

0.7

Shipping report

PART I

International seaborne shipping (by country)


1973


Transport maritime

PARTIE I

Transport maritime international (par pays)

1973





STATISTICS CANADA — STATISTIQUE CANADA
Transportation and Communications Division — Division des transports et des communications
Water Transport Section — Section du transport par eau

SHIPPING REPORT

PART I

International Seaborne Shipping
(by Country)

TRANSPORT MARITIME

PARTIE I

Transport maritime international
(par pays)

1973

Published by Authority of
The Minister of Industry, Trade and Commerce

Publication autorisée par
le ministre de l'Industrie et du Commerce

September - 1975 - Septembre
S-3510-518

Price—Prix: \$3.50

Statistics Canada should be credited when republishing all or any part of this document
Reproduction autorisée sous réserve d'indication de la source: Statistique Canada

Information Canada
Ottawa




TABLE OF CONTENTS

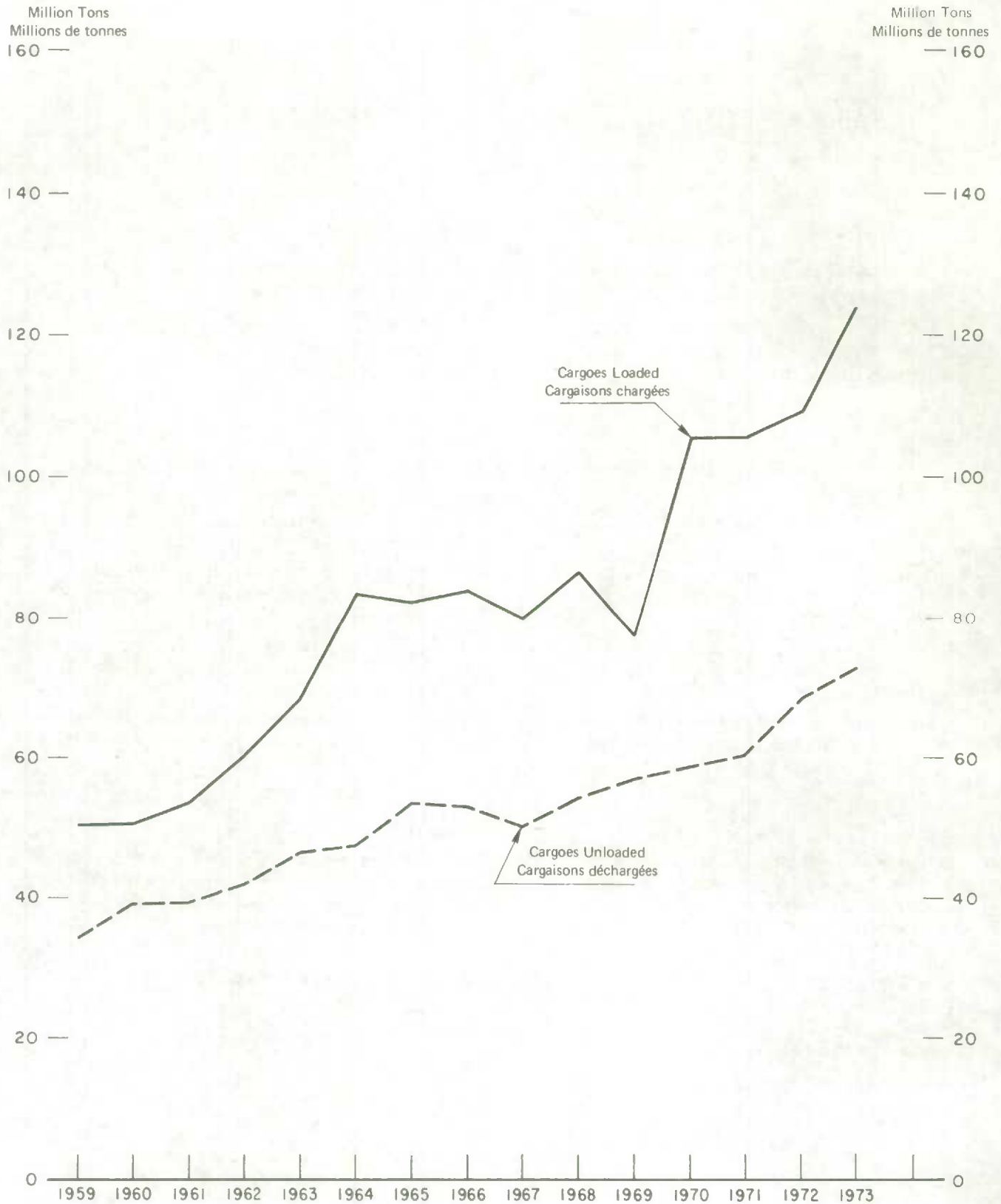
	Page
Chart	
Cargoes Loaded for and Unloaded from Foreign Countries	IV
Introduction	V
Alphabetic Listing of Countries, and Summary of Tonnage Loaded and Unloaded	XI
Table	
1. Cargoes Loaded at Canadian Ports for Foreign Countries	1
2. Cargoes Unloaded at Canadian Ports from Foreign Countries	115
3. Cargoes Loaded at Canadian Ports for Foreign Countries, by Commodity and Geographic Area	193
4. Cargoes Unloaded at Canadian Ports from Foreign Countries, by Commodity and Geographic Area	196
5. Vessels Arrived at and Departed from Canadian Ports in International Seaborne Shipping by Registry	199
Appendix	
A. Number and Registered Net Tonnage of, and Tons of Cargo Unloaded and Loaded by Vessels Arrived at and Departed from Canadian Ports in International Seaborne Shipping	205
B. List of Countries and Geographic Areas ...	206
C. List of Commodities	211

TABLE DES MATIERES

	Page
Graphique	
Cargaisons chargées pour les ports étrangers et déchargées aux ports étrangers	IV
Introduction	V
Liste alphabétique des pays et sommaire des chargements et déchargements en tonnes	XI
Tableau	
1. Marchandises chargées dans les ports canadiens à destination de pays étrangers	1
2. Marchandises déchargées dans les ports canadiens en provenance de pays étrangers	115
3. Marchandises chargées dans les ports canadiens aux pays étrangers, par marchandise et région géographique	193
4. Marchandises déchargées dans les ports canadiens des pays étrangers, par marchandise et région géographique	196
5. Mouvements internationaux de navires à destination dû en provenance de ports canadiens	199
Appendice	
A. Entrées et départs, chargements, et déchargements de navires en commerce du transport maritime international et tonnage net de registre aux ports canadiens	205
B. Liste des pays et des régions	206
C. Marchandise	211

Chart - 1

Cargoes Loaded for and Unloaded from Foreign Countries, 1959-1973
Cargaisons chargées pour les ports étrangers et déchargées aux ports étrangers, 1959-1973



INTRODUCTION

This publication presents statistics on the commodity and vessel traffic between Canada and foreign countries.

Cautionary Note

The statistics contained in this report should be used with due allowance for their limitations. In general, the figures are somewhat understated both in total and for specific commodities. Technological and other changes can distort year-to-year comparisons. For example, introduction of containerization causes an apparent drop in shipments of the commodity concerned, simply because the contents of containers are not reported. Some respondents consider the term "general cargo" to be synonymous with "miscellaneous"; consequently, general cargo figures tend to be inflated, and data for individual commodities may be somewhat lower than actual. Finally, response to the survey is known to be incomplete.

Solutions to these and other problems are being sought. As improvements are made, their effect on published information will be noted in this space.

Source

Shipping statistics are compiled from reports completed by operators or agents of vessels entering and leaving Canadian ports. Reports are not required for naval or fishing vessels, and craft of less than fifteen registered net tons. Customs officials act as agents for Statistics Canada by collecting forms at customs ports; returns for non-customs ports are forwarded through the nearest customs office. Operating data are collected for vessels calling at coastal and Lakes ports, but regions such as Lake Winnipeg and the MacKenzie River are not included in the survey.

Treatment of Data

The term "international seaborne shipping" is used for vessels classed as being in foreign service, that is when (1) the vessel arrives from or departs for a foreign port; or (2) cargo is loaded for or unloaded from a foreign port; or (3) the registry of the vessel is other than Canadian or British Commonwealth (even though the vessel may have sailed between two Canadian ports).

La présente publication renferme la statistique du transport des marchandises et du trafic maritime entre le Canada et l'étranger.

Mise en garde

Il y a lieu de tenir compte des limitations des statistiques publiées ici lors de leur utilisation. De façon générale, les chiffres sont quelque peu sous-estimés tant en ce qui a trait aux totaux qu'en ce qui concerne les marchandises particulières. Les changements technologiques et autres peuvent fausser les comparaisons d'une année à l'autre. Par exemple, la conteneurisation se traduit par une chute apparente des expéditions de la marchandise concernée, pour la simple raison que le contenu des conteneurs n'est pas indiqué. Certains enquêtés jugent que "marchandises diverses" est synonyme de "divers", par conséquent, les chiffres relatifs aux marchandises diverses tendent à être exagérés, et les données concernant les marchandises individuelles peuvent être quelque peu sous-estimées. Enfin, on sait que la réponse à l'enquête est incomplète.

Nous cherchons des solutions à ces problèmes et aux autres problèmes qui peuvent se poser. Au fur et à mesure que des améliorations se réaliseront, nous en indiquerons ici l'effet sur les renseignements publiés.

Source

Les statistiques sur la navigation sont établies d'après les données fournies par les exploitants ou les agents des navires qui entrent dans les ports canadiens ou qui en sortent. Aucune déclaration n'est requise des navires militaires, des bateaux de pêche, ni des embarcations de moins de quinze tonnes de jauge nette au registre. Les douaniers agissent à titre d'agents de Statistique Canada pour recueillir les formules aux ports douaniers; les statistiques pour les ports non douaniers sont acheminées au bureau de douane le plus proche. Les données d'exploitation sont recueillies pour les navires faisant escale aux ports côtiers et des Grands Lacs, mais certaines régions comme le lac Winnipeg et le fleuve MacKenzie ne sont pas comprises dans l'enquête.

Traitement des données

On utilise l'expression "transport maritime international" pour désigner les navires classés dans le service international, c'est-à-dire quand (1) le navire arrive d'un port étranger ou part à destination d'un port étranger; ou (2) des marchandises sont chargées à bord d'un navire à destination d'un port étranger ou déchargées d'un navire en provenance d'un port étranger; ou (3) le navire n'est immatriculé ni au Canada ni dans un autre pays du Commonwealth britannique (même si celui-ci a navigué entre deux ports canadiens).

A vessel is classed as being in coasting service if (1) it is of Canadian or British Commonwealth registry, sails between two Canadian ports, and loads or unloads no foreign freight; or if (2) it is of foreign registry, but is granted a waiver to engage in coasting service.

Beginning the count of vessel arrivals and departures on January 1 and ending it on December 31 and also cause a disparity in the total number arrived and departed. Vessels entering a port at the end of a year and clearing it the following January would only be counted as an arrival or departure for that year when the movement occurred. In addition, an entry into a port can be an international voyage, whereas the departure can be in coasting service; the reverse situation also applies.

In this publication, Canadian ports have been grouped into three regions:

- (1) Atlantic, Arctic waters, Northern Manitoba, Northern Ontario, Northern Quebec, and Lower St. Lawrence River ports (Montreal and below).
- (2) Great Lakes and Upper St. Lawrence River ports (above Montreal); and
- (3) Pacific ports.

The registry of the vessel transporting Canada's foreign trade is published in the first two tables for the United Kingdom, Denmark, Federal Republic of Germany, Greece, Italy, the Netherlands, Norway, Sweden, Liberia, Japan, Panama, the United States and Canada; other registries are grouped due to relatively lesser importance in terms of volume handled, as well as space limitations in this publication, and are designated "other".

Countries are divided by geographic areas, first Commonwealth nations, then other countries. The order is as follows: Western Europe, Eastern Europe, Middle East, Other Africa, Other Asia, Oceania, South America, Central America, North America. Full country nomenclature and system of classifying comprises Appendix B. Appendix C consists of a commodity list, based on the Standard Commodity Classification Manual published by Statistics Canada, into which all cargo types are grouped; reference to this appendix will enable users to obtain a complete description of those commodities which have been necessarily abbreviated in the tables. Sequence of commodities is from Live Animals through End Products as described in this appendix.

Un navire est classé dans le service de cabotage (1) s'il est immatriculé au Canada ou dans un pays du Commonwealth britannique, navigue entre deux ports canadiens, et ne charge ou ne décharge pas de marchandises du commerce extérieur; ou (2) s'il est immatriculé dans un pays étranger, et a été autorisé à faire du cabotage.

Le fait que la période de référence est l'année civile peut aussi expliquer les différences existant parfois entre le nombre total de navires entrés et le nombre total de navires sortis. Les navires qui entrent dans un port à la fin de l'année et qui n'en sortent qu'en janvier de l'année suivante ne sont comptés que comme une entrée ou une sortie pour l'année durant laquelle le mouvement s'est produit. De plus, l'arrivée et le départ d'un navire peuvent très bien entrer, la première, dans la catégorie de la "navigation internationale" et, le second, dans celle de la "navigation nationale", ou vice versa.

Dans la présente publication, les ports canadiens sont groupés en trois régions:

- (1) Les ports de l'Atlantique, ceux de l'Arctique, les ports du nord du Manitoba, du nord de l'Ontario, du nord du Québec et du bas Saint-Laurent (le port de Montréal et ceux qui sont situés en aval de celui-ci).
- (2) Les ports des Grands Lacs et du haut Saint-Laurent (en amont de Montréal); et
- (3) Les ports du Pacifique.

Les pays d'immatriculation des navires transportant des marchandises entre le Canada et les pays étrangers font l'objet des deux premiers tableaux, dans le cas du Royaume-Uni, du Danemark, de la République fédérale d'Allemagne, de la Grèce, de l'Italie, des Pays-Bas, de la Norvège, de la Suède, du Libéria, du Japon, de Panama, des États-Unis et du Canada; les autres pays sont groupés à cause de leur importance relativement moindre du point de vue du volume et en raison du manque d'espace; ils sont désignés par "autre".

Les pays sont répartis par régions, en commençant par les pays du Commonwealth, suivis des autres pays dans l'ordre suivant: Europe occidentale, Europe orientale, Moyen-Orient, autres pays d'Afrique, autres pays d'Asie, Océanie, Amérique du Sud, Amérique centrale, Amérique du Nord. La nomenclature complète des pays et le mode de classement font l'objet de l'appendice B. L'appendice C est une liste de marchandises fondée sur la Classification type des marchandises publiée par Statistique Canada, où sont consignés tous les genres de cargaisons; le lecteur trouvera dans cet appendice une description complète des marchandises, qu'il a nécessairement fallu abréger dans les tableaux. La liste des marchandises commence par les animaux vivants et se termine par les produits finis.

The term "general cargo" in this publication refers only to commodities which were not specifically identified in shipping reports; it is not intended to indicate any distinction between bulk and other commodities.

Transshipments of cargoes, which are cargoes coming into a Canadian port en route to a port in a foreign country by water, are reflected in port totals. For example, cargoes unloaded from one vessel at Vancouver and re-loaded onto another vessel are recorded as a loading and unloading at that port.

For international trade, the published loadings and unloadings do not represent the exports and imports at a particular port because they include transhipped cargoes. (This term should not be confused with "goods-in-transit", goods neither loaded nor unloaded and therefore not recorded as a shipment.)

The letters "n.e.s." found in the commodity listing mean "not elsewhere specified",

All volume data are presented in tons of 2,000 pounds.

Statistical Analysis

Loadings

Cargo loaded at Canadian ports for abroad increased from 109,115,679 tons in 1972, to 123,937,304 tons in 1973, reflecting an increase in each of three regions - Atlantic, Great Lakes and Pacific.

Loadings to the United Kingdom increased slightly in 1973 to a total of 10,423,790 tons. Significant increases occurred in shipments of iron ore (from 3,933,428 tons in 1972 to 5,088,383 tons in 1973), wheat (1,445,175 tons to 1,636,333 tons) and containerized freight (972,288 tons to 1,053,570 tons).

Loadings to the United States increased from a total of 44,349,745 tons in 1972 to 50,227,025 tons in 1973. The largest increase occurred in shipments to the Great Lakes region of the United States, 19,875,437 tons to 24,159,935 tons. Loadings of crude petroleum moving to the United States have increased from 156,067 tons in 1972 to 1,059,236 tons in 1973 (much of this is attributed to transshipment of foreign crude petroleum via Canadian ports).

L'expression "Marchandises diverses", dans la présente publication, se rapporte uniquement aux marchandises qu'on n'a pas décrites avec précision dans les rapports sur le transport maritime; son rôle ne consiste pas à faire une distinction entre les marchandises en vrac et les autres marchandises.

Les totaux portuaires comprennent les marchandises transbordées par eau, c'est-à-dire les marchandises qui arrivent à un port canadien et qui sont destinées vers un port étranger. Les produits déchargés d'un bateau à Vancouver, par exemple, et rechargés à bord d'un autre navire figurent comme chargements et déchargements à ce port.

Pour le commerce international, les données publiées ne représentent pas les exportations et les importations parce qu'elles comprennent les marchandises transbordées. (On ne doit pas confondre ce terme avec marchandises en transit qui ne sont ni chargées ni déchargées et par ce fait même ne sont pas rapportées.)

Les lettres "n.d.a." dans la liste de marchandises, signifient "non dénommé ailleurs".

Toutes les données sur le volume sont représentées en tonnes de 2,000 livres.

Analyse statistique

Chargements

Le volume des marchandises chargées dans des ports canadiens à destination de l'étranger est passé de 109,115,679 tonnes en 1972 à 123,937,304 tonnes en 1973; cette augmentation globale est due aux augmentations enregistrées dans les régions de l'Atlantique, des Grands Lacs et du Pacifique.

Le volume des chargements à destination du Royaume-Uni a légèrement augmenté en 1973, pour atteindre un total de 10,423,790 tonnes. Les livraisons de minerai de fer ont connu une augmentation importante (passant de 3,933,428 tonnes en 1972 à 5,088,383 tonnes en 1973), ainsi que les livraisons de blé (qui sont passées de 1,445,175 tonnes à 1,636,333 tonnes) et celles de marchandises en conteneurs (de 972,288 tonnes à 1,053,570 tonnes).

Le volume des chargements à destination des États-Unis est passé d'un total de 44,349,745 tonnes en 1972 au chiffre de 50,227,025 tonnes en 1973. La hausse la plus importante a été celle des livraisons à destination de la région américaine des Grands Lacs; leur volume est passé de 19,875,437 tonnes à 24,159,935 tonnes. Les chargements de pétrole brut à destination des États-Unis se sont accrus, passant de 156,067 tonnes en 1972 à 1,059,236 tonnes en 1973 (la grande partie de ces chargements peut être attribuée au pétrole brut étranger transbordées aux ports canadiens).

Tonnage of Selected Commodities loaded at Canadian Ports for the United States, by Geographic Area
(Short tons - 2,000 pounds)

Volume (en tonnes) de certaines marchandises chargées dans les ports canadiens à destination des États-Unis,
par région géographique (tonnes courtes - 2,000 livres)

Commodity — Marchandise	Alaska		Hawaii — Hawaï		Pacific ports — Ports du Pacifique	
	1973	1972	1973	1972	1973	1972
Iron ore - Minerai de fer	—	—	—	—	206,835	173,978
Gypsum - Gypse	—	—	—	—	9,500	33,100
Fuel oil - Mazout	139,712	141,903	—	—	50,689	22,709
Lumber and timber - Bois d'oeuvre et de construction	4,715	2,488	37,185	32,099	273,337	482,557
Newsprint - Papier journal	3,310	4,930	37,334	32,940	674,225	504,185
Cement - Ciment	46,572	53,816	—	—	148,895	192,748
Limestone - Pierre à chaux	—	244	—	—	1,348,948	1,377,904
Total	194,309	203,381	74,519	65,039	2,712,429	2,787,181
	Great Lakes ports — Ports des Grands Lacs		Atlantic and Gulf ports — Ports de l'Atlantique et du Golfe		Total selected commodities loadings for U.S. — Total des chargements à destination des États-Unis.	
	1973	1972	1973	1972	1973	1972
Iron ore - Minerai de fer	16,630,953	14,210,866	5,780,715	5,300,207	22,618,503	19,685,051
Gypsum - Gypse	—	15,609	6,234,488	6,113,892	6,243,988	6,162,601
Fuel oil - Mazout	2,159,722	1,358,495	3,780,791	3,835,586	6,130,914	5,358,693
Lumber and timber - Bois d'oeuvre et de construction	2,382	5,268	1,673,159	2,048,510	1,990,778	2,570,922
Newsprint - Papier journal	252,856	347,583	915,924	882,555	1,883,649	1,772,193
Cement - Ciment	1,196,166	758,568	324,751	325,541	1,716,384	1,330,673
Limestone - Pierre à chaux	18,177	34,669	—	—	1,367,125	1,412,817
Total	20,260,256	16,731,058	18,709,828	18,506,291	41,951,341	38,292,950

Loadings to Japan increased from 17,616,081 tons of cargo to 22,620,339 tons. Increases occurred in all of the following leading Canadian commodities, i.e., barley, bituminous coal, copper ore and concentrate, iron ore and concentrate, lumber and timber, rapeseed and wheat.

Les chargements de marchandises à destination du Japon ont augmenté, pour passer de 17,616,081 tonnes à 22,620,339 tonnes. Toutes les principales marchandises exportées du Canada au Japon, ont augmenté, c-à-d. l'orge, le charbon bitumineux, le minerai et les concentrés de cuivre, le minerai et les concentrés de fer, le bois d'oeuvre et le bois de construction, la graine de colza et le blé.

Unloadings

The volume of incoming traffic to Canada rose to 72,708,223 tons in 1973 from 68,360,673 tons in 1972. The only area to account for the

Déchargements

Le Canada a connu une augmentation du trafic de marchandises arrivant dans ses ports en 1973, dont le volume s'est chiffré à 72,708,223 tonnes, par rapport à

increase in cargoes unloaded was the Atlantic region (38,165,428 tons in 1972 to 44,080,389 tons in 1973).

Cargo unloaded from the United Kingdom decreased slightly in volume from 1,393,559 tons in 1972 to 1,218,928 tons in 1973. Tonnages of containerized freight rose from 798,342 tons to 896,908 tons, an increase of 12.3%.

Unloadings from the United States increased from 31,355,568 tons to 34,249,167 tons; American Atlantic and Gulf ports loaded less tonnage destined for Canadian ports this season (2,947,907 tons compared to 3,118,830 tons during 1972). The decline in shipments of alumina and bauxite ores from 648,630 tons reported last year to 386,147 tons in 1973, was the major contributing factor. The most notable change occurred in the Great Lakes region, where shipments of bituminous coal were reduced to 15,726,071 tons from 18,129,522 tons in 1972. This tonnage decline, however was offset by increased tonnages of wheat from 738,865 to 2,590,988 tons, corn from 1,098,703 tons to 2,134,358 tons and iron ore from 1,643,565 tons to 2,587,168 tons.

Total cargoes unloaded from Japan decreased from 1,184,821 tons in 1972 to 914,187 tons in 1973. This loss in traffic affected unloadings at all regions.

A breakdown of selected commodities, loaded and unloaded from the various regions of the world is given in summary form in the origin and destination part of the Shipping Report. Commodities not mentioned in these tables but which represent a significant portion of our trade are alumina and bauxite ores (3,497,317), containerized freight (5,221,099), crude petroleum (23,445,409 table follows), limestone (3,681,409), phosphate rock (1,459,131) and sand and gravel (1,340,520).

68,360,673 tonnes en 1972. La région de l'Atlantique est la seule qui enregistra une hausse des marchandises déchargées (38,165,428 tonnes en 1972 à 44,080,389 tonnes en 1973).

La quantité de marchandises déchargées en provenance du Royaume-Uni a légèrement baissé, passant de 1,393,559 tonnes en 1972 à 1,218,928 tonnes en 1973. Le volume des marchandises en conteneurs est passé de 798,342 tonnes à 896,908 tonnes, ce qui représente une hausse de 12.3 %.

Les déchargements en provenance des États-Unis ont augmenté, passant de 31,355,568 tonnes à 34,249,167 tonnes; les ports des États-Unis situés sur l'Atlantique et dans le Golfe ont chargé moins de marchandises destinées à des ports canadiens cette saison (2,947,907 tonnes comparativement à 3,118,830 tonnes en 1972). La diminution des livraisons de minerai d'alumine et de bauxite (de 648,630 tonnes en 1972 à 386,147 tonnes en 1973) a été le facteur qui a le plus contribué à cette diminution. Le changement le plus important s'est produit dans la région des Grands Lacs où les livraisons de charbon bitumineux sont tombées à 15,726,071 tonnes comparativement à 18,129,522 tonnes en 1972. Cette diminution a toutefois été contrebalancée par une augmentation des quantités de blé (de 738,865 à 2,590,988 tonnes), de maïs (de 1,098,703 à 2,134,358 tonnes) et de minerai de fer (de 1,643,565 à 2,587,168 tonnes).

La quantité totale des marchandises déchargées en provenance du Japon a baissé, passant de 1,184,821 tonnes en 1972 à 914,187 tonnes en 1973. Cette perte de trafic eut des répercussions dans toutes les régions.

Une ventilation de certaines marchandises chargées et déchargées en provenance des diverses régions du monde, figure sous forme sommaire, dans la partie de la publication Transport maritime portant sur l'origine et la destination des marchandises. Au nombre des marchandises ne figurant pas dans ces tableaux mais qui représentent une part importante de nos échanges commerciaux, mentionnons les minerais d'alumine et de bauxite (3,497,317 tonnes), les marchandises en conteneurs (5,221,099 tonnes), le pétrole brut 23,445,409 tonnes (voir le tableau ci-dessous), la pierre de chaux (3,681,409 tonnes), la roche phosphatée (1,459,131 tonnes) et le sable et le gravier (1,340,520 tonnes).

Crude petroleum unloaded at Eastern Canadian ports from foreign countries — Pétrole brut de pays étrangers déchargé dans les ports Canadiens de l'est	Year — Année	
	1972	1973
	tonnage	
Foreign countries — Pays étrangers:		
Venezuela — Vénézuéla	7,681,644	8,113,883
Iran	4,082,942	6,469,550
Kuwait — Koweït	345,472	502,129
Libya — Libye	1,326,543	1,835,951
Saudi Arabia — Arabie saoudite	2,616,205	2,319,009
Angola	2,404,888	2,438,060

Vessels

Canadian-registered vessels transported 54,199,795 tons or 27.6% of the nation's foreign cargoes in 1973. The comparative 1972 figure was 45,478,379 tons or 25.6%. Liberian vessels handled 37,614,923 tons or 19.1% (19.3% in 1972) and Norwegian vessels 14,380,047 tons or 7.3% (10.1% in 1972).

Vessels of United Kingdom registry transported slightly more cargo than the previous year, 16,850,754 tons as compared to 16,523,100 tons, but less than 1971, when these vessels carried 17,279,272 tons. The percentages of our nation's foreign cargoes carried by United Kingdom vessels for the following years are: 1969 - 9.5%; 1970 - 8.5%; 1971 - 10.4%; 1972 - 9.3% and 1973 - 8.6%.

Several labour disputes which occurred in Canada during 1973 had direct or indirect impact on water transportation. Thirteen companies were involved in such disputes. The largest of these was the rotating strike of the railways during the period July 21 to September 10, 1973. It involved approximately 56,000 workers.

Navires

En 1973, les navires immatriculés au Canada ont transporté 54,199,795 tonnes du fret pour le commerce international, à destination ou en provenance du pays, soit 27.6 % du total. Le chiffre correspondant pour 1972 était de 45,478,379 tonnes ou 25.6 % du total. Les navires libériens ont transporté 37,614,923 tonnes ou 19.1% du total (contre 19.3 % en 1972) et les navires norvégiens 14,380,047 tonnes ou 7.3% du total (10.1 % en 1972).

Les navires immatriculés au Royaume-Uni ont transporté plus de marchandises que l'année précédente 16,850,754 tonnes contre 16,523,100 tonnes, mais moins qu'en 1971, où le volume de marchandises transportées par ces navires était de 17,279,272 tonnes. Les pourcentages du fret à destination ou en provenance du Canada transporté par des navires immatriculés au Royaume-Uni s'établissent comme suit pour les années suivantes: 1969 - 9.5 %; 1970 - 8.5 %; 1971 - 10.4 %; 1972 - 9.3 % et 1973 - 8.6 %.

Un certain nombre de conflits de travail qui se sont produits en 1973 au Canada ont eu des répercussions directes ou indirectes sur le transport par eau. Ces conflits ont touché treize compagnies. Le plus important d'entre eux a été la grève tournante des chemins de fer, qui a duré du 21 juillet au 10 septembre 1973 et qui a touché environ 56,000 travailleurs.

ALPHABETIC LISTING OF COUNTRIES AND SUMMARY OF TONNAGE LOADED AND UNLOADED

COUNTRY	LOADED AT CANADIAN PORTS		UNLOADED AT CANADIAN PORTS		TOTAL
	TONNAGE	SEE PAGE	TONNAGE	SEE PAGE	
ADEN.....	2,040	28	-	-	2,040
ALBANIA.....	155,393	25	-	-	155,393
ALGERIA.....	636,079	40	34,210	149	670,289
ANGOLA.....	28,492	40	2,529,128	149	2,557,620
ARGENTINA.....	159,814	72	20,949	175	180,763
AUSTRALIA.....	1,113,719	66	975,788	171	2,089,507
BAHAMAS.....	76,549	83	85,965	180	162,514
BAHREIN.....	-	-	6	143	6
BARBAOS.....	30,918	86	6,645	180	37,563
BELGIUM-LUXEMB.....	2,308,202	5	799,924	118	3,108,126
BERMUOA.....	18,474	84	652	180	19,126
BR. AFRICA NES.....	2,913	40	5	149	2,918
BR. HONDURAS.....	2,376	85	16,819	180	19,195
BR. OCEANIA NES.....	1,122	70	1,000	175	2,122
BRAZIL.....	917,696	73	533,920	176	1,451,616
BULGARIA.....	3,815	26	-	-	3,815
BURMA.....	-	-	51	159	51
CAMBODIA-LAOS.....	-	-	416	159	416
CAMEROUN REP.....	624	41	4,641	149	5,265
CHILE.....	227,493	76	65,012	178	292,505
CHINA, COMMUN.....	3,653,580	55	33,540	160	3,687,120
COLOMBIA.....	157,093	77	11,987	178	169,080
COSTA RICA.....	39,170	94	947	182	40,117
CUBA.....	704,755	95	52,322	182	757,077
CYPRUS.....	75,407	28	4,480	143	79,887
DAHOMY.....	2,362	42	-	-	2,362
DENMARK.....	22,115	7	13,907	122	36,022
DOMINICAN REP.....	46,240	96	32,501	183	78,741
ECUADOR.....	35,478	78	1,893	178	37,371
EL SALVADOR.....	17,662	97	872	183	18,534
ETHIOPIA.....	7,202	28	-	-	7,202
FIJI.....	1,321	69	28,750	173	30,071
FINLAND.....	256,123	7	4,488	122	260,611
FR. AFRICA NES.....	6	42	46,755	149	46,761
FR. OCEANIA.....	7,344	71	-	-	7,344
FR. WEST INDIES.....	1,446	98	31,013	183	32,459
FRANCE.....	1,182,900	8	128,700	123	1,311,600
FRENCH GUIANA.....	192	78	-	-	192
GABON REPUBLIC.....	250	42	-	-	250
GAMBIA.....	485	32	-	-	485
GERMANY EAST.....	-	-	690	141	690
GERMANY WEST.....	2,812,515	10	221,730	125	3,034,245
GHANA.....	85,135	32	100,814	145	185,949
GREECE.....	122,180	14	191,565	129	313,745
GREENLAND.....	18,439	104	109	185	18,548
GUATEMALA.....	23,304	98	1,109	183	24,413
GUINEA.....	1	43	103,005	149	103,006
GUYANA.....	7,579	71	87,313	175	94,892
HAITI, REP.DF.....	107,706	99	993	183	108,699
HONDURAS.....	12,208	99	38	183	12,246
HDNG KONG.....	60,891	47	43,425	152	104,316
ICELAND.....	4	15	-	-	4
INDIA.....	2,098,621	49	47,105	154	2,145,726
INDONESIA.....	118,034	56	192,620	160	310,654
IRAN.....	134,804	28	6,471,072	144	6,605,876
IRAQ.....	72,046	29	2,473	144	74,519
IRELAND.....	82,171	15	19,355	130	101,526
ISRAEL.....	422,421	29	20,717	144	443,138
ITALY.....	4,487,163	15	125,839	130	4,613,002
IVORY COAST.....	7,410	43	1,689	150	9,099
JAMAICA.....	56,798	87	254,909	180	311,707
JAPAN.....	22,620,339	57	914,187	160	23,534,526
JORDAN.....	836	30	-	-	836
KENYA.....	7,971	33	16,919	145	24,890
KOREA - SOUTH.....	472,936	61	28,873	166	501,809
KUWAIT.....	1,511	30	502,135	144	503,646
LEBANON.....	231,973	30	74	144	232,047
LEEW-WIND IS.....	32,813	90	90,159	181	122,972
LIBERIA.....	5,351	43	92,659	150	98,010
LIBYA.....	21,277	30	1,835,951	144	1,857,228

ALPHABETIC LISTING OF COUNTRIES AND SUMMARY OF TONNAGE LOADED AND UNLOADED

COUNTRY	LOADED AT CANADIAN PORTS		UNLOADED AT CANADIAN PORTS		TOTAL
	TONNAGE	SEE PAGE	TONNAGE	SEE PAGE	
MALAGASY REP.....	1,045	44	40,292	150	41,337
MALAYSIA.....	55,444	51	117,805	156	173,249
MALTA AND GOZO.....	19,104	4	-	-	19,104
MAURITIUS-DEP.....	231	34	176,477	146	176,708
MEXICO.....	234,768	99	657,875	183	892,643
MOROCCO.....	72,319	44	4,531	150	76,850
MOZAMBIQUE.....	25,946	45	95,646	150	121,592
NETH. ANTILLES.....	946	101	1,638,555	184	1,639,501
NETHERLANDS.....	6,645,815	17	478,098	133	7,123,913
NEW ZEALAND.....	369,898	69	53,270	174	423,168
NICARAGUA.....	10,399	101	1,881	184	12,280
NIGERIA.....	119,311	34	93,340	146	212,651
NORWAY.....	238,569	22	32,525	135	271,094
PAKISTAN.....	664,419	52	20,916	157	685,335
PANAMA.....	23,321	101	4,674	184	27,995
PERU.....	292,547	79	32,989	179	325,536
PHILIPPINES.....	272,999	62	54,477	167	327,476
POLAND.....	350,242	26	106,138	141	456,380
PORT. AF. NES.....	1,009	46	-	-	1,009
PORT. ASIA.....	10,543	63	-	-	10,543
PORTUGAL.....	138,000	22	18,171	136	156,171
PUERTO RICO.....	187,747	103	140,192	184	327,939
REP. SO.AFRICA.....	151,732	35	374,290	146	526,022
ROUMANIA.....	95,335	26	36,837	142	132,172
SAUDI ARABIA.....	94,208	30	2,319,016	144	2,413,224
SENEGAL.....	13,650	46	1,512	151	15,162
SIERRA LEONE.....	1,089	39	417,507	148	418,596
SINGAPORE.....	91,256	53	48,126	158	139,382
SOMALIA.....	2,188	31	-	-	2,188
SPAIN.....	904,350	23	54,619	137	958,969
SPANISH AFRICA.....	227	46	695	151	922
SRI LANKA.....	28,569	47	10,208	151	38,777
ST. PIERRE-MIQ.....	121,881	105	1,171	185	123,052
SUDAN.....	9,777	31	-	-	9,777
SURINAM.....	1,659	80	286,926	179	288,585
SWEDEN.....	81,540	24	269,193	140	350,733
SYRIA.....	25,809	31	-	-	25,809
TAIWAN.....	456,934	63	120,180	168	577,114
TANZANIA.....	24,774	39	14,160	148	38,934
THAILAND.....	67,254	64	5,757	171	73,011
TOGO.....	1,652	46	-	-	1,652
TRINIDAD-TOBAG.....	64,576	92	2,130,751	181	2,195,327
TRUCIAL STATES.....	10,667	28	-	-	10,667
TUNISIA.....	119,212	47	-	-	119,212
TURKEY.....	144,151	31	6,697	145	150,848
U.S.S.R.....	4,621,326	26,66	42,809	142	4,664,135
U.A.R. - EGYPT.....	24,015	32	-	-	24,015
U.S. OCEANIA.....	305	71	-	-	305
U.S. VIRGIN IS.....	-	-	168,587	185	168,587
UNITED KINGDOM.....	10,423,790	1	1,218,928	115	11,642,718
UNITED STATES.....	50,227,025	106	34,249,167	185	84,476,192
URUGUAY.....	11,572	80	17,239	179	28,811
VENEZUELA.....	257,912	80	10,276,718	179	10,534,630
VIET-NAM,SOUTH.....	2,851	66	51	171	2,902
YUGOSLAVIA.....	87,695	27	9,091	143	96,786
ZAIRE.....	12,414	41	25,323	149	37,737
TOTAL.....	123,937,304		72,708,223		196,645,527

LISTE ALPHABETIQUE DES PAYS ET SOMMAIRE DES CHARGEMENTS ET DECHARGEMENTS EN TONNES

PAYS	MARCHANDISES CHARGEES DANS LES PORTS CANADIENS		MARCHANDISES DECHARGEES DANS LES PORTS CANADIENS		TOTAL
	TONNAGE	VOIR LA PAGE	TONNAGE	VOIR LA PAGE	
ADEN.....	2,040	28	-	-	2,040
AF. PORT. NDA.....	1,009	46	-	-	1,009
AFRIQUE BR. NOA.....	2,913	40	5	149	2,918
AFRIQUE ESPAG.....	227	46	695	151	922
AFRIQUE FR. NOA.....	6	42	46,755	149	46,761
ALBANIE.....	155,393	25	-	-	155,393
ALGERIE.....	636,079	40	34,210	149	670,289
ALLEMAGNE, EST.....	-	-	690	141	690
ALLEMAGNE, R F.....	2,812,515	10	221,730	125	3,034,245
ANGOLA.....	28,492	40	2,529,128	149	2,557,620
ANTILLES FR.....	1,446	98	31,013	183	32,459
ANTILLES NEERL.....	946	101	1,638,555	184	1,639,501
ARABIE SAOQUIT.....	94,208	30	2,319,016	144	2,413,224
ARGENTINE.....	159,814	72	20,949	175	180,763
ASIE PORT.....	10,543	63	-	-	10,543
AUSTRALIE.....	1,113,719	66	975,788	171	2,089,507
BAHREIN.....	-	-	6	143	6
BARBADOS.....	30,918	86	6,645	180	37,563
BELGIQUE-LUX.....	2,308,202	5	799,924	118	3,108,126
BERMUOES.....	18,474	84	652	180	19,126
BIRMANIE.....	-	-	51	159	51
BRESIL.....	917,696	73	533,920	176	1,451,616
BULGARIE.....	3,815	26	-	-	3,815
CAMBODGE-LAOS.....	-	-	416	159	416
CHILI.....	227,493	76	65,012	178	292,505
CHINE, COMMUN.....	3,653,580	55	33,540	160	3,687,120
CHYPRE.....	75,407	28	4,480	143	79,887
COLOMBIE.....	157,093	77	11,987	178	169,080
COREE DU SUD.....	472,936	61	28,873	166	501,809
COSTA-RICA.....	39,170	94	947	182	40,117
COTE-D'IVOIRE.....	7,410	43	1,689	150	9,099
CURA.....	704,755	95	52,322	182	757,077
OAHOMEY.....	2,362	42	-	-	2,362
DANEMARK.....	22,115	7	13,907	122	36,022
EQUATEUR.....	35,478	78	1,893	178	37,371
ESPAGNE.....	904,350	23	54,619	137	958,969
ETATS, TRAITE.....	10,667	28	-	-	10,667
ETATS-UNIS.....	50,227,025	106	34,249,167	185	84,476,192
ETHIOPIE.....	7,202	28	-	-	7,202
FIOJI.....	1,321	69	28,750	173	30,071
FINLANDE.....	256,123	7	4,488	122	260,611
FRANCE.....	1,182,900	8	128,700	123	1,311,600
GAMBIE.....	485	32	-	-	485
GHANA.....	85,135	32	100,814	145	185,949
GRECE.....	122,180	14	191,565	129	313,745
GROENLANDO.....	18,439	104	109	185	18,548
GUATEMALA.....	23,304	98	1,109	183	24,413
GUINEE.....	1	43	103,005	149	103,006
GUYANE.....	7,579	71	87,313	175	94,892
GUYANE FR.....	192	78	-	-	192
HONOURAS.....	12,208	99	38	183	12,246
HONOURAS BR.....	2,376	85	16,819	180	19,195
HONG-KONG.....	60,891	47	43,425	152	104,316
I. LEEW-WIND.....	32,813	90	90,159	181	122,972
I. VIERGES E-U.....	-	-	168,587	185	168,587
ILES BAHAMAS.....	76,549	83	85,965	180	162,514
INOE.....	2,098,621	49	47,105	154	2,145,726
INOONESIE.....	118,034	56	192,620	160	310,654
IRAK.....	72,046	29	2,473	144	74,519
IRAN.....	134,804	28	6,471,072	144	6,605,876
IRLANDE.....	82,171	15	19,355	130	101,526
ISLANDE.....	4	15	-	-	4
ISRAEL.....	422,421	29	20,717	144	443,138
ITALIE.....	4,487,163	15	125,839	130	4,613,002
JAMAIQUE.....	56,798	87	254,909	180	311,707
JAPON.....	22,620,339	57	914,187	160	23,534,526
JORDANIE.....	836	30	-	-	836
KENYA.....	7,971	33	16,919	145	24,890
KUWAIT.....	1,511	30	502,135	144	503,646
LIBAN.....	231,973	30	74	144	232,047

LISTE ALPHABETIQUE DES PAYS ET SOMMAIRE DES CHARGEMENTS ET DECHARGEMENTS EN TONNES

PAYS	MARCHANDISES CHARGEES DANS LES PORTS CANADIENS		MARCHANDISES DECHARGEES DANS LES PORTS CANADIENS		TOTAL
	TONNAGE	VOIR LA PAGE	TONNAGE	VOIR LA PAGE	
LIBERIA.....	5,351	43	92,659	150	98,010
LIRYE.....	21,277	30	1,835,951	144	1,857,228
MALAISIE.....	55,444	51	117,805	156	173,249
MALTE ET GOZZO.....	19,104	4	-	-	19,104
MAROC.....	72,319	44	4,531	150	76,850
MAURICE ET DEP.....	231	34	176,477	146	176,708
MEXIQUE.....	234,768	99	657,875	183	892,643
MOZAMBIQUE.....	25,946	45	95,646	150	121,592
NICARAGUA.....	10,399	101	1,881	184	12,280
NIGERIA.....	119,311	34	93,340	146	212,651
NORVEGE.....	238,569	22	32,525	135	271,094
NOUV.- ZELANOE.....	369,898	69	53,270	174	423,168
OCEANIE BR.NOA.....	1,122	70	1,000	175	2,122
OCEANIE E-U.....	305	71	-	-	305
OCEANIE FR.....	7,344	71	-	-	7,344
PAKISTAN.....	664,419	52	20,916	157	685,335
PANAMA.....	23,321	101	4,674	184	27,995
PAYS-BAS.....	6,645,815	17	478,098	133	7,123,913
PEROU.....	292,547	79	32,989	179	325,536
PHILIPPINES.....	272,999	62	54,477	167	327,476
POLOGNE.....	350,242	26	106,138	141	456,380
PORTO-RICO.....	187,747	103	140,192	184	327,939
PORTUGAL.....	138,000	22	18,171	136	156,171
R. DOMINICAINE.....	46,240	96	32,501	183	78,741
R. DU CAMEROUN.....	624	41	4,641	149	5,265
R.A.U.- EGYPTE.....	24,015	32	-	-	24,015
REP. O'HAITI.....	107,706	99	993	183	108,699
REP. DU GABON.....	250	42	-	-	250
REP. MALGACHE.....	1,045	44	40,292	150	41,337
REP. SUO-AFR.....	151,732	35	374,290	146	526,022
ROUMANIE.....	95,335	26	36,837	142	132,172
ROYAUME-UNI.....	10,423,790	1	1,218,928	115	11,642,718
SALVADOR.....	17,662	97	872	183	18,534
SENEGAL.....	13,650	46	1,512	151	15,162
SIERRA LEONE.....	1,089	39	417,507	148	418,596
SINGAPOUR.....	91,256	53	48,126	158	139,382
SOMALIE.....	2,188	31	-	-	2,188
SOUOAN.....	9,777	31	-	-	9,777
SRI LANKA.....	28,569	47	10,208	151	38,777
ST-PIERRE-MIQ.....	121,881	105	1,171	185	123,052
SUEDE.....	81,540	24	269,193	140	350,733
SURINAM.....	1,659	80	286,926	179	288,585
SYRIE.....	25,809	31	-	-	25,809
TAIWAN.....	456,934	63	120,180	168	577,114
TANZANIE.....	24,774	39	14,160	148	38,934
THAILANDE.....	67,254	64	5,757	171	73,011
TOGO.....	1,652	46	-	-	1,652
TRINIOAO TOBAG.....	64,576	92	2,130,751	181	2,195,327
TUNISIE.....	119,212	47	-	-	119,212
TURQUIE.....	144,151	31	6,697	145	150,848
U.R.S.S.....	4,621,326	26,66	42,809	142	4,664,135
URUGUAY.....	11,572	80	17,239	179	28,811
VENEZUELA.....	257,912	80	10,276,718	179	10,534,630
VIET-NAM, SUO.....	2,851	66	51	171	2,902
YUGOSLAVIE.....	87,695	27	9,091	143	96,786
ZAIRE.....	12,414	41	25,323	149	37,737
TOTAL.....	123,937,304		72,708,223		196,645,527

TABLE 1. CARGOES LOADED AT CANADIAN PORTS FOR FOREIGN COUNTRIES.

TABLEAU 1. MARCHANDISES CHARGÉES DANS LES PORTS CANADIENS A DESTINATION DE PAYS ÉTRANGERS.

COUNTRY OF DESTINATION AND KIND OF CARGO	REGISTRY OF VESSEL	ATLANTIC ATLANTIQUE	GREAT LAKES GRANDS LACS	PACIFIC PACIFIQUE	TOTAL TOTAL	IMMATIC. DU NAVIRE	PAYS DE DESTINATION ET MARCHANDISE
UNITED KINGDOM							ROYAUME-UNI
LIVE ANIMALS, NES	GER	9			9	ALL	ANIMAUX VIVANTS, NDA
MEAT, FRESH OR FROZEN	U K	12		68	80	R U	VIANDE, FRAICHE / CONG.
	DENMK	5			5	DANMK	
	GER	140			140	ALL	
	GREEK	39			39	GRECQ	
COMMODITY TOTAL		196		68	264		TOTAL DE MARCHANDISE
MEAT AND MEAT PREP. NES	GER	127			127	ALL	VIANDES ET PREP. NDA
FISH, FRESH OR FROZEN	U K	48		286	334	R U	POISSON, FRAIS OU CONG.
	DENMK	921		122	1,043	DANMK	
	GER			18	18	ALL	
	GREEK	39			39	GRECQ	
COMMODITY TOTAL		1,008		426	1,434		TOTAL DE MARCHANDISE
FISH, SALTED OR CURED	OTHER	181			181	AUTRE	POISSON, SALE OU FUME
FISH, CANNED	GER			60	60	ALL	POISSON EN BOITES
	NETH			1	1	P. BAS	
COMMODITY TOTAL				61	61		TOTAL DE MARCHANDISE
LOBSTER	U K	68			68	R U	HOMARD
SHELL FISH, NES	U K	573			573	R U	MOLLUSQUES CRUST., NOA
BARLEY	U K		4,256		4,256	R U	ORGE
	GER	16,976	32,769		49,745	ALL	
	GREEK	2,650			2,650	GRECQ	
	NETH	17,922			17,922	P. BAS	
	NORW	20,157			20,157	NORV	
	LIBER		10,416		10,416	LIBER	
	OTHER		6,720		6,720	AUTRE	
COMMODITY TOTAL		57,705	54,161		111,866		TOTAL DE MARCHANDISE
CORN	ITALY	4,070			4,070	ITAL	MAIS
	NORW	4,928			4,928	NORV	
	LIBER	4,057			4,057	LIBER	
	JAPAN	4,866			4,866	JAPON	
	OTHER	8,548			8,548	AUTRE	
COMMODITY TOTAL		26,469			26,469		TOTAL DE MARCHANDISE
OATS	U K		1,279		1,279	R U	AVOINE
	LIBER		840		840	LIBER	
COMMODITY TOTAL			2,119		2,119		TOTAL DE MARCHANDISE
RYE	U K	3,372			3,372	R U	SEIGLE
	ITALY	2,945			2,945	ITAL	
COMMODITY TOTAL		6,317			6,317		TOTAL DE MARCHANDISE
WHEAT	U K	150,126			150,126	R U	BLE
	DENMK	74,432	8,538	44,738	127,708	DANMK	
	GER	43,015	3,724		46,739	ALL	
	GREEK	190,306			190,306	GRECQ	
	ITALY	201,864			201,864	ITAL	
	NORW	142,027			142,027	NORV	
	SWEON	35,550			35,550	SUEDE	
	LIBER	323,484	3,090		326,574	LIBER	
	JAPAN	33,611			33,611	JAPON	
	PANAM	164,134			164,134	PANAM	
	OTHER	217,694			217,694	AUTRE	
COMMODITY TOTAL		1,576,243	15,352	44,738	1,636,333		TOTAL DE MARCHANDISE
MALT AND MALT FLOUR	OTHER		3,490		3,490	AUTRE	MALT ET FARINE DE MALT
CEREALS MILLED, NES	DENMK		787		787	DANMK	CEREALES MOULUES, NDA
APPLES	U K	524		831	1,355	R U	POMMES
	DENMK	667		327	994	DANMK	
	GER			149	149	ALL	
COMMODITY TOTAL		1,191		1,307	2,498		TOTAL DE MARCHANDISE
FRESH FRUITS, BERRIES	NETH				6	P. BAS	FRUITS, BAIES FRAIS
VEGETABLES, FROZEN	GER				33	ALL	LEGUMES, CONGEELES
VEGETABLE PREP. NES	U K	7			7	R U	PREP. DE LEGUMES NDA
MISC. FOOD PREP. NES	U K	6			6	R U	DIV. PREP. ALIM. NDA
	GER		18		18	ALL	
COMMODITY TOTAL		6	18		24		TOTAL DE MARCHANDISE
HULLS, SCREENINGS, CHAFF	U K		6,805		6,805	R U	ECOLURES, CRIBLURES, BAL
	GER		26,234		26,234	ALL	
	GREEK		50,237		50,237	GRECQ	
	LIBER		5,585		5,585	LIBER	
	OTHER		15,258		15,258	AUTRE	
COMMODITY TOTAL			104,119		104,119		TOTAL DE MARCHANDISE
GROUND CEREALS NES	U K	8,306			8,306	R U	CEREALES MOULUES NDA
SOYA. OIL MEAL, CAKE	U K		2,912		2,912	R U	FARINE TOURT. GR. SOYA
	GER	10,354			10,354	ALL	
	NORW		4,071		4,071	NORV	
	PANAM		4,322		4,322	PANAM	
	OTHER	4,032	20,090		24,122	AUTRE	
COMMODITY TOTAL		14,386	31,395		45,781		TOTAL DE MARCHANDISE
OIL SEED MEAL, CAKE NES	GREEK		2,574		2,574	GRECQ	FAR. TOURT. OLEAG. NOA
FEEDS OF ANIMAL ORIGIN	U K	1,126			1,126	R U	PROV. D'ORIGINE ANIMALE
	DENMK	2,046			2,046	DANMK	
	OTHER	200			200	AUTRE	
COMMODITY TOTAL		3,372			3,372		TOTAL DE MARCHANDISE
CONC. COMPLETE FEEDS	U K		1,273		1,273	R U	CONC., PROV. COMPLETES
	GER		9,228		9,228	ALL	
	LIBER		7,382		7,382	LIBER	
COMMODITY TOTAL			17,883		17,883		TOTAL DE MARCHANDISE
DIST. ALCOHOLIC BEV.	GER			260	260	ALL	BOISS. ALCOOL. DIST.
	NETH			27	27	P. BAS	

TABLE 1. CARGOES LOADED AT CANADIAN PORTS FOR FOREIGN COUNTRIES.

TABLEAU 1. MARCHANDISES CHARGÉES DANS LES PORTS CANADIENS A DESTINATION DE PAYS ÉTRANGERS.

COUNTRY OF DESTINATION AND KIND OF CARGO	REGISTRY OF VESSEL	ATLANTIC ATLANTIQUE	GREAT LAKES GRANDS LACS	PACIFIC PACIFIQUE	TOTAL TOTAL	IMMATIC. DU NAVIRE	PAYS DE DESTINATION ET MARCHANDISE
UNITED KINGDOM CONT. COMMODITY TOTAL				287	287		ROYAUME-UNI SUITE
TOBACCO NES	OTHER		1,701		1,701	AUTRE	TOTAL DE MARCHANDISE TABACS NDA
RAW HIDES AND SKINS	GER	70			70	ALL	PEAUX ET CUIRS BRUT
CRUDE ANIMAL PROD.NES	GER		23		23	ALL	PR.BRUTS ORIG.ANIM.NDA
SEEDS FOR SOWING NES	GER	1		22	23	ALL	GRAINES DE SEMENCE NDA
FLAXSEED	DENMK		9,835		9,835	DANMK	GRAINE DE LIN
RAPESEED	DENMK		843		843	DANMK	GRAINE DE COLZA
SOYA BEANS	U K	2,205			2,205	R U	GRAINE DE SOYA
	GREEK	11,265			11,265	GREGQ	
	NORW	8,800			8,800	NORV	
	PANAM	5,573	3,000		8,573	PANAM	
	OTHER	7,269			7,269	AUTRE	
COMMODITY TOTAL CRUDE VEG.PROD.NES		35,112	3,000		38,112		TOTAL DE MARCHANDISE PR.BRUTS ORIG.VEG.NDA
	GER		20		20	ALL	
	LIBER	12			12	LIBER	
COMMODITY TOTAL PULPWOOD		12	20		32		TOTAL DE MARCHANDISE BOIS A PATE
IRON ORE AND CONC	U K	927			927	R U	MINERAI+CONC.DE FER
	U K	1,572,926			1,572,926	R U	
	DENMK	45,364			45,364	DANMK	
	GER	32,075			32,075	ALL	
	GREEK	519,963			519,963	GREGQ	
	ITALY	48,720			48,720	ITAL	
	NORW	926,366			926,366	NORV	
	SWEDN	75,093			75,093	SUEDE	
	LIBER	1,282,083			1,282,083	LIBER	
	JAPAN	54,678			54,678	JAPON	
	OTHER	531,115			531,115	AUTRE	
COMMODITY TOTAL LEAD ORE AND CONC.		5,088,383			5,088,383		TOTAL DE MARCHANDISE MINERAI+CONC.OE PLOMB
	U K			2,370	2,370	R U	
	GER			8,895	8,895	ALL	
	NETH			1,798	1,798	P.BAS	
	NORW			6,000	6,000	NORV	
COMMODITY TOTAL TITANIUM ORE				19,063	19,063		TOTAL DE MARCHANDISE MINERAI DE TITANE
	GREEK	26,880			26,880	GREGQ	
	NORW	21,280			21,280	NORV	
	LIBER	35,678			35,678	LIBER	
	OTHER	15,700			15,700	AUTRE	
COMMODITY TOTAL ZINC ORE AND CONC.		99,538			99,538		TOTAL DE MARCHANDISE MINERAI,CONC.DE ZINC
	U K			2,317	2,317	R U	
	GER			4,170	4,170	ALL	
	NETH			1,523	1,523	P.BAS	
COMMODITY TOTAL ORES AND CONC.NES				8,010	8,010		TOTAL DE MARCHANDISE MINERAIS ET CONC.NDA
	U K			1,907	1,907	R U	
	NORW			509	509	NORV	
	OTHER		3,298		3,638	AUTRE	
COMMODITY TOTAL NON-FERROUS MET.SCRAP			3,298		6,054		TOTAL DE MARCHANDISE DECHETS METAL.NON FER.
	U K			723	723	R U	
	GER			343	343	ALL	
	OTHER			966	966	AUTRE	
COMMODITY TOTAL SLAG,DROSS,BY-PRODUCTS				2,032	2,032		TOTAL DE MARCHANDISE POUS.GUEUL.SCOR.PROD.
	GER	20,770			20,770	ALL	
	LIBER	1,008			1,008	LIBER	
COMMODITY TOTAL ASBESTOS		21,778			21,778		TOTAL DE MARCHANDISE AMIANTE
	U K	958			958	R U	
	GER	184		3,983	4,167	ALL	
	GREEK			8,571	8,571	GREGQ	
	NETH			6,708	6,708	P.BAS	
	NORW			320	320	NORV	
	SWEDN			11,897	11,897	SUEDE	
	LIBER			2,328	2,328	LIBER	
COMMODITY TOTAL CRUDE NON-MET.MIN.NES		1,142		33,807	34,949		TOTAL DE MARCHANDISE MIN.NON-MET.BRUTS NDA
	GREEK		700		700	GREGQ	
	LIBER		3,442		3,442	LIBER	
	PANAM		3,361		3,361	PANAM	
COMMODITY TOTAL WASTE AND SCRAP NES			7,503		7,503		TOTAL DE MARCHANDISE DECHETS ET REBUTS NDA
LEATHER	SWEDN	2,204			2,204	SUEDE	
RUBBER FAB.MATERIALS	U K	7			7	R U	CUIR
LUMBER AND TIMBER	GER	1			1	ALL	DEMI-PROD.CAOUTCHOUC
	U K	14,169		160,027	174,196	R U	BOIS D'OEUVRE ET CHARP.
	DENMK			9,154	9,154	DANMK	
	GER	7,437	11,270	1,223	19,930	ALL	
	GREEK	6,368		99,459	105,827	GREGQ	
	NETH			27,059	27,059	P.BAS	
	NORW	10,243		126,829	137,072	NORV	
	SWEDN	317		89,596	89,913	SUEDE	
	LIBER	1,189	336	4,086	5,611	LIBER	
	OTHER	8,052	4,930	78,972	91,954	AUTRE	
COMMODITY TOTAL SHINGLES AND SHAKES		47,775	16,536	596,405	660,716		TOTAL DE MARCHANDISE BARDEAUX,BARO.FACADE
	GREEK			88	88	GREGQ	
	NORW			1,695	1,695	NORV	
	SWEDN			4,741	4,741	SUEDE	
	LIBER			303	303	LIBER	
	OTHER			108	108	AUTRE	
COMMODITY TOTAL VENEER,PLYWOOD				6,935	6,935		TOTAL DE MARCHANDISE PLACAGES,CONTRE-PLAQ.
	U K	1,825		6,041	7,866	R U	
	DENMK			9,139	9,139	DANMK	

TABLE 1. CARGUES LOADED AT CANADIAN PORTS FOR FOREIGN COUNTRIES.

TABLEAU 1. MARCHANDISES CHARGÉES DANS LES PORTS CANADIENS A DESTINATION DE PAYS ÉTRANGERS.

COUNTRY OF DESTINATION AND KIND OF CARGO	REGISTRY OF VESSEL	ATLANTIC ATLANTIQUE	GREAT LAKES GRANDS LACS	PACIFIC PACIFIQUE	TOTAL TOTAL	IMMATIC. DU NAVIRE	PAYS DE DESTINATION ET MARCHANDISE
UNITED KINGDOM CONT.							ROYAUME-UNI SUITE
	GER	9,148	41	1,322	10,511	ALL	
	GREEK			34,839	34,839	GRECC	
	NETH			974	974	P.BAS	
	NORW			24,988	24,988	NORV	
	SWEDN			58,997	58,997	SUEDE	
	LIBER			2,041	2,041	LIBER	
	OTHER			15,091	15,091	AUTRE	
COMMODITY TOTAL		10,973	41	147,432	158,446		TOTAL DE MARCHANDISE
WOOD FAB.MATERIALS	U K	170			170	R U	DEMI-PRODUITS EN BOIS
	GER		4,215		4,215	ALL	
COMMODITY TOTAL		170	4,215		4,385		TOTAL DE MARCHANDISE
PULP	U K	63,199		61,124	124,323	R U	PATE
	DENMK	2,222			2,222	DANMK	
	GER	6,971		12,412	19,383	ALL	
	GREEK	3,349		13,192	16,541	GRECC	
	NETH			3,997	3,997	P.BAS	
	NORW		8,289	50,578	58,867	NORV	
	SWEDN			8,563	8,563	SUEDE	
	LIBER	2,316		8,574	10,890	LIBER	
	OTHER	8,438	9,375	35,522	53,335	AUTRE	
COMMODITY TOTAL		86,495	17,664	193,962	298,121		TOTAL DE MARCHANDISE
NEWSPRINT PAPER	U K	142,207		3,800	146,007	R U	PAPIER JOURNAL
	DENMK	1,382			1,382	DANMK	
	GER	133,658			133,658	ALL	
	GREEK	13,803			13,803	GRECC	
	NORW	31,700		13,430	45,130	NORV	
	SWEDN	63,794		2,328	66,122	SUEDE	
	LIBER	22,139			22,139	LIBER	
	OTHER	93,452		15,803	109,255	AUTRE	
COMMODITY TOTAL		502,135		35,361	537,496		TOTAL DE MARCHANDISE
PAPER NES	GER	1,101			1,101	ALL	PAPIER NDA
	SWEDN			4,069	4,069	SUEDE	
COMMODITY TOTAL		1,101		4,069	5,170		TOTAL DE MARCHANDISE
PAPERBOARD	U K	2,431		12,079	14,510	R U	CARTON
	DENMK	1,700			1,700	DANMK	
	GER	53,708			53,716	ALL	
	GREEK	7,795			7,795	GRECC	
	NORW	2,758		5,107	7,865	NORV	
	SWEDN			18,871	18,871	SUEDE	
	OTHER	31,363		5,156	36,519	AUTRE	
COMMODITY TOTAL		99,755		41,221	140,976		TOTAL DE MARCHANDISE
BLDG.PAPER AND BOARD	GER	247			247	ALL	PLAQ.CONSTR., PAP/CART.
	GREEK			74	74	GRECC	
	SWEDN			338	338	SUEDE	
COMMODITY TOTAL		247		412	659		TOTAL DE MARCHANDISE
ANIMAL OILS, EXC. MARINE	NDRW	14,156	1,482		15,638	NORV	HUIL.ANIM.SAUF AN.MAR.
FISH.MARINE ANIMAL OIL	U K	448			448	R U	HUIL.DE POISSON, AN. MAR
	NDRW	2,103			2,103	NORV	
COMMODITY TOTAL		2,551			2,551		TOTAL DE MARCHANDISE
SOYABEAN OIL	NORW		3,576		3,576	NORV	HUIL. DE SOYA
VEG.OILS, FATS NES	NORW	5,652	2,156		7,808	NORV	HUIL.MAT.GRAS.VEG.NDA
	LIBER	560			560	LIBER	
COMMODITY TOTAL		6,212	2,156		8,368		TOTAL DE MARCHANDISE
OILS, FATS, WAXES NES	NDRW	6,417	1,510		7,927	NDRV	HUIL.MAT.GRAS.CIRE NDA
METALLIC SALTS	NDRW	840			840	NORV	SELS METALLIQUES
INORGANIC CHEMS. NES	U K	33,068			33,068	R U	PROD.CHIM.INORG.NOA
	GER		142		142	ALL	
	NORW	2,200			2,200	NORV	
COMMODITY TOTAL		35,268	142		35,410		TOTAL DE MARCHANDISE
GLYCOL	NDRW		674		674	NORV	GLYCOL
ORGANIC CHEMICALS NES	GER	39	401		440	ALL	PROD.CHIM.ORGAN.NDA
	NETH			19	19	P.BAS	
	NORW	7,906	10,324		18,230	NORV	
	OTHER	1,496			1,496	AUTRE	
COMMODITY TOTAL		9,441	10,725	19	20,185		TOTAL DE MARCHANDISE
EXPLOS., FUSES, CAPS	DENMK	371			371	DANMK	EXPLOS., AMORCES, DET.
FERTILIZERS NES	GER	1,736			1,736	ALL	ENGRAIS CHIMIQUE NDA
SYNTHETIC RUBBER	GER	203			203	ALL	CAOUTCHOUC SYNTHETIQUE
	NORW		11,457		11,457	NORV	
COMMODITY TOTAL		203	11,457		11,660		TOTAL DE MARCHANDISE
PLASTIC MATERIALS	NDRW		2,858		2,858	NORV	MATIERES PLASTIQUES
CHEM.SPECIALTIES NES	NDRW		4,358		4,358	NORV	PRDD.CHIM.SPECIALS NDA
FUEL OIL	NDRW	22,800			22,800	NORV	MAZOUT
PETROL.COAL PROD.NES	NDRW		1,323		1,323	NORV	DERIVE PETR.CHARB.NDA
PIG IRON	GER			896	896	ALL	FER EN GUEUSE
	GREEK			2,445	2,445	GRECC	
	SWEDN			3,117	3,117	SUEDE	
COMMODITY TOTAL				6,458	6,458		TOTAL DE MARCHANDISE
PRIMARY IRON, STEEL NES	GER		5		5	ALL	FER, ACIER PRIMAIR.NDA
BAR AND RODS, STEEL	GER	13		7	20	ALL	BARRES ET TIGES ACIER
PLATE & SHEET STEEL	U K	2,574			2,574	R U	TOLES, FEUILLES DACIER
	SWEDN		742		742	SUEDE	
	LIBER		3,220		3,220	LIBER	
COMMODITY TOTAL		2,574	3,962		6,536		TOTAL DE MARCHANDISE
STRUCTURAL SHAPES	U K	40			40	R U	PROFILES DE CONSTRUCT.
PIPS, TUBES: IRON, STEEL	GER			17	17	ALL	TUYAUX, TUBES: FER, ACIER

TABLE 1. CARGOES LOADED AT CANADIAN PORTS FOR FOREIGN COUNTRIES.

TABLEAU 1. MARCHANDISES CHARGÉES DANS LES PORTS CANADIENS A DESTINATION DE PAYS ÉTRANGERS.

COUNTRY OF DESTINATION AND KIND OF CARGO	REGISTRY OF VESSEL	ATLANTIC ATLANTIQUE	GREAT LAKES GRANDS LACS	PACIFIC PACIFIQUE	TOTAL TOTAL	IMMATIC. DU NAVIRE	PAYS DE DESTINATION ET MARCHANDISE
UNITED KINGDOM CONT.							ROYAUME-UNI SUITE
COMMODITY TOTAL	LIBER		38		38	LIBER	
ALUMINUM	U K		38	17	55	R U	TOTAL DE MARCHANDISE ALUMINIUM
	GER	8,850			8,850	ALL	
	OTHER	37,050			37,050	AUTRE	
COMMODITY TOTAL		7,917			7,917		
COPPER AND ALLOYS	GER	53,817			53,817	ALL	TOTAL DE MARCHANDISE CUIVRE ET ALLIAGES
LEAD AND ALLOYS	GER	1,388			1,388	ALL	PLOMB ET ALLIAGES
NICKEL AND ALLOYS	U K			9,130	9,130	R U	NICKEL ET ALLIAGES
ZINC AND ALLOYS	GER	1,085			1,085	ALL	ZINC ET ALLIAGES
	GREEK			6,300	6,300	GRECO	
	SWEDN			1,587	1,587	SUEDE	
COMMODITY TOTAL				76	76		
NON-FERROUS METALS NES	U K			7,963	7,963	R U	TOTAL DE MARCHANDISE METAUX NON-FERREUX NDA
	GER	57			57	ALL	
COMMODITY TOTAL		27	2,270	71	2,368		
METAL FAB.BASIC PROD.	U K	84	2,270	71	2,425	R U	TOTAL DE MARCHANDISE OUVR.DE BASE EN METAL
	GER	46			46	ALL	
	GREEK	51		19	70	GRECO	
	NORM			1,455	1,455	NORV	
COMMODITY TOTAL				5,137	5,137		
NON-MET.MIN.BASIC PROD	U K	97		6,611	6,708	R U	TOTAL DE MARCHANDISE PROD.MIN.NON-MET.BASE
	GER	66			66	ALL	
	PANAM		3,260	19	3,260	PANAM	
COMMODITY TOTAL		46	3,260	19	3,345		
MACHINERY NES	U K	226			226	R U	TOTAL DE MARCHANDISE MACHINES NDA
	DENMK			93	93	DANMK	
	GER	32	327	18	377	ALL	
	GREEK	34			34	GRECO	
	NETH			1	1	P.BAS	
	SWEDN			48	48	SUEDE	
	CAN	90			90	CAN	
	OTHER	7	1		8	AUTRE	
COMMODITY TOTAL		389	328	160	877		
PASS.AUTOS AND CHASSIS	U K	35			35	R U	TOTAL DE MARCHANDISE VOITURES PART.,CHASSIS
	GER	4			4	ALL	
COMMODITY TOTAL		39			39		
TRUCKS AND CHASSIS	U K	32			32	R U	TOTAL DE MARCHANDISE CAMIONS ET CHASSIS
	GER	1			1	ALL	
COMMODITY TOTAL		33			33		
MOTOR VEHICLE ENGINES	GER	17			17	ALL	TOTAL DE MARCHANDISE MOTEURS DE VEH.AUTOM.
	LIBER	3			3	LIBER	
COMMODITY TOTAL		20			20		
ROAD MOTOR VEH. NES	U K	229			229	R U	TOTAL DE MARCHANDISE VEH.AUTOM.ROUTIERS NDA
	GER	82			82	ALL	
COMMODITY TOTAL		311			311		
SHIPS,AIRCRAFT,MIS.VEH	U K	6		200	206	R U	TOTAL DE MARCHANDISE NAVIRES,AVIONS,VEH.DIV
	LIBER		1		1	LIBER	
	OTHER		5		5	AUTRE	
COMMODITY TOTAL		6	6	200	212		
EQUIPMENT MISC.	U K	119			119	R U	TOTAL DE MARCHANDISE MATERIEL DIVERS
	GER	1	16	2	19	ALL	
COMMODITY TOTAL		120	16	2	138		
PERSONAL,HOUSEHOLD GOODS	U K	13			13	R U	TOTAL DE MARCHANDISE ART.PERS.ET MENAGERS
	GER	7	4	25	36	ALL	
	NETH			2	2	P.BAS	
	LIBER	1			1	LIBER	
COMMODITY TOTAL		21	4	27	52		
FIREARMS,AMMUNITION	U K			58	58	R U	TOTAL DE MARCHANDISE ARMES A FEU,MUNITIONS
CONTAINERS,CLOSURES	U K	9			9	R U	CONTENEURS,FERMETURES
	GER	1			1	ALL	
	LIBER	1			1	LIBER	
COMMODITY TOTAL		11			11		
MISC. END PRODUCTS NES	U K	230			230	R U	TOTAL DE MARCHANDISE PRODUITS FINIS DIV.NDA
GENERAL CARGO	U K	7			7	R U	MARCHANDISES DIVERSES
	GER	1		1	2	ALL	
COMMODITY TOTAL		8			8		
CONTAINERIZED FREIGHT	U K	922,924			922,924	R U	TOTAL DE MARCHANDISE FRET CONTENEURESE
	DENMK			8,757	8,757	DANMK	
	GER	40,075	169	12,387	40,244	ALL	
	NETH	172			172	P.BAS	
	NORW		98		98	NORV	
	SWEDN	343		26,448	26,791	SUEDE	
	OTHER	42,197			42,197	AUTRE	
COMMODITY TOTAL		1,005,711	267	47,592	1,053,570		
COUNTRY/REGION TOTAL		8,860,048*	346,994*	1,216,748*	10,423,790*		TOTAL DE PAYS/REGION
MALTA AND GOZO							MALTE ET GOZZO
FISH,CANNED	OTHER			4	4	AUTRE	POISSON EN BOITES
BARLEY	LIBER	3,504			3,504	LIBER	ORGE
WHEAT	NORW	129			129	NORV	BLE
	LIBER	12,219			12,219	LIBER	
	OTHER	3,248			3,248	AUTRE	
COMMODITY TOTAL		15,596			15,596		TOTAL DE MARCHANDISE
COUNTRY/REGION TOTAL		19,100*	*	4*	19,104*		TOTAL DE PAYS/REGION

TABLE 1. CARGOES LOADED AT CANADIAN PORTS FOR FOREIGN COUNTRIES.

TABLEAU 1. MARCHANDISES CHARGÉES DANS LES PORTS CANADIENS A DESTINATION DE PAYS ÉTRANGERS.

COUNTRY OF DESTINATION AND KIND OF CARGO	REGISTRY OF VESSEL	ATLANTIC ATLANTIQUE	GREAT LAKES GRANDS LACS	PACIFIC PACIFIQUE	TOTAL TOTAL	IMMATIC. DU NAVIRE	PAYS DE DESTINATION ET MARCHANDISE
BELGIUM-LUXEMB							BELGIQUE-LUX.
MEAT, FRESH OR FROZEN	GER	44			44	ALL	VIANDE, FRAICHE / CONG.
MEAT AND MEAT PREP. NES	GER		110		110	ALL	VIANDES ET PREP. NDA
FISH, FRESH OR FROZEN	DENMK	25			25	DANMK	POISSON, FRAIS OU CONG.
	GER			91	91	ALL	
	NETH	3		15	18	P. BAS	
	NORW	50			50	NORV	
	SWEDN			143	143	SUEDE	
	PANAM	3			3	PANAM	
	OTHER			58	58	AUTRE	
COMMODITY TOTAL		81		307	388		TOTAL DE MARCHANDISE
FISH, CANNED	GER			344	344	ALL	POISSON EN BOITES
	PANAM			7	7	PANAM	
	OTHER			140	140	AUTRE	
COMMODITY TOTAL				491	491		TOTAL DE MARCHANDISE
CORN	U K	16,008			16,008	R U	MAIS
	GREEK	10,875			10,875	GRECC	
COMMODITY TOTAL		26,883			26,883		TOTAL DE MARCHANDISE
WHEAT	U K	6,384			6,384	R U	BLE
	DENMK	24,243			24,243	DANMK	
	GER	28,767			28,767	ALL	
	GREEK	17,849			17,849	GRECC	
	ITALY	47,538			47,538	ITAL	
	NORW	25,656			25,656	NORV	
	OTHER	23,061			23,061	AUTRE	
COMMODITY TOTAL		173,498			173,498		TOTAL DE MARCHANDISE
CEREALS UNMILLED, NES	GER		21		21	ALL	CEREALES NON MOUL., NDA
MACARONI, CEREAL PROD.	GER	1			1	ALL	PATES ALIM. PROD. CEREAL
VEGETABLES, DRIED	NETH			22	22	P. BAS	LEGUMES, SECS
VEGETABLE PREP. NES	GER	11			11	ALL	PREP. DE LEGUMES NDA
COCOA AND CHOCOLATE	GER			15	15	ALL	CACAO ET CHOCOLAT
MISC. FOOD PREP. NES	GER	10			10	ALL	DIV. PREP. ALIM. NDA
GROUND CEREALS NES	GER		4		4	ALL	CEREALES MOULUES NDA
SOYA, OIL MEAL, CAKE	NORW		7,582		7,582	NORV	FARINE TOURT. GR. SOYA
NON-ALCOHOLIC BEVERAGE	GER		2		2	ALL	BOISSONS NON-ALCOOLIQ.
DIST. ALCOHOLIC BEV.	GER	1		9	10	ALL	BOISS. ALCOOL. DIST.
RAW HIDES AND SKINS	OTHER	24			24	AUTRE	PEAUX ET CUIRS BRUT
CRUDE ANIMAL PROD. NES	GER		4		4	ALL	PR. BRUTS ORIG. ANIM. NDA
SOYA BEANS	U K	10,035			10,035	R U	GRAINE DE SOYA
NURSERY, GREENHSE STOCK	GER			4	4	ALL	PROD. PEPINIERE, SERRE
BOLTS, ROUND TIMBER	OTHER			2	2	AUTRE	BILLOTS, BOIS ROUNDS
PULPWOOD	U K	1,688			1,688	R U	BOIS A PATE
CRUDE WOOD MTLs. NES	GER		42		42	ALL	MATIERES BOIS BRUT NDA
COPPER ORE AND CONC.	U K	4,070			4,070	R U	MINERAI, CONC. CUIVRE
	NORW	7,412			7,412	NORV	
	OTHER			1,120	1,120	AUTRE	
COMMODITY TOTAL		11,482		1,120	12,602		TOTAL DE MARCHANDISE
IRON ORE AND CONC	OTHER	251,650			251,650	AUTRE	MINERAI, CONC. DE FER
LEAD ORE AND CONC.	LIBER	5,833			5,833	LIBER	MINERAI, CONC. DE PLOMB
	OTHER			4,480	4,480	AUTRE	
COMMODITY TOTAL		5,833		4,480	10,313		TOTAL DE MARCHANDISE
ZINC ORE AND CONC.	U K	7,000			7,000	R U	MINERAI, CONC. DE ZINC
	DENMK	108,997			108,997	DANMK	
	GER	268,052			268,052	ALL	
	GREEK	5,824		11,100	16,924	GRECC	
	NORW	206,034			206,034	NORV	
	LIBER	36,627			36,627	LIBER	
	OTHER	104,482			104,482	AUTRE	
COMMODITY TOTAL		737,016		11,100	748,116		TOTAL DE MARCHANDISE
ORES AND CONC. NES	U K				943	R U	MINERAIS ET CONC. NDA
	GER	196			196	ALL	
	OTHER	206		400	606	AUTRE	
COMMODITY TOTAL		402		1,343	1,745		TOTAL DE MARCHANDISE
NON-FERROUS MET. SCRAP	GER		2		2	ALL	DECHETS METAL. NON FER.
	OTHER			36	36	AUTRE	
COMMODITY TOTAL			2	36	38		TOTAL DE MARCHANDISE
SLAG, DROSS, BY-PRODUCTS	U K	54,888			54,888	R U	POUS. GUEUL. SCOR. PROD.
	GER		2		2	ALL	
	GREEK	20,832			20,832	GRECC	
	NORW	23,128			23,128	NORV	
	PANAM	22,400			22,400	PANAM	
COMMODITY TOTAL		121,248			121,250		TOTAL DE MARCHANDISE
ASBESTOS	U K	15,080			15,080	R U	AMIANTE
	GER	1,770		3,473	5,243	ALL	
	GREEK	15,125		1,146	16,271	GRECC	
	PANAM			1,190	1,190	PANAM	
	OTHER	120		5,296	5,416	AUTRE	
COMMODITY TOTAL		32,095		11,105	43,200		TOTAL DE MARCHANDISE
BARYTES, NATURAL	NORW	4			4	NORV	BARYTINE NATURELLE
	OTHER	2			2	AUTRE	
COMMODITY TOTAL		6			6		TOTAL DE MARCHANDISE
SULPHUR IN ORES	GREEK			108,840	108,840	GRECC	SOUFRE EN MINERAI
	LIBER			50,624	50,624	LIBER	
COMMODITY TOTAL				159,464	159,464		TOTAL DE MARCHANDISE
WASTE AND SCRAP NES	GER		5		5	ALL	DECHETS ET REBUTS NDA
LUMBER AND TIMBER	U K			16,074	16,074	R U	BOIS D'OEUVRE ET CHARP.
	DENMK			370	370	DANMK	

TABLE 1. CARGOES LOADED AT CANADIAN PORTS FOR FOREIGN COUNTRIES.

TABLEAU 1. MARCHANDISES CHARGÉES DANS LES PORTS CANADIENS A DESTINATION DE PAYS ÉTRANGERS.

COUNTRY OF DESTINATION AND KIND OF CARGO	REGISTRY OF VESSEL	ATLANTIC ATLANTIQUE	GREAT LAKES GRANDS LACS	PACIFIC PACIFIQUE	TOTAL TOTAL	IMMATIC. DU NAVIRE	PAYS DE DESTINATION ET MARCHANDISE
BELGIUM-LUXEMB CONT.							BELGIQUE-LUX. SUITE
	GER	1,625		586	2,211	ALL	
	NORW			33,944	33,944	NORV	
	SWEDN			371	371	SUEDE	
	OTHER	777	1,008	14,929	16,714	AUTRE	
COMMODITY TOTAL SHINGLES AND SHAKES		2,402	1,008	66,274	69,684		TOTAL DE MARCHANDISE BARDEAUX, BARD. FACADE
	U K			10	10	R U	
	NORW			18	18	NORV	
COMMODITY TOTAL VENEER, PLYWOOD				28	28		TOTAL DE MARCHANDISE PLACAGES, CONTRE-PLAQ.
	U K			455	455	R U	
	DENMK			1,252	1,252	DANMK	
	GER			472	472	ALL	
	NETH			258	258	P.BAS	
	NORW			587	587	NORV	
	PANAM			9	9	PANAM	
	OTHER			481	481	AUTRE	
COMMODITY TOTAL WOOD FAB. MATERIALS			3,728	3,514	3,514		TOTAL DE MARCHANDISE DEMI-PRODUITS EN BOIS
	GER				3,728	ALL	
	OTHER	50			50	AUTRE	
COMMODITY TOTAL PULP		50	3,728		3,778		TOTAL DE MARCHANDISE PATE
	U K	16,387		45,484	61,871	R U	
	GER	4,655		3,728	8,383	ALL	
	GREEK			9,567	9,567	GRECO	
	NETH			2,221	2,221	P.BAS	
	NORW			54,774	54,774	NORV	
	LIBER			5,658	5,658	LIBER	
	PANAM			1,095	1,095	PANAM	
	OTHER	381		22,320	22,701	AUTRE	
COMMODITY TOTAL NEWSPRINT PAPER PAPER NES		21,423		144,847	166,270		TOTAL DE MARCHANDISE PAPIER JOURNAL PAPIER NDA
	OTHER	2,652			2,652	AUTRE	
	U K			5,226	5,226	R U	
	GER			91	91	ALL	
	GREEK			1,045	1,045	GRECO	
	SWEDN			22,990	22,990	SUEDE	
COMMODITY TOTAL PAPERBOARD		640		29,352	29,352		TOTAL DE MARCHANDISE CARTON
	U K			35,529	36,169	R U	
	GER		7	529	536	ALL	
	GREEK			2,190	2,190	GRECO	
	SWEDN			22,467	22,467	SUEDE	
COMMODITY TOTAL TEXTILE FAB. MTL NES		640	7	60,715	61,362		TOTAL DE MARCHANDISE CUVR. EN MAT. TEXT. NDA
	GER	12		1	13	ALL	
FISH, MARINE ANIMAL OIL	GER		6		6	ALL	HUIL. DE POISSON, AN. MAR
INORGANIC CHEMS. NES	GER		46	15	61	ALL	PROD. CHIM. INORG. NDA
ORGANIC CHEMICALS NES	GER		431		431	ALL	PROD. CHIM. ORG. NDA
SYNTHETIC RUBBER	GER		825		825	ALL	CAOUTCHOUC SYNTHETIQUE
CHEM. SPECIALTIES NES	GER	3			3	ALL	PROD. CHIM. SPECIAUX NDA
	OTHER	89			89	AUTRE	
COMMODITY TOTAL FERRO-ALLOYS		92			92		TOTAL DE MARCHANDISE FERRO-ALLIAGES
	GER		8		8	ALL	
	OTHER			11	11	AUTRE	
COMMODITY TOTAL BARS AND RODS, STEEL			8	11	19		TOTAL DE MARCHANDISE BARRES ET TIGES ACIER
	GER		1,500		1,500	ALL	
PLATE & SHEET STEEL	GER	1,273	1,650		2,923	ALL	TOLES, FEUILLES D'ACIER
STRUCTURAL SHAPES	GER		1		1	ALL	PROFILES DE CONSTRUCT.
ALUMINUM	DENMK	3,256			3,256	DANMK	ALUMINIUM
	GER	295			295	ALL	
	OTHER	4,727			4,727	AUTRE	
COMMODITY TOTAL COPPER AND ALLDYS		8,278			8,278		TOTAL DE MARCHANDISE CUIVRE ET ALLIAGES
	OTHER	220			220	AUTRE	
LEAD AND ALLOYS	PANAM			679	679	PANAM	PLOMB ET ALLIAGES
ZINC AND ALLOYS	GER		4		4	ALL	ZINC ET ALLIAGES
	OTHER		100		100	AUTRE	
COMMODITY TOTAL NON-FERROUS METALS NES			104		104		TOTAL DE MARCHANDISE METAUX NON-FERREUX NDA
	DENMK	20			20	DANMK	
	GER		11		11	ALL	
	NORW	13			13	NORV	
	OTHER	5			5	AUTRE	
COMMODITY TOTAL METAL FAB. BASIC PRDD.		38	11		49		TOTAL DE MARCHANDISE OUVR. DE BASE EN METAL
	GER	1			1	ALL	
	SWEDN	30			30	SUEDE	
COMMODITY TOTAL BRICKS, TILES NES		31			31		TOTAL DE MARCHANDISE BRIQUES, TUILES NDA
	GER	76			76	ALL	
	OTHER	24			24	AUTRE	
COMMODITY TOTAL GLASS BASIC PRODUCTS		100			100		TOTAL DE MARCHANDISE DUVR. DE BASE EN VERRE
	GER		1	53	53	ALL	PROD. MIN. NON-MET. BASE
	GER				1	ALL	
	NETH			2	2	P.BAS	
COMMODITY TOTAL MACHINERY NES			1	2	3		TOTAL DE MARCHANDISE MACHINES NDA
	GER	4	54		58	ALL	
	OTHER	60		1	61	AUTRE	
COMMODITY TOTAL PASS. AUTOS AND CHASSIS		64	54	1	119		TOTAL DE MARCHANDISE VOITURES PART., CHASSIS
	GER	3			3	ALL	
	NETH	3			3	P.BAS	
	NORW	2			2	NORV	
	SWEDN	8			8	SUEDE	
COMMODITY TOTAL MOTOR VEHICLE ENGINES		16			16		TOTAL DE MARCHANDISE MOTEURS DE VEH. AUTOM.
	GER	7			7	ALL	

TABLE 1. CARGOES LOADED AT CANADIAN PORTS FOR FOREIGN COUNTRIES.

TABLEAU 1. MARCHANDISES CHARGÉES DANS LES PORTS CANADIENS A DESTINATION DE PAYS ÉTRANGERS.

COUNTRY OF DESTINATION AND KIND OF CARGO	REGISTRY OF VESSEL	ATLANTIC ATLANTIQUE	GREAT LAKES GRANDS LACS	PACIFIC PACIFIQUE	TOTAL TOTAL	IMMATIC. DU NAVIRE	PAYS DE DESTINATION ET MARCHANDISE
BELGIUM-LUXEMB CONT.							
EQUIPMENT MISC.	GER	2	48		50	ALL	BELGIQUE-LUX. SUITE
PERSONAL,HOUSEHOLD GOODS	GER	9	18		27	ALL	MATERIEL DIVERS
MISC. END PRODUCTS NES	GER			1	1	ALL	ART.PERS.ET MENAGERS
GENERAL CARGO	GER	8	2		10	ALL	PRODUITS FINIS DIV.NDA
CONTAINERIZED FREIGHT	U K	112,883			114,548	R U	MARCHANDISES DIVERSES
	DENMK	43,185		1,665	46,856	DANMK	FRET CONTENEURESE
	GER	73,224	252	3,671	73,476	ALL	
	NETH	1,459			1,459	P.BAS	
	NORW	31,607			31,607	NORV	
	SWEDN	8,784		5,781	14,565	SUEDE	
	OTHER	104,153			104,153	AUTRE	
COMMODITY TOTAL		375,295	252	11,117	386,664		TOTAL DE MARCHANDISE
COUNTRY/REGION TOTAL		1,784,620*	17,474*	506,108*	2,308,202*		TOTAL DE PAYS/REGION
DENMARK							
MEAT,FRESH OR FROZEN	NORW		6		6	NDRV	DANEMARK
FISH,FRESH OR FROZEN	DENMK	110			110	DANMK	VIANDE,FRAICHE / CONG.
	NETH	1,191			1,191	P.BAS	POISSON,FRAIS DU CONG.
	SWEDN			385	385	SUEDE	
	PANAM	163			163	PANAM	
COMMODITY TOTAL		1,464		385	1,849		TOTAL DE MARCHANDISE
FISH,SALTED OR CURED	DENMK	441			441	DANMK	POISSON,SALE OU FUME
	NETH	38			38	P.BAS	
COMMODITY TOTAL		479			479		TOTAL DE MARCHANDISE
SMELL FISH,NES	NETH	11			11	P.BAS	MOLLUSQUES CRUST.,NDA
	SWEDN			16	16	SUEDE	
COMMODITY TOTAL		11		16	27		TOTAL DE MARCHANDISE
MISC.FOOD PREP.NES	GER		8		8	ALL	DIV.PREP.ALIM.NDA
CONC.COMPLETE FEEDS	NORW		5		5	NORV	CONC.,PROV.CDMPLETES
FLAXSEED	GER		2,274		2,274	ALL	GRAINE DE LIN
RAPESEED	GER		5,002		5,002	ALL	GRAINE DE COLZA
SOYA BEANS	OTHER	5,155			5,155	AUTRE	GRAINE DE SOYA
CRUDE VEG.PROD.NES	OTHER	11			11	AUTRE	PR.BRUTS ORIG.VEG.NDA
WASTE AND SCRAP NES	NETH	1,040			1,040	P.BAS	DECHETS ET REBUTS NDA
LUMBER AND TIMBER	GER			36	36	ALL	BOIS OEUVRE ET CHARP.
VENEER,PLYWOOD	OTHER			2,956	2,956	AUTRE	PLACAGES,CONTRE-PLAG.
PLASTIC MATERIALS	GER		3		3	ALL	MATIERES PLASTIQUES
	NORW		2		2	NORV	
COMMODITY TOTAL			5		5		TOTAL DE MARCHANDISE
CHEM.SPECIALTIES NES	GER		5		5	ALL	PROD.CHM.SPECIAUX NDA
MISC.FABRICATED PROD.	NORW		2		2	NORV	OUVRAGES DIVERS
MACHINERY NES	NORW		40		40	NORV	MACHINES NDA
	SWEDN			22	22	SUEDE	
COMMODITY TOTAL			40	22	62		TOTAL DE MARCHANDISE
RAILWAY ROLLING STOCK	OTHER	47			47	AUTRE	MAT.ROUL.DE CH.DE FER
MOTOR VEHICLE ENGINES	NORW		2		2	NORV	MOTEURS DE VEH.AUTOM.
PERSONAL,HOUSEHOLD GOODS	NORW		3		3	NORV	ART.PERS.ET MENAGERS
FIREARMS,AMMUNITION	NORW	232			232	NORV	ARMES A FEU,MUNITIONS
MISC. END PRODUCTS NES	GER		2		2	ALL	PRODUITS FINIS DIV.NDA
CONTAINERIZED FREIGHT	U K			494	494	R U	FRET CONTENEURESE
	DENMK			1,503	1,503	DANMK	
	SWEDN			910	910	SUEDE	
COMMODITY TOTAL				2,907	2,907		TOTAL DE MARCHANDISE
COUNTRY/REGION TOTAL		8,439*	7,354*	6,322*	22,115*		TOTAL DE PAYS/REGION
FINLAND							
FISH,FRESH OR FROZEN	NETH	1,185			1,185	P.BAS	FINLANDE
	NORW	345			345	NORV	POISSON,FRAIS DU CONG.
COMMODITY TOTAL		1,530			1,530		TOTAL DE MARCHANDISE
FISH,SALTED OR CURED	DENMK	220			220	DANMK	POISSON,SALE OU FUME
	GREEK	535			535	GREQC	
	NETH	440			440	P.BAS	
	NORW	408			408	NORV	
COMMODITY TOTAL		1,603			1,603		TOTAL DE MARCHANDISE
RYE	GER	6,380			6,380	ALL	SEIGLE
	OTHER	12,096			12,096	AUTRE	
COMMODITY TOTAL		18,476			18,476		TOTAL DE MARCHANDISE
SAUSAGE SKINS,CASINGS	NORW		13		13	NORV	BOYAUX A SAUCISSES
MISC.FOOD PREP.NES	GER		3		3	ALL	DIV.PREP.ALIM.NDA
	NORW		1		1	NORV	
COMMODITY TOTAL			4		4		TOTAL DE MARCHANDISE
LOGS	OTHER	5,100			5,100	AUTRE	BILLES
IRON ORE AND CONC	U K	33,098			33,098	R U	MINERAL,CONC.DE FER
	GREEK	86,641			86,641	GREQC	
	SWEDN	78,639			78,639	SUEDE	
COMMODITY TOTAL		198,378			198,378		TOTAL DE MARCHANDISE
ZINC ORE AND CONC.	OTHER			11,536	11,536	AUTRE	MINERAL,CONC.DE ZINC
ASBESTOS	GER			300	300	ALL	AMIANTE
	PANAM			155	155	PANAM	
COMMODITY TOTAL				455	455		TOTAL DE MARCHANDISE
WASTE AND SCRAP NES	NETH	1,597			1,597	P.BAS	DECHETS ET REBUTS NDA
	NORW	508			508	NORV	

TABLE 1. CARGUES LOADEES AT CANADIAN PORTS FOR FOREIGN COUNTRIES.

TABLEAU 1. MARCHANDISES CHARGÉES DANS LES PORTS CANADIENS A DESTINATION DE PAYS ÉTRANGERS.

COUNTRY OF DESTINATION AND KIND OF CARGO	REGISTRY OF VESSEL	ATLANTIC ATLANTIQUE	GREAT LAKES GRANDS LACS	PACIFIC PACIFIQUE	TOTAL TOTAL	IMMATIC. DU NAVIRE	PAYS DE DESTINATION ET MARCHANDISE
FINLAND CONT.							FINLANDE SUITE
OTHER		388			388	AUTRE	
COMMODITY TOTAL		2,493			2,493		TOTAL DE MARCHANDISE
LUMBER AND TIMBER	GER		122		122	ALL	BOIS D'OEUVRE ET CHARP.
VENEER, PLYWOOD	GER			3	3	ALL	PLACAGES, CONTRE-PLAQ.
WOOD FAB. MATERIALS	GER			10	10	ALL	DEMI-PRODUITS EN BOIS
ZINC AND ALLOYS	NORW			16,350	16,350	NORV	ZINC ET ALLIAGES
METAL FAB. BASIC PROD.	GER			1	1	ALL	OUVR. DE BASE EN METAL
MACHINERY NES	GER		17	22	39	ALL	MACHINES NOA
	NORW		3		3	NORV	
	OTHER	2			2	AUTRE	
COMMODITY TOTAL		2	20	22	44		TOTAL DE MARCHANDISE
PASS. AUTOS AND CHASSIS	GER	2		2	2	ALL	VOITURES PART., CHASSIS
EQUIPMENT MISC.	NORW		2		2	NORV	MATERIEL DIVERS
PERSONAL, HOUSEHOLD GOODS	GER			1	1	ALL	ART. PERS. ET MENAGERS
COUNTRY/REGION TOTAL		227,582*	161*	28,380*	256,123*		TOTAL DE PAYS/REGION
FRANCE-ATLANT.							FRANCE-ATLANT.
CATTLE	LIBER	237			237	LIBER	BOVINS
LIVE ANIMALS, NES	LIBER	519			519	LIBER	ANIMAUX VIVANTS, NDA
MEAT, FRESH OR FROZEN	U K			6	6	R U	VIANDE, FRAICHE / CONG.
MEAT AND MEAT PREP. NES	GER		67		67	ALL	VIANDES ET PREP. NDA
FISH, FRESH OR FROZEN	U K			859	859	R U	POISSON, FRAIS OU CONG.
	DENMK	44		157	201	DANMK	
	GER			1,541	1,541	ALL	
	NETH	524		491	1,015	P.BAS	
	SWEON			151	151	SUEDE	
	OTHER			603	603	AUTRE	
COMMODITY TOTAL		568		3,802	4,370		TOTAL DE MARCHANDISE
FISH, CANNED	GER			118	118	ALL	POISSON EN BOITES
	NETH			38	38	P.BAS	
	OTHER			38	38	AUTRE	
COMMODITY TOTAL				194	194		TOTAL DE MARCHANDISE
DAIRY PROD. EGGS, HONEY	NETH			2	2	P.BAS	PROD. LAIT., OEUFS, MIEL
WHEAT	NORW	7,866			7,866	NORV	BLE
FRUIT, PRES. NOT CANNED	GER			1	1	ALL	CONS. FRUITS NON BOITE
VEGETABLE PREP. NES	GER	12			12	ALL	PREP. DE LEGUMES NDA
SUGAR PREPARATIONS	GER			18	18	ALL	PREP. A BASE DE SUCRE
MISC. FOOD PREP. NES	GER			5	5	ALL	DIV. PREP. ALIM. NDA
	SWEON	11			11	SUEOE	
COMMODITY TOTAL		11		5	16		TOTAL DE MARCHANDISE
GROUND CERFALS NES	GER		1		1	ALL	CEREALES MOUTILUES NDA
FEEDS, VEGETABLE ORIGIN	GER		2		2	ALL	PROD. D'ORIGINE VEGETALE
CONC. COMPLETE FEEDS	OTHER			2,425	2,425	AUTRE	CONC., PROV. COMPLETEES
NON-ALCOHOLIC BEVERAGE	GER		4		4	ALL	BOISSONS NON-ALCOOLIQ.
DIST. ALCOHOLIC BEV.	GER			67	67	ALL	BOISS. ALCOOL. DIST.
CRUDE ANIMAL PROD. NES	GER		54		54	ALL	PR. BRUTS ORIG. ANIM. NDA
SEEDS FOR SOWING NES	NETH			63	63	P.BAS	GRAINES DE SEMENCE NDA
	OTHER			22	22	AUTRE	
COMMODITY TOTAL				85	85		TOTAL DE MARCHANDISE
FLAXSEED	OTHER			3,358	3,358	AUTRE	GRAINE DE LIN
RAPESEED	LIBER		13,834		13,834	LIBER	GRAINE DE COLZA
	OTHER			6,012	6,012	AUTRE	
COMMODITY TOTAL			13,834	6,012	19,846		TOTAL DE MARCHANDISE
SOYA BEANS	GREEK	4,000			4,000	GRECQ	GRAINE DE SOYA
	OTHER	22,048			22,048	AUTRE	
COMMODITY TOTAL		26,048			26,048		TOTAL DE MARCHANDISE
OIL SEEDS, NUTS NES	OTHER		10,355		10,355	AUTRE	GRAINES, NOIX OLEAG. NDA
NURSERY, GREENHOUSE STOCK	OTHER			7	7	AUTRE	PROD. PEPINIERE, SERRE
CRUDE VEG. PROD. NES	GER		6		6	ALL	PR. BRUTS ORIG. VEG. NDA
TEXTILE FIBRES NES	SWEON	8			8	SUEOE	FIBRES TEXTILES NOA
IRON ORE AND CONC	GER	71,648			71,648	ALL	MINERAL, CONC. DE FER
	NORW	119,689			119,689	NORV	
	LIBER	122,237			122,237	LIBER	
	OTHER	268,804			268,804	AUTRE	
COMMODITY TOTAL		582,378			582,378		TOTAL DE MARCHANDISE
ORES AND CONC. NES	GER			27	27	ALL	MINERAUX ET CONC. NOA
NON-FERROUS MET. SCRAP	NETH			19	19	P.BAS	DECHETS METAL. NON FER.
	OTHER			23	23	AUTRE	
COMMODITY TOTAL				42	42		TOTAL DE MARCHANDISE
SLAG, BRDSS, BY-PRODUCTS	DENMK	7,019			7,019	DANMK	POUS. GUEUL. SCOR. PROD.
	GER	27,536			27,536	ALL	
	GREEK	16,061			16,061	GRECQ	
	PANAM	19,040			19,040	PANAM	
COMMODITY TOTAL		69,656			69,656		TOTAL DE MARCHANDISE
ASBESTOS	GER			382	382	ALL	AMIANTE
	SWEON	110			110	SUEOE	
	OTHER	785		4	789	AUTRE	
COMMODITY TOTAL		895		386	1,281		TOTAL DE MARCHANDISE
COTTON, TEXTILE WASTE	OTHER		4		4	AUTRE	DECHETS DE COTON, TEXT.
LUMBER AND TIMBER	U K	1,175		3,639	4,814	R U	BOIS D'OEUVRE ET CHARP.
	GER	972		1,430	2,402	ALL	
	GREEK			562	562	GRECQ	
	NORW			17,635	17,635	NORV	
	SWEON	59		521	580	SUEOE	

TABLE 1. CARGOES LOADED AT CANADIAN PORTS FOR FOREIGN COUNTRIES.

TABLEAU 1. MARCHANDISES CHARGÉES DANS LES PORTS CANADIENS À DESTINATION DE PAYS ÉTRANGERS.

COUNTRY OF DESTINATION AND KIND OF CARGO	REGISTRY OF VESSEL	ATLANTIC ATLANTIQUE	GREAT LAKES GRANDS LACS	PACIFIC PACIFIQUE	TOTAL TOTAL	IMMATIC. DU NAVIRE	PAYS DE DESTINATION ET MARCHANDISE
FRANCE-ATLANT. CONT.							FRANCE-ATLANT. SUITE
COMMODITY TOTAL SHINGLES AND SHAKES	OTHER	60	225	15,096	15,381	AUTRE	TOTAL DE MARCHANDISE BARDEAUX, BARD-FACADE
	NETH	2,266	225	38,883	41,374	P.BAS	
	NORW			1	1	NORV	
	OTHER			75	75	AUTRE	
COMMODITY TOTAL VENEER, PLYWOOD	NETH			125	125	AUTRE	TOTAL DE MARCHANDISE PLACAGES, CONTRE-PLAQ.
	NORW			201	201	P.BAS	
	SWEDN			1,080	1,080	NORV	
	OTHER			3,584	3,584	SUEDE	
COMMODITY TOTAL WOOD FAB. MATERIALS	GER		412	11,039	11,039	AUTRE	TOTAL DE MARCHANDISE DEMI-PRODUITS EN BOIS
	SWEDN	18			18	SUEDE	
COMMODITY TOTAL PULP	U K	1,797	412	8,028	9,825	R U	TOTAL DE MARCHANDISE PATE
	GER	9,302		9,416	18,718	ALL	
	NETH			8,583	8,583	P.BAS	
	NORW	12,000		12,923	24,923	NORV	
	SWEDN	123			123	SUEDE	
	LIBER			3,590	3,590	LIBER	
	PANAM	1,897		609	2,506	PANAM	
	OTHER	2,997		9,633	12,630	AUTRE	TOTAL DE MARCHANDISE PAPIER JOURNAL
COMMODITY TOTAL NEWSPRINT PAPER	U K	2,352			2,352	R U	
	GER	9,220			9,220	ALL	
	SWEDN	283			283	SUEDE	
	OTHER	248			248	AUTRE	TOTAL DE MARCHANDISE PAPIER NDA CARTON
COMMODITY TOTAL PAPER NES PAPERBOARD	GER	1,026			1,026	ALL	
	U K			2,313	2,313	R U	
	GER		9		9	ALL	
	SWEDN			7,024	7,024	SUEDE	TOTAL DE MARCHANDISE PLAQUE CONSTR., PAP/CART.
COMMODITY TOTAL BLDG. PAPER AND BOARD	SWEDN		9	9,337	9,346	SUEDE	
	OTHER	34		2,565	2,565	AUTRE	TOTAL DE MARCHANDISE OUVR. EN MAT. TEXT. NDA
COMMODITY TOTAL TEXTILE FAB. MTL NES	GER	34	50		50	ALL	HUIL. ANIM. SAUF AN. MAR.
ANIMAL OILS, EXC. MARINE	LIBER		560		560	LIBER	PROD. CHIM. ORGAN. NDA
ORGANIC CHEMICALS NES	GER	2	65		67	ALL	MATIERES PLASTIQUES
PLASTIC MATERIALS	SWEDN	16			16	SUEDE	PROD. CHIM. SPECIAUX NDA
CHEM. SPECIALTIES NES	GER		1		1	ALL	
	OTHER	1			1	AUTRE	TOTAL DE MARCHANDISE DERIVE PETR. CHARB. NDA FERRO-ALLIAGES
COMMODITY TOTAL PETROL. COAL PROD. NES	GER		1		1	ALL	
FERRO-ALLOYS	GER		90		90	ALL	
	GER		2		2	ALL	
	SWEDN	368			368	SUEDE	TOTAL DE MARCHANDISE BARRES ET TIGES ACIER
	OTHER	220			220	AUTRE	TOLLES, FEUILLES D'ACIER
COMMODITY TOTAL BARS AND RODS, STEEL	SWEDN	588	2		590	SUEDE	TOILES, FEUILLES D'ACIER
PLATE & SHEET STEEL	OTHER	266		129	266	AUTRE	PROFILES DE CONSTRUCT.
STRUCTURAL SHAPES	SWEDN	612			612	SUEDE	FIL METALLIQUE
WIRE	SWEDN	557			557	SUEDE	
	OTHER	220			220	AUTRE	TOTAL DE MARCHANDISE ALUMINIUM
COMMODITY TOTAL ALUMINIUM	GER	777			777	ALL	
	SWEDN	163			163	SUEDE	TOTAL DE MARCHANDISE CUIVRE ET ALLIAGES
	OTHER	245			245	AUTRE	
COMMODITY TOTAL COPPER AND ALLOYS	SWEDN	1,395			1,395	SUEDE	TOTAL DE MARCHANDISE ZINC ET ALLIAGES
	OTHER	2,937			2,937	AUTRE	
COMMODITY TOTAL ZINC AND ALLOYS	SWEDN	819			819	SUEDE	TOTAL DE MARCHANDISE METAUX NON-FERREUX NDA
	OTHER	3,756			3,756	AUTRE	OUVR. DE BASE EN METAL
COMMODITY TOTAL NON-FERROUS METALS NES	GER	167	4,319	7	4,319	ALL	
METAL FAB. BASIC PROD.	GER	166			166	ALL	
	SWEDN	333			333	SUEDE	TOTAL DE MARCHANDISE OUVR. DE BASE AMIANTE TRACTEURS
	OTHER	516			516	AUTRE	
COMMODITY TOTAL ASBESTOS BASIC PROD.	NETH	429		7	429	P.BAS	
TRACTORS	SWEDN	945			945	SUEDE	TOTAL DE MARCHANDISE MACHINES NDA
	OTHER	79			79	AUTRE	
COMMODITY TOTAL MACHINERY NES	GER	27		26	106	ALL	
	NETH	106	52	7	78	P.BAS	
	SWEDN				7	SUEDE	TOTAL DE MARCHANDISE MAT. ROUL. DE CH. DE FER
	OTHER	770		11	770	AUTRE	VOITURES PART., CHASSIS
COMMODITY TOTAL RAILWAY ROLLING STOCK	SWEDN	335	4	44	350	SUEDE	
PASS. AUTOS AND CHASSIS	GER	1,105	56		1,205	ALL	TOTAL DE MARCHANDISE CAMIONS ET CHASSIS
	SWEDN	82			82	SUEDE	MOTEURS DE VEH. AUTOM.
	GER	1			1	ALL	VEH. AUTOM. ROUTIERS NDA
	SWEDN	178			178	SUEDE	
	OTHER	57			57	AUTRE	
COMMODITY TOTAL TRUCKS AND CHASSIS	SWEDN	236			236	SUEDE	
MOTOR VEHICLE ENGINES	SWEDN	13			13	SUEDE	
ROAD MOTOR VEH. NES	SWEDN	37			37	SUEDE	
	SWEDN	3			3	SUEDE	

TABLE 1. CARGOES LOADED AT CANADIAN PORTS FOR FOREIGN COUNTRIES.

TABLEAU 1. MARCHANDISES CHARGÉES DANS LES PORTS CANADIENS A DESTINATION DE PAYS ÉTRANGERS.

COUNTRY OF DESTINATION AND KIND OF CARGO	REGISTRY OF VESSEL	ATLANTIC ATLANTIQUE	GREAT LAKES GRANDS LACS	PACIFIC PACIFIQUE	TOTAL TOTAL	IMMATIC. DU NAVIRE	PAYS DE DESTINATION ET MARCHANDISE
FRANCE-ATLANT. CONT. SHIPS, AIRCRAFT, MIS. VEH RUBBER TIRES AND TUBES EQUIPMENT MISC.	SWEDN SWEDN GER SWEON OTHER	2 3 1 31	 33 	 1	2 3 33 1 32	SUEDE SUEDE ALL SUEDE AUTRE	FRANCE-ATLANT. SUITE NAVIRES, AVIONS, VEH. DIV PNEUS, CHAMBRES A AIR MATERIEL DIVERS
COMMODITY TOTAL PERSONAL, HOUSEHOLD GOODS	GER SWEDN	32 1 1	33 6	1 12	66 19 1	ALL SUEDE	TOTAL DE MARCHANDISE ART. PERS. ET MENAGERS
COMMODITY TOTAL CONTAINERS, CLOSURES MISC. END PRODUCTS NES	SWEDN GER OTHER	2 50	6	12 2	20 50 5	SUEDE ALL AUTRE	TOTAL DE MARCHANDISE CONTENEURS, FERMETURES PRODUITS FINIS DIV. NDA
COMMODITY TOTAL GENERAL CARGO	GER SWEDN OTHER	2 2 5	3	2 2	7 2 5	ALL SUEDE AUTRE	TOTAL DE MARCHANDISE MARCHANDISES DIVERSES
COMMODITY TOTAL CONTAINERIZED FREIGHT	U K DENMK GER SWEON OTHER	7 11,602 4,625 8,028 2,589	136	2 275 443	9 11,877 443 4,761 9,183 2,589	R U DANMK ALL SUEDE AUTRE	TOTAL DE MARCHANDISE FRET CONTENEURESE
COMMODITY TOTAL		26,844	136	1,873	28,853		TOTAL DE MARCHANDISE
COUNTRY/REGION TOTAL		769,384*	30,294*	133,589*	933,267*		TOTAL DE PAYS/REGION
FRANCE-MEDITER FISH, FRESH OR FROZEN FISH, CANNED	PANAM GER ITALY	23			23 26 16 42	PANAM ALL ITAL	FRANCE-MEDITER POISSON, FRAIS OU CONG. POISSON EN BOITES
COMMODITY TOTAL BARLEY WHEAT	DENMK DENMK GREEK NORW LIBER	23,500 19,000 47,161 6,000 45,434			23,500 19,000 47,161 6,000 45,434	DANMK DANMK GREGQ NORV LIBER	TOTAL DE MARCHANDISE ORGE BLE
COMMODITY TOTAL SOYA BEANS IRON ORE AND CONC ASBESTOS SULPHUR IN ORES	OTHER OTHER GER NORW LIBER	6,000 35,181 3,917		3,699 28,370 32,069	117,595 6,000 35,181 3,917 3,699 28,370 32,069	ALL AUTRE ALL ALL NORV LIBER	TOTAL DE MARCHANDISE GRAINE DE SOYA MINERAI, CONC. DE FER AMIANTE SOUFRE EN MINERAI
COMMODITY TOTAL LUMBER AND TIMBER VENEER, PLYWOOD PULP	GER GER U K GER NETH LIBER JAPAN OTHER	3,285 1,204		3,452 109 560 4,588 4,720 2,864 436 4,290 17,458	3,452 109 3,845 5,792 4,720 2,864 436 5,214 22,871	ALL ALL R U ALL P. BAS LIBER JAPON AUTRE	TOTAL DE MARCHANDISE BOIS OEUVRE ET CHARP. PLACAGES, CONTRE-PLAQ. PATE
COMMODITY TOTAL ALUMINIUM MACHINERY NES PERSONAL, HOUSEHOLD GOODS CONTAINERIZED FREIGHT	GER ITALY ITALY GER ITALY OTHER	5,413 7		16 25	7 16 25 1,000 1,229 2,597 4,826	ALL ITAL ITAL ALL ITAL ITAL AUTRE	TOTAL DE MARCHANDISE ALUMINIUM MACHINES NDA ART. PERS. ET MENAGERS FRET CONTENEURESE
COMMODITY TOTAL		4,826			4,826		TOTAL DE MARCHANDISE
COUNTRY/REGION TOTAL		196,462*	*	53,171*	249,633*		TOTAL DE PAYS/REGION
GERMANY WEST LIVE ANIMALS, NES MEAT, FRESH OR FROZEN MEAT AND MEAT PREP. NES FISH, FRESH OR FROZEN	GER GER GER DENMK GER NETH NORW SWEON PANAM OTHER	31 10 1,885 1 903	2 30		2 31 40 1,893 202 97 903 597	ALL ALL ALL DANMK ALL P. BAS NORV SUEDE PANAM AUTRE	ALLEMAGNE, R F ANIMAUX VIVANTS, NDA VIANDE, FRAICHE / CONG. VIANDES ET PREP. NDA POISSON, FRAIS OU CONG.
COMMODITY TOTAL FISH, SALTED OR CURED FISH, CANNED	DENMK GER NETH OTHER	3,339 1,378		31 935	4,274 1,378 4 6 4 14	ALL DANMK ALL P. BAS AUTRE	TOTAL DE MARCHANDISE POISSON, SALE OU FUME POISSON EN BOITES
COMMODITY TOTAL LOBSTER SHELL FISH, NES	GER GER SWEON PANAM	17	2	2	17 2 2 11 11	ALL ALL SUEDE PANAM	TOTAL DE MARCHANDISE HOMARD MOLLUSQUES CRUST., NDA
COMMODITY TOTAL		11	2	2	15		TOTAL DE MARCHANDISE

TABLE 1. CARGOES LOADED AT CANADIAN PORTS FOR FOREIGN COUNTRIES.

TABLEAU 1. MARCHANDISES CHARGÉES DANS LES PORTS CANADIENS A DESTINATION DE PAYS ÉTRANGERS.

COUNTRY OF DESTINATION AND KIND OF CARGO	REGISTRY OF VESSEL	ATLANTIC ATLANTIQUE	GREAT LAKES GRANDS LACS	PACIFIC PACIFIQUE	TOTAL TOTAL	IMMATIC. DU NAVIRE	PAYS DE DESTINATION ET MARCHANDISE
GERMANY WEST CONT. BARLEY	GER	17,622			17,622	ALL	ALLEMAGNE, R F SUITE
	GREEK	55,196			55,196	GREGQ	ORGE
	NETH	4,795			4,795	P.BAS	
	NORW	39,340			39,340	NORV	
	LIBER	97,812			97,812	LIBER	
	JAPAN	8,361			8,361	JAPON	
	OTHER	30,673			30,673	AUTRE	
COMMODITY TOTAL CORN		253,799			253,799		TOTAL DE MARCHANDISE MAIS
	U K	14,551			14,551	R U	
	DENMK	8,500			8,500	DANMK	
	GER	14,943			14,943	ALL	
	GREEK	25,744			25,744	GREGQ	
	LIBER	27,146			27,146	LIBER	
	JAPAN	7,500			7,500	JAPON	
	PANAM	3,764			3,764	PANAM	
	U S A	3,093			3,093	E-U	
	OTHER	17,119			17,119	AUTRE	
COMMODITY TOTAL WHEAT		122,360			122,360		TOTAL DE MARCHANDISE BLE
	U K	4,378			4,378	R U	
	DENMK	42,002			42,002	DANMK	
	GER	22,752			22,752	ALL	
	GREEK	41,530			41,530	GREGQ	
	ITALY	518			518	ITAL	
	NORW	31,113			31,113	NORV	
	SWEDN	33,841			33,841	SUEDE	
	LIBER	85,055			85,055	LIBER	
	OTHER	23,509			23,509	AUTRE	
COMMODITY TOTAL FRESH FRUITS, BERRIES		284,698			284,698		TOTAL DE MARCHANDISE FRUITS, BAIES FRAIS
FRDZEN FRUITS, BERRIES	NETH	20			20	P.BAS	FRUITS, BAIES CONGELES
FRUITS, PREP. CANNED	NORW	25			25	NORV	FRUITS PREP. EN BOITE
VEGETABLE PREP. NES	GER		2		2	ALL	PREP. DE LEGUMES NDA
	GER	7	31		47	ALL	
	NETH			39	39	P.BAS	
	PANAM			15	15	PANAM	
	OTHER	304	9	9	322	AUTRE	
COMMODITY TOTAL SYRUP		311	40	72	423		TOTAL DE MARCHANDISE SIROP
COCOA AND CHOCOLATE	GER	6			6	ALL	CACAO ET CHOCOLAT
SAUSAGE SKINS, CASINGS	OTHER	3			3	AUTRE	BOYAUX A SAUCISSES
MISC. FOOD PREP. NES	GER	7			7	ALL	DIV. PREP. ALIM. NDA
	GER	31		15	46	ALL	
	OTHER	39		8	47	AUTRE	
COMMODITY TOTAL GROUND CEREALS NES		70		23	93		TOTAL DE MARCHANDISE CEREALES MOULUES NDA
OIL SEED MEAL, CAKE NES	GER		3		3	ALL	FAR. TOURT. OLEAG. NDA
FEEDS OF ANIMAL ORIGIN	GREEK		1,599		1,599	GREGQ	PROV. D'ORIGINE ANIMALE
	DENMK	721			721	DANMK	
	NORW	273			273	NORV	
	PANAM	388			388	PANAM	
	OTHER	1			1	AUTRE	
COMMODITY TOTAL NON-ALCOHOLIC BEVERAGE		1,383			1,383		TOTAL DE MARCHANDISE BOISSONS NON-ALCOOLIQ.
	GER		4	4	8	ALL	
	NETH			1	1	P.BAS	
COMMODITY TOTAL DIST. ALCOHOLIC BEV.			4	5	9		TOTAL DE MARCHANDISE BOISS. ALCOOL. DIST.
RAW HIDES AND SKINS	GER	19		179	198	ALL	PEAUX ET CUIRS BRUT
	GER	1,517			1,517	ALL	
	OTHER	1,295	15		1,310	AUTRE	
COMMODITY TOTAL CRUDE ANIMAL PROD. NES		2,812	15		2,827		TOTAL DE MARCHANDISE PR. BRUTS ORIG. ANIM. NDA
	GER		763		763	ALL	
	OTHER	11			11	AUTRE	
COMMODITY TOTAL SEEDS FOR SOWING NES		11	763		774		TOTAL DE MARCHANDISE GRAINES DE SEMENCE NDA
	GER			59	59	ALL	
	NETH			42	42	P.BAS	
	OTHER		7	21	28	AUTRE	
COMMODITY TOTAL FLAXSEED			7	122	129		TOTAL DE MARCHANDISE GRAINE DE LIN
	U K		19,251		19,251	R U	
	DENMK		15,700		15,700	DANMK	
	GER		18,986	7,352	26,338	ALL	
	GREEK	941	23,760		24,701	GREGQ	
	NORW		5,846		5,846	NORV	
	LIBER	3,280	12,600		15,880	LIBER	
	OTHER	6,085	32,859		38,944	AUTRE	
COMMODITY TOTAL MUSTARD SEED		10,306	129,002	7,352	146,660		TOTAL DE MARCHANDISE GRAINE DE MOUTARDE
	GER			842	842	ALL	
	GREEK		2,100		2,100	GREGQ	
	LIBER		2,373		2,373	LIBER	
	OTHER	106		177	283	AUTRE	
COMMODITY TOTAL RAPESEED		106	4,473	1,019	5,598		TOTAL DE MARCHANDISE GRAINE DE COLZA
	U K		4,390		4,390	R U	
	DENMK		2,262		2,262	DANMK	
	GREEK			15,305	15,305	GREGQ	
	LIBER		13,783		13,783	LIBER	
	OTHER	1,120	21,819		22,939	AUTRE	
COMMODITY TOTAL SOYA BEANS		1,120	42,254	15,305	58,679		TOTAL DE MARCHANDISE GRAINE DE SOYA
	LIBER	8,960			8,960	LIBER	
	OTHER	8,500	560		9,060	AUTRE	
COMMODITY TOTAL OIL SEEDS, NUTS NES		17,460	560		18,020		TOTAL DE MARCHANDISE GRAINES, NOIX OLEAG. NDA
	U K		7,583		7,583	R U	

TABLE 1. CARGOES LOADED AT CANADIAN PORTS FOR FOREIGN COUNTRIES.

TABEAU 1. MARCHANDISES CHARGÉES DANS LES PORTS CANADIENS A DESTINATION DE PAYS ÉTRANGERS.

COUNTRY OF DESTINATION AND KIND OF CARGO	REGISTRY OF VESSEL	ATLANTIC ATLANTIQUE	GREAT LAKES GRANDS LACS	PACIFIC PACIFIQUE	TOTAL TOTAL	IMMATIC. DU NAVIRE	PAYS DE DESTINATION ET MARCHANDISE
GERMANY WEST CONT.	GER		6		6	ALL	ALLEMAGNE, R F SUITE
CRUDE VEG.PROD.NES	GER	145			145	ALL	PR.BRUTS ORIG.VEG.NDA
LOGS	OTHER		18		18	AUTRE	BILLES
COMMODITY TOTAL		145	18		163		TOTAL DE MARCHANDISE
PULPWOOD	U K	2,284			2,284	R U	BOIS A PATE
	GER	960			960	ALL	
COMMODITY TOTAL		3,244			3,244		TOTAL DE MARCHANDISE
TEXTILE FIBRES NES	GER	28	16		44	ALL	FIBRES TEXTILES NDA
	OTHER	111			111	AUTRE	
COMMODITY TOTAL		139	16		155		TOTAL DE MARCHANDISE
COPPER ORE AND CONC.	U K		16,261		16,261	R U	MINERAI, CONC. CUIVRE
	NDRW	8,071			8,071	NORV	
	SWEON	16,297		2,075	18,372	SUEDE	
	LIBER			2,000	2,000	LIBER	
COMMODITY TOTAL		24,368	16,261	4,075	44,704		TOTAL DE MARCHANDISE
IRON ORE AND CONC	DENMK	19,610			19,610	DANMK	MINERAI, CONC. DE FER
	GER	510,701			510,701	ALL	
	GREEK	79,582			79,582	GRECQ	
	NORW	146,728			146,728	NORV	
	SWEDN	66,080			66,080	SUEDE	
	LIBER	102,033			102,033	LIBER	
	OTHER	260,334			260,334	AUTRE	
COMMODITY TOTAL		1,185,068			1,185,068		TOTAL DE MARCHANDISE
LEAD ORE AND CONC.	GER			7,000	7,000	ALL	MINERAI, CONC. DE PLOMB
	GREEK			6,900	6,900	GRECQ	
COMMODITY TOTAL				13,900	13,900		TOTAL DE MARCHANDISE
NICKEL-COPPER ORE	U K		16,261		16,261	R U	MINER. DE CUIVRE-NICKEL
ZINC ORE AND CONC.	GER			7,500	7,500	ALL	MINERAI, CONC. DE ZINC
	NETH			330	330	P.BAS	
	NORW			6,720	6,720	NORV	
COMMODITY TOTAL				14,550	14,550		TOTAL DE MARCHANDISE
ORES AND CONC.NES	U K			600	600	R U	MINERAIS ET CONC.NDA
	GER			311	311	ALL	
	OTHER			431	431	AUTRE	
COMMODITY TOTAL				1,342	1,342		TOTAL DE MARCHANDISE
NON-FERROUS MET. SCRAP	U K			210	210	R U	DECHETS METAL. NON FER.
	GER		1	130	131	ALL	
	NETH			21	21	P.BAS	
	SWEDN	49			49	SUEDE	
	PANAM			30	30	PANAM	
	U S A		5,938		5,938	E-U	
	OTHER			258	258	AUTRE	
COMMODITY TOTAL		49	5,939	649	6,637		TOTAL DE MARCHANDISE
SLAG, DROSS, BY-PRODUCTS	GER		1		1	ALL	POUS. GUEUL. SCOR. PROD.
ASBESTOS	U K	130,953			130,953	R U	AMIANTE
	GER	2,482		3,762	6,244	ALL	
	NETH			743	743	P.BAS	
	SWEON	113			113	SUEDE	
	OTHER	1,583		3,720	5,303	AUTRE	
COMMODITY TOTAL		135,131		8,225	143,356		TOTAL DE MARCHANDISE
CLAY MATERIALS NES	GER			66	66	ALL	MATIERES ARGIL.NDA
SAND AND GRAVEL	OTHER	22			22	AUTRE	SABLE ET GRAVIERS
CRUSHED STONE	OTHER	11			11	AUTRE	PIERRE CONCASSEE
COTTON, TEXTILE WASTE	GER	11			11	ALL	DECHETS DE COTON, TEXT.
	OTHER	119	10		129	AUTRE	
COMMODITY TOTAL		130	10		140		TOTAL DE MARCHANDISE
WASTE AND SCRAP NES	GER	2	1		3	ALL	DECHETS ET REBUTS NDA
	OTHER	40			40	AUTRE	
COMMODITY TOTAL		42	1		43		TOTAL DE MARCHANDISE
LUMBER AND TIMBER	U K			2,450	2,450	R U	BOIS D'OEUVRE ET CHARP.
	DENMK			45	45	DANMK	
	GER	122		798	920	ALL	
	GREEK			12,630	12,630	GRECQ	
	NETH			4,778	4,778	P.BAS	
	NORW			15,145	15,145	NORV	
	SWEDN	352		4,243	4,595	SUEDE	
	LIBER			3,703	3,703	LIBER	
	OTHER	359	83	18,480	18,922	AUTRE	
COMMODITY TOTAL		833	83	62,272	63,188		TOTAL DE MARCHANDISE
SHINGLES AND SHAKES	GER			45	45	ALL	BARDEAUX, BARD. FACADE
	GREEK			5,633	5,633	GRECQ	
	NETH			334	334	P.BAS	
	NORW			450	450	NORV	
	SWEDN			1,680	1,680	SUEDE	
	LIBER			309	309	LIBER	
	OTHER			82	82	AUTRE	
COMMODITY TOTAL				8,533	8,533		TOTAL DE MARCHANDISE
VENEER, PLYWOOD	GER	9		1,153	1,162	ALL	PLACAGES, CONTRE-PLAQ.
	GREEK			2,705	2,705	GRECQ	
	NETH			1,276	1,276	P.BAS	
	NORW			5,122	5,122	NORV	
	SWEON			1,806	1,806	SUEDE	
	LIBER			1,319	1,319	LIBER	
	OTHER			4,011	4,011	AUTRE	
COMMODITY TOTAL		9		17,392	17,401		TOTAL DE MARCHANDISE
WOOD FAB. MATERIALS	GER		314	222	536	ALL	DEMI-PRODUITS EN BOIS

TABLE 1. CARGOES LOADED AT CANADIAN PORTS FOR FOREIGN COUNTRIES.

TABLEAU 1. MARCHANDISES CHARGÉES DANS LES PORTS CANADIENS A DESTINATION DE PAYS ÉTRANGERS.

COUNTRY OF DESTINATION AND KIND OF CARGO	REGISTRY OF VESSEL	ATLANTIC ATLANTIQUE	GREAT LAKES GRANDS LACS	PACIFIC PACIFIQUE	TOTAL TOTAL	IMMATIC. DU NAVIRE	PAYS DE DESTINATION ET MARCHANDISE
GERMANY WEST CONT.	NETH			20	20	P.BAS	ALLEMAGNE, R F SUITE
COMMODITY TOTAL			314	242	556		TOTAL DE MARCHANDISE
PULP	U K	74,095		12,007	86,102	R U	PATE
	DENMK	900			900	DANMK	
	GER	19,168		21,441	40,609	ALL	
	GREEK			1,270	1,270	GRECO	
	NETH			4,862	4,862	P.BAS	
	NORW			33,573	33,573	NORV	
	LIBER			1,241	1,241	LIBER	
	OTHER	11,278	472	25,391	37,141	AUTRE	
COMMODITY TOTAL		105,441	472	99,785	205,698		TOTAL DE MARCHANDISE
NEWSPRINT PAPER	GER	483			483	ALL	PAPIER JOURNAL
	OTHER	1,483			1,483	AUTRE	
COMMODITY TOTAL		1,966			1,966		TOTAL DE MARCHANDISE
PAPER NES	U K			787	787	R U	PAPIER NOA
	GER	3			3	ALL	
	SWEON			3,912	3,912	SUEDE	
COMMODITY TOTAL		3		4,699	4,702		TOTAL DE MARCHANDISE
PAPERBOARD	U K	5,383		10,957	16,340	R U	CARTON
	GER		8		8	ALL	
	SWEON			11,316	11,316	SUEDE	
	OTHER			2,238	2,238	AUTRE	
COMMODITY TOTAL		5,383	8	24,511	29,902		TOTAL DE MARCHANDISE
BLDG.PAPER AND BOARD	SWEON	14		940	954	SUEDE	PLAQ.CONSTR.,PAP/CART.
WET MACHINE BOARD	GER		4		4	ALL	CARTON EN PATE PRESSE
TEXTILE FAB.MTL NES	GER	19	8		27	ALL	OUVR.EN MAT.TEXT.NDA
FISH,MARINE ANIMAL DIL	NORW	520			520	NORV	HUIL.DE POISSON,AN.MAR
OILS,FATS,WAXES NES	GER			1,316	1,316	ALL	HUIL.MAT.GRAS.CIRE NOA
	NETH			51	51	P.BAS	
	OTHER			205	205	AUTRE	
COMMODITY TOTAL				1,572	1,572		TOTAL DE MARCHANDISE
INORGANIC CHEMS. NES	GER	11	101		112	ALL	PROD.CHIM.INORG.NDA
	OTHER	3			3	AUTRE	
COMMODITY TOTAL		14	101		115		TOTAL DE MARCHANDISE
ORGANIC CHEMICALS NES	GER	42	253		295	ALL	PROD.CHIM.ORGAN.NDA
	OTHER	1		52	53	AUTRE	
COMMODITY TOTAL		43	253	52	348		TOTAL DE MARCHANDISE
AGRICULTURAL CHEMICALS	GER	3			3	ALL	PROD.CHIM.AGRICOLES
SYNTHETIC RUBBER	GER	24			24	ALL	CAOUTCHOUC SYNTHETIQUE
PLASTIC MATERIALS	GER	6			6	ALL	MATIERES PLASTIQUES
DYESTUFF,PIGMENT,PAINT	GER	3			3	ALL	MAT.COLOR.PIG.PEINTURE
CHEM.SPECIALTIES NES	GER	6			6	ALL	PROD.CHIM.SPECIALS NDA
LUBRICATING OIL,GREASE	OTHER	1			1	AUTRE	HUIL.EGRAISSE LUBRIF.
COKE	SWEON	51,074			51,074	SUEDE	COKE
FERRO-ALLOYS	GER		15		15	ALL	FERRO-ALLIAGES
	OTHER	330			330	AUTRE	
COMMODITY TOTAL		330	15		345		TOTAL DE MARCHANDISE
PRIMARY IRON,STEEL NES	GER	3,377			3,377	ALL	FER,ACIER PRIMAIR.NDA
CASTINGS,FORGINGS	OTHER	75			75	AUTRE	MDUL.PIECES FORGEES
BARS AND RODS,STEEL	GER	468			468	ALL	BARRES ET TIGES ACIER
	OTHER	29			29	AUTRE	
COMMODITY TOTAL		497			497		TOTAL DE MARCHANDISE
STRUCTURAL SHAPES	SWEON	198			198	SUEDE	PROFILES DE CONSTRUCT.
PIPES,TUBES:IRON,STEEL	GER			66	66	ALL	TUYAUX,TUBES:FER,ACIER
WIRE	OTHER	4			4	AUTRE	FIL METALLIQUE
ALUMINUM	DENMK	4,681			4,681	DANMK	ALUMINIUM
	GER	2,800		386	3,186	ALL	
	GREEK	1,109			1,109	GRECO	
	SWEON	1,234			1,234	SUEDE	
	OTHER	6,677			6,677	AUTRE	
COMMODITY TOTAL		16,501		386	16,887		TOTAL DE MARCHANDISE
COPPER AND ALLOYS	GER	1,431			1,431	ALL	CUIVRE ET ALLIAGES
	SWEON	433			433	SUEDE	
	OTHER	1,063			1,063	AUTRE	
COMMODITY TOTAL		2,927			2,927		TOTAL DE MARCHANDISE
LEAD AND ALLOYS	GER			50	50	ALL	PLOMB ET ALLIAGES
NICKEL AND ALLOYS	NETH			14	14	P.BAS	NICKEL ET ALLIAGES
ZINC AND ALLOYS	GER		3	798	801	ALL	ZINC ET ALLIAGES
	NETH			331	331	P.BAS	
COMMODITY TOTAL			3	1,129	1,132		TOTAL DE MARCHANDISE
NON-FERROUS METALS NES	GER	4	871		875	ALL	METAUX NON-FERREUX NDA
METAL FAB.BASIC PROD.	GER	184		35	219	ALL	OUVR.DE BASE EN METAL
	SWEON	173			173	SUEDE	
	OTHER	14			14	AUTRE	
COMMODITY TOTAL		371		35	406		TOTAL DE MARCHANDISE
ASBESTOS BASIC PROD.	GER	45			45	ALL	OUVR.DE BASE AMIANTE
NON-MET.MIN.BASIC PROD	GER			3	3	ALL	PROD.MIN.NON-MET.BASE
	OTHER	1			2	AUTRE	
COMMODITY TOTAL		1			5		TOTAL DE MARCHANDISE
TRACTORS	GER	3		66	69	ALL	TRACTEURS
	SWEON	36			36	SUEDE	
	OTHER	116			116	AUTRE	
COMMODITY TOTAL		155		66	221		TOTAL DE MARCHANDISE
MACHINERY NES	U K	37			37	R U	MACHINES NDA
	GER	164	207		371	ALL	
	NETH			4	4	P.BAS	

TABLE 1. CARGOES LOADED AT CANADIAN PORTS FOR FOREIGN COUNTRIES.

TABLEAU 1. MARCHANDISES CHARGÉES DANS LES PORTS CANADIENS A DESTINATION DE PAYS ÉTRANGERS.

COUNTRY OF DESTINATION AND KIND OF CARGO	REGISTRY OF VESSEL	ATLANTIC ATLANTIQUE	GREAT LAKES GRANDS LACS	PACIFIC PACIFIQUE	TOTAL TOTAL	IMMATIC. DU NAVIRE	PAYS DE DESTINATION ET MARCHANDISE	
GERMANY WEST CONT.							ALLEMAGNE, R F SUITE	
	SWEDN	593			593	SUEDE		
	OTHER	105	18	6	129	AUTRE		
COMMODITY TOTAL		899	225	10	1,134		TOTAL DE MARCHANDISE	
PASS.AUTOS AND CHASSIS	GER	1			1	ALL	VOITURES PART.,CHASSIS	
	SWEDN	266			266	SUEDE		
	OTHER	112			112	AUTRE		
COMMODITY TOTAL		379			379		TOTAL DE MARCHANDISE	
TRUCKS AND CHASSIS	SWEDN	83			83	SUEDE	CAMIONS ET CHASSIS	
MOTOR VEHICLE ENGINES	GER	15		8	23	ALL	MOTEURS DE VEH.AUTOM.	
	SWEDN	7			7	SUEDE		
	OTHER	22			22	AUTRE		
COMMODITY TOTAL		44		8	52		TOTAL DE MARCHANDISE	
ROAD MOTOR VEH. NES	GER	10			10	ALL	VEH.AUTOM.ROUTIERS NOA	
	SWEDN	84		1	85	SUEDE		
	OTHER	38			38	AUTRE		
COMMODITY TOTAL		132		1	133		TOTAL DE MARCHANDISE	
SHIPS,AIRCRAFT,MIS.VEH	GER	3		10	13	ALL	NAVIRES,AVIONS,VEH.DIV	
EQUIPMENT MISC.	GER	187	71		258	ALL	MATERIEL DIVERS	
	SWEDN	5			5	SUEDE		
	OTHER	35		17	52	AUTRE		
COMMODITY TOTAL		227	71	17	315		TOTAL DE MARCHANDISE	
PERSONAL,HOUSEHOLD GOODS	GER	22	38	4	64	ALL	ART.PERS.ET MENAGERS	
	NETH			5	5	P.BAS		
	OTHER	7	1		8	AUTRE		
COMMODITY TOTAL		29	39	9	77		TOTAL DE MARCHANDISE	
CONTAINERS,CLOSURES	GER	4			4	ALL	CONTENEURS,FERMETURES	
MISC. END PRODUCTS NES	GER	90	3	48	141	ALL	PRODUITS FINIS DIV.NDA	
	NETH			5	5	P.BAS		
	OTHER	3		1	4	AUTRE		
COMMODITY TOTAL		93	3	54	150		TOTAL DE MARCHANDISE	
GENERAL CARGO	GER	40	5		45	ALL	MARCHANDISES DIVERSES	
	NETH			1	1	P.BAS		
	SWEDN	1			1	SUEDE		
	OTHER			1	1	AUTRE		
COMMODITY TOTAL		41	5	2	48		TOTAL DE MARCHANDISE	
CONTAINERIZED FREIGHT	U K	2,840		708	3,548	R U	FRET CONTAINERISE	
	DENMK			761	761	DANMK		
	GER	23,711	1,117		24,828	ALL		
	NETH	3,699			3,699	P.BAS		
	SWEDN	18,426		1,464	19,890	SUEDE		
	OTHER	3,154	182		3,336	AUTRE		
COMMODITY TOTAL		51,830	1,299	2,933	56,062		TOTAL DE MARCHANDISE	
COUNTRY/REGION TOTAL		2,291,262*	228,626*	292,627*	2,812,515*		TOTAL DE PAYS/REGION	
GREECE								
FISH,CANNED	GREEK			2	2	GRECQ	GRECE	
	OTHER			15	15	AUTRE	POISSON EN BOITES	
COMMODITY TOTAL				17	17		TOTAL DE MARCHANDISE	
BARLEY	GREEK	43,893			43,893	GRECQ	ORGE	
	OTHER	9,442			9,442	AUTRE		
COMMODITY TOTAL		53,335			53,335		TOTAL DE MARCHANDISE	
WHEAT	DENMK	872			872	DANMK	BLE	
WHEAT FLOUR	OTHER	25			25	AUTRE	FARINE DE BLE	
POTATOES	DENMK	957			957	DANMK	POMMES DE TERRE	
	GER	1,845			1,845	ALL		
	GREEK	3,660			3,660	GRECQ		
	JAPAN	2,970			2,970	JAPON		
	OTHER	6,662			6,662	AUTRE		
COMMODITY TOTAL		16,094			16,094		TOTAL DE MARCHANDISE	
SUGAR, NES	DENMK	5,070			5,070	DANMK	SUCRE, NDA	
	OTHER	9,852	2,775		12,627	AUTRE		
COMMODITY TOTAL		14,922	2,775		17,697		TOTAL DE MARCHANDISE	
CONC.COMPLETE FEEDS	OTHER	33			33	AUTRE	CONC.,PROV.COMPLETES	
RAW HIDES AND SKINS	OTHER	711			711	AUTRE	PEAUX ET CUIRS BRUT	
SEEDS FOR SOWING NES	OTHER	2			2	AUTRE	GRAINES DE SEMENCE NDA	
IRON AND STEEL SCRAP	GREEK		9,636		9,636	GRECQ	DECHETS DE FER, D'ACIER	
ASBESTOS	OTHER	1,824		2,714	4,538	AUTRE	AMIANTE	
LUMBER AND TIMBER	GREEK			96	96	GRECQ	BOIS D'OEUVRE ET CHARP.	
	OTHER	31		79	110	AUTRE		
COMMODITY TOTAL		31		175	206		TOTAL DE MARCHANDISE	
VENEER,PLYWOOD	ITALY			18	18	ITAL	PLACAGES,CONTRE-PLAQ.	
	OTHER			13	13	AUTRE		
COMMODITY TOTAL				31	31		TOTAL DE MARCHANDISE	
PULP	DENMK	1,402			1,402	DANMK	PATE	
	ITALY			3,096	3,096	ITAL		
	OTHER	899		1,801	2,700	AUTRE		
COMMODITY TOTAL		2,301		4,897	7,198		TOTAL DE MARCHANDISE	
NEWSPRINT PAPER	OTHER	2,638			2,638	AUTRE	PAPIER JOURNAL	
PAPER NES	ITALY			28	28	ITAL	PAPIER NDA	
	OTHER	4			4	AUTRE		
COMMODITY TOTAL		4		28	32		TOTAL DE MARCHANDISE	
TEXTILE FAB.MTL NES	OTHER	23		26	49	AUTRE	OUVR.EN MAT.TEXT.NDA	
CHEM.SPECIALTIES NES	GREEK	701			701	GRECQ	PROD.CHEM.SPECIALTIES NDA	
MISC	OTHER			7	7	AUTRE	PROD.METALLIQUES	

TABLE 1. CARGOES LOADED AT CANADIAN PORTS FOR FOREIGN COUNTRIES.

TABLEAU 1. MARCHANDISES CHARGÉES DANS LES PORTS CANADIENS A DESTINATION DE PAYS ÉTRANGERS.

COUNTRY OF DESTINATION AND KIND OF CARGO	REGISTRY OF VESSEL	ATLANTIC ATLANTIQUE	GREAT LAKES GRANDS LACS	PACIFIC PACIFIQUE	TOTAL TOTAL	IMMATIC. DU NAVIRE	PAYS DE DESTINATION ET MARCHANDISE
GREECE CONT.							GRECE SUITE
COPPER AND ALLOYS	OTHER	109			109	AUTRE	CUIVRE ET ALLIAGES
METAL FAB. BASIC PROD.	OTHER	3			3	AUTRE	OUVR. DE BASE EN METAL
MACHINERY NES	GREEK			10	10	GRECQ	MACHINES NDA
	OTHER	43			43	AUTRE	
COMMODITY TOTAL		43		10	53		TOTAL DE MARCHANDISE
PASS. AUTOS AND CHASSIS	GREEK			1	1	GRECQ	VOITURES PART., CHASSIS
MOTOR VEHICLE ENGINES	OTHER			1	1	AUTRE	MOTEURS DE VEH. AUTOM.
PERSONAL, HOUSEHOLD GOODS	GREEK			30	30	GRECQ	ART. PERS. ET MENAGERS
	ITALY			1	1	ITAL	
	OTHER	75		11	86	AUTRE	
COMMODITY TOTAL		75		42	117		TOTAL DE MARCHANDISE
MISC. END PRODUCTS NES	GREEK			28	28	GRECQ	PRODUITS FINIS DIV. NDA
	OTHER			3	3	AUTRE	
COMMODITY TOTAL				31	31		TOTAL DE MARCHANDISE
CONTAINERIZED FREIGHT	LIBER	96			96	LIBER	FRET CONTENEURESE
	OTHER	7,947			7,947	AUTRE	
COMMODITY TOTAL		8,043			8,043		TOTAL DE MARCHANDISE
COUNTRY/REGION TOTAL		101,789*	12,411*	7,980*	122,180*		TOTAL DE PAYS/REGION
ICELAND							ISLANDE
MISC. FOOD PREP. NES	GER		4		4	ALL	DIV. PREP. ALIM. NDA
COUNTRY/REGION TOTAL		*	4*	*	4*		TOTAL DE PAYS/REGION
IRELAND							IRLANDE
OATS	ITALY	2,376			2,376	ITAL	AVOINE
WHEAT	GREEK	1,176			1,176	GRECQ	BLE
	ITALY	13,551			13,551	ITAL	
COMMODITY TOTAL		14,727			14,727		TOTAL DE MARCHANDISE
FRUIT JUICES	U K	3			3	R U	JUS DE FRUIT
FRUITS, PREP. CANNED	U K	3			3	R U	FRUITS PREP. EN BOITE
SUGAR PREPARATIONS	GER	3			3	ALL	PREP. A BASE DE SUCRE
MISC. FOOD PREP. NES	GER	1			1	ALL	DIV. PREP. ALIM. NDA
HULLS, SCREENINGS, CHAFF	LIBER		3,429		3,429	LIBER	ECOLURES, CRIBLURES, BAL
LUMBER AND TIMBER	GER	40			40	ALL	BOIS OEUVRE ET CHARP.
	SWEDN			1,658	1,658	SUEDE	
	OTHER	532			532	AUTRE	
COMMODITY TOTAL		572		1,658	2,230		TOTAL DE MARCHANDISE
VENEER, PLYWOOD	U K	11			11	R U	PLACAGES, CONTRE-PLAQ.
PULP	U K			2,200	2,200	R U	PATE
	GER	2,259			2,259	ALL	
	OTHER	2,160	2,240		4,400	AUTRE	
COMMODITY TOTAL		4,419	2,240	2,200	8,859		TOTAL DE MARCHANDISE
NEWSPRINT PAPER	DENMK	905			905	DANMK	PAPIER JOURNAL
	LIBER	568			568	LIBER	
	PANAM	2,719			2,719	PANAM	
	OTHER	10,381			10,381	AUTRE	
COMMODITY TOTAL		14,573			14,573		TOTAL DE MARCHANDISE
PAPERBOARD	OTHER	651			651	AUTRE	CARTON
TEXTILE FAB. MTL NES	OTHER	2			2	AUTRE	OUVR. EN MAT. TEXT. NDA
FERTILIZERS NES	GER	7,381			7,381	ALL	ENGRAIS CHIMIQUE NDA
BARNS AND RODS, STEEL	GER	15			15	ALL	BARRES ET TIGES ACIER
ALUMINUM	GER	173			173	ALL	ALUMINIUM
	OTHER	2,027			2,027	AUTRE	
COMMODITY TOTAL		2,200			2,200		TOTAL DE MARCHANDISE
NON-FERROUS METALS NES	OTHER	14			14	AUTRE	METAUX NON-FERREUX NDA
PERSONAL, HOUSEHOLD GOODS	OTHER		2		2	AUTRE	ART. PERS. ET MENAGERS
MISC. END PRODUCTS NES	GER	13			13	ALL	PRODUITS FINIS DIV. NDA
CONTAINERIZED FREIGHT	U K	25,678			25,678	R U	FRET CONTENEURESE
COUNTRY/REGION TOTAL		72,642*	5,671*	3,858*	82,171*		TOTAL DE PAYS/REGION
ITALY							ITALIE
FISH, FRESH OR FROZEN	ITALY			238	238	ITAL	POISSON, FRAIS OU CONG.
FISH, CANNED	ITALY			211	211	ITAL	POISSON EN BOITES
	LIBER			12	12	LIBER	
	OTHER			130	130	AUTRE	
COMMODITY TOTAL				353	353		TOTAL DE MARCHANDISE
BARLEY	U K	52,107			52,107	R U	ORGE
	GER	29,400			29,400	ALL	
	GREEK	132,564			132,564	GRECQ	
	ITALY	352,432			352,432	ITAL	
	NETH	21,924			21,924	P. BAS	
	NORW	21,929			21,929	NORV	
	SWEDN	36,893			36,893	SUEDE	
	LIBER	121,342			121,342	LIBER	
	PANAM	29,204			29,204	PANAM	
	OTHER	97,518		36,193	133,711	AUTRE	
COMMODITY TOTAL		895,313		36,193	931,506		TOTAL DE MARCHANDISE
CORN	GREEK	15,053			15,053	GRECQ	MAIS
WHEAT	U K	2,972			2,972	R U	BLE
	GREEK	157,820			157,820	GRECQ	

TABLE 1. CARGOES LOADED AT CANADIAN PORTS FOR FOREIGN COUNTRIES.

TABLEAU 1. MARCHANDISES CHARGÉES DANS LES PORTS CANADIENS A DESTINATION DE PAYS ÉTRANGERS.

COUNTRY OF DESTINATION AND KIND OF CARGO	REGISTRY OF VESSEL	ATLANTIC ATLANTIQUE	GREAT LAKES GRANDS LACS	PACIFIC PACIFIQUE	TOTAL TOTAL	IMMATIC. DU NAVIRE	PAYS DE DESTINATION ET MARCHANDISE
ITALY	CONT.						ITALIE SUITE
	ITALY	101,513			101,513	ITAL	
	NORW	81,221			81,221	NORV	
	LIBER	120,884			120,884	LIBER	
	PANAM	29,695			29,695	PANAM	
	OTHER	81,695			81,695	AUTRE	
COMMODITY TOTAL		575,800			575,800		TOTAL DE MARCHANDISE
MAGARONI, CEREAL PROD.	LIBER			55	55	LIBER	PATES ALIM. PROD. CEREAL
POTATOES	ITALY	4,054			4,054	ITAL	POMMES DE TERRE
	JAPAN	1,991			1,991	JAPON	
	OTHER	3,397			3,397	AUTRE	
COMMODITY TOTAL		9,442			9,442		TOTAL DE MARCHANDISE
VEGETABLES, DRIED	ITALY			31	31	ITAL	LEGUMES, SECS
SAUSAGE SKINS, CASINGS	ITALY			2	2	ITAL	ROYAUX A SAUCISSES
	OTHER	2			2	AUTRE	
COMMODITY TOTAL		2		2	4		TOTAL DE MARCHANDISE
HULLS, SCREENINGS, CHAFF	GER			1,064	1,064	ALL	ECCLURES, CRIBLURES, BAL
	GREEK		437	2,196	2,633	GRECC	
	ITALY			2,865	2,865	ITAL	
	OTHER		3,974		3,974	AUTRE	
COMMODITY TOTAL			4,411	6,125	10,536		TOTAL DE MARCHANDISE
DIST. ALCOHOLIC BEV.	OTHER	8	3		11	AUTRE	BOISS. ALCOOL. DIST.
RAW HIDES AND SKINS	OTHER	76			76	AUTRE	PEAUX ET CUIRS BRUT
SEEDS FOR SOWING NES	OTHER	6			6	AUTRE	GRAINES DE SEMENCE NDA
FLAXSEED	GER			9,606	9,606	ALL	GRAINE DE LIN
	GREEK		2,940		2,940	GRECC	
COMMODITY TOTAL			2,940	9,606	12,546		TOTAL DE MARCHANDISE
RAPESEED	U K		16,812		16,812	R U	GRAINE DE COLZA
	GER			3,353	3,353	ALL	
	GREEK		16,566	28,444	45,010	GRECC	
	ITALY			3,891	3,891	ITAL	
	OTHER		21,623	1,444	23,067	AUTRE	
COMMODITY TOTAL			55,001	37,132	92,133		TOTAL DE MARCHANDISE
OIL SEEDS, NUTS NES	GREEK		9,100		9,100	GRECC	GRAINES, NOIX OLEAG. NDA
PULPWOOD	OENMK	5,800			5,800	DANMK	BOIS A PATE
	NORW	2,889			2,889	NORV	
COMMODITY TOTAL		8,689			8,689		TOTAL DE MARCHANDISE
TEXTILE FIBRES NES	ITALY			50	50	ITAL	FIBRES TEXTILES NDA
IRON ORE AND CONC	GER	5,057			5,057	ALL	MINERAL, CONC. DE FER
	ITALY	1,154,073			1,154,073	ITAL	
	NORW	180,320			180,320	NORV	
	LIBER	601,936			601,936	LIBER	
	OTHER	78,400			78,400	AUTRE	
COMMODITY TOTAL		2,019,786			2,019,786		TOTAL DE MARCHANDISE
LEAD ORE AND CONC.	ITALY			150	150	ITAL	MINERAL, CONC. DE PLOMB
	LIBER	1,593			1,593	LIBER	
	PANAM	110			110	PANAM	
	OTHER	18,402			18,402	AUTRE	
COMMODITY TOTAL		20,105		150	20,255		TOTAL DE MARCHANDISE
ZINC ORE AND CONC.	DENMK	8,614			8,614	DANMK	MINERAL, CONC. DE ZINC
	GREEK	6,486			6,486	GRECC	
	NORW	17,275			17,275	NORV	
	LIBER	32,747			32,747	LIBER	
	OTHER	5,824			5,824	AUTRE	
COMMODITY TOTAL		70,946			70,946		TOTAL DE MARCHANDISE
ORES AND CONC. NES	ITALY			8	8	ITAL	MINERALS ET CONC. NDA
	OTHER	39			39	AUTRE	
COMMODITY TOTAL		39		8	47		TOTAL DE MARCHANDISE
IRON AND STEEL SCRAP	U K	5,500			5,500	R U	DECHETS DE FER, D'ACIER
	NORW	5,200			5,200	NORV	
COMMODITY TOTAL		10,700			10,700		TOTAL DE MARCHANDISE
NON-FERROUS MET. SCRAP	OTHER	1			1	AUTRE	DECHETS METAL. NON FER.
SLAG, DROSS, BY-PRODUCTS	ITALY	19,436			19,436	ITAL	POUS. GUEUL. SCOR. PROD.
ASBESTOS	ITALY			2,804	2,804	ITAL	AMIANTE
	PANAM	12			12	PANAM	
	OTHER	85			85	AUTRE	
COMMODITY TOTAL		97		2,804	2,901		TOTAL DE MARCHANDISE
STONE, CRUDE NES	OTHER	644			644	AUTRE	PIERRE BRUTE NDA
SULPHUR IN ORES	GREEK			66,611	66,611	GRECC	SOUFRE EN MINERAL
	ITALY			16,800	16,800	ITAL	
	NORW			43,513	43,513	NORV	
	LIBER			108,296	108,296	LIBER	
COMMODITY TOTAL				235,220	235,220		TOTAL DE MARCHANDISE
COTTON, TEXTILE WASTE	ITALY			164	164	ITAL	DECHETS DE COTON, TEXT.
	LIBER			42	42	LIBER	
	PANAM	22			22	PANAM	
COMMODITY TOTAL		22		206	228		TOTAL DE MARCHANDISE
LUMBER AND TIMBER	U K	1,363			1,363	R U	BOIS D'OEUVRE ET CHARP.
	GER			3,648	3,648	ALL	
	ITALY			7,064	7,064	ITAL	
	LIBER			9,206	9,206	LIBER	
	JAPAN			388	388	JAPON	
	OTHER	47		6,590	6,637	AUTRE	
COMMODITY TOTAL		1,410		26,896	28,306		TOTAL DE MARCHANDISE
VENEER, PLYWOOD	GER			61	61	ALL	PLACAGES, CENTRE-PLAC.
	ITALY			7	7	ITAL	
	LIBER			48	48	LIBER	

TABLE 1. CARGOES LOADED AT CANADIAN PORTS FOR FOREIGN COUNTRIES.

TABLEAU 1. MARCHANDISES CHARGÉES DANS LES PORTS CANADIENS A DESTINATION DE PAYS ÉTRANGERS.

COUNTRY OF DESTINATION AND KIND OF CARGO	REGISTRY OF VESSEL	ATLANTIC ATLANTIQUE	GREAT LAKES GRANDS LACS	PACIFIC PACIFIQUE	TOTAL TOTAL	IMMATIC. DU NAVIRE	PAYS DE DESTINATION ET MARCHANDISE
ITALY							ITALIE
COMMODITY TOTAL							TOTAL DE MARCHANDISE
PULP	U K	42,081		116	116		PATE
	DENMK	5,375		5,128	47,209	R U	
	GER	9,155		1,092	10,247	ALL	
	GREEK			1,270	1,270	GREGO	
	ITALY	2,290		64,232	66,522	ITAL	
	NETH	1,329			1,329	P-BAS	
	NORW			40,287	40,287	NORV	
	LIBER	6,118		13,811	19,929	LIBER	
	JAPAN			8,146	8,146	JAPON	
	OTHER	37,498	1,924	13,634	53,056	AUTRE	
COMMODITY TOTAL		103,846	1,924	147,600	253,370		TOTAL DE MARCHANDISE
BLDG.PAPER AND BOARD	NORW			2,819	2,819	NORV	PLAQ.CONSTR.,PAP/CART.
TEXTILE FAB.MTL NES	ITALY			100	100	ITAL	OUVR.EN MAT.TEXT.NDA
	LIBER			68	68	LIBER	
COMMODITY TOTAL				168	168		TOTAL DE MARCHANDISE
INORGANIC CHEMS. NES	OTHER	9		3	12	AUTRE	PROD.CHIM.INORG.NDA
POTASH	DOTHER			15,500	15,500	AUTRE	POTASSE
PLASTIC MATERIALS	OTHER	21			21	AUTRE	MATIERES PLASTIQUES
PIG IRON	LIBER	38,416			38,416	LIBER	FER EN GUEUSE
PLATE & SHEET STEEL	ITALY		14,560		14,560	ITAL	TOLES,FEUILLES DACIER
	OTHER		2,335		2,335	AUTRE	
COMMODITY TOTAL			16,895		16,895		TOTAL DE MARCHANDISE
STRUCTURAL SHAPES	OTHER	675	950		1,625	AUTRE	PROFILES DE CONSTRUCT.
ALUMINUM	GER	2,780			2,780	ALL	ALUMINIUM
	PANAM	2,974			2,974	PANAM	
	OTHER	8,096			8,096	AUTRE	
COMMODITY TOTAL		13,850			13,850		TOTAL DE MARCHANDISE
LEAD AND ALLOYS	LIBER			332	332	LIBER	PLOMB ET ALLIAGES
	DOTHER	1,112			1,112	AUTRE	
COMMODITY TOTAL		1,112		332	1,444		TOTAL DE MARCHANDISE
NICKEL AND ALLOYS	ITALY			118	118	ITAL	NICKEL ET ALLIAGES
ZINC AND ALLOYS	ITALY			218	218	ITAL	ZINC ET ALLIAGES
	OTHER	3,248		51	3,299	AUTRE	
COMMODITY TOTAL		3,248		269	3,517		TOTAL DE MARCHANDISE
NON-FERROUS METALS NES	ITALY			24	24	ITAL	METAUX NON-FERREUX NDA
BUILDING BRICK, CLAY	OTHER	3			3	AUTRE	BRIQ.A BATIR ARGILE
BRICKS,TILES NES	OTHER	51			51	AUTRE	BRIQUES,TUILES NDA
CEMENT	OTHER	322			322	AUTRE	CIMENT
NON-MET.MIN.BASIC PROD	ITALY			1	1	ITAL	PROD.MIN.NON-MET.BASE
MACHINERY NES	ITALY			10	10	ITAL	MACHINES NDA
	PANAM	45			45	PANAM	
	OTHER	34	116	86	236	AUTRE	
COMMODITY TOTAL		79	116	96	291		TOTAL DE MARCHANDISE
PASS.AUTOS AND CHASSIS	ITALY			1	1	ITAL	VOITURES PART.,CHASSIS
	NORW	7			7	NORV	
	OTHER	1			1	AUTRE	
COMMODITY TOTAL		8		1	9		TOTAL DE MARCHANDISE
TRUCKS AND CHASSIS	NORW	6			6	NORV	CAMIONS ET CHASSIS
MOTOR VEHICLE ENGINES	OTHER		1		1	AUTRE	MOTEURS DE VEH.AUTOM.
SHIPS,AIRCRAFT,MIS.VEH	OTHER	8			8	AUTRE	NAVIRES,AVIONS,VEH.OIV
RUBBER TIRES AND TUBES	OTHER		10		10	AUTRE	PNEUS, CHAMBRES A AIR
EQUIPMENT MISC.	ITALY			49	49	ITAL	MATERIEL DIVERS
	NETH		175		175	P-BAS	
	OTHER	10	1	6	17	AUTRE	
COMMODITY TOTAL		10	176	55	241		TOTAL DE MARCHANDISE
PERSONAL,HSEHOLD GOODS	ITALY			5	5	ITAL	ART.PERS.ET MENAGERS
	LIBER			1	1	LIBER	
	PANAM	7			7	PANAM	
	OTHER	7			9	AUTRE	
COMMODITY TOTAL		14		2	22		TOTAL DE MARCHANDISE
GENERAL CARGO	LIBER			1	1	LIBER	MARCHANDISES DIVERSES
	PANAM	2			2	PANAM	
	OTHER		1		1	AUTRE	
COMMODITY TOTAL		2	1	1	4		TOTAL DE MARCHANDISE
CONTAINERIZED FREIGHT	GER	15,533			15,533	ALL	FRET CONTENEURESE
	ITALY	18,122			18,122	ITAL	
	LIBER	9			9	LIBER	
	OTHER	28,829	1,707		30,536	AUTRE	
COMMODITY TOTAL		62,493	1,707		64,200		TOTAL DE MARCHANDISE
COUNTRY/REGION TOTAL		3,871,748*	93,235*	522,180*	4,487,163*		TOTAL DE PAYS/REGION
NETHERLANDS							PAYS-BAS
MEAT,FRESH OR FROZEN	U K			26	26	R U	VIANDE,FRAICHE / CONG.
	GER	87	31		118	ALL	
	OTHER	3			3	AUTRE	
COMMODITY TOTAL		90	31	26	147		TOTAL DE MARCHANDISE
MEAT,CURED	GER	24			24	ALL	VIANDE FUMEE OU SALEE
MEAT AND MEAT PREP.NES	GER		184		184	ALL	VIANDES ET PREP.NDA
FISH,FRESH OR FROZEN	U K			121	121	R U	POISSON,FRAIS OU CONG.
	DENMK			35	35	DANMK	
	GER	73		19	92	ALL	
	OTHER			27	27	AUTRE	
COMMODITY TOTAL		73		202	275		TOTAL DE MARCHANDISE

TABLE 1. CARGOES LOADED AT CANADIAN PORTS FOR FOREIGN COUNTRIES.

TABLEAU 1. MARCHANDISES CHARGÉES DANS LES PORTS CANADIENS A DESTINATION DE PAYS ÉTRANGERS.

COUNTRY OF DESTINATION AND KIND OF CARGO	REGISTRY OF VESSEL	ATLANTIC ATLANTIQUE	GREAT LAKES GRANDS LACS	PACIFIC PACIFIQUE	TOTAL TOTAL	IMMATIC. DU NAVIRE	PAYS DE DESTINATION ET MARCHANDISE
NETHERLANDS CONT. FISH,SALTED OR CURED FISH,CANNED	OTHER			3	3	AUTRE	PAYS-BAS SUITE
	GER			89	89	ALL	POISSON,SALE OU FUME
	GREEK			3	3	GRECO	POISSON EN BOITES
	NETH			22	22	P.BAS	
	OTHER			27	27	AUTRE	
COMMODITY TOTAL				141	141		TOTAL DE MARCHANDISE
SHELL FISH,NES	GER	3	19		22	ALL	MOLLUSQUES CRUST.,NDA
	NETH			45	45	P.BAS	
COMMODITY TOTAL		3	19	45	67		TOTAL DE MARCHANDISE
CHEESE	GER			20	21	ALL	FROMAGE
BARLEY	GER	3,777			3,777	ALL	ORGE
	LIBER	5,732			5,732	LIBER	
	OTHER	3,736			3,736	AUTRE	
COMMODITY TOTAL		13,245			13,245		TOTAL DE MARCHANDISE
CORN	U K	23,782			23,782	R U	MAIS
	DENMK	5,400			5,400	DANMK	
	GER	3,649			3,649	ALL	
	GREEK	29,629			29,629	GRECO	
	ITALY	7,500			7,500	ITAL	
	NORW	31,123			31,123	NORV	
	LIBER	62,053			62,053	LIBER	
	JAPAN	15,411			15,411	JAPON	
	PANAM	6,042			6,042	PANAM	
	OTHER	11,200			11,200	AUTRE	
COMMODITY TOTAL		195,789			195,789		TOTAL DE MARCHANDISE
OATS	U K	1,269			1,269	R U	AVOINE
	GER		8,968		8,968	ALL	
	GREEK		1,120		1,120	GRECO	
	SWEDN		2,599		2,599	SUEDE	
	LIBER			1,451	1,451	LIBER	
	OTHER	2,168	4,006		6,174	AUTRE	
COMMODITY TOTAL		3,437	16,693	1,451	21,581		TOTAL DE MARCHANDISE
RYE	GER	383	604		987	ALL	SEIGLE
	GREEK	3,399		605	4,004	GRECO	
	NORW	3,657			3,657	NORV	
	OTHER	1,551	1,800		3,351	AUTRE	
COMMODITY TOTAL		8,990	2,404	605	11,999		TOTAL DE MARCHANDISE
WHEAT	U K	58,642			58,642	R U	BLE
	DENMK	60,693			60,693	DANMK	
	GER	57,575			57,575	ALL	
	GREEK	123,612			123,612	GRECO	
	ITALY	15,200			15,200	ITAL	
	NETH	39,719			39,719	P.BAS	
	NORW	125,844			125,844	NORV	
	LIBER	117,369			117,369	LIBER	
	JAPAN	2,500			2,500	JAPON	
	PANAM	15,823			15,823	PANAM	
	OTHER	221,782			221,782	AUTRE	
COMMODITY TOTAL		838,759			838,759		TOTAL DE MARCHANDISE
CEREALS MILLED,NES	OTHER	15,456			15,456	AUTRE	CEREALES MOULUES,NDA
MACARONI,CEREAL PRDO.	GER	6			6	ALL	PATES ALIM.PRDD.CEREA
APPLES	NETH			334	334	P.BAS	POMMES
FRUITS, PREP. CANNED	GER	3	16		19	ALL	FRUITS PREP. EN BOITE
NUTS,EXC.OIL NUTS NES	OTHER			6	6	AUTRE	NOIX,SAUF OLEAG.NOA
VEGETABLES, DRIED	GER		1,701		1,701	ALL	LEGUMES, SECS
	OTHER	20			20	AUTRE	
COMMODITY TOTAL		20	1,701		1,721		TOTAL DE MARCHANDISE
VEGETABLE PREP.NES	GER	14	3		17	ALL	PREP. DE LEGUMES NDA
	OTHER	63			63	AUTRE	
COMMODITY TOTAL		77	3		80		TOTAL DE MARCHANDISE
SAUSAGE SKINS,CASINGS	GER	17			17	ALL	BOYAUX A SAUCISSES
	OTHER		2		2	AUTRE	
COMMODITY TOTAL		17	2		19		TOTAL DE MARCHANDISE
MISC.FOOD PREP.NES	GER	2	20	5	27	ALL	DIV.PREP.ALIM.NDA
HULLS,SCREENINGS,CHAFF	GER		3,933	7,056	10,989	ALL	ECOLURES,CRIBLURES,BAL
	GREEK		2,366	2,436	4,802	GRECO	
	SWEDN		1,829		1,829	SUEDE	
COMMODITY TOTAL			8,128	9,492	17,620		TOTAL DE MARCHANDISE
BRAN,SHORTS,MIDDLINGS	DENMK	3,920	3,024		6,944	DANMK	SON,ISSUES DE CEREALES
	GER		12,398		12,398	ALL	
	GREEK		948		948	GRECO	
	NORW		8,060		8,060	NORV	
	LIBER		6,668		6,668	LIBER	
COMMODITY TOTAL		3,920	31,098		35,018		TOTAL DE MARCHANDISE
GROUND CEREALS NES	U K	2,392			2,392	R U	CEREALES MOULUES NDA
	GREEK	19,040			19,040	GRECO	
COMMODITY TOTAL		21,432			21,432		TOTAL DE MARCHANDISE
DIL SEED MEAL,CAKE NES	GER		1,997		1,997	ALL	FAR.TOURT.OLEAG.NDA
	PANAM		2,468		2,468	PANAM	
	OTHER	3,015			3,015	AUTRE	
COMMODITY TOTAL		3,015	4,465		7,480		TOTAL DE MARCHANDISE
FEEDS,VEGETABLE ORIGIN	DENMK	31,238			31,238	DANMK	PROV.DORIGINE VEGETALE
	GER		3		3	ALL	
	NORW		1,249		1,249	NORV	
COMMODITY TOTAL		31,238	1,252		32,490		TOTAL DE MARCHANDISE
FEEDS OF ANIMAL ORIGIN	DENMK	1,373			1,373	DANMK	PROV.DORIGINE ANIMALE

TABLE 1. CARGOES LOADED AT CANADIAN PORTS FOR FOREIGN COUNTRIES.

TABLAU 1. MARCHANDISES CHARGÉES DANS LES PORTS CANADIENS A DESTINATION DE PAYS ÉTRANGERS.

COUNTRY OF DESTINATION AND KIND OF CARGO	REGISTRY OF VESSEL	ATLANTIC ATLANTIQUE	GREAT LAKES GRANDS LACS	PACIFIC PACIFIQUE	TOTAL TOTAL	IMMATIC. DU NAVIRE	PAYS DE DESTINATION ET MARCHANDISE	
NETHERLANDS CONT. CONC. COMPLETE FEEDS	GER		5,441	17,929	23,370	ALL	PAYS-BAS SUITE CONC., PROV. COMPLETES	
	GREEK		11,411	13,350	24,761	GRECQ		
	LIBER		3,920		3,920	LIBER		
	OTHER		1,568		1,568	AUTRE		
	COMMODITY TOTAL		22,340	31,279	53,619		TOTAL DE MARCHANDISE	
NON-ALCOHOLIC BEVERAGE WINES	GER		3		3	ALL	BOISSONS NON-ALCOOLIQ.	
	NETH			2	2	P.BAS	VINS	
	GER	15			15	ALL	BOISS. ALCOOL. DIST.	
	SWEDN	13			13	SUEDE	TABACS NDA	
	OTHER	20			20	AUTRE		
COMMODITY TOTAL		33			33	TOTAL DE MARCHANDISE		
RAW HIDES AND SKINS	GER	114			114	ALL	PEAUX ET CUIRS BRUT	
	SWEDN	17			17	SUEDE		
	OTHER		91		91	AUTRE		
	COMMODITY TOTAL		131	91	222		TOTAL DE MARCHANDISE	
	CRUDE ANIMAL PROD. NES SEEDS FOR SOWING NES	GER		321		321	ALL	PR. BRUTS DRIG. ANIM. NDA
COMMODITY TOTAL FLAXSEED	GER		2		2	ALL	GRAINES DE SEMENCE NOA	
	OTHER			18	18	AUTRE		
	COMMODITY TOTAL		2	18	20		TOTAL DE MARCHANDISE	
	MUSTARD SEED	GER		16,786		16,786	ALL	GRAINE DE LIN
		GREEK	2,130	20,373	21,545	44,048	GRECQ	
NORW		3,696			3,696	NORV		
SWEDN		701	9,296		9,997	SUEDE		
LIBER		13,764	14,810	38,102	66,676	LIBER		
OTHER	9,666	37,614		47,280	AUTRE			
COMMODITY TOTAL		29,957	98,879	59,647	188,483		TOTAL DE MARCHANDISE	
RAPESEED	GER		11,487		11,487	ALL	GRAINE DE MOUTARDE	
	GREEK		2,068		2,068	GRECQ		
	NORW		273		273	NORV		
	OTHER	41	13,611		13,652	AUTRE		
	COMMODITY TOTAL		41	27,439	10,052	37,532		TOTAL DE MARCHANDISE
SOYA BEANS	GER	1,000	15,037		16,037	ALL	GRAINE DE COLZA	
	GREEK	6,071	38,996		45,067	GRECQ		
	NORW		12,649		12,649	NORV		
	SWEDN		5,565		5,565	SUEDE		
	LIBER	1,232		1,176	2,408	LIBER		
PANAM		6,056		6,056	PANAM			
OTHER	15,136	9,818		24,954	AUTRE			
COMMODITY TOTAL		23,439	88,121	1,176	112,736		TOTAL DE MARCHANDISE	
OIL SEEDS, NUTS NES	DENMK	7,213			7,213	DANMK	GRAINE DE SOYA	
	GREEK	5,700			5,700	GRECQ		
	NORW	5,564			5,564	NORV		
	LIBER	859			859	LIBER		
	PANAM	3,292			3,292	PANAM		
OTHER	5,200			5,200	AUTRE			
COMMODITY TOTAL		27,828	976		27,828		TOTAL DE MARCHANDISE	
LOGS BDLTS, ROUND TIMBER	GREEK		976		976	GRECQ	GRAINES, NOIX OLEAG. NDA	
	OTHER			2,196	2,196	AUTRE		
	COMMODITY TOTAL		976	2,196	3,172		TOTAL DE MARCHANDISE	
	PULPWOOD	GER	625			625	ALL	BILLES
		GER			19	19	ALL	BILLOTS, BOIS RONDS
SWEDN		877			877	SUEDE		
COMMODITY TOTAL			877	19	896		TOTAL DE MARCHANDISE	
COPPER ORE AND CONC. IRON ORE AND CONC.		GER	14,488			14,488	ALL	BOIS A PATE
	NORW	2,055			2,055	NORV		
	OTHER	18,066			18,066	AUTRE		
	COMMODITY TOTAL		34,609		34,609		TOTAL DE MARCHANDISE	
	LEAD ORE AND CONC. TITANIUM ORE	GER			1,372	1,372	ALL	MINERAI, CONC. CUIVRE
U K		325,082			325,082	R U	MINERAI, CONC. DE FER	
GER		1,136,352			1,136,352	ALL		
GREEK		80,808			80,808	GRECQ		
NORW		619,575			619,575	NORV		
LIBER		531,846			531,846	LIBER		
JAPAN		54,802			54,802	JAPON		
OTHER		473,507			473,507	AUTRE		
COMMODITY TOTAL			3,221,972			3,221,972	TOTAL DE MARCHANDISE	
ZINC ORE AND CONC.		GER			441	441	ALL	MINERAI, CONC. DE PLOMB
	OTHER			285	285	AUTRE		
	COMMODITY TOTAL			726	726		TOTAL DE MARCHANDISE	
	ORES AND CONC. NES	DENMK	20,944			20,944	DANMK	MINERAI DE TITANE
		GER	13,200			13,200	ALL	
GREEK		124,768			124,768	GRECQ		
NORW		35,056			35,056	NORV		
LIBER		112,448			112,448	LIBER		
OTHER	29,680			29,680	AUTRE			
COMMODITY TOTAL		336,096			336,096	TOTAL DE MARCHANDISE		
ORES AND CONC. NES	U K	10,715			10,715	R U	MINERAI, CONC. DE ZINC	
	GER	137,254		13,318	150,572	ALL		
	GREEK	17,561			17,561	GRECQ		
	NORW	5,936			5,936	NORV		
	PANAM	7,112			7,112	PANAM		
	OTHER	5,930			5,930	AUTRE		
	COMMODITY TOTAL		184,508		13,318	197,826	TOTAL DE MARCHANDISE	
	OTHER	GER		387		387	ALL	MINERAIS ET CONC. NDA
		OTHER			219	219	AUTRE	
		COMMODITY TOTAL		387	272	659		TOTAL DE MARCHANDISE

TABLE 1. CARGOES LOADED AT CANADIAN PORTS FOR FOREIGN COUNTRIES.

TABLEAU 1. MARCHANDISES CHARGÉES DANS LES PORTS CANADIENS A DESTINATION DE PAYS ÉTRANGERS.

COUNTRY OF DESTINATION AND KIND OF CARGO	REGISTRY OF VESSEL	ATLANTIC ATLANTIQUE	GREAT LAKES GRANDS LACS	PACIFIC PACIFIQUE	TOTAL TOTAL	IMMATIC. DU NAVIRE	PAYS DE DESTINATION ET MARCHANDISE
NETHERLANDS CONT. NON-FERRDUS MET. SCRAP	GER DTHR		1,022		1,022	ALL AUTRE	PAYS-BAS DECHETS METAL. NON FER.
COMMODITY TOTAL			1,022	41	1,063		TOTAL DE MARCHANDISE POUR. GUEUL. SCOR. PROD.
SLAG, DROSS, BY-PRODUCTS	U K	75,394			75,394	R U	
	GER	112,109	143		112,252	ALL	
	GREEK	4,462			4,462	GRECC	
COMMODITY TOTAL		191,965	143		192,108		TOTAL DE MARCHANDISE AMIANTE
ASBESTOS	GER	1,750		5,912	7,662	ALL	
	NETH			792	792	P.BAS	
	OTHER	2,046		2,276	4,322	AUTRE	
COMMODITY TOTAL		26,239		8,980	12,776		TOTAL DE MARCHANDISE MATIERES ARGIL. NDA
CLAY MATERIALS NES	NORV				26,239	NORV	SOUFRE EN MINERAL
SULPHUR IN ORES	GREEK			27,832	27,832	GRECC	DEMI-PROD. CADUTCHOU
RUBBER FAB. MATERIALS	GER			1	1	ALL	BOIS D'OEUVRE ET CHARP.
LUMBER AND TIMBER	DENMK			7,448	7,448	DANMK	
	GER	278		1,168	1,446	ALL	
	GREEK			2,710	2,710	GRECC	
	NORV			19,879	19,879	NORV	
	SWEDN	1,126		1,983	3,109	SUEDE	
	LIBER			2,611	2,611	LIBER	
	DTHR	1,909	443	10,658	13,010	AUTRE	
COMMODITY TOTAL		3,313	443	46,457	50,213		TOTAL DE MARCHANDISE BARDEAUX, BARD. FACADE
SHINGLES AND SHAKES	NORV			1,773	1,773	NORV	
	SWEDN			213	213	SUEDE	
	LIBER			853	853	LIBER	
	OTHER			11	11	AUTRE	
COMMODITY TOTAL				2,850	2,850		TOTAL DE MARCHANDISE PLACAGES, CONTRE-PLAQ.
VENEER, PLYWOOD	DENMK			2,623	2,623	DANMK	
	GER			2,581	2,581	ALL	
	GREEK			3,213	3,213	GRECC	
	NETH			18	18	P.BAS	
	NORV			16,361	16,361	NORV	
	SWEDN			2,415	2,415	SUEDE	
	LIBER			1,328	1,328	LIBER	
	DTHR			5,890	5,890	AUTRE	
COMMODITY TOTAL				34,429	34,429		TOTAL DE MARCHANDISE DEMI-PRODUITS EN BOIS
WOOD FAB. MATERIALS	GER		598		598	ALL	PATE
PULP	U K	7,221		12,356	19,577	R U	
	GER	898		11,894	12,792	ALL	
	GREEK			3,525	3,525	GRECC	
	NETH			1,023	1,023	P.BAS	
	NORV			60,302	60,302	NORV	
	SWEDN	615			615	SUEDE	
	LIBER			18,642	18,642	LIBER	
	OTHER	4,510		32,978	37,488	AUTRE	
COMMODITY TOTAL		13,244		140,720	153,964		TOTAL DE MARCHANDISE PAPIER JOURNAL
NEWSPRINT PAPER	U K	5,736			5,736	R U	
	GER	2,223			2,223	ALL	
	SWEDN	758			758	SUEDE	
	OTHER	27			27	AUTRE	
COMMODITY TOTAL		8,744			8,744		TOTAL DE MARCHANDISE CARTON
PAPERBOARD	U K	7,606			7,606	R U	
	GER		2		2	ALL	
COMMODITY TOTAL		7,606	2		7,608		TOTAL DE MARCHANDISE PLAQ. CONSTR., PAP/CART.
BLDG. PAPER AND BOARD	OTHER	629			629	AUTRE	OUVR. EN MAT. TEXT. NDA
TEXTILE FAB. MTL NES	GER	22	4		26	ALL	HUIL. ANIM. SAUF AN. MAR.
ANIMAL OILS, EXC. MARINE	ITALY	832			832	ITAL	
	NORV	831	652		1,483	NORV	
	LIBER	4,403	1,940		6,343	LIBER	
COMMODITY TOTAL		6,066	2,592		8,658		TOTAL DE MARCHANDISE HUIL. DE POISSON, AN. MAR
FISH, MARINE ANIMAL OIL	NORV	594			594	NORV	
	LIBER	2,075			2,075	LIBER	
COMMODITY TOTAL		2,669			2,669		TOTAL DE MARCHANDISE HUIL. MAT. GRAS. VEG. NDA
VEG. OILS, FATS NES	LIBER	1,103			1,103	LIBER	HUIL. MAT. GRAS. CIRE NDA
OILS, FATS, WAXES NES	NORV	547		1,279	2,379	NORV	
	LIBER		1,100	1,279	2,926	LIBER	
COMMODITY TOTAL		547	1,100	1,279	2,926		TOTAL DE MARCHANDISE SELS METALLIQUES
METALLIC SALTS	GER	4			4	ALL	PROD. CHIM. INDRG. NDA
INORGANIC CHEMS. NES	GER	169		68	237	ALL	PROD. CHIM. ORGAN. NDA
ORGANIC CHEMICALS NES	GER			40	40	ALL	
	ITALY	2,391	4,224		6,615	ITAL	
	NORV	5,445	1,840		7,285	NORV	
	LIBER	10,169	2,240		12,409	LIBER	
	OTHER	62			62	AUTRE	
COMMODITY TOTAL		18,067	8,344		26,411		TOTAL DE MARCHANDISE CADUTCHOU
SYNTHETIC RUBBER	GER	9	4,970		4,979	ALL	SYNTHETIQUE
	NORV		6,457		6,457	NORV	
COMMODITY TOTAL		9	11,427		11,436		TOTAL DE MARCHANDISE MATIERES PLASTIQUES
PLASTIC MATERIALS	GER	12			12	ALL	
	NORV		2,123		2,123	NORV	
	SWEDN	5			5	SUEDE	
	LIBER		4,480		4,480	LIBER	
	OTHER	94			94	AUTRE	
COMMODITY TOTAL		111	6,603		6,714		TOTAL DE MARCHANDISE PROD. CHIM. SPECIAUX NDA
CHEM. SPECIALITIES NES	LIBER	2,557			2,557	LIBER	ESSENCE
G.SOLINE	LIBER	3,238			3,238	LIBER	

TABLE 1. CARGOES LOADED AT CANADIAN PORTS FOR FOREIGN COUNTRIES.

TABLÉAU 1. MARCHANDISES CHARGÉES DANS LES PORTS CANADIENS A DESTINATION DE PAYS ÉTRANGERS.

COUNTRY OF DESTINATION AND KIND OF CARGO	REGISTRY OF VESSEL	ATLANTIC ATLANTIQUE	GREAT LAKES GRANDS LACS	PACIFIC PACIFIQUE	TOTAL TOTAL	IMMATIC. OU NAVIRE	PAYS DE DESTINATION ET MARCHANDISE
NETHERLANDS CONT.							PAYS-BAS SUITE
FUEL OIL	OTHER	19,610			19,610	AUTRE	MAZOUT
LUBRICATING OIL, GREASE	LIBER		878		878	LIBER	HUILE, GRAISSE LUBRIF.
COKE	NORV	32,480			32,480	NORV	COKE
	LIBER	69,015			69,015	LIBER	
	PANAM	39,774			39,774	PANAM	
COMMODITY TOTAL		141,269			141,269		TOTAL DE MARCHANDISE
PETROL, COAL PROD. NES	GER		1		1	ALL	DÉRIVÉ PETR. CHARB. NDA
	NORV		570		570	NORV	
	LIBER		1,350		1,350	LIBER	
	OTHER	43			43	AUTRE	
COMMODITY TOTAL		43	1,921		1,964		TOTAL DE MARCHANDISE
FERRO-ALLOYS	GER		355		355	ALL	FERRO-ALLIAGES
	OTHER	220			220	AUTRE	
COMMODITY TOTAL		220	355		575		TOTAL DE MARCHANDISE
PIG IRON	U K	35,408			35,408	R U	FER EN GUEUSE
	GER	16,800			16,800	ALL	
	GREEK	61,016			61,016	GREQC	
	OTHER	19,040			19,040	AUTRE	
COMMODITY TOTAL		132,264			132,264		TOTAL DE MARCHANDISE
BARNS AND RODS, STEEL	GER	220			220	ALL	BARRES ET TIGES ACIER
	SWEON	781			781	SUEDE	
	LIBER	2,747			2,747	LIBER	
	OTHER	1,564			1,564	AUTRE	
COMMODITY TOTAL		5,312			5,312		TOTAL DE MARCHANDISE
STRUCTURAL SHAPES ALUMINUM	GER		91		91	ALL	PROFILES DE CONSTRUCT. ALUMINIUM
	GER	6,029		774	6,803	ALL	
	GREEK	1,345			1,345	GREQC	
	SWEON	7,273		5,164	12,437	SUEDE	
	OTHER	2,505			2,505	AUTRE	
COMMODITY TOTAL		17,152		5,938	23,090		TOTAL DE MARCHANDISE
COPPER AND ALLOYS	GER	5,376			5,376	ALL	CUIVRE ET ALLIAGES
	SWEON	510			510	SUEDE	
	OTHER	1,322			1,322	AUTRE	
COMMODITY TOTAL		7,208			7,208		TOTAL DE MARCHANDISE
LEAD AND ALLOYS	GER			1,096	1,096	ALL	PLOMB ET ALLIAGES
	NETH			1,188	1,188	P. BAS	
	OTHER			86	86	AUTRE	
COMMODITY TOTAL				2,370	2,370		TOTAL DE MARCHANDISE
NICKEL AND ALLOYS	NETH			3	3	P. BAS	NICKEL ET ALLIAGES
	SWEON	382			382	SUEDE	
	OTHER			6	6	AUTRE	
COMMODITY TOTAL		382		9	391		TOTAL DE MARCHANDISE
ZINC AND ALLOYS	GREEK	552			552	GREQC	ZINC ET ALLIAGES
	SWEON	660			660	SUEDE	
COMMODITY TOTAL		1,212			1,212		TOTAL DE MARCHANDISE
NON-FERROUS METALS NES	GER		4,596		4,596	ALL	METAUX NON-FERREUX NDA
METAL FAB. BASIC PROD.	GER	392			392	ALL	OUVR. OE BASE EN METAL
	OTHER	22			22	AUTRE	
COMMODITY TOTAL		414			414		TOTAL DE MARCHANDISE
GLASS BASIC PRODUCTS	SWEON	66			66	SUEDE	OUVR. OE BASE EN VERRE
NON-MET. MIN. BASIC PROD	OTHER	324			324	AUTRE	PROD. MIN. NON-MET. BASE
TRACTORS	SWEON	16			16	SUEDE	TRACTEURS
MACHINERY NES	GER	56	475	49	580	ALL	MACHINES NDA
	NETH			8	8	P. BAS	
	SWEON	179		84	263	SUEDE	
	OTHER	51		4	55	AUTRE	
COMMODITY TOTAL		286	475	145	906		TOTAL DE MARCHANDISE
PASS. AUTOS AND CHASSIS	U K	1			1	R U	VOITURES PART., CHASSIS
	SWEON	198			198	SUEDE	
	OTHER	263			263	AUTRE	
COMMODITY TOTAL		462			462		TOTAL DE MARCHANDISE
TRUCKS AND CHASSIS	SWEON	8			8	SUEDE	CAMIONS ET CHASSIS
MOTDR VEHICLE ENGINES	NORV			1,421	1,421	NORV	MOTEURS DE VEH. AUTOM.
	SWEON	3			3	SUEDE	
	OTHER	2			2	AUTRE	
COMMODITY TOTAL		5		1,421	1,426		TOTAL DE MARCHANDISE
ROAD MOTDR VEH. NES	U K			4	4	R U	VEH. AUTOM. ROUTIERS NDA
SHIPS, AIRCRAFT, MIS. VEH	GER			3	3	ALL	NAVIRES, AVIONS, VEH. DIV
	SWEON	7			7	SUEDE	
	OTHER	76			76	AUTRE	
COMMODITY TOTAL		83		3	86		TOTAL DE MARCHANDISE
EQUIPMENT MISC.	LIBER	40	26		66	ALL	MATERIEL OUVERS
	PANAM		282		282	LIBER	
				2	2	PANAM	
COMMODITY TOTAL		40	308	2	350		TOTAL DE MARCHANDISE
PERSONAL, HOUSEHOLD GOODS	GER	5	16		21	ALL	ART. PERS. ET MENAGERS
	NETH			2	2	P. BAS	
	SWEON	11			11	SUEDE	
	OTHER			1	1	AUTRE	
COMMODITY TOTAL		16	16	3	35		TOTAL DE MARCHANDISE
MISC. END PRODUCTS NES	GER	26	2	1	29	ALL	PRODUITS FINIS DIV. NDA
	SWEON	1			1	SUEDE	
	OTHER	3		2	5	AUTRE	
COMMODITY TOTAL		30	2	3	35		TOTAL DE MARCHANDISE
GENERAL CARGO	GER	11	4		15	ALL	MARCHANDISES DIVERSES
	SWEON	4			4	SUEDE	

TABLE 1. CARGOES LOADED AT CANADIAN PORTS FOR FOREIGN COUNTRIES.

TABLEAU 1. MARCHANDISES CHARGÉES DANS LES PORTS CANADIENS A DESTINATION DE PAYS ÉTRANGERS.

COUNTRY OF DESTINATION AND KIND OF CARGO	REGISTRY OF VESSEL	ATLANTIC ATLANTIQUE	GREAT LAKES GRANDS LACS	PACIFIC PACIFIQUE	TOTAL TOTAL	IMMATIC. DU NAVIRE	PAYS DE DESTINATION ET MARCHANDISE
NETHERLANDS CONT.							PAYS-BAS SUITE
OTHER		2			2	AUTRE	
COMMODITY TOTAL		17	4		21		TOTAL DE MARCHANDISE
CONTAINERIZED FREIGHT	U K	253,952		780	254,732	R U	FRET CONTENEURESE
	DENMK			1,025	1,025	DANMK	
	GER	15,877	271		16,148	ALL	
	SWEDN	2,708		2,547	5,255	SUEDE	
	OTHER	2,501			2,501	AUTRE	
COMMODITY TOTAL		275,038	271	4,352	279,661		TOTAL DE MARCHANDISE
COUNTRY/REGION TOTAL		5,890,733*	345,836*	409,246*	6,645,815*		TOTAL DE PAYS/REGION
NORWAY							NORVEGE
FISH, FRESH OR FROZEN	DENMK	229			229	DANMK	POISSON, FRAIS OU CONG.
	GER			33	33	ALL	
	PANAM	2			2	PANAM	
COMMODITY TOTAL		231		33	264		TOTAL DE MARCHANDISE
FISH, SALTED OR CURED	DENMK	44			44	DANMK	POISSON, SALE OU FUME
	NORW	47			47	NORV	
	PANAM	355			355	PANAM	
COMMODITY TOTAL		446			446		TOTAL DE MARCHANDISE
BARLEY	NORW	3,600			3,600	NORV	ORGE
RYE	GREEK	4,500			4,500	GRECQ	SEIGLE
WHEAT	GER	6,580			6,580	ALL	BLE
	NORW	68,593			68,593	NORV	
	SWEDN	21,801			21,801	SUEDE	
	OTHER	19,400			19,400	AUTRE	
COMMODITY TOTAL		116,374			116,374		TOTAL DE MARCHANDISE
APPLES	GER			969	969	ALL	POMMES
	SWEON			51	51	SUEDE	
COMMODITY TOTAL				1,020	1,020		TOTAL DE MARCHANDISE
FRESH FRUITS, BERRIES	DENMK	250			250	DANMK	FRUITS, BAIES FRAIS
FRUITS, PREP. CANNED	GER		18		18	ALL	FRUITS PREP. EN BOITE
VEGETABLE PREP. NES	GER		11		11	ALL	PREP. DE LEGUMES NDA
SAUSAGE SKINS, CASINGS	GER		15		15	ALL	BOYAUX A SAUCISSES
	NORW		8		8	NORV	
COMMODITY TOTAL			23		23		TOTAL DE MARCHANDISE
MISC. FOOD PREP. NES	GER		31		31	ALL	DIV. PREP. ALIM. NDA
	NORW		41		41	NORV	
COMMODITY TOTAL			72		72		TOTAL DE MARCHANDISE
TOBACCO NES	GER				56	ALL	TABACS NDA
RAW HIDES AND SKINS	DENMK	110			110	DANMK	PEAUX ET CUIRS BRUT
SOYA BEANS	U K	3,360			3,360	R U	GRAINE DE SOYA
	OTHER	4,284			4,284	AUTRE	
COMMODITY TOTAL		7,644			7,644		TOTAL DE MARCHANDISE
NICKEL-COPPER ORE	NORW	89,485			89,485	NORV	MINER. DE CUIVRE-NICKEL
ZINC ORE AND CONC.	LIBER	6,119			6,119	LIBER	MINERAI, CONC. DE ZINC
ORES AND CONC. NES	NORW		2,700		2,700	NORV	MINERAIS ET CONC. NDA
PULP	NORW			4,592	4,592	NORV	PATE
BLOG. PAPER AND BOARD	SWEON	14			14	SUEDE	PLAQ. CONSTR., PAP/CART.
WET MACHINE BOARD	NORW		1		1	NORV	CARTON EN PATE PRESSE
FUEL OIL	NORW		468		468	NORV	MAZOUT
FERRO-ALLOYS	OTHER			7	7	AUTRE	FERRO-ALLIAGES
COPPER AND ALLOYS	NORW		3		3	NORV	CUIVRE ET ALLIAGES
MACHINERY NES	DENMK	2			2	DANMK	MACHINES NDA
	NETH	370			370	P. BAS	
	NORW	321			321	NORV	
COMMODITY TOTAL		693			693		TOTAL DE MARCHANDISE
PASS. AUTOS AND CHASSIS	NORV	1	3		4	NORV	VOITURES PART., CHASSIS
MOTOR VEHICLE ENGINES	GER		15		15	ALL	MOTEURS DE VEH. AUTOM.
SHIPS, AIRCRAFT, MIS. VEH	NORW		48		48	NORV	NAVIRES, AVIONS, VEH. DIV
PERSONAL, HOUSEHOLD GOODS	NORW	29			29	NORV	ART. PERS. ET MENAGERS
	OTHER			1	1	AUTRE	
COMMODITY TOTAL		29		1	30		TOTAL DE MARCHANDISE
CONTAINERS, CLOSURES	NORW	2			2	NORV	CONTENEURS, FERMETURES
COUNTRY/REGION TOTAL		229,498*	3,418*	5,653*	238,569*		TOTAL DE PAYS/REGION
PORTUGAL							PORTUGAL
FISH, CANNED	NETH			1	1	P. BAS	POISSON EN BOITES
CORN	GREEK	17,000			17,000	GRECQ	MATS
WHEAT	U K	17,136			17,136	R U	BLE
	GREEK	4,788			4,788	GRECQ	
	ITALY	10,080			10,080	ITAL	
COMMODITY TOTAL		32,004			32,004		TOTAL DE MARCHANDISE
WINES	OTHER			4	4	AUTRE	VINS
IRON ORE AND CONC	LIBER	73,532			73,532	LIBER	MINERAI, CONC. DE FER
IRON AND STEEL SCRAP	OTHER			23	23	AUTRE	DECHETS DE FER, D'ACIER
PULP	OTHER			25	25	AUTRE	PATE
PIG IRON	PANAM	2,352			2,352	PANAM	FER EN GUEUSE
NICKEL AND ALLOYS	GER			37	37	ALL	NICKEL ET ALLIAGES
	NETH			26	26	P. BAS	
	OTHER			46	46	AUTRE	
COMMODITY TOTAL				109	109		TOTAL DE MARCHANDISE
ZINC AND ALLOYS	GER			18	18	ALL	ZINC ET ALLIAGES

TABLE 1. CARGOES LOADED AT CANADIAN PORTS FOR FOREIGN COUNTRIES.

TABEAU 1. MARCHANDISES CHARGÉES DANS LES PORTS CANADIENS A DESTINATION DE PAYS ÉTRANGERS.

COUNTRY OF DESTINATION AND KIND OF CARGO	REGISTRY OF VESSEL	ATLANTIC ATLANTIQUE	GREAT LAKES GRANDS LACS	PACIFIC PACIFIQUE	TOTAL TOTAL	IMMATIC. OU NAVIRE	PAYS DE DESTINATION ET MARCHANDISE
PORTUGAL CONT.							
MACHINERY NES	NETH			2	2	P.BAS	PORTUGAL SUITE
RAILWAY ROLLING STOCK	DENMK	286			286	DANMK	MACHINES NDA
	GER	107			107	ALL	MAT.ROUL-DE CH.DE FER
COMMODITY TOTAL		393			393		TOTAL DE MARCHANDISE
EQUIPMENT MISC.	GER	1,622			1,622	ALL	MATERIEL DIVERS
PERSONAL,HOUSEHOLD GOODS	GER			3	3	ALL	ART.PERS.ET MENAGERS
	NETH			3	3	P.BAS	
	OTHER			1	1	AUTRE	
COMMODITY TOTAL				7	7		TOTAL DE MARCHANDISE
CONTAINERIZED FREIGHT	GER	3,533			3,533	ALL	FRET CONTENEURESE
	ITALY	3,604			3,604	ITAL	
	OTHER	3,771			3,771	AUTRE	
COMMODITY TOTAL		10,908			10,908		TOTAL DE MARCHANDISE
COUNTRY/REGION TOTAL		137,811*	*	189*	138,000*		TOTAL DE PAYS/REGION
SPAIN							
CATTLE	LIBER	762			762	LIBER	ESPAGNE
LIVE ANIMALS, NES	LIBER	1			1	LIBER	BOVINS
MEAT, FRESH OR FROZEN	ITALY			2	2	ITAL	ANIMAUX VIVANTS, NDA
MEAT AND MEAT PREP. NES	LIBER			5	5	LIBER	VIANDE, FRAICHE / CONG.
	OTHER	147			147	AUTRE	VIANDES ET PRÉP. NDA
COMMODITY TOTAL		147		5	152		TOTAL DE MARCHANDISE
BARLEY	U S A	21,504			21,504	E-U	ORGE
CORN	OTHER	7,314			7,314	AUTRE	MAIS
WHEAT	LIBER	21,000			21,000	LIBER	BLE
POTATOES	GER	461			461	ALL	POMMES DE TERRE
DIST. ALCOHOLIC BEV.	NETH			19	19	P.BAS	BOISS. ALCOOL. DIST.
RAW HIDES AND SKINS	OTHER	1,344			1,344	AUTRE	PEAUX ET CUIRS BRUT
CRUDE ANIMAL PROD. NES	OTHER	41			41	AUTRE	PR. BRUTS ORIG. ANIM. NDA
FLAXSEED	NORV		5,934		5,934	NORV	GRAINE DE LIN
	LIBER	5,140	4,740		9,880	LIBER	
COMMODITY TOTAL		5,140	10,674		15,814		TOTAL DE MARCHANDISE
RAPESEED	ITALY		12,768	1,157	1,157	ITAL	GRAINE DE COLZA
	LIBER		12,768		12,768	LIBER	
COMMODITY TOTAL			12,768	1,157	13,925		TOTAL DE MARCHANDISE
SOYA BEANS	GREEK	2,400			2,400	GRECQ	GRAINE DE SOYA
	NORV	21,056			21,056	NORV	
	CAN	6,700			6,700	CAN	
	OTHER	6,386	280		6,666	AUTRE	
COMMODITY TOTAL		36,542	280		36,822		TOTAL DE MARCHANDISE
PULPWOOD	U K	3,402			3,402	R U	BOIS A PATE
	NORV	1,477			1,477	NORV	
	OTHER	28,112			28,112	AUTRE	
COMMODITY TOTAL		32,991			32,991		TOTAL DE MARCHANDISE
TEXTILE FIBRES NES	OTHER	3			3	AUTRE	FIBRES TEXTILES NDA
IRON ORE AND CONC	GREEK	49,280			49,280	GRECQ	MINERAI, CONC. DE FER
	LIBER	78,904			78,904	LIBER	
	OTHER	394,125			394,125	AUTRE	
COMMODITY TOTAL		522,309			522,309		TOTAL DE MARCHANDISE
IRON AND STEEL SCRAP	GER	5,435	4,501		9,936	ALL	DECHETS DE FER, D'ACIER
	GREEK		2,555		2,555	GRECQ	
	NORV	4,480			4,480	NORV	
COMMODITY TOTAL		9,915	7,056		16,971		TOTAL DE MARCHANDISE
NON-FERROUS MET. SCRAP	GER	4,300			4,300	ALL	DECHETS METAL. NON FER.
ASBESTOS	ITALY			17	17	ITAL	AMIANTE
	LIBER			7	7	LIBER	
	OTHER	15,282			15,282	AUTRE	
COMMODITY TOTAL		15,282		24	15,306		TOTAL DE MARCHANDISE
STONE, CRUDE NES	OTHER	1,241			1,241	AUTRE	PIERRE BRUTE NDA
COTTON, TEXTILE WASTE	OTHER	295	5		300	AUTRE	DECHETS DE COTON, TEXT.
LUMBER AND TIMBER	U K				4,811	R U	BOIS D'OEUVRE ET CHARP.
	GER				400	ALL	
	GREEK				4,991	GRECQ	
	ITALY				74	ITAL	
	NETH				159	P.BAS	
	NORV				583	NORV	
	LIBER				363	LIBER	
	OTHER	312	185		497	AUTRE	
COMMODITY TOTAL		312	185	11,381	11,878		TOTAL DE MARCHANDISE
VENEER, PLYWOOD	GER				471	ALL	PLACAGES, CONTRE-PLAQ.
PULP	GREEK				582	GRECQ	PATE
	ITALY				12,173	ITAL	
	NORV				9,536	NORV	
	SWEON				5,753	SUEDE	
	LIBER				5,779	LIBER	
	OTHER	5,188			6,996	AUTRE	
COMMODITY TOTAL		5,188		35,631	40,819		TOTAL DE MARCHANDISE
NEWSPRINT PAPER	DENMK	1,575			1,575	DANMK	PAPIER JOURNAL
	GER	3,191			3,191	ALL	
	GREEK	2,207			2,207	GRECQ	
	SWEON	974			974	SUEDE	
	OTHER	5,104			5,104	AUTRE	
COMMODITY TOTAL		13,051			13,051		TOTAL DE MARCHANDISE
PAPERBOARD	DENMK	1,028			1,028	DANMK	CARTON

TABLE 1. CARGOES LOADED AT CANADIAN PORTS FOR FOREIGN COUNTRIES.

TABEAU 1. MARCHANDISES CHARGÉES DANS LES PORTS CANADIENS A DESTINATION DE PAYS ÉTRANGERS.

COUNTRY OF DESTINATION AND KIND OF CARGO	REGISTRY OF VESSEL	ATLANTIC ATLANTIQUE	GREAT LAKES GRANDS LACS	PACIFIC PACIFIQUE	TOTAL TOTAL	IMMATIC. DU NAVIRE	PAYS DE DESTINATION ET MARCHANDISE
SPAIN CONT.							
ANIMAL OILS, EXC. MARINE	OTHER	2,577			2,577	AUTRE	ESPAGNE SUITE
OILS, FATS, WAXES NES	OTHER	4			4	AUTRE	HUIL. ANIM. SAUF AN. MAR.
METALLIC SALTS	OTHER	268			268	AUTRE	HUIL. MAT. GRAS. CIRE NDA
ORGANIC CHEMICALS NES	OTHER	41			41	AUTRE	SELS METALLIQUES
SYNTHETIC RUBBER	OTHER	11			11	AUTRE	PROD. CHIM. ORGAN. NOA
CHEM. SPECIALTIES NES	DENMK	1,140			1,140	DANMK	CADUTCHOUQ SYNTHETIQUE
COKE	U K	51,932			51,932	R U	PROD. CHIM. SPECIAUX NDA
FERRO-ALLOYS	OTHER	207			207	AUTRE	COKE
PIG IRON	U K	8,122			8,122	R U	FERRO-ALLIAGES
	NORV	6,710			6,710	NORV	FER EN GUEUSE
COMMODITY TOTAL		14,832			14,832		TOTAL DE MARCHANDISE
PLATE & SHEET STEEL	U K		3,893		3,893	R U	TOLES, FEUILLES D'ACIER
	GREEK		12,579		12,579	GRECQ	
COMMODITY TOTAL			16,472		16,472		TOTAL DE MARCHANDISE
STRUCTURAL SHAPES	GREEK		9,500		9,500	GRECQ	PROFILES DE CONSTRUCT.
ALUMINUM	OTHER	2,546			2,546	AUTRE	ALUMINIUM
ZINC AND ALLOYS	OTHER	1			1	AUTRE	ZINC ET ALLIAGES
METAL FAB. BASIC PROD.	NETH			2	2	P. BAS	OUVR. OE BASE EN METAL
	PANAM		3,584		3,584	PANAM	
	OTHER	21	253		274	AUTRE	
COMMODITY TOTAL		21	3,837		3,860		TOTAL DE MARCHANDISE
GLASS BASIC PRODUCTS	NETH			77	77	P. BAS	OUVR. DE BASE EN VERRE
NON-MET. MIN. BASIC PROD	OTHER	200			200	AUTRE	PROD. MIN. NON-MET. BASE
MACHINERY NES	GER	73			73	ALL	MACHINES NDA
	ITALY			2	2	ITAL	
	NETH			6	6	P. BAS	
	OTHER	1,204	6		1,210	AUTRE	
COMMODITY TOTAL		1,277	6	8	1,291		TOTAL DE MARCHANDISE
MOTOR VEHICLE ENGINES	OTHER	13			13	AUTRE	MOTEURS DE VEH. AUTOM.
ROAD MOTOR VEH. NES	DENMK	1,117			1,117	DANMK	VEH. AUTOM. ROUTIERS NDA
SHIPS, AIRCRAFT, MIS. VEH	OTHER	1			1	AUTRE	NAVIRES, AVIONS, VEH. DIV
RUBBER TIRES AND TUBES	NETH			21	21	P. BAS	PNEUS, CHAMBRES A AIR
EQUIPMENT MISC.	NETH			4	4	P. BAS	MATERIEL DIVERS
	OTHER	33	165		198	AUTRE	
COMMODITY TOTAL		33	165	4	202		TOTAL DE MARCHANDISE
PERSONAL, HOUSEHOLD GOODS	ITALY			1	1	ITAL	ART. PERS. ET MENAGERS
	LIBER			1	1	LIBER	
	OTHER	160	1		161	AUTRE	
COMMODITY TOTAL		160	1	2	163		TOTAL DE MARCHANDISE
FIREARMS, AMMUNITION	OTHER	5			5	AUTRE	ARMES A FEU, MUNITIONS
CONTAINERS, CLOSURES	OTHER	6			6	AUTRE	CONTENEURS, FERMETURES
GENERAL CARGO	OTHER	64	1		65	AUTRE	MARCHANDISES DIVERSES
CONTAINERIZED FREIGHT	GER	2,946			2,946	ALL	FRET CONTENEURESE
	ITALY	4,126			4,126	ITAL	
	LIBER	12			12	LIBER	
	OTHER	10,838	47		10,885	AUTRE	
COMMODITY TOTAL		17,922	47		17,969		TOTAL DE MARCHANDISE
COUNTRY/REGION TOTAL		794,549*	60,997*	48,804*	904,350*		TOTAL DE PAYS/REGION
SWEEDEN							
FISH, FRESH OR FROZEN	U K			495	495	R U	SUEDE
	DENMK	110		128	238	DANMK	POISSON, FRAIS OU CONG.
	GER			177	177	ALL	
	NETH	247			247	P. BAS	
	NORV	461			461	NORV	
	SWEDN			799	799	SUEDE	
	PANAM	427			427	PANAM	
COMMODITY TOTAL		1,245		1,599	2,844		TOTAL DE MARCHANDISE
FISH, SALTED OR CURED	DENMK	187			187	DANMK	POISSON, SALE OU FUME
	GER			15	15	ALL	
	NETH	500			500	P. BAS	
	NORV	360			360	NORV	
	SWEDN			3	3	SUEDE	
	PANAM	112			112	PANAM	
COMMODITY TOTAL		1,159		18	1,177		TOTAL DE MARCHANDISE
SHELL FISH, NES	U K			19	19	R U	MOLLUSQUES CRUST., NOA
	NETH	392			392	P. BAS	
	SWEDN			57	57	SUEDE	
	OTHER	130			130	AUTRE	
COMMODITY TOTAL		522		76	598		TOTAL DE MARCHANDISE
APPLES	GER			446	446	ALL	POMMES
FRESH FRUITS, BERRIES	U K			38	38	R U	FRUITS, BAIES FRAIS
	NETH	210			210	P. BAS	
COMMODITY TOTAL		210		38	248		TOTAL DE MARCHANDISE
FEEDS OF ANIMAL ORIGIN	DENMK	1,272			1,272	DANMK	PROV. D'ORIGINE ANIMALE
TOBACCO NES	SWEDN	58			58	SUEDE	TABACS NDA
	OTHER	6			6	AUTRE	
COMMODITY TOTAL		64			64		TOTAL DE MARCHANDISE
ASBESTOS	SWEDN	26			26	SUEDE	AMIANTE
	OTHER	12			12	AUTRE	
COMMODITY TOTAL		38			38		TOTAL DE MARCHANDISE
WASTE AND SCRAP NES	NETH	329			329	P. BAS	DECHETS ET REBUTS NDA
	OTHER	100			100	AUTRE	
COMMODITY TOTAL		429			429		TOTAL DE MARCHANDISE

TABLE 1. CARGOES LOADED AT CANADIAN PORTS FOR FOREIGN COUNTRIES.

TABLÉAU 1. MARCHANDISES CHARGÉES DANS LES PORTS CANADIENS A DESTINATION DE PAYS ÉTRANGERS.

COUNTRY OF DESTINATION AND KIND OF CARGO	REGISTRY OF VESSEL	ATLANTIC ATLANTIQUE	GREAT LAKES GRANDS LACS	PACIFIC PACIFIQUE	TOTAL TOTAL	IMMATIC. DU NAVIRE	PAYS DE DESTINATION ET MARCHANDISE
SWEDEN CONT.							SUEDE SUITE
LUMBER AND TIMBER	SWEDN	212			212	SUEDE	BOIS DOEUVRE ET CHARP.
	OTHER	80			80	AUTRE	
COMMODITY TOTAL		292			292		TOTAL DE MARCHANDISE
VENEER, PLYWOOD	SWEDN	114			114	SUEDE	PLACAGES, CONTRE-PLAQ.
PULP	GER	2,500			2,500	ALL	PATE
	NORW			600	600	NORV	
COMMODITY TOTAL		2,500		600	3,100		TOTAL DE MARCHANDISE
BLDG. PAPER AND BOARD	SWEDN	48			48	SUEDE	PLAQ. CONSTR., PAP/CART.
	OTHER	54			54	AUTRE	
COMMODITY TOTAL		102			102		TOTAL DE MARCHANDISE
TEXTILE FAB. MTL NES	GER		2		2	ALL	OUVR. EN MAT. TEXT. NDA
SYNTHETIC RUBBER	NORW		34		34	NORV	CAOUTCHOUC SYNTHETIQUE
DYESTUFF, PIGMENT, PAINT	NORW		9		9	NORV	MAT. COLOR, PIG. PEINTURE
CHEM. SPECIALTIES NES	GER		2		2	ALL	PROD. CHIM. SPECTAUX NDA
LUBRICATING OIL, GREASE	NORW		7		7	NORV	HUILE, GRAISSE LUBRIF.
FERRO-ALLOYS	OTHER	344			344	AUTRE	FERRO-ALLIAGES
BARS AND RODS, STEEL	GER	497			497	ALL	BARRES ET TIGES ACIER
	SWEDN	251			251	SUEDE	
	OTHER	111			111	AUTRE	
COMMODITY TOTAL		859			859		TOTAL DE MARCHANDISE
PLATE & SHEET STEEL	SWEDN	214			214	SUEDE	TOLES, FEUILLES D'ACIER
STRUCTURAL SHAPES	SWEDN	158			158	SUEDE	PROFILES DE CONSTRUCT.
PIPES, TUBES: IRON, STEEL	GER		15		15	ALL	TUYAUX, TUBES: FER, ACIER
	NORW		14		14	NORV	
	OTHER		29		29	AUTRE	
COMMODITY TOTAL		110			110		TOTAL DE MARCHANDISE
WIRE	OTHER	110			110	AUTRE	FIL METALLIQUE
ALUMINUM	NORW		13		13	NORV	ALUMINIUM
	SWEDN	358			358	SUEDE	
	OTHER	290			290	AUTRE	
COMMODITY TOTAL		648			661		TOTAL DE MARCHANDISE
COPPER AND ALLOYS	SWEDN	221	13		221	SUEDE	CUIVRE ET ALLIAGES
	OTHER	1,679			1,679	AUTRE	
COMMODITY TOTAL		1,900			1,900		TOTAL DE MARCHANDISE
NICKEL AND ALLOYS	OTHER	5			5	AUTRE	NICKEL ET ALLIAGES
GLASS BASIC PRODUCTS	SWEDN	398			398	SUEDE	OUVR. DE BASE EN VERRE
	OTHER	151			151	AUTRE	
COMMODITY TOTAL		549			549		TOTAL DE MARCHANDISE
TRACTORS	GER		657		657	ALL	TRACTEURS
	SWEDN	3			3	SUEDE	
COMMODITY TOTAL		3	657		660		TOTAL DE MARCHANDISE
MACHINERY NES	GER	42	17		59	ALL	MACHINES NDA
	SWEDN	206			206	SUEDE	
	OTHER	11			11	AUTRE	
COMMODITY TOTAL		259	17		276		TOTAL DE MARCHANDISE
PASS. AUTOS AND CHASSIS	U K	11			11	R U	VOITURES PART., CHASSIS
	GER	4			4	ALL	
	SWEDN	43			43	SUEDE	
	OTHER	91			91	AUTRE	
COMMODITY TOTAL		149			149		TOTAL DE MARCHANDISE
TRUCKS AND CHASSIS	OTHER	182			182	AUTRE	CAMIONS ET CHASSIS
MOTOR VEHICLE ENGINES	GER	54			54	ALL	MOTEURS DE VEH. AUTOM.
	NORW		13		13	NORV	
	SWEDN	236			236	SUEDE	
	OTHER	74			74	AUTRE	
COMMODITY TOTAL		364	13		377		TOTAL DE MARCHANDISE
ROAD MOTOR VEH. NES	SWEDN			1	1	SUEDE	VEH. AUTOM. ROUTIERS NDA
EQUIPMENT MISC.	GER		8		8	ALL	MATERIEL DIVERS
PERSONAL, HOUSEHOLD GOODS	NORW		11		11	NORV	ART. PERS. ET MENAGERS
	SWEDN	1			1	SUEDE	
COMMODITY TOTAL		1	11		12		TOTAL DE MARCHANDISE
CONTAINERS, CLOSURES	U K	132			132	R U	CONTENEURS, FERMETURES
	GER	174			174	ALL	
	SWEDN	5			5	SUEDE	
	OTHER	26			26	AUTRE	
COMMODITY TOTAL		337			337		TOTAL DE MARCHANDISE
MISC. END PRODUCTS NES	U K	1,975			1,975	R U	PRODUITS FINIS DIV. NDA
	GER	1,464	8		1,472	ALL	
	SWEDN	44			44	SUEDE	
COMMODITY TOTAL		3,483	8		3,491		TOTAL DE MARCHANDISE
GENERAL CARGO	SWEDN	32			32	SUEDE	MARCHANDISES DIVERSES
	OTHER	2			2	AUTRE	
COMMODITY TOTAL		34			34		TOTAL DE MARCHANDISE
CONTAINERIZED FREIGHT	U K	28,384		786	29,170	R U	FRET CONTENEURESE
	DENMK			930	930	DANMK	
	GER	14,045			14,045	ALL	
	SWEDN	10,831		1,975	12,806	SUEDE	
	OTHER	3,455			3,455	AUTRE	
COMMODITY TOTAL		56,715		3,691	60,406		TOTAL DE MARCHANDISE
COUNTRY/REGION TOTAL		74,261*	810*	6,469*	81,540*		TOTAL DE PAYS/REGION
ALBANIA							ALBANIE
WHEAT	GREEK	77,883			77,883	GRECQ	BLE
	SWEDN	14,964			14,964	SUEDE	
	OTHER	62,546			62,546	AUTRE	
COMMODITY TOTAL		155,393			155,393		TOTAL DE MARCHANDISE
COUNTRY/REGION TOTAL		155,393*	*	*	155,393*		TOTAL DE PAYS/REGION

TABLE 1. CARGOES LOADED AT CANADIAN PORTS FOR FOREIGN COUNTRIES.

TABLEAU 1. MARCHANDISES CHARGÉES DANS LES PORTS CANADIENS A DESTINATION DE PAYS ÉTRANGERS.

COUNTRY OF DESTINATION AND KIND OF CARGO	REGISTRY OF VESSEL	ATLANTIC ATLANTIQUE	GREAT LAKES GRANDS LACS	PACIFIC PACIFIQUE	TOTAL TOTAL	IMMATIC. DU NAVIRE	PAYS DE DESTINATION ET MARCHANDISE
BULGARIA							BULGARIE
VEGETABLES, DRIED	OTHER	3,815			3,815	AUTRE	LEGUMES, SECS
COUNTRY/REGION TOTAL		3,815*	*	*	3,815*		TOTAL DE PAYS/REGION
POLAND							POLOGNE
FISH, FRESH OR FROZEN	PANAM	865			865	PANAM	POISSON, FRAIS OU CONG.
FISH, SALTED OR CURED	NETH	230			230	P.BAS	POISSON, SALE OU FUME
	PANAM	92			92	PANAM	
COMMODITY TOTAL		322			322		TOTAL DE MARCHANDISE
BARLEY	U K	40,754			40,754	R U	ORGE
	GER	7,824			7,824	ALL	
	GREEK	65,401			65,401	GRECQ	
	OTHER	103,085			103,085	AUTRE	
COMMODITY TOTAL		217,064			217,064		TOTAL DE MARCHANDISE
WHEAT	GER	8,610			8,610	ALL	BLE
	GREEK	35,297			35,297	GRECQ	
	OTHER	58,550			58,550	AUTRE	
COMMODITY TOTAL		102,457			102,457		TOTAL DE MARCHANDISE
DIST. ALCOHOLIC BEV.	OTHER		3		3	AUTRE	BOISS. ALCOOL. DIST.
RAW HIDES AND SKINS	OTHER	1,094	39		1,133	AUTRE	PEAUX ET CUIRS BRUT
SEEDS FOR SOWING NES	OTHER		15		15	AUTRE	GRAINES DE SEMENCE NDA
ZINC ORE AND CONC.	GER	7,534			7,534	ALL	MINERAI, CONC. OE ZINC
	OTHER	14,130			14,130	AUTRE	
COMMODITY TOTAL		21,664			21,664		TOTAL DE MARCHANDISE
ASBESTOS	OTHER	1,083			1,083	AUTRE	AMIANTE
PULP	GER			1,941	1,941	ALL	PATE
	PANAM			1,276	1,276	PANAM	
	OTHER			1,323	1,323	AUTRE	
COMMODITY TOTAL				4,540	4,540		TOTAL DE MARCHANDISE
TEXTILE FAB. MTL NES	OTHER	2			2	AUTRE	OUVR. EN MAT. TEXT. NDA
PLASTIC MATERIALS	OTHER	2			2	AUTRE	MATIERES PLASTIQUES
NICKEL AND ALLOYS	OTHER		3		3	AUTRE	NICKEL ET ALLIAGES
BRICKS, TILES NES	OTHER	575			575	AUTRE	BRIQUES, TUILLES NDA
TRACTORS	OTHER		1		1	AUTRE	TRACTEURS
MACHINERY NES	OTHER	2	7		9	AUTRE	MACHINES NDA
PASS. AUTOS AND CHASSIS	OTHER		2		2	AUTRE	VOITURES PART., CHASSIS
MOTOR VEHICLE ENGINES	OTHER		2		2	AUTRE	MOTEURS DE VEH. AUTOM.
PERSONAL, HSEHOLD GOODS	OTHER	5	25		30	AUTRE	ART. PERS. ET MENAGERS
CONTAINERS, CLOSURES	OTHER	26			26	AUTRE	CONTENEURS, FERMETURES
MISC. END PRODUCTS NES	OTHER	12	8		20	AUTRE	PRODUITS FINIS DIV. NDA
GENERAL CARGO	OTHER	1	1		2	AUTRE	MARCHANDISES DIVERSES
CONTAINERIZED FREIGHT	OTHER	196	226		422	AUTRE	FRET CONTENEURESE
COUNTRY/REGION TOTAL		345,370*	332*	4,540*	350,242*		TOTAL DE PAYS/REGION
ROUMANIA							ROUMANIE
BARLEY	GREEK	6,140			6,140	GRECQ	ORGE
RYE	LIBER	9,412		4,497	13,909	LIBER	SEIGLE
	OTHER	5,712	28,815		34,527	AUTRE	
COMMODITY TOTAL		15,264	28,815	4,497	48,576		TOTAL DE MARCHANDISE
RAW HIDES AND SKINS	OTHER	294			294	AUTRE	PEAUX ET CUIRS BRUT
ASBESTOS	OTHER	6,547			6,547	AUTRE	AMIANTE
PULP	ITALY			6,055	6,055	ITAL	PATE
COKE	U K	27,862			27,862	R U	COKE
PERSONAL, HSEHOLD GOODS	OTHER	1			1	AUTRE	ART. PERS. ET MENAGERS
COUNTRY/REGION TOTAL		55,968*	28,815*	10,552*	95,335*		TOTAL DE PAYS/REGION
USSR - EUROP.							URSS - EURDP.
CATTLE	GER	384			384	ALL	BOVINS
FISH, CANNED	OTHER	9			9	AUTRE	POISSON EN BOITES
BARLEY	U K	5,023			5,023	R U	ORGE
	GREEK	22,781			22,781	GRECQ	
	ITALY	43,828			43,828	ITAL	
	NORW	5,914			5,914	NORV	
	LIBER	88,934			88,934	LIBER	
	OTHER	483,910		728	484,638	AUTRE	
COMMODITY TOTAL		650,390		728	651,118		TOTAL DE MARCHANDISE
CORN	U K	120,015			120,015	R U	MAIS
	DENMK	30,939			30,939	DANMK	
	GREEK	167,303			167,303	GRECQ	
	ITALY	65,452			65,452	ITAL	
	NETH	10,976			10,976	P.BAS	
	NORW	7,109			7,109	NORV	
	SWEDN	34,367			34,367	SUEDE	
	LIBER	151,656			151,656	LIBER	
	CAN	11,172			11,172	CAN	
	OTHER	86,991			86,991	AUTRE	
COMMODITY TOTAL		685,980			685,980		TOTAL DE MARCHANDISE
RYE	U K	11,648			11,648	R U	SEIGLE
	DENMK	12,062			12,062	DANMK	
	GREEK	7,455			7,455	GRECQ	
	NORW	10,516			10,516	NORV	

TABLE 1. CARGOES LOADED AT CANADIAN PORTS FOR FOREIGN COUNTRIES.

TABLAU 1. MARCHANDISES CHARGÉES DANS LES PORTS CANADIENS A DESTINATION DE PAYS ÉTRANGERS.

COUNTRY OF DESTINATION AND KIND OF CARGO	REGISTRY OF VESSEL	ATLANTIC ATLANTIQUE	GREAT LAKES GRANDS LACS	PACIFIC PACIFIQUE	TOTAL TOTAL	IMMATIC. DU NAVIRE	PAYS DE DESTINATION ET MARCHANDISE
USSR - EUROP. CONT.							URSS - EUROP. SUITE
	LIBER	28,928			28,928	LIBER	
	OTHER	81,774			81,774	AUTRE	
COMMODITY TOTAL		161,383			161,383		TOTAL DE MARCHANDISE
WHEAT	U K	60,316		26,040	86,356	R U	BLE
	GER	79,843			79,843	ALL	
	GREEK	158,920			158,920	GREQO	
	ITALY	105,981			105,981	ITAL	
	NORW	46,487			46,487	NORW	
	LIBER	422,013			422,013	LIBER	
	OTHER	1,707,231		102,747	1,809,978	AUTRE	
COMMODITY TOTAL		2,580,791		128,787	2,709,578		TOTAL DE MARCHANDISE
SAUSAGE SKINS,CASINGS	OTHER	420			420	AUTRE	BOYAUX A SAUCISSES
DIST.ALCOHOLIC BEV.	OTHER	17			17	AUTRE	BOISS.ALCOOL.DIST.
CIGARETTES	OTHER	115			115	AUTRE	CIGARETTES
TOBACCO NES	OTHER	39			39	AUTRE	TABACS NOA
RAW HIDES AND SKINS	OTHER	556			556	AUTRE	PEAUX ET CUIRS BRUT
SEEDS FOR SOWING NES	OTHER	2			2	AUTRE	GRAINES DE SEMENCE NDA
MUSTARD SEED	OTHER	27			27	AUTRE	GRAINE DE MOUTAROE
SOYA BEANS	GREEK	21,840			21,840	GREQO	GRAINE DE SOYA
	SWEDN	7,112			7,112	SUEDE	
	OTHER	31,584			31,584	AUTRE	
COMMOOITY TOTAL		60,536			60,536		TOTAL DE MARCHANDISE
NURSERY, GREENHSE STOCK	OTHER	5			5	AUTRE	PROD.PEPINIERE, SERRE
ORES AND CONC.NES	OTHER	298			298	AUTRE	MINERAIS ET CONC.NDA
STONE, CRUDE NES	OTHER		81		81	AUTRE	PIERRE BRUTE NDA
CRUDE NON-MET.MIN.NES	OTHER	130			130	AUTRE	MIN.NON-MET.BRUTS NDA
LEATHER	OTHER	629			629	AUTRE	CUIR
PULP	GER			832	832	ALL	PATE
TEXTILE FAB.MTL NES	OTHER	322			322	AUTRE	OUVR.EN MAT.TEXT.NDA
INORGANIC CHEMS. NES	OTHER	56			56	AUTRE	PROD.CHIM.INORG.NDA
ORGANIC CHEMICALS NES	OTHER	318			318	AUTRE	PROD.CHIM.ORGAN.NDA
AGRICULTURAL CHEMICALS	OTHER	17			17	AUTRE	PROD.CHIM.AGRICOLES
SYNTHETIC RUBBER	OTHER	2			2	AUTRE	CABOTCHOUC SYNTHETIQUE
PLASTIC MATERIALS	OTHER	436			436	AUTRE	MATIERES PLASTIQUES
CHEM.SPECIALTIES NES	OTHER	341			341	AUTRE	PROD.CHIM.SPECIAUX NOA
COAL TAR,PITCH	OTHER	91			91	AUTRE	GOUDRON,BRAI DE BOUIL.
PETROL.COAL PROD.NES	OTHER	7			7	AUTRE	DERIVE PETR.CHARB.NDA
CASTINGS,FORGINGS	OTHER		72		72	AUTRE	MOUL.PIECES FORGEES
PLATE & SHEET STEEL	OTHER	4	10,052		10,056	AUTRE	TOLES,FEUILLES DACIER
STRUCTURAL SHAPES	OTHER	4,687			4,687	AUTRE	PROFILES DE CONSTRUCT.
ALUMINIUM	OTHER	1,248			1,248	AUTRE	ALUMINIUM
METAL FAB.BASIC PROD.	OTHER	3			3	AUTRE	OUVR.DE BASE EN METAL
BRICKS,TILES NES	OTHER	2,676			2,676	AUTRE	BRIQUES,TUILES NOA
ASBESTOS BASIC PROD.	OTHER	297			297	AUTRE	OUVR.DE BASE AMIANTE
NON-MET.MIN.BASIC PROD	OTHER	3	93		96	AUTRE	PROD.MIN.NON-MET.BASE
MISC.FABRICATED PROD.	OTHER	297			297	AUTRE	OUVRAGES DIVERS
TRACTORS	OTHER	18,281			18,281	AUTRE	TRACTEURS
MACHINERY NES	OTHER	34,172	1,396		35,568	AUTRE	MACHINES NDA
TRUCKS AND CHASSIS	OTHER	27			27	AUTRE	CAMIONS ET CHASSIS
MOTOR VEHICLE ENGINES	OTHER	9			9	AUTRE	MOTEURS DE VEH.AUTOM.
ROAD MOTOR VEH. NES	OTHER	353			353	AUTRE	VEH.AUTOM.ROUTIERS NOA
SHIPS,AIRCRAFT,MIS.VEH	OTHER	4			4	AUTRE	NAVIRES,AVIONS,VEH.DIV
RUBBER TIRES AND TUBES	OTHER	524			524	AUTRE	PNEUS, CHAMBRES A AIR
EQUIPMENT MISC.	OTHER	418			418	AUTRE	MATERIEL DIVERS
PERSONAL,HOUSEHOLD GOODS	OTHER	6	261		267	AUTRE	ART.PERS.ET MENAGERS
CONTAINERS,CLOSURES	OTHER	17			17	AUTRE	CONTENEURS,FERMETURES
MISC. END PRODUCTS NES	OTHER	601	27		628	AUTRE	PRODUITS FINIS DIV.NDA
GENERAL CARGO	OTHER	3			3	AUTRE	MARCHANDISES DIVERSES
CONTAINERIZED FREIGHT	OTHER	340	108		448	AUTRE	FRET CONTENEURESE
COUNTRY/REGION TOTAL		4,207,271*	12,090*	130,347*	4,349,708*		TOTAL DE PAYS/REGION
YUGOSLAVIA							YUGOSLAVIE
DAIRY PROD.EGGS,HONEY	OTHER	660			660	AUTRE	PROD.LAIT.,OEUFs,MIEL
WHEAT	LIBER	28,448			28,448	LIBER	BLE
VEGETABLES, DRIED	OTHER		441		441	AUTRE	LEGUMES, SECS
SUGAR, NES	LIBER	12,937			12,937	LIBER	SUCRE, NDA
MISC.FOOD PREP.NES	OTHER	330			330	AUTRE	DIV.PREP.ALIM.NDA
WINES	OTHER	13			13	AUTRE	VINS
DIST.ALCOHOLIC BEV.	OTHER	2			2	AUTRE	BOISS.ALCOOL.DIST.
RAW HIDES AND SKINS	OTHER	166			166	AUTRE	PEAUX ET CUIRS BRUT
CRUDE ANIMAL PROD.NES	OTHER	140			140	AUTRE	PR.BRUTS ORIG.ANIM.NDA
SEEDS FOR SOWING NES	OTHER	1			1	AUTRE	GRAINES DE SEMENCE NOA
LOGS	OTHER	38	65		103	AUTRE	BILLES
WOOL AND ANIMAL HAIR	OTHER	1			1	AUTRE	LAINES,POILS DANIMAL
TEXTILE FIBRES NES	OTHER	12			12	AUTRE	FIBRES TEXTILES NOA
ASBESTOS	OTHER	1,299		2	1,301	AUTRE	AMIANTE
STONE, CRUDE NES	OTHER	600			600	AUTRE	PIERRE BRUTE NDA
PHOSPHATE ROCK	PANAM	4,516			4,516	PANAM	ROCHE PHOSPHATEE
COTTON,TEXTILE WASTE	OTHER	2			2	AUTRE	DECHETS DE COTON,TEXT.
WOOD FAB.MATERIALS	OTHER	1			1	AUTRE	DEMI-PRODUITS EN BOIS
PULP	OTHER	13,197		5,425	18,622	AUTRE	PATE
NEWSPRINT PAPER	OTHER			12	12	AUTRE	PAPIER JOURNAL
TEXTILE FAB.MTL NES	OTHER		3		3	AUTRE	OUVR.EN MAT.TEXT.NDA
INORGANIC CHEMS. NES	OTHER	22		6	28	AUTRE	PROD.CHIM.INORG.NDA

TABLE 1. CARGOES LOADED AT CANADIAN PORTS FOR FOREIGN COUNTRIES.

TABLEAU 1. MARCHANDISES CHARGÉES DANS LES PORTS CANADIENS A DESTINATION DE PAYS ÉTRANGERS.

COUNTRY OF DESTINATION AND KIND OF CARGO	REGISTRY OF VESSEL	ATLANTIC ATLANTIQUE	GREAT LAKES GRANDS LACS	PACIFIC PACIFIQUE	TOTAL TOTAL	IMMATIC. OU NAVIRE	PAYS DE DESTINATION ET MARCHANDISE
YUGOSLAVIA	CONT.						YUGOSLAVIE
ORGANIC CHEMICALS NES	OTHER		44		44	AUTRE	SUITE
AGRICULTURAL CHEMICALS	OTHER	11			11	AUTRE	PROD.CHIM.ORGAN.NDA
DYESTUFF,PIGMENT,PAINT	OTHER		22		22	AUTRE	PROD.CHIM.AGRICOLES
PIG IRON	GER	9,584			9,584	ALL	MAT.COLOR.PIG.PEINTURE
PRIMARY IRON,STEEL NES	OTHER		22		22	AUTRE	FER EN GUEUSE
ALUMINUM	OTHER	529			529	AUTRE	FER,ACIER PRIMAIR.NDA
NON-FERROUS METALS NES	OTHER	1			1	AUTRE	ALUMINIUM
METAL FAB.BASIC PROD.	OTHER	58			58	AUTRE	MET.AUX.NON-FERREUX NDA
MACHINERY NES	NETH		5		5	P.BAS	OUVR.DE BASE EN METAL
	OTHER	126	2	7	135	AUTRE	MACHINES NDA
COMMODITY TOTAL		126	7	7	140		TOTAL DE MARCHANDISE
RAILWAY ROLLING STOCK	DENMK	2,227	1,550		3,777	DANMK	MAT.ROUL.DE CH.DE FER
	NETH		4,382		4,382	P.BAS	
	OTHER	29			29	AUTRE	
COMMODITY TOTAL		2,256	5,932		8,188		TOTAL DE MARCHANDISE
TRUCKS AND CHASSIS	DENMK	515			515	DANMK	CAMIONS ET CHASSIS
MOTDR VEHICLE ENGINES	OTHER		80		80	AUTRE	MOTEURS DE VEH.AUTOM.
ROAD MOTOR VEH. NES	OTHER	72			72	AUTRE	VEH.AUTOM.ROUTIERS NDA
RUBBER TIRES AND TUBES	OTHER		5		5	AUTRE	PNEUS, CHAMBRES A AIR
PERSONAL,HSEHOLD GOODS	OTHER	30	10	2	42	AUTRE	ART.PERS.ET MENAGERS
MISC. END PRODUCTS NES	OTHER	18	3		21	AUTRE	PRODUITS FINIS DIV.NDA
GENERAL CARGO	OTHER	22			22	AUTRE	MARCHANDISES DIVERSES
COUNTRY/REGION TOTAL		75,607*	6,634*	5,454*	87,695*		TOTAL DE PAYS/REGION
ADEN							ADEN
MILK POWDER	GREEK	10			10	GREGQ	LAIT EN POWDRE
WHEAT	GREEK	961			961	GREGQ	BLE
WHEAT FLOUR	GREEK	892			892	GREGQ	FARINE DE BLE
ASBESTOS	OTHER	177			177	AUTRE	AMIANTE
COUNTRY/REGION TOTAL		2,040*	*	*	2,040*		TOTAL DE PAYS/REGION
CYPRUS							CHYPRE
FISH,CANNED	DENMK	15			15	DANMK	POISSON EN BOITES
BARLEY	GREEK	15,504			15,504	GREGQ	ORGE
	ITALY	15,145			15,145	ITAL	
	LIBER	24,711			24,711	LIBER	
	OTHER	1,626			1,626	AUTRE	
COMMODITY TOTAL		56,986			56,986		TOTAL DE MARCHANDISE
WHEAT	NORV	15,500			15,500	NORV	BLE
WHEAT FLOUR	OTHER	999			999	AUTRE	FARINE DE BLE
VEGETABLES, ORIED	OTHER	44			44	AUTRE	LEGUMES, SECS
SUGAR, NES	OTHER	1,644			1,644	AUTRE	SUCRE, NDA
LUMBER AND TIMBER	OTHER			8	8	AUTRE	BOIS D'OEUVRE ET CHARP.
PERSONAL,HSEHOLD GOODS	OTHER	13			14	AUTRE	ART.PERS.ET MENAGERS
CONTAINERS,CLOSURES	OTHER	197			197	AUTRE	CONTENEURS,FERMETURES
COUNTRY/REGION TOTAL		75,398*	*	9*	75,407*		TOTAL DE PAYS/REGION
TRUCIAL STATES							ETATS, TRAITE
TITANIUM ORE	OTHER	10,662			10,662	AUTRE	MINERAI DE TITANE
METAL FAB.BASIC PROD.	GREEK	5			5	GREGQ	OUVR.DE BASE EN METAL
COUNTRY/REGION TOTAL		10,667*	*	*	10,667*		TOTAL DE PAYS/REGION
ETHIOPIA							ETHIOPIE
WHEAT	LIBER			2,400	2,400	LIBER	BLE
WHEAT FLOUR	LIBER			2,400	2,400	LIBER	FARINE DE BLE
LUMBER AND TIMBER	LIBER			2,402	2,402	LIBER	BOIS D'OEUVRE ET CHARP.
COUNTRY/REGION TOTAL		*	*	7,202*	7,202*		TOTAL DE PAYS/REGION
IRAN							IRAN
MILK POWDER	OTHER	405			405	AUTRE	LAIT EN POWDRE
BARLEY	GREEK			44,262	44,262	GREGQ	ORGE
	LIBER	29,604			29,604	LIBER	
COMMODITY TOTAL		29,604		44,262	73,866		TOTAL DE MARCHANDISE
MACARONI,CEREAL PROD.	OTHER	2			2	AUTRE	PATES ALIM.PROD.CEREAL
MISC.FOOD PREP.NES	NETH				2	P.BAS	DIV.PREP.ALIM.NDA
	NORV				2	NORV	
COMMODITY TOTAL				4	4		TOTAL DE MARCHANDISE
LEAD ORE AND CDNC.	OTHER	551			551	AUTRE	MINERAI,CONC.OE PLOMB
TITANIUM ORE	OTHER	17,640			17,640	AUTRE	MINERAI DE TITANE
ASBESTOS	NETH			664	664	P.BAS	AMIANTE
	OTHER	8,510			8,510	AUTRE	
COMMODITY TOTAL		8,510		664	9,174		TOTAL DE MARCHANDISE
LUMBER AND TIMBER	NETH			448	448	P.BAS	BOIS D'OEUVRE ET CHARP.
U K		560			560	R U	PATE
PULP	NETH			2,060	2,060	P.BAS	
	NORV			1,145	1,145	NORV	

TABLE 1. CARGOES LOADED AT CANADIAN PORTS FOR FOREIGN COUNTRIES.

TABLEAU 1. MARCHANDISES CHARGÉES DANS LES PORTS CANADIENS A DESTINATION DE PAYS ÉTRANGERS.

COUNTRY OF DESTINATION AND KIND OF CARGO	REGISTRY OF VESSEL	ATLANTIC ATLANTIQUE	GREAT LAKES GRANDS LACS	PACIFIC PACIFIQUE	TOTAL TOTAL	IMMATIC. OU NAVIRE	PAYS DE DESTINATION ET MARCHANDISE
IRAN CONT.							IRAN SUITE
COMMODITY TOTAL	LIBER	2,286			2,286	LIBER	
PAPER NES	OTHER	2,846		3,205	6,051	AUTRE	TOTAL DE MARCHANDISE PAPIER NDA CARTON
PAPERBOARD	U K	1,120		1,102	1,102	R U	
	LIBER	3,944			3,944	LIBER	
COMMODITY TOTAL		5,064			5,064		TOTAL DE MARCHANDISE
TEXTILE FAB.MTL NES	OTHER	13			13	AUTRE	OUVR.EN MAT.TEXT.NDA
ANIMAL OILS,EXC.MARINE	NDRW			672	672	NDRW	HUIL.ANIM.SAUF AN.MAR.
OILS,FATS,WAXES NES	NETH			93	93	P.BAS	HUIL.MAT.GRAS.CIRE NDA
ORGANIC CHEMICALS NES	GREEK	1,494			1,494	GRECQ	PROD.CHIM.ORGAN.NDA
	NETH			29	29	P.BAS	
COMMODITY TOTAL		1,494		29	1,523		TOTAL DE MARCHANDISE
PLASTIC MATERIALS	OTHER		1		1	AUTRE	MATIERES PLASTIQUES
FERRO-ALLOYS	OTHER	3,462			3,462	AUTRE	FERRO-ALLIAGES
PRIMARY IRON,STEEL NES	OTHER	6,623			6,623	AUTRE	FER,ACIER PRIMAIR.NDA
PLATE & SHEET STEEL	OTHER	1,716			1,716	AUTRE	TOLES,FEUILLES D'ACIER
STRUCTURAL SHAPES	U K	5,567			5,567	R U	PROFILES DE CONSTRUCT.
COPPER AND ALLOYS	OTHER	452			452	AUTRE	CUIVRE ET ALLIAGES
METAL FAB.BASIC PROD.	NETH			3	3	P.BAS	OUVR.DE BASE EN METAL
BUILDING BRICK, CLAY	OTHER	61			61	AUTRE	BRIQ.A BATIR ARGILE
CEMENT	OTHER	65			65	AUTRE	CIMENT
MACHINERY NES	NORW			8	8	NORV	MACHINES NDA
	OTHER	133	1		134	AUTRE	
COMMODITY TOTAL		133	1	8	142		TOTAL DE MARCHANDISE
TRUCKS AND CHASSIS	NETH			22	22	P.BAS	CAMIONS ET CHASSIS
MOTOR VEHICLE ENGINES	OTHER	20			20	AUTRE	MOTEURS DE VEH.AUTOM.
EQUIPMENT MISC.	NORW			18	18	NORV	MATERIEL DIVERS
	OTHER	2			2	AUTRE	
COMMODITY TOTAL		2		18	20		TOTAL DE MARCHANDISE
PERSONAL,HOUSEHOLD GOODS	NETH			5	5	P.BAS	ART.PERS.ET MENAGERS
	NDRW			2	2	NORV	
	OTHER	35			35	AUTRE	
COMMODITY TOTAL		35		7	42		TOTAL DE MARCHANDISE
COUNTRY/REGION TOTAL		84,265*	2*	50,537*	134,804*		TOTAL DE PAYS/REGION
IRAQ							IRAQ
WHEAT	GER	10,000			10,000	ALL	BLE
	GREEK	18,100			18,100	GRECQ	
	NDRW	34,815			34,815	NORV	
	OTHER	6,000			6,000	AUTRE	
COMMODITY TOTAL		68,915			68,915		TOTAL DE MARCHANDISE
ASBESTOS	NETH			677	677	P.BAS	AMIANTE
COTTON,TEXTILE WASTE	OTHER	223			223	AUTRE	DECHETS DE COTON,TEXT.
NEWSPRINT PAPER	LIBER			2,227	2,227	LIBER	PAPIER JOURNAL
MISC. END PRODUCTS NES	OTHER	4			4	AUTRE	PRODUITS FINIS DIV.NDA
COUNTRY/REGION TOTAL		69,142*	*	2,904*	72,046*		TOTAL DE PAYS/REGION
ISRAEL							ISRAEL
DAIRY PROD,EGGS,HDNEY	GREEK			44	44	GRECQ	PROD.LAIT.,OEUF,MIEL
BARLEY	U K	142,095			142,095	R U	ORGE
	U S A	23,328			23,328	E-U	
	OTHER	98,240			98,240	AUTRE	
COMMODITY TOTAL		263,663			263,663		TOTAL DE MARCHANDISE
CORN	U K	16,979			16,979	R U	MAIS
	OTHER	14,300			14,300	AUTRE	
COMMODITY TOTAL		31,279			31,279		TOTAL DE MARCHANDISE
WHEAT	LIBER	16,951			16,951	LIBER	BLE
	OTHER	82,269			82,269	AUTRE	
COMMODITY TOTAL		99,220			99,220		TOTAL DE MARCHANDISE
LEAD ORE AND CONC.	OTHER	53			53	AUTRE	MINERA,CONC.DE PLOMB
ASBESTOS	GREEK			2,000	2,000	GRECQ	AMIANTE
	OTHER	517			517	AUTRE	
COMMODITY TOTAL		517		2,000	2,517		TOTAL DE MARCHANDISE
CRUDE NON-MET.MIN.NES	OTHER	49			49	AUTRE	MIN.NON-MET.BRUTS NDA
PULP	GREEK			231	231	GRECQ	PATE
ORGANIC CHEMICALS NES	OTHER	55			55	AUTRE	PROD.CHIM.ORGAN.NDA
STRUCTURAL SHAPES	OTHER	540			540	AUTRE	PROFILES DE CONSTRUCT.
ALUMINUM	OTHER	337			337	AUTRE	ALUMINIUM
COPPER AND ALLOYS	OTHER	53			53	AUTRE	CUIVRE ET ALLIAGES
ZINC AND ALLOYS	OTHER	380			380	AUTRE	ZINC ET ALLIAGES
MACHINERY NES	GREEK			1	1	GRECQ	MACHINES NDA
	OTHER	202			202	AUTRE	
COMMODITY TOTAL		202		1	203		TOTAL DE MARCHANDISE
PERSONAL,HOUSEHOLD GOODS	GREEK			13	13	GRECQ	ART.PERS.ET MENAGERS
GENERAL CARGO	OTHER	184			184	AUTRE	MARCHANDISES DIVERSES
CONTAINERIZED FREIGHT	LIBER	38			38	LIBER	FRET CONTENEUREUSE
	OTHER	23,562			23,562	AUTRE	
COMMODITY TOTAL		23,600			23,600		TOTAL DE MARCHANDISE
COUNTRY/REGION TOTAL		420,134*	*	3,289*	423,423*		TOTAL DE PAYS/REGION

TABLE 1. CARGES LOADED AT CANADIAN PORTS FOR FOREIGN COUNTRIES.

TABLEAU 1. MARCHANDISES CHARGÉES DANS LES PORTS CANADIENS A DESTINATION DE PAYS ÉTRANGERS.

COUNTRY OF DESTINATION AND KIND OF CARGO	REGISTRY OF VESSEL	ATLANTIC ATLANTIQUE	GREAT LAKES GRANDS LACS	PACIFIC PACIFIQUE	TOTAL TOTAL	IMMATIC. DU NAVIRE	PAYS DE DESTINATION ET MARCHANDISE
JORDAN							
MILK POWDER	GREEK	272			272	GRECQ	JORDANIE
VEGETABLES, DRIED	GREEK	562			562	GRECQ	LAIT EN POWDRE
MACHINERY NES	GREEK	2			2	GRECQ	LEGUMES, SECS
COUNTRY/REGION TOTAL		836*	*	*	836*		TOTAL DE PAYS/REGION
KUWAIT							
MISC. FOOD PREP. NES	NORW			1	1	NORV	KUWAIT
LUMBER AND TIMBER	NETH			1,460	1,460	P.BAS	DIV. PREP. ALIM. NDA
ASBESTOS BASIC PRDD.	NETH			50	50	P.BAS	BOIS D'OEUVRE ET CHARP.
COUNTRY/REGION TOTAL		*	*	1,511*	1,511*		TOTAL DE PAYS/REGION
LEBANON							
FISH, FRESH OR FROZEN	OTHER			12	12	AUTRE	LIBAN
CORN	GREEK	15,580			15,580	GRECQ	POISSON, FRAIS OU CONG.
WHEAT	GREEK	76,390			76,390	GRECQ	MAIS
	OTHER	32,752			32,752	AUTRE	BLE
COMMODITY TOTAL		109,142			109,142		TOTAL DE MARCHANDISE
WHEAT FLOUR	OTHER	5,749			5,749	AUTRE	FARINE DE BLE
MISC. FOOD PREP. NES	OTHER	63			63	AUTRE	DIV. PREP. ALIM. NDA
GROUND CEREALS NES	OTHER	8			8	AUTRE	CEREALES MOULUES NDA
DIST. ALCOHOLIC BEV.	OTHER		1		1	AUTRE	BOISS. ALCOOL. DIST.
RAW HIDES AND SKINS	OTHER	233			233	AUTRE	PEAUX ET CUIRS BRUT
LOGS	OTHER			28	28	AUTRE	BILLES
ASBESTOS	OTHER	1,441		1,326	2,767	AUTRE	AMIANTE
COTTON, TEXTILE WASTE	OTHER	23			23	AUTRE	DECHETS DE COTON, TEXT.
LUMBER AND TIMBER	OTHER			11	11	AUTRE	BOIS D'OEUVRE ET CHARP.
NEWSPRINT PAPER	OTHER	1,079			1,079	AUTRE	PAPIER JOURNAL
PAPER NES	OTHER	260			260	AUTRE	PAPIER NDA
PAPERBOARD	LIBER			549	549	LIBER	CARTON
	OTHER	639			639	AUTRE	
COMMODITY TOTAL		639		549	1,188		TOTAL DE MARCHANDISE
TEXTILE FAB. MTL NES	OTHER	15			15	AUTRE	OUVR. EN MAT. TEXT. NDA
FERTILIZERS NES	GREEK	9,665			9,665	GRECQ	ENGRAIS CHIMIQUE NDA
	NORW	16,478			16,478	NORV	
	LIBER	13,233			13,233	LIBER	
	OTHER	49,942			49,942	AUTRE	
COMMODITY TOTAL		89,318			89,318		TOTAL DE MARCHANDISE
PLASTIC MATERIALS	OTHER	82			82	AUTRE	MATIERES PLASTIQUES
CASTINGS, FORGINGS	OTHER	13			13	AUTRE	MOL. PIÈCES FORGÉES
PLATE & SHEET STEEL	OTHER	427	100		527	AUTRE	TOLES, FEUILLES D'ACIER
STRUCTURAL SHAPES	OTHER	41			41	AUTRE	PROFILES DE CONSTRUCT.
PIPES, TUBES, IRON, STEEL	OTHER	37			37	AUTRE	TUYAUX, TUBES, FER, ACIER
ALUMINUM	OTHER	3,308			3,308	AUTRE	ALUMINIUM
COPPER AND ALLOYS	OTHER	680	110		790	AUTRE	CUIVRE ET ALLIAGES
METAL FAB. BASIC PROD.	OTHER	3			3	AUTRE	OUVR. DE BASE EN METAL
BRICKS, TILES NES	OTHER	275			275	AUTRE	BRICKS, TUILES NDA
MISC. FABRICATED PROD.	OTHER	27			27	AUTRE	OUVRAGES DIVERS
MACHINERY NES	OTHER	541			541	AUTRE	MACHINES NDA
MOTOR VEHICLE ENGINES	OTHER	23			23	AUTRE	MOTEURS DE VEH. AUTOM.
EQUIPMENT MISC.	OTHER	255	5		260	AUTRE	MATERIEL DIVERS
PERSONAL, HSEHOLD GOODS	OTHER	57		3	60	AUTRE	ART. PERS. ET MENAGERS
MISC. END PRODUCTS NES	OTHER	9	275		284	AUTRE	PRODUITS FINIS DIV. NDA
GENERAL CARGO	OTHER	220			220	AUTRE	MARCHANDISES DIVERSES
CONTAINERIZED FREIGHT	OTHER	5			5	AUTRE	FRET CONTENEURESE
COUNTRY/REGION TOTAL		229,553*	491*	1,929*	231,973*		TOTAL DE PAYS/REGION
LIBYA							
WHEAT	OTHER	10,252			10,252	AUTRE	LIBYE
LUMBER AND TIMBER	U K	416			416	R U	BLE
	NORW	1,626			1,626	NORV	BOIS D'OEUVRE ET CHARP.
	OTHER	879	2,338		3,217	AUTRE	
COMMODITY TOTAL		2,921	2,338		5,259		TOTAL DE MARCHANDISE
FERTILIZERS NES	NETH			12	12	P.BAS	ENGRAIS CHIMIQUE NDA
PLATE & SHEET STEEL	U K	54			54	R U	TOLES, FEUILLES D'ACIER
STRUCTURAL SHAPES	NORW	78			78	NORV	PROFILES DE CONSTRUCT.
MACHINERY NES	NORW	488			488	NORV	MACHINES NDA
TRUCKS AND CHASSIS	OTHER	212			212	AUTRE	CAMIONS ET CHASSIS
MOTOR VEHICLE ENGINES	U K	238			238	R U	MOTEURS DE VEH. AUTOM.
MISC. END PRODUCTS NES	U K	992			992	R U	PRODUITS FINIS DIV. NDA
COMMODITY TOTAL	NORW	3,204			3,204	NORV	TOTAL DE MARCHANDISE
CONTAINERIZED FREIGHT	NORW	4,196			4,196	NORV	FRET CONTENEURESE
		488			488	NORV	
COUNTRY/REGION TOTAL		18,927*	2,338*	12*	21,277*		TOTAL DE PAYS/REGION
SAUDI ARABIA							
MILK POWDER	GREEK	70			70	GRECQ	ARABIE SAOUDIT
WHEAT	U K	11,760			11,760	R U	LAIT EN POWDRE
	GREEK	1,608			1,608	GRECQ	BLE

TABLE 1. CARGOES LOADED AT CANADIAN PORTS FOR FOREIGN COUNTRIES.

TABLEAU 1. MARCHANDISES CHARGEES DANS LES PORTS CANADIENS A DESTINATION DE PAYS ETRANGERS.

COUNTRY OF DESTINATION AND KIND OF CARGO	REGISTRY OF VESSEL	ATLANTIC ATLANTIQUE	GREAT LAKES GRANDS LACS	PACIFIC PACIFIQUE	TOTAL TOTAL	IMMATIC. DU NAVIRE	PAYS DE DESTINATION ET MARCHANDISE
SAUDI ARABIA CONT.							ARABIE SAOUDIT SUITE
	NETH			1,912	1,912	P.BAS	
	NORW			3,339	3,339	NORV	
	LIBER			6,658	6,658	LIBER	
	OTHER	10,000			10,000	AUTRE	
COMMODITY TOTAL				11,909	35,277		TOTAL DE MARCHANDISE
WHEAT FLOUR	GREEK	2,032			2,032	GRECQ	FARINE DE BLE
	LIBER			1,242	1,242	LIBER	
COMMODITY TOTAL		2,032		1,242	3,274		TOTAL DE MARCHANDISE
SUGAR, NES	OTHER	12,209			12,209	AUTRE	SUCRE, NOA
MISC. FOOD PREP. NES	U K	56			56	R U	DIV. PREP. ALIM. NDA
	NETH			2	2	P.BAS	
	LIBER			121	121	LIBER	
COMMODITY TOTAL		56		123	179		TOTAL DE MARCHANDISE
SEEDS FOR SOWING NES	NETH			644	644	P.BAS	GRAINES DE SEMENCE NDA
TITANIUM ORE	NORW	32,480			32,480	NORV	MINERAL DE TITANE
ZINC ORE AND CONC.	GER	496			496	ALL	MINERAL CDNC. DE ZINC
LUMBER AND TIMBER	LIBER			1,365	1,365	LIBER	BOIS D'OEUVRE ET CHARP.
VENEER, PLYWOOD	NETH			89	89	P.BAS	PLACAGES, CONTRE-PLAQ.
	NORW			80	80	NORV	
COMMODITY TOTAL				169	169		TOTAL DE MARCHANDISE
NEWSPRINT PAPER	LIBER			1,853	1,853	LIBER	PAPIER JOURNAL
PAPER NES	NETH			1,490	1,490	P.BAS	PAPIER NOA
	LIBER			1,051	1,051	LIBER	
COMMODITY TOTAL				2,541	2,541		TOTAL DE MARCHANDISE
PAPERBOARD	OTHER	550			550	AUTRE	CARTON
METALLIC SALTS	GREEK			8	8	GRECQ	SELS METALLIQUES
FERTILIZERS NES	NETH			4	4	P.BAS	ENGRAIS CHIMIQUE NDA
CHEM. SPECIALTIES NES	NETH			1	1	P.BAS	PROD. CHIM. SPECIAUX NDA
PIPES, TUBES: IRON, STEEL	GREEK			5	5	GRECQ	TUYAUX, TUBES: FER, ACIER
WIRE	GREEK			2	2	GRECQ	FIL METALLIQUE
CEMENT BASIC PROD.	GREEK			1,064	1,064	GRECQ	OUVR. DE BASE CIMENT
MACHINERY NES	GREEK			283	283	GRECQ	MACHINES NDA
RAILWAY ROLLING STOCK	LIBER			121	121	LIBER	MAT. ROUL. DE CH. DE FER
EQUIPMENT MISC.	U K	3			3	R U	MATERIEL DIVERS
	NETH			20	20	P.BAS	
	LIBER			121	121	LIBER	
COMMODITY TOTAL		3		141	144		TOTAL DE MARCHANDISE
PERSONAL, HSEHOLD GOODS	NETH			1	1	P.BAS	ART. PERS. ET MENAGERS
CONTAINERS, CLOSURES	LIBER			1,241	1,241	LIBER	CONTENEURS, FERMETURES
MISC. END PRODUCTS NES	NETH			18	18	P.BAS	PRODUITS FINIS DIV. NDA
GENERAL CARGO	GREEK	59		150	209	GRECQ	MARCHANDISES DIVERSES
COUNTRY/REGION TOTAL		71,323*	*	22,885*	94,208*		TOTAL DE PAYS/REGION
SOMALIA							SOMALIE
WHEAT FLOUR	GREEK			1,104	1,104	GRECQ	FARINE DE BLE
	LIBER			1,083	1,083	LIBER	
COMMODITY TOTAL				2,187	2,187		TOTAL DE MARCHANDISE
CHEM. SPECIALTIES NES	GREEK	1			1	GRECQ	PROD. CHIM. SPECIAUX NDA
COUNTRY/REGION TOTAL		1*	*	2,187*	2,188*		TOTAL DE PAYS/REGION
SUDAN							SOUDAN
FISH, CANNED	GREEK	263		670	933	GRECQ	POISSON EN BOITES
WHEAT FLOUR	GREEK			6,050	6,050	GRECQ	FARINE DE BLE
VEGETABLES, FRESH	GREEK			163	163	GRECQ	LEGUMES, FRAIS
VEGETABLES, DRIED	GREEK	250			250	GRECQ	LEGUMES, SECS
NEWSPRINT PAPER	OTHER	114			114	AUTRE	PAPIER JOURNAL
PAPERBOARD	OTHER	2,267			2,267	AUTRE	CARTON
COUNTRY/REGION TOTAL		2,894*	*	6,883*	9,777*		TOTAL DE PAYS/REGION
SYRIA							SYRIE
FISH, CANNED	DENMK	441			441	DANMK	POISSON EN BOITES
WHEAT	U K	3,360			3,360	R U	BLE
	SWEON	21,954			21,954	SUEDE	
COMMODITY TOTAL		25,314			25,314		TOTAL DE MARCHANDISE
EQUIPMENT MISC.	OTHER	6			6	AUTRE	MATERIEL DIVERS
CONTAINERS, CLOSURES	U K	48			48	R U	CONTENEURS, FERMETURES
COUNTRY/REGION TOTAL		25,809*	*	*	25,809*		TOTAL DE PAYS/REGION
TURKEY							TURQUIE
FISH, CANNED	DENMK	66			66	DANMK	POISSON EN BOITES
MILK POWDER	OTHER	66			66	AUTRE	LAIT EN POUDRE
BARLEY	GREEK	1,505			1,505	GRECQ	ORGE
	ITALY	21,754			21,754	ITAL	
	LIBER	14,201			14,201	LIBER	
	OTHER	15,466			15,466	AUTRE	
COMMODITY TOTAL		52,926			52,926		TOTAL DE MARCHANDISE
VEGETABLE PREP. NES	OTHER	68			68	AUTRE	PREP. DE LEGUMES NDA
SUGAR PREPARATIONS	OTHER	5			5	AUTRE	PREP. A BASE DE SUCRE

TABLE 1. CARGOES LOADED AT CANADIAN PORTS FOR FOREIGN COUNTRIES.

TABLEAU 1. MARCHANDISES CHARGÉES DANS LES PORTS CANADIENS A DESTINATION DE PAYS ÉTRANGERS.

COUNTRY OF DESTINATION AND KIND OF CARGO	REGISTRY OF VESSEL	ATLANTIC ATLANTIQUE	GREAT LAKES GRANDS LACS	PACIFIC PACIFIQUE	TOTAL TOTAL	IMMATIC. DU NAVIRE	PAYS DE DESTINATION ET MARCHANDISE
TURKEY							TURQUIE
RAW HIDES AND SKINS	OTHER	1,666	97		1,763	AUTRE	SUITE
PULPWOOD	U K	3,455			3,455	R U	PEAUX ET CUIRS BRUT
	DENMK	15,488			15,488	DANMK	BOIS A PATE
	NDRW	6,112			6,112	NORV	
	LIBER	1,702			1,702	LIBER	
	OTHER	12,391			12,391	AUTRE	
COMMODITY TOTAL		39,148			39,148		TOTAL DE MARCHANDISE
IRON AND STEEL SCRAP	U K		5,931		5,931	R U	DECHETS DE FER, DACIER
	GREEK	3,310			3,310	GRECQ	
COMMODITY TOTAL		3,310	5,931		9,241		TOTAL DE MARCHANDISE
ASBESTOS	OTHER	4,701			4,701	AUTRE	AMIANTE
COTTON, TEXTILE WASTE	OTHER	55			55	AUTRE	DECHETS DE COTON, TEXT.
VENEER, PLYWOOD	DENMK	4,468			4,468	DANMK	PLACAGES, CONTRE-PLAQ.
PULP	OTHER	3,912			3,912	AUTRE	PATE
PAPERBOARD	GREEK	1,965			1,965	GRECQ	CARTON
TEXTILE FAB. MTL NES	OTHER	1			1	AUTRE	OUVR. EN MAT. TEXT. NDA
ORGANIC CHEMICALS NES	OTHER	86			86	AUTRE	PROD. CHIM. ORGAN. NDA
PLASTIC MATERIALS	OTHER	25			25	AUTRE	MATIERES PLASTIQUES
PRIMARY IRON, STEEL NES	GREEK		9,427		9,427	GRECQ	FER, ACIER PRIMAIR. NDA
ALUMINIUM	OTHER	14,821			14,821	AUTRE	ALUMINIUM
NON-FERROUS METALS NES	OTHER		1		1	AUTRE	METAUX NON-FERREUX NDA
METAL FAB. BASIC PROD.	OTHER	126			126	AUTRE	OUVR. DE BASE EN METAL
BRICKS, TILES NES	OTHER	334			334	AUTRE	BRICKES, TILES NDA
MACHINERY NES	OTHER	504	3		507	AUTRE	MACHINES NDA
PASS. AUTOS AND CHASSIS	OTHER	4			4	AUTRE	VOITURES PART., CHASSIS
MOTOR VEHICLE ENGINES	OTHER	125			125	AUTRE	MOTEURS DE VEH. AUTOM.
EQUIPMENT MISC.	OTHER	27			27	AUTRE	MATERIEL DIVERS
PERSONAL, HSEHOLD GOODS	OTHER	37			37	AUTRE	ART. PERS. ET MENAGERS
MISC. END PRODUCTS NES	OTHER	1			1	AUTRE	PRODUITS FINIS DIV. NDA
GENERAL CARGO	OTHER	245			245	AUTRE	MARCHANDISES DIVERSES
COUNTRY/REGION TOTAL		128,692*	15,459*	*	144,151*		TOTAL DE PAYS/REGION
U.A.R. - EGYPT							R.A.U.- EGYPT
WHEAT	GREEK	15,400			15,400	GRECQ	BLE
RAW HIDES AND SKINS	OTHER	175	40		215	AUTRE	PEAUX ET CUIRS BRUT
ASBESTOS	OTHER	577			577	AUTRE	AMIANTE
NEWSPRINT PAPER	SWEDN	3,849			3,849	SUEDE	PAPIER JOURNAL
	OTHER	3,562			3,562	AUTRE	
COMMODITY TOTAL		7,411			7,411		TOTAL DE MARCHANDISE
PAPERBOARD	OTHER	328			328	AUTRE	CARTON
INORGANIC CHEMS. NES	OTHER	78			78	AUTRE	PRDD. CHIM. INORG. NDA
MACHINERY NES	OTHER	1			1	AUTRE	MACHINES NDA
PERSONAL, HSEHOLD GOODS	NETH			1	1	P. BAS	ART. PERS. ET MENAGERS
	OTHER	3			3	AUTRE	
COMMODITY TOTAL		3		1	4		TOTAL DE MARCHANDISE
GENERAL CARGO	DENMK	1			1	DANMK	MARCHANDISES DIVERSES
COUNTRY/REGION TOTAL		23,974*	40*	1*	24,015*		TOTAL DE PAYS/REGION
GAMBIA							GAMBIE
WHEAT FLOUR	U K	53			53	R U	FARINE DE BLE
	OTHER	326	102		428	AUTRE	
COMMODITY TOTAL		379	102		481		TOTAL DE MARCHANDISE
EQUIPMENT MISC.	OTHER	3			3	AUTRE	MATERIEL DIVERS
PERSONAL, HSEHOLD GOODS	OTHER	1			1	AUTRE	ART. PERS. ET MENAGERS
COUNTRY/REGION TOTAL		383*	102*	*	485*		TOTAL DE PAYS/REGION
GHANA							GHANA
WHEAT	LIBER	15,709	18,569		34,278	LIBER	BLE
	OTHER	26,271	16,211		42,482	AUTRE	
COMMODITY TOTAL		41,980	34,780		76,760		TOTAL DE MARCHANDISE
MALT AND MALT FLOUR	OTHER		166		166	AUTRE	MALT ET FARINE DE MALT
WHEAT FLOUR	OTHER		1,030		1,030	AUTRE	FARINE DE BLE
CEREALS MILLED, NES	U K	1			1	R U	CEREALES MOULUES, NDA
MISC. FOOD PREP. NES	NETH	31			31	P. BAS	DIV. PREP. ALIM. NDA
ASBESTOS	OTHER	683			683	AUTRE	AMIANTE
WASTE AND SCRAP NES	OTHER		7		7	AUTRE	DECHETS ET REBUTS NDA
WOOD FAB. MATERIALS	LIBER		20		20	LIBER	DEMI-PRODUITS EN BOIS
PAPERBOARD	LIBER	803			803	LIBER	CARTON
	PANAM	1,672			1,672	PANAM	
COMMODITY TOTAL		2,475			2,475		TOTAL DE MARCHANDISE
BLDG. PAPER AND BOARD	OTHER	43			43	AUTRE	PLAQ. CONSTR., PAP/CART.
PLASTIC MATERIALS	U K	1			1	R U	MATIERES PLASTIQUES
FERRO-ALLOYS	U K	109			109	R U	FERRO-ALLIAGES
PRIMARY IRON, STEEL NES	U K	109			109	R U	FER, ACIER PRIMAIR. NDA
PLATE & SHEET STEEL	NDRW	1,080			1,080	NORV	TOLES, FEUILLES DACIER
	OTHER	790	1,158		1,948	AUTRE	
COMMODITY TOTAL		1,870	1,158		3,028		TOTAL DE MARCHANDISE
MACHINERY NES	U K	315	98		413	R U	MACHINES NDA
	DENMK	1			1	DANMK	
	OTHER	1			1	AUTRE	
COMMODITY TOTAL		317	98		415		TOTAL DE MARCHANDISE

TABLE 1. CARGOES LOADED AT CANADIAN PORTS FOR FOREIGN COUNTRIES.

TABLEAU 1. MARCHANDISES CHARGÉES DANS LES PORTS CANADIENS A DESTINATION DE PAYS ÉTRANGERS.

COUNTRY OF DESTINATION AND KIND OF CARGO	REGISTRY OF VESSEL	ATLANTIC ATLANTIQUE	GREAT LAKES GRANDS LACS	PACIFIC PACIFIQUE	TOTAL TOTAL	IMMATIC. OU NAVIRE	PAYS DE DESTINATION ET MARCHANDISE
GHANA							GHANA
PASS. AUTOS AND CHASSIS	LIBER		2		2	LIBER	SUITE
	OTHER		6		16	AUTRE	VOITURES PART., CHASSIS
COMMODITY TOTAL		10	8		18		TOTAL DE MARCHANDISE
EQUIPMENT MISC.	LIBER	135			135	LIBER	MATERIEL DIVERS
	OTHER	6			6	AUTRE	
COMMODITY TOTAL		141			141		TOTAL DE MARCHANDISE
PERSONAL, HOUSEHOLD GOODS	U K	10			10	R U	ART. PERS. ET MENAGERS
	OTHER	42	6		48	AUTRE	
COMMODITY TOTAL		52	6		58		TOTAL DE MARCHANDISE
FIREARMS, AMMUNITION	U K	1			1	R U	ARMES A FEU, MUNITIONS
MISC. END PRODUCTS NES	U K		1		1	R U	PRODUITS FINIS DIV. NDA
	DENMK	1			1	DANMK	
	OTHER	23	13		36	AUTRE	
COMMODITY TOTAL		24	14		38		TOTAL DE MARCHANDISE
GENERAL CARGO	LIBER	1			1	LIBER	MARCHANDISES DIVERSES
COUNTRY/REGION TOTAL		47,848*	37,287*	*	85,135*		TOTAL DE PAYS/REGION
KENYA							KENYA
WHEAT FLOUR	OTHER	355			355	AUTRE	FARINE DE BLE
APPLES	NORW	36			36	NORV	POMMES
VEGETABLE PREP. NES	U K		2		2	R U	PREP. DE LEGUMES NDA
SPICES	U K	4			4	R U	ÉPICES
MISC. FOOD PREP. NES	NORW	3			3	NORV	DIV. PREP. ALIM. NDA
TEXTILE FIBRES NES	U K		18		18	R U	FIBRES TEXTILES NDA
ASBESTOS	U K	58			58	R U	AMIANTE
	NORW	66			66	NORV	
COMMODITY TOTAL	OTHER	131			131	AUTRE	
		255			255		TOTAL DE MARCHANDISE
CRUDE NON-MET. MIN. NES	NORW	18			18	NORV	MIN. NON-MET. BRUTS NDA
COTTON, TEXTILE WASTE	U K	13			13	R U	DÉCHETS DE COTON, TEXT.
	NORW		27		40	NORV	
	OTHER		94		94	AUTRE	
COMMODITY TOTAL		6			6		TOTAL DE MARCHANDISE
VENEER, PLYWOOD	NETH	19	121		140	P. BAS	PLACAGES, CONTRE-PLAQ.
NEWSPRINT PAPER	NORW	409		227	227	NORV	PAPIER JOURNAL
BLDG. PAPER AND BOARD	U K	39			39	R U	PLAQ. CONSTR., PAP/ CART.
	NORW	149			149	NORV	
COMMODITY TOTAL		188			188		TOTAL DE MARCHANDISE
TEXTILE FAB. MTL NES	U K	31			31	R U	OUVR. EN MAT. TEXT. NDA
	NORW	3			3	NORV	
COMMODITY TOTAL		34			34		TOTAL DE MARCHANDISE
INORGANIC CHEMS. NES	NORW		11		11	NORV	PROD. CHIM. INORG. NDA
ORGANIC CHEMICALS NES	NORW	6	11		17	NORV	PROD. CHIM. ORGAN. NDA
AGRICULTURAL CHEMICALS	U K	10			10	R U	PROD. CHIM. AGRICOLES
PLASTIC MATERIALS	NORW	11			11	NORV	MATIERES PLASTIQUES
CHEM. SPECIALTIES NES	NORW	19			19	NORV	PROD. CHIM. SPÉCIAUX NDA
ASPHALTS, ROAD OILS	NORW	15			15	NORV	ASPHALTE, BITUME LIQD.
BARNS AND RODS, STEEL	U K		113		113	R U	BARRES ET TIGES ACIER
PLATE & SHEET STEEL	U K		995		995	R U	TOLES, FEUILLES D'ACIER
	NORW		1,969		1,969	NORV	
COMMODITY TOTAL			2,964		2,964		TOTAL DE MARCHANDISE
STRUCTURAL SHAPES	U K	97	9		106	R U	PROFILES DE CONSTRUCT.
	NORW	430	10		440	NORV	
COMMODITY TOTAL		527	19		546		TOTAL DE MARCHANDISE
PIPES, TUBES: IRON, STEEL	NORW		36		36	NORV	TUYAUX, TUBES: FER, ACIER
	OTHER	9			9	AUTRE	
COMMODITY TOTAL		9	36		45		TOTAL DE MARCHANDISE
ALUMINIUM	NORW	9			9	NORV	ALUMINIUM
COPPER AND ALLOYS	NORW	168			168	NORV	CUIVRE ET ALLIAGES
LEAD AND ALLOYS	NORW	29			29	NORV	PLOMB ET ALLIAGES
METAL FAB. BASIC PROD.	U K	16	1		17	R U	OUVR. DE BASE EN METAL
BRICKS, TILES NES	NORW	52			52	NORV	BRIQUES, TUILES NDA
GLASS BASIC PRODUCTS	NORW		22		22	NORV	OUVR. DE BASE EN VERRE
ASBESTOS BASIC PROD.	NORW	53			53	NORV	OUVR. DE BASE AMIANTE
CEMENT BASIC PRDD.	NORW	5			5	NORV	OUVR. DE BASE CIMENT
MACHINERY NES	U K	575	28		603	R U	MACHINES NDA
	NETH			130	130	P. BAS	
	NORW	936	7		943	NORV	
COMMODITY TOTAL		1,511	35	130	1,676		TOTAL DE MARCHANDISE
TRUCKS AND CHASSIS	NORW		6		6	NORV	CAMIONS ET CHASSIS
MOTOR VEHICLE ENGINES	NETH			2	2	P. BAS	MOTEURS DE VEH. AUTOM.
	NORW	2	13		15	NORV	
COMMODITY TOTAL		2	13	2	17		TOTAL DE MARCHANDISE
SHIPS, AIRCRAFT, MIS. VEH	OTHER	1			1	AUTRE	NAVIRES, AVIONS, VEH. DIV
EQUIPMENT MISC.	U K		8		8	R U	MATERIEL DIVERS
	NETH			63	63	P. BAS	
	NORW	99			99	NORV	
	OTHER	1			1	AUTRE	
COMMODITY TOTAL		100	8	63	171		TOTAL DE MARCHANDISE
PERSONAL, HOUSEHOLD GOODS	U K	66	1		67	R U	ART. PERS. ET MENAGERS
	NETH			12	12	P. BAS	
	NORW	89	72		161	NORV	
	OTHER	11			11	AUTRE	
COMMODITY TOTAL		166	73	12	251		TOTAL DE MARCHANDISE

TABLE 1. CARGOES LOADED AT CANADIAN PORTS FOR FOREIGN COUNTRIES.

TABLEAU 1. MARCHANDISES CHARGÉES DANS LES PORTS CANADIENS A DESTINATION DE PAYS ÉTRANGERS.

COUNTRY OF DESTINATION AND KIND OF CARGO	REGISTRY OF VESSEL	ATLANTIC ATLANTIQUE	GREAT LAKES GRANDS LACS	PACIFIC PACIFIQUE	TOTAL TOTAL	IMMATIC. DU NAVIRE	PAYS DE DESTINATION ET MARCHANDISE
KENYA							KENYA
CONT. MISC. END PRODUCTS NES	NETH			1	1	P. BAS	SUITE PRODUITS FINIS DIV. NDA
	NORW	6	5		11	NORV	
	OTHER	2			2	AUTRE	
COMMODITY TOTAL		8	5	1	14		TOTAL DE MARCHANDISE
GENERAL CARGO	U K	10			10	R U	MARCHANDISES DIVERSES
	NORW	1	28		29	NORV	
	OTHER	1			1	AUTRE	
COMMODITY TOTAL		12	28		40		TOTAL DE MARCHANDISE
COUNTRY/REGION TOTAL		4,050*	3,486*	435*	7,971*		TOTAL DE PAYS/REGION
MAURITIUS-DEP.							MAURICE ET DEP
PAPER NES	U K		176		176	R U	PAPIER NDA
	NORW		52		52	NORV	
COMMODITY TOTAL			228		228		TOTAL DE MARCHANDISE
MISC. END PRODUCTS NES	LIBER	3			3	LIBER	PRODUITS FINIS DIV. NDA
COUNTRY/REGION TOTAL		3*	228*	*	231*		TOTAL DE PAYS/REGION
NIGERIA							NIGERIA
FISH, CANNED	PANAM	2			2	PANAM	POISSON EN BOITES
MILK POWDER	U K	1			1	R U	LAIT EN POUDRE
	DENMK	1			1	DANMK	
	OTHER	1			1	AUTRE	
COMMODITY TOTAL		3			3		TOTAL DE MARCHANDISE
WHEAT	U K	19,223			19,223	R U	BLE
	GREEK	61,504			61,504	GRECQ	
	LIBER	12,936			12,936	LIBER	
	OTHER	5,880			5,880	AUTRE	
COMMODITY TOTAL		99,543			99,543		TOTAL DE MARCHANDISE
WHEAT FLOUR	U K	102			102	R U	FARINE DE BLE
	LIBER	1,141			1,141	LIBER	
	OTHER	5,508			5,508	AUTRE	
COMMODITY TOTAL		6,751			6,751		TOTAL DE MARCHANDISE
FRUIT JUICES	U K	8			8	R U	JUS DE FRUIT
VEGETABLE PREP. NES	U K	36			36	R U	PREP. DE LEGUMES NDA
SPICES	U K	27			27	R U	EPICES
MISC. FOOD PREP. NES	U K	42			42	R U	DIV. PREP. ALIM. NDA
	DENMK	28			28	DANMK	
	PANAM	5			5	PANAM	
	OTHER	11			11	AUTRE	
COMMODITY TOTAL		86			86		TOTAL DE MARCHANDISE
NURSERY, GREENHSE STOCK	U K	1			1	R U	PROD. PEPINIERE, SERRE
ASBESTOS	U K	1,449			1,449	R U	AMIANTE
	DENMK	1,986			1,986	DANMK	
	LIBER	231			231	LIBER	
	OTHER	70			70	AUTRE	
COMMODITY TOTAL		3,736			3,736		TOTAL DE MARCHANDISE
COTTON, TEXTILE WASTE	U K	4			4	R U	DECHETS DE COTON, TEXT.
WASTE AND SCRAP NES	U K	21			21	R U	DECHETS ET REBUTS NDA
WOOD FAB. MATERIALS	LIBER		2		2	LIBER	DEMI-PRODUITS EN BOIS
PULP	OTHER	627			627	AUTRE	PATE
PAPER NES	DENMK	6			6	DANMK	PAPIER NDA
PAPERBOARD	U K	857			857	R U	CARTON
	LIBER	550			550	LIBER	
	PANAM	120			120	PANAM	
COMMODITY TOTAL		1,527			1,527		TOTAL DE MARCHANDISE
BLOG. PAPER AND BOARD	OTHER	73			73	AUTRE	PLAQ. CONSTR., PAP/CART.
TEXTILE FAB. MTL NES	U K	1			1	R U	OUVR. EN MAT. TEXT. NDA
OILS, FATS, WAXES NES	U K	3			3	R U	HUIL. MAT. GRAS. CIRE NDA
INORGANIC CHEMS. NES	U K	6			6	R U	PROD. CHIM. INORG. NDA
	NORW	17			17	NORV	
	PANAM	13			13	PANAM	
COMMODITY TOTAL		36			36		TOTAL DE MARCHANDISE
ORGANIC CHEMICALS NES	OTHER	19			19	AUTRE	PROD. CHIM. ORGAN. NDA
AGRICULTURAL CHEMICALS	DENMK	3			3	DANMK	PROD. CHIM. AGRICOLES
PLASTIC MATERIALS	U K	1			1	R U	MATIERES PLASTIQUES
DYESTUFF, PIGMENT, PAINT	OTHER	4			4	AUTRE	MAT. COLOR. PIG. PEINTURE
CHEM. SPECIALTIES NES	U K	28			28	R U	PROD. CHIM. SPECIAUX NDA
	DENMK	26			26	DANMK	
	LIBER	49			49	LIBER	
	OTHER		42		42	AUTRE	
COMMODITY TOTAL		103	42		145		TOTAL DE MARCHANDISE
CASTINGS, FORGINGS	DENMK	165			165	DANMK	MOUL. PIECES FORGEES
BAR AND RODS, STEEL	DENMK	2			2	DANMK	BARRES ET TIGES ACIER
PLATE & SHEET STEEL	DENMK	3			3	DANMK	TOLES, FEUILLES DACIER
	LIBER	1,161			1,161	LIBER	
COMMODITY TOTAL		1,164			1,164		TOTAL DE MARCHANDISE
STRUCTURAL SHAPES	PANAM	475			475	PANAM	PROFILES DE CONSTRUCT.
ALUMINIUM	U K	1,627			1,627	R U	ALUMINIUM
	PANAM	2			2	PANAM	
	OTHER	3			3	AUTRE	
COMMODITY TOTAL		1,632			1,632		TOTAL DE MARCHANDISE
COPPER AND ALLOYS	LIBER	59			59	LIBER	CUIVRES ET ALLIAGES

TABLE 1. CARGOES LOADED AT CANADIAN PORTS FOR FOREIGN COUNTRIES.

TABLÉAU 1. MARCHANDISES CHARGÉES DANS LES PORTS CANADIENS A DESTINATION DE PAYS ÉTRANGERS.

COUNTRY OF DESTINATION AND KIND OF CARGO	REGISTRY OF VESSEL	ATLANTIC ATLANTIQUE	GREAT LAKES GRANDS LACS	PACIFIC PACIFIQUE	TOTAL TOTAL	IMMATIC. OU NAVIRE	PAYS DE DESTINATION ET MARCHANDISE
NIGERIA	CDNT.						NIGERIA SUITE
	PANAM	50			50	PANAM	
	OTHER	165			165	AUTRE	
COMMODITY TOTAL		270			270		TOTAL DE MARCHANDISE
METAL FAB. BASIC PROD.	DENMK	50			50	DANMK	OUVR. DE BASE EN METAL
	LIBER	9			9	LIBER	
COMMODITY TOTAL		59			59		TOTAL DE MARCHANDISE
MACHINERY NES	U K	288	230		518	R U	MACHINES NOA
	DENMK	110			110	DANMK	
	LIBER	209	184		393	LIBER	
	PANAM	46			46	PANAM	
	OTHER	24	150		174	AUTRE	
COMMODITY TOTAL		677	564		1,241		TOTAL DE MARCHANDISE
RAILWAY ROLLING STOCK	U K	2			2	R U	MAT. ROUL. DE CH. DE FER
	NETH	702			702	P. BAS	
COMMODITY TOTAL		704			704		TOTAL DE MARCHANDISE
PASS. AUTOS AND CHASSIS	U K	3	3		6	R U	VOITURES PART., CHASSIS
	LIBER	1			1	LIBER	
	OTHER	5	2		7	AUTRE	
COMMODITY TOTAL		9	5		14		TOTAL DE MARCHANDISE
MOTOR VEHICLE ENGINES	DENMK	77			77	DANMK	MOTEURS DE VEH. AUTOM.
	OTHER		1		1	AUTRE	
COMMODITY TOTAL		77	1		78		TOTAL DE MARCHANDISE
SHIPS, AIRCRAFT, MIS. VEH	LIBER	4			4	LIBER	NAVIRES, AVIONS, VEH. DIV
	OTHER	1			1	AUTRE	
COMMODITY TOTAL		5			5		TOTAL DE MARCHANDISE
EQUIPMENT MISC.	U K	44	457		501	R U	MATERIEL DIVERS
	DENMK	8			8	DANMK	
	LIBER	16			16	LIBER	
	PANAM	25			25	PANAM	
	OTHER	33			33	AUTRE	
COMMODITY TOTAL		126	457		583		TOTAL DE MARCHANDISE
PERSONAL, HOUSEHOLD GOODS	U K	37	21		58	R U	ART. PERS. ET MENAGERS
	DENMK	6			6	DANMK	
	LIBER	4	39		43	LIBER	
	OTHER	27	12		39	AUTRE	
COMMODITY TOTAL		74	72		146		TOTAL DE MARCHANDISE
MISC. END PRODUCTS NES	U K	11	10		21	R U	PRODUITS FINIS DIV. NDA
	LIBER		2		2	LIBER	
	OTHER	35	4		39	AUTRE	
COMMODITY TOTAL		46	16		62		TOTAL DE MARCHANDISE
GENERAL CARGO	U K	6	7		13	R U	MARCHANDISES DIVERSES
	DENMK	30			30	DANMK	
	LIBER	2			2	LIBER	
	PANAM	1			1	PANAM	
COMMODITY TOTAL		39	7		46		TOTAL DE MARCHANDISE
COUNTRY/REGION TOTAL		118,145*	1,166*	*	119,311*		TOTAL DE PAYS/REGION
REP. SO. AFRICA							REP. SUD-ADR.
FISH, FRESH OR FROZEN	NETH			16	16	P. BAS	POISSON, FRAIS OU CONG.
	NORW	16			16	NORV	
COMMODITY TOTAL		16		16	32		TOTAL DE MARCHANDISE
FISH, SALTED OR CURED	NORW	16			16	NORV	POISSON, SALE OU FUME
FISH, CANNED	NETH			278	278	P. BAS	POISSON EN BOITES
MILK POWDER	U K	113			113	R U	LAIT EN POUORE
	NORW	1			1	NORV	
COMMODITY TOTAL		114			114		TOTAL DE MARCHANDISE
DAIRY PROD. EGGS, HONEY	U K	157			157	R U	PROD. LAIT., OEUF, MIEL
	NETH			21	21	P. BAS	
COMMODITY TOTAL		157		21	178		TOTAL DE MARCHANDISE
RYE	GREEK			1,210	1,210	GRECQ	SEIGLE
	NORW	116			116	NORV	
COMMODITY TOTAL		116		1,210	1,326		TOTAL DE MARCHANDISE
WHEAT	U K	2,500			2,500	R U	BLE
	NORW			840	840	NORV	
	LIBER	5,200			5,200	LIBER	
COMMODITY TOTAL		7,700		840	8,540		TOTAL DE MARCHANDISE
FRESH FRUITS, BERRIES	NETH			7	7	P. BAS	FRUITS, BAIES FRAIS
FRUITS, PREP. CANNED	NORW			5	5	NORV	FRUITS PREP. EN BOITE
VEGETABLES, DRIED	U K	60			60	R U	LEGUMES, SECS
	NORW	222			222	NORV	
	JAPAN	10			10	JAPON	
COMMODITY TOTAL		292			292		TOTAL DE MARCHANDISE
VEGETABLE PREP. NES	U K	10	1		11	R U	PREP. DE LEGUMES NOA
	NORW	21	3		24	NORV	
	JAPAN		6		6	JAPDN	
COMMODITY TOTAL		31	10		41		TOTAL DE MARCHANDISE
SUGAR, NES	JAPAN	4			4	JAPON	SUCRE, NDA
SYRUP	U K	5			5	R U	SIROP
	NORW	1			1	NORV	
COMMODITY TOTAL		6			6		TOTAL DE MARCHANDISE
SUGAR PREPARATIONS	NORW	3			3	NORV	PREP. A BASE DE SUCRE
	OTHER	2			2	AUTRE	
COMMODITY TOTAL		5			5		TOTAL DE MARCHANDISE
SPICES	U K		2		2	R U	ÉPICES

TABLE 1. CARGOES LOADED AT CANADIAN PORTS FOR FOREIGN COUNTRIES.

TABLEAU 1. MARCHANDISES CHARGEES DANS LES PORTS CANADIENS A DESTINATION DE PAYS ETRANGERS.

COUNTRY OF DESTINATION AND KIND OF CARGO	REGISTRY OF VESSEL	ATLANTIC ATLANTIQUE	GREAT LAKES GRANDS LACS	PACIFIC PACIFIQUE	TOTAL TOTAL	IMMATIC. DU NAVIRE	PAYS DE DESTINATION ET MARCHANDISE
REP. SD.AFRICA CONT. SAUSAGE SKINS,CASINGS	U K NORW	2 6			2 6	R U NORV	REP. SUD-AFR. SUITE BOYAUX A SAUCISSES
COMMODITY TOTAL		8			8		TOTAL DE MARCHANDISE
MISC.FOOD PREP.NES	U K NORW JAPAN	19 732 28	2 7		19 734 35	R U NORV JAPON	DIV.PREP.ALIM.NDA
COMMODITY TOTAL		779	9		788		TOTAL DE MARCHANDISE
GROUND CEREALS NES	U K	5			5	R U	CEREALES MOULUES NDA
CIGARETTES	U K	1			1	R U	CIGARETTES
RAW HIDES AND SKINS	NORW	3			3	NORV	PEAUX ET CUIRS BRUT
SEEDS FOR SOWING NES	NETH			77	77	P.BAS	GRAINES DE SEMENCE NDA
NURSERY, GREENHSE STOCK	NORW	11			11	NORV	PROD.PEPINIERE,SERRE
RUBBER, ALLIED GUMS, NAT	U K		1		1	R U	CAOUTCHOUC GOMMES NAT.
TEXTILE FIBRES NES	U K DENMK NORW	15 11 3			15 11 3	R U DANMK NORV	FIBRES TEXTILES NDA
COMMODITY TOTAL		29			29		TOTAL DE MARCHANDISE
TITANIUM ORE	NORW	12,100			12,100	NORV	MINERAI DE TITANE
ZINC ORE AND CONC.	NETH			55	55	P.BAS	MINERAI, CONC. DE ZINC
ORES AND CONC. NES	NETH PANAM			12 11	12 11	P.BAS PANAM	MINERAIS ET CONC.NDA
COMMODITY TOTAL				23	23		TOTAL DE MARCHANDISE
NON-FERROUS MET.SCRAP	NETH NORW			29	29	P.BAS NORV	DECHETS METAL.NDN FER.
COMMODITY TOTAL			31		31		TOTAL DE MARCHANDISE
SLAG,DROSS,BY-PRODUCTS	DENMK NORW	20 21,404	31	29	20 21,404	DANMK NORV	POUS.GUEUL.SCOR.PROD.
COMMODITY TOTAL		21,424			21,424		TOTAL DE MARCHANDISE
ASBESTOS	U K DENMK GREEK NETH NORW	675 4			675 4	R U DANMK GRECQ P.BAS NORV	AMIANTE
COMMODITY TOTAL		691		456	1,147		TOTAL DE MARCHANDISE
SULPHUR IN ORES	GREEK			27,558	27,558	GRECQ	SOUFRE EN MINERAI
CRUDE NON-MET.MIN.NES	U K	50			50	R U	MIN.NON-MET.BRUTS NDA
COTTON, TEXTILE WASTE	U K NORW JAPAN	107 27 49	34 35		141 62 49	R U NORV JAPON	DECHETS DE COTON,TEXT.
COMMODITY TOTAL		183	69		252		TOTAL DE MARCHANDISE
WASTE AND SCRAP NES	U K DENMK NORW JAPAN	20 15 382 3	4		24 15 382 3	R U DANMK NORV JAPON	DECHETS ET REBUTS NDA
COMMODITY TOTAL		420	4		424		TOTAL DE MARCHANDISE
LEATHER	U K NORW		1 2		1 2	R U NORV	CUIR
COMMODITY TOTAL			3		3		TOTAL DE MARCHANDISE
RUBBER FAB.MATERIALS	U K NORW		54		54	R U NORV	DEMI-PROD.CAOUTCHOUC
COMMODITY TOTAL		9			9		TOTAL DE MARCHANDISE
LUMBER AND TIMBER	U K GREEK NETH NORW	63			63	R U GRECQ P.BAS NORV	BOIS DDEUVRE ET CHARP.
COMMODITY TOTAL		63	15	39	7,610		TOTAL DE MARCHANDISE
SHINGLES AND SHAKES	NETH		15	7,649	7,727	P.BAS	BARDEAUX,BARD.FACADE
VENEER, PLYWOOD	U K NETH NORW		63	97	63 343 71	R U P.BAS NORV	PLACAGES,CONTRE-PLAQ.
COMMODITY TOTAL		37	34	343	477		TOTAL DE MARCHANDISE
WOOD FAB.MATERIALS	U K NORW JAPAN	37 12	97	343	12 18 2	R U NORV JAPON	DEMI-PRODUITS EN BOIS
COMMODITY TOTAL		12	20		32		TOTAL DE MARCHANDISE
PULP	U K DENMK GREEK NETH NORW OTHER	2,451 704			2,451 704	R U DANMK GRECQ P.BAS NORV AUTRE	PATE
COMMODITY TOTAL		1,900		4,528	4,528		TOTAL DE MARCHANDISE
NEWSPRINT PAPER	U K DENMK GER NETH NORW	1,560 2,003 8,618		1,240	3,140 1,560 2,003	P.BAS NORV AUTRE	PAPIER JOURNAL
COMMODITY TOTAL		8,618		5,768	14,386		TOTAL DE MARCHANDISE
PAPER NES	U K DENMK GER NETH NORW JAPAN OTHER	96 1,499 98 72 6,026 7,791			96 1,499 98 135 6,026 7,854	R U DANMK ALL P.BAS NORV JAPON AUTRE	TOTAL DE MARCHANDISE
COMMODITY TOTAL		655	2,103		2,758		PAPIER NDA
		79			79		TOTAL DE MARCHANDISE
		1			1		TOTAL DE MARCHANDISE
		15		27	42		TOTAL DE MARCHANDISE
		2,150	373		2,523		TOTAL DE MARCHANDISE
		19			19		TOTAL DE MARCHANDISE
		64			64		TOTAL DE MARCHANDISE
COMMODITY TOTAL		2,983	2,476	27	5,486		TOTAL DE MARCHANDISE

TABLE 1. CARGOES LOADED AT CANADIAN PORTS FOR FOREIGN COUNTRIES.

TABLEAU 1. MARCHANDISES CHARGÉES DANS LES PORTS CANADIENS A DESTINATION DE PAYS ÉTRANGERS.

COUNTRY OF DESTINATION AND KIND OF CARGO	REGISTRY OF VESSEL	ATLANTIC ATLANTIQUE	GREAT LAKES GRANDS LACS	PACIFIC PACIFIQUE	TOTAL TOTAL	IMMATIC. DU NAVIRE	PAYS DE DESTINATION ET MARCHANDISE
REP. SO.AFRICA PAPERBOARD	U K	23	35		58	R U	REP. SUD-AFR. SUITE CARTON
	GREEK			1,054	1,054	GRECQ	
	NORW	136			136	NORV	
COMMODITY TOTAL		159	35	1,054	1,248		TOTAL DE MARCHANDISE
BLDG.PAPER AND BOARD	U K	266			266	R U	PLAQ.CONSTR.,PAP/CART.
	NORW	108			108	NORV	
COMMODITY TOTAL		374			374		TOTAL DE MARCHANDISE
WET MACHINE BOARD	U K	42	19		61	R U	CARTON EN PATE PRESSE
	NETH	1			1	P.BAS	
	NORW	33	16		49	NORV	
	JAPAN		5		5	JAPON	
COMMODITY TOTAL		76	40		116		TOTAL DE MARCHANDISE
CORDAGE,TWINE,ROPE	JAPAN		1		1	JAPON	CORDAGE,FICELLE,CORDE
JUTE WOVEN FABRICS	U K		4		4	R U	TISSUS DE JUTE
TEXTILE FAB.MTL NES	U K	239	1		240	R U	DUVR.EN MAT.TEXT.NDA
	GER	1			1	ALL	
	NORW	209			209	NORV	
	JAPAN	58			58	JAPON	
	OTHER	48			48	AUTRE	
COMMODITY TOTAL		555	1		556		TOTAL DE MARCHANDISE
OILS,FATS,WAXES NES	U K	351			351	R U	HUIL.MAT.GRAS.CIRE NOA
	NORW	73			73	NORV	
	JAPAN	105			105	JAPON	
COMMODITY TOTAL		529			529		TOTAL DE MARCHANDISE
METALLIC SALTS	DENMK	48			48	DANMK	SELS METALLIQUES
	NORW	1,638	49		1,687	NORV	
COMMODITY TOTAL		1,686	49		1,735		TOTAL DE MARCHANDISE
INORGANIC CHEMS. NES	U K	58			58	R U	PROD.CHIM.INORG.NDA
	NETH	97			97	P.BAS	
	NORW	1,124			1,124	NORV	
	JAPAN	118			118	JAPON	
	OTHER	5			5	AUTRE	
COMMODITY TOTAL		1,402			1,402		TOTAL DE MARCHANDISE
GLYCOL	U K	20			20	R U	GLYCOL
ORGANIC CHEMICALS NES	U K	144	101		245	R U	PROD.CHIM.ORGAN.NDA
	NETH			123	123	P.BAS	
	NORW	1,982	49		2,031	NORV	
COMMODITY TOTAL		2,126	150	123	2,399		TOTAL DE MARCHANDISE
AGRICULTURAL CHEMICALS	U K	30			30	R U	PROD.CHIM.AGRICOLES
	NORW		57		57	NORV	
	OTHER	34			34	AUTRE	
COMMODITY TOTAL		64	57		121		TOTAL DE MARCHANDISE
SYNTHETIC RUBBER	NORW		3		3	NORV	CAOUTCHOUC SYNTHETIQUE
PLASTIC MATERIALS	U K	76	237		313	R U	MATIERES PLASTIQUES
	DENMK	61			61	DANMK	
	GREEK		15		15	GRECQ	
	NORW	1,273	239		1,512	NORV	
	JAPAN	5	1		6	JAPON	
COMMODITY TOTAL		1,415	492		1,907		TOTAL DE MARCHANDISE
DYESTUFF,PIGMENT,PAINT	U K		8		8	R U	MAT.COLOR.PIG.PEINTURE
	NORW	5	4		9	NORV	
COMMODITY TOTAL		5	12		17		TOTAL DE MARCHANDISE
CHEM.SPECIALTIES NES	U K	77	66		143	R U	PROD.CHIM.SPECIALIAUX NOA
	GER	20			20	ALL	
	NETH			14	14	P.BAS	
	NORW	23	117		140	NORV	
COMMODITY TOTAL		120	183	14	317		TOTAL DE MARCHANDISE
LUBRICATING OIL,GREASE	NORW	7			7	NORV	HUILE,GRAISSE LUBRIF.
COAL TAR,PITCH	U K	119			119	R U	GOUDRON,BRAI DE BOUIL.
PETROL.COAL PROD.NES	U K	45			45	R U	DERIVE PETR.CHARB.NDA
	GER	51			51	ALL	
	JAPAN	51			51	JAPON	
	OTHER	6			6	AUTRE	
COMMODITY TOTAL		153			153		TOTAL DE MARCHANDISE
PRIMARY IRON,STEEL NES	NORW	108			108	NORV	FER,ACIER PRIMAIR.NOA
CASTINGS,FORGINGS	JAPAN		4		4	JAPON	MOUL.PIECES FORGEES
BARS AND RODS,STEEL	NORW		57		57	NORV	BARRES ET TIGES ACIER
	OTHER	19			19	AUTRE	
COMMODITY TOTAL		19	57		76		TOTAL DE MARCHANDISE
PLATE & SHEET STEEL	U K		60		60	R U	TOLES,FEUILLES OACIER
	NORW	30	750		780	NORV	
COMMODITY TOTAL		30	810		840		TOTAL DE MARCHANDISE
STRUCTURAL SHAPES	U K	4	1		7	R U	PROFILES DE CONSTRUCT.
	NORW	162			162	NORV	
COMMODITY TOTAL		168	1		169		TOTAL DE MARCHANDISE
PIPES,TUBES:IRON,STEEL	NORW		5		5	NORV	TUYAUX,TUBES:FER,ACIER
	JAPAN		57		57	JAPON	
COMMODITY TOTAL			62		62		TOTAL DE MARCHANDISE
WIRE	NETH			16	16	P.BAS	FIL METALLIQUE
	NORW	11	24		35	NORV	
COMMODITY TOTAL		11	24	16	51		TOTAL DE MARCHANDISE
ALUMINIUM	U K	39			39	R U	ALUMINIUM
	NETH			4	4	P.BAS	
	NORW	83			83	NORV	
	LIBER			1	1	LIBER	
	OTHER	7			7	AUTRE	
COMMODITY TOTAL		129		5	134		TOTAL DE MARCHANDISE

TABLE 1. CARGOES LOADED AT CANADIAN PORTS FOR FOREIGN COUNTRIES.

TABLEAU 1. MARCHANDISES CHARGEES DANS LES PORTS CANADIENS A DESTINATION DE PAYS ETRANGERS.

COUNTRY OF DESTINATION AND KIND OF CARGO	REGISTRY OF VESSEL	ATLANTIC ATLANTIQUE	GREAT LAKES GRANDS LACS	PACIFIC PACIFIQUE	TOTAL TOTAL	IMMATIC. DU NAVIRE	PAYS DE DESTINATION ET MARCHANDISE
REP. SO.AFRICA COMT. COPPER AND ALLOYS	U K	47			47	R U	REP. SUD-AFR. SUITE
	GER	15			15	ALL	CUIVRE ET ALLIAGES
	NETH	1			1	P.BAS	
	NORW	37	20		57	NORV	
	JAPAN		53		53	JAPDN	
COMMODITY TOTAL		100	73		173		TOTAL DE MARCHANDISE
ZINC AND ALLOYS	U K		4		4	R U	ZINC ET ALLIAGES
	NORW	94	338		432	NORV	
COMMODITY TOTAL		94	342		436		TOTAL DE MARCHANDISE
NON-FERROUS METALS NES	NORW	1			1	NORV	METEAUX NON-FERREUX NDA
METAL FAB.BASIC PROD.	U K	296	96		392	R U	OUVR.DE BASE EN METAL
	DENMK	3			3	DANMK	
	GER	7			7	ALL	
	NETH	8		10	18	P.BAS	
	NORW	16	178		194	NORV	
	OTHER	23			23	AUTRE	
COMMODITY TOTAL		353	274	10	637		TOTAL DE MARCHANDISE
BUILDING BRICK, CLAY BRICKS, TILES NES	NORW	214			214	NORV	BRIQ.A BATIR ARGILE
	U K	263			263	R U	BRIQUES,TUILES NDA
	DENMK	119			119	DANMK	
	NORW	264			264	NORV	
COMMODITY TOTAL		646			646		TOTAL DE MARCHANDISE
GLASS BASIC PRODUCTS	U K	1,226	3,009		4,235	R U	OUVR.DE BASE EN VERRE
	GREEK		503		503	GRECQ	
	NORW	647	2,462		3,109	NORV	
	JAPAN		1,104		1,104	JAPON	
COMMODITY TOTAL		1,873	7,078		8,951		TOTAL DE MARCHANDISE
ASBESTOS BASIC PROD. NON-MET.MIN.BASIC PROD	NORW	22	10		32	NORV	OUVR.DE BASE AMIANTE
	U K	239			239	R U	PROD.MIN.NON-MET.BASE
	NORW	10			10	NORV	
	OTHER	51			51	AUTRE	
COMMODITY TOTAL		300			300		TOTAL DE MARCHANDISE
MISC.FABRICATED PROD.	U K	1	6		7	R U	OUVRAGES DIVERS
	NORW	30			30	NORV	
	JAPAN	6			6	JAPON	
COMMODITY TOTAL		37	6		43		TOTAL DE MARCHANDISE
TRACTORS	U K		6		6	R U	TRACTEURS
	NETH			1	1	P.BAS	
	NORW		61		61	NORV	
	JAPAN		134		134	JAPON	
COMMODITY TOTAL			201	1	202		TOTAL DE MARCHANDISE
MACHINERY NES	U K	847	105		952	R U	MACHINES NDA
	DENMK	242			242	DANMK	
	GER	1	8		9	ALL	
	GREEK		6		6	GRECQ	
	NETH	51		57	108	P.BAS	
	NORW	1,730	336		2,066	NORV	
	JAPAN	76	474		550	JAPON	
	OTHER	101			101	AUTRE	
COMMODITY TOTAL		3,048	929	57	4,034		TOTAL DE MARCHANDISE
PASS.AUTOS AND CHASSIS	U K	275	3		278	R U	VOITURES PART.,CHASSIS
	DENMK	146			146	DANMK	
	NETH	227		3	230	P.BAS	
	NORW	69			69	NORV	
	LIBER			1	1	LIBER	
	JAPAN		3		3	JAPON	
COMMODITY TOTAL		717	6	4	727		TOTAL DE MARCHANDISE
TRUCKS AND CHASSIS	U K		15		15	R U	CAMIONS ET CHASSIS
	NETH			33	33	P.BAS	
	NORW		65		65	NORV	
COMMODITY TOTAL			80	33	113		TOTAL DE MARCHANDISE
MOTOR VEHICLE ENGINES	U K	1,923	411		2,334	R U	MOTEURS DE VEH.AUTOM.
	NORW	3,030	1,259		4,289	NORV	
	JAPAN	221	181		402	JAPON	
	OTHER	268			268	AUTRE	
COMMODITY TOTAL		5,442	1,851		7,293		TOTAL DE MARCHANDISE
ROAD MOTOR VEH. NES SHIPS,AIRCRAFT,MIS.VEH RUBBER TIRES AND TUBES	JAPAN		3		3	JAPON	VEH.AUTOM.ROUTTERS NDA
	NETH			3	3	P.BAS	NAVIRES,AVIONS,VEH.DIV
	U K	20			20	R U	PNEUS, CHAMBRES A AIR
	DENMK	24			24	DANMK	
	GER	26			26	ALL	
	JAPAN		9		9	JAPON	
	OTHER	11			11	AUTRE	
COMMODITY TOTAL		81	9		90		TOTAL DE MARCHANDISE
EQUIPMENT MISC.	U K	178	552		730	R U	MATERIEL DIVERS
	DENMK	16			16	DANMK	
	GER	34	12		46	ALL	
	NETH	3		15	18	P.BAS	
	NORW	249	218		467	NORV	
	JAPAN	3	55		58	JAPON	
	OTHER	30			30	AUTRE	
COMMODITY TOTAL		513	837	15	1,365		TOTAL DE MARCHANDISE
PERSONAL,HOUSEHOLD GOODS	U K	470	6		476	R U	ART.PERS.ET MENAGERS
	GER		8		8	ALL	
	NETH	1		46	47	P.BAS	
	NORW	39	101		140	NORV	

TABLE 1. CARGOES LOADED AT CANADIAN PORTS FOR FOREIGN COUNTRIES.

TABLÉAU 1. MARCHANDISES CHARGÉES DANS LES PORTS CANADIENS A DESTINATION DE PAYS ÉTRANGERS.

COUNTRY OF DESTINATION AND KIND OF CARGO	REGISTRY OF VESSEL	ATLANTIC ATLANTIQUE	GREAT LAKES GRANDS LACS	PACIFIC PACIFIQUE	TOTAL TOTAL	IMMATIC. OU NAVIRE	PAYS DE DESTINATION ET MARCHANDISE
REP. SO.AFRICA CONT.							REP. SUD-AFR. SUITE
	JAPAN		5		5	JAPON	
	OTHER	15			15	AUTRE	
COMMODITY TOTAL		515	120	46	681		TOTAL DE MARCHANDISE
FIREARMS, AMMUNITION	U K	3			3	R U	ARMES A FEU, MUNITIONS
	NORW	6			6	NORV	
COMMODITY TOTAL		9			9		TOTAL DE MARCHANDISE
CONTAINERS, CLOSURES	U K	9	2		11	R U	CONTENEURS, FERMETURES
	DENMK	1			1	DANMK	
	GER	1			1	ALL	
	NORW	88	59		147	NORV	
	OTHER	10			10	AUTRE	
COMMODITY TOTAL		109	61		170		TOTAL DE MARCHANDISE
MISC. END PRODUCTS NES	U K	303	12		315	R U	PRODUITS FINIS DIV.NDA
	DENMK	8			8	DANMK	
	GER	47			47	ALL	
	NETH	80		20	100	P.BAS	
	NORW	204	63		267	NORV	
	JAPAN		8		8	JAPON	
COMMODITY TOTAL		642	83	20	745		TOTAL DE MARCHANDISE
GENERAL CARGO	U K	22	135		157	R U	MARCHANDISES DIVERSES
	DENMK	22			22	DANMK	
	NORW	482	429		911	NORV	
	JAPAN	20	8		28	JAPON	
	OTHER	5			5	AUTRE	
COMMODITY TOTAL		551	572		1,123		TOTAL DE MARCHANDISE
CONTAINERIZED FREIGHT	U K	63	147		210	R U	FRET CONTENEURESE
	NORW	9	32		41	NORV	
	JAPAN		31		31	JAPON	
COMMODITY TOTAL		72	210		282		TOTAL DE MARCHANDISE
COUNTRY/REGION TOTAL		88,288*	17,521*	45,923*	151,732*		TOTAL DE PAYS/REGION
SIERRA LEONE							SIERRA LEONE
WHEAT FLOUR	U K	67			67	R U	FARINE DE BLE
	DENMK	40			40	DANMK	
	LIBER	5			5	LIBER	
COMMODITY TOTAL		112			112		TOTAL DE MARCHANDISE
MACARONI, CEREAL PROD.	LIBER	1			1	LIBER	PATES ALIM.PROD.CEREAL
VEGETABLE PREP.NES	U K	2			2	R U	PREP. DE LEGUMES NDA
	LIBER		1		1	LIBER	
COMMODITY TOTAL		2	1		3		TOTAL DE MARCHANDISE
SUGAR PREPARATIONS	U K	6			6	R U	PREP. A BASE DE SUCRE
	LIBER	2			2	LIBER	
COMMODITY TOTAL		8			8		TOTAL DE MARCHANDISE
SPICES	U K	1			1	R U	EPICES
MISC.FOOD PREP.NES	U K	10			10	R U	DIV.PREP.ALIM.NDA
	LIBER		5		5	LIBER	
COMMODITY TOTAL		10	5		15		TOTAL DE MARCHANDISE
CONC.COMPLETE FEEDS	U K	12			12	R U	CONC.,PROV.COMPLETES
TOBACCO NES	LIBER		21		21	LIBER	TABACS NDA
PULP	OTHER			884	884	AUTRE	PATE
TEXTILE FAB.MTL NES	U K	4			4	R U	OUVR.EN MAT.TEXT.NDA
MACHINERY NES	U K		11		11	R U	MACHINES NDA
MOTOR VEHICLE ENGINES	U K	1			1	R U	MOTEURS DE VEH.AUTOM.
PERSONAL, HSEHOLD GOODS	U K	9			9	R U	ART.PERS.ET MENAGERS
MISC. END PRODUCTS NES	U K		5		5	R U	PRODUITS FINIS DIV.NDA
GENERAL CARGO	OTHER			2	2	AUTRE	MARCHANDISES DIVERSES
COUNTRY/REGION TOTAL		160*	43*	886*	1,089*		TOTAL DE PAYS/REGION
TANZANIA							TANZANIE
FISH, FRESH OR FROZEN	NORW	2			2	NORV	POISSON, FRAIS OU CONG.
DAIRY PROD. EGGS, HONEY	NORW	1			1	NORV	PROD.LAIT., OEUF, MIEL
WHEAT	NORW	15,691			15,691	NORV	BLE
WHEAT FLOUR	NORW	371			371	NORV	FARINE DE BLE
MACARONI, CEREAL PROD.	NORW	101			101	NORV	PATES ALIM.PROD.CEREAL
SPICES	NORW	3			3	NORV	EPICES
MISC.FOOD PREP.NES	NORW	1			1	NORV	DIV.PREP.ALIM.NDA
GROUND CEREALS NES	U K	75			75	R U	CEREALES MOULUES NDA
COTTON, TEXTILE WASTE	U K	99			99	R U	DECHETS DE COTON, TEXT.
LUMBER AND TIMBER	NETH			3,007	3,007	P.BAS	BOIS OEUVRE ET CHARP.
VENEER, PLYWOOD	NETH			399	399	P.BAS	PLACAGES, CONTRE-PLAQ.
NEWSPRINT PAPER	U K	415			415	R U	PAPIER JOURNAL
	NORW	1,531			1,531	NORV	
COMMODITY TOTAL		1,946			1,946		TOTAL DE MARCHANDISE
BLDG.PAPER AND BOARD	NORW	16			16	NORV	PLAQ.CONSTR., PAP/CART.
TEXTILE FAB.MTL NES	U K	47			47	R U	OUVR.EN MAT.TEXT.NDA
ORGANIC CHEMICALS NES	NETH			220	220	P.BAS	PROD.CHIM.ORGAN.NDA
CHEM.SPECIALTIES NES	NORW	233			233	NORV	PROD.CHIM.SPECIALTIES NDA
ASPHALTS, ROAD OILS	NORW	2			2	NORV	ASPHALTE, BITUME LIQD.
STRUCTURAL SHAPES	NORW	740			740	NORV	PROFILES DE CONSTRUCT.
WIRE	NORW	33			33	NORV	FIL METALLIQUE
ALUMINUM	U K	2			2	R U	ALUMINIUM
	NORW		1		1	NORV	

TABLE 1. CARGOES LOADED AT CANADIAN PORTS FOR FOREIGN COUNTRIES.

TABLEAU 1. MARCHANDISES CHARGÉES DANS LES PORTS CANADIENS A DESTINATION DE PAYS ÉTRANGERS.

COUNTRY OF DESTINATION AND KIND OF CARGO	REGISTRY OF VESSEL	ATLANTIC ATLANTIQUE	GREAT LAKES GRANDS LACS	PACIFIC PACIFIQUE	TOTAL TOTAL	IMMATIC. DU NAVIRE	PAYS DE DESTINATION ET MARCHANDISE
TANZANIA CONT.							TANZANIE SUITE
COMMODITY TOTAL		2	1		3		TOTAL DE MARCHANDISE
METAL FAB. BASIC PROD.	U K		12		12	R U	OUVR. DE BASE EN METAL
	NORW		18		18	NORV	
COMMODITY TOTAL			30		30		TOTAL DE MARCHANDISE
MACHINERY NES	NORW	754	495		1,249	NORV	MACHINES NDA
MOTOR VEHICLE ENGINES	NORW	6	1		7	NORV	MOTEURS DE VEH. AUTOM.
EQUIPMENT MISC.	NORW	1	170		171	NORV	MATERIEL DIVERS
PERSONAL, HOUSEHOLD GOODS	NETH			3	3	P. BAS	ART. PERS. ET MENAGERS
	NORW	13	5		18	NORV	
	OTHER	1			1	AUTRE	
COMMODITY TOTAL		14	5	3	22		TOTAL DE MARCHANDISE
CONTAINERS, CLOSURES	NORW	2			2	NORV	CONTENEURS, FERMETURES
MISC. END PRODUCTS NES	NORW	53			53	NORV	PRODUITS FINIS DIV. NDA
	OTHER	1			1	AUTRE	
COMMODITY TOTAL		54			54		TOTAL DE MARCHANDISE
GENERAL CARGO	NORW	1	26		27	NORV	MARCHANDISES DIVERSES
CONTAINERIZED FREIGHT	NORW		222		222	NORV	FRET CONTENEURESE
COUNTRY/REGION TOTAL		20,195*	950*	3,629*	24,774*		TOTAL DE PAYS/REGION
BR. AFRICA NES							AFRIQUE BR. NDA
LUMBER AND TIMBER	GREEK			2,446	2,446	GRECQ	BOIS D'OEUVRE ET CHARP.
	NETH			458	458	P. BAS	
COMMODITY TOTAL				2,904	2,904		TOTAL DE MARCHANDISE
WIRE	NETH			9	9	P. BAS	FIL METALLIQUE
COUNTRY/REGION TOTAL		*	*	2,913*	2,913*		TOTAL DE PAYS/REGION
ALGERIA							ALGERIE
MILK POWDER	OTHER	1,500			1,500	AUTRE	LAIT EN POWDRE
BARLEY	LIBER	16,178			16,178	LIBER	ORGE
CORN	GREEK	14,200			14,200	GRECQ	MAIS
WHEAT	U K	2,136			2,136	R U	BLE
	GREEK	121,682			121,682	GRECQ	
	ITALY	45,982			45,982	ITAL	
	NORW	40,695			40,695	NORV	
	LIBER	109,646			109,646	LIBER	
	PANAM	16,800			16,800	PANAM	
	OTHER	228,838			228,838	AUTRE	
COMMODITY TOTAL		565,779			565,779		TOTAL DE MARCHANDISE
VEGETABLES, DRIED	DENMK	576			576	DANMK	LEGUMES, SECS
TEXTILE FIBRES NES	OTHER		1,645		1,645	AUTRE	FIBRES TEXTILES NDA
LUMBER AND TIMBER	GER			6,710	6,710	ALL	BOIS D'OEUVRE ET CHARP.
	NORW			6,183	6,183	NORV	
	OTHER	2,525			2,525	AUTRE	
COMMODITY TOTAL		2,525		12,893	15,418		TOTAL DE MARCHANDISE
VENEER, PLYWOOD	GER			848	848	ALL	PLACAGES, CONTRE-PLAQ.
OILS, FATS, WAXES NES	DENMK	22			22	DANMK	HUIL. MAT. GRAS. CIRE NDA
RAILS & TRACK MATERIAL	ITALY	6,547			6,547	ITAL	RAILS, MAT. VOIE FERREE
PIPES, TUBES: IRON, STEEL	GREEK		7,511		7,511	GRECQ	TUYAUX, TUBES: FER, ACIER
	OTHER		5,826		5,826	AUTRE	
COMMODITY TOTAL			13,337		13,337		TOTAL DE MARCHANDISE
METAL FAB. BASIC PROD.	OTHER	27			27	AUTRE	OUVR. DE BASE EN METAL
PERSONAL, HOUSEHOLD GOODS	OTHER	2			2	AUTRE	ART. PERS. ET MENAGERS
COUNTRY/REGION TOTAL		607,356*	14,982*	13,741*	636,079*		TOTAL DE PAYS/REGION
ANGOLA							ANGOLA
WHEAT	PANAM			17,873	17,873	PANAM	BLE
FRUITS, PREP. CANNED	U K		75		75	R U	FRUITS PREP. EN BOITE
VEGETABLE PREP. NES	U K		79		79	R U	PREP. DE LEGUMES NDA
SPICES	U K	2			2	R U	EPICES
MISC. FOOD PREP. NES	U K	7			7	R U	DIV. PREP. ALIM. NDA
GROUND CEREALS NES	DENMK	2			2	DANMK	CEREALES MOULUES NDA
IRON AND STEEL SCRAP	LIBER	7,849			7,849	LIBER	DECHETS DE FER, D'ACIER
ASBESTOS	U K	302			302	R U	AMIANTE
LUMBER AND TIMBER	LIBER	2			2	LIBER	BOIS D'OEUVRE ET CHARP.
PAPER NES	U K	2			2	R U	PAPIER NDA
	DENMK	8			8	DANMK	
COMMODITY TOTAL		10			10		TOTAL DE MARCHANDISE
PLATE & SHEET STEEL	U K		418		418	R U	TOLES, FEUILLES D'ACIER
	LIBER		763		763	LIBER	
COMMODITY TOTAL			1,181		1,181		TOTAL DE MARCHANDISE
STRUCTURAL SHAPES	LIBER	8			8	LIBER	PROFILES DE CONSTRUCT.
ALUMINUM	U K		4		4	R U	ALUMINIUM
METAL FAB. BASIC PROD.	U K	3	4		7	R U	OUVR. DE BASE EN METAL
	DENMK	39			39	DANMK	
	LIBER	3	55		58	LIBER	
COMMODITY TOTAL		45	59		104		TOTAL DE MARCHANDISE
BRICKS, TILES NES	DENMK	30			30	DANMK	BRIQUES, TUILES NDA
	LIBER	202			202	LIBER	
COMMODITY TOTAL		232			232		TOTAL DE MARCHANDISE
MACHINERY NES	U K	18	51		69	R U	MACHINES NDA

TABLE 1. CARGOES LOADED AT CANADIAN PORTS FOR FOREIGN COUNTRIES.

TABLÉAU 1. MARCHANDISES CHARGÉES DANS LES PORTS CANADIENS A DESTINATION DE PAYS ÉTRANGERS.

COUNTRY OF DESTINATION AND KIND OF CARGO	REGISTRY OF VESSEL	ATLANTIC ATLANTIQUE	GREAT LAKES GRANDS LACS	PACIFIC PACIFIQUE	TOTAL TOTAL	IMMATIC. DU NAVIRE	PAYS DE DESTINATION ET MARCHANDISE
ANGOLA	CONT.						ANGOLA
	DENMK	95			95	DANMK	SUITE
	PANAM	7			7	PANAM	
COMMODITY TOTAL		120	51		171		TOTAL DE MARCHANDISE
RAILWAY ROLLING STOCK	LIBER	478			478	LIBER	MAT. ROUL. DE CH. DE FER
MOTOR VEHICLE ENGINES	DENMK	42			42	DANMK	MOTEURS DE VEH. AUTOM.
SHIPS, AIRCRAFT, MIS. VEH	LIBER		1		1	LIBER	NAVIRES, AVIONS, VEH. DIV
RUBBER TIRES AND TUBES	LIBER	6			6	LIBER	PNEUS, CHAMBRES A AIR
EQUIPMENT MISC.	LIBER	7	25		32	LIBER	MATERIEL DIVERS
	PANAM	1			1	PANAM	
COMMODITY TOTAL		8	25		33		TOTAL DE MARCHANDISE
PERSONAL, HSEHOLD GOODS	U K	28			28	R U	ART. PERS. ET MENAGERS
	DENMK	2			2	DANMK	
COMMODITY TOTAL		30			30		TOTAL DE MARCHANDISE
MISC. END PRODUCTS NES	DENMK	1			1	DANMK	PRODUITS FINIS DIV. NDA
COUNTRY/REGION TOTAL		9,144*	1,475*	17,873*	28,492*		TOTAL DE PAYS/REGION
CAMEROUN REP.							R. DU CAMEROUN
CEREALES UNMILLED, NES	U K	2			2	R U	CEREALES NON MOUL., NDA
FRUIT JUICES	OTHER	1			1	AUTRE	JUS DE FRUIT
MISC. FOOD PREP. NES	U K	6			6	R U	DIV. PREP. ALIM. NDA
TOBACCO NES	DENMK	8			8	DANMK	TABACS NDA
COTTON, TEXTILE WASTE	U K		2		2	R U	OECHETS DE COTON, TEXT.
	LIBER		5		5	LIBER	
COMMODITY TOTAL		10	7		10		TOTAL DE MARCHANDISE
BLOG. PAPER AND BOARD	DTHR	4			4	AUTRE	PLAQ. CONSTR., PAP/CART.
TEXTILE FAB. MTL NES	U K	5			5	R U	OUVR. EN MAT. TEXT. NDA
	LIBER	5			5	LIBER	
COMMODITY TOTAL		10			10		TOTAL DE MARCHANDISE
ORGANIC CHEMICALS NES	PANAM	1			1	PANAM	PROD. CHIM. ORGAN. NDA
STRUCTURAL SHAPES	PANAM	1			1	PANAM	PROFILES DE CONSTRUCT.
METAL FAB. BASIC PRDD.	LIBER	37			37	LIBER	OUVR. DE BASE EN METAL
TRACTORS	U K		20		20	R U	TRACTEURS
	LIBER		30		30	LIBER	
COMMODITY TOTAL		50	50		50		TOTAL DE MARCHANDISE
MACHINERY NES	U K	310	3		313	R U	MACHINES NDA
	DENMK	1			1	DANMK	
	LIBER	18			18	LIBER	
	OTHER	3			3	AUTRE	
COMMODITY TOTAL		332	3		335		TOTAL DE MARCHANDISE
PASS. AUTOS AND CHASSIS	DENMK	1			1	DANMK	VOITURES PART., CHASSIS
	LIBER	1			1	LIBER	
COMMODITY TOTAL		2			2		TOTAL DE MARCHANDISE
MOTOR VEHICLE ENGINES	DENMK	54			54	DANMK	MOTEURS DE VEH. AUTOM.
	LIBER	1			1	LIBER	
COMMODITY TOTAL		55			55		TOTAL DE MARCHANDISE
RUBBER TIRES AND TUBES	OTHER	7			7	AUTRE	PNEUS, CHAMBRES A AIR
EQUIPMENT MISC.	U K		19		19	R U	MATERIEL DIVERS
	DENMK	3			3	DANMK	
	LIBER	2			2	LIBER	
	OTHER	2			2	AUTRE	
COMMODITY TOTAL		7	19		26		TOTAL DE MARCHANDISE
PERSONAL, HSEHOLD GOODS	U K	12			12	R U	ART. PERS. ET MENAGERS
	DENMK	10			10	DANMK	
	LIBER	6	5		11	LIBER	
	PANAM	1			1	PANAM	
	OTHER	5			5	AUTRE	
COMMODITY TOTAL		34	5		39		TOTAL DE MARCHANDISE
MISC. END PRODUCTS NES	U K	13	2		15	R U	PRODUITS FINIS DIV. NDA
	LIBER	5			5	LIBER	
	OTHER	8			8	AUTRE	
COMMODITY TOTAL		26	2		28		TOTAL DE MARCHANDISE
GENERAL CARGO	U K	1			1	R U	MARCHANDISES DIVERSES
	DENMK	1			1	DANMK	
	LIBER	3			3	LIBER	
COMMODITY TOTAL		5			5		TOTAL DE MARCHANDISE
COUNTRY/REGION TOTAL		538*	86*	*	624*		TOTAL DE PAYS/REGION
ZAIRE							ZAIRE
WHEAT	LIBER	10,326			10,326	LIBER	BLE
CIGARETTES	LIBER		10		10	LIBER	CIGARETTES
TOBACCO NES	LIBER		10		10	LIBER	TABACS NDA
PAPERBOARD	LIBER	280			280	LIBER	CARTON
BLOG. PAPER AND BOARD	LIBER	1			1	LIBER	PLAQ. CONSTR., PAP/CART.
CHEM. SPECIALTIES NES	U K	1			1	R U	PROD. CHIM. SPECIAUX NDA
PLATE & SHEET STEEL	U K	2			2	R U	TOLES, FEUILLES D'ACIER
LIME	NORW			51	51	NORW	CHAUX
MACHINERY NES	U K		400		400	R U	MACHINES NDA
	DENMK	37			37	DANMK	
	LIBER	1	5		6	LIBER	
	OTHER		1,226		1,226	AUTRE	
COMMODITY TOTAL		38	1,631		1,669		TOTAL DE MARCHANDISE
MOTOR VEHICLE ENGINES	DENMK	16			16	DANMK	MOTEURS DE VEH. AUTOM.

TABLE 1. CARGOES LOADED AT CANADIAN PORTS FOR FOREIGN COUNTRIES.

TABLEAU 1. MARCHANDISES CHARGÉES DANS LES PORTS CANADIENS A DESTINATION DE PAYS ÉTRANGERS.

COUNTRY OF DESTINATION AND KIND OF CARGO	REGISTRY OF VESSEL	ATLANTIC ATLANTIQUE	GREAT LAKES GRANDS LACS	PACIFIC PACIFIQUE	TOTAL TOTAL	IMMATIC. OU NAVIRE	PAYS DE DESTINATION ET MARCHANDISE
ZAIRE							ZAIRE
CONT. SHIPS, AIRCRAFT, MIS. VEH EQUIPMENT MISC.	U K	1			1	R U	SUITE NAVIRES, AVIONS, VEH. DIV MATERIEL DIVERS
	U K	2			2	R U	
	PANAM	1			1	PANAM	
COMMODITY TOTAL		3			3		TOTAL DE MARCHANDISE
PERSONAL, HOUSEHOLD GOODS	U K	28			28	R U	ART. PERS. ET MENAGERS
	LIBER	2			2	LIBER	
	OTHER		2		2	AUTRE	
COMMODITY TOTAL		30	2		32		TOTAL DE MARCHANDISE
MISC. END PRODUCTS NES	DENMK	1			1	DANMK	PRODUITS FINIS DIV. NDA
GENERAL CARGO	U K	1			1	R U	MARCHANDISES DIVERSES
	DENMK	10			10	DANMK	
COMMODITY TOTAL		11			11		TOTAL DE MARCHANDISE
COUNTRY/REGION TOTAL		10,710*	1,653*	51*	12,414*		TOTAL DE PAYS/REGION
DAHOMY							DAHOMY
FISH, CANNED	U K	36			36	R U	POISSON EN BOITES
MILK POWDER	U K	11			11	R U	LAIT EN POUORE
	OTHER	67			67	AUTRE	
COMMODITY TOTAL		78			78		TOTAL DE MARCHANDISE
CEREALS UNMILLED, NES	U K	2			2	R U	CEREALES NON MOUL., NDA
WHEAT FLOUR	U K	27			27	R U	FARINE DE BLE
	DENMK	454			454	DANMK	
	NORV	1,122			1,122	NORV	
	LIBER	59			59	LIBER	
	OTHER	40	289		329	AUTRE	
COMMODITY TOTAL		1,702	289		1,991		TOTAL DE MARCHANDISE
COTTON, TEXTILE WASTE	U K	5			5	R U	DECHETS DE COTON, TEXT.
WIRE	U K	5			5	R U	FIL METALLIQUE
	OTHER	15			15	AUTRE	
COMMODITY TOTAL		20			20		TOTAL DE MARCHANDISE
METAL FAB. BASIC PROD.	U K	3			3	R U	OUVR. DE BASE EN METAL
MACHINERY NES	U K	12			12	R U	MACHINES NDA
	OTHER	31			31	AUTRE	
COMMODITY TOTAL		43			43		TOTAL DE MARCHANDISE
TRUCKS AND CHASSIS	U K	5			5	R U	CAMIONS ET CHASSIS
MOTOR VEHICLE ENGINES	DENMK	35			35	DANMK	MOTEURS DE VEH. AUTOM.
RUBBER TIRES AND TUBES	U K	2			2	R U	PNEUS, CHAMBRES A AIR
	OTHER	1			1	AUTRE	
COMMODITY TOTAL		3			3		TOTAL DE MARCHANDISE
EQUIPMENT MISC.	U K	4			4	R U	MATERIEL DIVERS
	OTHER	1			1	AUTRE	
COMMODITY TOTAL		5			5		TOTAL DE MARCHANDISE
PERSONAL, HOUSEHOLD GOODS	U K	24	10		34	R U	ART. PERS. ET MENAGERS
	DENMK	1			1	DANMK	
	LIBER	5	15		20	LIBER	
	OTHER	5			5	AUTRE	
COMMODITY TOTAL		35	25		60		TOTAL DE MARCHANDISE
CONTAINERS, CLOSURES	DENMK	22			22	DANMK	CONTENEURS, FERMETURES
MISC. END PRODUCTS NES	U K	6			6	R U	PRODUITS FINIS DIV. NDA
GENERAL CARGO	U K	24			24	R U	MARCHANDISES DIVERSES
	DENMK	3			3	DANMK	
	LIBER	21			21	LIBER	
COMMODITY TOTAL		48			48		TOTAL DE MARCHANDISE
COUNTRY/REGION TOTAL		2,048*	314*	*	2,362*		TOTAL DE PAYS/REGION
FR. AFRICA NES							AFRIQUE FR. NDA
PERSONAL, HOUSEHOLD GOODS	U K	3			3	R U	ART. PERS. ET MENAGERS
MISC. END PRODUCTS NES	U K	2			2	R U	PRODUITS FINIS DIV. NDA
	DENMK	1			1	DANMK	
COMMODITY TOTAL		3			3		TOTAL DE MARCHANDISE
COUNTRY/REGION TOTAL		6*	*	*	6*		TOTAL DE PAYS/REGION
GABON REPUBLIC							REP. DU GABON
CEREALS UNMILLED, NES	U K	6			6	R U	CEREALES NON MOUL., NDA
VEGETABLES, DRIED	U K	13			13	R U	LEGUMES, SECS
TRACTORS	U K	14	19		33	R U	TRACTEURS
	LIBER		14		14	LIBER	
	OTHER	1			1	AUTRE	
COMMODITY TOTAL		15	33		48		TOTAL DE MARCHANDISE
MACHINERY NES	U K	133	21		154	R U	MACHINES NDA
	LIBER	1	1		2	LIBER	
COMMODITY TOTAL		134	22		156		TOTAL DE MARCHANDISE
RUBBER TIRES AND TUBES	U K	1	1		1	R U	PNEUS, CHAMBRES A AIR
	OTHER	1			1	AUTRE	
COMMODITY TOTAL		1	1		2		TOTAL DE MARCHANDISE
EQUIPMENT MISC.	U K		19		19	R U	MATERIEL DIVERS
PERSONAL, HOUSEHOLD GOODS	U K	5			5	R U	ART. PERS. ET MENAGERS
MISC. END PRODUCTS NES	U K	1			1	R U	PRODUITS FINIS DIV. NDA
COUNTRY/REGION TOTAL		175*	75*	*	250*		TOTAL DE PAYS/REGION

TABLE 1. CARGOES LOADED AT CANADIAN PORTS FOR FOREIGN COUNTRIES.

TABLEAU 1. MARCHANDISES CHARGÉES DANS LES PORTS CANADIENS A DESTINATION DE PAYS ÉTRANGERS.

COUNTRY OF DESTINATION AND KIND OF CARGO	REGISTRY OF VESSEL	ATLANTIC ATLANTIQUE	GREAT LAKES GRANDS LACS	PACIFIC PACIFIQUE	TOTAL TOTAL	IMMATIC. DU NAVIRE	PAYS DE DESTINATION ET MARCHANDISE
GUINEA							GUINEE
PERSONAL,HOUSEHOLD GOODS	LIBER	1			1	LIBER	ART.PERS.ET MENAGERS
COUNTRY/REGION TOTAL		1*	*	*	1*		TOTAL DE PAYS/REGION
IVORY COAST							COTE-D'IVOIRE
WHEAT	LIBER	2,093			2,093	LIBER	BLE
	OTHER	396			396	AUTRE	
COMMODITY TOTAL		2,489			2,489		TOTAL DE MARCHANDISE
CEREALS UNMILLED,NES	U K	3			3	R U	CEREALES NON MOUL.,NDA
WHEAT FLOUR	U K	930			930	R U	FARINE DE BLE
	DENMK	50			50	DANMK	
	GREEK	15			15	GREQO	
	PANAM	20			20	PANAM	
	OTHER	65	266		331	AUTRE	
COMMODITY TOTAL		1,080	266		1,346		TOTAL DE MARCHANDISE
VEGETABLES, DRIED	U K	13			13	R U	LEGUMES, SECS
MISC.FOOD PREP.NES	PANAM	12			12	PANAM	DIV.PREP.ALIM.NDA
DIST.ALCOHOLIC BEV.	U K	1			1	R U	BOISS.ALCOOL.DIST.
COTTON,TEXTILE WASTE	U K	10			10	R U	DECHETS DE COTON,TEXT.
	OTHER	8			8	AUTRE	
COMMODITY TOTAL		18			18		TOTAL DE MARCHANDISE
WOOD FAB.MATERIALS	OTHER	118			118	AUTRE	DEMI-PRODUITS EN BOIS
BLDG.PAPER AND BOARD	OTHER	1,457			1,457	AUTRE	PLAQ.CONSTR.,PAP/CART.
TEXTILE FAB.MTL NES	PANAM	4			4	PANAM	OUVR.EN MAT.TEXT.NDA
PLASTIC MATERIALS	OTHER	72			72	AUTRE	MATIERES PLASTIQUES
LUBRICATING OIL,GREASE	OTHER	1			1	AUTRE	HUILE,GRAISSE LUBRIF.
STRUCTURAL SHAPES	LIBER	922			922	LIBER	PROFILES DE CONSTRUCT.
	OTHER	29			29	AUTRE	
COMMODITY TOTAL		951			951		TOTAL DE MARCHANDISE
METAL FAB.BASIC PROD.	OTHER	11	20		31	AUTRE	OUVR.DE BASE EN METAL
TRACTORS	U K	29			29	R U	TRACTEURS
	LIBER		19		19	LIBER	
	OTHER		37		37	AUTRE	
COMMODITY TOTAL		29	56		85		TOTAL DE MARCHANDISE
MACHINERY NES	U K	33			33	R U	MACHINES NDA
	DENMK	7			7	DANMK	
	GREEK	9			9	GREQO	
	LIBER	3	1		4	LIBER	
	PANAM	14			14	PANAM	
	OTHER	10			10	AUTRE	
COMMODITY TOTAL		76	1		77		TOTAL DE MARCHANDISE
PASS.AUTOS AND CHASSIS	U K	1			1	R U	VOITURES PART.,CHASSIS
	LIBER	2			2	LIBER	
COMMODITY TOTAL		3			3		TOTAL DE MARCHANDISE
MOTOR VEHICLE ENGINES	DENMK	11			11	DANMK	MOTEURS DE VEH.AUTOM.
EQUIPMENT MISC.	U K	9			9	R U	MATERIEL DIVERS
	DENMK	46			46	DANMK	
	LIBER	2			2	LIBER	
	PANAM	3			3	PANAM	
	OTHER	70			70	AUTRE	
COMMODITY TOTAL		130			130		TOTAL DE MARCHANDISE
PERSONAL,HOUSEHOLD GOODS	U K	21			21	R U	ART.PERS.ET MENAGERS
	DENMK	4			4	DANMK	
	LIBER	11			11	LIBER	
	PANAM	8			8	PANAM	
	OTHER	30			30	AUTRE	
COMMODITY TOTAL		74			74		TOTAL DE MARCHANDISE
CONTAINERS,CLOSURES	U K	3			3	R U	CONTENEURS,FERMETURES
	DENMK	5			5	DANMK	
	OTHER	38			38	AUTRE	
COMMODITY TOTAL		46			46		TOTAL DE MARCHANDISE
MISC. END PRODUCTS NES	U K	1			1	R U	PRODUITS FINIS DIV.NDA
	DENMK	11			11	DANMK	
	LIBER	2			2	LIBER	
	PANAM	413			413	PANAM	
	OTHER	8			8	AUTRE	
COMMODITY TOTAL		435			435		TOTAL DE MARCHANDISE
GENERAL CARGO	DENMK	7			7	DANMK	MARCHANDISES DIVERSES
	LIBER	25			25	LIBER	
	PANAM	1			1	PANAM	
COMMODITY TOTAL		33			33		TOTAL DE MARCHANDISE
COUNTRY/REGION TOTAL		7,067*	343*	*	7,410*		TOTAL DE PAYS/REGION
LIBERIA							LIBERIA
FISH,CANNED	LIBER	1			1	LIBER	POISSON EN BOITES
MILK POWDER	U K	28			28	R U	LAIT EN POUFRE
WHEAT FLOUR	U K	521			521	R U	FARINE DE BLE
	DENMK	351			351	DANMK	
	LIBER	583			583	LIBER	
	PANAM	61			61	PANAM	
	OTHER	530	1,768		2,298	AUTRE	
COMMODITY TOTAL		2,046	1,768		3,814		TOTAL DE MARCHANDISE
CEREALS MILLED,NES	DENMK	1			1	DANMK	CEREALES MOULUES,NDA

TABLE 1. CARGOES LOADED AT CANADIAN PORTS FOR FOREIGN COUNTRIES.

TABLEAU 1. MARCHANDISES CHARGÉES DANS LES PORTS CANADIENS A DESTINATION DE PAYS ÉTRANGERS.

COUNTRY OF DESTINATION AND KIND OF CARGO	REGISTRY OF VESSEL	ATLANTIC ATLANTIQUE	GREAT LAKES GRANDS LACS	PACIFIC PACIFIQUE	TOTAL TOTAL	IMMATIC. DU NAVIRE	PAYS DE DESTINATION ET MARCHANDISE
LIBERIA COMT.							LIBERIA SUITE
VEGETABLES, FROZEN	U K	1			1	R U	LEGUMES, CONGÉLÉS
VEGETABLES, DRIED	U K	1			1	R U	LEGUMES, SECS
SPICES	U K	1			1	R U	ÉPICES
MISC.FOOD PREP.NES	U K	9			9	R U	DIV.PREP.ALIM.NDA
	DENMK	7			7	DANMK	
	LIBER	40	2		42	LIBER	
	PANAM	19			19	PANAM	
	OTHER	51			51	AUTRE	
COMMODITY TOTAL		126	2		128		TOTAL DE MARCHANDISE
CONC.COMPLETE FEEDS	U K	6			6	R U	CONC.,PROV.COMPLETES
	DENMK	7			7	DANMK	
COMMODITY TOTAL		13			13		TOTAL DE MARCHANDISE
NON-ALCOHOLIC BEVERAGE	LIBER		3		3	LIBER	BOISSONS NON-ALCOOLIQ.
DIST.ALCOHOLIC BEV.	U K	1			1	R U	BOISS.ALCOOL.DIST.
NURSERY, GREENHSE STOCK	DENMK	1			1	DANMK	PROD.PEPINIERE, SERRE
LEAD ORE AND CONC.	DENMK	7			7	DANMK	MINERAI, CONC. DE PLOMB
SALT	U K	6			6	R U	SEL
WOOD FAB.MATERIALS	LIBER		28		28	LIBER	DEMI-PRODUITS EN BOIS
PAPER NES	DENMK	9			9	DANMK	PAPIER NDA
TEXTILE FAB.MTL NES	PANAM	14			14	PANAM	OUVR.EN MAT.TEXT.NDA
OILS,FATS,WAXES NES	OTHER	3			3	AUTRE	HUIL.MAT.GRAS.CIRE NDA
GLYCOL	U K	14			14	R U	GLYCOL
EXPLOS., FUSES, CAPS	U K	196			196	R U	EXPLOS., AMORCES, DET.
	OTHER	1			1	AUTRE	
COMMODITY TOTAL		197			197		TOTAL DE MARCHANDISE
CHEM.SPECIALTIES NES	OTHER	581			581	AUTRE	PROD.CHEM.SPECIALAUX NDA
PETROL.COAL PROD.NES	U K	2			2	R U	DERIVE PETR.CHARB.NDA
PIPES,TUBES:IRON,STEEL	U K	37			37	R U	TUYAUX,TUBES:FER,ACIER
METAL FAB.BASIC PROD.	U K	1			1	R U	OUVR.DE BASE EN METAL
	OTHER	16			16	AUTRE	
COMMODITY TOTAL		17			17		TOTAL DE MARCHANDISE
CEMENT	U K	5			5	R U	CIMENT
TRACTORS	U K	29			29	R U	TRACTEURS
	OTHER	1			1	AUTRE	
COMMODITY TOTAL		30			30		TOTAL DE MARCHANDISE
MACHINERY NES	U K	85	1		86	R U	MACHINES NDA
	LIBER	1	29		30	LIBER	
	OTHER	2			2	AUTRE	
COMMODITY TOTAL		88	30		118		TOTAL DE MARCHANDISE
TRUCKS AND CHASSIS	U K	11			11	R U	CAMIONS ET CHASSIS
MOTOR VEHICLE ENGINES	DENMK	7			7	DANMK	MOTEURS DE VEH.AUTOM.
EQUIPMENT MISC.	U K	37			37	R U	MATERIEL DIVERS
	OTHER	1			1	AUTRE	
COMMODITY TOTAL		37	1		38		TOTAL DE MARCHANDISE
PERSONAL, HSEHOLD GOODS	U K	2	1		3	R U	ART.PERS.ET MENAGERS
	LIBER	2			2	LIBER	
	PANAM	1			1	PANAM	
	OTHER	6			6	AUTRE	
COMMODITY TOTAL		11	1		12		TOTAL DE MARCHANDISE
FIREARMS, AMMUNITION	U K	12			12	R U	ARMES A FEU, MUNITIONS
	DENMK	2			2	DANMK	
	LIBER	5			5	LIBER	
	OTHER	35			35	AUTRE	
COMMODITY TOTAL		54			54		TOTAL DE MARCHANDISE
CONTAINERS, CLOSURES	U K	19			19	R U	CONTENEURS, FERMETURES
	DENMK	3			3	DANMK	
	OTHER	61			61	AUTRE	
COMMODITY TOTAL		83			83		TOTAL DE MARCHANDISE
MISC. END PRODUCTS NES	OTHER	7			7	AUTRE	PRODUITS FINIS DIV.NDA
GENERAL CARGO	U K	19			19	R U	MARCHANDISES DIVERSES
	DENMK	53			53	DANMK	
	GREEK	1			1	GRECQ	
	LIBER	5			5	LIBER	
COMMODITY TOTAL		78			78		TOTAL DE MARCHANDISE
COUNTRY/REGION TOTAL		3,518*	1,833*	*	5,351*		TOTAL DE PAYS/REGION
MALAGASY REP.							REP. MALGACHE
FISH, FRESH OR FROZEN	NORW			2	2	NORV	POISSON, FRAIS OU CONG.
SHELL FISH, NES	NORW			2	2	NORV	MOLLUSQUES CRUST., NDA
ZINC ORE AND CONC.	NORW			55	55	NORV	MINERAI, CONC. DE ZINC
ASBESTOS	NORW			180	180	NORV	AMIANTE
PULP	NORW			800	800	NORV	PATE
EQUIPMENT MISC.	NORW			1	1	NORV	MATERIEL DIVERS
PERSONAL, HSEHOLD GOODS	NORW			5	5	NORV	ART.PERS.ET MENAGERS
COUNTRY/REGION TOTAL		*	*	1,045*	1,045*		TOTAL DE PAYS/REGION
MOROCCO							MAROC
BARLEY	NETH	12,853			12,853	P.BAS	ORGE
	OTHER	15,083			15,083	AUTRE	
COMMODITY TOTAL		27,936			27,936		TOTAL DE MARCHANDISE
WHEAT	LIBER	38,235			38,235	LIBER	BLE
	OTHER	4,275			4,275	AUTRE	
COMMODITY TOTAL		42,510			42,510		TOTAL DE MARCHANDISE

TABLE 1. CARGOES LOADED AT CANADIAN PORTS FOR FOREIGN COUNTRIES.

TABLEAU 1. MARCHANDISES CHARGÉES DANS LES PORTS CANADIENS A DESTINATION DE PAYS ÉTRANGERS.

COUNTRY OF DESTINATION AND KIND OF CARGO	REGISTRY OF VESSEL	ATLANTIC ATLANTIQUE	GREAT LAKES GRANDS LACS	PACIFIC PACIFIQUE	TOTAL TOTAL	IMMATIC. DU NAVIRE	PAYS DE DESTINATION ET MARCHANDISE
MOROCCO CONT.							MAROC SUITE
WHEAT FLOUR	OTHER	1,102			1,102	AUTRE	FARINE DE BLE
ASBESTOS	PANAM	125			125	PANAM	AMIANTE
TEXTILE FAB.MTL NES	PANAM	162			162	PANAM	OUVR.EN MAT.TEXT.NDA
INORGANIC CHEMS. NES	PANAM	18			18	PANAM	PROD.CHIM.INORG.NDA
ORGANIC CHEMICALS NES	PANAM	23			23	PANAM	PROD.CHIM.ORGAN.NDA
PLATE & SHEET STEEL	PANAM	3			3	PANAM	TILES,FEUILLES D'ACIER
BRICKS,TILES NES	PANAM	429			429	PANAM	BRIQUES,TUILES NDA
EQUIPMENT MISC.	GER			5	5	ALL	MATERIEL DIVERS
PERSONAL,HSEHOLD GOODS	PANAM	5			5	PANAM	ART.PERS.ET MENAGERS
GENERAL CARGO	PANAM	1			1	PANAM	MARCHANDISES DIVERSES
COUNTRY/REGION TOTAL		72,314*	*	5*	72,319*		TOTAL DE PAYS/REGION
MOZAMBIQUE							MOZAMBIQUE
FISH,SALTED OR CURED	NORW	2			2	NORV	POISSON,SALE OU FUME
FISH,CANNED	NETH			1	1	P.BAS	POISSON EN BOITES
DAIRY PROD.,EGGS,HONEY	U K	23			23	R U	PROD.LAIT.,OEUFS,MIEL
	NETH			21	21	P.BAS	
COMMODITY TOTAL		23		21	44		TOTAL DE MARCHANDISE
WHEAT FLOUR	NORW	221			221	NORV	FARINE DE BLE
MACARONI,CEREAL PROD.	NORW	61			61	NORV	PATES ALIM.PROD.CEREAL
VEGETABLES, DRIED	NORW	22			22	NORV	LEGUMES, SECS
SAUSAGE SKINS,CASINGS	U K	3			3	R U	BOYAUX A SAUCISSES
MISC.FOOD PREP.NFS	NORW	31	2		33	NORV	DIV.PREP.ALIM.NDA
ASBESTOS	NETH			799	799	P.BAS	AMIANTE
LUMBER AND TIMBER	GREEK			3,896	3,896	GRECQ	BOIS DOEUVRE ET CHARP.
	NETH			15,186	15,186	P.BAS	
COMMODITY TOTAL				19,082	19,082		TOTAL DE MARCHANDISE
PULP	DENMK	898			898	DANMK	PATE
	GER	606			606	ALL	
	NETH			125	125	P.BAS	
	NORW	536			536	NORV	
COMMODITY TOTAL		2,040		125	2,165		TOTAL DE MARCHANDISE
NEWSPRINT PAPER	U K	21			21	R U	PAPIER JOURNAL
PAPER NES	U K	43	126		169	R U	PAPIER NDA
	DENMK	11			11	DANMK	
	NETH			371	371	P.BAS	
	NORW	82			82	NORV	
	OTHER	31			31	AUTRE	
COMMODITY TOTAL		167	126	371	664		TOTAL DE MARCHANDISE
PAPERBOARD	U K	1,657			1,657	R U	CARTON
	NETH			158	158	P.BAS	
COMMODITY TOTAL		1,657		158	1,815		TOTAL DE MARCHANDISE
JUTE WOVEN FABRICS	NETH			98	98	P.BAS	TISSUS DE JUTE
TEXTILE FAB.MTL NES	NORW	3			3	NORV	OUVR.EN MAT.TEXT.NDA
ORGANIC CHEMICALS NES	U K	102			102	R U	PROD.CHIM.ORGAN.NDA
	NORW	238	18		256	NORV	
COMMODITY TOTAL		340	18		358		TOTAL DE MARCHANDISE
AGRICULTURAL CHEMICALS	NORW	1			1	NORV	PROD.CHIM.AGRICOLES
PLASTIC MATERIALS	U K	36			36	R U	MATIERES PLASTIQUES
	NORW	129	18		147	NORV	
COMMODITY TOTAL		165	18		183		TOTAL DE MARCHANDISE
CHEM.SPECIALTIES NES	NORW	11			11	NORV	PROD.CHIM.SPECIALS NDA
STRUCTURAL SHAPES	NORW	8			8	NORV	PROFILES DE CONSTRUCT.
PIPES,TUBES:IRON,STEEL	NORW		4		4	NORV	TUYAUX,TUBES:FER,ACIER
WIRE	NETH			2	2	P.BAS	FIL METALLIQUE
NON-FERROUS METALS NES	NETH			71	71	P.BAS	METAUX NON-FERREUX NDA
METAL FAB.BASIC PROD.	NETH			9	9	P.BAS	OUVR.DE BASE EN METAL
	OTHER	1			1	AUTRE	
COMMODITY TOTAL		1		9	10		TOTAL DE MARCHANDISE
BRICKS,TILES NES	NETH			1	1	P.BAS	BRIQUES,TUILES NDA
	NORW	75			75	NORV	
COMMODITY TOTAL		75		1	76		TOTAL DE MARCHANDISE
GLASS BASIC PRODUCTS	NORW		1		1	NORV	OUVR.OE BASE EN VERRE
CEMENT	NORW	1			1	NORV	CIMENT
MACHINERY NES	U K		1		1	R U	MACHINES NDA
	NETH			4	4	P.BAS	
	NORW	26			26	NORV	
COMMODITY TOTAL		26	1	4	31		TOTAL DE MARCHANDISE
RAILWAY ROLLING STOCK	U K	1			1	R U	MAT.RDUL.DE CH.DE FER
	NORW	1			1	NORV	
COMMODITY TOTAL		2			2		TOTAL DE MARCHANDISE
TRUCKS AND CHASSIS	NETH			3	3	P.BAS	CAMIONS ET CHASSIS
MOTOR VEHICLE ENGINES	U K		1		1	R U	MOTEURS DE VEH.AUTOM.
	NETH			3	3	P.BAS	
	NORW	4	6		10	NORV	
COMMODITY TOTAL		4	7	3	14		TOTAL DE MARCHANDISE
EQUIPMENT MISC.	U K	19	3		22	R U	MATERIEL DIVERS
	NETH			1	1	P.BAS	
	NORW	1	22		23	NORV	
COMMODITY TOTAL		20	25	1	46		TOTAL DE MARCHANDISE
PERSONAL,HSEHOLD GOODS	U K	1			1	R U	ART.PERS.ET MENAGERS
	NETH	1			2	P.BAS	
	NORW	6	1		7	NORV	
COMMODITY TOTAL		8	1	5	14		TOTAL DE MARCHANDISE

TABLE 1. CARGOES LOADED AT CANADIAN PORTS FOR FOREIGN COUNTRIES.

TABLEAU 1. MARCHANDISES CHARGÉES DANS LES PORTS CANADIENS A DESTINATION DE PAYS ÉTRANGERS.

COUNTRY OF DESTINATION AND KIND OF CARGO	REGISTRY OF VESSEL	ATLANTIC ATLANTIQUE	GREAT LAKES GRANDS LACS	PACIFIC PACIFIQUE	TOTAL TOTAL	IMMATIC. DU NAVIRE	PAYS DE DESTINATION ET MARCHANDISE
MOZAMBIQUE CONT.							MOZAMBIQUE SUITE
MISC. END PRODUCTS NES	U K	9	2		11	R U	PRODUITS FINIS DIV.NDA
	DENMK	32			32	DANMK	
	GER	1			1	ALL	
	NETH			3	3	P.BAS	
	NORW	5	2		7	NORV	
COMMODITY TOTAL		47	4	3	54		TOTAL DE MARCHANDISE
GENERAL CARGO	U K	1			1	R U	MARCHANDISES DIVERSES
	NORW	10	10		20	NORV	
	JAPAN	1			1	JAPON	
COMMODITY TOTAL		12	10		22		TOTAL DE MARCHANDISE
COUNTRY/REGION TOTAL		4,972*	217*	20,757*	25,946*		TOTAL DE PAYS/REGION
PORT. AF. NES							AF. PORT. NDA
WHEAT FLOUR	U K	983			983	R U	FARINE DE BLE
	DENMK	25			25	DANMK	
COMMODITY TOTAL		1,008			1,008		TOTAL DE MARCHANDISE
MACARONI, CEREAL PROD.	U K	1			1	R U	PATES ALIM.PROD.CEREAL
COUNTRY/REGION TOTAL		1,009*	*	*	1,009*		TOTAL DE PAYS/REGION
SENEGAL							SENEGAL
MILK POWDER	U K	80			80	R U	LAIT EN POUVRE
	OTHER	78			78	AUTRE	
COMMODITY TOTAL		158			158		TOTAL DE MARCHANDISE
WHEAT	U K	3,000			3,000	R U	BLE
WHEAT FLOUR	OENMK	101			101	DANMK	FARINE DE BLE
	OTHER	9,983			9,983	AUTRE	
COMMODITY TOTAL		10,084			10,084		TOTAL DE MARCHANDISE
MISC.FOOD PREP.NES	U K	1			1	R U	OIV.PREP.ALIM.NDA
ALE, BEER, STOUT, PORTER	OTHER	6			6	AUTRE	ALE,BIERE,STOUT,PORTER
DIST.ALCOHOLIC BEV.	OTHER	1			1	AUTRE	BOISS.ALCOOL.DIST.
COTTON, TEXTILE WASTE	U K	3			3	R U	DECHETS DE COTON,TEXT.
BLDG.PAPER AND BOARD	U K	16			16	R U	PLAQ.CONSTR.,PAP/CART.
	OTHER	49			49	AUTRE	
COMMODITY TOTAL		65			65		TOTAL DE MARCHANDISE
COPPER AND ALLOYS	OTHER	5			5	AUTRE	CUIVRE ET ALLIAGES
MACHINERY NES	U K	19			19	R U	MACHINES NDA
	DENMK	1			1	DANMK	
	OTHER	2			2	AUTRE	
COMMODITY TOTAL		22			22		TOTAL DE MARCHANDISE
TRUCKS AND CHASSIS	U K	64			64	R U	CAMIONS ET CHASSIS
MOTOR VEHICLE ENGINES	DENMK	4			4	DANMK	MOTEURS DE VEH.AUTOM.
ROAD MOTOR VEH. NES	LIBER	4			4	LIBER	VEH.AUTOM.ROUTIERS NDA
SHIPS, AIRCRAFT, MIS.VEH	U K	56			56	R U	NAVIRES,AVIONS,VEH.OIV
EQUIPMENT MISC.	U K	58			58	R U	MATERIEL DIVERS
	DENMK	6			6	DANMK	
	LIBER	30			30	LIBER	
	OTHER	7			7	AUTRE	
COMMODITY TOTAL		101			101		TOTAL DE MARCHANDISE
PERSONAL, HSEHDL GOODS	U K	19			19	R U	ART.PERS.ET MENAGERS
	DENMK	1			1	DANMK	
	LIBER	9			9	LIBER	
	PANAM	3			3	PANAM	
	OTHER	34			34	AUTRE	
COMMODITY TOTAL		66			66		TOTAL DE MARCHANDISE
MISC. END PRODUCTS NES	LIBER	4			4	LIBER	PRODUITS FINIS DIV.NDA
	OTHER	2			2	AUTRE	
COMMODITY TOTAL		6			6		TOTAL DE MARCHANDISE
GENERAL CARGO	U K	2			2	R U	MARCHANDISES DIVERSES
	DENMK	1			1	DANMK	
	PANAM	1			1	PANAM	
COMMODITY TOTAL		4			4		TOTAL DE MARCHANDISE
COUNTRY/REGION TOTAL		13,650*	*	*	13,650*		TOTAL DE PAYS/REGION
SPANISH AFRICA							AFRIQUE ESPAG.
CATTLE	OTHER	225			225	AUTRE	BOVINS
FISH, CANNED	GER			1	1	ALL	POISSON EN BOITES
DIST.ALCOHOLIC BEV.	GER			1	1	ALL	BOISS.ALCOOL.DIST.
COUNTRY/REGION TOTAL		225*	*	2*	227*		TOTAL DE PAYS/REGION
TOGO							TOGO
WHEAT FLOUR	U K	166			166	R U	FARINE DE BLE
	PANAM	330			330	PANAM	
	OTHER	236	787		1,023	AUTRE	
COMMODITY TOTAL		732	787		1,519		TOTAL DE MARCHANDISE
VEGETABLE PREP.NES	U K	2			2	R U	PREP. DE LEGUMES NDA
SPICES	U K	1			1	R U	EPICES
COTTON, TEXTILE WASTE	OTHER		18		18	AUTRE	DECHETS DE COTON,TEXT.
BLDG.PAPER AND BOARD	OTHER	18			18	AUTRE	PLAQ.CONSTR.,PAP/CART.

TABLE 1. CARGOES LOADED AT CANADIAN PORTS FOR FOREIGN COUNTRIES.

TABLEAU 1. MARCHANDISES CHARGÉES DANS LES PORTS CANADIENS A DESTINATION DE PAYS ÉTRANGERS.

COUNTRY OF DESTINATION AND KIND OF CARGO	REGISTRY OF VESSEL	ATLANTIC ATLANTIQUE	GREAT LAKES GRANDS LACS	PACIFIC PACIFIQUE	TOTAL TOTAL	IMMATIC. DU NAVIRE	PAYS DE DESTINATION ET MARCHANDISE
TOGO CONT.							
WIRE	OTHER	7			7	AUTRE	TOGO
PASS.AUTOS AND CHASSIS	U K	1			1	R U	SUITE
	OTHER	1			1	AUTRE	FIL METALLIQUE
COMMODITY TOTAL		2			2		VOITURES PART.,CHASSIS
PERSONAL,HSEHOLD GOODS	U K	35	11		46	R U	TOTAL DE MARCHANDISE
	LIBER	4	15		19	LIBER	ART.PERS.ET MENAGERS
	OTHER	2			2	AUTRE	
COMMODITY TOTAL		41	26		67		TOTAL DE MARCHANDISE
MISC. END PRODUCTS NES	OTHER		1		1	AUTRE	PRODUITS FINIS DIV.NDA
GENERAL CARGO	LIBER	14			14	LIBER	MARCHANDISES DIVERSES
	OTHER	3			3	AUTRE	
COMMODITY TOTAL		17			17		TOTAL DE MARCHANDISE
COUNTRY/REGION TOTAL		820*	832*	*	1,652*		TOTAL DE PAYS/REGION
TUNISIA							
WHEAT	OTHER	17,824			17,824	AUTRE	TUNISIE
VEGETABLES, DRIED	GREEK	90			90	GRECQ	BLE
BOLTS,ROUND TIMBER	U K	1,535			1,535	R U	LEGUMES, SECS
	OTHER	2,225			2,225	AUTRE	BIELLOTS,BOIS RONDS
COMMODITY TOTAL		3,760			3,760		TOTAL DE MARCHANDISE
PULPWOOD	DENMK	1,150			1,150	DANMK	BOIS A PATE
	NORW	2,000			2,000	NORV	
COMMODITY TOTAL		3,150			3,150		TOTAL DE MARCHANDISE
ASBESTOS	GER	3,000			3,000	ALL	AMIANTE
SULPHUR IN ORES	GER			19,600	19,600	ALL	SOUFRE EN MINERAI
	GREEK			34,496	34,496	GRECQ	
	PANAM			24,192	24,192	PANAM	
COMMODITY TOTAL				78,288	78,288		TOTAL DE MARCHANDISE
LUMBER AND TIMBER	GER			5,230	5,230	ALL	BOIS D'OEUVRE ET CHARP.
	NORW	500			500	NORV	
	OTHER			4,615	4,615	AUTRE	
COMMODITY TOTAL		500		9,845	10,345		TOTAL DE MARCHANDISE
PAPERBOARD	OTHER	746			746	AUTRE	CARTON
CHEM.SPECIALTIES NES	GREEK	965			965	GRECQ	PROD.CHIM.SPECIAUX NDA
RAILWAY ROLLING STOCK	GER	750			750	ALL	MAT.ROUL.DE CH.DE FER
MISC. END PRODUCTS NES	NORW	94			94	NORV	PRODUITS FINIS DIV.NDA
GENERAL CARGO	GER	200			200	ALL	MARCHANDISES DIVERSES
COUNTRY/REGION TOTAL		31,079*	*	88,133*	119,212*		TOTAL DE PAYS/REGION
SRI LANKA							
WHEAT FLOUR	GREEK	3,667		9,538	13,205	GRECQ	SRI LANKA
	OTHER	12,861			12,861	AUTRE	FARINE DE BLE
COMMODITY TOTAL		16,528		9,538	26,066		TOTAL DE MARCHANDISE
NUTS,EXC.OIL NUTS NES	U K		29		29	R U	NOIX,SAUF OLEAG.NDA
MISC.FOOD PREP.NES	U K	51			51	R U	DIV.PREP.ALIM.NDA
ASBESTOS	U K	2,010			2,010	R U	AMIANTE
NEWSPRINT PAPER	NDRW			27	27	NORV	PAPIER JOURNAL
PAPER NES	U K	1			1	R U	PAPIER NDA
TEXTILE FAB.MTL NES	U K	81			81	R U	OUVR.EN MAT.TEXT.NDA
CHEM.SPECIALTIES NES	U K	18			18	R U	PROD.CHIM.SPECIAUX NDA
PETROL.COAL PROD.NES	U K	1			1	R U	DERIVE PETR.CHARB.NOA
ALUMINIUM	U K	29			29	R U	ALUMINIUM
METAL FAB.BASIC PROD.	U K	2	5		7	R U	OUVR.DE BASE EN METAL
	NETH			2	2	P.BAS	
COMMODITY TOTAL		2	5	2	9		TOTAL DE MARCHANDISE
MACHINERY NES	U K	8			8	R U	MACHINES NDA
	NETH			8	8	P.BAS	
	NORW			1	1	NORV	
COMMODITY TOTAL		8		9	17		TOTAL DE MARCHANDISE
TRUCKS AND CHASSIS	NETH			16	16	P.BAS	CAMIONS ET CHASSIS
EQUIPMENT MISC.	U K	15			15	R U	MATERIEL DIVERS
	NETH			1	1	P.BAS	
COMMODITY TOTAL		15		1	16		TOTAL DE MARCHANDISE
PERSONAL,HSEHOLD GOODS	U K		1		1	R U	ART.PERS.ET MENAGERS
CONTAINERS,CLOSURES	U K	189			189	R U	CONTENEURS,FERMETURES
GENERAL CARGO	U K	6	2		8	R U	MARCHANDISES DIVERSES
COUNTRY/REGION TOTAL		18,939*	37*	9,593*	28,569*		TOTAL DE PAYS/REGION
HONG KONG							
MEAT,FRESH OR FROZEN	DENMK	748			748	DANMK	HONG-KONG
	NORW	518		129	647	NORV	VIANDE,FRAICHE / CONG.
	JAPAN	36			36	JAPON	
	U S A			110	110	E-U	
COMMODITY TOTAL		1,302		239	1,541		TOTAL DE MARCHANDISE
MEAT AND MEAT PREP.NES	DENMK	40			40	DANMK	VIANDES ET PREP.NDA
	NORW	103		20	123	NORV	
	U S A			6	6	E-U	
COMMODITY TOTAL		143		26	169		TOTAL DE MARCHANDISE
FISH,FRESH OR FROZEN	NORW	25		54	79	NORV	POISSON,FRAIS OU CONG.
	U S A			3	3	E-U	

TABLE 1. CARGOES LOADED AT CANADIAN PORTS FOR FOREIGN COUNTRIES.

TABLEAU 1. MARCHANDISES CHARGÉES DANS LES PORTS CANADIENS A DESTINATION DE PAYS ÉTRANGERS.

COUNTRY OF DESTINATION AND KIND OF CARGO	REGISTRY OF VESSEL	ATLANTIC ATLANTIQUE	GREAT LAKES GRANDS LACS	PACIFIC PACIFIQUE	TOTAL TOTAL	IMMATIC. DU NAVIRE	PAYS DE DESTINATION ET MARCHANDISE
HONG KONG							HONG-KONG
COMMODITY TOTAL		25		57	82		SUITE TOTAL DE MARCHANDISE
FISH, CANNED	NORW			9	9	NORV	POISSON EN BOITES
SHELL FISH, NES	NORW			9	9	NORV	MOLLUSQUES CRUST., NDA
WHEAT	NORW			6,347	6,347	NORV	BLE
	LIBER			5,600	5,600	LIBER	
	U S A			1,764	1,764	E-U	
COMMODITY TOTAL				13,711	13,711		TOTAL DE MARCHANDISE
WHEAT FLOUR	NORW	30		407	437	NORV	FARINE DE BLE
	U S A			1,041	1,041	E-U	
COMMODITY TOTAL		30		1,448	1,478		TOTAL DE MARCHANDISE
CEREALS MILLED, NES	DENMK	2			2	DANMK	CEREALES MOULUES, NDA
MACARONI, CEREAL PROD.	U S A			126	126	E-U	PATES ALIM. PROD. CEREAL
APPLES	U S A			60	60	E-U	POMMES
VEGETABLES, FROZEN	U S A			11	11	E-U	LEGUMES, CONGELES
VEGETABLES, DRIED	U S A			5	5	E-U	LEGUMES, SECS
MISC. FOOD PREP. NES	DENMK	300			300	DANMK	OV. PREP. ALIM. NDA
	NORW	748		1,069	1,817	NORV	
	U S A			22	22	E-U	
COMMODITY TOTAL		1,048		1,091	2,139		TOTAL DE MARCHANDISE
GROUND CEREALS NES	DENMK	180			180	DANMK	CEREALES MOULUES NDA
CONC. COMPLETE FEEDS	DENMK	120			120	DANMK	CONC. PROV. COMPLETES
NON-ALCOHOLIC BEVERAGE	DENMK	3			3	DANMK	BOISSONS NON-ALCOOLIQ.
DIST. ALCOHOLIC BEV.	NORW	11		1	12	NORV	BOISS. ALCOOL. DIST.
CIGARETTES	NORW	2			2	NORV	CIGARETTES
TOBACCO NES	DENMK	102			102	DANMK	TABACS NDA
	NORW	1			1	NORV	
COMMODITY TOTAL		103			103		TOTAL DE MARCHANDISE
RAW HIDES AND SKINS	DENMK	262			262	DANMK	PEAUX ET CUIRS BRUT
CRUDE ANIMAL PROD. NES	NORW			25	25	NORV	PR. BRUTS ORIG. ANIM. NDA
SOYA BEANS	NORW	81			81	NORV	GRAINE DE SOYA
CRUDE VEG. PROD. NES	NORW			5	5	NORV	PR. BRUTS ORIG. VEG. NOA
WOOL AND ANIMAL HAIR	DENMK	1			1	DANMK	LAINES, POILS DANIMAL
ZINC ORE AND CONC.	NORW			28	28	NORV	MINERAIS, CONC. DE ZINC
	U S A			105	105	E-U	
COMMODITY TOTAL		140		133	140		TOTAL DE MARCHANDISE
ORES AND CONC. NES	DENMK	140			140	DANMK	MINERAIS ET CONC. NDA
NON-FERROUS MET. SCRAP	DENMK	7			7	DANMK	DECHETS METAL. NON FER.
ASBESTOS	DENMK	151			151	DANMK	AMIANTE
CRUDE NON-MET. MIN. NES	DENMK	268			268	DANMK	MIN. NON-MET. BRUTS NDA
WASTE AND SCRAP NES	DENMK	171			171	DANMK	DECHETS ET REBUTS NDA
	NORW	14			14	NORV	
COMMODITY TOTAL		185			185		TOTAL DE MARCHANDISE
LEATHER	DENMK	288			288	DANMK	CUIR
PULP	DENMK	27			27	DANMK	PATE
	NORW			10	10	NORV	
	U S A			29	29	E-U	
COMMODITY TOTAL		27		39	66		TOTAL DE MARCHANDISE
NEWSPRINT PAPER	U K			1,185	1,185	R U	PAPIER JOURNAL
	DENMK	1,187			1,187	DANMK	
	GER			884	884	DANMK	
	NORW	3,430		468	3,898	NORV	
	LIBER			3,168	3,168	LIBER	
	JAPAN	2,111			2,111	JAPON	
	OTHER			3,251	3,251	AUTRE	
COMMODITY TOTAL		6,728		8,956	15,684		TOTAL DE MARCHANDISE
PAPER NES	DENMK	103			103	DANMK	PAPIER NDA
	NORW			1,234	1,234	NORV	
	U S A			78	78	E-U	
COMMODITY TOTAL		103		1,312	1,415		TOTAL DE MARCHANDISE
PAPERBOARD	NORW	61			61	NORV	CARTON
BLOG. PAPER AND BOARD	DENMK	28			28	DANMK	PLAQ. CONSTR., PAP./CART.
	NORW	10			10	NORV	
COMMODITY TOTAL		38			38		TOTAL DE MARCHANDISE
WET MACHINE BOARD	DENMK	1			1	DANMK	CARTON EN PATE PRESSE
TEXTILE FAB. MTL NES	DENMK	12			12	DANMK	OUVR. EN MAT. TEXT. NDA
	NORW	9			9	NORV	
	U S A			2	2	E-U	
COMMODITY TOTAL		21		2	23		TOTAL DE MARCHANDISE
METALLIC SALTS	DENMK	10			10	DANMK	SELS METALLIQUES
ORGANIC CHEMICALS NES	DENMK	3			3	DANMK	PROD. CHIM. ORGAN. NDA
	NORW			66	66	NORV	
COMMODITY TOTAL		3		66	69		TOTAL DE MARCHANDISE
PLASTIC MATERIALS	DENMK	75			75	DANMK	MATIERES PLASTIQUES
	NORW	565		11	576	NORV	
COMMODITY TOTAL		640		11	651		TOTAL DE MARCHANDISE
DYESTUFF, PIGMENT, PAINT	DENMK	1			1	DANMK	MAT. COLOR. PIG. PEINTURE
CHEM. SPECIALTIES NES	DENMK	4			4	DANMK	PROD. CHIM. SPECIAUX NDA
	NORW	2			2	NORV	
COMMODITY TOTAL		6			6		TOTAL DE MARCHANDISE
PLATE & SHEET STEEL	DENMK	539			539	DANMK	TOLES, FEUILLES D'ACIER
	NORW	1,013			1,013	NORV	
	U S A			18	18	E-U	
COMMODITY TOTAL		1,552		18	1,570		TOTAL DE MARCHANDISE
PIPES, TUBES: IRON, STEEL	DENMK	7			7	DANMK	TUYAUX, TUBES: FER, ACIER
WIRE	DENMK	14			14	DANMK	FIL METALLIQUE
	NORW	2			2	NORV	

TABLE 1. CARGOES LOADED AT CANADIAN PORTS FOR FOREIGN COUNTRIES.

TABLÉAU 1. MARCHANDISES CHARGÉES DANS LES PORTS CANADIENS A DESTINATION DE PAYS ÉTRANGERS.

COUNTRY OF DESTINATION AND KIND OF CARGO	REGISTRY OF VESSEL	ATLANTIC ATLANTIQUE	GREAT LAKES GRANDS LACS	PACIFIC PACIFIQUE	TOTAL TOTAL	IMMATIC. DU NAVIRE	PAYS DE DESTINATION ET MARCHANDISE
HONG KONG							HONG-KONG
COMMODITY TOTAL							TOTAL DE MARCHANDISE
ALUMINIUM	U K	35			35	R U	ALUMINIUM
	DENMK	22		1,529	1,529	DANMK	
	NORW	44		2,027	2,071	NORV	
	LIBER			618	618	LIBER	
	OTHER			2,837	2,837	AUTRE	
COMMODITY TOTAL		66		7,011	7,077		TOTAL DE MARCHANDISE
COPPER AND ALLOYS	NORW	21			21	NORV	CUIVRE ET ALLIAGES
LEAD AND ALLOYS	U S A			74	74	E-U	PLOMB ET ALLIAGES
NICKEL AND ALLOYS	DENMK	11			11	DANMK	NICKEL ET ALLIAGES
	NORW			5	5	NORV	
	U S A			54	54	E-U	
COMMODITY TOTAL		11		59	70		TOTAL DE MARCHANDISE
ZINC AND ALLOYS	NORW			826	826	NORV	ZINC ET ALLIAGES
	U S A			1,690	1,690	E-U	
COMMODITY TOTAL				2,516	2,516		TOTAL DE MARCHANDISE
METAL FAB.BASIC PROD.	DENMK	22			22	DANMK	OUVR.DE BASE EN METAL
	NORW			138	138	NORV	
	U S A			164	164	E-U	
COMMODITY TOTAL		22		302	324		TOTAL DE MARCHANDISE
NON-MET.MIN.BASIC PROD	DENMK	154			154	DANMK	PROD.MIN.NON-MET.BASE
	NORW	4			4	NORV	
COMMODITY TOTAL		158			158		TOTAL DE MARCHANDISE
MISC.FABRICATED PROD.	DENMK	26			26	DANMK	OUVRAGES DIVERS
	NORW	39			39	NORV	
COMMODITY TOTAL		65			65		TOTAL DE MARCHANDISE
MACHINERY NES	DENMK	18			18	DANMK	MACHINES NDA
	NORW	4		4	8	NORV	
	U S A			3	3	E-U	
COMMODITY TOTAL		22		7	29		TOTAL DE MARCHANDISE
MOTOR VEHICLE ENGINES	DENMK	1			1	DANMK	MOTEURS DE VEH.AUTOM.
	NORW	18			18	NORV	
COMMODITY TOTAL		19			19		TOTAL DE MARCHANDISE
SHIPS,AIRCRAFT,MIS.VEH EQUIPMENT MISC.	NORW			20	20	NORV	NAVIRES,AVIONS,VEH.DIV
	DENMK	49			49	DANMK	MATERIEL DIVERS
	NORW			39	39	NORV	
	U S A			54	54	E-U	
COMMODITY TOTAL		49		93	142		TOTAL DE MARCHANDISE
PERSONAL,HOUSEHOLD GOODS	DENMK	58			58	DANMK	ART.PERS.ET MENAGERS
	NORW	61		112	173	NORV	
COMMODITY TOTAL		119		112	231		TOTAL DE MARCHANDISE
FIREARMS,AMMUNITION	DENMK	2			2	DANMK	ARMES A FEU,MUNITIONS
CONTAINERS,CLOSURES	NORW	72			72	NORV	CONTENEURS,FERMETURES
MISC. END PRODUCTS NES	DENMK	32			32	DANMK	PRODUITS FINIS DIV.NDA
	NORW	24		77	101	NORV	
	U S A			35	35	E-U	
COMMODITY TOTAL		56		112	168		TOTAL DE MARCHANDISE
GENERAL CARGO	DENMK	17			17	DANMK	MARCHANDISES DIVERSES
	NORW	21			23	NORV	
	U S A			2	2	E-U	
COMMODITY TOTAL		38		4	42		TOTAL DE MARCHANDISE
CONTAINERIZED FREIGHT	DENMK	153			153	DANMK	FRET CONTENEURESE
	GER	198			198	ALL	
	NORW			168	168	NORV	
	LIBER	1,932		88	2,020	LIBER	
	JAPAN			230	230	JAPON	
	PANAM			82	82	PANAM	
	U S A			1,163	1,163	E-U	
	OTHER	4,902			4,902	AUTRE	
COMMODITY TOTAL		7,185		1,731	8,916		TOTAL DE MARCHANDISE
COUNTRY/REGION TOTAL		21,490*	*	39,401*	60,891*		TOTAL DE PAYS/REGION
INDIA							INDE
MILK POWDER	U K	1,206			1,206	R U	LAIT EN POWDRE
	GREEK	3,728			3,728	GRECQ	
	OTHER	1			1	AUTRE	
COMMODITY TOTAL		4,935			4,935		TOTAL DE MARCHANDISE
BARLEY	GREEK			24,897	24,897	GRECQ	ORGE
	OTHER			138,371	138,371	AUTRE	
COMMODITY TOTAL				163,268	163,268		TOTAL DE MARCHANDISE
WHEAT	U K	139,540		41,513	181,053	R U	BLE
	GREEK	55,949		152,519	208,468	GRECQ	
	NETH			1,080	1,080	P.BAS	
	NORW	20,534			20,534	NORV	
	SWEDN	25,500			25,500	SUEDE	
	LIBER	104,147		43,344	147,491	LIBER	
	JAPAN			7,622	7,622	JAPON	
	OTHER	108,243		609,298	717,541	AUTRE	
COMMODITY TOTAL		453,913		855,376	1,309,289		TOTAL DE MARCHANDISE
DIST.ALCOHOLIC BEV. RAPESEED	OTHER	1			1	AUTRE	BOISS.ALCOOL.DIST. GRAINE DE COLZA
	GREEK	27,010		15,456	42,466	GRECQ	
	OTHER			14,085	14,085	AUTRE	
COMMODITY TOTAL		27,010		29,541	56,551		TOTAL DE MARCHANDISE
LEAD ORE AND CONC.	OTHER			132	132	AUTRE	MINERAI,CONC.DE PLOMB

TABLE 1. CARGOES LOADED AT CANADIAN PORTS FOR FOREIGN COUNTRIES.

TABLEAU 1. MARCHANDISES CHARGÉES DANS LES PORTS CANADIENS A DESTINATION DE PAYS ÉTRANGERS.

COUNTRY OF DESTINATION AND KIND OF CARGO	REGISTRY OF VESSEL	ATLANTIC ATLANTIQUE	GREAT LAKES GRANDS LACS	PACIFIC PACIFIQUE	TOTAL TOTAL	IMMATIC. DU NAVIRE	PAYS DE DESTINATION ET MARCHANDISE
INDIA							INDE
CONT. ZINC ORE AND CONC.	GREEK			11,200	11,200	GRECQ	SUITE MINÉRAI, CONC. DE ZINC
	JAPAN			15,288	15,288	JAPDN	
	OTHER	550			550	AUTRE	
COMMODITY TOTAL		550		26,488	27,038		TOTAL DE MARCHANDISE
NON-FERROUS MET. SCRAP	OTHER			78	78	AUTRE	DECHETS METAL. NON FER.
ASBESTOS	U K	4,544			4,544	R U	AMIANTE
	OTHER	7,547		8,068	15,615	AUTRE	
COMMODITY TOTAL		12,091		8,068	20,159		TOTAL DE MARCHANDISE
PHOSPHATE ROCK	GREEK	14,874			14,874	GRECQ	ROCHE PHOSPHATEE
SULPHUR IN DRES	U K			16,316	16,316	R U	SOUFRE EN MINÉRAI
	GREEK			44,484	44,484	GRECQ	
	LIBER			10,488	10,488	LIBER	
	OTHER			25,484	25,484	AUTRE	
COMMODITY TOTAL				96,772	96,772		TOTAL DE MARCHANDISE
COTTON, TEXTILE WASTE	U K	102	97		199	R U	DECHETS DE COTON, TEXT.
	OTHER	16		96	112	AUTRE	
COMMODITY TOTAL		118	97	96	311		TOTAL DE MARCHANDISE
RUBBER FAB. MATERIALS	U K		5		5	R U	DEMI-PROD. CADUTCHOUC
PULP	U K	5			5	R U	PATE
	OTHER			19,682	19,682	AUTRE	
COMMODITY TOTAL		5		19,682	19,687		TOTAL DE MARCHANDISE
NEWSPRINT PAPER	U K	14,068			14,068	R U	PAPIER JOURNAL
	NORW	100			100	NORV	
	OTHER	13,237		11,558	24,795	AUTRE	
COMMODITY TOTAL		27,405		11,558	38,963		TOTAL DE MARCHANDISE
PAPER NES	U K	113			113	R U	PAPIER NDA
	OTHER	2		17	19	AUTRE	
COMMODITY TOTAL		115		17	132		TOTAL DE MARCHANDISE
TEXTILE FAB. MTL NES	U K	46			46	R U	OUVR. EN MAT. TEXT. NDA
	OTHER	7			7	AUTRE	
COMMODITY TOTAL		53			53		TOTAL DE MARCHANDISE
VEG. OILS, FATS NES	JAPAN			5,050	5,050	JAPON	HUIL. MAT. GRAS. VEG. NDA
METALLIC SALTS	U K	965			965	R U	SELS METALLIQUES
INORGANIC CHEMS. NES	U K	54			54	R U	PROD. CHIM. INDRG. NDA
	OTHER	3		33	36	AUTRE	
COMMODITY TOTAL		57		33	90		TOTAL DE MARCHANDISE
ORGANIC CHEMICALS NES	U K	645	B		653	R U	PROD. CHIM. ORGAN. NDA
POTASH	GREEK			85,755	85,755	GRECQ	POTASSE
	LIBER			14,560	14,560	LIBER	
	OTHER			200,520	200,520	AUTRE	
COMMODITY TOTAL				300,835	300,835		TOTAL DE MARCHANDISE
FERTILIZERS NES	GREEK	16,645		4,641	21,286	GRECQ	ENGRAIS CHIMIQUE NDA
SYNTHETIC RUBBER	U K	296	415		711	R U	CAOUTCHOUC SYNTHETIQUE
	OTHER	1,117	1,657		2,774	AUTRE	
COMMODITY TOTAL		1,413	2,072		3,485		TOTAL DE MARCHANDISE
PLASTIC MATERIALS	U K	78			78	R U	MATIERES PLASTIQUES
	OTHER	383	281		664	AUTRE	
COMMODITY TOTAL		461	281		742		TOTAL DE MARCHANDISE
DYESTUFF, PIGMENT, PAINT	OTHER	1			1	AUTRE	MAT. COLOR. PIG. PEINTURE
CHEM. SPECIALTIES NES	OTHER	39			39	AUTRE	PROD. CHIM. SPECIAUX NDA
LUBRICATING OIL, GREASE	OTHER	11			11	AUTRE	HUIL. GRAISSE LUBRIF.
PETROL, COAL PROD. NES	OTHER	1			1	AUTRE	DERIVE PETR. CHARB. NDA
BARNS AND RODS, STEEL	OTHER	386			386	AUTRE	BARRES ET TIGES ACIER
PLATE & SHEET STEEL	OTHER	2			2	AUTRE	TOLES, FEUILLES DACIER
STRUCTURAL SHAPES	U K	16	285		301	R U	PROFILES DE CONSTRUCT.
	OTHER	10			10	AUTRE	
COMMODITY TOTAL		26	285		311		TOTAL DE MARCHANDISE
PIPES, TUBES: IRON, STEEL	U K	15			15	R U	TUYAUX, TUBES: FER, ACIER
	OTHER	126		5	131	AUTRE	
COMMODITY TOTAL		141		5	146		TOTAL DE MARCHANDISE
ALUMINUM	OTHER	282			282	AUTRE	ALUMINIUM
COPPER AND ALLOYS	U K	489			489	R U	CUIVRE ET ALLIAGES
	OTHER	1,296		181	1,477	AUTRE	
COMMODITY TOTAL		1,785		181	1,966		TOTAL DE MARCHANDISE
LEAD AND ALLOYS	U K	1,376			1,376	R U	PLOMB ET ALLIAGES
	OTHER	705		1,168	1,873	AUTRE	
COMMODITY TOTAL		2,081		1,168	3,249		TOTAL DE MARCHANDISE
NICKEL AND ALLOYS	U K	737	39		776	R U	NICKEL ET ALLIAGES
	OTHER	639	30	37	706	AUTRE	
COMMODITY TOTAL		1,376	69	37	1,482		TOTAL DE MARCHANDISE
ZINC AND ALLOYS	U K	551			551	R U	ZINC ET ALLIAGES
	OTHER	552			552	AUTRE	
COMMODITY TOTAL		1,103			1,103		TOTAL DE MARCHANDISE
NON-FERROUS METALS NES	U K	12			12	R U	METAUX NON-FERREUX NDA
	OTHER	33		67	100	AUTRE	
COMMODITY TOTAL		45		67	112		TOTAL DE MARCHANDISE
METAL FAB. BASIC PRDD.	U K	54			54	R U	OUVR. DE BASE EN METAL
	OTHER	317	25	51	393	AUTRE	
COMMODITY TOTAL		371	25	51	447		TOTAL DE MARCHANDISE
GLASS BASIC PRODUCTS	U K	2			2	R U	OUVR. DE BASE EN VERRE
ASBESTOS BASIC PRDD.	OTHER			454	454	AUTRE	OUVR. DE BASE AMIANTE
NON-MET. MIN. BASIC PRDD.	U K	203			203	R U	PROD. MIN. NON-MET. BASE
MISC. FABRICATED PROD.	OTHER	20			20	AUTRE	OUVRAGES DIVERS
TRACTORS	OTHER	87			87	AUTRE	TRACTEURS
MACHINERY NES	U K	320	3		323	R U	MACHINES NDA
	OTHER	1,080		24	1,104	AUTRE	
COMMODITY TOTAL		1,400	3	24	1,427		TOTAL DE MARCHANDISE

TABLE 1. CARGOES LOADED AT CANADIAN PORTS FOR FOREIGN COUNTRIES.

TABLEAU 1. MARCHANDISES CHARGÉES DANS LES PORTS CANADIENS A DESTINATION DE PAYS ÉTRANGERS.

COUNTRY OF DESTINATION AND KIND OF CARGO	REGISTRY OF VESSEL	ATLANTIC ATLANTIQUE	GREAT LAKES GRANDS LACS	PACIFIC PACIFIQUE	TOTAL TOTAL	IMMATR. DU NAVIRE	PAYS DE DESTINATION ET MARCHANDISE
INDIA							INDE
RAILWAY ROLLING STOCK	OTHER	69			69	AUTRE	SUITE
PASS.AUTOS AND CHASSIS	U K		2		2	R U	MAT.ROUL.DE CH.DE FER
	OTHER	5		2	7	AUTRE	VOITURES PART.,CHASSIS
COMMODITY TOTAL		5	2	2	9		TOTAL DE MARCHANDISE
TRUCKS AND CHASSIS	OTHER			37	37	AUTRE	CAMIONS ET CHASSIS
MOTOR VEHICLE ENGINES	U K		2		2	R U	MOTEURS DE VEH.AUTOM.
ROAD MOTOR VEH. NES	OTHER			85	85	AUTRE	VEH.AUTOM.ROUTIERS NDA
SHIPS,AIRCRAFT,MIS.VEH	OTHER	16		13	29	AUTRE	NAVIRES,AVIONS,VEH.DIV
EQUIPMENT MISC.	U K	72	9		81	R U	MATERIEL DIVERS
	NETH			29	29	P.BAS	
	OTHER	212	18	301	531	AUTRE	
COMMODITY TOTAL		284	27	330	641		TOTAL DE MARCHANDISE
PERSONAL,HOUSEHOLD GOODS	U K	66	5		71	R U	ART.PERS.ET MENAGERS
	OTHER	25	2	32	59	AUTRE	
COMMODITY TOTAL		91	7	32	130		TOTAL DE MARCHANDISE
CONTAINERS,CLOSURES	OTHER		2		2	AUTRE	CONTENEURS,FERMETURES
MISC. END PRODUCTS NES	U K	436			436	R U	PRODUITS FINIS DIV.NDA
	OTHER	50	5	8	63	AUTRE	
COMMODITY TOTAL		486	5	8	499		TOTAL DE MARCHANDISE
GENERAL CARGO	U K	19	6		25	R U	MARCHANDISES DIVERSES
	OTHER	6	1	1	8	AUTRE	
COMMODITY TOTAL		25	7	1	33		TOTAL DE MARCHANDISE
COUNTRY/REGION TOTAL		571,594*	2,897*	1,524,130*	2,098,621*		TOTAL DE PAYS/REGION
MALAYSIA							MALAISIE
MEAT AND MEAT PREP.NES	NORW			2	2	NORV	VIANDES ET PREP.NDA
FISH,FRESH OR FROZEN	NORW			6	6	NORV	POTISSON,FRAIS OU CONG.
FISH,SALTED OR CURED	NORW	3			3	NORV	POISSON,SALE OU FUME
FISH,CANNED	NORW	3		3	6	NORV	POISSON EN BOITES
DAIRY PROD.EGGS,HONEY	NORW			3	3	NORV	PROD.LAIT.,OEUFs,MIEL
WHEAT	NORW			4,480	4,480	NORV	BLE
	U S A			1,764	1,764	E-U	
COMMODITY TOTAL				6,244	6,244		TOTAL DE MARCHANDISE
MACARONI,CEREAL PROD.	DENMK	3			3	DANMK	PATES ALIM.PROD.CEREAL
FRUIT JUICES	NORW			2	2	NORV	JUS DE FRUIT
MISC.FOOD PREP.NES	DENMK	2			2	DANMK	DIV.PREP.ALIM.NDA
	NORW	11		19	30	NORV	
COMMODITY TOTAL		13		19	32		TOTAL DE MARCHANDISE
FEEDS OF ANIMAL ORIGIN	NORW	1			1	NORV	PROV.DORIGINE ANIMALE
CONC.COMPLETE FEEDS	NORW	50		2	52	NORV	CONC.,PROV.COMPLETES
DIST.ALCOHOLIC BEV.	NORW			2	2	NORV	BOISS.ALCOOL.DIST.
TOBACCO NES	DENMK	21			21	DANMK	TABACS NDA
ASBESTOS	NORW	3,718		3,143	6,861	NORV	AMIANTE
	U S A			900	900	E-U	
COMMODITY TOTAL		3,718		4,043	7,761		TOTAL DE MARCHANDISE
SULPHUR IN ORES	LIBER			11,933	11,933	LIBER	SOUFRE EN MINERAL
WASTE AND SCRAP NES	NORW	201			201	NORV	DECHETS ET REBUTS NDA
RUBBER FAB.MATERIALS	NORW	1			1	NORV	DEMI-PROD.CAOUTCHOUC
PULP	NORW	55		505	560	NORV	PATE
	U S A			173	173	E-U	
COMMODITY TOTAL		55		678	733		TOTAL DE MARCHANDISE
NEWSPRINT PAPER	DENMK	516			516	DANMK	PAPIER JOURNAL
	GER			2,228	2,228	ALL	
	GREEK			26	26	GRECO	
	NORW	4,551			4,551	NORV	
	LIBER			1,825	1,825	LIBER	
	OTHER	166		7,947	8,113	AUTRE	
COMMODITY TOTAL		5,233		12,026	17,259		TOTAL DE MARCHANDISE
PAPER NES	NORW	120			126	NORV	PAPIER NDA
	U S A			56	56	E-U	
COMMODITY TOTAL		120		62	182		TOTAL DE MARCHANDISE
PAPERBOARD	NORW	1,141			1,141	NORV	CARTON
	U S A			82	82	E-U	
	OTHER	522			522	AUTRE	
COMMODITY TOTAL		1,663		82	1,745		TOTAL DE MARCHANDISE
INORGANIC CHEMS. NES	NORW	1		24	25	NORV	PROD.CHIM.INORG.NDA
ORGANIC CHEMICALS NES	NORW	36		32	68	NORV	PROD.CHIM.ORGAN.NDA
POTASH	U K			3,815	3,815	R U	POTASSE
AGRICULTURAL CHEMICALS	DENMK	3			3	DANMK	PROD.CHIM.AGRICOLES
	NORW	10			10	NORV	
COMMODITY TOTAL		13			13		TOTAL DE MARCHANDISE
SYNTHETIC RUBBER	NORW	33			33	NORV	CAOUTCHOUC SYNTHETIQUE
PLASTIC MATERIALS	NORW	120			120	NORV	MATIERES PLASTIQUES
CHEM.SPECIALTIES NES	DENMK	4			4	DANMK	PROD.CHIM.SPECIALTIES NDA
	NORW	27			27	NORV	
COMMODITY TOTAL		31			31		TOTAL DE MARCHANDISE
ALUMINIUM	U K			525	525	R U	ALUMINIUM
	NORW			1,885	1,885	NORV	
	OTHER			1,051	1,051	AUTRE	
COMMODITY TOTAL				3,461	3,461		TOTAL DE MARCHANDISE
LEAD AND ALLOYS	NORW	54		30	84	NORV	PLOMB ET ALLIAGES
ZINC AND ALLOYS	NORW			658	658	NORV	ZINC ET ALLIAGES
	U S A			318	318	E-U	
COMMODITY TOTAL				976	976		TOTAL DE MARCHANDISE

TABLE 1. CARGOES LOADED AT CANADIAN PORTS FOR FOREIGN COUNTRIES.

TABLEAU 1. MARCHANDISES CHARGEES DANS LES PORTS CANADIENS A DESTINATION DE PAYS ETRANGERS.

COUNTRY OF DESTINATION AND KIND OF CARGO	REGISTRY OF VESSEL	ATLANTIC ATLANTIQUE	GREAT LAKES GRANOS LACS	PACIFIC PACIFIQUE	TOTAL TOTAL	IMMATIC. DU NAVIRE	PAYS DE DESTINATION ET MARCHANDISE
MALAYSIA COMT.							MALAISIE SUITE
NON-FERROUS METALS NES	NORW			12	12	NORV	METEAUX NON-FERREUX NDA
METAL FAB.BASIC PROD.	NORW	1		13	14	NORV	OUVR.DE BASE EN METAL
BRICKS, TILES NES	NORW	45			45	NORV	BRIQUES, TILES NDA
MISC.FABRICATED PROD.	NORW	10			10	NORV	OUVRAGES DIVERS
TRACTORS	NORW			44	44	NORV	TRACTEURS
MACHINERY NES	NORW	5		46	51	NORV	MACHINES NDA
TRUCKS AND CHASSIS	NDRW	12		2	14	NORV	CAMIONS ET CHASSIS
MOTOR VEHICLE ENGINES	DENMK	4			4	OANMK	MOTEURS DE VEH.AUTOM.
ROAD MOTOR VEH. NES	NORW	16			16	NORV	VEH.AUTOM.ROUTIERS NDA
SHIPS, AIRCRAFT, MIS.VEH	NORW	12			12	NORV	NAVIRES, AVIONS, VEH.DIV
EQUIPMENT MISC.	NORW	2		6	8	NORV	MATERIEL DIVERS
	U S A			1	1	E-U	
COMMODITY TOTAL		2		7	9		TOTAL DE MARCHANDISE
PERSONAL, HSEHOLD GOODS	NORW	4		33	37	NORV	ART. PERS. ET MENAGERS
CONTAINERS, CLOSURES	NORW	11			11	NORV	CONTENEURS, FERMETURES
MISC. END PRODUCTS NES	DENMK	2			2	DANMK	PRODUITS FINIS DIV.NDA
	NORW	64			64	NORV	
COMMODITY TOTAL		66			66		TOTAL DE MARCHANDISE
GENERAL CARGO	DENMK	1			1	DANMK	MARCHANDISES DIVERSES
	NORW	10			10	NORV	
COMMODITY TOTAL		11			11		TOTAL DE MARCHANDISE
CONTAINERIZED FREIGHT	LIBER	270			270	LIBER	FRET CONTENEURESE
COUNTRY/REGIN TOTAL		11,842*	*	43,602*	55,444*		TOTAL DE PAYS/REGION
PAKISTAN							PAKISTAN
MILK POWDER	OTHER	38			38	AUTRE	LAIT EN POUFRE
WHEAT	U K	21,285		9,055	30,340	R U	BLE
	GER	26,699			26,699	ALL	
	GREEK	27,558		33,907	61,465	GRECQ	
	NETH	18,519			18,519	P.BAS	
	LIBER	92,403	17,117	190,234	299,754	LIBER	
	OTHER	51,128		38,149	89,277	AUTRE	
COMMODITY TOTAL		237,592	17,117	271,345	526,054		TOTAL DE MARCHANDISE
CEREALS UNMILLED, NES	U K	5			5	R U	CEREALES NON MOUL., NDA
FRUITS, PREP. CANNED	NETH			4	4	P.BAS	FRUITS PREP. EN BOITE
VEGETABLES, DRIED	OTHER	17			17	AUTRE	LEGUMES, SECS
MISC. FOOD PREP. NES	NETH			2	2	P.BAS	DIV.PREP.ALIM.NDA
	OTHER	1,231			1,231	AUTRE	
COMMODITY TOTAL		1,231		2	1,233		TOTAL DE MARCHANDISE
DIST. ALCOHOLIC BEV.	OTHER	1			1	AUTRE	BOISS.ALCOOL.DIST.
RAPESEED	GREEK			25,738	25,738	GRECQ	GRAINE DE COLZA
	LIBER		20,396	27,182	47,578	LIBER	
COMMODITY TOTAL			20,396	52,920	73,316		TOTAL DE MARCHANDISE
LEAD ORE AND CONC.	OTHER			1,050	1,050	AUTRE	MINERAI, CONC. DE PLOMB
NON-FERROUS MET. SCRAP	U K	15			15	R U	DECHETS METAL. NON FER.
	NETH			7	7	P.BAS	
	OTHER	51			51	AUTRE	
COMMODITY TOTAL		66		7	73		TOTAL DE MARCHANDISE
ASBESTOS	U K	593			593	R U	AMIANTE
	OTHER	2,267			2,267	AUTRE	
COMMODITY TOTAL		2,860			2,860		TOTAL DE MARCHANDISE
COTTON, TEXTILE WASTE	U K		401		401	R U	DECHETS DE COTON, TEXT.
	OTHER	350			350	AUTRE	
COMMODITY TOTAL		350	401		751		TOTAL DE MARCHANDISE
WASTE AND SCRAP NES	U K	6	15		21	R U	DECHETS ET REBUTS NDA
PULP	OTHER	1,766		5,090	6,856	AUTRE	PATE
NEWSPRINT PAPER	OTHER	9,342		5,727	15,069	AUTRE	PAPIER JOURNAL
PAPER NES	U K	36	143		179	R U	PAPIER NDA
	NETH			207	207	P.BAS	
COMMODITY TOTAL		36	143	207	386		TOTAL DE MARCHANDISE
PAPERBOARD	OTHER	4,263			4,263	AUTRE	CARTON
TEXTILE FAB.MTL NES	U K	1			1	R U	OUVR.EN MAT.TEXT.NDA
	OTHER	46			46	AUTRE	
COMMODITY TOTAL		47			47		TOTAL DE MARCHANDISE
INORGANIC CHEMS. NES	OTHER	17			17	AUTRE	PROD.CHIM.INORG.NDA
ORGANIC CHEMICALS NES	U K		1		1	R U	PROD.CHIM.ORGAN.NDA
FERTILIZERS NES	GREEK			11,023	11,023	GRECQ	ENGRAIS CHIMIQUE NDA
SYNTHETIC RUBBER	OTHER	1,488			1,488	AUTRE	CAOUTCHOUC SYNTHETIQUE
PLASTIC MATERIALS	U K		371		371	R U	MATIERES PLASTIQUES
	OTHER	587			587	AUTRE	
COMMODITY TOTAL		587	371		958		TOTAL DE MARCHANDISE
PIG IRON	OTHER	200			200	AUTRE	FER EN GUEUSE
PLATE & SHEET STEEL	U K	483			483	R U	TOLES, FEUILLES DACIER
	OTHER	109			109	AUTRE	
COMMODITY TOTAL		592			592		TOTAL DE MARCHANDISE
STRUCTURAL SHAPES	U K	11			11	R U	PROFILES DE CONSTRUCT.
	OTHER	79			79	AUTRE	
COMMODITY TOTAL		90			90		TOTAL DE MARCHANDISE
RAILS & TRACK MATERIAL	U K	1,746			1,746	R U	RAILS, MAT. VOIE FERREE
	OTHER	5			5	AUTRE	
COMMODITY TOTAL		1,751			1,751		TOTAL DE MARCHANDISE
PIPES, TUBES: IRON, STEEL	U K		341		341	R U	TUYAUX, TUBES: FER, ACIER
	LIBER	5			5	LIBER	
COMMODITY TOTAL		5	341		347		TOTAL DE MARCHANDISE

TABLE 1. CARGOES LOADED AT CANADIAN PORTS FOR FOREIGN COUNTRIES.

TABLEAU 1. MARCHANDISES CHARGÉES DANS LES PORTS CANADIENS A DESTINATION DE PAYS ÉTRANGERS.

COUNTRY OF DESTINATION AND KIND OF CARGO	REGISTRY OF VESSEL	ATLANTIC ATLANTIQUE	GREAT LAKES GRANOS LACS	PACIFIC PACIFIQUE	TOTAL TOTAL	IMMATRIC. DU NAVIRE	PAYS DE DESTINATION ET MARCHANDISE
PAKISTAN CONT.							
WIRE	U K	39	104		143	R U	PAKISTAN SUITE
	OTHER	22			22	AUTRE	FIL METALLIQUE
COMMODITY TOTAL		61	104		165		TOTAL DE MARCHANDISE
ALUMINUM	U K	673	21		694	R U	ALUMINIUM
	OTHER	1,986		1,119	3,105	AUTRE	
COMMODITY TOTAL		2,659	21	1,119	3,799		TOTAL DE MARCHANDISE
COPPER AND ALLOYS	U K	938	50		988	R U	CUIVRE ET ALLIAGES
	OTHER	1,818			1,818	AUTRE	
COMMODITY TOTAL		2,756	50		2,806		TOTAL DE MARCHANDISE
LEAD AND ALLOYS	OTHER	1,651			1,651	AUTRE	PLUMB ET ALLIAGES
NICKEL AND ALLOYS	OTHER	45			45	AUTRE	NICKEL ET ALLIAGES
ZINC AND ALLOYS	OTHER	552			552	AUTRE	ZINC ET ALLIAGES
NON-FERROUS METALS NES	OTHER	523			523	AUTRE	METAUX NON-FERREUX NDA
METAL FAB. BASIC PROD.	U K	422	1		423	R U	OUVR. DE BASE EN METAL
	NORW			20	20	NORW	
	OTHER	28		2	30	AUTRE	
COMMODITY TOTAL		450	1	22	473		TOTAL DE MARCHANDISE
CEMENT	U K		12		12	R U	CIMENT
MISC. FABRICATED PROD.	U K	212	107		319	R U	OUVRAGES DIVERS
	OTHER	51			51	AUTRE	
COMMODITY TOTAL		263	107		370		TOTAL DE MARCHANDISE
MACHINERY NES	U K	311			311	R U	MACHINES NDA
	OTHER	238		1	239	AUTRE	
COMMODITY TOTAL		549		1	550		TOTAL DE MARCHANDISE
RAILWAY ROLLING STOCK	U K	34		1	34	R U	MAT. ROUL. DE CH. DE FER
	OTHER	2			2	AUTRE	
COMMODITY TOTAL		36			36		TOTAL DE MARCHANDISE
TRUCKS AND CHASSIS	U K	10			10	R U	CAMIONS ET CHASSIS
MOTOR VEHICLE ENGINES	U K		18		18	R U	MOTEURS DE VEH. AUTOM.
	OTHER	21			21	AUTRE	
COMMODITY TOTAL		21	18		39		TOTAL DE MARCHANDISE
SHIPS, AIRCRAFT, MIS. VEH	OTHER	4			4	AUTRE	NAVIRES, AVIONS, VEH. DIV
RUBBER TIRES AND TUBES	U K	1			1	R U	PNEUS, CHAMBRES A AIR
EQUIPMENT MISC.	U K	325	34		359	R U	MATERIEL DIVERS
	NETH			7	7	P. BAS	
	NORW			1	1	NORW	
	OTHER	280	1	2	283	AUTRE	
COMMODITY TOTAL		605	35	10	650		TOTAL DE MARCHANDISE
PERSONAL, HSE AND/OR GOODS	U K	864	4		868	R U	ART. PERS. ET MENAGERS
	NETH			8	8	P. BAS	
	NORW			1	1	NORW	
	OTHER	732		4	736	AUTRE	
COMMODITY TOTAL		1,596	4	13	1,613		TOTAL DE MARCHANDISE
FIREARMS, AMMUNITION	OTHER	4			4	AUTRE	ARMES A FEU, MUNITIONS
MISC. ENG PRODUCTS NES	U K	360			360	R U	PRODUITS FINIS DIV. NDA
	OTHER	1,202	1	1	1,204	AUTRE	
COMMODITY TOTAL		1,562	1	1	1,564		TOTAL DE MARCHANDISE
GENERAL CARGO	U K	40			40	R U	MARCHANDISES DIVERSES
	OTHER	1,001			1,001	AUTRE	
COMMODITY TOTAL		1,041			1,041		TOTAL DE MARCHANDISE
COUNTRY/REGION TOTAL		276,740*	39,138*	348,541*	664,419*		TOTAL DE PAYS/REGION
SINGAPORE							
MEAT, FRESH OR FROZEN	NORW	83		1	84	NORW	SINGAPOUR
MEAT AND MEAT PREP. NES	NORW			7	7	NORW	VIANDES ET PREP. NDA
FISH, FRESH OR FROZEN	NORW	35		57	92	NORW	POISSON, FRAIS DU CONG.
FISH, SALTED OR CURED	NORW	4			4	NORW	POISSON, SALE OU FUME
FISH, CANNED	NORW	14		7	21	NORW	POISSON EN BOITES
SHELL FISH, NES	OTHER			8	8	AUTRE	MOLLUSQUES CRUST., NDA
RYE	NORW			3,896	3,896	NORW	SEIGLE
WHEAT	NORW			5,152	5,152	NORW	BLE
	LIBER			9,632	9,632	LIBER	
COMMODITY TOTAL				14,784	14,784		TOTAL DE MARCHANDISE
WHEAT FLOUR	GREEK			1,628	1,628	GREQO	FARINE DE BLE
	NETH			7	7	P. BAS	
COMMODITY TOTAL				1,635	1,635		TOTAL DE MARCHANDISE
BAKERY PROD. INC. FROZEN	NORW			2	2	NORW	PROD. BOUL., PROD. CONG.
MACARONI, CEREAL PROD.	DENMK	2			2	DANMK	PATES ALIM. PROD. CEREAL
FRUIT JUICES	NORW			7	7	NORW	JUS DE FRUIT
FRUITS, PREP. CANNED	NORW			2	2	NORW	FRUITS PREP. EN BOITE
NUTS, EXC. OIL NUTS NES	NORW			4	4	NORW	NOIX, SAUF OLEAG. NDA
VEGETABLES, FRESH	NETH			5	5	P. BAS	LEGUMES, FRAIS
	NORW			3	3	NORW	
COMMODITY TOTAL				8	8		TOTAL DE MARCHANDISE
VEGETABLES, FROZEN	NORW			26	26	NORW	LEGUMES, CONGELES
VEGETABLE PREP. NES	NORW	4		11	15	NORW	PREP. DE LEGUMES NDA
	U S A			1	1	E-U	
COMMODITY TOTAL		4		12	16		TOTAL DE MARCHANDISE
SPICES	NORW			20	20	NORW	EPICES
MISC. FOOD PREP. NES	DENMK	48			48	DANMK	DIV. PREP. ALIM. NDA
	NORW	220			246	NORW	
	U S A			7	7	E-U	
COMMODITY TOTAL		268		33	301		TOTAL DE MARCHANDISE
CONC. COMPLETE FEEDS	NORW			28	28	NORW	CONC., PROV. COMPLETEES

TABLE 1. CARGOES LOADED AT CANADIAN PORTS FOR FOREIGN COUNTRIES.

TABLEAU 1. MARCHANDISES CHARGÉES DANS LES PORTS CANADIENS A DESTINATION DE PAYS ÉTRANGERS.

COUNTRY OF DESTINATION AND KIND OF CARGO	REGISTRY OF VESSEL	ATLANTIC ATLANTIQUE	GREAT LAKES GRANDS LACS	PACIFIC PACIFIQUE	TOTAL TOTAL	IMMATIC. DU NAVIRE	PAYS DE DESTINATION ET MARCHANDISE
SINGAPORE CONT.							SINGAPOUR SUITE
DIST. ALCOHOLIC BEV.	DENMK	15			15	DANMK	BOISS. ALCOOL. DIST.
	NORW	4			4	NORV	
COMMODITY TOTAL		19			19		TOTAL DE MARCHANDISE
TBACCO NES	DENMK	92			92	DANMK	TABACS NDA
RAW HIDES AND SKINS	U S A			2	2	E-U	PEAUX ET CUIRS BRUT
CRUDE ANIMAL PROD. NES	NETH			1	1	P. BAS	PR. BRUTS ORIG. ANIM. NOA
	NORW			1	1	NORV	
COMMODITY TOTAL				2	2		TOTAL DE MARCHANDISE
ZINC ORE AND CONC.	NORW			778	778	NORV	MINERAI, CONC. DE ZINC
ASBESTOS	NORW	561		20	581	NORV	AMIANTE
SULPHUR IN ORES	GREEK			12,350	12,350	GRECQ	SOUFRE EN MINERAI
PULP	NORW			33	33	NORV	PATE
	U S A			351	351	E-U	
	OTHER			149	149	AUTRE	
COMMODITY TOTAL				533	533		TOTAL DE MARCHANDISE
NEWSPRINT PAPER	U K	28			28	R U	PAPIER JOURNAL
	DENMK	130			130	DANMK	
	GER			2,144	2,144	ALL	
	GREEK			1,829	1,829	GRECQ	
	NORW	1,066			1,066	NORV	
	LIBER			3,230	3,230	LIBER	
	OTHER			2,494	2,494	AUTRE	
COMMODITY TOTAL		255		9,442	10,921		TOTAL DE MARCHANDISE
PAPER NES	DENMK	1,479			3,060	DANMK	PAPIER NDA
	NORW	3,060			300	NORV	
COMMODITY TOTAL		3,360			3,360		TOTAL DE MARCHANDISE
PAPERBOARD	NORW	2,658			2,658	NORV	CARTON
	OTHER	1,503			1,503	AUTRE	
COMMODITY TOTAL		4,161			4,161		TOTAL DE MARCHANDISE
TEXTILE FAB. MTL NES	DENMK	10			10	DANMK	OUVR. EN MAT. TEXT. NDA
VEG. OILS, FATS NES	DENMK	2			2	DANMK	HUIL. MAT. GRAS. VEG. NDA
OILS, FATS, WAXES NES	NORW	3			3	NORV	HUIL. MAT. GRAS. CIRE NDA
INORGANIC CHEMS. NES	DENMK	6			6	DANMK	PROD. CHIM. INORG. NDA
	NORW	7		6	13	NORV	
	U S A			9	9	E-U	
COMMODITY TOTAL		13		15	28		TOTAL DE MARCHANDISE
ORGANIC CHEMICALS NES	NORW	6			6	NORV	PROD. CHIM. ORGAN. NOA
POTASH	U K			3,725	3,725	R U	POTASSE
	GREEK			14,784	14,784	GRECQ	
COMMODITY TOTAL				18,509	18,509		TOTAL DE MARCHANDISE
AGRICULTURAL CHEMICALS	DENMK	51			51	DANMK	PROD. CHIM. AGRICOLES
	NORW			1	1	NORV	
COMMODITY TOTAL		51		1	52		TOTAL DE MARCHANDISE
SYNTHETIC RUBBER	NORW	36			36	NORV	CADUTCHOUC SYNTHETIQUE
PLASTIC MATERIALS	DENMK	1,888			1,888	DANMK	MATIERES PLASTIQUES
	NORW	9			9	NORV	
COMMODITY TOTAL		1,897			1,897		TOTAL DE MARCHANDISE
DYESTUFF, PIGMENT, PAINT	DENMK	2			2	DANMK	MAT. COLOR. PIG. PEINTURE
CHEM. SPECIALTIES NES	DENMK	13			13	DANMK	PROD. CHIM. SPECIAUX NDA
	NORW	2			2	NORV	
COMMODITY TOTAL		15			15		TOTAL DE MARCHANDISE
LUBRICATING OIL, GREASE	NORW			13	13	NORV	HUIL. GRAISSE LUBRIF.
CASTINGS, FORGINGS	DENMK	3			3	DANMK	MOUL. PIECES FORGEES
PLATE & SHEET STEEL	DENMK	2,860			2,860	DANMK	TOLES, FEUILLES DACIER
STRUCTURAL SHAPES	DENMK	17			17	DANMK	PROFILES DE CONSTRUCT.
ALUMINUM	U K			39	39	R U	ALUMINIUM
	DENMK	5,050			5,050	DANMK	
	NORW			29	29	NORV	
	LIBER			40	40	LIBER	
COMMODITY TOTAL		5,050		108	5,158		TOTAL DE MARCHANDISE
COPPER AND ALLOYS	DENMK	163			163	DANMK	CUIVRE ET ALLIAGES
	NORW	60			60	NORV	
COMMODITY TOTAL		223			223		TOTAL DE MARCHANDISE
ZINC AND ALLOYS	DENMK	608			608	DANMK	ZINC ET ALLIAGES
	NORW			1,295	1,295	NORV	
	U S A			746	746	E-U	
COMMODITY TOTAL		608		2,041	2,649		TOTAL DE MARCHANDISE
NON-FERROUS METALS NES	DENMK	10			10	DANMK	METAUX NON-FERREUX NDA
METAL FAB. BASIC PROD.	DENMK	136			136	DANMK	OUVR. DE BASE EN METAL
	NETH			1	1	P. BAS	
	NORW	5		202	207	NORV	
COMMODITY TOTAL		141		203	344		TOTAL DE MARCHANDISE
BRICKS, TILES NES	DENMK	4			4	DANMK	BRIQUES, TUILES NDA
	NORW	10			10	NORV	
COMMODITY TOTAL		14			14		TOTAL DE MARCHANDISE
ASBESTOS BASIC PROD.	DENMK	10			10	DANMK	OUVR. DE BASE AMIANTE
CEMENT	NORW	2			2	NORV	CIMENT
MISC. FABRICATED PROD.	DENMK	27			27	DANMK	OUVRAGES DIVERS
	NORW	121			121	NORV	
COMMODITY TOTAL		148			148		TOTAL DE MARCHANDISE
TRACTORS	GREEK			635	635	GRECQ	TRACTEURS
	NORW	13		27	40	NORV	
	U S A			2	2	E-U	
COMMODITY TOTAL		13		664	677		TOTAL DE MARCHANDISE
MACHINERY NES	DENMK	685			685	DANMK	MACHINES NDA
	NETH			4	4	P. BAS	

TABLE 1. CARGOES LOADED AT CANADIAN PORTS FOR FOREIGN COUNTRIES.

TABLEAU 1. MARCHANDISES CHARGÉES DANS LES PORTS CANADIENS A DESTINATION DE PAYS ÉTRANGERS.

COUNTRY OF DESTINATION AND KIND OF CARGO	REGISTRY OF VESSEL	ATLANTIC ATLANTIQUE	GREAT LAKES GRANDS LACS	PACIFIC PACIFIQUE	TOTAL TOTAL	IMMATIC. DU NAVIRE	PAYS DE DESTINATION ET MARCHANDISE
SINGAPORE	CONT.						SINGAPOUR SUITE
	NORW	207		60	267	NORW	
	U S A			3	3	E-U	
	OTHER			1	1	AUTRE	
COMMODITY TOTAL		892		68	960		TOTAL DE MARCHANDISE
TRUCKS AND CHASSIS	NORW	13		2	15	NORW	CAMIONS ET CHASSIS
MOTOR VEHICLE ENGINES	DENMK	113			113	DANMK	MOTEURS DE VEH.AUTOM.
	NORW	288		11	299	NORW	
COMMODITY TOTAL		401		11	412		TOTAL DE MARCHANDISE
ROAD MOTOR VEH. NES	DENMK	4			4	DANMK	VEH.AUTOM.ROUTIERS NDA
	NORW			4	4	NORW	
COMMODITY TOTAL		4		4	8		TOTAL DE MARCHANDISE
SHIPS, AIRCRAFT, MIS. VEH	NORW			1	1	NORW	NAVIRES, AVIONS, VEH. DIV
RUBBER TIRES AND TUBES	DENMK	2			2	DANMK	PNEUS, CHAMBRES A AIR
EQUIPMENT MISC.	DENMK	38			38	DANMK	MATERIEL DIVERS
	NORW	10		73	83	NORW	
	U S A			1	1	E-U	
COMMODITY TOTAL		48		74	122		TOTAL DE MARCHANDISE
PERSONAL, HOUSEHOLD GOODS	DENMK	508			508	DANMK	ART. PERS. ET MENAGERS
	NETH			3	3	P. BAS	
	NORW	40		24	64	NORW	
	U S A			1	1	E-U	
COMMODITY TOTAL		548		28	576		TOTAL DE MARCHANDISE
CONTAINERS, CLOSURES	NORW	78			78	NORW	CONTENEURS, FERMETURES
MISC. END PRODUCTS NES	DENMK	189			189	DANMK	PRODUITS FINIS DIV. NOA
	GREEK			43	43	GREQC	
	NETH			1	1	P. BAS	
	NORW	16			16	NORW	
COMMODITY TOTAL		205		44	249		TOTAL DE MARCHANDISE
GENERAL CARGO	DENMK	47			47	DANMK	MARCHANDISES DIVERSES
	NORW	26		1	27	NORW	
COMMODITY TOTAL		73		1	74		TOTAL DE MARCHANDISE
CONTAINERIZED FREIGHT	DENMK	43			43	DANMK	FRET CONTENEURESE
	NORW			21	21	NORW	
	LIBER	367			367	LIBER	
	OTHER	1,894			1,894	AUTRE	
COMMODITY TOTAL		2,304		21	2,325		TOTAL DE MARCHANDISE
COUNTRY/REGION TOTAL		25,784*	*	65,472*	91,256*		TOTAL DE PAYS/REGION
CHINA, COMMUN. CORN	GREEK	57,815			57,815	GREQC	CHINE, COMMUN. MAIS
	NETH	21,392			21,392	P. BAS	
	LIBER	41,044			41,044	LIBER	
COMMODITY TOTAL		120,251			120,251		TOTAL DE MARCHANDISE
WHEAT	U K	40,950		53,245	94,195	R U	BLE
	GREEK	43,539		941,568	985,107	GREQC	
	NETH			518,476	518,476	P. BAS	
	NORW			118,026	118,026	NORW	
	SWEDN			94,511	94,511	SUEDE	
	LIBER	53,144		114,394	167,538	LIBER	
	PANAM	27,498		15,361	42,859	PANAM	
	OTHER	33,509		893,813	927,322	AUTRE	
COMMODITY TOTAL		198,640		2,749,394	2,948,034		TOTAL DE MARCHANDISE
RAW HIDES AND SKINS	DTHR			125	125	AUTRE	PEAUX ET CUIRS BRUT
SOYA BEANS	U K	27,122			27,122	R U	GRAINE DE SOYA
	LIBER	26,124			26,124	LIBER	
	JAPAN	6,450			6,450	JAPON	
COMMODITY TOTAL		59,696			59,696		TOTAL DE MARCHANDISE
NICKEL-COPPER ORE	GREEK	7,773			7,773	GREQC	MINER. DE CUIVRE-NICKEL
	JAPAN	2,267			2,267	JAPON	
COMMODITY TOTAL		10,040			10,040		TOTAL DE MARCHANDISE
IRON AND STEEL SCRAP	GREEK	30,099		12,979	43,078	GREQC	DECHETS DE FER, DACIER
	LIBER	26,629			26,629	LIBER	
	OTHER	15,761			15,761	AUTRE	
COMMODITY TOTAL		72,489		12,979	85,468		TOTAL DE MARCHANDISE
ASBESTOS	JAPAN	2,342			2,342	JAPON	AMIANTE
SULPHUR IN ORES	GREEK			237,071	237,071	GREQC	SDUFRE EN MINERAI
	OTHER			48,763	48,763	AUTRE	
COMMODITY TOTAL				285,834	285,834		TOTAL DE MARCHANDISE
PULP	GREEK			14,307	14,307	GREQC	PATE
NEWSPRINT PAPER	GER			1,100	1,100	ALL	PAPIER JOURNAL
	JAPAN	2,228			2,228	JAPON	
COMMODITY TOTAL		2,228		1,100	3,328		TOTAL DE MARCHANDISE
ANIMAL OILS, EXC. MARINE	GREEK			3,092	3,092	GREQC	HUIL. ANIM. SAUF AN. MAR.
	OTHER			3,084	3,084	AUTRE	
COMMODITY TOTAL				6,176	6,176		TOTAL DE MARCHANDISE
OILS, FATS, WAXES NES	OTHER			2,486	2,486	AUTRE	HUIL. MAT. GRAS. CIRE NDA
INORGANIC CHEMS. NES	OTHER			125	125	AUTRE	PROD. CHIM. INORG. NOA
ORGANIC CHEMICALS NES	GREEK			30	30	GREQC	PROD. CHIM. ORGAN. NOA
	OTHER			73	73	AUTRE	
COMMODITY TOTAL				103	103		TOTAL DE MARCHANDISE
POTASH	ITALY			14,264	14,264	ITAL	POTASSE
	OTHER			29,140	29,140	AUTRE	
COMMODITY TOTAL				43,404	43,404		TOTAL DE MARCHANDISE
BARBS AND RODS, STEEL	GREEK	10,000			10,000	GREQC	BARRES ET TIGES ACIER

TABLE 1. CARGOES LOADED AT CANADIAN PORTS FOR FOREIGN COUNTRIES.

TABLEAU 1. MARCHANDISES CHARGÉES DANS LES PORTS CANADIENS A DESTINATION DE PAYS ÉTRANGERS.

COUNTRY OF DESTINATION AND KIND OF CARGO	REGISTRY OF VESSEL	ATLANTIC ATLANTIQUE	GREAT LAKES GRANDS LACS	PACIFIC PACIFIQUE	TOTAL TOTAL	IMMTRIC. DU NAVIRE	PAYS DE DESTINATION ET MARCHANDISE
CHINA, COMMUN. CONT. PLATE & SHEET STEEL	GREEK	4,500			4,500	GRECQ	CHINE, COMMUN. SUITE TOLES, FEUILLES D'ACIER
STRUCTURAL SHAPES	GREEK	3,000			3,000	GRECQ	PROFILES DE CONSTRUCT.
RAILS & TRACK MATERIAL	GREEK	5,401			5,401	GRECQ	RAILS, MAT. VOIE FERREE
ALUMINUM	GREEK			11,027	11,027	GRECQ	ALUMINIUM
	OTHER			5,510	5,510	AUTRE	
COMMODITY TOTAL				16,537	16,537		TOTAL DE MARCHANDISE
NICKEL AND ALLOYS	GREEK	7,352			7,352	GRECQ	NICKEL ET ALLIAGES
	JAPAN	7,108	3,426		10,534	JAPON	
COMMODITY TOTAL		14,460	3,426		17,886		TOTAL DE MARCHANDISE
NON-FERROUS METALS NES	GREEK	8,697			8,697	GRECQ	METALLS NON-FERREUX NDA
	JAPAN	396			396	JAPON	
COMMODITY TOTAL		9,093			9,093		TOTAL DE MARCHANDISE
ASBESTOS BASIC PROD.	GREEK	167			167	GRECQ	OUVR. DE BASE AMIANTE
TRACTORS	JAPAN		69		69	JAPON	TRACTEURS
MOTOR VEHICLE ENGINES	GREEK	1,818			1,818	GRECQ	MOTEURS DE VEH. AUTOM.
SHIPS, AIRCRAFT, MIS. VEH	OTHER			15	15	AUTRE	NAVIRES, AVIONS, VEH. DIV
EQUIPMENT MISC.	GREEK	5			5	GRECQ	MATERIEL DIVERS
	JAPAN	8			8	JAPON	
	OTHER			40	40	AUTRE	
COMMODITY TOTAL		13		40	53		TOTAL DE MARCHANDISE
PERSONAL, HOUSEHOLD GOODS	JAPAN	1			1	JAPON	ART. PERS. ET MENAGERS
MISC. END PRODUCTS NES	JAPAN	2			2	JAPON	PRODUITS FINIS DIV. NDA
GENERAL CARGO	GREEK	1		3,312	3,313	GRECQ	MARCHANDISES DIVERSES
	JAPAN	5			5	JAPON	
	OTHER			1	1	AUTRE	
COMMODITY TOTAL		6		3,313	3,319		TOTAL DE MARCHANDISE
COUNTRY/REGION TOTAL		514,147*	3,495*	3,135,938*	3,653,580*		TOTAL DE PAYS/REGION
INDONESIA							INDONESIE
MILK POWDER	DENMK	507			507	DANMK	LAIT EN POUDRE
	NORW	158			158	NORV	
COMMODITY TOTAL		665			665		TOTAL DE MARCHANDISE
BARLEY	NORW	14,504			14,504	NORV	ORGE
WHEAT	GER			13,239	13,239	ALL	BLE
	GREEK			3,472	3,472	GRECQ	
	NORW	8,500			8,500	NORV	
	LIBER			29,558	29,558	LIBER	
	OTHER			9,440	9,440	AUTRE	
COMMODITY TOTAL		8,500		55,709	64,209		TOTAL DE MARCHANDISE
WHEAT FLOUR	LIBER			2,800	2,800	LIBER	FARINE DE BLE
MACARONI, CEREAL PROD.	DENMK	2			2	DANMK	PATES ALIM. PROD. CEREAL
COFFEE	DENMK	4			4	DANMK	CAFE
MISC. FOOD PREP. NES	DENMK	2			2	DANMK	DIV. PREP. ALIM. NDA
DRES AND CONC. NES	DENMK	257			257	DANMK	MINERAIS ET CONC. NDA
ASBESTOS	DENMK	1,477			1,477	DANMK	AMIANTE
	NETH			270	270	P. BAS	
	NORW	1,528			1,528	NORV	
COMMODITY TOTAL		3,005		270	3,275		TOTAL DE MARCHANDISE
CLAY MATERIALS NES	NORW	609			609	NORV	MATIERES ARGIL. NDA
CRUDE NON-MET. MIN. NES	DENMK	242			242	DANMK	MIN. NON-MET. BRUTS NDA
WASTE AND SCRAP NES	LIBER			9,140	9,140	LIBER	DECHETS ET REBUTS NDA
PULP	NORW			32	32	NORV	PATE
NEWSPRINT PAPER	U K	433			433	R U	PAPIER JOURNAL
	DENMK	250			250	DANMK	
	GER			4,400	4,400	ALL	
	NETH	1,066			1,066	P. BAS	
	NORW	889			889	NORV	
	LIBER			1,100	1,100	LIBER	
	OTHER			8,818	8,818	AUTRE	
COMMODITY TOTAL		2,638		14,318	16,956		TOTAL DE MARCHANDISE
PAPER NES	DENMK	311			311	DANMK	PAPIER NDA
	NORW	333			333	NORV	
	OTHER			1	1	AUTRE	
COMMODITY TOTAL		644		1	645		TOTAL DE MARCHANDISE
PAPERBOARD	NORW	774			774	NORV	CARTON
	LIBER			1,648	1,648	LIBER	
COMMODITY TOTAL		774		1,648	2,422		TOTAL DE MARCHANDISE
TEXTILE FAB. MTL NES	DENMK	65			65	DANMK	OUVR. EN MAT. TEXT. NDA
OILS, FATS, WAXES NES	DENMK	2			2	DANMK	HUIL. MAT. GRAS. CIRE NDA
AGRICULTURAL CHEMICALS	DENMK	102			102	DANMK	PRDD. CHIM. AGRIC. NDA
PLASTIC MATERIALS	DENMK	213			213	DANMK	MATIERES PLASTIQUES
CHEM. SPECIALTIES NES	DENMK	4			4	DANMK	PRDD. CHIM. SPECIAUX NDA
ALUMINUM	U K			51	51	R U	ALUMINIUM
	NETH			200	200	P. BAS	
	NORW			164	164	NORV	
COMMODITY TOTAL		358		415	415		TOTAL DE MARCHANDISE
COPPER AND ALLOYS	DENMK	97			97	DANMK	CUIVRE ET ALLIAGES
NICKEL AND ALLOYS	DENMK					DANMK	NICKEL ET ALLIAGES
ZINC AND ALLOYS	NETH			8	8	P. BAS	ZINC ET ALLIAGES
	NORW			10	10	NORV	
COMMODITY TOTAL				18	18		TOTAL DE MARCHANDISE
METAL FAB. BASIC PRDD.	DENMK	3			3	DANMK	OUVR. DE BASE EN METAL
MACHINERY NES	DENMK	1			1	DANMK	MACHINES NDA
	NETH			8	8	P. BAS	

TABLE 1. CARGOES LOADED AT CANADIAN PORTS FOR FOREIGN COUNTRIES.

TABLEAU 1. MARCHANDISES CHARGÉES DANS LES PORTS CANADIENS A DESTINATION DE PAYS ÉTRANGERS.

COUNTRY OF DESTINATION AND KIND OF CARGO	REGISTRY OF VESSEL	ATLANTIC ATLANTIQUE	GREAT LAKES GRANDS LACS	PACIFIC PACIFIQUE	TOTAL TOTAL	IMMATIC. DU NAVIRE	PAYS DE DESTINATION ET MARCHANDISE
INDONESIA COMT. COMMODITY TOTAL		1		8	9		INDONESIE SUITE
MOTOR VEHICLE ENGINES	DENMK 35 NORV 9				35 9	DANMK NORV	TOTAL DE MARCHANDISE MOTEURS DE VEH.AUTOM.
COMMODITY TOTAL		44			44		TOTAL DE MARCHANDISE
SHIPS, AIRCRAFT, MIS. VEH EQUIPMENT MISC.	DENMK 2 DENMK 24 NETH 4 U S A 3 OTHER 2			4 3 2	2 24 4 3 2	DANMK DANMK P.BAS E-U AUTRE	NAVIRES, AVIONS, VEH.DIV MATERIEL DIVERS
COMMODITY TOTAL		24		9	33		TOTAL DE MARCHANDISE
PERSONAL, HOUSEHOLD GOODS	DENMK 8 NORV 1 OTHER 1			1 1	8 1 1	DANMK NORV AUTRE	ART. PERS. ET MENAGERS
COMMODITY TOTAL		8		2	10		TOTAL DE MARCHANDISE
CONTAINERS, CLOSURES MISC. END PRODUCTS NES	DENMK 4 DENMK 377 OTHER 1				4 377 1	DANMK DANMK AUTRE	CONTENEURS, FERMETURES PRODUITS FINIS DIV. NDA
COMMODITY TOTAL		377		109	377 109		TOTAL DE MARCHANDISE
GENERAL CARGO	DENMK 1				1	DANMK	MARCHANDISES DIVERSES
CONTAINERIZED FREIGHT	DENMK 344 NORV 60				344 60	DANMK NORV	FRET CONTENEURESE
COMMODITY TOTAL		404			404		TOTAL DE MARCHANDISE
COUNTRY/REGION TOTAL		33,555*	*	84,479*	118,034*		TOTAL DE PAYS/REGION
JAPAN							JAPON
FISH, FRESH OR FROZEN	U K 582 JAPAN 106 U S A 688				582 106 688	R U JAPON E-U	POISSON, FRAIS OU CONG.
COMMODITY TOTAL				4,682 75 4,557	5,245 619 5,245		TOTAL DE MARCHANDISE
DAIRY PROD. EGGS, HONEY BARLEY	OTHER GREEK 127,112 NDRW 17,877 LIBER 322,492 JAPAN 368,785 PANAM 49,074 OTHER 98,903			619 127,112 17,877 322,492 368,785 49,074 98,903	619 127,112 17,877 322,492 368,785 49,074 98,903	AUTRE GRECQ NORV LIBER JAPON PANAM AUTRE	PROD. LAIT., OEUF, MIEL ORGE
COMMODITY TOTAL		8,700		984,243	984,243		TOTAL DE MARCHANDISE
CORN	JAPAN 8,700				8,700	JAPON	MAIS
RYE	U K 14,518 DENMK 7,549 GER 11,707 GREEK 22,165 NORV 21,000 LIBER 4,376 JAPAN 11,978 OTHER 1,047		6,563		14,518 7,549 11,707 22,165 21,000 4,376 11,978 1,047	R U DANMK ALL GRECQ NORV LIBER JAPON AUTRE	SEIGLE
COMMODITY TOTAL		4,376	6,563	134,596	145,535		TOTAL DE MARCHANDISE
WHEAT	U K 37,776 GER 16,203 GREEK 289,225 NORV 28,679 LIBER 760,820 JAPAN 293,209 PANAM 107,808 OTHER 164,233		6,563		37,776 16,203 289,225 28,679 760,820 293,209 107,808 164,233	R U ALL GRECQ NORV LIBER JAPON PANAM AUTRE	BLE
COMMODITY TOTAL				1,697,953	1,697,953		TOTAL DE MARCHANDISE
CEREALS UNMILLED, NES	U K 3,757 GER 2,161 GREEK 5,608 NORV 1,336 LIBER 5,251 OTHER 1,364				3,757 2,161 5,608 1,336 5,251 1,364	R U ALL GRECQ NORV LIBER AUTRE	CEREALES NON MOUL., NDA
COMMODITY TOTAL				19,477	19,477		TOTAL DE MARCHANDISE
WHEAT FLOUR	U S A 13				13	E-U	FARINE DE BLE
FRUITS, PREP. CANNED	U S A 22				22	E-U	FRUITS PREP. EN BOITE
COCOA AND CHOCOLATE	GREEK 39				39	GRECQ	CACAO ET CHOCOLAT
SPICES	JAPAN 2,287				2,287	JAPON	EPICES
MISC. FOOD PREP. NES	GREEK 2				2	GRECQ	DIV. PREP. ALIM. NDA
HULLS, SCREENINGS, CHAFF	U K 1,223 GREEK 16,387 NORV 9,494 LIBER 24,922 JAPAN 4,443 OTHER 8,346		3,360		1,223 16,387 9,494 24,922 4,443 8,346	R U GRECQ NORV LIBER JAPON AUTRE	ECLOURES, CRIBLURES, BAL
COMMODITY TOTAL			3,360	64,815	68,175		TOTAL DE MARCHANDISE
BRAN, SHORTS, MIDDINGS	U K 2,755 NORV 2,094 LIBER 1,356				2,755 2,094 1,356	R U NORV LIBER	SON, ISSUES DE CEREALES
COMMODITY TOTAL				6,205	6,205		TOTAL DE MARCHANDISE
OIL SEED MEAL, CAKE NES	U S A 8,818				8,818	E-U	FAR. TOURT. DLEAG. NDA
FEEDS, VEGETABLE ORIGIN	U K 3,952 NORV 1,122 LIBER 6,029				3,952 1,122 6,029	R U NORV LIBER	PROV. D'ORIGINE VEGETALE
COMMODITY TOTAL				11,103	11,103		TOTAL DE MARCHANDISE

TABLE 1. CARGOES LOADED AT CANADIAN PORTS FOR FOREIGN COUNTRIES.

TABLEAU 1. MARCHANDISES CHARGÉES DANS LES PORTS CANADIENS A DESTINATION DE PAYS ÉTRANGERS.

COUNTRY OF DESTINATION AND KIND OF CARGO	REGISTRY OF VESSEL	ATLANTIC ATLANTIQUE	GREAT LAKES GRANDS LACS	PACIFIC PACIFIQUE	TOTAL TOTAL	IMMATIC. DU NAVIRE	PAYS DE DESTINATION ET MARCHANDISE
JAPAN CONC. COMPLETE FEEDS	U K DENMK GER GREEK NORW LIBER OTHER			12,445 3,847 5,572 18,306 10,639 16,222 25,507	12,445 3,847 5,572 18,306 10,639 16,222 25,507	R U DANMK ALL GRECC NORV LIBER AUTRE	JAPON CONC., PROV. COMPLETES
COMMODITY TOTAL				92,538	92,538		TOTAL DE MARCHANDISE
RAW HIDES AND SKINS	GREEK	8			8	GRECC	PEAUX ET CUIRS BRUT
SEEDS FOR SOWING NES	JAPAN U S A OTHER	11			11	JAPON E-U AUTRE	GRAINES DE SEMENCE NDA
COMMODITY TOTAL		11		15	26		TOTAL DE MARCHANDISE
FLAXSEED	U K GER GREEK NORW LIBER		5,465	11,521 9,559 17,806 25,760 55,279	11,521 9,559 17,806 25,760 55,279	R U ALL GRECC NORV LIBER	GRAINE DE LIN
COMMODITY TOTAL		2,842	5,465	117,083	125,390		TOTAL DE MARCHANDISE
MUSTARD SEED	U K DENMK NORW LIBER JAPAN OTHER	2,842	5,465	700 739 1,075 1,422 667 335	700 739 1,075 1,422 667 335	R U DANMK NORV LIBER JAPON AUTRE	GRAINE DE MOUTARDE
COMMODITY TOTAL				4,938	4,938		TOTAL DE MARCHANDISE
RAPESEED	U K DENMK GER GREEK NORW LIBER JAPAN U S A OTHER		14,295	65,510 3,858 47,137 85,928 174,639 271,209 56,784 17,906 1,102	65,510 3,858 47,137 85,928 174,639 271,209 56,784 17,906 1,102	R U DANMK ALL GRECC NORV LIBER JAPON E-U AUTRE	GRAINE DE COLZA
COMMODITY TOTAL		3,648	47,619	724,073	775,340		TOTAL DE MARCHANDISE
SOYA BEANS	GREEK NORW LIBER JAPAN PANAM OTHER	35,069 4,973 67,736 14,697 4,032 11,357			35,069 4,973 67,736 14,697 4,032 11,357	GRECC NORV LIBER JAPON PANAM AUTRE	GRAINE DE SOYA
COMMODITY TOTAL		137,864			137,864		TOTAL DE MARCHANDISE
CRUDE VEG. PROD. NES LOGS	NORW JAPAN PANAM				1 65,362 5,102 70,464	NORV JAPON PANAM	BRUTS ORIG. VEG. NDA BILLES
COMMODITY TOTAL					70,464		TOTAL DE MARCHANDISE
BDLTS. ROUND TIMBER PULPWOOD	LIBER JAPAN PANAM				558 174,776 3,291 178,067	LIBER JAPON PANAM	BILLOTS, BOIS ROUNDS BOIS A PATE
COMMODITY TOTAL					178,067		TOTAL DE MARCHANDISE
CRUDE WOOD MTLs. NES TEXTILE FIBRES NES COPPER ORE AND CONC.	JAPAN OTHER U K GREEK NORW SWEDN LIBER JAPAN PANAM OTHER	8,982		23,754 89 19,695 49,294 71,229 232,135 232,842 315,921 40,360 114,426	23,754 89 19,695 49,294 71,229 232,135 232,842 315,921 40,360 114,426	JAPON AUTRE R U GRECC NORV SUEDE LIBER JAPON PANAM AUTRE	MATIERES BOIS BRUT NDA FIBRES TEXTILES NDA MINERAL, CONC. CUIVRE
COMMODITY TOTAL		21,382		1,075,902	1,097,284		TOTAL DE MARCHANDISE
IRON ORE AND CONC.	U K DENMK GER GREEK ITALY NORW SWEDN LIBER JAPAN OTHER	573,674 22,100 53,760 120,654 196,940 114,800 272,292 433,009 824,040			573,674 22,100 53,760 120,654 196,940 114,800 272,292 433,009 824,040	R U DANMK ALL GRECC ITAL NORV SUEDE LIBER JAPON AUTRE	MINERAL, CONC. DE FER
COMMODITY TOTAL		2,611,269		1,261,872	3,873,141		TOTAL DE MARCHANDISE
LEAD ORE AND CONC.	JAPAN OTHER				25,020 3,113 28,133	JAPON AUTRE	MINERAL, CONC. DE PLOMB
COMMODITY TOTAL					28,133		TOTAL DE MARCHANDISE
NICKEL-COPPER ORE	GREEK LIBER JAPAN	196 1,734			196 4,734 2,881 7,811	GRECC LIBER JAPON	MINER. DE CUIVRE-NICKEL
COMMODITY TOTAL		1,930			7,811		TOTAL DE MARCHANDISE
ZINC ORE AND CONC.	GREEK NORW LIBER JAPAN OTHER	4,198 102,853 4,662 9,408			4,198 102,853 9,962 15,830 21,120	GRECC NORV LIBER JAPON AUTRE	MINERAL, CONC. DE ZINC
COMMODITY TOTAL		121,121		32,842	153,962		TOTAL DE MARCHANDISE

TABLE 1. CARGOES LOADED AT CANADIAN PORTS FOR FOREIGN COUNTRIES.

TABLEAU 1. MARCHANDISES CHARGÉES DANS LES PORTS CANADIENS A DESTINATION DE PAYS ÉTRANGERS.

COUNTRY OF DESTINATION AND KIND OF CARGO	REGISTRY OF VESSEL	ATLANTIC ATLANTIQUE	GREAT LAKES GRANDS LACS	PACIFIC PACIFIQUE	TOTAL TOTAL	IMMATIC. DU NAVIRE	PAYS DE DESTINATION ET MARCHANDISE
JAPAN ORES AND CONC.NES	OTHER			200	200	AUTRE	JAPON SUITE
IRON AND STEEL SCRAP	U K	28,642			28,642	R U	MINÉRAIS ET CONC.NDA
	GREEK	61,643	11,377		73,020	GRECQ	DECHETS DE FER, D'ACIER
	LIBER	19,755			19,755	LIBER	
COMMODITY TOTAL		110,040	11,377		121,417		TOTAL DE MARCHANDISE
NON-FERROUS MET.SCRAP	U S A			18	18	E-U	DECHETS METAL.NON FER.
SLAG,GROSS,BY-PRODUCTS	NORW	24,080			24,080	NORV	POUS.GUEUL.SCOR.PROD.
	LIBER	38,080			38,080	LIBER	
	JAPAN	20,363			20,363	JAPON	
COMMODITY TOTAL		82,523			82,523		TOTAL DE MARCHANDISE
COAL,BITUMINOUS	U K			69,706	69,706	R U	CHARBON BITUMINEUX
	DENMK			111,086	111,086	DANMK	
	GER			58,240	58,240	ALL	
	GREEK			358,173	358,173	GRECQ	
	NETH			44,411	44,411	P.BAS	
	NORW			504,927	504,927	NORV	
	SWEDN			153,865	153,865	SUEDE	
	LIBER			1,792,528	1,792,528	LIBER	
	JAPAN			6,336,549	6,336,549	JAPON	
	PANAM			13,719	13,719	PANAM	
	CAN			135,697	135,697	CAN	
	OTHER			530,579	530,579	AUTRE	
COMMODITY TOTAL				10,109,480	10,109,480		TOTAL DE MARCHANDISE
ASBESTOS	GREEK			3,350	3,350	GRECQ	AMIANTE
	LIBER	1,783		6,916	8,699	LIBER	
COMMODITY TOTAL		1,783		10,266	12,049		TOTAL DE MARCHANDISE
CLAY MATERIALS NES	OTHER			4,955	4,955	AUTRE	MATIERES ARGIL.NOA
STONE,CRUDE NES	JAPAN	1,008			1,008	JAPON	PIERRE BRUTE NDA
SULPHUR IN ORES	GREEK			11,562	11,562	GRECQ	SOUFRE EN MINÉRAI
	OTHER			7,512	7,512	AUTRE	
COMMODITY TOTAL				19,074	19,074		TOTAL DE MARCHANDISE
CRUDE NON-MET.MIN.NES	LIBER	25			25	LIBER	MIN.NON-MET.BRUTS NDA
WASTE AND SCRAP NES	U K			87	87	R U	DECHETS ET REBUTS NDA
	OTHER			237	237	AUTRE	
COMMODITY TOTAL				324	324		TOTAL DE MARCHANDISE
LEATHER	NORW			4	4	NORV	CUIR
LUMBER AND TIMBER	U K			45,223	45,223	R U	BOIS D'OEUVRE ET CHARP.
	GREEK	511		92,271	92,782	GRECQ	
	NORW			110,782	110,782	NORV	
	SWEDN			60,775	60,775	SUEDE	
	LIBER			199,447	199,447	LIBER	
	JAPAN			124,229	124,229	JAPON	
	PANAM			38,413	38,413	PANAM	
	U S A			2,720	2,720	E-U	
	OTHER			125,289	125,289	AUTRE	
COMMODITY TOTAL		511		799,149	799,660		TOTAL DE MARCHANDISE
SHINGLES AND SHAKES	LIBER			2	2	LIBER	BARDEAUX,BARD.FACADE
VENEER,PLYWOOD	GREEK			479	479	GRECQ	PLACAGES,CONTRE-PLAQ.
	NORW			2,396	2,396	NORV	
	SWEDN			11	11	SUEDE	
	LIBER			232	232	LIBER	
	OTHER			102	102	AUTRE	
COMMODITY TOTAL				3,220	3,220		TOTAL DE MARCHANDISE
WOOD FAB.MATERIALS	LIBER	6			6	LIBER	DEMI-PRODUITS EN BOIS
	OTHER			5	5	AUTRE	
COMMODITY TOTAL		6		5	11		TOTAL DE MARCHANDISE
PULP	U K			56,061	56,061	R U	PATE
	NORW			135,440	135,440	NORV	
	LIBER	819		24,913	25,732	LIBER	
	JAPAN	2,349		53,803	56,152	JAPON	
	U S A			6,899	6,899	E-U	
	OTHER			80,784	80,784	AUTRE	
COMMODITY TOTAL		3,168		357,900	361,068		TOTAL DE MARCHANDISE
NEWSPRINT PAPER	U K	7,068			7,068	R U	PAPIER JOURNAL
	NORW	660		2,999	3,659	NORV	
	LIBER			10,789	10,789	LIBER	
	JAPAN	1,108			1,108	JAPON	
	U S A			55	55	E-U	
	OTHER	2,182		11,532	13,714	AUTRE	
COMMODITY TOTAL		11,018		25,375	36,393		TOTAL DE MARCHANDISE
PAPER NES	U K			7,947	7,947	R U	PAPIER NOA
	NORW			4,143	4,143	NORV	
	LIBER			1,703	1,703	LIBER	
	JAPAN	26			26	JAPON	
	U S A			2	2	E-U	
COMMODITY TOTAL		26		13,795	13,821		TOTAL DE MARCHANDISE
PAPERBOARD	U K			15,854	15,854	R U	CARTON
	NORW			13,031	13,031	NORV	
	LIBER			2,331	2,331	LIBER	
	OTHER			3,223	3,223	AUTRE	
COMMODITY TOTAL				34,439	34,439		TOTAL DE MARCHANDISE
TEXTILE FAB.MTL NES	NORW			9	9	NORV	OUVR.EN MAT.TEXT.NDA
	OTHER			2	2	AUTRE	
COMMODITY TOTAL				11	11		TOTAL DE MARCHANDISE
ANIMAL OILS,ETC.MARINA	U K			8,784	8,784	R U	HUIL.ANIM.SAUF AN.MAR.
	LIBER			4,325	4,325	LIBER	

TABLE 1. CARGOES LOADED AT CANADIAN PORTS FOR FOREIGN COUNTRIES.

TABLEAU 1. MARCHANDISES CHARGÉES DANS LES PORTS CANADIENS A DESTINATION DE PAYS ÉTRANGERS.

COUNTRY OF DESTINATION AND KIND OF CARGO	REGISTRY OF VESSEL	ATLANTIC ATLANTIQUE	GREAT LAKES GRANDS LACS	PACIFIC PACIFIQUE	TOTAL TOTAL	IMMATIC. DU NAVIRE	PAYS DE DESTINATION ET MARCHANDISE
JAPAN CONT.	JAPAN			6,138	6,138	JAPON	JAPON SUITE
COMMODITY TOTAL				19,247	19,247		TOTAL DE MARCHANDISE
VEG.OILS,FATS NES	U K			326	326	R U	HUIL.MAT.GRAS.VEG.NDA
	LIBER			1,555	1,555	LIBER	
	JAPAN			7,711	7,711	JAPON	
	U S A			517	517	E-U	
COMMODITY TOTAL				10,109	10,109		TOTAL DE MARCHANDISE
OILS,FATS,WAXES NES	U K			3,150	3,150	R U	HUIL.MAT.GRAS.CIRE NDA
	LIBER			1,325	1,325	LIBER	
COMMODITY TOTAL				4,475	4,475		TOTAL DE MARCHANDISE
INDRGANIC CHEMS. NES	U K	5,094		5,094	5,094	R U	PROO.CHIM.INDRG.NDA
ORGANIC CHEMICALS NES	JAPAN			3,086	3,086	JAPON	PROO.CHIM.ORGAN.NDA
POTASH	GREEK			38,775	38,775	GREGQ	POTASSE
	LIBER			110,326	110,326	LIBER	
	JAPAN			223,830	223,830	JAPON	
	PANAM			166,977	166,977	PANAM	
	OTHER			53,399	53,399	AUTRE	
COMMODITY TOTAL				593,307	593,307		TOTAL DE MARCHANDISE
FERTILIZERS NES	NORV			68	68	NORV	ENGRAIS CHIMIQUE NDA
	PANAM			4,558	4,558	PANAM	
	OTHER			1,608	1,608	AUTRE	
COMMODITY TOTAL				6,234	6,234		TOTAL DE MARCHANDISE
AGRICULTURAL CHEMICALS	LIBER	15		15	15	LIBER	PROO.CHIM.AGRICOLES
PLASTIC MATERIALS	NORV			9	9	NORV	MATIERES PLASTIQUES
DYESTUFF,PIGMENT,PAINT	OTHER			4	4	AUTRE	MAT.COLOR.PIG.PEINTURE
CHEM.SPECIALTIES NES	LIBER			1	1	LIBER	PROO.CHIM.SPECIALTIES NDA
COKE	JAPAN	1		23,208	23,208	JAPON	COKE
	PANAM			17,920	17,920	PANAM	
	OTHER			44,938	44,938	AUTRE	
COMMODITY TOTAL				86,066	86,066		TOTAL DE MARCHANDISE
PETROL.COAL PROD.NES	NORV			22,606	22,606	NORV	DERIVE PETR.CHARB.NDA
	JAPAN			211,323	211,323	JAPON	
COMMODITY TOTAL				233,929	233,929		TOTAL DE MARCHANDISE
PIG IRON	U K	22,088		22,088	22,088	R U	FER EN GUEUSE
	LIBER	24,640		24,640	24,640	LIBER	
COMMODITY TOTAL		46,728		46,728	46,728		TOTAL DE MARCHANDISE
PLATE & SHEET STEEL	LIBER		10,987	10,987	10,987	LIBER	TOLES,FEUILLES D'ACIER
WIRE	JAPAN		5	5	5	JAPON	FIL METALLIQUE
ALUMINUM	U K			18,117	18,117	R U	ALUMINIUM
	NORV			27,804	27,804	NORV	
	LIBER			8,581	8,581	LIBER	
	OTHER			43,758	43,758	AUTRE	
COMMODITY TOTAL				98,260	98,260		TOTAL DE MARCHANDISE
COPPER AND ALLOYS	JAPAN		1,005	1,005	1,005	JAPON	CUIVRE ET ALLIAGES
	PANAM			16,504	16,504	PANAM	
	U S A			5	5	E-U	
COMMODITY TOTAL				16,509	16,509		TOTAL DE MARCHANDISE
NICKEL AND ALLOYS	LIBER	380		380	380	LIBER	NICKEL ET ALLIAGES
NON-FERROUS METALS NES	OTHER			190	190	AUTRE	METAUX NON-FERREUX NDA
METAL FAB.BASIC PROD.	GREEK	71		71	71	GREGQ	OUVR.DE BASE EN METAL
	NORV			14	14	NORV	
	OTHER			1	1	AUTRE	
COMMODITY TOTAL				15	15		TOTAL DE MARCHANDISE
ASBESTOS BASIC PROD.	GREEK	71		71	71	GREGQ	OUVR.DE BASE AMIANTE
NON-MET.MIN.BASIC PROD	NORV	1		1	1	NORV	PROO.MIN.NON-MET.BASE
	U S A			1	1	E-U	
COMMODITY TOTAL				2	2		TOTAL DE MARCHANDISE
MACHINERY NES	NORV			31	31	NORV	MACHINES NDA
	JAPAN			8	8	JAPON	
COMMODITY TOTAL				39	39		TOTAL DE MARCHANDISE
PASS.AUTOS AND CHASSIS	JAPAN	2		2	2	JAPON	VOITURES PART.,CHASSIS
SHIPS,AIRCRAFT,MIS.VEH	NORV			17	17	NORV	NAVIRES,AVIONS,VEH.DIV
RUBBER TIRES AND TUBES	JAPAN		3	3	3	JAPON	PNEUS, CHAMBRES A AIR
EQUIPMENT MISC.	NORV			14	14	NORV	MATERIEL DIVERS
	JAPAN		3	3	3	JAPON	
	U S A			1	1	E-U	
COMMODITY TOTAL				15	15		TOTAL DE MARCHANDISE
PERSONAL,HSEHOLO GODDS	NORV			52	52	NORV	ART.PERS.ET MENAGERS
	U S A			9	9	E-U	
	OTHER			8	8	AUTRE	
COMMODITY TOTAL				69	69		TOTAL DE MARCHANDISE
CONTAINERS,CLOSURES	JAPAN	6		82	88	JAPON	CONTENEURS,FERMETURES
MISC. END PRODUCTS NES	GREEK	4		4	4	GREGQ	PRODUITS FINIS DIV.NDA
	NORV			13	13	NORV	
	JAPAN			18	18	JAPON	
	OTHER			270	270	AUTRE	
COMMODITY TOTAL				301	305		TOTAL DE MARCHANDISE
GENERAL CARGO	GREEK	2		2	2	GREGQ	MARCHANDISES DIVERSES
	NORV			1	1	NORV	
COMMODITY TOTAL				1	1		TOTAL DE MARCHANDISE
CONTAINERIZED FREIGHT	U K	6,098		6,098	6,098	R U	FRET CONTENEURESE
	GER	3,527		3,527	3,527	ALL	
	GREEK	182		182	182	GREGQ	
	NORV			8	8	NORV	
	LIBER	8,783		2,440	11,223	LIBER	
	JAPAN	112,335		182,078	294,413	JAPON	

TABLE 1. CARGOES LOADED AT CANADIAN PORTS FOR FOREIGN COUNTRIES.

TABLEAU 1. MARCHANDISES CHARGÉES DANS LES PORTS CANADIENS A DESTINATION DE PAYS ÉTRANGERS.

COUNTRY OF DESTINATION AND KIND OF CARGO	REGISTRY OF VESSEL	ATLANTIC ATLANTIQUE	GREAT LAKES GRANDS LACS	PACIFIC PACIFIQUE	TOTAL TOTAL	IMMATIC. DU NAVIRE	PAYS DE DESTINATION ET MARCHANDISE
JAPAN	COND.						JAPDN SUITE
	PANAM			2,360	2,360	PANAM	
	U S A			31	31	E-U	
	OTHER	23,976		1,517	25,493	AUTRE	
COMMODITY TOTAL		155,125		201,434	356,559		TOTAL DE MARCHANDISE
COUNTRY/REGION TOTAL		3,331,417*	86,387*	19,202,535*	22,620,339*		TOTAL DE PAYS/REGION
KOREA - SOUTH							CORÉE DU SUD
FISH, FRESH OR FROZEN	JAPAN			3,638	3,638	JAPON	POISSON, FRAIS OU CONG.
	U S A			50	50	E-U	
	OTHER			585	585	AUTRE	
COMMODITY TOTAL				4,273	4,273		TOTAL DE MARCHANDISE
BARLEY	U S A			2,435	2,435	E-U	ORGE
CORN	OTHER	1,979		1,979	1,979	AUTRE	MAIS
WHEAT	GREEK			30,866	30,866	GREQC	BLE
	OTHER			34,983	34,983	AUTRE	
COMMODITY TOTAL				65,849	65,849		TOTAL DE MARCHANDISE
CEREALS MILLED, NES	U S A			98	98	E-U	CEREALES MOULUES, NDA
MISC. FOOD PREP. NES	U S A			4	4	E-U	DIV. PREP. ALIM. NDA
HULLS, SCREENINGS, CHAFF	GREEK			4,960	4,960	GREQC	ÉCULURES, CRIBLURES, BAL
CONC. COMPLETE FEEDS	LIBER			3,415	3,415	LIBER	CONC., PROV. COMPLETES
RAW HIDES AND SKINS	U S A			631	631	E-U	PEAUX ET CUIRS BRUT
SEEDS FOR SOWING NES	U S A			10	10	E-U	GRAINES DE SEMENCE NDA
FLAXSEED	LIBER			1,047	1,047	LIBER	GRAINE DE LIN
	U S A			1,109	1,109	E-U	
COMMODITY TOTAL				2,156	2,156		TOTAL DE MARCHANDISE
RAPESEED	GREEK			7,676	7,676	GREQC	GRAINE DE COLZA
	LIBER			3,307	3,307	LIBER	
	U S A			2,811	2,811	E-U	
	OTHER			2,472	2,472	AUTRE	
COMMODITY TOTAL				16,266	16,266		TOTAL DE MARCHANDISE
LOGS	OENMK	29			29	DANMK	BILLES
PULPWOOD	GER	3,640			3,640	ALL	BOIS A PATE
IRON AND STEEL SCRAP	LIBER	16,391			16,391	LIBER	DECHETS DE FER, D'ACIER
	U S A			12	12	E-U	
COMMODITY TOTAL		16,391		12	16,403		TOTAL DE MARCHANDISE
NON-FERROUS MET. SCRAP	U S A			691	691	E-U	DECHETS METAL. NON FER.
ASBESTOS	JAPAN	2,030			2,030	JAPON	AMIANTE
SULPHUR IN ORES	GREEK			31,454	31,454	GREQC	SOUFRE EN MINÉRAI
	NORV			31,012	31,012	NORV	
	LIBER			26,254	26,254	LIBER	
	JAPAN			6,581	6,581	JAPON	
	OTHER			36,941	36,941	AUTRE	
COMMODITY TOTAL				132,242	132,242		TOTAL DE MARCHANDISE
VENEER, PLYWOOD	DENMK	1			1	DANMK	PLACAGES, CONTRE-PLAQ.
PULP	GREEK	6,565			6,565	GREQC	PATE
	LIBER	6,781			6,781	LIBER	
	U S A			15,306	15,306	E-U	
	OTHER	1,285			38,879	AUTRE	
COMMODITY TOTAL		14,631		52,900	67,531		TOTAL DE MARCHANDISE
PAPERBOARD	GER	3,000			3,000	ALL	CARTON
	LIBER			1,672	1,672	LIBER	
COMMODITY TOTAL		3,000		1,672	4,672		TOTAL DE MARCHANDISE
TEXTILE FAB. MTL NES	DENMK	2			2	DANMK	OUVR. EN MAT. TEXT. NDA
	NORV	4			4	NORV	
	U S A			10	10	E-U	
COMMODITY TOTAL		6		10	16		TOTAL DE MARCHANDISE
ANIMAL OILS, EXC. MARINE	OTHER			937	937	AUTRE	HUIL. ANIM. SAUF AN. MAR.
EXPLDS., FUSES, CAPS	OTHER			182	182	AUTRE	EXPLOS., AMORCES, DET.
POTASH	GREEK			33,385	33,385	GREQC	POTASSE
	NORV			47,923	47,923	NORV	
	LIBER			26,437	26,437	LIBER	
	JAPAN			11,468	11,468	JAPON	
COMMODITY TOTAL				119,213	119,213		TOTAL DE MARCHANDISE
CHEM. SPECIALTIES NES	JAPAN	5			5	JAPON	PROD. CHIM. SPECIAUX NDA
WIRE	U S A			10	10	E-U	FIL METALLIQUE
ALUMINUM	U K			1,600	1,600	R U	ALUMINIUM
	NORV			1,950	1,950	NORV	
	OTHER			133	133	AUTRE	
COMMODITY TOTAL				3,683	3,683		TOTAL DE MARCHANDISE
COPPER AND ALLOYS	U S A			32	32	E-U	CUIVRE ET ALLIAGES
ZINC AND ALLOYS	U S A			165	165	E-U	ZINC ET ALLIAGES
METAL FAB. BASIC PROD.	U S A			6	6	E-U	OUVR. DE BASE EN METAL
MACHINERY NES	U S A			2	2	E-U	MACHINES NDA
	OTHER			34	34	AUTRE	
COMMODITY TOTAL				36	36		TOTAL DE MARCHANDISE
PERSONAL, HOUSEHOLD GOODS	DENMK	10			10	DANMK	ART. PERS. ET MENAGERS
	U S A			18	18	E-U	
	OTHER			4	4	AUTRE	
COMMODITY TOTAL		10		22	32		TOTAL DE MARCHANDISE
MISC. END PRODUCTS NES	U S A			10	10	E-U	PRODUITS FINIS DIV. NDA
GENERAL CARGO	JAPAN	1			1	JAPON	MARCHANDISES DIVERSES
	U S A			10	10	E-U	
	OTHER			9	9	AUTRE	
COMMODITY TOTAL		1		19	20		TOTAL DE MARCHANDISE

TABLE 1. CARGOES LOADED AT CANADIAN PORTS FOR FOREIGN COUNTRIES.

TABLEAU 1. MARCHANDISES CHARGÉES DANS LES PORTS CANADIENS A DESTINATION DE PAYS ÉTRANGERS.

COUNTRY OF DESTINATION AND KIND OF CARGO	REGISTRY OF VESSEL	ATLANTIC ATLANTIQUE	GREAT LAKES GRANDS LACS	PACIFIC PACIFIQUE	TOTAL TOTAL	IMMATIC. DU NAVIRE	PAYS DE DESTINATION ET MARCHANDISE
KOREA - SOUTH CONT. CONTAINERIZED FREIGHT	GER LIBER JAPAN PANAM U S A OTHER	5,832 1,922 5,482			5,832 1,944 5,482 12 2,033 3,971	ALL LIBER JAPON PANAM E-U AUTRE	COREE DU SUD SUITE FRET CONTENEURESE
COMMOOITY TOTAL		17,207		2,067	19,274		TOTAL DE MARCHANDISE
COUNTRY/REGION TOTAL		58,930*	*	414,006*	472,936*		TOTAL DE PAYS/REGION
PHILIPPINES							PHILIPPINES
MEAT, FRESH OR FROZEN	NORW U S A			14 17	14 17	NORV E-U	VIANDE, FRAICHE / CONG.
COMMOOITY TOTAL				31	31		TOTAL DE MARCHANDISE
FISH, CANNED	DENMK NORW	10			10 6	DANMK NORV	POISSON EN BOITES
COMMOOITY TOTAL		10			16		TOTAL DE MARCHANDISE
MILK POWDER	NORW	24			24	NORV	LAIT EN POUDRE
WHEAT	U K GREEK LIBER PANAM OTHER			15,288 16,216 56,571 16,364 68,888	15,288 16,216 56,571 16,364 100,472	R U GRECQ LIBER PANAM AUTRE	BLE
COMMOOITY TOTAL		31,584		173,327	204,911		TOTAL DE MARCHANDISE
MALT AND MALT FLOUR	NORW U S A			1,867 780	1,867 780	NORV E-U	MALT ET FARINE DE MALT
COMMOOITY TDOTAL				2,647	2,647		TOTAL DE MARCHANDISE
WHEAT FLOUR	DENMK NORW	60			60 50	DANMK NORV	FARINE DE BLE
COMMOOITY TOTAL		60			110		TOTAL DE MARCHANDISE
NUTS, EXC. OIL NUTS NES	NORW	34			34	NORV	NOIX, SAUF D'OLEAG. NDA
VEGETABLES, DRIED	NORW U S A	3			3 40	NORV E-U	LEGUMES, SECS
COMMOOITY TOTAL		3			43		TOTAL DE MARCHANDISE
HULLS, SCREENINGS, CHAFF	U K			364	364	R U	ECOLURES, CRIBLURES, BAL
CONC. COMPLETE FEEDS	OTHER			448	448	AUTRE	CONC., PROV. COMPLETES
DIST. ALCOHOLIC BEV.	NORW	7			7	NORV	BOISS. ALCOOL. DIST.
RAPESEED	GREEK			3,279	3,279	GRECQ	GRAINE DE COLZA
PULPHOOD	U S A			100	100	E-U	BOIS A PATE
ORES AND CONC. NES	NORW			39	39	NORV	MINERAIS ET CONC. NDA
NON-FERROUS MET. SCRAP	NORW			5	5	NORV	DECHETS METAL. NON FER.
COAL, NES	NORW			3	3	NORV	CHARBON, NDA
ASBESTOS	DENMK	201			201	DANMK	AMIANTE
COMMOOITY TOTAL		1,186		768	1,954	NORV	
CRUDE NON-MET. MIN. NES	U S A			475	475	E-U	
PULP	DENMK	1,387		1,243	2,630	DANMK	TOTAL DE MARCHANDISE
	DENMK	18			18	DANMK	MIN. NON-MET. BRUTS NDA
	DENMK	756			756	DANMK	PATE
	NORW	337			800	NORV	
	U S A				3,218	E-U	
COMMOOITY TOTAL		1,093			4,018		TOTAL DE MARCHANDISE
NEWSPRINT PAPER	U S A			1,102	1,102	E-U	PAPIER JOURNAL
PAPER NES	NORW			39	39	NORV	PAPIER NDA
PAPERBOARD	NORW	523			523	NORV	CARTON
TEXTILE FAB. MTL NES	DENMK	9			9	DANMK	OUVR. EN MAT. TEXT. NDA
COMMOOITY TOTAL		6			6	NORV	
OILS, FATS, WAXES NES	NORW	15			15	NORV	TOTAL DE MARCHANDISE
METALLIC SALTS	DENMK	20			20	DANMK	HUIL. MAT. GRAS. CIRE NDA
	NORW	619			619	NORV	SELS METALLIQUES
	U S A	15			15	E-U	
COMMOOITY TOTAL		634		5,523	6,157		TOTAL DE MARCHANDISE
INORGANIC CHEMS. NES	DENMK	1			1	DANMK	PROD. CHIM. INORG. NDA
ORGANIC CHEMICALS NES	DENMK	2			2	DANMK	PROD. CHIM. ORGAN. NDA
COMMOOITY TOTAL		215			215	NORV	
POTASH	GREEK	217			217	GRECQ	TOTAL DE MARCHANDISE
	OTHER			25,591	25,591	AUTRE	POTASSE
COMMOOITY TOTAL				13,512	13,512		TOTAL DE MARCHANDISE
SYNTHETIC RUBBER	DENMK	22			22	DANMK	TOTAL DE MARCHANDISE
	NORW	50			50	NORV	CAOUTCHOUC SYNTHETIQUE
COMMOOITY TOTAL		72			72		TOTAL DE MARCHANDISE
PLASTIC MATERIALS	DENMK	127			127	DANMK	TOTAL DE MARCHANDISE
	NORW	187			187	NORV	MATIERES PLASTIQUES
COMMOOITY TOTAL		314			314		TOTAL DE MARCHANDISE
DYESTUFF, PIGMENT, PAINT	DENMK	6			6	DANMK	TOTAL DE MARCHANDISE
	NORW	128			128	NORV	MAT. COLOR. FIG. PEINTURE
COMMOOITY TOTAL		134			134		TOTAL DE MARCHANDISE
CHEM. SPECIALTIES NES	DENMK	23			23	DANMK	TOTAL DE MARCHANDISE
	NORW	60			60	NORV	PROD. CHIM. SPECIAUX NDA
COMMOOITY TOTAL		83			83		TOTAL DE MARCHANDISE
COAL TAR, PITCH	NORW	72			72	NORV	TOTAL DE MARCHANDISE
PRIMARY IRON, STEEL NES	DENMK	112			112	DANMK	GOUDRON, BRAI DE BOUIL.
CASTINGS, FORGINGS	NORW			89	89	NORV	FER, ACIER PRIMAIR. NDA
PLATE & SHEET STEEL	DENMK	22			22	DANMK	MOUL. PIECES FORGEES

TABLE 1. CARGOES LOADED AT CANADIAN PORTS FOR FOREIGN COUNTRIES.

TARLEAU 1. MARCHANDISES CHARGÉES DANS LES PORTS CANADIENS A DESTINATION DE PAYS ÉTRANGERS.

COUNTRY OF DESTINATION AND KIND OF CARGO	REGISTRY OF VESSEL	ATLANTIC ATLANTIQUE	GREAT LAKES GRANDS LACS	PACIFIC PACIFIQUE	TOTAL TOTAL	IMMATIC. DU NAVIRE	PAYS DE DESTINATION ET MARCHANDISE
PHILIPPINES CONT.							PHILIPPINES SUITE
WIRE	DENMK	1			1	DANMK	FIL METALLIQUE
ALUMINUM	NORW	6		28	34	NORV	ALUMINIUM
	U S A			50	50	E-U	
COMMODITY TOTAL		6		78	84		TOTAL DE MARCHANDISE
COPPER AND ALLOYS	DENMK	5			5	DANMK	CUIVRE ET ALLIAGES
	NORW	47		6	53	NORV	
COMMODITY TOTAL		52		6	58		TOTAL DE MARCHANDISE
LEAD AND ALLOYS	DENMK	99			99	DANMK	PLOMB ET ALLIAGES
NICKEL AND ALLOYS	DENMK	5			5	DANMK	NICKEL ET ALLIAGES
	U S A			10	10	E-U	
COMMODITY TOTAL		5		10	15		TOTAL DE MARCHANDISE
ZINC AND ALLOYS	DENMK	484			484	DANMK	ZINC ET ALLIAGES
	NORW	27		50	77	NORV	
COMMODITY TOTAL		511		50	561		TOTAL DE MARCHANDISE
METAL FAB. BASIC PROD.	DENMK	12			12	DANMK	OUVR. DE BASE EN METAL
	NORW	2		38	40	NORV	
COMMODITY TOTAL		14		38	52		TOTAL DE MARCHANDISE
BRICKS, TILES NES	DENMK	23			23	DANMK	BRIQUES, TUILES NDA
	NORW	82			82	NORV	
COMMODITY TOTAL		105			105		TOTAL DE MARCHANDISE
GLASS BASIC PRODUCTS	DENMK	1			1	DANMK	OUVR. DE BASE EN VERRE
ASBESTOS BASIC PROD.	NORW	12		72	84	NORV	OUVR. DE BASE AMIANTE
NON-MET. MIN. BASIC PROD	DENMK	1			1	DANMK	PROD. MIN. NON-MET. BASE
	NORW	6			6	NORV	
COMMODITY TOTAL		7			7		TOTAL DE MARCHANDISE
MISC. FABRICATED PROD.	DENMK	9			9	DANMK	OUVRAGES DIVERS
	NORW	160			160	NORV	
COMMODITY TOTAL		169			169		TOTAL DE MARCHANDISE
TRACTORS	NORW			11	11	NORV	TRACTEURS
	U S A			55	55	E-U	
COMMODITY TOTAL				66	66		TOTAL DE MARCHANDISE
MACHINERY NES	DENMK	16			16	DANMK	MACHINES NDA
	NORW	237		219	456	NORV	
	U S A			1	1	E-U	
COMMODITY TOTAL		253		220	473		TOTAL DE MARCHANDISE
PASS. AUTOS AND CHASSIS	NORW	145			145	NORV	VOITURES PART., CHASSIS
TRUCKS AND CHASSIS	DENMK	83			83	DANMK	CAMIONS ET CHASSIS
	NORW	515		1	516	NORV	
	U S A			7	7	E-U	
COMMODITY TOTAL		598		8	606		TOTAL DE MARCHANDISE
MOTOR VEHICLE ENGINES	DENMK	26			26	DANMK	MOTEURS DE VEH. AUTOM.
	NORW	684		16	700	NORV	
COMMODITY TOTAL		710		16	726		TOTAL DE MARCHANDISE
SHIPS, AIRCRAFT, MIS. VEH	NORW			2	2	NORV	NAVIRES, AVIONS, VEH. DIV
RUBBER TIRES AND TUBES	DENMK	11			11	DANMK	PNEUS, CHAMBRES A AIR
	NORW	13		12	25	NORV	
COMMODITY TOTAL		24		12	36		TOTAL DE MARCHANDISE
EQUIPMENT MISC.	DENMK	13			13	DANMK	MATERIEL DIVERS
	NORW	65			65	NORV	
	U S A			9	9	E-U	
COMMODITY TOTAL		78		9	87		TOTAL DE MARCHANDISE
PERSONAL, HOUSEHOLD GOODS	DENMK	8			8	DANMK	ART. PERS. ET MENAGERS
	NORW	8		14	22	NORV	
	U S A			1	1	E-U	
COMMODITY TOTAL		16		15	31		TOTAL DE MARCHANDISE
CONTAINERS, CLOSURES	NORW	178			178	NORV	CONTENEURS, FERMETURES
	U S A			10	10	E-U	
COMMODITY TOTAL		178		10	188		TOTAL DE MARCHANDISE
MISC. END PRODUCTS NES	DENMK	15			15	DANMK	PRODUITS FINIS DIV. NDA
	NORW	9			37	NORV	
	U S A			37	46	E-U	
COMMODITY TOTAL		24		100	124		TOTAL DE MARCHANDISE
GENERAL CARGO	DENMK	1			1	DANMK	MARCHANDISES DIVERSES
	NORW	14			14	NORV	
COMMODITY TOTAL		15			15		TOTAL DE MARCHANDISE
CONTAINERIZED FREIGHT	DENMK	47			47	DANMK	FRET CONTENEURESE
	NORW			947	947	NORV	
	U S A			375	375	E-U	
COMMODITY TOTAL		47		1,322	1,369		TOTAL DE MARCHANDISE
COUNTRY/REGION TOTAL		39,509*	*	233,490*	272,999*		TOTAL DE PAYS/REGION
PORT. ASIA							ASIE PORT.
COPPER ORE AND CONC.	GREEK	6,666			6,666	GREQ	MINERAI, CONC. CUIVRE
ZINC ORE AND CONC.	GREEK	3,877			3,877	GREQ	MINERAI, CONC. DE ZINC
COUNTRY/REGION TOTAL		10,543*	*	*	10,543*		TOTAL DE PAYS/REGION
TAIWAN							TAIWAN
BARLEY	GREEK	25,817			25,817	GREQ	ORGE
	OTHER	15,500			15,500	AUTRE	
COMMODITY TOTAL		41,317			41,317		TOTAL DE MARCHANDISE
FRUITS, PREP. CANNED	U S A			13	13	E-U	FRUITS PREP. EN BOITE
CONC. COMPLETE FEEDS	U S A			16	16	E-U	CONC., PROV. COMPLETEES

TABLE 1. CARGOES LOADED AT CANADIAN PORTS FOR FOREIGN COUNTRIES.

TABLEAU 1. MARCHANDISES CHARGÉES DANS LES PORTS CANADIENS A DESTINATION DE PAYS ÉTRANGERS.

COUNTRY OF DESTINATION AND KIND OF CARGO	REGISTRY OF VESSEL	ATLANTIC ATLANTIQUE	GREAT LAKES GRANOS LACS	PACIFIC PACIFIQUE	TOTAL TOTAL	IMMATIC. DU NAVIRE	PAYS DE DESTINATION ET MARCHANDISE
TAIWAN CONT.							TAIWAN SUITE
RAPESEED	LIBER			29,188	29,188	LIBER	GRAINE DE COLZA
IRON AND STEEL SCRAP	GREEK	11,704			11,704	GRECQ	DECHETS DE FER, DACIER
	LIBER	35,665			35,665	LIBER	
	JAPAN			501	501	JAPON	
	PANAM		10,189		10,189	PANAM	
COMMODITY TOTAL		47,369	10,189	501	58,059		TOTAL DE MARCHANDISE
NON-FERROUS MET. SCRAP	JAPAN		10,189		99	JAPON	DECHETS METAL. NON FER.
ASBESTOS	DENMK	78			78	DANMK	AMIANTE
	NORW	449			449	NORV	
	U S A			11	11	E-U	
COMMODITY TOTAL		527		11	538		TOTAL DE MARCHANDISE
SULPHUR IN ORES	GREEK			34,291	34,291	GRECQ	SOUFRE EN MINERAI
	LIBER			206,226	206,226	LIBER	
	PANAM			9,632	9,632	PANAM	
	OTHER			10,934	10,934	AUTRE	
COMMODITY TOTAL				261,083	261,083		TOTAL DE MARCHANDISE
PULP	JAPAN			682	682	JAPON	PATE
	U S A			1,608	1,608	E-U	
	OTHER			2,500	2,500	AUTRE	
COMMODITY TOTAL				4,790	4,790		TOTAL DE MARCHANDISE
NEWSPRINT PAPER	U K			1,101	1,101	R U	PAPIER JOURNAL
	GREEK			4,341	4,341	GRECQ	
	NORW	3,630		3,533	7,163	NORV	
	LIBER			2,126	2,126	LIBER	
	OTHER	1,783		11,590	13,373	AUTRE	
COMMODITY TOTAL		5,413		22,691	28,104		TOTAL DE MARCHANDISE
ANIMAL OILS, EXC. MARINE	U S A			330	330	E-U	HUIL. ANIM. SAUF AN. MAR.
METALLIC SALTS	OTHER			2,618	2,618	AUTRE	SELS METALLIQUES
INORGANIC CHEMS. NES	U S A			1	1	E-U	PROD. CHIM. INORG. NDA
ORGANIC CHEMICALS NES	U S A			60	60	E-U	PROD. CHIM. ORGAN. NDA
POTASH	LIBER			5,600	5,600	LIBER	POTASSE
	OTHER			6,000	6,000	AUTRE	
COMMODITY TOTAL				11,600	11,600		TOTAL DE MARCHANDISE
PLASTIC MATERIALS	NORW	4			4	NORV	MATIERES PLASTIQUES
CHEM. SPECIALTIES NES	DENMK	5			5	DANMK	PROD. CHIM. SPECIAUX NDA
STRUCTURAL SHAPES	LIBER		6,849		6,849	LIBER	PROFILES DE CONSTRUCT.
ALUMINUM	NORW	3		551	554	NORV	ALUMINIUM
	LIBER			275	275	LIBER	
COMMODITY TOTAL				826	829		TOTAL DE MARCHANDISE
COPPER AND ALLOYS	DENMK	1			1	DANMK	CUIVRE ET ALLIAGES
	NORW	3			3	NORV	
COMMODITY TOTAL					4		TOTAL DE MARCHANDISE
NICKEL AND ALLOYS	U S A			220	220	E-U	NICKEL ET ALLIAGES
ZINC AND ALLOYS	U S A			1,420	1,420	E-U	ZINC ET ALLIAGES
NON-FERROUS METALS NES	OTHER		443		443	AUTRE	METAUX NON-FERREUX NDA
METAL FAB. BASIC PROD.	U S A			2	2	E-U	OUVR. DE BASE EN METAL
GLASS BASIC PRODUCTS	DENMK	4			4	DANMK	OUVR. DE BASE EN VERRE
MISC. FABRICATED PROD.	U S A			3	3	E-U	OUVRAGES DIVERS
MACHINERY NES	NORW	1			1	NORV	MACHINES NDA
MOTOR VEHICLE ENGINES	JAPAN			879	879	JAPON	MOTEURS DE VEH. AUTOM.
EQUIPMENT MISC.	DENMK	1			1	DANMK	MATERIEL DIVERS
	NORW	3			3	NORV	
	U S A			5	5	E-U	
COMMODITY TOTAL				5	9		TOTAL DE MARCHANDISE
CONTAINERIZED FREIGHT	GER	514			514	ALL	FRET CONTENEURESE
	LIBER	2,079			2,079	LIBER	
	PANAM			1,300	1,300	PANAM	
	U S A			109	109	E-U	
	OTHER	4,444			4,444	AUTRE	
COMMODITY TOTAL		7,037		1,409	8,446		TOTAL DE MARCHANDISE
COUNTRY/REGION TOTAL		101,688*	17,481*	337,765*	456,934*		TOTAL DE PAYS/REGION
THAILAND							THAILANDE
FISH, CANNED	U S A			1	1	E-U	POISSON EN BOITES
WHEAT	NORW			50	50	NORV	BLE
WHEAT FLOUR	NORW			2,120	2,120	NORV	FARINE DE BLE
	U S A			870	870	E-U	
COMMODITY TOTAL				2,990	2,990		TOTAL DE MARCHANDISE
BAKERY PROD. INC. FROZEN	U S A			27	27	E-U	PROD. BOUL., PROD. CONG.
MACARONI, CEREAL PROD.	U S A			217	217	E-U	PATES ALIM. PROD. CEREAL
APPLES	U S A			10	10	E-U	POMMES
SUGAR PREPARATIONS	DENMK	4			4	DANMK	PREP. A BASE DE SUCRE
MISC. FOOD PREP. NES	DENMK	16			16	DANMK	DIV. PREP. ALIM. NDA
	NORW	16		635	651	NORV	
	U S A			10	10	E-U	
COMMODITY TOTAL		32		645	677		TOTAL DE MARCHANDISE
BREWERS GRAINS	U S A			12	12	E-U	GRAINS DE BRASSERIE
FEEDS OF ANIMAL ORIGIN	U S A			13	13	E-U	PROV. D'ORIGINE ANIMALE
CONC. COMPLETE FEEDS	U S A			14	14	E-U	CONC., PROV. COMPLETES
TOBACCO NES	DENMK	86			86	DANMK	TABACS NDA
WOOL AND ANIMAL HAIR	DENMK	43			43	DANMK	LAINES, POILS ANIMAL
TEXTILE FIBRES NES	DENMK	86			86	DANMK	FIBRES TEXTILES NDA
	NORW	13			13	NORV	
COMMODITY TOTAL				99	99		TOTAL DE MARCHANDISE

TABLE 1. CARGOES LOADED AT CANADIAN PORTS FOR FOREIGN COUNTRIES.

TABLEAU 1. MARCHANDISES CHARGÉES DANS LES PORTS CANADIENS A DESTINATION DE PAYS ÉTRANGERS.

COUNTRY OF DESTINATION AND KIND OF CARGO	REGISTRY OF VESSEL	ATLANTIC ATLANTIQUE	GREAT LAKES GRANDS LACS	PACIFIC PACIFIQUE	TOTAL TOTAL	IMMATIC. DU NAVIRE	PAYS DE DESTINATION ET MARCHANDISE
THAILAND CONT.							THAÏLANDE SUITE
ZINC ORE AND CONC.	U S A			253	253	E-U	MINÉRAI, CONC. DE ZINC
IRON AND STEEL SCRAP	DENMK	250			250	DANMK	DECHETS DE FER, D'ACIER
NON-FERROUS MET. SCRAP	DENMK	16			16	DANMK	DECHETS METAL. NON FER.
ASBESTOS	DENMK	111			111	DANMK	AMIANTE
	NORW	8,697		6	8,703	NORV	
	U S A			2,830	2,830	E-U	
COMMODITY TOTAL		8,808		2,836	11,644		TOTAL DE MARCHANDISE
GYPNUM	DENMK	105			105	DANMK	GYPSE
SULPHUR IN ORES	GREEK			11,760	11,760	GREQC	SOUFRE EN MINÉRAI
CRUDE NON-MET. MIN. NES	DENMK	474			474	DANMK	MIN. NON-MET. BRUTS NDA
	NORW	222			222	NORV	
COMMODITY TOTAL		696			696		TOTAL DE MARCHANDISE
WASTE AND SCRAP NES	DENMK	246			246	DANMK	DECHETS ET REBUTS NDA
	U S A			660	660	E-U	
	OTHER	600			600	AUTRE	
COMMODITY TOTAL		846		660	1,506		TOTAL DE MARCHANDISE
PULP	U K			1,251	1,251	R U	PATE
	GREEK			1,888	1,888	GREQC	
	NORW	895		2,005	2,900	NORV	
	LIBER			7,045	7,045	LIBER	
	U S A			4,017	4,017	E-U	
COMMODITY TOTAL		895		16,206	17,101		TOTAL DE MARCHANDISE
NEWSPRINT PAPER	U K	67			67	R U	PAPIER JOURNAL
	DENMK	262			262	DANMK	
	GREEK			885	885	GREQC	
	NORW	1,675			1,675	NORV	
	LIBER			132	132	LIBER	
	OTHER	1,615			1,615	AUTRE	
COMMODITY TOTAL		3,619		1,017	4,636		TOTAL DE MARCHANDISE
PAPER NES	DENMK	2			2	DANMK	PAPIER NDA
	NORW	3			3	NORV	
COMMODITY TOTAL		5			5		TOTAL DE MARCHANDISE
TEXTILE FAB. MTL NES	DENMK	184			184	DANMK	OUVR. EN MAT. TEXT. NDA
OILS, FATS, WAXES NES	DENMK	1			1	DANMK	HUIL. MAT. GRAS. CIRE NDA
INORGANIC CHEMS. NES	DENMK	1			1	DANMK	PROD. CHIM. INORG. NDA
ORGANIC CHEMICALS NES	NORW	89		1	90	NORV	PROD. CHIM. ORGAN. NDA
	U S A			8	8	E-U	
COMMODITY TOTAL		89		9	98		TOTAL DE MARCHANDISE
AGRICULTURAL CHEMICALS	DENMK	88			88	DANMK	PROD. CHIM. AGRICOLES
SYNTHETIC RUBBER	NORW	64			64	NORV	CADOUTCHOUC SYNTHETIQUE
PLASTIC MATERIALS	DENMK	30			30	DANMK	MATIERES PLASTIQUES
	NORW	65			65	NORV	
COMMODITY TOTAL		95			95		TOTAL DE MARCHANDISE
DYESTUFF, PIGMENT, PAINT	DENMK	1			1	DANMK	MAT. COLOR. PIC. PEINTURE
	NORW	8			8	NORV	
	U S A			9	9	E-U	
COMMODITY TOTAL		9		9	18		TOTAL DE MARCHANDISE
CHEM. SPECIALTIES NES	DENMK	23			23	DANMK	PROD. CHIM. SPECIAUX NDA
	NORW	23			23	NORV	
COMMODITY TOTAL		46			46		TOTAL DE MARCHANDISE
PLATE & SHEET STEEL	DENMK	876			876	DANMK	TOLES, FEUILLES D'ACIER
	LIBER		4,243		4,243	LIBER	
COMMODITY TOTAL		876	4,243		5,119		TOTAL DE MARCHANDISE
PIPES, TUBES, IRON, STEEL	DENMK	100			100	DANMK	TUYAUX, TUBES, FER, ACIER
WIRE	U S A			7	7	E-U	FIL METALLIQUE
ALUMINUM	U K			684	684	R U	ALUMINIUM
	DENMK	133			133	DANMK	
	NORW			1,167	1,167	NORV	
	OTHER			1,681	1,681	AUTRE	
COMMODITY TOTAL		133		3,532	3,665		TOTAL DE MARCHANDISE
COPPER AND ALLOYS	DENMK	37			37	DANMK	CUIVRE ET ALLIAGES
	NORW	101			101	NORV	
	U S A			5	5	E-U	
COMMODITY TOTAL		138		5	143		TOTAL DE MARCHANDISE
NICKEL AND ALLOYS	NORW			265	265	NORV	NICKEL ET ALLIAGES
	U S A			6	6	E-U	
COMMODITY TOTAL				271	271		TOTAL DE MARCHANDISE
ZINC AND ALLOYS	NORW			98	98	NORV	ZINC ET ALLIAGES
	U S A			2,827	2,827	E-U	
COMMODITY TOTAL				2,925	2,925		TOTAL DE MARCHANDISE
METAL FAB. BASIC PROD.	DENMK	77			77	DANMK	OUVR. DE BASE EN METAL
	U S A			26	26	E-U	
COMMODITY TOTAL		77		26	103		TOTAL DE MARCHANDISE
GLASS BASIC PRODUCTS	DENMK	50			50	DANMK	OUVR. DE BASE EN VERRE
ASBESTOS BASIC PROD.	DENMK	14			14	DANMK	OUVR. DE BASE AMIANTE
NON-MET. MIN. BASIC PROD.	DENMK	1			1	DANMK	PROD. MIN. NON-MET. BASE
TRACTORS	DENMK	5			5	DANMK	TRACTEURS
MACHINERY NES	DENMK	105			105	DANMK	MACHINES NDA
	NORW	51		41	92	NORV	
	U S A			34	34	E-U	
COMMODITY TOTAL		156		75	231		TOTAL DE MARCHANDISE
RAILWAY ROLLING STOCK	NORW	15			15	NORV	MAT. ROUL. DE CH. DE FER
TRUCKS AND CHASSIS	DENMK	9			9	DANMK	CAMIONS ET CHASSIS
MOTOR VEHICLE ENGINES	DENMK	22			22	DANMK	MOTEURS DE VEH. AUTOM.
	NORW	2			2	NORV	
COMMODITY TOTAL		24			24		TOTAL DE MARCHANDISE

TABLE 1. CARGOES LOADED AT CANADIAN PORTS FOR FOREIGN COUNTRIES.

TABLEAU 1. MARCHANDISES CHARGÉES DANS LES PORTS CANADIENS A DESTINATION DE PAYS ÉTRANGERS.

COUNTRY OF DESTINATION AND KIND OF CARGO	REGISTRY OF VESSEL	ATLANTIC ATLANTIQUE	GREAT LAKES GRANDS LACS	PACIFIC PACIFIQUE	TOTAL TOTAL	IMMATIC. DU NAVIRE	PAYS DE DESTINATION ET MARCHANDISE
THAILAND CONT.							THAÏLANDE SUITE
ROAD MOTOR VEH. NES	DENMK	83			83	DANMK	VEH. AUTOM. ROUTIERS NDA
EQUIPMENT MISC.	DENMK	574			574	DANMK	MATERIEL DIVERS
	NORW	65			65	NORV	
	U S A			2	2	E-U	
COMMODITY TOTAL		639		2	641		TOTAL DE MARCHANDISE
PERSONAL, HOUSEHOLD GOODS	DENMK	32			32	DANMK	ART. PERS. ET MENAGERS
	NORW	3			3	NORV	
COMMODITY TOTAL		35			35		TOTAL DE MARCHANDISE
FIREARMS, AMMUNITION	DENMK	7			7	DANMK	ARMES A FEU, MUNITIONS
MISC. END PRODUCTS NES	DENMK	33			33	DANMK	PRODUITS FINIS DIV. NDA
	NORW	28		12	40	NORV	
	U S A			1	1	E-U	
COMMODITY TOTAL		61		13	74		TOTAL DE MARCHANDISE
GENERAL CARGO	DENMK	5			5	DANMK	MARCHANDISES DIVERSES
	NORW	18			18	NORV	
	U S A			275	275	E-U	
COMMODITY TOTAL		23		275	298		TOTAL DE MARCHANDISE
CONTAINERIZED FREIGHT	DENMK	67			67	DANMK	FRET CONTENEURESE
	NORW			487	487	NORV	
	JAPAN	12			12	JAPON	
	U S A			45	45	E-U	
	OTHER	13			13	AUTRE	
COMMODITY TOTAL		92		532	624		TOTAL DE MARCHANDISE
COUNTRY/REGION TOTAL		10,619*	4,243*	44,392*	67,254*		TOTAL DE PAYS/REGION
USSR - PACIFIC							URSS-PACIFIQUE
BARLEY	GREEK			14,588	14,588	GRECQ	ORGE
WHEAT	U K			25,805	25,805	R U	BLE
	GREEK			110,375	110,375	GRECQ	
	OTHER	8,065		112,785	120,850	AUTRE	
COMMODITY TOTAL		8,065		248,965	257,030		TOTAL DE MARCHANDISE
COUNTRY/REGION TOTAL		8,065*	*	263,553*	271,618*		TOTAL DE PAYS/REGION
VIET-NAM, SOUTH							VIET-NAM, SUD
PULP	GREEK		1,238		1,238	GRECQ	PATE
	U S A			551	551	E-U	
COMMODITY TOTAL			1,238	551	1,789		TOTAL DE MARCHANDISE
PERSONAL, HOUSEHOLD GOODS	U S A			1	1	E-U	ART. PERS. ET MENAGERS
MISC. END PRODUCTS NES	DENMK	26			26	DANMK	PRODUITS FINIS DIV. NDA
	U S A			1	1	E-U	
COMMODITY TOTAL		26		1	27		TOTAL DE MARCHANDISE
GENERAL CARGO	DENMK	10			10	DANMK	MARCHANDISES DIVERSES
CONTAINERIZED FREIGHT	OTHER	1,024			1,024	AUTRE	FRET CONTENEURESE
COUNTRY/REGION TOTAL		1,060*	1,238*	553*	2,851*		TOTAL DE PAYS/REGION
AUSTRALIA							AUSTRALIE
MEAT, FRESH OR FROZEN	GER			33	33	ALL	VIANDE, FRAICHE / CONG.
	U S A			200	200	E-U	
COMMODITY TOTAL				233	233		TOTAL DE MARCHANDISE
FISH, FRESH OR FROZEN	U K			5	5	R U	POISSON, FRAIS OU CONG.
	GER			3	3	ALL	
	NORW			6	6	NORV	
COMMODITY TOTAL				14	14		TOTAL DE MARCHANDISE
FISH, CANNED	GER			333	333	ALL	POISSON EN BOITES
	U S A			65	65	E-U	
COMMODITY TOTAL				398	398		TOTAL DE MARCHANDISE
RYE	U S A			2,419	2,419	E-U	SEIGLE
MACARONI, CEREAL PROD.	U K	10			10	R U	PATES ALIM. PROD. CEREAL
	SWEON	8			8	SUEDE	
COMMODITY TOTAL		18			18		TOTAL DE MARCHANDISE
FRESH FRUITS, BERRIES	NORW			22	22	NORV	FRUITS, BAIES FRAIS
FRUIT JUICES	GER			15	15	ALL	JUS DE FRUIT
POTATOES	JAPAN	1,069			1,069	JAPON	POMMES DE TERRE
VEGETABLES, FROZEN	GER			318	318	ALL	LEGUMES, CONGELES
SAUSAGE SKINS, CASINGS	OTHER			1	1	AUTRE	BOYAUX A SAUCISSES
MISC. FOOD PREP. NES	U K			8	8	R U	DIV. PREP. ALIM. NDA
	DENMK			14	14	DANMK	
	U S A			28	28	E-U	
COMMODITY TOTAL				50	50		TOTAL DE MARCHANDISE
DIST. ALCOHOLIC BEV.	U S A			1	1	E-U	BOISS. ALCOOL. DIST.
CRUDE ANIMAL PROD. NES	NORW			35	35	NORV	PR. BRUTS ORIG. ANIM. NDA
SEEDS FOR SOWING NES	U S A			2	2	E-U	GRAINES DE SEMENCE NDA
RAPESEED	U K			9,512	9,512	R U	GRAINE DE COLZA
	U S A			5,550	5,550	E-U	
	OTHER			7,527	7,527	AUTRE	
COMMODITY TOTAL				22,589	22,589		TOTAL DE MARCHANDISE
NURSERY, GREENHOUSE STOCK	U K	180			180	R U	PROD. PEPINIERE, SERRE
LOGS	U K			171	171	R U	BILLES
PULPWOOD	U K			1,512	1,512	R U	ROIS A PATE
WOOL AND ANIMAL HAIR	U K					R U	LAINES, POILS ANIMAL

TABLE 1. CARGOES LOADED AT CANADIAN PORTS FOR FOREIGN COUNTRIES.

TABLEAU 1. MARCHANDISES CHARGÉES DANS LES PORTS CANADIENS A DESTINATION DE PAYS ÉTRANGERS.

COUNTRY OF DESTINATION AND KIND OF CARGO	REGISTRY OF VESSEL	ATLANTIC ATLANTIQUE	GREAT LAKES GRANDS LACS	PACIFIC PACIFIQUE	TOTAL TOTAL	IMMATIC. DU NAVIRE	PAYS DE DESTINATION ET MARCHANDISE
AUSTRALIA CONT.							AUSTRALIE SUITE
TEXTILE FIBRES NES	U K	1,317			1,317	R U	FIBRES TEXTILES NDA
	SWEDN	112			490	SUEDE	
COMMODITY TOTAL		1,429	378		1,807		TOTAL DE MARCHANDISE
IRON ORE AND CONC	NORW		378	4,273	4,273	NORV	MINERAI, CONC. DE FER
	OTHER			9,454	9,454	AUTRE	
COMMODITY TOTAL				13,727	13,727		TOTAL DE MARCHANDISE
ORES AND CONC. NES	GER			95	95	ALL	MINERAIS ET CONC. NDA
	NORW			11	11	NORV	
	OTHER			9	9	AUTRE	
COMMODITY TOTAL				115	115		TOTAL DE MARCHANDISE
NON-FERROUS MET. SCRAP	GER			10	10	ALL	DECHETS METAL. NON FER.
	NORW			4	4	NORV	
COMMODITY TOTAL				14	14		TOTAL DE MARCHANDISE
ASBESTOS	U K	5,025		6,590	11,615	R U	AMIANTE
	GER			442	442	ALL	
	GREEK	4,104		6,797	10,901	GREGQ	
	NORW			2,159	2,159	NORV	
	U S A			558	558	E-U	
COMMODITY TOTAL		9,129		16,546	25,675		TOTAL DE MARCHANDISE
SAND AND GRAVEL	U K	317			317	R U	SABLE ET GRAVIERS
SULPHUR IN ORES	U K			298,049	298,049	R U	SOUFRE EN MINERAI
	GREEK			17,900	17,900	GREGQ	
	NORW			64,516	64,516	NORV	
	SWEDN			35,047	35,047	SUEDE	
COMMODITY TOTAL				415,512	415,512		TOTAL DE MARCHANDISE
CRUDE NON-MET. MIN. NES	U K	477			477	R U	MIN. NON-MET. BRUTS NDA
	GER			1	1	ALL	
COMMODITY TOTAL		477		1	478		TOTAL DE MARCHANDISE
WASTE AND SCRAP NES	NORW			30	30	NORV	DECHETS ET REBUTS NDA
RUBBER FAB. MATERIALS	DENMK			1	1	DANMK	DEMI-PROD. CAOUTCHOUC
	GER			2	2	ALL	
COMMODITY TOTAL				3	3		TOTAL DE MARCHANDISE
LUMBER AND TIMBER	U K			178,264	178,264	R U	BOIS D'OEUVRE ET CHARP.
	GER			37	37	ALL	
	GREEK			4,138	4,138	GREGQ	
	NORW			5,052	5,052	NORV	
	SWEDN			4,541	4,541	SUEDE	
	U S A			5,930	5,930	E-U	
	OTHER			6,487	6,487	AUTRE	
COMMODITY TOTAL				204,449	204,449		TOTAL DE MARCHANDISE
SHINGLES AND SHAKES	U K			22	22	R U	BARDEAUX, BAR. FACADE
	U S A			8	8	E-U	
	OTHER			137	137	AUTRE	
COMMODITY TOTAL				167	167		TOTAL DE MARCHANDISE
VENEER, PLYWOOD	U K			2,431	2,431	R U	PLACAGES, CONTRE-PLAQ.
PULP	U K	93		37,860	37,953	R U	PATE
	GREEK	1,476			1,476	GREGQ	
	NORW			56	56	NORV	
	SWEDN	1,081			1,081	SUEDE	
	U S A			18,498	18,498	E-U	
	OTHER		889	3,651	4,540	AUTRE	
COMMODITY TOTAL		2,650	889	60,065	63,604		TOTAL DE MARCHANDISE
NEWSPRINT PAPER	U K	21,713		32,404	54,117	R U	PAPIER JOURNAL
	DENMK			828	828	DANMK	
	GREEK	35,071		2,400	37,471	GREGQ	
	NORW			17,099	17,099	NORV	
	SWEDN	184			184	SUEDE	
	LIBER	10,197			10,197	LIBER	
	U S A			2,018	2,018	E-U	
	OTHER	20,367	272		20,639	AUTRE	
COMMODITY TOTAL		87,532	272	54,749	142,553		TOTAL DE MARCHANDISE
PAPER NES	U K	426		349	775	R U	PAPIER NDA
	GER			242	242	ALL	
	NORW			130	130	NORV	
	SWEDN	178	416		594	SUEDE	
	U S A			960	960	E-U	
	OTHER			110	110	AUTRE	
COMMODITY TOTAL		604	416	1,791	2,811		TOTAL DE MARCHANDISE
PAPERBOARD	NORW			665	665	NORV	CARTON
BLOG. PAPER AND BOARD	U K	643			643	R U	PLAQ. CONSTR., PAP/CART.
TEXTILE FAB. MTL NES	GER			8	8	ALL	OUVR. EN MAT. TEXT. NDA
	SWEDN	2			2	SUEDE	
	U S A			1	1	E-U	
COMMODITY TOTAL		2		9	11		TOTAL DE MARCHANDISE
VEG. OILS, FATS NES	U S A			280	280	E-U	HUIL. MAT. GRAS. VEG. NDA
OILS, FATS, WAXES NES	GER			34	34	ALL	HUIL. MAT. GRAS. CIRE NDA
	SWEDN	180			180	SUEDE	
COMMODITY TOTAL		180		34	214		TOTAL DE MARCHANDISE
INORGANIC CHEMS. NES	GER			126	126	ALL	PROD. CHIM. INORG. NDA
	NORW			25	25	NORV	
	SWEDN	435			435	SUEDE	
COMMODITY TOTAL		435		151	586		TOTAL DE MARCHANDISE
ORGANIC CHEMICALS NES	U K	3			3	R U	PROD. CHIM. ORGAN. NDA
	GER			100	100	ALL	
	NORW			6	6	NORV	
	U S A			61	61	E-U	

TABLE 1. CARGOES LOADED AT CANADIAN PORTS FOR FOREIGN COUNTRIES.

TABLEAU 1. MARCHANDISES CHARGÉES DANS LES PORTS CANADIENS A DESTINATION DE PAYS ÉTRANGERS.

COUNTRY OF DESTINATION AND KIND OF CARGO	REGISTRY OF VESSEL	ATLANTIC ATLANTIQUE	GREAT LAKES GRANDS LACS	PACIFIC PACIFIQUE	TOTAL TOTAL	IMMATIC. DU NAVIRE	PAYS DE DESTINATION ET MARCHANDISE
AUSTRALIA CONT. COMMODITY TOTAL POTASH	U K NORW LIBER U S A	3		167	170	R U NORV LIBER E-U	AUSTRALIE SUITE TOTAL DE MARCHANDISE POTASSE
COMMODITY TOTAL FERTILIZERS NES SYNTHETIC RUBBER PLASTIC MATERIALS	GER U K U K GER SWEDN OTHER			35	35	ALL R U R U ALL SUEDE AUTRE	TOTAL DE MARCHANDISE ENGRAIS CHIMIQUE NDA CAOUTCHOUC SYNTHETIQUE MATIERES PLASTIQUES
COMMODITY TOTAL CHEM. SPECIALTIES NES	U K SWEDN	42 930 319	80 152 232		276 930 319	R U SUEDE	TOTAL DE MARCHANDISE PROD. CHIM. SPECIAUX NDA
COMMODITY TOTAL LUBRICATING OIL, GREASE PETROL. COAL PROD. NES PRIMARY IRON, STEEL NES	U K U K U K SWEDN	1,249 5 20 307 60			1,249 5 20 307 60	R U R U R U SUEDE	TOTAL DE MARCHANDISE HUILE, GRAISSE LUBRIF. DERIVE PETR. CHARB. NDA FER, ACIER PRIMAIRE NDA
COMMODITY TOTAL CASTINGS, FORGINGS PIPES, TUBES: IRON, STEEL	U K GER SWEDN OTHER	1 61		15	15 61	R U ALL SUEDE AUTRE	TOTAL DE MARCHANDISE MOUL. PIECES FORGEES TUYAUX, TUBES: FER, ACIER
COMMODITY TOTAL WIRE	U K GER U S A	61 23		17	78 23 73 33	R U ALL E-U	TOTAL DE MARCHANDISE FIL METALLIQUE
COMMODITY TOTAL ALUMINIUM	U K GER U S A	23 812 1		106	129 812 1	R U ALL E-U	TOTAL DE MARCHANDISE ALUMINIUM
COMMODITY TOTAL COPPER AND ALLOYS NICKEL AND ALLOYS NON-FERROUS METALS NES	GER U K U K GER NORW	812 653		1,101 38	1,914 38 653 2 4 4	ALL R U R U ALL NORV	TOTAL DE MARCHANDISE CUIVRE ET ALLIAGES NICKEL ET ALLIAGES METAUX NON-FERREUX NDA
COMMODITY TOTAL METAL FAB. BASIC PROD.	U K GER SWEDN OTHER	51 13 4 7		10 13 4 7	10 64 4 21 7	R U ALL SUEDE AUTRE	TOTAL DE MARCHANDISE OUVR. DE BASE EN METAL
COMMODITY TOTAL ASBESTOS BASIC PROD.	U K SWEDN	51 252 660 912	21	24	96 252 660 912	R U SUEDE	TOTAL DE MARCHANDISE OUVR. DE BASE AMIANTE
COMMODITY TOTAL MISC. FABRICATED PROD.	U K OTHER	3 2			3 2	R U AUTRE	TOTAL DE MARCHANDISE OUVRAGES DIVERS
COMMODITY TOTAL TRACTORS	U K NORW SWEDN	5 28 207			5 28 37 207	R U NORV SUEDE	TOTAL DE MARCHANDISE TRACTEURS
COMMODITY TOTAL MACHINERY NES	U K DENMK GER SWEDN U S A OTHER	235 682 14 246 942		37 8 2 5 33	272 690 2 5 14 33 246 990	R U DANMK ALL SUEDE E-U AUTRE	TOTAL DE MARCHANDISE MACHINES NDA
COMMODITY TOTAL PASS. AUTOS AND CHASSIS	GER NORW	4 3 7			4 3 7	ALL NORV	TOTAL DE MARCHANDISE VOITURES PART., CHASSIS
COMMODITY TOTAL TRUCKS AND CHASSIS	GER OTHER	1 24			1 24	ALL AUTRE	TOTAL DE MARCHANDISE CAMIONS ET CHASSIS
COMMODITY TOTAL MOTOR VEHICLE ENGINES	U K GER SWEDN U S A	24 417 69 1		1 1 11 1	25 418 11 69 1	R U ALL SUEDE E-U	TOTAL DE MARCHANDISE MOTEURS DE VEH. AUTOM.
COMMODITY TOTAL ROAD MOTOR VEH. NES SHIPS, AIRCRAFT, MIS. VEH	U K U K SWEDN OTHER	486 3 2 5 1		13 1	499 1 3 2 1 6	R U R U SUEDE AUTRE	TOTAL DE MARCHANDISE VEH. AUTOM. ROUTIERS NDA NAVIRES, AVIONS, VEH. DIV
COMMODITY TOTAL RUBBER TIRES AND TUBES	U K GREEK	5 35		1 338	6 373	R U	TOTAL DE MARCHANDISE PNEUS, CHAMBRES A AIR
COMMODITY TOTAL EQUIPMENT MISC.	U K GER SWEDN U S A OTHER	4 3 14 3 31		3,495 31	3,530 31 3 3 3	R U ALL SUEDE E-U AUTRE	TOTAL DE MARCHANDISE MATERIEL DIVERS
COMMODITY TOTAL		31		36	57		TOTAL DE MARCHANDISE

TABLE 1. CARGES LOADED AT CANADIAN PORTS FOR FOREIGN COUNTRIES.

TABLÉAU 1. MARCHANDISES CHARGÉES DANS LES PORTS CANADIENS A DESTINATION DE PAYS ÉTRANGERS.

COUNTRY OF DESTINATION AND KIND OF CARGO	REGISTRY OF VESSEL	ATLANTIC ATLANTIQUE	GREAT LAKES GRANDS LACS	PACIFIC PACIFIQUE	TOTAL TOTAL	IMMATIC. DU NAVIRE	PAYS DE DESTINATION ET MARCHANDISE
AUSTRALIA CONT. PERSONAL, HSEHOLD GOODS	U K	21		7	28	R U	AUSTRALIE SUITE
	DENMK			3	3	DANMK	ART. PERS. ET MENAGERS
	GER			55	55	ALL	
	NORW			23	23	NORV	
	SWEDN	4	2	6	6	SUEDE	
	U S A			28	28	E-U	
	OTHER			1	1	AUTRE	
COMMODITY TOTAL		25	2	117	144		TOTAL DE MARCHANDISE
FIREARMS, AMMUNITION	SWEDN	6			6	SUEDE	ARMES A FEU, MUNITIONS
CONTAINERS, CLOSURES	U K	1			1	R U	CONTENEURS, FERMETURES
MISC. END PRODUCTS NES	U K	3			3	R U	PRODUITS FINIS DIV. NDA
	GER			5	5	ALL	
	U S A			1	1	E-U	
COMMODITY TOTAL		3		6	9		TOTAL DE MARCHANDISE
GENERAL CARGO	U K			1	1	R U	MARCHANDISES DIVERSES
	GER			4	4	ALL	
	NORW			150	150	NORV	
	U S A			1	1	E-U	
	OTHER			2	2	AUTRE	
COMMODITY TOTAL				158	158		TOTAL DE MARCHANDISE
CONTAINERIZED FREIGHT	U K	56,301			56,301	R U	FRET CONTENEURESE
	GER	40,288			40,288	ALL	
	SWEDN	187			187	SUEDE	
	JAPAN			491	491	JAPON	
	OTHER	18,903			18,903	AUTRE	
COMMODITY TOTAL		115,679		491	116,170		TOTAL DE MARCHANDISE
COUNTRY/REGION TOTAL		226,369*	2,210*	885,140*	1,113,719*		TOTAL DE PAYS/REGION
FIJI							FIJI
MEAT AND MEAT PREP. NES	U K			1	1	R U	VIANDES ET PREP. NDA
FISH, CANNED	U K			11	11	R U	POISSON EN BOITES
APPLES	U K			37	37	R U	POMMES
LUMBER AND TIMBER	U K			964	964	R U	BOIS D'OEUVRE ET CHARP.
SHINGLES AND SHAKES	U K			130	130	R U	BARDEAUX, BARD, FACADE
NEWSPRINT PAPER	U K			47	47	R U	PAPIER JOURNAL
PAPER NES	U K			111	111	R U	PAPIER NDA
PLASTIC MATERIALS	U K			4	4	R U	MATIERES PLASTIQUES
METAL FAB. BASIC PROD.	U K			1	1	R U	OUVR. DE BASE EN METAL
MOTOR VEHICLE ENGINES	U K			1	1	R U	MOTEURS DE VEH. AUTOM.
EQUIPMENT MISC.	U K			4	4	R U	MATERIEL DIVERS
PERSONAL, HSEHOLD GOODS	U K			5	5	R U	ART. PERS. ET MENAGERS
MISC. END PRODUCTS NES	U K			4	4	R U	PRODUITS FINIS DIV. NDA
GENERAL CARGO	U K			1	1	R U	MARCHANDISES DIVERSES
COUNTRY/REGION TOTAL				1,321*	1,321*		TOTAL DE PAYS/REGION
NEW ZEALAND							NOUV.-ZELANDE
MEAT, FRESH OR FROZEN	U K			30	30	R U	VIANDE, FRAICHE / CONG.
	GER			480	480	ALL	
	U S A			404	404	E-U	
COMMODITY TOTAL				914	914		TOTAL DE MARCHANDISE
FISH, CANNED	U K			968	968	R U	POISSON EN BOITES
	GER			219	219	ALL	
	U S A			44	44	E-U	
COMMODITY TOTAL				1,231	1,231		TOTAL DE MARCHANDISE
APPLES	U K			78	78	R U	POMMES
FRESH FRUITS, BERRIES	U K			3	3	R U	FRUITS, BAIES FRAIS
VEGETABLES, FROZEN	GER			25	25	ALL	LEGUMES, CONGELES
DIST. ALCOHOLIC BEV.	U S A			4	4	E-U	BOISS. ALCOOL. DIST.
SEEDS FOR SOWING NES	U K			46	46	R U	GRAINES DE SEMENCE NDA
TEXTILE FIBRES NES	U K	222			222	R U	FIBRES TEXTILES NDA
	SWEDN	32			32	SUEDE	
COMMODITY TOTAL		254			254		TOTAL DE MARCHANDISE
ASBESTOS	U K			2,811	2,811	R U	AMIANTE
	NORW			435	435	NORV	
	OTHER			419	419	AUTRE	
COMMODITY TOTAL				3,665	3,665		TOTAL DE MARCHANDISE
SALT	U K			400	400	R U	SEL
SULPHUR IN ORES	U K			47,187	47,187	R U	SOUFRE EN MINERAI
	GREEK			28,882	28,882	GREQQ	
	NORW			105,510	105,510	NORV	
	SWEDN			19,595	19,595	SUEDE	
	LIBER			30,017	30,017	LIBER	
COMMODITY TOTAL				231,191	231,191		TOTAL DE MARCHANDISE
RUBBER FAB. MATERIALS	U K	10			10	R U	DEMI-PROD. CAOUTCHOUC
	GER			3	3	ALL	
COMMODITY TOTAL		10			13		TOTAL DE MARCHANDISE
LUMBER AND TIMBER	U K			3,454	3,454	R U	BOIS D'OEUVRE ET CHARP.
	U S A			174	174	E-U	
COMMODITY TOTAL				3,628	3,628		TOTAL DE MARCHANDISE
SHINGLES AND SHAKES	U K			20	20	R U	BARDEAUX, BARD, FACADE
VENEER, PLYWOOD	U K			51	51	R U	PLACAGES, CONTRE-PLAQ.
NEWSPRINT PAPER	U K	65			65	R U	PAPIER JOURNAL

TABLE 1. CARGOES LOADED AT CANADIAN PORTS FOR FOREIGN COUNTRIES.

TABLEAU 1. MARCHANDISES CHARGÉES DANS LES PORTS CANADIENS A DESTINATION DE PAYS ÉTRANGERS.

COUNTRY OF DESTINATION AND KIND OF CARGO	REGISTRY OF VESSEL	ATLANTIC ATLANTIQUE	GREAT LAKES GRANDS LACS	PACIFIC PACIFIQUE	TOTAL TOTAL	IMMATIC. DU NAVIRE	PAYS DE DESTINATION ET MARCHANDISE
NEW ZEALAND CONT.							NOUV.- ZELANDE SUITE
	GREEK NORW	7,779		1,575	7,779	GREGO NORV	
COMMODITY TOTAL		7,844		1,575	9,419		TOTAL DE MARCHANDISE
PAPER NES	U K SWEDN U S A	338		1	338	R U SUEDE E-U	PAPIER NDA
COMMODITY TOTAL		338		2	340		TOTAL DE MARCHANDISE
CORDAGE, TWINE, ROPE	U S A			7	7	E-U	CORDAGE, FICELLE, CORDE
TEXTILE FAB. MTL NES	U K			5	5	R U	OUVR. EN MAT. TEXT. NDA
METALLIC SALTS	GER			112	112	ALL	SELS METALLIQUES
ORGANIC CHEMICALS NES	U K	1			1	R U	PROD. CHIM. ORGAN. NDA
POTASH	U K NORW LIBER			26,947	26,947	R U NORV LIBER	POTASSE
COMMODITY TOTAL				28,408	28,408		TOTAL DE MARCHANDISE
FERTILIZERS NES	U K			28,392	28,392	R U	ENGRAIS CHIMIQUE NDA
PLASTIC MATERIALS	SWEDN	17		77,747	77,747	SUEDE	MATIERES PLASTIQUES
CHEM. SPECIALTIES NES	U K GER	230		28	230	R U ALL	PROD. CHIM. SPECIAUX NDA
COMMODITY TOTAL		230		1	231		TOTAL DE MARCHANDISE
PIPES, TUBES: IRON, STEEL	U K			13	13	R U	TUYAUX, TUBES: FER, ACIER
WIRE	U K GER U S A			64	64	R U ALL E-U	FIL METALLIQUE
COMMODITY TOTAL				187	187		TOTAL DE MARCHANDISE
COPPER AND ALLOYS	U K GER			149	149	R U ALL	CUIVRE ET ALLIAGES
COMMODITY TOTAL				400	400		TOTAL DE MARCHANDISE
NON-FERROUS METALS NES	U K			223	223	R U	METAUX NON-FERREUX NDA
METAL FAB. BASIC PROD.	U K GER			9	9	R U ALL	OUVR. DE BASE EN METAL
COMMODITY TOTAL				1	10		TOTAL DE MARCHANDISE
TRACTORS	U K	15		222	237	R U	TRACTEURS
MACHINERY NES	U K GER SWEDN U S A OTHER	277		177	454	R U ALL SUEDE E-U AUTRE	MACHINES NDA
COMMODITY TOTAL		31		19	31		TOTAL DE MARCHANDISE
PASS. AUTOS AND CHASSIS	U K U S A	564		20	276	R U E-U	VOITURES PART., CHASSIS
COMMODITY TOTAL				226	790		TOTAL DE MARCHANDISE
TRUCKS AND CHASSIS	U K			3,021	3,021	R U	VOITURES PART., CHASSIS
MOTOR VEHICLE ENGINES	U K			6	6	E-U	TOTAL DE MARCHANDISE
ROAD MOTOR VEH. NES	OTHER	2		39	39	R U	CAMIONS ET CHASSIS
SHIPS, AIRCRAFT, MIS. VEH	U K GER	1		40	40	R U	MOTEURS DE VEH. AUTOM.
COMMODITY TOTAL				6	2	AUTRE	VEH. AUTOM. ROUTIERS NDA
EQUIPMENT MISC.	U K GER	38		2	7	R U ALL	NAVIRES, AVIONS, VEH. DIV
COMMODITY TOTAL		1		8	9		TOTAL DE MARCHANDISE
PERSONAL, HOUSEHOLD GOODS	U K GER SWEDN U S A OTHER	38		2	67	R U ALL	MATERIEL DIVERS
COMMODITY TOTAL		38		31	69		TOTAL DE MARCHANDISE
CONTAINERS, CLOSURES	U K			129	129	R U	ART. PERS. ET MENAGERS
MISC. END PRODUCTS NES	GER			19	19	ALL	TOTAL DE MARCHANDISE
GENERAL CARGO	SWEDN	1		4	4	SUEDE	CONTENEURS, FERMETURES
COMMODITY TOTAL	U S A OTHER	1		3	3	E-U AUTRE	PRODUITS FINIS DIV. NDA
CONTAINERIZED FREIGHT	U K GER SWEDN OTHER	17,556		155	156	R U	MARCHANDISES DIVERSES
COMMODITY TOTAL		17,556		2	2		TOTAL DE MARCHANDISE
COUNTRY/REGION TOTAL		44,576*	*	325,322*	369,898*		TOTAL DE PAYS/REGION
BR. OCEANIA NES							OCEANIE BR. NDA
FISH, FRESH OR FROZEN	U S A			1	1	E-U	POISSON, FRAIS OU CONG.
WHEAT FLOUR	U S A			114	114	E-U	FARINE DE BLE
MACARONI, CEREAL PROD.	U S A			1	1	E-U	PATES ALIM. PROD. CEREAL
SUGAR, NES	U S A			191	191	E-U	SUCRE, NDA
CONC. COMPLETE FEEDS	U S A			1	1	E-U	CONC., PROD. COMPLETES
LUMBER AND TIMBER	U S A			675	675	E-U	BOIS D'OEUVRE ET CHARP.
PAPER NES	U S A			123	123	E-U	PAPIER NDA
WIRE	U S A			3	3	E-U	FIL METALLIQUE
METAL FAB. BASIC PROD.	U S A			11	11	E-U	OUVR. DE BASE EN METAL
EQUIPMENT MISC.	U S A			2	2	E-U	MATERIEL DIVERS
COMMODITY TOTAL							TOTAL DE MARCHANDISE
COUNTRY/REGION TOTAL		*	*	1,122*	1,122*		TOTAL DE PAYS/REGION

TABLE 1. CARGOES LOADED AT CANADIAN PORTS FOR FOREIGN COUNTRIES.

TABLEAU 1. MARCHANDISES CHARGÉES DANS LES PORTS CANADIENS A DESTINATION DE PAYS ÉTRANGERS.

COUNTRY OF DESTINATION AND KIND OF CARGO	REGISTRY OF VESSEL	ATLANTIC ATLANTIQUE	GREAT LAKES GRANDS LACS	PACIFIC PACIFIQUE	TOTAL TOTAL	IMMATIC. OU NAVIRE	PAYS DE DESTINATION ET MARCHANDISE
FR. OCEANIA							
FISH, CANNED	U S A			19	19	E-U	OCEANIE FR. POISSON EN BOITES
FRUIT JUICES	U S A			6	6	E-U	JUS DE FRUIT
SULPHUR IN ORES	OTHER			7,313	7,313	AUTRE	SOUFRE EN MINERAL
PAPER NES	U S A			3	3	E-U	PAPIER NDA
TRACTORS	U S A			1	1	E-U	TRACTEURS
EQUIPMENT MISC.	U S A			2	2	E-U	MATERIEL DIVERS
COUNTRY/REGION TOTAL		*	*	7,344*	7,344*		TOTAL DE PAYS/REGION
U.S. OCEANIA							
FISH, CANNED	U S A			15	15	E-U	OCEANIE E-U. POISSON EN BOITES
WHEAT FLOUR	U S A			16	16	E-U	FARINE DE BLE
MACARONI, CEREAL PRDD.	U S A			25	25	E-U	PATES ALIM. PROD. CEREAL
RAW SUGAR	U S A			40	40	E-U	SUCRE BRUT
SUGAR, NES	U S A			187	187	E-U	SUCRE, NDA
MISC. FOOD PREP. NES	U S A			8	8	E-U	DIV. PREP. ALIM. NDA
CONC. COMPLETE FEEDS	U S A			1	1	E-U	CONC., PROV. COMPLETES
PAPER NES	U S A			7	7	E-U	PAPIER NDA
EQUIPMENT MISC.	U S A			6	6	E-U	MATERIEL DIVERS
COUNTRY/REGION TOTAL		*	*	305*	305*		TOTAL DE PAYS/REGION
GUYANA							
MEAT, CURED	GER	36			36	ALL	GUYANE VIANDE FUMEE OU SALEE
	GREEK	40			40	GRECC	
COMMODITY TOTAL		76			76		TOTAL DE MARCHANDISE
MEAT AND MEAT PREP. NES	GER	52			52	ALL	VIANDES ET PREP. NDA
MILK POWDER	U K	30			30	R U	LAIT EN POUORE
	GER	39			39	ALL	
	GREEK	35			35	GRECC	
COMMODITY TOTAL		104			104		TOTAL DE MARCHANDISE
MALT AND MALT FLOUR	NORW	12			12	NORV	MALT ET FARINE DE MALT
WHEAT FLOUR	U K	14			14	R U	FARINE DE BLE
	GER	329			329	ALL	
	GREEK	90			90	GRECC	
	NORW	120			120	NORV	
COMMODITY TOTAL		553			553		TOTAL DE MARCHANDISE
CEREALS MILLED, NES	U K	6			6	R U	CEREALES MOULUES, NDA
	GREEK	40			40	GRECC	
COMMODITY TOTAL		46			46		TOTAL DE MARCHANDISE
POTATOES	NORW	5			5	NORV	POMMES DE TERRE
VEGETABLES, DRIED	GER	83			83	ALL	LEGUMES, SECS
SUGAR, NES	NORW	25			25	NORV	SUCRE, NDA
MISC. FOOD PREP. NES	GER	134			134	ALL	DIV. PREP. ALIM. NDA
FEEDS, VEGETABLE ORIGIN	GER	6			6	ALL	PROD. D'ORIGINE VEGETALE
FEEDS OF ANIMAL ORIGIN	U K	20			20	R U	PROD. D'ORIGINE ANIMALE
	GREEK	13			13	GRECC	
	NORW	3			3	NORV	
COMMODITY TOTAL		36			36		TOTAL DE MARCHANDISE
CONC. COMPLETE FEEDS	NORW	35			35	NORV	CONC., PROV. COMPLETES
TEXTILE FIBRES NES	U K	100			100	R U	FIBRES TEXTILES NDA
	GER	4			4	ALL	
COMMODITY TOTAL		104			104		TOTAL DE MARCHANDISE
SALT	GER	10			10	ALL	SEL
	NORW	3			3	NORV	
COMMODITY TOTAL		13			13		TOTAL DE MARCHANDISE
LUMBER AND TIMBER	GER	53			53	ALL	BOIS D'OEUVRE ET CHARP.
	GREEK	83			83	GRECC	
COMMODITY TOTAL		136			136		TOTAL DE MARCHANDISE
NEWSPRINT PAPER	U K	545			545	R U	PAPIER JOURNAL
	GER	474			474	ALL	
	GREEK	124			124	GRECC	
	NORW	448			448	NORV	
COMMODITY TOTAL		1,591			1,591		TOTAL DE MARCHANDISE
PAPER NES	U K	901			901	R U	PAPIER NDA
	GER	588			588	ALL	
	GREEK	74			74	GRECC	
	NORW	120			120	NORV	
COMMODITY TOTAL		1,683			1,683		TOTAL DE MARCHANDISE
PAPERBOARD	U K	13			13	R U	CARTON
BLDG. PAPER AND BOARD	U K	6			6	R U	PLAQ. CONSTR., PAP./CART.
	GER	105			105	ALL	
COMMODITY TOTAL		111			111		TOTAL DE MARCHANDISE
TEXTILE FAB. MTL NES	U K	69			69	R U	OUVR. EN MAT. TEXT. NDA
	GER	223			223	ALL	
	GREEK	10			10	GRECC	
	NORW	65			65	NORV	
COMMODITY TOTAL		367			367		TOTAL DE MARCHANDISE
INORGANIC CHEMS. NES	GER	270			270	ALL	PROD. CHIM. INORG. NDA
	NORW	48			48	NORV	
COMMODITY TOTAL		318			318		TOTAL DE MARCHANDISE
ORGANIC CHEMICALS NES	U K	167			167	R U	PROD. CHIM. DRGAN. NDA
	GER	62			62	ALL	
	GREEK	72			72	GRECC	

TABLE 1. CARGOES LOADED AT CANADIAN PORTS FOR FOREIGN COUNTRIES.

TABLEAU 1. MARCHANDISES CHARGÉES DANS LES PORTS CANADIENS A DESTINATION DE PAYS ÉTRANGERS.

COUNTRY OF DESTINATION AND KIND OF CARGO	REGISTRY OF VESSEL	ATLANTIC ATLANTIQUE	GREAT LAKES GRANDS LACS	PACIFIC PACIFIQUE	TOTAL TOTAL	IMMATIC. DU NAVIRE	PAYS DE DESTINATION ET MARCHANDISE
GUYANA	CONT.						GUYANE
	NORW	82			82	NORV	
COMMODITY TOTAL		383			383		TOTAL DE MARCHANDISE
EXPLOS., FUSES, CAPS	OTHER	76			76	AUTRE	EXPLOS., AMORCES, DET.
AGRICULTURAL CHEMICALS	GER	29			29	ALL	PROD. CHIM. AGRICOLES
STRUCTURAL SHAPES	GER	63			63	ALL	PROFILES DE CONSTRUCT.
ALUMINUM	GER	38			38	ALL	ALUMINIUM
METAL FAB. BASIC PROD.	U K	92			92	R U	OUVR. DE BASE EN METAL
	GER	245			245	ALL	
	GREEK	52			52	GRECQ	
	NORW	7			7	NORV	
COMMODITY TOTAL		396			396		TOTAL DE MARCHANDISE
NON-MET. MIN. BASIC PROD	GER	16			16	ALL	PROD. MIN. NON-MET. BASE
MISC. FABRICATED PROD.	GER	48			48	ALL	OUVRAGES DIVERS
MACHINERY NES	U K	9			9	R U	MACHINES NDA
	NORW	17			17	NORV	
COMMODITY TOTAL		26			26		TOTAL DE MARCHANDISE
PASS. AUTOS AND CHASSIS	NORW	1			1	NORV	VOITURES PART., CHASSIS
ROAD MOTOR VEH. NES	GER	17			17	ALL	VEH. AUTOM. ROUTIERS NDA
RUBBER TIRES AND TUBES	U K	12			12	R U	PNEUS, CHAMBRES A AIR
	GER	29			29	ALL	
	GREEK	25			25	GRECQ	
COMMODITY TOTAL		66			66		TOTAL DE MARCHANDISE
EQUIPMENT MISC.	U K	40			40	R U	MATERIEL DIVERS
	GER	76			76	ALL	
	NORW	55			55	NORV	
COMMODITY TOTAL		171			171		TOTAL DE MARCHANDISE
PERSONAL, HSEHOLD GOODS	GER	105			105	ALL	ART. PERS. ET MENAGERS
CONTAINERS, CLOSURES	U K	50			50	R U	CONTENEURS, FERMETURES
	GER	129			129	ALL	
COMMODITY TOTAL		179			179		TOTAL DE MARCHANDISE
MISC. END PRODUCTS NES	U K	23			23	R U	PRODUITS FINIS DIV. NDA
	GER	147			147	ALL	
	NORW	141			141	NORV	
COMMODITY TOTAL		311			311		TOTAL DE MARCHANDISE
GENERAL CARGO	U K	20			20	R U	MARCHANDISES DIVERSES
	GER	12			12	ALL	
	GREEK	6			6	GRECQ	
	NORW	26			26	NORV	
COMMODITY TOTAL		64			64		TOTAL DE MARCHANDISE
CONTAINERIZED FREIGHT	U K	23			23	R U	FRET CONTENEURESE
	GER	4			4	ALL	
	GREEK	60			60	GRECQ	
COMMODITY TOTAL		87			87		TOTAL DE MARCHANDISE
COUNTRY/REGION TOTAL		7,579*	*	*	7,579*		TOTAL DE PAYS/REGION
ARGENTINA							ARGENTINE
FISH, FRESH OR FROZEN	OTHER	2			2	AUTRE	POISSON, FRAIS OU CONG.
MILK POWDER	OTHER	112			112	AUTRE	LAIT EN POUORE
WHEAT	LIBER	24,252			24,252	LIBER	BLE
POTATOES	GREEK	2,530			2,530	GRECQ	POMMES DE TERRE
	OTHER	1,807			1,807	AUTRE	
COMMODITY TOTAL		4,337			4,337		TOTAL DE MARCHANDISE
SPICES	OTHER	11			11	AUTRE	EPICES
GROUND CEREALS NES	LIBER	2			2	LIBER	CEREALES MOULUES NDA
CIGARETTES	OTHER	12			12	AUTRE	CIGARETTES
SEEDS FOR SOWING NES	OTHER	720		281	1,001	AUTRE	GRAINES DE SEMENCE NDA
ORES AND CONC. NES	LIBER	17			17	LIBER	MINERAIS ET CONC. NDA
	OTHER	36			36	AUTRE	
COMMODITY TOTAL		53			53		TOTAL DE MARCHANDISE
IRON AND STEEL SCRAP	OTHER		13,340		13,340	AUTRE	DECHETS DE FER, DACIER
ASBESTOS	U K	935			935	R U	AMIANTE
	LIBER	287			287	LIBER	
	U S A			130	130	E-U	
	OTHER	7,122			399	AUTRE	
COMMODITY TOTAL		8,344			8,873		TOTAL DE MARCHANDISE
SAND AND GRAVEL	OTHER	326			326	AUTRE	SABLE ET GRAVIERS
LIMESTONE	OTHER	585			585	AUTRE	PIERRE CALCAIRE
SULPHUR IN ORES	GREEK			5,999	5,999	GRECQ	SOUFRE EN MINERAL
WASTE AND SCRAP NES	OTHER	10			10	AUTRE	DECHETS ET REBUTS NDA
RUBBER FAB. MATERIALS	OTHER	4			4	AUTRE	DEMI-PROD. CAOUTCHOUC
LUMBER AND TIMBER	NORW			508	508	NORV	BOIS DOEUVRE ET CHARP.
PULP	NORW			6,049	6,049	NORV	PATE
	OTHER	1,948			8,752	AUTRE	
COMMODITY TOTAL		1,948			14,801		TOTAL DE MARCHANDISE
NEWSPRINT PAPER	GREEK	12,897			12,897	GRECQ	PAPIER JOURNAL
	NORW	5,186			5,986	NORV	
	LIBER	8,901		800	8,901	LIBER	
	OTHER	27,291			38,544	AUTRE	
COMMODITY TOTAL		54,275			66,328		TOTAL DE MARCHANDISE
PAPER NES	OTHER	16			16	AUTRE	PAPIER NDA
WET MACHINE BOARD	OTHER	3			3	AUTRE	CARTON EN PATE PRESSE
TEXTILE FAB. MTL NES	OTHER	8			8	AUTRE	OUVR. EN MAT. TEXT. NDA
METALLIC SALTS	OTHER	44			44	AUTRE	SELS METALLIQUES
INORGANIC CHEM. NES	U K					R U	PROD. CHIM. INDRG. NDA

TABLE 1. CARGOES LOADED AT CANADIAN PORTS FOR FOREIGN COUNTRIES.

TABLEAU 1. MARCHANDISES CHARGÉES DANS LES PORTS CANADIENS A DESTINATION DE PAYS ÉTRANGERS.

COUNTRY OF DESTINATION AND KIND OF CARGO	REGISTRY OF VESSEL	ATLANTIC ATLANTIQUE	GREAT LAKES GRANDS LACS	PACIFIC PACIFIQUE	TOTAL TOTAL	IMMATIC. DU NAVIRE	PAYS DE DESTINATION ET MARCHANDISE
ARGENTINA CONT.							ARGENTINE SUITE
COMMODITY TOTAL	OTHER	112		11	123	AUTRE	TOTAL DE MARCHANDISE
GLYCOL	U K	113		11	124	R U	GLYCOL
	OTHER	6			6	AUTRE	
COMMODITY TOTAL		32			32		TOTAL DE MARCHANDISE
ORGANIC CHEMICALS NES	U K	38			38	R U	PROD.CHIM.ORGAN.NDA
	LIBER	28			28	LIBER	
	U S A	29		19	19	E-U	
	OTHER	601		17	618	AUTRE	
COMMODITY TOTAL		658		36	694		TOTAL DE MARCHANDISE
FERTILIZERS NES	U S A			1	1	E-U	ENGRAIS CHIMIQUE NDA
SYNTHETIC RUBBER	OTHER	65			65	AUTRE	CAOUTCHOUC SYNTHETIQUE
PLASTIC MATERIALS	OTHER	38	5		43	AUTRE	MATIERES PLASTIQUES
CHEM.SPECIALTIES NES	U K	26			26	R U	PROD.CHIM.SPECIAUX NDA
	OTHER	915			915	AUTRE	
COMMODITY TOTAL		941			941		TOTAL DE MARCHANDISE
LUBRICATING OIL,GREASE	OTHER	67			67	AUTRE	HUILE,GRASSE LUBRIF.
PETROL.COAL PROD.NES	OTHER	1,520			1,520	AUTRE	DERIVE PETR.CHARR.NDA
FERRO-ALLOYS	U K	23			23	R U	FERRO-ALLIAGES
	LIBER	8			8	LIBER	
	OTHER	240			240	AUTRE	
COMMODITY TOTAL		271			271		TOTAL DE MARCHANDISE
PRIMARY IRON,STEEL NES	OTHER	5			5	AUTRE	FER,ACIER PRIMAIR.NDA
BARS AND RODS,STEEL	OTHER	2			2	AUTRE	BARRES ET TIGES ACIER
PLATE & SHEET STEEL	U K	3			3	R U	TOLES,FEUILLES DACIER
	LIBER	42			42	LIBER	
	OTHER	1,868			1,868	AUTRE	
COMMODITY TOTAL		1,913			1,913		TOTAL DE MARCHANDISE
STRUCTURAL SHAPES	OTHER	34			34	AUTRE	PROFILES DE CONSTRUCT.
PIPES,TUBES:IRON,STEEL	U K	4			4	R U	TUYAUX,TUBES:FER,ACIER
ALUMINIUM	OTHER	169			169	AUTRE	ALUMINIUM
NICKEL AND ALLOYS	U K	1			1	R U	NICKEL ET ALLIAGES
	U S A			3	3	E-U	
	OTHER	8			8	AUTRE	
COMMODITY TOTAL		9		3	12		TOTAL DE MARCHANDISE
ZINC AND ALLOYS	OTHER	219			219	AUTRE	ZINC ET ALLIAGES
NON-FERROUS METALS NES	U S A			4	4	E-U	METALX NON-FERREUX NDA
	OTHER	100			100	AUTRE	
COMMODITY TOTAL		100		4	104		TOTAL DE MARCHANDISE
METAL FAB.BASIC PROD.	OTHER	454			454	AUTRE	OUVR.OE BASE EN METAL
BRICKS,TILES NES	OTHER	102			102	AUTRE	BRICKS,TILES NDA
GLASS BASIC PRODUCTS	U K	83			83	R U	OUVR.OE BASE EN VERRE
	OTHER	543			543	AUTRE	
COMMODITY TOTAL		626			626		TOTAL DE MARCHANDISE
ASBESTOS BASIC PROD.	OTHER	13			13	AUTRE	OUVR.OE BASE AMIANTE
MISC.FABRICATED PROD.	OTHER	38			38	AUTRE	OUVRAGES DIVERS
MACHINERY NES	U K	127			127	R U	MACHINES NDA
	LIBER	7			7	LIBER	
	OTHER	485		8	493	AUTRE	
COMMODITY TOTAL		619		8	627		TOTAL DE MARCHANDISE
RAILWAY ROLLING STOCK	OTHER	3			3	AUTRE	MAT.ROUL.DE CH.DE FER
PASS.AUTOS AND CHASSIS	OTHER	7			7	AUTRE	VOITURES PART..CHASSIS
MOTOR VEHICLE ENGINES	U S A			1	1	E-U	MOTEURS DE VEH.AUTOM.
	OTHER	1,642			1,642	AUTRE	
COMMODITY TOTAL		1,642		1	1,643		TOTAL DE MARCHANDISE
SHIPS,AIRCRAFT,MIS.VEH	OTHER	17			17	AUTRE	NAVIRES,AVIONS,VEH.DIV
RUBBER TIRES AND TUBES	U K	1			1	R U	PNEUS, CHAMBRES A AIR
EQUIPMENT MISC.	OTHER	17			17	AUTRE	MATERIEL DIVERS
PERSONAL.HSEHOLD GOODS	NORW			1	1	NORV	ART.PERS.ET MENAGERS
	LIBER	4			4	LIBER	
	U S A			1	1	E-U	
	OTHER	61		2	63	AUTRE	
COMMODITY TOTAL		65		4	69		TOTAL DE MARCHANDISE
CONTAINERS,CLOSURES	OTHER	360			360	AUTRE	CONTENEURS,FERMETURES
MISC. END PRODUCTS NES	OTHER	50		74	124	AUTRE	PRODUITS FINIS DIV.NDA
GENERAL CARGO	U K	1			1	R U	MARCHANDISES DIVERSES
	OTHER	80			80	AUTRE	
COMMODITY TOTAL		81			81		TOTAL DE MARCHANDISE
CONTAINERIZED FREIGHT	U K	682			682	R U	FRET CONTENEURESE
	NORW	678			678	NORV	
	LIBER	646			646	LIBER	
	U S A			184	184	E-U	
	OTHER	6,589			6,589	AUTRE	
COMMODITY TOTAL		8,595		184	8,779		TOTAL DE MARCHANDISE
COUNTRY/REGION TOTAL		113,920*	13,345*	32,549*	159,814*		TOTAL DE PAYS/REGION
BRAZIL							BRESIL
MEAT,CURED	OTHER	28			28	AUTRE	VIANDE FUMEE OU SALEE
FISH,FRESH OR FROZEN	U S A			2	2	E-U	POISSON,FRAIS OU CONG.
FISH,SALTED OR CURED	LIBER	91			91	LIBER	POISSON,SALE OU FUME
	OTHER	260			260	AUTRE	
COMMODITY TOTAL		351			351		TOTAL DE MARCHANDISE
FISH,CANNED	OTHER	21			21	AUTRE	POISSON EN BOITES
MILK POWDER	CAN	1,123			1,123	CAN	LAIT EN POUDBRE

TABLE 1. CARGOES LOADED AT CANADIAN PORTS FOR FOREIGN COUNTRIES.

TABLEAU 1. MARCHANDISES CHARGÉES DANS LES PORTS CANADIENS A DESTINATION DE PAYS ÉTRANGERS.

COUNTRY OF DESTINATION AND KIND OF CARGO	REGISTRY OF VESSEL	ATLANTIC ATLANTIQUE	GREAT LAKES GRANDS LACS	PACIFIC PACIFIQUE	TOTAL TOTAL	IMMATIC. DU NAVIRE	PAYS DE DESTINATION ET MARCHANDISE
BRAZIL	CONT.						BRESIL
	OTHER	805			805	AUTRE	SUITE
COMMODITY TOTAL		1,928			1,928		TOTAL DE MARCHANDISE
WHEAT	GER	41,524			41,524	ALL	BLE
	GREEK	48,458			48,458	GREQQ	
	NORW	91,893			91,893	NORV	
	LIBER	71,105			71,105	LIBER	
	JAPAN	42,000			42,000	JAPON	
	OTHER	249,309			249,309	AUTRE	
COMMODITY TOTAL		544,289			544,289		TOTAL DE MARCHANDISE
MALT AND MALT FLOUR	OTHER		3,308		3,308	AUTRE	MALT ET FARINE DE MALT
APPLES	U K			483	483	R U	POMMES
	LIBER			345	345	LIBER	
	U S A			69	69	E-U	
COMMODITY TOTAL				897	897		TOTAL DE MARCHANDISE
VEGETABLES, DRIED	GER			44	44	ALL	LEGUMES, SECS
	OTHER			19	19	AUTRE	
COMMODITY TOTAL				63	63		TOTAL DE MARCHANDISE
SAUSAGE SKINS,CASINGS	U S A			2	2	E-U	BOYAUX A SAUCISSES
	OTHER	9		1	10	AUTRE	
COMMODITY TOTAL		9		3	12		TOTAL DE MARCHANDISE
MISC.FOOD PREP.NES	OTHER	2			2	AUTRE	DIV.PREP.ALIM.NDA
DIST.ALCOHOLIC BEV.	OTHER	2			2	AUTRE	BOISS.ALCOOL.DIST.
CIGARETTES	CAN	11			11	CAN	CIGARETTES
RAW HIDES AND SKINS	U S A			1	1	E-U	PEAUX ET CUIRS BRUT
TEXTILE FIBRES NES	OTHER	22			22	AUTRE	FIBRES TEXTILES NDA
NICKEL-COPPER ORE	U S A			2	2	E-U	MINER.DE CUIVRE-NICKEL
	OTHER			743	743	AUTRE	
COMMODITY TOTAL				745	745		TOTAL DE MARCHANDISE
ORES AND CONC.NES	GER			5,500	5,500	ALL	MINERAIS ET CONC.NDA
	U S A			340	340	E-U	
	OTHER	20			20	AUTRE	
COMMODITY TOTAL		20		5,840	5,860		TOTAL DE MARCHANDISE
IRON AND STEEL SCRAP	OTHER	165			165	AUTRE	DECHETS DE FER, D'ACIER
NON-FERROUS MET.SCRAP	CAN	103			103	CAN	DECHETS METAL.NON FER.
	U S A			31	31	E-U	
	OTHER	754			754	AUTRE	
COMMODITY TOTAL		857		31	888		TOTAL DE MARCHANDISE
SLAG,DROSS,BY-PRODUCTS	CAN	1,112	229		1,341	CAN	POUL.CHEUL.SCOR.PROD.
ASBESTOS	U K	30			30	R U	AMIANTE
	CAN	1,056			1,056	CAN	
	U S A			60	60	E-U	
	OTHER	14,411			14,411	AUTRE	
COMMODITY TOTAL		15,497		60	15,557		TOTAL DE MARCHANDISE
SULPHUR IN ORES	GREEK			103,909	103,909	GREQQ	CONCRES EN MINERAL
	LIBER			71,749	71,749	LIBER	
COMMODITY TOTAL				175,658	175,658		TOTAL DE MARCHANDISE
CRUDE NON-MET.MIN.NES	OTHER	438			438	AUTRE	MIN.NON-MET.BRUTS NDA
RUBBER FAB.MATERIALS	GER		187		187	ALL	DEMI-PROD.CAOUTCHOUC
	OTHER	141	232		373	AUTRE	
COMMODITY TOTAL		141	419		560		TOTAL DE MARCHANDISE
WOOD FAB.MATERIALS	OTHER	1			1	AUTRE	DEMI-PRODUITS EN BOIS
PULP	GREEK	271			271	GREQQ	PATE
	NORW			345	345	NORV	
	LIBER	8,076		1,031	9,107	LIBER	
	OTHER	2,968	536	2,058	5,562	AUTRE	
COMMODITY TOTAL		11,315	536	3,434	15,285		TOTAL DE MARCHANDISE
NEWSPRINT PAPER	U K	2,688			2,688	R U	PAPIER JOURNAL
	GREEK	2,036			2,036	GREQQ	
	NORW	16,155		10,187	26,342	NORV	
	LIBER	1,101		3,530	4,631	LIBER	
	PANAM	962		3,690	4,652	PANAM	
	OTHER	44,458		8,223	52,681	AUTRE	
COMMODITY TOTAL		67,400		25,630	93,030		TOTAL DE MARCHANDISE
PAPER NES	OTHER	16			16	AUTRE	PAPIER NDA
PAPERBOARD	CAN	229	214		229	CAN	CARTON
	OTHER		214		214	AUTRE	
COMMODITY TOTAL		229	214		443		TOTAL DE MARCHANDISE
TEXTILE FAB.MTL NES	OTHER	43			43	AUTRE	OUVR.EN MAT.TEXT.NDA
METALLIC SALTS	CAN	222			222	CAN	SELS METALLIQUES
	OTHER	2,253			2,253	AUTRE	
COMMODITY TOTAL		2,475			2,475		TOTAL DE MARCHANDISE
INORGANIC CHEMS. NES	LIBER	24			24	LIBER	PROD.CHEM.INORG.NDA
	CAN	362			362	CAN	
	U S A			22	22	E-U	
	OTHER	1,179			1,179	AUTRE	
COMMODITY TOTAL		1,565		22	1,587		TOTAL DE MARCHANDISE
ORGANIC CHEMICALS NES	GER		155		155	ALL	PROD.CHEM.ORGAN.NDA
	CAN	198			198	CAN	
	U S A			44	44	E-U	
	OTHER	2,119		11	2,130	AUTRE	
COMMODITY TOTAL		2,317	155	55	2,527		TOTAL DE MARCHANDISE
FERTILIZERS NES	OTHER	82	196		278	AUTRE	ENGRAIS CHIMIQUE NDA
SYNTHETIC RUBBER	CAN		280		280	CAN	CAOUTCHOUC SYNTHETIQUE
	OTHER	33	444		477	AUTRE	
COMMODITY TOTAL		33	724		757		TOTAL DE MARCHANDISE
PLASTIC MATERIALS	OTHER	51	176	508	735	AUTRE	MATERIES PLASTIQUES

TABLE 1. CARGOES LOADED AT CANADIAN PORTS FOR FOREIGN COUNTRIES.

TABLEAU 1. MARCHANDISES CHARGÉES DANS LES PORTS CANADIENS A DESTINATION DE PAYS ÉTRANGERS.

COUNTRY OF DESTINATION AND KIND OF CARGO	REGISTRY OF VESSEL	ATLANTIC ATLANTIQUE	GREAT LAKES GRANDS LACS	PACIFIC PACIFIQUE	TOTAL TOTAL	IMMATIC. DU NAVIRE	PAYS DE DESTINATION ET MARCHANDE
BRAZIL							BRESIL
COMT. DYE STUFF, PIGMENT, PAINT	OTHER	4			4	AUTRE	SUITE
CHEM. SPECIALTIES NES	OTHER	21	11		32	AUTRE	MAT. COLOR. PIG. PEINTURE
FERRO-ALLOYS	OTHER	100			100	AUTRE	PROD. CHIM. SPECIAUX NDA
PRIMARY IRON, STEEL NES	OTHER	188			188	AUTRE	FERRO-ALLIAGES
CASTINGS, FORGINGS	GER		10		10	ALL	FER, ACIER PRIMAIR, NDA
	OTHER	21			21	AUTRE	MDUL. PIECES FORGEES
COMMODITY TOTAL		21	10		31		TOTAL DE MARCHANDE
BARS AND RODS, STEEL	OTHER	196			196	AUTRE	BARRES ET TIGES ACIER
PLATE & SHEET STEEL	LIBER	1,497			1,497	LIBER	TOLES, FEUILLES DACIER
	CAN		3,308		3,308	CAN	
	OTHER	1,856	4,659		6,515	AUTRE	
COMMODITY TOTAL		3,353	7,967		11,320		TOTAL DE MARCHANDE
STRUCTURAL SHAPES	OTHER	1,029			1,029	AUTRE	PROFILES DE CONSTRUCT.
PIPES, TUBES: IRON, STEEL	OTHER	17			17	AUTRE	TUYAUX, TUBES: FER, ACIER
WIRE	OTHER	111			111	AUTRE	FIL METALLIQUE
ALUMINUM	CAN	1,203			1,203	CAN	ALUMINIUM
	U S A			360	360	E-U	
	OTHER	12,206	28	233	12,467	AUTRE	
COMMODITY TOTAL		13,409	28	593	14,030		TOTAL DE MARCHANDE
COPPER AND ALLOYS	CAN		110		110	CAN	CUIVRE ET ALLIAGES
	OTHER	1,417			1,417	AUTRE	
COMMODITY TOTAL		1,417	110		1,527		TOTAL DE MARCHANDE
LEAD AND ALLOYS	OTHER		119		119	AUTRE	PLOMB ET ALLIAGES
NICKEL AND ALLOYS	U S A			6	6	E-U	NICKEL ET ALLIAGES
	OTHER	7	46		53	AUTRE	
COMMODITY TOTAL		7	46	6	59		TOTAL DE MARCHANDE
ZINC AND ALLOYS	GER			2,271	2,271	ALL	ZINC ET ALLIAGES
	CAN	439			439	CAN	
	OTHER	3,740	33		3,773	AUTRE	
COMMODITY TOTAL		4,179	33	2,271	6,483		TOTAL DE MARCHANDE
NON-FERROUS METALS NES	OTHER	382			382	AUTRE	METEAUX NON-FERREUX NDA
METAL FAB. BASIC PRDD.	CAN		1		1	CAN	OUVR. DE BASE EN METAL
	U S A			1	1	E-U	
	OTHER	31	66		97	AUTRE	
COMMODITY TOTAL		31	67	1	99		TOTAL DE MARCHANDE
BRICKS, TILES NES	OTHER	96			96	AUTRE	BRIQUES, TUILES NDA
GLASS BASIC PRODUCTS	CAN		4		4	CAN	OUVR. DE BASE EN VERRE
	OTHER	9			9	AUTRE	
COMMODITY TOTAL		9	4		13		TOTAL DE MARCHANDE
ASBESTOS BASIC PRDD.	OTHER	246			246	AUTRE	OUVR. DE BASE AMIANTE
MISC. FABRICATED PRDD.	OTHER	1			1	AUTRE	OUVRAGES DIVERS
MACHINERY NES	GER			284	284	ALL	MACHINES NDA
	NORW			6	6	NORV	
	U S A			1	1	E-U	
	OTHER	1,364	178	4	1,546	AUTRE	
COMMODITY TOTAL		1,364	178	295	1,837		TOTAL DE MARCHANDE
PASS. AUTOS AND CHASSIS	CAN	1			1	CAN	VOITURES PART., CHASSIS
	OTHER	5			5	AUTRE	
COMMODITY TOTAL		6			6		TOTAL DE MARCHANDE
MOTDR VEHICLE ENGINES	GER		22		22	ALL	MOTEURS DE VEH. AUTOM.
	CAN		3		3	CAN	
	OTHER	55	29		84	AUTRE	
COMMODITY TOTAL		55	54		109		TOTAL DE MARCHANDE
ROAD MOTOR VEH. NES	CAN	305			305	CAN	VEH. AUTOM. RDUITIERS NDA
	OTHER	102			102	AUTRE	
COMMODITY TOTAL		407			407		TOTAL DE MARCHANDE
SHIPS, AIRCRAFT, MIS. VEH	CAN		1		1	CAN	NAVIRES, AVIONS, VEH. DIV
	OTHER	13			13	AUTRE	
COMMODITY TOTAL		13	1		14		TOTAL DE MARCHANDE
RUBBER TIRES AND TUBES	GER		7		7	ALL	PNEUS, CHAMBRES A AIR
	CAN		5		5	CAN	
	OTHER	54	13		67	AUTRE	
COMMODITY TOTAL		54	25		79		TOTAL DE MARCHANDE
EQUIPMENT MISC.	GER		3	7,318	7,321	ALL	MATERIEL DIVERS
	LIBER	341			341	LIBER	
	CAN	16	9		25	CAN	
	U S A			3	3	E-U	
	OTHER	190	65	4	259	AUTRE	
COMMODITY TOTAL		547	77	7,325	7,949		TOTAL DE MARCHANDE
PERSONAL, HSEHOLD GOODS	U K				2	R U	ART. PERS. ET MENAGERS
	GER		2		2	ALL	
	NORW			580	580	NORV	
	U S A			6	6	E-U	
	OTHER	145	3		157	AUTRE	
COMMODITY TOTAL		147	5	595	747		TOTAL DE MARCHANDE
CONTAINERS, CLOSURES	OTHER			13	13	AUTRE	CONTENEURS, FERMETURES
MISC. ENO PRODUCTS NES	OTHER	112	2		114	AUTRE	PRODUITS FINIS DIV. NDA
GENERAL CARGO	GER		45		45	ALL	MARCHANDISES DIVERSES
	CAN	9			9	CAN	
	OTHER	83	526		609	AUTRE	
COMMODITY TOTAL		92	571		663		TOTAL DE MARCHANDE
CONTAINERIZED FREIGHT	U S A			328	328	E-U	FRET CONTENEURESE
	OTHER	189	30		219	AUTRE	
COMMODITY TOTAL		189	30	328	547		TOTAL DE MARCHANDE
COUNTRY/REGION TOTAL		678,223*	15,297*	224,176*	917,696*		TOTAL DE PAYS/REGION

TABLE 1. CARGOES LOADED AT CANADIAN PORTS FOR FOREIGN COUNTRIES.

TABLEAU 1. MARCHANDISES CHARGÉES DANS LES PORTS CANADIENS A DESTINATION DE PAYS ÉTRANGERS.

COUNTRY OF DESTINATION AND KIND OF CARGO	REGISTRY OF VESSEL	ATLANTIC ATLANTIQUE	GREAT LAKES GRANDS LACS	PACIFIC PACIFIQUE	TOTAL TOTAL	IMMATIC. DU NAVIRE	PAYS DE DESTINATION ET MARCHANDISE
CHILE							
DAIRY PROD. EGGS, HONEY RYE	OTHER GREEK OTHER	67			67	AUTRE GRECQ AUTRE	CHILI PROD. LAIT., OEUFS, MIEL SEIGLE
COMMODITY TOTAL					67		TOTAL DE MARCHANDISE
WHEAT	OTHER	16,464			16,464	AUTRE	BLE
SAUSAGE SKINS, CASINGS	OTHER	7			7	AUTRE	BOYAUX A SAUCISSES
MISC. FOOD PREP. NES	OTHER	27			27	AUTRE	DIV. PREP. ALIM. NDA
FEEDS, VEGETABLE ORIGIN	OTHER	28			28	AUTRE	PROD. D'ORIGINE VEGETALE
CONC. COMPLETE FEEDS	OTHER		6,063		6,063	AUTRE	CONC., PROV. COMPLETES
TOBACCO NES	OTHER	3			3	AUTRE	TABACS NDA
RAW HIDES AND SKINS	U S A			185	185	E-U	PEAUX ET CUIRS BRUT
CRUDE ANIMAL PROD. NES	OTHER	3			3	AUTRE	PR. BRUTS ORIG. ANIM. NDA
SLAG, DROSS, BY-PRODUCTS	GREEK LIBER PANAM	64			64	AUTRE	POUS., GUEUL., SCOR. PROD.
COAL, BITUMINOUS				57,520	57,520	GRECQ LIBER PANAM	CHARBON BITUMINEUX
COMMODITY TOTAL				17,856	17,856		
ASBESTOS	NORW U S A OTHER			9,031	9,031		
COMMODITY TOTAL				84,407	84,407		TOTAL DE MARCHANDISE AMIANTE
BENTONITE	OTHER			496	496	NORW	
SULPHUR IN DRES	LIBER			2,030	2,030	E-U	
COTTON, TEXTILE WASTE	NORW	3,489			3,489	AUTRE	
WASTE AND SCRAP NES	OTHER	3,489			6,015		TOTAL DE MARCHANDISE
RUBBER FAB. MATERIALS	OTHER	16			16	AUTRE	BENTONITE
NEWSPRINT PAPER	NORW OTHER	201			38,135	LIBER	SOUFRE EN MINERAI
COMMODITY TOTAL				76	76	NORW	DECHETS DE COTON, TEXT.
PAPER NES	OTHER	95			201	AUTRE	DECHETS ET REBUTS NDA
PAPERBOARD	OTHER				95	AUTRE	OEMI-PROD., CAOUTCHOUC
TEXTILE FAB. MTL NES	NORW OTHER			1,701	1,701	NORW	PAPIER JOURNAL
COMMODITY TOTAL				110	110	AUTRE	TOTAL DE MARCHANDISE
VEG. OILS, FATS NES	OTHER				1,701		PAPIER NDA
OILS, FATS, WAXES NES	OTHER				171	AUTRE	CARTON
METALLIC SALTS	OTHER				29	AUTRE	CARTON
INORGANIC CHEMS. NES	NORW				4	NORW	OUVR. EN MAT. TEXT. NDA
ORGANIC CHEMICALS NES	OTHER				4	AUTRE	TOTAL DE MARCHANDISE
POTASH	GREEK LIBER				12,301	GRECQ LIBER	HUIL. MAT. GRAS. VEG. NDA
COMMODITY TOTAL					10		HUIL. MAT. GRAS. CIRE NDA
FERTILIZERS NES	U S A				6	AUTRE	SELS METALLIQUES
SYNTHETIC RUBBER	OTHER				102	AUTRE	PROD. CHIM. INORG. NDA
PLASTIC MATERIALS	OTHER				74	AUTRE	PROD. CHIM. ORGAN. NDA
PETROL, COAL PROD. NES	OTHER				14,275	GRECQ	POTASSE
PRIMARY IRON, STEEL NES	OTHER				26,671	LIBER	TOTAL DE MARCHANDISE
BARNS AND RODS, STEEL	OTHER				1	E-U	ENGRAIS CHIMIQUE NDA
PLATE & SHEET STEEL	OTHER				71	AUTRE	CAOUTCHOUC SYNTHETIQUE
STRUCTURAL SHAPES	OTHER				12	AUTRE	MATIERES PLASTIQUES
RAILS & TRACK MATERIAL	OTHER				9	AUTRE	DERIVE PETR. CHARB. NDA
PIPES, TUBES: IRON, STEEL	OTHER				2	AUTRE	FER, ACIER PRIMAIR. NDA
ALUMINUM	OTHER				16	AUTRE	BARRES ET TIGES ACIER
COPPER AND ALLOYS	OTHER				23	AUTRE	TOLES, FEUILLES D'ACIER
LEAD AND ALLOYS	OTHER				297	AUTRE	PROFILES DE CONSTRUCT.
NICKEL AND ALLOYS	OTHER				126	AUTRE	RAILS, MAT. VOIE FERREE
ZINC AND ALLOYS	OTHER				31	AUTRE	TUYAUX, TUBES: FER, ACIER
NON-FERROUS METALS NES	OTHER				747	AUTRE	ALUMINIUM
METAL FAB. BASIC PROD.	U S A OTHER				10	AUTRE	CUIVRE ET ALLIAGES
COMMODITY TOTAL					193	AUTRE	PLOMB ET ALLIAGES
BRICKS, TILES NES	OTHER				67	AUTRE	NICKEL ET ALLIAGES
GLASS BASIC PRODUCTS	U S A				683	AUTRE	ZINC ET ALLIAGES
ASBESTOS BASIC PROD.	OTHER				35	AUTRE	METAL NON-FERREUX NDA
CEMENT	OTHER				1	E-U	OUVR. DE BASE EN METAL
NON-MET. MIN. BASIC PROD	OTHER				106	AUTRE	TOTAL DE MARCHANDISE
MISC. FABRICATED PROD.	OTHER				3,119	AUTRE	BRIQUES, TILES NDA
MACHINERY NES	U S A OTHER				3	E-U	OUVR. DE BASE EN VERRE
COMMODITY TOTAL					1,515	AUTRE	OUVR. DE BASE AMIANTE
PASS. AUTOS AND CHASSIS	OTHER				59	AUTRE	CIMENT
TRUCKS AND CHASSIS	OTHER				1	AUTRE	PROD. MIN. NON-MET. BASE
MOTOR VEHICLE ENGINES	OTHER				3	AUTRE	OUVRAGES OLIVERS
RUBBER TIRES AND TUBES	NORW				184	NORW	MACHINES NDA
EQUIPMENT MISC.	U S A OTHER				10	E-U	TOTAL DE MARCHANDISE
COMMODITY TOTAL					3,055	AUTRE	VOITURES PART., CHASSIS
PERSONAL, HOUSEHOLD GOODS	OTHER				194		CAMIONS ET CHASSIS
COMMODITY TOTAL					1	AUTRE	MOTEURS DE VEH. AUTOM.
FIREARMS, AMMUNITION	OTHER				12	AUTRE	PNEUS, CHAMBRES A AIR
CONTAINERS, CLOSURES	OTHER				88	AUTRE	MATERIEL DIVERS
COMMODITY TOTAL					7	AUTRE	TOTAL DE MARCHANDISE
					131		ART. PERS. ET MENAGERS
					161		TOTAL DE MARCHANDISE
					40	NORW	ARMES A FEU, MUNITIONS
					2	E-U	CONTENEURS, FERMETURES
					21	AUTRE	TOTAL DE MARCHANDISE
					63		
					10	AUTRE	
					1	NORW	
					2	AUTRE	
					3		TOTAL DE MARCHANDISE

TABLE 1. CARGOES LOADED AT CANADIAN PORTS FOR FOREIGN COUNTRIES.

TABLEAU 1. MARCHANDISES CHARGÉES DANS LES PORTS CANADIENS A DESTINATION DE PAYS ÉTRANGERS.

COUNTRY OF DESTINATION AND KIND OF CARGO	REGISTRY OF VESSEL	ATLANTIC ATLANTIQUE	GREAT LAKES GRANDS LACS	PACIFIC PACIFIQUE	TOTAL TOTAL	IMMATIC. OU NAVIRE	PAYS DE DESTINATION ET MARCHANDISE
CHILE	CONT.						CHILI
MISC. END PRODUCTS NES	OTHER	6			6	AUTRE	SUITE
GENERAL CARGO	OTHER	9			9	AUTRE	PRODUITS FINIS DIV.NDA
CONTAINERIZED FREIGHT	U S A			261	261	E-U	MARCHANDISES DIVERSES
	OTHER	1,113			1,113	AUTRE	FRET CONTENEURESE
COMMODITY TOTAL		1,113		261	1,374		TOTAL DE MARCHANDISE
COUNTRY/REGION TOTAL		32,513*	6,063*	188,917*	227,493*		TOTAL DE PAYS/REGION
COLOMBIA							COLOMBIE
FISH,CANNED	OTHER	322			322	AUTRE	POISSON EN BOITES
MILK POWDER	LIBER	1,818			1,818	LIBER	LAIT EN POUORE
	OTHER	2,264			2,264	AUTRE	
COMMODITY TOTAL		4,082			4,082		TOTAL DE MARCHANDISE
BARLEY	U K		22,843		22,843	R U	ORGE
VEGETABLES, DRIED	LIBER	298			298	LIBER	LEGUMES, SECS
	OTHER	293			293	AUTRE	
COMMODITY TOTAL		591			591		TOTAL DE MARCHANDISE
SUGAR, NES	OTHER	3			3	AUTRE	SUCRE, NDA
TEXTILE FIBRES NES	OTHER			144	144	AUTRE	FIBRES TEXTILES NDA
NICKEL-COPPER ORE	U S A			1	1	E-U	MINER.DE CUIVRE-NICKEL
ASBESTOS	OTHER	5,931			5,931	AUTRE	AMIANTE
WASTE AND SCRAP NES	OTHER	901			901	AUTRE	DECHETS ET REBUTS NDA
RUBBER FAB.MATERIALS	OTHER	26			26	AUTRE	DEMI-PROD.CAOUTCHOUC
PULP	U S A			1,648	1,648	E-U	PATE
	OTHER			3,756	3,756	AUTRE	
COMMODITY TOTAL				5,404	5,404		TOTAL DE MARCHANDISE
NEWSPRINT PAPER	GER	9,182			9,182	ALL	PAPIER JOURNAL
	NORW	1,278		2,869	4,147	NORW	
	SWEDN	10,175			10,175	SUEDE	
	PANAM	3,080			3,080	PANAM	
	CAN	5,972			5,972	CAN	
	U S A			20	20	E-U	
	OTHER	64,351		341	64,692	AUTRE	
COMMODITY TOTAL		94,038		3,230	97,268		TOTAL DE MARCHANDISE
PAPER NES	NORW			741	741	NORW	PAPIER NOA
	OTHER	18			18	AUTRE	
COMMODITY TOTAL		18		741	759		TOTAL DE MARCHANDISE
TEXTILE FAB.MTL NES	OTHER	1			1	AUTRE	OUVR.EN MAT.TEXT.NDA
OILS,FATS,WAXES NES	OTHER	61			61	AUTRE	HUIL.MAT.GRAS.CIRE NDA
METALLIC SALTS	OTHER	96			96	AUTRE	SELS METALLIQUES
INORGANIC CHEMS. NES	OTHER	317			317	AUTRE	PROD.CHIM.INORG.NDA
ORGANIC CHEMICALS NES	OTHER	2,110		41	2,151	AUTRE	PROD.CHIM.ORGAN.NDA
EXPLOS., FUSES, CAPS	NETH	467			467	P.BAS	EXPLOS.,AMDRCES, DET.
	OTHER	876			876	AUTRE	
COMMODITY TOTAL		1,343			1,343		TOTAL DE MARCHANDISE
POTASH	OTHER			1	1	AUTRE	POTASSE
FERTILIZERS NES	U S A			2	2	E-U	ENGRAIS CHIMIQUE NDA
AGRICULTURAL CHEMICALS	OTHER	244			244	AUTRE	PROD.CHIM.AGRICOLDES
SYNTHETIC RUBBER	OTHER	324			324	AUTRE	CAOUTCHOUC SYNTHETIQUE
PLASTIC MATERIALS	NORW			497	497	NORW	MATIERES PLASTIQUES
	OTHER	6		1,697	1,703	AUTRE	
COMMODITY TOTAL		6		2,194	2,200		TOTAL DE MARCHANDISE
DYESTUFF,PIGMENT,PAINT	PANAM		7		7	PANAM	MAT.COLOR.PIG.PEINTURE
	OTHER		1		1	AUTRE	
COMMODITY TOTAL			8		8		TOTAL DE MARCHANDISE
CHEM.SPECIALITIES NES	OTHER	701			701	AUTRE	PROD.CHIM.SPECTAUX NDA
CASTINGS,FDRGINGS	OTHER	37			37	AUTRE	MOUL.PIECES FORGEES
PLATE & SHEET STEEL	GER		376		376	ALL	TOLES,FEUILLES DACIER
	OTHER	345	197		542	AUTRE	
COMMODITY TOTAL		345	573		918		TOTAL DE MARCHANDISE
STRUCTURAL SHAPES	OTHER	194			194	AUTRE	PROFILES DE CONSTRUCT.
PIPES,TUBES:IRON,STEEL	OTHER	48			48	AUTRE	TUYAUX,TUBES:FER,ACIER
ALUMINUM	OTHER	2,345			2,345	AUTRE	ALUMINIUM
COPPER AND ALLOYS	OTHER	524			524	AUTRE	CUIVRE ET ALLIAGES
LEAD AND ALLOYS	NORW			98	98	NORW	PLOMB ET ALLIAGES
NICKEL AND ALLOYS	OTHER	38			38	AUTRE	NICKEL ET ALLIAGES
ZINC AND ALLOYS	U S A			770	770	E-U	ZINC ET ALLIAGES
	OTHER	19		434	453	AUTRE	
COMMODITY TOTAL		19		1,204	1,223		TOTAL DE MARCHANDISE
NON-FERROUS METALS NES	GER		85		85	ALL	METEAUX NON-FERREUX NDA
	OTHER	8			8	AUTRE	
COMMODITY TOTAL		8	85		93		TOTAL DE MARCHANDISE
METAL FAB.BASIC PROD.	OTHER	263			263	AUTRE	OUVR.DE BASE EN METAL
BRICKS,TILES NES	OTHER	1,268			1,268	AUTRE	BRIQUES,TUILES NDA
NON-MET.MIN.BASIC PROD	OTHER	79			79	AUTRE	PROD.MIN.NON-MET.BASE
MACHINERY NES	U S A			40	40	E-U	MACHINES NDA
	OTHER	646	2		648	AUTRE	
COMMODITY TOTAL		646	2	40	688		TOTAL DE MARCHANDISE
PASS.AUTOS AND CHASSIS	NORW			2	2	NORW	VOITURES PART.,CHASSIS
MOTOR VEHICLE ENGINES	U S A			2	2	E-U	MOTEURS DE VEH.AUTOM.
	OTHER	273			273	AUTRE	
COMMODITY TOTAL		273		2	275		TOTAL DE MARCHANDISE
EQUIPMENT MISC.	OTHER	477			477	AUTRE	MATERIEL DIVERS
PERSONAL,HOUSEHOLD GOODS	CAN	3			3	CAN	ART.PERS.ET MENAGERS
	OTHER	1		1	2	AUTRE	
COMMODITY TOTAL		4		1	5		TOTAL DE MARCHANDISE

TABLE 1. CARGOES LOADED AT CANADIAN PORTS FOR FOREIGN COUNTRIES.

TABLEAU 1. MARCHANDISES CHARGÉES DANS LES PORTS CANADIENS A DESTINATION DE PAYS ÉTRANGERS.

COUNTRY OF DESTINATION AND KIND OF CARGO	REGISTRY OF VESSEL	ATLANTIC ATLANTIQUE	GREAT LAKES GRANDS LACS	PACIFIC PACIFIQUE	TOTAL TOTAL	IMMATIC. DU NAVIRE	PAYS DE DESTINATION ET MARCHANDISE
COLOMBIA CONT.							COLOMBIE SUITE
CONTAINERS, CLOSURES	PANAM		44		44	PANAM	CONTENEURS, FERMETURES
MISC. END PRODUCTS NES	OTHER	18			18	AUTRE	PRODUITS FINIS DIV. NDA
GENERAL CARGO	OTHER	2,353			2,353	AUTRE	MARCHANDISES DIVERSES
CONTAINERIZED FREIGHT	U S A			379	379	E-U	FRET CONTENEURESE
COUNTRY/REGION TOTAL		120,054*	23,555*	13,484*	157,093*		TOTAL DE PAYS/REGION
ECUADOR							EQUATEUR
MILK POWDER	OTHER	34			34	AUTRE	LAIT EN POWDRE
DAIRY PROD. EGGS, HONEY	OTHER	6			6	AUTRE	PROD. LAIT., OEUFS, MIEL
APPLES	DENMK			719	719	DANMK	POMMES
	OTHER			41	41	AUTRE	
COMMODITY TOTAL				760	760		TOTAL DE MARCHANDISE
VEGETABLES, DRIED	OTHER	45			45	AUTRE	LEGUMES, SECS
MISC. FOOD PREP. NES	OTHER	2			2	AUTRE	DIV. PREP. ALIM. NDA
TEXTILE FIBRES NES	OTHER	27			27	AUTRE	FIBRES TEXTILES NDA
ORES AND CONC. NES	OTHER	1			1	AUTRE	MINERAIS ET CONC. NDA
ASBESTOS	GREEK	10			10	GRECQ	AMIANTE
	NORV			101	101	NORV	
	U S A			341	341	E-U	
	OTHER	348		221	569	AUTRE	
COMMODITY TOTAL		358		663	1,021		TOTAL DE MARCHANDISE
CRUDE NON-MET. MIN. NES	OTHER	74			74	AUTRE	MIN. NON-MET. BRUTS NDA
WASTE AND SCRAP NES	OTHER	1,000			1,000	AUTRE	DECHETS ET REBUTS NDA
VENEER, PLYWOOD	OTHER	55			55	AUTRE	PLACAGES, CONTRE-PLAQ.
PULP	OTHER			42	42	AUTRE	PATE
NEWSPRINT PAPER	GER	3,640			3,640	ALL	PAPIER JOURNAL
	GREEK	55			55	GRECQ	
	NORV			4,093	4,093	NORV	
	SWEDN	4,171			4,171	SUEDE	
	U S A			22	22	E-U	
	OTHER	1,863		4,900	6,763	AUTRE	
COMMODITY TOTAL		9,729		9,015	18,744		TOTAL DE MARCHANDISE
PAPER NES	GREEK	39			39	GRECQ	PAPIER NDA
	OTHER	200		89	289	AUTRE	
COMMODITY TOTAL		239		89	328		TOTAL DE MARCHANDISE
PAPERBOARD	GER	5,376			5,376	ALL	CARTON
	GREEK	4,498			4,498	GRECQ	
	OTHER	1,294			1,294	AUTRE	
COMMODITY TOTAL		11,168			11,168		TOTAL DE MARCHANDISE
OILS, FATS, WAXES NES	OTHER	1			1	AUTRE	HUIL. MAT. GRAS. CIRE NDA
INORGANIC CHEMS. NES	OTHER	70			70	AUTRE	PROD. CHIM. INORG. NDA
ORGANIC CHEMICALS NES	OTHER	4			4	AUTRE	PROD. CHIM. ORGAN. NDA
EXPLOS., FUSES, CAPS	OTHER	88			88	AUTRE	EXPLOS., AMORCES, DET.
PLASTIC MATERIALS	OTHER	26			26	AUTRE	MATIERES PLASTIQUES
DYESTUFF, PIGMENT, PAINT	GREEK	3			3	GRECQ	MAT. COLOR. PIG. PEINTURE
	OTHER	3			3	AUTRE	
COMMODITY TOTAL		6			6		TOTAL DE MARCHANDISE
PLATE & SHEET STEEL	GREEK	319			319	GRECQ	TOLES, FEUILLES D'ACIER
	OTHER	45	575		620	AUTRE	
COMMODITY TOTAL		364	575		939		TOTAL DE MARCHANDISE
STRUCTURAL SHAPES	GREEK	2			2	GRECQ	PROFILES DE CONSTRUCT.
ALUMINUM	GREEK	7			7	GRECQ	ALUMINIUM
	LIBER	75			75	LIBER	
	OTHER	100			100	AUTRE	
COMMODITY TOTAL		182			182		TOTAL DE MARCHANDISE
COPPER AND ALLOYS	GREEK	1			1	GRECQ	CUIVRE ET ALLIAGES
	OTHER	34			34	AUTRE	
COMMODITY TOTAL		35			35		TOTAL DE MARCHANDISE
METAL FAB. BASIC PROD.	OTHER	204	28		232	AUTRE	DUVR. DE BASE EN METAL
MACHINERY NES	OTHER	287			287	AUTRE	MACHINES NDA
MOTOR VEHICLE ENGINES	OTHER	27			27	AUTRE	MOTEURS DE VEH. AUTOM.
EQUIPMENT MISC.	NORV			12	12	NORV	MATERIEL DIVERS
	OTHER	36			36	AUTRE	
COMMODITY TOTAL		36		12	48		TOTAL DE MARCHANDISE
PERSONAL, HOUSEHOLD GOODS	OTHER	15		78	93	AUTRE	ART. PERS. ET MENAGERS
CONTAINERS, CLOSURES	OTHER	6			6	AUTRE	CONTENEURS, FERMETURES
MISC. END PRODUCTS NES	OTHER	8			8	AUTRE	PRODUITS FINIS DIV. NDA
GENERAL CARGO	GREEK	4			4	GRECQ	MARCHANDISES DIVERSES
	OTHER	109			109	AUTRE	
COMMODITY TOTAL		113			113		TOTAL DE MARCHANDISE
CONTAINERIZED FREIGHT	OTHER	4			4	AUTRE	FRET CONTENEURESE
COUNTRY/REGION TOTAL		24,216*	603*	10,659*	35,478*		TOTAL DE PAYS/REGION
FRENCH GUIANA							GUYANE FR.
POTATOES	GER	178			178	ALL	POMMES DE TERRE
SALT	GER	7			7	ALL	SEL
CONTAINERS, CLOSURES	GER	7			7	ALL	CONTENEURS, FERMETURES
COUNTRY/REGION TOTAL		192*	*	*	192*		TOTAL DE PAYS/REGION

TABLE 1. CARGOES LOADED AT CANADIAN PORTS FOR FOREIGN COUNTRIES.

TABLEAU 1. MARCHANDISES CHARGÉES DANS LES PORTS CANADIENS A DESTINATION DE PAYS ÉTRANGERS.

COUNTRY OF DESTINATION AND KIND OF CARGO	REGISTRY OF VESSEL	ATLANTIC ATLANTIQUE	GREAT LAKES GRANDS LACS	PACIFIC PACIFIQUE	TOTAL TOTAL	IMMATIC. DU NAVIRE	PAYS DE DESTINATION ET MARCHANDISE
PERU							PERU
FISH, CANNED	U S A			2	2	E-U	POISSON EN BOITES
MILK POWDER	OTHER	428			428	AUTRE	LAIT EN POUFRE
DAIRY PROD., EGGS, HONEY	OTHER	3			3	AUTRE	PROD. LAIT., OEUF., MIEL
BARLEY	OTHER	13,227			13,227	AUTRE	ORGE
WHEAT	NETH LIBER OTHER			104,168 73,471 15,512	104,168 73,471 15,512	P.BAS LIBER AUTRE	BLE
COMMODITY TOTAL				193,151	193,151		TOTAL DE MARCHANDISE
MALT AND MALT FLOUR	OTHER	2,662			2,662	AUTRE	MALT ET FARINE DE MALT
SPICES	OTHER	3			3	AUTRE	ÉPICES
BREWERS GRAINS	OTHER	3			3	AUTRE	GRAINS DE BRASSERIE
CONC. COMPLETE FEEDS	LIBER	1			1	LIBER	CONC., PROV. COMPLETES
BOLTS, ROUND TIMBER	U S A			8	8	E-U	BILLOTS, BOIS RONDS
TEXTILE FIBRES NES	OTHER	16			16	AUTRE	FIBRES TEXTILES NDA
DRES AND CDNC. NES	OTHER	11			11	AUTRE	MINÉRAIS ET CONC. NDA
NON-FERROUS MET. SCRAP	OTHER	30			30	AUTRE	DECHETS METAL. NON FER.
ASBESTOS	GREEK U S A OTHER	150			150	GREQ E-U AUTRE	AMIANTE
COMMODITY TOTAL		3,592		100	3,592		TOTAL DE MARCHANDISE
STONE, CRUDE NES	U S A			11	11	E-U	PIERRE BRUTE NDA
CRUDE NON-MET. MIN. NES	OTHER	336			336	AUTRE	MIN. NON-MET. BRUTS NDA
LUMBER AND TIMBER	OTHER			616	616	AUTRE	BOIS D'OEUVRE ET CHARP.
PULP	U S A OTHER			2,156 3,892	2,156 3,898	E-U AUTRE	PATE
COMMODITY TOTAL		6		6,048	6,054		TOTAL DE MARCHANDISE
NEWSPRINT PAPER	GREEK NORW LIBER U S A OTHER	1,092		7,992	9,084	GREQ NORV LIBER E-U AUTRE	PAPIER JOURNAL
COMMODITY TOTAL		17,966		20,657	38,623		TOTAL DE MARCHANDISE
PAPER NES	LIBER U S A OTHER	21,152		29,595	50,747	LIBER E-U AUTRE	PAPIER NDA
COMMODITY TOTAL		66		1	73		TOTAL DE MARCHANDISE
PAPERBOARD	OTHER	42			42	AUTRE	CARTON
BLDG. PAPER AND BOARD	OTHER	1			1	AUTRE	PLAQ. CONSTR., PAP/CART.
WT MACHINE BOARD	OTHER	10			10	AUTRE	CARTON EN PATE PRESSE
CORDAGE, TWINE, ROPE	OTHER	1			1	AUTRE	CORDAGE, FICELLE, CORDE
TEXTILE FAB. MTL NES	GREEK LIBER OTHER	2			2	GREQ LIBER AUTRE	OUVR. EN MAT. TEXT. NDA
COMMODITY TOTAL		31			31		TOTAL DE MARCHANDISE
OILS, FATS, WAXES NES	OTHER	13			13	AUTRE	HUIL. MAT. GRAS. CIRE NDA
METALLIC SALTS	OTHER	179			179	AUTRE	SELS METALLIQUES
INORGANIC CHEMS. NES	GREEK OTHER	17			17	GREQ AUTRE	PROD. CHIM. INORG. NDA
COMMODITY TOTAL		108			108		TOTAL DE MARCHANDISE
ORGANIC CHEMICALS NES	OTHER	21		20	41	AUTRE	PROD. CHIM. ORGAN. NDA
SYNTHETIC RUBBER	LIBER OTHER	18			18	LIBER AUTRE	CAOUTCHOUC SYNTHETIQUE
COMMODITY TOTAL		154			154		TOTAL DE MARCHANDISE
PLASTIC MATERIALS	LIBER OTHER	4			4	LIBER AUTRE	MATIERES PLASTIQUES
COMMODITY TOTAL		139			143		TOTAL DE MARCHANDISE
DYESTUFF, PIGMENT, PAINT	OTHER	6			6	AUTRE	MAT. COLOR. PIG. PEINTURE
ASPHALTS, ROAD OILS	OTHER	479			479	AUTRE	ASPHALTE, BITUME LIQD.
PETROL, COAL PROD. NES	GREEK	52			52	GREQ	DÉRIVÉ PETR. CHARR. NDA
CASTINGS, FORGINGS	OTHER	6			6	AUTRE	MOUL. PIÈCES FORGÉES
PLATE & SHEET STEEL	GREEK LIBER PANAM CAN OTHER	1,953			1,953	GREQ LIBER PANAM CAN AUTRE	TOLES, FEUILLES D'ACIER
COMMODITY TOTAL		8,583	2,900 4,162		15,645		TOTAL DE MARCHANDISE
STRUCTURAL SHAPES	GREEK LIBER OTHER	8	7,062		8	GREQ LIBER AUTRE	PROFILES DE CONSTRUCT.
COMMODITY TOTAL		116			116		TOTAL DE MARCHANDISE
WIRE	OTHER	15			15	AUTRE	FIL METALLIQUE
ALUMINIUM	GREEK LIBER OTHER	87			87	GREQ LIBER AUTRE	ALUMINIUM
COMMODITY TOTAL		2,178			2,178		TOTAL DE MARCHANDISE
COPPER AND ALLOYS	OTHER	19			19	AUTRE	CUIVRE ET ALLIAGES
NICKEL AND ALLOYS	OTHER	4			4	AUTRE	NICKEL ET ALLIAGES
NON-FERROUS METALS NES	OTHER	3			3	AUTRE	MÉTAUX NON-FERREUX NDA
METAL FAB. BASIC PROD.	GREEK U S A OTHER	12			12	GREQ E-U AUTRE	OUVR. DE BASE EN METAL
COMMODITY TOTAL		52		9	61		TOTAL DE MARCHANDISE
ASBESTOS BASIC PROD.	OTHER	5			5	AUTRE	OUVR. DE BASE AMIANTE
LIME	LIBER	15			15	LIBER	CHAUX
NON-MET. MIN. BASIC PROD.	OTHER	1			1	AUTRE	PROD. MIN. NON-MET. BASE
MISC. FABRICATED PROD.	OTHER	6			6	AUTRE	OUVRAGES DIVERS

TABLE 1. CARGOES LOADED AT CANADIAN PORTS FOR FOREIGN COUNTRIES.

TABLEAU 1. MARCHANDISES CHARGÉES DANS LES PORTS CANADIENS A DESTINATION DE PAYS ÉTRANGERS.

COUNTRY OF DESTINATION AND KIND OF CARGO	REGISTRY OF VESSEL	ATLANTIC ATLANTIQUE	GREAT LAKES GRANDS LACS	PACIFIC PACIFIQUE	TOTAL TOTAL	IMMATIC. DU NAVIRE	PAYS DE DESTINATION ET MARCHANDISE
PERU	CONT.						PEROU
MACHINERY NES	GREEK	1			1	GRECQ	MACHINES NDA
	OTHER	875		56	931	AUTRE	
COMMODITY TOTAL		876		56	932		TOTAL DE MARCHANDISE
RAILWAY ROLLING STOCK	OTHER	29			29	AUTRE	MAT. ROUL. DE CH. DE FER
PASS. AUTOS AND CHASSIS	U S A			1	1	E-U	VOITURES PART., CHASSIS
	OTHER	12			12	AUTRE	
COMMODITY TOTAL		12		1	13		TOTAL DE MARCHANDISE
TRUCKS AND CHASSIS	OTHER	10			10	AUTRE	CAMIONS ET CHASSIS
MOTOR VEHICLE ENGINES	OTHER	19			19	AUTRE	MOTEURS DE VEH. AUTOM.
SHIPS, AIRCRAFT, MIS. VEH	U S A				3	E-U	NAVIRES, AVIONS, VEH. DIV
RUBBER TIRES AND TUBES	OTHER	4			4	AUTRE	PNEUS, CHAMBRES A AIR
EQUIPMENT MISC.	GREEK	10			10	GRECQ	MATERIEL DIVERS
	LIBER	1			1	LIBER	
	OTHER	33	1		34	AUTRE	
COMMODITY TOTAL		44	1		45		TOTAL DE MARCHANDISE
PERSONAL, HSEHOLD GOODS	GREEK	1			1	GRECQ	ART. PERS. ET MENAGERS
	OTHER	22			23	AUTRE	
COMMODITY TOTAL		23		6	29		TOTAL DE MARCHANDISE
FIREARMS, AMMUNITION	OTHER	1			1	AUTRE	ARMES A FEU, MUNITIONS
CONTAINERS, CLOSURES	OTHER	446			446	AUTRE	CONTENEURS, FERMETURES
MISC. END PRODUCTS NES	LIBER	1			1	LIBER	PRODUITS FINIS DIV. NDA
	OTHER	11			11	AUTRE	
COMMODITY TOTAL		12			12		TOTAL DE MARCHANDISE
GENERAL CARGO	GREEK	2			2	GRECQ	MARCHANDISES DIVERSES
	OTHER	3			3	AUTRE	
COMMODITY TOTAL		5			5		TOTAL DE MARCHANDISE
COUNTRY/REGION TOTAL		55,856*	7,063*	229,628*	292,547*		TOTAL DE PAYS/REGION
SURINAM							SURINAM
CRUDE NON-MET. MIN. NES	NORW	500			500	NORV	MIN. NON-MET. BRUTS NDA
PAPERBOARD	OTHER	737			737	AUTRE	CARTON
EXPLOS., FUSES, CAPS	NETH	50			50	P. BAS	EXPLOS., AMORCES, DET.
	OTHER	372			372	AUTRE	
COMMODITY TOTAL		422			422		TOTAL DE MARCHANDISE
COUNTRY/REGION TOTAL		1,659*	*	*	1,659*		TOTAL DE PAYS/REGION
URUGUAY							URUGUAY
POTATDES	GREEK	1,390			1,390	GRECQ	POMMES DE TERRE
	OTHER	2,094			2,094	AUTRE	
COMMODITY TOTAL		3,484			3,484		TOTAL DE MARCHANDISE
ASBESTOS	OTHER	835			835	AUTRE	AMIANTE
PULP	OTHER		65		65	AUTRE	PATE
NEWSPRINT PAPER	GREEK	658			658	GRECQ	PAPIER JOURNAL
	NORW	439		749	1,188	NORV	
	LIBER	1,095			1,095	LIBER	
	OTHER	3,181			3,732	AUTRE	
COMMODITY TOTAL		5,373		1,300	6,673		TOTAL DE MARCHANDISE
PAPER NES	OTHER	161			161	AUTRE	PAPIER NDA
PAPERBOARD	OTHER	110	186		296	AUTRE	CARTON
SYNTHETIC RUBBER	OTHER	1			1	AUTRE	CAOUTCHOUC SYNTHETIQUE
PLASTIC MATERIALS	OTHER	15			15	AUTRE	MATERIES PLASTIQUES
CHEM. SPECIALTIES NES	OTHER	6			6	AUTRE	PROD. CHIM. SPECIALS NDA
PERSONAL, HSEHOLD GOODS	OTHER	2			2	AUTRE	ART. PERS. ET MENAGERS
MISC. END PRODUCTS NES	OTHER	31			31	AUTRE	PRODUITS FINIS DIV. NDA
GENERAL CARGO	OTHER	3			3	AUTRE	MARCHANDISES DIVERSES
COUNTRY/REGION TOTAL		10,021*	251*	1,300*	11,572*		TOTAL DE PAYS/REGION
VENEZUELA							VENEZUELA
MEAT, FRESH OR FROZEN	NORW			34	34	NORV	VIANDE, FRAICHE / CONG.
FISH, FRESH OR FROZEN	GER	7			7	ALL	POISSON, FRAIS OU CONG.
FISH, CANNED	NETH	119			119	P. BAS	POISSON EN BOITES
	NORW				3	NORV	
	SWEDN				44	SUEDE	
	U S A				26	E-U	
COMMODITY TOTAL		119			192		TOTAL DE MARCHANDISE
MILK POWDER	GER	3,121			3,121	ALL	LAIT EN POUVRE
	GREEK	431			431	GRECQ	
	PANAM	540			540	PANAM	
COMMODITY TOTAL		4,092			4,092		TOTAL DE MARCHANDISE
DAIRY PROD. EGGS, HONEY	GER	325			325	ALL	PROD. LAIT., OEUF, MIEL
	GREEK	63			63	GRECQ	
COMMODITY TOTAL		388			388		TOTAL DE MARCHANDISE
BARLEY	OTHER		28		28	AUTRE	ORGE
OATS	GER	2,025	2,288		4,313	ALL	AVOINE
	NORW		1,128		2,341	NORV	
	OTHER		29	1,213	29	AUTRE	
COMMODITY TOTAL		2,025	3,445	1,213	6,683		TOTAL DE MARCHANDISE
RYE	GER	7			7	ALL	SEIGLE
WHEAT	GER	152	6,788		6,940	ALL	BLÉ
	GREEK	17,077			17,077	GRECQ	

TABLE 1. CARGOES LOADED AT CANADIAN PORTS FOR FOREIGN COUNTRIES.

TABLEAU 1. MARCHANDISES CHARGÉES DANS LES PORTS CANADIENS A DESTINATION DE PAYS ÉTRANGERS.

COUNTRY OF DESTINATION AND KIND OF CARGO	REGISTRY OF VESSEL	ATLANTIC ATLANTIQUE	GREAT LAKES GRANDS LACS	PACIFIC PACIFIQUE	TOTAL TOTAL	IMMATIC. DU NAVIRE	PAYS DE DESTINATION ET MARCHANDISE
VENEZUELA	CONT.						VENEZUELA
COMMODITY TOTAL	NORW		2,800	529	3,329	NORV	SUITE
CEREALS UNMILLED,NES	GREEK	17,229	9,588	529	27,346	ALL	TOTAL DE MARCHANDISE
MALT AND MALT FLOUR	GER	5			5	GRECQ	CEREALES NON MOUL.,NDA
	GER	5,003	1,106		6,109	ALL	MALT ET FARINE DE MALT
	GREEK	1,065			1,065	GRECQ	
	OTHER		552		552	AUTRE	
COMMODITY TOTAL		6,068	1,658		7,726		TOTAL DE MARCHANDISE
WHEAT FLOUR	GER	75			75	ALL	FARINE DE BLE
	GREEK	32			32	GRECQ	
COMMODITY TOTAL		107			107		TOTAL DE MARCHANDISE
CEREALS MILLED,NES	GER	3			3	ALL	CEREALES MOULUES,NDA
APPLES	U K			714	714	R U	POMMES
	NORW			42	42	NORV	
	SWEDN			35	35	SUEDE	
	U S A			195	195	E-U	
COMMODITY TOTAL				986	986		TOTAL DE MARCHANDISE
POTATOES	U K	1,688			1,688	R U	POMMES DE TERRE
	GER	6,825			6,825	ALL	
	JAPAN	2,657			2,657	JAPON	
COMMODITY TOTAL		11,170			11,170		TOTAL DE MARCHANDISE
VEGETABLES, FRESH	GER	2,450			2,450	ALL	LEGUMES, FRAIS
	GREEK	786			786	GRECQ	
COMMODITY TOTAL		3,236			3,236		TOTAL DE MARCHANDISE
VEGETABLES, FROZEN	NORW			178	178	NORV	LEGUMES, CONGELES
	U S A			233	233	E-U	
COMMODITY TOTAL				411	411		TOTAL DE MARCHANDISE
VEGETABLES, DRIED	GER	74		44	118	ALL	LEGUMES, SECS
	NORW	34			34	NORV	
	PANAM	20			20	PANAM	
COMMODITY TOTAL		128		44	172		TOTAL DE MARCHANDISE
VEGETABLE PREP.NES	GER	34			34	ALL	PREP. DE LEGUMES NDA
	SWEDN			64	64	SUEDE	
	U S A			10	10	E-U	
COMMODITY TOTAL		34		74	108		TOTAL DE MARCHANDISE
MISC.FOOD PREP.NES	GER	11		144	155	ALL	DIV.PREP.ALIM.NDA
	NORW			144	144	NORV	
COMMODITY TOTAL		11			155		TOTAL DE MARCHANDISE
WY,FORAGE,STRAW	GER	16			16	ALL	FOIN,FOURRAGE,PAILLE
GROUND CEREALS NES	GER	3,141	32		3,173	ALL	CEREALES MOULUES NDA
CONC.COMPLETE FEEDS	GER	7	18		25	ALL	CONC.,PROV.COMPLETES
RAW HIDES AND SKINS	GER	166			166	ALL	PEAUX ET CUIRS BRUT
	OTHER	50			50	AUTRE	
COMMODITY TOTAL		216			216		TOTAL DE MARCHANDISE
CRUDE WOOD MTL.S NES	GER	1,216			1,216	ALL	MATIERES BOIS BRUT NDA
NICKEL-COPPER ORE	GER	90			90	ALL	MINER.OE CUIVRE-NICKEL
ZINC ORE AND CONC.	GER	239			239	ALL	MINERAL,CONC.DE ZINC
NON-FERROUS MET.SCRAP	DENMK	2,379			2,379	DANMK	DECHETS METAL.NON FER.
	OTHER	2,587			2,587	AUTRE	
COMMODITY TOTAL		4,966			4,966		TOTAL DE MARCHANDISE
ASBESTOS	GER	3,202			3,202	ALL	AMIANTE
	GREEK	841			841	GRECQ	
	NORW			628	628	NORV	
	PANAM	184			184	PANAM	
	U S A			476	476	E-U	
COMMODITY TOTAL		4,227		1,104	5,331		TOTAL DE MARCHANDISE
CRUDE NON-MET.MIN.NES	GER	21			21	ALL	MIN.NON-MET.BRUTS NDA
	PANAM	17			17	PANAM	
COMMODITY TOTAL		38			38		TOTAL DE MARCHANDISE
WASTE AND SCRAP NES	GER	147			147	ALL	DECHETS ET REBUTS NDA
LUMBER AND TIMBER	GER	43			43	ALL	BOIS D'OEUVRE ET CHARP.
	GREEK	1			1	GRECQ	
	OTHER		74		74	AUTRE	
COMMODITY TOTAL		44	74		118		TOTAL DE MARCHANDISE
VENEER,PLYWOOD	GER	11			11	ALL	PLACAGES,CONTRE-PLAQ.
WOOD FAB.MATERIALS	GER	313			313	ALL	DEMI-PRODUITS EN BOIS
	GREEK	21			21	GRECQ	
	PANAM	5			5	PANAM	
COMMODITY TOTAL		339			339		TOTAL DE MARCHANDISE
PULP	DENMK			2,200	2,200	DANMK	PATE
	GER	5,042		6,006	11,048	ALL	
	NETH	1,014			1,014	P.BAS	
	NORW	3,688		10,845	14,533	NORV	
	SWEDN			608	608	SUEDE	
	CAN	1,722			1,722	CAN	
	OTHER	10,060		1,905	11,965	AUTRE	
COMMODITY TOTAL		21,526		21,564	43,090		TOTAL DE MARCHANDISE
NEWSPRINT PAPER	U K	2,441		1,783	4,224	R U	PAPIER JOURNAL
	GER	32,776			32,776	ALL	
	GREEK	1,240			1,240	GRECQ	
	NORW	5,829		25,058	30,887	NORV	
	SWEDN	2,058			2,058	SUEDE	
	LIBER	1,401			1,401	LIBER	
	PANAM	2,845			2,845	PANAM	
	OTHER	6,273			6,273	AUTRE	
COMMODITY TOTAL		54,863		26,841	81,704		TOTAL DE MARCHANDISE
PAPER NES	GER	1,224			1,224	ALL	PAPIER NDA

TABLE 1. CARGOES LOADED AT CANADIAN PORTS FOR FOREIGN COUNTRIES.

TABLEAU 1. MARCHANDISES CHARGÉES DANS LES PORTS CANADIENS A DESTINATION DE PAYS ÉTRANGERS.

COUNTRY OF DESTINATION AND KIND OF CARGO	REGISTRY OF VESSEL	ATLANTIC ATLANTIQUE	GREAT LAKES GRANDS LACS	PACIFIC PACIFIQUE	TOTAL TOTAL	ORIGIN DU NAVIRE	PAYS DE DESTINATION ET MARCHANDISE
VENEZUELA	CONT.						VENEZUELA SUITE
	GREEK	165			165	GRECQ	
	NORW			998	998	NORV	
	PANAM	150			150	PANAM	
COMMODITY TOTAL		1,539		998	2,537		TOTAL DE MARCHANDISE
PAPERBOARD	GER	503			503	ALL	CARTON
BLDG. PAPER AND BOARD	GER	61			61	ALL	PLAQ. CONSTR., PAP/CART.
	U S A			8	8	E-U	
COMMODITY TOTAL		61		8	69		TOTAL DE MARCHANDISE
CORDAGE, TWINE, ROPE	OTHER		2		2	AUTRE	CORDAGE, FICELLE, CORDE
TEXTILE FAB. MTL NES	GER	783			783	ALL	OUVR. EN MAT. TEXT. NDA
	GREEK	28			28	GRECQ	
	OTHER		8		8	AUTRE	
COMMODITY TOTAL		811	8		819		TOTAL DE MARCHANDISE
VEG. OILS, FATS NES	GER	7			7	ALL	HUIL. MAT. GRAS. VEG. NDA
METALLIC SALTS	GREEK	113			113	GRECQ	SELS METALLIQUES
INORGANIC CHEMS. NES	GER	299			299	ALL	PROD. CHIM. INORG. NDA
GLYCOL	GER	20			20	ALL	GLYCOL
ORGANIC CHEMICALS NES	GER	1,553	103		1,656	ALL	PROD. CHIM. ORG. NDA
	GREEK	185			185	GRECQ	
	NORW			42	42	NORV	
	PANAM	25			25	PANAM	
	OTHER		5		5	AUTRE	
COMMODITY TOTAL		1,763	108	42	1,913		TOTAL DE MARCHANDISE
POTASH	OTHER			10,515	10,515	AUTRE	POTASSE
FERTILIZERS NES	U K		6,056		6,056	R U	ENGRAIS CHIMIQUE NDA
SYNTHETIC RUBBER	GER	244	74		318	ALL	CAOUTCHOUC SYNTHETIQUE
	OTHER		91		91	AUTRE	
COMMODITY TOTAL		244	165		409		TOTAL DE MARCHANDISE
PLASTIC MATERIALS	GER	28			28	ALL	MATIERES PLASTIQUES
	GREEK	4			4	GRECQ	
	NORW			1,221	1,221	NORV	
COMMODITY TOTAL		32		1,221	1,253		TOTAL DE MARCHANDISE
DYESTUFF, PIGMENT, PAINT	GER	4	3		7	ALL	MAT. COLOR. PIG. PEINTURE
	NORW	4			4	NORV	
	OTHER		6		6	AUTRE	
COMMODITY TOTAL		8	9		17		TOTAL DE MARCHANDISE
CHEM. SPECIALTIES NES	GER	18			18	ALL	PROD. CHIM. SPECIAUX NDA
ASPHALTS, ROAD OILS	OTHER	1,718			1,718	AUTRE	ASPHALTE, BITUME LIQ.
PETROL, COAL PROD. NES	GREEK	1			1	GRECQ	DERIVE PETR. CHARB. NDA
CASTINGS, FORGINGS	GER		3		3	ALL	MOUL. PIECES FORGEES
BAR AND RODS, STEEL	GER	175			175	ALL	BARRES ET TIGES ACIER
PLATE & SHEET STEEL	GER	2,729	1,020		3,749	ALL	TOLES, FEUILLES D'ACIER
	GREEK	173			173	GRECQ	
	NETH	25			25	P. BAS	
	NORW	23			23	NORV	
	OTHER		2,798		2,798	AUTRE	
COMMODITY TOTAL		2,950	3,818		6,768		TOTAL DE MARCHANDISE
STRUCTURAL SHAPES	GER	493			493	ALL	PROFILES DE CONSTRUCT.
	GREEK	55			55	GRECQ	
	U S A			2	2	E-U	
COMMODITY TOTAL		548		2	550		TOTAL DE MARCHANDISE
PIPES, TUBES: IRON, STEEL	NORW			15	15	NORV	TUYAUX, TUBES: FER, ACIER
WIRE	GER		24		24	ALL	FIL METALLIQUE
ALUMINIUM	GER	368			368	ALL	ALUMINIUM
	GREEK	44			44	GRECQ	
COMMODITY TOTAL		412			412		TOTAL DE MARCHANDISE
COPPER AND ALLOYS	GER	713	67		780	ALL	CUIVRE ET ALLIAGES
	GREEK	207			207	GRECQ	
	NORW	110		13	123	NORV	
	SWEDN			12	12	SUEDE	
	PANAM	15			15	PANAM	
	U S A			13	13	E-U	
COMMODITY TOTAL		1,045	67	38	1,150		TOTAL DE MARCHANDISE
NICKEL AND ALLOYS	GER		1		1	ALL	NICKEL ET ALLIAGES
	NORW	7			7	NORV	
	U S A			2	2	E-U	
COMMODITY TOTAL		7	1	2	10		TOTAL DE MARCHANDISE
ZINC AND ALLOYS	GER	2,802			2,802	ALL	ZINC ET ALLIAGES
	GREEK	1,018			1,018	GRECQ	
	NORW	206			206	NORV	
COMMODITY TOTAL		4,026			4,026		TOTAL DE MARCHANDISE
NON-FERROUS METALS NES	GREEK	16			16	GRECQ	METAUX NON-FERREUX NDA
METAL FAB. BASIC PROD.	GER	172			172	ALL	OUVR. DE BASE EN METAL
	LIBER	6			6	LIBER	
COMMODITY TOTAL		178			178		TOTAL DE MARCHANDISE
GLASS BASIC PRODUCTS	GER	379	10		389	ALL	OUVR. DE BASE EN VERRE
ASBESTOS BASIC PROD.	GER	106			106	ALL	OUVR. DE BASE AMIANTE
LIME	NETH	3			3	P. BAS	CHAUX
NON-MET. MIN. BASIC PROD	GER	23			23	ALL	PROD. MIN. NON-MET. BASE
	GREEK	6			6	GRECQ	
COMMODITY TOTAL		29			29		TOTAL DE MARCHANDISE
MISC. FABRICATED PROD.	GER	98			98	ALL	OUVRAGES DIVERS
MACHINERY NES	GER	417	111		528	ALL	MACHINES NDA
	GREEK	11			11	GRECQ	
	NETH	1			1	P. BAS	
	PANAM	36			36	PANAM	

TABLE 1. CARGOES LOADED AT CANADIAN PORTS FOR FOREIGN COUNTRIES.

TABLÉAU 1. MARCHANDISES CHARGÉES DANS LES PORTS CANADIENS À DESTINATION DE PAYS ÉTRANGERS.

COUNTRY OF DESTINATION AND KIND OF CARGO	REGISTRY OF VESSEL	ATLANTIC ATLANTIQUE	GREAT LAKES GRANDS LACS	PACIFIC PACIFIQUE	TOTAL TOTAL	IMMATIC. DU NAVIRE	PAYS DE DESTINATION ET MARCHANDISE
VENEZUELA	CONT.						VENEZUELA
	OTHER		99		99	AUTRE	SUITE
COMMODITY TOTAL		465	210		675		TOTAL DE MARCHANDISE
PASS.AUTOS AND CHASSIS	GER	2,869			2,869	ALL	VOITURES PART.,CHASSIS
	GREEK	1,285			1,285	GRECQ	
	NORW	1,369			1,371	NORV	
COMMODITY TOTAL		5,523			5,525		TOTAL DE MARCHANDISE
TRUCKS AND CHASSIS	GER		20		20	ALL	CAMIONS ET CHASSIS
MOTOR VEHICLE ENGINES	GER	1,371	5		1,376	ALL	MOTEURS DE VEH.AUTOM.
	NORW	1,034			1,034	NORV	
	LIBER	1,767			1,767	LIBER	
	OTHER				35	AUTRE	
COMMODITY TOTAL		4,172	35		4,212		TOTAL DE MARCHANDISE
RUBBER TIRES AND TUBES	GER		40		40	ALL	PNEUS, CHAMBRES A AIR
	NORW	23	13		36	NORV	
	OTHER		8		8	AUTRE	
COMMODITY TOTAL		23	21		44		TOTAL DE MARCHANDISE
EQUIPMENT MISC.	GER	102	344		446	ALL	MATERIEL DIVERS
	GREEK	96			96	GRECQ	
COMMODITY TOTAL		198	344		542		TOTAL DE MARCHANDISE
PERSONAL,HOUSEHOLD GOODS	GER	46			46	ALL	ART.PERS.ET MENAGERS
	U S A				3	E-U	
	OTHER	2			2	AUTRE	
COMMODITY TOTAL		48			51		TOTAL DE MARCHANDISE
FIREARMS,AMMUNITION	GER	38			38	ALL	ARMES A FEU,MUNITIONS
	GREEK	2			2	GRECQ	
COMMODITY TOTAL		40			40		TOTAL DE MARCHANDISE
CONTAINERS,CLOSURES	GER	24			24	ALL	CONTENEURS,FERMETURES
MISC. END PRODUCTS NES	GER	780			780	ALL	PRODUITS FINIS DIV.NDA
	GREEK	4			4	GRECQ	
COMMODITY TOTAL		784			784		TOTAL DE MARCHANDISE
GENERAL CARGO	GER	178			178	ALL	MARCHANDISES DIVERSES
	GREEK	28			28	GRECQ	
	NORW	20			20	NORV	
	PANAM	5			5	PANAM	
	OTHER	20			20	AUTRE	
COMMODITY TOTAL		251			251		TOTAL DE MARCHANDISE
CONTAINERIZED FREIGHT	GER	1,604			1,604	ALL	FRET CONTENEURESE
	NORW	14		174	188	NORV	
	U S A			156	156	E-U	
COMMODITY TOTAL		1,618		330	1,948		TOTAL DE MARCHANDISE
COUNTRY/REGION TOTAL		165,970*	25,749*	66,193*	257,912*		TOTAL DE PAYS/REGION
BAHAMAS							ILES BAHAMAS
MEAT,CURED	PANAM	6			6	PANAM	VIANDE FUMEE OU SALEE
FISH,FRESH DR FROZEN	NORW	22			22	NORV	POISSON,FRAIS OU CONG.
FISH,CANNED	NETH	47			47	P.BAS	POISSON EN BOITES
DAIRY PROD.,EGGS,HONEY	NETH	13			13	P.BAS	PROD.LAIT.,OEUF,MIEL
WHEAT FLOUR	NORW	36			36	NORV	FARINE DE BLE
	PANAM	22			22	PANAM	
COMMODITY TOTAL		58			58		TOTAL DE MARCHANDISE
CEREALS MILLED,NES	NORW	5			5	NORV	CEREALES MOULUES,NDA
MACARONI,CEREAL PROD.	NETH	44			44	P.BAS	PATES ALIM.PROD.CEREAL
FRUIT JUICES	NORW	42			42	NORV	JUS DE FRUIT
VEGETABLE PREP.NES	NETH	1			1	P.BAS	PREP. DE LEGUMES NDA
SUGAR, NES	NETH	58			58	P.BAS	SUCRE, NDA
	NORW	238			238	NORV	
	PANAM	129			129	PANAM	
COMMODITY TOTAL		425			425		TOTAL DE MARCHANDISE
MISC.FOOD PREP.NES	NORW	22			22	NORV	DIV.PREP.ALIM.NDA
	PANAM	75			75	PANAM	
COMMODITY TOTAL		97			97		TOTAL DE MARCHANDISE
IRON ORE AND CONC	LIBER	12,656			12,656	LIBER	MINERAL,CONC.OE FER
GYPSPUM	LIBER	59,645			59,645	LIBER	GYPSE
NEWSPRINT PAPER	NETH	30			30	P.BAS	PAPIER JOURNAL
	PANAM	40			40	PANAM	
COMMODITY TOTAL		70			70		TOTAL DE MARCHANDISE
PAPER NES	NETH	21			21	P.BAS	PAPIER NDA
	PANAM	32			32	PANAM	
COMMODITY TOTAL		53			53		TOTAL DE MARCHANDISE
BLOG,PAPER AND BOARD	NETH	257			257	P.BAS	PLAQ.CONSTR.,PAP/CART.
	PANAM	165			165	PANAM	
COMMODITY TOTAL		422			422		TOTAL DE MARCHANDISE
TEXTILE FAB.MTL NES	NORW	68			68	NORV	OUVR.EN MAT.TEXT.NDA
COPPER AND ALLOYS	NETH	7			7	P.BAS	CUIVRE ET ALLIAGES
METAL FAB.BASIC PROD.	NETH	2			2	P.BAS	OUVR.DE BASE EN METAL
NON-MET.MIN.BASIC PROD	NETH	10			10	P.BAS	PROD.MIN.NON-MET.BASE
MISC.FABRICATED PROD.	PANAM	12			12	PANAM	OUVRAGES DIVERS
MACHINERY NES	PANAM	15			15	PANAM	MACHINES NDA
RUBBER TIRES AND TUBES	NETH	2			2	P.BAS	PNEUS, CHAMBRES A AIR
EQUIPMENT MISC.	NETH	2			2	P.BAS	MATERIEL DIVERS
	NORW	22			22	NORV	
COMMODITY TOTAL		24			24		TOTAL DE MARCHANDISE
PERSONAL,HOUSEHOLD GOODS	NETH	3			3	P.BAS	ART.PERS.ET MENAGERS
MISC. END PRODUCTS NES	NETH	4			4	P.BAS	PRODUITS FINIS DIV.NDA

TABLE 1. CARGOES LOADED AT CANADIAN PORTS FOR FOREIGN COUNTRIES.

TABLEAU 1. MARCHANDISES CHARGÉES DANS LES PORTS CANADIENS À DESTINATION DE PAYS ÉTRANGERS.

COUNTRY OF DESTINATION AND KIND OF CARGO	REGISTRY OF VESSEL	ATLANTIC ATLANTIQUE	GREAT LAKES GRANDS LACS	PACIFIC PACIFIQUE	TOTAL TOTAL	IMMATIC. DU NAVIRE	PAYS DE DESTINATION ET MARCHANDISE
BAHAMAS CONT.							ILES BAHAMAS SUITE
GENERAL CARGO	PANAM	27			27	PANAM	MARCHANDISES DIVERSES
CONTAINERIZED FREIGHT	GER	229			229	ALL	FRET CONTENEURESE
	NORW	2,540			2,540	NORW	
COMMODITY TOTAL		2,769			2,769		TOTAL DE MARCHANDISE
COUNTRY/REGION TOTAL		76,549*	*	*	76,549*		TOTAL DE PAYS/REGION
BERMUDA							BERMUDES
MEAT, FRESH OR FROZEN	GER	32			32	ALL	VIANDE, FRAICHE / CONG.
	NORW	5			5	NORW	
COMMODITY TOTAL		37			37		TOTAL DE MARCHANDISE
MEAT, CURED	GER	3			3	ALL	VIANDE FUMEE OU SALEE
MEAT AND MEAT PREP. NES	GER	22			22	ALL	VIANDES ET PREP. NDA
FISH, FRESH OR FROZEN	GER	291			291	ALL	POISSON, FRAIS OU CONG.
	GREEK	19			19	GREQ	
COMMODITY TOTAL		310			310		TOTAL DE MARCHANDISE
MILK POWDER	GER	25			25	ALL	LAIT EN POUFRE
	NORW	60			60	NORW	
COMMODITY TOTAL		85			85		TOTAL DE MARCHANDISE
OATS	GER	11			11	ALL	AVOINE
CORN MEAL AND FLOUR	GER	41			41	ALL	SEMIOULE, FARINE DE MAIS
MALT AND MALT FLOUR	GER	21			21	ALL	MALT ET FARINE DE MALT
WHEAT FLOUR	GER	1,021			1,021	ALL	FARINE DE BLE
	GREEK	127			127	GREQ	
	NORW	240			240	NORW	
COMMODITY TOTAL		1,388			1,388		TOTAL DE MARCHANDISE
CEREALS MILLED, NES	GER	20			20	ALL	CEREALES MOULUES, NDA
	GREEK	3			3	GREQ	
COMMODITY TOTAL		23			23		TOTAL DE MARCHANDISE
BAKERY PROD. INC. FROZEN	GER	6			6	ALL	PROD. BOUL., PROD. CONG.
	GREEK	2			2	GREQ	
COMMODITY TOTAL		8			8		TOTAL DE MARCHANDISE
MACARONI, CEREAL PROD.	GER	14			14	ALL	PATES ALIM. PROD. CEREAL
FRESH FRUITS, BERRIES	GER	44			44	ALL	FRUITS, BAIES FRAIS
FRUIT JUICES	GREEK	2			2	GREQ	JUS DE FRUIT
POTATOES	GER	110			110	ALL	POMMES DE TERRE
VEGETABLES, FRESH	GER	501			501	ALL	LEGUMES, FRAIS
	GREEK	42			42	GREQ	
COMMODITY TOTAL		543			543		TOTAL DE MARCHANDISE
VEGETABLES, DRIED	GER	90			90	ALL	LEGUMES, SECS
VEGETABLE PREP. NES	GER	14			14	ALL	PREP. DE LEGUMES NDA
SUGAR, NES	GER	315			315	ALL	SUCRE, NDA
	GREEK	62			62	GREQ	
COMMODITY TOTAL		377			377		TOTAL DE MARCHANDISE
MOLASSES, REFINED	GER	4			4	ALL	MELASSE, RAFFINEE
SUGAR PREPARATIONS	GER	11			11	ALL	PREP. A BASE DE SUCRE
MISC. FOOD PREP. NES	GER	695			695	ALL	DIV. PREP. ALIM. NDA
	GREEK	72			72	GREQ	
	NORW	40			40	NORW	
COMMODITY TOTAL		807			807		TOTAL DE MARCHANDISE
HAY, FORAGE, STRAW	GER	257			257	ALL	FOIN, FOURRAGE, PAILLE
	GREEK	12			12	GREQ	
	NORW	80			80	NORW	
COMMODITY TOTAL		349			349		TOTAL DE MARCHANDISE
BRAN, SHORTS, MIDDINGS	GER	14			14	ALL	SON, ISSUES DE CEREALES
GROUND CEREALS NES	GER	39			39	ALL	CEREALES MOULUES NDA
	GREEK	50			50	GREQ	
COMMODITY TOTAL		89			89		TOTAL DE MARCHANDISE
FEEDS, VEGETABLE ORIGIN	GER	33			33	ALL	PROV. D'ORIGINE VEGETALE
NDN-ALCOHOLIC BEVERAGE	GER	95			95	ALL	BDISSONS NON-ALCOOLIQ.
ALE, BEER, STOUT, PORTER	GREEK	3			3	GREQ	ALE, BIERE, STOUT, PORTER
DIST. ALCOHOLIC BEV.	GER	108			108	ALL	BOISS. ALCOOL. DIST.
CIGARETTES	GER	5			5	ALL	CIGARETTES
	GREEK	2			2	GREQ	
COMMODITY TOTAL		7			7		TOTAL DE MARCHANDISE
CRUDE WOOD MTL. NES	NORW	50			50	NORW	MATIERES BOIS BRUT NDA
TEXTILE FIBRES NES	GER	35			35	ALL	FIBRES TEXTILES NDA
ASBESTOS	GER	109			109	ALL	AMIANTE
CRUSHED STONE	GER	5			5	ALL	PIERRE CONCASSEE
SALT	GER	111			111	ALL	SEL
	NORW	5			5	NORW	
COMMODITY TOTAL		116			116		TOTAL DE MARCHANDISE
LUMBER AND TIMBER	GER	1,040			1,040	ALL	BOIS OEUVRE ET CHARP.
	GREEK	162			162	GREQ	
	NORW	120			120	NORW	
COMMODITY TOTAL		1,322			1,322		TOTAL DE MARCHANDISE
VENEER, PLYWOOD	GER	6			6	ALL	PLACAGES, CONTRE-PLAQ.
NEWSPRINT PAPER	GER	747			747	ALL	PAPIER JOURNAL
	GREEK	104			104	GREQ	
COMMODITY TOTAL		851			851		TOTAL DE MARCHANDISE
PAPER NES	GER	346			346	ALL	PAPIER NDA
	GREEK	23			23	GREQ	
COMMODITY TOTAL		369			369		TOTAL DE MARCHANDISE
CORDE, TWINE, ROPE	GREQ	4			4	GREQ	CORDE, FIGELLE, CORDE
ORGANIC CHEMICALS NES	GER	11			11	ALL	PROD. CHIM. ORGAN. NDA

TABLE 1. CARGOES LOADED AT CANADIAN PORTS FOR FOREIGN COUNTRIES.

TABLIQAU 1. MARCHANDISES CHARGÉES DANS LES PORTS CANADIENS A DESTINATION DE PAYS ÉTRANGERS.

COUNTRY OF DESTINATION AND KIND OF CARGO	REGISTRY OF VESSEL	ATLANTIC ATLANTIQUE	GREAT LAKES GRANDS LACS	PACIFIC PACIFIQUE	TOTAL TOTAL	IMMATIC. OU NAVIRE	PAYS DE DESTINATION ET MARCHANDISE
BERMUDA	CONT.						BERMUDES SUITE
	GREEK	3			3	GRECQ	
	NORW	17			17	NORV	
COMMODITY TOTAL		31			31		TOTAL DE MARCHANDISE
EXPLOS., FUSES, CAPS	OTHER	25			25	AUTRE	EXPLOS., AMDRGES, DET.
FERTILIZERS NES	GER	16			16	ALL	ENGRAIS CHIMIQUE NDA
DYESTUFF, PIGMENT, PAINT	GER	7			7	ALL	MAT. COLOR. PIG. PEINTURE
CHEM. SPECIALTIES NES	GER	8			8	ALL	PROD. CHIM. SPECTAUX NDA
STRUCTURAL SHAPES	GER	115			115	ALL	PROFILES DE CONSTRUCT.
	GREEK	19			19	GRECQ	
COMMODITY TOTAL		134			134		TOTAL DE MARCHANDISE
PIPES, TUBES: IRON, STEEL	GER	250			250	ALL	TUYAUX, TUBES: FER, ACIER
	NORW	49			49	NORV	
COMMODITY TOTAL		299			299		TOTAL DE MARCHANDISE
WIRE	GER	47			47	ALL	FIL METALLIQUE
COPPER AND ALLOYS	GER	31			31	ALL	CUIVRE ET ALLIAGES
	NORW	25			25	NORV	
COMMODITY TOTAL		56			56		TOTAL DE MARCHANDISE
METAL FAB. BASIC PROD.	GER	102			102	ALL	OUVR. DE BASE EN METAL
BUILDING BRICK, CLAY	GER	18			18	ALL	BRIQ. A BATIR ARGILE
BRICKS, TILES NES	GER	55			55	ALL	BRQUES, TUILES NDA
GLASS BASIC PRODUCTS	GER	8			8	ALL	OUVR. DE BASE EN VERRE
	GREEK	10			10	GRECQ	
COMMODITY TOTAL		18			18		TOTAL DE MARCHANDISE
NON-MET. MIN. BASIC PROD	GER	4			4	ALL	PROD. MIN. NON-MET. BASE
MISC. FABRICATED PROD.	GER	38			38	ALL	OUVRAGES DIVERS
PASS. AUTOS AND CHASSIS	GER	10			10	ALL	VOITURES PART., CHASSIS
TRUCKS AND CHASSIS	GER	20			20	ALL	CAMIONS ET CHASSIS
MOTOR VEHICLE ENGINES	GER	18			18	ALL	MOTEURS DE VEH. AUTOM.
	GREEK	9			9	GRECQ	
COMMODITY TOTAL		27			27		TOTAL DE MARCHANDISE
EQUIPMENT MISC.	GER	90			90	ALL	MATERIEL DIVERS
	GREEK	24			24	GRECQ	
	NORW	65			65	NORV	
COMMODITY TOTAL		179			179		TOTAL DE MARCHANDISE
PERSONAL, HOUSEHOLD GOODS	GER	77			77	ALL	ART. PERS. ET MENAGERS
	NORW	167			167	NORV	
COMMODITY TOTAL		244			244		TOTAL DE MARCHANDISE
CONTAINERS, CLOSURES	GER	30			30	ALL	CONTENEURS, FERMETURES
MISC. END PRODUCTS NES	GER	153			153	ALL	PRODUITS FINIS DIV. NDA
	GREEK	24			24	GRECQ	
COMMODITY TOTAL		177			177		TOTAL DE MARCHANDISE
GENERAL CARGO	GER	172			172	ALL	MARCHANDISES DIVERSES
	GREEK	23			23	GRECQ	
COMMODITY TOTAL		195			195		TOTAL DE MARCHANDISE
CONTAINERIZED FREIGHT	GER	7,216			7,216	ALL	FRET CONTENEURISE
	NORW	1,986			1,986	NORV	
COMMODITY TOTAL		9,202			9,202		TOTAL DE MARCHANDISE
COUNTRY/REGION TOTAL		18,474*			18,474*		TOTAL DE PAYS/REGION
BR. HONDURAS							HONDURAS BR.
MEAT AND MEAT PREP. NES	OTHER	4			4	AUTRE	VIANDES ET PREP. NDA
FISH, FRESH OR FROZEN	OTHER	26			26	AUTRE	POISSON, FRAIS OU CONG.
FISH, CANNED	OTHER	71			71	AUTRE	POISSON EN BOITES
MILK POWDER	PANAM	10			10	PANAM	LAIT EN POUDRE
	OTHER	20			20	AUTRE	
COMMODITY TOTAL		30			30		TOTAL DE MARCHANDISE
MALT AND MALT FLOUR	U S A			134	134	E-U	MALT ET FARINE DE MALT
	OTHER			165	165	AUTRE	
COMMODITY TOTAL				299	299		TOTAL DE MARCHANDISE
WHEAT FLOUR	U K	47			47	R U	FARINE DE BLE
	OTHER	188			188	AUTRE	
COMMODITY TOTAL		235			235		TOTAL DE MARCHANDISE
VEGETABLE PREP. NES	OTHER	24			24	AUTRE	PREP. DE LEGUMES NDA
SUGAR, NES	OTHER	208			208	AUTRE	SUCRE, NDA
SPICES	OTHER	21			21	AUTRE	EPICES
MISC. FOOD PREP. NES	U K	14			14	R U	DIV. PREP. ALIM. NDA
	PANAM	4			4	PANAM	
	OTHER	71			71	AUTRE	
COMMODITY TOTAL		89			89		TOTAL DE MARCHANDISE
CONC. COMPLETE FEEDS	U K	2			2	R U	CONC., PROD. COMPLETES
RUBBER FAB. MATERIALS	OTHER	2			2	AUTRE	DEMI-PROD. CAOUTCHOUC
PULP	U K	1			1	R U	PATE
	DOTHER			71	71	AUTRE	
COMMODITY TOTAL		1		71	72		TOTAL DE MARCHANDISE
NEWSPRINT PAPER	PANAM	166			166	PANAM	PAPIER JOURNAL
	OTHER	371			371	AUTRE	
COMMODITY TOTAL		537			537		TOTAL DE MARCHANDISE
PAPER NES	U K	4			4	R U	PAPIER NDA
	PANAM	57			57	PANAM	
	OTHER	14		347	361	AUTRE	
COMMODITY TOTAL		75		347	422		TOTAL DE MARCHANDISE
PAPERBOARD	PANAM	3			3	PANAM	CARTON
TEXTILE FAB. MTL NES	PANAM	1			1	PANAM	OUVR. EN MAT. TEXT. NDA
	DOTHER	33			33	AUTRE	
COMMODITY TOTAL		34			34		TOTAL DE MARCHANDISE

TABLE 1. CARGUES LOADEES AT CANADIAN PORTS FOR FOREIGN COUNTRIES.

TABLEAU 1. MARCHANDISES CHARGEES DANS LES PORTS CANADIENS A DESTINATION DE PAYS ETRANGERS.

COUNTRY OF DESTINATION AND KIND OF CARGO	REGISTRY OF VESSEL	ATLANTIC ATLANTIQUE	GREAT LAKES GRANDS LACS	PACIFIC PACIFIQUE	TOTAL TOTAL	IMMATIC. DU NAVIRE	PAYS DE DESTINATION ET MARCHANDISE
BR. HONDURAS CONT.							
ORGANIC CHEMICALS NES	PANAM	59			59	PANAM	HONDURAS BR. SUITE
EXPLOS., FUSES, CAPS	OTHER	25			25	AUTRE	PROD.CHIM.ORGAN.NDA
AGRICULTURAL CHEMICALS	OTHER	3			3	AUTRE	EXPLOS.,AMORCES, DET.
CHEM.SPECIALTIES NES	PANAM	2			2	PANAM	PROD.CHIM.AGRICOLES
METAL FAB.BASIC PROD.	U K	1			1	R U	PROD.CHIM.SPECTAUX NDA
	PANAM	10			10	PANAM	OUVR.OE BASE EN METAL
COMMODITY TOTAL		11			11		TOTAL DE MARCHANDISE
MACHINERY NES	PANAM	1			1	PANAM	MACHINES NDA
	OTHER	1			1	AUTRE	
COMMODITY TOTAL		2			2		TOTAL DE MARCHANDISE
TRUCKS AND CHASSIS	PANAM	5			5	PANAM	CAMIONS ET CHASSIS
MOTOR VEHICLE ENGINES	PANAM	6			6	PANAM	MOTEURS DE VEH.AUTOM.
	OTHER	2			2	AUTRE	
COMMODITY TOTAL		8			8		TOTAL DE MARCHANDISE
RUBBER TIRES AND TUBES	OTHER	7			7	AUTRE	PNEUS, CHAMBRES A AIR
EQUIPMENT MISC.	PANAM	3			3	PANAM	MATERIEL DIVERS
	OTHER	3			3	AUTRE	
COMMODITY TOTAL		6			6		TOTAL DE MARCHANDISE
PERSONAL,HOUSEHOLD GOODS	U K	19			19	R U	ART.PERS.ET MENAGERS
	OTHER	24			24	AUTRE	
COMMODITY TOTAL		43			43		TOTAL DE MARCHANDISE
CONTAINERS,CLOSURES	OTHER	1			1	AUTRE	CONTENEURS,FERMETURES
MISC. END PRODUCTS NES	PANAM	31			31	PANAM	PRODUITS FINIS DIV.NDA
	OTHER	85			85	AUTRE	
COMMODITY TOTAL		116			116		TOTAL DE MARCHANDISE
GENERAL CARGO	OTHER	9			9	AUTRE	MARCHANDISES DIVERSES
COUNTRY/REGION TOTAL		1,659*	*	717*	2,376*		TOTAL DE PAYS/REGION
BARBADOS							
MEAT,FRESH OR FROZEN	GER	77			77	ALL	VIANDE,FRAICHE / CONG.
MEAT,CURED	GER	108	83		191	ALL	VIANDE FUMEE OU SALEE
	OTHER		91		91	AUTRE	
COMMODITY TOTAL		185	174		282		TOTAL DE MARCHANDISE
MEAT AND MEAT PREP.NES	GER	288	6		294	ALL	VIANDES ET PREP.NDA
	NORW	27			27	NORV	
COMMODITY TOTAL		315	6		321		TOTAL DE MARCHANDISE
FISH,FRESH OR FROZEN	GER	916			916	ALL	POISSON,FRAIS OU CONG.
	NORW	58			58	NORV	
COMMODITY TOTAL		974			974		TOTAL DE MARCHANDISE
CHEESE	NORW	1			1	NORV	FROMAGE
MILK POWDER	GER	46			46	ALL	LAIT EN POUORE
DAIRY PROD.EGGS,HONEY	GER	15			15	ALL	PROD.LAIT.,DEUFS,MIEL
OATS	GER	146	67		213	ALL	AVOINE
	OTHER		99		99	AUTRE	
COMMODITY TOTAL		146	166		312		TOTAL DE MARCHANDISE
CORN MEAL AND FLOUR	GER	214	140		354	ALL	SEMIOULE,FARINE DE MAIS
	OTHER		157		157	AUTRE	
COMMODITY TOTAL		214	297		511		TOTAL DE MARCHANDISE
MALT AND MALT FLOUR	GER	205	135		340	ALL	MALT ET FARINE DE MALT
	OTHER		135		135	AUTRE	
COMMODITY TOTAL		205	270		475		TOTAL DE MARCHANDISE
WHEAT FLOUR	GER	3,181	285		3,466	ALL	FARINE DE BLE
	NORW	256			256	NORV	
	OTHER		276		276	AUTRE	
COMMODITY TOTAL		3,437	561		3,998		TOTAL DE MARCHANDISE
CEREALS MILLED,NES	GER	108			108	ALL	CEREALES MOULUES,NDA
BAKERY PROD.INC.FROZEN	GER	6			6	ALL	PROD.BOUL.,PROD.CONG.
MACARONI,CEREAL PROD.	GER	259			259	ALL	PATES ALIM.PROD.CEREAL
	NORW	11			11	NORV	
COMMODITY TOTAL		270			270		TOTAL DE MARCHANDISE
APPLES	DENMK	655			655	DANMK	POMMES
	GER	47			47	ALL	
COMMODITY TOTAL		702			702		TOTAL DE MARCHANDISE
FRESH FRUITS,BERRIES	GER	18			18	ALL	FRUITS, BAIES FRAIS
	NORW	24			24	NORV	
COMMODITY TOTAL		42			42		TOTAL DE MARCHANDISE
FRUIT JUICES	DENMK	22			22	DANMK	JUS DE FRUIT
POTATOES	GER	38			38	ALL	POMMES DE TERRE
VEGETABLES, FRESH	DENMK	8			8	DANMK	LEGUMES, FRAIS
	GER	557			557	ALL	
	NORW	54			54	NORV	
COMMODITY TOTAL		619			619		TOTAL DE MARCHANDISE
VEGETABLES, FROZEN	GER	13			13	ALL	LEGUMES, CONGELES
VEGETABLES, DRIED	GER	68	20		88	ALL	LEGUMES, SECS
SUGAR, NES	GER	273			273	ALL	SUCRE, NDA
COCOA AND CHOCOLATE	GER	16			16	ALL	CACAO ET CHOCOLAT
SPICES	GER	14			14	ALL	EPICES
MISC.FOOD PREP.NES	GER	570	6		576	ALL	DIV.PREP.ALIM.NDA
	NORW	72			72	NORV	
	OTHER		50		50	AUTRE	
COMMODITY TOTAL		642	56		698		TOTAL DE MARCHANDISE
GROUND CEREALS NES	GER	10	30		40	ALL	CEREALES MOULUES NDA
FEEDS,VEGETABLE ORIGIN	GER	99			99	ALL	PROD.OrigINE VEGETALE
CONC.COMPLET FEEDS	GER	14			14	ALL	CONC.L.PREV.COMPLETES

TABLE 1. CARGOES LOADED AT CANADIAN PORTS FOR FOREIGN COUNTRIES.

TABLEAU 1. MARCHANDISES CHARGÉES DANS LES PORTS CANADIENS A DESTINATION DE PAYS ÉTRANGERS.

COUNTRY OF DESTINATION AND KIND OF CARGO	REGISTRY OF VESSEL	ATLANTIC ATLANTIQUE	GREAT LAKES GRANDS LACS	PACIFIC PACIFIQUE	TOTAL TOTAL	IMMATIC. DU NAVIRE	PAYS DE DESTINATION ET MARCHANDISE
BARBADOS							BARBADOS
CONT. NON-ALCOHOLIC BEVERAGE	GER	45			45	ALL	SUITE BOISSONS NON-ALCOOLIQ.
	OTHER		11		11	AUTRE	
COMMODITY TOTAL		45	11		56		TOTAL DE MARCHANDISE
DIST. ALCOHOLIC BEV.	GER	18			18	ALL	BOISS. ALCOOL. DIST.
CRUDE WOOD MTL. NES	DENMK	40			40	DANMK	MATIERES BOIS BRUT NDA
COTTON, TEXTILE WASTE	GER			71	71	ALL	DECHETS DE COTON, TEXT.
	OTHER			86	86	AUTRE	
COMMODITY TOTAL			157		157		TOTAL DE MARCHANDISE
RUBBER FAB. MATERIALS	GER	5			5	ALL	DEMI-PROD. CAOUTCHOUC
LUMBER AND TIMBER	GER	1,815			1,815	ALL	BOIS OEUVRE ET CHARP.
	NORW	360			360	NORV	
COMMODITY TOTAL		2,175			2,175		TOTAL DE MARCHANDISE
SHINGLES AND SHAKES	NORW	75			75	NORV	BARDEAUX, BARD. FACADE
	OTHER	23			23	AUTRE	
COMMODITY TOTAL		98			98		TOTAL DE MARCHANDISE
VENEER, PLYWOOD	GER	75			75	ALL	PLACAGES, CONTRE-PLAQ.
WOOD FAB. MATERIALS	GER	403			403	ALL	DEMI-PRODUITS EN BOIS
NEWSPRINT PAPER	GER	665			665	ALL	PAPIER JOURNAL
	NORW	117			117	NORV	
COMMODITY TOTAL		782			782		TOTAL DE MARCHANDISE
PAPER NES	GER	642			642	ALL	PAPIER NDA
	OTHER		15		15	AUTRE	
COMMODITY TOTAL		642	15		657		TOTAL DE MARCHANDISE
BLDG. PAPER AND BOARD	GER	465			465	ALL	PLAQ. CONSTR., PAP/CART.
	OTHER	17			17	AUTRE	
COMMODITY TOTAL		482			482		TOTAL DE MARCHANDISE
TEXTILE FAB. MTL NES	GER	69			69	ALL	OUVR. EN MAT. TEXT. NDA
INORGANIC CHEMS. NES	GER	12			12	ALL	PROD. CHIM. INORG. NDA
ORGANIC CHEMICALS NES	GER	85			85	ALL	PROD. CHIM. ORGAN. NDA
	NORW	6			6	NORV	
COMMODITY TOTAL		91			91		TOTAL DE MARCHANDISE
EXPLDS., FUSES, CAPS	OTHER	41			41	AUTRE	EXPLDS., AMORCES, DET.
PLASTIC MATERIALS	GER	13			13	ALL	MATIERES PLASTIQUES
WYESTUFF, PIGMENT, PAINT	GER	46			46	ALL	MAT. COLOR. PIC. PEINTURE
CHEM. SPECIALTIES NES	GER	18			18	ALL	PROD. CHIM. SPECIAUX NDA
LUBRICATING OIL, GREASE	GER	7			7	ALL	HUILE, GRAISSE LUBRIF.
PETROL, COAL PROD. NES	GER	4			4	ALL	DERIVE PETR. CHARB. NDA
BAR. AND RODS, STEEL	OTHER		100		100	AUTRE	BARRES ET TIGES ACIER
STRUCTURAL SHAPES	GER	100			100	ALL	PROFILES DE CONSTRUCT.
	NORW	154			154	NORV	
	OTHER		105		105	AUTRE	
COMMODITY TOTAL		254	105		359		TOTAL DE MARCHANDISE
PIPES, TUBES: IRON, STEEL	GER	3,084			3,084	ALL	TUYAUX, TUBES: FER, ACIER
WIRE	NORW	46			46	NORV	FIL METALLIQUE
ALUMINUM	GER	8		20	28	ALL	ALUMINIUM
	OTHER			35	35	AUTRE	
COMMODITY TOTAL		8		55	63		TOTAL DE MARCHANDISE
METAL FAB. BASIC PROD.	GER	828		125	953	ALL	OUVR. DE BASE EN METAL
	OTHER			98	98	AUTRE	
COMMODITY TOTAL		828		223	1,051		TOTAL DE MARCHANDISE
NON-MET. MIN. BASIC PROD	GER	13			13	ALL	PROD. MIN. NON-MET. BASE
MACHINERY NES	GER	71			71	ALL	MACHINES NDA
PASS. AUTOS AND CHASSIS	GER	5			5	ALL	VOITURES PART., CHASSIS
	NORW	1			1	NORV	
	OTHER		3		3	AUTRE	
COMMODITY TOTAL		6	3		9		TOTAL DE MARCHANDISE
ROAD MOTOR VEH. NES	NORW	1			1	NORV	VEH. AUTOM. ROUTIERS NDA
EQUIPMENT MISC.	GER	403		4	407	ALL	MATERIEL DIVERS
	OTHER	14			14	AUTRE	
COMMODITY TOTAL		417		4	421		TOTAL DE MARCHANDISE
PERSONAL, HOUSEHOLD GOODS	GER	79			79	ALL	ART. PERS. ET MENAGERS
	OTHER			16	16	AUTRE	
COMMODITY TOTAL		79		16	95		TOTAL DE MARCHANDISE
CONTAINERS, CLOSURES	GER	18		6	24	ALL	CONTENEURS, FERMETURES
	OTHER			14	14	AUTRE	
COMMODITY TOTAL		18		20	38		TOTAL DE MARCHANDISE
MISC. END PRODUCTS NES	GER	95			95	ALL	PRODUITS FINIS DIV. NDA
GENERAL CARGO	GER	62			62	ALL	MARCHANDISES DIVERSES
	NORW	4			4	NORV	
COMMODITY TOTAL		66			66		TOTAL DE MARCHANDISE
CONTAINERIZED FREIGHT	GER	6,582			6,582	ALL	FRET CONTENEUSE
	NORW	3,501			3,501	NORV	
COMMODITY TOTAL		10,083			10,083		TOTAL DE MARCHANDISE
COUNTRY/REGION TOTAL		28,629*	2,289*	*	30,918*		TOTAL DE PAYS/REGION
JAMAICA							JAMAIQUE
MEAT, FRESH OR FROZEN	GER	9			9	ALL	VIANDE, FRAICHE / CONG.
	NORW	18			18	NORV	
COMMODITY TOTAL		27			27		TOTAL DE MARCHANDISE
MEAT, CURED	U.K.	18			18	R U	VIANDE FUMEE OU SALEE
	GER	66			66	ALL	
	NORW	16			16	NORV	
	PANAM	15			15	PANAM	
	OTHER		35		35	AUTRE	
COMMODITY TOTAL		115	35		150		TOTAL DE MARCHANDISE

TABLE 1. CARGES LOADED AT CANADIAN PORTS FOR FOREIGN COUNTRIES.

TABLEAU 1. MARCHANDISES CHARGÉES DANS LES PORTS CANADIENS A DESTINATION DE PAYS ÉTRANGERS.

COUNTRY OF DESTINATION AND KIND OF CARGO	REGISTRY OF VESSEL	ATLANTIC ATLANTIQUE	GREAT LAKES GRANDS LACS	PACIFIC PACIFIQUE	TOTAL TOTAL	IMMATIC. DU NAVIRE	PAYS DE DESTINATION ET MARCHANDISE
JAMAICA CONT. MEAT AND MEAT PREP. NES	GER OTHER	141			141	ALL AUTRE	JAMAIQUE SUITE VIANDES ET PREP. NDA
COMMODITY TOTAL		141			141		
FISH, FRESH OR FROZEN	U K GER NORW	28 2,308 34	55 55		28 2,308 34	R U ALL NORV	TOTAL DE MARCHANDISE POISSON, FRAIS DU CONG.
COMMODITY TOTAL		2,370			2,370		
FISH, SALTED OR CURED	U K GER OTHER	168 27 23			168 27 23	R U ALL AUTRE	TOTAL DE MARCHANDISE POISSON, SALE OU FUME
COMMODITY TOTAL		218			218		
FISH, CANNED	U K GER OTHER	417 398 1,940			417 398 1,940	R U ALL AUTRE	TOTAL DE MARCHANDISE POISSON EN BOITES
COMMODITY TOTAL		2,755			2,755		
MILK POWDER	GER NORW PANAM	98 116 24			98 116 24	ALL NORV PANAM	TOTAL DE MARCHANDISE LAIT EN POWDRE
COMMODITY TOTAL		238			238		
DAIRY PROD. EGGS, HONEY	GER	7			7	ALL	TOTAL DE MARCHANDISE PROD. LAIT, OEUFS, MIEL
WHEAT	GER NORW		122 20		122 20	ALL NORV	BLE
COMMODITY TOTAL		20			20		
CORN MEAL AND FLOUR	NORW PANAM	104 38	122		104 38 122	NORV PANAM	TOTAL DE MARCHANDISE SEMOULE, FARINE DE MAIS
COMMODITY TOTAL		142			142		
MALT AND MALT FLOUR	GER NORW OTHER	2,599 848	1,229		3,828 848 945	ALL NORV AUTRE	TOTAL DE MARCHANDISE MALT ET FARINE DE MALT
COMMODITY TOTAL		3,447			5,621		
WHEAT FLOUR	U K GER NORW	126 1,142 180			126 1,142 180	R U ALL NORV	TOTAL DE MARCHANDISE FARINE DE BLE
COMMODITY TOTAL		1,448			1,448		
CEREALS MILLED, NES	GER	30			30	ALL	TOTAL DE MARCHANDISE CEREALES MOULUES, NDA
MACARONI, CEREAL PROD.	GER	252			252	ALL	PATES ALIM. PROD. CEREAL
APPLES	GER NORW OTHER	1,029 54 66			1,029 54 66	ALL NORV AUTRE	POMMES
COMMODITY TOTAL		1,149			1,149		
FRUITS, PREP. CANNED	GER NORW	4 5			4 5	ALL NORV	TOTAL DE MARCHANDISE FRUITS PREP. EN BOLTE
COMMODITY TOTAL		9			9		
POTATOES	U K GER	588 2,084			588 2,084	R U ALL	TOTAL DE MARCHANDISE POMMES DE TERRE
COMMODITY TOTAL		2,672			2,672		
VEGETABLES, FRESH	GER NORW OTHER	123 30	750 750		123 30 750 750	ALL NORV AUTRE	TOTAL DE MARCHANDISE LEGUMES, FRAIS
COMMODITY TOTAL		153			903		
SUGAR, NES	GER PANAM	40 151			40 151	ALL PANAM	TOTAL DE MARCHANDISE SUCRE, NDA
COMMODITY TOTAL		191			191		
SPICES	GER	28			28	ALL	TOTAL DE MARCHANDISE EPICES
MISC. FOOD PREP. NES	GER NORW PANAM	50 76 7			50 76 7	ALL NORV PANAM	DIV. PREP. ALIM. NDA
COMMODITY TOTAL		133			133		
BRAN, SHORTS, MIDOLINGS	OTHER		30		30	AUTRE	TOTAL DE MARCHANDISE SON, ISSUES DE CEREALES
GROUND CEREALS NES	OTHER		40		40	AUTRE	CEREALES MOULUES NDA
FEEDS, VEGETABLE ORIGIN	GER		40		40	ALL	PROD. ORIGINE VEGETALE
DIST. ALCOHOLIC BEV.	GER	23			23	ALL	BOISS. ALCOOL. DIST.
CRUDE VEG. PROD. NES	GER	3			3	ALL	PR. BRUTS ORIG. VEG. NDA
ASBESTOS	U K GER NORW	50 341 574			50 341 574	R U ALL NORV	AMIANTE
COMMODITY TOTAL		965			965		
SALT	GER	46			46	ALL	TOTAL DE MARCHANDISE SEL
LEATHER	GER	8			8	ALL	CUIR
LUMBER AND TIMBER	GER NORW PANAM	340 700 15			340 700 15	ALL NORV PANAM	BOIS D'OEUVRE ET CHARP.
COMMODITY TOTAL		1,055			1,055		
RAILWAY TIES	GER	23			23	ALL	TOTAL DE MARCHANDISE TRAVERSES DE CH. FER
SHINGLES AND SHAKES	GER NORW	356 174			356 174	ALL NORV	BARDEAUX, BARD, FACADE
COMMODITY TOTAL		530			530		
VENEER, PLYWOOD	DENMK GER NORW	22 22			27 70 22	DANMK ALL NORV	TOTAL DE MARCHANDISE PLACAGES, CONTRE-PLAQ.
COMMODITY TOTAL		22			22		
WOOD FAB. MATERIALS	GER NORW	1 152		97	1 152 153	ALL NORV	TOTAL DE MARCHANDISE DEMI-PRODUITS EN BOIS
COMMODITY TOTAL		153			153		
PULP	DENMK OTHER	530 310			530 310	DANMK AUTRE	TOTAL DE MARCHANDISE PATE
COMMODITY TOTAL		840			840		

TABLE 1. CARGOES LOADED AT CANADIAN PORTS FOR FOREIGN COUNTRIES.

TABLÉAU 1. MARCHANDISES CHARGÉES DANS LES PORTS CANADIENS A DESTINATION DE PAYS ÉTRANGERS.

COUNTRY OF DESTINATION AND KIND OF CARGO	REGISTRY OF VESSEL	ATLANTIC	GREAT LAKES	PACIFIC	TOTAL	IMMATIC. DU NAVIRE	PAYS DE DESTINATION ET MARCHANDISE
		ATLANTIQUE	GRANDS LACS	PACIFIQUE	TOTAL		
JAMAICA CONT.							
NEWSPRINT PAPER	U K	426			426	R U	JAMAÏQUE
	DENMK	695			695	DANMK	PAPIER JOURNAL
	GER	5,430			5,430	ALL	
	NDRW	659			659	NDRV	
	PANAM	520			520	PANAM	
	CAN	1,433			1,433	CAN	
	OTHER	2,572			2,572	AUTRE	
COMMODITY TOTAL		11,735			11,735		TOTAL DE MARCHANDISE
PAPER NES	GER	618	1		619	ALL	PAPIER NOA
	NDRW	266			266	NDRV	
	PANAM	50			50	PANAM	
COMMODITY TOTAL		934	1		935		TOTAL DE MARCHANDISE
PAPERBOARD	U K	56			56	R U	CARTON
	GER	457			457	ALL	
COMMODITY TOTAL		513			513		TOTAL DE MARCHANDISE
BLOG.PAPER AND BOARD	U K	125			125	R U	PLAQ.CONSTR.,PAP/CART.
	GER	231			231	ALL	
	NDRW	36			36	NDRV	
COMMODITY TOTAL		392			392		TOTAL DE MARCHANDISE
TEXTILE FAB.MTL NES	U K	40			40	R U	OUVR.EN MAT.TEXT.NOA
	GER	59			59	ALL	
	NDRW	109			109	NDRV	
COMMODITY TOTAL		208			208		TOTAL DE MARCHANDISE
ANIMAL OILS,EXC.MARINE	GER	20			20	ALL	HUIL.ANIM.SAUF AN.MAR.
METALLIC SALTS	GER	118			118	ALL	SELS METALLIQUES
INDRGANIC CHEMS. NES	U K	4			4	R U	PROD.CHIM.INDRG.NDA
	GER	191			191	ALL	
	PANAM	60			60	PANAM	
COMMODITY TOTAL		255			255		TOTAL DE MARCHANDISE
ORGANIC CHEMICALS NES	U K	14			14	R U	PROD.CHIM.ORGAN.NOA
	GER	322	25		347	ALL	
	NDRW	316			316	NDRV	
	OTHER		46		46	AUTRE	
COMMODITY TOTAL		652	71		723		TOTAL DE MARCHANDISE
EXPLOS., FUSES, CAPS	NETH	38			38	P.BAS	EXPLOS.,AMORCES, DET.
	OTHER	21			21	AUTRE	
COMMODITY TOTAL		59			59		TOTAL DE MARCHANDISE
AGRICULTURAL CHEMICALS	GER	7			7	ALL	PROD.CHIM.AGRICOLÉS
PLASTIC MATERIALS	GER	49			49	ALL	MATIERES PLASTIQUES
DYESTUFF,PIGMENT,PAINT	U K	5			5	R U	MAT.COLOR.PIG.PEINTURE
	GER	124			124	ALL	
	NDRW	61			61	NDRV	
	OTHER		132		132	AUTRE	
COMMODITY TOTAL		190	132		322		TOTAL DE MARCHANDISE
CHEM.SPECIALTIES NES	GER	6	4		10	ALL	PROD.CHIM.SPECIALAUX NDA
	OTHER		11		11	AUTRE	
COMMODITY TOTAL		6	15		21		TOTAL DE MARCHANDISE
ASPHALTS,ROAD OILS	GER	6			6	ALL	ASPHALTE,BITUME LIQD.
PETROL,COAL PROD.NES	OTHER	10			10	AUTRE	DERIVE PETR.CHARB.NDA
FERRO-ALLOYS	GER	71	80		151	ALL	FERRO-ALLIAGES
BARS AND RODS,STEEL	GER	334			334	ALL	BARRES ET TIGES ACIER
	NDRW	121			121	NDRV	
COMMODITY TOTAL		455			455		TOTAL DE MARCHANDISE
PLATE & SHEET STEEL	U K	158			158	R U	TOLES,FEUILLES D'ACIER
	GER		1,704		1,704	ALL	
	NDRW	89			89	NDRV	
	OTHER		1,166		1,166	AUTRE	
COMMODITY TOTAL		247	2,870		3,117		TOTAL DE MARCHANDISE
STRUCTURAL SHAPES	GER	181			181	ALL	PROFILES DE CONSTRUCT.
	NDRW	117			117	NDRV	
COMMODITY TOTAL		298			298		TOTAL DE MARCHANDISE
RAILS & TRACK MATERIAL	GER	17			17	ALL	RAILS,MAT.VOIE FERREE
PIPES,TUBES:IRON,STEEL	U K	42			42	R U	TUYAUX,TUBES:FER,ACIER
	GER	778			778	ALL	
	NDRW	65			65	NDRV	
	PANAM	40			40	PANAM	
COMMODITY TOTAL		925			925		TOTAL DE MARCHANDISE
WIRE	GER	11			11	ALL	FIL METALLIQUE
ALUMINIUM	U K	220			220	R U	ALUMINIUM
	GER	644			644	ALL	
	NDRW	502			502	NDRV	
COMMODITY TOTAL		1,366			1,366		TOTAL DE MARCHANDISE
COPPER AND ALLOYS	U K	4			4	R U	CUIVRE ET ALLIAGES
	GER	12			12	ALL	
	NDRW	80			80	NDRV	
COMMODITY TOTAL		96			96		TOTAL DE MARCHANDISE
ZINC AND ALLOYS	GER	171			171	ALL	ZINC ET ALLIAGES
	NDRW	16			16	NDRV	
COMMODITY TOTAL		187			187		TOTAL DE MARCHANDISE
METAL FAB.BASIC PROD.	GER	84			84	ALL	OUVR.DE BASE EN METAL
	NDRW	34			34	NDRV	
	PANAM	15			15	PANAM	
COMMODITY TOTAL		133			133		TOTAL DE MARCHANDISE
MISC.FABRICATED PROD.	GER	15			15	ALL	OUVRAGES DIVERS
MACHINERY NES	GER	57	2		59	ALL	MACHINES NDA
	NDRW	12			12	NDRV	

TABLE 1. CARGOES LOADED AT CANADIAN PORTS FOR FOREIGN COUNTRIES.

TABLEAU 1. MARCHANDISES CHARGÉES DANS LES PORTS CANADIENS A DESTINATION DE PAYS ÉTRANGERS.

COUNTRY OF DESTINATION AND KIND OF CARGO	REGISTRY OF VESSEL	ATLANTIC ATLANTIQUE	GREAT LAKES GRANDS LACS	PACIFIC PACIFIQUE	TOTAL TOTAL	IMMATIC. DU NAVIRE	PAYS DE DESTINATION ET MARCHANDISE
JAMAICA CONT.							JAMAIQUE SUITE
COMMODITY TOTAL	OTHER	69	141		141	AUTRE	
RAILWAY ROLLING STOCK	NORW	41	143		212		TOTAL DE MARCHANDISE
PASS. AUTOS AND CHASSIS	U K	2			41	NORW	MAT. ROUL. DE CH. DE FER
	GER	22	3		2	R U	VOITURES PART., CHASSIS
	NORW	9			25	ALL	
	OTHER		4		9	NORW	
COMMODITY TOTAL		33	7		4	AUTRE	TOTAL DE MARCHANDISE
TRUCKS AND CHASSIS	U K	18			40		CAMIONS ET CHASSIS
MOTOR VEHICLE ENGINES	U K	4			18	R U	MOTEURS DE VEH. AUTOM.
	GER	75	2		4	R U	
	NORW	10			77	ALL	
COMMODITY TOTAL		89	2		10	NORW	TOTAL DE MARCHANDISE
RUBBER TIRES AND TUBES	GER	10			91		PNEUS, CHAMBRES A AIR
	NORW	94			10	ALL	
	PANAM	3			94	NORW	
COMMODITY TOTAL		107			3	PANAM	TOTAL DE MARCHANDISE
EQUIPMENT MISC.	U K	1			107		MATERIEL DIVERS
	GER	90	23		1	R U	
	PANAM	16			113	ALL	
	OTHER	512			16	PANAM	
COMMODITY TOTAL		619	23		512	AUTRE	TOTAL DE MARCHANDISE
PERSONAL, HOUSEHOLD GOODS	GER	65			642		ART. PERS. ET MENAGERS
	NORW	48		1	65	ALL	
	OTHER		1		49	NORW	
COMMODITY TOTAL		113	1	1	1	AUTRE	TOTAL DE MARCHANDISE
FIREARMS, AMMUNITION	GER	10			115		ARMES A FEU, MUNITIONS
	OTHER	4			10	ALL	
COMMODITY TOTAL		14			4	AUTRE	TOTAL DE MARCHANDISE
CONTAINERS, CLOSURES	GER	76	6		14		CONTENEURS, FERMETURES
	NORW	75			82	ALL	
	OTHER		9		75	NORW	
COMMODITY TOTAL		151	15		9	AUTRE	TOTAL DE MARCHANDISE
MISC. END PRODUCTS NES	U K	1			166		PRODUITS FINIS DIVERS
	GER	168	3		1	R U	
	NORW	37			171	ALL	
	OTHER	49	7		37	NORW	
COMMODITY TOTAL		255	10		56	AUTRE	TOTAL DE MARCHANDISE
GENERAL CARGO	GER	122			265		MARCHANDISES DIVERSES
	NORW	9			122	ALL	
	PANAM	2			9	NORW	
	OTHER		18		2	PANAM	
COMMODITY TOTAL		133	18		18	AUTRE	TOTAL DE MARCHANDISE
CONTAINERIZED FREIGHT	DENMK	302			151		FRET CONTENEURISE
	GER	1,201			302	DANMK	
	NORW	6,341			1,201	ALL	
	U S A			36	6,341	NORW	
	OTHER	2,356			36	E-U	
COMMODITY TOTAL		10,200		36	2,356	AUTRE	TOTAL DE MARCHANDISE
COUNTRY/REGION TOTAL		50,030*	6,634*	134*	10,236		TOTAL DE PAYS/REGION
LEEW-WIND IS.							I. LEEW-WIND.
MEAT, FRESH OR FROZEN	U K	3			3	R U	VIANDE, FRAICHE / CONG.
	GER	75			75	ALL	
COMMODITY TOTAL		78			78		TOTAL DE MARCHANDISE
MEAT, CURED	U K	12			12	R U	VIANDE FUMEE OU SALEE
	GER	258			258	ALL	
COMMODITY TOTAL		270			270		TOTAL DE MARCHANDISE
MEAT AND MEAT PREP. NES	GER	140			140	ALL	VIANDES ET PREP. NDA
FISH, FRESH OR FROZEN	U K	561			561	R U	POISSON, FRAIS OU CONG.
	GER	1,207			1,207	ALL	
	CAN	168			168	CAN	
COMMODITY TOTAL		1,936			1,936		TOTAL DE MARCHANDISE
FISH, SALTED OR CURED	U K	12			12	R U	POISSON, SALE OU FUME
FISH, CANNED	U K	20			20	R U	POISSON EN BOITES
MILK POWDER	U K	167			167	R U	LAIT EN POUORE
	GER	314			314	ALL	
COMMODITY TOTAL		481			481		TOTAL DE MARCHANDISE
DAIRY PROD. EGGS, HONEY	GER	12			12	ALL	PROD. LAIT., OEUF, MIEL
OATS	GER	48			48	ALL	AVOINE
CEREALS UNMILLED, NES	U K	14			14	R U	CEREALES NON MOUL., NDA
	GER	5			5	ALL	
COMMODITY TOTAL		19			19		TOTAL DE MARCHANDISE
CORN MEAL AND FLOUR	U K	19			19	R U	SEMIOULE, FARINE DE MAIS
	GER	514			514	ALL	
COMMODITY TOTAL		533			533		TOTAL DE MARCHANDISE
WHEAT FLOUR	U K	3,242			3,242	R U	FARINE DE BLE
	GER	12,082			12,082	ALL	
COMMODITY TOTAL		15,324			15,324		TOTAL DE MARCHANDISE
CEREALS MILLED, NES	GER	13			13	ALL	CEREALES MOULUES, NDA
BAKERY PROD. INC. FROZEN	GER	2			2	ALL	PROD. BOUL., PROD. CONG.
MACARONI, CEREAL PROD.	GER	98			98	ALL	PATES ALIM. PROD. CEREAL
FRESH FRUITS, BERRIES	U K	4			4	R U	FRUITS, BAIES FRAIS
FRUIT JUICES	GER	19			19	ALL	JUS DE FRUIT

TABLE 1. CARGOES LOADED AT CANADIAN PORTS FOR FOREIGN COUNTRIES.

TABLÉAU 1. MARCHANDISES CHARGÉES DANS LES PORTS CANADIENS A DESTINATION DE PAYS ÉTRANGERS.

COUNTRY OF DESTINATION AND KIND OF CARGO	REGISTRY OF VESSEL	ATLANTIC ATLANTIQUE	GREAT LAKES GRANDS LACS	PACIFIC PACIFIQUE	TOTAL TOTAL	IMMATIC. DU NAVIRE	PAYS DE DESTINATION ET MARCHANDISE
LEEW-WIND IS. CONT.							I. LEEW-WIND. SUITE
FRUITS, PREP. CANNED	GER	4			4	ALL	FRUITS PREP. EN BOITE
POTATOES	U K	16			16	R U	POMMES DE TERRE
VEGETABLES, FRESH	U K	151			151	R U	LEGUMES, FRAIS
COMMODITY TOTAL	GER	171			171	ALL	
VEGETABLES, FROZEN	U K	4			4	R U	TOTAL DE MARCHANDISE
VEGETABLES, DRIED	U K	8			8	R U	LEGUMES, CONGÉLÉS
COMMODITY TOTAL	GER	10			10	ALL	LEGUMES, SECS
VEGETABLE PREP.NES	GER	60			60	ALL	TOTAL DE MARCHANDISE
SUGAR, NES	U K	146			146	R U	PREP. DE LEGUMES NDA
COMMODITY TOTAL	GER	3,594			3,594	ALL	SUCRE, NDA
SYRUP	GER	17			17	ALL	TOTAL DE MARCHANDISE
SUGAR PREPARATIONS	GER	4			4	ALL	SIROP
SPICES	GER	23			23	ALL	PREP. A BASE DE SUCRE
MISC.FOOD PREP.NES	U K	62			62	R U	ÉPICES
COMMODITY TOTAL	GER	790			790	ALL	DIV.PREP.ALIM.NDA
GROUND CEREALS NES	U K	852			852	R U	TOTAL DE MARCHANDISE
COMMODITY TOTAL	GER	96			96	R U	CÉRÉALES MOULUES NDA
OIL SEED MEAL, CAKE NES	GER	116			116	ALL	
FEEDS OF ANIMAL ORIGIN	GER	212			212	ALL	TOTAL DE MARCHANDISE
CONC.COMPLETE FEEDS	GER	8			8	ALL	FAR. TOURT. OLEAG.NDA
NON-ALCOHOLIC BEVERAGE	U K	8			8	ALL	PROV.OORIGINE ANIMALE
COMMODITY TOTAL	GER	19			19	R U	CONC.,PROV.COMPLETES
ALE, BEER, STOUT, PORTER	U K	27			27	ALL	BOISSONS NON-ALCOOLIQ.
COMMODITY TOTAL	GER	6			6	R U	TOTAL DE MARCHANDISE
DIST.ALCOHOLIC BEV.	GER	7			7	ALL	ALE, BIÈRE, STOUT, PORTER
ASBESTOS	U K	13			13	R U	TOTAL DE MARCHANDISE
COMMODITY TOTAL	GER	17			17	ALL	BOISS. ALCOOL. DIST.
PHOSPHATE ROCK	U K	106			106	R U	AMIANTE
SALT	GER	8			8	ALL	TOTAL DE MARCHANDISE
LUMBER AND TIMBER	U K	114			114	R U	ROCHE PHOSPHATÉE
COMMODITY TOTAL	GER	8			8	ALL	SEL
SHINGLES AND SHAKES	U K	130			130	R U	BOIS D'OEUVRE ET CHARP.
VENEER, PLYWOOD	U K	121			121	R U	TOTAL DE MARCHANDISE
WOOD FAB.MATERIALS	GER	1,926			1,926	ALL	BARREAUX, BARD. FACADE
NEWSPRINT PAPER	U K	2,047			2,047	R U	TOTAL DE MARCHANDISE
PAPER NES	GER	3			3	ALL	PLACAGES, CONTRE-PLAQ.
COMMODITY TOTAL	GER	57			57	ALL	TOTAL DE MARCHANDISE
BLOC. PAPER AND BOARD	U K	60			60	R U	DEMI-PRODUITS EN BOIS
COMMODITY TOTAL	GER	10			10	R U	PAPIER JOURNAL
TEXTILE FAB.MTL NES	GER	51			51	ALL	PAPIER NDA
ANIMAL OILS, EXC. MARINE	GER	61			61	ALL	TOTAL DE MARCHANDISE
METALLIC SALTS	GER	68			68	ALL	PLAQ. CONSTR. P. PAP/CART.
INORGANIC CHEMS. NES	GER	507			507	ALL	TOTAL DE MARCHANDISE
ORGANIC CHEMICALS NES	U K	38			38	R U	OUVR. EN MAT. TEXT. NDA
COMMODITY TOTAL	GER	403			403	ALL	HUIL. ANIM. SAUF AN. MAR.
EXPLOS., FUSES, CAPS	OTHER	441			441	ALL	SELS METALLIQUES
PLASTIC MATERIALS	GER	126			126	R U	PROD. CHIM. INORG. NDA
DYESTUFF, PIGMENT, PAINT	U K	343			343	R U	PROD. CHIM. ORGAN. NDA
COMMODITY TOTAL	GER	469			469	ALL	TOTAL DE MARCHANDISE
ASPHALTS, ROAD OILS	GER	222			222	ALL	EXPLOS., AMORCES, DET.
BARS AND RODS, STEEL	GER	8			8	ALL	MATIÈRES PLASTIQUES
PLATE & SHEET STEEL	GER	69			69	R U	MAT. COLOR. PIG. PEINTURE
STRUCTURAL SHAPES	U K	43			43	ALL	TOTAL DE MARCHANDISE
COMMODITY TOTAL	GER	12			12	R U	ASPHALTE, BITUME LIQD.
PIPES, TUBES: IRON, STEEL	U K	61			61	ALL	BARRES ET TIGES ACIER
METAL FAB. BASIC PRD.	GER	73			73	ALL	TOLES, FEUILLES D'ACIER
COMMODITY TOTAL	GER	22			22	ALL	PROFILES DE CONSTRUCT.
BRICKS, TILES NES	U K	15			15	R U	TOTAL DE MARCHANDISE
NON-MET. MIN. BASIC PRDD	GER	11			11	ALL	TUYAUX, TUBES: FER, ACIER
MACHINERY NES	U K	103			103	ALL	TOTAL DE MARCHANDISE
COMMODITY TOTAL	GER	114			114	ALL	OUVR. DE BASE EN METAL
PASS. AUTOS AND CHASSIS	U K	10			10	R U	TOTAL DE MARCHANDISE
COMMODITY TOTAL	GER	24			24	ALL	BRIQUES, TUILES NDA
COMMODITY TOTAL	GER	1,108			1,108	R U	PROD. MIN. NON-MET. BASE
COMMODITY TOTAL	GER	477			477	ALL	MACHINES NDA
COMMODITY TOTAL	GER	1,585			1,585	ALL	TOTAL DE MARCHANDISE
COMMODITY TOTAL	GER	97			97	R U	VOITURES PART., CHASSIS
COMMODITY TOTAL	GER	915			915	ALL	TOTAL DE MARCHANDISE
COMMODITY TOTAL	GER	1,012			1,012	ALL	
COMMODITY TOTAL	GER	11			11	R U	
COMMODITY TOTAL	GER	2			2	ALL	
COMMODITY TOTAL	U K	4			4	R U	
COMMODITY TOTAL	GER	74			74	ALL	
COMMODITY TOTAL	GER	78			78	ALL	
COMMODITY TOTAL	U K	2			2	R U	
COMMODITY TOTAL	GER	3			3	ALL	
COMMODITY TOTAL	GER	5			5	ALL	

TABLE 1. CARGOES LOADED AT CANADIAN PORTS FOR FOREIGN COUNTRIES.

TABLEAU 1. MARCHANDISES CHARGÉES DANS LES PORTS CANADIENS A DESTINATION DE PAYS ÉTRANGERS.

COUNTRY OF DESTINATION AND KIND OF CARGO	REGISTRY OF VESSEL	ATLANTIC ATLANTIQUE	GREAT LAKES GRANDS LACS	PACIFIC PACIFIQUE	TOTAL TOTAL	IMMATIC. DU NAVIRE	PAYS DE DESTINATION ET MARCHANDISE
LEEW-WIND IS. CONT.							I. LEEW-WIND. SUITE
TRUCKS AND CHASSIS	U K	16			16	R U	CAMIONS ET CHASSIS
MOTOR VEHICLE ENGINES	GER	4			4	ALL	MOTEURS DE VEH.AUTOM.
ROAD MOTOR VEH. NES	GER	6			6	ALL	VEH.AUTOM.ROUTIERS NDA
SHIPS, AIRCRAFT, MIS. VEH	GER	93			93	ALL	NAVIRES, AVIONS, VEH. DIV
RUBBER TIRES AND TUBES	U K	3			3	R U	PNEUS, CHAMBRES A AIR
	GER	10			10	ALL	
COMMODITY TOTAL		13			13		TOTAL DE MARCHANDISE
EQUIPMENT MISC.	U K	96			96	R U	MATERIEL DIVERS
	GER	110			110	ALL	
COMMODITY TOTAL		206			206		TOTAL DE MARCHANDISE
PERSONAL, HOUSEHOLD GOODS	GER	65			65	ALL	ART. PERS. ET MENAGERS
CONTAINERS, CLOSURES	U K	11			11	R U	CONTENEURS, FERMETURES
	GER	12			12	ALL	
COMMODITY TOTAL		23			23		TOTAL DE MARCHANDISE
MISC. END PRODUCTS NES	U K	22			22	R U	PRODUITS FINIS DIV. NDA
	GER	237			237	ALL	
COMMODITY TOTAL		259			259		TOTAL DE MARCHANDISE
GENERAL CARGO	U K	113			113	R U	MARCHANDISES DIVERSES
	GER	41			41	ALL	
COMMODITY TOTAL		154			154		TOTAL DE MARCHANDISE
CONTAINERIZED FREIGHT	GER	311			311	ALL	FRET CONTENEURESE
COUNTRY/REGION TOTAL		32,813*	*	*	32,813*		TOTAL DE PAYS/REGION
TRINIDAD-TOBAG							TRINIDAD TOBAG
MEAT, FRESH OR FROZEN	GER	57			57	ALL	VIANDE, FRAICHE / CONG.
MEAT, CURED	GER	138	37		175	ALL	VIANDE FUMEE OU SALEE
	OTHER		101		101	AUTRE	
COMMODITY TOTAL		138	138		276		TOTAL DE MARCHANDISE
MEAT AND MEAT PREP. NES	GER	116			116	ALL	VIANDES ET PREP. NDA
	GREEK	185			185	GRECQ	
COMMODITY TOTAL		301			301		TOTAL DE MARCHANDISE
FISH, FRESH OR FROZEN	GER	603			603	ALL	POISSON, FRAIS DU CONG.
	GREEK	85			85	GRECQ	
	NORW	26			26	NORV	
COMMODITY TOTAL		714			714		TOTAL DE MARCHANDISE
FISH, CANNED	U K	167			167	R U	POISSON EN BOITES
	GER	116			116	ALL	
	OTHER	578			578	AUTRE	
COMMODITY TOTAL		861			861		TOTAL DE MARCHANDISE
MILK POWDER	GER	101			101	ALL	LAIT EN POUDRE
	OTHER	125			125	AUTRE	
COMMODITY TOTAL		226			226		TOTAL DE MARCHANDISE
OATS	GER		30		30	ALL	AVOINE
	OTHER		30		30	AUTRE	
COMMODITY TOTAL			60		60		TOTAL DE MARCHANDISE
WHEAT	GER		93		93	ALL	BLE
	NORW	10,905			10,905	NORV	
COMMODITY TOTAL		10,905	93		10,998		TOTAL DE MARCHANDISE
CEREALS UNMILLED, NES	GREEK	13			13	GRECQ	CEREALES NON MOUL., NDA
CORN MEAL AND FLOUR	GER	20			20	ALL	SEMIOULE, FARINE DE MAIS
MALT AND MALT FLOUR	GER	845			845	ALL	MALT ET FARINE DE MALT
	GREEK	395			395	GRECQ	
	NORW	85			85	NORV	
	OTHER		39		39	AUTRE	
COMMODITY TOTAL		1,325	39		1,364		TOTAL DE MARCHANDISE
WHEAT FLOUR	GER	1,516			1,516	ALL	FARINE DE BLE
	GREEK	525			525	GRECQ	
COMMODITY TOTAL		2,041			2,041		TOTAL DE MARCHANDISE
CEREALS MILLED, NES	GER	18			18	ALL	CEREALES MOULUES, NDA
MACARONI, CEREAL PROD.	GER	37			37	ALL	PATES ALIM. PROD. CEREAL
	NORW	11			11	NORV	
COMMODITY TOTAL		48			48		TOTAL DE MARCHANDISE
FRUIT JUICES	DENMK	42			42	DANMK	JUS DE FRUIT
	GER	20			20	ALL	
	GREEK	10			10	GRECQ	
COMMODITY TOTAL		72			72		TOTAL DE MARCHANDISE
POTATDES	U K	332			332	R U	POMMES DE TERRE
VEGETABLES, FRESH	DENMK	10			10	DANMK	LEGUMES, FRAIS
	GER	444	2,285		2,729	ALL	
	GREEK	70			70	GRECQ	
	NORW	67			67	NORV	
	OTHER		38		38	AUTRE	
COMMODITY TOTAL		591	2,323		2,914		TOTAL DE MARCHANDISE
VEGETABLES, FROZEN	U K	9			9	R U	LEGUMES, CONGELES
VEGETABLES, DRIED	GER		4,521		4,521	ALL	LEGUMES, SECS
	NORW		2,134		2,134	NORV	
COMMODITY TOTAL			6,655		6,655		TOTAL DE MARCHANDISE
VEGETABLE PREP. NES	GER	46			46	ALL	PREP. DE LEGUMES NDA
	OTHER		15		15	AUTRE	
COMMODITY TOTAL		46	15		61		TOTAL DE MARCHANDISE
SUGAR, NES	GER	707			707	ALL	SUCRE, NDA
	GREEK	45			45	GRECQ	
	NORW	57			57	NORV	
	OTHER	450			450	AUTRE	
COMMODITY TOTAL		1,259			1,259		TOTAL DE MARCHANDISE

TABLE 1. CARGOES LOADED AT CANADIAN PORTS FOR FOREIGN COUNTRIES.

TABLÉAU 1. MARCHANDISES CHARGÉES DANS LES PORTS CANADIENS A DESTINATION DE PAYS ÉTRANGERS.

COUNTRY OF DESTINATION AND KIND OF CARGO	REGISTRY OF VESSEL	ATLANTIC ATLANTIQUE	GREAT LAKES GRANDS LACS	PACIFIC PACIFIQUE	TOTAL TOTAL	IMMATIC. DU NAVIRE	PAYS DE DESTINATION ET MARCHANDISE
TRINIDAD-TOBAG CONT.							TRINIDAD TOBAG SUITE
SUGAR PREPARATIONS	NORW	1			1	NORV	PRÉP. A BASE DE SUCRE
SPICES	GER	25			25	ALL	ÉPICES
	GREEK	2			2	GRECO	
	NORW	6			6	NORV	
COMMODITY TOTAL		33			33		TOTAL DE MARCHANDISE
VINEGAR	GER	3			3	ALL	VINAIGRE
MISC. FOOD PREP. NES	GER	723	22		745	ALL	DIV. PRÉP. ALIM. NDA
	GREEK	215			215	GRECO	
	NORW	84			84	NORV	
	OTHER	14			60	AUTRE	
COMMODITY TOTAL		1,036	46		1,104		TOTAL DE MARCHANDISE
HAY, FORAGE, STRAW	GER	15	68		15	ALL	FOIN, FOURRAGE, PAILLE
	GREEK	60			60	GRECO	
COMMODITY TOTAL		75			75		TOTAL DE MARCHANDISE
GROUND CEREALS NES	GER	38			38	ALL	CÉRÉALES MOULUES NDA
	OTHER		54		54	AUTRE	
COMMODITY TOTAL		38	54		92		TOTAL DE MARCHANDISE
OIL SEED MEAL, CAKE NES	GER	10			10	ALL	FAR. TOURT. OLEAG. NDA
BREWERS GRAINS	GER	20			20	ALL	GRAINS DE BRASSERIE
FEEDS OF ANIMAL ORIGIN	GREEK	10			10	GRECO	PROV. D'ORIGINE ANIMALE
NON-ALCOHOLIC BEVERAGE	GER	7			7	ALL	BOISSONS NON-ALCOOLIQ.
DIST. ALCOHOLIC BEV.	GER	7			7	ALL	BOISS. ALCOOL. DIST.
TEXTILE FIBRES NES	GER	28			28	ALL	FIBRES TEXTILES NDA
LEAD ORE AND CONC.	GER	12			12	ALL	MINÉRAI, CONC. DE PLOMB
	GREEK	34			34	GRECO	
COMMODITY TOTAL		46			46		TOTAL DE MARCHANDISE
ASBESTOS	GER	40			40	ALL	AMIANTE
SALT	GER	8			8	ALL	SEL
COTTON, TEXTILE WASTE	GER	85	30		115	ALL	DECHETS DE COTON, TEXT.
	GREEK	38			38	GRECO	
	OTHER		64		64	AUTRE	
COMMODITY TOTAL		123	94		217		TOTAL DE MARCHANDISE
WASTE AND SCRAP NES	GER	180			180	ALL	DECHETS ET REBUTS NDA
LUMBER AND TIMBER	U K			1,939	1,939	R U	BOIS D'OEUVRE ET CHARP.
	GER	1,116			1,116	ALL	
	GREEK	121			121	GRECO	
	NORW	80			80	NORV	
COMMODITY TOTAL		1,317		1,939	3,256		TOTAL DE MARCHANDISE
SHINGLES AND SHAKES	U K				374	R U	BARDEAUX, BAR. FACADE
VENEER, PLYWOOD	U K				383	R U	PLACAGES, CONTRE-PLAQ.
PULP	DENMK				579	DANMK	PÂTE
	GREEK	75			75	GRECO	
	OTHER	406			406	AUTRE	
COMMODITY TOTAL		481		579	1,060		TOTAL DE MARCHANDISE
NEWSPRINT PAPER	U K	188			188	R U	PAPIER JOURNAL
	GER	3,574			3,574	ALL	
	GREEK	1,326			1,326	GRECO	
	NORW	360			360	NORV	
	OTHER	868			868	AUTRE	
COMMODITY TOTAL		6,316			6,316		TOTAL DE MARCHANDISE
PAPER NES	GER	2,039		2,199	4,238	ALL	PAPIER NDA
	GREEK	398			398	GRECO	
	U S A			2	2	E-U	
COMMODITY TOTAL		2,437		2,201	4,638		TOTAL DE MARCHANDISE
PAPERBOARD	GER	1			682	ALL	CARTON
BLOG. PAPER AND BOARD	GER	550		681	550	ALL	PLAQ. CONSTR., PAP/CART.
	OTHER	10			10	AUTRE	
COMMODITY TOTAL		560			560		TOTAL DE MARCHANDISE
TEXTILE FAB. MTL NES	GER	111			111	ALL	OUVR. EN MAT. TEXT. NDA
	GREEK	42			42	GRECO	
COMMODITY TOTAL		153			153		TOTAL DE MARCHANDISE
ANIMAL OILS, EXC. MARINE	GER	192			192	ALL	HUIL. ANIM. SAUF AN. MAR.
	GREEK	118			118	GRECO	
COMMODITY TOTAL		310			310		TOTAL DE MARCHANDISE
OILS, FATS, WAXES NES	GER	72			72	ALL	HUIL. MAT. GRAS. CIRE NDA
INORGANIC CHEMS. NES	GER	150			150	ALL	PROD. CHIM. INORG. NDA
ORGANIC CHEMICALS NES	GER	304			304	ALL	PROD. CHIM. ORGAN. NDA
	GREEK	18			18	GRECO	
	NORW	120			120	NORV	
	OTHER		1		1	AUTRE	
COMMODITY TOTAL		442	1		443		TOTAL DE MARCHANDISE
PLASTIC MATERIALS	GER	20			20	ALL	MATIÈRES PLASTIQUES
DYESTUFF, PIGMENT, PAINT	GER	9			9	ALL	MAT. COLOR. PIG. PEINTURE
	GREEK	14			14	GRECO	
	OTHER		2		2	AUTRE	
COMMODITY TOTAL		23	2		25		TOTAL DE MARCHANDISE
CHEM. SPECIALTIES NES	GER	19			19	ALL	PROD. CHIM. SPÉCIAUX NDA
	OTHER		39		39	AUTRE	
COMMODITY TOTAL		19	39		58		TOTAL DE MARCHANDISE
LUBRICATING OIL, GREASE	GER	11			11	ALL	HUIL. GRAISSE LUBRIF.
PETROL. COAL PROD. NES	GER	5			5	ALL	CÉRIVE PÉTR. CHARB. NDA
	GREEK	14			14	GRECO	
COMMODITY TOTAL		19			19		TOTAL DE MARCHANDISE
CASTINGS, FORGINGS	GREEK	2			2	GRECO	MOUL. PIÈCES FORGÉES
BAR AND RODS, STEEL	GER		5		5	ALL	BARRES ET TIGES ACIER
PLATE & SHEET STEEL	GER	210	135		345	ALL	TOLES, FEUILLES D'ACIER

TABLE 1. CARGOES LOADED AT CANADIAN PORTS FOR FOREIGN COUNTRIES.

TABLEAU 1. MARCHANDISES CHARGÉES DANS LES PORTS CANADIENS A DESTINATION DE PAYS ÉTRANGERS.

COUNTRY OF DESTINATION AND KIND OF CARGO	REGISTRY OF VESSEL	ATLANTIC ATLANTIQUE	GREAT LAKES GRANDS LACS	PACIFIC PACIFIQUE	TOTAL TOTAL	IMMATIC. DU NAVIRE	PAYS DE DESTINATION ET MARCHANDISE
TRINIDAD-TOBAG CONT.							TRINIDAD TOBAG SUITE
COMMOOITY TOTAL	OTHER		400		400	AUTRE	
STRUCTURAL SHAPES	GER	210	535		745		TOTAL DE MARCHANDISE
	GREEK	78			78	ALL	PROFILES DE CONSTRUCT.
	OTHER	102			102	GRECQ	
			10		10	AUTRE	
COMMOOITY TOTAL		180	10		190		TOTAL DE MARCHANDISE
PIPES, TUBES: IRON, STEEL	GER	430	5		435	ALL	TUYAUX, TUBES: FER, ACIER
WIRE	GER	24			24	ALL	FIL METALLIQUE
ALUMINUM	GER	244			244	ALL	ALUMINIUM
	GREEK	33			33	GRECQ	
COMMOOITY TOTAL		277			277		TOTAL DE MARCHANDISE
LEAD AND ALLOYS	GER	125			125	ALL	PLOMB ET ALLIAGES
	NORW	30			30	NORV	
COMMOOITY TOTAL		155			155		TOTAL DE MARCHANDISE
ZINC AND ALLOYS	OTHER		13		13	AUTRE	ZINC ET ALLIAGES
METAL FAB. BASIC PROD.	GER	170			170	ALL	CUVR. DE BASE EN METAL
	GREEK	3			3	GRECQ	
COMMOOITY TOTAL		173			173		TOTAL DE MARCHANDISE
BRICKS, TILES NES	GER	28			28	ALL	BRICKS, TUILES NOA
CEMENT	GER	40			40	ALL	CIMENT
NON-MET. MIN. BASIC PROD	GER	88			88	ALL	PROD. MIN. NON-MET. BASE
MACHINERY NES	GER	41			41	ALL	MACHINES NOA
	OTHER		3		3	AUTRE	
COMMOOITY TOTAL		41	3		44		TOTAL DE MARCHANDISE
PASS. AUTOS AND CHASSIS	GER	14			14	ALL	VOITURES PART., CHASSIS
	GREEK	4			4	GRECQ	
COMMOOITY TOTAL		18			18		TOTAL DE MARCHANDISE
MOTOR VEHICLE ENGINES	GER	2			2	ALL	MOTEURS DE VEH. AUTOM.
	GREEK	7			7	GRECQ	
COMMOOITY TOTAL		9			9		TOTAL DE MARCHANDISE
ROAD MOTOR VEH. NES	OTHER		2		2	AUTRE	VEH. AUTOM. ROUTIERS NOA
RUBBER TIRES AND TUBES	GER	7			7	ALL	PNEUS, CHAMBRES A AIR
EQUIPMENT MISC.	GER	86	45		131	ALL	MATERIEL DIVERS
	GREEK	5			5	GRECQ	
	OTHER		12		13	AUTRE	
COMMOOITY TOTAL		92	57		149		TOTAL DE MARCHANDISE
PERSONAL, HOUSEHOLD GOODS	GER	215	1		216	ALL	ART. PERS. ET MENAGERES
	OTHER	2	5		7	AUTRE	
COMMOOITY TOTAL		217	6		223		TOTAL DE MARCHANDISE
CONTAINERS, CLOSURES	GER	233			233	ALL	CONTENEURS, FERMETURES
	GREEK	16			16	GRECQ	
	U S A			5	5	E-U	
COMMOOITY TOTAL		249		5	254		TOTAL DE MARCHANDISE
MISC. END PRODUCTS NES	GER	173	15		188	ALL	PRODUITS FINIS DIV. NOA
	U S A			23	23	E-U	
COMMOOITY TOTAL		173	15	23	211		TOTAL DE MARCHANDISE
GENERAL CARGO	GER	137			137	ALL	MARCHANDISES DIVERSES
	GREEK	8			8	GRECQ	
	NORW	13			13	NORV	
COMMOOITY TOTAL		158			158		TOTAL DE MARCHANDISE
CONTAINERIZED FREIGHT	GER	9,354			9,354	ALL	FRET CONTENEURESE
	GREEK	37			37	GRECQ	
	NORW	3,067			3,067	NORV	
	U S A			158	158	E-U	
COMMOOITY TOTAL		12,458		158	12,616		TOTAL DE MARCHANDISE
COUNTRY/REGION TOTAL		48,001*	10,232*	6,343*	64,576*		TOTAL DE PAYS/REGION
COSTA RICA							COSTA-RICA
FISH, CANNED	OTHER			1	1	AUTRE	POISSON EN BOITES
MALT AND MALT FLOUR	U S A			694	694	E-U	MALT ET FARINE DE MALT
	OTHER			1,570	1,570	AUTRE	
COMMOOITY TOTAL				2,264	2,264		TOTAL DE MARCHANDISE
DIST. ALCOHOLIC BEV.	OTHER			2	2	AUTRE	BOISS. ALCOOL. OIST.
ASBESTOS	U S A			220	220	E-U	AMIANTE
	OTHER			591	591	AUTRE	
COMMOOITY TOTAL				811	811		TOTAL DE MARCHANDISE
CLAY MATERIALS NES	OTHER			80	80	AUTRE	MATIERES ARGIL. NOA
STONE, CRUDE NES	U S A			13	13	E-U	PIERRE BRUTE NOA
CRUDE NON-MET. MIN. NES	U S A			18	18	E-U	MIN. NON-MET. BRUTS NOA
LUMBER AND TIMBER	DENMK			8,044	8,044	DANMK	BOIS D'OEUVRE ET CHARP.
VENEER, PLYWOOD	DENMK	1,682			1,682	DANMK	PLACAGES, CONTRE-PLAQ.
PULP	OTHER			11	11	AUTRE	PATE
NEWSPRINT PAPER	GER	5,263			5,263	ALL	PAPIER JOURNAL
	NORW			525	525	NORV	
	SWEDN	6,035			6,035	SUEDE	
	PANAM			297	297	PANAM	
	OTHER	2,017			3,667	AUTRE	
COMMOOITY TOTAL		13,315		2,472	15,787		TOTAL DE MARCHANDISE
PAPER NES	PANAM				1	PANAM	PAPIER NOA
	U S A			20	20	E-U	
	OTHER			1,097	1,097	AUTRE	
COMMOOITY TOTAL		1		1,117	1,118		TOTAL DE MARCHANDISE
PAPERBOARD	U K	3,429			3,429	R U	CARTON
	ITALY	776			776	ITAL	

TABLE 1. CARGOES LOADED AT CANADIAN PORTS FOR FOREIGN COUNTRIES.

TABLEAU 1. MARCHANDISES CHARGÉES DANS LES PORTS CANADIENS A DESTINATION DE PAYS ÉTRANGERS.

COUNTRY OF DESTINATION AND KIND OF CARGO	REGISTRY OF VESSEL	ATLANTIC ATLANTIQUE	GREAT LAKES GRANDS LACS	PACIFIC PACIFIQUE	TOTAL TOTAL	IMMATIC. DU NAVIRE	PAYS DE DESTINATION ET MARCHANDISE
COSTA RICA CONT.							COSTA-RICA SUITE
	NETH	2,485			2,485	P.BAS	
	U S A			87	87	E-U	
	OTHER	1,270			1,270	AUTRE	
COMMODITY TOTAL		7,960		87	8,047		TOTAL DE MARCHANDISE
INORGANIC CHEM. NES	PANAM	10			10	PANAM	PROD.CHIM.INORG.NDA
	OTHER			14	14	AUTRE	
COMMODITY TOTAL		10		14	24		TOTAL DE MARCHANDISE
ORGANIC CHEMICALS NES	OTHER			36	36	AUTRE	PROD.CHIM.ORGAN.NDA
EXPLOS., FUSES, CAPS	OTHER	96			96	AUTRE	EXPLOS.,AMORCES, DET.
AGRICULTURAL CHEMICALS	U S A			13	13	E-U	PROD.CHIM.AGRICOLES
PLASTIC MATERIALS	U S A			378	378	E-U	MATIERES PLASTIQUES
ZINC AND ALLOYS	U S A			220	220	E-U	ZINC ET ALLIAGES
	OTHER			110	110	AUTRE	
COMMODITY TOTAL		258		330	330		TOTAL DE MARCHANDISE
ASBESTOS BASIC PROD.	PANAM				258	PANAM	OUVR.DE BASE AMIANTE
NON-MET.MIN.BASIC PROD	U S A			13	13	E-U	PRDD.MET.NON-MET.BASE
	OTHER			2	2	AUTRE	
COMMODITY TOTAL				15	15		TOTAL DE MARCHANDISE
MACHINERY NES	U S A			57	57	E-U	MACHINES NDA
EQUIPMENT MISC.	U S A			61	61	E-U	MATERIEL DIVERS
PERSONAL,HOUSEHOLD GOODS	U S A			1	1	E-U	ART.PERS.ET MENAGERS
MISC. END PRODUCTS NES	OTHER			23	23	AUTRE	PRODUITS FINIS DIV.NDA
COUNTRY/REGION TOTAL		23,322*	*	15,848*	39,170*		TOTAL DE PAYS/REGION
CUBA							CUBA
CATTLE	OTHER	1,424			1,424	AUTRE	BOVINS
MEAT,FRESH DR FROZEN	NETH	212			212	P.BAS	VIANDE,FRAICHE / CONG.
MEAT AND MEAT PREP.NES	OTHER	122			122	AUTRE	VIANDES ET PREP.NDA
SHELL FISH,NES	OTHER	102			102	AUTRE	MOLLUSQUES CRUST.,NDA
MILK POWDER	OTHER	34,487			34,487	AUTRE	LAIT EN POWDRE
OATS	OTHER	567			567	AUTRE	AVOINE
WHEAT	OTHER	293,659		29,377	323,036	AUTRE	BLE
MALT AND MALT FLDUR	OTHER	11,802			11,802	AUTRE	MALT ET FARINE DE MALT
WHEAT FLOUR	GREEK	6,000			6,000	GREGCQ	FARINE DE BLE
	OTHER	275,581			275,581	AUTRE	
COMMODITY TOTAL		281,581			281,581		TOTAL DE MARCHANDISE
POTATOES	OTHER	4,624			4,624	AUTRE	POMMES DE TERRE
VEGETABLES, DRIED	OTHER	545			545	AUTRE	LEGUMES, SECS
SPICES	OTHER	17			17	AUTRE	ÉPICES
MISC.FOOD PREP.NES	OTHER	4			4	AUTRE	DIV.PREP.ALIM.NDA
HAY,FORAGE,STRAW	OTHER	177			177	AUTRE	FOIN,FOURRAGE,PAILLE
GROUND CEREALS NES	OTHER	232			232	AUTRE	CEREALES MOULUES NDA
CONC.COMPLETE FEEDS	OTHER	108			108	AUTRE	CONC.,PROV.COMPLETES
ALE,BEER,STOUT,PORTER	OTHER	2			2	AUTRE	ALE,BIERE,STOUT,PORTER
SALT	OTHER	11			11	AUTRE	SEL
SULPHUR IN ORES	OTHER			11,235	11,235	AUTRE	SOUFRE EN MINERAI
CRUDE NON-MET.MIN.NES	OTHER	184			184	AUTRE	MIN.NON-MET.BRUTS NDA
VENEER,PLYWOOD	OTHER	615			615	AUTRE	PLACAGES,CONTRE-PLAQ.
WOOD FAB.MATERIALS	OTHER	13			13	AUTRE	DEMI-PRDUIITS EN BOIS
PULP	OTHER	2,513		7,840	10,353	AUTRE	PATE
NEWSPRINT PAPER	OTHER			1,598	1,598	AUTRE	PAPIER JOURNAL
PAPER NES	OTHER	487			487	AUTRE	PAPIER NDA
PAPERBOARD	OTHER			1,875	1,875	AUTRE	CARTON
BLDG.PAPER AND BOARD	OTHER	29			29	AUTRE	PLAQ.CONSTR.,PAP/CART.
WET MACHINE BOARD	OTHER	28			28	AUTRE	CARTON EN PATE PRESSE
TEXTILE FAB.MTL NES	OTHER	26			26	AUTRE	OUVR.EN MAT.TEXT.NDA
ANIMAL OILS,EXC.MARINE	OTHER	8,916			8,916	AUTRE	HUIL.ANIM.SAUF AN.MAR.
INORGANIC CHEM. NES	OTHER	287			287	AUTRE	PROD.CHIM.INORG.NDA
ORGANIC CHEMICALS NES	NETH	3			3	P.BAS	PROD.CHIM.ORGAN.NDA
	OTHER	533			533	AUTRE	
COMMODITY TOTAL		536			536		TOTAL DE MARCHANDISE
AGRICULTURAL CHEMICALS	NETH	2			2	P.BAS	PROD.CHIM.AGRICOLES
	OTHER	7			7	AUTRE	
COMMODITY TOTAL		9			9		TOTAL DE MARCHANDISE
PLASTIC MATERIALS	OTHER	52			52	AUTRE	MATIERES PLASTIQUES
DYESTUFF,PIGMENT,PAINT	OTHER	150			150	AUTRE	MAT.COLOUR.PIG.PEINTURE
CHEM.SPECIALTIES NES	OTHER	373			373	AUTRE	PROD.CHIM.SPECIALIAUX NDA
LUBRICATING OIL,GREASE	NETH	5			5	P.BAS	HUILE,GRATISSE LUBRIF.
	OTHER	8			8	AUTRE	
COMMODITY TOTAL		13			13		TOTAL DE MARCHANDISE
FERRO-ALLOYS	OTHER	228			228	AUTRE	FERRO-ALLIAGES
PLATE & SHEET STEEL	OTHER	23			23	AUTRE	TOLES,FEUILLES DACIER
STRUCTURAL SHAPES	OTHER	1,751			1,751	AUTRE	PROFILES DE CONSTRUCT.
RAILS & TRACK MATERIAL	OTHER	182			182	AUTRE	RAILS,MAT.VOIE FERREE
PIPES,TUBES:IRON,STEEL	OTHER	16			16	AUTRE	TUYAUX,TUBES:FER,ACIER
METAL FAB.BASIC PROD.	OTHER	1,018			1,018	AUTRE	OUVR.DE BASE EN METAL
GLASS BASIC PRODUCTS	OTHER	320			320	AUTRE	OUVR.DE BASE EN VERRE
MACHINERY NES	OTHER	254			254	AUTRE	MACHINES NDA
RAILWAY ROLLING STOCK	OTHER	6		450	456	AUTRE	MAT.ROUL.DE CH.DE FER
PASS.AUTOS AND CHASSIS	OTHER	13			13	AUTRE	VOITURES PART.,CHASSIS
MOTOR VEHICLE ENGINES	OTHER	79			79	AUTRE	MOTEURS DE VEH.AUTOM.
RUBBER TIRES AND TUBES	OTHER	39			39	AUTRE	PNEUS, CHAMBRES A AIR
EQUIPMENT MISC.	OTHER	854			854	AUTRE	MATERIEL DIVERS
PERSONAL,HOUSEHOLD GOODS	OTHER	93			93	AUTRE	ART.PERS.ET MENAGERS

TABLE 1. CARGOES LOADED AT CANADIAN PORTS FOR FOREIGN COUNTRIES.

TABLEAU 1. MARCHANDISES CHARGÉES DANS LES PORTS CANADIENS A DESTINATION DE PAYS ÉTRANGERS.

COUNTRY OF DESTINATION AND KIND OF CARGO	REGISTRY OF VESSEL	ATLANTIC ATLANTIQUE	GREAT LAKES GRANDS LACS	PACIFIC PACIFIQUE	TOTAL TOTAL	IMMATIC. OU NAVIRE	PAYS DE DESTINATION ET MARCHANDE
CUBA	CONT.						CUBA
FIREARMS, AMMUNITION	OTHER	12			12	AUTRE	SUITE
CONTAINERS, CLOSURES	OTHER	1,572			1,572	AUTRE	ARMES A FEU, MUNITIONS
MISC. END PRODUCTS NES	OTHER	8			8	AUTRE	CONTENEURS, FERMETURES
GENERAL CARGO	OTHER	2,005			2,005	AUTRE	PRODUITS FINIS DIV. NDA
COUNTRY/REGION TOTAL		652,380*	*	52,375*	704,755*		TOTAL DE PAYS/REGION
DOMINICAN REP.							R. DOMINICAINE
MEAT, CURED	GER	1			1	ALL	VIANDE FUMÉE OU SALÉE
FISH, FRESH OR FROZEN	U K	320			320	R U	POISSON, FRAIS OU CONG.
	GER	1,533			1,533	ALL	
	GREEK	33			33	GREGQ	
	NORW	120			120	NORV	
COMMODITY TOTAL		2,006			2,006		TOTAL DE MARCHANDE
FISH, SALTED OR CURED	GER	1			1	ALL	POISSON, SALÉ OU FUMÉ
FISH, CANNED	GER	34			34	ALL	POISSON EN BOITES
	OTHER	141			141	AUTRE	
COMMODITY TOTAL		175			175		TOTAL DE MARCHANDE
MILK POWDER	GER	40			40	ALL	LAIT EN POUDRÉ
OATS	U K	62			62	R U	AVOINE
	GER	124			124	ALL	
	GREEK	71			71	GREGQ	
COMMODITY TOTAL		257			257		TOTAL DE MARCHANDE
WHEAT	LIBER	15,000			15,000	LIBER	BLÉ
MALT AND MALT FLOUR	U K	170			170	R U	MALT ET FARINE DE MALT
	GER	665			665	ALL	
	GREEK	168			168	GREGQ	
	NORW	165			165	NORV	
	OTHER		1,160		1,160	AUTRE	
COMMODITY TOTAL		1,168	1,160		2,328		TOTAL DE MARCHANDE
WHEAT FLOUR	U K	1,978			1,978	R U	FARINE DE BLÉ
	GER	2,004			2,004	ALL	
COMMODITY TOTAL		3,982			3,982		TOTAL DE MARCHANDE
CEREALS MILLED, NES	GER	122			122	ALL	CEREALES MOULUES, NDA
MACARONI, CEREAL PROD.	GER	1			1	ALL	PÂTES ALIM. PROD. CEREAL
POTATOES	GER	250			250	ALL	POMMES DE TERRE
VEGETABLES, FRESH	U K	160			160	R U	LEGUMES, FRAIS
	GER	513			513	ALL	
	GREEK	185			185	GREGQ	
COMMODITY TOTAL		858			858		TOTAL DE MARCHANDE
SUGAR, NES	GER	6			6	ALL	SUCRE, NDA
SPICES	GER	2			2	ALL	ÉPICES
MISC. FOOD PREP. NES	GER	8			8	ALL	DIV. PREP. ALIM. NDA
HULLS, SCREENINGS, CHAFF	DENMK	450			450	DANMK	ÉCOURURES, CRIBLURES, BAL
ASBESTOS	U K	366			366	R U	AMIANTE
	GER	65			65	ALL	
	NORW	179			179	NORV	
COMMODITY TOTAL		610			610		TOTAL DE MARCHANDE
SAND AND GRAVEL	GER	41			41	ALL	SABLE ET GRAVIERS
SALT	U K	48			48	R U	SEL
CRUDE NON-MET. MIN. NES	OTHER	50			50	AUTRE	MIN. NON-MET. BRUTS NDA
LUMBER AND TIMBER	NORW	80			80	NORV	BOIS D'OEUVRE ET CHARP.
WOOD FAB. MATERIALS	GER	6			6	ALL	DEMI-PRODUITS EN BOIS
PULP	U K	960			960	R U	PÂTE
	NORW	4,221			4,221	NORV	
COMMODITY TOTAL		5,181			5,181		TOTAL DE MARCHANDE
NEWSPRINT PAPER	U K	192			192	R U	PAPIER JOURNAL
	GER	4,698			4,698	ALL	
	OTHER	996			996	AUTRE	
COMMODITY TOTAL		5,886			5,886		TOTAL DE MARCHANDE
PAPER NES	GER	354			354	ALL	PAPIER NDA
	NORW	327			327	NORV	
COMMODITY TOTAL		681			681		TOTAL DE MARCHANDE
BLDG. PAPER AND BOARD	GER	56			56	ALL	PLAQ. CONSTR. PAP/CART.
TEXTILE FAB. MTL NES	GER	8			8	ALL	OUVR. EN MAT. TEXT. NDA
	NORW	36			36	NORV	
	OTHER	6			6	AUTRE	
COMMODITY TOTAL		50			50		TOTAL DE MARCHANDE
METALLIC SALTS	GER	13			13	ALL	SELS METALLIQUES
INORGANIC CHEMS. NES	GER	96			96	ALL	PROD. CHIM. INORG. NDA
ORGANIC CHEMICALS NES	GER	114			114	ALL	PROD. CHIM. ORG. NDA
	NORW	149			149	NORV	
	OTHER		140		140	AUTRE	
COMMODITY TOTAL		263	140		403		TOTAL DE MARCHANDE
EXPLOS., FUSES, CAPS	OTHER	187			187	AUTRE	EXPLOS., AMORCES, DET.
PLASTIC MATERIALS	GER	15			15	ALL	MATIERES PLASTIQUES
	LIBER	46			46	LIBER	
	OTHER	37			37	AUTRE	
COMMODITY TOTAL		98			98		TOTAL DE MARCHANDE
DYESTUFF, PIGMENT, PAINT	GREEK	3			3	GREGQ	MAT. COLOR. PIG. PEINTURE
	OTHER		8		8	AUTRE	
COMMODITY TOTAL		3	8		11		TOTAL DE MARCHANDE
CHEM. SPECIALTIES NES	GER	2			2	ALL	PROD. CHIM. SPECIAUX NDA
PETROL. COAL PROD. NES	OTHER	120			120	AUTRE	DÉRIVÉS PÉTR. CHARB. NDA
FERRO-ALLOYS	GER	55			55	ALL	FERRO-ALLIAGES

TABLE 1. CARGOES LOADED AT CANADIAN PORTS FOR FOREIGN COUNTRIES.

TABLEAU 1. MARCHANDISES CHARGÉES DANS LES PORTS CANADIENS A DESTINATION DE PAYS ÉTRANGERS.

COUNTRY OF DESTINATION AND KIND OF CARGO	REGISTRY OF VESSEL	ATLANTIC ATLANTIQUE	GREAT LAKES GRANDS LACS	PACIFIC PACIFIQUE	TOTAL TOTAL	IMMATRIC. DU NAVIRE	PAYS DE DESTINATION ET MARCHANDISE
DOMINICAN REP. CONT.							R. DOMINICAINE SUITE
BARS AND RODS, STEEL	GER	313			313	ALL	BARRES ET TIGES ACIER
	NORW	28			28	NORV	
COMMODITY TOTAL		341			341		TOTAL DE MARCHANDISE
PLATE & SHEET STEEL	GER	85			85	ALL	TOLES, FEUILLES D'ACIER
STRUCTURAL SHAPES	GER	37			37	ALL	PROFILES DE CONSTRUCT.
WIRE	GER	280			280	ALL	FIL METALLIQUE
ALUMINUM	GER	592			592	ALL	ALUMINIUM
	GREEK	45			45	GRECQ	
	NORW	257			257	NORV	
COMMODITY TOTAL		894			894		TOTAL DE MARCHANDISE
COPPER AND ALLOYS	GER	309			309	ALL	CUivre ET ALLIAGES
	GREEK	73			73	GRECQ	
	NORW	201			201	NORV	
	LIBER	46			46	LIBER	
COMMODITY TOTAL		629			629		TOTAL DE MARCHANDISE
ZINC AND ALLOYS	GER	64			64	ALL	ZINC ET ALLIAGES
NON-FERROUS METALS NES	NORW	20			20	NORV	METEAUX NON-FERREUX NDA
METAL FAB. BASIC PROD.	U K	330			330	R U	OUVR. DE BASE EN METAL
	GER	547			547	ALL	
	NORW	171			171	NORV	
	OTHER	4			4	AUTRE	
COMMODITY TOTAL		1,052			1,052		TOTAL DE MARCHANDISE
BRICKS, TILES NES	NORW	199			199	NORV	BRIQUES, TUILES NDA
CEMENT	DENMK	120			120	DANMK	CIMENT
MISC. FABRICATED PROD.	GER	31			31	ALL	OUVRAGES DIVERS
MACHINERY NES	DENMK	2			2	DANMK	MACHINES NDA
	NORW	5			5	NORV	
	OTHER	7	55		62	AUTRE	
COMMODITY TOTAL		14	55		69		TOTAL DE MARCHANDISE
PASS. AUTOS AND CHASSIS	DENMK	2			2	DANMK	VOITURES PART., CHASSIS
	GER	1			1	ALL	
	OTHER		1		1	AUTRE	
COMMODITY TOTAL		3	1		4		TOTAL DE MARCHANDISE
EQUIPMENT MISC.	U K	100			100	R U	MATERIEL DIVERS
	GER	11			11	ALL	
	GREEK	3			3	GRECQ	
	LIBER	1			1	LIBER	
	OTHER	2	16		18	AUTRE	
COMMODITY TOTAL		117	16		133		TOTAL DE MARCHANDISE
PERSONAL, HOUSEHOLD GOODS	GER	12			12	ALL	ART. PERS. ET MENAGERS
CONTAINERS, CLOSURES	DENMK	14			14	DANMK	CONTENEURS, FERMETURES
MISC. END PRODUCTS NES	GER	11			11	ALL	PRODUITS FINIS DIV. NDA
	NORW	5			5	NORV	
COMMODITY TOTAL		16			16		TOTAL DE MARCHANDISE
GENERAL CARGO	GER	16			16	ALL	MARCHANDISES DIVERSES
	NORW	5			5	NORV	
COMMODITY TOTAL		21			21		TOTAL DE MARCHANDISE
CONTAINERIZED FREIGHT	GER	1,183			1,183	ALL	FRET CONTENEURESE
	NORW	1,864			1,864	NORV	
COMMODITY TOTAL		3,047			3,047		TOTAL DE MARCHANDISE
COUNTRY/REGION TOTAL		44,860*	1,380*	*	46,240*		TOTAL DE PAYS/REGION
EL SALVADOR							SALVADOR
FISH, CANNED	OTHER			1	1	AUTRE	POISSON EN BOITES
MALT AND MALT FLOUR	U S A			2,791	2,791	E-U	MALT ET FARINE DE MALT
	OTHER			440	440	AUTRE	
COMMODITY TOTAL				3,231	3,231		TOTAL DE MARCHANDISE
TEXTILE FIBRES NES	LIBER	11			11	LIBER	FIBRES TEXTILES NDA
ASBESTOS	NORW			201	201	NORV	AMIANTE
	U S A			400	400	E-U	
	OTHER			300	300	AUTRE	
COMMODITY TOTAL				901	901		TOTAL DE MARCHANDISE
PULP	U S A			511	511	E-U	PATE
	OTHER			616	616	AUTRE	
COMMODITY TOTAL				1,127	1,127		TOTAL DE MARCHANDISE
NEWSPRINT PAPER	NORW			4,726	4,726	NORV	PAPIER JOURNAL
	PANAM			2,159	2,159	PANAM	
	U S A			149	149	E-U	
	OTHER			3,819	3,819	AUTRE	
COMMODITY TOTAL				10,853	10,853		TOTAL DE MARCHANDISE
PAPER NES	OTHER			647	647	AUTRE	PAPIER NDA
PAPERBOARD	U S A			38	38	E-U	CARTON
	OTHER			28	28	AUTRE	
COMMODITY TOTAL				66	66		TOTAL DE MARCHANDISE
INORGANIC CHEMS. NES	OTHER	17			17	AUTRE	PROD. CHIM. INORG. NDA
DYESTUFF, PIGMENT, PAINT	LIBER	2			2	LIBER	MAT. COLOR. PIG. PEINTURE
	OTHER	2			2	AUTRE	
COMMODITY TOTAL		4			4		TOTAL DE MARCHANDISE
ALUMINUM	U S A			563	563	E-U	ALUMINIUM
	OTHER			218	218	AUTRE	
COMMODITY TOTAL				781	781		TOTAL DE MARCHANDISE
PERSONAL, HOUSEHOLD GOODS	U S A			12	12	E-U	ART. PERS. ET MENAGERS
MISC. END PRODUCTS NES	OTHER			11	11	AUTRE	PRODUITS FINIS DIV. NDA
COUNTRY/REGION TOTAL		32*	*	17,630*	17,662*		TOTAL DE PAYS/REGION

TABLE 1. CARGOES LOADED AT CANADIAN PORTS FOR FOREIGN COUNTRIES.

TABLEAU 1. MARCHANDISES CHARGÉES DANS LES PORTS CANADIENS A DESTINATION DE PAYS ÉTRANGERS.

COUNTRY OF DESTINATION AND KIND OF CARGO	REGISTRY OF VESSEL	ATLANTIC ATLANTIQUE	GREAT LAKES GRANDS LACS	PACIFIC PACIFIQUE	TOTAL TOTAL	INMATIC. OU NAVIRE	PAYS DE DESTINATION ET MARCHANDISE
FR. WEST INDIES							ANTILLES FR.
GROUND CEREALS NES	GREEK	48			48	GRECQ	CEREALES MOULUES NDA
PAPERBOARD	PANAM	799			799	PANAM	CARTON
	OTHER	599			599	AUTRE	
COMMODITY TOTAL		1,398			1,398		TOTAL DE MARCHANDISE
COUNTRY/REGION TOTAL		1,446*	*	*	1,446*		TOTAL DE PAYS/REGION
GUATEMALA							GUATEMALA
MEAT AND MEAT PREP. NES	GER		7		7	ALL	VIANDES ET PREP. NDA
FISH, CANNED	OTHER			2	2	AUTRE	POISSON EN BOITES
MILK POWDER	PANAM	33			33	PANAM	LAIT EN POUORE
	OTHER	61			61	AUTRE	
COMMODITY TOTAL		94			94		TOTAL DE MARCHANDISE
MALT AND MALT FLOUR	U S A			220	220	E-U	MALT ET FARINE DE MALT
	OTHER			166	166	AUTRE	
COMMODITY TOTAL				386	386		TOTAL DE MARCHANDISE
CEREALS MILLED, NES	OTHER	1			1	AUTRE	CEREALES MOULUES, NDA
MISC. FOOD PREP. NES	OTHER	10			10	AUTRE	DIV. PREP. ALIM. NDA
DIST. ALCOHOLIC BEV.	U K	2			2	R U	BOISS. ALCOOL. DIST.
TEXTILE FIBRES NES	OTHER	19			19	AUTRE	FIBRES TEXTILES NDA
ZINC ORE AND CONC.	OTHER			88	88	AUTRE	MINERAL, CONC. DE ZINC
IRON AND STEEL SCRAP	GER		20		20	ALL	DECHETS DE FER, DACIER
NON-FERROUS MET. SCRAP	PANAM	85			85	PANAM	DECHETS METAL. NON FER.
ASBESTOS	PANAM	50			50	PANAM	AMIANTE
	U S A			350	350	E-U	
	OTHER			601	601	AUTRE	
COMMODITY TOTAL		50		951	1,001		TOTAL DE MARCHANDISE
SALT	PANAM	15			15	PANAM	SEL
	OTHER	16			16	AUTRE	
COMMODITY TOTAL		31			31		TOTAL DE MARCHANDISE
RUBBER FAB. MATERIALS	OTHER	15			15	AUTRE	DEMI-PROD. CAOUTCHOUC
WOOD FAB. MATERIALS	OTHER	1			1	AUTRE	DEMI-PRODUITS EN BOIS
PULP	U K	4,643			4,643	R U	PATE
	GER	735			735	ALL	
	CAN	706			706	CAN	
	U S A			27	27	E-U	
	OTHER	2,444			2,444	AUTRE	
COMMODITY TOTAL		8,528			8,780		TOTAL DE MARCHANDISE
NEWSPRINT PAPER	NDRW				446	NDRV	PIAPIER JOURNAL
	PANAM	786			432	PANAM	
	OTHER	833			1,454	AUTRE	
COMMODITY TOTAL		1,619			2,332		TOTAL DE MARCHANDISE
PAPER NES	OTHER	115			115	AUTRE	PIAPIER NDA
PAPERBOARD	U K	1,436			1,436	R U	CARTON
	NETH	1,487			1,487	P. BAS	
	OTHER	2,803			2,803	AUTRE	
COMMODITY TOTAL		5,726			5,726		TOTAL DE MARCHANDISE
TEXTILE FAB. MTL NES	U K	21			21	R U	OUVR. EN MAT. TEXT. NDA
	OTHER	19			19	AUTRE	
COMMODITY TOTAL		40			40		TOTAL DE MARCHANDISE
INORGANIC CHEMS. NES	U K	31			31	R U	PROD. CHIM. INDRG. NDA
	OTHER	257			257	AUTRE	
COMMODITY TOTAL		288			288		TOTAL DE MARCHANDISE
ORGANIC CHEMICALS NES	PANAM	53			53	PANAM	PROD. CHIM. ORGAN. NDA
	OTHER	3			33	AUTRE	
COMMODITY TOTAL		56			86		TOTAL DE MARCHANDISE
EXPLOS., FUSES, CAPS	OTHER	14			14	AUTRE	EXPLOS., AMORCES, DET.
DYESTUFF, PIGMENT, PAINT	U K	2			2	R U	MAT. COLOR. PIG. PEINTURE
	PANAM	14			14	PANAM	
	OTHER	10			10	AUTRE	
COMMODITY TOTAL		26			26		TOTAL DE MARCHANDISE
CHEM. SPECIALTIES NES	PANAM	3			3	PANAM	PROD. CHIM. SPECIAUX NDA
LUBRICATING OIL, GREASE	U K	3			3	R U	HUILE, GRAISSE LUBRIF.
STRUCTURAL SHAPES	PANAM	4			4	PANAM	PROFILES DE CONSTRUCT.
	U S A			2	2	E-U	
COMMODITY TOTAL		4			6		TOTAL DE MARCHANDISE
PIPES, TUBES: IRON, STEEL	OTHER	285			285	AUTRE	TUYAUX, TUBES: FER, ACIER
WIRE	U K	301			301	R U	FIL METALLIQUE
ALUMINUM	OTHER	6			6	AUTRE	ALUMINIUM
COPPER AND ALLOYS	OTHER	139			139	AUTRE	CUIVRE ET ALLIAGES
ZINC AND ALLOYS	U S A			396	396	E-U	ZINC ET ALLIAGES
	OTHER			549	549	AUTRE	
COMMODITY TOTAL				945	945		TOTAL DE MARCHANDISE
NON-FERROUS METALS NES	OTHER	3			3	AUTRE	METAUX NON-FERREUX NDA
METAL FAB. BASIC PROD.	U K	48			48	R U	OUVR. DE BASE EN METAL
	OTHER	9			9	AUTRE	
COMMODITY TOTAL		57			57		TOTAL DE MARCHANDISE
BRICKS, TILES NES	PANAM	28			28	PANAM	BRIQUES, TUILES NDA
ASBESTOS BASIC PROD.	PANAM	132			132	PANAM	OUVR. DE BASE AMIANTE
MACHINERY NES	U K	1			1	R U	MACHINES NDA
	GER		8		8	ALL	
	PANAM	3			3	PANAM	
	OTHER	160			160	AUTRE	
COMMODITY TOTAL		164			172		TOTAL DE MARCHANDISE
MOTOR VEHICLES, ENGINES	PANAM		8			PANAM	MOTEURS DE VEH. AUTOM.

TABLE 1. CARGES LOADED AT CANADIAN PORTS FOR FOREIGN COUNTRIES.

TABLEAU 1. MARCHANDISES CHARGÉES DANS LES PORTS CANADIENS A DESTINATION DE PAYS ÉTRANGERS.

COUNTRY OF DESTINATION AND KIND OF CARGO	REGISTRY OF VESSEL	ATLANTIC ATLANTIQUE	GREAT LAKES GRANDS LACS	PACIFIC PACIFIQUE	TOTAL TOTAL	IMMATIC. DU NAVIRE	PAYS DE DESTINATION ET MARCHANDISE
GUATEMALA CONT.							
COMMODITY TOTAL	OTHER	4			4	AUTRE	GUATEMALA SUITE
EQUIPMENT MISC.	U K	10			10	R U	TOTAL DE MARCHANDISE MATÉRIEL DIVERS
	PANAM	2			2	PANAM	
	OTHER	3			3	AUTRE	
COMMODITY TOTAL		15			15		TOTAL DE MARCHANDISE
PERSONAL, HOUSEHOLD GOODS	OTHER	15		1	16	AUTRE	ART. PERS. ET MENAGERS
FIREARMS, AMMUNITION	OTHER	6			6	AUTRE	ARMES A FEU, MUNITIONS
MISC. END PRODUCTS NES	OTHER	7		6	13	AUTRE	PRODUITS FINIS DIV. NDA
GENERAL CARGO	U K	349			349	R U	MARCHANDISES DIVERSES
	PANAM	26			26	PANAM	
	OTHER	2			2	AUTRE	
COMMODITY TOTAL		377			377		TOTAL DE MARCHANDISE
COUNTRY/REGION TOTAL		18,274*	35*	4,995*	23,304*		TOTAL DE PAYS/REGION
HAITI, REP. OF							
OATS	GER	3,358			3,358	ALL	REP. D'HAITI
WHEAT	GER	42,703			42,703	ALL	AVOINE
	GREEK	14,314			14,314	GRECQ	BLE
	NORW	9,737			9,737	NORV	
	SWEDN	21,584			21,584	SUEDE	
	CAN	1,260			1,260	CAN	
	U S A	3,723			3,723	E-U	
	OTHER	9,912			9,912	AUTRE	
COMMODITY TOTAL		103,233			103,233		TOTAL DE MARCHANDISE
WHEAT FLOUR	GREEK	500			500	GRECQ	FARINE DE BLE
PAPERBOARD	U K	615			615	R U	CARTON
COUNTRY/REGION TOTAL		107,706*	*	*	107,706*		TOTAL DE PAYS/REGION
HONDURAS							
MILK POWDER	PANAM	20			20	PANAM	HONDURAS
	OTHER	32			32	AUTRE	LAIT EN POUFRE
COMMODITY TOTAL		52			52		TOTAL DE MARCHANDISE
MALT AND MALT FLOUR	U S A			530	530	E-U	MALT ET FARINE DE MALT
	OTHER			533	533	AUTRE	
COMMODITY TOTAL				1,063	1,063		TOTAL DE MARCHANDISE
MISC. FOOD PREP. NES	OTHER			99	99	AUTRE	DIV. PREP. ALIM. NDA
NEWSPRINT PAPER	U K	31			31	R U	PAPIER JOURNAL
	PANAM	259			259	PANAM	
	U S A			54	54	E-U	
	OTHER	846			846	AUTRE	
COMMODITY TOTAL		1,136		54	1,190		TOTAL DE MARCHANDISE
PAPER NES	OTHER	1			1	AUTRE	PAPIER NDA
PAPERBOARD	GER	4,021			4,021	ALL	CARTON
	ITALY	899			899	ITAL	
	OTHER	1,974			1,974	AUTRE	
COMMODITY TOTAL		6,894			6,894		TOTAL DE MARCHANDISE
TEXTILE FAB. MTL NES	PANAM	10			10	PANAM	OUVR. EN MAT. TEXT. NDA
	OTHER	19			19	AUTRE	
COMMODITY TOTAL		29			29		TOTAL DE MARCHANDISE
VEG. OILS, FATS NES	OTHER	7			7	AUTRE	HUIL. MAT. GRAS. VEG. NDA
INORGANIC CHEMS. NES	U K	24			24	R U	PROD. CHIM. INORG. NDA
	OTHER	89			89	AUTRE	
COMMODITY TOTAL		113			113		TOTAL DE MARCHANDISE
EXPLOS., FUSES, CAPS	NETH	65			65	P. BAS	EXPLDS., AMORCES, DET.
	OTHER	289			289	AUTRE	
COMMODITY TOTAL		354			354		TOTAL DE MARCHANDISE
PLASTIC MATERIALS	OTHER	7			7	AUTRE	MATIERES PLASTIQUES
DYESTUFF, PIGMENT, PAINT	OTHER	1			1	AUTRE	MAT. COLOR. PIG. PEINTURE
CHEM. SPECIALTIES NES	PANAM	4			4	PANAM	PROD. CHIM. SPECIAUX NDA
PLATE & SHEET STEEL	GER		2,100		2,100	ALL	TOLES, FEUILLES D'ACIER
	OTHER	206			206	AUTRE	
COMMODITY TOTAL		206	2,100		2,306		TOTAL DE MARCHANDISE
METAL FAB. BASIC PROD.	OTHER	17			17	AUTRE	OUVR. DE BASE EN METAL
MACHINERY NES	OTHER	46			46	AUTRE	MACHINES NDA
MOTOR VEHICLE ENGINES	OTHER	1			1	AUTRE	MOTEURS DE VEH. AUTOM.
RUBBER TIRES AND TUBES	OTHER	6			6	AUTRE	PNEUS, CHAMBRES A AIR
EQUIPMENT MISC.	U K	1			1	R U	MATERIEL DIVERS
	OTHER	16			16	AUTRE	
COMMODITY TOTAL		17			17		TOTAL DE MARCHANDISE
GENERAL CARGO	OTHER	1			1	AUTRE	MARCHANDISES DIVERSES
COUNTRY/REGION TOTAL		8,892*	2,100*	1,216*	12,208*		TOTAL DE PAYS/REGION
MEXICO							
FISH, SALTED OR CURED	CAN	647			647	CAN	MEXIQUE
SHELL FISH, NES	OTHER	1			1	AUTRE	POISSON, SALE OU FUME
MILK POWDER	U K	947			947	R U	MOLLUSQUES CRUST., NDA
	PANAM	5,897			5,897	PANAM	LAIT EN POUFRE
	OTHER	10,391			10,391	AUTRE	
COMMODITY TOTAL		17,235			17,235		TOTAL DE MARCHANDISE

TABLE 1. CARGUES LOADED AT CANADIAN PORTS FOR FOREIGN COUNTRIES.

TABLEAU 1. MARCHANDISES CHARGÉES DANS LES PORTS CANADIENS A DESTINATION DE PAYS ÉTRANGERS.

COUNTRY OF DESTINATION AND KIND OF CARGO	REGISTRY OF VESSEL	ATLANTIC ATLANTIQUE	GREAT LAKES GRANDS LACS	PACIFIC PACIFIQUE	TOTAL TOTAL	IMMATIC. DU NAVIRE	PAYS DE DESTINATION ET MARCHANDISE
MEXICO CONT. DAIRY PROD., EGGS, HONEY SPICES	OTHER	922			922	AUTRE	MEXIQUE SUITE PROD. LAIT., ŒUFS, MIEL ÉPICES
	U K	2			2	R U	
	OTHER	1			1	AUTRE	
COMMODITY TOTAL		3			3		TOTAL DE MARCHANDISE
CONC. COMPLETE FEEDS	U K	2			2	R U	CONC., PROV. COMPLETES
	OTHER	1			1	AUTRE	
COMMODITY TOTAL		3			3		TOTAL DE MARCHANDISE
DIST. ALCOHOLIC BEV.	U K	196			196	R U	BOISS. ALCOOL. DIST.
	OTHER	42			42	AUTRE	
COMMODITY TOTAL		238			238		TOTAL DE MARCHANDISE
RAPESEED	GREEK	10,688			10,688	GRECO	GRAINE DE COLZA
	NETH					P. BAS	
COMMODITY TOTAL		10,688		15,176	25,864		TOTAL DE MARCHANDISE
TEXTILE FIBRES NES	OTHER	1			1	AUTRE	FIBRES TEXTILES NDA
ORES AND CONC. NES	LIBER			11	11	LIBER	MINÉRAIS ET CONC. NDA
NON-FERROUS MET. SCRAP	NORW			9	9	NORV	DECHETS METAL. NON FER.
SLAG, DROSS, BY-PRODUCTS	U K	7,470			7,470	R U	POUS. GUEUL. SCOR. PROD.
	LIBER	25,200			25,200	LIBER	
	OTHER	5,600			5,600	AUTRE	
COMMODITY TOTAL		38,270			38,270		TOTAL DE MARCHANDISE
ASBESTOS	OTHER	5			5	AUTRE	AMIANTE
WOOD FAB. MATERIALS	OTHER	2			2	AUTRE	DEMI-PRODUITS EN BOIS
PULP	U K	3,038			3,038	R U	PATE
	GER	938			938	ALL	
	NORW			98	98	NORV	
	OTHER	7,721			7,721	AUTRE	
COMMODITY TOTAL		11,697		98	11,795		TOTAL DE MARCHANDISE
NEWSPRINT PAPER	U K	288			288	R U	PAPIER JOURNAL
	DENMK	4,820			4,820	DANMK	
	GER	10,436			10,436	ALL	
	GREEK	6,241			6,241	GRECO	
	NORW	10,856			10,856	NORV	
	SWEON	3,199			3,199	SUEDE	
	LIBER	13,454			13,454	LIBER	
	OTHER	21,795			21,795	AUTRE	
COMMODITY TOTAL		71,089			71,089		TOTAL DE MARCHANDISE
PAPERBOARD	NETH	1,331			1,331	P. BAS	CARTON
TEXTILE FAB. MTL NES	U K	58			58	R U	OUVR. EN MAT. TEXT. NDA
VEG. OILS, FATS NES	U K	6			6	R U	HUIL. MAT. GRAS. VEG. NDA
	OTHER	5			5	AUTRE	
COMMODITY TOTAL		11			11		TOTAL DE MARCHANDISE
OILS, FATS, WAXES NES	U K	50			50	R U	HUIL. MAT. GRAS. CIRE NDA
	OTHER	6			6	AUTRE	
COMMODITY TOTAL		56			56		TOTAL DE MARCHANDISE
METALLIC SALTS	U K	145			145	R U	SELS METALLIQUES
	OTHER	722			722	AUTRE	
COMMODITY TOTAL		867			867		TOTAL DE MARCHANDISE
INORGANIC CHEMS. NES	U K	64			64	R U	PROD. CHIM. INORG. NDA
	OTHER	185			185	AUTRE	
COMMODITY TOTAL		249			249		TOTAL DE MARCHANDISE
ORGANIC CHEMICALS NES	U K	439			439	R U	PROD. CHIM. ORGAN. NDA
	NORW			9	9	NORV	
	OTHER	614			614	AUTRE	
COMMODITY TOTAL		1,053		9	1,062		TOTAL DE MARCHANDISE
AGRICULTURAL CHEMICALS	OTHER	17			17	AUTRE	PROD. CHIM. AGRIC. NDA
PLASTIC MATERIALS	U K	24			24	R U	MATIERES PLASTIQUES
	OTHER	2			2	AUTRE	
COMMODITY TOTAL		26			26		TOTAL DE MARCHANDISE
DYESTUFF, PIGMENT, PAINT	OTHER	383			383	AUTRE	MAT. COLOR. PIG. PEINTURE
CHEM. SPECIALTIES NES	OTHER	256			256	AUTRE	PROD. CHIM. SPECIAUX NDA
GASOLINE	U K	18,978			18,978	R U	ESSENCE
	LIBER	25,128			25,128	LIBER	
COMMODITY TOTAL		44,106			44,106		TOTAL DE MARCHANDISE
LUBRICATING OIL, GREASE	U K	37			37	R U	HUIL. GRAISSE LUBRIF.
	OTHER	38			38	AUTRE	
COMMODITY TOTAL		75			75		TOTAL DE MARCHANDISE
PETROL. COAL PROD. NES	OTHER	44			44	AUTRE	DERIVE PETR. CHARB. NDA
BAR AND RODS, STEEL	OTHER	1			1	AUTRE	BARRES ET TIGES ACIER
PLATE & SHEET STEEL	U K	905			905	R U	TOLES, FEUILLES DACIER
	CAN		1,881		1,881	CAN	
	OTHER	6,201			6,201	AUTRE	
COMMODITY TOTAL		7,106	1,881		8,987		TOTAL DE MARCHANDISE
STRUCTURAL SHAPES	U K	222			222	R U	PROFILES DE CONSTRUCT.
	OTHER	58			58	AUTRE	
COMMODITY TOTAL		280			280		TOTAL DE MARCHANDISE
RAILS & TRACK MATERIAL	NORW	4,432			4,432	NORV	RAILS, MAT. VOIE FERREE
ALUMINUM	U K	6			6	R U	ALUMINIUM
	OTHER	752			752	AUTRE	
COMMODITY TOTAL		758			758		TOTAL DE MARCHANDISE
NICKEL AND ALLOYS	NORW			2	2	NORV	NICKEL ET ALLIAGES
NON-FERROUS METALS NES	NORW			2	2	NORV	METAUX NON-FERREUX NDA
METAL FAB. BASIC PROD.	LIBER			1	1	LIBER	OUVR. DE BASE EN METAL
	OTHER	40			40	AUTRE	
COMMODITY TOTAL		40		1	41		TOTAL DE MARCHANDISE
MACHINERY NES	U K	641			641	R U	MACHINES NDA
	OTHER	2,094			2,094	AUTRE	
COMMODITY TOTAL		2,735			2,735		TOTAL DE MARCHANDISE

TABLE 1. CARGOES LOADED AT CANADIAN PORTS FOR FOREIGN COUNTRIES.

TABLEAU 1. MARCHANDISES CHARGÉES DANS LES PORTS CANADIENS A DESTINATION DE PAYS ÉTRANGERS.

COUNTRY OF DESTINATION AND KIND OF CARGO	REGISTRY OF VESSEL	ATLANTIC ATLANTIQUE	GREAT LAKES GRANDS LACS	PACIFIC PACIFIQUE	TOTAL TOTAL	IMMATIC. OU NAVIRE	PAYS DE DESTINATION ET MARCHANDISE
MEXICO							MEXIQUE
CONT. PASS. AUTOS AND CHASSIS	OTHER	2			2	AUTRE	SUITE VOITURES PART., CHASSIS
MOTOR VEHICLE ENGINES	U K	1,147			1,147	R U	MOTEURS DE VEH. AUTOM.
	OTHER	1,350			1,350	AUTRE	
COMMODITY TOTAL		2,497			2,497		TOTAL DE MARCHANDISE
EQUIPMENT MISC.	U K	40			40	R U	MATERIEL DIVERS
	OTHER	1			1	AUTRE	
COMMODITY TOTAL		41			41		TOTAL DE MARCHANDISE
PERSONAL, HOUSEHOLD GOODS	U K	21			21	R U	ART. PERS. ET MENAGERS
	NORW			2	2	NORV	
	OTHER	6			6	AUTRE	
COMMODITY TOTAL		27		2	29		TOTAL DE MARCHANDISE
MISC. END PRODUCTS NES	U K	1			1	R U	PRODUITS FINIS DIV. NDA
	OTHER	1			1	AUTRE	
COMMODITY TOTAL		2			2		TOTAL DE MARCHANDISE
GENERAL CARGO	U K	255			255	R U	MARCHANDISES DIVERSES
	OTHER	68			68	AUTRE	
COMMODITY TOTAL		323			323		TOTAL DE MARCHANDISE
COUNTRY/REGION TOTAL		217,577*	1,881*	15,310*	234,768*		TOTAL DE PAYS/REGION
NETH. ANTILLES							ANTILLES NEERL
FISH, CANNED	ITALY			3	3	ITAL	POISSON EN BOITES
	U S A			3	3	E-U	
COMMODITY TOTAL				6	6		TOTAL DE MARCHANDISE
NEWSPRINT PAPER	GER	200			200	ALL	PAPIER JOURNAL
	NORW	200			200	NORV	
	U S A			49	49	E-U	
	OTHER	212			212	AUTRE	
COMMODITY TOTAL		612		49	661		TOTAL DE MARCHANDISE
PAPERBOARD	U S A			28	28	E-U	CARTON
BLDG. PAPER AND BOARD	U S A			85	85	E-U	PLAQ. CONSTR., PAP/CART.
MISC. END PRODUCTS NES	U S A			7	7	E-U	PRODUITS FINIS DIV. NDA
CONTAINERIZED FREIGHT	U S A			159	159	E-U	FRET CONTENEURESE
COUNTRY/REGION TOTAL		612*	*	334*	946*		TOTAL DE PAYS/REGION
NICARAGUA							NICARAGUA
FISH, CANNED	OTHER			1	1	AUTRE	POISSON EN BOITES
MALT AND MALT FLOUR	U S A			550	550	E-U	MALT ET FARINE DE MALT
	OTHER			2,092	2,092	AUTRE	
COMMODITY TOTAL				2,642	2,642		TOTAL DE MARCHANDISE
VEGETABLES, DRIED	U S A			328	328	E-U	LEGUMES, SECS
MISC. FOOD PREP. NES	U S A			336	336	E-U	DIV. PREP. ALIM. NDA
ASBESTOS	U S A			621	621	E-U	AMIANTE
	OTHER			816	816	AUTRE	
COMMODITY TOTAL				1,437	1,437		TOTAL DE MARCHANDISE
LUMBER AND TIMBER	OTHER			5	5	AUTRE	BOIS D'OEUVRE ET CHARP.
NEWSPRINT PAPER	GER	1,089			1,089	ALL	PAPIER JOURNAL
	SWEON	1,889			1,889	SUEDE	
	U S A			110	110	E-U	
COMMODITY TOTAL		2,978		110	3,088		TOTAL DE MARCHANDISE
PAPER NES	U S A			21	21	E-U	PAPIER NDA
EXPLOS., FUSES, CAPS	NETH	52			52	P. BAS	EXPLOS., AMORCES, DET.
	OTHER	193			193	AUTRE	
COMMODITY TOTAL		245			245		TOTAL DE MARCHANDISE
FERTILIZERS NES	OTHER			2,114	2,114	AUTRE	ENGRAIS CHIMIQUE NDA
PLATE & SHEET STEEL	OTHER			23	23	AUTRE	TOLES, FEUILLES D'ACIER
STRUCTURAL SHAPES	U S A			12	12	E-U	PROFILES DE CONSTRUCT.
ALUMINUM	U S A			147	147	E-U	ALUMINIUM
COUNTRY/REGION TOTAL		3,223*	*	7,176*	10,399*		TOTAL DE PAYS/REGION
PANAMA							PANAMA
MEAT, FRESH OR FROZEN	NORW			43	43	NORV	VIANDE, FRAICHE / CONG.
	U S A			16	16	E-U	
COMMODITY TOTAL				59	59		TOTAL DE MARCHANDISE
MEAT, CURED	NORW			5	5	NORV	VIANDE FUMÉE OU SALÉE
FISH, FRESH OR FROZEN	GER	158			158	ALL	POISSON, FRAIS OU CONG.
FISH, CANNED	U S A			5	5	E-U	POISSON EN BOITES
	OTHER	2			2	AUTRE	
COMMODITY TOTAL		2		5	7		TOTAL DE MARCHANDISE
MILK POWDER	OTHER	82			82	AUTRE	LAIT EN POUDRE
MALT AND MALT FLOUR	GER	60			60	ALL	MALT ET FARINE DE MALT
	OTHER	667			667	AUTRE	
COMMODITY TOTAL		727			727		TOTAL DE MARCHANDISE
APPLES	U K			67	67	R U	POMMES
	U S A			153	153	E-U	
COMMODITY TOTAL				220	220		TOTAL DE MARCHANDISE
FRESH FRUITS, BERRIES	NORW			22	22	NORV	FRUITS, BAIES FRAIS
	U S A			43	43	E-U	
COMMODITY TOTAL				65	65		TOTAL DE MARCHANDISE
FRUIT, PRES. NOT CANNED	OTHER	46			46	AUTRE	CONS. FRUITS NON BOITE
VEGETABLES, DRIED	OTHER	100			100	AUTRE	LEGUMES, SECS

TABLE 1. CARGOES LOADED AT CANADIAN PORTS FOR FOREIGN COUNTRIES.

TABLEAU 1. MARCHANDISES CHARGÉES DANS LES PORTS CANADIENS A DESTINATION DE PAYS ÉTRANGERS.

COUNTRY OF DESTINATION AND KIND OF CARGO	REGISTRY OF VESSEL	ATLANTIC ATLANTIQUE	GREAT LAKES GRANDS LACS	PACIFIC PACIFIQUE	TOTAL TOTAL	IMMATIC. DU NAVIRE	PAYS DE DESTINATION ET MARCHANDISE
PANAMA	COMT.						PANAMA
MISC. FOOD PREP. NES	OTHER	749			749	AUTRE	SUITE
NON-ALCOHOLIC BEVERAGE	GREEK	17			17	GRECQ	DIV. PREP. ALIM. NDA
DIST. ALCOHOLIC BEV.	OTHER	5			5	AUTRE	BOISSONS NON-ALCOOLIQ.
CRUDE WOOD MTL. NES	OTHER	4			4	AUTRE	BOISS. ALCOOL. DIST.
DRES AND CONC. NES	OTHER	1			1	AUTRE	MATIERES BOIS BRUT NDA
ASBESTOS	OTHER	355			355	AUTRE	MINERAIS ET CONC. NDA
CRUDE NON-MET. MIN. NES	OTHER	152			152	AUTRE	AMIANTE
PULP	U S A			59	59	E-U	MIN. NON-MET. BRUTS NDA
NEWSPRINT PAPER	GER	2,159			2,159	AUTRE	PATE
	NORW			449	449	NORV	PAPIER JOURNAL
	SWEON	1,398			1,398	SUEDE	
	OTHER	965			965	AUTRE	
COMMODITY TOTAL		4,522		449	4,971		TOTAL DE MARCHANDISE
PAPER NES	GREEK	37			37	GRECQ	PAPIER NDA
	LIBER	19			19	LIBER	
	OTHER	245			245	AUTRE	
COMMODITY TOTAL		301			301		TOTAL DE MARCHANDISE
PAPERBOARD	U K	2,929			2,929	R U	CARTON
	ITALY	614			614	ITAL	
	NETH	5,508			5,508	P. BAS	
	U S A			59	59	E-U	
	OTHER	1,762			1,762	AUTRE	
COMMODITY TOTAL		10,813		59	10,872		TOTAL DE MARCHANDISE
BLDG. PAPER AND BOARD	GER	70			70	ALL	PLAQ. CONSTR., PAP/CART.
	GREEK	6			6	GRECQ	
	OTHER	461			461	AUTRE	
COMMODITY TOTAL		537			537		TOTAL DE MARCHANDISE
CORDAGE, TWINE, ROPE	NORW			2	2	NORV	CORDAGE, FICELLE, CORDE
TEXTILE FAB. MTL NES	GREEK	8			8	GRECQ	OUVR. EN MAT. TEXT. NDA
	LIBER	19			19	LIBER	
	OTHER	71			71	AUTRE	
COMMODITY TOTAL		98			98		TOTAL DE MARCHANDISE
INORGANIC CHEMS. NES	OTHER	164			164	AUTRE	PROD. CHIM. INORG. NDA
ORGANIC CHEMICALS NES	OTHER	13			13	AUTRE	PROD. CHIM. ORGAN. NDA
EXPLOS., FUSES, CAPS	OTHER	2			2	AUTRE	EXPLOS., AMORCES, DET.
AGRICULTURAL CHEMICALS	OTHER	27			27	AUTRE	PROD. CHIM. AGRICOLES
DYESTUFF, PIGMENT, PAINT	GREEK	3			3	GRECQ	MAT. COLOR. PIG. PEINTURES
	OTHER	15			15	AUTRE	
COMMODITY TOTAL		18			18		TOTAL DE MARCHANDISE
CHEM. SPECIALTIES NES	OTHER	4			4	AUTRE	PROD. CHIM. SPECIAUX NDA
LUBRICATING OIL, GREASE	OTHER	1			1	AUTRE	HUILE, GRAISSE LUBRIF.
PETROL. COAL PROD. NES	OTHER	119			119	AUTRE	DERIVE PETR. CHARB. NDA
CASTINGS, FORGINGS	OTHER	122			122	AUTRE	MOUL. PIECES FORGES
PLATE & SHEET STEEL	CAN		620		620	CAN	TOLES, FEUILLES D'ACIER
	OTHER	890			890	AUTRE	
COMMODITY TOTAL		890	620		1,510		TOTAL DE MARCHANDISE
STRUCTURAL SHAPES	GREEK	45			45	GRECQ	PROFILES DE CONSTRUCT.
	OTHER	29			29	AUTRE	
COMMODITY TOTAL		74			74		TOTAL DE MARCHANDISE
PIPES, TUBES: IRON, STEEL	OTHER	4			4	AUTRE	TUYAUX, TUBES: FER, ACIER
ALUMINUM	OTHER	375			375	AUTRE	ALUMINIUM
COPPER AND ALLOYS	LIBER	1			1	LIBER	CUIVRE ET ALLIAGES
	OTHER	63			63	AUTRE	
COMMODITY TOTAL		64			64		TOTAL DE MARCHANDISE
METAL FAB. BASIC PROD.	GREEK	1			1	GRECQ	OUVR. DE BASE EN METAL
	OTHER	64			64	AUTRE	
COMMODITY TOTAL		65			65		TOTAL DE MARCHANDISE
CEMENT	OTHER	2			2	AUTRE	CIMENT
LIME	OTHER	120			120	AUTRE	CHAUX
NON-MET. MIN. BASIC PROD	OTHER	2			2	AUTRE	PROD. MIN. NON-MET. BASE
MISC. FABRICATED PROD.	OTHER	15			15	AUTRE	OUVRAGES DIVERS
MACHINERY NES	GREEK	1			1	GRECQ	MACHINES NDA
	OTHER	26			26	AUTRE	
COMMODITY TOTAL		27			27		TOTAL DE MARCHANDISE
PASS. AUTOS AND CHASSIS	NORW			1	1	NORV	VOITURES PART., CHASSIS
	OTHER	2			2	AUTRE	
COMMODITY TOTAL		2		1	3		TOTAL DE MARCHANDISE
MOTOR VEHICLE ENGINES	GER	20			20	ALL	MOTEURS DE VEH. AUTOM.
	GREEK	2			2	GRECQ	
	OTHER	7			7	AUTRE	
COMMODITY TOTAL		29			29		TOTAL DE MARCHANDISE
RUBBER TIRES AND TUBES	OTHER	8			8	AUTRE	PNEUS, CHAMBRES A AIR
EQUIPMENT MISC.	GER	28			28	ALL	MATERIEL DIVERS
	OTHER	2			2	AUTRE	
COMMODITY TOTAL		30			30		TOTAL DE MARCHANDISE
PERSONAL, HOUSEHOLD GOODS	NORW			5	5	NORV	ART. PERS. ET MENAGERS
	OTHER	38			38	AUTRE	
COMMODITY TOTAL		38		5	43		TOTAL DE MARCHANDISE
FIREARMS, AMMUNITION	OTHER	7			7	AUTRE	ARMES A FEU, MUNITIONS
CONTAINERS, CLOSURES	OTHER	2			2	AUTRE	CONTENEURS, FERMETURES
MISC. END PRODUCTS NES	GREEK	20			20	GRECQ	PRODUITS FINIS DIV. NDA
	OTHER	170			170	AUTRE	
COMMODITY TOTAL		190			190		TOTAL DE MARCHANDISE
GENERAL CARGO	GREEK	3			3	GRECQ	MARCHANDISES DIVERSES
	OTHER	14			14	AUTRE	
COMMODITY TOTAL		17			17		TOTAL DE MARCHANDISE

TABLE 1. CARGOES LOADED AT CANADIAN PORTS FOR FOREIGN COUNTRIES.

TABLEAU 1. MARCHANDISES CHARGÉES DANS LES PORTS CANADIENS A DESTINATION DE PAYS ÉTRANGERS.

COUNTRY OF DESTINATION AND KIND OF CARGO	REGISTRY OF VESSEL	ATLANTIC ATLANTIQUE	GREAT LAKES GRANDS LACS	PACIFIC PACIFIQUE	TOTAL TOTAL	IMMATRIC. DU NAVIRE	PAYS DE DESTINATION ET MARCHANDISE
PANAMA CONT. CONTAINERIZED FREIGHT	U S A			666	666	E-U	PANAMA SUITE
	OTHER	6			6	AUTRE	FRET CONTENEURESE
COMMODITY TOTAL		6		666	672		TOTAL DE MARCHANDISE
COUNTRY/REGION TOTAL		21,106*	620*	1,595*	23,321*		TOTAL DE PAYS/REGION
PUERTO RICO FISH, FRESH OR FROZEN	U K	455			455	R U	PORTO-RICO
	GER	2,391			2,391	ALL	POISSON, FRAIS OU CONG.
	NORW	155			155	NORV	
COMMODITY TOTAL		3,001			3,001		TOTAL DE MARCHANDISE
FISH, SALTED OR CURED	CAN	936			936	CAN	POISSON, SALE OU FUME
DAIRY PROD., EGGS, HONEY	NORW	7			7	NORV	PROD. LAIT., OEUFS, MIEL
CORN	NORW	17			17	NORV	MAIS
MALT AND MALT FLOUR	U K	461			461	R U	MALT ET FARINE DE MALT
	GER	482			482	ALL	
	NORW	658			658	NORV	
COMMODITY TOTAL		1,601			1,601		TOTAL DE MARCHANDISE
WHEAT FLOUR	GER	522			522	ALL	FARINE DE BLE
POTATOES	PANAM	1,656			1,656	PANAM	POMMES DE TERRE
VEGETABLES, DRIED	GER	12			12	ALL	LEGUMES, SECS
	PANAM	21			21	PANAM	
COMMODITY TOTAL		33			33		TOTAL DE MARCHANDISE
SUGAR, NES	GER	40			40	ALL	SUCRE, NDA
MISC. FOOD PREP. NES	GER	63			63	ALL	DIV. PREP. ALIM. NDA
NON-ALCOHOLIC BEVERAGE	GER	48			48	ALL	BOISSONS NON-ALCOOLIQ.
DIST. ALCOHOLIC BEV.	PANAM	7			7	PANAM	BOISS. ALCOOL. DIST.
CRUDE WOOD MTLs. NES	PANAM	79			79	PANAM	MATIERES BOIS BRUT NDA
ASBESTOS	U K			4,014	4,014	R U	AMIANTE
	GER	3			3	ALL	
COMMODITY TOTAL		3		4,014	4,017		TOTAL DE MARCHANDISE
SALT	U K	48			48	R U	SEL
CRUDE NON-MET. MIN. NES	GER	5			5	ALL	MIN. NON-MET. BRUTS NDA
WASTE AND SCRAP NES	OTHER	40			40	AUTRE	DECHETS ET REBUTS NDA
LUMBER AND TIMBER	U K	165		19,634	19,799	R U	BOIS OEUVRE ET CHARP.
	DENMK	786			786	DANMK	
	GER	817			817	ALL	
	GREEK			3,965	3,965	GREQQ	
	NORW	68		51,149	51,217	NORV	
	SWEDN			4,258	4,258	SUEDE	
	LIBER			5,213	5,213	LIBER	
	PANAM	710			710	PANAM	
COMMODITY TOTAL		2,546		84,219	86,765		TOTAL DE MARCHANDISE
FLOORING	GER	10			10	ALL	LAMES POUR PARQUET
SHINGLES AND SHAKES	U K			135	135	R U	BARDEAUX, BARD. FACADE
	NORW			7,435	7,435	NORV	
COMMODITY TOTAL				7,570	7,570		TOTAL DE MARCHANDISE
SAWMILL PRODUCTS NES	GER	20			20	ALL	SCIAGES NDA
VENEER, PLYWOOD	GER	4			4	ALL	PLACAGES, CONTRE-PLAQ.
PULP	PANAM	551			551	PANAM	PATE
	CAN	721			721	CAN	
	OTHER	2,555			2,555	AUTRE	
COMMODITY TOTAL		3,827			3,827		TOTAL DE MARCHANDISE
NEWSPRINT PAPER	U K	192			192	R U	PAPIER JOURNAL
	GER	13,111			13,111	ALL	
	GREEK	1,694			1,694	GREQQ	
	NORW	1,509			1,509	NORV	
	SWEDN	8,491			8,491	SUEDE	
	CAN	1,920			1,920	CAN	
	OTHER	5,040			5,040	AUTRE	
COMMODITY TOTAL		31,957			31,957		TOTAL DE MARCHANDISE
PAPER NES	NORW	41			41	NORV	PAPIER NDA
PAPERBOARD	LIBER	684			684	LIBER	CARTON
	PANAM	1,376			1,376	PANAM	
	OTHER	3,759			3,759	AUTRE	
COMMODITY TOTAL		5,819			5,819		TOTAL DE MARCHANDISE
BLOG. PAPER AND BOARD	GER	183			183	ALL	PLAQ. CONSTR., PAP/CART.
	OTHER	1,753			1,753	AUTRE	
COMMODITY TOTAL		1,936			1,936		TOTAL DE MARCHANDISE
METALLIC SALTS	GER	9			9	ALL	SELS METALLIQUES
EXPLOS., FUSES, CAPS	GER	1			1	ALL	EXPLOS., AMORCES, DET.
PETROL. COAL PROD. NES	OTHER	21,511			21,511	AUTRE	DERIVE PETR. CHARB. NDA
BARS AND RODS, STEEL	DENMK	1,506			1,506	DANMK	BARRES ET TIGES ACIER
	GER	8			8	ALL	
	OTHER	2,473			2,473	AUTRE	
COMMODITY TOTAL		3,987			3,987		TOTAL DE MARCHANDISE
PLATE & SHEET STEEL	GER	223		336	559	ALL	TOLES, FEUILLES DACIER
	OTHER			1,159	1,159	AUTRE	
COMMODITY TOTAL		223		1,495	1,718		TOTAL DE MARCHANDISE
STRUCTURAL SHAPES	GER	113			113	ALL	PROFILES DE CONSTRUCT.
	NORW	108			108	NORV	
COMMODITY TOTAL		221			221		TOTAL DE MARCHANDISE
PIPES, TUBES: IRON, STEEL	GER	11			11	ALL	TUYAUX, TUBES: FER, ACIER
	NORW	29			29	NORV	
COMMODITY TOTAL		40			40		TOTAL DE MARCHANDISE

TABLE 1. CARGOES LOADED AT CANADIAN PORTS FOR FOREIGN COUNTRIES.

TABLEAU 1. MARCHANDISES CHARGÉES DANS LES PORTS CANADIENS A DESTINATION DE PAYS ÉTRANGERS.

COUNTRY OF DESTINATION AND KIND OF CARGO	REGISTRY OF VESSEL	ATLANTIC ATLANTIQUE	GREAT LAKES GRANDS LACS	PACIFIC PACIFIQUE	TOTAL TOTAL	IMMATIC. DU NAVIRE	PAYS DE DESTINATION ET MARCHANDISE
PUERTO RICO CONT.							PORTO-RICO SUITE
ALUMINUM	NORW	400			400	NORV	ALUMINIUM
COPPER AND ALLOYS	GER	30			30	ALL	CUIVRE ET ALLIAGES
	NORW	29			29	NORV	
COMMODITY TOTAL		59			59		TOTAL DE MARCHANDISE
METAL FAB. BASIC PROD.	U K	98			98	R U	OUVR. DE BASE EN METAL
	GER	13			13	ALL	
COMMODITY TOTAL		111			111		TOTAL DE MARCHANDISE
BRICKS, TILES NES	GER	737			737	ALL	BRIQUES, TUILES NDA
	PANAM	160			160	PANAM	
COMMODITY TOTAL		897			897		TOTAL DE MARCHANDISE
CEMENT	GER	1			1	ALL	CIMENT
NON-MET. MIN. BASIC PROD	GER	12			12	ALL	PROD. MIN. NON-MET. BASE
MISC. FABRICATED PROD.	GER	7			7	ALL	OUVRAGES DIVERS
	PANAM	20			20	PANAM	
COMMODITY TOTAL		27			27		TOTAL DE MARCHANDISE
MACHINERY NES	U K	9			9	R U	MACHINES NDA
	GER	2			2	ALL	
	NORW	2			2	NORV	
COMMODITY TOTAL		13			13		TOTAL DE MARCHANDISE
PASS. AUTOS AND CHASSIS	GER	23	651		674	ALL	VOITURES PART., CHASSIS
	NORW	2,054	4,760		6,814	NORV	
COMMODITY TOTAL		2,077	5,411		7,488		TOTAL DE MARCHANDISE
TRUCKS AND CHASSIS	GER		500		500	ALL	CAMIONS ET CHASSIS
	NORW	560			560	NORV	
COMMODITY TOTAL		560	500		1,060		TOTAL DE MARCHANDISE
MOTOR VEHICLE ENGINES	U K	3			3	R U	MOTEURS DE VEH. AUTOM.
	GER	2			2	ALL	
COMMODITY TOTAL		5			5		TOTAL DE MARCHANDISE
RUBBER TIRES AND TUBES	GER	5			5	ALL	PNEUS, CHAMBRES A AIR
EQUIPMENT MISC.	GER	10			10	ALL	MATERIEL DIVERS
	NORW	1			1	NORV	
	PANAM	1			1	PANAM	
COMMODITY TOTAL		12			12		TOTAL DE MARCHANDISE
PERSONAL, HOUSEHOLD GOODS	GER	12			12	ALL	ART. PERS. ET MENAGERS
CONTAINERS, CLOSURES	GER	1			1	ALL	CONTENEURS, FERMETURES
MISC. END PRODUCTS NES	GER	3			3	ALL	PRODUITS FINIS DIV. NDA
GENERAL CARGO	U K	22			22	R U	MARCHANDISES DIVERSES
	GER	2			2	ALL	
	NORW	38			38	NORV	
	PANAM	4			4	PANAM	
	OTHER	10			10	AUTRE	
COMMODITY TOTAL		76			76		TOTAL DE MARCHANDISE
CONTAINERIZED FREIGHT	GER	9			9	ALL	FRET CONTAINERISE
COUNTRY/REGION TOTAL		84,538*	7,406*	95,803*	187,747*		TOTAL DE PAYS/REGION
GREENLAND							GREENLAND
MISC. FOOD PREP. NES	LIBER	96			96	LIBER	DIV. PREP. ALIM. NDA
	CAN	157			157	CAN	
COMMODITY TOTAL		253			253		TOTAL DE MARCHANDISE
BOLTS, ROUND TIMBER	DENMK	164			164	DANMK	BILLOTS, BOIS ROUNDS
RUBBER FAB. MATERIALS	DENMK	10			10	DANMK	DEMI-PROD. CAOUTCHOUC
	CAN	2			2	CAN	
COMMODITY TOTAL		12			12		TOTAL DE MARCHANDISE
LUMBER AND TIMBER	DENMK	231			231	DANMK	BOIS OEUVRE ET CHARP.
	LIBER	45			45	LIBER	
	CAN	270			270	CAN	
COMMODITY TOTAL		546			546		TOTAL DE MARCHANDISE
RAILWAY TIES	LIBER	46			46	LIBER	TRAVERSES DE CH. FER
	CAN	68			68	CAN	
COMMODITY TOTAL		114			114		TOTAL DE MARCHANDISE
WOOD FAB. MATERIALS	DENMK	2			2	DANMK	DEMI-PRODUITS EN BOIS
	CAN	52			52	CAN	
COMMODITY TOTAL		54			54		TOTAL DE MARCHANDISE
BLDG. PAPER AND BOARD	CAN	4			4	CAN	PLAQ. CONSTR., PAP/CART.
METALLIC SALTS	DENMK	26			26	DANMK	SELS METALLIQUES
INORGANIC CHEMS. NES	DENMK	52			52	DANMK	PROD. CHIM. INORG. NDA
ORGANIC CHEMICALS NES	DENMK	27			27	DANMK	PROD. CHIM. ORGAN. NDA
	LIBER	783			783	LIBER	
COMMODITY TOTAL		810			810		TOTAL DE MARCHANDISE
DYESTUFF, PIGMENT, PAINT	DENMK	4			4	DANMK	MAT. COLOR. PIG. PEINTURE
CHEM. SPECIALTIES NES	DENMK	30			30	DANMK	PROD. CHIM. SPECIAUX NDA
	LIBER	2			2	LIBER	
COMMODITY TOTAL		32			32		TOTAL DE MARCHANDISE
GASOLINE	CAN	120			120	CAN	ESSENCE
FUEL OIL	U K	2,851			2,851	R U	MAZOUT
	NORW	11,073			11,073	NORV	
	LIBER	10			10	LIBER	
COMMODITY TOTAL		13,934			13,934		TOTAL DE MARCHANDISE
LUBRICATING OIL, GREASE	NORW	26			26	NORV	HUILE, GRAISSE LUBRIF.
	CAN	28			28	CAN	
COMMODITY TOTAL		54			54		TOTAL DE MARCHANDISE
PETROL, COAL PROD. NES	CAN	17			17	CAN	DERIVE PETR. CHARB. NDA
CASTINGS, FORGINGS	DENMK	53			53	DANMK	MOUL. PIÈCES FORGES
STRUCTURAL SHAPES	DENMK	73			73	DANMK	PROFILES EN CONSTRUCT.

TABLE 1. CARGOES LOADED AT CANADIAN PORTS FOR FOREIGN COUNTRIES.

TABLIÉAU 1. MARCHANDISES CHARGÉES DANS LES PORTS CANADIENS A DESTINATION DE PAYS ÉTRANGERS.

COUNTRY OF DESTINATION AND KIND OF CARGO	REGISTRY OF VESSEL	ATLANTIC ATLANTIQUE	GREAT LAKES GRANDS LACS	PACIFIC PACIFIQUE	TOTAL TOTAL	IMMATIC. DU NAVIRE	PAYS DE DESTINATION ET MARCHANDISE
GREENLAND CONT.							GROENLAND SUITE
	LIBER	214			214	LIBER	
	CAN	380			380	CAN	
COMMODITY TOTAL		672			672		TOTAL DE MARCHANDISE
RAILS & TRACK MATERIAL	CAN	38			38	CAN	RAILS, MAT. VOIE FERREE
PIPES, TUBES: IRON, STEEL	DENMK	50			50	DANMK	TUYAUX, TUBES: FER, ACIER
	LIBER	21			21	LIBER	
	CAN	35			35	CAN	
COMMODITY TOTAL		106			106		TOTAL DE MARCHANDISE
WIRE	LIBER	5			5	LIBER	FIL METALLIQUE
METAL FAB. BASIC PROD.	DENMK	63			63	DANMK	OUVR. DE BASE EN METAL
	LIBER	60			60	LIBER	
	CAN	83			83	CAN	
COMMODITY TOTAL		206			206		TOTAL DE MARCHANDISE
BRICKS, TILES NES	LIBER	2			2	LIBER	BRIQUES, TUILES NDA
GLASS BASIC PRODUCTS	CAN	1			1	CAN	OUVR. DE BASE EN VERRE
ASBESTOS BASIC PROD.	CAN	1			1	CAN	OUVR. DE BASE AMIANTE
CEMENT	LIBER	10			10	LIBER	CIMENT
LIME	DENMK	271			271	DANMK	CHAUX
NON-MET. MIN. BASIC PROD	DENMK	6			6	DANMK	PROD. MIN. NON-MET. BASE
	LIBER	20			20	LIBER	
	CAN	5			5	CAN	
COMMODITY TOTAL		31			31		TOTAL DE MARCHANDISE
MACHINERY NES	DENMK	124			124	DANMK	MACHINES NDA
	LIBER	119			119	LIBER	
	CAN	96			96	CAN	
COMMODITY TOTAL		339			339		TOTAL DE MARCHANDISE
RAILWAY ROLLING STOCK	DENMK	105			105	DANMK	MAT. ROUL. DE CH. DE FER
RUBBER TIRES AND TUBES	LIBER	2			2	LIBER	PNEUS, CHAMBRES A AIR
EQUIPMENT MISC.	DENMK	122			122	DANMK	MATERIEL DIVERS
	LIBER	23			23	LIBER	
	CAN	80			80	CAN	
COMMODITY TOTAL		225			225		TOTAL DE MARCHANDISE
PERSONAL, HSEHOLD GOODS	DENMK	2			2	DANMK	ART. PERS. ET MENAGERS
	CAN	25			25	CAN	
COMMODITY TOTAL		27			27		TOTAL DE MARCHANDISE
MISC. END PRODUCTS NES	DENMK	9			9	DANMK	PRODUITS FINIS DIV. NDA
	LIBER	3			3	LIBER	
COMMODITY TOTAL		12			12		TOTAL DE MARCHANDISE
GENERAL CARGO	DENMK	5			5	DANMK	MARCHANDISES DIVERSES
	NORW	93			93	NORV	
	LIBER	31			31	LIBER	
	CAN	8			8	CAN	
COMMODITY TOTAL		137			137		TOTAL DE MARCHANDISE
COUNTRY/REGION TOTAL		18,439*			18,439*		TOTAL DE PAYS/REGION
ST. PIERRE-MIQ.							ST-PIERRE-MIQ.
CATTLE	OTHER	232			232	AUTRE	BOVINS
LIVE ANIMALS, NES	OTHER	180			180	AUTRE	ANIMAUX VIVANTS, NDA
MEAT, FRESH OR FROZEN	OTHER	210			210	AUTRE	VIANDE, FRAICHE / CONG.
FISH, FRESH OR FROZEN	OTHER	3			3	AUTRE	POISSON, FRAIS OU CONG.
BUTTER	CAN	2			2	CAN	BEURRE
DAIRY PRDD. EGGS, HONEY	CAN	1			1	CAN	PROD. LAIT., OEUF, MIEL
	OTHER	15			15	AUTRE	
COMMODITY TOTAL		16			16		TOTAL DE MARCHANDISE
CEREALS UNMILLED, NES	OTHER	23			23	AUTRE	CEREALES NON MOUL., NDA
WHEAT FLOUR	OTHER	401			401	AUTRE	FARINE DE BLE
FRESH FRUITS, BERRIES	OTHER	149			149	AUTRE	FRUITS, BAIES FRAIS
FROZEN FRUITS, BERRIES	OTHER	9			9	AUTRE	FRUITS, BAIES CONGELES
POTATOES	CAN	19			19	CAN	POMMES DE TERRE
	OTHER	415			415	AUTRE	
COMMODITY TOTAL		434			434		TOTAL DE MARCHANDISE
VEGETABLES, FRESH	CAN	2			2	CAN	LEGUMES, FRAIS
	OTHER	378			378	AUTRE	
COMMODITY TOTAL		380			380		TOTAL DE MARCHANDISE
VEGETABLES, FROZEN	OTHER	10			10	AUTRE	LEGUMES, CONGELES
VEGETABLE PREP. NES	OTHER	10			10	AUTRE	PREP. DE LEGUMES NDA
SUGAR, NES	OTHER	163			163	AUTRE	SUCRE, NDA
SUGAR PREPARATIONS	OTHER	23			23	AUTRE	PREP. A BASE DE SUCRE
MARGARINE	OTHER	3			3	AUTRE	MARGARINE
MISC. FOOD PREP. NES	CAN	44			44	CAN	DIV. PREP. ALIM. NDA
	OTHER	992			992	AUTRE	
COMMODITY TOTAL		1,036			1,036		TOTAL DE MARCHANDISE
HAY, FORAGE, STRAW	OTHER	2,133			2,133	AUTRE	FOIN, FOURRAGE, PAILLE
GROUND CEREALS NES	CAN	28			28	CAN	CEREALES MOULUES NDA
	OTHER	723			723	AUTRE	
COMMODITY TOTAL		751			751		TOTAL DE MARCHANDISE
CONC. COMPLETE FEEDS	OTHER	347			347	AUTRE	CONC., PROV. COMPLETEES
NON-ALCOHOLIC BEVERAGE	GER	67			67	ALL	BOISSONS NON-ALCOOLIQ.
	CAN	2			2	CAN	
	OTHER	93			93	AUTRE	
COMMODITY TOTAL		162			162		TOTAL DE MARCHANDISE
DIST. ALCOHOLIC BEV.	OTHER	39			39	AUTRE	BOISS. ALCOOL. DIST.
CIGARETTES	OTHER	1			1	AUTRE	CIGARETTES
CRUDE VEG. PROD. NES	OTHER	20			20	AUTRE	PR. BRUTS ORIG. VEG. NDA

TABLE 1. CARGUES LOADEES AT CANADIAN PORTS FOR FOREIGN COUNTRIES.

TABLEAU 1. MARCHANDISES CHARGÉES DANS LES PORTS CANADIENS A DESTINATION DE PAYS ÉTRANGERS.

COUNTRY OF DESTINATION AND KIND OF CARGO	REGISTRY OF VESSEL	ATLANTIC ATLANTIQUE	GREAT LAKES GRANDS LACS	PACIFIC PACIFIQUE	TOTAL TOTAL	IMMATIC. DU NAVIRE	PAYS DE DESTINATION ET MARCHANDISE
ST-PIERRE-MIQ. CONT.							
LOGS	OTHER	27			27	AUTRE	ST-PIERRE-MIQ. SUITE
PULPWOOD	OTHER	15			15	AUTRE	BILLES
CRUDE WOOD MTLs. NES	OTHER	109			109	AUTRE	BOIS A PATE
COAL, BITUMINOUS	OTHER	368			368	AUTRE	MATIERES BOIS BRUT NDA
SALT	OTHER	12			12	AUTRE	CHARBON BITUMINEUX
WASTE AND SCRAP NES	OTHER	147			147	AUTRE	SEL
LUMBER AND TIMBER	CAN	509			509	CAN	DECHETS ET REBUTS NDA
	OTHER	1,548			1,548	AUTRE	BOIS D'OEUVRE ET CHARP.
COMMODITY TOTAL		2,057			2,057		TOTAL DE MARCHANDISE
VENEER, PLYWOOD	OTHER	60			60	AUTRE	PLACAGES, CONTRE-PLAQ.
PAPER NES	OTHER	53			53	AUTRE	PAPIER NDA
BLDG. PAPER AND BOARD	OTHER	143			143	AUTRE	PLAQ. CONSTR., PAP/CART.
TEXTILE FAB. MTL NES	CAN	94			94	CAN	OUVR. EN MAT. TEXT. NDA
	OTHER	764			764	AUTRE	
COMMODITY TOTAL		858			858		TOTAL DE MARCHANDISE
INORGANIC CHEMS. NES	OTHER	1			1	AUTRE	PROD. CHIM. INORG. NDA
EXPLOS., FUSES, CAPS	OTHER	1			1	AUTRE	EXPLOS., AMORCES, OET.
DYESTUFF, PIGMENT, PAINT	OTHER	6			6	AUTRE	MAT. COLOR. PIG. PEINTURE
CHEM. SPECIALTIES NES	OTHER	37			37	AUTRE	PROD. CHIM. SPECIAUX NDA
GASOLINE	CAN	1,043			1,043	CAN	ESSENCE
	OTHER	310			310	AUTRE	
COMMODITY TOTAL		1,353			1,353		TOTAL DE MARCHANDISE
FUEL OIL	CAN	95,886			95,886	CAN	MAZOUT
	OTHER	11,992			11,992	AUTRE	
COMMODITY TOTAL		107,878			107,878		TOTAL DE MARCHANDISE
LUBRICATING OIL, GREASE	CAN	17			17	CAN	HUILE, GRAISSE LUBRIF.
	OTHER	383			383	AUTRE	
COMMODITY TOTAL		400			400		TOTAL DE MARCHANDISE
ASPHALTS, ROAD OILS	OTHER	25			25	AUTRE	ASPHALTE, BITUME LIQD.
PETROL. COAL PROD. NES	OTHER	196			196	AUTRE	DERIVE PETR. CHARB. NDA
BARs AND RODS, STEEL	OTHER	15			15	AUTRE	BARRES ET TIGES ACIER
PLATE & SHEET STEEL	OTHER	2			2	AUTRE	TOLES, FEUILLES D'ACIER
PIPES, TUBES: IRON, STEEL	OTHER	78			78	AUTRE	TUYAUX, TUBES FER, ACIER
METAL FAB. BASIC PROD.	CAN	3			3	CAN	OUVR. DE BASE EN METAL
	OTHER	168			168	AUTRE	
COMMODITY TOTAL		171			171		TOTAL DE MARCHANDISE
CEMENT	OTHER	105			105	AUTRE	CIMENT
NON-MET. MIN. BASIC PROD	OTHER	44			44	AUTRE	PROD. MIN. NON-MET. BASE
MACHINERY NES	OTHER	17			17	AUTRE	MACHINES NDA
PASS. AUTOS AND CHASSIS	GER	1			1	ALL	VOITURES PART., CHASSIS
	OTHER	129			129	AUTRE	
COMMODITY TOTAL		130			130		TOTAL DE MARCHANDISE
TRUCKS AND CHASSIS	OTHER	30			30	AUTRE	CAMIONS ET CHASSIS
MOTOR VEHICLE ENGINES	OTHER	13			13	AUTRE	MOTEURS DE VEH. AUTOM.
ROAD MOTOR VEH. NES	OTHER	3			3	AUTRE	VEH. AUTOM. ROUTIERS NDA
RUBBER TIRES AND TUBES	CAN	2			2	CAN	PNEUS, CHAMBRES A AIR
	OTHER	8			8	AUTRE	
COMMODITY TOTAL		10			10		TOTAL DE MARCHANDISE
EQUIPMENT MISC.	OTHER	326			326	AUTRE	MATERIEL DIVERS
PERSONAL, HOUSEHOLD GOODS	OTHER	12			12	AUTRE	ART. PERS. ET MENAGERS
CONTAINERS, CLOSURES	OTHER	12			12	AUTRE	CONTENEURS, FERMETURES
MISC. END PRODUCTS NES	CAN	2			2	CAN	PRODUITS FINIS DIV. NDA
	OTHER	2			2	AUTRE	
COMMODITY TOTAL		4			4		TOTAL DE MARCHANDISE
GENERAL CARGO	GER	3			3	ALL	MARCHANDISES DIVERSES
	CAN	423			423	CAN	
COMMODITY TOTAL		426			426		TOTAL DE MARCHANDISE
COUNTRY/REGION TOTAL		121,881*	*	*	121,881*		TOTAL DE PAYS/REGION
U S HAWAII							
HULLS, SCREENINGS, CHAFF	NORW			12,146	12,146	NORV	E-U HAWAII
FEEDS, VEGETABLE ORIGIN	NORW			3,360	3,360	NORV	ECOLURES, CRIBLURES, BAL
LUMBER AND TIMBER	GER			641	641	ALL	PROD. D'ORIGINE VEGETALE
	NORW			34,041	34,041	NORV	BOIS D'OEUVRE ET CHARP.
	SWEDN			2,503	2,503	SUEDE	
COMMODITY TOTAL				37,185	37,185		TOTAL DE MARCHANDISE
SHINGLES AND SHAKES	NORW			976	976	NORV	BAROEUX, BARO. FACADE
WOOD FAB. MATERIALS	GER			13	13	ALL	DEMI-PRODUITS EN BOIS
NEWSPRINT PAPER	GER			64	64	ALL	PAPIER JOURNAL
	NORW			8,642	8,642	NORV	
	SWEDN			17,495	17,495	SUEDE	
	PANAM			2,564	2,564	PANAM	
	OTHER			8,569	8,569	AUTRE	
COMMODITY TOTAL				37,334	37,334		TOTAL DE MARCHANDISE
BLDG. PAPER AND BOARD	NORW			6	6	NORV	PLAQ. CONSTR., PAP/CART.
INORGANIC CHEMS. NES	GER			1,400	1,400	ALL	PROD. CHIM. INORG. NDA
	NORW			3,200	3,200	NORV	
COMMODITY TOTAL				4,600	4,600		TOTAL DE MARCHANDISE
POTASH	GER			1,339	1,339	ALL	POTASSE
FERTILIZERS NES	GER			505	505	ALL	ENGRAIS CHIMIQUE NDA
FERRO-ALLOYS	GER			51	51	ALL	FERRO-ALLIAGES
CASTINGS, FORGINGS	GER			2	2	ALL	MOUL. PIECES FORGES
WIRE	GER			20	20	ALL	FIL METALLIQUE
BRICKS, TILES NES	GER			15	15	ALL	BRICKS, TILES NDA

TABLE 1. CARGOES LOADED AT CANADIAN PORTS FOR FOREIGN COUNTRIES.

TABLEAU 1. MARCHANDISES CHARGÉES DANS LES PORTS CANADIENS A DESTINATION DE PAYS ÉTRANGERS.

COUNTRY OF DESTINATION AND KIND OF CARGO	REGISTRY OF VESSEL	ATLANTIC ATLANTIQUE	GREAT LAKES GRANDS LACS	PACIFIC PACIFIQUE	TOTAL TOTAL	IMMATIC. DU NAVIRE	PAYS DE DESTINATION ET MARCHANDISE
U S HAWAII CONT.							E-U HAWAII SUITE
ASBESTOS BASIC PRDD.	GER			2	2	ALL	OUVR. DE BASE AMIANTE
MACHINERY NES	GER			2	2	ALL	MACHINES NOA
	NORW			35	35	NORV	
COMMODITY TOTAL				37	37		TOTAL DE MARCHANDISE
PASS. AUTOS AND CHASSIS	U K			1	1	R U	VOITURES PART., CHASSIS
	GER			4	4	ALL	
COMMODITY TOTAL				5	5		TOTAL DE MARCHANDISE
PERSONAL, HSEHOLD GOODS	GER			8	8	ALL	ART. PERS. ET MENAGERS
	NORW			1	1	NORV	
COMMODITY TOTAL				9	9		TOTAL DE MARCHANDISE
MISC. END PRODUCTS NES	GER			1	1	ALL	PRODUITS FINIS DIV. NOA
COUNTRY/REGION TOTAL				97,606*	97,606*		TOTAL DE PAYS/REGION
U S ALASKA							E-U ALASKA
FISH, FRESH OR FROZEN	OTHER			193	193	AUTRE	POISSON, FRAIS DU CONG.
WHEAT	U S A			170	170	E-U	BLE
HULLS, SCREENINGS, CHAFF	U S A			1,563	1,563	E-U	ECOLURES, CRIBLURES, BAL
BRAN, SHORTS, MIDDINGS	U S A			210	210	E-U	SON, ISSUES DE CEREALES
GROUND CEREALS NES	LIBER			62	62	LIBER	CEREALES MOULUES NOA
SOYA, OIL MEAL, CAKE	U S A			80	80	E-U	FARINE TOURT. GR. SOYA
FEEDS, VEGETABLE ORIGIN	LIBER			76	76	LIBER	PROV. D'ORIGINE VEGETALE
	U S A			70	70	E-U	
COMMODITY TOTAL				146	146		TOTAL DE MARCHANDISE
SEEDS FOR SOWING NES	U S A			30	30	E-U	GRAINES DE SEMENCE NOA
BOLTS, ROUND TIMBER	CAN			76	76	CAN	BILLOTS, BOIS RONDOS
ORES AND CONC. NES	U S A			50	50	E-U	MINERAIS ET CONC. NOA
NATURAL GAS	U S A			65	65	E-U	GAZ NATUREL
SAND AND GRAVEL	CAN			23	23	CAN	SABLE ET GRAVIERS
	U S A			48	48	E-U	
COMMODITY TOTAL				71	71		TOTAL DE MARCHANDISE
STONE, CRUDE NES	CAN			2	2	CAN	PIERRE BRUTE NOA
SULPHUR IN ORES	U S A			6,260	6,260	E-U	SOUFRE EN MINERAI
LUMBER AND TIMBER	SWEDN			3,847	3,847	SUEDE	BOIS OEUVRE ET CHARP.
	LIBER			58	58	LIBER	
	U S A			810	810	E-U	
COMMODITY TOTAL				4,715	4,715		TOTAL DE MARCHANDISE
SHINGLES AND SHAKES	SWEDN			76	76	SUEDE	BARDEAUX, BARO. FACADE
NEWSPRINT PAPER	LIBER			3,310	3,310	LIBER	PAPIER JOURNAL
BLOG. PAPER AND BOARD	U S A			59	59	E-U	PLAQ. CONSTR., PAP./CART.
INORGANIC CHEMS. NES	U S A			24,549	24,549	E-U	PROD. CHIM. INORG. NOA
GLYCOL	U S A			50	50	E-U	GLYCOL
ORGANIC CHEMICALS NES	U S A			163	163	E-U	PROD. CHIM. ORGAN. NOA
EXPLOS., FUSES, CAPS	U S A			2,150	2,150	E-U	EXPLOS., AMORCES, DET.
FERTILIZERS NES	U S A			1,760	1,760	E-U	ENGRAIS CHIMIQUE NOA
GASOLINE	CAN			15,594	15,594	CAN	ESSENCE
	U S A			647	647	E-U	
COMMODITY TOTAL				16,241	16,241		TOTAL DE MARCHANDISE
FUEL OIL	CAN			139,712	139,712	CAN	MAZOUT
PETROL. COAL PRDD. NES	U S A			2,714	2,714	E-U	DERIVE PETR. CHARB. NOA
STRUCTURAL SHAPES	CAN			37	37	CAN	PROFILES DE CONSTRUCT.
RAILS & TRACK MATERIAL	CAN			1,080	1,080	CAN	RAILS, MAT. VOIE FERREE
PIPES, TUBES: IRON, STEEL	CAN			39	39	CAN	TUYAUX, TUBES: FER, ACIER
	U S A			1,545	1,545	E-U	
COMMODITY TOTAL				1,584	1,584		TOTAL DE MARCHANDISE
WIRE	CAN			23	23	CAN	FIL METALLIQUE
METAL FAB. BASIC PRDD.	CAN			23	23	CAN	OUVR. DE BASE EN METAL
BRICKS, TILES NES	CAN			22	22	CAN	BRIQUES, TUILES NOA
CEMENT	CAN			7,779	7,779	CAN	CIMENT
	U S A			38,793	38,793	E-U	
COMMODITY TOTAL				46,572	46,572		TOTAL DE MARCHANDISE
CEMENT BASIC PRDD.	CAN			310	310	CAN	OUVR. DE BASE CIMENT
LIME	CAN			5,038	5,038	CAN	CHAUX
	U S A			60	60	E-U	
COMMODITY TOTAL				5,098	5,098		TOTAL DE MARCHANDISE
NON-MET. MIN. BASIC PRDD	CAN			144	144	CAN	PROD. MIN. NON-MET. BASE
TRACTORS	CAN			239	239	CAN	TRACTEURS
	U S A			60	60	E-U	
COMMODITY TOTAL				299	299		TOTAL DE MARCHANDISE
MACHINERY NES	CAN			579	579	CAN	MACHINES NOA
	U S A			616	616	E-U	
COMMODITY TOTAL				1,195	1,195		TOTAL DE MARCHANDISE
RAILWAY ROLLING STOCK	CAN			174	174	CAN	MAT. ROUL. DE CH. DE FER
	U S A			75	75	E-U	
COMMODITY TOTAL				249	249		TOTAL DE MARCHANDISE
PASS. AUTOS AND CHASSIS	CAN			3	3	CAN	VOITURES PART., CHASSIS
	U S A			70	70	E-U	
COMMODITY TOTAL				73	73		TOTAL DE MARCHANDISE
TRUCKS AND CHASSIS	CAN			892	892	CAN	CAMIONS ET CHASSIS
	U S A			5	5	E-U	
COMMODITY TOTAL				897	897		TOTAL DE MARCHANDISE
MOTOR VEHICLE ENGINES	CAN			154	154	CAN	MOTEURS DE VEH. AUTOM.
ROAD MOTOR VEH. NES	CAN			241	241	CAN	VEH. AUTOM. ROUTIERS NOA
	U S A			300	300	E-U	
COMMODITY TOTAL				541	541		TOTAL DE MARCHANDISE

TABLE 1. CARGOES LOADED AT CANADIAN PORTS FOR FOREIGN COUNTRIES.

TABLEAU 1. MARCHANDISES CHARGÉES DANS LES PORTS CANADIENS A DESTINATION DE PAYS ÉTRANGERS.

COUNTRY OF DESTINATION AND KIND OF CARGO	REGISTRY OF VESSEL	ATLANTIC ATLANTIQUE	GREAT LAKES GRANDS LACS	PACIFIC PACIFIQUE	TOTAL TOTAL	IMMATIC. DU NAVIRE	PAYS DE DESTINATION ET MARCHANDISE
U S ALASKA CONT.							E-U ALASKA SUITE
SHIPS, AIRCRAFT, MIS. VEH	CAN			3	3	CAN	NAVIRES, AVIONS, VEH. DIV
	U S A			105	105	E-U	
COMMODITY TOTAL				108	108		TOTAL DE MARCHANDISE
EQUIPMENT MISC.	CAN			31	31	CAN	MATERIEL DIVERS
	U S A			482	482	E-U	
COMMODITY TOTAL				513	513		TOTAL DE MARCHANDISE
PERSONAL, HOUSEHOLD GOODS	U S A			35	35	E-U	ART. PERS. ET MENAGERS
CONTAINERS, CLOSURES	CAN			6	6	CAN	CONTENEURS, FERMETURES
MISC. END PRODUCTS NES	CAN			221	221	CAN	PRODUITS FINIS DIV. NDA
	U S A			1	1	E-U	
COMMODITY TOTAL				222	222		TOTAL DE MARCHANDISE
CONTAINERIZED FREIGHT	CAN			66,930	66,930	CAN	FRET CONTENEURISE
COUNTRY/REGION TOTAL		*	*	330,592*	330,592*		TOTAL DE PAYS/REGION
U S PACIFIC							E-U PACIFIQUE
FISH, FRESH OR FROZEN	CAN	36			36	CAN	POISSON, FRAIS OU CONG.
RYE	LIBER			2,845	2,845	LIBER	SEIGLE
MISC. FOOD PREP. NES	NORV			15	15	NORV	DIV. PREP. ALIM. NDA
MILLS, SCREENINGS, CHAFF	LIBER			3,170	3,170	LIBER	ECLOURES, CRIBLURES, BAL
DIST. ALCOHOLIC BEV.	NETH			2	2	P. BAS	BOISS. ALCOOL. DIST.
CRUDE ANIMAL PROD. NES	CAN	2			2	CAN	PR. BRUTS ORIG. ANIM. NDA
RAPESEED	LIBER			4,284	4,284	LIBER	GRAINE DE COLZA
LOGS	CAN			12,603	12,603	CAN	BILLES
	U S A			4,037	4,037	E-U	
COMMODITY TOTAL				16,640	16,640		TOTAL DE MARCHANDISE
BOLTS, ROUND TIMBER	CAN			2,715	2,715	CAN	BILLOTS, BOIS RONDOS
	U S A			249	249	E-U	
COMMODITY TOTAL				2,964	2,964		TOTAL DE MARCHANDISE
PULPWOOD	CAN			543,907	543,907	CAN	BOIS A PATE
COPPER ORE AND CONC.	CAN			4,000	4,000	CAN	MINERAL, CONC. CUIVRE
	U S A			1,472	1,472	E-U	
COMMODITY TOTAL				5,472	5,472		TOTAL DE MARCHANDISE
IRON ORE AND CONC	LIBER			206,835	206,835	LIBER	MINERAL, CONC. DE FER
ZINC ORE AND CONC.	NORV	27,168			27,168	NORV	MINERAL, CONC. DE ZINC
	CAN			28,974	28,974	CAN	
COMMODITY TOTAL		27,168		28,974	56,142		TOTAL DE MARCHANDISE
ORES AND CONC. NES	U S A			1,000	1,000	E-U	MINERAIS ET CONC. NDA
IRON AND STEEL SCRAP	CAN			8,534	8,534	CAN	DECHETS DE FER, D'ACIER
CRUDE PETROLEUM	LIBER			15,648	15,648	LIBER	PETROLE BRUT
ASBESTOS	DENMK	4,718			4,718	DANMK	AMIANTE
	U S A			5,995	5,995	E-U	
COMMODITY TOTAL		4,718		5,995	10,713		TOTAL DE MARCHANDISE
SAND AND GRAVEL	CAN			74,188	74,188	CAN	SABLE ET GRAVIERS
LIMESTONE	CAN			1,337,688	1,337,688	CAN	PIERRE CALCAIRE
	U S A			11,260	11,260	E-U	
COMMODITY TOTAL				1,348,948	1,348,948		TOTAL DE MARCHANDISE
GYPNUM	CAN			9,500	9,500	CAN	GYPSE
SULPHUR IN ORES	U S A			15,185	15,185	E-U	SOUFRE EN MINERAL
CRUDE NON-MET. MIN. NES	U S A			3,050	3,050	E-U	MIN. NON-MET. BRUTS NDA
HOGGED FUEL, WOOD	CAN			152,800	152,800	CAN	BOIS DE CHAUFFAGE
WASTE AND SCRAP NES	CAN			91,360	91,360	CAN	DECHETS ET REBUTS NDA
	U S A			53	53	E-U	
COMMODITY TOTAL				91,413	91,413		TOTAL DE MARCHANDISE
LUMBER AND TIMBER	U K			6,775	6,775	R U	BOIS D'OEUVRE ET CHARP.
	NORV			73,738	73,738	NORV	
	CAN			35,712	35,712	CAN	
	U S A			156,276	156,276	E-U	
	OTHER			836	836	AUTRE	
COMMODITY TOTAL				273,337	273,337		TOTAL DE MARCHANDISE
SHINGLES AND SHAKES	CAN			2,442	2,442	CAN	BARDEAUX, BARD. FACADE
PULP	U K			74,926	74,926	R U	PATE
	NORV			160,077	160,077	NORV	
	LIBER			16,628	16,628	LIBER	
	CAN			26,681	26,681	CAN	
	U S A			49,089	49,089	E-U	
COMMODITY TOTAL				327,401	327,401		TOTAL DE MARCHANDISE
NEWSPRINT PAPER	NORV			237,668	237,668	NORV	PAPIER JOURNAL
	SWEDN			57,102	57,102	SUEDE	
	CAN			180,336	180,336	CAN	
	U S A			137,710	137,710	E-U	
	OTHER			61,409	61,409	AUTRE	
COMMODITY TOTAL				674,225	674,225		TOTAL DE MARCHANDISE
PAPER NES	NORV			6,868	6,868	NORV	PAPIER NDA
PAPERBOARD	NORV			4,695	4,695	NORV	CARTON
	CAN			158	158	CAN	
	U S A			123	123	E-U	
COMMODITY TOTAL				4,976	4,976		TOTAL DE MARCHANDISE
BLDG. PAPER AND BOARD	NORV			839	839	NORV	PLAQ. CONSTR., PAP/CART.
	CAN			57	57	CAN	
COMMODITY TOTAL				896	896		TOTAL DE MARCHANDISE
INORGANIC CHEMS. NES	U S A			9,125	9,125	E-U	PROD. CHIM. INORG. NDA
POTASH	U S A			9,935	9,935	E-U	POTASSE
PLASTIC MATERIALS	NORV			304	304	NORV	MATIERES PLASTIQUES
GASOLINE	CAN			4,250	4,250	CAN	ESSENCE

TABLE 1. CARGOES LOADED AT CANADIAN PORTS FOR FOREIGN COUNTRIES.

TABLEAU 1. MARCHANDISES CHARGÉES DANS LES PORTS CANADIENS A DESTINATION DE PAYS ÉTRANGERS.

COUNTRY OF DESTINATION AND KIND OF CARGO	REGISTRY OF VESSEL	ATLANTIC ATLANTIQUE	GREAT LAKES GRANDS LACS	PACIFIC PACIFIQUE	TOTAL TOTAL	IMMATIC. DU NAVIRE	PAYS DE DESTINATION ET MARCHANDISE
U S PACIFIC COMT.							E-U PACIFIQUE SUITE
COMMODITY TOTAL	U S A			24,368	24,368	E-U	TOTAL DE MARCHANDISE
FUEL OIL	LIBER			28,608	28,608	LIBER	MAZOUT
	U S A			16,680	16,680	E-U	
COMMODITY TOTAL				34,009	34,009		TOTAL DE MARCHANDISE
PETROL, COAL PROD. NES	CAN			50,689	50,689	CAN	DERIVE PETR. CHARB. NDA
	U S A			65	65	E-U	
COMMODITY TOTAL				18,670	18,670		TOTAL DE MARCHANDISE
PIG IRON	GER	6,490		18,735	18,735	ALL	FER EN GUEUSE
BARS AND RODS, STEEL	CAN			6,490	6,490	CAN	BARRES ET TIGES ACIER
PLATE & SHEET STEEL	NORW			1,000	1,000	NORV	TOLES, FEUILLES D'ACIER
STRUCTURAL SHAPES	GREEK			2,159	2,159	GRECQ	PROFILES DE CONSTRUCT.
	NORW			2,292	2,292	NORV	
	LIBER			8	8	LIBER	
	CAN			267	267	CAN	
COMMODITY TOTAL				2,587	2,587		TOTAL DE MARCHANDISE
ASBESTOS BASIC PROD. CEMENT	U S A			60	60	E-U	OUVR. DE BASE AMIANTE
	CAN			107,500	107,500	CAN	CIMENT
	U S A			41,395	41,395	E-U	
COMMODITY TOTAL				148,895	148,895		TOTAL DE MARCHANDISE
NON-MET. MIN. BASIC PROD MACHINERY NES	U S A			750	750	E-U	PROD. MIN. NON-MET. BASE
	CAN			200	200	CAN	MACHINES NDA
	U S A			216	216	E-U	
COMMODITY TOTAL				416	416		TOTAL DE MARCHANDISE
SHIPS, AIRCRAFT, MIS. VEH PERSONAL, HSEHOLD GOODS CONTAINERS, CLOSURES	NETH			10	10	P. BAS	NAVIRES, AVIONS, VEH. DIV
	GER			1	1	ALL	ART. PERS. ET MENAGERS
	CAN			2	2	CAN	CONTENEURS, FERMETURES
	U S A			245	245	E-U	
COMMODITY TOTAL				247	247		TOTAL DE MARCHANDISE
MISC. END PRODUCTS NES	CAN			1,070	1,070	CAN	PRODUITS FINIS DIV. NDA
	U S A			1,000	1,000	E-U	
COMMODITY TOTAL				2,070	2,070		TOTAL DE MARCHANDISE
GENERAL CARGO CONTAINERIZED FREIGHT	U S A			2,484	2,484	E-U	MARCHANDISES DIVERSES
	U K			10	10	R U	FRET CONTENEURESE
	NORW			32	32	NORV	
	SWEDN			1	1	SUEDE	
	LIBER	1,615			1,615	LIBER	
	U S A			62	62	E-U	
	OTHER	1,200			1,200	AUTRE	
COMMODITY TOTAL		2,815		105	2,920		TOTAL DE MARCHANDISE
COUNTRY/REGION TOTAL		41,229*	*	4,109,698*	4,150,927*		TOTAL DE PAYS/REGION
U S GRT. LAKES							E-U GR. LACS
FISH, FRESH OR FROZEN	CAN		20		20	CAN	POISSON, FRAIS OU CONG.
BARLEY	CAN		235,430		235,430	CAN	ORGE
FRESH FRUITS, BERRIES	CAN		21		21	CAN	FRUITS, BAIES FRAIS
VEGETABLE PREP. NES	CAN		88		88	CAN	PREP. DE LEGUMES NDA
SUGAR PREPARATIONS	CAN		35		35	CAN	PREP. A BASE DE SUCRE
	U S A		15		15	E-U	
COMMODITY TOTAL			50		50		TOTAL DE MARCHANDISE
COCOA AND CHOCOLATE	CAN		69		69	CAN	CACAO ET CHOCOLAT
MISC. FOOD PREP. NES	CAN		2		2	CAN	DIV. PREP. ALIM. NDA
ALE, BEER, STOUT, PORTER	CAN		14		14	CAN	ALE, BIÈRE, STOUT, PORTER
WINES	CAN		1,166		1,166	CAN	VINS
DIST. ALCOHOLIC BEV.	CAN		2,496		2,496	CAN	BOISS. ALCOOL. DIST.
	U S A		180		180	E-U	
COMMODITY TOTAL			2,676		2,676		TOTAL DE MARCHANDISE
CRUDE ANIMAL PROD. NES	CAN	2			2	CAN	PR. BRUTS ORIG. ANIM. NDA
RAPESEED	OTHER		15,129		15,129	AUTRE	GRAINE DE COLZA
NURSERY, GREENHSE STOCK	CAN		6		6	CAN	PROD. PEPINIERE, SERRE
ALUMINA, BAUXITE ORES	CAN	31,300			31,300	CAN	MINERAIS ALUMINE, BAUX.
IRON ORE AND CONC	U K	25,991			25,991	R U	MINERAI, CONC. DE FER
	CAN	12,238,715	2,978,537		15,217,252	CAN	
	U S A	17,381	1,370,329		1,387,710	E-U	
COMMODITY TOTAL		12,282,087	4,348,866		16,630,953		TOTAL DE MARCHANDISE
MANGANESE ORE	CAN	41,000	6,713		47,713	CAN	MINERAI DE MANGANESE
TITANIUM ORE	CAN	10,416			10,416	CAN	MINERAI DE TITANE
DRES AND CONC. NES	CAN	39,696			39,696	CAN	MINERAIS ET CONC. NDA
IRON AND STEEL SCRAP	CAN		59		59	CAN	DECHETS DE FER, D'ACIER
NON-FERROUS MET. SCRAP	CAN		23		23	CAN	DECHETS METAL. NON FER.
	U S A		42		42	E-U	
COMMODITY TOTAL			65		65		TOTAL DE MARCHANDISE
SLAG, DROSS, BY-PRODUCTS	CAN	5,560			5,560	CAN	POUS. GUEUL. SCOR. PROD.
COAL, BITUMINOUS	U S A		7,261		7,261	E-U	CHARBON BITUMINEUX
	OTHER		74,958		74,958	AUTRE	
COMMODITY TOTAL			82,219		82,219		TOTAL DE MARCHANDISE
ASBESTOS	CAN		39		39	CAN	AMIANTE
DOLomite	CAN		1,013,985		1,013,985	CAN	DOLomite
	OTHER		344,119		344,119	AUTRE	
COMMODITY TOTAL			1,358,104		1,358,104		TOTAL DE MARCHANDISE
SAND AND GRAVEL	CAN	6,700			6,700	CAN	SABLE ET GRAVIERS
LIMESTONE	CAN	4,452	13,725		18,177	CAN	PIERRE CALCAIRE
STONE, CRUDE NES	CAN		76,655		76,655	CAN	PIERRE BRUTE NOA
	U S A		20		20	E-U	

TABLE 1. CARGOES LOADED AT CANADIAN PORTS FOR FOREIGN COUNTRIES.

TABLEAU 1. MARCHANDISES CHARGÉES DANS LES PORTS CANADIENS A DESTINATION DE PAYS ÉTRANGERS.

COUNTRY OF DESTINATION AND KIND OF CARGO	REGISTRY OF VESSEL	ATLANTIC ATLANTIQUE	GREAT LAKES GRANDS LACS	PACIFIC PACIFIQUE	TOTAL TOTAL	IMMATIC. DU NAVIRE	PAYS DE DESTINATION ET MARCHANDISE
U S GRT. LAKES CONT.							E-U GR. LACS SUITE
	OTHER		10,127		10,127	AUTRE	
COMMODITY TOTAL			86,802		86,802		TOTAL DE MARCHANDISE
FLUORSPAR	CAN	32,430			32,430	CAN	SPATH FLUOR
	OTHER	14,998			14,998	AUTRE	
COMMODITY TOTAL		47,428			47,428		TOTAL DE MARCHANDISE
SALT	CAN		807,144		807,144	CAN	SEL
	U S A		246,660		246,660	E-U	
	OTHER		53,200		53,200	AUTRE	
COMMODITY TOTAL			1,107,004		1,107,004		TOTAL DE MARCHANDISE
CRUDE NON-MET. MIN. NES	CAN		77		77	CAN	MIN. NON-MET. BRUTS NOA
LEATHER	CAN		1		1	CAN	CUIR
	U S A		7		7	E-U	
COMMODITY TOTAL			8		8		TOTAL DE MARCHANDISE
RUBBER FAB. MATERIALS	U S A		100		100	E-U	DEMI-PROD. CAOUTCHOUC
LUMBER AND TIMBER	NORV			2,382	2,382	NORV	BOIS D'OEUVRE ET CHARP.
PULP	CAN		112,878		112,878	CAN	PATE
NEWSPRINT PAPER	U K	3,550			3,550	R U	PAPIER JOURNAL
	SWEDN	4,400			4,400	SUEDE	
	LIBER	3,451			3,451	LIBER	
	CAN	98,748	142,707		241,455	CAN	
COMMODITY TOTAL		110,149	142,707		252,856		TOTAL DE MARCHANDISE
PAPERBOARD	U S A		37		37	E-U	CARTON
CORODAGE, TWINE, ROPE	CAN	4,485	72		4,557	CAN	CORODAGE, FICELLE, CORDE
	U S A		12		12	E-U	
COMMODITY TOTAL		4,485	84		4,569		TOTAL DE MARCHANDISE
TEXTILE FAB. MTL NES	CAN		14		14	CAN	OUVR. EN MAT. TEXT. NOA
	U S A		13		13	E-U	
COMMODITY TOTAL			27		27		TOTAL DE MARCHANDISE
ANIMAL OILS, EXC. MARINE	LIBER		500		500	LIBER	HUIL. ANIM. SAUF AN. MAR.
METALLIC SALTS	CAN		105		105	CAN	SELS METALLIQUES
	U S A		39		39	E-U	
COMMODITY TOTAL			144		144		TOTAL DE MARCHANDISE
INORGANIC CHEMS. NES	CAN		5,000		5,000	CAN	PROD. CHIM. INORG. NOA
	U S A		74		74	E-U	
COMMODITY TOTAL			5,074		5,074		TOTAL DE MARCHANDISE
ORGANIC CHEMICALS NES	CAN	14,466	29,812		44,278	CAN	PROD. CHIM. ORGAN. NOA
	U S A	107,987	29,573		137,560	E-U	
COMMODITY TOTAL		122,453	59,385		181,838		TOTAL DE MARCHANDISE
POTASH	CAN		20,992		20,992	CAN	POTASSE
PLASTIC MATERIALS	CAN		4,175		4,175	CAN	MATIERES PLASTIQUES
DYESTUFF, PIGMENT, PAINT	CAN		40		40	CAN	MAT. COLOR. PIC. PEINTURE
CHEM. SPECIALTIES NES	CAN		23		23	CAN	PROD. CHIM. SPECIALTIES NOA
	U S A		34		34	E-U	
COMMODITY TOTAL			57		57		TOTAL DE MARCHANDISE
GASOLINE	CAN	7,397	18,902		26,299	CAN	ESSENCE
FUEL OIL	U K	11,300			11,300	R U	MAZOUT
	CAN	767,831	229,669		997,500	CAN	
	U S A	709,502	441,420		1,150,922	E-U	
COMMODITY TOTAL		1,488,633	671,089		2,159,722		TOTAL DE MARCHANDISE
COKE	CAN				16,370	CAN	COKE
	U S A		538		538	E-U	
COMMODITY TOTAL			16,370		16,908		TOTAL DE MARCHANDISE
COAL TAR, PITCH	U S A		4,000		4,000	E-U	GOUDRON, BRAI DE BOUIL.
PETROL. COAL PRDD. NES	U S A	4,116			4,116	E-U	DERIVE PETR. CHARB. NOA
FERRO-ALLOYS	CAN	6,713	101		6,814	CAN	FERRO-ALLIAGES
	U S A		15		15	E-U	
COMMODITY TOTAL		6,713	116		6,829		TOTAL DE MARCHANDISE
PIG IRON	CAN	127,259	12,801		140,060	CAN	FER EN GUEUSE
	U S A		95,555		95,555	E-U	
COMMODITY TOTAL		127,259	108,356		235,615		TOTAL DE MARCHANDISE
PRIMARY IRDN. STEEL NES	CAN		2,370		2,370	CAN	FER, ACIER PRIMAIR. NOA
	U S A		100		100	E-U	
COMMODITY TOTAL			2,470		2,470		TOTAL DE MARCHANDISE
CASTINGS, FORGINGS	CAN		8,464		8,464	CAN	MOUL. PIECES FORGEES
	U S A		11		11	E-U	
COMMODITY TOTAL			8,475		8,475		TOTAL DE MARCHANDISE
BARS AND RODS, STEEL	CAN		13,276		13,276	CAN	BARRES ET TIGES ACIER
	U S A		1,344		1,344	E-U	
COMMODITY TOTAL			14,620		14,620		TOTAL DE MARCHANDISE
PLATE & SHEET STEEL	CAN	5,275	23,053		28,328	CAN	TOLES, FEUILLES D'ACIER
	U S A		19		19	E-U	
	OTHER		6,500		6,500	AUTRE	
COMMODITY TOTAL		5,275	29,572		34,847		TOTAL DE MARCHANDISE
STRUCTURAL SHAPES	CAN	8,115	5,007		13,122	CAN	PROFILES DE CONSTRUCT.
	U S A		32		32	E-U	
COMMODITY TOTAL		8,115	5,039		13,154		TOTAL DE MARCHANDISE
RAILS & TRACK MATERIAL	CAN		363		363	CAN	RAILS, MAT. VOIE FERREE
PIPES, TUBES: IRDN, STEEL	CAN		390		390	CAN	TUYAUX, TUBES: FER, ACIER
	U S A		729		729	E-U	
COMMODITY TOTAL			1,119		1,119		TOTAL DE MARCHANDISE
WIRE	CAN		2,564		2,564	CAN	FIL METALLIQUE
	U S A		394		394	E-U	
COMMODITY TOTAL			2,958		2,958		TOTAL DE MARCHANDISE
ALUMINUM	CAN	41,380			41,380	CAN	ALUMINIUM
COPPER AND ALLOYS	U S A		40		40	E-U	CUIVRE ET ALLIAGES
LEAD AND ALLOYS	CAN		18		18	CAN	PLOMB ET ALLIAGES

TABLE 1. CARGOES LOADED AT CANADIAN PORTS FOR FOREIGN COUNTRIES.

TABLEAU 1. MARCHANDISES CHARGÉES DANS LES PORTS CANADIENS A DESTINATION DE PAYS ÉTRANGERS.

COUNTRY OF DESTINATION AND KIND OF CARGO	REGISTRY OF VESSEL	ATLANTIC ATLANTIQUE	GREAT LAKES GRANDS LACS	PACIFIC PACIFIQUE	TOTAL TOTAL	IMMATIC. DU NAVIRE	PAYS DE DESTINATION ET MARCHANDISE
U S GRT. LAKES CONT. ZINC AND ALLOYS	CAN		255		255	CAN	E-U GR. LACS SUITE
	U S A		5		5	E-U	ZINC ET ALLIAGES
COMMODITY TOTAL			260		260		TOTAL DE MARCHANDISE
NON-FERROUS METALS NES	CAN	9,000	18		9,018	CAN	METAUX NON-FERREUX NDA
METAL FAB. BASIC PROD.	CAN	625	910		1,535	CAN	OUVR. DE BASE EN METAL
	U S A		1,668		1,668	E-U	
	OTHER		2		2	AUTRE	
COMMODITY TOTAL		625	2,580		3,205		TOTAL DE MARCHANDISE
BRICKS, TILES NES	CAN		64		64	CAN	BRIQUES, TUILES NDA
	U S A		80		80	E-U	
COMMODITY TOTAL			144		144		TOTAL DE MARCHANDISE
GLASS BASIC PRODUCTS	CAN		140		140	CAN	OUVR. DE BASE EN VERRE
	U S A		145		145	E-U	
COMMODITY TOTAL			285		285		TOTAL DE MARCHANDISE
ASBESTOS BASIC PROD. CEMENT	CAN		26		26	CAN	OUVR. DE BASE AMIANTE
	CAN	286,121	585,553		871,674	CAN	CIMENT
	U S A	8,068	192,074		200,142	E-U	
	OTHER	124,350			124,350	AUTRE	
COMMODITY TOTAL		418,539	777,627		1,196,166		TOTAL DE MARCHANDISE
NON-MET. MIN. BASIC PROD	CAN		20		20	CAN	PROD. MIN. NON-MET. BASE
	U S A		23		23	E-U	
COMMODITY TOTAL			43		43		TOTAL DE MARCHANDISE
MISC. FABRICATED PROD.	CAN		227		227	CAN	OUVRAGES DIVERS
	U S A		39		39	E-U	
COMMODITY TOTAL			266		266		TOTAL DE MARCHANDISE
TRACTORS	CAN		17		17	CAN	TRACTEURS
	U S A		75		75	E-U	
COMMODITY TOTAL			92		92		TOTAL DE MARCHANDISE
MACHINERY NES	CAN	40	1,138		1,178	CAN	MACHINES NDA
	U S A		391		391	E-U	
COMMODITY TOTAL		40	1,529		1,569		TOTAL DE MARCHANDISE
PASS. AUTOS AND CHASSIS	CAN		36		36	CAN	VOITURES PART., CHASSIS
MOTOR VEHICLE ENGINES	CAN		1,795		1,795	CAN	MOTEURS DE VEH. AUTOM.
	U S A		198		198	E-U	
COMMODITY TOTAL			1,993		1,993		TOTAL DE MARCHANDISE
ROAD MOTOR VEH. NES	CAN		112		112	CAN	VEH. AUTOM. ROUTIERS NDA
	U S A		27		27	E-U	
COMMODITY TOTAL			139		139		TOTAL DE MARCHANDISE
SHIPS, AIRCRAFT, MIS. VEH	CAN		127		127	CAN	NAVIRES, AVIONS, VEH. DIV
	U S A		32		32	E-U	
COMMODITY TOTAL			159		159		TOTAL DE MARCHANDISE
RUBBER TIRES AND TUBES	CAN		158		158	CAN	PNEUS, CHAMBRES A AIR
	U S A		72		72	E-U	
COMMODITY TOTAL			230		230		TOTAL DE MARCHANDISE
EQUIPMENT MISC.	CAN		193		193	CAN	MATERIEL DIVERS
	U S A		331		331	E-U	
COMMODITY TOTAL			524		524		TOTAL DE MARCHANDISE
PERSONAL, HOUSEHOLD GOODS	CAN		509		509	CAN	ART. PERS. ET MENAGERS
	U S A		117		117	E-U	
COMMODITY TOTAL			626		626		TOTAL DE MARCHANDISE
CONTAINERS, CLOSURES	GER		15		15	ALL	CONTENEURS, FERMETURES
MISC. END PRODUCTS NES	CAN		522		522	CAN	PRODUITS FINIS DIV. NDA
	U S A		75		75	E-U	
COMMODITY TOTAL			597		597		TOTAL DE MARCHANDISE
GENERAL CARGO	CAN		78		78	CAN	MARCHANDISES DIVERSES
	U S A		3		3	E-U	
COMMODITY TOTAL			81		81		TOTAL DE MARCHANDISE
CONTAINERIZED FREIGHT	U K	31,316			31,316	R U	FRET CONTENEURESE
	DENMK	442			442	DANMK	
	NORW	7,828			7,828	NORV	
	OTHER	19,272	8		19,280	AUTRE	
COMMODITY TOTAL		58,858	8		58,866		TOTAL DE MARCHANDISE
COUNTRY/REGION TOTAL		14,898,048*	9,259,505*	2,382*	24,159,935*		TOTAL DE PAYS/REGION
U S ATL. & GULF MEAT, FRESH OR FROZEN	OTHER		1		1	AUTRE	E-U ATL. & GOLFE
FISH, FRESH OR FROZEN	U K	1,454			1,454	R U	VIANDE, FRAICHE / CONG.
	DENMK	1,097			1,097	DANMK	POISSON, FRAIS OU CONG.
	NETH	8,208			8,208	P. BAS	
	CAN	22,239			22,239	CAN	
	U S A	1,530			1,530	E-U	
	OTHER	19,566			19,566	AUTRE	
COMMODITY TOTAL		54,094			54,094		TOTAL DE MARCHANDISE
FISH, SALTED OR CURED	CAN		826		826	CAN	POISSON, SALE OU FUME
	OTHER		14		14	AUTRE	
COMMODITY TOTAL			840		840		TOTAL DE MARCHANDISE
FISH, CANNED	U S A		88		88	E-U	POISSON EN BOITES
WHEAT	U K	3,024			3,024	R U	BLE
FRESH FRUITS, BERRIES	DENMK		56		56	DANMK	FRUITS, BATES FRAIS
	CAN		74		74	CAN	
	OTHER		5		5	AUTRE	
COMMODITY TOTAL			135		135		TOTAL DE MARCHANDISE
POTATOES	PANAM		400		400	PANAM	POMMES DE TERRE
	CAN		1,348		1,348	CAN	

TABLE 1. CARGOES LOADED AT CANADIAN PORTS FOR FOREIGN COUNTRIES.

TABLEAU 1. MARCHANDISES CHARGÉES DANS LES PORTS CANADIENS A DESTINATION DE PAYS ÉTRANGERS.

COUNTRY OF DESTINATION AND KIND OF CARGO	REGISTRY OF VESSEL	ATLANTIC ATLANTIQUE	GREAT LAKES GRANDS LACS	PACIFIC PACIFIQUE	TOTAL TOTAL	IMMATIC. DU NAVIRE	PAYS DE DESTINATION ET MARCHANDISE
U S ATL.& GULF CONT. COMMODITY TOTAL		1,748			1,748		E-U ATL.&GOLFE SUITE TOTAL DE MARCHANDISE
FEEDS OF ANIMAL ORIGIN	DENMK	200			200	DANMK	PROV.DORIGINE ANIMALE
RAW HIDES AND SKINS	CAN	1			1	CAN	PEAUX ET CUIRS BRUT
CRUDE ANIMAL PROD.NES	CAN	2,269			2,269	CAN	PR.BRUTS ORIG.ANIM.NDA
LOGS	LIBER			5,291	5,291	LIBER	BILLES
	OTHER			8,092	8,092	AUTRE	
COMMODITY TOTAL				13,383	13,383		TOTAL DE MARCHANDISE
IRON ORE AND CONC	U K	434,174			434,174	R U	MINERAI,CONC.DE FER
	DENMK	104,496			104,496	DANMK	
	GER	214,790			214,790	ALL	
	GREEK	1,514,734			1,514,734	GRECC	
	ITALY	135,520			135,520	ITAL	
	NETH	45,360			45,360	P.BAS	
	NORW	545,249			545,249	NORV	
	LIBER	2,393,640			2,393,640	LIBER	
	JAPAN	98,728			98,728	JAPON	
	CAN	29,120			29,120	CAN	
	U S A	49,640			49,640	E-U	
	OTHER	215,264			215,264	AUTRE	
COMMODITY TOTAL		5,780,715			5,780,715		TOTAL DE MARCHANDISE
LEAD ORE AND CONC.	OTHER	317			317	AUTRE	MINERAI,CONC.DE PLOMB
TITANIUM ORE	U K	16,000			16,000	R U	MINERAI DE TITANE
	LIBER	89,376			89,376	LIBER	
	PANAM	40,880			40,880	PANAM	
	U S A	29,450			29,450	E-U	
COMMODITY TOTAL		175,706			175,706		TOTAL DE MARCHANDISE
ZINC ORE AND CONC.	GREEK	12,144			12,144	GRECC	MINERAI,CONC.DE ZINC
ORES AND CONC.NES	PANAM	18,500			18,500	PANAM	MINERAIS ET CONC.NDA
SLAG,DROSS,BY-PRDUCTS	GER	15,671			15,671	ALL	POUS.GUEUL.SGOR.PRDD.
	GREEK	77,222			77,222	GRECC	
	NORW	33,960			33,960	NORV	
	PANAM	25,984			25,984	PANAM	
	OTHER	44,548			44,548	AUTRE	
COMMODITY TOTAL		197,385			197,385		TOTAL DE MARCHANDISE
COAL,BITUMINOUS	LIBER			35,802	35,802	LIBER	CHARBON BITUMINEUX
	JAPAN			155,316	155,316	JAPON	
COMMODITY TOTAL				191,118	191,118		TOTAL DE MARCHANDISE
CRUDE PETROLEUM	U K			17,000	17,000	R U	PETROLE BRUT
	DENMK			37,258	37,258	DANMK	
	GREEK			66,711	66,711	GRECC	
	LIBER	662,492		87,015	749,507	LIBER	
	U S A			40,569	40,569	E-U	
	OTHER	132,543			132,543	AUTRE	
COMMODITY TOTAL		795,035		248,553	1,043,588		TOTAL DE MARCHANDISE
ASBESTOS	U K			7,883	7,883	R U	AMIANTE
	NORW			41,922	41,922	NORV	
COMMODITY TOTAL				49,805	49,805		TOTAL DE MARCHANDISE
BARYTES,NATURAL	GER	40,960			40,960	ALL	BARYTINE NATURELLE
	OTHER	8,896			8,896	AUTRE	
COMMODITY TOTAL		49,856			49,856		TOTAL DE MARCHANDISE
FLUORSPAR	CAN	11,222			11,222	CAN	SPATH FLUOR
GYP SUM	U K	2,056,697			2,056,697	R U	GYPSE
	DENMK	32,269			32,269	DANMK	
	GREEK	384,294			384,294	GRECC	
	ITALY	165,038			165,038	ITAL	
	NORW	582,823			582,823	NORV	
	SWEDN	110,928			110,928	SUEDE	
	LIBER	1,907,953			1,907,953	LIBER	
	PANAM	168,272			168,272	PANAM	
	CAN	747,194			747,194	CAN	
	OTHER	79,020			79,020	AUTRE	
COMMODITY TOTAL		6,234,488			6,234,488		TOTAL DE MARCHANDISE
PHOSPHATE ROCK	SWEDN	16,352			16,352	SUEDE	ROCHE PHOSPHATEE
SALT	U S A	1,819			1,819	E-U	SEL
CRUDE NON-MET.MIN.NES	PANAM	11,100			11,100	PANAM	MIN.NON-MET.BRUTS NDA
LUMBER AND TIMBER	U K			243,361	243,361	R U	BOIS DOEUVRE ET CHARP.
	DENMK			31,226	31,226	DANMK	
	GREEK			210,879	210,879	GRECC	
	NORW			696,168	696,168	NORV	
	SWEDN			137,746	137,746	SUEDE	
	LIBER			230,736	230,736	LIBER	
	JAPAN			20,628	20,628	JAPON	
	U S A			35,249	35,249	E-U	
	OTHER			67,166	67,166	AUTRE	
COMMODITY TOTAL				1,673,159	1,673,159		TOTAL DE MARCHANDISE
SHINGLES AND SHAKES	U K			13,445	13,445	R U	BARDEAUX,BARD.FACADE
	NORW			48	48	NORV	
COMMODITY TOTAL				13,493	13,493		TOTAL DE MARCHANDISE
VENEER,PLYWOOD	NORW			456	456	NORV	PLAGAGES,CONTRE-PLAQ.
NEWSPRINT PAPER	U K	153,383	6,290		159,673	R U	PAPIER JOURNAL
	DENMK	2,076			2,076	DANMK	
	GER	41,046	4,071		45,117	ALL	
	GREEK	26,106			26,106	GRECC	
	NORW	206,747			206,747	NORV	
	SWEDN	209,302			209,302	SUEDE	
	LIBER	41,202			41,202	LIBER	

TABLE 1. CARGOES LOADED AT CANADIAN PORTS FOR FOREIGN COUNTRIES.

TABLEAU 1. MARCHANDISES CHARGÉES DANS LES PORTS CANADIENS A DESTINATION DE PAYS ÉTRANGERS.

COUNTRY OF DESTINATION AND KIND OF CARGO	REGISTRY OF VESSEL	ATLANTIC ATLANTIQUE	GREAT LAKES GRANDS LACS	PACIFIC PACIFIQUE	TOTAL TOTAL	IMMATIC. DU NAVIRE	PAYS DE DESTINATION ET MARCHANDISE
U S ATL. & GULF CONT.							
	CAN	163,088	6,779		169,867	CAN	E-U ATL. & GULF SUITE
	OTHER	59,854			59,854	AUTRE	
COMMODITY TOTAL		898,784	17,140		915,924		TOTAL DE MARCHANDISE
PAPER NES	NORW	7			7	NORV	PAPIER NDA
PAPERBOARD	CAN	9,894			9,894	CAN	CARTON
FISH, MARINE ANIMAL OIL	U K	114			114	R U	HUIL. DE POISSON, AN. MAR
	GER	21			21	ALL	
	NETH	101			101	P. BAS	
	OTHER	652			652	AUTRE	
COMMODITY TOTAL		888			888		TOTAL DE MARCHANDISE
SULPHURIC ACID	U K	21,109			21,109	R U	ACIDE SULFURIQUE
ORGANIC CHEMICALS NES	NORW	9,852	3,747		13,599	NORV	PROD. CHIM. ORGAN. NDA
	CAN	3,096			3,096	CAN	
	U S A	8,377			8,377	E-U	
COMMODITY TOTAL		21,325	3,747		25,072		TOTAL DE MARCHANDISE
POTASH	LIBER			36,960	36,960	LIBER	POTASSE
	JAPAN			76,329	76,329	JAPON	
COMMODITY TOTAL				113,289	113,289		TOTAL DE MARCHANDISE
GASOLINE	U K	66,200			66,200	R U	ESSENCE
	GREEK	15,000			15,000	GRECC	
	NORW	17,139			17,139	NORV	
	LIBER	89,727			89,727	LIBER	
	CAN	7,909			7,909	CAN	
	U S A	5,969	2,333		8,302	E-U	
	OTHER	84,114			84,114	AUTRE	
COMMODITY TOTAL		286,058	2,333		288,391		TOTAL DE MARCHANDISE
FUEL OIL	U K	150			150	R U	MAZOUT
	GER	403			403	ALL	
	GREEK	34,567			34,567	GRECC	
	NETH	86,396			86,396	P. BAS	
	NORW	162,860			162,860	NORV	
	LIBER	2,351,712			2,351,712	LIBER	
	PANAM	53,785			53,785	PANAM	
	CAN	37,730			37,730	CAN	
	U S A	108,610			108,610	E-U	
	OTHER	944,578			944,578	AUTRE	
COMMODITY TOTAL		3,780,791			3,780,791		TOTAL DE MARCHANDISE
COAL TAR, PITCH	U S A	5,689			5,689	E-U	GOUDRON, BRAI DE BOUIL. DERIVE PETR. CHARB. NDA
PETROL, COAL PROD. NES	GREEK	40,446			40,446	GRECC	
	NORW	39,384			39,384	NORV	
	LIBER	160,836			160,836	LIBER	
	U S A	19,523			19,523	E-U	
	OTHER	71,660			71,660	AUTRE	
COMMODITY TOTAL		331,849			331,849		TOTAL DE MARCHANDISE
PIG IRON	GREEK	41,104			41,104	GRECC	FER EN GUEUSE
	NETH	19,264			19,264	P. BAS	
COMMODITY TOTAL		60,368			60,368		TOTAL DE MARCHANDISE
PRIMARY IRON, STEEL NES	CAN	3,401			3,401	CAN	FER, ACIER PRIMAIR. NDA
PLATE & SHEET STEEL	NORW			2,888	2,888	NORV	TOLES, FEUILLES DACIER
STRUCTURAL SHAPES	OTHER	92			92	AUTRE	PROFILES DE CONSTRUCT. ALUMINIUM
ALUMINUM	U K	2,195			2,195	R U	
	GER	1,381			1,381	ALL	
	CAN	8,446			8,446	CAN	
COMMODITY TOTAL		12,022			12,022		TOTAL DE MARCHANDISE
METAL FAB. BASIC PROD.	U K			29	29	R U	OUVR. DE BASE EN METAL
	GREEK			1,481	1,481	GRECC	
	NORW			1,321	1,321	NORV	
	LIBER			1,308	1,308	LIBER	
COMMODITY TOTAL				4,139	4,139		TOTAL DE MARCHANDISE
CEMENT	NORW	199,517			199,517	NORV	CIMENT
	PANAM	50,234			50,234	PANAM	
	U S A	75,000			75,000	E-U	
COMMODITY TOTAL		324,751			324,751		TOTAL DE MARCHANDISE
MACHINERY NES	NETH	16			16	P. BAS	MACHINES NDA
	CAN		326		326	CAN	
COMMODITY TOTAL		16	326		342		TOTAL DE MARCHANDISE
PASS. AUTOS AND CHASSIS	GER	16			16	ALL	VOITURES PART., CHASSIS
TRUCKS AND CHASSIS	U K	5			5	R U	CAMIONS ET CHASSIS
MOTOR VEHICLE ENGINES	NETH	8			8	P. BAS	MOTEURS DE VEH. AUTOM.
ROAD MOTOR VEH. NES	SWEDN	20			20	SUEDE	VEH. AUTOM. ROUTIERS NDA
SHIPS, AIRCRAFT, MIS. VEH	DENMK	375			375	DANMK	NAVIRES, AVIONS, VEH. DIV
	NETH	415			415	P. BAS	
	CAN	390			390	CAN	
COMMODITY TOTAL		1,180			1,180		TOTAL DE MARCHANDISE
EQUIPMENT MISC.	LIBER			1,174	1,174	LIBER	MATERIEL DIVERS
	OTHER	1			1	AUTRE	
COMMODITY TOTAL		1		1,174	1,175		TOTAL DE MARCHANDISE
PERSONAL, HOUSEHOLD GOODS	U K	2			2	R U	ART. PERS. ET MENAGERS
CONTAINERS, CLOSURES	NORW	28			28	NORV	CONTENEURS, FERMETURES
	U S A	7			7	E-U	
COMMODITY TOTAL		35			35		TOTAL DE MARCHANDISE
GENERAL CARGO	OTHER	1			1	AUTRE	MARCHANDISES DIVERSES
CONTAINERIZED FREIGHT	U K	3,978			3,978	R U	FRET CONTENEURESE
	DENMK	86			86	DANMK	
	GER	12,939			12,939	ALL	
	NETH	2,250			2,250	P. BAS	

TABLE 1. CARGOES LOADED AT CANADIAN PORTS FOR FOREIGN COUNTRIES.

TABLEAU 1. MARCHANDISES CHARGÉES DANS LES PORTS CANADIENS A DESTINATION DE PAYS ÉTRANGERS.

COUNTRY OF DESTINATION AND KIND OF CARGO	REGISTRY OF VESSEL	ATLANTIC	GREAT LAKES	PACIFIC	TOTAL	IMMATIC. DU NAVIRE	PAYS DE DESTINATION ET MARCHANDISE
		ATLANTIQUE	GRANDS LACS	PACIFIQUE	TOTAL		
U S ATL.& GULF COMT.							E-U ATL.& GOLFE SUITE
	SWEDN	7,326			7,326	SUEDE	
	OTHER	1,032			1,032	AUTRE	
COMMODITY TOTAL		27,611			27,611		TOTAL OE MARCHANDISE
COUNTRY/REGION TOTAL		19,152,962*	23,546*	2,311,457*	21,487,965*		TOTAL DE PAYS/REGION
GRAND TOTAL		74,578,461**	10,866,759**	38,492,084**	123,937,304**		TOTAL GLOBAL

TABLE 2. CARGOES UNLOADED AT CANADIAN PORTS FROM FOREIGN COUNTRIES.

TABLAU 2. MARCHANDISES DECHARGEES DANS LES PORTS CANADIENS EN PROVENANCE DE PAYS ETRANGERS.

COUNTRY OF ORIGIN AND KIND OF CARGO	REGISTRY OF VESSEL	ATLANTIC ATLANTIQUE	GREAT LAKES GRANDS LACS	PACIFIC PACIFIQUE	TOTAL TOTAL	IMMATIC. DU NAVIRE	PAYS D'ORIGINE ET MARCHANDISE
UNITED KINGDOM ROYAUME-UNI							
CATTLE	U K	5			5	R U	BOVINS
LIVE ANIMALS, NES	U K	23			23	R U	ANIMAUX VIVANTS, NDA
	GER	2			2	ALL	
COMMODITY TOTAL		25			25		TOTAL DE MARCHANDISE
FISH, FRESH OR FROZEN	U K	2			2	R U	POISSON, FRAIS OU CONG.
	DENMK	1,078			1,078	DANMK	
	GER	2			2	ALL	
COMMODITY TOTAL		1,082			1,082		TOTAL DE MARCHANDISE
FISH, CANNED	U K	19			19	R U	POISSON EN BOITES
	GER	50			50	ALL	
COMMODITY TOTAL		69			69		TOTAL DE MARCHANDISE
CHEESE	GER	2		5	7	ALL	FROMAGE
CORN	LIBER	518			518	LIBER	MAIS
CEREALS MILLED, NES	U K	1			1	R U	CEREALES MOULUES, NDA
BAKERY PROD. INC. FROZEN	U K	125			125	R U	PROD. BOUL., PROD. CONG.
	GER	2			2	ALL	
COMMODITY TOTAL		127			127		TOTAL DE MARCHANDISE
FRESH FRUITS, BERRIES	U K	7			7	R U	FRUITS, BAIES FRAIS
FROZEN FRUITS, BERRIES	NETH			15	15	P. BAS	FRUITS, BAIES CONGELES
FRUIT, PRES. NOT CANNED	U K	19			19	R U	CONS. FRUITS NON BOITE
FRUITS, PREP. CANNED	U K	10			10	R U	FRUITS PREP. EN BOITE
	GER	22			22	ALL	
	NETH			48	48	P. BAS	
COMMODITY TOTAL		32		48	80		TOTAL DE MARCHANDISE
SUGAR PREPARATIONS	U K	208			208	R U	PREP. A BASE DE SUCRE
	GER	21			21	ALL	
COMMODITY TOTAL		229		7	236		TOTAL DE MARCHANDISE
COCOA AND CHOCOLATE	U K	1			1	R U	CA CAO ET CHOCOLAT
COFFEE	GER		18		18	ALL	CAFE
TEA	U K	52			52	R U	THE
	GER	20			20	ALL	
COMMODITY TOTAL		72			72		TOTAL DE MARCHANDISE
SPICES	LIBER	3			3	LIBER	EPICES
VINEGAR	U K	8			8	R U	VINAIGRE
SAUSAGE SKINS, CASINGS	GER			13	13	ALL	ROYAUX A SAUCISSES
MISC. FOOD PREP. NES	U K	100			100	R U	DIV. PREP. ALIM. NDA
	GER	20	143	28	191	ALL	
COMMODITY TOTAL		120	143	28	291		TOTAL DE MARCHANDISE
ALE, BEER, STOUT, PORTER	U K	86			86	R U	ALE, BIERE, STOUT, PORTER
	GER	13			13	ALL	
COMMODITY TOTAL		99			99		TOTAL DE MARCHANDISE
WINES	U K	131			131	R U	VINS
	GER	4			4	ALL	
	LIBER	5			5	LIBER	
COMMODITY TOTAL		140			140		TOTAL DE MARCHANDISE
FERM. ALCOHOLIC BEV.	U K	3			3	R U	BOISS. ALCOOL. FERME.
DIST. ALCOHOLIC BEV.	U K	1,207			1,207	R U	BOISS. ALCOOL. DIST.
	GER	56	4,794	3,337	8,187	ALL	
	NETH			107	107	P. BAS	
	LIBER	1	160		161	LIBER	
	OTHER		75		75	AUTRE	
COMMODITY TOTAL		1,264	5,029	3,444	9,737		TOTAL DE MARCHANDISE
TOBACCO NES	DENMK	252			252	DANMK	TABACS NDA
RAW HIDES AND SKINS	U K	7			7	R U	PEAUX ET CUIRS BRUT
	NETH			1	1	P. BAS	
COMMODITY TOTAL		7			8		TOTAL DE MARCHANDISE
SEEDS FOR SOWING NES	GER	2			2	ALL	GRAINES DE SEMENCE NDA
	NETH			2	2	P. BAS	
COMMODITY TOTAL		2			4		TOTAL DE MARCHANDISE
OIL SEEDS, NUTS NES	GER			6	6	ALL	GRAINES, NOIX OLEAG. NDA
CRUDE VEG. PROD. NES	U K	2			2	R U	PR. BRUTS ORIG. VEG. NDA
WOOL AND ANIMAL HAIR	GER			43	43	ALL	LAIN, POILS ANIMAL
TEXTILE FIBRES NES	NORW	580			580	NORV	FIBRES TEXTILES NDA
CHINA CLAY	U K	23,459			23,459	R U	KADLIN
	GREEK	4,790			4,790	GRECQ	
	NORW				3,626	NORV	
	SWEON				1,538	SUEDE	
COMMODITY TOTAL		28,249			33,413		TOTAL DE MARCHANDISE
FLOURS PAR	U K		7,749		7,749	R U	SPATH FLUDR
	GER	6,233			6,233	ALL	
	GREEK		11,649		11,649	GRECQ	
	OTHER	5,963	6,108		12,071	AUTRE	
COMMODITY TOTAL		12,196	25,506		37,702		TOTAL DE MARCHANDISE
CRUDE NON-MET. MIN. NES	U K	15			15	R U	MIN. NON-MET. BRUTS NDA
COTTON, TEXTILE WASTE	U K	5			5	R U	DECHETS DE COTON, TEXT.
	GER	4			4	ALL	
COMMODITY TOTAL		9			10		TOTAL DE MARCHANDISE
RUBBER FAB. MATERIALS	U K	9			9	R U	DEMI-PROD. CAOUTCHOUC
	GER			11	11	ALL	
COMMODITY TOTAL		9		11	20		TOTAL DE MARCHANDISE
LUMBER AND TIMBER	U K	1			1	R U	BOIS D'OEUVRE ET CHARP.
FLOORING	U K	3			3	R U	LAMES POUR PARQUET
VENEER, PLYWOOD	NETH			4	4	P. BAS	PLACAGES, CONTRE-PLAQ.
BLANK PAPER AND BOARD	U K	11			11	R U	PLAQ. CONSTR., PAP/CART.
	LIBER		25		25	LIBER	
COMMODITY TOTAL		11	25		36		TOTAL DE MARCHANDISE

TABLE 2. CARGOES UNLOADED AT CANADIAN PORTS FROM FOREIGN COUNTRIES.

TABLEAU 2. MARCHANDISES DECHARGEES DANS LES PORTS CANADIENS EN PROVENANCE DE PAYS ETRANGERS.

COUNTRY OF ORIGIN AND KIND OF CARGO	REGISTRY OF VESSEL	ATLANTIC ATLANTIQUE	GREAT LAKES GRANDS LACS	PACIFIC PACIFIQUE	TOTAL TOTAL	IMMATIC. DU NAVIRE	PAYS D'ORIGINE ET MARCHANDISE
UNITED KINGDOM CONT. WET MACHINE BOARD	GER LIBER	52	5		52	ALL LIBER	ROYAUME-UNI SUITE CARTON EN PATE PRESSE
COMMODITY TOTAL		52	5		57		TOTAL DE MARCHANDISE
CORDDAGE, TWINE, RDOPE	U K GER LIBER	65 7 1		4	65 11 26	R U ALL LIBER	CORDDAGE, FICELLE, CORDE
COMMODITY TOTAL		73	25	4	102		TOTAL DE MARCHANDISE
JUTE WOVEN FABRICS TEXTILE FAB. MTL NES	GER U K GER	1 33 3	25	2	2 33 159	ALL R U ALL	TISSUS DE JUTE OUVR. EN MAT. TEXT. NDA
COMMODITY TOTAL		36	53	103	192		TOTAL DE MARCHANDISE
FISH, MARINE ANIMAL OIL	GER NETH			8	8	ALL	HUIL. DE POISSON, AN. MAR
COMMODITY TOTAL				3	3		TOTAL DE MARCHANDISE
VEG. OILS, FATS NES	U K NORW LIBER	2	616		2 616	R U NORV LIBER	HUIL. MAT. GRAS. VEG. NDA
COMMODITY TOTAL		2	1,683		1,683		TOTAL DE MARCHANDISE
OILS, FATS, WAXES NES	U K GER	7 12	2,299		7 12	R U ALL	HUIL. MAT. GRAS. CIRE NDA
COMMODITY TOTAL		19			19		TOTAL DE MARCHANDISE
METALLIC SALTS	U K GER OTHER	36 222 3,636		60	36 282 3,636	R U ALL AUTRE	SELS METALLIQUES
COMMODITY TOTAL		3,894		60	3,954		TOTAL DE MARCHANDISE
INORGANIC CHEMS. NES ORGANIC CHEMICALS NES	NORW U K GER NETH NORW LIBER	17,508 16 56 1 3,793 980		189 21	17,508 16 245 22 3,793 980	NORV R U ALL P. BAS NORV LIBER	PROD. CHIM. INORG. NDA PROD. CHIM. ORGAN. NDA
COMMODITY TOTAL		4,846		210	5,056		TOTAL DE MARCHANDISE
EXPLOS., FUSES, CAPS AGRICULTURAL CHEMICALS	DENMK U K DENMK	114 63 145			114 63 145	DANMK R U DANMK	EXPLOS., AMORCES, OET. PROD. CHIM. AGRICOLES
COMMODITY TOTAL		208			208		TOTAL DE MARCHANDISE
PLASTIC MATERIALS DYESTUFF, PIGMENT, PAINT	U K U K GER	1 11	12	4	1 11 16	R U R U ALL	MATIERES PLASTIQUES MAT. COLOR. PIG. PEINTURE
COMMODITY TOTAL		11	12	4	27		TOTAL DE MARCHANDISE
CHEM. SPECIALTIES NES	U K GER	40		9	40 9	R U ALL	PROD. CHIM. SPECIAUX NDA
COMMODITY TOTAL		40		9	49		TOTAL DE MARCHANDISE
LUBRICATING OIL, GREASE	U K GER NORW LIBER	2 4	9,282 4,000		2 4 9,282 4,000	R U ALL NORV LIBER	HUIL. GRAISSE LUBRIF.
COMMODITY TOTAL		6	13,282		13,288		TOTAL DE MARCHANDISE
COKE COAL TAR, PITCH	OTHER GER NORW		4,414	12,578	4,414 12,578 6,296	AUTRE ALL NORV	COKE GOUDRON, BRAI DE BOUIL.
COMMODITY TOTAL				18,874	18,874		TOTAL DE MARCHANDISE
PETROL. COAL PROD. NES	U K NORW	50	5,848		50 5,848	R U NORV	DERIVE PETR. CHARB. NDA
COMMODITY TOTAL		50	5,848		5,898		TOTAL DE MARCHANDISE
PRIMARY IRON, STEEL NES	GER NETH LIBER OTHER		371	4 221	4 221 371 4,500	ALL P. BAS LIBER AUTRE	FER, ACIER PRIMAIR. NDA
COMMODITY TOTAL		4,500	371	225	5,096		TOTAL DE MARCHANDISE
CASTINGS, FORGINGS	GER GREEK NETH NORW LIBER OTHER	500	6,230 45	8 7 740	6,238 545 7 740 155 498	ALL GRECQ P. BAS NORV LIBER AUTRE	MOUL. PIECES FORGEES
COMMODITY TOTAL		500	6,928	755	8,183		TOTAL DE MARCHANDISE
BAR AND RODS, STEEL	U K GER NETH NORW LIBER OTHER	53 9	1,190	551 51 739	53 1,750 51 739 2,019 635	R U ALL P. BAS NORV LIBER AUTRE	BARRES ET TIGES ACIER
COMMODITY TOTAL		62	3,844	1,341	5,247		TOTAL DE MARCHANDISE
PLATE & SHEET STEEL	U K GER GREEK NETH LIBER OTHER	1,202 5,053	295	179 3,449 3	1,202 5,527 3,449 3 16,286 483	R U ALL GRECQ P. BAS LIBER AUTRE	TOLES, FEUILLES DACIER
COMMODITY TOTAL		13,094	3,192	3,631	26,950		TOTAL DE MARCHANDISE
STRUCTURAL SHAPES	U K DENMK GER NORW SWEDEN	5,276 376 19,890 554	507 1,306	4,566 986 739	10,349 376 22,182 739 254	R U DANMK ALL NORV SWEDEN	PROFILES DE CONSTRUCT.

TABLE 2. CARGOES UNLOADED AT CANADIAN PORTS FROM FOREIGN COUNTRIES.

TABLÉAU 2. MARCHANDISES DECHARGÉES DANS LES PORTS CANADIENS EN PROVENANCE DE PAYS ÉTRANGERS.

COUNTRY OF ORIGIN AND KIND OF CARGO	REGISTRY OF VESSEL	ATLANTIC ATLANTIQUE	GREAT LAKES GRANDS LACS	PACIFIC PACIFIQUE	TOTAL TOTAL	IMMATRIC. OU NAVIRE	PAYS D'ORIGINE ET MARCHANDISE
UNITED KINGDOM CONT.							ROYAUME-UNI SUITE
	LIBER	15,092	11,034	2,638	28,764	LIBER	
	OTHER	1,251	293		1,544	AUTRE	
COMMODITY TOTAL		42,439	13,140	8,929	64,508		TOTAL DE MARCHANDISE
PIPES, TUBES: IRON, STEEL	U K	660			660	R U	TUYAUX, TUBES: FER, ACIER
	GER	90	129	72	291	ALL	
	NETH			212	212	P.BAS	
	LIBER	1	397		398	LIBER	
COMMODITY TOTAL		751	526	284	1,561		TOTAL DE MARCHANDISE
WIRE	U K	182			182	R U	FIL METALLIQUE
	GER	181		272	453	ALL	
	NETH			20	20	P.BAS	
COMMODITY TOTAL		363		292	655		TOTAL DE MARCHANDISE
ALUMINUM	U K	2			2	R U	ALUMINIUM
	GREEK	2,027			2,027	GRECQ	
COMMODITY TOTAL		2,029			2,029		TOTAL DE MARCHANDISE
COPPER AND ALLOYS	GER			2	2	ALL	CUIVRE ET ALLIAGES
	LIBER	1			1	LIBER	
COMMODITY TOTAL		1		2	3		TOTAL DE MARCHANDISE
LEAD AND ALLOYS	GER			23	23	ALL	PLOMB ET ALLIAGES
NON-FERROUS METALS NES	NETH			71	71	P.BAS	MÉTALX NON-FERREUX NES
METAL FAB. BASIC PROD.	U K	320			320	R U	OUVR. DE PASE EN METAL
	GER	105	10	1,148	1,263	ALL	
	NETH			9	9	P.BAS	
	LIBER	5	911		916	LIBER	
COMMODITY TOTAL		430	921	1,157	2,508		TOTAL DE MARCHANDISE
BRICKS, TILES NES	U K	98			98	R U	BRIQUES, TUILLES NDA
	GER	7		11	18	ALL	
	NETH			26	26	P.BAS	
	LIBER	1			1	LIBER	
COMMODITY TOTAL		106		37	143		TOTAL DE MARCHANDISE
GLASS BASIC PRODUCTS	U K	1,977			1,977	R U	OUVR. DE PASE EN VERRE
	GER	30		117	147	ALL	
	GREEK		327		327	GRECQ	
	NETH			22	22	P.BAS	
	LIBER	212	106		318	LIBER	
COMMODITY TOTAL		2,219	433	139	2,791		TOTAL DE MARCHANDISE
ASBESTOS BASIC PROD.	U K	2			2	R U	OUVR. DE BASE AMIANTE
	LIBER	2			2	LIBER	
COMMODITY TOTAL		4			4		TOTAL DE MARCHANDISE
CEMENT	U K	65			65	R U	CIMENT
NON-MET. MIN. BASIC PROD.	U K	184			184	R U	PROD. MIN. NON-MET. BASE
	GER	9		157	166	ALL	
	NETH			18	18	P.BAS	
COMMODITY TOTAL		193		175	368		TOTAL DE MARCHANDISE
MISC. FABRICATED PROD.	U K	673			673	R U	OUVRAGES DIVERS
	GER			33	33	ALL	
COMMODITY TOTAL		673		33	706		TOTAL DE MARCHANDISE
TRACTORS	U K	4,697			4,697	R U	TRACTEURS
	GER	2,071		160	2,231	ALL	
	SWEDN	633	64	242	939	SUEDE	
	LIBER		238		238	LIBER	
	OTHER	1,060	424		1,484	AUTRE	
COMMODITY TOTAL		8,461	726	402	9,589		TOTAL DE MARCHANDISE
MACHINERY NES	U K	1,170		114	1,284	R U	MACHINES NDA
	GER	555	1,159	658	2,372	ALL	
	GREEK		83		83	GRECQ	
	NETH	3,127		19	3,146	P.BAS	
	SWEDN	119	13	167	299	SUEDE	
	LIBER	46	2,109		2,155	LIBER	
	OTHER		24		24	AUTRE	
COMMODITY TOTAL		5,017	3,388	958	9,363		TOTAL DE MARCHANDISE
RAILWAY ROLLING STOCK	GER	25			25	ALL	MAT. ROUL. DE CH. DE FER
	SWEDN			52	52	SUEDE	
	LIBER		228		228	LIBER	
	OTHER		622		622	AUTRE	
COMMODITY TOTAL		25	850	52	927		TOTAL DE MARCHANDISE
PASS. AUTOS AND CHASSIS	U K	5,987		191	6,178	R U	VOITURES PART., CHASSIS
	GER	3,171			3,171	ALL	
	GREEK	398			398	GRECQ	
	NORW	1,467		1,295	2,762	NORV	
	SWEDN	427		44	471	SUEDE	
	LIBER		1		1	LIBER	
	JAPAN	1,399			1,399	JAPON	
	CAN	768			768	CAN	
	OTHER	245	187		432	AUTRE	
COMMODITY TOTAL		13,862	188	1,530	15,580		TOTAL DE MARCHANDISE
BUSES AND CHASSIS	U K	58			58	R U	AUTOBUS ET CHASSIS
	SWEON			15	15	SUEDE	
COMMODITY TOTAL		58		15	73		TOTAL DE MARCHANDISE
TRUCKS AND CHASSIS	U K	134			134	R U	CAMIONS ET CHASSIS
	GER			25	25	ALL	
	SWEDN	2			2	SUEDE	
	LIBER		10		10	LIBER	
COMMODITY TOTAL		136	10	25	171		TOTAL DE MARCHANDISE
MOTOR VEHICLE ENGINES	U K	57			57	R U	MOTEURS DE VEH. AUTOM.
	GER			49	49	ALL	

TABLE 2. CARGOES UNLOADED AT CANADIAN PORTS FROM FOREIGN COUNTRIES.

TABLEAU 2. MARCHANDISES DECHARGEES DANS LES PORTS CANADIENS EN PROVENANCE DE PAYS ETRANGERS.

COUNTRY OF ORIGIN AND KIND OF CARGO	REGISTRY OF VESSEL	ATLANTIC ATLANTIQUE	GREAT LAKES GRANDS LACS	PACIFIC PACIFIQUE	TOTAL TOTAL	IMMATIC. OU NAVIRE	PAYS D'ORIGINE ET MARCHANDISE
UNITED KINGDOM CONT.							
	NETH LIBER	115	20	1	135	P.BAS LIBER	ROYAUME-UNI SUITE
COMMOITY TOTAL		172	20	50	242		TOTAL DE MARCHANDISE
ROAD MOTOR VEH. NES	U K	140			140	R U	VEH.AUTOM.ROUTIERS NDA
	GER	78			78	ALL	
	SWEON	208			208	SUEDE	
COMMOITY TOTAL		426			426		TOTAL DE MARCHANDISE
SHIPS,AIRCRAFT,MIS-VEH	U K	34		1,225	1,259	R U	NAVIRES,AVIONS,VEH.DIV
	DENMK			6	6	DANMK	
	GER	49		8	57	ALL	
	GREEK	179			179	GRECQ	
	SWEON		4	33	37	SUEDE	
	LIBER	3	7		10	LIBER	
	OTHER	162	1		163	AUTRE	
COMMOITY TOTAL		427	12	1,272	1,711		TOTAL DE MARCHANDISE
RUBBER TIRES AND TUBES	U K	25			25	R U	PNEUS, CHAMBRES A AIR
	GER	3			3	ALL	
COMMOITY TOTAL		28			28		TOTAL DE MARCHANDISE
EQUIPMENT MISC.	U K	196			196	R U	MATERIEL DIVERS
	GER	208	128	469	805	ALL	
	GREEK		111		111	GRECQ	
	SWEON			16	16	SUEDE	
	LIBER	29	11		40	LIBER	
COMMOITY TOTAL		433	250	485	1,168		TOTAL DE MARCHANDISE
PERSONAL,HOUSEHOLD GOODS	U K	155			155	R U	ART.PERS.ET MENAGERS
	GER	54	142	125	321	ALL	
	NETH			10	10	P.BAS	
	SWEON			16	16	SUEDE	
	OTHER	2			2	AUTRE	
COMMOITY TOTAL		211	142	151	504		TOTAL DE MARCHANDISE
FIREARMS,AMMUNITION	U K	515			1,455	R U	ARMES A FEU,MUNITIONS
CONTAINERS,CLOSURES	U K	1,070			1,070	R U	CONTENEURS,FERMETURES
	GER	380		10	390	ALL	
	GREEK		22		22	GRECQ	
	OTHER	92			92	AUTRE	
COMMOITY TOTAL		1,542	22	10	1,574		TOTAL DE MARCHANDISE
MISC. ENO PRODUCTS NES	U K	56			56	R U	PRODUITS FINIS DIV.NDA
	GER	1		77	78	ALL	
	NETH			2	2	P.BAS	
	LIBER	4			4	LIBER	
COMMOITY TOTAL		61		79	140		TOTAL DE MARCHANDISE
GENERAL CARGO	U K	391			391	R U	MARCHANDISES DIVERSES
	GER	767		193	960	ALL	
	SWEON	24		40	64	SUEDE	
	LIBER	37			37	LIBER	
COMMOITY TOTAL		1,219		233	1,452		TOTAL DE MARCHANDISE
CONTAINERIZED FREIGHT	U K	776,415		6,165	782,580	R U	FRET CONTENEURESE
	DENMK			6,703	6,703	DANMK	
	GER	28,946	4,796		33,742	ALL	
	NETH	1,974			1,974	P.BAS	
	SWEON	5,909		19,144	25,053	SUEDE	
	OTHER	46,856			46,856	AUTRE	
COMMOITY TOTAL		860,100	4,796	32,012	896,908		TOTAL DE MARCHANDISE
COUNTRY/REGION TDAL		1,038,399*	97,196*	83,333*	1,218,928*		TOTAL DE PAYS/REGION
BELGIUM-LUXEMB							
FISH,FRESH OR FROZEN	GER	18			18	ALL	POISSON,FRAIS OU CONG.
SHELL FISH,NES	DENMK	3			3	DANMK	MOLLUSQUES CRUST.,NDA
	GER	7			7	ALL	
COMMOITY TOTAL		10			10		TOTAL DE MARCHANDISE
CHEESE	GER	3		18	21	ALL	FROMAGE
	OTHER			2	2	AUTRE	
COMMOITY TOTAL		3		20	23		TOTAL DE MARCHANDISE
DAIRY PROD.EGGS,HONEY	DENMK	2			2	DANMK	PROD.LAIT.,OEUFS,MIEL
FRESH FRUITS,BERRIES	DENMK	12			12	DANMK	FRUITS, BATES FRAIS
DRIED FRUITS	GER		100		100	ALL	FRUITS SECS
FRUIT,PRES.NOT CANNED	ITALY	58			58	ITAL	CONS. FRUITS NON BOITE
	OTHER	25			25	AUTRE	
COMMOITY TOTAL		83			83		TOTAL DE MARCHANDISE
VEGETABLES, DRIED	NETH			2	2	P.BAS	LEGUMES, SECS
VEGETABLE PREP.NES	GER			95	95	ALL	PREP. DE LEGUMES NDA
	GREEK			3	3	GRECQ	
	NETH			26	26	P.BAS	
COMMOITY TOTAL				124	124		TOTAL DE MARCHANDISE
SUGAR PREPARATIONS	DENMK	4			4	DANMK	PREP. A BASE DE SUCRE
	GER	3			3	ALL	
	NORW	91			91	NORV	
	SWEON			8	8	SUEDE	
COMMOITY TOTAL		98		8	106		TOTAL DE MARCHANDISE
COCOA AND CHOCOLATE	GER	57			57	ALL	CACAO ET CHOCOLAT
	ITALY	41			41	ITAL	
COMMOITY TOTAL		98			98		TOTAL DE MARCHANDISE
TEA	GER	3			3	ALL	THE
SPICES	GER	5			5	ALL	EPICES

TABLE 2. CARGOES UNLOADED AT CANADIAN PORTS FROM FOREIGN COUNTRIES.

TABLÉAU 2. MARCHANDISES DECHARGÉES DANS LES PORTS CANADIENS EN PROVENANCE DE PAYS ÉTRANGERS.

COUNTRY OF ORIGIN AND KIND OF CARGO	REGISTRY OF VESSEL	ATLANTIC ATLANTIQUE	GREAT LAKES GRANDS LACS	PACIFIC PACIFIQUE	TOTAL TOTAL	IMMATIC. OU NAVIRE	PAYS D'ORIGINE ET MARCHANDISE
BELGIUM-LUXEMB CONT.						BELGIQUE-LUX. SUITE	
	ITALY	14			14	ITAL	
	NORW	9			9	NORV	
COMMODITY TOTAL		29			29		TOTAL DE MARCHANDISE
MISC. FOOD PREP. NES	DENMK	50			50	DANMK	DIV. PREP. ALIM. NOA
	GER		140	11	151	ALL	
	ITALY	15			15	ITAL	
	LIBER	45			45	LIBER	
COMMODITY TOTAL		110	140	11	261		TOTAL DE MARCHANDISE
ALE, BEER, STOUT, PORTER	DENMK	64			64	DANMK	ALE, BIÈRE, STOUT, PORTER
	GER	103		38	141	ALL	
COMMODITY TOTAL		167		38	205		TOTAL DE MARCHANDISE
WINES	DENMK	33			33	DANMK	VINS
	GER	94			94	ALL	
COMMODITY TOTAL		127			127		TOTAL DE MARCHANDISE
DIST. ALCOHOLIC BEV.	DENMK	234			234	DANMK	BOISS. ALCOOL. DIST.
	GER		73	384	457	ALL	
	NETH			131	131	P. BAS	
	SWEDN			8	8	SUEDE	
	OTHER			38	38	AUTRE	
COMMODITY TOTAL		234	73	561	868		TOTAL DE MARCHANDISE
NURSERY, GREENHSE STOCK	GER	19		5	24	ALL	PROD. PEPINIERE, SERRE
	NETH	16		1	17	P. BAS	
	SWEDN	70			70	SUEDE	
COMMODITY TOTAL		105		6	111		TOTAL DE MARCHANDISE
CRUDE VEG. PROD. NES	GER	55			55	ALL	PR. BRUTS ORIG. VEG. NOA
WOOL AND ANIMAL HAIR	GER	32			32	ALL	LAINES, POILS ANIMAL
TEXTILE FIBRES NES	DENMK	2			2	DANMK	FIBRES TEXTILES NOA
	GER	165			165	ALL	
	OTHER	138			138	AUTRE	
COMMODITY TOTAL		305			305		TOTAL DE MARCHANDISE
SAND AND GRAVEL	U K	7,573			7,573	R U	SABLE ET GRAVIERS
	GER	7,440			7,440	ALL	
	OTHER	4,051			4,051	AUTRE	
COMMODITY TOTAL		19,064			19,064		TOTAL DE MARCHANDISE
STONE, CRUDE NES	GER	9		7	16	ALL	PIERRE BRUTE NOA
CRUDE NON-MET. MIN. NES	DENMK	1			1	DANMK	MIN. NON-MET. BRUTS NOA
COTTON, TEXTILE WASTE	ITALY	32			32	ITAL	DECHETS DE COTON, TEXT.
	OTHER	22			22	AUTRE	
COMMODITY TOTAL		54			54		TOTAL DE MARCHANDISE
LEATHER	ITALY	19			19	ITAL	CUIR
VENEER, PLYWOOD	GER	33			33	ALL	PLACAGES, CONTRE-PLAQ.
PAPER NES	GER			234	234	ALL	PAPIER NOA
	ITALY	38			38	ITAL	
	OTHER	13			13	AUTRE	
COMMODITY TOTAL		51		234	285		TOTAL DE MARCHANDISE
CORDAGE, TWINE, ROPE	U K	4,496			4,496	R U	CORDAGE, FICELLE, CORDE
	GER	19			19	ALL	
COMMODITY TOTAL		4,515			4,515		TOTAL DE MARCHANDISE
TEXTILE FAB. MTL NES	GER	97		22	119	ALL	OUVR. EN MAT. TEXT. NOA
	ITALY	37			37	ITAL	
	NORW	52			52	NORV	
	LIBER	62			62	LIBER	
	OTHER	39			39	AUTRE	
COMMODITY TOTAL		287		22	309		TOTAL DE MARCHANDISE
METALLIC SALTS	DENMK	81			81	DANMK	SELS METALLIQUES
	GREEK	6,221			6,221	GREQC	
	OTHER	5,951		25	5,976	AUTRE	
COMMODITY TOTAL		12,253		25	12,278		TOTAL DE MARCHANDISE
INORGANIC CHEM. NES	GER			187	187	ALL	PROD. CHIM. INORG. NOA
	GREEK	4,503			4,503	GREQC	
	NORW	12,043			12,043	NORV	
	LIBER	15,790			15,790	LIBER	
	CAN	1,301			1,301	CAN	
COMMODITY TOTAL		33,637		187	33,824		TOTAL DE MARCHANDISE
ORGANIC CHEMICALS NES	GER	101	107	1,551	1,759	ALL	PROD. CHIM. ORGAN. NOA
	ITALY	23			23	ITAL	
	NETH			257	257	P. BAS	
	NORW	114			114	NORV	
	OTHER	280		858	1,138	AUTRE	
COMMODITY TOTAL		518	107	2,666	3,291		TOTAL DE MARCHANDISE
AGRICULTURAL CHEMICALS	GER	60			60	ALL	PROD. CHIM. AGRICOLES
	NORW	11			11	NORV	
COMMODITY TOTAL		71			71		TOTAL DE MARCHANDISE
SYNTHETIC RUBBER	ITALY	10			10	ITAL	CAOUTCHOUC SYNTHÉTIQUE
PLASTIC MATERIALS	NETH			11	11	P. BAS	MATIÈRES PLASTIQUES
	OTHER			4	4	AUTRE	
COMMODITY TOTAL				15	15		TOTAL DE MARCHANDISE
DYESTUFF, PIGMENT, PAINT	GER		130		130	ALL	MAT. COLOR. PIG. PEINTURE
	NETH			7	7	P. BAS	
	OTHER			4	4	AUTRE	
COMMODITY TOTAL			130	11	141		TOTAL DE MARCHANDISE
CHEM. SPECIALTIES NES	GER			15	15	ALL	PROD. CHIM. SPÉCIAUX NOA
	ITALY	21			21	ITAL	
	OTHER			4	4	AUTRE	
COMMODITY TOTAL		21		19	40		TOTAL DE MARCHANDISE
FUEL OIL	OTHER	20,945			20,945	AUTRE	MAZOUT

TABLE 2. CARGOES UNLOADED AT CANADIAN PORTS FROM FOREIGN COUNTRIES.

TABLEAU 2. MARCHANDISES DECHARGEES DANS LES PORTS CANADIENS EN PROVENANCE DE PAYS ETRANGERS.

COUNTRY OF ORIGIN AND KIND OF CARGO	REGISTRY OF VESSEL	ATLANTIC ATLANTIQUE	GREAT LAKES GRANDS LACS	PACIFIC PACIFIQUE	TOTAL TOTAL	IMMATIC. DU NAVIRE	PAYS D'ORIGINE ET MARCHANDISE	
BELGIUM-LUXEMB. CONT. CASTINGS, FORGINGS BARS AND RODS, STEEL	DENMK			7,773	7,773	DANMK	BELGIQUE-LUX. SUITE	
	DENMK	4,377	2,497	7,774	14,648	DANMK	MOUL. PIECES FORGEES	
	GER	6,550			6,550	ALL	BARRES ET TIGES ACIER	
	GREEK	119	1,504		1,623	GRECQ		
	NETH		1,016		1,016	P.BAS		
	NORW	3,198		4,507	7,705	NORV		
	SWEDN	2,253			2,253	SUEDE		
	LIBER	83			83	LIBER		
	OTHER	5,684		4,578	10,262	AUTRE		
	COMMODITY TOTAL		22,264	5,017	16,859	44,140		TOTAL DE MARCHANDISE
PLATE & SHEET STEEL	U K		5,752	12,224	17,976	R U	TOLES, FEUILLES D'ACIER	
	DENMK	1,452	7,622	7,773	16,847	DANMK		
	GER	6,306			6,306	ALL		
	GREEK		6,522	993	7,515	GRECQ		
	ITALY	74			74	ITAL		
	NETH		4,629		4,629	P.BAS		
	NORW	5,244			5,244	NORV		
	LIBER	3,815	3,772		7,587	LIBER		
	JAPAN	407			407	JAPON		
	OTHER	8,054	10,082	13,551	31,687	AUTRE		
COMMODITY TOTAL		25,352	38,379	34,541	98,272		TOTAL DE MARCHANDISE	
STRUCTURAL SHAPES	U K		5,756	10,740	16,496	R U	PROFILES DE CONSTRUCT.	
	DENMK	14,674	3,278	7,773	25,725	DANMK		
	GER	19,057	7		19,064	ALL		
	GREEK		5,083	719	5,802	GRECQ		
	ITALY	1,943			1,943	ITAL		
	NORW	13,497			13,497	NORV		
	SWEDN	2,782			2,782	SUEDE		
	LIBER	5,233			5,233	LIBER		
	JAPAN	1,235			1,235	JAPON		
	OTHER	23,159	10,090	16,859	50,108	AUTRE		
COMMODITY TOTAL		81,580	24,214	36,091	141,885		TOTAL DE MARCHANDISE	
RAILS & TRACK MATERIAL	GER	88			88	ALL	RAILS, MAT. VOIE FERREE	
	ITALY	56			56	ITAL		
	NORW	16			16	NORV		
	LIBER	11			11	LIBER		
	OTHER	54			54	AUTRE		
COMMODITY TOTAL		225			225		TOTAL DE MARCHANDISE	
PIPES, TUBES: IRON, STEEL	DENMK	56	1,500		1,556	DANMK	TUYAUX, TUBES: FER, ACIER	
	GER	1,585		5	1,590	ALL		
	NORW	639			639	NORV		
	SWEDN	550			550	SUEDE		
	JAPAN	40			40	JAPON		
	OTHER	1,984			1,984	AUTRE		
COMMODITY TOTAL		4,854	1,500	5	6,359		TOTAL DE MARCHANDISE	
WIRE	GER	261	148	102	511	ALL	FIL METALLIQUE	
	NETH			403	403	P.BAS		
	LIBER	318			318	LIBER		
	OTHER	26		40	66	AUTRE		
	COMMODITY TOTAL		605	148	545	1,298		TOTAL DE MARCHANDISE
ALUMINIUM COPPER AND ALLOYS ZINC AND ALLOYS	GER	75			75	ALL	ALUMINIUM	
	GER	6		345	351	ALL	CUIVRE ET ALLIAGES	
	DENMK	1,983			1,983	DANMK	ZINC ET ALLIAGES	
	GER	3			3	ALL		
NORW	440			440	NORV			
COMMODITY TOTAL		2,426			2,426		TOTAL DE MARCHANDISE	
NON-FERROUS METALS NES	DENMK	2			2	DANMK	METAUX NON-FERREUX NOA	
	NORW	33			33	NORV		
COMMODITY TOTAL		35			35		TOTAL DE MARCHANDISE	
METAL FAB. BASIC PRD.	DENMK	43			43	DANMK	OUVR. DE BASE EN METAL	
	GER	459		185	644	ALL		
	GREEK		45		45	GRECQ		
	NORW	9			9	NORV		
	SWEDN	8			8	SUEDE		
	OTHER	20		806	626	AUTRE		
COMMODITY TOTAL		539	45	791	1,375		TOTAL DE MARCHANDISE	
BRICKS, TILES NES GLASS BASIC PRODUCTS	GER	277			277	ALL	BRQUES, TILES NOA	
	DENMK	3			3	DANMK	OUVR. DE BASE EN VERRE	
	GER	1,342	1,146	1,150	3,638	ALL		
	GREEK			102	102	GRECQ		
	NETH			46	46	P.BAS		
	SWEDN			1	1	SUEDE		
	PANAM			10	10	PANAM		
	OTHER			410	410	AUTRE		
	COMMODITY TOTAL		1,345	1,146	1,719	4,210		TOTAL DE MARCHANDISE
	ASBESTOS BASIC PRD.	GER	186	35	184	405	ALL	OUVR. DE BASE AMIANTE
OTHER				19	19	AUTRE		
COMMODITY TOTAL		186	35	203	424		TOTAL DE MARCHANDISE	
CEMENT BASIC PRD. MISC. FABRICATED PRD. TRACTORS	DENMK	36			36	DANMK	OUVR. DE BASE CIMENT	
	OTHER			10	10	AUTRE	OUVRAGES DIVERS	
	U K	29	398		427	R U	TRACTEURS	
	DENMK	1,136	411		1,547	DANMK		
	GER	1,043			1,043	ALL		
	GREEK		179		179	GRECQ		
	ITALY	117			117	ITAL		
	NORW	1,331			1,331	NORV		
	COMMODITY TOTAL		3,771	888	1,214	5,873		TOTAL DE MARCHANDISE

TABLE 2. CARGOES UNLOADED AT CANADIAN PORTS FROM FOREIGN COUNTRIES.

TABLEAU 2. MARCHANDISES DECHARGEES DANS LES PORTS CANADIENS EN PROVENANCE DE PAYS ETRANGERS.

COUNTRY OF ORIGIN AND KIND OF CARGO	REGISTRY OF VESSEL	ATLANTIC ATLANTIQUE	GREAT LAKES GRANOS LACS	PACIFIC PACIFIQUE	TOTAL TOTAL	IMMATIC. DU NAVIRE	PAYS D'ORIGINE ET MARCHANDISE
BELGIUM-LUXEMB CONT.							BELGIQUE-LUX. SUITE
	SWEDN	98			98	SUEDE	
	JAPAN	47			47	JAPON	
	OTHER	948	266		1,214	AUTRE	
COMMODITY TOTAL		4,799	1,254		6,053		TOTAL DE MARCHANDISE
MACHINERY NES	DENMK	542			542	DANMK	MACHINES NDA
	GER	555	130	188	873	ALL	
	GREEK			234	234	GRECQ	
	ITALY	194			194	ITAL	
	NETH	56			56	P.BAS	
	NORW	492			492	NORV	
	SWEDN	223			223	SUEDE	
	LIBER	42			42	LIBER	
	JAPAN	26			26	JAPDN	
	OTHER	172	33	1	206	AUTRE	
COMMODITY TOTAL		2,302	163	423	2,888		TOTAL DE MARCHANDISE
RAILWAY ROLLING STOCK	NORW	563			563	NORV	MAT.ROUL.DE CH.DE FER
PASS.AUTOS AND CHASSIS	U K	1,105	14	1	1,120	R U	VDITURES PART.,CHASSIS
	DENMK	11	1		12	DANMK	
	GER	804		59	863	ALL	
	GREEK	1,690	250	12	1,952	GRECQ	
	ITALY	100			100	ITAL	
	NETH	2	62		64	P.BAS	
	NORW	1,901			1,901	NORV	
	SWEDN	1,209			1,209	SUEDE	
	LIBER	916			916	LIBER	
	JAPAN	1,024			1,024	JAPON	
	PANAM			4	4	PANAM	
	OTHER	3,275	310		3,585	AUTRE	
COMMODITY TOTAL		12,037	637	76	12,750		TOTAL DE MARCHANDISE
MOTOR VEHICLE ENGINES	GER	16	5	19	40	ALL	MOTEURS DE VEH.AUTOM.
	ITALY	47			47	ITAL	
	NETH	4			4	P.BAS	
	SWEDN	87		11	98	SUEDE	
COMMODITY TOTAL		154	5	30	189		TOTAL DE MARCHANDISE
SOAD MOTOR VEH. NES	U K			7	7	R U	VEH.AUTOM.ROUTIERS NDA
	DENMK	4			4	DANMK	
	GREEK	3			3	GRECQ	
	ITALY	3			3	ITAL	
	NORW	14			14	NORV	
	SWEDN	37			37	SUEDE	
	JAPAN	51			51	JAPON	
	OTHER	81			81	AUTRE	
COMMODITY TOTAL		193		7	200		TOTAL DE MARCHANDISE
SHIPS,AIRCRAFT,MIS.VEH	GER	85		5	90	ALL	NAVIRES,AVIONS,VEH.DIV
RUBBER TIRES AND TUBES	GER			17	17	ALL	PNEUS, CHAMBRES A AIR
EQUIPMENT MISC.	DENMK	2			2	DANMK	MATERIEL DIVERS
	GER	8		18	26	ALL	
	NETH			1	1	P.BAS	
	NORW	265			265	NORV	
	PANAM			7	7	PANAM	
	OTHER	43			43	AUTRE	
COMMODITY TOTAL		318		26	344		TOTAL DE MARCHANDISE
PERSONAL,HOUSEHOLD GOODS	DENMK	4			4	DANMK	ART.PERS.ET MENAGERS
	GER	118	3	15	136	ALL	
	GREEK			1	1	GRECQ	
	ITALY	48			48	ITAL	
	NORW	28			28	NORV	
	SWEDN	19			19	SUEDE	
	JAPAN	16			16	JAPON	
	PANAM			2	2	PANAM	
	OTHER	113		7	120	AUTRE	
COMMODITY TOTAL		346	3	25	374		TOTAL DE MARCHANDISE
CONTAINERS,CLOSURES	GER			30	30	ALL	CONTENEURS,FERMETURES
	OTHER	1			1	AUTRE	
COMMODITY TOTAL		1		30	31		TOTAL DE MARCHANDISE
MISC. END PRODUCTS NES	GER		37	11	48	ALL	PRODUITS FINIS DIV.NDA
	ITALY	32			32	ITAL	
	NETH			2	2	P.BAS	
	NORW	126			126	NORV	
	SWEDN	48			48	SUEDE	
	OTHER	28		3	31	AUTRE	
COMMODITY TOTAL		234	37	16	287		TOTAL DE MARCHANDISE
GENERAL CARGO	GER	2,089		63	2,152	ALL	MARCHANDISES DIVERSES
	GREEK		57		57	GRECQ	
	ITALY	46			46	ITAL	
	NETH			2	2	P.BAS	
	NORW	62			62	NORV	
	SWEDN	5			5	SUEDE	
	LIBER	12			12	LIBER	
	JAPAN	6			6	JAPON	
	OTHER	158		5	163	AUTRE	
COMMODITY TOTAL		2,378	57	70	2,505		TOTAL DE MARCHANDISE
CONTAINERIZED FREIGHT	U K	118,237	637	950	119,824	R U	FRET CONTENEURESE
	DENMK	45,387		1,544	46,931	DANMK	
	GER	52,224	678		52,902	ALL	
	GREEK		522		522	GRECQ	

TABLE 2. CARGOES UNLOADED AT CANADIAN PORTS FROM FOREIGN COUNTRIES.

TABLEAU 2. MARCHANDISES DECHARGEES DANS LES PORTS CANADIENS EN PROVENANCE DE PAYS ETRANGERS.

COUNTRY OF ORIGIN AND KIND OF CARGO	REGISTRY OF VESSEL	ATLANTIC ATLANTIQUE	GREAT LAKES GRANDS LACS	PACIFIC PACIFIQUE	TOTAL TOTAL	IMMATIC. DU NAVIRE	PAYS D'ORIGINE ET MARCHANDISE
BELGIUM-LUXEMB CONT.							
	ITALY	505			505	ITAL	BELGIQUE-LUX. SUITE
	NETH	1,361	478		1,839	P.BAS	
	NORW	44,627			44,627	NORV	
	SWEDN	7,051		3,324	10,375	SUEDE	
	JAPAN	13			13	JAPON	
	OTHER	87,971	1,468		89,439	AUTRE	
COMMODITY TOTAL		357,376	3,783	5,818	366,977		TOTAL DE MARCHANDISE
COUNTRY/REGION TOTAL		613,570*	76,973*	109,381*	799,924*		TOTAL DE PAYS/REGION
DENMARK							
MEAT AND MEAT PREP. NES	GER	12			12	ALL	DANEMARK
FISH, FRESH OR FROZEN	SWEON			1	1	SUEOE	VIANDES ET PREP. NOA
CHEESE	SWEDN			6	6	SUEDE	POISSON, FRAIS OU CONG.
MISC. FOOD PREP. NES	SWEDN			1	1	SUEDE	FROMAGE
DIST. ALCOHOLIC BEV.	GER	2			2	ALL	DIV. PREP. ALIM. NOA
	SWEDN			3	3	SUEOE	BOISS. ALCOOL. DIST.
COMMODITY TOTAL		2		3	5		TOTAL DE MARCHANDISE
SEEDS FOR SOWING NES	GER		11		11	ALL	GRAINES DE SEMENCE NDA
	NORW		33		33	NORV	
COMMODITY TOTAL			44		44		TOTAL DE MARCHANDISE
SAND AND GRAVEL	OTHER	12			12	AUTRE	SABLE ET GRAVIERS
CRUDE NON-MET. MIN. NES	DENMK	2,439			2,439	DANMK	MIN. NON-MET. BRUTS NOA
	GER	2,917			2,917	ALL	
	NORW	143			143	NORV	
COMMODITY TOTAL		5,499			5,499		TOTAL DE MARCHANDISE
CORDAGE, TWINE, ROPE	NORW		18		18	NORV	CORDAGE, FICELLE, CORDE
DYESTUFF, PIGMENT, PAINT	OTHER			14	14	AUTRE	MAT. COLOR. FIG. PEINTURE
ALUMINIUM	OTHER	139			139	AUTRE	ALUMINIUM
METAL FAB. BASIC PROD.	GER	1			1	ALL	OUVR. DE BASE EN METAL
BUILDING BRICK, CLAY	OTHER	2,563			2,563	AUTRE	BRIQ. A BATIR ARGILE
NON-MET. MIN. BASIC PROD	NORW	64			64	NORV	PROD. MIN. NON-MET. BASE
TRACTORS	GER		334		334	ALL	TRACTEURS
MACHINERY NES	GER		160		160	ALL	MACHINES NDA
	NETH	1			1	P.BAS	
	NORW	24	208		232	NORV	
	SWEON			11	11	SUEDE	
	OTHER	586			586	AUTRE	
COMMODITY TOTAL		611	368	11	990		TOTAL DE MARCHANDISE
PASS. AUTOS AND CHASSIS	GER	2			2	ALL	VOITURES PART., CHASSIS
MOTOR VEHICLE ENGINES	OTHER			3	3	AUTRE	MOTEURS DE VEH. AUTOM.
SHIPS, AIRCRAFT, MIS. VEH	DENMK			6	6	DANMK	NAVIRES, AVIONS, VEH. DIV
	NORW		27		27	NORV	
	SWEDN			4	4	SUEDE	
COMMODITY TOTAL			27	10	37		TOTAL DE MARCHANDISE
EQUIPMENT MISC.	GER		13		13	ALL	MATERIEL DIVERS
	NORW		7		7	NORV	
	SWEDN			13	13	SUEDE	
COMMODITY TOTAL			20	13	33		TOTAL DE MARCHANDISE
PERSONAL, HSEHOLD GOODS	GER	6			6	ALL	ART. PERS. ET MENAGERS
	NORW	2			2	NORV	
COMMODITY TOTAL		8			8		TOTAL DE MARCHANDISE
CONTAINERS, CLOSURES	GER		1		1	ALL	CONTENEURS, FERMETURES
MISC. END PRODUCTS NES	NORW		4		4	NORV	PRODUITS FINIS DIV. NDA
GENERAL CARGO	GER	1			1	ALL	MARCHANDISES DIVERSES
	NORW	2	8		10	NORV	
COMMODITY TOTAL		3	8		11		TOTAL DE MARCHANDISE
CONTAINERIZED FREIGHT	U K			1,004	1,004	R U	FRET CONTENEURESE
	DENMK			834	834	DANMK	
	SWEDN			2,267	2,267	SUEDE	
COMMODITY TOTAL				4,105	4,105		TOTAL DE MARCHANDISE
COUNTRY/REGION TOTAL		8,916*	824*	4,167*	13,907*		TOTAL DE PAYS/REGION
FINLAND							
BAKERY PROD. INC. FROZEN	OTHER			4	4	AUTRE	FINLANDE
BOLTS, ROUND TIMBER	NORW	3,896			3,896	NORV	PROD. BOUL., PROD. CONG.
VENEER, PLYWOOD	GER			240	240	ALL	BILLOTS, BOIS RONDS
	OTHER			3	3	AUTRE	PLACAGES, CONTRE-PLAQ.
COMMODITY TOTAL				243	243		TOTAL DE MARCHANDISE
WOOD FAB. MATERIALS	GREEK			12	12	GRECQ	DEMI-PRODUITS EN BOIS
PAPER NES	SWEON		149		149	SUEDE	PAPIER NDA
PLASTIC MATERIALS	OTHER			50	50	AUTRE	MATIERES PLASTIQUES
METAL FAB. BASIC PROD.	GREEK			4	4	GRECQ	OUVR. DE BASE EN METAL
GLASS BASIC PRODUCTS	OTHER			3	3	AUTRE	OUVR. DE BASE EN VERRE
MACHINERY NES	GER			63	63	ALL	MACHINES NDA
	GREEK			3	3	GRECQ	
COMMODITY TOTAL				66	66		TOTAL DE MARCHANDISE
PASS. AUTOS AND CHASSIS	GER			7	7	ALL	VOITURES PART., CHASSIS
SHIPS, AIRCRAFT, MIS. VEH	GER			14	14	ALL	NAVIRES, AVIONS, VEH. DIV
EQUIPMENT MISC.	GER			6	6	ALL	MATERIEL DIVERS
PERSONAL, HSEHOLD GOODS	GER			14	14	ALL	ART. PERS. ET MENAGERS
	GREEK			1	1	GRECQ	
	HANAM			3	3	HANAM	

TABLE 2. CARGOES UNLOADED AT CANADIAN PORTS FROM FOREIGN COUNTRIES.

TABLEAU 2. MARCHANDISES DECHARGEES DANS LES PORTS CANADIENS EN PROVENANCE DE PAYS ETRANGERS.

COUNTRY OF ORIGIN AND KIND OF CARGO	REGISTRY OF VESSEL	ATLANTIC ATLANTIQUE	GREAT LAKES GRANDS LACS	PACIFIC PACIFIQUE	TOTAL TOTAL	IMMATIC. DU NAVIRE	PAYS D'ORIGINE ET MARCHANDISE
FINLAND CONT.	OTHER			1	1	AUTRE	FINLANDE SUITE
COMMODITY TOTAL				21	21		TOTAL DE MARCHANDISE
FIREARMS, AMMUNITION	GER			1	1	ALL	ARMES A FEU, MUNITIONS
MISC. END PRODUCTS NES	PANAM			7	7	PANAM	PRODUITS FINIS DIV. NDA
GENERAL CARGO	GER			5	5	ALL	MARCHANDISES DIVERSES
COUNTRY/REGION TOTAL		3,896*	149*	443*	4,488*		TOTAL DE PAYS/REGION
FRANCE-ATLANT.	OTHER	81			81	AUTRE	FRANCE-ATLANT.
CATTLE	GER	12			12	ALL	BOVINS
FISH, FRESH OR FROZEN	GER			2	2	ALL	POISSON, FRAIS OU CONG.
FISH, SALTED OR CURED	GER			6	6	ALL	POISSON, SALE OU FUME
SHELL FISH, NES	GER	20		30	50	ALL	MOLLUSQUES CRUST., NDA
CHEESE	NETH			13	13	P.BAS	FROMAGE
	OTHER	3	15	6	24	AUTRE	
COMMODITY TOTAL		23	15	49	87		TOTAL DE MARCHANDISE
MALT AND MALT FLOUR	GER			2	2	ALL	MALT ET FARINE DE MALT
BAKERY PROD. INC. FROZEN	GER			5	5	ALL	PROD. BOUL., PROD. CONG.
	OTHER			2	2	AUTRE	
COMMODITY TOTAL				7	7		TOTAL DE MARCHANDISE
DRIED FRUITS	GER			5	5	ALL	FRUITS SECS
FRUIT JUICES	OTHER	2			2	AUTRE	JUS DE FRUIT
NUTS, EXC. OIL NUTS NES	OTHER		17		17	AUTRE	NOIX, SAUF OLEAG. NDA
MOLASSES, REFINED	NORW	5,737			5,737	NORV	MELASSE, RAFFINEE
SYRUP	GER			6	6	ALL	SIROP
SUGAR PREPARATIONS	GER			136	136	ALL	PREP. A BASE DE SUCRE
	NETH			37	37	P.BAS	
COMMODITY TOTAL				173	173		TOTAL DE MARCHANDISE
MISC. FOOD PREP. NES	GER			64	64	ALL	DIV. PREP. ALIM. NDA
	NETH			19	19	P.BAS	
	OTHER	365		58	423	AUTRE	
COMMODITY TOTAL		365		141	506		TOTAL DE MARCHANDISE
NON-ALCOHOLIC BEVERAGE WINE	OTHER	3	16		19	AUTRE	BOISSONS NON-ALCOOLIQ.
	DENMK	3			3	DANMK	VINS
	GER	76	20	137	233	ALL	
	SWEDN	88			88	SUEDE	
	OTHER	7		1	8	AUTRE	
COMMODITY TOTAL		174	20	138	332		TOTAL DE MARCHANDISE
DIST. ALCOHOLIC BEV.	DENMK	94			94	DANMK	BOISS. ALCOOL. DIST.
	GER	7	539	1,683	2,229	ALL	
	NETH			416	416	P.BAS	
	SWEDN	53			53	SUEDE	
	OTHER	6		144	150	AUTRE	
COMMODITY TOTAL		160	539	2,243	2,942		TOTAL DE MARCHANDISE
RAW HIDES AND SKINS	OTHER		142		142	AUTRE	PEAUX ET CUIRS BRUT
RUBBER, ALLIED GUMS, NAT	GER			3	3	ALL	CAOUTCHOUC GOMMES NAT.
	OTHER	17			17	AUTRE	
COMMODITY TOTAL				3	20		TOTAL DE MARCHANDISE
CRUDE VEG. PROD. NES	OTHER	13		4	17	AUTRE	PR. BRUTS ORIG. VEG. NDA
CRUDE WOOD MTL. NES	OTHER	6			6	AUTRE	MATIERES BDIS BRUT NDA
TEXTILE FIBRES NES	SWEDN	10			10	SUEDE	FIBRES TEXTILES NDA
	OTHER	55			55	AUTRE	
COMMODITY TOTAL		65			65		TOTAL DE MARCHANDISE
NON-FERROUS MET. SCRAP	OTHER			2	2	AUTRE	DECHETS METAL. NON FER.
LEATHER	OTHER		27		27	AUTRE	CUIR
RUBBER FAB. MATERIALS	GER			3	3	ALL	DEMI-PROD. CAOUTCHOUC
	NETH			3	3	P.BAS	
	OTHER			6	6	AUTRE	
COMMODITY TOTAL		8			8		TOTAL DE MARCHANDISE
VENEER, PLYWOOD	OTHER		27		27	AUTRE	PLACAGES, CONTRE-PLAQ.
WOOD FAB. MATERIALS	GER	12			15	ALL	DEMI-PRODUITS EN BOIS
PAPER NES	OTHER			3	3	AUTRE	PAPIER NDA
COMMODITY TOTAL		12		4	16		TOTAL DE MARCHANDISE
PAPERBOARD	OTHER		15		15	AUTRE	CARTON
BLDG. PAPER AND BOARD	GER	23		6	29	ALL	PLAQ. CONSTR., PAP/CART.
ORGANIC CHEMICALS NES	GER	134	5		139	ALL	PROD. CHIM. ORGAN. NDA
	NORW	2,947			2,947	NORV	
	OTHER	244	18		262	AUTRE	
COMMODITY TOTAL		3,325	23		3,348		TOTAL DE MARCHANDISE
SYNTHETIC RUBBER	OTHER	23	12		35	AUTRE	CAOUTCHOUC SYNTHETIQUE
CHEM. SPECIALTIES NES	NORW	1,317			1,317	NORV	PROD. CHIM. SPECIAUX NDA
PETROL. COAL PROD. NES	GER		19		19	ALL	DERIVE PETR. CHARB. NDA
	NORW		568		568	NORV	
COMMODITY TOTAL		114	587		587		TOTAL DE MARCHANDISE
FERRO-ALLOYS	SWEDN	6,050			6,050	SUEDE	FERRO-ALLIAGES
	OTHER	6,164			6,164	AUTRE	
COMMODITY TOTAL			57		57		TOTAL DE MARCHANDISE
PRIMARY IRON, STEEL NES	GER		39		39	AUTRE	FER, ACIER PRIMAIR. NDA
BAR AND RODS, STEEL	GREEK	4,567	4,012		8,579	ALL	BARRES ET TIGES ACIER
	PANAM	4,642	4,260		8,902	PANAM	
	OTHER		8,355		8,355	AUTRE	
COMMODITY TOTAL		9,209	16,666		25,875		TOTAL DE MARCHANDISE
PLATE & SHEET STEEL	GER				42	ALL	TOLES, FEUILLES DACIER

TABLE 2. CARGES UNLOADED AT CANADIAN PORTS FROM FOREIGN COUNTRIES.

TABLEAU 2. MARCHANDISES DECHARGEES DANS LES PORTS CANADIENS EN PROVENANCE DE PAYS ETRANGERS.

COUNTRY OF ORIGIN AND KIND OF CARGO	REGISTRY OF VESSEL	ATLANTIC ATLANTIQUE	GREAT LAKES GRANDS LACS	PACIFIC PACIFIQUE	TOTAL TOTAL	IMMATIC. DU NAVIRE	PAYS D'ORIGINE ET MARCHANDISE
FRANCE-ATLANT. CONT.							FRANCE-ATLANT. SUITE
	SWEDN	10			10	SUEDE	
	OTHER	107	117		224	AUTRE	
COMMOITY TOTAL		159	117		276		TOTAL DE MARCHANDISE
STRUCTURAL SHAPES	GER	1	66	11	78	ALL	PROFILES DE CONSTRUCT.
	SWEDN	67			67	SUEDE	
	LIBER	6,830			6,830	LIBER	
	OTHER	7	297		304	AUTRE	
COMMOITY TOTAL		6,905	363	11	7,279		TOTAL DE MARCHANDISE
PIPES, TUBES: IRON, STEEL	U K	397			397	R U	TUYAUX, TUBES: FER, ACIER
WIRE	GER		72		72	ALL	FIL METALLIQUE
ALUMINUM	GER	429	288		717	ALL	ALUMINIUM
	SWEDN	20			20	SUEDE	
	OTHER	63			63	AUTRE	
COMMOITY TOTAL		512	288		800		TOTAL DE MARCHANDISE
NON-FERROUS METALS NES	GREEK	10,540			10,540	GRECQ	METEAUX NON-FERREUX NDA
METAL FAB. BASIC PROD.	GER	60			69	ALL	DUVR. DE BASE EN METAL
	NETH			9	8	P. BAS	
	OTHER	23	119	2	144	AUTRE	
COMMOITY TOTAL		83	119	19	221		TOTAL DE MARCHANDISE
BRICKS, TILES NES	SWEDN	19			19	SUEDE	BRIQUEES, TUILES NDA
GLASS BASIC PRODUCTS	GER	3			483	ALL	OUVR. DE BASE EN VERRE
	NETH			80	80	P. BAS	
	SWEDN	34			34	SUEDE	
	OTHER	14		115	129	AUTRE	
COMMOITY TOTAL		51		675	726		TOTAL DE MARCHANDISE
TRACTORS	U K	504			504	R U	TRACTEURS
	GER	6		1	7	ALL	
	SWEDN	16			16	SUEDE	
	OTHER		184		184	AUTRE	
COMMOITY TOTAL		526	184	1	711		TOTAL DE MARCHANDISE
MACHINERY NES	GER	23	50	178	251	ALL	MACHINES NDA
	NETH			5	5	P. BAS	
	SWEDN	1,408			1,408	SUEDE	
	OTHER	1,240	31	32	1,303	AUTRE	
COMMOITY TOTAL		2,671	81	215	2,967		TOTAL DE MARCHANDISE
PASS. AUTOS AND CHASSIS	U K	2,206			2,206	R U	VOITURES PART., CHASSIS
	GER	4		88	92	ALL	
	SWEDN	392			392	SUEDE	
	JAPAN	300			300	JAPAN	
	PANAM			12	12	PANAM	
	OTHER	206			206	AUTRE	
COMMOITY TOTAL		3,108		100	3,208		TOTAL DE MARCHANDISE
MOTOR VEHICLE ENGINES	SWEDN	83			83	SUEDE	MOTEURS DE VEH. AUTOM.
	OTHER	102	3	1	106	AUTRE	
COMMOITY TOTAL		185	3	1	189		TOTAL DE MARCHANDISE
ROAD MOTOR VEH. NES	U K	6			6	R U	VEH. AUTOM. ROUTIERS NDA
SHIPS, AIRCRAFT, MIS. VEH	GER	1,592		150	1,742	ALL	NAVIRES, AVIONS, VEH. DIV
	NETH			4	4	P. BAS	
	SWEDN	4			4	SUEDE	
	OTHER	1,547		24	1,571	AUTRE	
COMMOITY TOTAL		3,143		178	3,321		TOTAL DE MARCHANDISE
RUBBER TIRES AND TUBES	GER			453	453	ALL	PNEUS, CHAMBRES A AIR
	NETH			47	47	P. BAS	
	SWEDN	104			104	SUEDE	
	OTHER	77		118	195	AUTRE	
COMMOITY TOTAL		181		618	799		TOTAL DE MARCHANDISE
EQUIPMENT MISC.	GER	5		218	223	ALL	MATERIEL DIVERS
	NETH	1,514		61	1,575	P. BAS	
	SWEDN	562	15	23	562	SUEDE	
	OTHER	579		302	617	AUTRE	
COMMOITY TOTAL		2,660	15	302	2,977		TOTAL DE MARCHANDISE
PERSONAL, HOUSEHOLD GOODS	DENMK	2			2	DANMK	ART. PERS. ET MENAGERS
	GER	50	20	33	103	ALL	
	SWEDN	7			7	SUEDE	
	OTHER	46	20	1	67	AUTRE	
COMMOITY TOTAL		105	40	34	179		TOTAL DE MARCHANDISE
CONTAINERS, CLOSURES	SWEDN	15			15	SUEDE	CONTENEURS, FERMETURES
	OTHER		53		53	AUTRE	
COMMOITY TOTAL		15	53		68		TOTAL DE MARCHANDISE
MISC. ENO PRODUCTS NES	GER	61		25	86	ALL	PRODUITS FINIS DIV. NDA
	NETH			9	9	P. BAS	
	SWEDN	11			11	SUEDE	
	OTHER		39	9	48	AUTRE	
COMMOITY TOTAL		72	39	43	154		TOTAL DE MARCHANDISE
GENERAL CARGO	GER	397		78	475	ALL	MARCHANDISES DIVERSES
	NETH			3	3	P. BAS	
	SWEDN	221			221	SUEDE	
	OTHER	2,384	43	10	2,437	AUTRE	
COMMOITY TOTAL		3,002	43	91	3,136		TOTAL DE MARCHANDISE
CONTAINERIZED FREIGHT	U K	13,661			13,661	R U	FRET CONTENEURESE
	GER	5,571	377		5,948	ALL	
	NETH	9			9	P. BAS	
	SWEDN	10,629			10,629	SUEDE	
	OTHER	4,309			4,309	AUTRE	
COMMOITY TOTAL		34,179	377		34,556		TOTAL DE MARCHANDISE
COUNTRY/REGION TOTAL		95,258*	19,957*	5,085*	120,300*		TOTAL DE PAYS/REGION

TABLE 2. CARGOES UNLOADED AT CANADIAN PORTS FROM FOREIGN COUNTRIES.

TABLEAU 2. MARCHANDISES DECHARGEES DANS LES PORTS CANADIENS EN PROVENANCE DE PAYS ETRANGERS.

COUNTRY OF ORIGIN AND KIND OF CARGO	REGISTRY OF VESSEL	ATLANTIC ATLANTIQUE	GREAT LAKES GRANDS LACS	PACIFIC PACIFIQUE	TOTAL TOTAL	IMMATIC. DU NAVIRE	PAYS D'ORIGINE ET MARCHANDISE
FRANCE-MEDITER FISH,FRESH OR FROZEN	PANAM	1			1	PANAM	FRANCE-MEDITER
	OTHER	3			3	AUTRE	POISSON,FRAIS OU CONG.
COMMODITY TOTAL		4			4		TOTAL DE MARCHANDISE
FRUIT,PRES.NOT CANNED	LIBER			13	13	LIBER	CONS. FRUITS NON BOITE
	PANAM	7			7	PANAM	
COMMODITY TOTAL		7		13	20		TOTAL DE MARCHANDISE
SPICES	ITALY			3	3	ITALY	EPICES
	PANAM		1		1	PANAM	
COMMODITY TOTAL			1	3	4		TOTAL DE MARCHANDISE
MISC.FOOD PREP.NES	ITALY			2	2	ITALY	DIV.PREP.ALIM.NDA
	PANAM	7			7	PANAM	
	OTHER	4			4	AUTRE	
COMMODITY TOTAL		11		2	13		TOTAL DE MARCHANDISE
NON-ALCOHOLIC BEVERAGE WINES	ITALY			17	17	ITALY	BOISSONS NON-ALCOOLIQ.
	GER			62	62	ALL	VINS
	ITALY			86	86	ITALY	
	LIBER			8	8	LIBER	
COMMODITY TOTAL				156	156		TOTAL DE MARCHANDISE
DIST.ALCOHOLIC BEV.	GREEK			24	24	GRECO	BOISS.ALCOOL.DIST.
	ITALY			33	33	ITALY	
	PANAM	12			12	PANAM	
COMMODITY TOTAL		12		57	69		TOTAL DE MARCHANDISE
WOOD FAB.MATERIALS VEG.DILS,FATS NES	OTHER	29			29	AUTRE	DEMI-PRODUITS EN BOIS
	PANAM	3			3	PANAM	HUIL.MAT.GRAS.VEG.NDA
INORGANIC CHEMS. NES	ITALY			173	173	ITALY	PROD.CHIM.INORG.NDA
ORGANIC CHEMICALS NES	LIBER			6	6	LIBER	PROD.CHIM.ORGAN.NDA
	PANAM	4			4	PANAM	
COMMODITY TOTAL		4		6	10		TOTAL DE MARCHANDISE
STRUCTURAL SHAPES	PANAM	2			2	PANAM	PROFILES DE CONSTRUCT.
METAL FAB.BASIC PROD.	PANAM	60			60	PANAM	OUVR.DE BASE EN METAL
NON-MET.MIN.BASIC PROD	PANAM		10		10	PANAM	PROD.MIN.NON-MET.BASE
MACHINERY NES	PANAM	6			6	PANAM	MACHINES NDA
ROAD MOTOR VEH. NES	PANAM		10		10	PANAM	VEH.AUTOM.ROUTIERS NDA
EQUIPMENT MISC.	ITALY			1	1	ITALY	MATERIEL DIVERS
	PANAM	54			54	PANAM	
COMMODITY TOTAL		54		1	55		TOTAL DE MARCHANDISE
PERSONAL,HOUSEHOLD GOODS	ITALY	4		1	5	ITALY	ART.PERS.ET MENAGERS
	PANAM	74	15		89	PANAM	
	OTHER	28	50		78	AUTRE	
COMMODITY TOTAL		106	65	1	172		TOTAL DE MARCHANDISE
CONTAINERS,CLOSURES	PANAM	3			3	PANAM	CONTENEURS,FERMETURES
MISC. END PRODUCTS NES	PANAM		18		18	PANAM	PRODUITS FINIS DIV.NDA
GENERAL CARGO	PANAM	43	60		103	PANAM	MARCHANDISES DIVERSES
	OTHER	137	106		243	AUTRE	
COMMODITY TOTAL		180	166	1	346		TOTAL DE MARCHANDISE
CONTAINERIZED FREIGHT	GER	2,177			2,177	ALL	FRET CONTENEURESE
	ITALY	1,158			1,158	ITALY	
	LIBER	147			147	LIBER	
	OTHER	3,738			3,738	AUTRE	
COMMODITY TOTAL		7,220			7,220		TOTAL DE MARCHANDISE
COUNTRY/REGION TOTAL		7,701*	270*	429*	8,400*		TOTAL DE PAYS/REGION
GERMANY WEST LIVE ANIMALS, NES	OTHER	7			7	AUTRE	ALLEMAGNE, R F
MEAT AND MEAT PREP.NES	DENMK	24			24	DANMK	ANIMAUX VIVANTS, NDA
FISH,FRESH OR FROZEN	GER	32		8	40	ALL	VIANDES ET PREP.NDA
	OTHER	944			944	AUTRE	POISSON,FRAIS OU CONG.
COMMODITY TOTAL		976		8	984		TOTAL DE MARCHANDISE
FISH,SALTED OR CURED	GER	95			95	ALL	POISSON,SALE DU FUME
	NETH				1	P.BAS	
	OTHER				6	AUTRE	
COMMODITY TOTAL		95		16	111		TOTAL DE MARCHANDISE
FISH,CANNED	GER	33		3	36	ALL	POISSON EN BOITES
	NETH			5	5	P.BAS	
	OTHER			1	1	AUTRE	
COMMODITY TOTAL		33		9	42		TOTAL DE MARCHANDISE
LOBSTER	GER	10			10	ALL	HOMARD
SHELL FISH,NES	GER			1	1	ALL	MOLLUSQUES CRUST.,NDA
CHEESE	GER	503		129	632	ALL	FROMAGE
	NETH			129	129	P.BAS	
	SWEDN			2	2	SUEDE	
	OTHER	13	1	109	123	AUTRE	
COMMODITY TOTAL		516	1	369	886		TOTAL DE MARCHANDISE
MILK POWDER	DENMK	74			74	DANMK	LAIT EN POWDRE
DAIRY PROD.EGGS,HONEY	DENMK	61			61	DANMK	PROD.LAIT.,DEUFS,MIEL
	OTHER	3			3	AUTRE	
COMMODITY TOTAL		64			64		TOTAL DE MARCHANDISE
CEREALS UNMILLED,NES	OTHER			331	331	AUTRE	CEREALES NON MOUL.,NDA
BAKERY PROD.INC.FROZEN	GER			4	4	ALL	PROD.BOUL.,PROD.CONG.
	OTHER			2	2	AUTRE	
COMMODITY TOTAL				6	6		TOTAL DE MARCHANDISE
MACARONI,CEREAL PROD.	OTHER			1	1	AUTRE	PATES ALIM.PROD.CEREAL
FRESH FRUITS,BERRIES	GER	55		2	57	ALL	FRUITS, BAIES FRAIS
	OTHER		20		20	AUTRE	
COMMODITY TOTAL		55	20	2	77		TOTAL DE MARCHANDISE

TABLE 2. CARGES UNLOADED AT CANADIAN PORTS FROM FOREIGN COUNTRIES.

TABLEAU 2. MARCHANDISES DECHARGEES DANS LES PORTS CANADIENS EN PROVENANCE DE PAYS ETRANGERS.

COUNTRY OF ORIGIN AND KIND OF CARGO	REGISTRY OF VESSEL	ATLANTIC ATLANTIQUE	GREAT LAKES GRANDS LACS	PACIFIC PACIFIQUE	TOTAL TOTAL	IMMATIC. DU NAVIRE	PAYS D'ORIGINE ET MARCHANDISE
GERMANY WEST CONT.							ALLEMAGNE, R F SUITE
DRIED FRUITS	GER			13	13	ALL	FRUITS SECS
FRUIT JUICES	NETH			6	6	P.BAS	JUS DE FRUIT
	OTHER		7	20	27	AUTRE	
COMMODITY TOTAL			7	26	33		TOTAL DE MARCHANDISE
FRUIT PULP, PUREE	GER		2		2	ALL	PULPE DE FRUIT, PUREE
FRUIT, PRES. NOT CANNED	NETH			5	5	P.BAS	CONS. FRUITS NON BOITE
FRUITS, PREP. CANNED	GER			7	7	ALL	FRUITS PREP. EN BOITE
VEGETABLES, DRIED	OTHER		40		40	AUTRE	LEGUMES, SECS
VEGETABLE PREP.NES	GER			42	42	ALL	PREP. DE LEGUMES NDA
	NETH			28	28	P.BAS	
	PANAM			1	1	PANAM	
	OTHER			9	9	AUTRE	
COMMODITY TOTAL				80	80		TOTAL DE MARCHANDISE
SUGAR PREPARATIONS	GER	17			17	ALL	PREP. A BASE DE SUCRE
	SWEDN			1	1	SUEDE	
	OTHER		3	18	21	AUTRE	
COMMODITY TOTAL		17	3	101	121		TOTAL DE MARCHANDISE
COCOA AND CHOCOLATE	GER	109			109	ALL	CACAO ET CHOCOLAT
	NETH					P.BAS	
	OTHER		65	1,025	1,025	AUTRE	
COMMODITY TOTAL		109	65	1,025	1,199		TOTAL DE MARCHANDISE
TEA	GER	215			215	ALL	THE
SPICES	GER	13			13	ALL	EPICES
	GREEK			1	1	GRECQ	
	OTHER			3	3	AUTRE	
COMMODITY TOTAL		13		5	18		TOTAL DE MARCHANDISE
SAUSAGE SKINS, CASINGS	GER			137	137	ALL	BOYAUX A SAUCISSES
MISC. FOOD PREP.NES	GER	239	1,008	93	1,340	ALL	DIV. PREP. ALIM. NDA
	NETH			36	36	P.BAS	
	OTHER	252	29	176	457	AUTRE	
COMMODITY TOTAL		491	1,037	305	1,833		TOTAL DE MARCHANDISE
GROUND CEREALS NES	SWEDN	21			21	SUEDE	CEREALES MOULUES NDA
NON-ALCOHOLIC BEVERAGE	GER			23	23	ALL	BOISSONS NON-ALCOOLIQ.
	GREEK			1	1	GRECQ	
	OTHER		18		18	AUTRE	
COMMODITY TOTAL			18	24	42		TOTAL DE MARCHANDISE
ALE, BEER, STOUT, PORTER	DENMK	103			103	DANMK	ALE, BIERE, STOUT, PORTER
	GER	21			21	ALL	
	OTHER			229	250	AUTRE	
COMMODITY TOTAL		124		319	443		TOTAL DE MARCHANDISE
WINES	DENMK	6			6	DANMK	VINS
	GER	15	356	70	441	ALL	
	NETH			14	14	P.BAS	
	OTHER			39	39	AUTRE	
COMMODITY TOTAL		21	356	123	500		TOTAL DE MARCHANDISE
DIST. ALCOHOLIC BEV.	DENMK	85			85	DANMK	BOISS. ALCOOL. DIST.
	GER	2	3,839	829	4,670	ALL	
	NETH			361	361	P.BAS	
	OTHER		1	249	250	AUTRE	
COMMODITY TOTAL		87	3,840	1,439	5,366		TOTAL DE MARCHANDISE
TOBACCO NES	OTHER	371			371	AUTRE	TABACS NDA
RAW HIDES AND SKINS	GER	5		1	6	ALL	PEAUX ET CUIRS BRUT
	OTHER		10		10	AUTRE	
COMMODITY TOTAL		5	10	1	16		TOTAL DE MARCHANDISE
SEEDS FOR SOWING NES	OTHER	22	7	11	40	AUTRE	GRAINES DE SEMENCE NDA
NURSERY, GREENHOUSE STOCK	GER	73			73	ALL	PROD. PEPINIERE, SERRE
	NETH			1	1	P.BAS	
	OTHER	13			14	AUTRE	
COMMODITY TOTAL		86		2	88		TOTAL DE MARCHANDISE
CRUDE WOOD MILS. NES	OTHER	43			43	AUTRE	MATIERES BOIS BRUT NDA
TEXTILE FIBRES NES	GER	31	2		33	ALL	FIBRES TEXTILES NDA
	SWEDN	159			159	SUEDE	
	OTHER	527		2	529	AUTRE	
COMMODITY TOTAL		717	2	2	721		TOTAL DE MARCHANDISE
CLAY MATERIALS NES	GER	18			18	ALL	MATIERES ARGIL. NDA
	NETH			1	1	P.BAS	
COMMODITY TOTAL		18		1	19		TOTAL DE MARCHANDISE
STONE, CRUDE NES	GER	58			58	ALL	PIERRE BRUTE NDA
CRUDE NON-MET. MIN. NES	GER	8			8	ALL	MIN. NON-MET. BRUTS NDA
COTTON, TEXTILE WASTE	GER	6			6	ALL	DECHETS DE COTON, TEXT.
	OTHER			4	4	AUTRE	
COMMODITY TOTAL		6		4	10		TOTAL DE MARCHANDISE
WASTE AND SCRAP NES	OTHER	4			4	AUTRE	DECHETS ET REBUTS NDA
LEATHER	NETH			2	2	P.BAS	CUIR
LUMBER AND TIMBER	GER	38			38	ALL	BOIS D'OEUVRE ET CHARP.
FLOORING	GER	8			8	ALL	LAMES POUR PARQUET
	OTHER		32		32	AUTRE	
COMMODITY TOTAL		8	32		40		TOTAL DE MARCHANDISE
VENEER, PLYWOOD	GER	105			105	ALL	PLACAGES, CONTRE-PLAQ.
	OTHER	23	85		108	AUTRE	
COMMODITY TOTAL		128	85		213		TOTAL DE MARCHANDISE
WOOD FAB. MATERIALS	DENMK	25			25	DANMK	DEMI-PRODUITS EN BOIS
	GER	4		26	30	ALL	
	NETH			7	7	P.BAS	
	OTHER	8	19	6	33	AUTRE	
COMMODITY TOTAL		37	19	39	95		TOTAL DE MARCHANDISE

TABLE 2. CARGOES UNLOADED AT CANADIAN PORTS FROM FOREIGN COUNTRIES.

TABLEAU 2. MARCHANDISES DECHARGEES DANS LES PORTS CANADIENS EN PROVENANCE DE PAYS ETRANGERS.

COUNTRY OF ORIGIN AND KIND OF CARGO	REGISTRY OF VESSEL	ATLANTIC ATLANTIQUE	GREAT LAKES GRANDS LACS	PACIFIC PACIFIQUE	TOTAL TOTAL	IMMATIC. DU NAVIRE	PAYS D'ORIGINE ET MARCHANDISE
GERMANY WEST CDNT. PAPER NES PAPERBOARD BLOG.PAPER AND BOARD	GER GER GER NETH OTHER	22 42			22 42 119 1	ALL ALL ALL P.BAS AUTRE	ALLEMAGNE, R F SUITE PAPIER NDA CARTON PLAQ.CONSTR.,PAP/CART.
COMMODITY TOTAL WET MACHINE BOARD CORDAGE,TWINE,ROPE	GER DENMK GER NETH SWEDN	4 21 8	2,589 2,589	120	4 21 12 21 2	ALL DANMK ALL P.BAS SUEDE	TOTAL DE MARCHANDISE CARTON EN PATE PRESSE CORDAGE,FICELLE,CORDE
COMMODITY TOTAL JUTE WOVEN FABRICS TEXTILE FAB.MTL NES	GER DENMK GER NETH SWEDN OTHER	31 34 225 808	109	25	34 225 949 13 88	ALL DANMK ALL P.BAS SUEDE	TOTAL DE MARCHANDISE TISSUS DE JUTE OUVR.EN MAT.TEXT.NDA
COMMODITY TOTAL VEG.OILS,FATS NES OILS,FATS,WAXES NES	GER GREEK DTHR	1,194	8 117 310	12 57	88 73 4 3	ALL GRECQ AUTRE	TOTAL DE MARCHANDISE HUIL.MAT.GRAS.VEG.NDA HUIL.MAT.GRAS.CJRE NDA
COMMODITY TOTAL METALLIC SALTS INDRGNIC CHEMS. NES	GREEK GER GREEK NETH OTHER	70 9,103	1	41	7 6 187 27 1	GRECQ ALL GRECQ P.BAS AUTRE	TOTAL DE MARCHANDISE SELS METALLIQUES PROD.CHIM.INORG.NDA
COMMODITY TOTAL ORGANIC CHEMICALS NES	GER DENMK GER NETH SWEDN OTHER	16 1,133 55 339 1,543	1,330	186	2 2 55 847	DANMK ALL P.BAS SUEDE AUTRE	TOTAL DE MARCHANDISE PROD.CHIM.ORGAN.NDA
COMMODITY TOTAL POTASH FERTILIZERS NES AGRICULTURAL CHEMICALS	NETH GER GER OTHER	339 1,543	368 1,698	140 1,731	6 10 5 34	P.BAS ALL ALL AUTRE	TOTAL DE MARCHANDISE POTASSE ENGRAIS CHIMIQUE NDA PROD.CHIM.AGRICOLES
COMMODITY TOTAL SYNTHETIC RUBBER	GER SWEDN OTHER	22 1	34	5	24 22 1	ALL SUEDE AUTRE	TOTAL DE MARCHANDISE CAOUTCHUC SYNTHETIQUE
COMMODITY TOTAL PLASTIC MATERIALS	DENMK GER GREEK NETH SWEDN PANAM OTHER	3 22 18	3	152	12 12 40 18 12 16 197	DANMK ALL GRECQ P.BAS SUEDE PANAM AUTRE	TOTAL DE MARCHANDISE MATIERES PLASTIQUES
COMMODITY TOTAL DYESTUFF,PIGMENT,PAINT	GER NETH OTHER	63 161 10	164	232	50 10 17 77 248	ALL P.BAS AUTRE	TOTAL DE MARCHANDISE MAT.COLOR.PIG.PEINTURE
COMMODITY TOTAL CHEM.SPECIALTIES NES	GER NETH OTHER	171 2 800	14	30	27 46 8 7 825	ALL P.BAS AUTRE	TOTAL DE MARCHANDISE PROD.CHIM.SPECIALIAUX NDA
COMMODITY TOTAL COAL TAR,PITCH	GER NORW	802	32	45	6,217 5,900 12,117	ALL NORV	TOTAL DE MARCHANDISE GOUDRON,BRAI DE BOUIL.
COMMODITY TOTAL FERRO-ALLOYS	GER SWEDN OTHER	131 2,197 2,328	13	5	5 131 2,210 2,346	ALL SUEDE AUTRE	TOTAL DE MARCHANDISE FERRO-ALLIAGES
COMMODITY TOTAL PRIMARY IRON,STEEL NES	DENMK NETH SWEDN OTHER	32 42 130 204	13	368	32 368 42 996	DANMK P.BAS SUEDE AUTRE	TOTAL DE MARCHANDISE FER,ACIER PRIMAIR.NDA
COMMODITY TOTAL CASTINGS,FORGINGS	GER NETH SWEDN OTHER	25	492	374	742 255 320 25 257	ALL P.BAS SUEDE AUTRE	TOTAL DE MARCHANDISE MOUL.PIECES FORGEES
COMMODITY TOTAL BARS AND RODS,STEEL	DENMK GER NETH SWEDN PANAM OTHER	25 68 735 32	398	4,847	832 68 5,980 15 32 84 84 248	DANMK ALL P.BAS SUEDE PANAM AUTRE	TOTAL DE MARCHANDISE BARRS ET TIGES ACIER
COMMODITY TOTAL PLATE & SHEET STEEL	UK GER	881 1,410	400 3,574 105	5,146 344	6,427 3,574 1,859	R U ALL	TOTAL DE MARCHANDISE TOLES,FEUILLES DACIER

TABLE 2. CARGOES UNLOADED AT CANADIAN PORTS FROM FOREIGN COUNTRIES.

TABLEAU 2. MARCHANDISES DECHARGEES DANS LES PORTS CANADIENS EN PROVENANCE DE PAYS ETRANGERS.

COUNTRY OF ORIGIN AND KIND OF CARGO	REGISTRY OF VESSEL	ATLANTIC ATLANTIQUE	GREAT LAKES GRANDS LACS	PACIFIC PACIFIQUE	TOTAL TOTAL	IMMATIC. DU NAVIRE	PAYS D'ORIGINE ET MARCHANDISE
GERMANY WEST CONT.							ALLEMAGNE, R F SUITE
	NETH			138	138	P.BAS	
	SWEDN	260			260	SUEDE	
	JAPAN	4,361			4,361	JAPON	
	OTHER	947	6,307	150	7,404	AUTRE	
COMMODITY TOTAL STRUCTURAL SHAPES		6,978	9,986	632	17,596		TOTAL DE MARCHANDISE PROFILES DE CONSTRUCT.
	DENMK	859			859	DANMK	
	GER	566	677	328	1,571	ALL	
	SWEDN	107			107	SUEDE	
	OTHER	683	131	420	1,234	AUTRE	
COMMODITY TOTAL PIPES, TUBES: IRON, STEEL		2,215	808	748	3,771		TOTAL DE MARCHANDISE TUYAUX, TUBES: FER, ACIER
	DENMK			3	3	DANMK	
	GER	33	84	2,357	2,474	ALL	
	NETH			1,271	1,271	P.BAS	
	PANAM			205	205	PANAM	
	OTHER	98	97	263	458	AUTRE	
COMMODITY TOTAL WIRE		131	181	4,099	4,411		TOTAL DE MARCHANDISE FIL METALLIQUE
	DENMK	28			28	DANMK	
	GER	47		1,148	1,195	ALL	
	SWEDN	17			17	SUEDE	
	PANAM			4	4	PANAM	
	OTHER	11	53	3	67	AUTRE	
COMMODITY TOTAL ALUMINUM		103	53	1,155	1,311		TOTAL DE MARCHANDISE ALUMINIUM
	GER	88	40		128	ALL	
	OTHER	49	216		265	AUTRE	
COMMODITY TOTAL COPPER AND ALLOYS		137	256		393		TOTAL DE MARCHANDISE CUIVRE ET ALLIAGES
	GER	25	153	2	180	ALL	
	SWEDN	3			3	SUEDE	
	OTHER	1			1	AUTRE	
COMMODITY TOTAL NICKEL AND ALLOYS		29	153	2	184		TOTAL DE MARCHANDISE NICKEL ET ALLIAGES
	GER	280			280	ALL	
	OTHER	6			6	AUTRE	
ZINC AND ALLOYS	GER	137			143	ALL	
NON-FERROUS METALS NES	SWEDN	10			47	SUEDE	
COMMODITY TOTAL METAL FAB. BASIC PROD.		147		43	190		TOTAL DE MARCHANDISE OUVR. DE BASE EN METAL
	DENMK	407			407	DANMK	
	GER	280	569	653	1,502	ALL	
	NETH			53	53	P.BAS	
	SWEDN	224		8	232	SUEDE	
	OTHER	658	119	288	1,065	AUTRE	
COMMODITY TOTAL DRAIN TILES, PIPES		1,569	688	1,002	3,259		TOTAL DE MARCHANDISE FOILES TUY. DE DRAINAGE
	GER			138	138	ALL	
	OTHER			88	88	AUTRE	
COMMODITY TOTAL BRICKS, TILES NES				226	226		TOTAL DE MARCHANDISE BRIQUES, TUILES NDA
	GER	143			661	ALL	
	GREEK			47	47	GREQ	
	NETH			14	14	P.BAS	
	SWEDN	320			320	SUEDE	
	OTHER	176			176	AUTRE	
COMMODITY TOTAL GLASS BASIC PRODUCTS		639		579	1,218		TOTAL DE MARCHANDISE OUVR. DE BASE EN VERRE
	GER	563	19	698	1,280	ALL	
	GREEK			66	66	GREQ	
	NETH			167	167	P.BAS	
	SWEDN	94		1	95	SUEDE	
	PANAM			31	31	PANAM	
	OTHER	129	308	85	522	AUTRE	
COMMODITY TOTAL ASBESTOS BASIC PROD.		786	327	1,048	2,161		TOTAL DE MARCHANDISE OUVR. DE BASE AMIANTE
	GER	35			35	ALL	
	DENMK	28			28	DANMK	
	GER	78			419	ALL	
	NETH			23	23	P.BAS	
	PANAM			76	76	PANAM	
	OTHER	82	173	227	482	AUTRE	
COMMODITY TOTAL MISC. FABRICATED PROD.		160	173	667	1,000		TOTAL DE MARCHANDISE DUVRAGES DIVERS
	DENMK	9			9	DANMK	
	GER	2	33	352	387	ALL	
	NETH			3	3	P.BAS	
	SWEDN			1	1	SUEDE	
	OTHER		357	58	415	AUTRE	
COMMODITY TOTAL TRACTORS		11	390	414	815		TOTAL DE MARCHANDISE TRACTEURS
	GER	46		412	458	ALL	
	GREEK			23	23	GREQ	
	NETH			1	1	P.BAS	
	SWEDN	672		131	803	SUEDE	
	OTHER		10	114	124	AUTRE	
COMMODITY TOTAL MACHINERY NES		718	10	681	1,409		TOTAL DE MARCHANDISE MACHINES NDA
	DENMK	64			64	DANMK	
	GER	2,949	5,335	332	8,616	ALL	
	NETH			206	206	P.BAS	
	SWEDN	1,239		2	1,241	SUEDE	
	PANAM			40	40	PANAM	
	OTHER	3,087	1,546	78	4,711	AUTRE	
COMMODITY TOTAL PASS. AUTOS AND CHASSIS		7,339	6,881	658	14,878		TOTAL DE MARCHANDISE VOITURES PART., CHASSIS
	U K	2,730			2,730	R U	
	DENMK	994			994	DANMK	
	GER	4,184			4,254	ALL	
	GREEK			5	5	GREQ	

TABLE 2. CARGOES UNLOADED AT CANADIAN PORTS FROM FOREIGN COUNTRIES.

TABLIU 2. MARCHANDISES DECHARGEES DANS LES PORTS CANADIENS EN PROVENANCE DE PAYS ETRANGERS.

COUNTRY OF ORIGIN AND KIND OF CARGO	REGISTRY OF VESSEL	ATLANTIC ATLANTIQUE	GREAT LAKES GRANDS LACS	PACIFIC PACIFIQUE	TOTAL TOTAL	IMMATIC. DU NAVIRE	PAYS D'ORIGINE ET MARCHANDISE
GERMANY WEST CONT.							ALLEMAGNE, R F SUITE
	NORW	27,312			27,312	NORV	
	SWEDN	1,275		1,061	2,336	SUEDE	
	PANAM	637		2	639	PANAM	
	OTHER	590	6	4	600	AUTRE	
COMMODITY TOTAL		37,722	6	1,142	38,870		TOTAL DE MARCHANDISE
BUSES AND CHASSIS	GER	6			6	ALL	AUTOBUS ET CHASSIS
TRUCKS AND CHASSIS	SWEDN	93			93	SUEDE	CAMIONS ET CHASSIS
MOTOR VEHICLE ENGINES	DENMK	500			500	DANMK	MOTEURS DE VEH.AUTOM.
	GER	43		194	237	ALL	
	GREEK			1	1	GRECQ	
	NETH			114	114	P.BAS	
	SWEDN	64		9	73	SUEDE	
	PANAM			1	1	PANAM	
	OTHER	45	19	68	132	AUTRE	
COMMODITY TOTAL		652	19	387	1,058		TOTAL DE MARCHANDISE
ROAD MOTOR VEH. NES	GER	16			16	ALL	VEH.AUTOM.ROUTIERS NDA
	NETH	1			1	P.BAS	
COMMODITY TOTAL		17			17		TOTAL DE MARCHANDISE
SHIPS,AIRCRAFT,MIS.VEH	DENMK	6			6	DANMK	NAVIERES,AVIONS,VEH.DIV
	GER	98			130	ALL	
	GREEK			32	32	GRECQ	
	NETH			3	3	P.BAS	
	SWEDN	1		4	5	SUEDE	
	OTHER		7	33	40	AUTRE	
COMMODITY TOTAL		105	7	75	187		TOTAL DE MARCHANDISE
RUBBER TIRES AND TUBES	GER	26		34	60	ALL	PNEUS, CHAMBRES A AIR
	NETH			18	18	P.BAS	
	SWEDN	135			135	SUEDE	
	OTHER	6	5	19	30	AUTRE	
COMMODITY TOTAL		167	5	71	243		TOTAL DE MARCHANDISE
EQUIPMENT MISC.	DENMK	20			20	DANMK	MATERIEL DIVERS
	GER	546	624	446	1,616	ALL	
	NETH			56	56	P.BAS	
	SWEDN	10			10	SUEDE	
	PANAM			12	12	PANAM	
	OTHER	103		59	167	AUTRE	
COMMODITY TOTAL		679	629	573	1,881		TOTAL DE MARCHANDISE
PERSONAL,HOUSEHOLD GOODS	DENMK	17			17	DANMK	ART.PERS.ET MENAGERS
	GER	565	480	158	1,203	ALL	
	GREEK			7	7	GRECQ	
	NETH			49	49	P.BAS	
	SWEDN	94		1	95	SUEDE	
	PANAM			37	37	PANAM	
	OTHER	1,225	254	65	1,544	AUTRE	
COMMODITY TOTAL		1,901	734	317	2,952		TOTAL DE MARCHANDISE
FIREARMS,AMMUNITION	GER	22			22	ALL	ARMES A FEU,MUNITIONS
	NETH			7	7	P.BAS	
	OTHER	36	29		65	AUTRE	
COMMODITY TOTAL		58	29	7	94		TOTAL DE MARCHANDISE
CONTAINERS,CLOSURES	DENMK	16			16	DANMK	CONTENEURS,FERMETURES
	GER	15			15	ALL	
	NETH			4	4	P.BAS	
COMMODITY TOTAL		31		4	35		TOTAL DE MARCHANDISE
MISC. END PRODUCTS NES	DENMK	67			67	DANMK	PRODUITS FINIS DIV.NDA
	GER	88		86	174	ALL	
	NETH			15	15	P.BAS	
	SWEDN	29		1	30	SUEDE	
	PANAM			5	5	PANAM	
	OTHER	51	89	51	191	AUTRE	
COMMODITY TOTAL		235	89	158	482		TOTAL DE MARCHANDISE
GENERAL CARGO	DENMK	150			150	DANMK	MARCHANDISES DIVERSES
	GER	833		109	942	ALL	
	NETH			11	11	P.BAS	
	SWEDN	983		1	984	SUEDE	
	OTHER	4,849	187	22	5,058	AUTRE	
COMMODITY TOTAL		6,815	187	143	7,145		TOTAL DE MARCHANDISE
CONTAINERIZED FREIGHT	U K	1,058			860	R U	FRET CONTENEURESE
	DENMK			1,433	1,433	DANMK	
	GER	18,243	6,361		24,604	ALL	
	NETH	5,354			5,354	P.BAS	
	SWEDN	18,226		3,859	22,085	SUEDE	
	OTHER	1,780	92		1,872	AUTRE	
COMMODITY TOTAL		44,661	6,453	6,152	57,266		TOTAL DE MARCHANDISE
COUNTRY/REGION TOTAL		135,494*	39,458*	46,778*	221,730*		TOTAL DE PAYS/REGION
GREECE							GRECE
DRIED FRUITS	OTHER	1,146	69		1,215	AUTRE	FRUITS SECS
FRUIT JUICES	GREEK			37	37	GRECQ	JUS DE FRUIT
FRUIT,PRES.NOT CANNED	LIBER			61	61	LIBER	CONS. FRUITS NON BOITE
FRUITS, PREP. CANNED	ITALY			3	3	ITAL	FRUITS PREP. EN BOITE
VEGETABLES, FRESH	GREEK			14	14	GRECQ	LEGUMES, FRAIS
VEGETABLE PREP.NES	LIBER			3	3	LIBER	PREP. DE LEGUMES NDA
SPICES	ITALY			2	2	ITAL	EPICES
WINES	ITALY			2	2	ITAL	VINS

TABLE 2. CARGOES UNLOADED AT CANADIAN PORTS FROM FOREIGN COUNTRIES.

TABLEAU 2. MARCHANDISES DECHARGEES DANS LES PORTS CANADIENS EN PROVENANCE DE PAYS ETRANGERS.

COUNTRY OF ORIGIN AND KIND OF CARGO	REGISTRY OF VESSEL	ATLANTIC ATLANTIQUE	GREAT LAKES GRANDS LACS	PACIFIC PACIFIQUE	TOTAL TOTAL	IMMATIC. DU NAVIRE	PAYS D'ORIGINE ET MARCHANDISE
GREECE GREECE							
CONT. DIST. ALCOHOLIC BEV.	ITALY LIBER			2	2	ITALY LIBER	SUITE BOISS. ALCOOL. DIST.
COMMODITY TOTAL				24	24		TOTAL DE MARCHANDISE
MANGANESE ORE	GREEK	830			830	GREEK	MINERAI DE MANGANESE
BENTONITE	GREEK LIBER	23,000			23,000	GREEK LIBER	BENTONITE
COMMODITY TOTAL		123,224			123,224		TOTAL DE MARCHANDISE
CLAY MATERIALS NES	OTHER	2,706			2,706	AUTRE	MATIERES ARGIL. NDA
CRUDE NON-MET. MIN. NES	NORW	15,441			15,441	NORW	MIN. NON-MET. BRUTS NDA
FERRO-ALLOYS	OTHER	2,684			2,684	AUTRE	FERRO-ALLIAGES
PRIMARY IRON, STEEL NES	OTHER	18,207			18,207	AUTRE	FERR. ACT. PRIMAIR. NDA
MISC. FABRICATED PROD.	OTHER	4			4	AUTRE	OUVRAGES DIVERS
SHIPS, AIRCRAFT, MIS. VEH	OTHER	7			7	AUTRE	NAVIRES, AVIONS, VEH. DIV
PERSONAL, HOUSEHOLD GOODS	ITALY			2	2	ITALY	ART. PERS. ET MENAGERS
CONTAINERIZED FREIGHT	DENMK LIBER OTHER	197 322 3,578			197 322 3,578	DANMK LIBER AUTRE	FRET CONTENEURESE
COMMODITY TOTAL		4,097			4,097		TOTAL DE MARCHANDISE
COUNTRY/REGION TOTAL		191,346*	69*	150*	191,565*		TOTAL DE PAYS/REGION
IRELAND IRLANDE							
FRUIT, PRES. NOT CANNED	U K	20			20	R U	CONS. FRUITS NON BOITE
SUGAR PREPARATIONS	U K	7			7	R U	PREP. A BASE DE SUCRE
DIST. ALCOHOLIC BEV.	U K	1			1	R U	BOISS. ALCOOL. DIST.
CLAY MATERIALS NES	LIBER	1,020			1,020	LIBER	MATIERES ARGIL. NDA
EXPLOS., FUSES, CAPS	GER		556		556	ALL	EXPLOS., AMORCES, DET.
CHEM. SPECIALTIES NES	GER	656			656	ALL	PRDD. CHIM. SPECIAUX NDA
GENERAL CARGO	OTHER	1,931			1,931	AUTRE	MARCHANDISES DIVERSES
CONTAINERIZED FREIGHT	U K	15,164			15,164	R U	FRET CONTENEURESE
COMMODITY TOTAL		18,799*	556*	*	19,355*		TOTAL DE PAYS/REGION
ITALY ITALIE							
FISH, FRESH OR FROZEN	OTHER	3			3	AUTRE	POISSON, FRAIS OU COND.
CHEESE	ITALY LIBER OTHER			95	95	ITALY LIBER AUTRE	FROMAGE
COMMODITY TOTAL		30	9	2	39		TOTAL DE MARCHANDISE
DAIRY PROD. EGGS, HONEY	OTHER	30	9	97	136	AUTRE	PROD. LAIT., OEUFS, MIEL
CEREALS UNMILLED, NES	ITALY	39		28	28	ITALY	CEREALES NON MOUL., NES
MACARONI, CEREAL PROD.	ITALY OTHER			10	10	ITALY AUTRE	PATES ALIM. PRDD. CEREAL
COMMODITY TOTAL			20	10	20		TOTAL DE MARCHANDISE
FRESH FRUITS, BERRIES	ITALY PANAM OTHER		15	28	28	ITALY PANAM AUTRE	FRUITS, BAIES FRAIS
COMMODITY TOTAL			347	28	347		TOTAL DE MARCHANDISE
FRUIT JUICES	ITALY LIBER OTHER		362	20	390	ITALY LIBER AUTRE	JUS DE FRUIT
COMMODITY TOTAL			130	12	130		TOTAL DE MARCHANDISE
FRUIT PULP, PUREE	GER OTHER	1,800		32	1,800	ALL AUTRE	PULPE DE FRUIT, PUREE
COMMODITY TOTAL		1,800	12		1,812		TOTAL DE MARCHANDISE
FRUIT, PRES. NOT CANNED	PANAM OTHER	305			305	PANAM AUTRE	CONS. FRUITS NON BOITE
COMMODITY TOTAL		305	449		449		TOTAL DE MARCHANDISE
FRUITS, PREP. CANNED	ITALY LIBER OTHER			2	2	ITALY LIBER AUTRE	FRUITS PREP. EN BOITE
COMMODITY TOTAL			189	30	191		TOTAL DE MARCHANDISE
NUTS, EXC. OIL NUTS NES	ITALY PANAM OTHER	2		2	223	ITALY PANAM AUTRE	NOIX, SAUF OLEAG. NDA
COMMODITY TOTAL		38			38		TOTAL DE MARCHANDISE
VEGETABLES, FRESH	OTHER	96	44	2	140	AUTRE	LEGUMES, FRAIS
VEGETABLES, DRIED	OTHER	134	44		180	AUTRE	LEGUMES, SECS
VEGETABLE PREP. NES	ITALY OTHER		135		135	ITALY AUTRE	PREP. DE LEGUMES NDA
COMMODITY TOTAL		1	3	104	3		TOTAL DE MARCHANDISE
SUGAR PREPARATIONS	ITALY PANAM OTHER	1	7	7	112	ITALY PANAM AUTRE	PREP. A BASE DE SUCRE
COMMODITY TOTAL		14	2	7	23		TOTAL DE MARCHANDISE
SPICES	PANAM	14	2		3	PANAM	EPICES
VINEGAR	PANAM	6	3		6	PANAM	VINAIGRE
MISC. FOOD PREP. NES	ITALY LIBER PANAM OTHER	26		210	236	ITALY LIBER PANAM AUTRE	DIV. PREP. ALIM. NDA
COMMODITY TOTAL		64		27	27		TOTAL DE MARCHANDISE
FEEDS, VEGETABLE ORIGIN	PANAM	514			514	PANAM	PROV. D'ORIGINE VEGETAL
NON-ALCOHOLIC BEVERAGE	ITALY	604		237	841	ITALY	BOISSONS NON-ALCOOL. NDA
COMMODITY TOTAL		23		62	23		TOTAL DE MARCHANDISE
		15			77		BOISSONS NON-ALCOOL. NDA

TABLE 2. CARGUES UNLOADED AT CANADIAN PORTS FROM FOREIGN COUNTRIES.

TABLÉAU 2. MARCHANDISES DÉCHARGÉES DANS LES PORTS CANADIENS EN PROVENANCE DE PAYS ÉTRANGERS.

COUNTRY OF ORIGIN AND KIND OF CARGO	REGISTRY OF VESSEL	ATLANTIC ATLANTIQUE	GREAT LAKES GRANDS LACS	PACIFIC PACIFIQUE	TOTAL TOTAL	IMMATIC. OU NAVIRE	PAYS D'ORIGINE ET MARCHANDISE
ITALY	CONT.						ITALIE
COMMODITY TOTAL WINES	OTHER	15	15	62	15	AUTRE	SUITE
	GREEK		15	4	92		TOTAL DE MARCHANDISE VINS
	ITALY			296	4	GRECO	
	LIBER			269	296	ITAL	
	PANAM	38			269	LIBER	
	OTHER	10	105		38	PANAM	
COMMODITY TOTAL DIST. ALCOHOLIC BEV.	OTHER	48	105	569	115	AUTRE	TOTAL DE MARCHANDISE ROISS. ALCOOL. DIST.
	ITALY			460	722	ITAL	
	LIBER			1	460	LIBER	
	PANAM	10			1	PANAM	
	OTHER	8			8	AUTRE	
COMMODITY TOTAL RUBBER, ALLIED GUMS, NAT CRUDE WOOD MTLs. NES	OTHER	18		461	479	AUTRE	TOTAL DE MARCHANDISE CAOUTCHOUC GOMMES NAT. MATIERES BOIS BRUT NOA
	ITALY			3	3	ITAL	
	OTHER	11			11	AUTRE	
COMMODITY TOTAL TEXTILE FIBRES NES	ITALY	21			21	ITAL	TOTAL DE MARCHANDISE FIBRES TEXTILES NOA
	PANAM	14			14	PANAM	
	OTHER	78			78	AUTRE	
COMMODITY TOTAL STONE, CRUDE NES	OTHER	113			113	AUTRE	TOTAL DE MARCHANDISE PIERRE BRUTE NOA
	ITALY			316	316	ITAL	
	PANAM	32	50		82	PANAM	
	OTHER	240	171		411	AUTRE	
COMMODITY TOTAL SALT	OTHER	272	221	316	809	AUTRE	TOTAL DE MARCHANDISE SEL
	GER	4,850			4,850	ALL	
	OTHER	18,720			18,720	AUTRE	
COMMODITY TOTAL CRUDE NON-MET. MIN. NES	OTHER	23,570			23,570	AUTRE	TOTAL DE MARCHANDISE MIN. NON-MET. BRUTS NOA
	PANAM	102			102	PANAM	
	OTHER	81			81	AUTRE	
COMMODITY TOTAL LEATHER	OTHER	183			183	AUTRE	TOTAL DE MARCHANDISE CUIR
	ITALY			1	1	ITAL	
	OTHER	35			35	AUTRE	
COMMODITY TOTAL RUBBER FAB. MATERIALS	OTHER	35			35	AUTRE	TOTAL DE MARCHANDISE DEMI-PROD. CAOUTCHOUC
	ITALY			35	35	ITAL	
	OTHER			6	6	AUTRE	
COMMODITY TOTAL FLOORING VENEER, PLYWOOD	OTHER		6	35	41	AUTRE	TOTAL DE MARCHANDISE LAMES POUR PARQUET PLACAGES, CONTRE-PLAQ.
	PANAM	12			12	PANAM	
	PANAM	80			80	PANAM	
	OTHER	19	24		43	AUTRE	
COMMODITY TOTAL WOOD FAB. MATERIALS	OTHER	99	24		123	AUTRE	TOTAL DE MARCHANDISE DEMI-PRODUITS EN BOIS
	ITALY			3	3	ITAL	
	PANAM		62		62	PANAM	
	OTHER	63			63	AUTRE	
COMMODITY TOTAL PAPER NES	OTHER	63	62	3	128	AUTRE	TOTAL DE MARCHANDISE PAPIER NOA
	PANAM		2		2	PANAM	
	OTHER	23			23	AUTRE	
COMMODITY TOTAL BLOG. PAPER AND BOARD	OTHER	23	2		25	AUTRE	TOTAL DE MARCHANDISE PLAQ. CONSTR., PAP/CART. OUVR. EN MAT. TEXT. NOA
	ITALY		12		12	AUTRE	
	PANAM	55		1	56	ITAL	
	OTHER	57	3		60	PANAM	
COMMODITY TOTAL VEG. OILS, FATS NES	OTHER	317	35		352	AUTRE	TOTAL DE MARCHANDISE HUIL. MAT. GRAS. VEG. NOA
	ITALY	429	38		468	AUTRE	
	PANAM			53	53	ITAL	
	OTHER		3		3	PANAM	
COMMODITY TOTAL INORGANIC CHEMS. NES	OTHER		3	53	56	AUTRE	TOTAL DE MARCHANDISE PROD. CHIM. INORG. NOA
	ITALY	60			60	ITAL	
	PANAM	41	2	29	29	PANAM	
	OTHER	23			43	AUTRE	
COMMODITY TOTAL AGRICULTURAL CHEMICALS	OTHER	64	2	29	95	AUTRE	TOTAL DE MARCHANDISE PROD. CHIM. AGRICOLES
	PANAM	3			3	PANAM	
	ITALY			1	1	ITAL	
	PANAM	86			86	PANAM	
	OTHER	30			30	AUTRE	
COMMODITY TOTAL CHEM. SPECIALTIES NES	OTHER	116			117	AUTRE	TOTAL DE MARCHANDISE PROD. CHIM. SPECIAUX NOA
	ITALY	16			16	ITAL	
	OTHER	58			58	AUTRE	
COMMODITY TOTAL FERRO-ALLOYS	OTHER			2	2	ITAL	
	ITALY				2	ITAL	
	OTHER		34		34	AUTRE	
COMMODITY TOTAL CASTINGS, FORGINGS	OTHER		34		36	AUTRE	TOTAL DE MARCHANDISE MOUL. PIECES FORGEES
	ITALY			2	2	ITAL	
	OTHER			56	56	ITAL	
COMMODITY TOTAL BARS AND RODS, STEEL	OTHER			299	299	ITAL	TOTAL DE MARCHANDISE BARRES ET TIGES ACIER
	ITALY			158	158	LIBER	
	LIBER			457	457	LIBER	
COMMODITY TOTAL PLATE & SHEET STEEL	OTHER			20	20	ITAL	TOTAL DE MARCHANDISE TOLES, FEUILLES D'ACIER
	ITALY				20	ITAL	
	OTHER	3			3	AUTRE	
COMMODITY TOTAL STRUCTURAL SHAPES	OTHER	3			3	AUTRE	TOTAL DE MARCHANDISE PROFILS DE CONSTRUCT.
	ITALY			20	23	ITAL	
	OTHER			25	25	ITAL	
COMMODITY TOTAL RAILS & TRACK MATERIAL	OTHER			20	20	ITAL	TOTAL DE MARCHANDISE RAILS, MAT. VOIE FERREE
	ITALY			15	15	LIBER	
	LIBER			23	23	AUTRE	
	OTHER	23			23	AUTRE	
COMMODITY TOTAL PIPES, TUBES: IRON, STEEL	OTHER	23			23	AUTRE	TOTAL DE MARCHANDISE TUYAUX, TUBES: FER, ACIER
	ITALY			35	58	ITAL	
	ITALY			76	76	ITAL	
COMMODITY TOTAL WIRE ALUMINUM	ITALY			1	1	ITAL	TOTAL DE MARCHANDISE FIL METALLIQUE ALUMINIUM
	PANAM	24			24	PANAM	
	OTHER	47	65		112	AUTRE	
COMMODITY TOTAL	OTHER	71	65	1	137	AUTRE	TOTAL DE MARCHANDISE

TABLE 2. CARGOES UNLOADED AT CANADIAN PORTS FROM FOREIGN COUNTRIES.

TABLEAU 2. MARCHANDISES DECHARGEES DANS LES PORTS CANADIENS EN PROVENANCE DE PAYS ETRANGERS.

COUNTRY OF ORIGIN AND KIND OF CARGO	REGISTRY OF VESSEL	ATLANTIC ATLANTIQUE	GREAT LAKES GRANDS LACS	PACIFIC PACIFIQUE	TOTAL TOTAL	IMMATIC. DU NAVIRE	PAYS D'ORIGINE ET MARCHANDISE
ITALY CONT.							ITALIE SUITE
COPPER AND ALLOYS	PANAM	3			3	PANAM	CUIVRE ET ALLIAGES
	OTHER	1			1	AUTRE	
COMMODITY TOTAL		4			4		TOTAL DE MARCHANDISE
NON-FERROUS METALS NES	PANAM	2			2	PANAM	METEAUX NON-FERREUX NDA
	OTHER	232			232	AUTRE	
COMMODITY TOTAL		234			234		TOTAL DE MARCHANDISE
METAL FAB.BASIC PROD.	GER			245	245	ALL	OUVR.DE BASE EN METAL
	ITALY			427	427	ITAL	
	PANAM	5	11		16	PANAM	
	OTHER	164	170		334	AUTRE	
COMMODITY TOTAL		169	181	672	1,022		TOTAL DE MARCHANDISE
DRAIN TILES,PIPES	ITALY			10	10	ITAL	TUILES TUY.DE DRAINAGE
BRICKS,TILES NES	ITALY			243	243	ITAL	BRIQUES,TUILES NDA
	PANAM	25			25	PANAM	
	OTHER	360	113		473	AUTRE	
COMMODITY TOTAL		385	113	243	741		TOTAL DE MARCHANDISE
GLASS BASIC PRODUCTS	GER			205	205	ALL	OUVR.DE BASE EN VERRE
	ITALY			361	361	ITAL	
	LIBER			399	399	LIBER	
	PANAM	332			332	PANAM	
	OTHER	873	1,000		1,873	AUTRE	
COMMODITY TOTAL		1,205	1,000	965	3,170		TOTAL DE MARCHANDISE
CEMENT BASIC PROD.	ITALY			18	18	ITAL	OUVR.DE BASE CIMENT
	LIBER			40	40	LIBER	
COMMODITY TOTAL				58	58		TOTAL DE MARCHANDISE
NON-MET.MIN.BASIC PROD	ITALY			445	445	ITAL	PROD.MIN.NON-MET.BASE
	LIBER			284	284	LIBER	
	PANAM	229	3		232	PANAM	
	OTHER	435	75		510	AUTRE	
COMMODITY TOTAL		664	78	729	1,471		TOTAL DE MARCHANDISE
MISC.FABRICATED PROD.	ITALY			54	54	ITAL	OUVRAGES DIVERS
	LIBER			51	51	LIBER	
COMMODITY TOTAL				105	105		TOTAL DE MARCHANDISE
TRACTORS	GER			217	217	ALL	TRACTEURS
	ITALY			280	280	ITAL	
	LIBER			151	151	LIBER	
	OTHER	137	760		897	AUTRE	
COMMODITY TOTAL		137	760	648	1,545		TOTAL DE MARCHANDISE
MACHINERY NES	DENMK	103			103	DANMK	MACHINES NDA
	ITALY	83		1,131	1,214	ITAL	
	LIBER			9	9	LIBER	
	PANAM	58	70		128	PANAM	
	OTHER	2,599	458		3,057	AUTRE	
COMMODITY TOTAL		2,843	528	1,140	4,511		TOTAL DE MARCHANDISE
RAILWAY ROLLING STOCK	OTHER	92			92	AUTRE	MAT.ROUL.DE CH.DE FER
PASS.AUTOS AND CHASSIS	ITALY				2	ITAL	VOITURES PART.,CHASSIS
	NORV	4,516			4,516	NORV	
	PANAM				2	PANAM	
COMMODITY TOTAL		4,516	2	2	4,520		TOTAL DE MARCHANDISE
MOTOR VEHICLE ENGINES	ITALY			1,345	1,345	ITAL	MOTEURS DE VEH.AUTOM.
	LIBER			97	97	LIBER	
	PANAM	12	4		16	PANAM	
	OTHER	5	6		11	AUTRE	
COMMODITY TOTAL		17	10	1,442	1,469		TOTAL DE MARCHANDISE
ROAD MOTOR VEH. NES	ITALY				1	ITAL	VEH.AUTOM.ROUTIERS NDA
	PANAM	2			2	PANAM	
	OTHER	541			541	AUTRE	
COMMODITY TOTAL		543		1	544		TOTAL DE MARCHANDISE
SHIPS,AIRCRAFT,MIS.VEH	ITALY				32	ITAL	NAVIRES,AVIONS,VEH.DIV
RUBBER TIRES AND TUBES	ITALY				29	ITAL	PNEUS, CHAMBRES A AIR
	LIBER				9	LIBER	
	PANAM	6			6	PANAM	
	OTHER	30	6		36	AUTRE	
COMMODITY TOTAL		36	6	38	80		TOTAL DE MARCHANDISE
EQUIPMENT MISC.	ITALY	368		276	644	ITAL	MATERIEL DIVERS
	LIBER			116	116	LIBER	
	PANAM	483	2		485	PANAM	
	OTHER	376	40		416	AUTRE	
COMMODITY TOTAL		1,227	42	392	1,661		TOTAL DE MARCHANDISE
PERSONAL,HOUSEHOLD GOODS	ITALY	4			56	ITAL	ART.PERS.ET MENAGERS
	LIBER				43	LIBER	
	PANAM	27	43		70	PANAM	
	OTHER	964	49		1,013	AUTRE	
COMMODITY TOTAL		995	92	95	1,182		TOTAL DE MARCHANDISE
FIREARMS,AMMUNITION	PANAM		2		2	PANAM	ARMES A FEU,MUNITIONS
CONTAINERS,CLOSURES	ITALY				3	ITAL	CONTENEURS,FERMETURES
	PANAM		2		2	PANAM	
COMMODITY TOTAL			2	3	5		TOTAL DE MARCHANDISE
MISC. END PRODUCTS NES	ITALY			19	19	ITAL	PRODUITS FINIS DIV.NDA
	PANAM	14	71		85	PANAM	
	OTHER	98	198		296	AUTRE	
COMMODITY TOTAL		112	269	19	400		TOTAL DE MARCHANDISE
GENERAL CARGO	ITALY	563		34	597	ITAL	MARCHANDISES DIVERSES
	PANAM	106	505		611	PANAM	
	OTHER	3,151	1,512		4,663	AUTRE	
COMMODITY TOTAL		3,820	2,017	24	5,861		TOTAL DE MARCHANDISE

TABLE 2. CARGOES UNLOADED AT CANADIAN PORTS FROM FOREIGN COUNTRIES.

TABLEAU 2. MARCHANDISES DECHARGEES DANS LES PORTS CANADIENS EN PROVENANCE DE PAYS ETRANGERS.

COUNTRY OF ORIGIN AND KIND OF CARGO	REGISTRY OF VESSEL	ATLANTIC ATLANTIQUE	GREAT LAKES GRANDS LACS	PACIFIC PACIFIQUE	TOTAL TOTAL	IMMATIC. DU NAVIRE	PAYS D'ORIGINE ET MARCHANDE
ITALY CONT. CONTAINERIZED FREIGHT	GER	11,865			11,865	ALL	ITALIE SUITE
	ITALY	10,681			10,681	ITAL	FRET CONTENEURESE
	LIBER	2,231			2,231	LIBER	
	OTHER	37,775	1,555		39,330	AUTRE	
COMMODITY TOTAL		62,552	1,555		64,107		TOTAL DE MARCHANDE
COUNTRY/REGION TOTAL		107,817*	8,611*	9,411*	125,839*		TOTAL DE PAYS/REGION
NETHERLANDS MEAT AND MEAT PREP. NES	GER	2			2	ALL	PAYS-BAS
	NETH			1	1	P.BAS	VIANDES ET PREP. NDA
COMMODITY TOTAL		2		1	3		TOTAL DE MARCHANDE
FISH, FRESH OR FROZEN	GER	40			40	ALL	POISSON, FRAIS OU CONG.
FISH, SALTED OR CURED	GER	10			10	ALL	POISSON, SALE OU FUME
	NETH			1	1	P.BAS	
	OTHER			6	6	AUTRE	
COMMODITY TOTAL		10		7	17		TOTAL DE MARCHANDE
CHEESE	GER	144		71	215	ALL	FROMAGE
	NETH			69	69	P.BAS	
	OTHER	9		9	18	AUTRE	
COMMODITY TOTAL		153		149	302		TOTAL DE MARCHANDE
MACARONI, CEREAL PROD. FRUIT, PRES. NOT CANNED	GER	1,500		1	1,501	ALL	PATES ALIM. PROD. CEREAL
VEGETABLES, FRESH	NETH			2	2	P.BAS	CONS. FRUITS NON BOITE
	GER	4			4	ALL	LEGUMES, FRAIS
	NETH			3	3	P.BAS	
COMMODITY TOTAL		4		3	7		TOTAL DE MARCHANDE
VEGETABLE PREP. NES	GER	984			984	ALL	PREP. DE LEGUMES NDA
	OTHER			4	4	AUTRE	
COMMODITY TOTAL		984		4	988		TOTAL DE MARCHANDE
SUGAR PREPARATIONS	GER	4		24	28	ALL	PREP. A BASE DE SUCRE
	NETH			12	12	P.BAS	
COMMODITY TOTAL		4		36	40		TOTAL DE MARCHANDE
COCOA AND CHOCOLATE	GER			54	54	ALL	CACAO ET CHOCOLAT
	NETH			22	22	P.BAS	
	OTHER			14	14	AUTRE	
COMMODITY TOTAL				90	90		TOTAL DE MARCHANDE
SPICES	GER			7	7	ALL	EPICES
MISC. FOOD PREP. NES	DENMK	1			1	DANMK	DIV. PREP. ALIM. NDA
	GER	24	419	7	450	ALL	
	NETH			18	18	P.BAS	
	SWEDN	6			6	SUEDE	
	OTHER	21		13	34	AUTRE	
COMMODITY TOTAL		52	419	38	509		TOTAL DE MARCHANDE
ALE, BEER, STOUT, PORTER	DENMK	19			19	DANMK	ALE, BIERE, STOUT, PORTER
	GER		24		24	ALL	
COMMODITY TOTAL		19	24		43		TOTAL DE MARCHANDE
WINES	GER		118	39	157	ALL	VINS
	NETH			1	1	P.BAS	
COMMODITY TOTAL			118	40	158		TOTAL DE MARCHANDE
DIST. ALCOHOLIC BEV.	GER		3,245	817	4,062	ALL	BOISS. ALCOOL. DIST.
	NETH			491	491	P.BAS	
	OTHER			377	377	AUTRE	
COMMODITY TOTAL			3,245	1,685	4,930		TOTAL DE MARCHANDE
CIGARETTES	OTHER			5	5	AUTRE	CIGARETTES
TOBACCO NES	GER	5			5	ALL	TABACS NDA
RAW HIDES AND SKINS	GER		36		36	ALL	PEAUX ET CUIRS BRUT
SEEDS FOR SOWING NES	NETH			7	7	P.BAS	GRAINES DE SEMENCE NDA
OIL SEEDS, NUTS NES	GER	11			11	ALL	GRAINES, NOIX OLEAG. NDA
NURSERY, GREENHOUSE STOCK	GER	70	238	3	311	ALL	PROD. PEPINIERE, SERRE
	NETH			24	24	P.BAS	
	SWEDN	74			74	SUEDE	
	OTHER	85		32	117	AUTRE	
COMMODITY TOTAL		229	238	59	526		TOTAL DE MARCHANDE
CRUDE VEG. PROD. NES	NETH			2	2	P.BAS	PR. BRUTS ORIG. VEG. NDA
STONE, CRUDE NES	NETH			20	20	P.BAS	PIERRE BRUTE NDA
VENEER, PLYWOOD	GER	74			74	ALL	PLACAGES, CONTRE-PLAQ.
WOOD FAB. MATERIALS	OTHER			2	2	AUTRE	DEMI-PRODUITS EN BOIS
PAPER NES	GER			108	108	ALL	PAPIER NDA
	NETH			12	12	P.BAS	
	OTHER			43	43	AUTRE	
COMMODITY TOTAL				163	163		TOTAL DE MARCHANDE
PAPERBOARD	SWEDN	3			3	SUEDE	CARTON
BLOG. PAPER AND BOARD	GER		47		47	ALL	PLAQ. CONSTR., PAP/CART.
	SWEDN	34			34	SUEDE	
	OTHER	14			14	AUTRE	
COMMODITY TOTAL		48	47		95		TOTAL DE MARCHANDE
CORDAGE, TWINE, ROPE	GER			3	3	ALL	CORDAGE, FICELLE, CORDE
	NETH			9	9	P.BAS	
COMMODITY TOTAL				12	12		TOTAL DE MARCHANDE
JUTE WOVEN FABRICS	GER			3	3	ALL	TISSUS DE JUTE
TEXTILE FAB. MIL NDS	GER	16			16	ALL	OUVR. EN MAT. TEXT. NDA
	NETH			6	6	P.BAS	
	SWEDN	6			6	SUEDE	
	OTHER	6			6	AUTRE	
COMMODITY TOTAL		28		6	34		TOTAL DE MARCHANDE

TABLE 2. CARGOES UNLOADED AT CANADIAN PORTS FROM FOREIGN COUNTRIES.

TABLEAU 2. MARCHANDISES DECHARGEES DANS LES PORTS CANADIENS EN PROVENANCE DE PAYS ETRANGERS.

COUNTRY OF ORIGIN AND KIND OF CARGO	REGISTRY OF VESSEL	ATLANTIC ATLANTIQUE	GREAT LAKES GRANDS LACS	PACIFIC PACIFIQUE	TOTAL TOTAL	IMMATIC. DU NAVIRE	PAYS D'ORIGINE ET MARCHANDISE
NETHERLANDS COMT. VEG.OILS,FATS NES	ITALY	249			249	ITAL	PAYS-BAS
	NORW		327		327	NORV	SUITE
	LIBER	200	4,395		4,595	LIBER	HUIL.MAT.GRAS.VEG.NDA
COMMODITY TOTAL		449	4,722		5,171		TOTAL DE MARCHANDISE
DILS,FATS,WAXES NES	GER	11			11	ALL	HUIL.MAT.GRAS.CIRE NDA
	LIBER	560			560	LIBER	
COMMODITY TOTAL		571			571		TOTAL DE MARCHANDISE
METALLIC SALTS INORGANIC CHEMS. NES	GER			51	51	ALL	SELS METALLIQUES
	U K	8,796			8,796	R U	PROD.CHIM.INORG.NDA
	GER	12			12	ALL	
	GREEK	5,098			5,098	GREQQ	
	NORW	97,048			97,048	NORV	
COMMODITY TOTAL		110,954			110,954		TOTAL DE MARCHANDISE
ORGANIC CHEMICALS NES	GER	550	352	271	1,173	ALL	PROD.CHIM.ORGAN.NDA
	ITALY	1,575			1,575	ITAL	
	NETH			6	6	P.BAS	
	NDRW	14,132			14,132	NORV	
	LIBER	1,480	8,503		9,983	LIBER	
	OTHER	69		9	78	AUTRE	
COMMODITY TOTAL		17,806	8,855	286	26,947		TOTAL DE MARCHANDISE
POTASH	GER			6	6	ALL	POTASSE
	NETH			6	6	P.BAS	
	OTHER			6	6	AUTRE	
COMMODITY TOTAL				18	18		TOTAL DE MARCHANDISE
FERTILIZERS NES	GER			18	18	ALL	ENGRAIS CHIMIQUE NDA
	OTHER	3,418			3,418	AUTRE	
COMMODITY TOTAL		3,418		18	3,436		TOTAL DE MARCHANDISE
AGRICULTURAL CHEMICALS	GER			17	17	ALL	PROD.CHIM.AGRICOLES
	NETH			17	17	P.BAS	
COMMODITY TOTAL				34	34		TOTAL DE MARCHANDISE
PLASTIC MATERIALS	GER	81		9	90	ALL	MATIERES PLASTIQUES
	SWEDN	25			25	SUEDE	
COMMODITY TOTAL		106		9	115		TOTAL DE MARCHANDISE
DYESTUFF,PIGMENT,PAINT	GER	22		29	51	ALL	MAT.COLOR.PIG.PEINTURE
	NETH			13	13	P.BAS	
	OTHER			7	7	AUTRE	
COMMODITY TOTAL		22		49	71		TOTAL DE MARCHANDISE
CHEM.SPECIALTIES NES	GER			1	1	ALL	PROD.CHIM.SPECIALTIES NDA
	NORW	1,278			1,278	NORV	
	SWEDN		797		797	SUEDE	
	LIBER		702		702	LIBER	
	OTHER	992			992	AUTRE	
COMMODITY TOTAL		2,270	1,499	1	3,770		TOTAL DE MARCHANDISE
FUEL OIL	U K	17,012			17,012	R U	MAZOUT
	NORW	30,339			30,339	NORV	
COMMODITY TOTAL		47,351			47,351		TOTAL DE MARCHANDISE
LUBRICATING OIL,GREASE	GER			21	21	ALL	HUILE,GRAISSE LUBRIF.
	LIBER		5,861		5,861	LIBER	
COMMODITY TOTAL			5,861	21	5,882		TOTAL DE MARCHANDISE
PETROL.COAL PROD.NES	LIBER			3,825	3,825	LIBER	OEIIVE PETR.CHARB.NDA
FERRO-ALLOYS	SWEDN	40			40	SUEDE	FERRO-ALLIAGES
	LIBER	3,076			3,076	LIBER	
	OTHER	92			92	AUTRE	
COMMODITY TOTAL		3,208			3,208		TOTAL DE MARCHANDISE
CASTINGS,FORGINGS	OTHER			14	14	AUTRE	MOUL.PIECES FORGEES
PLATE & SHEET STEEL	GER		150		150	ALL	TOLES,FEUILLES DACIER
	SWEDN	8			8	SUEDE	
COMMODITY TOTAL		8	150		158		TOTAL DE MARCHANDISE
STRUCTURAL SHAPES	GER		11		11	ALL	PROFILES DE CONSTRUCT.
	SWEDN	6			6	SUEDE	
COMMODITY TOTAL		6	11		17		TOTAL DE MARCHANDISE
WIRE	GER			69	69	ALL	FIL METALLIQUE
	NETH			24	24	P.BAS	
	SWEDN	17			17	SUEDE	
	OTHER			43	43	AUTRE	
COMMODITY TOTAL		17		136	153		TOTAL DE MARCHANDISE
ZINC AND ALLOYS	GREEK	1,653			1,653	GREQQ	ZINC ET ALLIAGES
NON-FERROUS METALS NES	NETH			10	10	P.BAS	METAUX NON-FERREUX NDA
METAL FAB.BASIC PROD.	GER	486		2	488	ALL	OUVR.OE BASE EN METAL
	SWEDN	11			11	SUEDE	
	OTHER	2			2	AUTRE	
COMMODITY TOTAL		499		2	501		TOTAL DE MARCHANDISE
GLASS BASIC PRODUCTS	GER	5			5	ALL	OUVR.DE BASE EN VERRE
	NETH				4	P.BAS	
	SWEDN	9			9	SUEDE	
	OTHER			45	45	AUTRE	
COMMODITY TOTAL		14			71		TOTAL DE MARCHANDISE
MISC.FABRICATED PROD.	GER			5	5	ALL	OUVRAGES DIVERS
	NETH			7	7	P.BAS	
	SWEDN	27			27	SUEDE	
COMMODITY TOTAL		27		12	39		TOTAL DE MARCHANDISE
TRACTORS	SWEDN	75			75	SUEDE	TRACTEURS
	OTHER	80			80	AUTRE	
COMMODITY TOTAL		155			155		TOTAL DE MARCHANDISE
MACHINERY NES	U K	97			97	R U	MACHINES NDA
	GER	96	230	192	524	ALL	

TABLE 2. CARGOES UNLOADED AT CANADIAN PORTS FROM FOREIGN COUNTRIES.

TABLEAU 2. MARCHANDISES DECHARGEES DANS LES PORTS CANADIENS EN PROVENANCE DE PAYS ETRANGERS.

COUNTRY OF ORIGIN AND KIND OF CARGO	REGISTRY OF VESSEL	ATLANTIC ATLANTIQUE	GREAT LAKES GRANDS LACS	PACIFIC PACIFIQUE	TOTAL TOTAL	IMMATIC. OU NAVIRE	PAYS D'ORIGINE ET MARCHANDISE
NETHERLANDS CONT.							PAYS-BAS SUITE
	NETH			24	24	P.BAS	
	SWEON	422			422	SUEDE	
	OTHER	409		1	410	AUTRE	
COMMODITY TOTAL		1,024	250	218	1,492		TOTAL DE MARCHANDISE
PASS.AUTOS AND CHASSIS	GER			30	30	ALL	VOITURES PART.,CHASSIS
	NETH			1	1	P.BAS	
	SWEON	176			176	SUEDE	
	OTHER	58			58	AUTRE	
COMMODITY TOTAL		234		31	265		TOTAL DE MARCHANDISE
MOTOR VEHICLE ENGINES	GER			43	43	ALL	MOTEURS DE VEH.AUTOM.
	NETH			5	5	P.BAS	
	SWEON	77			77	SUEDE	
COMMODITY TOTAL		77		48	125		TOTAL DE MARCHANDISE
SHIPS,AIRCRAFT,MIS.VEH	GER	48		3	51	ALL	NAVIRES,AVIONS,VEH.DIV
RUBBER TIRES AND TUBES	GER			34	34	ALL	PNEUS, CHAMBRES A AIR
EQUIPMENT MISC.	GER	16		672	688	ALL	MATERIEL DIVERS
	NETH			4	4	P.BAS	
	SWEON	35			35	SUEDE	
	OTHER			11	11	AUTRE	
COMMODITY TOTAL		51		687	738		TOTAL DE MARCHANDISE
PERSONAL,HOUSEHOLD GOODS	GER		13	48	61	ALL	ART.PERS.ET MENAGERS
	NETH			29	29	P.BAS	
	OTHER			19	19	AUTRE	
COMMODITY TOTAL			13	96	109		TOTAL DE MARCHANDISE
FIREARMS, AMMUNITION	OTHER			1	1	AUTRE	ARMES A FEU,MUNITIONS
CONTAINERS,CLOSURES	DENMK	170			170	DANMK	CONTENEURS,FERMETURES
COMMODITY TOTAL		170		2	172	ALL	TOTAL DE MARCHANDISE
MISC. END PRODUCTS NES	GER	65		24	89	ALL	PRODUITS FINIS DIV.NDA
	NETH			13	13	P.BAS	
	SWEON	6			6	SUEDE	
	OTHER			9	9	AUTRE	
COMMODITY TOTAL		71		46	117		TOTAL DE MARCHANDISE
GENERAL CARGO	GER	69		50	119	ALL	MARCHANDISES DIVERSES
	NETH			8	8	P.BAS	
	SWEON	195			195	SUEDE	
	OTHER	14		19	33	AUTRE	
COMMODITY TOTAL		278		77	355		TOTAL DE MARCHANDISE
CONTAINERIZED FREIGHT	U K	228,373		762	229,135	R U	FRET CONTENEURESE
	DENMK			1,095	1,095	DANMK	
	GER	12,383	3,570		15,953	ALL	
	SWEON	2,121		2,148	4,269	SUEDE	
	OTHER	363			363	AUTRE	
COMMODITY TOTAL		243,240	3,570	4,005	250,815		TOTAL DE MARCHANDISE
COUNTRY/REGION TOTAL		436,893*	29,058*	12,147*	478,098*		TOTAL DE PAYS/REGION
NORWAY							NORVEGE
MEAT AND MEAT PREP.NES	GER	3			3	ALL	VIANDES ET PREP.NDA
	NORW	3			3	NORV	
COMMODITY TOTAL		6			6		TOTAL DE MARCHANDISE
FISH,FRESH OR FROZEN	GER	85	67		152	ALL	POISSON,FRAIS OU CONG.
	NETH	16			16	P.BAS	
	NORW	40	73		113	NORV	
	OTHER	22			22	AUTRE	
COMMODITY TOTAL		163	140		303		TOTAL DE MARCHANDISE
FISH,SALTED OR CURED	NORW	14			14	NORV	POISSON,SALE OU FUME
FISH,CANNED	GER	40	54		94	ALL	POISSON EN BOITES
	NORW		34		34	NORV	
COMMODITY TOTAL		40	88		128		TOTAL DE MARCHANDISE
CHEESE	NORW	8			8	NORV	FROMAGE
BAKERY PROD.INC.FROZEN	NORW		4		4	NORV	PROD.BOUL.,PROD.CONG.
SUGAR PREPARATIONS	GER		4		4	ALL	PREP. A BASE DE SUCRE
SPICES	OTHER	15			15	AUTRE	EPICES
MISC.FOOD PREP.NES	GER	20	3		23	ALL	DIV.PREP.ALIM.NDA
	NORW	46	21		67	NORV	
COMMODITY TOTAL		66	24		90		TOTAL DE MARCHANDISE
TEXTILE FIBRES NES	GER	47			47	ALL	FIBRES TEXTILES NDA
MANGANESE ORE	GER		4,959		4,959	ALL	MINERAL DE MANGANESE
STONE,CRUDE NES	NORW	19			19	NORV	PIERRE BRUTE NDA
SALT	OTHER	475			475	AUTRE	SEL
CRUDE NON-MET.MIN.NES	GER	36			36	ALL	MIN.NON-MET.BRUTS NDA
WOOD FAB.MATERIALS	OTHER	71			71	AUTRE	DEMI-PRODUITS EN BOIS
METALLIC SALTS	GER	50			50	ALL	SELS METALLIQUES
INORGANIC CHEMS. NES	NORW	2	461		463	NORV	PROD.CHIM.INORG.NDA
EXPLOS., FUSES, CAPS	GER	7			7	ALL	EXPLOS.,AMORCES, DET.
PLASTIC MATERIALS	GER	30			30	ALL	MATIERES PLASTIQUES
	NORW	1			1	NORV	
COMMODITY TOTAL		31			31		TOTAL DE MARCHANDISE
CHEM.SPECIALTIES NES	NORW		75		75	NORV	PROD.CHIM.SPECIALTIES NDA
FERRO-ALLOYS	GER	105	1,338		1,443	ALL	FERRO-ALLIAGES
	NORW		587		587	NORV	
COMMODITY TOTAL		105	1,925		2,030		TOTAL DE MARCHANDISE
CASTINGS,FORGINGS	NORW		42		42	NORV	MOUL.PIECES FORGEES
PLATE & SHEET STEEL	GER		5		5	ALL	TOLES,FEUILLES D'ACIER

TABLE 2. CARGOES UNLOADED AT CANADIAN PORTS FROM FOREIGN COUNTRIES.

TABLEAU 2. MARCHANDISES DECHARGEES DANS LES PORTS CANADIENS EN PROVENANCE DE PAYS ETRANGERS.

COUNTRY OF ORIGIN AND KIND OF CARGO	REGISTRY OF VESSEL	ATLANTIC ATLANTIQUE	GREAT LAKES GRANDS LACS	PACIFIC PACIFIQUE	TOTAL TOTAL	IMMATIC. OU NAVIRE	PAYS D'ORIGINE ET MARCHANDISE
NORWAY CONT.							NORVEGE SUITE
COMMODITY TOTAL	OTHER	10			10	AUTRE	TOTAL DE MARCHANDISE
ALUMINUM	NORW	10	5		15	NORV	ALUMINIUM
COPPER AND ALLOYS	NORW	217			217	NORV	CUIVRE ET ALLIAGES
NICKEL AND ALLOYS	NORW		82		82	NORV	NICKEL ET ALLIAGES
ZINC AND ALLOYS	NORW	13,751	6,979		20,730	NORV	ZINC ET ALLIAGES
NON-FERROUS METALS NES	NORW	22	50		72	NORV	METAUX NON-FERREUX NDA
NON-MET. MIN. BASIC PROD	GER		397		397	ALL	PROD. MIN. NON-MET. BASE
	NORW	63			63	NORV	
COMMODITY TOTAL		63	351		414		TOTAL DE MARCHANDISE
MACHINERY NES	GER	2	351		2	ALL	MACHINES NDA
	NORW	59			59	NORV	
	OTHER	7			7	AUTRE	
COMMODITY TOTAL		68			68		TOTAL DE MARCHANDISE
PASS. AUTOS AND CHASSIS	NORW	2			2	NORV	VOITURES PART., CHASSIS
MOTOR VEHICLE ENGINES	GER	16			16	ALL	MOTEURS DE VEH. AUTOM.
SHIPS, AIRCRAFT, MIS. VEH	GER	55			55	ALL	NAVIRES, AVIONS, VEH. DIV
	NORW	12			12	NORV	
COMMODITY TOTAL		67			67		TOTAL DE MARCHANDISE
EQUIPMENT MISC.	GER		8		8	ALL	MATERIEL DIVERS
	NORW		57		57	NORV	
COMMODITY TOTAL			65		65		TOTAL DE MARCHANDISE
PERSONAL, HOUSEHOLD GOODS	GER	91			91	ALL	ART. PERS. ET MENAGERS
	NORW	58			58	NORV	
COMMODITY TOTAL		149			149		TOTAL DE MARCHANDISE
CONTAINERS, CLOSURES	DENMK	151			151	DANMK	CONTENEURS, FERMETURES
	NETH	200			200	P. BAS	
	NORW		3		3	NORV	
	OTHER	941			941	AUTRE	
COMMODITY TOTAL		1,292	3		1,295		TOTAL DE MARCHANDISE
MISC. ENO PRODUCTS NES	GER	19			19	ALL	PRODUITS FINIS DIV. NDA
GENERAL CARGO	GER	13			13	ALL	MARCHANDISES DIVERSES
	NORW	11	35		46	NORV	
	OTHER	1			1	AUTRE	
COMMODITY TOTAL		25	35		60		TOTAL DE MARCHANDISE
COUNTRY/REGION TOTAL		16,856*	15,669*	*	32,525*		TOTAL DE PAYS/REGION
PORTUGAL							PORTUGAL
MEAT, FRESH OR FROZEN	LIBER			3	3	LIBER	VIANDE, FRAICHE / CONGE.
FISH, FRESH OR FROZEN	NETH			14	14	P. BAS	POISSON, FRAIS OU CONGE.
	OTHER	228	31	57	316	AUTRE	
COMMODITY TOTAL		228	31	71	330		TOTAL DE MARCHANDISE
FISH, SALTED OR CURED	NETH			6	6	P. BAS	POISSON, SALE OU FUME
	LIBER			16	16	LIBER	
COMMODITY TOTAL				22	22		TOTAL DE MARCHANDISE
FISH, CANNED	ITALY			2	2	ITAL	POISSON EN BOITES
	OTHER			25	25	AUTRE	
COMMODITY TOTAL				27	27		TOTAL DE MARCHANDISE
SHELL FISH, NES	NETH			13	13	P. BAS	MOLLUSQUES CRUST., NDA
CHEESE	NETH			7	7	P. BAS	FROMAGE
	OTHER			8	8	AUTRE	
COMMODITY TOTAL				15	15		TOTAL DE MARCHANDISE
DAIRY PROD. EGGS, HONEY	OTHER	5			5	AUTRE	PROD. LAIT., OEUFS, MIEL
FRESH FRUITS, BERRIES	NETH			15	15	P. BAS	FRUITS, BAIES FRAIS
	OTHER		14	1	15	AUTRE	
COMMODITY TOTAL			14	16	30		TOTAL DE MARCHANDISE
FRUIT JUICES	OTHER			20	20	AUTRE	JUS DE FRUIT
FRUIT, PRES. NOT CANNED	LIBER			13	13	LIBER	CONS. FRUITS NON BOITE
	PANAM	8			8	PANAM	
	OTHER			10	10	AUTRE	
COMMODITY TOTAL		8		23	31		TOTAL DE MARCHANDISE
FRUITS, PREP. CANNED	GREEK			2	2	GRECQ	FRUITS PREP. EN BOITE
	PANAM		3		3	PANAM	
	OTHER			2	2	AUTRE	
COMMODITY TOTAL			3	4	7		TOTAL DE MARCHANDISE
VEGETABLES, FRESH	OTHER	2		10	12	AUTRE	LEGUMES, FRAIS
VEGETABLES, FROZEN	OTHER		133	2	135	AUTRE	LEGUMES, CONGELES
VEGETABLE PREP. NES	GER			62	62	ALL	PREP. DE LEGUMES NDA
	ITALY			34	34	ITAL	
	NETH			380	380	P. BAS	
	OTHER	56		135	191	AUTRE	
COMMODITY TOTAL		56		611	667		TOTAL DE MARCHANDISE
SUGAR PREPARATIONS	NETH			6	6	P. BAS	PREP. A BASE DE SUCRE
	OTHER	1		10	11	AUTRE	
COMMODITY TOTAL		1		16	17		TOTAL DE MARCHANDISE
COFFEE	PANAM	1			1	PANAM	CAFE
VINEGAR	OTHER		11		11	AUTRE	VINAIGRE
MISC. FOOD PREP. NES	GER			69	69	ALL	DIV. PREP. ALIM. NDA
	ITALY			138	138	ITAL	
	NETH			39	39	P. BAS	
	LIBER			2	2	LIBER	
	PANAM	22			22	PANAM	
	OTHER	1,059	225		1,284	AUTRE	
COMMODITY TOTAL		1,081	225	248	1,554		TOTAL DE MARCHANDISE

TABLE 2. CARGOES UNLOADED AT CANADIAN PORTS FROM FOREIGN COUNTRIES.

TABLEAU 2. MARCHANDISES DECHARGEES DANS LES PORTS CANADIENS EN PROVENANCE DE PAYS ETRANGERS.

COUNTRY OF ORIGIN AND KIND OF CARGO	REGISTRY OF VESSEL	ATLANTIC ATLANTIQUE	GREAT LAKES GRANDS LACS	PACIFIC PACIFIQUE	TOTAL TOTAL	IMMATIC. OU NAVIRE	PAYS D'ORIGINE ET MARCHANDISE
PORTUGAL WINES	NETH			43	43	P.BAS	PORTUGAL
	LIBER			409	409	LIBER	VINS
	OTHER	17	8	2	27	AUTRE	SUITE
COMMODITY TOTAL		17	8	454	479		TOTAL DE MARCHANDISE
DIST.ALCOHOLIC BEV.	GER			71	71	ALL	BOISS.ALCOOL.DIST.
	NETH			303	303	P.BAS	
	PANAM	6			6	PANAM	
	OTHER			397	397	AUTRE	
COMMODITY TOTAL		6		771	777		TOTAL DE MARCHANDISE
CRUDE WOOD MTL.S. NES	OTHER	122	57	1	180	AUTRE	MATIERES BOIS BRUT NDA
WOOL AND ANIMAL HAIR	LIBER			2	2	LIBER	LAINES,POILS DANIMAL
TEXTILE FIBRES NES	OTHER	10			10	AUTRE	FIBRES TEXTILES NDA
STDNF,CRUDE NES	GER			34	34	ALL	PIERRE BRUTE NDA
	OTHER	125		27	152	AUTRE	
COMMODITY TOTAL		125		61	186		TOTAL DE MARCHANDISE
CRUDE NON-MET.MIN.NES	OTHER	83			83	AUTRE	MIN.NON-MET.BRUTS NDA
VENEER,PLYWOOD	OTHER	78			78	AUTRE	PLACAGES,CONTRE-PLAQ.
WOOD FAB.MATERIALS	GER			1	1	ALL	DEMI-PRODUITS EN BOIS
	ITALY			8	8	ITAL	
	LIBER			2	2	LIBER	
	PANAM	22			22	PANAM	
	OTHER	795	83	3	881	AUTRE	
COMMODITY TOTAL		817	83	14	914		TOTAL DE MARCHANDISE
PAPER NES	OTHER	1			1	AUTRE	PAPIER NDA
PAPERBOARD	OTHER	2			2	AUTRE	CARTON
CORDAGE,TWINE,ROPE	GER			3	3	ALL	CORDAGE,FICELLE,CORDE
	ITALY			10	10	ITAL	
	NETH			21	21	P.BAS	
	LIBER			9	9	LIBER	
	PANAM	133			133	PANAM	
	OTHER			39	39	AUTRE	
COMMODITY TOTAL		133		82	215		TOTAL DE MARCHANDISE
TEXTILE FAB.MTL NES	LIBER			1	1	LIBER	OUVR.EN MAT.TEXT.NDA
	PANAM	56			56	PANAM	
	OTHER	67			67	AUTRE	
COMMODITY TOTAL		123		1	124		TOTAL DE MARCHANDISE
VEG.OILS,FATS NES	ITALY			5	5	ITAL	TOTAL DE MARCHANDISE
	LIBER	349		35	384	LIBER	HUIL.MAT.GRAS.VEG.NDA
	PANAM	4	3		7	PANAM	
	OTHER			17	17	AUTRE	
COMMODITY TOTAL		353	3	57	413		TOTAL DE MARCHANDISE
ORGANIC CHEMICALS NES	NETH			120	120	P.BAS	PROD.CHIM.ORGAN.NDA
	OTHER	19			19	AUTRE	
COMMODITY TOTAL		19		120	139		TOTAL DE MARCHANDISE
SYNTHETIC RUBBER	OTHER			10	10	AUTRE	CAOUTCHOUC SYNTHETIQUE
PLASTIC MATERIALS	ITALY			18	18	ITAL	MATIERES PLASTIQUES
	OTHER			4	4	AUTRE	
COMMODITY TOTAL				22	22		TOTAL DE MARCHANDISE
ZINC AND ALLOYS	OTHER	5			5	AUTRE	ZINC ET ALLIAGES
METAL FAB.BASIC PROD.	OTHER	34			34	AUTRE	OUVR.DE BASE EN METAL
GLASS BASIC PRODUCTS	OTHER	9			9	AUTRE	OUVR.DE BASE EN VERRE
NON-MET.MIN.BASIC PROD	PANAM	50			50	PANAM	PROD.MIN.NON-MET.BASE
	OTHER	8			8	AUTRE	
COMMODITY TOTAL		58			58		TOTAL DE MARCHANDISE
MISC.FABRICATED PROD.	NETH			16	16	P.BAS	OUVRAGES DIVERS
MACHINERY NES	PANAM	2			2	PANAM	MACHINES NDA
	OTHER	9			9	AUTRE	
COMMODITY TOTAL		11			11		TOTAL DE MARCHANDISE
PASS.AUTOS AND CHASSIS	NETH			1	1	P.BAS	VOITURES PART.,CHASSIS
	OTHER	1	2		3	AUTRE	
COMMODITY TOTAL		1	2	1	4		TOTAL DE MARCHANDISE
SHIPS,AIRCRAFT,MIS.VEH	NETH			96	96	P.BAS	NAVIRES,AVIONS,VEH.DIV
PERSONAL,HSEHOLD GOODS	NETH			1	1	P.BAS	ART.PERS.ET MENAGERS
	LIBER			20	20	LIBER	
	PANAM	14			14	PANAM	
	OTHER	35	4	6	45	AUTRE	
COMMODITY TOTAL		49	4	27	80		TOTAL DE MARCHANDISE
CONTAINERS,CLOSURES	OTHER		7		7	AUTRE	CONTENEURS,FERMETURES
MISC. END PRODUCTS NES	PANAM	12	3		15	PANAM	PRODUITS FINIS DIV.NDA
	OTHER	138	190	2	330	AUTRE	
COMMODITY TOTAL		150	193	2	345		TOTAL DE MARCHANDISE
GENERAL CARGO	GER			2	2	ALL	MARCHANDISES DIVERSES
	NETH			1	1	P.BAS	
	PANAM	25	38		63	PANAM	
	OTHER	20	665	40	725	AUTRE	
COMMODITY TOTAL		45	703	43	791		TOTAL DE MARCHANDISE
CONTAINERIZED FREIGHT	GER	302			302	ALL	FRET CONTENEURESE
	ITALY	3,173			3,173	ITAL	
	OTHER	6,705			6,705	AUTRE	
COMMODITY TOTAL		10,180			10,180		TOTAL DE MARCHANDISE
COUNTRY/REGION TOTAL		13,813*	1,477*	2,881*	18,171*		TOTAL DE PAYS/REGION
SPAIN FISH,FRESH OR FROZEN	ITALY			2	2	ITAL	ESPAGNE
							POISSON,FRAIS OU CONG.

TABLE 2. CARGOES UNLOADED AT CANADIAN PORTS FROM FOREIGN COUNTRIES.

TABLEAU 2. MARCHANDISES DECHARGEES DANS LES PORTS CANADIENS EN PROVENANCE DE PAYS ETRANGERS.

COUNTRY OF ORIGIN AND KIND OF CARGO	REGISTRY OF VESSEL	ATLANTIC ATLANTIQUE	GREAT LAKES GRANDS LACS	PACIFIC PACIFIQUE	TOTAL TOTAL	IMMATIC. DU NAVIRE	PAYS D'ORIGINE ET MARCHANDISE
SPAIN	CONT.						ESPAGNE SUITE
	NETH OTHER			4	4	P. BAS AUTRE	
COMMODITY TOTAL				4	4		TOTAL DE MARCHANDISE
FISH, SALTED OR CURED	OTHER		29		29	AUTRE	POISSON, SALE OU FUME
FISH, CANNED	OTHER			4	4	AUTRE	POISSON EN BOITES
FRESH FRUITS, BERRIES	PANAM OTHER		17		17	PANAM AUTRE	FRUITS, BAIES FRAIS
COMMODITY TOTAL		3	17		20		TOTAL DE MARCHANDISE
FRUIT JUICES	ITALY LIBER OTHER			26	26	ITAL LIBER AUTRE	JUS DE FRUIT
COMMODITY TOTAL			53	32	85		TOTAL DE MARCHANDISE
FRUIT PULP, PUREE	OTHER		7		7	AUTRE	PULPE DE FRUIT, PUREE
FRUIT, PRES. NOT CANNED	ITALY PANAM OTHER	1,007	207	57	1,214	ITAL PANAM AUTRE	CONS. FRUITS NON BOITE
COMMODITY TOTAL		1,199	220	57	1,476		TOTAL DE MARCHANDISE
FRUITS, PREP. CANNED	ITALY LIBER OTHER			169	169	ITAL LIBER AUTRE	FRUITS PREP. EN BOITE
COMMODITY TOTAL		65		174	239		TOTAL DE MARCHANDISE
NUTS, EXC. OIL NUTS NES	ITALY LIBER OTHER			14	14	ITAL LIBER AUTRE	NOIX, SAUF OLEAG. NDA
COMMODITY TOTAL		2	39	20	61		TOTAL DE MARCHANDISE
VEGETABLES, FRESH	ITALY OTHER		106	126	126	ITAL AUTRE	LEGUMES, FRAIS
COMMODITY TOTAL		9	106	126	241		TOTAL DE MARCHANDISE
VEGETABLE PREP. NES	ITALY PANAM OTHER	264		101	264	ITAL PANAM AUTRE	PREP. DE LEGUMES NDA
COMMODITY TOTAL		21	68	148	237		TOTAL DE MARCHANDISE
COCOA AND CHOCOLATE	OTHER		2		2	AUTRE	CACAO ET. CHOCOLAT
SPICES	PANAM OTHER	6	12		6	PANAM AUTRE	EPICES
COMMODITY TOTAL		14	12		26		TOTAL DE MARCHANDISE
MISC. FOOD PREP. NES	ITALY LIBER PANAM OTHER	107		20	127	ITAL LIBER PANAM AUTRE	DIV. PREP. ALIM. NDA
COMMODITY TOTAL		54	48	46	2,244		TOTAL DE MARCHANDISE
NON-ALCOHOLIC BEVERAGE WINES	ITALY GER ITALY LIBER PANAM OTHER	2,196	48		2,451	ITAL ALL ITAL LIBER PANAM AUTRE	BOISSONS NON-ALCOOLIQ. VINS
COMMODITY TOTAL		25	48	46	2,451		TOTAL DE MARCHANDISE
DIST. ALCOHOLIC BEV.	GER ITALY NETH NORW OTHER	12	334	3	349	ITAL ALL ITAL P. BAS NORV AUTRE	BOISS. ALCOOL. DIST.
COMMODITY TOTAL		21	334	294	649		TOTAL DE MARCHANDISE
CRUDE WOOD MTL. NES	ITALY OTHER	124		8	132	ITAL AUTRE	MATIERES BOIS BRUT NDA
COMMODITY TOTAL		31		8	163		TOTAL DE MARCHANDISE
TEXTILE FIBRES NES	ITALY OTHER	155			32	ITAL AUTRE	FIBRES TEXTILES NDA
COMMODITY TOTAL		60			60		TOTAL DE MARCHANDISE
FLUORSPAR	GER LIBER PANAM	92			92	ALL LIBER PANAM	SPATH FLUOR
COMMODITY TOTAL		6,888	11,557		6,888		TOTAL DE MARCHANDISE
SALT	OTHER	125	11,557	5	11,557	AUTRE	SEL
CRUDE NON-MET. MIN. NES	OTHER				149	AUTRE	MIN. NON-MET. BRUTS NDA
LEATHER	ITALY OTHER	149		1	1	ITAL AUTRE	CUIR
COMMODITY TOTAL		10		1	11		TOTAL DE MARCHANDISE
VENEER, PLYWOOD	OTHER	10			77	AUTRE	PLACAGES, CONTRE-PLAQ.
WOOD FAB. MATERIALS	ITALY LIBER PANAM OTHER	77		1	9	ITAL LIBER PANAM AUTRE	OEMI-PRODUITS EN BOIS
COMMODITY TOTAL		64	71	3	64		TOTAL DE MARCHANDISE
PAPER NES	OTHER	495	135	13	569	AUTRE	PAPIER NDA
CORDAGE, TWINE, ROPE	PANAM	495			13	PANAM	CORDAGE, FICELLE, CORDE
TEXTILE FAB. MTL NES	ITALY PANAM OTHER	3			12	ITAL PANAM AUTRE	OUVR. EN MAT. TEXT. NDA
COMMODITY TOTAL		23	2		25		TOTAL DE MARCHANDISE
VEG. OILS, FATS NES	ITALY LIBER OTHER	92	2		92	ITAL LIBER AUTRE	HUIL. MAT. GRAS. VEG. NDA
COMMODITY TOTAL		127	2		129		TOTAL DE MARCHANDISE
INSTALL. SALTS	GER		22	31	53	ALL	SELS METALLIQUES

TABLE 2. CARGOES UNLOADED AT CANADIAN PORTS FROM FOREIGN COUNTRIES.

TABLÉAU 2. MARCHANDISES DECHARGÉES DANS LES PORTS CANADIENS EN PROVENANCE DE PAYS ÉTRANGERS.

COUNTRY OF ORIGIN AND KIND OF CARGO	REGISTRY OF VESSEL	ATLANTIC ATLANTIQUE	GREAT LAKES GRANDS LACS	PACIFIC PACIFIQUE	TOTAL TOTAL	IMMATIC. OU NAVIRE	PAYS D'ORIGINE ET MARCHANDISE
SPAIN CONT. INORGANIC CHEMS. NES	ITALY OTHER		1	18	18	ITAL	ESPAGNE SUITE PROD.CHIM. INORG.NDA
COMMODITY TOTAL			1	18	19	AUTRE	TOTAL DE MARCHANDISE
ORGANIC CHEMICALS NES	ITALY LIBER OTHER	2		6	2	ITAL LIBER	PROD.CHIM.ORGAN.NDA
COMMODITY TOTAL		43	14	8	65	AUTRE	TOTAL DE MARCHANDISE
PLASTIC MATERIALS DYE STUFF, PIGMENT, PAINT CHEM. SPECIALTIES NES	LIBER NETH ITALY OTHER	45	14	14	73	LIBER P.BAS ITAL	MATIERES PLASTIQUES MAT.COLOR.PIG.PEINTURE PROD.CHIM.SPECIALIAUX NDA
COMMODITY TOTAL		2		6	2	AUTRE	TOTAL DE MARCHANDISE
BARS AND RODS, STEEL PLATE & SHEET STEEL	OTHER NORW PANAM OTHER		22	5,948	5,948	AUTRE NDRV PANAM	BARRES ET TIGES ACIER TOLES, FEUILLES D'ACIER
COMMODITY TOTAL		3,801	5,948		10,028	AUTRE	TOTAL DE MARCHANDISE
STRUCTURAL SHAPES PIPES, TUBES: IRON, STEEL METAL FAB. BASIC PROD.	OTHER OTHER GER ITALY NETH LIBER OTHER	279 538	80	26	80	AUTRE ALL ITAL P.BAS LIBER	PROFILES DE CONSTRUCT. TUYAUX, TUBES: FER, ACIER OUVR. DE BASE EN METAL
COMMODITY TOTAL		496	7	12	515	AUTRE	TOTAL DE MARCHANDISE
BRICKS, TILES NES GLASS BASIC PRODUCTS	OTHER GER NETH PANAM OTHER	496 26	7 61	56	559	ITAL P.BAS LIBER	BRIQUES, TUILLES NDA OUVR. DE BASE EN VERRE
COMMODITY TOTAL		847	15	483	1,345	AUTRE	TOTAL DE MARCHANDISE
NON-MET. MIN. BASIC PROD	ITALY LIBER OTHER	847	18	893	1,758	ITAL LIBER	PROD. MIN. NON-MET. BASE
COMMODITY TOTAL		84	89	32	205	AUTRE	TOTAL DE MARCHANDISE
MACHINERY NES	ITALY NETH LIBER PANAM OTHER	84	89	3	19 15 25 3	ITAL P.BAS LIBER PANAM	MACHINES NDA
COMMODITY TOTAL		813	184	6	1,003	AUTRE	TOTAL DE MARCHANDISE
PASS. AUTOS AND CHASSIS	ITALY OTHER	813	187	65	1,065	ITAL	VOITURES PART., CHASSIS
COMMODITY TOTAL		2		1	3	AUTRE	TOTAL DE MARCHANDISE
MOTOR VEHICLE ENGINES	ITALY PANAM OTHER	2		5	5	ITAL PANAM	MOTEURS DE VEH. AUTOM.
COMMODITY TOTAL		171		5	171	AUTRE	TOTAL DE MARCHANDISE
ROAD MOTOR VEH. NES	ITALY LIBER OTHER	173		7	178	ITAL LIBER	VEH. AUTOM. ROUTIERS NDA
COMMODITY TOTAL		155		1	156	AUTRE	TOTAL DE MARCHANDISE
SHIPS, AIRCRAFT, MIS. VEH	ITALY OTHER	155		12	167	ITAL	NAVIRES, AVIONS, VEH. DIV
COMMODITY TOTAL		1	5	5	11	AUTRE	TOTAL DE MARCHANDISE
RUBBER TIRES AND TUBES	GER ITALY NETH OTHER	1	5	5	11	ALL ITAL P.BAS	PNEUS, CHAMBRES A AIR
COMMODITY TOTAL		38	14	1	53	AUTRE	TOTAL DE MARCHANDISE
EQUIPMENT MISC.	GER ITALY NETH LIBER PANAM OTHER	38	14	58	110	ALL ITAL P.BAS LIBER PANAM	MATERIEL DIVERS
COMMODITY TOTAL		126	28	1	155	AUTRE	TOTAL DE MARCHANDISE
PERSONAL, HOUSEHOLD GOODS	GER ITALY NETH LIBER PANAM OTHER	132	30	60	222	ALL ITAL P.BAS LIBER PANAM	ART. PERS. ET MENAGERS
COMMODITY TOTAL		2		1	3	AUTRE	TOTAL DE MARCHANDISE
CONTAINERS, CLOSURES MISC. END PRODUCTS NES	OTHER ITALY NETH PANAM OTHER	2		28	28	AUTRE ITAL P.BAS PANAM	CONTENEURS, FERMETURES PRODUITS FINIS DIV. NDA
COMMODITY TOTAL		50	4	1	54	AUTRE	TOTAL DE MARCHANDISE
GENERAL CARGO	ITALY NETH PANAM OTHER	53	4	29	86	ITAL P.BAS PANAM	MARCHANDISES DIVERSES
COMMODITY TOTAL		21	481	1	502	AUTRE	TOTAL DE MARCHANDISE
CONTAINERIZED FREIGHT	GER	2,753	554	14	3,321	ALL	FRET CONTENEURESE
		2,932	1,035	15	3,982		

TABLE 2. CARGOES UNLOADED AT CANADIAN PORTS FROM FOREIGN COUNTRIES.

TABLEAU 2. MARCHANDISES DECHARGEES DANS LES PORTS CANADIENS EN PROVENANCE DE PAYS ETRANGERS.

COUNTRY OF ORIGIN AND KIND OF CARGO	REGISTRY OF VESSEL	ATLANTIC ATLANTIQUE	GREAT LAKES GRANDS LACS	PACIFIC PACIFIQUE	TOTAL TOTAL	IMMATIC. DU NAVIRE	PAYS D'ORIGINE ET MARCHANDISE
SPAIN CONT. ESPAGNE SUITE							
	ITALY	970			970	ITAL	
	LIBER	215			215	LIBER	
	OTHER	5,320	128		5,448	AUTRE	
COMMODITY TOTAL		7,408	128		7,536		TOTAL DE MARCHANDISE
COUNTRY/REGION TOTAL		30,091*	21,089*	3,439*	54,619*		TOTAL DE PAYS/REGION
SWEDEN SUEDE							
SHELL FISH, NES	DENMK	165			165	DANMK	MOLLUSQUES CRUST., NDA
WINES	NORW	2			2	NORV	VINS
CRUDE WOOD MTLs. NES	OTHER	20			20	AUTRE	MATIERES BOIS BRUT NDA
IRON ORE AND CONC	GREEK	29,763			29,763	GRECQ	MINERAL, CONC. DE FER
	NORW	36,963			36,963	NORV	
COMMODITY TOTAL		66,726			66,726		TOTAL DE MARCHANDISE
STONE, CRUDE NES	SWEDN	482			482	SUEDE	PIERRE BRUTE NDA
	OTHER	230	336		566	AUTRE	
COMMODITY TOTAL		712	336		1,048		TOTAL DE MARCHANDISE
LUMBER AND TIMBER	SWEDN	77			77	SUEDE	BOIS D'OEUVRE ET CHARP.
	OTHER	10			10	AUTRE	
COMMODITY TOTAL		87			87		TOTAL DE MARCHANDISE
VENEER, PLYWOOD	SWEON	7			7	SUEDE	PLACAGES, CONTRE-PLAQ.
	OTHER	46			46	AUTRE	
COMMODITY TOTAL		53			53		TOTAL DE MARCHANDISE
WOOD FAB. MATERIALS	SWEDN	78			78	SUEDE	DEMI-PRODUITS EN BOIS
PULP	GER	6,879			6,879	ALL	PATE
	NORW		661		661	NORV	
	SWEDN	3,505			3,505	SUEDE	
	OTHER	2,224			2,224	AUTRE	
COMMODITY TOTAL		12,608	661		13,269		TOTAL DE MARCHANDISE
PAPER NES	NORW	37			37	NORV	PAPIER NDA
	OTHER	54	21		75	AUTRE	
COMMODITY TOTAL		91	21		112		TOTAL DE MARCHANDISE
BLDG. PAPER AND BOARD	GER	7	5		12	ALL	PLAQ. CONSTR., PAP/CART.
	SWEDN	75			75	SUEDE	
	OTHER		316		316	AUTRE	
COMMODITY TOTAL		82	321		403		TOTAL DE MARCHANDISE
CORDAGE, TWINE, RDPE	NORW	1			1	NORV	CORDAGE, FICELLE, CORDE
TEXTILE FAB. MTL NES	SWEDN	6			6	SUEDE	OUVR. EN MAT. TEXT. NDA
SULPHURIC ACID	NORW	40,559			40,559	NORV	ACIDE SULFURIQUE
	SWEDN	22,651			22,651	SUEDE	
COMMODITY TOTAL		63,210			63,210		TOTAL DE MARCHANDISE
ORGANIC CHEMICALS NES	OTHER	363			363	AUTRE	PROD. CHIM. ORGAN. NDA
EXPLOS., FUSES, CAPS	OTHER	9			9	AUTRE	EXPLOS., AMORCES, DET.
AGRICULTURAL CHEMICALS	SWEDN			2	2	SUEDE	PROD. CHIM. AGRICOLES
SYNTHETIC RUBBER	SWEDN	21			21	SUEDE	CAOUTCHOUC SYNTHETIQUE
PLASTIC MATERIALS	SWEDN	60			60	SUEDE	MATIERES PLASTIQUES
	OTHER		51		51	AUTRE	
COMMODITY TOTAL		60	51		111		TOTAL DE MARCHANDISE
DYESTUFF, PIGMENT, PAINT	U K	1			1	R U	MAT. COLOR, PIG, PEINTURE
FERRO-ALLOYS	SWEDN	373			373	SUEDE	FERRO-ALLIAGES
	OTHER	778			778	AUTRE	
COMMODITY TOTAL		1,151			1,151		TOTAL DE MARCHANDISE
PRIMARY IRON, STEEL NES	SWEDN	271			271	SUEDE	FER, ACIER PRIMAIR. NDA
	OTHER	24	545		569	AUTRE	
COMMODITY TOTAL		295	545		840		TOTAL DE MARCHANDISE
CASTINGS, FORGINGS	SWEDN			8	8	SUEDE	MOUL. PIECES FORGEES
BARs AND RODS, STEEL	NORW		97		97	NORV	BARRES ET TIGES ACIER
	SWEDN	7		2	9	SUEDE	
COMMODITY TOTAL		7	97	2	106		TOTAL DE MARCHANDISE
PLATE & SHEET STEEL	NORW	5	17		22	NORV	TOLES, FEUILLES DACIER
	SWEDN	515		44	559	SUEDE	
	OTHER	591	1,358		1,949	AUTRE	
COMMODITY TOTAL		1,111	1,375	44	2,530		TOTAL DE MARCHANDISE
STRUCTURAL SHAPES	NORW		19		19	NORV	PROFILES DE CONSTRUCT.
	SWEDN	140		68	208	SUEDE	
	OTHER	736	1,569		2,305	AUTRE	
COMMODITY TOTAL		876	1,588	68	2,532		TOTAL DE MARCHANDISE
PIPES, TUBES: IRON, STEEL	DENMK			3	3	DANMK	TUYAUX, TUBES: FER, ACIER
	GER	3			3	ALL	
	SWEDN			8	8	SUEDE	
COMMODITY TOTAL		3		11	14		TOTAL DE MARCHANDISE
WIRE	GER	2			2	ALL	FIL METALLIQUE
	SWEDN	9			9	SUEDE	
COMMODITY TOTAL		11			11		TOTAL DE MARCHANDISE
ALUMINUM	SWEDN	83			83	SUEDE	ALUMINIUM
	OTHER	42			42	AUTRE	
COMMODITY TOTAL		125			125		TOTAL DE MARCHANDISE
METAL FAB. BASIC PRD.	GER		21		21	ALL	OUVR. DE BASE EN METAL
	NORW		40		40	NORV	
	SWEDN	168			168	SUEDE	
	OTHER	60	78		138	AUTRE	
COMMODITY TOTAL		228	139		367		TOTAL DE MARCHANDISE
NON-MET. MIN. BASIC PRD	GER	4			4	ALL	PRD. MIN. NON-MET. BASE
	SWEDN	79			79	SUEDE	
	OTHER	61			61	AUTRE	
COMMODITY TOTAL		144			144		TOTAL DE MARCHANDISE

TABLE 2. CARGOES UNLOADED AT CANADIAN PORTS FROM FOREIGN COUNTRIES.

TABLEAU 2. MARCHANDISES DECHARGEES DANS LES PORTS CANADIENS EN PROVENANCE DE PAYS ETRANGERS.

COUNTRY OF ORIGIN AND KIND OF CARGO	REGISTRY OF VESSEL	ATLANTIC ATLANTIQUE	GREAT LAKES GRANDS LACS	PACIFIC PACIFIQUE	TOTAL TOTAL	IMMATIC. OU NAVIRE	PAYS D'ORIGINE ET MARCHANDISE
SWEDEN CONT.							SUEDE SUITE
TRACTORS	SWEDN	481		173	654	SUEDE	TRACTEURS
MACHINERY NES	U K	75			75	R U	MACHINES NDA
	DENMK			53	53	DANMK	
	GER	198	16		214	ALL	
	NETH	27			27	P.BAS	
	NDRW	3	223		226	NORV	
	SWEDN	1,204		96	1,300	SUEDE	
	OTHER	1,381	179		1,560	AUTRE	
COMMODITY TOTAL		2,888	418	149	3,455		TOTAL DE MARCHANDISE
PASS.AUTOS AND CHASSIS	U K	1,970			1,970	R U	VOITURES PART.,CHASSIS
	GER	723			723	ALL	
	NETH	1			1	P.BAS	
	SWEDN	933		406	1,339	SUEDE	
	OTHER	82			82	AUTRE	
COMMODITY TOTAL		3,709		406	4,115		TOTAL DE MARCHANDISE
TRUCKS AND CHASSIS	SWEDN			4	4	SUEDE	CAMIONS ET CHASSIS
MOTOR VEHICLE ENGINES	U K	1,991			1,991	R U	MOTEURS DE VEH.AUTOM.
	GER	1,323			1,323	ALL	
	NETH	983			983	P.BAS	
	SWEDN	1,860		21	1,881	SUEDE	
	OTHER	134			134	AUTRE	
COMMODITY TOTAL		6,291		21	6,312		TOTAL DE MARCHANDISE
ROAD MOTOR VEH. NES	U K	22			22	R U	VEH.AUTOM.,RDUTIERS NDA
	GER	20			20	ALL	
	SWEDN	2		4	6	SUEDE	
COMMODITY TOTAL		44		4	48		TOTAL DE MARCHANDISE
SHIPS,AIRCRAFT,MIS.VEH	U K			7	7	R U	NAVIRES,AVIONS,VEH.DIV
	DENMK			4	4	DANMK	
	SWEDN	4		15	19	SUEDE	
	OTHER	1			1	AUTRE	
COMMODITY TOTAL		5		26	31		TOTAL DE MARCHANDISE
EQUIPMENT MISC.	DENMK			1	1	DANMK	MATERIEL DIVERS
	GER	321	379		700	ALL	
	SWEDN	564			564	SUEDE	
	OTHER	41			41	AUTRE	
COMMODITY TOTAL		926	379	1	1,306		TOTAL DE MARCHANDISE
PERSONAL,HOUSEHOLD GOODS	GER	6			6	ALL	ART.PERS.ET MENAGERS
	NDRW	9	5		14	NORV	
	SWEDN	10		3	13	SUEDE	
	OTHER		28		28	AUTRE	
COMMODITY TOTAL		19	39	3	61		TOTAL DE MARCHANDISE
PISTOLS,AMMUNITION	GER	24			24	ALL	ARMES A FEU,MUNITIONS
	NORV	3			3	NORV	
COMMODITY TOTAL		27			27		TOTAL DE MARCHANDISE
CONTAINERS,CLOSURES	SWEDN	26			26	SUEDE	CONTENEURS,FERMETURES
	OTHER	2			2	AUTRE	
COMMODITY TOTAL		28			28		TOTAL DE MARCHANDISE
MISC. END PRODUCTS NES	GER	1			1	ALL	PRODUITS FINIS DIV.NDA
	SWEDN	3			3	SUEDE	
	OTHER	9			9	AUTRE	
COMMODITY TOTAL		13			13		TOTAL DE MARCHANDISE
GENERAL CARGO	GER	41			41	ALL	MARCHANDISES DIVERSES
	NORV		15		15	NORV	
	SWEDN	626			626	SUEDE	
	OTHER	2,265			2,265	AUTRE	
COMMODITY TOTAL		2,932	15		2,947		TOTAL DE MARCHANDISE
CONTAINERIZED FREIGHT	U K	51,224			51,224	R U	FRET CONTENEURESE
	DENMK			1,833	1,833	DANMK	
	GER	19,840		2,704	22,544	ALL	
	NETH	3,765			3,765	P.BAS	
	SWEDN	11,827		4,470	16,297	SUEDE	
	OTHER	1,014			1,014	AUTRE	
COMMODITY TOTAL		87,670		9,007	96,677		TOTAL DE MARCHANDISE
COUNTRY/REGION TOTAL		253,279*	5,985*	9,929*	269,193*		TOTAL DE PAYS/REGION
GERMANY EAST							ALLEMAGNE, EST
FISH,CANNED	DENMK	690			690	DANMK	POISSON EN BOITES
COUNTRY/REGION TOTAL		690*	*	*	690*		TOTAL DE PAYS/REGION
POLAND							POLOGNE
LIVE ANIMALS, NES	OTHER		5		5	AUTRE	ANIMAUX VIVANTS, NDA
MEAT,CURED	OTHER	38			38	AUTRE	VIANDE FUMEE OU SALEE
MEAT AND MEAT PREP.NES	OTHER	173			173	AUTRE	VIANDES ET PREP.NDA
CHEESE	OTHER	31			31	AUTRE	FROMAGE
FRESH FRUITS,BERRIES	OTHER	46			46	AUTRE	FRUITS, BAIES FRAIS
FRUIT,PRES.NOT CANNED	GER			13	13	ALL	CONS. FRUITS NON BOITE
VEGETABLE PREP.NES	GER			4	4	ALL	PREP. DE LEGUMES NDA
SUGAR PREPARATIONS	OTHER		18		18	AUTRE	PREP. A BASE DE SUCRE
MISC.FOOD PREP.NES	PANAM			38	38	PANAM	DIV.PREP.ALIM.NDA
	OTHER	515	51		566	AUTRE	
COMMODITY TOTAL		515	51	38	604		TOTAL DE MARCHANDISE
ALB,BLER,STOUT,PORTER	OTHER			1	1	AUTRE	ALB,BIER,STOUT,PORTER

TABLE 2. CARGOES UNLOADED AT CANADIAN PORTS FROM FOREIGN COUNTRIES.

TABLEAU 2. MARCHANDISES DECHARGEES DANS LES PORTS CANADIENS EN PROVENANCE DE PAYS ETRANGERS.

COUNTRY OF ORIGIN AND KIND OF CARGO	REGISTRY OF VESSEL	ATLANTIC ATLANTIQUE	GREAT LAKES GRANDS LACS	PACIFIC PACIFIQUE	TOTAL TOTAL	IMMATIC. DU NAVIRE	PAYS D'ORIGINE ET MARCHANDISE
POLAND							
DIST. ALCOHOLIC BEV.	GER			4	4	ALL	POLOGNE
	OTHER	28			28	AUTRE	BOISS. ALCOOL. DIST.
COMMODITY TOTAL		28		4	32		TOTAL DE MARCHANDISE
CRUDE ANIMAL PROD. NES	OTHER		31		31	AUTRE	PR. BRUTS ORIG. ANIM. NDA
CRUDE WOOD MTL. NES	OTHER	3,146			3,146	AUTRE	MATIERES BOIS BRUT NDA
TEXTILE FIBRES NES	OTHER	1,902			1,902	AUTRE	FIBRES TEXTILES NDA
RUBBER FAB. MATERIALS	OTHER	9			9	AUTRE	DEMI-PROD. CAOUTCHOUC
VENEER, PLYWOOD	OTHER	498	281		779	AUTRE	PLACAGES, CONTRE-PLAQ.
WOOD FAB. MATERIALS	OTHER	1,285			1,285	AUTRE	DEMI-PRODUITS EN BOIS
PAPERBOARD	OTHER	1,075			1,075	AUTRE	CARTON
BLOG. PAPER AND BOARD	OTHER	3,893	1,571		5,464	AUTRE	PLAQ. CONSTR., PAP/CART.
TEXTILE FAB. MTL NES	OTHER	1,027	365		1,392	AUTRE	OUVR. EN MAT. TEXT. NDA
INORGANIC CHEMS. NES	OTHER	9			9	AUTRE	PROD. CHIM. INORG. NDA
ORGANIC CHEMICALS NES	OTHER	36	1		37	AUTRE	PROD. CHIM. ORGAN. NDA
FERRO-ALLOYS	OTHER	20,644			20,644	AUTRE	FERRO-ALLIAGES
PRIMARY IRON, STEEL NES	OTHER		44		44	AUTRE	FER, ACIER PRIMAIR. NDA
CASTINGS, FORGINGS	OTHER	315			315	AUTRE	MOUL. PIECES FORGEES
BAR AND RODS, STEEL	OTHER	4,447	16,438		20,885	AUTRE	BARRES ET TIGES ACIER
PLATE & SHEET STEEL	DENMK	3,203			3,203	DANMK	TOL. FEUILLES DACIER
	OTHER	6,105	1,407		7,512	AUTRE	
COMMODITY TOTAL		9,308	1,407		10,715		TOTAL DE MARCHANDISE
STRUCTURAL SHAPES	LIBER	5,478			5,478	LIBER	PROFILES DE CONSTRUCT.
	OTHER	9,658	2,743		12,401	AUTRE	
COMMODITY TOTAL		15,136	2,743		17,879		TOTAL DE MARCHANDISE
WIRE	OTHER		1,250		1,250	AUTRE	FIL METALLIQUE
LEAD AND ALLOYS	OTHER	14			14	AUTRE	PLUMB ET ALLIAGES
ZINC AND ALLOYS	OTHER	228			228	AUTRE	ZINC ET ALLIAGES
NON-FERROUS METALS NES	OTHER	2,052			2,052	AUTRE	METAUX NON-FERREUX NDA
METAL FAB. BASIC PROD.	OTHER	433	273		706	AUTRE	OUVR. DE BASE EN METAL
GLASS BASIC PRODUCTS	OTHER	497	2,209		2,706	AUTRE	OUVR. DE BASE EN VERRE
NON-MET. MIN. BASIC PROD	OTHER	91			91	AUTRE	PROD. MIN. NON-MET. BASE
MISC. FABRICATED PROD.	OTHER	65			65	AUTRE	OUVRAGES DIVERS
MACHINERY NES	OTHER	20	174		194	AUTRE	MACHINES NDA
PASS. AUTOS AND CHASSIS	OTHER		1		1	AUTRE	VOITURES PART., CHASSIS
SHIPS, AIRCRAFT, MIS. VEH	OTHER	5			5	AUTRE	NAVIRES, AVIONS, VEH. DIV
RUBBER TIRES AND TUBES	OTHER		15		15	AUTRE	PNEUS, CHAMBERS A AIR
EQUIPMENT MISC.	OTHER	42	120		162	AUTRE	MATERIEL DIVERS
PERSONAL, HOUSEHOLD GOODS	OTHER	2,546	403		2,949	AUTRE	ART. PERS. ET MENAGERS
FIREARMS, AMMUNITION	OTHER		54		54	AUTRE	ARMES A FED, MUNITIONS
CONTAINERS, CLOSURES	OTHER		46		46	AUTRE	CONTENEURS, FERMETURES
MISC. END PRODUCTS NES	PANAM				6	PANAM	PRODUITS FINIS DIV. NDA
	OTHER	183			183	AUTRE	
COMMODITY TOTAL		183			189		TOTAL DE MARCHANDISE
GENERAL CARGO	OTHER	8,346	169		8,515	AUTRE	MARCHANDISES DIVERSES
CONTAINERIZED FREIGHT	OTHER	105	215		320	AUTRE	FRET CONTENEURESE
COUNTRY/REGION TOTAL		78,188*	27,884*	66*	106,138*		TOTAL DE PAYS/REGION
ROUMANIA							ROUMANIE
MISC. FOOD PREP. NES	OTHER	272			272	AUTRE	DIV. PREP. ALIM. NDA
FUEL OIL	ITALY	20,492			20,492	ITAL	MAZOUT
	NORW	3,400	12,150		15,550	NORV	
COMMODITY TOTAL		23,892	12,150		36,042		TOTAL DE MARCHANDISE
GLASS BASIC PRODUCTS	OTHER		520		520	AUTRE	OUVR. DE BASE EN VERRE
GENERAL CARGO	OTHER	3			3	AUTRE	MARCHANDISES DIVERSES
COUNTRY/REGION TOTAL		24,167*	12,670*	*	36,837*		TOTAL DE PAYS/REGION
USSR - EUROP.							URSS - EUROP.
DAIRY PROD. EGGS, HDNEY	OTHER	33			33	AUTRE	PROD. LAIT., OEUFS, MIEL
VEGETABLES, FRESH	OTHER	453			453	AUTRE	LEGUMES, FRAIS
MISC. FOOD PREP. NES	OTHER	415			415	AUTRE	DIV. PREP. ALIM. NDA
NON-ALCOHOLIC BEVERAGE	OTHER	60			60	AUTRE	BOISSONS NON-ALCOOLIQ.
DIST. ALCOHOLIC BEV.	OTHER	75	110		240	AUTRE	BOISS. ALCOOL. DIST.
CRUDE WOOD MTL. NES	OTHER	2,938			2,938	AUTRE	MATIERES BOIS BRUT NDA
TEXTILE FIBRES NES	OTHER	2,787			2,787	AUTRE	FIBRES TEXTILES NDA
MANGANESE ORE	OTHER	10,913			10,913	AUTRE	MINERAI DE MANGANESE
ORES AND CONC. NES	OTHER	22			22	AUTRE	MINERAIS ET CONC. NDA
LUMBER AND TIMBER	OTHER	2			2	AUTRE	BOIS D'OEUVRE ET CHARP.
VENEER, PLYWOOD	OTHER		566		566	AUTRE	PLACAGES, CONTRE-PLAQ.
WOOD FAB. MATERIALS	OTHER	5,730			5,730	AUTRE	DEMI-PRODUITS EN BOIS
PULP	OTHER	1,517			1,517	AUTRE	PATE
BLOG. PAPER AND BOARD	OTHER	6,591	608		7,199	AUTRE	PLAQ. CONSTR., PAP/CART.
TEXTILE FAB. MTL. NES	OTHER	697			697	AUTRE	OUVR. EN MAT. TEXT. NDA
ORGANIC CHEMICALS NES	OTHER	23	104		127	AUTRE	PROD. CHIM. ORGAN. NDA
FERRO-ALLOYS	OTHER	750			750	AUTRE	FERRO-ALLIAGES
STRUCTURAL SHAPES	OTHER	749			749	AUTRE	PROFILES DE CONSTRUCT.
NICKEL AND ALLOYS	OTHER	780	136		916	AUTRE	NICKEL ET ALLIAGES
NON-FERROUS METALS NES	OTHER	837			837	AUTRE	METAUX NON-FERREUX NDA
TRACTORS	OTHER	111	1,267		1,378	AUTRE	TRACTEURS
MACHINERY NES	OTHER	469	86		555	AUTRE	MACHINES NDA
RAILWAY ROLLING STOCK	OTHER	118			118	AUTRE	MAT. ROL. DE CH. DE FER
MOTOR VEHICLE ENGINES	OTHER		44		44	AUTRE	MOTEURS DE VEH. AUTOM.
EQUIPMENT MISC.	OTHER	37	4		41	AUTRE	MATERIEL DIVERS

TABLE 2. CARGOES UNLOADED AT CANADIAN PORTS FROM FOREIGN COUNTRIES.

TABLEAU 2. MARCHANDISES DECHARGEES DANS LES PORTS CANADIENS EN PROVENANCE DE PAYS ETRANGERS.

COUNTRY OF ORIGIN AND KIND OF CARGO	REGISTRY OF VESSEL	ATLANTIC ATLANTIQUE	GREAT LAKES GRANDS LACS	PACIFIC PACIFIQUE	TOTAL TOTAL	IMMATIC. DU NAVIRE	PAYS D'ORIGINE ET MARCHANDISE
USSR - EUROP. CONT. PERSONAL, HOUSEHOLD GOODS	OTHER	29	15		44	AUTRE	URSS - EUROP. SUITE
FIREARMS, AMMUNITION	OTHER	14	58		72	AUTRE	ART. PERS. ET MENAGERS
MISC. END PRODUCTS NES	OTHER		29		29	AUTRE	ARMES A FEU, MUNITIONS
GENERAL CARGO	OTHER	2,798	19		2,817	AUTRE	PRODUITS FINIS DIV. NDA
CONTAINERIZED FREIGHT	OTHER	740			740	AUTRE	MARCHANDISES DIVERSES
COUNTRY/REGION TOTAL		39,708*	3,046*	55*	42,809*		FRET CONTENEURESE
							TOTAL DE PAYS/REGION
YUGOSLAVIA FISH, FRESH OR FROZEN	OTHER		10		10	AUTRE	YUGOSLAVIE
FISH, CANNED	ITALY			3	3	ITAL	POISSON, FRAIS OU CONG.
	OTHER		42		42	AUTRE	POISSON EN BOITES
COMMODITY TOTAL			42	3	45		TOTAL DE MARCHANDISE
FRESH FRUITS, BERRIES	OTHER	5			5	AUTRE	FRUITS, BAIES FRAIS
FRUIT, PRES. NOT CANNED	OTHER		29		29	AUTRE	CONS. FRUITS NON BOITE
FRUITS, PREP. CANNED	OTHER		25		25	AUTRE	FRUITS PREP. EN BOITE
NUTS, EXC. OIL NUTS NES	OTHER	7			7	AUTRE	NOIX, SAUF OLEAG. NDA
VEGETABLES, FRESH	OTHER	29	26		55	AUTRE	LEGUMES, FRAIS
VEGETABLE PREP. NES	ITALY			2	2	ITAL	PREP. DE LEGUMES NDA
	OTHER	11	11		22	AUTRE	
COMMODITY TOTAL		11	11	2	24		TOTAL DE MARCHANDISE
COCOA AND CHOCOLATE	ITALY			2	2	ITAL	CACAO ET CHOCOLAT
SPICES	ITALY			2	2	ITAL	EPICES
MISC. FOOD PREP. NES	OTHER	787	33		820	AUTRE	DIV. PREP. ALIM. NDA
NON-ALCOHOLIC BEVERAGE	OTHER	2	140		142	AUTRE	BOISSONS NON-ALCOOLIQ.
WINES	OTHER	2			2	AUTRE	VINS
DIST. ALCOHOLIC BEV.	ITALY			42	42	ITAL	BOISS. ALCOOL. DIST.
	OTHER	29			29	AUTRE	
COMMODITY TOTAL		29		42	71		TOTAL DE MARCHANDISE
SEEDS FOR SOWING NES	OTHER		44		44	AUTRE	GRAINES DE SEMENCE NDA
CRUDE WOOD MTL. NES	OTHER	195			195	AUTRE	MATIERES BOIS BRUT NDA
WOOL AND ANIMAL HAIR	OTHER	16	8		24	AUTRE	LAIN, POILS DANIMAL
TEXTILE FIBRES NES	OTHER	46			46	AUTRE	FIBRES TEXTILES NDA
DRES AND CONC. NES	OTHER	81	2,204		2,285	AUTRE	MINERAIS ET CONC. NDA
COTTON, TEXTILE WASTE	OTHER	18			18	AUTRE	DECHETS DE COTON, TEXT.
WASTE AND SCRAP NES	OTHER	26			26	AUTRE	DECHETS ET REBUTS NDA
WOOD FAB. MATERIALS	ITALY			4	4	ITAL	DEMI-PRODUITS EN BOIS
	OTHER	725	26		751	AUTRE	
COMMODITY TOTAL		725	26	4	755		TOTAL DE MARCHANDISE
PAPERBOARD	OTHER	15			15	AUTRE	CARTON
JUTE WOVEN FABRICS	OTHER	22			22	AUTRE	TISSUS DE JUTE
TEXTILE FAB. MTL. NES	OTHER	177	1		178	AUTRE	DUVR. EN MAT. TEXT. NDA
INORGANIC CHEMS. NES	OTHER		24		24	AUTRE	PROD. CHIM. INORG. NDA
ORGANIC CHEMICALS NES	OTHER	226			226	AUTRE	PROD. CHIM. ORGAN. NDA
PLASTIC MATERIALS	OTHER	4			4	AUTRE	MATIERES PLASTIQUES
WIRE	OTHER	30			30	AUTRE	FIL METALLIQUE
ALUMINUM	OTHER	4	30		34	AUTRE	ALUMINIUM
COPPER AND ALLOYS	OTHER	223	115		338	AUTRE	CUIVRE ET ALLIAGES
ZINC AND ALLOYS	OTHER	1	72		73	AUTRE	ZINC ET ALLIAGES
NON-FERROUS METALS NES	OTHER	25			25	AUTRE	METAUX NON-FERREUX NDA
METAL FAB. BASIC PROD.	ITALY			50	50	ITAL	OUVR. DE BASE EN METAL
	OTHER	260	30		290	AUTRE	
COMMODITY TOTAL		260	30	50	340		TOTAL DE MARCHANDISE
GLASS BASIC PRODUCTS	OTHER	3	8		11	AUTRE	OUVR. DE BASE EN VERRE
MISC. FABRICATED PROD.	ITALY			1	1	ITAL	OUVRAGES DIVERS
	OTHER	35			35	AUTRE	
COMMODITY TOTAL		35		1	36		TOTAL DE MARCHANDISE
MACHINERY NES	OTHER	107	118		225	AUTRE	MACHINES NDA
PASS. AUTOS AND CHASSIS	OTHER	2			2	AUTRE	VOITURES PART., CHASSIS
ROAD MOTOR VEH. NES	OTHER	90			90	AUTRE	VEH. AUTOM. ROUTIERS NDA
SHIPS, AIRCRAFT, MIS. VEH	ITALY			18	18	ITAL	NAVIRES, AVIONS, VEH. DIV
	OTHER		2		2	AUTRE	
COMMODITY TOTAL			2	18	20		TOTAL DE MARCHANDISE
EQUIPMENT MISC.	ITALY			28	28	ITAL	MATERIEL DIVERS
	LIBER			5	5	LIBER	
	OTHER	94	64		158	AUTRE	
COMMODITY TOTAL		94	64	33	191		TOTAL DE MARCHANDISE
PERSONAL, HOUSEHOLD GOODS	ITALY			1	1	ITAL	ART. PERS. ET MENAGERS
	OTHER	1,131	199		1,330	AUTRE	
COMMODITY TOTAL		1,131	199	1	1,331		TOTAL DE MARCHANDISE
MISC. END PRODUCTS NES	OTHER	390	12		402	AUTRE	PRODUITS FINIS DIV. NDA
GENERAL CARGO	OTHER	13	816		829	AUTRE	MARCHANDISES DIVERSES
CONTAINERIZED FREIGHT	OTHER	13			13	AUTRE	FRET CONTENEURESE
COUNTRY/REGION TOTAL		4,844*	4,089*	158*	9,091*		TOTAL DE PAYS/REGION
BAHREIN PERSONAL, HOUSEHOLD GOODS	NORW			6	6	NORV	BAHREIN
							ART. PERS. ET MENAGERS
COUNTRY/REGION TOTAL		*	*	6*	6*		TOTAL DE PAYS/REGION
CYPRUS DRES AND CONC. NES	GREEK	2,240			2,240	GREQ	CYPRE
							MINERAIS ET CONC. NDA

TABLE 2. CARGOES UNLOADED AT CANADIAN PORTS FROM FOREIGN COUNTRIES.

TABLEAU 2. MARCHANDISES DECHARGEES DANS LES PORTS CANADIENS EN PROVENANCE DE PAYS ETRANGERS.

COUNTRY OF ORIGIN AND KIND OF CARGO	REGISTRY OF VESSEL	ATLANTIC ATLANTIQUE	GREAT LAKES GRANDS LACS	PACIFIC PACIFIQUE	TOTAL TOTAL	IMMATIC. DU NAVIRE	PAYS D'ORIGINE ET MARCHANDISE
CYPRUS	CONT.						CHYPRE
	OTHER	2,240			2,240	AUTRE	SUITE
COMMODITY TOTAL		4,480			4,480		TOTAL DE MARCHANDISE
COUNTRY/REGION TOTAL		4,480*	*	*	4,480*		TOTAL DE PAYS/REGION
IRAN							IRAN
DRIED FRUITS	NORW			529	529	NORV	FRUITS SECS
FRUIT, PRES. NOT CANNED	GREEK	917			917	GRECQ	CONS. FRUITS NON BOITE
CRUDE PETROLEUM	U K	803,630			803,630	R U	PETROLE BRUT
	NORW	406,561			406,561	NORV	
	SWEDN	110,557			110,557	SUEDE	
	LIBER	4,622,350			4,622,350	LIBER	
	JAPAN	251,837			251,837	JAPON	
	OTHER	274,615			274,615	AUTRE	
COMMODITY TOTAL		6,469,550			6,469,550		TOTAL DE MARCHANDISE
EQUIPMENT MISC.	NORW			65	65	NORV	MATERIEL DIVERS
PERSONAL, HSEHOLD GOODS	NORW			11	11	NORV	ART. PERS. ET MENAGERS
COUNTRY/REGION TOTAL		6,470,467*	*	605*	6,471,072*		TOTAL DE PAYS/REGION
IRAQ							IRAQ
DRIED FRUITS	OTHER	2,473			2,473	AUTRE	FRUITS SECS
COUNTRY/REGION TOTAL		2,473*	*	*	2,473*		TOTAL DE PAYS/REGION
ISRAEL							ISRAEL
FRESH FRUITS, BERRIES	U K	2,059			2,059	R U	FRUITS, BAIES FRAIS
	OTHER	11,573			11,573	AUTRE	
COMMODITY TOTAL		13,632			13,632		TOTAL DE MARCHANDISE
MISC. FOOD PREP. NES	GREEK			118	118	GRECQ	DIV. PREP. ALIM. NDA
WINES	GREEK			17	17	GRECQ	VINS
DIST. ALCOHOLIC BEV.	GREEK			43	43	GRECQ	BOISS. ALCOOL. DIST.
COPPER AND ALLOYS	GREEK			7	7	GRECQ	CUIVRE ET ALLIAGES
MACHINERY NES	GREEK			12	12	GRECQ	MACHINES NDA
PERSONAL, HSEHOLD GOODS	GREEK			1	1	GRECQ	ART. PERS. ET MENAGERS
CONTAINERIZED FREIGHT	DENMK	284			284	DANMK	FRET CONTENEURS
	LIBER	1,156			1,156	LIBER	
	OTHER	5,447			5,447	AUTRE	
COMMODITY TOTAL		6,887			6,887		TOTAL DE MARCHANDISE
COUNTRY/REGION TOTAL		20,519*	*	198*	20,717*		TOTAL DE PAYS/REGION
KUWAIT							KUWAIT
CRUDE PETROLEUM	U K	272,365			272,365	R U	PETROLE BRUT
	LIBER	229,764			229,764	LIBER	
COMMODITY TOTAL		502,129			502,129		TOTAL DE MARCHANDISE
PERSONAL, HSEHOLD GOODS	NORW			6	6	NORV	ART. PERS. ET MENAGERS
COUNTRY/REGION TOTAL		502,129*	*	6*	502,135*		TOTAL DE PAYS/REGION
LEBANON							LIBAN
VEGETABLES, DRIED	OTHER			60	60	AUTRE	LEGUMES, SECS
MISC. FOOD PREP. NES	OTHER	8			8	AUTRE	DIV. PREP. ALIM. NDA
DIST. ALCOHOLIC BEV.	OTHER	2			2	AUTRE	BOISS. ALCOOL. DIST.
PERSONAL, HSEHOLD GOODS	OTHER	3		1	4	AUTRE	ART. PERS. ET MENAGERS
COUNTRY/REGION TOTAL		13*	*	61*	74*		TOTAL DE PAYS/REGION
LIBYA							LIBYE
CRUDE PETROLEUM	GREEK	184,265			184,265	GRECQ	PETROLE BRUT
	NORW	54,003			54,003	NORV	
	SWEDN	50,397			50,397	SUEDE	
	LIBER	702,456			702,456	LIBER	
	OTHER	844,830			844,830	AUTRE	
COMMODITY TOTAL		1,835,951			1,835,951		TOTAL DE MARCHANDISE
COUNTRY/REGION TOTAL		1,835,951*	*	*	1,835,951*		TOTAL DE PAYS/REGION
SAUDI ARABIA							ARABIE SAOUDIT
CRUDE PETROLEUM	U K	260,715			260,715	R U	PETROLE BRUT
	LIBER	1,435,310			1,435,310	LIBER	
	JAPAN	622,984			622,984	JAPON	
COMMODITY TOTAL		2,319,009			2,319,009		TOTAL DE MARCHANDISE
PERSONAL, HSEHOLD GOODS	NORW			7	7	NORV	ART. PERS. ET MENAGERS
COUNTRY/REGION TOTAL		2,319,009*	*	7*	2,319,016*		TOTAL DE PAYS/REGION

TABLE 2. CARGOS UNLOADED AT CANADIAN PORTS FROM FOREIGN COUNTRIES.

TABLEAU 2. MARCHANDISES DECHARGEES DANS LES PORTS CANADIENS EN PROVENANCE DE PAYS ETRANGERS.

COUNTRY OF ORIGIN AND KIND OF CARGO	REGISTRY OF VESSEL	ATLANTIC ATLANTIQUE	GREAT LAKES GRANDS LACS	PACIFIC PACIFIQUE	TOTAL TOTAL	IMMATIC. OU NAVIRE	PAYS D'ORIGINE ET MARCHANDISE
TURKEY							
DRIED FRUITS	OTHER	188	9		197	AUTRE	TURQUIE
FRUITS, PREP. CANNED	OTHER		23		23	AUTRE	FRUITS SECS
NUTS, EXC. OIL NUTS NES	OTHER	475	281		756	AUTRE	FRUITS PREP. EN BOITE
VEGETABLE PREP. NES	OTHER	141			141	AUTRE	NOIX, SAUF OLEAG. NDA
MISC. FOOD PREP. NES	OTHER	533			533	AUTRE	PREP. DE LEGUMES NDA
WINES	OTHER		27		27	AUTRE	DIV. PREP. ALIM. NDA
TEXTILE FIBRES NES	OTHER	1			1	AUTRE	VINS
ORES AND CONC. NES	OTHER		4,480		4,480	AUTRE	FIBRES TEXTILES NDA
TEXTILE FAB. MTL NES	OTHER	1			1	AUTRE	MINERAIS ET CONC. NDA
GLASS BASIC PRODUCTS	OTHER	1	437		438	AUTRE	OUVR. EN MAT. TEXT. NDA
PERSONAL, HSEHOLD GOODS	OTHER	20			20	AUTRE	OUVR. OE. BASE EN VERRE
GENERAL CARGO	OTHER	80			80	AUTRE	ART. PERS. ET MENAGERS
COUNTRY/REGION TOTAL		1,440*	5,257*	*	6,697*		TOTAL DE PAYS/REGION
GHANA							
COCOA AND CHOCOLATE	U K	58	1,164		1,222	R U	GHANA
	LIBER	486	569		1,055	LIBER	CACAO ET CHOCOLAT
	OTHER	606	2,276		2,882	AUTRE	
COMMODITY TOTAL		1,150	4,009		5,159		TOTAL DE MARCHANDISE
COFFEE	U K	218			218	R U	CAFE
MISC. FOOD PREP. NES	OTHER	313			313	AUTRE	DIV. PREP. ALIM. NDA
ALUMINA, BAUXITE ORES	ITALY	16,093			16,093	ITALY	MINERAIS ALUMINE, BAUX.
	NORW	36,396			36,396	NORW	
COMMODITY TOTAL		52,489			52,489		TOTAL DE MARCHANDISE
MANGANESE ORE	NORW	20,496			20,496	NORW	MINERAIS DE MANGANESE
LUMBER AND TIMBER	U K	103	484		587	R U	BOIS D'OEUVRE ET CHARP.
	LIBER	47			47	LIBER	
	OTHER	914	781		1,695	AUTRE	
COMMODITY TOTAL		1,064	1,265		2,329		TOTAL DE MARCHANDISE
WOOD FAB. MATERIALS	OTHER	67			67	AUTRE	DEMI-PRODUITS EN BOIS
FUEL OIL	OTHER	17,425			17,425	AUTRE	MAZOUT
ALUMINIUM	LIBER	340			340	LIBER	ALUMINIUM
	PANAM	469			469	PANAM	
	OTHER	233	471		704	AUTRE	
COMMODITY TOTAL		1,042	471		1,513		TOTAL DE MARCHANDISE
PERSONAL, HSEHOLD GOODS	OTHER	62	2		64	AUTRE	ART. PERS. ET MENAGERS
GENERAL CARGO	U K	1			1	R U	MARCHANDISES DIVERSES
	OTHER	740			740	AUTRE	
COMMODITY TOTAL		741			741		TOTAL DE MARCHANDISE
COUNTRY/REGION TOTAL		95,067*	5,747*	*	100,814*		TOTAL DE PAYS/REGION
KENYA							
WHEAT FLOUR	NETH			13	13	P. BAS	KENYA
FRUITS, PREP. CANNED	NETH			7	7	P. BAS	FARINE DE BLE
VEGETABLES, DRIED	U K	24			24	R U	FRUITS PREP. EN BOITE
	NORW	7			7	NORW	LEGUMES, SECS
COMMODITY TOTAL		31			31		TOTAL DE MARCHANDISE
COFFEE	U K	2,997	292		3,289	R U	CAFE
	NETH			1,224	1,224	P. BAS	
	NORW	1,946	149		2,095	NORW	
COMMODITY TOTAL		4,943	441	1,224	6,608		TOTAL DE MARCHANDISE
TEA	U K	3,197	294		3,491	R U	THE
	NETH	1,647	133		2,997	P. BAS	
	NORW	2			2	NORW	
	OTHER	4,846	427	2,997	1,780	AUTRE	
COMMODITY TOTAL		37	25	2,997	8,270		TOTAL DE MARCHANDISE
SPICES	U K	9			9	R U	EPICES
	NORW	46	25		71	NORW	
COMMODITY TOTAL		35	91		126	R U	TOTAL DE MARCHANDISE
MISC. FOOD PREP. NES	U K	13			13	R U	DIV. PREP. ALIM. NDA
	NORW	48	91		139	NORW	
COMMODITY TOTAL		5			5	R U	TOTAL DE MARCHANDISE
CRUDE VEG. PROD. NES	U K	121			121	R U	PR. BRUTS ORIG. VEG. NDA
TEXTILE FIBRES NES	NORW		2		2	NORW	FIBRES TEXTILES NDA
WOOD FAB. MATERIALS	U K				2	R U	DEMI-PRODUITS EN BOIS
	NETH			2	2	P. BAS	
COMMODITY TOTAL		230	370		600	R U	TOTAL DE MARCHANDISE
CORDAGE, TWINE, ROPE	NETH			415	415	P. BAS	CORDAGE, FIGELLE, CORDE
	NORW	110	80		190	NORW	
COMMODITY TOTAL		340	450	415	1,205		TOTAL DE MARCHANDISE
JUTE WOVEN FABRICS	U K	5			5	R U	TISSUS DE JUTE
VEG. OILS, FATS NES	NETH			2	2	P. BAS	HUIL. MAT. GRAS. VEG. NDA
PASS. AUTOS AND CHASSIS	U K	11			11	R U	VOITURES PART., CHASSIS
SHIPS, AIRCRAFT, MIS. VEH	U K	1			1	R U	NAVIRES, AVIONS, VEH. DIV
PERSONAL, HSEHOLD GOODS	U K	84	57		141	R U	ART. PERS. ET MENAGERS
	NETH			103	103	P. BAS	
	NORW	19	80		99	NORW	
COMMODITY TOTAL		103	137	103	343		TOTAL DE MARCHANDISE
MISC. END. PRODUCTS NES	U K	13			13	R U	PR. DDUITS FINIS DIV. NDA
	NETH			25	25	P. BAS	
	NORW		2		2	NORW	

TABLE 2. CARGOES UNLOADED AT CANADIAN PORTS FROM FOREIGN COUNTRIES.

TABLEAU 2. MARCHANDISES DECHARGEES DANS LES PORTS CANADIENS EN PROVENANCE DE PAYS ETRANGERS.

COUNTRY OF ORIGIN AND KIND OF CARGO	REGISTRY OF VESSEL	ATLANTIC ATLANTIQUE	GREAT LAKES GRANDS LACS	PACIFIC PACIFIQUE	TOTAL TOTAL	IMMATIC. DU NAVIRE	PAYS D'ORIGINE ET MARCHANDISE
KENYA COMT.							
COMMODITY TOTAL		13	2	25	40		KENYA SUITE
GENERAL CARGO	U K	26			26	R U	TOTAL DE MARCHANDISE
	NETH			1	1	P.BAS	MARCHANDISES DIVERSES
	NORW	1	15		16	NORV	
COMMODITY TOTAL		27	15	1	43		TOTAL DE MARCHANDISE
COUNTRY/REGION TOTAL		10,540*	1,590*	4,789*	16,919*		TOTAL DE PAYS/REGION
MAURITIUS-DEP.							
RAW SUGAR	U K	27,460			27,460	R U	MAURICE ET DEP
	GREEK	62,980	11,847		74,827	GRECQ	SUCRE BRUT
	NORW	4,000	10,227		14,227	NORV	
	PANAM	3,352			3,352	PANAM	
	OTHER	41,074	10,083		51,157	AUTRE	
COMMODITY TOTAL		138,866	32,157		171,023		TOTAL DE MARCHANDISE
MOLASSES, CRUDE	GREEK	5,454			5,454	GRECQ	MELASSE, BRUTE
COUNTRY/REGION TOTAL		144,320*	32,157*	*	176,477*		TOTAL DE PAYS/REGION
NIGERIA							
COCOA AND CHOCOLATE	U K		3,227		3,227	R U	NIGERIA
	DENMK	171			171	DANMK	CACAO ET CHOCOLAT
	LIBER	1,372	1,707		3,079	LIBER	
COMMODITY TOTAL		1,543	4,934		6,477		TOTAL DE MARCHANDISE
MISC.FOOD PREP.NES	OTHER	1,269			1,269	AUTRE	DIV.PREP.ALIM.NDA
CRUDE PETROLEUM	LIBER	82,910			82,910	LIBER	PETROLE BRUT
VENEER, PLYWOOD	DENMK	86			86	DANMK	PLACAGES, CONTRE-PLAQ.
VEG.OILS, FATS NES	U K	435	1,574		2,009	R U	HUIL.MAT.GRAS.VEG.NDA
OILS, FATS, WAXES NES	U K		580		580	R U	HUIL.MAT.GRAS.CIRE NDA
PERSONAL, HOUSEHOLD GOODS	U K	0	2		2	R U	ART.PERS.ET MENAGERS
	LIBER	1			1	LIBER	
COMMODITY TOTAL		7	2		9		TOTAL DE MARCHANDISE
COUNTRY/REGION TOTAL		86,250*	7,090*	*	93,340*		TOTAL DE PAYS/REGION
REP. SO.AFRICA							
FISH, CANNED	NORW	71			71	NORV	REP. SUD-APP.
APPLES	GREEK	2,359			2,359	GRECQ	POISSON EN BOITES
FRESH FRUITS, BERRIES	U K	450			450	R U	POMMES
	GER	2,800			2,800	ALL	FRUITS, BAIES FRAIS
	NETH			29	29	P.BAS	
	NORW	5,059	150		5,209	NORV	
COMMODITY TOTAL		8,309	150	29	8,488		TOTAL DE MARCHANDISE
FROZEN FRUITS, BERRIES	NORW	1,269	58		1,327	NORV	FRUITS, BAIES CONGELES
DRIED FRUITS	U K	344			344	R U	FRUITS SECS
	NETH			8	8	P.BAS	
	NORW	182	202		384	NORV	
COMMODITY TOTAL		526	202	8	736		TOTAL DE MARCHANDISE
FRUIT JUICES	NETH			70	70	P.BAS	JUS DE FRUIT
	NORW	684	72		756	NORV	
COMMODITY TOTAL		684	72	70	826		TOTAL DE MARCHANDISE
FRUIT, PRES. NOT CANNED	NORW	55			55	NORV	CONS. FRUITS NON BOITE
FRUITS, PREP. CANNED	U K	41			41	R U	FRUITS PREP. EN BOITE
	GREEK	2,483			2,483	GRECQ	
	NETH			276	276	P.BAS	
	NORW	12,264	2,052		14,316	NORV	
COMMODITY TOTAL		14,788	2,052	276	17,116		TOTAL DE MARCHANDISE
NUTS, EXC. OIL NUTS NES	NORW	12	71		83	NORV	NOIX, SAUF OLEAG.NDA
VEGETABLES, FRESH	NORW	76			76	NORV	LEGUMES, FRAIS
VEGETABLES, FROZEN	NORW	1,246			1,246	NORV	LEGUMES, CONGELES
VEGETABLES, DRIED	NORW	20			20	NORV	LEGUMES, SECS
VEGETABLE PREP.NES	NORW	31			31	NORV	PREP. DE LEGUMES NDA
RAW SUGAR	U K	37,361	10,000		47,361	R U	SUCRE BRUT
	GER	4,019	12,880		16,899	ALL	
	GREEK	72,004	29,823		101,827	GRECQ	
	NORW	31,504	18,528		50,032	NORV	
	LIBER	71,727	12,256		83,983	LIBER	
COMMODITY TOTAL		216,615	83,487		300,102		TOTAL DE MARCHANDISE
MOLASSES, CRUDE	NORW	14,829			14,829	NORV	MELASSE, BRUTE
COFFEE	NETH			147	147	P.BAS	CAFE
	NORW	396	17		413	NORV	
COMMODITY TOTAL		396	17	147	560		TOTAL DE MARCHANDISE
TEA	NETH			47	47	P.BAS	THE
	NORW	173	38		211	NORV	
COMMODITY TOTAL		173	38	47	258		TOTAL DE MARCHANDISE
SPICES	NETH			3	3	P.BAS	EPICES
MISC.FOOD PREP.NES	U K		50		50	R U	DIV.PREP.ALIM.NDA
	NORW	1,959	945		2,904	NORV	
COMMODITY TOTAL		1,959	995		2,954		TOTAL DE MARCHANDISE
WINES	NETH			40	40	P.BAS	VEINS
FERM.ALCOHOLIC BEV.	NETH			17	17	P.BAS	BOISS.ALCOOL.FERME.
DIST.ALCOHOLIC BEV.	U K	27			27	R U	BOISS.ALCOOL.OIST.
	NETH			341	341	P.BAS	

TABLE 2. CARGOES UNLOADED AT CANADIAN PORTS FROM FOREIGN COUNTRIES.

TABLEAU 2. MARCHANDISES DECHARGEES DANS LES PORTS CANADIENS EN PROVENANCE DE PAYS ETRANGERS.

COUNTRY OF ORIGIN AND KIND OF CARGO	REGISTRY OF VESSEL	ATLANTIC ATLANTIQUE	GREAT LAKES GRANDS LACS	PACIFIC PACIFIQUE	TOTAL TOTAL	IMMATIC. OU NAVIRE	PAYS D'ORIGINE ET MARCHANDISE
REP. SO.AFRICA CONT.	NORW	2,071	2,031		4,102	NORV	REP. SUD-AFR. SUITE
COMMODITY TOTAL		2,098	2,031	561	4,690		TOTAL DE MARCHANDISE
TOBACCO NES	NORW	12			12	NORV	TABACS NDA
CRUDE ANIMAL PROD.NES	NORW	2			2	NORV	PR.BRUTS ORIG.ANIM.NDA
NURSERY, GREENHSE STOCK	NETH			9	9	P.BAS	PROD.PEPINIERE, SERRE
	NORW	4			4	NORV	
COMMODITY TOTAL		4		9	13		TOTAL DE MARCHANDISE
RUBBER, ALLIED GUMS, NAT	U K	2			2	R U	CAOUTCHOUC GOMMES NAT.
CRUDE VEG.PROD.NES	NORW	84	9		93	NORV	PR.BRUTS ORIG.VEG.NDA
WOOL AND ANIMAL HAIR	U K	3			3	R U	LAINE, POILS DANIMAL
	NORW	108	370		478	NORV	
COMMODITY TOTAL		111	370		481		TOTAL DE MARCHANDISE
TEXTILE FIBRES NES	NORW	176			176	NORV	FIBRES TEXTILES NDA
MANGANESE ORE	NETH			386	386	P.BAS	MINERAIS DE MANGANESE
	NORW	186			186	NORV	
COMMODITY TOTAL		186		386	572		TOTAL DE MARCHANDISE
ORES AND CONC.NES	NORW		168		168	NORV	MINERAIS ET CONC.NDA
IRON AND STEEL SCRAP	NETH			54	54	P.BAS	DECHETS DE FER, DACIER
ASBESTOS	NETH			55	55	P.BAS	AMIANTE
	NORW	436	553		989	NORV	
COMMODITY TOTAL		436	553	55	1,044		TOTAL DE MARCHANDISE
STONE, CRUDE NES	NORW	321			321	NORV	PIERRE BRUTE NDA
CRUDE NON-MET.MIN.NES	NETH			12	12	P.BAS	MIN.NON-MET.BRUTS NDA
	NORW	66			66	NORV	
COMMODITY TOTAL		66		12	78		TOTAL DE MARCHANDISE
COTTON, TEXTILE WASTE	NORW	17			17	NORV	DECHETS DE COTON, TEXT.
WASTE AND SCRAP NES	NORW	56			56	NORV	DECHETS ET REBUTS NDA
RUBBER FAB.MATERIALS	NORW	2			2	NORV	DEMI-PROD.CAOUTCHOUC
LUMBER AND TIMBER	NORW		86		86	NORV	BOIS D'OEUVRE ET CHARP.
VENEER, PLYWOOD	NORW	246	91		337	NORV	PLACAGES, CONTRE-PLAQ.
	OTHER	8			8	AUTRE	
COMMODITY TOTAL		254	91		345		TOTAL DE MARCHANDISE
WOOD FAB.MATERIALS	NORW		52		52	NORV	DEMI-PRODUITS EN BOIS
PULP	NORW	16			16	NORV	PATE
PAPERBOARD	NORW		15		15	NORV	CARTON
BLOG,PAPER AND BOARD	NORW		17		17	NORV	PLAQ.CONSTR., PAP/CART.
CORDAGE, TWINE, ROPE	PANAM			1,506	1,506	PANAM	CORDAGE, FICELLE, CORDE
JUTE WOVEN FABRICS	NETH			11	11	P.BAS	TISSUS DE JUTE
TEXTILE FAB.MTL NES	DENMK	21			21	DANMK	OUVR. EN MAT.TEXT.NDA
	NORW	74			74	NORV	
COMMODITY TOTAL		95			95		TOTAL DE MARCHANDISE
FISH, MARINE ANIMAL OIL	NORW		110		110	NORV	HUIL. DE POISSON, AN. MAR
OILS, FATS, WAXES NES	NETH			6	6	P.BAS	HUIL. MAT. GRAS. CIRE NDA
	NORW	226	1,442		1,668	NORV	
COMMODITY TOTAL		226	1,442	6	1,674		TOTAL DE MARCHANDISE
METALLIC SALTS	OENMK	96			96	DANMK	SELS METALLIQUES
INORGANIC CHEMS. NES	DENMK	24			24	DANMK	PROD.CHTM. INORG.NDA
	NORW	34			34	NORV	
COMMODITY TOTAL		58			58		TOTAL DE MARCHANDISE
ORGANIC CHEMICALS NES	NETH			57	57	P.BAS	PROD.CHTM.ORGAN.NDA
	NORW	1,063			1,063	NORV	
COMMODITY TOTAL		1,063		57	1,120		TOTAL DE MARCHANDISE
CHEM.SPECIALTIES NES	NETH			23	23	P.BAS	PROD.CHEM.SPECIALTIES NDA
	NORW	137	273		410	NORV	
COMMODITY TOTAL		137	273	23	433		TOTAL DE MARCHANDISE
FERRO-ALLOYS	NETH			220	220	P.BAS	FERRO-ALLIAGES
	NORW	2,237			2,237	NORV	
	OTHER	88			88	AUTRE	
COMMODITY TOTAL		2,325		220	2,545		TOTAL DE MARCHANDISE
BARS AND RODS, STEEL	NETH			86	86	P.BAS	BARRES ET TIGES ACIER
	NORW		631		631	NORV	
COMMODITY TOTAL			631	86	717		TOTAL DE MARCHANDISE
STRUCTURAL SHAPES	NETH			144	144	P.BAS	PROFILES DE CONSTRUCT.
	NORW	184	11		195	NORV	
COMMODITY TOTAL		184	11	144	339		TOTAL DE MARCHANDISE
PIPES, TUBES: IRON, STEEL	NORW		243		243	NORV	TUYAUX, TUBES: FER, ACIER
COPPER AND ALLOYS	NORW	17			17	NORV	CUIVRE ET ALLIAGES
NON-FERROUS METALS NES	NETH			50	50	P.BAS	METAUX NON-FERREUX NDA
	NORW	776			776	NORV	
COMMODITY TOTAL		776		50	826		TOTAL DE MARCHANDISE
METAL FAB. BASIC PROD.	NETH			109	109	P.BAS	OUVR. DE BASE EN METAL
	NORW	303			303	NORV	
COMMODITY TOTAL		303		109	412		TOTAL DE MARCHANDISE
BRICKS, TILES NES	DENMK	115		5	115	DANMK	BRIQUES, TUILES NDA
GLASS BASIC PRODUCTS	NETH			5	5	P.BAS	OUVR. DE BASE EN VERRE
	NORW		17		17	NORV	
COMMODITY TOTAL			17	5	22		TOTAL DE MARCHANDISE
ASBESTOS BASIC PROD.	U K	24	221		245	R U	OUVR. DE BASE AMIANTE
	NORW	1,141			1,141	NORV	
COMMODITY TOTAL		1,165	221		1,386		TOTAL DE MARCHANDISE
NON-MET. MIN. BASIC PROD	NORW	70			70	NORV	PROD. MIN. NON-MET. BASE
MISC. FABRICATED PROD.	NORW	19	97		116	NORV	OUVRAGES DIVERS
TRACTORS	DENMK	51			51	DANMK	TRACTEURS
MACHINERY NES	DENMK	19			19	DANMK	MACHINES NDA
	NORW	132	142		274	NORV	
COMMODITY TOTAL		151	142		293		TOTAL DE MARCHANDISE

TABLE 2. CARGOES UNLOADED AT CANADIAN PORTS FROM FOREIGN COUNTRIES.

TABLEAU 2. MARCHANDISES DECHARGEES DANS LES PORTS CANADIENS EN PROVENANCE DE PAYS ETRANGERS.

COUNTRY OF ORIGIN AND KIND OF CARGO	REGISTRY OF VESSEL	ATLANTIC ATLANTIQUE	GREAT LAKES GRANDS LACS	PACIFIC PACIFIQUE	TOTAL TOTAL	IMMATIC. OU NAVIRE	PAYS D'ORIGINE ET MARCHANDISE
REP. SO.AFRICA CONT. PASS.AUTOS AND CHASSIS MOTOR VEHICLE ENGINES	NORW DENMK NETH NORW	6 107 119 226	2 6 6		8 107 19 125 251	NORV DANMK P.BAS NORV	REP. SUD-AFR. SUITE VOITURES PART.,CHASSIS MOTEURS DE VEH.AUTOM.
COMMODITY TOTAL							TOTAL DE MARCHANDISE
ROAD MOTOR VEH. NES	NORW	2			2	NORV	VEH.AUTOM.ROUTIERS NDA
SHIPS,AIRCRAFT,MIS.VEH	NORW	1			1	NORV	NAVIRES,AVIONS,VEH.DIV
RUBBER TIRES AND TUBES	DENMK	8			8	DANMK	PNEUS, CHAMBRES A AIR
EQUIPMENT MISC.	DENMK NORW	20 117			20 129	DANMK NORV	MATERIEL DIVERS
COMMODITY TOTAL			12		149		TOTAL DE MARCHANDISE
PERSONAL,HSEHOLD GOODS	NETH NORW	137 68	12		235	P.BAS NORV	ART.PERS.ET MENAGERS
COMMODITY TOTAL			28		331		TOTAL DE MARCHANDISE
CONTAINERS,CLOSURES	U K NORW	42 522			42 522	R U NORV	CONTENEURS,FERMETURES
COMMODITY TOTAL		564			564		TOTAL DE MARCHANDISE
MISC. END PRODUCTS NES	U K DENMK NETH NORW	2 3 6			2 3 12 103	R U DANMK P.BAS NORV	PRODUITS FINIS DIV.NDA
COMMODITY TOTAL			97		120		TOTAL DE MARCHANDISE
GENERAL CARGO	U K DENMK NORW	2 4 293	7		9 4 384	R U DANMK NORV	MARCHANDISES DIVERSES
COMMODITY TOTAL		299	98		397		TOTAL DE MARCHANDISE
CONTAINERIZED FREIGHT	DENMK NORW	81			81	DANMK NORV	FRET CONTENEURESE
COMMODITY TOTAL		81	614		614		TOTAL DE MARCHANDISE
COUNTRY/REGION TOTAL		275,515*	94,578*	4,197*	374,290*		TOTAL DE PAYS/REGION
SIERRA LEONE							SIERRA LEONE
COCOA AND CHOCOLATE	U K	4,132	2,327		6,459	R U	CACAO ET CHOCOLAT
COFFEE	LIBER	340			340	LIBER	CAFE
FEEDS,VEGETABLE DRIGIN	U K	2			2	R U	PROV.DORIGINE VEGETAL
ALUMINA,BAUKITE DRES	NORW	392,420			392,420	NORV	MINERAIS ALUMINE,BAUX.
MANGANESE DRE	LIBER	16,839			16,839	LIBER	MINERAI DE MANGANESE
VENEER,PLYWOOD	U K	74			74	R U	PLACAGES,CONTRE-PLAQ.
VEG.OILS,FATS NES	U K		644		644	R U	HUIL.MAT.GRAS,VEG.NDA
PLATE & SHEET STEEL	U K	513			513	R U	TOLES,FEUILLES DACTIER
STRUCTURAL SHAPES	U K	155			155	R U	PROFILES DE CONSTRUCT.
BRICKS,TILES NES	U K	4			4	R U	BRIQUES,TUILES NDA
MACHINERY NES	U K	10			10	R U	MACHINES NDA
PERSONAL,HSEHOLD GOODS	U K OTHER	5 5	1		6 6	R U AUTRE	ART.PERS.ET MENAGERS
COMMODITY TOTAL		5	1		12		TOTAL DE MARCHANDISE
GENERAL CARGO	U K	35			35	R U	MARCHANDISES DIVERSES
COUNTRY/REGION TOTAL		414,529*	2,972*	6*	417,507*		TOTAL DE PAYS/REGION
TANZANIA							TANZANIE
DAIRY PRDD.EGGS,HONEY	NETH			13	13	P.BAS	PROD.LAIT.,DEUFS,MIEL
FRUIT PULP, PUREE	NETH			14	14	P.BAS	PULPE DE FRUIT, PUREE
NUTS,EXC.OIL NUTS NES	U K NORW		21		21	R U NORV	NOIX,SAUF OLEAG.NDA
COMMODITY TOTAL		7	120		127		TOTAL DE MARCHANDISE
COFFEE	NETH NORW	7 267	4	142	148 142	NORV P.BAS	CAFE
COMMODITY TOTAL		267	4	142	413		TOTAL DE MARCHANDISE
TEA	U K NORW	15 1,048	2		17 1,092	R U NORV	THE
COMMODITY TOTAL		1,063	46		1,109		TOTAL DE MARCHANDISE
TEXTILE FIBRES NES	U K NETH NORW OTHER	55 424 56		185	55 185 424 56	R U P.BAS NORV AUTRE	FIBRES TEXTILES NDA
COMMODITY TOTAL		535		185	720		TOTAL DE MARCHANDISE
VENEER,PLYWOOD	NETH			250	250	P.BAS	PLACAGES,CONTRE-PLAQ.
CORDAGE,TWINE,ROPE	U K NETH OTHER	1,480 363		9,341	1,480 9,341 363	R U P.BAS AUTRE	CORDAGE,FIGELLE,CORDE
COMMODITY TOTAL		1,843		9,341	11,184		TOTAL DE MARCHANDISE
JUTE WOVEN FABRICS	NETH			64	64	P.BAS	TISSUS DE JUTE
MOTOR VEHICLE ENGINES	NETH			2	2	P.BAS	MOTEURS DE VEH.AUTOM.
PERSONAL,HSEHOLD GOODS	U K NETH NDRW		1		1 36 119	R U P.BAS NORV	ART.PERS.ET MENAGERS
COMMODITY TOTAL		39	80	36	156		TOTAL DE MARCHANDISE
MISC. END PRODUCTS NES	NORW	2	26		28	NORV	PRODUITS FINIS DIV.NDA
GENERAL CARGO	NORW	59			59	NORV	MARCHANDISES DIVERSES
COUNTRY/REGION TOTAL		3,815*	298*	10,047*	14,160*		TOTAL DE PAYS/REGION

TABLE 2. CARGOES UNLOADED AT CANADIAN PORTS FROM FOREIGN COUNTRIES.

TABLÉAU 2. MARCHANDISES DECHARGÉES DANS LES PORTS CANADIENS EN PROVENANCE DE PAYS ÉTRANGERS.

COUNTRY OF ORIGIN AND KIND OF CARGO	REGISTRY OF VESSEL	ATLANTIC ATLANTIQUE	GREAT LAKES GRANDS LACS	PACIFIC PACIFIQUE	TOTAL TOTAL	IMMATIC. OU NAVIRE	PAYS D'ORIGINE ET MARCHANDISE
BR. AFRICA NES							AFRIQUE BR.NOA
MISC.FOOD PREP.NES	NETH			4	4	P.BAS	DIV.PREP.ALIM.NOA
PERSONAL,HSEHOLD GOODS	NETH			1	1	P.BAS	ART.PERS.ET MENAGERS
COUNTRY/REGION TOTAL		*	*	5*	5*		TOTAL DE PAYS/REGION
ALGERIA							ALGERIE
FUEL OIL	LIBER	34,210			34,210	LIBER	MAZOUT
COUNTRY/REGION TOTAL		34,210*	*	*	34,210*		TOTAL DE PAYS/REGION
ANGOLA							ANGOLA
COFFEE	DENMK	336			336	DANMK	CAFE
	NORW	1,806			1,806	NORV	
	LIBER	223			223	LIBER	
	PANAM	258			258	PANAM	
COMMODITY TOTAL		2,623			2,623		TOTAL DE MARCHANDISE
MANGANESE ORE	LIBER	31,288			31,288	LIBER	MINERAI DE MANGANESE
CRUDE PETROLEUM	U K	136,868			136,868	R U	PETROLE BRUT
	GREEK	91,283			91,283	GREQC	
	NETH	155,621			155,621	P.BAS	
	NORW	40,716			40,716	NORV	
	SWEDN	101,530			101,530	SUEDE	
	LIBER	1,088,371			1,088,371	LIBER	
	OTHER	823,671			823,671	AUTRE	
COMMODITY TOTAL		2,438,060			2,438,060		TOTAL DE MARCHANDISE
FUEL OIL	OTHER	57,146			57,146	AUTRE	MAZOUT
MACHINERY NES	NORW	4			4	NORV	MACHINES NOA
PERSONAL,HSEHOLD GOODS	DENMK	2			2	DANMK	ART.PERS.ET MENAGERS
GENERAL CARGO	NORW	5			5	NORV	MARCHANDISES DIVERSES
COUNTRY/REGION TOTAL		2,529,128*	*	*	2,529,128*		TOTAL DE PAYS/REGION
CAMEROON REP.							R. DU CAMEROON
COFFEE	U K	1,524			1,524	R U	CAFE
	DENMK	457			457	DANMK	
	LIBER	451			451	LIBER	
COMMODITY TOTAL		2,432			2,432		TOTAL DE MARCHANDISE
MISC.FOOD PREP.NES	OTHER	1,691			1,691	AUTRE	DIV.PREP.ALIM.NOA
RUBBER, ALLIED GUMS,NAT	LIBER	282			282	LIBER	CAOUTCHOUC GOMMES NAT.
VENEER, PLYWOOD	U K	142			142	R U	PLACAGES,CONTRE-PLAQ.
	LIBER	83			83	LIBER	
COMMODITY TOTAL		225			225		TOTAL DE MARCHANDISE
PERSONAL,HSEHOLD GOODS	U K	6			6	R U	ART.PERS.ET MENAGERS
	DENMK	2			2	DANMK	
	LIBER	1			1	LIBER	
COMMODITY TOTAL		9			9		TOTAL DE MARCHANDISE
CONTAINERS,CLOSURES	U K	2			2	R U	CONTENEURS,FERMETURES
COUNTRY/REGION TOTAL		4,641*	*	*	4,641*		TOTAL DE PAYS/REGION
ZAIRE							ZAIRE
COFFEE	DENMK	798			798	DANMK	CAFE
	LIBER	1,636			1,636	LIBER	
	PANAM	707			707	PANAM	
COMMODITY TOTAL		3,141			3,141		TOTAL DE MARCHANDISE
MANGANESE ORE	U S A	22,175			22,175	E-U	MINERAI DE MANGANESE
SHIPS, AIRCRAFT, MIS.VEH	U K	6			6	R U	NAVIRES,AVIONS,VEH.DIV
PERSONAL,HSEHOLD GOODS	LIBER	1			1	LIBER	ART.PERS.ET MENAGERS
COUNTRY/REGION TOTAL		25,323*	*	*	25,323*		TOTAL DE PAYS/REGION
FR. AFRICA NES							AFRIQUE FR.NOA
COFFEE	LIBER	151			151	LIBER	CAFE
COPPER ORE AND CONC.	DENMK	2,750			2,750	DANMK	MINERAI,CONC. CUIVRE
	GER	2,752			2,752	ALL	
COMMODITY TOTAL		5,502			5,502		TOTAL DE MARCHANDISE
MANGANESE ORE	GREEK	16,602			16,602	GREQC	MINERAI DE MANGANESE
	U S A	24,500			24,500	E-U	
COMMODITY TOTAL		41,102			41,102		TOTAL DE MARCHANDISE
COUNTRY/REGION TOTAL		46,755*	*	*	46,755*		TOTAL DE PAYS/REGION
GUINEA							GUINEE
ALUMINA,BAUXITE ORES	DENMK	87,022			87,022	DANMK	MINERAIS ALUMINE,BAUX.
	NORW	15,983			15,983	NORV	
COMMODITY TOTAL		103,005			103,005		TOTAL DE MARCHANDISE
COUNTRY/REGION TOTAL		103,005*	*	*	103,005*		TOTAL DE PAYS/REGION

TABLE 2. CARGOES UNLOADED AT CANADIAN PORTS FROM FOREIGN COUNTRIES.

TABLEAU 2. MARCHANDISES DECHARGEES DANS LES PORTS CANADIENS EN PROVENANCE DE PAYS ETRANGERS.

COUNTRY OF ORIGIN AND KIND OF CARGO	REGISTRY OF VESSEL	ATLANTIC ATLANTIQUE	GREAT LAKES GRANDS LACS	PACIFIC PACIFIQUE	TOTAL TOTAL	IMMATIC. DU NAVIRE	PAYS D'ORIGINE ET MARCHANDISE
IVORY COAST							
FRUITS, PREP. CANNED	U K	23			23	R U	COTE-D'IVOIRE
COCOA AND CHOCOLATE	DENMK	113			113	DANMK	FRUITS PREP. EN BOITE
RUBBER, ALLIED GUMS, NAT	U K	29			29	R U	CACAO ET CHOCOLAT
LOGS	U K		103		103	R U	CAOUTCHOUC GOMMES NAT.
LUMBER AND TIMBER	U K	131	228		359	R U	BILLES
VENEER, PLYWOOD	OENMK	226			226	DANMK	BOIS OEUVRE ET CHARP.
	LIBER	55			55	LIBER	PLACAGES, CONTRE-PLAQ.
	PANAM	444			444	PANAM	
COMMODITY TOTAL		725			725		TOTAL DE MARCHANDISE
STRUCTURAL SHAPES	PANAM	8			8	PANAM	PROFILES DE CONSTRUCT.
MACHINERY NES	U K		241		241	R U	MACHINES NDA
PASS. AUTOS AND CHASSIS	U K	1			1	R U	VOITURES PART., CHASSIS
	PANAM	25			25	PANAM	
COMMODITY TOTAL		26			26		TOTAL DE MARCHANDISE
MOTOR VEHICLE ENGINES	PANAM	8			8	PANAM	MOTEURS DE VEH. AUTOM.
PERSONAL, HOUSEHOLD GOODS	U K	2			2	R U	ART. PERS. ET MENAGERS
	LIBER	3			3	LIBER	
	PANAM	5			5	PANAM	
COMMODITY TOTAL		10			10		TOTAL DE MARCHANDISE
CONTAINERS, CLOSURES	PANAM	25			25	PANAM	CONTENEURS, FERMETURES
GENERAL CARGO	U K	19			19	R U	MARCHANDISES DIVERSES
COUNTRY/REGION TOTAL		1,117*	572*	*	1,689*		TOTAL DE PAYS/REGION
LIBERIA							
RUBBER, ALLIED GUMS, NAT	U K		1,173		1,173	R U	LIBERIA
	LIBER	225			225	LIBER	CAOUTCHOUC GOMMES NAT.
COMMODITY TOTAL		225	1,173		1,398		TOTAL DE MARCHANDISE
IRON ORE AND CONC	NORW	46,380			46,380	NORW	MINERAI, CONC. DE FER
CRUDE PETROLEUM	LIBER	44,873			44,873	LIBER	PETROLE BRUT
PAPERBOARD	LIBER	2			2	LIBER	CARTON
MACHINERY NES	U K		4		4	R U	MACHINES NDA
PASS. AUTOS AND CHASSIS	U K	2			2	R U	VOITURES PART., CHASSIS
COUNTRY/REGION TOTAL		91,482*	1,177*	*	92,659*		TOTAL DE PAYS/REGION
MALAGASY REP.							
CEREALS UNMILLED, NES	NORW			2	2	NORW	REP. MALGACHE
CRUDE ANIMAL PROD. NES	NORW			20	20	NORW	CEREALES NON MOUL., NDA
RUBBER, ALLIED GUMS, NAT	OTHER		770		770	AUTRE	PR. BRUTS D'ORIG. ANIM. NDA
CRUDE PETROLEUM	LIBER	39,395			39,395	LIBER	CAOUTCHOUC GOMMES NAT.
RUBBER FAB. MATERIALS	NORW			97	97	NORW	PETROLE BRUT
TEXTILE FAB. MTL NES	NORW			2	2	NORW	DEMI-PROD. CAOUTCHOUC
PLATE & SHEET STEEL	NORW			5	5	NORW	OUVR. EN MAT. TEXT. NDA
PERSONAL, HOUSEHOLD GOODS	NORW			1	1	NORW	TOILES, FEUILLES D'ACIER
	NORW			1	1	NORW	ART. PERS. ET MENAGERS
COUNTRY/REGION TOTAL		39,395*	770*	127*	40,292*		TOTAL DE PAYS/REGION
MOROCCO							
FRESH FRUITS, BERRIES	SWEDN	250			250	SUEDE	MAROC
	OTHER	619			619	AUTRE	FRUITS, BAIES FRAIS
COMMODITY TOTAL		869			869		TOTAL DE MARCHANDISE
SALT	GER	3,662			3,662	ALL	SEL
COUNTRY/REGION TOTAL		4,531*	*	*	4,531*		TOTAL DE PAYS/REGION
MOZAMBIQUE							
FISH, CANNED	NETH			5	5	P. BAS	MOZAMBIQUE
FRESH FRUITS, BERRIES	OTHER	54			54	AUTRE	POISSON EN BDITES
FRUIT JUICES	NORW	84			84	NORW	FRUITS, BAIES FRAIS
PEANUTS	NETH			1	1	P. BAS	JUS DE FRUIT
NUTS, EXC. OIL NUTS NES	U K		19		19	R U	CACAHUETES
	NETH			85	85	P. BAS	NOIX, SAUF OLEAG. NDA
	NORW	152	1,678		1,830	NORW	
COMMODITY TOTAL		152	1,697	85	1,934		TOTAL DE MARCHANDISE
RAW SUGAR	U K	7,616	14,000		21,616	R U	SUCRE BRUT
MOLASSES, CRUDE	GREEK	4,435			4,435	GREQC	MELASSE, BRUTE
COFFEE	NETH			264	264	P. BAS	CAFE
	NORW	21	40		61	NORW	
COMMODITY TOTAL		21	40	264	325		TOTAL DE MARCHANDISE
TEA	U K	239			239	R U	THE
	NETH			363	363	P. BAS	
	NORW	592	38		630	NORW	
COMMODITY TOTAL		831	38	363	1,232		TOTAL DE MARCHANDISE
GROUND CEREALS NES	NETH			3	3	P. BAS	CEREALES MOULUES NDA
OIL SEEDS, NUTS NES	U K	419			419	R U	GRAINES, NDIX OLEAG. NDA
	NORW	620			620	NORW	
COMMODITY TOTAL		1,039			1,039		TOTAL DE MARCHANDISE
RUBBER, ALLIED GUMS, NAT	NORW		1		1	NORW	CAOUTCHOUC GOMMES NAT.
MANGANESE ORE	GREEK		1,550		1,550	GREQC	MINERAI DE MANGANESE
	NETH			950	950	P. BAS	
	NORW	1,473			1,473	NORW	

TABLE 2. CARGOES UNLOADED AT CANADIAN PORTS FROM FOREIGN COUNTRIES.

TABLAU 2. MARCHANDISES DECHARGEES DANS LES PORTS CANADIENS EN PROVENANCE DE PAYS ETRANGERS.

COUNTRY OF ORIGIN AND KIND OF CARGO	REGISTRY OF VESSEL	ATLANTIC ATLANTIQUE	GREAT LAKES GRANDS LACS	PACIFIC PACIFIQUE	TOTAL TOTAL	IMMATIC. OU NAVIRE	PAYS D'ORIGINE ET MARCHANDISE
MOZAMBIQUE CONT.							MOZAMBIQUE SUITE
COMMODITY TOTAL		1,675	1,550	950	4,175		TOTAL DE MARCHANDISE
NICKEL-COPPER ORE	NETH			226	226	P.BAS	MINER. DE CUIVRE-NICKEL
ORES AND CONC.NES	NORW	6,341			6,341	NORV	MINERAIS ET CONC.NDA
	OTHER	5,618			5,618	AUTRE	
COMMODITY TOTAL		11,959			11,959		TOTAL DE MARCHANDISE
ASBESTOS	NORW	919			919	NORV	AMIANTE
STONE,CRUDE NES	GREEK	5,228			5,228	GRECQ	PIERRE BRUTE NDA
	NETH	2,000			2,000	P.BAS	
	NORW	1,873			1,873	NORV	
COMMODITY TOTAL		9,101			9,101		TOTAL DE MARCHANDISE
CRUDE NON-MET.MIN.NES	NORW	4,958			4,958	NORV	MIN.NON-MET.BRUTS NDA
	OTHER	2,322			2,322	AUTRE	
COMMODITY TOTAL		7,280			7,280		TOTAL DE MARCHANDISE
LUMBER AND TIMBER	NETH			202	202	P.BAS	BOIS D'OEUVRE ET CHARP.
PULP	NETH			26	26	P.BAS	PATE
PAPER NES	DENMK	34			34	DANMK	PAPIER NDA
	NETH			27	27	P.BAS	
COMMODITY TOTAL		34		27	61		TOTAL DE MARCHANDISE
CORDAGE,TWINE,ROPE	GREEK		230		230	GRECQ	CORDAGE,FICELLE,CORDE
	NETH			80	80	P.BAS	
	NORW	38			38	NORV	
COMMODITY TOTAL		38	230	80	348		TOTAL DE MARCHANDISE
INDRGANIC CHEMS. NES	NORW	53			53	NORV	PROD.CHEM.INORG.NDA
ORGANIC CHEMICALS NES	NORW	2,913			2,913	NORV	PROD.CHEM.ORGAN.NDA
FERRO-ALLOYS	GREEK	3,814			3,814	GRECQ	FERRO-ALLIAGES
	NETH			49	49	P.BAS	
	NORW	11,747	112		11,859	NORV	
	OTHER	769			769	AUTRE	
COMMODITY TOTAL		16,330	112	49	16,491		TOTAL DE MARCHANDISE
PRIMARY IRON,STEEL NES	NORW	2,964			2,964	NORV	FER,ACIER PRIMAIR.NDA
PLATE & SHEET STEEL	NETH			165	165	P.BAS	TOLES,FEUILLES D'ACIER
	NORW	496	54		550	NORV	
	OTHER	35			35	AUTRE	
COMMODITY TOTAL		531	54	165	750		TOTAL DE MARCHANDISE
STRUCTURAL SHAPES	NORW	62	53		115	NORV	PROFILES DE CONSTRUCT.
	OTHER	2,388			2,388	AUTRE	
COMMODITY TOTAL		2,450	53		2,503		TOTAL DE MARCHANDISE
NICKEL AND ALLOYS	GREEK	500			500	GRECQ	NICKEL ET ALLIAGES
NON-FERROUS METALS NES	NETH			195	195	P.BAS	METAUX NON-FERREUX NDA
	NORW	640			640	NORV	
COMMODITY TOTAL		640		195	835		TOTAL DE MARCHANDISE
ASBESTOS BASIC PROD.	NORW	722			722	NORV	OUVR.DE BASE AMIANTE
CEMENT BASIC PROD.	OTHER	2,759			2,759	AUTRE	OUVR.DE BASE CIMENT
TRACTORS	DENMK	20			20	DANMK	TRACTEURS
MACHINERY NES	NETH			48	48	P.BAS	MACHINES NDA
MOTDR VEHICLE ENGINES	NETH			3	3	P.BAS	MOTEURS DE VEH.AUTOM.
EQUIPMENT MISC.	DENMK	2			2	DANMK	MATERIEL DIVERS
PERSONAL,HSEHOLD GOODS	U K	6			6	R U	ART.PERS.ET MENAGERS
	NETH			25	25	P.BAS	
	NORW	10	5		15	NORV	
COMMODITY TOTAL		16	5	25	46		TOTAL DE MARCHANDISE
MISC. END PRODUCTS NES	NETH			1	1	P.BAS	PRODUITS FINIS DIV.NDA
	NORW		9		9	NORV	
COMMODITY TOTAL			9	1	10		TOTAL DE MARCHANDISE
GENERAL CARGO	NORW	1			1	NORV	MARCHANDISES DIVERSES
COUNTRY/REGION TOTAL		75,139*	17,789*	2,718*	95,646*		TOTAL DE PAYS/REGION
SENEGAL							SENEGAL
COFFEE	LIBER	706			706	LIBER	CAFE
TEXTILE FIBRES NES	LIBER	74			74	LIBER	FIBRES TEXTILES NDA
LUMBER AND TIMBER	LIBER	215	10		225	LIBER	BOIS D'OEUVRE ET CHARP.
VENEER,PLYWOOD	LIBER	279			279	LIBER	PLACAGES,CONTRE-PLAQ.
VEG.OILS,FATS NES	LIBER	200			200	LIBER	HUIL.MAT.GRAS.VEG.NDA
GENERAL CARGO	LIBER	28			28	LIBER	MARCHANDISES DIVERSES
COUNTRY/REGION TOTAL		1,502*	10*	*	1,512*		TOTAL DE PAYS/REGION
SPANISH AFRICA							AFRIQUE ESPAG.
FISH,FRESH OR FROZEN	NETH	695			695	P.BAS	POISSON,FRAIS OU CONG.
COUNTRY/REGION TOTAL		695*	*	*	695*		TOTAL DE PAYS/REGION
SRI LANKA							SRI LANKA
DRIED FRUITS	U K	7			7	R U	FRUITS SECS
FRUIT JUICES	OTHER			2	2	AUTRE	JUS DE FRUIT
NUTS,EXC.OIL NUTS NES	U K	110	26		136	R U	NDIX,SAUF OLEAG.NDA
	NORW	11			11	NORV	
COMMODITY TOTAL		121	26		147		TOTAL DE MARCHANDISE
COFFEE	U K	462	12		474	R U	CAFE
TEA	U K	3,766	153		3,919	R U	THE
	NETH			142	142	P.BAS	
	NORW	544		161	705	NORV	

TABLE 2. CARGOES UNLOADED AT CANADIAN PORTS FROM FOREIGN COUNTRIES.

TABLEAU 2. MARCHANDISES DECHARGEES DANS LES PORTS CANADIENS EN PROVENANCE DE PAYS ETRANGERS.

COUNTRY OF ORIGIN AND KIND OF CARGO	REGISTRY OF VESSEL	ATLANTIC ATLANTIQUE	GREAT LAKES GRANDS LACS	PACIFIC PACIFIQUE	TOTAL TOTAL	IMMATIC. DU NAVIRE	PAYS D'ORIGINE ET MARCHANDISE
SRI LANKA	CONT.						SRI LANKA
	OTHER	22		460	482	AUTRE	SUITE
COMMODITY TOTAL		4,332	153	763	5,248		TOTAL DE MARCHANDISE
SPICES	U K	108	7		115	R U	EPICES
	NORW	4			4	NORV	
	OTHER			9	9	AUTRE	
COMMODITY TOTAL		112	7	9	128		TOTAL DE MARCHANDISE
MISC.FOOD PREP.NES	NORW	5			5	NORV	DIV.PREP.ALIM.NDA
RUBBER,ALLIED GUMS,NAT	U K	909	88		997	R U	CAOUTCHOUC GOMMES NAT.
	OTHER	101	91		192	AUTRE	
COMMODITY TOTAL		1,010	179		1,189		TOTAL DE MARCHANDISE
CRUDE VEG.PROD.NES	U K	59			59	R U	PR.BRUTS ORIG.VEG.NDA
	NORW	156		10	166	NORV	
COMMODITY TOTAL		215		10	225		TOTAL DE MARCHANDISE
TEXTILE FIBRES NES	U K	70			70	R U	FIBRES TEXTILES NDA
	NORW	4			4	NORV	
	OTHER			7	7	AUTRE	
COMMODITY TOTAL		74		7	81		TOTAL DE MARCHANDISE
RUBBER FAB.MATERIALS	U K	10	11		21	R U	DEMI-PROD.CAOUTCHOUC
LUMBER AND TIMBER	U K	2			2	R U	BOIS D'OEUVRE ET CHARP.
JUTE WOVEN FABRICS	U K	63			63	R U	TISSUS DE JUTE
TEXTILE FAB.MTL NES	U K		87		87	R U	OUVR.EN MAT.TEXT.NDA
	NORW	3			3	NORV	
	OTHER	37			37	AUTRE	
COMMODITY TOTAL		40	87		127		TOTAL DE MARCHANDISE
VEG.OILS,FATS NES	U K	11	246		257	R U	HUIL.MAT.GRAS.VEG.NDA
	ITALY	985	970		1,955	ITAL	
COMMODITY TOTAL		996	1,216		2,212		TOTAL DE MARCHANDISE
SYNTHETIC RUBBER	U K		36		36	R U	CAOUTCHOUC SYNTHETIQUE
PLASTIC MATERIALS	U K		2		2	R U	MATIERES PLASTIQUES
PERSONAL,HOUSEHOLD GOODS	U K	162	4		166	R U	ART.PERS.ET MENAGERS
	NETH			8	8	P.BAS	
	NORW	2		1	3	NORV	
	OTHER		61		61	AUTRE	
COMMODITY TOTAL		164	65	9	238		TOTAL DE MARCHANDISE
MISC. END PRODUCTS NES	OTHER			1	1	AUTRE	PRODUITS FINIS DIV.NDA
COUNTRY/REGION TOTAL		7,613*	1,794*	801*	10,208*		TOTAL DE PAYS/REGION
HONG KONG							HONG-KONG
FISH,FRESH OR FROZEN	U S A			73	73	E-U	POISSON,FRAIS OU COND.
FISH,SALTED OR CURED	JAPAN	7			7	JAPON	POISSON,SALE OU FUME
SHELL FISH,NES	NORW			18	18	NORV	MOLLUSQUES CRUST..NDA
	PANAM			9	9	PANAM	
	U S A			30	30	E-U	
COMMODITY TOTAL				57	57		TOTAL DE MARCHANDISE
CEREALS UNMILLED,NES	JAPAN	5			5	JAPON	CEREALES NON MOUL.,NOA
MACARONI,CEREAL PROD.	NORW			2	2	NORV	PATES ALIM.PROD.CEREAL
FRESH FRUITS,BERRIES	NORW			326	326	NORV	FRUITS, BAIES FRAIS
	U S A			180	180	E-U	
COMMODITY TOTAL				506	506		TOTAL DE MARCHANDISE
DRIED FRUITS	LIBER	35			35	LIBER	FRUITS SECS
FRUIT,PRES.NOT CANNED	NORW	1			1	NORV	CONS. FRUITS NON BOITE
VEGETABLES, FRESH	JAPAN	30			30	JAPON	LEGUMES, FRAIS
VEGETABLES, FRDZEN	JAPAN	30			30	JAPON	LEGUMES, CONGELES
VEGETABLES, DRIED	DENMK	68			68	DANMK	LEGUMES, SECS
	GREEK		46		46	GRECQ	
	JAPAN		20		20	JAPON	
COMMODITY TOTAL		68	66		134		TOTAL DE MARCHANDISE
VEGETABLE PREP.NES	GREEK		12		12	GRECQ	PREP. DE LEGUMES NOA
	NORW	7			7	NORV	
COMMODITY TOTAL		7	12		19		TOTAL DE MARCHANDISE
COCOA AND CHOCOLATE	LIBER	150			150	LIBER	CACAO ET CHOCOLAT
COFFEE	JAPAN	41			41	JAPON	CAFE
TEA	JAPAN	76			76	JAPON	THE
SPICES	DENMK	2			2	DANMK	EPICES
	GREEK	5			5	GRECQ	
	LIBER	24			24	LIBER	
COMMODITY TOTAL		31			31		TOTAL DE MARCHANDISE
MISC.FOOD PREP.NES	DENMK	99			99	DANMK	DIV.PREP.ALIM.NDA
	GREEK	43			43	GRECQ	
	NORW	73		1,792	1,865	NORV	
	LIBER		12		12	LIBER	
	JAPAN	386	1,606		1,992	JAPON	
	PANAM	79	4		83	PANAM	
	U S A			960	960	E-U	
	OTHER	54	14	11	79	AUTRE	
COMMODITY TOTAL		734	1,636	2,763	5,133		TOTAL DE MARCHANDISE
GROUND CEREALS NES	NORW			1	1	NORV	CEREALES MOULUES NDA
DIST.ALCOHOLIC BEV.	NORW			2	2	NORV	BOISS.ALCOOL.DIST.
RAW HIDES AND SKINS	DENMK	1			1	DANMK	PEAUX ET CUIRS BRUT
CRUDE ANIMAL PROD.NES	OTHER			3	3	AUTRE	PR.BRUTS ORIG.ANIM.NDA
OIL SEEDS,NUTS NES	LIBER	22			22	LIBER	GRAINES,NOIX OLEAG.NDA
RUBBER,ALLIED GUMS,NAT	JAPAN	83	57		140	JAPON	CAOUTCHOUC GOMMES NAT.
CRUDE VEG.PROD.NES	LIBER		3		3	LIBER	PR.BRUTS ORIG.VEG.NDA
	JAPAN				173	JAPON	

TABLE 2. CARGES UNLOADED AT CANADIAN PORTS FROM FOREIGN COUNTRIES.

TABLEAU 2. MARCHANDISES DECHARGEES DANS LES PORTS CANADIENS EN PROVENANCE DE PAYS ETRANGERS.

COUNTRY OF ORIGIN AND KIND OF CARGO	REGISTRY OF VESSEL	ATLANTIC ATLANTIQUE	GREAT LAKES GRANDS LACS	PACIFIC PACIFIQUE	TOTAL TOTAL	IMMATIC. DU NAVIRE	PAYS D'ORIGINE ET MARCHANDISE
HONG KONG	CONT.						HONG-KONG
	PANAM	40			40	PANAM	SUITE
COMMODITY TOTAL		233	3		236		TOTAL DE MARCHANDISE
WOOL AND ANIMAL HAIR	DENMK	21			21	DANMK	LAINES, POILS DANIMAL
	OTHER			1	1	AUTRE	
COMMODITY TOTAL		21		1	22		TOTAL DE MARCHANDISE
TEXTILE FIBRES NES	DENMK	1			1	DANMK	FIBRES TEXTILES NDA
	NORW			244	244	NORV	
	U S A			41	41	E-U	
	OTHER	37			37	AUTRE	
COMMODITY TOTAL		38		285	323		TOTAL DE MARCHANDISE
COTTON, TEXTILE WASTE	DENMK	5			5	DANMK	DECHETS DE COTON, TEXT.
	NORW			6	6	NORV	
	JAPAN	222	26		248	JAPON	
	U S A			44	44	E-U	
COMMODITY TOTAL		227	26	50	303		TOTAL DE MARCHANDISE
LEATHER	NORW			8	8	NORV	CUIR
	OTHER			1	1	AUTRE	
COMMODITY TOTAL				9	9		TOTAL DE MARCHANDISE
RUBBER FAB. MATERIALS	DENMK	1			1	DANMK	DEMI-PROD. CAOUTCHOUC
	NORW	2			2	NORV	
		3			3		TOTAL DE MARCHANDISE
LUMBER AND TIMBER	U S A			86	86	E-U	BOIS D'OEUVRE ET CHARP.
VENEER, PLYWOOD	DENMK	8			8	DANMK	PLACAGES, CONTRE-PLAQ.
	JAPAN	25			25	JAPON	
	OTHER			47	47	AUTRE	
COMMODITY TOTAL		33		47	80		TOTAL DE MARCHANDISE
WOOD FAB. MATERIALS	DENMK	3			3	DANMK	DEMI-PRODUITS EN BOIS
PAPER NES	NORW			5	5	NORV	PAPIER NDA
CORDAGE, TWINE, ROPE	GREEK	2			2	GRECQ	CORDAGE, FICELLE, CORDE
TEXTILE FAB. MTL NES	DENMK	279			279	DANMK	OUVR. EN MAT. TEXT. NDA
	GREEK	39			39	GRECQ	
	NORW	275		832	1,107	NORV	
	LIBER	87	13	18	118	LIBER	
	JAPAN	1,004	171		1,175	JAPON	
	PANAM	104			104	PANAM	
	U S A			445	445	E-U	
	OTHER	83	81	15	179	AUTRE	
COMMODITY TOTAL		1,871	265	1,310	3,446		TOTAL DE MARCHANDISE
METALLIC SALTS	JAPAN	28			28	JAPON	SELS METALLIQUES
ORGANIC CHEMICALS NES	DENMK	23			23	DANMK	PROD. CHIM. ORGAN. NDA
AGRICULTURAL CHEMICALS	JAPAN	730			730	JAPON	PROD. CHIM. AGRICOLES
PLASTIC MATERIALS	DENMK	32			32	DANMK	MATIERES PLASTIQUES
	GREEK		25		25	GRECQ	
	NORW	16		261	277	NORV	
	LIBER	112		13	125	LIBER	
	JAPAN	16	334		350	JAPON	
	PANAM	20		6	26	PANAM	
	U S A			407	407	E-U	
	OTHER			172	172	AUTRE	
COMMODITY TOTAL		196	359	859	1,414		TOTAL DE MARCHANDISE
CHEM. SPECIALTIES NES	JAPAN		163		163	JAPON	PROD. CHIM. SPECIAUX NDA
PLATE & SHEET STEEL	JAPAN		28		28	JAPON	TOLES, FEUILLES DACIER
PIPES, TUBES: IRON, STEEL	DENMK	15			15	DANMK	TUYAUX, TUBES: FER, ACIER
	OTHER			95	95	AUTRE	
COMMODITY TOTAL		15		95	110		TOTAL DE MARCHANDISE
WIRE	DENMK	55			55	DANMK	FIL METALLIQUE
ALUMINUM	DENMK	1			1	DANMK	ALUMINIUM
COPPER AND ALLOYS	OENMK	1			1	DANMK	CUIVRE ET ALLIAGES
NON-FERROUS METALS NES	NORW			10	10	NORV	METEAUX NON-FERREUX NDA
	JAPAN		110		110	JAPON	
COMMODITY TOTAL			110	10	120		TOTAL DE MARCHANDISE
METAL FAB. BASIC PROD.	DENMK	78			78	DANMK	OUVR. DE BASE EN METAL
	GREEK	10	6		16	GRECQ	
	NORW	6,223		432	6,655	NORV	
	LIBER	27	36		63	LIBER	
	JAPAN	13	9		22	JAPON	
	U S A			720	720	E-U	
	OTHER	13	38		51	AUTRE	
COMMODITY TOTAL		6,364	89	1,152	7,605		TOTAL DE MARCHANDISE
GLASS BASIC PRODUCTS	DENMK	3			3	DANMK	OUVR. DE BASE EN VERRE
	NORW			3	3	NORV	
	U S A			8	8	E-U	
COMMODITY TOTAL		3		11	14		TOTAL DE MARCHANDISE
NON-MET. MIN. BASIC PROD	NORW			18	18	NORV	PROD. MIN. NON-MET. BASE
MISC. FABRICATED PROD.	NORW			4	4	NORV	OUVRAGES DIVERS
	JAPAN	8	76		84	JAPON	
	U S A			107	107	E-U	
COMMODITY TOTAL		8	76		111		TOTAL DE MARCHANDISE
TRACTORS	NORW			197	197	NORV	TRACTEURS
MACHINERY NES	DENMK	133			133	DANMK	MACHINES NDA
	JAPAN	1			1	JAPON	
COMMODITY TOTAL		134			134		TOTAL DE MARCHANDISE
MOTOR VEHICLE ENGINES	NORW			5	5	NORV	MOTEURS DE VEH. AUTOM.
SHIPS, AIRCRAFT, MIS. VEH	GREEK		14		14	GRECQ	NAVIRES, AVIONS, VEH. DIV
	NORW	1		1	2	NORV	
COMMODITY TOTAL		1	14	1	16		TOTAL DE MARCHANDISE

TABLE 2. CARGOES UNLOADED AT CANADIAN PORTS FROM FOREIGN COUNTRIES.

TABLEAU 2. MARCHANDISES DECHARGEES DANS LES PORTS CANADIENS EN PROVENANCE DE PAYS ETRANGERS.

COUNTRY OF ORIGIN AND KIND OF CARGO	REGISTRY OF VESSEL	ATLANTIC ATLANTIQUE	GREAT LAKES GRANDS LACS	PACIFIC PACIFIQUE	TOTAL TOTAL	IMMATIC. DU NAVIRE	PAYS D'ORIGINE ET MARCHANDISE
HONG KONG RUBBER TIRES AND TUBES EQUIPMENT MISC.	OTHER			8	8	AUTRE	HONG-KONG SUITE PNEUS, CHAMBRES A AIR MATERIEL DIVERS
	DENMK	71			71	DANMK	
	GREEK	2	2		4	GRECQ	
	NORW	25		615	640	NORV	
	LIBER			37	37	LIBER	
	JAPAN	60	62		122	JAPON	
	PANAM			2	2	PANAM	
	U S A			137	137	E-U	
	OTHER	80	10	139	229	AUTRE	
COMMODITY TOTAL		238	74	930	1,242		TOTAL DE MARCHANDISE
PERSONAL, HOUSEHOLD GOODS	DENMK	162			162	DANMK	ART. PERS. ET MENAGERS
	GREEK	201	328		529	GRECQ	
	NORW	583		3,732	4,315	NORV	
	LIBER	173	100		273	LIBER	
	JAPAN	310	214		524	JAPON	
	PANAM	453		1	454	PANAM	
	U S A			910	910	E-U	
	OTHER	62	49	144	255	AUTRE	
COMMODITY TOTAL		1,944	691	4,787	7,422		TOTAL DE MARCHANDISE
FIREARMS, AMMUNITION	DENMK	3			3	DANMK	ARMES A FEU, MUNITIONS
CONTAINERS, CLOSURES	NORW			12	12	NORV	CONTENEURS, FERMETURES
	PANAM	6			6	PANAM	
COMMODITY TOTAL		6		12	18		TOTAL DE MARCHANDISE
MISC. END PRODUCTS NES	DENMK	134			134	DANMK	PRODUITS FINIS DIV. NDA
	GREEK	23	14		37	GRECQ	
	NORW	12		647	659	NORV	
	LIBER	88	8		96	LIBER	
	JAPAN	8	45		53	JAPON	
	PANAM	12			12	PANAM	
	U S A			202	202	E-U	
	OTHER			12	12	AUTRE	
COMMODITY TOTAL		277	67	861	1,205		TOTAL DE MARCHANDISE
GENERAL CARGO	DENMK	75			75	DANMK	MARCHANDISES DIVERSES
	GREEK	53			53	GRECQ	
	NORW	49		477	526	NORV	
	LIBER	91			91	LIBER	
	JAPAN	175	60		235	JAPON	
	PANAM	53	79	4	136	PANAM	
	U S A			128	128	E-U	
	OTHER	162	42	1	205	AUTRE	
COMMODITY TOTAL		658	181	610	1,449		TOTAL DE MARCHANDISE
CONTAINERIZED FREIGHT	U K	16			16	R U	FRET CONTENEURESE
	GER	118			118	ALL	
	GREEK	82			82	GRECQ	
	NORW	25		2,299	2,324	NORV	
	LIBER	812		53	865	LIBER	
	JAPAN		43		43	JAPON	
	PANAM	166		356	522	PANAM	
	U S A			1,574	1,574	E-U	
	OTHER	4,660			4,660	AUTRE	
COMMODITY TOTAL		5,879	43	4,282	10,204		TOTAL DE MARCHANDISE
COUNTRY/REGION TOTAL		20,316*	3,960*	19,149*	43,425*		TOTAL DE PAYS/REGION
INDIA FISH, CANNED	NETH			3	3	P. BAS	INDOE POISSON EN BOITES
	NORW	189			189	NORV	
	OTHER	2			2	AUTRE	
COMMODITY TOTAL		191		3	194		TOTAL DE MARCHANDISE
SHELL FISH, NES	U K	31			31	R U	MOLLUSQUES CRUST., NDA
	NORW	19		15	34	NORV	
	OTHER			5	5	AUTRE	
COMMODITY TOTAL		50		20	70		TOTAL DE MARCHANDISE
CEREALS UNMILLED, NES	NETH			23	23	P. BAS	CEREALES NON MOUL., NDA
CEREALS MILLED, NES	NETH			6	6	P. BAS	CEREALES MOULUES, NDA
FRESH FRUITS, BERRIES	NORW	2			2	NORV	FRUITS, BAIES FRAIS
FRUITS, PREP., CANNED	NETH			3	3	P. BAS	FRUITS PREP. EN BOITE
NUTS, EXC. OIL NUTS NES	U K	1,238	808		2,046	R U	NOIX, SAUF OLEAG. NDA
	NETH	159		58	58	P. BAS	
	NORW	479		38	197	NORV	
	OTHER	1,876	950	143	1,572	AUTRE	
COMMODITY TOTAL		1,876	1,758	239	3,873		TOTAL DE MARCHANDISE
VEGETABLE PREP. NES	NETH			4	4	P. BAS	PREP. DE LEGUMES NDA
	OTHER			2	2	AUTRE	
COMMODITY TOTAL				6	6		TOTAL DE MARCHANDISE
SUGAR PREPARATIONS	OTHER			1	1	AUTRE	PREP. A BASE DE SUCRE
COFFEE	U K	1,361	52		1,413	R U	CAFE
	NETH			155	155	P. BAS	
	NORW	212			212	NORV	
	OTHER			34	34	AUTRE	
COMMODITY TOTAL		1,573	52	189	1,814		TOTAL DE MARCHANDISE
TEA	U K	1,533	143		1,676	R U	THE
	NETH			122	122	P. BAS	
	NORW	239		101	340	NORV	
	OTHER	30	79	132	241	AUTRE	
COMMODITY TOTAL		1,802	222	355	2,379		TOTAL DE MARCHANDISE

TABLE 2. CARGOES UNLOADED AT CANADIAN PORTS FROM FOREIGN COUNTRIES.

TABLEAU 2. MARCHANDISES DECHARGEES DANS LES PORTS CANADIENS EN PROVENANCE DE PAYS ETRANGERS.

COUNTRY OF ORIGIN AND KIND OF CARGO	REGISTRY OF VESSEL	ATLANTIC ATLANTIQUE	GREAT LAKES GRANDS LACS	PACIFIC PACIFIQUE	TOTAL TOTAL	IMMATIC. DU NAVIRE	PAYS D'ORIGINE ET MARCHANDISE
INDIA SPICES	U K	533	114		647	R U	INDE EPICES
	GREEK	23			23	GRECQ	
	ITALY			1	1	ITAL	
	NETH			76	76	P.BAS	
	NORW	530		29	559	NORV	
	OTHER	130	10	178	318	AUTRE	
COMMODITY TOTAL		1,216	124	284	1,624		TOTAL DE MARCHANDISE
MISC.FOOD PREP.NES	U K	3	9		12	R U	DIV.PREP.ALIM.NDA
	NETH			16	16	P.BAS	
	NORW	76		35	111	NORV	
	OTHER			56	56	AUTRE	
COMMODITY TOTAL		79	9	107	195		TOTAL DE MARCHANDISE
RAW HIDES AND SKINS	U K	29	25		54	R U	PEAUX ET CUIRS BRUT
	NORW	6			6	NORV	
COMMODITY TOTAL		35	25		60		TOTAL DE MARCHANDISE
SEEDS FOR SOWING NES	NORW			8	8	NORV	GRAINES DE SEMENCE NDA
OIL SEEDS,NUTS NES	U K	582			582	R U	GRAINES,NOIX OLEAG.NDA
NURSERY, GREENHSE STOCK	OTHER		4		4	AUTRE	PROD.PEPINIERE,SERRE
RUBBER, ALLIED GUMS,NAT	U K		56		56	R U	CAOUTCHUC GOMMES NAT.
CRUDE VEG.PROD.NES	U K	35			35	R U	PR.BRUTS ORIG.VEG.NDA
	NORW	763			763	NORV	
	OTHER	89		56	145	AUTRE	
COMMODITY TOTAL		887		56	943		TOTAL DE MARCHANDISE
WOOL AND ANIMAL HAIR	NORW	2		18	20	NORV	LAINE,POLLS DANIMAL
TEXTILE FIBRES NES	U K	38	65		103	R U	FIBRES TEXTILES NDA
	NETH			6	6	P.BAS	
	NORW	84		21	105	NORV	
	OTHER	356			356	AUTRE	
COMMODITY TOTAL		478	65	27	570		TOTAL DE MARCHANDISE
CRUDE NON-MET.MIN.NES	U K	27			27	R U	MIN.NON-MET.BRUTS NOA
	NETH				2	P.BAS	
COMMODITY TOTAL		27			29		TOTAL DE MARCHANDISE
COTTON,TEXTILE WASTE	U K		9		9	R U	DECHETS DE COTON,TEXT.
	NETH				2	P.BAS	
	NORW	62			62	NORV	
	OTHER	34		16	50	AUTRE	
COMMODITY TOTAL		96	9	18	123		TOTAL DE MARCHANDISE
LEATHER	U K		6		6	R U	CUIR
	NETH			1	1	P.BAS	
	NORW			2	2	NORV	
COMMODITY TOTAL			6	3	9		TOTAL DE MARCHANDISE
WOOD FAB.MATERIALS	NETH			4	4	P.BAS	DEMI-PRODUITS EN BOIS
	NORW	1			1	NORV	
	OTHER	96			96	AUTRE	
COMMODITY TOTAL		97		4	101		TOTAL DE MARCHANDISE
PAPER NES	NORW	2			2	NORV	PAPIER NDA
BLDG.PAPER AND BOARD	OTHER		135		135	AUTRE	PLAQ.CONSTR.,PAP/CART.
JUTE WOVEN FABRICS	U K	14,646	589		15,235	R U	TISSUS DE JUTE
	NETH			301	301	P.BAS	
	NORW			413	413	NORV	
	OTHER	116	94	414	624	AUTRE	
COMMODITY TOTAL		14,762	683	1,128	16,573		TOTAL DE MARCHANDISE
TEXTILE FAB.MTL NES	U K	1,225	218		1,443	R U	OUVR.EN MAT.TEXT.NOA
	NETH			427	427	P.BAS	
	NORW	3,087		20	3,107	NORV	
	OTHER	260	29	328	617	AUTRE	
COMMODITY TOTAL		4,572	247	775	5,594		TOTAL DE MARCHANDISE
INORGANIC CHEMS. YES	OTHER	339			339	AUTRE	PROD.CHIM.INORG.NDA
PLASTIC MATERIALS	OTHER			2	2	AUTRE	MATIERES PLASTIQUES
DYESTUFF,PIGMENT,PAINT	U K	4	5		9	R U	MAT.COLOR.PIG.PEINTURE
	NORW	203			203	NORV	
	OTHER		17		17	AUTRE	
COMMODITY TOTAL		207	22		229		TOTAL DE MARCHANDISE
FERRO-ALLOYS	OTHER	43			43	AUTRE	FERRO-ALLIAGES
CASTINGS,FDRGINGS	OTHER			2	2	AUTRE	MODUL.PIECES FDRGEES
BAR AND RODS,STEEL	OTHER	51			51	AUTRE	BARRS ET TIGES ACIER
STRUCTURAL SHAPES	OTHER	43			43	AUTRE	PROFILES DE CONSTRUCT.
PIPES,TUBES:IRON,STEEL	NORW			89	89	NORV	TUYAUX,TUBES:FER,ACIER
	OTHER			140	140	AUTRE	
COMMODITY TOTAL				229	229		TOTAL DE MARCHANDISE
WIRE	NETH			89	89	P.BAS	FIL METALLIQUE
ALUMINIUM	OTHER			2	2	AUTRE	ALUMINIUM
METAL FAB.BASIC PRDD.	U K	16			16	R U	OUVR.DE BASE EN METAL
	NETH			41	41	P.BAS	
	NORW	33		124	157	NORV	
	OTHER	18	120	129	267	AUTRE	
COMMODITY TOTAL		67	120	294	481		TOTAL DE MARCHANDISE
GLASS BASIC PRODUCTS	OTHER			1	1	AUTRE	OUVR.OE BASE EN VERRE
MACHINERY NES	U K	8			8	R U	MACHINES NOA
	NORW	52			52	NORV	
	OTHER		3		3	AUTRE	
COMMODITY TOTAL		60	3		63		TOTAL DE MARCHANDISE
PASS.AUTOS AND CHASSIS	NORW	12			12	NORV	VOITURES PART.,CHASSIS
	OTHER			1	1	AUTRE	
COMMODITY TOTAL		12		1	13		TOTAL DE MARCHANDISE
MOTOR VEHICLE ENGINES	NORW	3			3	NORV	MOTEURS DE VEH.AUTOM.

TABLE 2. CARGOES UNLOADED AT CANADIAN PORTS FROM FOREIGN COUNTRIES.

TABLEAU 2. MARCHANDISES DECHARGEES DANS LES PORTS CANADIENS EN PROVENANCE DE PAYS ETRANGERS.

COUNTRY OF ORIGIN AND KIND OF CARGO	REGISTRY OF VESSEL	ATLANTIC ATLANTIQUE	GREAT LAKES GRANDS LACS	PACIFIC PACIFIQUE	TOTAL TOTAL	IMMATIC. DU NAVIRE	PAYS D'ORIGINE ET MARCHANDISE
INDIA							INDE
	OTHER			4	4	AUTRE	SUITE
COMMODITY TOTAL		3		4	7		TOTAL DE MARCHANDISE
SHIPS, AIRCRAFT, MIS. VEH	NORW	30			30	NORV	NAVIRES, AVIONS, VEH. DIV
	OTHER			342	342	AUTRE	
COMMODITY TOTAL		30		342	372		TOTAL DE MARCHANDISE
RUBBER TIRES AND TUBES	U K	3			3	R U	PNEUS, CHAMBRES A AIR
	NORW	1			1	NORV	
COMMODITY TOTAL		4			4		TOTAL DE MARCHANDISE
EQUIPMENT MISC.	U K	5	4		9	R U	MATERIEL DIVERS
	NETH			2	2	P. BAS	
	NORW	299			299	NORV	
	OTHER	1	127	86	214	AUTRE	
COMMODITY TOTAL		305	131	88	524		TOTAL DE MARCHANDISE
PERSONAL, HOUSEHOLD GOODS	U K	1,112	170		1,282	R U	ART. PERS. ET MENAGERS
	NETH			33	33	P. BAS	
	NORW	2,575		56	2,631	NORV	
	OTHER	1,280	208	381	1,869	AUTRE	
COMMODITY TOTAL		4,967	378	470	5,815		TOTAL DE MARCHANDISE
CONTAINERS, CLOSURES	NORW	48			48	NORV	CONTENEURS, FERMETURES
	OTHER			163	163	AUTRE	
COMMODITY TOTAL		48		163	211		TOTAL DE MARCHANDISE
MISC. END PRODUCTS NES	U K		2		2	R U	PRODUITS FINIS DIV. NDA
	NETH			10	10	P. BAS	
	NORW	2,757		49	2,806	NORV	
	OTHER	24		35	59	AUTRE	
COMMODITY TOTAL		2,781	2	94	2,877		TOTAL DE MARCHANDISE
GENERAL CARGO	U K	6	1		7	R U	MARCHANDISES DIVERSES
	NORW			5	5	NORV	
	OTHER	539	48	16	603	AUTRE	
COMMODITY TOTAL		545	49	21	615		TOTAL DE MARCHANDISE
CONTAINERIZED FREIGHT	NORW	94			94	NORV	FRET CONTENEURESE
COUNTRY/REGION TOTAL		37,928*	4,100*	5,077*	47,105*		TOTAL DE PAYS/REGION
MALAYSIA							MALAISIE
FISH, CANNED	GREEK	1			1	GRECQ	POISSON EN BOITES
	NORW			45	45	NORV	
COMMODITY TOTAL		1		45	46		TOTAL DE MARCHANDISE
SHELL FISH, NES	NORW			9	9	NORV	MDLLUSQUES CRUST., NDA
	OTHER	2			2	AUTRE	
COMMODITY TOTAL		2		9	11		TOTAL DE MARCHANDISE
WHEAT FLOUR	NORW			20	20	NORV	FARINE DE BLE
MACARONI, CEREAL PROD.	NORW			100	100	NORV	PATES ALIM. PROD. CEREAL
	OTHER		11		11	AUTRE	
COMMODITY TOTAL			11	100	111		TOTAL DE MARCHANDISE
FRESH FRUITS, BERRIES	U S A			660	660	E-U	FRUITS, BAIES FRAIS
FRUITS, PREP. CANNED	NORW	30			30	NORV	FRUITS PREP. EN BOITE
NUTS, EXC. OIL NUTS NES	NORW			11	11	NORV	NOIX, SAUF OLEAG. NDA
SPICES	NORW	9			9	NORV	EPICES
MISC. FOOD PREP. NES	NETH			2	2	P. BAS	DIV. PREP. ALIM. NDA
	OTHER	2			2	AUTRE	
COMMODITY TOTAL		2		2	4		TOTAL DE MARCHANDISE
OIL SEEDS, NUTS NES	NORW			5	5	NORV	GRAINES, NOIX OLEAG. NDA
RUBBER, ALLIED GUMS, NAT	DENMK	1,453	519		1,972	DANMK	CAOUTCHOUC GOMMES NAT.
	GREEK		1,382		1,382	GRECQ	
	NETH		318		318	P. BAS	
	NORW	2,866		131	2,997	NORV	
	LIBER		1,680		1,680	LIBER	
	PANAM	61			61	PANAM	
	U S A			479	479	E-U	
	OTHER	2,601	9,642	26	12,269	AUTRE	
COMMODITY TOTAL		6,981	13,541	636	21,158		TOTAL DE MARCHANDISE
CRUDE VEG. PROD. NES	OTHER	192			192	AUTRE	PR. BRUTS ORIG. VEG. NDA
TEXTILE FIBRES NES	NETH			19	19	P. BAS	FIBRES TEXTILES NDA
	NORW			8	8	NORV	
COMMODITY TOTAL				27	27		TOTAL DE MARCHANDISE
ALUMINA, BAUXITE DRES	GREEK	27,832			27,832	GRECQ	MINERAIS ALUMINE, BAUX.
	LIBER	29,017			29,017	LIBER	
COMMODITY TOTAL		56,849			56,849		TOTAL DE MARCHANDISE
RUBBER FAB. MATERIALS	NORW			5	5	NORV	DEMI-PROD. CAOUTCHOUC
LUMBER AND TIMBER	DENMK		565		565	DANMK	BOIS OEUVRE ET CHARP.
	GREEK	288	1,372		1,660	GRECQ	
	NETH		1,422		1,422	P. BAS	
	NORW	38		116	154	NORV	
	LIBER		289		289	LIBER	
	PANAM	91			91	PANAM	
	U S A			568	568	E-U	
	OTHER	91	471		562	AUTRE	
COMMODITY TOTAL		508	4,119	684	5,311		TOTAL DE MARCHANDISE
VENEER, PLYWOOD	GREEK		45		45	GRECQ	PLACAGES, CONTRE-PLAQ.
	LIBER		550		550	LIBER	
	PANAM	116			116	PANAM	
	U S A			50	50	E-U	
COMMODITY TOTAL		116	595	50	761		TOTAL DE MARCHANDISE
WOOD FAB. MATERIALS	NORW			48	48	NORV	DEMI-PROD. BOIS EN BOIS

TABLE 2. CARGUES UNLOADED AT CANADIAN PORTS FROM FOREIGN COUNTRIES.

TABLÉAU 2. MARCHANDISES DECHARGÉES DANS LES PORTS CANADIENS EN PROVENANCE DE PAYS ÉTRANGERS.

COUNTRY OF ORIGIN AND KIND OF CARGO	REGISTRY OF VESSEL	ATLANTIC ATLANTIQUE	GREAT LAKES GRANDS LACS	PACIFIC PACIFIQUE	TOTAL TOTAL	IMMATIC. DU NAVIRE	PAYS D'ORIGINE ET MARCHANDEISE
MALAYSIA CONT.							
PAPER NES	U S A			177	177	E-U	MALAISIE SUITE
TEXTILE FAB.MTL NES	NORW	21		61	82	NORV	PAPIER NDA
VEG.OILS,FATS NES	ITALY	1,660	4,158		5,818	ITAL	OUVR.EN MAT.TEXT.NDA
	NORW	1,344	6,632		7,976	NORV	HUIL.MAT.GRAS.VEG.NDA
	LIBER	1,572	8,909		10,481	LIBER	
	OTHER		700		700	AUTRE	
COMMODITY TOTAL		4,576	20,399		24,975		TOTAL DE MARCHANDISE
DILS,FATS,WAXES NES	OTHER		1,254		1,254	AUTRE	HUIL.MAT.GRAS.CIRE NDA
ORGANIC CHEMICALS NES	OTHER	120			120	AUTRE	PROD.CHIM.ORGAN.NDA
SYNTHETIC RUBBER	NDRW	608			692	NDRV	CAOUTCHOUC SYNTHETIQUE
	OTHER				10	AUTRE	
COMMODITY TOTAL		608			702		TOTAL DE MARCHANDISE
PLASTIC MATERIALS	DENMK	5			5	DANMK	MATIERES PLASTIQUES
DYESTUFF,PIGMENT,PAINT	OTHER				16	AUTRE	MAT.COLDR.PIG.PEINTURE
PRIMARY IRON,STEEL NES	OTHER	56			56	AUTRE	FER,ACIER PRIMAIR.NDA
PLATE & SHEET STEEL	NORW	27			73	NORV	TOLES,FEUILLES D'ACIER
	OTHER		150		150	AUTRE	
COMMODITY TOTAL		27	150		223		TOTAL DE MARCHANDISE
NON-FERROUS METALS NES	GREEK	28	560		588	GREGQ	METALX NON-FERREUX NDA
	NDRW				42	NORV	
	LIBER		200		200	LIBER	
	PANAM	82			82	PANAM	
	OTHER	84	1,462		1,546	AUTRE	
COMMODITY TOTAL		194	2,222		2,416		TOTAL DE MARCHANDISE
METAL FAB,BASIC PROD.	U S A				583	E-U	DUVR.DE BASE EN METAL
MISC.FABRICATED PROD.	NORW	34			34	NORV	OUVRAGES DIVERS
EQUIPMENT MISC.	NORW				22	NDRV	MATERIEL DIVERS
PERSONAL,HOUSEHOLD GOODS	DENMK	21	10		31	DANMK	ART.PERS.ET MENAGERS
	NORW	33			110	NDRV	
	U S A				74	E-U	
	OTHER	8	29		63	AUTRE	
COMMODITY TOTAL		62	39		278		TOTAL DE MARCHANDISE
CONTAINERS,CLOSURES	DENMK	34			34	DANMK	CONTENEURS,FERMETURES
	NORW	78			78	NORV	
	PANAM	9			9	PANAM	
COMMODITY TOTAL		121			121		TOTAL DE MARCHANDISE
GENERAL CARGO	U K		65		65	R U	MARCHANDISES DIVERSES
	NORW	3			39	NORV	
	OTHER	1,289	6		1,295	AUTRE	
COMMODITY TOTAL		1,292	71		1,363		TOTAL DE MARCHANDISE
CONTAINERIZED FREIGHT	NORW				16	NORV	FRET CONTENEURESE
	LIBER	26			26	LIBER	
COMMODITY TOTAL		26			42		TOTAL DE MARCHANDISE
COUNTRY/REGION TOTAL		71,832*	42,401*	3,572*	117,805*		TOTAL DE PAYS/REGION
PAKISTAN							
NUTS,EXC.OIL NUTS NES	U K	13			13	R U	NOIX,SAUF OLEAG.NDA
VEGETABLE PREP.NES	U K		3		3	R U	PREP. DE LEGUMES NDA
	OTHER	2			2	AUTRE	
COMMODITY TOTAL		2	3		5		TOTAL DE MARCHANDISE
TEA	U K	462	25		487	R U	THE
	NETH				8	P.BAS	
	OTHER	2	70		72	AUTRE	
COMMODITY TOTAL		464	95		567		TOTAL DE MARCHANDISE
SPICES	U K	15	1		16	R U	EPICES
	OTHER	6			6	AUTRE	
COMMODITY TOTAL		21	1		22		TOTAL DE MARCHANDISE
RUBBER,ALLIED GUMS,NAT	U K	43			43	R U	CAOUTCHOUC GOMMES NAT.
	OTHER	5			5	AUTRE	
COMMODITY TOTAL		48			48		TOTAL DE MARCHANDISE
CRUDE VEG.PROD.NES	OTHER	1			1	AUTRE	PR.BRUTS ORIG.VEG.NDA
TEXTILE FIBRES NES	U K	347	55		402	R U	FIBRES TEXTILES NDA
	NETH				10	P.BAS	
	NORW				3	NDRV	
	OTHER	178			178	AUTRE	
COMMODITY TOTAL		525	55		593		TOTAL DE MARCHANDISE
COTTON,TEXTILE WASTE	NDRW				75	NDRV	DECHETS DE COTON,TEXT.
	OTHER	325			325	AUTRE	
COMMODITY TOTAL		325			75		TOTAL DE MARCHANDISE
WASTE AND SCRAP NES	NDRW				114	NDRV	DECHETS ET REBUTS NDA
	OTHER	108			108	AUTRE	
COMMODITY TOTAL		108			222		TOTAL DE MARCHANDISE
CORDAGE,TWINE,ROPE	U K	6			6	R U	CORDAGE,FICELLE,CRDRE
JUTE WOVEN FABRICS	U K	11,980	1,592		13,572	R U	TISSUS DE JUTE
	NETH				45	P.BAS	
	NORW				233	NORV	
	OTHER	837			68	AUTRE	
COMMODITY TOTAL		12,817	1,592		14,755		TOTAL DE MARCHANDISE
TEXTILE FAB.MTL NES	U K	723	69		792	R U	OUVR.EN MAT.TEXT.NDA
	NETH				410	P.BAS	
	NORW				29	NORV	
	OTHER	1,188			59	AUTRE	
COMMODITY TOTAL		1,911	69		2,478		TOTAL DE MARCHANDISE
GLASS BASIC PRODUCTS	NORW				6	NDRV	DUVR.DE BASE EN VERRE

TABLE 2. CARGOES UNLOADED AT CANADIAN PORTS FROM FOREIGN COUNTRIES.

TABLEAU 2. MARCHANDISES DECHARGEES DANS LES PORTS CANADIENS EN PROVENANCE DE PAYS ETRANGERS.

COUNTRY OF ORIGIN AND KIND OF CARGO	REGISTRY OF VESSEL	ATLANTIC ATLANTIQUE	GREAT LAKES GRANDS LACS	PACIFIC PACIFIQUE	TOTAL TOTAL	IMMATIC. DU NAVIRE	PAYS D'ORIGINE ET MARCHANDISE
PAKISTAN COMT.							PAKISTAN SUITE
MACHINERY NES	OTHER	27			27	AUTRE	MACHINES NDA
SHIPS, AIRCRAFT, MIS. VEH	OTHER	4			4	AUTRE	NAVIRES, AVIONS, VEH. DIV
EQUIPMENT MISC.	U K	8			8	R U	MATERIEL DIVERS
	NORW			3	3	NORV	
	OTHER	3			3	AUTRE	
COMMODITY TOTAL		11		3	14		TOTAL DE MARCHANDISE
PERSONAL, HOUSEHOLD GOODS	U K	789	1		790	R U	ART. PERS. ET MENAGERS
	NETH			20	20	P. BAS	
	NORW			121	121	NORV	
	OTHER	765			765	AUTRE	
COMMODITY TOTAL		1,554	1	141	1,696		TOTAL DE MARCHANDISE
MISC. END PRODUCTS NES	U K	5			5	R U	PRODUITS FINIS DIV. NDA
	NETH			1	1	P. BAS	
	NORW			1	1	NORV	
	OTHER	46			46	AUTRE	
COMMODITY TOTAL		51		2	53		TOTAL DE MARCHANDISE
GENERAL CARGO	U K	1			1	R U	MARCHANDISES DIVERSES
	NORW			5	5	NORV	
COMMODITY TOTAL		1		5	6		TOTAL DE MARCHANDISE
COUNTRY/REGION TOTAL		17,889*	1,816*	1,211*	20,916*		TOTAL DE PAYS/REGION
SINGAPORE							SINGAPORE
FISH, FRESH OR FROZEN	U S A			3	3	E-U	POISSON, FRAIS OU CONG.
SHELL FISH, NES	NORW			17	17	NORV	MOLLUSQUES CRUST., NDA
CEREALS UNMILLED, NES	NORW			3	3	NORV	CEREALES NON MOUL., NDA
FRESH FRUITS, BERRIES	DENMK	251			251	DANMK	FRUITS, BAIES FRAIS
FRUITS, PREP. CANNED	DENMK		330		330	DANMK	FRUITS PREP. EN BOITE
	GREEK	14	544		558	GRECQ	
	NORW	398		142	540	NORV	
	LIBER		350		350	LIBER	
	OTHER	20	100	823	943	AUTRE	
COMMODITY TOTAL		432	1,324	965	2,721		TOTAL DE MARCHANDISE
NUTS, EXC. DIL NUTS NES	NORW			6	6	NORV	NOIX, SAUF OLEAG. NDA
VEGETABLES, DRIED	NORW			2	2	NORV	LEGUMES, SECS
COFFEE	DENMK	7			7	DANMK	CAFE
	NETH			28	28	P. BAS	
COMMODITY TOTAL		7		28	35		TOTAL DE MARCHANDISE
SPICES	DENMK	39			39	DANMK	EPICES
	GREEK		340		340	GRECQ	
	NORW	27			27	NORV	
	PANAM	13			13	PANAM	
	U S A			2	2	E-U	
	OTHER	18	295		313	AUTRE	
COMMODITY TOTAL		97	635	2	734		TOTAL DE MARCHANDISE
MISC. FOOD PREP. NES	DENMK	191			191	DANMK	DIV. PREP. ALIM. NDA
	NETH			3	3	P. BAS	
	NORW	73			95	NORV	
COMMODITY TOTAL		264		130	289		TOTAL DE MARCHANDISE
CRUDE ANIMAL PROD. NES	NORW			130	130	NORV	PR. BRUTS ORIG. ANIM. NDA
RUBBER, ALLIED GUMS, NAT	DENMK	4,161	1,500		5,661	DANMK	CAOUTCHOUC GOMMES NAT.
	GREEK	8	2,527		2,535	GRECQ	
	NORW	4,071		713	4,784	NORV	
	LIBER		2,174		2,174	LIBER	
	PANAM	34			34	PANAM	
	U S A			61	61	E-U	
	OTHER	3,277	9,764	92	13,133	AUTRE	
COMMODITY TOTAL		11,551	15,965	866	28,382		TOTAL DE MARCHANDISE
CRUDE VEG. PROD. NES	NORW	1			1	NORV	PR. BRUTS ORIG. VEG. NDA
	OTHER	36			36	AUTRE	
COMMODITY TOTAL		37			37		TOTAL DE MARCHANDISE
WOOL AND ANIMAL HAIR	DENMK	4			4	DANMK	LAINES, POILS ANIMAL
TEXTILE FIBRES NES	OTHER		3		3	AUTRE	FIBRES TEXTILES NDA
CRUDE NON-MET. MIN. NES	DENMK	5			5	DANMK	MIN. NON-MET. BRUTS NDA
COTTON, TEXTILE WASTE	DENMK	5			5	DANMK	DECHETS DE COTON, TEXT.
RUBBER FAB. MATERIALS	DENMK	6			6	DANMK	DEMI-PROD. CAOUTCHOUC
	NORW	1		287	288	NORV	
COMMODITY TOTAL		7		287	294		TOTAL DE MARCHANDISE
LUMBER AND TIMBER	DENMK		550		550	DANMK	BOIS OEUVRE ET CHARP.
	GREEK	256	711		967	GRECQ	
	NORW	46		248	294	NORV	
	LIBER		400		400	LIBER	
	OTHER	150	606		756	AUTRE	
COMMODITY TOTAL		452	2,267	248	2,967		TOTAL DE MARCHANDISE
SAWMILL PRODUCTS NES	U S A			96	96	E-U	SCIAGES NDA
VENEER, PLYWOOD	GREEK	256	1,088		1,344	GRECQ	PLACAGES, CONTRE-PLAQ.
	NORW	22		24	46	NORV	
	LIBER		800		800	LIBER	
	PANAM	2,123			2,123	PANAM	
	U S A			153	153	E-U	
	OTHER	743			743	AUTRE	
COMMODITY TOTAL		3,144	1,888	177	5,209		TOTAL DE MARCHANDISE
WOOD FAB. MATERIALS	GREEK		1		1	GRECQ	DEMI-PRODUITS EN BOIS
	NORW	59			59	NORV	
	PANAM	34			34	PANAM	

TABLE 2. CARGOES UNLOADED AT CANADIAN PORTS FROM FOREIGN COUNTRIES.

TABLEAU 2. MARCHANDISES DECHARGEES DANS LES PORTS CANADIENS EN PROVENANCE DE PAYS ETRANGERS.

COUNTRY OF ORIGIN AND KIND OF CARGO	REGISTRY OF VESSEL	ATLANTIC ATLANTIQUE	GREAT LAKES GRANDS LACS	PACIFIC PACIFIQUE	TOTAL TOTAL	IMMATIC. DU NAVIRE	PAYS D'ORIGINE ET MARCHANDISE
SINGAPORE	CONT.						SINGAPOUR
	OTHER	74			74	AUTRE	SUITE
COMMODITY TOTAL		167	1		168		TOTAL DE MARCHANDISE
PAPER NES	OTHER		3		3	AUTRE	PAPIER NDA
TEXTILE FAB.MTL NES	DENMK	466			466	DANMK	OUVR.EN MAT.TEXT.NDA
	GREEK		4		4	GRECO	
	NETH			19	19	P.BAS	
	NORW	51		60	111	NORV	
	PANAM	17		96	113	PANAM	
	U S A				17	E-U	
	OTHER	14	206		220	AUTRE	
COMMODITY TOTAL		548	210	175	933		TOTAL DE MARCHANDISE
ORGANIC CHEMICALS NES	OTHER	60	10		70	AUTRE	PROD.CHIM.ORGAN.NDA
SYNTHETIC RUBBER	DENMK	73			73	DANMK	CAOUTCHOUC SYNTHETIQUE
	GREEK		287		287	GRECO	
	NORW	256			256	NORV	
	U S A			80	80	E-U	
	OTHER	234			234	AUTRE	
COMMODITY TOTAL		563	287	80	930		TOTAL DE MARCHANDISE
PLASTIC MATERIALS	DENMK	1			1	DANMK	MATIERES PLASTIQUES
	NORW			5	5	NORV	
COMMODITY TOTAL		1		3	4		TOTAL DE MARCHANDISE
NON-FERROUS METALS NES	NORW				3	NORV	METAUX NON-FERREUX NDA
METAL FAB.BASIC PROD.	DENMK		150		150	DANMK	OUVR.DE BASE EN METAL
	GREEK		287		287	GRECO	
	NORW			162	162	NORV	
	U S A			501	501	E-U	
COMMODITY TOTAL			437	663	1,100		TOTAL DE MARCHANDISE
MISC.FABRICATED PROD.	NORW			39	39	NORV	OUVRAGES DIVERS
MACHINERY NES	NETH			6	6	P.BAS	MACHINES NDA
	NORW	1		52	53	NORV	
COMMODITY TOTAL		1		58	59		TOTAL DE MARCHANDISE
PASS.AUTOS AND CHASSIS	NORW			13	13	NORV	VOITURES PART.,CHASSIS
MOTOR VEHICLE ENGINES	NORW		150		150	NORV	MOTEURS DE VEH.AUTOM.
EQUIPMENT MISC.	DENMK	4			4	DANMK	MATERIEL DIVERS
	NETH			10	10	P.BAS	
	NORW	7		280	287	NORV	
	LIBER			13	13	LIBER	
	U S A			31	31	E-U	
	OTHER			2	2	AUTRE	
COMMODITY TOTAL		11		336	347		TOTAL DE MARCHANDISE
PERSONAL,HOUSEHOLD GOODS	DENMK	20			20	DANMK	ART.PERS.ET MENAGERS
	GREEK	1	22		23	GRECO	
	NETH			2	2	P.BAS	
	NORW	67		332	399	NORV	
	PANAM	12			12	PANAM	
	U S A			65	65	E-U	
	OTHER	7	503	5	515	AUTRE	
COMMODITY TOTAL		107	525	404	1,036		TOTAL DE MARCHANDISE
CONTAINERS,CLOSURES	NORW	3			3	NORV	CONTENEURS,FERMETURES
MISC. END PRODUCTS NES	DENMK	16	10		26	DANMK	PRODUITS FINIS DIV.NDA
	NETH			9	9	P.BAS	
	NORW			18	18	NORV	
	LIBER		10		10	LIBER	
	OTHER		9		9	AUTRE	
COMMODITY TOTAL		16	29	27	72		TOTAL DE MARCHANDISE
GENERAL CARGO	NETH		618		618	P.BAS	MARCHANDISES DIVERSES
	NORW			67	67	NORV	
	PANAM	4			4	PANAM	
	U S A			10	10	E-U	
	OTHER	543	421		964	AUTRE	
COMMODITY TOTAL		547	1,039	77	1,663		TOTAL DE MARCHANDISE
CONTAINERIZED FREIGHT	NORW			333	333	NORV	FRET CONTENEURESE
	U S A			142	142	E-U	
COMMODITY TOTAL				475	475		TOTAL DE MARCHANDISE
COUNTRY/REGION TOTAL		18,280*	24,623*	5,223*	48,126*		TOTAL DE PAYS/REGION
BURMA							BIRMANIE
METAL FAB.BASIC PROD.	DENMK	26			26	DANMK	OUVR.DE BASE EN METAL
MACHINERY NES	DENMK	3			3	DANMK	MACHINES NDA
EQUIPMENT MISC.	DENMK	14			14	DANMK	MATERIEL DIVERS
PERSONAL,HOUSEHOLD GOODS	DENMK	6			6	DANMK	ART.PERS.ET MENAGERS
MISC. END PRODUCTS NES	DENMK	2			2	DANMK	PRODUITS FINIS DIV.NDA
COUNTRY/REGION TOTAL		51*	*	*	51*		TOTAL DE PAYS/REGION
CAMBODIA-LAOS							CAMBODGE-LAOS
SPICES	DENMK	1			1	DANMK	EPICES
MISC.FOOD PREP.NES	DENMK	13			13	DANMK	OIV.PREP.ALIM.NDA
TEXTILE FAB.MTL NES	DENMK	23			23	DANMK	OUVR.EN MAT.TEXT.NDA
SYNTHETIC RUBBER	DENMK	36			36	DANMK	CAOUTCHOUC SYNTHETIQUE
PLATE & SHEET STEEL	DENMK	2			2	DANMK	TOLES,FEUILLES D'ACIER
STRUCTURAL SHAPES	DENMK	122			122	DANMK	PROFILES DE CONSTRUCT.
COPPER AND ALLOYS	DENMK	39			39	DANMK	CUIVRE ET ALLIAGES

TABLE 2. CARGOES UNLOADED AT CANADIAN PORTS FROM FOREIGN COUNTRIES.

TABLEAU 2. MARCHANDISES DECHARGEES DANS LES PORTS CANADIENS EN PROVENANCE DE PAYS ETRANGERS.

COUNTRY OF ORIGIN AND KIND OF CARGO	REGISTRY OF VESSEL	ATLANTIC ATLANTIQUE	GREAT LAKES GRANDS LACS	PACIFIC PACIFIQUE	TOTAL TOTAL	IMMATIC. DU NAVIRE	PAYS D'ORIGINE ET MARCHANDISE
CAMBODIA-LAOS CONT.							
METAL FAB. BASIC PROD.	DENMK	37			37	DANMK	CAMBODGE-LAOS SUITE
NON-MET. MIN. BASIC PROD	DENMK	13			13	DANMK	OUVR. DE BASE EN METAL
TRACTORS	DENMK	20			20	DANMK	PROD. MIN. NON-MET. BASE
PERSONAL, HSEHOLD GOODS	DENMK	34			34	DANMK	TRACTEURS
CONTAINERS, CLOSURES	DENMK	58			58	DANMK	ART. PERS. ET MENAGERS
MISC. END PRODUCTS NES	DENMK	18			18	DANMK	CONTENEURS, FERMETURES
							PRODUITS FINIS DIV. NDA
COUNTRY/REGION TOTAL		416*	*	*	416*		TOTAL DE PAYS/REGION
CHINA, COMMUN.							
CEREALS UNMILLED, NES	JAPAN		44		44	JAPON	CHINE, COMMUN.
FRUITS, PREP. CANNED	JAPAN		20		20	JAPON	CEREALES NON MOUL., NDA
PEANUTS	JAPAN	189			189	JAPON	FRUITS PREP. EN BOITE
NUTS, EXC. OIL NUTS NES	GREEK			1,039	1,039	GRECQ	CACAHUETES
VEGETABLES, FRESH	JAPAN		72		72	JAPON	NOIX, SAUF OLEAG. NDA
VEGETABLE PREP. NES	JAPAN	136	92		228	JAPON	LEGUMES, FRAIS
MISC. FOOD PREP. NES	JAPAN	405	308		713	JAPON	PREP. DE LEGUMES NDA
RAW HIDES AND SKINS	JAPAN	21			21	JAPON	DIV. PREP. ALIM. NDA
OIL SEEDS, NUTS NES	JAPAN	84	282		366	JAPON	PEAUX ET CUIRS BRUT
RUBBER, ALLIED GUMS, NAT	JAPAN		70		70	JAPON	GRAINES, NOIX OLEAG. NDA
CRUDE VEG. PROD. NES	JAPAN	215			215	JAPON	CAOUTCHOUC GOMMES NAT.
TEXTILE FIBRES NES	JAPAN		5		5	JAPON	PR. BRUTS ORIG. VEG. NDA
ALUMINA, BAUXITE DRES	U K	3,307	11,100		14,407	R U	FIBRES TEXTILES NDA
COTTON, TEXTILE WASTE	JAPAN		114		114	JAPON	MINERAIS ALUMINE, BAUX.
VENEER, PLYWOOD	JAPAN	205			205	JAPON	OECHETS DE COTON, TEXT.
WOOD FAB. MATERIALS	JAPAN	4			4	JAPON	PLACAGES, CONTRE-PLAQ.
TEXTILE FAB. MTL NES	JAPAN	5,427	539		5,966	JAPON	DEMI-PRODUITS EN BOIS
METALLIC SALTS	JAPAN	56			56	JAPON	OUVR. EN MAT. TEXT. NDA
INDORGANIC CHEMS. NES	JAPAN	28			28	JAPON	SELS METALLIQUES
ORGANIC CHEMICALS NES	JAPAN	82	46		128	JAPON	PROD. CHIM. INDRG. NDA
AGRICULTURAL CHEMICALS	JAPAN	1,812	438		2,250	JAPON	PROD. CHIM. ORGAN. NDA
PLASTIC MATERIALS	JAPAN		11		11	JAPON	PROD. CHIM. AGRICOLES
CHEM. SPECIALTIES NES	JAPAN	27	23		50	JAPON	MATIERES PLASTIQUES
PLATE & SHEET STEEL	GREEK		3,604		3,604	GRECQ	PROD. CHIM. SPECTIAUX NDA
NON-FERROUS METALS NES	JAPAN		81		81	JAPON	TOLES, FEUILLES DACIER
METAL FAB. BASIC PROD.	JAPAN	4			4	JAPON	METAUX NON-FERREUX NDA
GLASS BASIC PRODUCTS	JAPAN	20			20	JAPON	OUVR. DE BASE EN METAL
MISC. FABRICATED PROD.	JAPAN		14		14	JAPON	OUVR. DE BASE EN VERRRE
MACHINERY NES	JAPAN	2			2	JAPON	OUVRAGES DIVERS
EQUIPMENT MISC.	JAPAN	5	11		16	JAPON	MACHINES NDA
PERSONAL, HSEHOLD GOODS	JAPAN	2,721	113		2,834	JAPON	MATERIEL DIVERS
MISC. END PRODUCTS NES	JAPAN	109	4		113	JAPON	ART. PERS. ET MENAGERS
GENERAL CARGO	JAPAN	459	182		641	JAPON	PRODUITS FINIS DIV. NDA
CONTAINERIZED FREIGHT	U S A			10	10	E-U	MARCHANDISES DIVERSES
							FRET CONTENEURESE
COUNTRY/REGION TOTAL		15,318*	17,173*	1,049*	33,540*		TOTAL DE PAYS/REGION
INDONESIA							
TEA	DENMK	405			405	DANMK	INDONESIE
	NORV	46			46	NORV	THE
COMMODITY TOTAL		451			451		TOTAL DE MARCHANDISE
SPICES	DENMK	41			41	DANMK	EPICES
	NORV	22			22	NORV	
COMMODITY TOTAL		63			63		TOTAL DE MARCHANDISE
MISC. FOOD PREP. NES	DENMK	202			202	DANMK	DIV. PREP. ALIM. NDA
RUBBER, ALLIED GUMS, NAT	GREEK		111		111	GRECQ	CAOUTCHOUC GOMMES NAT.
CRUDE VEG. PROD. NES	DENMK	3			3	DANMK	PR. BRUTS ORIG. VEG. NDA
ALUMINA, BAUXITE DRES	GREEK	28,845			28,845	GRECQ	MINERAIS ALUMINE, BAUX.
	LIBER	134,842			134,842	LIBER	
	JAPAN	28,058			28,058	JAPON	
COMMODITY TOTAL		191,745			191,745		TOTAL DE MARCHANDISE
TEXTILE FAB. MTL NES	DENMK	2			2	DANMK	OUVR. EN MAT. TEXT. NDA
PERSONAL, HSEHOLD GOODS	DENMK	35			35	DANMK	ART. PERS. ET MENAGERS
MISC. END PRODUCTS NES	DENMK	1			1	DANMK	PRODUITS FINIS DIV. NDA
CONTAINERIZED FREIGHT	DENMK	7			7	DANMK	FRET CONTENEURESE
COUNTRY/REGION TOTAL		192,509*	111*	*	192,620*		TOTAL DE PAYS/REGION
JAPAN							
MEAT, FRESH OR FROZEN	DENMK	5			5	DANMK	JAPON
FISH, FRESH OR FROZEN	DENMK	7			7	DANMK	VIANDE, FRAICHE / CONG.
	GREEK	28			28	GRECQ	POISSON, FRAIS OU CONG.
	NORV	21			21	NORV	
	JAPAN		168		168	JAPON	
COMMODITY TOTAL		56	168		224		TOTAL DE MARCHANDISE
FISH, CANNED	U K	116			116	R U	POISSON EN BOITES
	DENMK	59			59	DANMK	
	NORV	41		184	225	NORV	
	LIBER		66		66	LIBER	
	JAPAN	8	98	51	157	JAPON	
	OTHER		35	372	407	AUTRE	
COMMODITY TOTAL		224	199	607	1,030		TOTAL DE MARCHANDISE
MISCELL. FISH, NES	DENMK	131			131	DANMK	MOLLUSQUES, CRUST., PDA

TABLE 2. CARGOES UNLOADED AT CANADIAN PORTS FROM FOREIGN COUNTRIES.

TABLEAU 2. MARCHANDISES DECHARGEES DANS LES PORTS CANADIENS EN PROVENANCE DE PAYS ETRANGERS.

COUNTRY OF ORIGIN AND KIND OF CARGO	REGISTRY OF VESSEL	ATLANTIC ATLANTIQUE	GREAT LAKES GRANDS LACS	PACIFIC PACIFIQUE	TOTAL TOTAL	IMMATRIC. DU NAVIRE	PAYS D'ORIGINE ET MARCHANDISE
JAPAN	CONT.						JAPON
	GREEK	37			37	GREQ	
	NORW	37		30	67	NORV	
	JAPAN		13		13	JAPON	
	OTHER	20			20	AUTRE	
COMMODITY TOTAL		225	13	30	268		TOTAL DE MARCHANDISE
FRESH FRUITS, BERRIES	U K			2,030	2,030	R U	FRUITS, BAIES FRAIS
	DENMK	21			21	DANMK	
	GER	26		10,061	10,087	ALL	
	NORW			5	5	NORV	
	SWEDN			758	758	SUEDE	
	LIBER	10			10	LIBER	
	OTHER	99		2,557	2,656	AUTRE	
COMMODITY TOTAL		156		15,411	15,567		TOTAL DE MARCHANDISE
FRUITS, PREP. CANNED	GREEK	71			71	GREQ	FRUITS PREP. EN BOITE
	NORW			76	76	NORV	
	LIBER	42			42	LIBER	
	JAPAN	41			41	JAPON	
	OTHER			42	42	AUTRE	
COMMODITY TOTAL		154		118	272		TOTAL DE MARCHANDISE
VEGETABLES, DRIED	DENMK	170			170	DANMK	LEGUMES, SECS
	OTHER			5	5	AUTRE	
COMMODITY TOTAL		170		5	175		TOTAL DE MARCHANDISE
VEGETABLE PREP. NES	DENMK	6			6	DANMK	PREP. DE LEGUMES NOA
	GER	74			74	ALL	
	OTHER		96		96	AUTRE	
COMMODITY TOTAL		80	96		176		TOTAL DE MARCHANDISE
TEA	DENMK	273			273	DANMK	THE
	NORW	15			15	NORV	
	JAPAN	9			9	JAPON	
COMMODITY TOTAL		297			297		TOTAL DE MARCHANDISE
SPICES	DENMK	14			14	DANMK	EPICES
SAUSAGE SKINS, CASINGS	LIBER			788	788	LIBER	BOYAUX A SAUCISSES
MISC. FOOD PREP. NES	U K		28		28	R U	DIV. PREP. ALIM. NDA
	DENMK	83			83	DANMK	
	GER		39		39	ALL	
	GREEK	79	120		199	GREQ	
	NORW	78		512	590	NORV	
	LIBER			26	26	LIBER	
	JAPAN	114	205		321	JAPON	
	U S A			10	10	E-U	
	OTHER			1,077	1,077	AUTRE	
COMMODITY TOTAL		354	392	1,627	2,373		TOTAL DE MARCHANDISE
CONC. COMPLETE FEEDS	LIBER		66		66	LIBER	CONC., PROV. COMPLETES
	JAPAN		18		18	JAPON	
COMMODITY TOTAL			84		84		TOTAL DE MARCHANDISE
ALE, BEER, STOUT, PORTER	NORW			7	7	NORV	ALE, BIÈRE, STOUT, PORTER
	JAPAN	2	8		10	JAPON	
COMMODITY TOTAL		2	8		10		TOTAL DE MARCHANDISE
WINES	JAPAN		10		10	JAPON	VINS
FERM. ALCOHOLIC BEV.	NORW			13	13	NORV	BOISS. ALCOOL. FERME.
	JAPAN	2	10		12	JAPON	
COMMODITY TOTAL		2	10		12		TOTAL DE MARCHANDISE
DIST. ALCOHOLIC BEV.	NORW			9	9	NORV	BOISS. ALCOOL. DIST.
	JAPAN		132		132	JAPON	
	OTHER			128	128	AUTRE	
COMMODITY TOTAL			132	137	269		TOTAL DE MARCHANDISE
TOBACCO NES	JAPAN	1			1	JAPON	TABACS NDA
CRUDE ANIMAL PROD. NES	NORW			8	8	NORV	PR. BRUTS ORIG. ANIM. NDA
	JAPAN	1			1	JAPON	
COMMODITY TOTAL		1			1		TOTAL DE MARCHANDISE
NURSERY, GREENHOUSE STOCK	DENMK	4			4	DANMK	PRD. PEPINIERE, SERRE
RUBBER, ALLIED GUMS, NAT	DENMK	1			1	DANMK	CAOUTCHOUC GOMMES NAT.
	GREEK		6,606		6,606	GREQ	
	NORW			2	2	NORV	
	JAPAN		20		20	JAPON	
	OTHER			255	255	AUTRE	
COMMODITY TOTAL		1	6,626	257	6,884		TOTAL DE MARCHANDISE
CRUDE VEG. PROD. NES	NORW			5	5	NORV	PR. BRUTS ORIG. VEG. NDA
CRUDE WOOD MTL. NES	GREEK	7			7	GREQ	MATIERES BOIS BRUT NDA
	JAPAN	12			12	JAPON	
COMMODITY TOTAL		19			19		TOTAL DE MARCHANDISE
WOOL AND ANIMAL HAIR	DENMK	1			1	DANMK	LAIN, POILS ANIMAL
	NORW			2	2	NORV	
COMMODITY TOTAL		1		2	3		TOTAL DE MARCHANDISE
TEXTILE FIBRES NES	DENMK	36			36	DANMK	FIBRES TEXTILES NOA
	GER	12			12	ALL	
	GREEK	1			1	GREQ	
	NORW			56	56	NORV	
	JAPAN	21			21	JAPON	
	U S A			37	37	E-U	
COMMODITY TOTAL		70		93	163		TOTAL DE MARCHANDISE
ORES AND CONC. NES	JAPAN	31			31	JAPON	MINERAIS ET CONC. NDA
CLAY MATERIALS NES	GREEK	4,379			4,379	GREQ	MATIERES ARGIL. NDA
CRUDE NON-MET. MIN. NES	DENMK	177			177	DANMK	MIN. NON-MET. BRUTS NDA
	JAPAN	34			34	JAPON	
	OTHER	178			178	AUTRE	
COMMODITY TOTAL		389			389		TOTAL DE MARCHANDISE

TABLE 2. CARGOES UNLOADED AT CANADIAN PORTS FROM FOREIGN COUNTRIES.

TABLEAU 2. MARCHANDISES DECHARGEES DANS LES PORTS CANADIENS EN PROVENANCE DE PAYS ETRANGERS.

COUNTRY OF ORIGIN AND KIND OF CARGO	REGISTRY OF VESSEL	ATLANTIC ATLANTIQUE	GREAT LAKES GRANDS LACS	PACIFIC PACIFIQUE	TOTAL TOTAL	IMMATIC. DU NAVIRE	PAYS D'ORIGINE ET MARCHANDISE
JAPAN COTTON, TEXTILE WASTE	U K		10		10	R U	JAPON SUITE DECHETS DE COTON, TEXT.
	GER		80		80	ALL	
	GREEK		36		36	GREQ	
	NORW			5	5	NORV	
	LIBER		91		91	LIBER	
COMMODITY TOTAL			217	5	222		TOTAL DE MARCHANDISE
WASTE AND SCRAP NES	DTHR			39	39	AUTRE	DECHETS ET REBUTS NDA
LEATHER	DENMK	3			3	DANMK	CUIR
	OTHER			35	35	AUTRE	
COMMODITY TOTAL		3		35	38		TOTAL DE MARCHANDISE
RUBBER FAB. MATERIALS	U K		10		16	R U	DEMI-PROD. CADUTCHOUC
	DENMK	299			299	DANMK	
	GER		56		63	ALL	
	GREEK	29	58		87	GREQ	
	NORW	3		145	148	NORV	
	LIBER		60		60	LIBER	
	JAPAN	1	109		110	JAPON	
	U S A			45	45	E-U	
	OTHER	58	2	6	66	AUTRE	
COMMODITY TOTAL		363	295	196	854		TOTAL DE MARCHANDISE
LUMBER AND TIMBER	DENMK				51	DANMK	BOIS D'OEUVRE ET CHARP.
	GREEK				5	GREQ	
	OTHER	1,364		41	1,405	AUTRE	
COMMODITY TOTAL		1,420		41	1,461		TOTAL DE MARCHANDISE
VENEER, PLYWOOD	U K				10	R U	PLACAGES, CONTRE-PLAQ.
	DENMK				8	DANMK	
	GER		58		92	ALL	
	GREEK		44		64	GREQ	
	NORW			320	368	NORV	
	LIBER			434	533	LIBER	
	JAPAN			1,175	1,268	JAPON	
	DTHR			2,453	2,453	AUTRE	
COMMODITY TOTAL		312	102	4,382	4,796		TOTAL DE MARCHANDISE
WOOD FAB. MATERIALS	DENMK				7	DANMK	DEMI-PRODUITS EN BOIS
	GREEK				12	GREQ	
	NORW			15	17	NORV	
	JAPAN				12	JAPON	
	OTHER				6	AUTRE	
COMMODITY TOTAL		33			54		TOTAL DE MARCHANDISE
PAPER NES	NORW				21	NORV	PAPIER NDA
	DTHR				223	AUTRE	
COMMODITY TOTAL		1			244		TOTAL DE MARCHANDISE
BLOG. PAPER AND BOARD	GREEK				1	GREQ	PLAQ. CONSTR. PAPIER/CART.
	OTHER				6	AUTRE	
COMMODITY TOTAL		1			7		TOTAL DE MARCHANDISE
WET MACHINE BOARD	NORW				3	NORV	CARTON EN PATE PRESSE
	OTHER				62	AUTRE	
COMMODITY TOTAL					65		TOTAL DE MARCHANDISE
CORDAGE, TWINE, ROPE	DENMK				17	DANMK	CORDAGE, FICELLE, CORDE
	JAPAN				10	JAPON	
	OTHER				2	AUTRE	
COMMODITY TOTAL		29			29		TOTAL DE MARCHANDISE
TEXTILE FAB. MTL NES	U K				9	R U	OVR. EN MAT. TEXT. NDA
	DENMK				476	DANMK	
	GER		414		727	ALL	
	GREEK				123	GREQ	
	NETH			17	17	P. BAS	
	NORW			1,654	1,776	NORV	
	LIBER				125	LIBER	
	JAPAN		169		396	JAPON	
	U S A			244	244	E-U	
	OTHER	16		686	702	AUTRE	
COMMODITY TOTAL		1,411	583	2,601	4,595		TOTAL DE MARCHANDISE
FISH, MARINE ANIMAL OIL	NORW				11	NORV	HUIL. DE POISSON, AN. MAR
VEG. OILS, FATS NES	DENMK				1	DANMK	HUIL. MAT. GRAS. VEG. NDA
METALLIC SALTS	NORW				11	NORV	SELS METALLIQUES
	OTHER		34	26	60	AUTRE	
COMMODITY TOTAL		11	34	26	71		TOTAL DE MARCHANDISE
INORGANIC CHEMS. NES	GREEK				6	GREQ	PROD. CHIM. INORG. NDA
	NORW				2	NORV	
	OTHER				18	AUTRE	
COMMODITY TOTAL		6			26		TOTAL DE MARCHANDISE
ORGANIC CHEMICALS NES	U K		145	4,300	4,472	R U	PROD. CHIM. ORGAN. NDA
	DENMK				149	DANMK	
	GER		5		5	ALL	
	GREEK		20		209	GREQ	
	NORW			17,118	17,264	NORV	
	LIBER		196	2,970	3,166	LIBER	
	JAPAN		295		494	JAPON	
	OTHER		15	744	804	AUTRE	
COMMODITY TOTAL		747	684	25,132	26,563		TOTAL DE MARCHANDISE
FERTILIZERS NES	OTHER				419	AUTRE	ENGRAIS CHIMIQUE NDA
AGRICULTURAL CHEMICALS	U K				3	R U	PROD. CHIM. AGRICOLES
	DENMK				56	DANMK	
	JAPAN		28		28	JAPON	
COMMODITY TOTAL		59	28		87		TOTAL DE MARCHANDISE

TABLE 2. CARGOES UNLOADED AT CANADIAN PORTS FROM FOREIGN COUNTRIES.

TABLEAU 2. MARCHANDISES DECHARGEES DANS LES PORTS CANADIENS EN PROVENANCE DE PAYS ETRANGERS.

COUNTRY OF ORIGIN AND KIND OF CARGO	REGISTRY OF VESSEL	ATLANTIC ATLANTIQUE	GREAT LAKES GRANDS LACS	PACIFIC PACIFIQUE	TOTAL TOTAL	IMMATIC. DU NAVIRE	PAYS D'ORIGINE ET MARCHANDISE
JAPAN CONT. SYNTHETIC RUBBER	U K		129		129	R U	JAPON SUITE CAOUTCHOUC SYNTHETIQUE
	DENMK	64			64	DANMK	
	GER		144		144	ALL	
	GREEK	29			29	GRECQ	
	NORW	86			86	NORV	
	LIBER	35	66		101	LIBER	
	JAPAN	19	91		110	JAPON	
	OTHER	64	9		73	AUTRE	
COMMODITY TOTAL		297	439		736		TOTAL DE MARCHANDISE
PLASTIC MATERIALS	U K	39	120		159	R U	MATIERES PLASTIQUES
	DENMK	261			261	DANMK	
	GER	375	10		385	ALL	
	GREEK	251	33		284	GRECQ	
	NORW	177		110	287	NORV	
	LIBER	36	5		41	LIBER	
	JAPAN	3	201		204	JAPON	
	U S A			270	270	E-U	
	OTHER	4	129	20	153	AUTRE	
COMMODITY TOTAL		1,146	498	400	2,044		TOTAL DE MARCHANDISE
DYESTUFF, PIGMENT, PAINT	DENMK	7			7	DANMK	MAT. COLOR. PIG. PEINTURE
	NORW	3		10	13	NORV	
	JAPAN	12			12	JAPDN	
	OTHER		4		4	AUTRE	
COMMODITY TOTAL		22	4	10	36		TOTAL DE MARCHANDISE
CHEM. SPECIALTIES NES	U K	5			5	R U	PROD. CHIM. SPECIAUX NOA
	GER	255			255	ALL	
	NORW	36			36	NORV	
COMMODITY TOTAL		296			296		TOTAL DE MARCHANDISE
FERRO-ALLOYS	DENMK	13			13	DANMK	FERRO-ALLIAGES
	GREEK	11			11	GRECQ	
	JAPAN	329			329	JAPON	
	OTHER		96		96	AUTRE	
COMMODITY TOTAL		353	96		449		TOTAL DE MARCHANDISE
PIG IRON	JAPAN		77		77	JAPON	FER EN GUEUSE
PRIMARY IRON, STEEL NES	U K		643		643	R U	FER, ACIER PRIMAIR. NOA
	DENMK	6			6	DANMK	
	LIBER			736	736	LIBER	
COMMODITY TOTAL		6	643	736	1,385		TOTAL DE MARCHANDISE
CASTINGS, FORGINGS	DENMK	86			86	DANMK	MOUL. PIECES FORGEES
	GER	85			85	ALL	
	NORW			6	6	NORV	
	LIBER			11,049	11,049	LIBER	
	OTHER			242	242	AUTRE	
COMMODITY TOTAL		171		11,297	11,468		TOTAL DE MARCHANDISE
BAR AND RODS, STEEL	U K	9	85		94	R U	BARRES ET TIGES ACIER
	DENMK	508			508	DANMK	
	GER	187	878		1,065	ALL	
	GREEK	4,613	304	3,115	8,032	GRECQ	
	NORW			73	73	NORV	
	LIBER	181	475	36,745	37,401	LIBER	
	JAPAN	52	1,025	11,769	12,846	JAPON	
	U S A			10	10	E-U	
	OTHER	2,918	2,211	6,110	11,239	AUTRE	
COMMODITY TOTAL		8,468	4,978	57,822	71,268		TOTAL DE MARCHANDISE
PLATE & SHEET STEEL	U K	10			10	R U	TOLES, FEUILLES DACIER
	DENMK	220			220	DANMK	
	GER	3,533	5,078		8,611	ALL	
	GREEK	1,077	1,238		2,315	GRECQ	
	ITALY	2,588			2,588	ITAL	
	NORW	5		153	158	NORV	
	LIBER	3,653	22,787	137,746	164,186	LIBER	
	JAPAN	4,347	3,356	57,042	64,745	JAPON	
	PANAM		3,688		3,688	PANAM	
	U S A			57	57	E-U	
	OTHER		2,279	8,031	10,310	AUTRE	
COMMODITY TOTAL		15,433	38,426	203,029	256,888		TOTAL DE MARCHANDISE
STRUCTURAL SHAPES	DENMK	363			363	DANMK	PROFILES DE CONSTRUCT.
	GER	91	1,127		1,218	ALL	
	GREEK	33	5,597	8,038	13,668	GRECQ	
	ITALY		3,570		3,570	ITAL	
	NORW	2,780			2,808	NORV	
	LIBER		206	39,597	39,803	LIBER	
	JAPAN	3,352	7,154	21,333	31,839	JAPON	
	OTHER	788	78	20,499	21,365	AUTRE	
COMMODITY TOTAL		7,407	17,732	89,495	114,634		TOTAL DE MARCHANDISE
RAILS & TRACK MATERIAL	OTHER			9	9	AUTRE	RAILS, MAT. VOIE FERREE
PIPES, TUBES: IRON, STEEL	U K	52			52	R U	TUYAUX, TUBES: FER, ACIER
	DENMK	34			34	DANMK	
	GREEK	692	142		834	GRECQ	
	NORW	26		33	59	NORV	
	LIBER			19,134	19,134	LIBER	
	JAPAN	2,746	29	15,853	18,628	JAPON	
	PANAM			3,201	3,201	PANAM	
	U S A			29	29	E-U	
	OTHER			199	298	AUTRE	
COMMODITY TOTAL		3,550	270	38,449	42,269		TOTAL DE MARCHANDISE

TABLE 2. CARGOES UNLOADED AT CANADIAN PORTS FROM FOREIGN COUNTRIES.

TABLEAU 2. MARCHANDISES DECHARGEES DANS LES PORTS CANADIENS EN PROVENANCE DE PAYS ETRANGERS.

COUNTRY OF ORIGIN AND KIND OF CARGO	REGISTRY OF VESSEL	ATLANTIC ATLANTIQUE	GREAT LAKES GRANOS LACS	PACIFIC PACIFIQUE	TOTAL TOTAL	IMMATIC. DU NAVIRE	PAYS D'ORIGINE ET MARCHANDISE
JAPAN WIRE	CONT.						JAPON SUITE FIL METALLIQUE
	DENMK	112			112	DANMK	
	GER	186			218	ALL	
	GREEK		32		78	GRECQ	
	NORW			241	241	NORV	
	LIBER	341		348	689	LIBER	
	JAPAN	391	502		893	JAPON	
	U S A			356	356	E-U	
	OTHER	552	17	3,791	4,360	AUTRE	
COMMODITY TOTAL ALUMINIUM		1,582	629	4,736	6,947		TOTAL DE MARCHANDISE ALUMINIUM
	DENMK	28			28	DANMK	
	GER		4		4	ALL	
	NORW	11		4	15	NORV	
	JAPAN	5			5	JAPON	
	OTHER			7	7	AUTRE	
COMMODITY TOTAL COPPER AND ALLDYS		44	4	11	59		TOTAL DE MARCHANDISE CUIVRE ET ALLIAGES
	DENMK	129			129	DANMK	
	NORW			6	6	NORV	
	JAPAN	12	142		154	JAPON	
COMMODITY TOTAL LEAD AND ALLOYS		141	142	6	289		TOTAL DE MARCHANDISE PLOMB ET ALLIAGES
ZINC AND ALLOYS	GREEK	15			15	GRECQ	
	DENMK	19			19	DANMK	
	GREEK		3		3	GRECQ	
	NORW			13	13	NORV	
COMMODITY TOTAL NON-FERROUS METALS NES		19	3	13	35		TOTAL DE MARCHANDISE METAUX NON-FERREUX NOA
	DENMK	25			25	DANMK	
	NORW			193	193	NORV	
	JAPAN	46	55		101	JAPON	
COMMODITY TOTAL METAL FAB.BASIC PROD.		71	55	193	319		TOTAL DE MARCHANDISE OUVR.DE BASE EN METAL
	U K	154	307		461	R U	
	DENMK	2,335			2,335	DANMK	
	GER	163	1,131		1,294	ALL	
	GREEK	1,506	591		2,097	GRECQ	
	NETH			11	11	P.BAS	
	NORW	363		1,924	2,287	NORV	
	LIBER	178	2,403	7,995	10,576	LIBER	
	JAPAN	654	1,205	8,589	10,448	JAPON	
	U S A			94	94	E-U	
	OTHER	450	296	11,643	12,389	AUTRE	
COMMODITY TOTAL DRAIN TILES,PIPES BRICKS,TILES NES		5,803	5,933	30,256	41,992		TOTAL DE MARCHANDISE TUILES TUY.DE DRAINAGE BRIQUES,TUILES NOA
	OTHER			3	3	AUTRE	
	U K	307	46		353	R U	
	DENMK	25			25	DANMK	
	GER	677	435		1,112	ALL	
	GREEK	27	185		212	GRECQ	
	JAPAN	16	402		418	JAPON	
	OTHER	59	114	368	541	AUTRE	
COMMODITY TOTAL GLASS BASIC PRODUCTS		1,111	1,182	368	2,661		TOTAL DE MARCHANDISE OUVR.DE BASE EN VERRE
	DENMK	12			12	DANMK	
	GREEK	26	31		57	GRECQ	
	NORW			1,225	1,225	NORV	
	JAPAN	13	69		82	JAPON	
	U S A			1,414	1,414	E-U	
	OTHER	19		100	119	AUTRE	
COMMODITY TOTAL ASBESTOS BASIC PROD.		70	100	2,739	2,909		TOTAL DE MARCHANDISE OUVR.DE BASE AMIANTE
	DENMK	6			6	DANMK	
	LIBER	9			9	LIBER	
	OTHER	116			116	AUTRE	
COMMODITY TOTAL LIME NON-MET.MIN.BASIC PROD		131			131		TOTAL DE MARCHANDISE CHAUX PROD.MIN.NON-MET.BASE
	OTHER			29	29	AUTRE	
	U K		8		8	R U	
	DENMK	410			410	DANMK	
	GER	233			233	ALL	
	GREEK	1,233			1,233	GRECQ	
	NORW	10		43	53	NORV	
	LIBER	443	228		671	LIBER	
	JAPAN	69	175		244	JAPON	
	U S A			1	1	E-U	
	OTHER			972	1,068	AUTRE	
COMMODITY TOTAL MISC.FABRICATED PROD.		2,398	507	1,016	3,921		TOTAL DE MARCHANDISE OUVRAGES DIVERS
	U K		100		100	R U	
	DENMK	688			688	DANMK	
	GER		6		6	ALL	
	GREEK	12	28		40	GRECQ	
	NORW			566	566	NORV	
	LIBER	124	530		654	LIBER	
	JAPAN	25			25	JAPON	
	U S A			48	48	E-U	
	OTHER	4	3	118	125	AUTRE	
COMMODITY TOTAL TRACTORS		853	667	732	2,252		TOTAL DE MARCHANDISE TRACTEURS
	DENMK	2			2	DANMK	
	GER		89		89	ALL	
	GREEK	37	33		70	GRECQ	
	NORW	504		1,005	1,509	NORV	
	JAPAN	1,169			1,169	JAPON	
	U S A			100	100	E-U	
	OTHER			417	417	AUTRE	
COMMODITY TOTAL		1,712	1,122	1,822	3,656		TOTAL DE MARCHANDISE

TABLE 2. CARGOES UNLOADED AT CANADIAN PORTS FROM FOREIGN COUNTRIES.

TABLÉAU 2. MARCHANDISES DECHARGÉES DANS LES PORTS CANADIENS EN PROVENANCE DE PAYS ÉTRANGERS.

COUNTRY OF ORIGIN AND KIND OF CARGO	REGISTRY OF VESSEL	ATLANTIC ATLANTIQUE	GREAT LAKES GRANDS LACS	PACIFIC PACIFIQUE	TOTAL TOTAL	IMMATIC. DU NAVIRE	PAYS D'ORIGINE ET MARCHANDISE
JAPAN MACHINERY NES	CONT.						JAPON MACHINES NOA SUITE
	U K		40		40	R U	
	DENMK	1,161			1,161	DANMK	
	GER		163		163	ALL	
	GREEK	12	60		72	GRECQ	
	NETH			2	2	P.BAS	
	NORW	105		4,650	4,755	NORV	
	LIBER	8			8	LIBER	
	JAPAN	1,459	623	63	2,145	JAPON	
	U S A			363	363	E-U	
	OTHER	60		862	922	AUTRE	
COMMODITY TOTAL PASS.AUTOS AND CHASSIS		2,805	886	5,940	9,631		TOTAL DE MARCHANDISE VOITURES PART.,CHASSIS
	GER			2,823	2,823	ALL	
	GREEK			7,261	7,261	GRECQ	
	NORW			8,021	8,021	NORV	
	LIBER			14,603	14,603	LIBER	
	JAPAN	4,493		23,327	27,820	JAPON	
	PANAM	1,529		3,505	5,034	PANAM	
	OTHER			3,030	3,030	AUTRE	
COMMODITY TOTAL TRUCKS AND CHASSIS		6,022		62,570	68,592		TOTAL DE MARCHANDISE CAMIONS ET CHASSIS
	DENMK	33			33	DANMK	
	GER	18			18	ALL	
	NORW	3		1,375	1,378	NORV	
	LIBER			465	465	LIBER	
	PANAM			415	415	PANAM	
COMMODITY TOTAL MOTOR VEHICLE ENGINES		54	115	2,255	2,309		TOTAL DE MARCHANDISE MOTEURS DE VEH.AUTOM.
	U K				115	R U	
	DENMK	254			254	DANMK	
	GER	17	78		95	ALL	
	GREEK	22	139		161	GRECQ	
	NORW	13		209	222	NORV	
	LIBER	10	1,680		1,690	LIBER	
	JAPAN	6	40	223	269	JAPON	
	U S A			2	2	E-U	
	OTHER		24	517	541	AUTRE	
COMMODITY TOTAL ROAD MOTOR VEH. NOS		322	2,076	951	3,349		TOTAL DE MARCHANDISE VEH.AUTOM.ROUTIERS NOA
	DENMK	9			9	DANMK	
	NORW			118	118	NORV	
	JAPAN	25			25	JAPON	
	U S A			13	13	E-U	
	OTHER			785	785	AUTRE	
COMMODITY TOTAL SHIPS,AIRCRAFT,MIS.VEH		34		916	950		TOTAL DE MARCHANDISE NAVIRES,AVIONS,VEH.DIV
	DENMK	14			14	DANMK	
	GER	3			3	ALL	
	GREEK	31			31	GRECQ	
	NORW	6		97	103	NORV	
	LIBER	45			45	LIBER	
	JAPAN	134			134	JAPON	
	U S A			27	27	E-U	
	OTHER	12		292	304	AUTRE	
COMMODITY TOTAL RUBBER TIRES AND TUBES		245		416	661		TOTAL DE MARCHANDISE PNEUS, CHAMBRES A AIR
	DENMK	3			3	DANMK	
	GER		37		37	ALL	
	GREEK	25	24		49	GRECQ	
	LIBER	10			10	LIBER	
	JAPAN	10	21		31	JAPON	
	OTHER	6		290	296	AUTRE	
COMMODITY TOTAL EQUIPMENT MISC.		54	82	290	426		TOTAL DE MARCHANDISE MATERIEL DIVERS
	U K		12		12	R U	
	DENMK	320			320	DANMK	
	GER	133	67		200	ALL	
	GREEK	203	13		216	GRECQ	
	NORW	169		2,057	2,226	NORV	
	LIBER	30	109		139	LIBER	
	JAPAN	39	1,493		1,532	JAPON	
	U S A			152	152	E-U	
	OTHER	4	58	4,074	4,136	AUTRE	
COMMODITY TOTAL PERSONAL,HOUSEHOLD GOODS		898	1,752	6,283	8,933		TOTAL DE MARCHANDISE ART.PERS.ET MENAGERS
	U K	126	502		628	R U	
	DENMK	959			959	DANMK	
	GER	234	360		594	ALL	
	GREEK	185	394	2	581	GRECQ	
	NETH			9	9	P.BAS	
	NORW	316		2,622	2,938	NORV	
	LIBER	297	525		822	LIBER	
	JAPAN	87	868	17	972	JAPON	
	U S A			95	95	E-U	
	OTHER	67	49	3,963	4,079	AUTRE	
COMMODITY TOTAL CONTAINERS,CLOSURES		2,271	2,698	6,708	11,677		TOTAL DE MARCHANDISE CONTENEURS,FERMETURES
	DENMK	75			75	DANMK	
	GREEK	6			6	GRECQ	
	NORW	58			58	NORV	
	LIBER	21			21	LIBER	
	JAPAN		11	30	41	JAPON	
	OTHER			140	140	AUTRE	
COMMODITY TOTAL MISC. ENO PRODUCTS NES		160	11	170	341		TOTAL DE MARCHANDISE PRODUITS FINIS DIV.NOA
	U K	18	124		142	R U	

TABLE 2. CARGOES UNLOADED AT CANADIAN PORTS FROM FOREIGN COUNTRIES.

TABLEAU 2. MARCHANDISES DECHARGEES DANS LES PORTS CANADIENS EN PROVENANCE DE PAYS ETRANGERS.

COUNTRY OF ORIGIN AND KIND OF CARGO	REGISTRY OF VESSEL	ATLANTIC ATLANTIQUE	GREAT LAKES GRANDS LACS	PACIFIC PACIFIQUE	TOTAL TOTAL	IMMATIC. DU NAVIRE	PAYS D'ORIGINE ET MARCHANDISE
JAPAN	CONT.						JAPON SUITE
	DENMK	346			346	DANMK	
	GER	54	3		57	ALL	
	GREEK	720			720	GREQC	
	NORW	59		906	965	NDRV	
	LIBER	5	131		136	LIBER	
	JAPAN	321	29	30	380	JAPON	
	U S A			36	36	E-U	
	OTHER	10	11	376	397	AUTRE	
COMMODITY TOTAL GENERAL CARGO		1,533	298	1,348	3,179		TOTAL DE MARCHANDISE MARCHANDISES DIVERSES
	DENMK	229			229	DANMK	
	GER	116	133		249	ALL	
	GREEK	329	143		472	GREQC	
	NETH			1	1	P.BAS	
	NORW	9		1,241	1,250	NORV	
	LIBER	57	43		100	LIBER	
	JAPAN	787	485		1,272	JAPON	
	U S A				22	E-U	
	OTHER	22		509	531	AUTRE	
COMMODITY TOTAL CONTAINERIZED FREIGHT		1,549	804	1,773	4,126		TOTAL DE MARCHANDISE FRET CONTENEURESE
	U K	1,303			1,303	R U	
	DENMK	1,257			1,257	DANMK	
	GER	1,764	28		1,792	ALL	
	GREEK		38		38	GREQC	
	NORW			3,004	3,004	NORV	
	LIBER	1,705	8	1,024	2,737	LIBER	
	JAPAN	39,613	744	86,057	126,414	JAPON	
	PANAM			553	553	PANAM	
	U S A			1,164	1,164	E-U	
	OTHER	14,561		7,649	22,210	AUTRE	
COMMODITY TOTAL		60,203	818	99,451	160,472		TOTAL DE MARCHANDISE
COUNTRY/REGION TOTAL		138,292*	91,613*	684,282*	914,187*		TOTAL DE PAYS/REGION
KOREA - SOUTH							COREE DU SUD
FISH, SALTED OR CURED	NORW	1			1	NORV	POISSON, SALE OU FUME
SHELL FISH, NES	LIBER		3		3	LIBER	MOLLUSQUES CRUST., NDA
	U S A			13	13	E-U	
COMMODITY TOTAL			3	13	16		TOTAL DE MARCHANDISE
VEGETABLE PREP. NES	GREEK	17			17	GREQC	PREP. DE LEGUMES NDA
	OTHER			36	36	AUTRE	
COMMODITY TOTAL		17		36	53		TOTAL DE MARCHANDISE
MISC. FOOD PREP. NES	NORW			105	105	NORV	DIV. PREP. ALIM. NDA
	LIBER	173			173	LIBER	
	U S A			26	26	E-U	
	OTHER			49	49	AUTRE	
COMMODITY TOTAL		173		180	353		TOTAL DE MARCHANDISE
RUBBER FAB. MATERIALS	NORW	9			9	NORV	DEMI-PROD. CAOUTCHOUC
	OTHER			4	4	AUTRE	
COMMODITY TOTAL		9			13		TOTAL DE MARCHANDISE
LUMBER AND TIMBER	U S A			96	96	E-U	BOIS OCCUVRE ET CHARP.
	OTHER			1,103	1,103	AUTRE	
COMMODITY TOTAL				1,199	1,199		TOTAL DE MARCHANDISE
VENEER, PLYWOOD	U K	948	310		1,258	R U	PLACAGES, CONTRE-PLAQ.
	GER	452	128		580	ALL	
	GREEK	6,014	183		6,197	GREQC	
	NETH			13	13	P.BAS	
	NORW			525	525	NORV	
	LIBER	1,622			1,622	LIBER	
	U S A			315	315	E-U	
	OTHER			1,221	1,221	AUTRE	
COMMODITY TOTAL		9,036	621	2,074	11,731		TOTAL DE MARCHANDISE
WOOD FAB. MATERIALS	NORW			9	9	NORV	DEMI-PRODUITS EN BOIS
	OTHER			658	658	AUTRE	
COMMODITY TOTAL				667	667		TOTAL DE MARCHANDISE
CORDAGE, TWINE, ROPE	JAPAN	5			5	JAPON	CORDAGE, FICELLE, CORDE
	OTHER	28		11	39	AUTRE	
COMMODITY TOTAL		33		11	44		TOTAL DE MARCHANDISE
TEXTILE FAB. MTL NES	NORW	37		122	159	NORV	OUVR. EN MAT. TEXT. NDA
	PANAM			4	4	PANAM	
	U S A			98	98	E-U	
	OTHER			13	13	AUTRE	
COMMODITY TOTAL		37		237	274		TOTAL DE MARCHANDISE
PLASTIC MATERIALS	NORW			2	2	NORV	MATIERES PLASTIQUES
PLATE & SHEET STEEL	LIBER	11			11	LIBER	TOLES, FEUILLES DACIER
STRUCTURAL SHAPES	NDRV			20	20	NORV	PROFILES DE CONSTRUCT.
WIRE	NORW			239	239	NORV	FIL METALLIQUE
	OTHER			31	31	AUTRE	
COMMODITY TOTAL				270	270		TOTAL DE MARCHANDISE
NICKEL AND ALLOYS	LIBER		442		442	LIBER	NICKEL ET ALLIAGES
METAL FAB. BASIC PRDO.	NORW			141	141	NORV	OUVR. DE BASE EN METAL
	U S A			19	19	E-U	
	OTHER	23		24	47	AUTRE	
COMMODITY TOTAL		23		184	207		TOTAL DE MARCHANDISE
BRICKS, TILES NES	NORW			95	95	NORV	BRIQUES, TUILLES NDA
	OTHER			87	87	AUTRE	
COMMODITY TOTAL				182	182		TOTAL DE MARCHANDISE

TABLE 2. CARGOES UNLOADED AT CANADIAN PORTS FROM FOREIGN COUNTRIES.

TABLEAU 2. MARCHANDISES DECHARGEES DANS LES PORTS CANADIENS EN PROVENANCE DE PAYS ETRANGERS.

COUNTRY OF ORIGIN AND KIND OF CARGO	REGISTRY OF VESSEL	ATLANTIC ATLANTIQUE	GREAT LAKES GRANDS LACS	PACIFIC PACIFIQUE	TOTAL TOTAL	IMMTRIC. DU NAVIRE	PAYS D'ORIGINE ET MARCHANDISE
KOREA - SOUTH COMT. GLASS BASIC PRODUCTS	GREEK	31			31	GRECQ	COREE DU SUD SUITE
	NETH			48	48	P.BAS	OUVR.DE BASE EN VERRE
	NORW	41		884	925	NORV	
	U S A			686	686	E-U	
	OTHER			685	685	AUTRE	
COMMODITY TOTAL		72		2,303	2,375		TOTAL DE MARCHANDISE
MISC.FABRICATED PROD.	NETH			148	148	P.BAS	OUVRAGES OIVERS
	NORW	162			162	NDRV	
	LIBER	15			15	LIBER	
COMMODITY TOTAL		177		148	325		TOTAL DE MARCHANDISE
SHIPS,AIRCRAFT,MIS.VEH	OTHER			25	25	AUTRE	NAVIRES,AVIONS,VEH.OIV
EQUIPMENT MISC.	NETH			17	17	P.BAS	MATERIEL DIVERS
	NORW			552	552	NORV	
	OTHER			89	89	AUTRE	
COMMODITY TOTAL				658	658		TOTAL DE MARCHANDISE
PERSONAL,HSEHOLD GOODS	GER	19	92		111	ALL	ART.PERS.ET MENAGERS
	GREEK	10			10	GRECQ	
	NETH			45	45	P.BAS	
	NORW	69		895	964	NORV	
	LIBER	1			1	LIBER	
	PANAM			3	3	PANAM	
	U S A			25	25	E-U	
	OTHER			159	159	AUTRE	
COMMODITY TOTAL		99	92	1,127	1,318		TOTAL DE MARCHANDISE
MISC. END PRODUCTS NES	LIBER		26		26	LIBER	PRODUITS FINIS DIV.NDA
	U S A			17	17	E-U	
	OTHER	1		89	90	AUTRE	
COMMODITY TOTAL		1	26	106	133		TOTAL DE MARCHANDISE
GENERAL CARGO	GREEK	2			2	GRECQ	MARCHANDISES DIVERSES
	NORW			1	1	NORV	
	OTHER			1,199	1,199	AUTRE	
COMMODITY TOTAL		2		1,200	1,202		TOTAL DE MARCHANDISE
CONTAINERIZED FREIGHT	GER	24			24	ALL	FRET CONTENEURESE
	NORW			2,015	2,015	NORV	
	LIBER	739		11	750	LIBER	
	JAPAN			59	59	JAPON	
	PANAM			45	45	PANAM	
	U S A			1,086	1,086	E-U	
	OTHER	3,373			3,373	AUTRE	
COMMODITY TOTAL		4,136		3,216	7,352		TOTAL DE MARCHANDISE
COUNTRY/REGION TOTAL		13,827*	1,184*	13,862*	28,873*		TOTAL DE PAYS/REGION
PHILIPPINES							PHILIPPINES
FISH,FRESH OR FROZEN	NETH			6	6	P.BAS	POISSON,FRAIS OU CONG.
	U S A			25	25	E-U	
COMMODITY TOTAL				31	31		TOTAL DE MARCHANDISE
SHELL FISH,NES	U S A			28	28	E-U	MOLLUSQUES CRUST.,NDA
MACARONI,CEREAL PROD.	OTHER	613			613	AUTRE	PATES ALIM.PROD.CEREAL
FRESH FRUITS,BERRIES	GREEK		2,488		2,488	GRECQ	FRUITS, BAIES FRAIS
	NORW			7	7	NORV	
	U S A			158	158	E-U	
COMMODITY TOTAL			2,488	165	2,653		TOTAL DE MARCHANDISE
FRUIT JUICES	GREEK	218			218	GRECQ	JUS DE FRUIT
	U S A	1,832			1,832	E-U	
COMMODITY TOTAL		2,050			2,050		TOTAL DE MARCHANDISE
FRUITS, PREP. CANNED	GREEK	823			823	GRECQ	FRUITS PREP. EN BOITE
	U S A	3,708			3,708	E-U	
COMMODITY TOTAL		4,531			4,531		TOTAL DE MARCHANDISE
PEANUTS	NETH			40	40	P.BAS	CACAHUETES
	U S A			20	20	E-U	
COMMODITY TOTAL				60	60		TOTAL DE MARCHANDISE
NUTS,EXC.OIL NUTS NES	DENMK	113			113	DANMK	NOIX,SAUF OLEAG.NDA
	NETH			175	175	P.BAS	
	NORW	2,309		42	2,351	NORV	
	U S A			449	449	E-U	
COMMODITY TOTAL		2,422		666	3,088		TOTAL DE MARCHANDISE
COFFEE	OTHER			385	385	AUTRE	CAFE
TEA	NORW	10			10	NORV	THE
MISC.FOOD PREP.NES	DENMK	112			112	DANMK	DIV.PREP.ALIM.NDA
	NORW	33		40	73	NORV	
	U S A			20	20	E-U	
COMMODITY TOTAL		145		60	205		TOTAL DE MARCHANDISE
FEEOS OF ANIMAL DRIGIN	NORW			2	2	NORV	PROV.DDRIGINE ANIMALE
DIST.ALCOHOLIC BEV.	NORW	4			4	NORV	BOISS.ALCOOL.DIST.
CRUDE ANIMAL PROD.NES	DENMK	1			1	DANMK	PR.BRUTS DRIG.ANIM.NDA
	NETH			2	2	P.BAS	
COMMODITY TOTAL		1		2	3		TOTAL DE MARCHANDISE
TEXTILE FIBRES NES	NORW			28	28	NORV	FIBRES TEXTILES NDA
	U S A			170	170	E-U	
	OTHER	14			14	AUTRE	
COMMODITY TOTAL		14		198	212		TOTAL DE MARCHANDISE
ORES AND CONC.NES	GREEK	20,500			20,500	GRECQ	MINERAIS ET CONC.NDA
	OTHER	11,300			11,300	AUTRE	
COMMODITY TOTAL		31,800			31,800		TOTAL DE MARCHANDISE

TABLE 2. CARGOES UNLOADED AT CANADIAN PORTS FROM FOREIGN COUNTRIES.

TABLEAU 2. MARCHANDISES DECHARGEES DANS LES PORTS CANADIENS EN PROVENANCE DE PAYS ETRANGERS.

COUNTRY OF ORIGIN AND KIND OF CARGO	REGISTRY OF VESSEL	ATLANTIC ATLANTIQUE	GREAT LAKES GRANDS LACS	PACIFIC PACIFIQUE	TOTAL TOTAL	IMMATIC. DU NAVIRE	PAYS D'ORIGINE ET MARCHANDISE
PHILIPPINES CONT.							PHILIPPINES SUITE
STONE, CRUDE NES	NETH			6	6	P. BAS	PIERRE BRUTE NDA
RUBBER FAB. MATERIALS	NORW	15			15	NORV	DEMI-PROD. CAOUTCHOUC
LUMBER AND TIMBER	NETH			25	25	P. BAS	BOIS D'OEUVRE ET CHARP.
	NORW			82	82	NORV	
	U S A			1,066	1,066	E-U	
	OTHER	23			23	AUTRE	
COMMODITY TOTAL		23		1,173	1,196		TOTAL DE MARCHANDISE
VENEER, PLYWOOD	GREEK	911			911	GREQQ	PLACAGES, CONTRE-PLAQ.
	NETH			81	81	P. BAS	
	U S A			46	46	E-U	
COMMODITY TOTAL		911		127	1,038		TOTAL DE MARCHANDISE
CORDAGE, TWINE, ROPE	NETH			3	3	P. BAS	CORDAGE, FICELLE, CORDE
	NORW	127			127	NORV	
	U S A			10	10	E-U	
COMMODITY TOTAL		127		13	140		TOTAL DE MARCHANDISE
TEXTILE FAB. MTL NES	DENMK	2			2	DANMK	OUVR. EN MAT. TEXT. NDA
VEG. OILS, FATS NES	ITALY		3,254		3,254	ITAL	HUIL. MAT. GRAS. VEG. NDA
	LIBER	837	818		1,655	LIBER	
COMMODITY TOTAL		837	4,072		4,909		TOTAL DE MARCHANDISE
CHEM. SPECIALTIES NES	U S A			5	5	E-U	PROD. CHIM. SPECIAUX NDA
CASTINGS, FORGINGS	DENMK	121			121	DANMK	MOUL. PIECES FORGEES
BRICKS, TILES NES	NETH			31	31	P. BAS	BRQUES, TUILLES NDA
	NORW	365			365	NORV	
	U S A			139	139	E-U	
COMMODITY TOTAL		365		170	535		TOTAL DE MARCHANDISE
NON-MET. MIN. BASIC PROD	NORW	126		43	169	NORV	PROD. MIN. NON-MET. BASE
MACHINERY NES	DENMK	6			6	DANMK	MACHINES NDA
EQUIPMENT MISC.	NORW	8			8	NORV	MATERIEL DIVERS
PERSONAL, HOUSEHOLD GOODS	DENMK	88			88	DANMK	ART. PERS. ET MENAGERS
	NETH			4	4	P. BAS	
	NORW	39		37	76	NORV	
	U S A			90	90	E-U	
	OTHER	1		1	2	AUTRE	
COMMODITY TOTAL		128		132	260		TOTAL DE MARCHANDISE
FIREARMS, AMMUNITION	DENMK	4			4	DANMK	ARMES A FEU, MUNITIONS
CONTAINERS, CLOSURES	NETH			8	8	P. BAS	CONTENEURS, FERMETURES
	NORW	8			8	NORV	
	U S A			7	7	E-U	
COMMODITY TOTAL		8		15	23		TOTAL DE MARCHANDISE
MISC. END PRODUCTS NES	DENMK	30			30	DANMK	PRODUITS FINIS DIV. NDA
	NETH			2	2	P. BAS	
	NORW	39			42	NORV	
	U S A			28	28	E-U	
COMMODITY TOTAL		69		33	102		TOTAL DE MARCHANDISE
GENERAL CARGO	DENMK	6			6	DANMK	MARCHANDISES DIVERSES
	NORW	6			6	NORV	
COMMODITY TOTAL		12			12		TOTAL DE MARCHANDISE
CONTAINERIZED FREIGHT	U S A			251	251	E-U	FRET CONTENEURESE
COUNTRY/REGION TOTAL		44,352*	6,560*	3,565*	54,477*		TOTAL DE PAYS/REGION
TAIWAN							TAIWAN
FISH, FRESH OR FROZEN	OTHER			5	5	AUTRE	POISSON, FRAIS OU CONG.
FISH, CANNED	JAPAN			17	17	JAPON	POISSON EN BOITES
LDBSTER	U S A			3	3	E-U	HOMARD
SHELL FISH, NES	JAPAN			49	49	JAPON	MOLLUSQUES CRUST., NOA
	U S A			43	43	E-U	
	OTHER			7	7	AUTRE	
COMMODITY TOTAL				99	99		TOTAL DE MARCHANDISE
FRESH FRUITS, BERRIES	JAPAN			48	48	JAPON	FRUITS, BAIES FRAIS
	U S A			344	344	E-U	
	OTHER		215	29	244	AUTRE	
COMMODITY TOTAL			215	421	636		TOTAL DE MARCHANDISE
FRUIT, PRES. NOT CANNED	OTHER		240		240	AUTRE	CONS. FRUITS NON BOITE
FRUITS, PREP. CANNED	LIBER		102		102	LIBER	FRUITS PREP. EN BOITE
	JAPAN			454	454	JAPON	
	OTHER		53	43	96	AUTRE	
COMMODITY TOTAL			155	497	652		TOTAL DE MARCHANDISE
NUTS, EXC. OIL NUTS NES	LIBER		180		180	LIBER	NOIX, SAUF OLEAG. NDA
	OTHER		40		40	AUTRE	
COMMODITY TOTAL			220		220		TOTAL DE MARCHANDISE
VEGETABLES, FRESH	U S A			171	171	E-U	LEGUMES, FRAIS
	OTHER	73			73	AUTRE	
COMMODITY TOTAL		73		171	244		TOTAL DE MARCHANDISE
VEGETABLES, FROZEN	U S A			7	7	E-U	LEGUMES, CONGELES
	OTHER		12	7	12	AUTRE	
COMMODITY TOTAL			12	7	19		TOTAL DE MARCHANDISE
VEGETABLE PREP. NES	U K		15		15	R U	PREP. DE LEGUMES NDA
	GREEK		200		200	GREQQ	
	LIBER		147		147	LIBER	
	JAPAN			698	698	JAPON	
	PANAM	25		13	38	PANAM	
	OTHER		33	344	377	AUTRE	
COMMODITY TOTAL		25	395	1,055	1,475		TOTAL DE MARCHANDISE
FE:	DENMK	32			32	DANMK	THE

TABLE 2. CARGOES UNLOADED AT CANADIAN PORTS FROM FOREIGN COUNTRIES.

TABLÉAU 2. MARCHANDISES DECHARGÉES DANS LES PORTS CANADIENS EN PROVENANCE DE PAYS ÉTRANGERS.

COUNTRY OF ORIGIN AND KIND OF CARGO	REGISTRY OF VESSEL	ATLANTIC ATLANTIQUE	GREAT LAKES GRANDS LACS	PACIFIC PACIFIQUE	TOTAL TOTAL	INMATIC. DU NAVIRE	PAYS D'ORIGINE ET MARCHANDISE
TAIWAN	LIBER		8		8	LIBER	TAIWAN
	JAPAN			7	7	JAPON	SUITE
	OTHER			1	1	AUTRE	
COMMODITY TOTAL					44		TOTAL DE MARCHANDISE
SPICES	U S A	28	8	55	55	E-U	EPICES
MISC. FOOD PREP. NES	DENMK	29			29	DANMK	DIV. PREP. ALIM. NDA
	GREEK	203	405		608	GRECQ	
	NORW	72		8	80	NORV	
	LIBER	182	172		354	LIBER	
	JAPAN			150	150	JAPON	
	PANAM	40			40	PANAM	
	U S A			1,483	1,483	E-U	
COMMODITY TOTAL	OTHER	1,452	655	96	2,203	AUTRE	TOTAL DE MARCHANDISE
RUBBER, ALLIED GUMS, NAT		1,978	1,232	1,737	4,947		CAOUTCHOUC GOMMES NAT.
CRUDE VEG. PROD. NES	OTHER		17		17	AUTRE	PR. BRUTS ORIG. VEG. NDA
	GREEK	37			37	GRECQ	
COMMODITY TOTAL	OTHER	72	15	104	191	AUTRE	TOTAL DE MARCHANDISE
TEXTILE FIBRES NES		109	15	104	228		FIBRES TEXTILES NDA
	DENMK	1			1	DANMK	
	U S A			22	22	E-U	
COMMODITY TOTAL	OTHER	4			4	AUTRE	TOTAL DE MARCHANDISE
ALUMINA, BAUXITE ORES		5		22	27		MINÉRAIS ALUMINE, BAUX.
COTTON, TEXTILE WASTE	GREEK		12		12	GRECQ	DECHETS DE COTON, TEXT.
	OENMK	2			2	DANMK	
COMMODITY TOTAL	PANAM			35	35	PANAM	TOTAL DE MARCHANDISE
LEATHER		2		35	37		CUIR
	DENMK	23			23	DANMK	
COMMODITY TOTAL	OTHER			91	91	AUTRE	TOTAL DE MARCHANDISE
RUBBER FAB. MATERIALS		23		91	114		DEMI-PROD. CAOUTCHOUC
LUMBER AND TIMBER	NORW	3			3	NORV	BOIS D'ŒUVRE ET CHARP.
	U K		70		70	R U	
	GREEK		102	648	750	GRECQ	
	NORW			60	60	NORV	
	LIBER	27	598	1,358	2,062	LIBER	
	JAPAN	106		527	527	JAPON	
	PANAM		115	9	124	PANAM	
	U S A			140	140	E-U	
COMMODITY TOTAL	OTHER			1,287	1,287	AUTRE	TOTAL DE MARCHANDISE
VENEER, PLYWOOD		133	885	4,029	5,047		PLACAGES, CONTRE-PLAQ.
	GREEK	8,206	3,423	3,236	14,865	GRECQ	
	NORW	3,770			3,770	NORV	
	LIBER	14,337	1,711	4,665	20,713	LIBER	
	JAPAN			4,043	4,043	JAPON	
	PANAM	5,902	2,350	91	8,343	PANAM	
	U S A			2,430	2,430	E-U	
COMMODITY TOTAL	OTHER	2,196	249	4,645	7,090	AUTRE	TOTAL DE MARCHANDISE
WOOD FAB. MATERIALS		34,411	7,733	19,110	61,254		DEMI-PRODUITS EN BOIS
	DENMK	4			4	DANMK	
	GREEK	878		557	1,435	GRECQ	
	NORW	17			17	NORV	
	LIBER	237	73	372	682	LIBER	
	JAPAN			192	192	JAPON	
	PANAM	24			24	PANAM	
	U S A			77	77	E-U	
COMMODITY TOTAL	OTHER	60	106	49	215	AUTRE	TOTAL DE MARCHANDISE
BLDG. PAPER AND BOARD		1,220	179	1,247	2,646		PLAQ. CONSTR., PAP/CART.
TEXTILE FAB. MTL NES	LIBER	156			156	LIBER	OUVR. EN MAT. TEXT. NDA
	DENMK	39			39	DANMK	
	NORW	56		2	58	NORV	
	LIBER	25	17		42	LIBER	
	JAPAN			236	236	JAPON	
	PANAM		390	44	434	PANAM	
	U S A			949	949	E-U	
COMMODITY TOTAL	OTHER	39	163	17	219	AUTRE	TOTAL DE MARCHANDISE
OILS, FATS, WAXES NES		159	570	1,248	1,977		HUIL. MAT. GRAS. CIRE NOA
INORGANIC CHEMS. NES	JAPAN			2	2	JAPON	PROD. CHIM. INORG. NDA
PLASTIC MATERIALS	OTHER			1	1	AUTRE	MATIÈRES PLASTIQUES
	U K		38		38	R U	
	DENMK	19			19	DANMK	
	GREEK		35		35	GRECQ	
	LIBER	9	16		25	LIBER	
	JAPAN			249	249	JAPON	
	U S A			449	449	E-U	
COMMODITY TOTAL	OTHER		119	11	130	AUTRE	TOTAL DE MARCHANDISE
PRIMARY IRON, STEEL NES		28	208	709	945		FER, ACIER PRIMAIR. NDA
STRUCTURAL SHAPES	OTHER		51		51	AUTRE	PROFILES DE CONSTRUCT.
	DENMK	35			35	DANMK	
COMMODITY TOTAL	OTHER	35		5	5	AUTRE	TOTAL DE MARCHANDISE
PIPES, TUBES: IRON, STEEL				527	527	E-U	TUYAUX, TUBES: FER, ACIER
	U S A			547	547	AUTRE	
COMMODITY TOTAL				1,074	1,074		TOTAL DE MARCHANDISE
WIRE	GREEK	2			2	GRECQ	FIL MÉTALLIQUE
METAL FAB. BASIC PROD.	U K		40		40	R U	OUVR. DE BASE EN METAL
	DENMK	21			21	DANMK	
	GREEK		60		60	GRECQ	

TABLE 2. CARGOES UNLOADED AT CANADIAN PORTS FROM FOREIGN COUNTRIES.

TABLEAU 2. MARCHANDISES DECHARGEES DANS LES PORTS CANADIENS EN PROVENANCE DE PAYS ETRANGERS.

COUNTRY OF ORIGIN AND KIND OF CARGO	REGISTRY OF VESSEL	ATLANTIC ATLANTIQUE	GREAT LAKES GRANDS LACS	PACIFIC PACIFIQUE	TOTAL TOTAL	IMMATIC. DU NAVIRE	PAYS D'ORIGINE ET MARCHANDISE
TAIWAN	CONT.						TAIWAN SUITE
	NORV	3		8	11	NORV	
	LIBER		30		30	LIBER	
	JAPAN			99	99	JAPON	
	U S A			4,968	4,968	E-U	
	OTHER	2	86	1	89	AUTRE	
COMMODITY TOTAL BRICKS, TILES NES	JAPAN	26	216	5,076	5,318	JAPON	TOTAL DE MARCHANDISE BRIQUES, TUILES NDA
	OTHER		24	1	25	AUTRE	
COMMODITY TOTAL GLASS BASIC PRODUCTS	GREEK	21	24	1	21	GRECQ	TOTAL DE MARCHANDISE OUVR. DE BASE EN VERRE
	NORV			3	3	NORV	
	JAPAN			211	211	JAPON	
	U S A			2,708	2,708	E-U	
	OTHER		13	2	15	AUTRE	
COMMODITY TOTAL MISC. FABRICATED PROD.	DENMK	21	13	2,924	2,958	DANMK	TOTAL DE MARCHANDISE OUVRAGES DIVERS
	GREEK	1			1	GRECQ	
	NORV	84			84	NORV	
	U S A	2			2	E-U	
	OTHER			62	62	AUTRE	
COMMODITY TOTAL MACHINERY NES	DENMK	87			149	DANMK	TOTAL DE MARCHANDISE MACHINES NDA
	NORV	82		11	82	NORV	
	LIBER	16		99	99	LIBER	
	PANAM			3	3	PANAM	
	J S A			176	176	E-U	
	OTHER			16	16	AUTRE	
COMMODITY TOTAL MOTOR VEHICLE ENGINES	U S A	98		305	403	E-U	TOTAL DE MARCHANDISE MOTEURS DE VEH. AUTOM.
	OTHER			19	19	AUTRE	
COMMODITY TOTAL SHIPS, AIRCRAFT, MIS. VEH	DENMK	2			22	DANMK	TOTAL DE MARCHANDISE NAVIRES, AVIONS, VEH. DIV
	GREEK	6			6	GRECQ	
	NORV	7			7	NORV	
	LIBER	5	8		13	LIBER	
	JAPAN			11	11	JAPON	
	OTHER			12	12	AUTRE	
COMMODITY TOTAL RUBBER TIRES AND TUBES	DENMK	20	8	23	51	DANMK	TOTAL DE MARCHANDISE PNEUS, CORDONS A AIR
	NORV	1			1	NORV	
	JAPAN	24			24	JAPON	
	PANAM			15	15	PANAM	
	U S A			5	5	E-U	
	OTHER			95	95	AUTRE	
COMMODITY TOTAL EQUIPMENT MISC.	DENMK	25		127	152	DANMK	TOTAL DE MARCHANDISE MATERIEL DIVERS
	GREEK	1			1	GRECQ	
	NORV	7	111		118	NORV	
	LIBER	5		1	6	LIBER	
	JAPAN	23	8		31	JAPON	
	PANAM			509	509	PANAM	
	U S A	157		7	164	E-U	
	OTHER	4		209	209	AUTRE	
COMMODITY TOTAL PERSONAL, HOUSEHOLD GOODS	U K	197	119	770	1,086	R U	TOTAL DE MARCHANDISE ART. PERS. ET MENAGERS
	DENMK		10		10	DANMK	
	GREEK	54			54	GRECQ	
	NORV	66	291		357	NORV	
	LIBER	231		42	273	LIBER	
	JAPAN	32	183		215	JAPON	
	PANAM			974	974	PANAM	
	U S A	20		80	100	E-U	
	OTHER			2,840	2,840	AUTRE	
COMMODITY TOTAL CONTAINERS, CLOSURES	DENMK	33	75	191	299	DANMK	TOTAL DE MARCHANDISE CONTENEURS, FERMETURES
	GREEK	436	559	4,127	5,122	GRECQ	
	NORV					NORV	
	LIBER					LIBER	
	JAPAN					JAPON	
	PANAM					PANAM	
	U S A					E-U	
	OTHER					AUTRE	
COMMODITY TOTAL MISC. END PRODUCTS NES	DENMK	7	82	34	123	DANMK	TOTAL DE MARCHANDISE PRODUITS FINIS DIV. NDA
	GREEK	36			36	GRECQ	
	NORV	28			28	NORV	
	LIBER	21	163		24	LIBER	
	JAPAN	10		79	173	JAPON	
	PANAM			3	3	PANAM	
	U S A			184	184	E-U	
	OTHER			34	123	AUTRE	
COMMODITY TOTAL GENERAL CARGO	DENMK	102	245	303	650	DANMK	TOTAL DE MARCHANDISE MARCHANDISES DIVERSES
	GREEK	94			94	GRECQ	
	NORV	43	6		49	NORV	
	LIBER	25			25	LIBER	
	JAPAN	119			119	JAPON	
	PANAM			115	115	PANAM	
	U S A	55	35		90	E-U	
	OTHER			452	452	AUTRE	
COMMODITY TOTAL CONTAINERIZED FREIGHT	GER	422	250	93	765	ALL	TOTAL DE MARCHANDISE FRET CONTENEURESE
	NORV	758	291	660	1,709	NORV	
	OTHER	426			426	AUTRE	

TABLE 2. CARGOES UNLOADED AT CANADIAN PORTS FROM FOREIGN COUNTRIES.

TABLEAU 2. MARCHANDISES DECHARGEES DANS LES PORTS CANADIENS EN PROVENANCE DE PAYS ETRANGERS.

COUNTRY OF ORIGIN AND KIND OF CARGO	REGISTRY OF VESSEL	ATLANTIC ATLANTIQUE	GREAT LAKES GRANDS LACS	PACIFIC PACIFIQUE	TOTAL TOTAL	IMMATIC. DU NAVIRE	PAYS D'ORIGINE ET MARCHANDISE
TAIWAN	CONT.						TAIWAN
	LIBER	2,403		85	2,488	LIBER	
	PANAM			618	618	PANAM	
	U S A			3,876	3,876	E-U	
	OTHER	12,664			12,664	AUTRE	
COMMODITY TOTAL		15,493		4,694	20,187		TOTAL DE MARCHANDISE
COUNTRY/REGION TOTAL		55,653*	13,622*	50,905*	120,180*		TOTAL DE PAYS/REGION
THAILAND							THAILANDE
SHELL FISH, NES	U S A			1	1	E-U	MOLLUSQUES CRUST., NDA
MACARONI, CEREAL PROD.	U S A			1,391	1,391	E-U	PATES ALIM. PROD. CEREAL
FRESH FRUITS, BERRIES	DENMK	74			74	DANMK	FRUITS, BAIES FRAIS
FRUIT JUICES	DENMK	58			58	DANMK	JUS DE FRUIT
FRUITS, PREP. CANNED	U S A			150	150	E-U	FRUITS PREP. EN BOITE
MISC. FOOD PREP. NES	DENMK	505			505	DANMK	DIV. PREP. ALIM. NDA
	NDRW			55	55	NORV	
	U S A			9	9	E-U	
COMMODITY TOTAL		505		64	569		TOTAL DE MARCHANDISE
OIL SEEDS, NUTS NES	DENMK	21			21	DANMK	GRAINES, NOIX OLEAG. NDA
	U S A			11	11	E-U	
COMMODITY TOTAL		21		11	32		TOTAL DE MARCHANDISE
CRUDE VEG. PROD. NES	DENMK	82			82	DANMK	PR. BRUTS ORIG. VEG. NDA
	NORV	23			23	NORV	
COMMODITY TOTAL		105			105		TOTAL DE MARCHANDISE
LOGS	DENMK	413			413	DANMK	BILLES
CRUDE WOOD MTL. NES	DENMK	25			25	DANMK	MATIERES BOIS BRUT NDA
WOOL AND ANIMAL HAIR	DENMK	37			37	DANMK	LAIN, PDLS ANIMAL
TEXTILE FIBRES NES	DENMK	37			37	DANMK	FIBRES TEXTILES NDA
DRES AND CONC. NES	DENMK	33			33	DANMK	MINERAIS ET CONC. NDA
LUMBER AND TIMBER	DENMK	325			325	DANMK	BOIS OEUVRE ET CHARP.
	U S A			325	325	E-U	
COMMODITY TOTAL		325		325	650		TOTAL DE MARCHANDISE
VENEER, PLYWOOD	DENMK	810			810	DANMK	PLACAGES, CONTRE-PLAQ.
WOOD FAB. MATERIALS	DENMK	666			666	DANMK	DEMI-PRODUITS EN BOIS
	NDRW	26			26	NORV	
COMMODITY TOTAL		692			692		TOTAL DE MARCHANDISE
TEXTILE FAB. MTL NES	DENMK	77			77	DANMK	OUVR. EN MAT. TEXT. NDA
	NORV	56			56	NORV	
	U S A			38	38	E-U	
COMMODITY TOTAL		133		38	171		TOTAL DE MARCHANDISE
COPPER AND ALLDYS	NORV			1	1	NORV	CUIVRE ET ALLIAGES
METAL FAB. BASIC PROD.	DENMK	11			11	DANMK	OUVR. DE BASE EN METAL
SHIPS, AIRCRAFT, MIS. VEH	DENMK	1			1	DANMK	NAVIRES, AVIONS, VEH. DIV
EQUIPMENT MISC.	U S A			8	8	E-U	MATERIEL DIVERS
PERSONAL, HSEHOLD GOODS	DENMK	130			130	DANMK	ART. PERS. ET MENAGERS
	NDRW	3			3	NORV	
	U S A			153	156	E-U	
COMMODITY TOTAL		133		161	294		TOTAL DE MARCHANDISE
MISC. END PRODUCTS NES	DENMK	19			19	DANMK	PRODUITS FINIS DIV. NDA
	NDRW	13			13	NORV	
COMMODITY TOTAL		32			32		TOTAL DE MARCHANDISE
GENERAL CARGO	NORV	1			1	NORV	MARCHANDISES DIVERSES
CONTAINERIZED FREIGHT	NORV			2	2	NORV	FRET CONTENEURESE
	U S A			40	40	E-U	
COMMODITY TOTAL				119	119		TOTAL DE MARCHANDISE
				159	159	E-U	
COUNTRY/REGION TOTAL		3,446*	*	2,311*	5,757*		TOTAL DE PAYS/REGION
VIET-NAM, SOUTH							VIET-NAM, SUD
MISC. FOOD PREP. NES	U S A			32	32	E-U	DIV. PREP. ALIM. NDA
TEXTILE FAB. MTL NES	U S A			8	8	E-U	OUVR. EN MAT. TEXT. NOA
NON-MET. MIN. BASIC PROD	U S A			3	3	E-U	PROD. MIN. NON-MET. BASE
PERSONAL, HSEHOLD GOODS	U S A			3	3	E-U	ART. PERS. ET MENAGERS
MISC. END PRODUCTS NES	U S A			5	5	E-U	PRODUITS FINIS DIV. NOA
COUNTRY/REGION TOTAL		*	*	51*	51*		TOTAL DE PAYS/REGION
AUSTRALIA							AUSTRALIE
MEAT, FRESH OR FROZEN	U K	214		698	912	R U	VIANDE, FRAICHE / CONG.
	GER	1,827		1,250	3,077	ALL	
	NORV	2		423	425	NORV	
	SWEDN	733			733	SUEDE	
	LIBER	282			282	LIBER	
	JAPAN	1,296			1,296	JAPON	
	U S A			615	615	E-U	
	OTHER	737		253	990	AUTRE	
COMMODITY TOTAL		5,091		3,239	8,330		TOTAL DE MARCHANDISE
MEAT AND MEAT PREP. NES	U K			199	199	R U	VIANDES ET PREP. NDA
	GER	618		119	737	ALL	
COMMODITY TOTAL		618		318	936		TOTAL DE MARCHANDISE
FISH, FRESH OR FROZEN	OTHER	428		7	435	AUTRE	POISSON, FRAIS OU CONG.
SHELL FISH, NES	U K			46	46	R U	MOLLUSQUES CRUST., NDA
	GER			1	1	ALL	

TABLE 2. CARGOES UNLOADED AT CANADIAN PORTS FROM FOREIGN COUNTRIES.

TABLEAU 2. MARCHANDISES DECHARGEES DANS LES PORTS CANADIENS EN PROVENANCE DE PAYS ETRANGERS.

COUNTRY OF ORIGIN AND KIND OF CARGO	REGISTRY OF VESSEL	ATLANTIC ATLANTIQUE	GREAT LAKES GRANOS LACS	PACIFIC PACIFIQUE	TOTAL TOTAL	IMMATIC. OU NAVIRE	PAYS D'ORIGINE ET MARCHANDISE
AUSTRALIA CONT.	OTHER			17	17	AUTRE	AUSTRALIE SUITE
COMMODITY TOTAL BUTTER	DENMK SWEDN U S A	1,495		64 6,481	64 6,481	DANMK SUEDE E-U	TOTAL DE MARCHANDISE BEURRE
COMMODITY TOTAL CHEESE	U K OTHER	1,495		182 6,663	182 8,158	R U AUTRE	TOTAL DE MARCHANDISE FROMAGE
COMMODITY TOTAL DAIRY PROD. EGGS, HONEY	GER			3	3	ALL	TOTAL DE MARCHANDISE PROD. LAIT., DEUFS, MIEL
FRESH FRUITS, BERRIES	U K U S A			598 734	598 734	R U E-U	FRUITS, BAIES FRAIS
COMMODITY TOTAL DRIED FRUITS	U S A			1,332	1,332	E-U	TOTAL DE MARCHANDISE FRUITS SECS
FRUITS, PREP. CANNED	GER U S A			250 266	250 266	ALL E-U	FRUITS PREP. EN BOITE
COMMODITY TOTAL VEGETABLES, FRESH	U K			506	506	R U	TOTAL DE MARCHANDISE LEGUMES, FRAIS
VEGETABLES, DRIED	U K			1	1	R U	LEGUMES, SECS
VEGETABLE PREP. NES	GER U S A			11 1	11 1	ALL E-U	PREP. DE LEGUMES NDA
COMMODITY TOTAL RAW SUGAR	U K GREEK LIBER CAN OTHER	77,350 130,599 45,802		3 34,440	3 111,790 130,599 79,482 12,140 63,469	R U GRECQ LIBER CAN AUTRE	TOTAL DE MARCHANDISE SUCRE BRUT
COMMODITY TOTAL SUGAR PREPARATIONS	U S A	63,469	45,802	34,440	397,480	E-U	TOTAL DE MARCHANDISE PREP. A BASE DE SUCRE
SPICES	GER			9	9	ALL	EPICES
SAUSAGE SKINS, CASINGS	GER			8	8	ALL	BDYAUX A SAUCISSES
MISC. FOOD PREP. NES	U K DENMK GER SWEDN OTHER	1,735		188 33 356	188 33 356	R U DANMK ALL SUEDE AUTRE	DIV. PREP. ALIM. NOA
COMMODITY TOTAL ALE, BEER, STOUT, PORTER	NORW	1,735		70	2,382	NORV	TOTAL DE MARCHANDISE ALE, BIERE, STOUT, PORTER
WINES	GER NORW			18 37	18 37	ALL NORV	VINS
COMMODITY TOTAL FERM. ALCOHOLIC BEV.	GER			15	52	ALL	TOTAL DE MARCHANDISE BOISS. ALCOOL. FERME.
DIST. ALCOHOLIC BEV.	GER NORW			52 20	20 13	ALL NORV	BOISS. ALCOOL. DIST.
COMMODITY TOTAL RAW HIDES AND SKINS	GER NORW U S A			13 200	213 200	ALL NORV E-U	TOTAL DE MARCHANDISE PEAUX ET GUIRS BRUT
COMMODITY TOTAL CRUDE ANIMAL PROD. NES	U S A			213	10	ALL	TOTAL DE MARCHANDISE PR. BRUTS ORIG. ANIM. NDA
ALUMINA, BAUXITE ORES	U K NETH NORW LIBER OTHER			7 1	18 104 72,290 35,971 74,214 115,253 70,098	R U P. BAS NORV LIBER AUTRE	MINERAIS ALUMINE, BAUX.
COMMODITY TOTAL NICKEL-COPPER ORE	GREEK U K GER	6,142 3,798		367,826 14,228	367,826 14,228	GRECQ R U ALL	TOTAL DE MARCHANDISE MINER. DE CUIVRE-NICKEL
TITANIUM ORE	GREEK OTHER	2,243 4,254				ALL GRECQ AUTRE	MINERAI DE TITANE
COMMODITY TOTAL DRES AND CONC. NES	GER GREEK NORW OTHER	16,437 4,398 6,010	11,000 15,369 6,720	25 33,089	25 15,398 21,379 6,720	ALL GRECQ NORV AUTRE	TOTAL DE MARCHANDISE MINERAIS ET CONC. NDA
COMMODITY TOTAL STONE, CRUDE NES	U K NORW	10,408	33,089	25	43,522	R U NORV	TOTAL DE MARCHANDISE PIERRE BRUTE NDA
COMMODITY TOTAL LEATHER	U K			2	2	R U	TOTAL DE MARCHANDISE CUIR
RUBBER FAB. MATERIALS	U K GER			143 4	143 4	R U ALL	DEMI-PROD. CAOUTCHOUC
COMMODITY TOTAL LUMBER AND TIMBER	NORW			147	147	NORV	TOTAL DE MARCHANDISE BOIS D'OEUVRE ET CHARP.
SHINGLES AND SHAKES	U S A			7	7	E-U	BARDEAUX, BARD. FACADE
WOOD FAB. MATERIALS	DENMK U S A			3 83	3 83	ALL DANMK E-U	DEMI-PRODUITS EN BOIS
COMMODITY TOTAL PAPER NES	U S A			4	87	E-U	TOTAL DE MARCHANDISE PAPIER NOA
PAPERBOARD	U S A			67	67	E-U	CARTON
BLDG. PAPER AND BOARD	GER U S A			19 25	19 25	ALL E-U	PLAQ. CONSTR., PAP/CART.
COMMODITY TOTAL METALLIC SALTS	U K U S A			103 128	103 128	E-U	TOTAL DE MARCHANDISE SELS METALLIQUES

TABLE 2. CARGOES UNLOADED AT CANADIAN PORTS FROM FOREIGN COUNTRIES.

TABLAU 2. MARCHANDISES DECHARGEES DANS LES PORTS CANADIENS EN PROVENANCE DE PAYS ETRANGERS.

COUNTRY OF ORIGIN AND KIND OF CARGO	REGISTRY OF VESSEL	ATLANTIC ATLANTIQUE	GREAT LAKES GRANDS LACS	PACIFIC PACIFIQUE	TOTAL TOTAL	IMMATIC. DU NAVIRE	PAYS D'ORIGINE ET MARCHANDISE
AUSTRALIA CONT.							AUSTRALIE SUITE
COMMODITY TOTAL				155	155		TOTAL DE MARCHANDISE
INORGANIC CHEMS. NES	GER			17	17	ALL	PROD.CHIM.INORG.NDA
	OTHER			16	16	AUTRE	
COMMODITY TOTAL				33	33		TOTAL DE MARCHANDISE
ORGANIC CHEMICALS NES	OTHER			101	101	AUTRE	PROD.CHIM.ORGAN.NDA
CHEM.SPECIALTIES NES	U K			3	3	R U	PROD.CHIM.SPECIAUX NDA
COKE	GER			6,300	6,300	ALL	COKE
COAL TAR,PITCH	OTHER			11,543	11,543	AUTRE	GOUDRON,BRAI DE BOUIL.
PETROL,GOAL PROD.NES	GER			6,333	6,333	ALL	DERIVE PETR.CHARB.NDA
PLATE & SHEET STEEL	U S A			8	8	E-U	TOLES,FEUILLES D'ACIER
STRUCTURAL SHAPES	GER			25	25	ALL	PROFILES DE CONSTRUCT.
PIPES,TUBES:IRON,STEEL	GER			1	1	ALL	TUYAUX,TUBES:FER,ACIER
	U S A			1	1	E-U	
COMMODITY TOTAL				2	2		TOTAL DE MARCHANDISE
COPPER AND ALLDYS	U S A			4	4	E-U	CUIVRE ET ALLIAGES
	OTHER			55	55	AUTRE	
COMMODITY TOTAL				59	59		TOTAL DE MARCHANDISE
METAL FAB.BASIC PROD.	U K			11	11	R U	OUVR.DE BASE EN METAL
	GER			9	9	ALL	
	NORW			4	4	NORV	
	U S A			52	52	E-U	
	OTHER			36	36	AUTRE	
COMMODITY TOTAL				112	112		TOTAL DE MARCHANDISE
GLASS BASIC PRODUCTS	DENMK			14	14	DANMK	OUVR.DE BASE EN VERRE
	GER			14	14	ALL	
	NORW			4	4	NORV	
	U S A			3	3	E-U	
COMMODITY TOTAL				35	35		TOTAL DE MARCHANDISE
MACHINERY NES	U K			2	2	R U	MACHINES NDA
	DENMK			2	2	DANMK	
	GER	20		79	99	ALL	
	NORW			32	32	NORV	
	U S A			17	17	E-U	
	OTHER	31		17	31	AUTRE	
COMMODITY TOTAL		51		132	183		TOTAL DE MARCHANDISE
PASS.AUTOS AND CHASSIS	OTHER			3	3	AUTRE	VOITURES PART.,CHASSIS
MOTOR VEHICLE ENGINES	U K			3	3	R U	MOTEURS DE VEH.AUTOM.
	GER			4	4	ALL	
	U S A			15	15	E-U	
	OTHER			1	1	AUTRE	
COMMODITY TOTAL				23	23		TOTAL DE MARCHANDISE
ROAD MOTOR VEH. NES	U K			2	2	R U	VEH.AUTOM.ROUTIERS NDA
SHIPS,AIRCRAFT,MIS.VEH	GER			2	2	ALL	NAVIRES,AVIONS,VEH.DIV
	U S A			6	6	E-U	
COMMODITY TOTAL				8	8		TOTAL DE MARCHANDISE
RUBBER TIRES AND TUBES	U S A			55	55	E-U	PNEUS, CHAMBRES A AIR
EQUIPMENT MISC.	GER			40	40	ALL	MATERIEL DIVERS
	NORW			779	779	NORV	
	U S A			13	13	E-U	
COMMODITY TOTAL				832	832		TOTAL DE MARCHANDISE
PERSONAL,HSEHOLD GOODS	U K			161	161	R U	ART.PERS.ET MENAGERS
	DENMK			28	28	DANMK	
	GER			90	90	ALL	
	NORW			27	27	NORV	
	U S A			26	26	E-U	
	OTHER			4	4	AUTRE	
COMMODITY TOTAL				336	336		TOTAL DE MARCHANDISE
CONTAINERS,CLOSURES	U K			19	19	R U	CONTENEURS,FERNETURES
MISC. END PRODUCTS NES	NORW			13	13	NORV	PRODUITS FINIS DIV.NDA
GENERAL CARGO	U K			8	8	R U	MARCHANDISES DIVERSES
	DENMK			7	7	DANMK	
	NORW			8	8	NORV	
	OTHER			12	12	AUTRE	
COMMODITY TOTAL				35	35		TOTAL DE MARCHANDISE
CONTAINERIZED FREIGHT	U K	46,901			46,901	R U	TOTAL DE MARCHANDISE
	GER	27,951			27,951	ALL	FRET CONTENEURESE
	OTHER	11,886			11,886	AUTRE	
COMMODITY TOTAL		86,738			86,738		TOTAL DE MARCHANDISE
COUNTRY/REGION TOTAL		440,221*	78,909*	456,658*	975,788*		TOTAL DE PAYS/REGION
FIJI							FIDJI
NUTS,EXC.OIL NUTS NES	U K			4	4	R U	NOIX,SAUF OLEAG.NDA
RAW SUGAR	U K			21,168	21,168	R U	SUCRE BRUT
MOLASSES, CRUDE	LIBER			6,500	6,500	LIBER	MELASSE, BRUTE
SPICES	U K			65	65	R U	EPICES
MISC.FOOD PREP.NES	U K			2	2	R U	DIV.PREP.ALIM.NDA
VEG.OILS,FATS NES	U K	999			999	R U	HUIL.MAT.GRAS.VEG.NDA
PERSONAL,HSEHOLD GOODS	U K			11	11	R U	ART.PERS.ET MENAGERS
MISC. END PRODUCTS NES	U K			1	1	R U	PRODUITS FINIS DIV.NDA
COUNTRY/REGION TOTAL		999*	*	27,751*	28,750*		TOTAL DE PAYS/REGION

TABLE 2. CARGOES UNLOADED AT CANADIAN PORTS FROM FOREIGN COUNTRIES.

TABLEAU 2. MARCHANDISES DECHARGEES DANS LES PORTS CANADIENS EN PROVENANCE DE PAYS ETRANGERS.

COUNTRY OF ORIGIN AND KIND OF CARGO	REGISTRY OF VESSEL	ATLANTIC ATLANTIQUE	GREAT LAKES GRANDS LACS	PACIFIC PACIFIQUE	TOTAL TOTAL	IMMATIC. DU NAVIRE	PAYS D'ORIGINE ET MARCHANDEISE
NEW ZEALAND							NOUV.- ZELANDE
MEAT, FRESH OR FROZEN	U K			1,683	1,683	R U	VIANDE, FRAICHE / CONG.
	GER			536	536	ALL	
	NORW			17	17	NORV	
	U S A			475	475	E-U	
	OTHER			87	87	AUTRE	
COMMODITY TOTAL				2,798	2,798		TOTAL DE MARCHANDEISE
MEAT AND MEAT PREP. NES	GER	68		68	68	ALL	VIANDES ET PREP. NDA
	NORW			17	17	NORV	
COMMODITY TOTAL		68		17	85		TOTAL DE MARCHANDEISE
FISH, FRESH OR FROZEN	U K			7	7	R U	POISSON, FRAIS OU CONG.
FISH, SALTED OR CURED	U K			2	2	R U	POISSON, SALE OU FUME
LOBSTER	U K			4	4	R U	HOMARD
BUTTER	U K	7,374		1,172	8,546	R U	BEURRE
CHEESE	U K			1	1	R U	FROMAGE
MILK POWDER	U S A			16	16	E-U	LAIT EN POUFRE
APPLES	DENMK	920		445	1,365	DANMK	POMMES
	JAPAN			883	883	JAPON	
	U S A			67	67	E-U	
COMMODITY TOTAL		920		1,395	2,315		TOTAL DE MARCHANDEISE
FRESH FRUITS, BERRIES	U K			108	108	R U	FRUITS, BAIES FRAIS
	DENMK	687		132	687	DANMK	
	GER			89	132	ALL	
	U S A			329	89	E-U	
COMMODITY TOTAL		687		1,016	1,016		TOTAL DE MARCHANDEISE
FROZEN FRUITS, BERRIES	U K			11	11	R U	FRUITS, BAIES CONGELES
FRUITS, PREP. CANNED	U K			40	40	R U	FRUITS PREP. EN BOITE
VEGETABLES, FRESH	U K			341	341	R U	LEGUMES, FRAIS
VEGETABLES, FROZEN	U K			7	7	R U	LEGUMES, CONGELES
SPICES	U K			97	97	R U	EPICES
MISC. FOOD PREP. NES	U K			35	35	R U	DIV. PREP. ALIM. NDA
	DENMK			14	14	DANMK	
	OTHER			1,666	1,666	AUTRE	
COMMODITY TOTAL				1,715	1,715		TOTAL DE MARCHANDEISE
WINES	U K			80	80	R U	VINS
	GER			57	57	ALL	
COMMODITY TOTAL				137	137		TOTAL DE MARCHANDEISE
DIST. ALCOHOLIC BEV.	GER			41	41	ALL	BOISS. ALCOOL. DIST.
RAW HIDES AND SKINS	GER			1	1	ALL	PEAUX ET CUIRS BRUT
CRUDE ANIMAL PROD. NES	U K			2	2	R U	PR. BRUTS ORIG. ANIM. NDA
	U S A			68	68	E-U	
COMMODITY TOTAL				70	70		TOTAL DE MARCHANDEISE
WOOL AND ANIMAL HAIR	U K			8	8	R U	LAINE, POILS DANIMAL
	DENMK			290	290	DANMK	
	OTHER			16	16	AUTRE	
COMMODITY TOTAL				314	314		TOTAL DE MARCHANDEISE
TEXTILE FIBRES NES	U K			2	2	R U	FIBRES TEXTILES NDA
RUBBER FAB. MATERIALS	U K			3	3	R U	DEMI-PROD. CAOUTCHOUC
SHINGLES AND SHAKES	U S A			19	19	E-U	BARDEAUX, BARD. FACADE
VENEER, PLYWOOD	U K			45	45	R U	PLACAGES, CONTRE-PLAQ.
WOOD FAB. MATERIALS	OTHER			11	11	AUTRE	DEMI-PRODUITS EN BOIS
BLDG. PAPER AND BOARD	U K			10	10	R U	PLAQ. CONSTR., PAP/CART.
	U S A			14	14	E-U	
COMMODITY TOTAL				24	24		TOTAL DE MARCHANDEISE
TEXTILE FAB. MTL NES	GER			15	15	ALL	OUVR. EN MAT. TEXT. NDA
	U S A			2	2	E-U	
COMMODITY TOTAL				17	17		TOTAL DE MARCHANDEISE
INORGANIC CHEMS. NES	U K			4	4	R U	PROD. CHIM. INORG. NDA
GLASS BASIC PRODUCTS	U K			1	1	R U	OUVR. DE BASE EN VERRE
MACHINERY NES	U K			27	27	R U	MACHINES NDA
	U S A			3	3	E-U	
	OTHER			7	7	AUTRE	
COMMODITY TOTAL				37	37		TOTAL DE MARCHANDEISE
PASS. AUTOS AND CHASSIS	U K			5	5	R U	VOITURES PART., CHASSIS
SHIPS, AIRCRAFT, MIS. VEH	U K			1	1	R U	NAVIRES, AVIONS, VEH. DIV
EQUIPMENT MISC.	U K			1	1	R U	MATERIEL DIVERS
	GER			306	306	ALL	
	OTHER			80	80	AUTRE	
COMMODITY TOTAL				387	387		TOTAL DE MARCHANDEISE
PERSONAL, HOUSEHOLD GOODS	U K			67	67	R U	ART. PERS. ET MENAGERS
	GER			53	53	ALL	
	U S A			8	8	E-U	
	OTHER			14	14	AUTRE	
COMMODITY TOTAL				142	142		TOTAL DE MARCHANDEISE
CONTAINERS, CLOSURES	U S A			3	3	E-U	CONTENEURS, FERMETURES
MISC. END PRODUCTS NES	GER			1	1	ALL	PRODUITS FINIS DIV. NDA
	U S A			2	2	E-U	
COMMODITY TOTAL				3	3		TOTAL DE MARCHANDEISE
GENERAL CARGO	U K			4	4	R U	MARCHANDEISES DIVERSES
	U S A			1	1	E-U	
	OTHER			12	12	AUTRE	
COMMODITY TOTAL				17	17		TOTAL DE MARCHANDEISE
CONTAINERIZED FREIGHT	U K	14,971			14,971	R U	FRET CONTENEURESE
	GER	15,231			15,231	ALL	
	OTHER	4,783			4,783	AUTRE	
COMMODITY TOTAL		34,985			34,985		TOTAL DE MARCHANDEISE
COUNTRY/REGION TOTAL		44,034*	*	9,236*	53,270*		TOTAL DE PAYS/REGION

TABLE 2. CARGOES UNLOADED AT CANADIAN PORTS FROM FOREIGN COUNTRIES.

TABLEAU 2. MARCHANDISES DECHARGEES DANS LES PORTS CANADIENS EN PROVENANCE DE PAYS ETRANGERS.

COUNTRY OF ORIGIN AND KIND OF CARGO	REGISTRY OF VESSEL	ATLANTIC ATLANTIQUE	GREAT LAKES GRANDS LACS	PACIFIC PACIFIQUE	TOTAL TOTAL	IMMATIC. DU NAVIRE	PAYS D'ORIGINE ET MARCHANDISE
BR. OCEANIA NES NICKEL-COPPER ORE	OTHER			1,000	1,000	AUTRE	DCEANIE BR. NDA MINER. DE CUIVRE-NICKEL
COUNTRY/REGION TOTAL		*	*	1,000*	1,000*		TOTAL DE PAYS/REGION
GUYANA							GUYANE
MISC. FOOD PREP. NES	GER	2			2	ALL	DIV. PREP. ALIM. NDA
DIST. ALCOHOLIC BEV.	U K	18			18	R U	BOISS. ALCOOL. DIST.
	GER	352			352	ALL	
	OTHER	37			37	AUTRE	
COMMODITY TOTAL		407			407		TOTAL DE MARCHANDISE
ALUMINA, BAUXITE ORES	U K	16,634			16,634	R U	MINERAIS ALUMINE, BAUX.
	GER	11,065			11,065	ALL	
	ITALY	33,273			33,273	ITAL	
	NORW	25,865			25,865	NORV	
COMMODITY TOTAL		86,837			86,837		TOTAL DE MARCHANDISE
LUMBER AND TIMBER	GER	13			13	ALL	BOIS D'OEUVRE ET CHARP.
PERSONAL, HOUSEHOLD GOODS	U K	8			8	R U	ART. PERS. ET MENAGERS
	GER	17			17	ALL	
COMMODITY TOTAL		25			25		TOTAL DE MARCHANDISE
CONTAINERS, CLOSURES	U K	4			4	R U	CONTENEURS, FERMETURES
GENERAL CARGO	GER	25			25	ALL	MARCHANDISES DIVERSES
COUNTRY/REGION TOTAL		87,313*	*	*	87,313*		TOTAL DE PAYS/REGION
ARGENTINA							ARGENTINE
MEAT, FRESH OR FROZEN	OTHER	87			87	AUTRE	VIANDE, FRAICHE / CONG.
MEAT, CURED	OTHER	263	223		486	AUTRE	VIANDE FUMEE OU SALEE
MEAT AND MEAT PREP. NES	U S A			9	9	E-U	VIANDES ET PREP. NDA
	OTHER	895	464	19	1,378	AUTRE	
COMMODITY TOTAL		895	464	28	1,387		TOTAL DE MARCHANDISE
CHEESE	NORW			2	2	NORV	FROMAGE
	U S A			15	15	E-U	
	OTHER	224	10	24	258	AUTRE	
COMMODITY TOTAL		224	10	41	275		TOTAL DE MARCHANDISE
DAIRY PROD., EGGS, HONEY	OTHER	55			55	AUTRE	PROD. LAIT., OEUFS, MIEL
FRUIT JUICES	U S A			226	226	E-U	JUS DE FRUIT
	OTHER	492	480	875	1,847	AUTRE	
COMMODITY TOTAL		492	480	1,101	2,073		TOTAL DE MARCHANDISE
FRUITS, PREP., CANNED	OTHER	6			6	AUTRE	FRUITS PREP. EN BOITE
NUTS, EXC. OIL NUTS NES	OTHER	40			40	AUTRE	NOIX, SAUF OLEAG. NDA
VEGETABLE PREP. NES	OTHER	33	23		56	AUTRE	PREP. DE LEGUMES NDA
SUGAR PREPARATIONS	OTHER	251	1		252	AUTRE	PREP. A BASE DE SUCRE
COFFEE	OTHER	625			625	AUTRE	CAFE
TEA	U S A			1	1	E-U	THE
	OTHER	67			67	AUTRE	
COMMODITY TOTAL		67		1	68		TOTAL DE MARCHANDISE
SPICES	OTHER	10			10	AUTRE	EPICES
MISC. FOOD PREP. NES	OTHER	111	9	1	121	AUTRE	DIV. PREP. ALIM. NDA
WINES	U S A			2	2	E-U	VINS
	OTHER	177	4		181	AUTRE	
COMMODITY TOTAL		177	4	2	183		TOTAL DE MARCHANDISE
DIST. ALCOHOLIC BEV.	OTHER	114			114	AUTRE	BOISS. ALCOOL. DIST.
CRUDE ANIMAL PROD. NES	U S A			4	4	E-U	PR. BRUTS ORIG. ANIM. NDA
	OTHER	105			105	AUTRE	
COMMODITY TOTAL		105		4	109		TOTAL DE MARCHANDISE
WOOL AND ANIMAL HAIR	OTHER	12			12	AUTRE	LAINES, POILS ANIMAL
TEXTILE FIBRES NES	OTHER	10			10	AUTRE	FIBRES TEXTILES NDA
COTTON, TEXTILE WASTE	OTHER	20			20	AUTRE	DECHETS DE COTON, TEXT.
LEATHER	OTHER	23	1		24	AUTRE	CUIR
LUMBER AND TIMBER	OTHER	2,028			2,028	AUTRE	BOIS D'OEUVRE ET CHARP.
PAPER NES	OTHER	6			6	AUTRE	PAPIER NDA
BLOG., PAPER AND BOARD	OTHER	542			542	AUTRE	PLAQ. CONSTR., PAP./CART.
CORDAGE, TWINE, ROPE	OTHER		24		24	AUTRE	CORDAGE, FICELLE, CORDE
TEXTILE FAB. MTL NES	OTHER	380			380	AUTRE	OUVR. EN MAT. TEXT. NDA
VEG. OILS, FATS NES	OTHER		270		270	AUTRE	HUIL. MAT. GRAS. VEG. NDA
OILS, FATS, WAXES NES	NORW			33	33	NORV	HUIL. MAT. GRAS. CIRE NDA
	U S A			55	55	E-U	
	OTHER			11	1,708	AUTRE	
COMMODITY TOTAL			1,697	99	1,796		TOTAL DE MARCHANDISE
PLASTIC MATERIALS	OTHER	159			159	AUTRE	MATIERES PLASTIQUES
CHEM. SPECIALTIES NES	OTHER	55	3		58	AUTRE	PROD. CHIM. SPECIAUX NDA
PRIMARY IRON, STEEL NES	OTHER	66			66	AUTRE	FER, ACIER PRIMAIR. NDA
BAR AND RODS, STEEL	OTHER	541			541	AUTRE	BARRES ET TIGES ACIER
PLATE & SHEET STEEL	OTHER	1,665			1,665	AUTRE	TOLES, FEUILLES D'ACIER
STRUCTURAL SHAPES	OTHER	4,055		328	4,383	AUTRE	PROFILES DE CONSTRUCT.
METAL FAB. BASIC PROD.	OTHER	1,157			1,157	AUTRE	OUVR. DE BASE EN METAL
GLASS BASIC PRODUCTS	OTHER	8			8	AUTRE	OUVR. DE BASE EN VERRE
MACHINERY NES	OTHER	56			56	AUTRE	MACHINES NDA
RAILWAY ROLLING STOCK	OTHER	3			3	AUTRE	MAT. ROUL. DE CH. DE FER
PASS. AUTOS AND CHASSIS	OTHER	2			2	AUTRE	VOITURES PART., CHASSIS
MOTOR VEHICLE ENGINES	NORW			1	1	NORV	MOTEURS DE VEH. AUTOM.
	OTHER	1			1	AUTRE	
COMMODITY TOTAL		1		1	2		TOTAL DE MARCHANDISE
EQUIPMENT MISC.	OTHER	39			39	AUTRE	MATERIEL DIVERS

TABLE 2. CARGOES UNLOADED AT CANADIAN PORTS FROM FOREIGN COUNTRIES.

TABLEAU 2. MARCHANDISES DECHARGEES DANS LES PORTS CANADIENS EN PROVENANCE DE PAYS ETRANGERS.

COUNTRY OF ORIGIN AND KIND OF CARGO	REGISTRY OF VESSEL	ATLANTIC ATLANTIQUE	GREAT LAKES GRANDS LACS	PACIFIC PACIFIQUE	TOTAL TOTAL	INMATIC. DU NAVIRE	PAYS D'ORIGINE ET MARCHANDISE
ARGENTINA							ARGENTINE
CONT. PERSONAL, HOUSEHOLD GOODS	NORW			3	3	NORV	SUITE ART. PERS. ET MENAGERS
	U S A			4	4	E-U	
	OTHER	38	17		55	AUTRE	
COMMODITY TOTAL		38	17	7	62		TOTAL DE MARCHANDISE
CONTAINERS, CLOSURES	OTHER	3			3	AUTRE	CONTENEURS, FERMETURES
MISC. END PRODUCTS NES	OTHER	1	56		57	AUTRE	PRODUITS FINIS DIV. NDA
GENERAL CARGO	U S A			3	3	E-U	MARCHANDISES DIVERSES
	OTHER	14	8		22	AUTRE	
COMMODITY TOTAL		14	8	3	25		TOTAL DE MARCHANDISE
CONTAINERIZED FREIGHT	U S A			218	218	E-U	FRET CONTENEURESE
	OTHER	286	300		586	AUTRE	
COMMODITY TOTAL		286	300	218	804		TOTAL DE MARCHANDISE
COUNTRY/REGION TOTAL		15,525*	3,590*	1,834*	20,949*		TOTAL DE PAYS/REGION
BRAZIL							BRESIL
MEAT, FRESH OR FROZEN	NORW			6	6	NORV	VIANDE, FRAICHE / CONG.
	OTHER	400			400	AUTRE	
COMMODITY TOTAL		400		6	406		TOTAL DE MARCHANDISE
MEAT, CURED	OTHER	28	346		374	AUTRE	VIANDE FUMEE OU SALEE
MEAT AND MEAT PREP. NES	NORW			12	12	NORV	VIANDES ET PREP. NDA
	OTHER	825	206	78	1,109	AUTRE	
COMMODITY TOTAL		825	206	90	1,121		TOTAL DE MARCHANDISE
DAIRY PROD., EGGS, HONEY	OTHER	1			1	AUTRE	PROD. LAIT., OEUF, MIEL
MACARONI, CEREAL PROD.	NORW			8	8	NORV	PATES ALIM. PROD. CEREAL
	OTHER	1,116			1,116	AUTRE	
COMMODITY TOTAL		1,116		8	1,124		TOTAL DE MARCHANDISE
FRESH FRUITS, BERRIES	OTHER	883			883	AUTRE	FRUITS, BAIES FRAIS
DRIED FRUITS	OTHER	17			17	AUTRE	FRUITS SECS
FRUIT JUICES	U S A			1,343	1,343	E-U	JUS DE FRUIT
	OTHER	969	593		1,562	AUTRE	
COMMODITY TOTAL		969	593	1,343	2,905		TOTAL DE MARCHANDISE
NUTS, EXC. OIL NUTS NES	NORW			43	43	NORV	NOIX, SAUF OLEAG. NDA
	U S A			3	3	E-U	
	OTHER	697	711	73	1,481	AUTRE	
COMMODITY TOTAL		697	711	119	1,527		TOTAL DE MARCHANDISE
MOLASSES, CRUDE	NORW	19,500			19,500	NORV	MELASSE, BRUTE
SUGAR PREPARATIONS	OTHER	97			108	AUTRE	PREP. A BASE DE SUCRE
COCOA AND CHOCOLATE	OTHER	910	263		1,173	AUTRE	CACAO ET CHOCOLAT
COFFEE	GER			247	247	ALL	CAFE
	NORW			348	348	NORV	
	U S A			1,939	1,939	E-U	
	OTHER	6,310	17	117	6,444	AUTRE	
COMMODITY TOTAL		6,310	17	2,651	8,978		TOTAL DE MARCHANDISE
TEA	NORW			20	20	NORV	THE
	U S A			17	17	E-U	
	OTHER	302	6		308	AUTRE	
COMMODITY TOTAL		302	6	37	345		TOTAL DE MARCHANDISE
MISC. FOOD PREP. NES	U S A			155	155	E-U	OIV. PREP. ALIM. NDA
	OTHER	365			365	AUTRE	
COMMODITY TOTAL		365		155	520		TOTAL DE MARCHANDISE
FEEDS OF ANIMAL ORIGIN	OTHER		17		17	AUTRE	PROV. D'ORIGINE ANIMALE
CONC. COMPLETE FEEDS	OTHER	5			5	AUTRE	CONC., PROD. COMPLETES
NON-ALCOHOLIC BEVERAGE	OTHER	16			16	AUTRE	BOISSONS NON-ALCOOLIQ.
ALE, BEER, STOUT, PORTER	NORW			2	2	NORV	ALE, BIERE, STOUT, PORTER
WINES	OTHER	2			2	AUTRE	VINS
FERM. ALCOHOLIC BEV.	OTHER		2		2	AUTRE	BOISS. ALCOOL. FERMENT.
DIST. ALCOHOLIC BEV.	GER			1	1	ALL	BOISS. ALCOOL. DIST.
	NORW			3	3	NORV	
COMMODITY TOTAL				4	4		TOTAL DE MARCHANDISE
TOBACCO NES	OTHER	6			6	AUTRE	TABACS NDA
RAW HIDES AND SKINS	OTHER	49			49	AUTRE	PEAUX ET CUIRS BRUT
NURSERY, GREENHOUSE STOCK	OTHER	4			4	AUTRE	PROD. PEPINIERE, SERRE
CRUDE VEG. PROD. NES	OTHER	24			24	AUTRE	PR. BRUTS ORIG. VEG. NDA
WOOL AND ANIMAL HAIR	OTHER	189			189	AUTRE	LAINE, POILS D'ANIMAL
TEXTILE FIBRES NES	GER			331	331	ALL	FIBRES TEXTILES NDA
	NORW			220	220	NORV	
	OTHER	2,288	733	1	3,022	AUTRE	
COMMODITY TOTAL		2,288	733	552	3,573		TOTAL DE MARCHANDISE
IRON ORE AND CONC	GER	48,849			48,849	ALL	MINERAL, CONC. DE FER
	GREEK	66,753			66,753	GRECQ	
	NORW	82,137			82,137	NORV	
	LIBER	39,752			39,752	LIBER	
	OTHER	102,156			102,156	AUTRE	
COMMODITY TOTAL		339,647			339,647		TOTAL DE MARCHANDISE
MANGANESE ORE	GREEK	33,226			33,226	GRECQ	MINERAL DE MANGANESE
	ITALY	30,322			30,322	ITAL	
	LIBER	25,772			25,772	LIBER	
COMMODITY TOTAL		89,320			89,320		TOTAL DE MARCHANDISE
DRES AND CONC. NES	OTHER	100			100	AUTRE	MINERAIS ET CONC. NDA
STONE, CRUDE NES	U S A			1	1	E-U	PIERRE BRUTE NDA
	OTHER	568			568	AUTRE	
COMMODITY TOTAL		568		1	569		TOTAL DE MARCHANDISE
COTTON, TEXTILE WASTE	OTHER	1,359			1,359	AUTRE	DECHETS DE COTON, TEXT.
WASTE	OTHER	277			277	AUTRE	CUIR

TABLE 2. CARGOES UNLOADED AT CANADIAN PORTS FROM FOREIGN COUNTRIES.

TARLEAU 2. MARCHANDISES DECHARGEES DANS LES PORTS CANADIENS EN PROVENANCE DE PAYS ETRANGERS.

COUNTRY OF ORIGIN AND KIND OF CARGO	REGISTRY OF VESSEL	ATLANTIC ATLANTIQUE	GREAT LAKES GRANDS LACS	PACIFIC PACIFIQUE	TOTAL TOTAL	IMMATIC. OU NAVIRE	PAYS D'ORIGINE ET MARCHANDISE
BRAZIL							BRESIL
COMT.							SUITE
RUBBER FAB. MATERIALS	OTHER	5	23		28	AUTRE	DEMI-PROD. CAOUTCHOUC
LUMBER AND TIMBER	DENMK		1,658		1,658	DANMK	BOIS D'OEUVRE ET CHARP.
	GER	2,100			2,100	ALL	
	GREEK	3,348			3,348	GREGQ	
	LIBER	2,948			2,948	LIBER	
	OTHER	19,580	122		19,702	AUTRE	
COMMODITY TOTAL		27,976	1,780		29,756		TOTAL DE MARCHANDISE
VENEER, PLYWOOD	OTHER	11			11	AUTRE	PLACAGES, CONTRE-PLAQ.
WOOD FAB. MATERIALS	OTHER	168		137	305	AUTRE	DEMI-PRODUITS EN BOIS
PAPER NES	OTHER			120	120	AUTRE	PAPIER NOA
PAPERBOARD	U S A			50	50	E-U	CARTON
BLOG. PAPER AND BOARD	OTHER	350	375		725	AUTRE	PLAQ. CONSTR., PAP/CART.
WET MACHINE BOARD	OTHER	58			58	AUTRE	CARTON EN PATE PRESSE
CORDAGE, TWINE, ROPE	DENMK	220	3,200		3,420	DANMK	CORDAGE, FICELLE, CORDE
	GER			530	530	ALL	
	OTHER	388	1,280	220	1,888	AUTRE	
COMMODITY TOTAL		608	4,480	750	5,838		TOTAL DE MARCHANDISE
TEXTILE FAB. MTL NES	OTHER	5,720	528		6,248	AUTRE	OUVR. EN MAT. TEXT. NDA
FISH, MARINE ANIMAL OIL	OTHER		302		302	AUTRE	HUIL. DE POISSON, AN. MAR
VEG. OILS, FATS NES	OTHER		276		276	AUTRE	HUIL. MAT. GRAS. VEG. NDA
OILS, FATS, WAXES NES	GER			5	5	ALL	HUIL. MAT. GRAS. CRE NDA
	OTHER	15	748		763	AUTRE	
COMMODITY TOTAL		15	748	5	768		TOTAL DE MARCHANDISE
INORGANIC CHEMS. NES	OTHER	1			1	AUTRE	PROD. CHIM. INORG. NDA
ORGANIC CHEMICALS NES	NORW			32	32	NORW	PROD. CHIM. ORGAN. NDA
	OTHER	90	17		107	AUTRE	
COMMODITY TOTAL		90	17	32	139		TOTAL DE MARCHANDISE
AGRICULTURAL CHEMICALS	OTHER		3		3	AUTRE	PROD. CHIM. AGRICOLES
SYNTHETIC RUBBER	OTHER		4		4	AUTRE	CAOUTCHOUC SYNTHETIQUE
PLASTIC MATERIALS	OTHER	387	20		407	AUTRE	MATIERES PLASTIQUES
DYESTUFF, PIGMENT, PAINT	OTHER	4			4	AUTRE	MAT. COLOR. PIG. PEINTURE
CHEM. SPECIALTIES NES	NORW			5	5	NORW	PROD. CHIM. SPECI AUX NDA
	OTHER	15	1		16	AUTRE	
COMMODITY TOTAL		15	1	5	21		TOTAL DE MARCHANDISE
FERRO-ALLOYS	GREEK	2,756			2,756	GREGQ	FERRO-ALLIAGES
	OTHER	85			85	AUTRE	
COMMODITY TOTAL		2,841			2,841		TOTAL DE MARCHANDISE
BARNS AND RODS, STEEL	OTHER		1		1	AUTRE	BARRES ET TIGES ACIER
PLATE & SHEET STEEL	OTHER	5	1,221		1,226	AUTRE	TOLES, FEUILLES D'ACIER
STRUCTURAL SHAPES	OTHER	186	8		194	AUTRE	PROFILES DE CONSTRUCT.
PIPES, TUBES: IRON, STEEL	OTHER		3		3	AUTRE	TUYAUX, TUBES: FER, ACIER
ALUMINUM	NORW			5	5	NORW	ALUMINIUM
COPPER AND ALLOYS	OTHER	4	24		28	AUTRE	CUIVRE ET ALLIAGES
NON-FERROUS METALS NES	OTHER		22		22	AUTRE	METAUX NON-FERREUX NDA
METAL FAB. BASIC PRDD.	U S A			11	11	E-U	OUVR. DE BASE EN METAL
	OTHER	360			360	AUTRE	
COMMODITY TOTAL		360		11	371		TOTAL DE MARCHANDISE
BRICKS, TILES NES	OTHER	114	136		250	AUTRE	BRIQUES, TUILES NDA
GLASS BASIC PRODUCTS	GER			151	151	ALL	OUVR. DE BASE EN VERRE
	NORW			66	66	NORW	
	OTHER			22	22	AUTRE	
COMMODITY TOTAL				239	239		TOTAL DE MARCHANDISE
ASBESTOS BASIC PROD.	OTHER	2			2	AUTRE	OUVR. DE BASE AMIANTE
NON-MET. MIN. BASIC PROD.	U S A			21	21	E-U	PROD. MIN. NON-MET. BASE
	OTHER	87			87	AUTRE	
COMMODITY TOTAL		87		21	108		TOTAL DE MARCHANDISE
MISC. FABRICATED PROD.	OTHER	1,061	26		1,087	AUTRE	OUVRAGES DIVERS
MACHINERY NES	U S A			9	9	E-U	MACHINES NDA
	OTHER	54	6		60	AUTRE	
COMMODITY TOTAL		54	6	9	69		TOTAL DE MARCHANDISE
PASS. AUTOS AND CHASSIS	OTHER		1		1	AUTRE	VOITURES PART., CHASSIS
MOTOR VEHICLE ENGINES	NORW			15	15	NORW	MOTEURS DE VEH. AUTOM.
	U S A			2	2	E-U	
	OTHER	3	45	43	91	AUTRE	
COMMODITY TOTAL		3	45	60	108		TOTAL DE MARCHANDISE
ROAD MOTOR VEH. NES	OTHER		39		39	AUTRE	VEH. AUTOM. ROUTIERS NOA
SHIPS, AIRCRAFT, MIS. VEH	OTHER			6	6	AUTRE	NAVIRES, AVIONS, VEH. DIV
RUBBER TIRES AND TUBES	U S A			1	1	E-U	PNEUS, CHAMBRES A AIR
	OTHER		1		1	AUTRE	
COMMODITY TOTAL			1	1	2		TOTAL DE MARCHANDISE
EQUIPMENT MISC.	U S A			30	30	E-U	MATERIEL DIVERS
	OTHER	272	29		302	AUTRE	
COMMODITY TOTAL		272	29	31	332		TOTAL DE MARCHANDISE
PERSONAL, HSEHOLD GOODS	GER			1	1	ALL	ART. PERS. ET MENAGERS
	U S A			6	6	E-U	
	OTHER	299	53	1	353	AUTRE	
COMMODITY TOTAL		299	53	8	360		TOTAL DE MARCHANDISE
FIREARMS, AMMUNITION	OTHER	45	5		50	AUTRE	ARMES A FEU, MUNITIONS
CONTAINERS, CLOSURES	NORW			3	3	NORW	CONTENEURS, FERMETURES
	OTHER	46	187		233	AUTRE	
COMMODITY TOTAL		46	187	3	236		TOTAL DE MARCHANDISE
MISC. END PRODUCTS NES	NORW			2	2	NORW	PRODUITS FINIS DIV. NDA
	OTHER	27	176	1	204	AUTRE	
COMMODITY TOTAL		27	176	3	206		TOTAL DE MARCHANDISE
GENERAL CARGO	JTHER	12	8	410	430	AUTRE	MARCHANDISES DIVERSES
CONTAINERIZED FREIGHT	U S A			4,378	4,378	E-U	FRET CONTENEURESE

TABLE 2. CARGOES UNLOADED AT CANADIAN PORTS FROM FOREIGN COUNTRIES.

TABLEAU 2. MARCHANDISES DECHARGEES DANS LES PORTS CANADIENS EN PROVENANCE DE PAYS ETRANGERS.

COUNTRY OF ORIGIN AND KIND OF CARGO	REGISTRY OF VESSEL	ATLANTIC ATLANTIQUE	GREAT LAKES GRANDS LACS	PACIFIC PACIFIQUE	TOTAL TOTAL	IMMATIC. OU NAVIRE	PAYS D'ORIGINE ET MARCHANDISE
BRAZIL	CONT.						BRESIL
	OTHER	1,586	529		2,115	AUTRE	SUITE
COMMODITY TOTAL		1,586	529	4,378	6,493		TOTAL DE MARCHANDISE
COUNTRY/REGION TOTAL		508,686*	13,982*	11,252*	533,920*		TOTAL DE PAYS/REGION
CHILE							CHILI
FRESH FRUITS, BERRIES	U S A			35	35	E-U	FRUITS, BAIES FRAIS
VEGETABLES, FRESH	U S A			55	55	E-U	LEGUMES, FRAIS
COFFEE	NORW			58	58	NORV	CAFE
MISC. FOOD PREP. NES	OTHER	18			18	AUTRE	DIV. PREP. ALIM. NDA
WINES	OTHER	9		36	45	AUTRE	VINS
FERM. ALCOHOLIC BEV.	OTHER	4			4	AUTRE	BOISS. ALCOOL. FERME.
CRUDE VEG. PROD. NES	OTHER	533			533	AUTRE	PR. BRUTS ORIG. VEG. NDA
COPPER ORE AND CONC.	GREEK	22,958			22,958	GREGQ	MINERAI. CONC. CUIVRE
	NORW	23,363			23,363	NORV	
	OTHER	1,049			1,049	AUTRE	
COMMODITY TOTAL		47,370			47,370		TOTAL DE MARCHANDISE
ORES AND CONC. NES	OTHER	935			935	AUTRE	MINERAIS ET CONC. NDA
SLAG, DROSS, BY-PRODUCTS	OTHER	6,364			6,364	AUTRE	POUS. GUEUL. SCOR. PROD.
WOOD FAB. MATERIALS	OTHER	2			2	AUTRE	DEMI-PRODUITS EN BOIS
INORGANIC CHEMS. NES	U S A			1,000	1,000	E-U	PROD. CHIM. INORG. NDA
	OTHER	2,688			2,688	AUTRE	
COMMODITY TOTAL		2,688		1,000	3,688		TOTAL DE MARCHANDISE
FERTILIZERS NES	LIBER	1,874			1,874	LIBER	ENGRAIS CHIMIQUE NDA
	U S A			617	617	E-U	
COMMODITY TOTAL		1,874		617	2,491		TOTAL DE MARCHANDISE
AGRICULTURAL CHEMICALS	U S A			1,984	1,984	E-U	PROD. CHIM. AGRICOLES
PIPES, TUBES: IRON, STEEL	OTHER	180			180	AUTRE	TUYAUX, TUBES: FER, ACIER
WIRE	OTHER	190			190	AUTRE	FIL METALLIQUE
ALUMINIUM	OTHER	36			36	AUTRE	ALUMINIUM
COPPER AND ALLOYS	U S A			90	90	E-U	CUIVRE ET ALLIAGES
	OTHER	482			482	AUTRE	
COMMODITY TOTAL		482		90	572		TOTAL DE MARCHANDISE
NON-MET. MIN. BASIC PROD	OTHER	328			328	AUTRE	PROD. MIN. NON-MET. BASE
MACHINERY NES	OTHER	8			8	AUTRE	MACHINES NDA
PASS. AUTOS AND CHASSIS	U S A			4	4	E-U	VOITURES PART. CHASSIS
EQUIPMENT MISC.	OTHER	1			1	AUTRE	MATERIEL DIVERS
PERSONAL, HSEHOLD GOODS	NORW			4	4	NORV	ART. PERS. ET MENAGERS
	U S A			1	1	E-U	
	OTHER	1			1	AUTRE	
COMMODITY TOTAL		1		5	6		TOTAL DE MARCHANDISE
CONTAINERS, CLOSURES	OTHER	2			2	AUTRE	CONTENEURS, FERMETURES
CONTAINERIZED FREIGHT	U S A			103	103	E-U	FRET CONTENEURESE
COUNTRY/REGION TOTAL		61,025*	*	3,987*	65,012*		TOTAL DE PAYS/REGION
COLOMBIA							COLOMBIE
SUGAR PREPARATIONS	OTHER			27	27	AUTRE	PREP. A BASE DE SUCRE
COCOA AND CHOCOLATE	OTHER	104			104	AUTRE	CACAO ET CHOCOLAT
COFFEE	GER			117	117	ALL	CAFE
	NORW			429	429	NORV	
	OTHER	661		1,604	2,265	AUTRE	
COMMODITY TOTAL		661		2,150	2,811		TOTAL DE MARCHANDISE
SPICES	OTHER	1			1	AUTRE	EPICES
MISC. FOOD PREP. NES	OTHER	9			9	AUTRE	DIV. PREP. ALIM. NDA
TEXTILE FIBRES NES	OTHER	50			50	AUTRE	FIBRES TEXTILES NDA
LEATHER	OTHER	2			2	AUTRE	CUIR
LUMBER AND TIMBER	NETH	665			665	P. BAS	BOIS DOEUVRE ET CHARP.
	OTHER	4,896			4,896	AUTRE	
COMMODITY TOTAL		5,561			5,561		TOTAL DE MARCHANDISE
VENEER, PLYWOOD	OTHER	29			29	AUTRE	PLACAGES, CONTRE-PLAQ.
WOOD FAB. MATERIALS	OTHER	4			4	AUTRE	DEMI-PRODUITS EN BOIS
TEXTILE FAB. MTL NES	OTHER	2,005			2,005	AUTRE	OUVR. EN MAT. TEXT. NDA
METALLIC SALTS	OTHER			1	1	AUTRE	SELS METALLIQUES
BRICKS, TILES NES	OTHER			158	158	AUTRE	BRITQUES, TUILES NDA
GLASS BASIC PRODUCTS	OTHER			726	726	AUTRE	OUVR. DE BASE EN VERRE
NON-MET. MIN. BASIC PROD	OTHER			87	87	AUTRE	PROD. MIN. NON-MET. BASE
EQUIPMENT MISC.	OTHER	8			8	AUTRE	MATERIEL DIVERS
PERSONAL, HSEHOLD GOODS	OTHER	1			1	AUTRE	ART. PERS. ET MENAGERS
GENERAL CARGO	OTHER	81			81	AUTRE	MARCHANDISES DIVERSES
CONTAINERIZED FREIGHT	U S A			322	322	E-U	FRET CONTENEURESE
COUNTRY/REGION TOTAL		8,506*	*	3,481*	11,987*		TOTAL DE PAYS/REGION
ECUADOR							EQUATEUR
FISH, FRESH OR FROZEN	OTHER	13			13	AUTRE	POISSON, FRAIS OU CONG.
BANANAS AND PLANTAINS	OTHER			8	8	AUTRE	BANANES ET PLANTAINS
DRIED FRUITS	OTHER			5	5	AUTRE	FRUITS SECS
SUGAR PREPARATIONS	OTHER	2			2	AUTRE	PREP. A BASE DE SUCRE
COCOA AND CHOCOLATE	OTHER	444			444	AUTRE	CACAO ET CHOCOLAT
COFFEE	OTHER	153		77	230	AUTRE	CAFE
TEA	U S A			8	8	E-U	THE
	OTHER	46		132	178	AUTRE	
COMMODITY TOTAL		46		140	186		TOTAL DE MARCHANDISE

TABLE 2. CARGOES UNLOADED AT CANADIAN PORTS FROM FOREIGN COUNTRIES.

TABLEAU 2. MARCHANDISES DECHARGEES DANS LES PORTS CANADIENS EN PROVENANCE DE PAYS ETRANGERS.

COUNTRY OF ORIGIN AND KIND OF CARGO	REGISTRY OF VESSEL	ATLANTIC ATLANTIQUE	GREAT LAKES GRANDS LACS	PACIFIC PACIFIQUE	TOTAL TOTAL	IMMATIC. DU NAVIRE	PAYS D'ORIGINE ET MARCHANDISE
EQUADOR							EQUATEUR
MISC.FOOD PREP.NES	OTHER	177			177	AUTRE	SUITE
LUMBER AND TIMBER	OTHER	764			764	AUTRE	DIV.PREP.ALIM.NDA
VENEER,PLYWOOD	OTHER	8			8	AUTRE	BOIS OEUVRE ET CHARP.
TEXTILE FAB.MTL NES	OTHER	53			53	AUTRE	PLACAGES,CONTRE-PLAQ.
GENERAL CARGO	OTHER			1	1	AUTRE	OUVR.EN MAT.TEXT.NDA
CONTAINERIZED FREIGHT	U S A			2	2	E-U	MARCHANDISES DIVERSES
							FRET CONTENEURESE
COUNTRY/REGION TOTAL		1,660*	*	233*	1,893*		TOTAL DE PAYS/REGION
PERU							PEROU
FISH,CANNED	OTHER	97		7	104	AUTRE	POISSON EN BDTES
FRUITS, PREP. CANNED	OTHER	2			2	AUTRE	FRUITS PREP. EN BOITE
NUTS,EXC.OIL NUTS NES	OTHER	22			22	AUTRE	NOIX,SAUF OLEAG.NDA
VEGETABLES, DRIED	OTHER	145			145	AUTRE	LEGUMES, SECS
COCOA AND CHOCOLATE	OTHER	78			78	AUTRE	CACAO ET CHOCOLAT
COFFEE	U S A			397	397	E-U	CAFE
	OTHER	328			328	AUTRE	
COMMODITY TOTAL		328		397	725		TOTAL DE MARCHANDISE
TEA	U S A			269	269	E-U	THE
SPICES	OTHER	27			27	AUTRE	EPICES
MISC.FOOD PREP.NES	OTHER	2			2	AUTRE	DIV.PREP.ALIM.NDA
COPPER ORE AND CONC.	U K	30,637			30,637	R U	MINERAL,CONC. CUIVRE
VENEER,PLYWOOD	OTHER	7			7	AUTRE	PLACAGES,CONTRE-PLAQ.
TEXTILE FAB.MTL NES	OTHER	5			5	AUTRE	OUVR.EN MAT.TEXT.NDA
MOTOR VEHICLE ENGINES	OTHER	22			22	AUTRE	MOTEURS DE VEH.AUTOM.
PERSONAL,HSEHOLD GOODS	OTHER	9			9	AUTRE	ART.PERS.ET MENAGERS
MISC. END PRODUCTS NES	OTHER	5			5	AUTRE	PRODUITS FINIS DIV.NDA
CONTAINERIZED FREIGHT	U S A			930	930	E-U	FRET CONTENEURESE
COUNTRY/REGION TOTAL		31,386*	*	1,603*	32,989*		TOTAL DE PAYS/REGION
SURINAM							SURINAM
ALUMINA,BAUXITE ORES	U K	39,076			39,076	R U	MINERAIS ALUMINE,BAUX.
	GER	11,148			11,148	ALL	
	GREEK	10,811			10,811	GRECQ	
	ITALY	25,534			25,534	ITAL	
	NORW	86,925			86,925	NORV	
	SWEDN	16,171			16,171	SUEDE	
	LIBER	81,986	11,824		93,810	LIBER	
	OTHER	3,451			3,451	AUTRE	
COMMODITY TOTAL		275,102	11,824		286,926		TOTAL DE MARCHANDISE
COUNTRY/REGION TOTAL		275,102*	11,824*	*	286,926*		TOTAL DE PAYS/REGION
URUGUAY							URUGUAY
MEAT,FRESH OR FROZEN	NORW			289	289	NORV	VIANDE,FRAICHE / CONG.
MEAT AND MEAT PREP.NES	OTHER	61	440		501	AUTRE	VIANDES ET PREP.NDA
RAW HIDES AND SKINS	OTHER		5		5	AUTRE	PEAUX ET CUIRS BRUT
ALUMINA,BAUXITE ORES	GER	16,229			16,229	ALL	MINERAIS ALUMINE,BAUX.
STONE,CRUDE NES	OTHER	200			200	AUTRE	PIERRE BRUTE NDA
TEXTILE FAB.MTL NES	NORW	11			11	NORV	OUVR.EN MAT.TEXT.NDA
ORGANIC CHEMICALS NES	OTHER	4			4	AUTRE	PROD.CHIM.ORGAN.NDA
COUNTRY/REGION TOTAL		16,505*	445*	289*	17,239*		TOTAL DE PAYS/REGION
VENEZUELA							VENEZUELA
FRUIT JUICES	U S A			252	252	E-U	JUS DE FRUIT
VEGETABLES, FROZEN	U S A			1	1	E-U	LEGUMES, CONGELES
COCOA AND CHOCOLATE	GER	81			81	ALL	CACAO ET CHOCOLAT
MISC.FOOD PREP.NES	U S A			36	36	E-U	DIV.PREP.ALIM.NDA
ALUMINA,BAUXITE ORES	ITALY	8,409			8,409	ITAL	MINERAIS ALUMINE,BAUX.
CRUDE PETROLEUM	U K	591,451			591,451	R U	PETROLE BRUT
	GREEK	524,054			524,054	GRECQ	
	ITALY	67,796			67,796	ITAL	
	NETH	56,589			56,589	P.BAS	
	NORW	812,191			812,191	NORV	
	LIBER	3,735,662			3,735,662	LIBER	
	JAPAN	57,348			57,348	JAPON	
	PANAM	796,518			796,518	PANAM	
	U S A	538,996			538,996	E-U	
	OTHER	856,410	76,868		933,278	AUTRE	
COMMODITY TOTAL		8,037,015	76,868		8,113,883		TOTAL DE MARCHANDISE
CORDAGE,TWINE,ROPE	GER	1			1	ALL	CORDAGE,FICELLE,CORDE
FUEL OIL	U K	260,119	24,386	18,410	302,915	R U	MAZOUT
	GER	29,470			29,470	ALL	
	GREEK	83,530			83,530	GRECQ	
	ITALY	92,709			92,709	ITAL	
	NORW	289,711			289,711	NORV	
	LIBER	915,502		21,107	936,609	LIBER	
	JAPAN	11,894			11,894	JAPON	
	PANAM	174,872			174,872	PANAM	
	OTHER	210,849			210,849	AUTRE	
COMMODITY TOTAL		2,068,656	24,386	39,517	2,132,559		TOTAL DE MARCHANDISE

TABLE 2. CARGOES UNLOADED AT CANADIAN PORTS FROM FOREIGN COUNTRIES.

TABLEAU 2. MARCHANDISES DECHARGEES DANS LES PORTS CANADIENS EN PROVENANCE DE PAYS ETRANGERS.

COUNTRY OF ORIGIN AND KIND OF CARGO	REGISTRY OF VESSEL	ATLANTIC ATLANTIQUE	GREAT LAKES GRANDS LACS	PACIFIC PACIFIQUE	TOTAL TOTAL	IMMATIC. DU NAVIRE	PAYS D'ORIGINE ET MARCHANDISE
VENEZUELA CONT.							
ASPHALTS, ROAD OILS	LIBER	7,817			7,817	LIBER	VENEZUELA SUITE
PETROL, COAL PRD. NES	OTHER	13,637			13,637	AUTRE	ASPHALTE, BITUME LIQD.
NON-MET. MIN. BASIC PRD	GER	10			10	ALL	DERIVE PETR. CHARB. NDA
MACHINERY NES	GER	4			4	ALL	PRD. MIN. NON-MET. BASE
	OTHER		7		7	AUTRE	MACHINES NDA
COMMODITY TOTAL		4	7		11		TOTAL DE MARCHANDISE
MOTOR VEHICLE ENGINES	GER	17			17	ALL	MOTEURS DE VEH. AUTOM.
PERSONAL, HOUSEHOLD GOODS	GER	4			4	ALL	ART. PERS. ET MENAGERS
COUNTRY/REGION TOTAL		10,135,651*	101,261*	39,806*	10,276,718*		TOTAL DE PAYS/REGION
BAHAMAS							
SALT	U K	9,471			9,471	R U	ILES BAHAMAS
	DENMK	2,872			2,872	DANMK	SEL
	GER	5,822			5,822	ALL	
	CAN	5,412			5,412	CAN	
COMMODITY TOTAL		23,577			23,577		TOTAL DE MARCHANDISE
FUEL OIL	NORV	20,606			20,606	NORV	MAZOUT
	LIBER	21,766			21,766	LIBER	
	U S A	19,565			19,565	E-U	
COMMODITY TOTAL		61,937			61,937		TOTAL DE MARCHANDISE
PERSONAL, HOUSEHOLD GOODS	NORV	19			19	NORV	ART. PERS. ET MENAGERS
CONTAINERIZED FREIGHT	NORV	432			432	NORV	FRET CONTENEURESE
COUNTRY/REGION TOTAL		85,965*	*	*	85,965*		TOTAL DE PAYS/REGION
BERMUDA							
DIST. ALCOHOLIC BEV.	GER	5			5	ALL	BERMUDES
MACHINERY NES	GER	15			15	ALL	BOISS. ALCOOL. DIST.
PASS. AUTOS AND CHASSIS	GER	1			1	ALL	MACHINES NDA
	GREEK	496			496	GRECQ	VOITURES PART., CHASSIS
COMMODITY TOTAL		497			497		TOTAL DE MARCHANDISE
EQUIPMENT MISC.	GER	1			1	ALL	MATERIEL DIVERS
PERSONAL, HOUSEHOLD GOODS	GER	3			3	ALL	ART. PERS. ET MENAGERS
CONTAINERIZED FREIGHT	GER	131			131	ALL	FRET CONTENEURESE
COUNTRY/REGION TOTAL		652*	*	*	652*		TOTAL DE PAYS/REGION
BR. HONDURAS							
RAW SUGAR	GER		6,720		6,720	ALL	HONDURAS BR.
	OTHER		6,727		6,727	AUTRE	SUCRE BRUT
COMMODITY TOTAL			13,447		13,447		TOTAL DE MARCHANDISE
MOLASSES, CRUDE	LIBER	3,304			3,304	LIBER	MELASSE, BRUTE
DIST. ALCOHOLIC BEV.	GER	58			58	ALL	BOISS. ALCOOL. DIST.
PERSONAL, HOUSEHOLD GOODS	GER	8			8	ALL	ART. PERS. ET MENAGERS
CONTAINERS, CLOSURES	GER	2			2	ALL	CONTENEURS, FERMETURES
COUNTRY/REGION TOTAL		3,372*	13,447*	*	16,819*		TOTAL DE PAYS/REGION
BARBADOS							
MOLASSES, CRUDE	LIBER	3,100			3,100	LIBER	BARBAOS
MOLASSES, REFINED	GREEK	2,607			2,607	GRECQ	MELASSE, RAFFINEE
SUGAR PREPARATIONS	GER	3			3	ALL	PREP. A BASE DE SUCRE
DIST. ALCOHOLIC BEV.	GER	134			134	ALL	BOISS. ALCOOL. DIST.
	NORV	1		1	2	NORV	
	OTHER	171	141		312	AUTRE	
COMMODITY TOTAL		306	141	1	448		TOTAL DE MARCHANDISE
METAL FAB. BASIC PRD.	GER		2		2	ALL	OUVR. DE BASE EN METAL
PASS. AUTOS AND CHASSIS	OTHER		1		1	AUTRE	VOITURES PART., CHASSIS
PERSONAL, HOUSEHOLD GOODS	GER	45	1		46	ALL	ART. PERS. ET MENAGERS
	OTHER		5		5	AUTRE	
COMMODITY TOTAL		45	6		51		TOTAL DE MARCHANDISE
CONTAINERS, CLOSURES	GER	15			15	ALL	CONTENEURS, FERMETURES
MISC. END PRODUCTS NES	GER	1	1		2	ALL	PRODUITS FINIS DIV. NDA
GENERAL CARGO	GER	65			65	ALL	MARCHANDISES DIVERSES
CONTAINERIZED FREIGHT	GER	351			351	ALL	FRET CONTENEURESE
COUNTRY/REGION TOTAL		6,493*	151*	1*	6,645*		TOTAL DE PAYS/REGION
JAMAICA							
FRUIT JUICES	GER		4		4	ALL	JAMAIQUE
FRUIT PULP, PUREE	GER		7		7	ALL	JUS DE FRUIT
FRUIT, PRES. NOT CANNED	GER	37			37	ALL	PULPE DE FRUIT, PUREE
	OTHER		3		3	AUTRE	CONS. FRUITS NON BOITE
COMMODITY TOTAL		37	3		40		TOTAL DE MARCHANDISE
FRUITS, PREP. CANNED	GER	3			3	ALL	FRUITS PREP. EN BOITE
NUTS, EXC. OIL NUTS NES	U K	2			2	R U	NOIX, SAUF D'LEAG. NDA
VEGETABLE PREP. NES	GER	12			12	ALL	PREP. DE LEGUMES NDA
	NORV	9			9	NORV	
COMMODITY TOTAL		21			21		TOTAL DE MARCHANDISE
MOLASSES, CRUDE	GER	7			7	ALL	MELASSE, BRUTE

TABLE 2. CARGOES UNLOADED AT CANADIAN PORTS FROM FOREIGN COUNTRIES.

TABLEAU 2. MARCHANDISES DECHARGEES DANS LES PORTS CANADIENS EN PROVENANCE DE PAYS ETRANGERS.

COUNTRY OF ORIGIN AND KIND OF CARGO	REGISTRY OF VESSEL	ATLANTIC ATLANTIQUE	GREAT LAKES GRANDS LACS	PACIFIC PACIFIQUE	TOTAL TOTAL	IMMATIC. OU NAVIRE	PAYS D'ORIGINE ET MARCHANDISE
JAMAICA CONT.		LIBER	4,256	10,640	14,896	LIBER	JAMAIQUE SUITE
COMMODITY TOTAL		4,263	10,640		14,903		TOTAL DE MARCHANDISE
MOLASSES, REFINED	GER	3			3	ALL	MELASSE, RAFFINEE
SYRUP	NORW	2			2	NORV	SIROP
COCOA AND CHOCOLATE	U K	1			1	R U	CACAO ET CHOCOLAT
	NORW	14			14	NORV	
COMMODITY TOTAL		15			15		TOTAL DE MARCHANDISE
COFFEE	NORW	12			12	NORV	CAFE
SPICES	U K	10			10	R U	EPICES
	GER	29	3		32	ALL	
COMMODITY TOTAL		39	3		42		TOTAL DE MARCHANDISE
MISC. FOOD PREP. NES	GER	43			43	ALL	DIV. PREP. ALIM. NDA
	NORW	6			6	NORV	
COMMODITY TOTAL		49			49		TOTAL DE MARCHANDISE
WINES	NORW	4			4	NORV	VINS
DIST. ALCOHOLIC BEV.	U K	100			100	R U	BOISS. ALCOOL. DIST.
	GER	256			256	ALL	
	NORW	167			167	NORV	
COMMODITY TOTAL		523			523		TOTAL DE MARCHANDISE
TOBACCO NES	NORW	15			15	NORV	TABACS NDA
CRUDE VEG. PROD. NES	GER	17			17	ALL	PRO. BRUTS ORIG. VEG. NDA
ALUMINA, BAUXITE DRES	U K			118,339	118,339	R U	MINERAIS ALUMINE, BAUX.
	NORW			118,491	118,491	NORV	
COMMODITY TOTAL				236,830	236,830		TOTAL DE MARCHANDISE
TEXTILE FAB. MTL NES	NORW	4			4	NORV	OUVR. EN MAT. TEXT. NDA
MACHINERY NES	U K	2			2	R U	MACHINES NDA
	GER	9			9	ALL	
	OTHER		10		10	AUTRE	
COMMODITY TOTAL		11	10		21		TOTAL DE MARCHANDISE
RAILWAY ROLLING STOCK	U K	4			4	R U	MAT. ROUL. DE CH. DE FER
PASS. AUTOS AND CHASSIS	GER	1			1	ALL	VOITURES PART., CHASSIS
PERSONAL, HSEHOLD GOODS	U K	8			8	R U	ART. PERS. ET MENAGERS
	GER	21	1		22	ALL	
	NORW	166			166	NORV	
	U S A			1	1	E-U	
COMMODITY TOTAL		195	1	1	197		TOTAL DE MARCHANDISE
CONTAINERS, CLOSURES	GER	2			2	ALL	CONTENEURS, FERMETURES
	NORW	2			2	NORV	
COMMODITY TOTAL		4			4		TOTAL DE MARCHANDISE
MISC. END PRODUCTS NES	GER		2		2	ALL	PRODUITS FINIS DIV. NDA
CONTAINERIZED FREIGHT	GER	40			40	ALL	FRET CONTENEURESE
	NORW	1,725			1,725	NORV	
	U S A			26	26	E-U	
	OTHER	393			393	AUTRE	
COMMODITY TOTAL		2,158		26	2,184		TOTAL DE MARCHANDISE
COUNTRY/REGION TOTAL		7,382*	10,670*	236,857*	254,909*		TOTAL DE PAYS/REGION
LEE-WIND IS.							I. LEE-WIND.
MEAT, FRESH OR FROZEN	U K	3			3	R U	VIANDE, FRAICHE / CONG.
FISH, FRESH OR FROZEN	U K	19			19	R U	POISSON, FRAIS OU CONG.
FISH, SALTED OR CURED	U K	12			12	R U	POISSON, SALE OU FUME
MILK POWDER	U K	52			52	R U	LAIT EN POUORE
WHEAT FLOUR	U K	1,037			1,037	R U	FARINE DE BLE
FRUIT JUICES	GER	19			19	ALL	JUS DE FRUIT
VEGETABLES, FRESH	U K	103			103	R U	LEGUMES, FRAIS
RAW SUGAR	U K	59			59	R U	SUCRE BRUT
SUGAR, NES	GER	90			90	ALL	SUCRE, NDA
COCOA AND CHOCOLATE	GER	51			51	ALL	CACAO ET CHOCOLAT
SPICES	U K	8			8	R U	EPICES
	GER	14			14	ALL	
COMMODITY TOTAL		22			22		TOTAL DE MARCHANDISE
GROUND CEREALS NES	U K	24			24	R U	CEREALES MOULUES NDA
ALUMINA, BAUXITE DRES	LIBER	30,671			30,671	LIBER	MINERAIS ALUMINE, BAUX.
LUMBER AND TIMBER	U K	84			84	R U	BOIS D'OEUVRE ET CHARP.
BLDG. PAPER AND BOARD	U K	86			86	R U	PLAQ. CONSTR., PAP/CART.
GASOLINE	LIBER	10,482			10,482	LIBER	ESSENCE
FUEL OIL	LIBER	35,203	11,663		46,866	LIBER	MAZOUT
PLATE & SHEET STEEL	U K	83			83	R U	TOLES, FEUILLES D'ACIER
	GER	16			16	ALL	
COMMODITY TOTAL		99			99		TOTAL DE MARCHANDISE
PIPES, TUBES: IRON, STEEL	U K	214			214	R U	TUYAUX, TUBES: FER, ACIER
PERSONAL, HSEHOLD GOODS	GER	47			47	ALL	ART. PERS. ET MENAGERS
GENERAL CARGO	GER	46			46	ALL	MARCHANDISES DIVERSES
CONTAINERIZED FREIGHT	GER	73			73	ALL	FRET CONTENEURESE
COUNTRY/REGION TOTAL		78,496*	11,663*	*	90,159*		TOTAL DE PAYS/REGION
TRINIDAD-TOBAG							TRINIDAO TOBAG
FRUIT JUICES	NORW	21			21	NORV	JUS DE FRUIT
VEGETABLE PREP. NES	GER	13			13	ALL	PREP. DE LEGUMES NDA
	OTHER		1		1	AUTRE	
COMMODITY TOTAL		13	1		14		TOTAL DE MARCHANDISE
MOLASSES, CRUDE	GREEK	5,155			5,155	GRECQ	MELASSE, BRUTE

TABLE 2. CARGUES UNLOADED AT CANADIAN PORTS FROM FOREIGN COUNTRIES.

TABLEAU 2. MARCHANDISES DECHARGEES DANS LES PORTS CANADIENS EN PROVENANCE DE PAYS ETRANGERS.

COUNTRY OF ORIGIN AND KIND OF CARGO	REGISTRY OF VESSEL	ATLANTIC ATLANTIQUE	GREAT LAKES GRANDS LACS	PACIFIC PACIFIQUE	TOTAL TOTAL	IMMATIC. DU NAVIRE	PAYS D'ORIGINE ET MARCHANDISE
TRINIDAD-TOBAG CONT.							
COMMODITY TOTAL	LIBER	16,194	13,440		29,634	LIBER	TRINIDAD TOBAG SUITE
SPICES	GER	21,349	13,440		34,789	ALL	TOTAL DE MARCHANDISE EPICES
	NORW	2		1	2	NORV	
COMMODITY TOTAL		17		1	18		TOTAL DE MARCHANDISE
MISC. FOOD PREP. NES	GER	19			20	ALL	DIV. PREP. ALIM. NDA
	OTHER		6		6	AUTRE	
COMMODITY TOTAL			10		10		TOTAL DE MARCHANDISE
DIST. ALCOHOLIC BEV.	GER		16		16	ALL	BOISS. ALCOOL. DIST.
	NORW	18			18	NORV	
	OTHER	107			107	AUTRE	
COMMODITY TOTAL		282	5		287		TOTAL DE MARCHANDISE
TEXTILE FIBRES NES	GER	407	5		412	ALL	FIBRES TEXTILES NDA
ALUMINA, BAUXITE ORES	U K	40			40	R U	MINERAIS ALUMINE, BAUX.
	GER	313,349			313,349	ALL	
	GREEK	263,312			263,312	GREGQ	
	ITALY	36,239			36,239	ITAL	
	NETH	188,035			188,035	P. BAS	
	NORW	19,253			19,253	NORV	
	SWEON	297,691			297,691	SUEDE	
	LIBER	12,489	14,767		27,256	LIBER	
	OTHER	82,302			82,302	AUTRE	
COMMODITY TOTAL		1,220,448	14,767		1,235,215		TOTAL DE MARCHANDISE
CRUDE PETROLEUM	ITALY	98,486			98,486	ITAL	PETROLE BRUT
	LIBER	79,109			79,109	LIBER	
	PANAM	305,712			305,712	PANAM	
	U S A	29,534			29,534	E-U	
COMMODITY TOTAL	GER	512,841			512,841	ALL	TOTAL DE MARCHANDISE
OILS, FATS, WAXES NES	NORW	2			2	NORV	HUIL. MAT. GRAS. CIRE NDA
ORGANIC CHEMICALS NES	GER		17		17	ALL	PROD. CHIM. ORGAN. NDA
PLASTIC MATERIALS	GER	11			11	ALL	MATIERES, PLASTIQUES
FUEL OIL	U K	76,739	14,104		90,843	R U	MAZOUT
	ITALY	36,197			36,197	ITAL	
	NORW	38,595	8,139		46,734	NORV	
	LIBER	8,858	11,851		20,709	LIBER	
	JAPAN	44,075			44,075	JAPON	
	PANAM	36,264			36,264	PANAM	
	OTHER	71,536			71,536	AUTRE	
COMMODITY TOTAL		312,264	34,094		346,358		TOTAL DE MARCHANDISE
ASPHALTS, ROAD OILS	GER	131			131	ALL	ASPHALTE, BITUME LIQD.
BARNS AND RODS, STEEL	GER	1			1	ALL	BARRES ET TIGES ACIER
MACHINERY NES	GER	9			9	ALL	MACHINES NDA
PERSONAL, HOUSEHOLD GOODS	GER	9			9	ALL	ART. PERS. ET MENAGERS
	NORW	27			27	NORV	
COMMODITY TOTAL		36			36		TOTAL DE MARCHANDISE
CONTAINERS, CLOSURES	NORW	32			32	NORV	CONTENEURS, FERMETURES
GENERAL CARGO	GER	2			2	ALL	MARCHANDISES DIVERSES
	NORW	6			6	NORV	
COMMODITY TOTAL		8			8		TOTAL DE MARCHANDISE
CONTAINERIZED FREIGHT	GER	665			665	ALL	FRET CONTENEURESE
	NORW	85			85	NORV	
	U S A			28	28	E-U	
COMMODITY TOTAL		750		28	778		TOTAL DE MARCHANDISE
COUNTRY/REGION TOTAL		2,068,382*	62,340*	29*	2,130,751*		TOTAL DE PAYS/REGION
COSTA RICA							
COFFEE	OTHER			868	868	AUTRE	COSTA-RICA
TEA	OTHER			77	77	AUTRE	CAFE
PERSONAL, HOUSEHOLD GOODS	OTHER			2	2	AUTRE	THE
							ART. PERS. ET MENAGERS
COUNTRY/REGION TOTAL		*	*	947*	947*		TOTAL DE PAYS/REGION
CUBA							
LIVE ANIMALS, NES	OTHER	5			5	AUTRE	CUBA
LOBSTER	NETH	424			424	P. BAS	ANIMAUX VIVANTS, NDA
SHELL FISH, NES	NETH	244			244	P. BAS	HMARD
	CAN	69			69	CAN	MOLLUSQUES CRUST., NDA
	OTHER	1,552			1,552	AUTRE	
COMMODITY TOTAL		1,865			1,865		TOTAL DE MARCHANDISE
FRESH FRUITS, BERRIES	OTHER	167			167	AUTRE	FRUITS, BAIES FRAIS
RAW SUGAR	GREEK	8,742			8,742	GREGQ	SUCRE BRUT
	OTHER	22,979	16,104		39,083	AUTRE	
COMMODITY TOTAL		31,721	16,104		47,825		TOTAL DE MARCHANDISE
SUGAR PREPARATIONS	OTHER	720			720	AUTRE	PREP. A BASE DE SUCRE
MISC. FOOD PREP. NES	OTHER	58			58	AUTRE	DIV. PREP. ALIM. NDA
WINES	OTHER	1			1	AUTRE	VINS
DIST. ALCOHOLIC BEV.	OTHER	26			26	AUTRE	BOISS. ALCOOL. DIST.
TOBACCO NES	OTHER	703			703	AUTRE	TABACS NDA
MACHINERY NES	OTHER	172			172	AUTRE	MACHINES NDA
PASS. AUTOS AND CHASSIS	OTHER	1			1	AUTRE	VOITURES PART., CHASSIS
PERSONAL, HOUSEHOLD GOODS	OTHER	15			15	AUTRE	ART. PERS. ET MENAGERS
CONTAINERS, CLOSURES	OTHER	202			202	AUTRE	CONTENEURS, FERMETURES
MISC. END PRODUCTS NES	OTHER	4			4	AUTRE	PRODUITS FINIS DIV. NDA

TABLE 2. CARGOES UNLOADED AT CANADIAN PORTS FROM FOREIGN COUNTRIES.

TABLEAU 2. MARCHANDISES DECHARGEES DANS LES PORTS CANADIENS EN PROVENANCE DE PAYS ETRANGERS.

COUNTRY OF ORIGIN AND KIND OF CARGO	REGISTRY OF VESSEL	ATLANTIC ATLANTIQUE	GREAT LAKES GRANDS LACS	PACIFIC PACIFIQUE	TOTAL TOTAL	IMMATIC. DU NAVIRE	PAYS D'ORIGINE ET MARCHANDISE
CUBA							CUBA
GENERAL CARGO	OTHER	134			134	AUTRE	SUITE MARCHANDISES DIVERSES
COUNTRY/REGION TOTAL		36,218*	16,104*	*	52,322*		TOTAL DE PAYS/REGION
DOMINICAN REP.							R. DOMINICAINE
FRUIT PULP, PUREE	GER		7		7	ALL	PULPE DE FRUIT, PUREE
FRUITS, PREP. CANNED	GER		3		3	ALL	FRUITS PREP. EN BOITE
MOLASSES, CRUDE	U K	3,626			3,626	R U	MELASSE, BRUTE
	NORW	3			3	NORV	
	LIBER	25,179	3,306		28,485	LIBER	
COMMODITY TOTAL		28,808	3,306		32,114		TOTAL DE MARCHANDISE
COFFEE	NORW			42	42	NDRV	CAFE
PASS.AUTOS AND CHASSIS	GER	4			4	ALL	VOITURES PART.,CHASSIS
EQUIPMENT MISC.	GER	1			1	ALL	MATERIEL DIVERS
PERSONAL,HOUSEHOLD GOODS	GER	2			2	ALL	ART.PERS.ET MENAGERS
CONTAINERIZED FREIGHT	GER	120			120	ALL	FRET CONTENEURESE
	NORW	208			208	NDRV	
COMMODITY TOTAL		328			328		TOTAL DE MARCHANDISE
COUNTRY/REGION TOTAL		29,143*	3,316*	42*	32,501*		TOTAL DE PAYS/REGION
EL SALVADOR							SALVADOR
COFFEE	OTHER			864	864	AUTRE	CAFE
MISC.FOOD PREP.NES	OTHER			7	7	AUTRE	DIV.PREP.ALIM.NDA
MISC. END PRODUCTS NES	OTHER			1	1	AUTRE	PRODUITS FINIS DIV.NDA
COUNTRY/REGION TOTAL		*	*	872*	872*		TOTAL DE PAYS/REGION
FR.WEST INDIES							ANTILLES FR.
FUEL OIL	ITALY	31,013			31,013	ITAL	MAZOUT
COUNTRY/REGION TOTAL		31,013*	*	*	31,013*		TOTAL DE PAYS/REGION
GUATEMALA							GUATEMALA
COFFEE	OTHER			622	622	AUTRE	CAFE
OIL SEEDS,NUTS NES	OTHER			97	97	AUTRE	GRAINES,NOIX OLEAG.NDA
WOOL AND ANIMAL HAIR	OTHER			55	55	AUTRE	LAIN,POILS ANIMAL
TEXTILE FIBRES NES	OTHER			332	332	AUTRE	FIBRES TEXTILES NDA
TEXTILE FAB.MTL NES	OTHER			3	3	AUTRE	OUVR.EN MAT.TEXT.NDA
COUNTRY/REGION TOTAL		*	*	1,109*	1,109*		TOTAL DE PAYS/REGION
HAITI, REP.OF							REP. D'HAITI
CORDAGE,TWINE,ROPE	LIBER	965			965	LIBER	CORDAGE,FICELLE,CORDE
JUTE WOVEN FABRICS	JAPAN	28			28	JAPDN	TISSUS DE JUTE
COUNTRY/REGION TOTAL		993*	*	*	993*		TOTAL DE PAYS/REGION
HONDURAS							HONDURAS
COFFEE	OTHER			38	38	AUTRE	CAFE
COUNTRY/REGION TOTAL		*	*	38*	38*		TOTAL DE PAYS/REGION
MEXICO							MEXIQUE
FRESH FRUITS,BERRIES	U K	11			11	R U	FRUITS, BAIES FRAIS
	OTHER			93	93	AUTRE	
COMMODITY TOTAL		11		93	104		TOTAL DE MARCHANDISE
MOLASSES, CRUDE	GREEK	8,000	10,469		18,469	GRECQ	MELASSE, BRUTE
COFFEE	OTHER	150		607	757	AUTRE	CAFE
TEA	OTHER			22	22	AUTRE	THE
SPICES	OTHER			5	5	AUTRE	EPICES
MISC.FOOD PREP.NES	OTHER	1		5	6	AUTRE	DIV.PREP.ALIM.NDA
DIST.ALCOHOLIC BEV.	OTHER	5		112	117	AUTRE	BOISS.ALCOOL.OIST.
SEEDS FOR SOWING NES	OTHER			3	3	AUTRE	GRAINES DE SEMENCE NDA
CRUDE VEG.PROD.NES	OTHER			2	2	AUTRE	PR.BRUTS ORIG.VEG.NDA
TEXTILE FIBRES NES	OTHER			37	37	AUTRE	FIBRES TEXTILES NDA
COPPER ORE AND CONC.	OTHER	5,274			5,274	AUTRE	MINERAI,CONC. CUIVRE
MANGANESE ORE	ITALY	41,664			41,664	ITAL	MINERAI DE MANGANESE
LIMESTONE	LIBER			5,000	5,000	LIBER	PIERRE CALCAIRE
FLUORSPAR	GER		40,462		40,462	ALL	SPATH FLUOR
	NORW	15,999	6,048		22,047	NORV	
	LIBER	5,608			5,608	LIBER	
	PANAM		19,812		19,812	PANAM	
	OTHER	69,793	6,945		76,738	AUTRE	
COMMODITY TOTAL		91,400	73,267		164,667		TOTAL DE MARCHANDISE
GYPSSUM	LIBER			70,000	70,000	LIBER	GYPSE
	U S A			3,000	3,000	E-U	
COMMODITY TOTAL				73,000	73,000		TOTAL DE MARCHANDISE
SALT	U K			294,006	294,006	R U	SEL

TABLE 2. CARGOES UNLOADED AT CANADIAN PORTS FROM FOREIGN COUNTRIES.

TABLEAU 2. MARCHANDISES DECHARGEES DANS LES PORTS CANADIENS EN PROVENANCE DE PAYS ETRANGERS.

COUNTRY OF ORIGIN AND KIND OF CARGO	REGISTRY OF VESSEL	ATLANTIC ATLANTIQUE	GREAT LAKES GRANDS LACS	PACIFIC PACIFIQUE	TOTAL TOTAL	IMMATIC. DU NAVIRE	PAYS D'ORIGINE ET MARCHANDISE
MEXICO CONT.							MEXIQUE SUITE
	CAN			8,580	8,580	CAN	
COMMODITY TOTAL				302,586	302,586		TOTAL DE MARCHANDISE
CRUDE NON-MET. MIN. NES	OTHER	6		2	8	AUTRE	MIN. NON-MET. BRUTS NDA
LUMBER AND TIMBER	OTHER	75			75	AUTRE	BOIS D'OEUVRE ET CHARP.
CORDAGE, TWINE, ROPE	GER	859	970		1,829	ALL	CORDAGE, FICELLE, CORDE
	LIBER	1,050			1,050	LIBER	
	OTHER	675		45	720	AUTRE	
COMMODITY TOTAL		2,584	970	45	3,599		TOTAL DE MARCHANDISE
TEXTILE FAB. MTL NES	GER		57		57	ALL	OUVR. EN MAT. TEXT. NDA
	OTHER			12	12	AUTRE	
COMMODITY TOTAL			57	12	69		TOTAL DE MARCHANDISE
FUEL OIL	LIBER	42,031			42,031	LIBER	MAZOUT
RAILWAY ROLLING STOCK	OTHER	75			75	AUTRE	MAT. RDUL. DE CH. DE FER
PERSONAL, HSEHOLD GOODS	OTHER	58		36	94	AUTRE	ART. PERS. ET MENAGERS
FIREARMS, AMMUNITION	OTHER	125			125	AUTRE	ARMES A FEU, MUNITIONS
CONTAINERS, CLOSURES	OTHER			30	30	AUTRE	CONTENEURS, FERMETURES
MISC. END PRODUCTS NES	OTHER	23			23	AUTRE	PRODUITS FINIS DIV. NDA
GENERAL CARGO	U K	15			15	R U	MARCHANDISES DIVERSES
	OTHER	10		8	18	AUTRE	
COMMODITY TOTAL				8	33		TOTAL DE MARCHANDISE
COUNTRY/REGION TOTAL		191,507*	84,763*	381,605*	657,875*		TOTAL DE PAYS/REGION
NETH. ANTILLES							ANTILLES NEERL
CRUDE PETROLEUM	GREEK			13,000	13,000	GRECQ	PETROLE BRUT
GASOLINE	PANAM	2,968			2,968	PANAM	ESSENCE
FUEL OIL	U K	150,980	83,232		234,212	R U	MAZOUT
	GER	29,342			29,342	ALL	
	GREEK	185,508	25,764	7,056	218,328	GRECQ	
	ITALY	1,402			1,402	ITAL	
	NETH	50,917			50,917	P. BAS	
	NORW	27,285			27,285	NORV	
	LIBER	480,310	106,041		586,351	LIBER	
	PANAM	244,312			244,312	PANAM	
	U S A	52,722			52,722	E-U	
	OTHER	177,702			177,702	AUTRE	
COMMODITY TOTAL		1,400,480	215,037	7,056	1,622,573		TOTAL DE MARCHANDISE
CONTAINERIZED FREIGHT	U S A			14	14	E-U	FRET CONTENEURESE
COUNTRY/REGION TOTAL		1,403,448*	215,037*	20,070*	1,638,555*		TOTAL DE PAYS/REGION
NICARAGUA							NICARAGUA
COFFEE	OTHER			184	184	AUTRE	CAFE
OIL SEEDS, NUTS NES	OTHER			401	401	AUTRE	GRAINES, NOIX OLEAG. NDA
LOGS	OTHER			10	10	AUTRE	BILLES
WOOL AND ANIMAL HAIR	OTHER			26	26	AUTRE	LAINE, POILS DANIMAL
TEXTILE FIBRES NES	OTHER			254	254	AUTRE	FIBRES TEXTILES NDA
COTTON, TEXTILE WASTE	OTHER			49	49	AUTRE	DECHETS DE COTON, TEXT.
WOOD FAB. MATERIALS	OTHER			778	778	AUTRE	DEMI-PRODUITS EN BOIS
MACHINERY NES	OTHER			12	12	AUTRE	MACHINES NDA
EQUIPMENT MISC.	OTHER			167	167	AUTRE	MATERIEL DIVERS
COUNTRY/REGION TOTAL		*	*	1,881*	1,881*		TOTAL DE PAYS/REGION
PANAMA							PANAMA
FISH, FRESH OR FROZEN	NETH	1,650			1,650	P. BAS	POISSON, FRAIS OU CONG.
	JAPAN	604			604	JAPON	
	OTHER	1,434			1,434	ITAL	
COMMODITY TOTAL		3,688			3,688	AUTRE	TOTAL DE MARCHANDISE
CRUDE VEG. PROD. NES	CAN	17			17	CAN	PR. BRUTS ORIG. VEG. NDA
LUMBER AND TIMBER	OTHER	938			938	AUTRE	BOIS D'OEUVRE ET CHARP.
CORDAGE, TWINE, ROPE	CAN	5			5	CAN	CORDAGE, FICELLE, CORDE
TEXTILE FAB. MTL NES	ITALY			6	6	ITAL	OUVR. EN MAT. TEXT. NDA
MOTOR VEHICLE ENGINES	ITALY			19	19	ITAL	MOTEURS DE VEH. AUTOM.
PERSONAL, HSEHOLD GOODS	ITALY			1	1	ITAL	ART. PERS. ET MENAGERS
COUNTRY/REGION TOTAL		4,648*	*	26*	4,674*		TOTAL DE PAYS/REGION
PUERTO RICO							PORTO-RICO
DAIRY PROD. EGGS, HONEY	GER	7			7	ALL	PROD. LAIT., OEUFS, MIEL
FRESH FRUITS, BERRIES	GER	23			23	ALL	FRUITS, BAIES FRAIS
COCOA AND CHOCOLATE	OTHER		21		21	AUTRE	CACAO ET CHOCOLAT
DIST. ALCOHOLIC BEV.	U K	2			2	R U	BOISS. ALCOOL. DIST.
	GER	45			45	ALL	
COMMODITY TOTAL		47			47		TOTAL DE MARCHANDISE
INORGANIC CHEMS. NES	U K	11,824			11,824	R U	PROD. CHIM. INORG. NDA
ORGANIC CHEMICALS NES	U K	19,100			19,100	R U	PROD. CHIM. ORGAN. NDA
	GREEK	18,745			18,745	GRECQ	
	NORW	20,906			20,906	NORV	
COMMODITY TOTAL		58,751			58,751		TOTAL DE MARCHANDISE
FUEL OIL	OTHER	31,715			31,715	AUTRE	MAZOUT
PETROL. COAL PROD. NES	U K	17,000			17,000	R U	DEMI-PRODUITS CHARB. NDA

TABLE 2. CARGOES UNLOADED AT CANADIAN PORTS FROM FOREIGN COUNTRIES.

TABLEAU 2. MARCHANDISES DECHARGEES DANS LES PORTS CANADIENS EN PROVENANCE DE PAYS ETRANGERS.

COUNTRY OF ORIGIN AND KIND OF CARGO	REGISTRY OF VESSEL	ATLANTIC ATLANTIQUE	GREAT LAKES GRANDS LACS	PACIFIC PACIFIQUE	TOTAL TOTAL	IMMATIC. DU NAVIRE	PAYS D'ORIGINE ET MARCHANDISE
PUERTO RICO CONT.							PORTO-RICO SUITE
COMMODITY TOTAL	NORW	20,733			20,733	NORV	
PERSONAL, HSEHOLD GOODS	GER	37,733			37,733	ALL	TOTAL DE MARCHANDISE
CONTAINERS, CLOSURES	GER	5			5	ALL	ART. PERS. ET MENAGERS
		66			66		CONTENEURS, FERMETURES
COUNTRY/REGION TOTAL		140,171*	21*	*	140,192*		TOTAL DE PAYS/REGION
U.S. VIRGIN IS							I. VIERGES E-U
FUEL OIL	ITALY	131,887			131,887	ITAL	MAZOUT
COMMODITY TOTAL	LIBER	36,700			36,700	LIBER	
		168,587			168,587		TOTAL DE MARCHANDISE
COUNTRY/REGION TOTAL		168,587*	*	*	168,587*		TOTAL DE PAYS/REGION
GREENLAND							GREENLAND
PIPES, TUBES: IRON, STEEL	LIBER	1			1	LIBER	TUYAUX, TUBES: FER, ACIER
METAL FAB. BASIC PROD.	LIBER	2			2	LIBER	OUVR. DE BASE EN METAL
TRACTORS	LIBER	23			23	LIBER	TRACTEURS
MACHINERY NES	LIBER	33			33	LIBER	MACHINES NDA
TRUCKS AND CHASSIS	LIBER	5			5	LIBER	CAMIONS ET CHASSIS
ROAD MOTOR VEH. NES	LIBER	39			39	LIBER	VEH. AUTOM. ROUTIERS NDA
RUBBER TIRES AND TUBES	LIBER	2			2	LIBER	PNEUS, CHAMBRES A AIR
CONTAINERS, CLOSURES	LIBER	2			2	LIBER	CONTENEURS, FERMETURES
GENERAL CARGO	LIBER	2			2	LIBER	MARCHANDISES DIVERSES
COUNTRY/REGION TOTAL		109*	*	*	109*		TOTAL DE PAYS/REGION
ST. PIERRE-MIQ.							ST-PIERRE-MIQ.
CATTLE	OTHER	239			239	AUTRE	BOVINS
FISH, FRESH OR FRDZEN	NETH	110			110	P. BAS	POISSON, FRAIS OU CONG.
	OTHER	161			161	AUTRE	
COMMODITY TOTAL		271			271		TOTAL DE MARCHANDISE
FISH, SALTED OR CURED	OTHER	13			13	AUTRE	POISSON, SALE OU FUME
SHELL FISH, NES	DENMK	300			300	DANMK	MOLLUSQUES CRUST., NDA
RAW HIDES AND SKINS	OTHER	13			13	AUTRE	PEAUX ET CUIRS BRUT
IRON AND STEEL SCRAP	OTHER	3			3	AUTRE	DECHETS DE FER, DACIER
NON-FERROUS MET. SCRAP	OTHER	10			10	AUTRE	DECHETS METAL. NON FER.
PETROL, COAL PROD. NES	OTHER	4			4	AUTRE	DERIVE PETR. CHARB. NDA
ALUMINUM	OTHER	2			2	AUTRE	ALUMINIUM
COPPER AND ALLOYS	OTHER	3			3	AUTRE	CUIVRE ET ALLIAGES
LEAD AND ALLOYS	OTHER	3			3	AUTRE	PLOMB ET ALLIAGES
METAL FAB. BASIC PROD.	OTHER	2			2	AUTRE	OUVR. DE BASE EN METAL
CEMENT	OTHER	6			6	AUTRE	CIMENT
MACHINERY NES	OTHER	25			25	AUTRE	MACHINES NDA
PASS. AUTOS AND CHASSIS	OTHER	61			61	AUTRE	VOITURES PART., CHASSIS
TRUCKS AND CHASSIS	OTHER	1			1	AUTRE	CAMIONS ET CHASSIS
SHIPS, AIRCRAFT, MIS. VEH	OTHER	2			2	AUTRE	NAVIRES, AVIONS, VEH. DIV
EQUIPMENT MISC.	OTHER	16			16	AUTRE	MATERIEL DIVERS
PERSONAL, HSEHOLD GOODS	OTHER	8			8	AUTRE	ART. PERS. ET MENAGERS
CONTAINERS, CLOSURES	CAN	6			6	CAN	CONTENEURS, FERMETURES
	OTHER	166			166	AUTRE	
COMMODITY TOTAL		172			172		TOTAL DE MARCHANDISE
MISC. END PRODUCTS NES	OTHER	2			2	AUTRE	PRODUITS FINIS DIV. NDA
GENERAL CARGO	CAN	2			2	CAN	MARCHANDISES DIVERSES
	OTHER	13			13	AUTRE	
COMMODITY TOTAL		15			15		TOTAL DE MARCHANDISE
COUNTRY/REGION TOTAL		1,171*	*	*	1,171*		TOTAL DE PAYS/REGION
U S HAWAII							E-U HAWAII
FRUIT, PRES. NOT CANNED	GER			11	11	ALL	CONS. FRUITS NON BOITE
FRUITS, PREP. CANNED	GER			5	5	ALL	FRUITS PREP. EN BOITE
VEGETABLES, FRESH	U K			1	1	R U	LEGUMES, FRAIS
SYRUP	U K			377	377	R U	SIROP
WASTE AND SCRAP NES	SWEDN			2,030	2,030	SUEDE	DECHETS ET REBUTS NDA
JUTE WOVEN FABRICS	U K			1	1	R U	TISSUS DE JUTE
TEXTILE FAB. MTL NES	U K			176	176	R U	OUVR. EN MAT. TEXT. NDA
FUEL OIL	U S A			59,748	59,748	E-U	MAZOUT
METAL FAB. BASIC PROD.	SWEDN			2	2	SUEDE	OUVR. DE BASE EN METAL
PASS. AUTOS AND CHASSIS	U K			8	8	R U	VOITURES PART., CHASSIS
PERSONAL, HSEHOLD GOODS	GER			6	6	ALL	ART. PERS. ET MENAGERS
CONTAINERS, CLOSURES	NORW			2	2	NORV	CONTENEURS, FERMETURES
	SWEDN			3,305	3,305	SUEDE	
	OTHER			1	1	AUTRE	
COMMODITY TOTAL				3,308	3,308		TOTAL DE MARCHANDISE
GENERAL CARGO	U K			4	4	R U	MARCHANDISES DIVERSES
COUNTRY/REGION TOTAL		*	*	65,677*	65,677*		TOTAL DE PAYS/REGION
U S ALASKA							E-U ALASKA
CORDAGE, TWINE, ROPE	NETH			187	187	P. BAS	CORDAGE, FICELLE, CORDE

TABLE 2. CARGOES UNLOADED AT CANADIAN PORTS FROM FOREIGN COUNTRIES.

TABLEAU 2. MARCHANDISES DECHARGEES DANS LES PORTS CANADIENS EN PROVENANCE DE PAYS ETRANGERS.

COUNTRY OF ORIGIN AND KIND OF CARGO	REGISTRY OF VESSEL	ATLANTIC ATLANTIQUE	GREAT LAKES GRANDS LACS	PACIFIC PACIFIQUE	TOTAL TOTAL	IMMATIC. DU NAVIRE	PAYS D'ORIGINE ET MARCHANDE
U S ALASKA CONT. EXPLOS., FUSES, CAPS	U S A			50	50	E-U	E-U ALASKA SUITE
METAL FAB. BASIC PROD.	CAN			5	5	CAN	EXPLOS., AMORCES, DET. OUVR. DE BASE EN METAL
CEMENT	CAN			150	150	CAN	CIMENT
TRACTORS	CAN			52	52	CAN	TRACTEURS
MACHINERY NES	CAN			6,022	6,022	CAN	MACHINES NDA
	U S A			391	391	E-U	
COMMODITY TOTAL				6,413	6,413		TOTAL DE MARCHANDE
PASS. AUTOS AND CHASSIS	CAN			6	6	CAN	VOITURES PART., CHASSIS
TRUCKS AND CHASSIS	CAN			252	252	CAN	CAMIONS ET CHASSIS
ROAD MOTOR VEH. NES	CAN			68	68	CAN	VEH. AUTOM. ROUTIERS NDA
SHIPS, AIRCRAFT, MIS. VEH	CAN			1	1	CAN	NAVIRES, AVIONS, VEH. DIV
CONTAINERS, CLOSURES	CAN			1	1	CAN	CONTENEURS, FERMETURES
MISC. END PRODUCTS NES	CAN			4	4	CAN	PRODUITS FINIS DIV. NDA
CONTAINERIZED FREIGHT	CAN			228,316	228,316	CAN	FRET CONTENEURESE
COUNTRY/REGION TOTAL		*	*	235,505*	235,505*		TOTAL DE PAYS/REGION
U S PACIFIC							E-U PACIFIQUE
MEAT, FRESH OR FROZEN	U S A			3	3	E-U	VIANDE, FRAICHE / CONG.
MEAT AND MEAT PREP. NES	U S A			1	1	E-U	VIANDES ET PREP. NDA
FISH, FRESH OR FROZEN	U S A			1	1	E-U	POISSON, FRAIS OU CONG.
CORN	CAN			230	230	CAN	MAIS
	U S A			1,237	1,237	E-U	
COMMODITY TOTAL				1,467	1,467		TOTAL DE MARCHANDE
CEREALS MILLED, NES	U S A			2	2	E-U	CEREALES MOULUES, NDA
BAKERY PROD. INC. FROZEN	U S A			39	39	E-U	PROD. BOUL., PROD. CONG.
MACARONI, CEREAL PROD.	CAN			91	91	CAN	PATES ALIM. PROD. CEREAL
	OTHER	500			500	AUTRE	
COMMODITY TOTAL		500		91	591		TOTAL DE MARCHANDE
FRESH FRUITS, BERRIES	U S A			1	1	E-U	FRUITS, BAIES FRAIS
DRYED FRUITS	U S A			2	2	E-U	FRUITS SECS
FRUIT JUICES	U S A			19	19	E-U	JUS DE FRUIT
	OTHER	60			60	AUTRE	
COMMODITY TOTAL		60		19	79		TOTAL DE MARCHANDE
POTATOES	CAN			45	45	CAN	POMMES DE TERRE
SUGAR, NES	U S A			1	1	E-U	SUCRE, NDA
MOLASSES, REFINED	CAN			40	40	CAN	MELASSE, RAFFINEE
SYRUP	U S A			1	1	E-U	SIROP
SUGAR PREPARATIONS	U S A			4	4	E-U	PREP. A BASE DE SUCRE
COFFEE	U S A			1	1	E-U	CAFE
MISC. FOOD PREP. NES	U S A			11	11	E-U	DIV. PREP. ALIM. NDA
GROUND CEREALS NES	U S A			4	4	E-U	CEREALES MOULUES NDA
CRUDE ANIMAL PROD. NES	U S A			8	8	E-U	PR. BRUTS ORIG. ANIM. NDA
SEEDS FOR SOWING NES	U S A			1	1	E-U	GRAINES DE SEMENCE NDA
OIL SEEDS, NUTS NES	OTHER			13	13	AUTRE	GRAINES, NOIX D'LEAG. NDA
NURSERY, GREENHOUSE STOCK	U S A			5	5	E-U	PROD. PEPINIERE, SERRE
LOGS	CAN			42,076	42,076	CAN	BILLES
	U S A			104,736	104,736	E-U	
COMMODITY TOTAL				146,812	146,812		TOTAL DE MARCHANDE
PULPWOOD	CAN			107,300	107,300	CAN	BOIS A PATE
	U S A			1,360	1,360	E-U	
COMMODITY TOTAL				108,660	108,660		TOTAL DE MARCHANDE
SLAG, DROSS, BY-PRODUCTS	CAN			24,497	24,497	CAN	POUS. GUEUL. SCOR. PROD.
CLAY MATERIALS NES	U S A			37	37	E-U	MATIERES ARGIL. NDA
SAND AND GRAVEL	CAN			687,028	687,028	CAN	SABLE ET GRAVIERS
LIMESTONE	CAN			9,400	9,400	CAN	PIERRE CALCAIRE
SALT	NORV			7,904	7,904	NORV	SEL
	CAN			143,601	143,601	CAN	
COMMODITY TOTAL				151,505	151,505		TOTAL DE MARCHANDE
CRUDE NON-MET. MIN. NES	CAN			51	51	CAN	MIN. NON-MET. BRUTS NDA
WASTE AND SCRAP NES	NORV			2	2	NORV	DECHETS ET REBUTS NDA
	SWEDN			22	22	SUEDE	
	CAN			18,417	18,417	CAN	
	U S A			24	24	E-U	
	OTHER			16	16	AUTRE	
COMMODITY TOTAL				18,481	18,481		TOTAL DE MARCHANDE
RUBBER FAB. MATERIALS	U S A			8	8	E-U	DEMI-PROD. CAOUTCHOUC
LUMBER AND TIMBER	CAN			17,611	17,611	CAN	BOIS OEUVRE ET CHARP.
	U S A			2,667	2,667	E-U	
COMMODITY TOTAL				20,278	20,278		TOTAL DE MARCHANDE
SHINGLES AND SHAKES	CAN			23	23	CAN	BARDEAUX, BARD. FACADE
VENEER, PLYWOOD	CAN			3,794	3,794	CAN	PLACAGES, CONTRE-PLAQ.
WOOD FAB. MATERIALS	U S A			5	5	E-U	DEMI-PRODUITS EN BOIS
PULP	U S A			31,169	31,169	E-U	PATE
PAPER NES	U S A			32	32	E-U	PAPIER NDA
PAPERBOARD	CAN			860	860	CAN	CARTON
BLDG. PAPER AND BOARD	CAN			63	63	CAN	PLAQ. CONSTR., PAP/CART.
TEXTILE FAB. MTL NES	U S A			24	24	E-U	OUVR. EN MAT. TEXT. NDA
	OTHER	3			3	AUTRE	
COMMODITY TOTAL		3		24	27		TOTAL DE MARCHANDE
SOYABEAN OIL	CAN			76	76	CAN	HUILE DE SOYA
METALLIC SALTS	NORV			3,420	3,420	NORV	SELS METALLIQUES
	CAN			209	209	CAN	
COMMODITY TOTAL				3,629	3,629		TOTAL DE MARCHANDE
INDIGENOUS DRUGS, NES	CAN			16,930	16,930	CAN	PROD. CHIM. INDIGEN. NDA

TABLE 2. CARGOES UNLOADED AT CANADIAN PORTS FROM FOREIGN COUNTRIES.

TABLEAU 2. MARCHANDISES DECHARGEES DANS LES PORTS CANADIENS EN PROVENANCE DE PAYS ETRANGERS.

COUNTRY OF ORIGIN AND KIND OF CARGO	REGISTRY OF VESSEL	ATLANTIC ATLANTIQUE	GREAT LAKES GRANDS LACS	PACIFIC PACIFIQUE	TOTAL TOTAL	IMMATIC. DU NAVIRE	PAYS D'ORIGINE ET MARCHANDISE
U S PACIFIC	CONT.						E-U PACIFIQUE SUITE
COMMODITY TOTAL	U S A			2,930	2,930	E-U	
ORGANIC CHEMICALS NES	NORW			19,860	19,860		TOTAL DE MARCHANDISE
	CAN			5,164	5,164	NORV	PROD.CHIM.ORGAN.NDA
	U S A			965	965	CAN	
COMMODITY TOTAL	U S A			16	16	E-U	
POTASH	U K			6,145	6,145	R U	TOTAL DE MARCHANDISE
	U S A			400	400	E-U	POTASSE
COMMODITY TOTAL	U S A			8	8		
FERTILIZERS NES	U S A			408	408		TOTAL DE MARCHANDISE
AGRICULTURAL CHEMICALS	U S A			40	40	E-U	ENGRATS CHIMIQUE NDA
SYNTHETIC RUBBER	U S A			6	6	E-U	PROD.CHIM.AGRICOLES
PLASTIC MATERIALS	U S A			38	38	E-U	CAOUTCHOUC SYNTHETIQUE
DYESTUFF,PIGMENT,PAINT	U S A			41	41	E-U	MATIERES PLASTIQUES
	CAN			76	76	CAN	MAT.COLOR.PIG.PEINTURE
	U S A			177	177	E-U	
COMMODITY TOTAL	U S A			253	253		TOTAL DE MARCHANDISE
CHEM.SPECIALTIES NES	U S A			29	29	E-U	PROD.CHIM.SPECIAUX NDA
FUEL OIL	GREEK			16,194	16,194	GRECO	MAZOUT
	NORW			154,419	154,419	NORV	
	CAN			179,978	179,978	CAN	
	U S A			221,852	221,852	E-U	
COMMODITY TOTAL	U S A			572,443	572,443		TOTAL DE MARCHANDISE
LUBRICATING OIL,GREASE	NORW			2,543	2,543	NORV	HUILE,GRAISSE LUBRIF.
	U S A			2	2	E-U	
COMMODITY TOTAL	U S A			2,545	2,545		TOTAL DE MARCHANDISE
COKE	U K			6,064	6,064	R U	COKE
	GER			12,247	12,247	ALL	
	OTHER			5,972	5,972	AUTRE	
COMMODITY TOTAL	U S A			24,283	24,283		TOTAL DE MARCHANDISE
COAL TAR,PITCH	U S A			8	8	E-U	GOUDRON,BRAI DE BOUIL.
PETROL.COAL PROD.NES	CAN			5,000	5,000	CAN	DERIVE PETR.CHARB.NDA
	U S A			68	68	E-U	
COMMODITY TOTAL	U S A			5,068	5,068		TOTAL DE MARCHANDISE
CASTINGS,FORGINGS	U S A			60	60	E-U	MOUL.PIECES FORGEES
BAR AND RODS,STEEL	U S A			89	89	E-U	BARRES ET TIGES ACIER
PLATE & SHEET STEEL	U K			4,395	4,395	R U	TOLES,FEUILLES OACIER
	U S A			170	170	E-U	
COMMODITY TOTAL	U S A			4,565	4,565		TOTAL DE MARCHANDISE
STRUCTURAL SHAPES	U S A			123	123	E-U	PROFILES DE CONSTRUCT.
PIPES,TUBES:IRON,STEEL	U S A			3	3	E-U	TUYAUX,TUBES:FER,ACIER
WIRE	U S A			3	3	E-U	FIL METALLIQUE
ALUMINUM	U S A			7	7	E-U	ALUMINIUM
LEAD AND ALLOYS	U S A			1	1	E-U	PLOMB ET ALLIAGES
ZINC AND ALLOYS	CAN			592	592	CAN	ZINC ET ALLIAGES
NON-FERROUS METALS NES	U S A			6	6	E-U	METAUX NON-FERREUX NDA
METAL FAB.BASIC PROD.	NORW			4	4	NORV	OUVR.DE BASE EN METAL
	SWEDN			10	10	SUEDE	
	CAN			131	131	CAN	
	U S A			103	103	E-U	
COMMODITY TOTAL	U S A			248	248		TOTAL DE MARCHANDISE
GLASS BASIC PRODUCTS	U S A			1	1	E-U	OUVR.DE BASE EN VERRE
CEMENT	CAN			46,872	46,872	CAN	CIMENT
	U S A			19	19	E-U	
COMMODITY TOTAL	U S A			46,891	46,891		TOTAL DE MARCHANDISE
CEMENT BASIC PROD.	U S A			1	1	E-U	OUVR.DE BASE CIMENT
LIME	CAN			1,801	1,801	CAN	CHAUX
NON-MET.MIN.BASIC PROD	CAN			984	984	CAN	PROD.MIN.NON-MET.BASE
	U S A			20	20	E-U	
COMMODITY TOTAL	U S A			1,004	1,004		TOTAL DE MARCHANDISE
MACHINERY NES	CAN			45	45	CAN	MACHINES NDA
	U S A			125	125	E-U	
COMMODITY TOTAL	U S A			170	170		TOTAL DE MARCHANDISE
PASS.AUTOS AND CHASSIS	SWEDN			155	155	SUEDE	VOITURES PART.,CHASSIS
MOTOR VEHICLE ENGINES	U S A			57	57	E-U	MOTEURS DE VEH.AUTOM.
ROAD MDTOR VEH. NES	CAN			8	8	CAN	VEH.AUTOM.ROUTIERS NDA
EQUIPMENT MISC.	CAN			32	32	CAN	MATERIEL DIVERS
	U S A			17	17	E-U	
	OTHER			10	10	AUTRE	
COMMODITY TOTAL	U S A			59	59		TOTAL DE MARCHANDISE
PERSONAL,HSEHOLD GOODS	U S A			179	179	E-U	ART.PERS.ET MENAGERS
CONTAINERS,CLOSURES	NORW			14	14	NORV	CONTENEURS,FERMETURES
	SWEDN			3	3	SUEDE	
	CAN			98	98	CAN	
	U S A			39	39	E-U	
	OTHER			12	12	AUTRE	
COMMODITY TOTAL	U S A			166	166		TOTAL DE MARCHANDISE
MISC. END PRODUCTS NES	U S A			378	378	E-U	PRODUITS FINIS DIV.NDA
GENERAL CARGO	GER			162	162	ALL	MARCHANDISES DIVERSES
	CAN			5,713	5,713	CAN	
	U S A			913	913	E-U	
COMMODITY TOTAL	U S A			6,788	6,788		TOTAL DE MARCHANDISE
CONTAINERIZED FREIGHT	U K			1	1	R U	FRET CONTENEURESE
	LIBER	29				LIBER	
	U S A			99	99	E-U	
	OTHER	1,839				AUTRE	
COMMODITY TOTAL	U S A	1,868		100	1,968		TOTAL DE MARCHANDISE
COUNTRY/REGION TOTAL		2,431*	*	1,902,814*	1,905,245*		TOTAL DE PAYS/REGION

TABLE 2. CARGOES UNLOADED AT CANADIAN PORTS FROM FOREIGN COUNTRIES.

TABLEAU 2. MARCHANDISES DECHARGEES DANS LES PORTS CANADIENS EN PROVENANCE DE PAYS ETRANGERS.

COUNTRY OF ORIGIN AND KIND OF CARGO	REGISTRY OF VESSEL	ATLANTIC ATLANTIQUE	GREAT LAKES GRANDS LACS	PACIFIC PACIFIQUE	TOTAL TOTAL	INMATIC. DU NAVIRE	PAYS D'ORIGINE ET MARCHANDISE
U S GR. LAKES							E-U GR. LACS
DAIRY PROD. EGGS, HONEY BARLEY	CAN		66		66	CAN	PROD. LAIT., OEUFS, MIEL
	U K		45,686		45,686	R U	
	CAN	662,482	18,553		681,035	CAN	ORGE
	U S A		2,200		2,200	E-U	
COMMODITY TOTAL		662,482	66,439		728,921		TOTAL DE MARCHANDISE
CORN	GREEK		135		135	GRECQ	MAIS
	LIBER	18,084			18,084	LIBER	
	CAN	1,785,816	314,982		2,100,798	CAN	
	U S A	15,341			15,341	E-U	
COMMODITY TOTAL		1,819,241	315,117		2,134,358		TOTAL DE MARCHANDISE
OATS	CAN	16,723	9,648		26,371	CAN	AVOINE
RYE	CAN	227,990	5,317		233,307	CAN	SEIGLE
WHEAT	CAN	2,508,902	73,043		2,581,945	CAN	BLE
	OTHER		9,043		9,043	AUTRE	
COMMODITY TOTAL		2,508,902	82,086		2,590,988		TOTAL DE MARCHANDISE
FRESH FRUITS, BERRIES	CAN		915		915	CAN	FRUITS, BAIES FRAIS
FRUITS, PREP. CANNED	CAN		60		60	CAN	FRUITS PREP. EN BOITE
VEGETABLES, DRIED	CAN		1,385		1,385	CAN	LEGUMES, SECS
	U S A		4,964		4,964	E-U	
	OTHER		578		578	AUTRE	
COMMODITY TOTAL			6,927		6,927		TOTAL DE MARCHANDISE
FEEDS, VEGETABLE ORIGIN	CAN		96		96	CAN	PROV. D'ORIGINE VEGETALE
DIST. ALCOHOLIC BEV.	CAN		1		1	CAN	BOISS. ALCOOL. DIST.
RAW HIDES AND SKINS	CAN		110		110	CAN	PEAUX ET CUIRS BRUT
SOYA BEANS	LIBER		293		293	LIBER	GRAINE DE SOYA
	CAN	402,187	160,951		563,138	CAN	
	U S A		18,500		18,500	E-U	
	OTHER		63,171		63,171	AUTRE	
COMMODITY TOTAL		402,187	242,915		645,102		TOTAL DE MARCHANDISE
DIL SEEDS, NUTS NES	CAN	21,547			21,547	CAN	GRAINES, NOIX OLEAG. NDA
IRON ORE AND CONC	CAN		2,587,168		2,587,168	CAN	MINERAL, CONC. DE FER
IRON AND STEEL SCRAP	CAN		57		57	CAN	DECHETS DE FER, D'ACIER
NON-FERROUS MET. SCRAP	CAN		323		323	CAN	DECHETS METAL. NON FER.
SLAG, DROSS, BY-PRODUCTS	CAN		142		142	CAN	POUS. GUEUL. SCOR. PROD.
	U S A		6,261		6,261	E-U	
	OTHER		6,403		6,403	AUTRE	
COMMODITY TOTAL			6,403		6,403		TOTAL DE MARCHANDISE
COAL, BITUMINOUS	CAN	235,903	15,074,507		15,310,410	CAN	CHARBON BITUMINEUX
	U S A		145,010		145,010	E-U	
	OTHER		270,651		270,651	AUTRE	
COMMODITY TOTAL		235,903	15,490,168		15,726,071		TOTAL DE MARCHANDISE
BENTONITE	LIBER	16,130			16,130	LIBER	BENTONITE
	CAN	29,727			29,727	CAN	
COMMODITY TOTAL		45,857			45,857		TOTAL DE MARCHANDISE
CLAY MATERIALS NES	PANAM	12,119			12,119	PANAM	MATIERES ARGIL. NDA
	CAN	35,100	23,077		58,177	CAN	
COMMODITY TOTAL		47,219	23,077		70,296		TOTAL DE MARCHANDISE
SAND AND GRAVEL	CAN		522,253		522,253	CAN	SABLE ET GRAVIERS
	OTHER		30,498		30,498	AUTRE	
COMMODITY TOTAL			552,751		552,751		TOTAL DE MARCHANDISE
LIMESTONE	CAN	23,000	1,936,442		1,959,442	CAN	PIERRE CALCAIRE
	U S A		185,223		185,223	E-U	
	OTHER		146,290		146,290	AUTRE	
COMMODITY TOTAL		23,000	2,267,955		2,290,955		TOTAL DE MARCHANDISE
CRUSHEO STONE	CAN		66,454		66,454	CAN	PIERRE CONCASSEE
	OTHER		6,000		6,000	AUTRE	
COMMODITY TOTAL			72,454		72,454		TOTAL DE MARCHANDISE
FLUORSPAR	CAN		4,431		4,431	CAN	SPATH FLUOR
GYPNUM	OTHER		6,225		6,225	AUTRE	GYPSE
SALT	CAN	136,301	54,141		190,442	CAN	SEL
	U S A		4,100		4,100	E-U	
	OTHER	123,181	55,047		178,228	AUTRE	
COMMODITY TOTAL		259,482	113,288		372,770		TOTAL DE MARCHANDISE
CRUDE NON-MET. MIN. NES	CAN		10		10	CAN	MIN. NON-MET. BRUTS NDA
RUBBER FAB. MATERIALS	CAN		12		12	CAN	DEMI-PROD. CAOUTCHOUC
	U S A		5		5	E-U	
COMMODITY TOTAL			17		17		TOTAL DE MARCHANDISE
LUMBER AND TIMBER	CAN		6		6	CAN	BOIS D'OEUVRE ET CHARP.
FLOORING	CAN		15		15	CAN	LAMES POUR PARQUET
	U S A		66		66	E-U	
COMMODITY TOTAL			81		81		TOTAL DE MARCHANDISE
VENEER, PLYWOOD	CAN		3		3	CAN	PLACAGES, CONTRE-PLAQ.
PAPER NES	CAN		41		41	CAN	PAPIER NDA
PAPERBOARD	CAN		16		16	CAN	CARTON
BLDG. PAPER AND BOARD	CAN		6		6	CAN	PLAQ. CONSTR., PAP/CART.
WET MACHINE BOARD	CAN		11		11	CAN	CARTON EN PATE PRESSE
CORDAGE, TWINE, ROPE	CAN		1		1	CAN	CORDAGE, FICELLE, CORDE
TEXTILE FAB. MTL NES	CAN		27,426		27,426	CAN	OUVR. EN MAT. TEXT. NDA
SOYABEAN OIL	NORW		1,064		1,064	NORW	HUILE DE SOYA
OILS, FATS, WAXES NES	CAN		39		39	CAN	HUIL. MAT. GRAS. CIRE NDA
METALLIC SALTS	CAN	12,572	72,572		85,144	CAN	SELS METALLIQUES
	U S A		447		447	E-U	
COMMODITY TOTAL		12,572	73,019		85,591		TOTAL DE MARCHANDISE
INORGANIC CHEMS. NES	CAN	1,006			1,006	CAN	PROD. CHIM. INORG. NDA
	U S A		20,066		20,066	E-U	
COMMODITY TOTAL		1,006	20,066		21,072		TOTAL DE MARCHANDISE
ORGANIC CHEMICALS NES	CAN		4,029		4,029	CAN	PROD. CHIM. ORGAN. NDA

TABLE 2. CARGOES UNLOADED AT CANADIAN PORTS FROM FOREIGN COUNTRIES.

TABLEAU 2. MARCHANDISES DECHARGEES DANS LES PORTS CANADIENS EN PROVENANCE DE PAYS ETRANGERS.

COUNTRY OF ORIGIN AND KIND OF CARGO	REGISTRY OF VESSEL	ATLANTIC ATLANTIQUE	GREAT LAKES GRANDS LACS	PACIFIC PACIFIQUE	TOTAL TOTAL	IMMATIC. OU NAVIRE	PAYS D'ORIGINE ET MARCHANDISE
U S GRT. LAKES CONT.							E-U GR. LACS SUITE
U S A			7,086		7,086	E-U	
COMMODITY TOTAL			11,115		11,115		TOTAL DE MARCHANDISE
POTASH	CAN		10,000		10,000	CAN	POTASSE
FERTILIZERS NES	CAN	2,552			2,552	CAN	ENGRAIS CHIMIQUE NDA
PLASTIC MATERIALS	CAN		131		131	CAN	MATIERES PLASTIQUES
	U S A		187		187	E-U	
COMMODITY TOTAL			318		318		TOTAL DE MARCHANDISE
CHEM.SPECIALTIES NES	CAN		163		163	CAN	PROD.CHIM.SPECIALAUX NDA
	U S A		6,191		6,191	E-U	
COMMODITY TOTAL			6,354		6,354		TOTAL DE MARCHANDISE
FUEL OIL	CAN		10,503		10,503	CAN	MAZOUT
	U S A		1,200		1,200	E-U	
COMMODITY TOTAL			11,703		11,703		TOTAL DE MARCHANDISE
LUBRICATING OIL, GREASE	CAN		39		39	CAN	HUILE, GRAISSE LUBRIF.
	U S A		171		171	E-U	
COMMODITY TOTAL			210		210		TOTAL DE MARCHANDISE
COKE	CAN	589,668	29,498		619,166	CAN	COKE
	OTHER	25,080			25,080	AUTRE	
COMMODITY TOTAL		614,748	29,498		644,246		TOTAL DE MARCHANDISE
COAL TAR, PITCH	CAN		3		3	CAN	GOUDRON, BRAI DE BOUIL.
PETROL, COAL PROD. NES	CAN	24,116			24,119	CAN	DERIVE PETR. CHARR. NDA
	U S A		51,899		51,899	CAN	
COMMODITY TOTAL			7,609		7,609	E-U	
PRIMARY IRON, STEEL NES	CAN		59,508		59,508		TOTAL DE MARCHANDISE
CASTINGS, FORGINGS	CAN		2,745		2,745	CAN	FER, ACIER PRIMAIR. NDA
BAR AND RODS, STEEL	U S A		22		22	CAN	MOUL. PIECES FORGEES
PLATE & SHEET STEEL	CAN		18		18	E-U	BARRES ET TIGES ACIER
STRUCTURAL SHAPES	CAN		2,768		2,768	CAN	TOLES, FEUILLES D'ACIER
RAILS & TRACK MATERIAL	GER	926			372	CAN	PROFILES DE CONSTRUCT.
	CAN	2,327			926	ALL	RAILS, MAT. VOIE FERREE
COMMODITY TOTAL		3,253			2,327	CAN	
PIPES, TUBES: IRON, STEEL	CAN		102		3,253		TOTAL DE MARCHANDISE
	U S A		361		102	CAN	TUYAUX, TUBES: FER, ACIER
COMMODITY TOTAL			463		463	E-U	
WIRE	CAN		34		34	CAN	TOTAL DE MARCHANDISE
	U S A		23		23	E-U	FIL METALLIQUE
COMMODITY TOTAL			57		57		TOTAL DE MARCHANDISE
ALUMINUM	GER	201			201	ALL	ALUMINIUM
	CAN		154		154	CAN	
	U S A		63		63	E-U	
COMMODITY TOTAL		201	217		418		TOTAL DE MARCHANDISE
COPPER AND ALLOYS	CAN		22		22	CAN	CUIVRE ET ALLIAGES
NICKEL AND ALLOYS	CAN		5		5	CAN	NICKEL ET ALLIAGES
ZINC AND ALLOYS	CAN		361		361	CAN	ZINC ET ALLIAGES
NON-FERROUS METALS NES	CAN		40		40	CAN	METAUX NON-FERREUX NDA
METAL FAB. BASIC PROD.	CAN		146		146	CAN	OUVR. DE BASE EN METAL
	U S A		52		52	E-U	
COMMODITY TOTAL			198		198		TOTAL DE MARCHANDISE
GLASS BASIC PRODUCTS	CAN		185		185	CAN	OUVR. DE BASE EN VERRE
	U S A		79		79	E-U	
COMMODITY TOTAL			264		264		TOTAL DE MARCHANDISE
CEMENT	U S A		13,701		13,701	E-U	CEMENT
NON-MET. MIN. BASIC PROD.	CAN		130		130	CAN	PROD. MIN. NON-MET. BASE
MISC. FABRICATED PROD.	CAN		45		45	CAN	OUVRAGES DIVERS
	U S A		3		3	E-U	
COMMODITY TOTAL			48		48		TOTAL DE MARCHANDISE
MACHINERY NES	CAN		740		740	CAN	MACHINES NDA
	U S A		231		231	E-U	
	OTHER		82		82	AUTRE	
COMMODITY TOTAL			1,053		1,053		TOTAL DE MARCHANDISE
RAILWAY ROLLING STOCK	CAN		97		97	CAN	MAT. ROL. DE CH. DE FER
PASS. AUTOS AND CHASSIS	CAN		103		103	CAN	VOITURES PART., CHASSIS
	U S A		8		8	E-U	
	OTHER		2		2	AUTRE	
COMMODITY TOTAL			113		113		TOTAL DE MARCHANDISE
TRUCKS AND CHASSIS	CAN		40		40	CAN	CAMIONS ET CHASSIS
MOTOR VEHICLE ENGINES	CAN		1,568		1,568	CAN	MOTEURS DE VEH. AUTOM.
	U S A		155		155	E-U	
COMMODITY TOTAL			1,723		1,723		TOTAL DE MARCHANDISE
ROAD MOTOR VEH. NES	CAN		23		23	CAN	VEH. AUTOM. ROUTIERS NDA
SHIPS, AIRCRAFT, MIS. VEH	CAN		51		51	CAN	NAVIRES, AVIONS, VEH. DIV
EQUIPMENT MISC.	CAN		233		233	CAN	MATERIEL DIVERS
	U S A		313		313	E-U	
COMMODITY TOTAL			546		546		TOTAL DE MARCHANDISE
PERSONAL, HOUSEHOLD GOODS	CAN		420		420	CAN	ART. PERS. ET MENAGERS
	U S A		270		270	E-U	
COMMODITY TOTAL			690		690		TOTAL DE MARCHANDISE
CONTAINERS, CLOSURES	U K	11			11	R U	CONTENEURS, FERMETURES
	CAN		121		121	CAN	
	U S A		552		552	E-U	
COMMODITY TOTAL		11	673		684		TOTAL DE MARCHANDISE
MISC. END PRODUCTS NES	CAN		127		127	CAN	PRODUITS FINIS DIV. NDA
	U S A		26		26	E-U	
COMMODITY TOTAL			153		153		TOTAL DE MARCHANDISE
GENERAL CARGO	CAN		23		23	CAN	MARCHANDISES DIVERSES
CONTAINERIZED FREIGHT	U K	24,278			24,278	R U	FRET CONTENEURESE

TABLE 3. CARGOES UNLOADED AT CANADIAN PORTS FROM FOREIGN COUNTRIES.

TABLEAU 2. MARCHANDISES DECHARGEES DANS LES PORTS CANADIENS EN PROVENANCE DE PAYS ETRANGERS.

COUNTRY OF ORIGIN AND KIND OF CARGO	REGISTRY OF VESSEL	ATLANTIC ATLANTIQUE	GREAT LAKES GRANDS LACS	PACIFIC PACIFIQUE	TOTAL TOTAL	IMMATIC. DU NAVIRE	PAYS D'ORIGINE ET MARCHANDISE
U S GRT. LAKES CONT.	OTHER	10,435			10,435	AUTRE	E-U GR. LACS SUITE
COMMODITY TOTAL		34,713			34,713		TOTAL DE MARCHANDISE
COUNTRY/REGION TOTAL		6,963,705*	22,131,128*		* 29,094,833*		TOTAL DE PAYS/REGION
U S ATL.& GULF MEAT,FRESH OR FROZEN	NETH	80			80	P.BAS	E-U ATL.&GOLFE
	OTHER	400			400	AUTRE	VIANDE,FRAICHE / CONG.
COMMODITY TOTAL		480			480		TOTAL DE MARCHANDISE
MEAT,CURED	NETH	57			57	P.BAS	VIANDE FUMEE OU SALEE
	CAN	26			26	CAN	
COMMODITY TOTAL		83			83		TOTAL DE MARCHANDISE
FISH,FRESH OR FROZEN	PANAM	1			1	PANAM	POISSON,FRAIS OU CONG.
	CAN	175			175	CAN	
	U S A	6			6	E-U	
	OTHER	14			14	AUTRE	
COMMODITY TOTAL		196			196		TOTAL DE MARCHANDISE
FISH,SALTED OR CURED	U S A	16			16	E-U	POISSON,SALE OU FUME
FISH,CANNED	U S A	1,673			1,673	E-U	POISSON EN BOITES
SHELL FISH,NES	CAN	19			19	CAN	MOLLUSQUES CRUST.,NDA
	U S A	58			58	E-U	
COMMODITY TOTAL		77			77		TOTAL DE MARCHANDISE
DAIRY PROD.,EGGS,HONEY	OTHER	5			5	AUTRE	PROD.LAIT.,OEUF,S,MIEL
CEREALS UNMILLED,NES	NETH	54			54	P.BAS	CEREALES NON MOUL.,NDA
	CAN	61			61	CAN	
	OTHER	45			45	AUTRE	
COMMODITY TOTAL		160			160		TOTAL DE MARCHANDISE
CEREALS MILLED,NES	OTHER	45			45	AUTRE	CEREALES MOULUES,NDA
APPLES	CAN	62			62	CAN	POMMES
FRESH FRUITS,BERRIES	CAN	20			20	CAN	FRUITS, RAIES FRAIS
	OTHER	76			76	AUTRE	
COMMODITY TOTAL		96			96		TOTAL DE MARCHANDISE
FRUIT,PRES.NOT CANNED	OTHER	36			36	AUTRE	CONS. FRUITS NON BOITE
FRUITS, PREP. CANNED	U S A	3			3	E-U	FRUITS PREP. EN BOITE
VEGETABLES, DRIED	NETH	23			23	P.BAS	LEGUMES, SECS
	OTHER	12			12	AUTRE	
COMMODITY TOTAL		35			35		TOTAL DE MARCHANDISE
VEGETABLE PREP.NES	CAN	74			74	CAN	PREP. DE LEGUMES NON
MOLASSES, CRUDE	U S A		2,200		2,200	E-U	MELASSE, BRUTE
SYRUP	DENMK	6			6	DANMK	SIRUP
SUGAR PREPARATIONS	NETH	2			2	P.BAS	PREP. A BASE DE SUCRE
	OTHER	22			22	AUTRE	
COMMODITY TOTAL		24			24		TOTAL DE MARCHANDISE
COFFEE	OTHER	3			3	AUTRE	CAFE
SPICES	CAN	8			8	CAN	EPICES
MISC.FOOD PREP.NES	DENMK	2			2	DANMK	DIV.PREP.ALIM.NDA
	CAN	16			16	CAN	
	OTHER	20			20	AUTRE	
COMMODITY TOTAL		38			38		TOTAL DE MARCHANDISE
FEEDS OF ANIMAL ORIGIN	NETH	9			9	P.BAS	PROV.D'ORIGINE ANIMALE
WINES	NETH	3			3	P.BAS	VINS
	OTHER	22			22	AUTRE	
COMMODITY TOTAL		25			25		TOTAL DE MARCHANDISE
DIST.ALCOHOLIC BEV.	OTHER	111			111	AUTRE	BOISS.ALCOOL-DIST.
CIGARETTES	NETH	4			4	P.BAS	CIGARETTES
	OTHER	8			8	AUTRE	
COMMODITY TOTAL		12			12		TOTAL DE MARCHANDISE
TOBACCO NES	NETH	8			8	P.BAS	TABACS NDA
	OTHER	11			11	AUTRE	
COMMODITY TOTAL		19			19		TOTAL DE MARCHANDISE
RAW HIDES AND SKINS	DENMK	3			3	DANMK	PEAUX ET CUIRS BRUT
RUBBER,ALLIED GUMS,NAT	U K	42			42	R U	CAOUTCHUC GOMMES NAT.
BOLTS,ROUND TIMBER	U K	3,671			3,671	R U	BILLOTS,BOIS ROUNDS
	GER	31,875			31,875	ALL	
	GREEK	2,888			2,888	GREQQ	
	NORW	4,500			4,500	NORV	
COMMODITY TOTAL		42,934			42,934		TOTAL DE MARCHANDISE
ALUMINA,BAUXITE ORES	GER	14,841			14,841	ALL	MINERAIS ALUMINE,BAUX.
	GREEK	11,625			11,625	GREQQ	
	NETH	15,820			15,820	P.BAS	
	NORW	32,917			32,917	NORV	
	LIBER	266,720			266,720	LIBER	
	PANAM	29,629			29,629	PANAM	
	U S A	14,595			14,595	E-U	
COMMODITY TOTAL		386,147			386,147		TOTAL DE MARCHANDISE
MANGANESE ORE	GREEK	42,591			42,591	GREQQ	MINERAI DE MANGANESE
IRDN AND STEEL SCRAP	OTHER	2,899			2,899	AUTRE	DECHETS DE FER, DACIER
CDAL,BITUMINOUS	GREEK	21,865			21,865	GREQQ	CHARBON BITUMINEUX
	CAN	1,657			1,657	CAN	
COMMODITY TOTAL		23,522			23,522		TOTAL DE MARCHANDISE
COAL, NES	CAN	408,426			408,426	CAN	CHARBON, NDA
CRUDE PETROLEUM	PANAM	14,572			14,572	PANAM	PETROLE BRUT
LIMESTONE	U S A		8,344		8,344	E-U	PIERRE CALCAIRE
STONE,CRUDE NES	NETH	27			27	P.BAS	PIERRE BRUTE NDA
	OTHER	27			27	AUTRE	
COMMODITY TOTAL		94			94		TOTAL DE MARCHANDISE

TABLE 2. CARGOES UNLOADED AT CANADIAN PORTS FROM FOREIGN COUNTRIES.

TARLEAU 2. MARCHANDISES DECHARGEES DANS LES PORTS CANADIENS EN PROVENANCE DE PAYS ETRANGERS.

COUNTRY OF ORIGIN AND KIND OF CARGO	REGISTRY OF VESSEL	ATLANTIC ATLANTIQUE	GREAT LAKES GRANDS LACS	PACIFIC PACIFIQUE	TOTAL TOTAL	IMMATIC. DU NAVIRE	PAYS D'ORIGINE ET MARCHANDISE
U S ATL.& GULF CONT.							E-U ATL.& GOLFE SUITE
BARYTES,NATURAL	SWEDN	3,320			3,320	SUEDE	BARYTINE NATURELLE
FLUORSPAR	GER	15,153			15,153	ALL	SPATH FLUOR
PHOSPHATE ROCK	U K			54,791	54,791	R U	ROCHE PHOSPHATEE
	GER	48,693			48,693	ALL	
	NDRW			159,862	159,862	NORV	
	LIBER	826,101			826,101	LIBER	
	CAN		5,869		5,869	CAN	
	OTHER	7,568	2,697	317,800	328,065	AUTRE	
COMMODITY TOTAL		882,362	8,566	532,453	1,423,381		TOTAL DE MARCHANDISE
SULPHUR IN ORES	GER	5,374			5,374	ALL	SOUFRE EN MINERAL
	NDRW	3,590			3,590	NORV	
	CAN	16,948			16,948	CAN	
	OTHER	8,880			8,880	AUTRE	
COMMODITY TOTAL		34,792			34,792		TOTAL DE MARCHANDISE
WASTE AND SCRAP NES	U K	20			20	R U	DECHETS ET REBUTS NDA
	NORW	33			33	NORV	
COMMODITY TOTAL		53			53		TOTAL DE MARCHANDISE
LUMBER AND TIMBER	NORW	36			36	NORV	BOIS DOEUVRE ET CHARP.
	OTHER	1,169			1,169	AUTRE	
COMMODITY TOTAL		1,205			1,205		TOTAL DE MARCHANDISE
FLOORING	OTHER	2			2	AUTRE	LAMES POUR PARQUET
RAILWAY TIES	CAN	2,295			2,295	CAN	TRAVERSES DE CH. FER
VENEER,PLYWOOD	SWEDN	42			42	SUEDE	PLACAGES,CONTRE-PLAQ.
WOOD FAB.MATERIALS	U K	550			550	R U	DEMI-PRODUITS EN BOIS
PAPER NES	U K	43			43	R U	PAPIER NDA
	CAN	3			3	CAN	
	OTHER	48			48	AUTRE	
COMMODITY TOTAL		94			94		TOTAL DE MARCHANDISE
PAPERBOARD	U K	66			66	R U	CARTON
ANIMAL OILS,EXC.MARINE	OTHER	20			20	AUTRE	HUIL.ANIM.SAUF AN.MAR.
VEG.OILS,FATS NES	OTHER	18			18	AUTRE	HUIL.MAT.GRAS.VEG.NDA
OILS,FATS,WAXES NES	OTHER	6			6	AUTRE	HUIL.MAT.GRAS.CIRE NDA
METALLIC SALTS	DENMK	7			7	DANMK	SELS METALLIQUES
	GREEK	6,930			6,930	GREQC	
	NORW	12,353			12,353	NORV	
COMMODITY TOTAL		19,290			19,290		TOTAL DE MARCHANDISE
INORGANIC CHEMS. NES	GER	16,965			16,965	ALL	PROD.CHIM.INORG.NDA
	NORW	94,948			94,948	NORV	
	LIBER	28,034			28,034	LIBER	
	U S A	25,500	9,500		35,000	E-U	
COMMODITY TOTAL		165,447	9,500		174,947		TOTAL DE MARCHANDISE
ORGANIC CHEMICALS NES	NORW	3,084	2,000		5,084	NORV	PROD.CHIM.ORGAN.NDA
	PANAM	6,018			6,018	PANAM	
	OTHER		849		849	AUTRE	
COMMODITY TOTAL		9,102	2,849		11,951		TOTAL DE MARCHANDISE
FERTILIZERS NES	U K	5,037	11,850		16,887	R U	ENGRAIS CHIMIQUE NDA
	GER	10,268	15,250		25,518	ALL	
	LIBER	10,056			10,056	LIBER	
	OTHER		7,664		7,664	AUTRE	
COMMODITY TOTAL		25,361	34,764		60,125		TOTAL DE MARCHANDISE
PLASTIC MATERIALS	LIBER	500			500	LIBER	MATIERES PLASTIQUES
DYESTUFF,PIGMENT,PAINT	OTHER	24			24	AUTRE	MAT.COLOR.PIG.PEINTURE
CHEM.SPECIALTIES NES	NETH	17			17	P.BAS	PROD.CHIM.SPECIALIAUX NDA
FUEL OIL	LIBER	942			942	LIBER	MAZOUT
	CAN	16,330			16,330	CAN	
	U S A	288			288	E-U	
	OTHER	16,288			16,288	AUTRE	
COMMODITY TOTAL		33,848			33,848		TOTAL DE MARCHANDISE
LUBRICATING OIL,GREASE	U S A	7,640	2,645		10,285	E-U	HUILE,GRAISSE LUBRIF.
	OTHER	7,640	2,645		10,285	AUTRE	
COMMODITY TOTAL		15,280	5,290		20,570		TOTAL DE MARCHANDISE
COKE	U K	36,741			36,741	R U	COKE
	GREEK	36,660			36,660	GREQC	
	NORW	22,007			22,007	NORV	
	LIBER	45,573			45,573	LIBER	
	PANAM	21,256			21,256	PANAM	
COMMODITY TOTAL		162,237			162,237		TOTAL DE MARCHANDISE
PETROL.COAL PROD.NES	U S A		17,051		17,051	E-U	DERIVE PETR.CHARB.NDA
PRIMARY IRON,STEEL NES	CAN	3,141			3,141	CAN	FER,ACIER PRIMAIR.NDA
CASTINGS,FORGINGS	OTHER	500			500	AUTRE	MOUL.PIECES FORGEES
RAILS & TRACK MATERIAL	U K	1,410			1,410	R U	RAILS,MAT.VOIE FERREE
	GREEK	1,545			1,545	GREQC	
	CAN	2,078			2,078	CAN	
COMMODITY TOTAL		5,033			5,033		TOTAL DE MARCHANDISE
ALUMINUM	LIBER	12,000			12,000	LIBER	ALUMINIUM
	CAN	1			1	CAN	
COMMODITY TOTAL		12,001			12,001		TOTAL DE MARCHANDISE
METAL FAB.BASIC PROD.	NETH	3			3	P.BAS	OUVR.DE BASE EN METAL
	CAN	1			1	CAN	
	OTHER			32	32	AUTRE	
COMMODITY TOTAL		4		32	36		TOTAL DE MARCHANDISE
GLASS BASIC PRODUCTS	OTHER	7			7	AUTRE	OUVR.DE BASE EN VERRE
ASBESTOS BASIC PROD.	NETH	2			2	P.BAS	OUVR.DE BASE AMIANTE
CEMENT	OTHER	2			2	AUTRE	CIMENT
NON-MET.MIN.BASIC PROD	OTHER	1,000			1,000	AUTRE	PROD.MIN.NON-MET.BASE
MISC.FABRICATED PROD.	OTHER	8			8	AUTRE	DUVRAGES DIVERS

TABLE 2. CARGOES UNLOADED AT CANADIAN PORTS FROM FOREIGN COUNTRIES.

TABLEAU 2. MARCHANDISES DECHARGEES DANS LES PORTS CANADIENS EN PROVENANCE DE PAYS ETRANGERS.

COUNTRY OF ORIGIN AND KIND OF CARGO	REGISTRY OF VESSEL	ATLANTIC ATLANTIQUE	GREAT LAKES GRANDS LACS	PACIFIC PACIFIQUE	TOTAL TOTAL	IMMATIC. DU NAVIRE	PAYS D'ORIGINE ET MARCHANDISE
U S ATL.& GULF CONT. MACHINERY NES	U K	20			20	R U	E-U ATL.&GOLFE SUITE MACHINES NDA
	DENMK	602			602	DANMK	
	NETH	19			19	P.BAS	
	SWEDN	391			391	SUEDE	
	OTHER	45			45	AUTRE	
COMMODITY TOTAL		1,077			1,077		TOTAL DE MARCHANDISE
PASS.AUTOS AND CHASSIS SHIPS,AIRCRAFT,MIS.VEH	OTHER	4			4	AUTRE	VOITURES PART.,CHASSIS NAVIRES,AVIONS,VEH.DIV
	SWEON	378			378	SUEDE	
	OTHER	2			2	AUTRE	
COMMODITY TOTAL		380			380		TOTAL DE MARCHANDISE
EQUIPMENT MISC. PERSONAL,HOUSEHOLD GOODS	DENMK	10			10	DANMK	MATERIEL DIVERS
	NETH	16			16	P.BAS	ART.PERS.ET MENAGERS
	OTHER	7			7	AUTRE	
COMMODITY TOTAL		23			23		TOTAL DE MARCHANDISE
CONTAINERS,CLOSURES	U K	1,901			1,901	R U	CONTENEURS,FERMETURES
	GREEK	162			162	GREQ	
	NETH	22			22	P.BAS	
	NDRW	2,276			2,276	NDRV	
	SWEDN	1,547			1,547	SUEDE	
	LIBER	1,157			1,157	LIBER	
	CAN	4,075			4,075	CAN	
	OTHER	216			216	AUTRE	
COMMODITY TOTAL		11,356			11,356		TOTAL DE MARCHANDISE
MISC. END PRODUCTS NES	NETH	8			8	P.BAS	PRODUITS FINIS DIV.NDA
	LIBER	90			90	LIBER	
	OTHER	17			17	AUTRE	
COMMODITY TOTAL		115			115		TOTAL DE MARCHANDISE
GENERAL CARGO	NETH	35			35	P.BAS	MARCHANDISES DIVERSES
	OTHER	2,852			2,852	AUTRE	
COMMODITY TOTAL		2,887			2,887		TOTAL DE MARCHANDISE
CONTAINERIZED FREIGHT	U K	368			368	R U	FRET CONTENEURESE
	GER	2,869			2,869	ALL	
	SWEON	40			40	SUEDE	
	OTHER	246			246	AUTRE	
COMMODITY TOTAL		3,523			3,523		TOTAL DE MARCHANDISE
COUNTRY/REGION TOTAL		2,329,003*	86,419*	532,485*	2,947,907*		TOTAL DE PAYS/REGION
GRAND TOTAL		44,080,389**	23,589,064**	5,038,770**	72,708,223**		TOTAL GLOBAL

TABLE 3. CARGOES LOADED AT CANADIAN PORTS FOR FOREIGN COUNTRIES, BY COMMODITY AND GEOGRAPHIC AREA.

TABLEAU 3. MARCHANDISES CHARGÉES DANS LES PORTS CANADIENS AUX PAYS ÉTRANGERS, PAR MARCHANDISE ET RÉGION GÉOGRAPHIQUE.

COMMODITY	ATLANTIC ATLANTIQUE	GREAT LAKES GRANDS LACS	PACIFIC PACIFIQUE	TOTAL TOTAL	MARCHANDISES
CATTLE	3,264			3,264	BOVINS
LIVE ANIMALS, NES	709	2		711	ANIMAUX VIVANTS, NDA
MEAT, FRESH OR FROZEN	2,445	37	1,613	4,095	VIANDE, FRAICHE / CONG.
MEAT, CURED	769	347	5	1,121	VIANDE FUMÉE OU SALÉE
MEAT AND MEAT PREP. NES	1,524	459	41	2,024	VIANDES ET PREP. NDA
FISH, FRESH OR FROZEN	76,852	20	17,117	93,989	POISSON, FRAIS OU CONG.
FISH, SALTED OR CURED	8,598		21	8,619	POISSON, SALÉ OU FUMÉ
FISH, CANNED	5,341		4,059	9,400	POISSON EN BOITES
LOBSTER	85			85	HOMARD
SHELL FISH, NES	1,223	21	158	1,402	MOLLUSQUES CRUST., NDA
BUTTER	2			2	BEURRE
CHEESE	2		20	22	FROMAGE
MILK POWDER	72,242			72,242	LAIT EN POUVRE
DAIRY PROD. EGGS, HONEY	2,297		710	3,007	PROD. LAIT., DEUFS, MIEL
BARLEY	2,715,440	312,462	1,245,717	4,273,619	ORGE
CORN	1,288,854			1,288,854	MAIS
OATS	12,225	22,483	2,664	37,372	AVOINE
RYE	219,289	37,782	172,401	429,472	SEIGLE
WHEAT	9,783,404	77,052	6,582,481	16,442,937	BLÉ
CEREALS UNMILLED, NES	78	21	19,477	19,576	CÉREALES NON MOUL., NDA
CORN MEAL AND FLOUR	950	297		1,247	SEMOULE, FARINE DE MAIS
MALT AND MALT FLOUR	29,038	12,265	12,532	53,835	MALT ET FARINE DE MALT
WHEAT FLOUR	363,835	4,803	30,483	399,121	FARINE DE BLÉ
CEREALS MILLED, NES	15,829	787	98	16,714	CÉREALES MOULUES, NDA
BAKERY PROD. INC. FROZEN	16		29	45	PROD. BOUL., PROD. CONG.
MACARONI, CEREAL PROD.	925		424	1,349	PÂTES ALIM. PROD. CÉRÉAL
APPLES	3,078		6,155	9,233	POMMES
FRESH FRUITS, BERRIES	854	21	141	1,016	FRUITS, BAIES FRAIS
FROZEN FRUITS, BERRIES	34			34	FRUITS, BAIES CONGÉLÉS
FRUIT JUICES	169		30	199	JUS DE FRUIT
FRUIT, PRES. NOT CANNED	46		1	47	CONS. FRUITS NON BOITE
FRUITS, PREP. CANNED	19	111	46	176	FRUITS PREP. EN BOITE
NUTS, EXC. OIL NUTS NES	34	29	10	73	NOIX, SAUF OLEAG. NDA
POTATOES	58,120			58,120	POMMES DE TERRE
VEGETABLES, FRESH	6,655	3,073	171	9,899	LÉGUMES, FRAIS
VEGETABLES, FROZEN	37		824	861	LÉGUMES, CONGÉLÉS
VEGETABLES, DRIED	7,419	8,817	533	16,769	LÉGUMES, SECS
VEGETABLE PREP. NES	750	249	158	1,157	PREP. DE LÉGUMES NOA
RAW SUGAR			40	40	SUCRE BRUT
SUGAR, NES	48,426	2,775	378	51,579	SUCRE, NOA
MOLASSES, REFINED	4			4	MELASSE, RAFFINÉE
SYRUP	29			29	STROP
SUGAR PREPARATIONS	64	50	18	132	PREP. A BASE DE SUCRE
COCOA AND CHOCOLATE	58	69	15	142	CACAO ET CHOCOLAT
COFFEE	4			4	CAFÉ
SPICES	194	2	2,307	2,503	ÉPICES
VINEGAR	3			3	VINAIGRE
MARGARINE	3			3	MARGARINE
SAUSAGE SKINS, CASINGS	473	38	6	517	BOYAUX A SAUCISSES
MISC. FOOD PREP. NES	10,244	270	2,607	13,121	DIV. PREP. ALIM. NDA
HAY, FORAGE, STRAW	2,750			2,750	FOIN, FOURRAGE, PAILLE
HULLS, SCREENINGS, CHAFF	450	123,447	102,635	226,532	ÉCULURES, CRIBLURES, BAL
BRAN, SHORTS, MIDDINGS	3,934	31,128	6,415	41,477	SON, ISSUES DE CÉRÉALES
GROUND CEREALS NES	34,531	164	62	34,757	CÉRÉALES MOULUES NOA
SOYA. OIL MEAL, CAKE	14,386	38,977	80	53,443	FARINE TOURT. GR. SOYA
OIL SEED MEAL, CAKE NES	3,033	8,638	8,818	20,489	FAR. TOURT. OLEAG. NDA
BREWERS GRAINS	23		12	35	GRAINS DE BRASSERIE
FEEDS, VEGETABLE ORIGIN	31,404	1,294	14,609	47,307	PROV. D'ORIGINE VÉGÉTALE
FEEDS OF ANIMAL ORIGIN	7,607		13	7,620	PROV. D'ORIGINE ANIMALE
CONC. COMPLETE FEEDS	753	46,309	130,167	177,229	CONC., PROV. COMPLÈTES
NON-ALCOHOLIC BEVERAGE	404	27	5	436	BOISSONS NON-ALCOOLIQ.
ALE, BEER, STOUT, PORTER	24	14		38	ALE, BIÈRE, STOUT, PORTER
WINES	13	1,166	6	1,185	VINS
DIST. ALCOHOLIC BEV.	570	2,683	574	3,827	BOISS. ALCOOL. DIST.
CIGARETTES	149	10		159	CIGARETTES
TOBACCO NES	449	1,788		2,237	TABACS NDA
RAW HIDES AND SKINS	9,952	282	944	11,178	PEAUX ET CUIRS BRUT
CRUDE ANIMAL PROD. NES	2,468	1,165	62	3,695	PR. BRUTS ORIG. ANIM. NDA
SEEDS FOR SOWING NES	745	22	1,352	2,119	GRAINES DE SEMENCE NDA
FLAXSEED	48,245	259,069	199,202	506,516	GRAINE DE LIN
MUSTARD SEED	174	31,912	16,009	48,095	GRAINE DE MOUTARDE
RAPESEED	65,905	300,967	958,098	1,324,970	GRAINE DE COLTARDE
SOYA BEANS	430,001	3,840		433,841	GRAINE DE SOYA
OIL SEEDS, NUTS NES		28,014	2,196	30,210	GRAINES, NOIX OLEAG. NDA
NURSERY, GREENHSE STOCK	198	6	11	215	PROD. PÉPINIÈRE, SERRE
RUBBER, ALLIED GUMS, NAT		1		1	CAOUTCHOUC GOMMES NAT.
CRUDE VEG. PROD. NES	46	32	6	84	PR. BRUTS ORIG. VEG. NDA
LOGS	5,964	83	100,686	106,733	BILLES

TABLE 3. CARGOES LOADED AT CANADIAN PORTS FOR FOREIGN COUNTRIES, BY COMMODITY AND GEOGRAPHIC AREA.

TABLEAU 3. MARCHANDISES CHARGÉES DANS LES PORTS CANADIENS AUX PAYS ÉTRANGERS, PAR MARCHANDISE ET RÉGION GÉOGRAPHIQUE.

COMMODITY	ATLANTIC ATLANTIQUE	GREAT LAKES GRANDS LACS	PACIFIC PACIFIQUE	TOTAL TOTAL	MARCHANDISES
BOLTS, ROUND TIMBER	4,801		3,627	8,428	BILLOTS, BOIS ROND
PULPWOOD	128,101		723,586	851,687	BOIS À PÂTE
CRUDE WOOD MTLs. NES	1,498		23,754	25,252	MATIÈRES BOIS BRUT NOA
WOOL AND ANIMAL HAIR	46			46	LAINES, POILS ANIMAL
TEXTILE FIBRES NES	2,236	2,057	283	4,576	FIBRES TEXTILES NOA
ALUMINA, BAUXITE ORES	31,300			31,300	MINÉRAIS ALUMINE, BAUX.
COPPER ORE AND CONC.	63,898	16,261	1,087,941	1,168,100	MINÉRAIS, CONC. CUIVRE
IRON ORE AND CONC.	33,865,364	4,348,866	1,482,434	39,696,664	MINÉRAIS, CONC. DE FER
LEAD ORE AND CONC.	26,912		67,634	94,546	MINÉRAIS, CONC. DE PLOMB
MANGANESE ORE	41,000	6,713		47,713	MINÉRAIS DE MANGANESE
NICKEL-COPPER ORE	101,545	16,261	6,627	124,433	MINÉRAIS DE CUIVRE-NICKEL
TITANIUM ORE	694,638			694,638	MINÉRAIS DE TITANE
ZINC ORE AND CONC.	1,185,848		148,180	1,334,028	MINÉRAIS, CONC. DE ZINC
ORES AND CONC. NES	59,418	6,385	13,026	78,829	MINÉRAIS ET CONC. NOA
IRON AND STEEL SCRAP	278,478	57,608	22,049	358,135	DECHETS DE FER, D'ACIER
NON-FERROUS MET. SCRAP	10,377	7,059	3,781	21,217	DECHETS MÉTAL. NON FER.
SLAG, DROSS, BY-PRODUCTS	770,421	375		770,796	PDUS. GUEUL. SCOR. PROD.
COAL, BITUMINOUS	368	82,219	10,385,005	10,467,592	CHARBON BITUMINEUX
COAL, NES			3	3	CHARBON, NOA
CRUDE PETROLEUM	795,035		264,201	1,059,236	PÉTROLE BRUT
NATURAL GAS			65	65	GAZ NATUREL
ASBESTOS	327,655	39	190,468	518,162	AMIANTE
BENTONITE	16			16	BENTONITE
DOLOMITE		1,358,104		1,358,104	DOLOMITE
CLAY MATERIALS NES	26,848		5,101	31,949	MATIÈRES ARGIL. NOA
SAND AND GRAVEL	7,406		74,259	81,665	SABLE ET GRAVIERS
LIMESTONE	5,037	13,725	1,348,948	1,367,710	PIÈRE CALCAIRE
CRUSHED STONE	16			16	PIÈRE CONCASSÉE
STONE, CRUDE NES	3,493	86,883	26	90,402	PIÈRE BRUTE NOA
BARYTES, NATURAL	49,862			49,862	BARYTINE NATURELLE
FLUORSPAR	58,650			58,650	SPATH FLUOR
GYPSE	6,294,238		9,500	6,303,738	GYPSE
PHOSPHATE ROCK	35,750			35,750	ROCHE PHOSPHATÉE
SALT	2,295	1,107,004	400	1,109,699	SSEL
SULPHUR IN ORES			2,297,967	2,297,967	SOUFRE EN MINÉRAIS
CRUDE NON-MET. MIN. NES	14,850	7,580	3,069	25,499	MIN. NON-MÉT. BRUTS NOA
COTTON, TEXTILE WASTE	1,672	983	378	3,033	DECHETS DE COTON, TEXT.
HOGGED FUEL, WOOD			152,800	152,800	BOIS DE CHAUFFAGE
WASTE AND SCRAP NES	10,513	32	101,567	112,112	DECHETS ET REBUTS NOA
LEATHER	932	11	4	947	CUIR
RUBBER FAB. MATERIALS	321	578	7	906	DEMI-PROD. CAOUTCHOUC
LUMBER AND TIMBER	79,053	21,029	4,009,937	4,110,019	BOIS D'ŒUVRE ET CHARP.
FLOORING	10			10	LAMES POUR PARQUET
RAILWAY TIES	137			137	TRAVERSES DE CH. FER
SHINGLES AND SHAKES	688		43,894	44,582	BARDEAUX, BARD. FACADE
SAWMILL PRODUCTS NES	20			20	SCIAGES NOA
VENEER, PLYWOOD	18,204	138	226,116	244,458	PLACAGES, CONTRE-PLAQ.
WOOD FAB. MATERIALS	1,415	9,337	270	11,022	ŒMI-PRODUITS EN BOIS
PULP	501,779	137,906	1,796,538	2,436,223	PÂTE
NEWSPRINT PAPER	2,218,488	160,119	1,051,377	3,429,984	PAPIER JOURNAL
PAPER NES	21,474	3,405	72,689	97,568	PAPIER NOA
PAPERBOARD	210,963	498	183,823	395,284	CARTON
BLDG. PAPER AND BOARD	9,163		7,790	16,953	PLAQ. CONSTR., PAP/CART.
WET MACHINE BOARD	118	45		163	CARTON EN PÂTE PRESSE
COROAGE, TWINE, ROPE	4,492	87	9	4,588	COROAGE, FICELLE, COROE
JUTE WOVEN FABRICS		4	98	102	TISSUS DE JUTE
TEXTILE FAB. MTL NES	4,935	103	236	5,274	ŒVR. EN MAT. TEXT. NOA
ANIMAL OILS, EXC. MARINE	32,053	5,134	27,362	64,549	HUIL. ANIM. SAUF AN. MAR.
FISH, MARINE ANIMAL OIL	6,628	6		6,634	HUIL. DE POISSON, AN. MAR
SOYABEAN OIL		3,576		3,576	HUIL. DE SOYA
VEG. OILS, FATS NES	7,342	2,156	27,740	37,238	HUIL. MAT. GRAS, VEG. NOA
OILS, FATS, WAXES NES	7,944	2,610	9,939	20,493	HUIL. MAT. GRAS, CIRE NDA
SULPHURIC ACID	21,109			21,109	ACIDE SULFURIQUE
METALLIC SALTS	8,422	193	8,261	16,876	SELS MÉTALLIQUES
INORGANIC CHEMS. NES	47,320	5,442	38,694	91,456	PROD. CHIM. INORG. NDA
GLYCOL	92	674	50	816	GLYCOL
ORGANIC CHEMICALS NES	188,249	83,657	4,398	276,304	PROD. CHIM. ORGAN. NDA
EXPLOS., FUSES, CAPS	3,569		2,332	5,901	EXPLOS., AMORCES, DET.
POTASH		20,992	1,465,492	1,486,484	POTASSE
FERTILIZERS NES	115,170	6,252	26,360	147,790	ENGRAIS CHIMIQUE NDA
AGRICULTURAL CHEMICALS	714	57	14	785	PROD. CHIM. AGRIC. NDA
SYNTHETIC RUBBER	4,284	26,707		30,991	CAOUTCHOUC SYNTHÉTIQUE
PLASTIC MATERIALS	7,357	15,219	4,435	27,011	MATIÈRES PLASTIQUES
DYESTUFF, PIGMENT, PAINT	1,158	242	13	1,413	MAT. COLOR. PIG. PEINTURE
CHEM. SPECIALTIES NES	11,055	4,713	16	15,784	PROD. CHIM. SPÉCIAUX NDA
GASOLINE	344,372	21,235	44,849	410,456	ESSENCE
FUEL OIL	5,433,646	671,557	190,401	6,295,604	MAZOUT
LUBRICATING OIL, GREASE	658	885	13	1,556	HUIL. GRAISS. LUBRIF.

TABLE 3. CARGOES LOADED AT CANADIAN PORTS FOR FOREIGN COUNTRIES, BY COMMODITY AND GEOGRAPHIC AREA.

TABLEAU 3. MARCHANDISES CHARGÉES DANS LES PORTS CANADIENS AUX PAYS ÉTRANGERS, PAR MARCHANDISE ET RÉGION GÉOGRAPHIQUE.

COMMODITY	ATLANTIC ATLANTIQUE	GREAT LAKES GRANDS LACS	PACIFIC PACIFIQUE	TOTAL TOTAL	MARCHANDISES
COKE	288,507	538	86,066	375,111	COKE
ASPHALTS, ROAD DILS	2,255			2,255	ASPHALTE, BITUME LIQD.
COAL TAR, PITCH	5,971	4,000		9,971	GOUDRON, BRAI DE BOUIL.
PETROL, COAL PROD. NES	359,814	3,334	255,378	618,526	DÉRIVÉ PETR. CHARB. NDA
FERRO-ALLOYS	12,709	576	69	13,354	FERRO-ALLIAGES
PIG IRON	438,493	108,356	6,458	553,307	FER EN GUEUSE
PRIMARY IRON, STEEL NES	14,292	11,924		26,216	FER, ACIER PRIMAIR, NDA
CASTINGS, FORGINGS	498	8,564	91	9,153	MOUL. PIÈCES FORGÉES
BAR AND RODS, STEEL	22,693	16,395	1,007	40,095	BARRES ET TIGES ACIER
PLATE & SHEET STEEL	51,550	129,542	5,217	186,309	TOLES, FEUILLES D'ACIER
STRUCTURAL SHAPES	33,026	22,850	2,640	58,516	PROFILES DE CONSTRUCT.
RAILS & TRACK MATERIAL	18,494	363	1,080	19,937	RAILS, MAT. VOIE FERRÉE
PIPES, TUBES: IRON, STEEL	7,350	14,971	1,722	24,043	TUYAUX, TUBES: FER, ACIER
WIRE	1,922	3,115	605	5,642	FIL MÉTALLIQUE
ALUMINUM	225,263	122	143,982	369,367	ALUMINIUM
COPPER AND ALLOYS	28,673	1,458	17,213	47,344	CUivre ET ALLIAGES
LEAD AND ALLOYS	5,374	137	13,931	19,442	PLOMB ET ALLIAGES
NICKEL AND ALLOYS	18,586	3,545	905	23,036	NICKEL ET ALLIAGES
ZINC AND ALLOYS	17,419	755	40,590	58,764	ZINC ET ALLIAGES
NON-FERROUS METALS NES	19,380	12,614	454	32,448	MÉTALUX NON-FERREUX NDA
METAL FAB. BASIC PRDD.	11,156	7,171	11,578	29,905	OUVR. DE BASE EN MÉTAL
BUILDING BRICK, CLAY	296			296	BRIQ. A RATER ARGILE
BRICKS, TILES NES	11,414	144	38	11,596	BRIQUES, TUILLES NDA
GLASS BASIC PRODUCTS	3,898	7,400	133	11,431	OUVR. DE BASE EN VERRE
ASBESTOS BASIC PRDD.	3,809	36	913	4,758	OUVR. DE BASE AMIANTE
CEMENT	744,022	777,639	195,467	1,717,128	CIMENT
CEMENT BASIC PRDD.	5		1,374	1,379	OUVR. DE BASE CIMENT
LIME	409		5,149	5,558	CHAUX
NON-MET. MIN. BASIC PRDD	1,595	3,397	937	5,929	PRDD. MIN. NON-MET. BASE
MISC. FABRICATED PRDD.	1,373	381	3	1,757	OUVRAGES DIVERS
TRACTORS	18,990	1,159	1,400	21,549	TRACTEURS
MACHINERY NES	64,525	9,079	4,131	77,735	MACHINES NDA
RAILWAY ROLLING STOCK	5,016	5,932	820	11,768	MAT. ROUL. DE CH. DE FER
PASS. AUTOS AND CHASSIS	10,054	5,484	3,128	18,666	VOITURES PART., CHASSIS
TRUCKS AND CHASSIS	2,501	606	1,060	4,167	CAMIONS ET CHASSIS
MOTOR VEHICLE ENGINES	19,188	4,095	2,553	25,836	MOTEURS DE VEH. AUTOM.
ROAD MOTOR VEH. NES	2,551	144	637	3,332	VEH. AUTOM. ROUTIERS NDA
SHIPS, AIRCRAFT, MIS. VEH	1,513	215	414	2,142	NAVIRES, AVIONS, VEH. DIV
RUBBER TIRES AND TUBES	1,048	304	3,528	4,880	PNEUS, CHAMBRES A AIR
EQUIPMENT MISC.	10,614	3,504	10,116	24,234	MATÉRIEL DIVERS
PERSONAL, HOUSEHOLD GOODS	5,605	1,400	1,636	8,641	ART. PERS. ET MÉNAGERS
FIREARMS, AMMUNITION	410		58	468	ARMES A FEU, MUNITIONS
CONTAINERS, CLOSURES	4,631	157	1,607	6,395	CONTENEURS, FERMETURES
MISC. END PRODUCTS NES	15,631	1,091	3,279	20,001	PRODUITS FINIS DIV. NDA
GENERAL CARGO	10,278	1,336	6,421	18,035	MARCHANDISES DIVERSES
CONTAINERIZED FREIGHT	2,436,604	4,783	353,008	2,794,395	FRET CONTENEURISÉ
GRAND TOTAL	74,578,461 *	10,866,759 *	38,492,084 *	123,937,304 *	TOTAL GLOBAL

TABLE 4. CARGOES UNLOADED AT CANADIAN PORTS FROM FOREIGN COUNTRIES, BY COMMODITY AND GEOGRAPHIC AREA.

TABLEAU 4. MARCHANDISES DECHARGEES DANS LES PORTS CANADIENS DES PAYS ETRANGERS, PAR MARCHANDISE ET REGION GEOGRAPHIQUE.

COMMODITY	ATLANTIC ATLANTIQUE	GREAT LAKES GRANDS LACS	PACIFIC PACIFIQUE	TOTAL TOTAL	MARCHANDISES
CATTLE	325			325	BOVINS
LIVE ANIMALS, NES	37	5		42	ANIMAUX VIVANTS, NDA
MEAT, FRESH DR FROZEN	6,066		6,338	12,404	VIANDE, FRAICHE / CONG.
MEAT, CURED	412	569		981	VIANDE FUMEE OU SALEE
MEAT AND MEAT PREP. NES	2,684	1,110	455	4,249	VIANDES ET PREP. NDA
FISH, FRESH OR FROZEN	7,892	349	217	8,458	POISSON, FRAIS OU CONG.
FISH, SALTED OR CURED	168	29	49	246	POISSON, SALE OU FUME
FISH, CANNED	3,089	329	727	4,145	POISSON EN BOITES
LOBSTER	434		7	441	HMARD
SHELL FISH, NES	2,694	16	358	3,068	MOLLUSQUES CRUST., NDA
BUTTER	8,869		7,835	16,704	BEURRE
CHEESE	990	35	770	1,795	FRDMAGE
MILK POWDER	126		16	142	LAIT EN POUORE
DAIRY PROD. EGGS, HONEY	211		16	293	PROD. LAIT., OEUFs, MIEL
BARLEY	662,482	66,439		728,921	ORGE
CORN	1,819,759	315,117	1,467	2,136,343	MAIS
OATS	16,723	9,648		26,371	AVOINE
RYE	227,990	5,317		233,307	SEIGLE
WHEAT	2,508,902	82,086		2,590,988	BLE
CEREALS UNMILLED, NES	165	44	387	596	CEREALES NON MOUL., NDA
MALT AND MALT FLOUR			2	2	MALT ET FARINE DE MALT
WHEAT FLOUR	1,037		33	1,070	FARINE DE BLE
CEREALS MILLED, NES	46		8	54	CEREALES MOULUES, NDA
BAKERY PROD. INC. FROZEN	127	4	56	187	PROD. BOUL., PROD. CONG.
MACARDNI, CEREAL PROD.	3,729	31	1,604	5,364	PATES ALIM. PROD. CEREAL
APPLES	3,341		1,395	4,736	POMMES
BANANAS AND PLANTAINS			8	8	BANANES ET PLANTAINS
FRESH FRUITS, BERRIES	25,342	4,181	19,028	48,551	FRUITS, BAIES FRAIS
FROZEN FRUITS, BERRIES	1,269	58	26	1,353	FRUITS, BAIES CONGELES
DRIED FRUITS	4,392	380	812	5,584	FRUITS SECS
FRUIT JUICES	4,439	1,339	2,934	8,712	JUS DE FRUIT
FRUIT PULP, PUREE	1,800	35	14	1,849	PULPE DE FRUIT, PUREE
FRUIT, PRES. NOT CANNED	2,687	941	185	3,813	CONS. FRUITS NON BOITE
FRUITS, PREP. CANNED	20,071	3,854	2,835	26,760	FRUITS PREP. EN BOITE
PEANUTS	189		61	250	CACAHUETES
NUTS, EXC. DIL NUTS NES	5,982	5,005	2,191	13,178	NOIX, SAUF OLEAG. NDA
POTATOES			45	45	POMMES DE TERRE
VEGETABLES, FRESH	779	339	722	1,840	LEGUMES, FRAIS
VEGETABLES, FROZEN	1,276	145	17	1,438	LEGUMES, CONGELES
VEGETABLES, DRIED	469	7,036	80	7,585	LEGUMES, SECS
VEGETABLE PREP. NES	1,917	708	2,281	4,906	PREP. DE LEGUMES NDA
RAW SUGAR	712,097	205,015	55,608	972,720	SUCRE BRUT
SUGAR, NES	90		1	91	SUCRE, NDA
MOLASSES, CRUDE	113,042	40,055	6,500	159,597	MELASSE, BRUTE
MOLASSES, REFINED	8,347		40	8,387	MELASSE, RAFFINEE
SYRUP	8		384	392	SIROP
SUGAR PREPARATIONS	1,467	39	389	1,895	PREP. A BASE DE SUCRE
COCOA AND CHOCOLATE	8,979	11,621	1,117	21,717	CACAO ET CHOCOLAT
COFFEE	25,564	601	10,938	37,103	CAFE
TEA	15,078	1,033	5,090	21,201	THE
SPICES	1,809	811	549	3,169	EPICES
VINEGAR	14	11		25	VINAIGRE
SAUSAGE SKINS, CASINGS			941	941	BOYAUX A SAUCISSES
MISC. FOOD PREP. NES	20,482	6,808	10,402	37,692	DIV. PREP. ALIM. NDA
GROUND CEREALS NES	45		8	53	CEREALES MOULUES NDA
FEEDS, VEGETABLE ORIGIN	25	96		121	PROV. D'ORIGINE VEGETALE
FEEDS OF ANIMAL ORIGIN	9	17	2	28	PROV. D'ORIGINE ANIMALE
CONC. COMPLETE FEEDS	5	84		89	CONC., PROV. COMPLETES
NON-ALCOHOLIC BEVERAGE	121	189	103	413	BOISSONS NON-ALCOOLIQ.
ALE, BEER, STOUT, PORTER	411	32	385	828	ALE, BIERE, STOUT, PORTER
WINES	770	982	2,060	3,812	VINS
FERM. ALCOHOLIC BEV.	9	12	50	71	BOISS. ALCOOL. FERME.
DIST. ALCOHOLIC BEV.	6,029	15,818	12,743	34,590	BOISS. ALCOOL. DIST.
CIGARETTES	12		5	17	CIGARETTES
TOBACCO NES	1,384			1,384	TABACS NDA
RAW HIDES AND SKINS	134	328	21	483	PEAUX ET CUIRS BRUT
CRUDE ANIMAL PROD. NES	109	31	349	489	PR. BRUTS ORIG. ANIM. NDA
SEEDS FOR SOWING NES	24	95	38	157	GRAINES DE SEMENCE NDA
SOYA BEANS	402,187	242,915		645,102	GRAINE DE SOYA
OIL SEEDS, NUTS NES	23,306	282	533	24,121	GRAINES, NOIX OLEAG. NDA
NURSERY, GREENHSE STCK	432	242	81	755	PROD. PEPINIERE, SERRE
RUBBER, ALLIED GUMS, NAT	20,271	38,566	1,765	60,602	CAOUTCHOUC GOMMES NAT.
CRUDE VEG. PROD. NES	2,747	27	183	2,957	PR. BRUTS ORIG. VEG. NDA
LOGS	413	103	146,822	147,338	BILLES
BOLTS, ROUND TIMBER	46,830			46,830	BILLOTS, BOIS RONDS
PULPWOOD			108,660	108,660	BOIS A PATE
CRUDE WOOD MILLS, NES	4,440	57	9	4,506	MATERIES BOIS BRUT NDA
WOOL AND ANIMAL HAIR	423	378	431	1,224	LAINES, POILS ANIMAL

TABLE 4. CARGOES UNLOADED AT CANADIAN PORTS FROM FOREIGN COUNTRIES, BY COMMODITY AND GEOGRAPHIC AREA.

TABLÉAU 4. MARCHANDISES DECHARGÉES DANS LES PORTS CANADIENS DES PAYS ÉTRANGERS, PAR MARCHANDISE ET RÉGION GÉOGRAPHIQUE.

COMMODITY	ATLANTIC ATLANTIQUE	GREAT LAKES GRANDS LACS	PACIFIC PACIFIQUE	TOTAL TOTAL	MARCHANDISES
TEXTILE FIBRES NES	11,200	863	2,036	14,099	FIBRES TEXTILES NDA
ALUMINA,BAUXITE ORES	2,823,658	37,703	604,656	3,466,017	MINÉRAIS ALUMINE,BAUX.
COPPER ORE AND CONC.	88,783			88,783	MINÉRAI,CONC. CUIVRE
IRON ORE AND CONC	452,753	2,587,168		3,039,921	MINÉRAI,CONC. DE FER
MANGANESE ORE	319,079	6,509	1,336	326,924	MINÉRAI DE MANGANESE
NICKEL-COPPER ORE			15,454	15,454	MINÉRAI DE CUIVRE-NICKEL
TITANIUM ORE	16,437			16,437	MINÉRAI DE TITANE
ORES AND CONC.NES	59,849	39,941	25	99,815	MINÉRAIS ET CONC.NDA
IRON AND STEEL SCRAP	2,902	57	54	3,013	DECHETS DE FER, D'ACIER
NON-FERROUS MET.SCRAP	10	323	2	335	DECHETS METAL.NON FER.
SLAG,ROSS,BY-PRODUCTS	6,364	6,403	24,497	37,264	POUS.GUEUL.SCOR.PROD.
COAL,BITUMINDUS	259,425	15,490,168		15,749,593	CHARBON BITUMINEUX
COAL, NES	408,426			408,426	CHARBON, NDA
CRUDE PETROLEUM	22,296,305	76,868	13,000	22,386,173	PÉTROLE BRUT
ASBESTOS	1,355	553	55	1,963	AMIANTE
BENTONITE	192,081			192,081	BENTONITE
CHINA CLAY	28,249		5,164	33,413	KAOLIN
CLAY MATERIALS NES	55,342	23,077	38	78,457	MATIÈRES ARGIL.NDA
SAND AND GRAVEL	19,076	552,751	687,028	1,258,855	SABLE ET GRAVIERS
LIMESTONE	23,000	2,276,299	14,400	2,313,699	PIÈRE CALCAIRE
CRUSHED STONE		72,454		72,454	PIÈRE CONCASSÉE
STONE,CRUDE NES	11,439	557	416	12,412	PIÈRE BRUTE NDA
BARYTES,NATURAL	3,320			3,320	BARYTINE NATURELLE
FLUORSPAR	125,762	114,761		240,523	SPATH FLUOR
GYPNUM		6,225	73,000	79,225	GYPSE
PHOSPHATE ROCK	882,362	8,566	532,453	1,423,381	ROCHE PHOSPHATÉE
SALT	310,766	113,293	454,091	878,150	SEL
SULPHUR IN ORES	34,792			34,792	SOUFRE EN MINÉRAI
CRUDE NON-MET.MIN.NES	29,188	10	67	29,265	MIN.NON-MET.BRUTS NDA
COTTON,TEXTILE WASTE	2,138	366	237	2,741	DECHETS DE COTON,TEXT.
WASTE AND SCRAP NES	247		20,664	20,911	DECHETS ET REBUTS NDA
LEATHER	392	34	144	570	CUIR
RUBBER FAB.MATERIALS	435	352	799	1,586	DEMI-PROD.CAOUTCHOUC
LUMBER AND TIMBER	43,845	10,646	28,272	82,763	BOIS D'OEUVRE ET CHARP.
FLOORING	25	113		138	LAMES POUR PARQUET
RAILWAY TIES	2,295			2,295	TRAVERSES DE CH. FER
SHINGLES AND SHAKES			45	45	BARDEAUX,BARD.FACADE
SAWMILL PRODUCTS NES			96	96	SCIAGES NDA
VENEER,PLYWOOD	51,766	11,989	30,303	94,058	PLACAGES,CONTRE-PLAQ.
WOOD FAB.MATERIALS	12,337	586	3,094	16,017	DEMI-PRODUITS EN BOIS
PULP	14,141	661	31,195	45,997	PÂTE
PAPER NES	340	216	1,073	1,629	PAPIER NDA
PAPERBOARD	1,205	46	929	2,180	CARTON
BLDG.PAPER AND BOARD	11,783	5,706	347	17,836	PLAQ.CONSTR.,PAP/CART.
WET MACHINE BOARD	114	16	65	195	CARTON EN PÂTE PRESSE
CORDAGE,TWINE,ROPE	11,347	6,198	12,471	30,016	CORDAGE,FICELLE,CORDE
JUTE WOVEN FABRICS	27,731	2,275	1,555	31,561	TISSUS DE JUTE
TEXTILE FAB.MTL NES	28,565	31,157	7,381	67,103	OUVR.EN MAT.TEXT.NDA
ANIMAL OILS,EXC.MARINE	20			20	HUIL.ANIM.SAUF AN.MAR.
FISH,MARINE ANIMAL OIL	11	412	11	434	HUIL.DE POISSON,AN.MAR.
SOYABEAN OIL		1,064	76	1,140	HUIL. DE SOYA
VEG.OILS,FATS NES	8,869	35,810	148	44,827	HUIL.MAT.GRAS.VEG.NDA
OILS,FATS,WAXES NES	839	5,760	119	6,718	HUIL.MAT.GRAS.CTRE NDA
SULPHURIC ACID	63,210			63,210	ACIDE SULFURIQUE
METALLIC SALTS	48,250	73,053	4,059	125,362	SELS METALLIQUES
INORGANIC CHEMS. NES	352,793	30,033	21,482	404,308	PROD.CHIM.INORG.NDA
ORGANIC CHEMICALS NES	101,773	25,542	36,529	163,844	PROD.CHIM.ORGAN.NDA
EXPLDS., FUSES, CAPS	130	556	50	736	EXPLOS.,AMORCES, DET.
POTASH		10,000	432	10,432	POTASSE
FERTILIZERS NES	33,205	34,764	1,104	69,073	ENGRAIS CHIMIQUE NDA
AGRICULTURAL CHEMICALS	2,883	503	2,031	5,417	PROD.CHIM.AGRICOLES
SYNTHETIC RUBBER	1,581	778	246	2,605	CAOUTCHOUC SYNTHÉTIQUE
PLASTIC MATERIALS	2,814	2,131	2,353	7,298	MATIÈRES PLASTIQUES
DYESTUFF,PIGMENT,PAINT	462	168	548	1,178	MAT.COLOR.PIG.PEINTURE
CHEM.SPECIALTIES NES	5,671	8,423	145	14,239	PROD.CHIM.SPECIALIAUX NDA
GASOLINE	13,450			13,450	ESSENCE
FUEL OIL	4,386,703	309,033	678,764	5,374,500	MAZOUT
LUBRICATING OIL,GREASE	7,646	21,998	2,566	32,210	HUIL.E,GRAISSE LUBRIF.
COKE	776,985	33,912	30,583	841,480	COKE
ASPHALTS,ROAD OILS	7,948			7,948	ASPHALTE,BITUME LIQO.
COAL TAR,PITCH	24,116	3	42,542	66,661	GOUDRON,BRAI DE BOUIL.
PETROL.COAL PROD.NES	51,424	82,994	15,226	149,644	DÉRIVE PETR.CHARB.NDA
FERRO-ALLOYS	58,984	2,146	274	61,404	FERRO-ALLIAGES
PIG IRON		77		77	FER EN GUEUSE
PRIMARY IRON,STEEL NES	29,439	4,948	1,703	36,090	FER,ACIER PRIMAIR.NDA
CASTINGS,FORGINGS	1,632	7,026	20,743	29,401	MOUL.PIECES FORGÉES
BAR AND RODS,STEEL	45,931	48,112	81,401	175,444	BARRES ET TIGES ACIER
PLATE & SHEET STEEL	84,641	107,588	247,123	439,352	TOLES,FEUILLES D'ACIER

TABLE 4. CARGOES UNLOADED AT CANADIAN PORTS FROM FOREIGN COUNTRIES, BY COMMODITY AND GEOGRAPHIC AREA.

TABLEAU 4. MARCHANDISES DECHARGEES DANS LES PORTS CANADIENS DES PAYS ETRANGERS, PAR MARCHANDISE ET REGION GEOGRAPHIQUE.

COMMODITY	ATLANTIC ATLANTIQUE	GREAT LAKES GRANDS LACS	PACIFIC PACIFIQUE	TOTAL TOTAL	MARCHANDISES
STRUCTURAL SHAPES	165,094	61,043	136,007	362,144	PROFILES DE CONSTRUCT.
RAILS & TRACK MATERIAL	8,511		34	8,545	RAILS, MAT. VOIE FERREE
PIPES, TUBES: IRON, STEEL	10,119	3,266	44,286	57,671	TUYAUX, TUBES: FER, ACIER
WIRE	2,958	2,209	7,302	12,469	FIL METALLIQUE
ALUMINIUM	16,636	1,331	26	17,993	ALUMINIUM
COPPER AND ALLOYS	950	538	512	2,000	CUIVRE ET ALLIAGES
LEAD AND ALLOYS	32		24	56	PLOMB ET ALLIAGES
NICKEL AND ALLOYS	15,311	7,562		22,873	NICKEL ET ALLIAGES
ZINC AND ALLOYS	4,360	486	605	5,451	ZINC ET ALLIAGES
NON-FERROUS METALS NES	15,551	2,927	573	19,051	METAUX NON-FERREUX NDA
METAL FAB. BASIC PROD.	18,990	9,398	42,480	70,868	OUVR. DE BASE EN METAL
BUILDING BRICK, CLAY	2,563			2,563	BRIQ. A BATIR ARGILE
DRAIN TILES, PIPES			239	239	TUILES TUY. DE DRAINAGE
BRICKS, TILES NES	3,161	1,516	1,738	6,415	BRIQUES, TUILES NDA
GLASS BASIC PRODUCTS	7,178	6,492	14,504	28,174	OUVR. DE BASE EN VERRE
ASBESTOS BASIC PROD.	2,247	256	203	2,706	OUVR. DE BASE AMIANTE
CEMENT	73	13,701	47,041	60,815	CIMENT
CEMENT BASIC PROD.	2,823		59	2,882	OUVR. DE BASE CIMENT
LIME			1,830	1,830	CHAUX
NON-MET. MIN. BASIC PROD	5,553	1,338	3,795	10,686	PROD. MIN. NON-MET. BASE
MISC. FABRICATED PROD.	3,062	1,318	1,683	6,063	OUVRAGES DIVERS
TRACTORS	17,214	4,657	3,676	25,547	TRACTEURS
MACHINERY NES	31,005	14,994	17,039	63,038	MACHINES NDA
RAILWAY ROLLING STOCK	880	947	52	1,879	MAT. ROUL. DE CH. DE FER
PASS. AUTOS AND CHASSIS	81,846	953	66,061	148,860	VOITURES PART., CHASSIS
BUSES AND CHASSIS	64		15	79	AUTOBUS ET CHASSIS
TRUCKS AND CHASSIS	289	50	2,536	2,875	CAMIONS ET CHASSIS
MOTOR VEHICLE ENGINES	8,339	3,951	3,166	15,456	MOTEURS DE VEH. AUTOM.
ROAD MOTOR VEH. NES	1,549	72	1,018	2,639	VEH. AUTOM. ROUTIERS NDA
SHIPS, AIRCRAFT, MIS. VEH	4,584	126	2,557	7,267	NAVIRES, AVIONS, VEH. DIV
RUBBER TIRES AND TUBES	543	123	1,317	1,983	PNEUS, CHAMPRES A AIR
EQUIPMENT MISC.	8,847	4,292	13,218	26,357	MATERIEL DIVERS
PERSONAL, HSEHOLD GOODS	23,592	8,051	20,233	51,876	ART. PERS. ET MENAGERS
FIREARMS, AMMUNITION	791	148	949	1,888	ARMES A FEU, MUNITIONS
CONTAINERS, CLOSURES	15,996	1,005	3,998	20,999	CONTENEURS, FERMETURES
MISC. END PRODUCTS NES	6,789	1,887	3,626	12,302	PRODUITS FINIS DIV. NDA
GENERAL CARGO	47,152	8,039	12,362	67,553	MARCHANDISES DIVERSES
CONTAINERIZED FREIGHT	1,995,433	23,181	408,090	2,426,704	FRET CONTENEURESE
GRAND TOTAL	44,080,389 *	23,589,064 *	5,038,770 *	72,708,223 *	TOTAL GLOBAL

TABLE 5. VESSELS ARRIVED AT AND DEPARTED FROM CANADIAN PORTS IN INTERNATIONAL SEABORNE SHIPPING BY REGISTRY.

TABLEAU 5. MOUVEMENTS INTERNATIONAUX DE NAVIRES A DESTINATION OU EN PROVENANCE DE PORTS CANADIENS.

COUNTRY OF REGISTRY									PAYS D'IMMATRICULATION			
ATLANTIC / ATLANTIQUE			GREAT LAKES / GRANDS LACS			PACIFIC / PACIFIQUE			TOTAL / TOTAL			
NUMBER	NET TONS	CARGO TONS	NUMBER	NET TONS	CARGO TONS	NUMBER	NET TONS	CARGO TONS	NUMBER	NET TONS	CARGO TONS	
NOMBRE	TONNES NET	TONNES CAR.	NOMBRE	TONNES NET	TONNES CAR.	NOMBRE	TONNES NET	TONNES CAR.	NOMBRE	TONNES NET	TONNES CAR.	
UNITED KINGDOM												
ROYAUME-UNI												
A	1,302	8,635,456	4,689,037	93	500,705	259,615	334	3,511,586	678,786	1,729	12,647,747	5,627,436
D	1,363	8,762,108	8,953,040	77	407,248	155,462	343	3,599,523	2,114,816	1,783	12,768,879	11,223,318
AUSTRIA												
AUTRICHE												
A	2	4,018							2	4,018		A
D	2	4,018	2,707						2	4,018	2,707	D
BELGIUM-LUXEMB												
BELGIQUE-LUX.												
A	71	887,340	144,908	4	39,388	19,846	3	80,036	41,732	78	1,006,764	206,486
D	71	887,340	890,912	4	39,388	10,355	3	80,036	145,265	78	1,006,764	1,046,532
DENMARK												
DANEMARK												
A	268	1,135,575	207,295	16	91,191	23,801	32	303,445	52,879	316	1,530,211	283,975
D	270	1,142,159	899,140	16	91,191	42,539	33	312,668	298,339	319	1,546,018	1,240,018
FINLAND												
FINLANDE												
A	101	317,060	210,174	5	11,576	6,108	24	66,947	1,313	130	395,583	217,595
D	105	329,811	430,001	5	11,576	15,626	24	66,947	82,177	134	408,334	527,804
FRANCE												
FRANCE												
A	113	891,321	193,766	3	24,183	2,590	22	88,232	21,468	138	1,003,736	217,824
D	118	900,684	772,193	3	24,183	20,779	23	91,688	60,873	144	1,016,555	853,845
GERMANY WEST												
ALLEMAGNE, R F												
A	697	3,906,568	934,895	138	458,498	149,954	130	733,149	102,109	965	5,098,215	1,186,958
D	700	3,932,262	4,189,741	139	467,405	264,781	132	750,920	472,187	971	5,150,587	4,926,709
GREECE												
GRECE												
A	655	5,270,227	1,946,175	55	379,579	157,843	285	2,378,601	80,389	995	8,028,407	2,184,407
D	667	5,371,751	6,017,673	59	408,937	272,378	306	2,527,583	4,336,372	1,032	8,308,271	10,626,423
ICELAND												
ISLANDE												
A	1	1,099	50						1	1,099	50	A
D	1	1,099							1	1,099		D
IRELAND												
IRLANDE												
A	7	40,610	1,683	6	26,903	7,551	38	406,400	19,637	51	473,913	28,871
D	7	40,610	10,211	6	26,903	19,717	38	406,400	136,202	51	473,913	166,130
ITALY												
ITALIE												
A	144	1,424,939	851,431	4	29,846	11,952	62	367,831	8,601	210	1,822,616	871,984
D	145	1,431,498	2,822,940	4	29,846	18,784	63	364,407	135,991	212	1,825,751	2,977,715
NETHERLANDS												
PAYS-BAS												
A	146	438,183	322,789	5	15,534	8,543	89	603,517	68,900	240	1,057,234	400,232
D	148	436,410	342,732	5	15,534	4,562	94	662,728	802,280	247	1,114,672	1,149,574
NORWAY												
NORVEGE												
A	735	5,510,040	3,559,442	79	303,124	126,912	637	5,405,009	627,970	1,451	11,218,173	4,314,324
D	726	5,461,187	6,011,056	81	312,868	134,304	636	5,449,448	3,920,363	1,443	11,223,503	10,065,723
PORTUGAL												
PORTUGAL												
A	6	4,583							6	4,583		A
D	5	3,996							5	3,996		D
SPAIN												
ESPAGNE												
A	87	701,224	113,964				3	32,975	28,366	90	734,199	142,330
D	91	739,638	1,380,162				3	32,975	9,454	94	772,613	1,389,616
SWEDEN												
SUEDE												
A	567	1,403,814	411,229	5	22,168	1,027	119	1,159,792	45,840	691	2,585,774	458,096
D	582	1,423,135	1,347,338	5	22,168	20,928	118	1,121,758	1,191,510	705	2,567,061	2,559,776
SWITZERLAND												
SUISSE												
A	13	121,026	12,888	1	12,307					14	133,333	12,888
D	14	130,398	175,725	1	12,307	19,281				15	142,700	195,086

TABLE 5. VESSELS ARRIVED AT AND DEPARTED FROM CANADIAN PORTS IN INTERNATIONAL SEABORNE SHIPPING BY REGISTRY.

TABLÉAU 5. MOUVEMENTS INTERNATIONAUX DE NAVIRES A DESTINATION OU EN PROVENANCE DE PORTS CANADIENS.

COUNTRY OF REGISTRY				PAYS D'IMMATICULATION							
ATLANTIC / ATLANTIQUE			GREAT LAKES / GRANDS LACS			PACIFIC / PACIFIQUE			TOTAL / TOTAL		
NUMBER	NET TONS	CARGO TONS	NUMBER	NET TONS	CARGO TONS	NUMBER	NET TONS	CARGO TONS	NUMBER	NET TONS	CARGO TONS
NOMBRE	TONNES	NET TONNES CAR.	NOMBRE	TONNES	NET TONNES CAR.	NOMBRE	TONNES	NET TONNES CAR.	NOMBRE	TONNES	NET TONNES CAR.
BULGARIA											
A	5	8,643							5	8,643	
O	5	8,643							5	8,643	3,815
BULGARIE											
CZECHOSLOVAKIA											
A	1	15,320							1	15,320	
O	1	15,320							1	15,320	42,560
TCHÉCOSLOVAQUIE											
GERMANY EAST											
A	3	15,986							3	15,986	
O	3	15,986							3	15,986	41,260
ALLEMAGNE, EST											
POLAND											
A	82	200,356	18	44,265	6,026				100	244,621	15,004
O	83	209,358	18	44,265	2,703				101	253,623	136,306
POLOGNE											
ROUMANIA											
A	6	7,749							6	7,749	
O	6	7,749							6	7,749	
ROUMANIE											
USSR											
A	709	2,248,536	65	139,806	63,263	252	907,923	73,461	1,026	3,296,265	600,289
O	707	2,252,300	63	133,821	45,589	266	952,634	1,036,175	1,036	3,338,755	4,059,467
URSS											
YUGOSLAVIA											
A	124	845,506	23	80,447	19,392	34	175,247	4,370	181	1,101,200	151,462
O	124	845,604	23	80,447	27,306	35	180,826	248,561	182	1,106,877	989,448
YOUgoslavie											
CYPRUS											
A	124	578,698	18	65,175	29,543	32	173,515	3,302	174	817,388	90,715
O	123	565,808	18	65,175	40,382	32	172,244	334,385	173	803,227	989,459
CHYPRE											
IRAN											
A	1	3,891							1	3,891	
O	1	3,891							1	3,891	116
IRAN											
IRAQ											
A	1	4,957							1	4,957	2,473
O	1	4,957							1	4,957	
IRAK											
ISRAEL											
A	43	571,267							43	571,267	73,785
O	45	584,930							45	584,930	300,845
ISRAEL											
KUWAIT											
A	11	63,872	2	12,142					13	76,014	31,467
O	11	63,872	2	12,142	5,880				13	76,014	17,377
KUWAIT											
SAUDI ARABIA											
A			1	6,070					1	6,070	
O			1	6,070	7,110				1	6,070	7,110
ARABIE SAOUDIT											
SOMALIA											
A	20	35,975	4	17,102	14,449	38	293,115	2,345	62	346,192	19,385
O	21	36,196	4	17,102		38	293,115	663,968	63	346,413	690,467
SOMALIE											
TURKEY											
A	13	77,602				1	11,078		14	88,680	
O	13	77,602				1	11,078	17	14	88,680	28,021
TURQUIE											
GHANA											
A	13	44,333	8	29,335	3,530				21	73,668	9,425
O	14	57,121	8	29,335	22,097				22	86,456	43,344
GHANA											
MAURITIUS-DEP.											
A						1	6,408		1	6,408	
O						1	6,408	15,535	1	6,408	15,535
MAURICE ET DEP											

TABLE 5. VESSELS ARRIVED AT AND DEPARTED FROM CANADIAN PORTS IN INTERNATIONAL SEABORNE SHIPPING BY REGISTRY.

TABLEAU 5. MOUVEMENTS INTERNATIONAUX DE NAVIRES A DESTINATION OU EN PROVENANCE DE PORTS CANADIENS.

COUNTRY OF REGISTRY				PAYS D'IMMATICULATION								
ATLANTIC / ATLANTIQUE			GREAT LAKES / GRANDS LACS			PACIFIC / PACIFIQUE			TOTAL / TOTAL			
NUMBER	NET TONS	CARGO TONS	NUMBER	NET TONS	CARGO TONS	NUMBER	NET TONS	CARGO TONS	NUMBER	NET TONS	CARGO TONS	
NOMBRE	TONNES NET	TONNES CAR.	NOMBRE	TONNES NET	TONNES CAR.	NOMBRE	TONNES NET	TONNES CAR.	NOMBRE	TONNES NET	TONNES CAR.	
REP. SO.AFRICA												
A	4	21,260							4	21,260	3,194 A	
D	4	21,260							4	21,260	2,734 D	
ALGERIA												
A	7	43,978							7	43,978	A	
D	7	43,978							7	43,978	100,667 D	
IVORY COAST												
A	1	2,508							1	2,508	A	
D	1	2,508							1	2,508	3,322 D	
LIBERIA												
A	1,108	13,713,013	15,775,178	91	574,388	332,401	505	4,049,934	507,315	1,704	18,337,335	16,614,894 A
D	1,117	13,849,637	14,374,500	87	541,252	250,199	522	4,190,192	6,375,330	1,726	18,581,081	21,000,029 D
MOROCCO												
A	2	48,927	619						2	48,927	619 A	
D	2	48,927	111,097						2	48,927	111,097 D	
HONG KONG												
A	3	17,766	1,054			10	173,419		13	191,185	1,054 A	
D	3	17,766	1,577			10	173,419	428,674	13	191,185	430,251 D	
INDIA												
A	78	423,845	28,610	26	117,939	25,245	54	344,761	4,073	158	886,545	57,928 A
D	78	423,785	191,013	26	125,322	23,888	55	349,622	432,366	159	898,729	647,267 D
MALAYSIA												
A				1	8,963					1	8,963	A
D				1	8,963	15,008				1	8,963	15,008 D
PAKISTAN												
A	28	124,519	5,142			14	60,482	1,167	42	185,001	6,309 A	
D	29	130,095	65,994			14	60,482	22,559	43	190,577	88,553 D	
SINGAPORE												
A	89	361,984	58,979	19	70,834	15,828	13	73,754	2,869	121	506,572	77,676 A
D	89	354,332	292,301	20	79,798	79,064	13	73,754	186,057	122	507,884	557,422 D
CHINA, COMMUN.												
A	1	12,091				5	41,298		6	53,389	A	
D	1	12,091	11,357			5	41,298	106,698	6	53,389	118,055 D	
JAPAN												
A	165	2,193,656	1,103,568	29	154,527	25,573	331	4,507,394	235,201	525	6,855,577	1,364,342 A
D	164	2,193,319	1,356,788	28	149,345	15,788	331	4,593,049	9,568,505	523	6,935,713	10,941,081 D
KOREA - SOUTH												
A	18	377,098	786,311			24	94,886	8,878	42	471,984	795,189 A	
D	18	377,098	226,923			27	110,237	149,788	45	487,335	376,711 D	
PHILIPPINES												
A						16	74,859	17,515	16	74,859	17,515 A	
D						18	82,403	115,826	18	82,403	115,826 D	
TAIWAN												
A	7	54,480	7,595	2	11,175	553	18	144,680	1,822	27	210,335	9,970 A
D	7	54,480	20,092	2	11,175	1,313	21	169,466	249,511	30	235,121	270,916 D
AUSTRALIA												
A	6	90,865	16,946			1	8,085		7	98,950	16,946 A	
D	6	90,865	24,956			1	8,085		7	98,950	24,956 D	
BR.OCEANIA NES												
A						1	1,124	1,000	1	1,124	1,000 A	
D						1	1,124		1	1,124	D	


TABLE 3. VESSELS ARRIVED AT AND DEPARTED FROM CANADIAN PORTS IN INTERNATIONAL SEABORNE SHIPPING BY REGISTRY.

COUNTRY OF REGISTRY		PAYS D'IMMATICULATION									
ATLANTIC / ATLANTIQUE			GREAT LAKES / GRANDS LACS			PACIFIC / PACIFIQUE			TOTAL / TOTAL		
NUMBER	NET TONS	CARGO TONS	NUMBER	NET TONS	CARGO TONS	NUMBER	NET TONS	CARGO TONS	NUMBER	NET TONS	CARGO TONS
NOMBRE	TONNES NET	TONNES CAR.	NOMBRE	TONNES NET	TONNES CAR.	NOMBRE	TONNES NET	TONNES CAR.	NOMBRE	TONNES NET	TONNES CAR.
GUYANA											
A	1	1,562							1	1,562	
D											
ARGENTINA											
A	57	235,692				22	101,907	3,320	79	337,599	16,891
D	57	235,692				23	105,021	20,770	80	340,713	105,751
BRAZIL											
A	102	539,878	24	119,706	13,241	8	13,549	1,364	134	673,133	171,061
D	102	541,725	24	119,706	11,172	8	13,549	6,073	134	674,980	335,471
CHILE											
A	13	82,947							13	82,947	6,104
D	13	82,947							13	82,947	22,407
COLOMBIA											
A	26	60,000				21	62,872	5,246	47	122,872	12,789
D	25	57,182				20	60,054	23,415	45	117,236	98,630
ECUADOR											
A	4	8,627				11	33,990	4,239	15	42,617	6,041
D	4	8,627				11	33,990	7,482	15	42,617	13,490
PERU											
A	25	129,409				14	79,216	30	39	208,625	1,775
D	22	119,682				15	84,652	36,047	37	204,334	91,058
URUGUAY											
A	1	12,985							1	12,985	38,759
D	1	12,985							1	12,985	
VENEZUELA											
A	1	1,710							1	1,710	
D	1	1,710							1	1,710	2,332
BAHAMAS											
A	51	318,759	1	12,964	26,110				52	331,723	59,019
D	59	351,846	2	14,526					61	366,372	411,077
BERMUDA											
A	345	1,832,147	147	602,996	555,390	51	577,634	319,817	543	3,012,777	2,834,496
D	392	1,995,028	146	595,796	499,637	50	573,118	298,510	588	3,163,942	1,306,942
LEEW-WIND IS.											
A	9	8,700						93	9	8,700	5,999
D	10	9,652	1	1,562					11	11,214	2,583
CUBA											
A	22	60,945				1	5,238		23	66,183	26,014
D	23	65,238				2	10,476		25	75,714	49,718
HONDURAS											
A	4	11,862							4	11,862	
D	4	11,862							4	11,862	3,997
MEXICO											
A	41	78,524	1	4,509	1,392				42	83,033	37,139
D	41	78,524	1	4,509					42	83,033	30,578
NETH. ANTILLES											
A	75	144,005	13	100,788	83,175	1	11,658		89	256,451	110,209
D	85	219,535	5	40,364		1	11,658	33,712	91	271,557	81,248
PANAMA											
A	223	1,478,317	23	98,349	44,099	74	409,645	11,119	320	1,986,311	1,729,420
D	225	1,486,492	23	98,349	39,191	76	404,082	574,153	324	1,988,923	1,421,377

TABLE 5. VESSELS ARRIVED AT AND DEPARTED FROM CANADIAN PORTS IN INTERNATIONAL SEABORNE SHIPPING BY REGISTRY.

TABLEAU 5. MOUVEMENTS INTERNATIONAUX DE NAVIRES A DESTINATION OU EN PROVENANCE DE PORTS CANADIENS.

COUNTRY OF REGISTRY			PAYS D'IMMATICULATION											
ATLANTIC / ATLANTIQUE			GREAT LAKES / GRANDS LACS			PACIFIC / PACIFIQUE			TOTAL / TOTAL					
NUMBER	NET TONS	CARGO TONS	NUMBER	NET TONS	CARGO TONS	NUMBER	NET TONS	CARGO TONS	NUMBER	NET TONS	CARGO TONS			
NOMBRE	TONNES NET	TONNES CAR.	NOMBRE	TONNES NET	TONNES CAR.	NOMBRE	TONNES NET	TONNES CAR.	NOMBRE	TONNES NET	TONNES CAR.			
U.S. VIRGIN IS									I. VIERGES E-U					
A			1	71					1	71	A			
D			1	71					1	71	D			
CANADA									CANADA					
A	1,798	4,791,178	7,180,915	2,442	18,013,691	21,089,231	3,282	3,146,460	1,558,094	7,522	25,951,329	29,828,240	A	
D	2,172	7,863,244	14,991,767	2,099	15,201,052	6,378,717	3,238	3,166,998	3,001,071	7,509	26,231,294	24,371,555	D	
ST. PIERRE-MIQ.									ST-PIERRE-MIQ.					
A	360	85,679	635						360	85,679	635	A		
D	360	85,679	11,779						360	85,679	11,779	D		
UNITED STATES									ETATS-UNIS					
A	337	1,030,238	750,512	922	1,533,600	464,881	1,445	3,196,405	494,142	2,704	5,760,243	1,709,535	A	
D	345	1,059,332	1,204,404	916	1,505,504	2,402,219	1,440	3,189,452	851,067	2,701	5,754,288	4,457,690	D	
GRAND TOTALS									TOTAL GLOBAL					
A	11,083	63,814,928	44,080,389	4,295	23,733,844	23,589,064	8,058	33,918,056	5,038,770	23,436	121,466,828	72,708,223	A	
D	11,640	67,654,559	74,578,461	3,924	20,755,205	10,866,759	8,091	34,589,567	38,492,084	23,655	122,999,331	123,937,304	D	



APPENDIX - A - APPENDICE

Number and Registered Net Tonnage of, and Tons of Cargo Unloaded and Loaded by Vessels Arrived at and Departed from Canadian Ports in International Seaborne Shipping 1925 - 1973

Entrées et départs, chargements, et déchargements de navires en commerce du transport maritime international et tonnage net de registre aux ports canadiens, 1925 - 1973

	Arrived - Entrées			Departed - Départs		
	Vessels - Navires		Cargo unloaded - Cargaisons déchargées	Vessels - Navires		Cargo loaded - Cargaisons chargées
	Number - Nombre	Registered net tons - Jauge nette au registre		Number - Nombre	Registered net tons - Jauge nette au registre	
Year ended March 31 - Année finissant le 31 mars:						
1925	66,848	38,086,484	4,410,225	67,431	39,852,567	11,446,037
1926	47,225	37,314,819	6,351,872	48,409	38,292,008	12,550,049
1927	51,258	38,086,377	5,856,591	51,549	39,244,282	13,416,550
1928	55,976	40,986,479	7,024,759	56,545	42,817,318	15,666,843
1929	59,851	46,451,909	7,155,130	61,332	47,283,318	18,044,626
1930	76,325	44,706,351	8,471,107	77,485	44,732,438	12,293,589
1931	61,400	45,834,452	7,814,115	61,686	45,077,424	10,841,436
1932	54,439	42,219,423	6,820,915	54,870	41,215,974	10,699,016
1933	49,329	37,758,443	6,570,607	40,107	38,514,032	11,802,594
1934	47,829	40,928,513	7,667,915	48,564	41,696,859	11,216,873
1935	48,362	43,285,141	9,099,787	48,658	43,149,678	11,205,726
1936	52,383	43,367,773	10,025,922	52,753	44,155,734	12,296,678
1937	56,972	46,709,186	11,142,357	57,895	47,877,560	25,791,269
1938	42,582	45,603,055	12,698,849	43,317	45,766,211	13,822,060
1939	43,601	44,775,116	10,422,537	45,513	47,052,371	17,267,794
1940	46,241	46,666,396	11,065,128	47,411	48,696,321	16,708,368
1941	25,122	32,579,900	26,966,260	26,582	34,889,700	19,280,390
Year ended December 31 - Année finissant le 31 décembre:						
1941	26,293	31,452,400	29,898,940	27,058	33,313,400	17,462,110
1942	24,066	25,640,763	27,106,229	25,121	27,812,332	13,624,322
1943	22,901	26,345,562	27,863,754	23,530	28,504,987	16,524,137
1944	23,786	28,356,681	27,656,003	24,892	30,853,811	18,955,983
1945	24,431	29,655,984	24,529,346	26,374	33,511,617	22,333,887
1946	26,461	30,367,071	26,440,236	28,004	34,144,608	19,272,394
1947	27,868	35,926,095	32,851,254	29,776	40,784,955	21,706,754
1948	31,138	39,443,055	36,844,187	33,511	44,329,334	20,440,955
1949 ¹	30,565	40,088,377	28,319,334	32,562	44,256,743	22,441,732
1950	31,420	42,816,949	36,961,181	33,503	47,340,150	21,227,930
1951	32,304	47,508,342	38,269,394	34,561	52,750,461	27,279,799
1952	33,783	52,156,098	38,756,060	33,908	53,023,949	32,564,915
1953	34,400	56,589,078	38,691,877	37,146	61,962,634	32,202,205
1954	34,079	54,767,687	32,274,166	36,227	59,578,143	30,730,355
1955	34,432	58,018,365	35,880,782	35,426	60,306,168	39,502,714
1956	35,315	63,105,100	40,554,312	37,273	67,415,232	49,373,132
1957	35,357	66,160,527	38,818,102	37,278	68,833,162	49,095,493
1958	30,710	57,738,034	31,133,694	32,145	60,077,872	40,298,882
1959	33,251	67,526,464	34,554,388	34,728	70,583,802	50,455,303
1960	33,397	74,805,070	39,094,315	34,776	77,675,892	50,554,086
1961	31,832	77,140,524	39,187,355	33,045	79,846,741	53,760,748
1962 ²	30,269	81,942,501	41,885,319	31,421	84,043,899	60,269,779
1963	29,169	87,385,238	46,208,223	29,847	88,203,823	68,377,888
1964	29,809	92,799,912	47,578,260	30,685	96,010,491	83,510,707
1965	28,792	98,128,231	53,644,740	29,734	101,325,918	82,145,421
1966	28,871	99,852,760	53,020,249	29,665	102,317,319	83,987,072
1967	27,025	97,488,757	50,234,931	27,696	99,952,942	80,025,191
1968	26,761	102,055,092	54,129,869	27,237	102,721,574	86,711,306
1969	25,082	98,632,758	57,040,831	25,479	98,758,177	77,637,819
1970	25,384	108,575,133	58,781,126	25,888	109,045,607	105,608,960
1971	24,970	114,252,881	60,857,110	25,269	114,308,154	105,697,016
1972	24,771	121,535,914	68,360,673	24,967	121,840,084	109,115,679
1973	23,436	121,466,828	72,708,223	23,655	122,999,331	123,937,304

¹ Data for Newfoundland included from April 1, 1949. - Y compris les données pour Terre-Neuve à partir du 1^{er} avril 1949.

² Prior to 1962 fishing vessels are included. - Avant 1962 les bateaux de pêche inclus.

Note: Cargo data for years 1925 - 1940 exclude Canada - United States trade via the Great Lakes. - Nota: Les données de cargaison pour les années 1925 - 1940 exclus le commerce entre les États-Unis et le Canada dans les Grand Lacs.

APPENDIX - B - APPENDICE

List of Countries and Geographic Areas

Liste des pays et des régions

WESTERN EUROPE

Commonwealth countries

United Kingdom
Gibraltar
Malta and Gozo

Other countries

Austria
Belgium and Luxembourg
Denmark
Finland
France - Atlantic
France - Mediterranean
Germany, Federal Republic
Greece
Iceland
Ireland
Italy
Netherlands
Norway
Portugal
Spain
Sweden
Switzerland

EUROPE OCCIDENTALE

Pays du Commonwealth

Royaume-Uni
Gibraltar
Malte et Gozzo

Autres pays

Autriche
Belgique et Luxembourg
Danemark
Finlande
France - Atlantique
France - Méditerranéenne
République fédérale d'Allemagne
Grèce
Islande
Irlande
Italie
Pays-Bas
Norvège
Portugal
Espagne
Suède
Suisse

EASTERN EUROPE

Albania
Bulgaria
Czechoslovakia
Germany, East
Hungary
Poland
Roumania
U.S.S.R. - Europe
Yugoslavia

EUROPE ORIENTALE

Albanie
Bulgarie
Tchécoslovaquie
Allemagne
Hongrie
Pologne
Roumanie
U.R.S.S. - Europe
Yougoslavie

MIDDLE EAST

Commonwealth countries

Aden
Bahrain
Cyprus
Qatar
British Middle East n.e.s.

Other countries

Ethiopia
Iran
Iraq
Israel
Jordan
Kuwait
Lebanon
Libya
Saudi Arabia
Somalia
Sudan
Turkey
Egypt
Syria

MOYEN-ORIENT

Pays du Commonwealth

Aden
Bahrein
Chypre
Qatar
Moyen-Orient britannique n.d.a.

Autres pays

Éthiopie
Iran
Irak
Israël
Jordanie
Koweït
Liban
Libye
Arabie Saoudite
Somalie
Soudan
Turquie
R.A.U. - Égypte
Syrie

List of Countries and Geographic Areas - Continued

Liste des pays et des régions - suite

OTHER AFRICA

AUTRES PAYS d'AFRIQUE

Commonwealth and Preferential countries

Pays du Commonwealth et préférentiel

Gambia
Ghana
Kenya
Malawi
Mauritius and Dependencies
Nigeria
Rhodesia
Sierra Leone
Tanzania
Uganda
Republic of South Africa
Zambia
British Africa, n.e.s.

Gambie
Ghana
Kenya
Malawi
Maurice (île) et dépendances
Nigéria
Rhodésie
Sierra Leone
Tanzanie
Ouganda
République sud-africaine
Zambie
Afrique du Commonwealth n.d.a.

Other countries

Autres pays

Algeria
Angola
Cameroun Republic
Zaire
Dahomey
French Africa, n.e.s.
Gabon Republic
Guinea
Ivory Coast Republic
Liberia
Malagasy Republic
Morocco
Mozambique
Portuguese Africa, n.e.s.
Senegal
Spanish Africa
Togo
Tunisia

Algérie
Angola
République du Cameroun
Zaire
Dahomey
Afrique française, n.d.a.
République de Gabon
Guinée
Côte-d'Ivoire
Libéria
République Malgache
Maroc
Mozambique
Afrique portugaise, n.d.a.
Sénégal
Afrique espagnole
Togo
Tunisie

OTHER ASIA

AUTRES PAYS d'ASIE

Commonwealth countries

Pays du Commonwealth

Bangladesh
Sri Lanka (Ceylon)
Hong Kong
India
Malaysia
Pakistan
Singapore

Bangladesh
Sri Lanka (Ceylan)
Hong-Kong
Inde
Malaisie
Pakistan
Singapour

Other countries

Autres pays

Afghanistan
Burma
Cambodia and Laos
People's Republic of China
Indonesia
Japan
North Korea
South Korea
Philippines
Portuguese Asia
Taiwan
Thailand
U.S.S.R. - Pacific
North Viet-Nam
South Viet-Nam

Afghanistan
Birmanie
Cambodge et Laos
République populaire de Chine
Indonésie
Japon
Corée du Nord
Corée du Sud
Philippines
Asie portugaise
Taiwan
Thaïlande
U.R.S.S. (Pacifique)
Viet-Nam du Nord
Viet-Nam du Sud

List of Countries and Geographic Areas - Continued

Liste des pays et des régions - suite

OCEANIA

Commonwealth countries

Australia
Fiji
New Zealand
British Oceania, n.e.s.

Other countries

French Oceania
United States Oceania

OCÉANIE

Pays du Commonwealth

Australie
Fidji
Nouvelle-Zélande
Océanie britannique n.d.a.

Autres pays

Océanie française
Océanie des États-Unis

SOUTH AMERICA

Commonwealth countries

Falkland Islands
Guyana

Other countries

Argentina
Bolivia
Brazil
Chile
Colombia
Ecuador
French Guiana
Paraguay
Peru
Surinam
Uruguay
Venezuela

AMÉRIQUE du SUD

Pays du Commonwealth

Îles Falkland
Guyane

Autres pays

Argentine
Bolivie
Brésil
Chili
Colombie
Équateur
Guyane française
Paraguay
Pérou
Surinam
Uruguay
Vénézuéla

CENTRAL AMERICA and ANTILLES

Commonwealth countries

Bahamas
Bermuda
British Honduras
Barbados
Jamaica
Leeward and Windward Islands
Trinidad and Tobago

Other countries

Costa Rica
Cuba
Dominican Republic
El Salvador
French West Indies
Guatemala
Haiti (Republic)
Honduras
Mexico
Netherlands Antilles
Nicaragua
Panama
Puerto-Rico
United States Virgin Islands

AMÉRIQUE CENTRALE et ANTILLES

Pays du Commonwealth

Îles Bahamas
Bermudes
Honduras britannique
Barbade
Jamaïque
Îles sous-le-Vent et du Vent
Trinidad et Tobago

Autres pays

Costa-Rica
Cuba
République Dominicaine
Salvador
Antilles françaises
Guatemala
République d'Haïti
Honduras
Mexique
Antilles néerlandaises
Nicaragua
Panama
Porto-Rico
Îles Vierges (État-Unis)

List of Countries and Geographic Areas - Continued

Liste des pays et des régions - suite

NORTH AMERICA

Canada
Greenland
St. Pierre and Miquelon

United States Ports

Hawaii

Ketchikan, Alaska
Skagway, Alaska
Other Alaska ports

Anacortes, Wash.
Bellingham, Wash.
Everett, Wash.
Friday Harbour, Wash.
Long Beach, Cal.
Los Angeles, Cal.
Port Angeles, Cal.
Portland, Oreg.
Port Townsend, Wash.
San Francisco, Cal.
Seattle, Wash.
Tacoma, Wash.
Other U.S. Pacific ports

Ashland, Wisc.
Allouez, Mich.
Duluth, Min.
Marquette, Mich.
Silver Bay, Min.
Superior, Wisc.
Taconite, Min.
Other U.S. Lake Superior ports

Bay City, Mich.
Calcite, Mich.
Drummond Island, Mich.
Saginaw, Mich.
Stoneport, Mich.
Other U.S. Lake Huron ports

Buffington Harbour, Ind.
Calumet Harbour, Ind.
Chicago, Ill.
Escanaba, Mich.
Gary, Ind.
Grand Haven, Mich.
Indiana Harbour, Ind. (incl. Whiting & East Chicago)
Ludington, Mich.
Milwaukee, Wisc.
Muskegon, Mich.
Other U.S. Lake Michigan ports

Detroit, Mich.
Trenton, Mich.
Other U.S. Lake St. Clair & St. Clair River ports

Ashtabula, Ohio
Buffalo, N.Y.
Cleveland, Ohio
Conneaut, Ohio
Erie, Pa.
Fairport, Ohio

AMÉRIQUE du NORD

Canada
Groënland
Saint-Pierre-et-Miquelon

Ports des États-Unis

Hawaiï

Ketchikan, Alaska
Skagway, Alaska
Autres ports d'Alaska

Anacortes, Wash.
Bellingham, Wash.
Everett, Wash.
Friday Harbour, Wash.
Long Beach, Cal.
Los Angeles, Cal.
Port Angeles, Cal.
Portland, Oreg.
Port Townsend, Wash.
San Francisco, Cal.
Seattle, Wash.
Tacoma, Wash.
Autres ports du Pacifique (É.-U.)

Ashland, Wisc.
Allouez, Mich.
Duluth, Min.
Marquette, Mich.
Silver Bay, Min.
Superior, Wisc.
Taconite, Min.
Autres ports du lac Supérieure (É.-U.)

Bay City, Mich.
Calcite, Mich.
Drummond Island, Mich.
Saginaw, Mich.
Stoneport, Mich.
Autres ports du lac Huron (É.-U.)

Buffington Harbour, Ind.
Calumet Harbour, Ind.
Chicago, Ill.
Escanaba, Mich.
Gary, Ind.
Grand Haven, Mich.
Indiana Harbour, Ind. (Whiting & East Chicago inclus)
Ludington, Mich.
Milwaukee, Wisc.
Muskegon, Mich.
Autres ports du lac Michigan (É.-U.)

Détroit, Mich.
Trenton, Mich.
Autres ports du lac St. Clair et de la rivière St. Clair

Ashtabula, Ohio
Buffalo, N.Y.
Cleveland, Ohio
Conneaut, Ohio
Érié, Pa.
Fairport, Ohio

List of Countries and Geographic Areas - Concluded

NORTH AMERICA - Concluded

United States Ports - Concluded

Huron, Ohio
Lackawana, N.Y.
Lorain, Ohio
Marblehead, Ohio
Sandusky, Ohio
Toledo, Ohio
Other U.S. Lake Erie ports

Oswego, N.Y.
Rochester, N.Y.
Sodus Point, N.Y.
Other U.S. Lake Ontario ports

Ogdensburg, N.Y.
New York Barge Canal ports
Other U.S. St. Lawrence River ports

Baltimore, Md.
Boston, Mass.
Brunswick, Ga.
Burlington, N.J.
Burnside, La.
Camden, N.J.
Corpus Christi, Texas
Edgewater, N.J.
Houston, Texas
Jacksonville, Fla.
Mobile, Ala.
Morrisville, Pa.
New Haven, Conn.
New Orleans, La.
New York, N.Y.
Newport News, Va.
Norfolk, Va.
Philadelphia, Pa.
Port Newark, N.J.
Portsmouth, Va.
Savannah, Ga.
Tampa, Fla.
Wilmington, Del.
Other U.S. East Coast and Gulf ports
Hudson River ports

Liste des pays et des régions - fin

AMÉRIQUE du NORD - fin

Ports des États-Unis - fin

Huron, Ohio
Lackawana, N.Y.
Lorain, Ohio
Marblehead, Ohio
Sandusky, Ohio
Toledo, Ohio
Autres ports du lac Érié (É.-U.)

Oswego, N.Y.
Rochester, N.Y.
Sodus Point, N.Y.
Autres ports du lac Ontario (É.-U.)

Ogdensburg, N.Y.
Ports de la voie maritime de New York
Autres ports du St. Laurent (É.-U.)

Baltimore, Md.
Boston, Mass.
Brunswick, Ga.
Burlington, N.J.
Burnside, La.
Camden, N.J.
Corpus Christi, Texas
Edgewater, N.J.
Houston, Texas
Jacksonville, Fla.
Mobile, Ala.
Morrisville, Pa.
New Haven, Conn.
New Orleans, La.
New York, N.Y.
Newport News, Va.
Norfolk, Va.
Philadelphia, Pa.
Port Newark, N.J.
Portsmouth, Va.
Savannah, Ga.
Tampa, Fla.
Wilmington, Del.
Autres ports de la côte est et du Golfe (É.-U.)
Ports de la rivière Hudson

APPENDIX - C - APPENDICE

List of Commodities

Marchandise

LIVE ANIMALS

Cattle
Live animals, n.e.s.

ANIMAUX VIVANTS

Bovins
Animaux vivants, n.d.a.

FOOD, FEED, BEVERAGES AND TOBACCO

Meat and Meat Preparations

Meat, fresh, chilled or frozen
Meat, cured
Meat and meat preparations, n.e.s.

ALIMENTS, ALIMENTS POUR ANIMAUX, BOISSONS ET TABACS

Viandes et préparations de viande

Viandes fraîches, refroidies ou congelées
Viandes salées ou fumées
Viandes et préparations de viande, n.d.a.

Fish and Marine Animals

Fish, fresh, chilled or frozen
Fish, smoked, salted, dried or pickled
Fish, canned
Lobster
Shell fish, n.e.s.; meat of marine animals; and other fishery foods and feeds

Poisson et animaux marins

Poisson frais, refroidi ou congelé
Poisson fumé, salé, séché ou mariné
Poisson, en boîtes
Homard
Coquillages, n.d.a.; viande d'animaux marins; et autres aliments de poisson et aliments de poisson pour animaux

Dairy Produce, Eggs and Honey

Butter
Cheese
Milk powder
Dairy produce, n.e.s.; eggs and honey

Produits laitiers, oeufs et miel

Beurre
Fromage
Lait en poudre
Produits laitiers, n.d.a.; oeufs et miel

Grain, Flour, Meal and Cereal Preparations

Barley
Corn
Oats
Rye
Wheat
Cereals, unmilled, n.e.s.
Corn meal and flour
Corn starch
Malt and malt flour
Wheat flour
Cereals, milled, n.e.s.
Bakery products, incl. those frozen

Macaroni and cereal products, and farinaceous substances and flour for use as food

Céréales, farine, et préparations de céréales

Orge
Maïs
Avoine
Seigle
Blé
Céréales, non moulues, n.d.a.
Semoule et farine de maïs
Fécule de maïs
Malt et farine de malt
Farine de blé
Céréales moulues, n.d.a.
Produits de boulangerie, y compris produits congelés
Pâtes alimentaires et produits céréaliers, substances farineuses et farine utilisées comme aliments

Fruits and Fruit Preparations

Apples (incl. crab-apples)
Bananas and plantains
Fresh or chilled fruits and berries, n.e.s.
Frozen fruits and berries
Dried and dehydrated fruits
Fruit juices, unfermented, not concentrated, and fruit juice concentrates
Fruit pulp and purée (not canned)
Fruits, preserved, not canned, n.e.s.
Fruits and preparations, canned (exc. infant foods)

Fruits et préparations de fruits

Pommes (y compris pommettes)
Bananes et bananes des Antilles
Baies et fruits frais ou refroidis, n.d.a.
Baies et fruits congelés
Fruits séchés ou déshydratés
Jus de fruits, non fermentés, non concentrés et concentrés de jus de fruits
Pulpe et purée de fruits (non en boîtes)
Fruits, conservés, mais non en boîtes, n.d.a.
Fruits et préparations, en boîtes (sauf aliments pour bébés)

List of Commodities -- Continued

FOOD, FEED, BEVERAGES AND TOBACCO -

Concluded:

Nuts, Except Oil Nuts

Peanuts, roasted or otherwise prepared
Nuts, except oil nuts, n.e.s.

Vegetables and Vegetable Preparations

Potatoes
Vegetables, fresh or chilled, n.e.s.
Vegetables, frozen
Vegetables, dried
Vegetables and vegetable preparations, n.e.s.

Sugar and Sugar Preparations

Raw sugar
Sugar, n.e.s.
Molasses, crude
Molasses, refined
Syrup
Sugar preparations (incl. confectionery)

Cocoa, Coffee, Tea and Spices

Cocoa and chocolate
Coffee
Tea
Spices
Vinegar

Margarine, Shortening and Lard

Margarine and similar products
Shortening
Lard

Miscellaneous Foods, Food Materials and Food Preparations

Sausage skins or casings
Miscellaneous foods, food materials and food preparations, n.e.s.

Fodder and Feed, Except Unmilled Cereals

Hay, forage and straw
Hulls, screenings, chaff and scourings
Wheat bran, shorts and middlings
Ground cereals and by-products, n.e.s.
Cottonseed oil meal and cake
Soyabean oil meal and cake
Oil seed meals and cake, n.e.s.
Brewers' and distillers' grains and solubles
Feeds of vegetable origin, n.e.s.
Feeds of animal origin
Concentrated and complete feeds

Beverages

Non-alcoholic beverages
Ale, beer, stout and porter
Wines
Fermented alcoholic beverages, n.e.s.
Distilled alcoholic beverages

Tobacco

Cigarettes
Tobacco, n.e.s.

Marchandise -- suite

ALIMENTS, ALIMENTS POUR ANIMAUX, BOISSONS ET TABACS -- fin:

Noix, sauf noix oléagineuses

Cacahuètes, grillées ou autrement préparées
Noix, sauf noix oléagineuses, n.d.a.

Légumes et préparations de légumes

Pommes de terre
Légumes, frais ou refroidis, n.d.a.
Légumes, congelés
Légumes, séchés
Légumes et préparations de légumes, n.d.a.

Sucre et préparations à base de sucre

Sucre brut
Sucre, n.d.a.
Mélasse, brute
Mélasse, raffinée
Sirop
Préparations à base de sucre (y compris confiserie)

Cacao, café, thé et épices

Cacao et chocolat
Café
Thé
Épices
Vinaigre

Margarine, shortening et saindoux

Margarine et produits semblables
Shortening
Saindoux

Aliments divers, matières nutritives et préparations alimentaires

Enveloppes et boyaux à saucisses
Aliments divers, matières nutritives et préparations alimentaires, n.d.a.

Fourrage et aliments pour animaux, sauf céréales non moulues

Foin, fourrages et paille
Écalures, criblures, rebuts et impuretés
Son, remoulage et issues de blé
Céréales moulues et sous-produits, n.d.a.
Tourteau et farine de graine de coton
Tourteau et farine de graine de soya
Tourteau de farine de graine oléagineuses, n.d.a.
Grains et solubles de brasserie et de distillerie
Aliments pour animaux d'origine végétale, n.d.a.
Aliments pour animaux d'origine animale
Aliments pour animaux concentrés et complets

Boissons

Boissons non alcooliques
Ale, bière, porter et stout
Vins
Boissons alcooliques fermentées, n.d.a.
Boissons alcooliques distillées

Tabacs

Cigarettes
Tabacs, n.d.a.

List of Commodities - Continued

Marchandise - suite

CRUDE MATERIALS, INEDIBLE

Crude Animal Products, Inedible (Except Fibres)

Raw hides and skins and undressed fur skins
Crude animal products, inedible (except fibres),
n.e.s.

Crude Vegetable Products, Inedible (Except Tobacco, Fibres and Wood)

Seeds for sowing, n.e.s.
Flaxseed
Mustard seed
Rapeseed
Soya beans
Oil seeds, oil nuts and oil kernels, n.e.s.
Nursery and greenhouse stock and related materials
Rubber and allied gums, natural, and natural gums and resins
Crude vegetable products, inedible (except tobacco, fibres and wood), n.e.s.

Crude Wood Materials

Logs
Bolts and round timber
Pulpwood
Crude wood materials, n.e.s.

Textile and Related Fibres (Including Waste)

Wool and fine animal hair suitable for spinning
Textile and related fibres (including waste),
n.e.s.

Metallic Ores, Concentrates, Scrap Metals and By-Products (Alternative Classification)

Alumina and bauxite ore
Copper ore and concentrates and matte and precipitates
Iron ore, crude, and concentrates, calcined, roasted or treated
Lead ore and concentrates
Manganese ore
Nickel-copper ore, nickel-copper matte or speiss, and nickel concentrates
Titanium ore
Zinc ore and concentrates
Ores, concentrates and precipitates, n.e.s.
Iron and steel scrap
Non-ferrous and precious metal scrap
Slags, drosses and other by-products

Coal, Crude Petroleum and Related Crude Products

Coal, bituminous, sub-bituminous, and lignite
Coal, n.e.s.
Crude petroleum, petroleum tops and natural gasoline
Crude petroleum, Canadian
Natural gas and other crude bituminous substances

MATIÈRES BRUTES NON COMESTIBLES

Produits bruts d'origine animale, non comestibles (sauf fibres)

Peaux et cuirs bruts et pelleteries non apprêtées
Produits bruts d'origine animale, non comestibles (sauf fibres), n.d.a.

Produits bruts d'origine végétale, non comestibles (sauf tabacs, fibres et bois)

Graines de semence, n.d.a.
Graine de lin
Graine de moutarde
Graine de colza
Fèves de soya
Graines, noix et amandes oléagineuses, n.d.a.
Produits de pépinière et de culture de serre et matières connexes
Caoutchouc et gommes semblables, naturels et gommes et résines naturelles
Produits bruts d'origine végétale, non comestibles (sauf tabacs, fibres et bois), n.d.a.

Matières en bois brut

Billes
Billots et bois ronds
Bois à pâte
Matières en bois brut, n.d.a.

Textiles et fibres connexes (y compris déchets)

Laine et poil fin d'animal pouvant être filés
Textiles et fibres connexes (y compris déchets),
n.d.a.

Minerais de métaux, concentrés, déchets de métaux et sous-produits (1re possibilité de classification)

Alumine et minerai de bauxite
Minerai, concentrés, matte et précipités de cuivre

Minerai de fer brut et concentrés calcinés, grillés ou traités
Minerai et concentrés de plomb
Minerai de manganèse
Minerai de nickel et de cuivre, matte ou speiss de nickel et de cuivre et concentrés de nickel
Minerai de titane
Minerai et concentrés de zinc
Minerais, concentrés et précipités, n.d.a.
Déchets de fer et d'acier
Déchets de métaux non ferreux et précieux
Scories, crasses et autres sous-produits

Charbon, pétrole brut et produits bruts connexes

Charbon bitumineux, sous-bitumineux et lignite
Charbon, n.d.a.
Pétrole brut, produits de tête et essence naturelle

Pétrole brut, canadien
Gaz naturel et autres substances bitumineuses brutes

List of Commodities - Continued

Marchandise - suite

CRUDE MATERIALS, INEDIBLE - Concluded:

Crude Non-metallic Minerals (Except Coal and Petroleum)

Asbestos, unmanufactured, crude and fibre
Bentonite
China clay
Dolomite
Clay and other crude refractory materials, n.e.s.
Sand and gravel
Limestone
Crushed stone, incl. stone refuse (exc. limestone flux and crushed limestone)
Stone, crude, n.e.s.
Water and ice
Barytes, natural
Fluorspar
Gypsum
Phosphate rock
Salt
Sulphur in ores, crude and refined (exc. pharmaceutical grade)
Crude non-metallic minerals (except coal and petroleum), n.e.s.

Waste and Scrap Materials, n.e.s.

Cotton and textile rags and waste
Hogged fuel (wood)
Waste and scrap materials, n.e.s.

FABRICATED MATERIALS, INEDIBLE

Leather

Leather
Furs, dressed
Rubber fabricated materials

Wood Fabricated Materials

Lumber and timber
Flooring
Railway ties
Shingles and shakes
Lath of wood
Other sawmill products, n.e.s.
Veneer, plywood and wood building boards
Cooperage stock and box, crate and package
shook
Wood fabricated materials, n.e.s.

Pulp

Pulp

Paper and Paperboard

Newsprint paper
Paper, n.e.s.
Paperboard
Building paper and building board (exc. wood, plastic and gypsum board)
Wet machine board and converted paper

Textile Fabricated Materials

Cordage, twine and rope (exc. braided cords and threads)
Jute broad woven fabrics
Textile fabricated materials, n.e.s.

MATIÈRES BRUTES NON COMESTIBLES - fin:

Minéraux bruts non métalliques (sauf charbon et pétrole)

Amiante, non fabriqué, brut et en fibres
Bentonite
Kaolin
Dolomite
Argile et autres matières réfractaires brutes, n.d.a.
Sable et gravier
Pierre à chaux
Pierre concassée, y compris rebuts de pierre (non compris castine et pierre à chaux concassée)
Pierre brute, n.d.a.
Eau et glace
Barytine, naturelle
Fluorine
Gypse
Roche phosphatée
Sel
Soufre dans les minerais, brut ou raffiné (sauf qualité pharmaceutique)
Minéraux bruts non métalliques (sauf charbon et pétrole), n.d.a.

Matières de rebut et déchets, n.d.a.

Chiffons et déchets de textile et de coton
Bois débité en copeaux (combustible)
Matières de rebut et de déchet, n.d.a.

MATIÈRES TRAVAILLÉES, NON COMESTIBLES

Cuir

Cuir
Fourrures apprêtées
Demi-produits en caoutchouc

Demi-produits en bois

Bois d'oeuvre et bois de construction
Revêtements de parquetage
Traverses de voie ferrée
Bardeaux et bardeaux fendus
Lattes de bois
Autres sciages, n.d.a.
Placage, contreplaqué et planches de construction
Demi-produits de tonnellerie et planchages à boîtes, cageots et emballages
Demi-produits en bois, n.d.a.

Pâte

Pâte

Papier et carton

Papier journal
Papier, n.d.a.
Carton
Plaques de construction, papier et carton (sauf planches en bois, en plastique ou en gypse)
Carton en pâte pressé et papier transformé

Ouvrages en matières textiles

Cordage, ficelle et corde (sauf cordes tressées et fils)
Tissus de jute larges
Ouvrages en matières textiles, n.d.a.

List of Commodities - Continued

Marchandise - suite

FABRICATED MATERIALS, INEDIBLE -

Continued:

**Oils, Fats, Waxes, Extracts and Derivatives,
Animal and Vegetable**

Animal oils and fats (exc. marine)

Fish and marine animal oils

Soyabean oil

Vegetable oils and fats, exc. essential oils,
n.e.s.

Oils, fats, waxes, extracts and derivatives,
animal and vegetable, n.e.s.

Chemicals and Related Products

Sulphuric acid (incl. oleum)

Metallic salts and peroxy salts, of inorganic
acids

Inorganic chemicals, n.e.s.

Glycol

Organic chemicals, n.e.s.

Explosives, fuses and caps

Potash

Fertilizers and fertilizer materials, n.e.s.

Agricultural chemicals, formulated (crop and
seed treatments and herbicides); other insecti-
cides and rodenticides; and adhesives

Synthetic rubber (incl. rubber compounds and
reclaimed rubber)

Plastic materials, not shaped, and plastics
basic shapes and forms

Dyestuffs (exc. dyeing extracts); pigments,
lakes and toners (exc. those in chemicals);
and paints and related products

Chemical specialties, industrial, n.e.s.

Petroleum and Coal Products

Gasoline

Fuel oil

Lubricating oils and greases

Coke of petroleum and coal

Asphalts and road oils

Coal tar and coal pitch

Petroleum and coal products, n.e.s.

Iron and Steel and Alloys

Ferro-alloys

Pig iron

Primary iron and steel, n.e.s.

Castings and forgings (exc. pipes and fittings)

Bars and rods, steel

Plate, sheet and strip, steel

Structural shapes and sheet piling

Rails and railway track material

Pipes and tubes, iron and steel (exc. fittings
and finished electrical conduit and tubing)

Wire (incl. wire rope)

Non-Ferrous Metals

Aluminum (including alloys)

Copper and alloys

Lead and alloys

Nickel and alloys

Zinc and alloys

Non-ferrous metals, n.e.s.

MATIÈRES TRAVAILLÉES, NON COMESTIBLES -

suite:

**Huiles, matières grasses, cires, extraits et dérivés
d'origine animale et végétale**

Huiles et matières grasses d'origine animale
(sauf marine)

Huiles de poissons et d'animaux marins

Huile de soya

Huiles et matières grasses végétales, sauf huiles
essentielles, n.d.a.

Huiles, matières grasses, cires, extraits et dérivés
d'origine animale et végétale, n.d.a.

Produits chimiques et produits connexes

Acide sulfurique (y compris oleum)

Sels métalliques et persels d'acides inorganiques

Produits chimiques inorganiques, n.d.a.

Glycol

Produits chimiques organiques, n.d.a.

Explosifs, mèches et amorces

Muriate de potassium (potasse)

Engrais et matières fertilisantes, n.d.a.

Produits chimiques agricoles, formulés (produits
pour cultures et semences et herbicides); autres
insecticides et rodenticides; et adhésifs

Caoutchouc synthétique (y compris composés de
caoutchouc et caoutchouc régénéré)

Matières plastiques non façonnées et formes
élémentaires de matières plastiques

Matières colorantes (sauf extraits colorants); pig-
ments, laques et tonifiants (sauf ceux des
produits chimiques); et peintures et produits
connexes

Produits chimiques industriels, spéciaux, n.d.a.

Dérives du pétrole et du charbon

Essence

Mazout

Graisses et huiles lubrifiantes

Coke de pétrole et de charbon

Asphalte et bitume liquide

Goudron et brai de houille

Dérivés du pétrole et du charbon, n.d.a.

Fer et acier et alliages

Ferro-alliages

Fonte brute

Acier et fer primaire, n.d.a.

Pièces moulées et forgées (sauf tuyaux et raccords)

Barres et tiges en acier

Tôle, feuilles et feuillets en acier

Profilés de construction et palplanches

Rails et matériaux de voie ferrée

Tuyaux et tubes en fer et en acier (sauf les rac-
cords, les tubes et les conduits électriques
finis)

Fil métallique (y compris cordage)

Métaux non ferreux

Aluminium (y compris alliages)

Cuivre et alliages

Plomb et alliages

Nickel et alliages

Zinc et alliages

Métaux non ferreux, n.d.a.

List of Commodities - Concluded

FABRICATED MATERIALS, INEDIBLE -

Concluded:

Metal Fabricated Basic Products

Metal fabricated basic products

Non-metallic Mineral Basic Products

Building brick, clay
Drain tiles, sewer pipes and fittings
Bricks, tiles (clay) and refractories, n.e.s.

Glass basic products
Asbestos and asbestos-cement basic products
Cement
Cement and concrete basic products, n.e.s.
Lime
Non-metallic mineral basic products, n.e.s.

Miscellaneous Fabricated Materials

Miscellaneous fabricated materials

END PRODUCTS, INEDIBLE

Machinery

Tractors
Machinery, n.e.s.

Transportation and Communication Equipment

Railway rolling stock
Passenger automobiles and chassis
Buses and chassis
Trucks, truck chassis and truck tractors, commercial
Military motor vehicles and trailers (exc. tanks)
Motor vehicle engines, accessories, parts and assemblies
Road motor vehicles, n.e.s.
Ships and boats; aircraft; and miscellaneous vehicles (incl. parts and accessories)
Rubber tires and tubes

Equipment

Equipment

Personal and Household Goods

Personal and household goods

Miscellaneous

Firearms, weapons and ammunition
Containers and closures
Miscellaneous end products, inedible, n.e.s.
General Cargo
Containerized freight

Marchandise - fin

MATIÈRES TRAVAILLÉES, NON COMESTIBLES -

fin:

Ouvrages de base en métal

Ouvrages de base en métal

Produits minéraux non métalliques de base

Briques à bâtir en argile
Tuiles de drainage, tuyaux d'égout et raccords
Briques, tuiles (argile) et matières réfractaires, n.d.a.
Ouvrages de base en verre
Produits de base en amiante et en amiante-ciment
Ciment
Produits de base en ciment et en béton, n.d.a.
Chaux
Produits minéraux non métalliques de base, n.d.a.

Divers ouvrages

Divers ouvrages

PRODUITS TERMINAUX NON COMESTIBLES

Machinerie

Tracteurs
Machinerie, n.d.a.

Matériel de transport et de communications

Matériel roulant de chemin de fer
Voitures particulières et châssis
Autobus et châssis
Camions, châssis de camion et tracteurs, commerciaux
Véhicules militaires, etc., sauf chars d'assaut (canaux seulement)
Moteurs, accessoires, pièces et pièces assemblées pour véhicules automobiles
Véhicules automobiles pour routes, n.d.a.
Navires et bateaux; avions; et divers véhicules (y compris pièces et accessoires)
Pneus et chambres à air en caoutchouc

Matériel

Matériel

Articles de soins personnels et articles ménagers

Articles de soins personnels et articles de ménage

Divers

Armes à feu, armes et munitions
Conteneurs et fermetures
Divers produits terminaux non comestibles, n.d.a.
Marchandises diverses
Fret conteneurisé

Bulletins publiés par la
Division des transports et des communications
traitant du
TRANSPORT PAR EAU

Catalogue

Périodiques

54-002 Statistiques Maritimes, M., Bil.

Annuels

54-202 Transport maritime: Partie I, Transport maritime international (par pays), Bil.

54-203 Transport maritime: Partie II, Transport maritime international (par port), Bil.

54-204 Transport maritime: Partie III, Navigation nationale, Bil.

54-205 Transport par eau, Bil.

54-206 Transport maritime: Partie IV, Origine et destination pour certains ports, Bil.

54-207 Transport maritime: Partie V, Origine et destination de certaines marchandises, Bil.

M. — Mensuel

Bil. — Bilingue

Outre les publications ci-dessus énumérées, Statistique Canada publie une grande variété de rapports statistiques sur le Canada tant dans le domaine économique que social. On peut se procurer gratuitement un catalogue complet des publications courantes à Statistique Canada, Ottawa (Canada), K1A 0T6.



1010701487

Reports Published by the
Transportation and Communications Division
dealing with
WATER TRANSPORT

Catalogue

Periodical

54-002 Shipping Statistics, M., Bil.

Annual

54-202 Shipping Report: Part I, International Seaborne Shipping (by Country), Bil.

54-203 Shipping Report: Part II, International Seaborne Shipping (by Port), Bil.

54-204 Shipping Report: Part III, Coastwise Shipping, Bil.

54-205 Water Transportation, Bil.

54-206 Shipping Report: Part IV, Origin and Destination for Selected Ports, Bil.

54-207 Shipping Report: Part V, Origin and Destination for Selected Commodities, Bil.

M. – Monthly

Bil. – Bilingual

In addition to the selected publications listed above, Statistics Canada publishes a wide range of statistical reports on Canadian economic and social affairs. A comprehensive catalogue of all current publications is available free on request from Statistics Canada, Ottawa (Canada), K1A 0T6.