

Shipping report

PART I

International seaborne shipping (by country)

1974

Transport maritime

PARTIE I

Transport maritime international (par pays)

1974



DATE DUE

JUL 20 1976

CAT. NO. 1137

STATISTICS CANADA — STATISTIQUE CANADA
Transportation and Communications Division — Division des transports et des communications
Water Transport Section — Section du transport par eau

SHIPPING REPORT

PART I

International Seaborne Shipping
(by Country)

TRANSPORT MARITIME

PARTIE I

Transport maritime international
(par pays)

1974

Published by Authority of
The Minister of Industry, Trade and Commerce

Publication autorisée par
le ministre de l'Industrie et du Commerce

January - 1976 - Janvier
5-3510-518

Price—Prix: \$2.80

Statistics Canada should be credited when republishing all or any part of this document
Reproduction autorisée sous réserve d'indication de la source: Statistique Canada

Information Canada
Ottawa




TABLE OF CONTENTS

	Page
Chart	
Cargoes Loaded for and Unloaded from Foreign Countries	IV
Introduction	V
Alphabetic Listing of Countries, and Summary of Tonnage Loaded and Unloaded	X
Table	
1. Cargoes Loaded at Canadian Ports for Foreign Countries	1
2. Cargoes Unloaded at Canadian Ports from Foreign Countries	109
3. Cargoes Loaded at Canadian Ports for Foreign Countries, by Commodity and Geographic Area	174
4. Cargoes Unloaded at Canadian Ports from Foreign Countries, by Commodity and Geographic Area	177
5. Vessels Arrived at and Departed from Canadian Ports in International Seaborne Shipping by Registry	180
Appendix	
A. Number and Registered Net Tonnage of, and Tons of Cargo Unloaded and Loaded by Vessels Arrived at and Departed from Canadian Ports in International Seaborne Shipping	184
B. List of Countries and Geographic Areas ...	185
C. List of Commodities	190

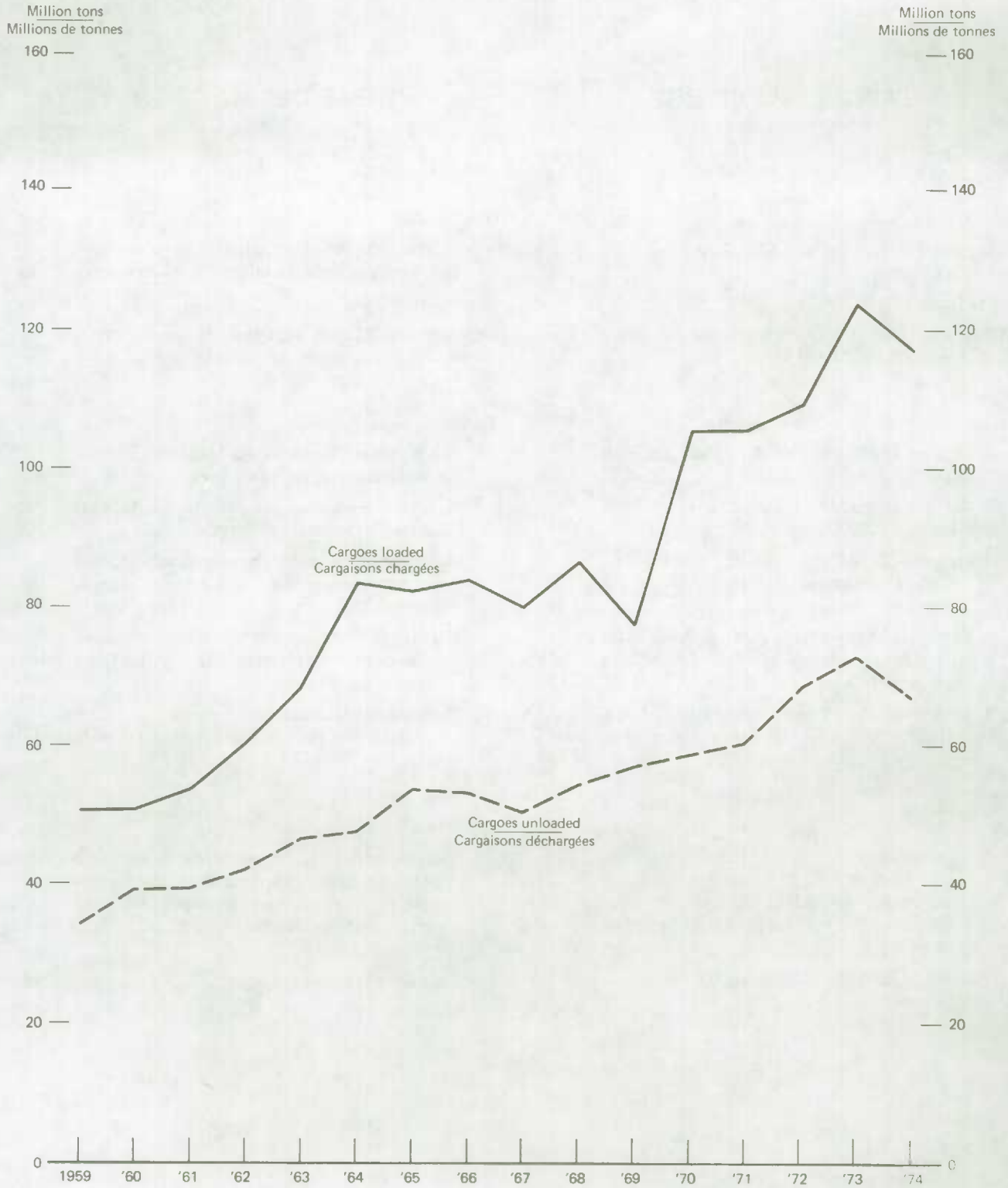
TABLE DES MATIÈRES

	Page
Graphique	
Cargaisons chargées à destination de ports étrangers et déchargées en provenance de ports étrangers. .	IV
Introduction	V
Liste alphabétique des pays et sommaire des chargements et déchargements en tonnes	XII
Tableau	
1. Marchandises chargées dans les ports canadiens à destination de pays étrangers	1
2. Marchandises déchargées dans les ports canadiens en provenance de pays étrangers	109
3. Marchandises chargées dans les ports canadiens aux pays étrangers, par marchandise et région géographique	174
4. Marchandises déchargées dans les ports canadiens des pays étrangers, par marchandise et région géographique	177
5. Mouvements internationaux de navires à destination dû en provenance de ports canadiens	180
Appendice	
A. Entrées et départs, chargements, et déchargements de navires en commerce du transport maritime international et tonnage net de registre aux ports canadiens	184
B. Liste des pays et des régions	185
C. Marchandise	190

Chart-1

Graphique-1

Cargoes Loaded for and Unloaded from Foreign Countries, 1959-1974 Cargaisons chargées à destination de ports étrangers et déchargées en provenance de ports étrangers, 1959-1974



INTRODUCTION

This publication presents statistics on the commodity and vessel traffic between Canada and foreign countries.

Cautionary Note

The statistics contained in this report should be used with due allowance for their limitations. In general, the figures are somewhat understated both in total and for specific commodities. Technological and other changes can distort year-to-year comparisons. For example, introduction of containerization causes an apparent drop in shipments of the commodity concerned, simply because the contents of containers are not reported. Some respondents consider the term "general cargo" to be synonymous with "miscellaneous"; consequently, general cargo figures tend to be inflated, and data for individual commodities may be somewhat lower than actual. Finally, response to the survey is known to be incomplete.

Solutions to these and other problems are being sought. As improvements are made, their effect on published information will be noted in this space.

Source

Shipping statistics are compiled from reports completed by operators or agents of vessels entering and leaving Canadian ports. Reports are not required for naval or fishing vessels, and craft of less than fifteen registered net tons. Customs officials act as agents for Statistics Canada by collecting forms at customs ports; returns for non-customs ports are forwarded through the nearest customs office. Operating data are collected for vessels calling at coastal and Great Lakes ports, but regions such as Lake Winnipeg and the MacKenzie River are not included in the survey.

Treatment of Data

The term "international seaborne shipping" is used for vessels classed as being in foreign service, that is when (1) the vessel arrives from or departs for a foreign port; or (2) cargo is loaded for or unloaded from a foreign port; or (3) the registry of the vessel is other than Canadian or British Commonwealth (even though the vessel may have sailed between two Canadian ports).

La présente publication renferme la statistique du transport des marchandises et du trafic maritime entre le Canada et l'étranger.

Mise en garde

Il y a lieu de tenir compte des limitations des statistiques publiées ici lors de leur utilisation. De façon générale, les chiffres sont quelque peu sous-estimés tant en ce qui a trait aux totaux qu'en ce qui concerne les marchandises particulières. Les changements technologiques et autres peuvent fausser les comparaisons d'une année à l'autre. Par exemple, la conteneurisation se traduit par une chute apparente des expéditions de la marchandise concernée, pour la simple raison que le contenu des conteneurs n'est pas indiqué. Certains enquêtés jugent que "marchandises diverses" est synonyme de "divers", par conséquent, les chiffres relatifs aux marchandises diverses tendent à être exagérés, et les données concernant les marchandises individuelles peuvent être quelque peu sous-estimées. Enfin, on sait que la réponse à l'enquête est incomplète.

Nous cherchons des solutions à ces problèmes et aux autres problèmes qui peuvent se poser. Au fur et à mesure que des améliorations se réaliseront, nous en indiquerons ici l'effet sur les renseignements publiés.

Source

Les statistiques sur la navigation sont établies d'après les données fournies par les exploitants ou les agents des navires qui entrent dans les ports canadiens ou qui en sortent. Aucune déclaration n'est requise des navires militaires, des bateaux de pêche, ni des embarcations de moins de quinze tonnes de jauge nette au registre. Les douaniers agissent à titre d'agents de Statistique Canada pour recueillir les formules aux ports douaniers; les statistiques pour les ports non douaniers sont acheminées au bureau de douane le plus proche. Les données d'exploitation sont recueillies pour les navires faisant escale aux ports côtiers et des Grands Lacs, mais certaines régions comme le lac Winnipeg et le fleuve MacKenzie ne sont pas comprises dans l'enquête.

Traitement des données

On utilise l'expression "transport maritime international" pour désigner les navires classés dans le service international, c'est-à-dire quand (1) le navire arrive d'un port étranger ou part à destination d'un port étranger; ou (2) des marchandises sont chargées à bord d'un navire à destination d'un port étranger ou déchargées d'un navire en provenance d'un port étranger; ou (3) le navire n'est immatriculé ni au Canada ni dans un autre pays du Commonwealth britannique (même si celui-ci a navigué entre deux ports canadiens).

A vessel is classed as being in coasting service if (1) it is of Canadian or British Commonwealth registry, sails between two Canadian ports, and loads or unloads no foreign freight; or if (2) it is of foreign registry, but is granted a waiver to engage in coasting service.

Beginning the count of vessel arrivals and departures on January 1 and ending it on December 31 can also cause a disparity in the total number arrived and departed. Vessels entering a port at the end of a year and clearing it the following January would only be counted as an arrival or departure for that year when the movement occurred. In addition, an entry into a port can be an international voyage, whereas the departure can be in coasting service; the reverse situation also applies.

In this publication, Canadian ports have been grouped into three regions:

- (1) Atlantic, Arctic waters, Northern Manitoba, Northern Ontario, Northern Quebec, and Lower St. Lawrence River ports (Montreal and below).
- (2) Great Lakes and Upper St. Lawrence River ports (above Montreal); and
- (3) Pacific ports.

The registry of the vessel transporting Canada's foreign trade is published in the first two tables for the United Kingdom, Denmark, Federal Republic of Germany, Greece, Italy, the Netherlands, Norway, Sweden, Liberia, Japan, Panama, the United States and Canada; other registries are grouped due to relatively lesser importance in terms of volume handled, as well as space limitations in this publication, and are designated "other".

Countries are divided by geographic areas, first Commonwealth nations, then other countries. The order is as follows: Western Europe, Eastern Europe, Middle East, Other Africa, Other Asia, Oceania, South America, Central America, North America. Full country nomenclature and system of classifying comprises Appendix B. Appendix C consists of a commodity list, based on the Standard Commodity Classification Manual published by Statistics Canada, into which all cargo types are grouped; reference to this appendix will enable users to obtain a complete description of those commodities which have been necessarily abbreviated in the tables. Sequence of commodities is from Live Animals through End Products as described in this appendix.

Un navire est classé dans le service de cabotage (1) s'il est immatriculé au Canada ou dans un pays du Commonwealth britannique, navigue entre deux ports canadiens, et ne charge ou ne décharge pas de marchandises du commerce extérieur; ou (2) s'il est immatriculé dans un pays étranger, et a été autorisé à faire du cabotage.

Le fait que la période de référence est l'année civile peut aussi expliquer les différences existant parfois entre le nombre total de navires entrés et le nombre total de navires sortis. Les navires qui entrent dans un port à la fin de l'année et qui n'en sortent qu'en janvier de l'année suivante ne sont comptés que comme une entrée ou une sortie pour l'année durant laquelle le mouvement s'est produit. De plus, l'arrivée et le départ d'un navire peuvent très bien entrer, la première, dans la catégorie de la "navigation internationale" et, le second, dans celle de la "navigation nationale", ou vice versa.

Dans la présente publication, les ports canadiens sont groupés en trois régions:

- (1) Les ports de l'Atlantique, ceux de l'Arctique, les ports du nord du Manitoba, du nord de l'Ontario, du nord du Québec et du bas Saint-Laurent (le port de Montréal et ceux qui sont situés en aval de celui-ci).
- (2) Les ports des Grands Lacs et du haut Saint-Laurent (en amont de Montréal); et
- (3) Les ports du Pacifique.

Les pays d'immatriculation des navires transportant des marchandises entre le Canada et les pays étrangers font l'objet des deux premiers tableaux, dans le cas du Royaume-Uni, du Danemark, de la République fédérale d'Allemagne, de la Grèce, de l'Italie, des Pays-Bas, de la Norvège, de la Suède, du Libéria, du Japon, de Panama, des États-Unis et du Canada; les autres pays sont groupés à cause de leur importance relativement moindre du point de vue du volume et en raison du manque d'espace; ils sont désignés par "autre".

Les pays sont répartis par régions, en commençant par les pays du Commonwealth, suivis des autres pays dans l'ordre suivant: Europe occidentale, Europe orientale, Moyen-Orient, autres pays d'Afrique, autres pays d'Asie, Océanie, Amérique du Sud, Amérique centrale, Amérique du Nord. La nomenclature complète des pays et le mode de classement font l'objet de l'appendice B. L'appendice C est une liste de marchandises fondée sur la Classification type des marchandises publiée par Statistique Canada, où sont consignés tous les genres de cargaisons; le lecteur trouvera dans cet appendice une description complète des marchandises, qu'il a nécessairement fallu abréger dans les tableaux. La liste des marchandises commence par les animaux vivants et se termine par les produits finis.

The term "general cargo" in this publication refers only to commodities which were not specifically identified in shipping reports; it is not intended to indicate any distinction between bulk and other commodities.

Transshipments of cargoes, which are cargoes coming into a Canadian port en route to a port in a foreign country by water, are reflected in port totals. For example, cargoes unloaded from one vessel at Vancouver and re-loaded onto another vessel are recorded as a loading and unloading at that port.

For international trade, the published loadings and unloadings do not represent the exports and imports at a particular port because they include transhipped cargoes. (This term should not be confused with "goods-in-transit", goods neither loaded nor unloaded and therefore not recorded as a shipment.)

The letters "n.e.s." found in the commodity listing mean "not elsewhere specified".

All volume data are presented in tons of 2,000 pounds.

STATISTICAL ANALYSIS

During 1974 the volume of cargoes transported in international shipping to and from Canadian ports amounted to 183,896,574 tons or 6.5% less than the 196,645,527 tons handled during 1973. The number of vessels entering and clearing Canadian ports to transport these goods was 42,272, down 10.2% from 47,091 reported for the previous year. Labour disputes which occurred at Canada's ports and waterways during 1974 were partly responsible for the losses registered in cargoes handled in international seaborne shipping.

Loadings

The weight of waterborne shipments transported during 1974 was 116,966,358 tons compared to 123,937,304 tons last year.

The United States our most important trading partner, received or shipped the highest tonnage of cargoes to and from Canada. Waterborne exports from Canadian ports to the United States ports totalled 44,738,931 tons in 1974 (38.25% of all loadings) compared to 50,227,025 tons in 1973. The major components of this traffic were gypsum 5,634,673 tons and iron ore 5,931,258 tons to the Atlantic and Gulf ports; iron ore 15,499,208 tons to the American Great Lakes

L'expression "Marchandises diverses", dans la présente publication, se rapporte uniquement aux marchandises qu'on n'a pas décrites avec précision dans les rapports sur le transport maritime; son rôle ne consiste pas à faire une distinction entre les marchandises en vrac et les autres marchandises.

Les totaux portuaires comprennent les marchandises transbordées par eau, c'est-à-dire les marchandises qui arrivent à un port canadien et qui sont destinées vers un port étranger. Les produits déchargés d'un bateau à Vancouver, par exemple, et rechargés à bord d'un autre navire figurent comme chargements et déchargements à ce port.

Pour le commerce international, les données publiées ne représentent pas les exportations et les importations parce qu'elles comprennent les marchandises transbordées. (On ne doit pas confondre ce terme avec marchandises en transit qui ne sont ni chargées ni déchargées et par ce fait même ne sont pas rapportées.)

Les lettres "n.d.a." dans la liste de marchandises, signifient "non dénommé ailleurs".

Toutes les données sur le volume sont représentées en tonnes de 2,000 livres.

ANALYSE STATISTIQUE

En 1974, le volume des marchandises transportées à l'échelle internationale par des navires en provenance ou à destination de ports canadiens s'est chiffré à 183,896,574 tonnes, soit 6.5 % de moins que les 196,645,527 tonnes enregistrées en 1973. À cet égard, le nombre de navires qui sont passés par les ports canadiens est tombé à 42,272, une baisse de 10.2 % en comparaison des 47,091 navires observés l'année précédente. Les conflits du travail survenus en 1974 dans les ports et chez les travailleurs affectés aux voies navigables ont été, dans une certaine mesure, à l'origine des pertes de volume enregistrées au niveau du transport maritime international.

Chargements

Le poids des marchandises transportées par eau en 1974 s'est élevé à 116,966,358 tonnes comparativement à 123,937,304 tonnes l'année précédente.

Les États-Unis, notre plus important partenaire commercial, ont reçu ou transporté le plus fort tonnage de marchandises en provenance ou à destination du Canada. Les exportations par voie d'eau du Canada vers les États-Unis ont totalisé 44,738,931 tonnes en 1974 (38.25 % de tous les chargements) contre 50,227,025 tonnes en 1973. Ont le plus contribué à ce trafic, le gypse (5,634,673 tonnes) et le minerai de fer (5,931,258 tonnes) destinés aux ports de l'Atlantique et du Golfe, le

ports and limestone 968,126 tons for the American Pacific ports.

Cargoes to Japan totalled 21,875,684 tons, 3.3% less than the 22,620,339 tons shipped last year. Wheat, iron ore, lumber and timber and bituminous coal, which aggregated to 15.7 million tons of cargoes were the major contributors.

The United Kingdom received 10,699,305 tons, a slight increase from the 1973 total of 10,423,790 tons. Major commodities were iron ore at 5,235,819 tons and wheat 1,426,816 tons which amounted to 62.3% of the total tonnage loaded for this foreign country.

The Canadian mining industry was the leading contributor of export tonnages; iron ore totalled 40,686,846 tons, up 2.5% from 39,696,664 tons in 1973. Gypsum at 5,713,725 tons (6,303,738 tons in 1973), limestone at 970,096 tons (1,367,710 tons), bituminous coal at 9,368,300 tons (10,467,592 tons), zinc ore at 1,313,878 tons (1,334,028 tons) and dolomite at 1,400,688 tons (1,358,104 tons) were the major commodities carried for this industry.

Crude oil shipments from Vancouver to Portland, Main totalled 1,458,571 tons, this tonnage was transported by pipeline to refineries in the Province of Quebec.

The agricultural sector was represented by wheat loadings totalling 13,325,353 tons compared to 16,442,937 tons in 1973. Other grains totalled 4,502,312 tons (6,029,317 tons) of which barley was the largest contributor with 2,979,114 tons.

Transportation of forest products was also important. Logs and pulpwood loadings amounted to 997,066 tons an increase of 4.0% from 958,420 tons in 1973, lumber and timber amounted to 3,757,039 tons (4,110,019 tons) and newsprint totalled 3,212,316 tons (3,429,984 tons).

Unloadings

The volume of incoming waterborne tonnage fell 7.9% to 66,930,216 tons from 72,708,223 tons in 1973. Unloadings in the Atlantic area were down 7.9% (40,611,657 tons from 44,080,389 tons received last year) followed by the 12.1% loss in international tonnages to Ontario's Great Lake ports (20,742,748 tons from 23,589,064 tons in 1973). The Pacific area was up slightly (5,575,811 tons from 5,038,770 tons in 1973).

minerai de fer (15,499,208 tonnes) aux ports américains des Grands Lacs et le calcaire (968,126 tonnes) vers la côte ouest américaine.

Les marchandises à destination du Japon ont atteint 21,875,684 tonnes, soit 3.3 % de moins que les 22,620,339 tonnes transportées l'année dernière. Le blé, le minerai de fer, le bois d'oeuvre, et le charbon bitumineux ont constitué les principaux changements avec 15.7 millions de tonnes.

Le Royaume-Uni a reçu 10,699,305 tonnes, ce qui représente une légère augmentation par rapport au total de 1973 (10,423,790 tonnes). Les principales marchandises acheminées vers ce pays ont été le minerai de fer (5,235,819 tonnes) et le blé (1,426,816 tonnes) qui ont figuré pour 62.3 % du tonnage total.

L'industrie minière du Canada a tenu le premier rang pour ce qui est du tonnage exporté. Voici les principales marchandises transportées: minerai de fer: 40,686,846 tonnes, une augmentation de 2.5 % sur les 39,696,664 tonnes en 1973, gypse: 5,713,725 tonnes (6,303,738 tonnes en 1973), calcaire: 970,096 tonnes (1,367,710 tonnes), charbon bitumineux: 9,368,300 tonnes (10,467,592 tonnes), minerai de zinc: 1,313,878 tonnes (1,334,028 tonnes) et dolomite: 1,400,688 tonnes (1,358,104 tonnes).

Les livraisons de pétrole brut de Vancouver à Portland (Maine), ont atteint 1,458,571 tonnes; celui-ci a ensuite été transporté par pipeline jusqu'aux raffineries du Québec.

Dans le secteur agricole, les chargements de blé se sont chiffrés à 13,325,353 tonnes, comparativement aux 16,442,937 tonnes enregistrées en 1973. Les autres céréales ont atteint 4,502,312 tonnes (6,029,317 tonnes), l'orge ayant contribué le plus avec 2,979,114 tonnes.

Le transport des produits forestiers a également fait bonne figure. Les chargements de billes et de bois à pâte se sont élevés à 997,066 tonnes, soit 4.0 % de plus qu'en 1973 (958,420 tonnes); le bois de construction et le bois en grumes ont totalisé 3,757,039 tonnes (4,110,019 tonnes) et le papier journal, 3,212,316 tonnes (3,429,984 tonnes).

Déchargements

Le volume des arrivages par voie d'eau a diminué de 7.9 %, passant de 72,708,223 tonnes en 1973 à 66,930,216 tonnes en 1974. Les déchargements dans les ports de l'Atlantique ont accusé une baisse de 7.9 % (40,611,657 tonnes comparativement aux 44,080,389 tonnes reçues l'année dernière) suivie d'un fléchissement de 12.1 % du tonnage international à destination des ports Ontariens des Grands Lacs (de 23,589,064 tonnes en 1973 à 20,742,748). Dans la région du Pacifique, on a enregistré une légère augmentation (5,575,811 tonnes par rapport aux 5,038,770 tonnes de 1973).

American shipments received at Canadian ports totalled 29,523,048 tons, 13.8% less than last year's total.

The greatest portion of all tonnages unloaded were for bulk commodities; iron ore 3,417,113 tons, bituminous coal 13,200,257 tons, limestone 2,932,662 tons, corn 2,060,864 tons and phosphate rock 1,459,984 tons. Crude petroleum accounted for 31.6% or 21,156,767 tons of all commodities entering Canada by water, this was 1,229,406 tons less than we received last year (22,386,173 tons). The main suppliers were Saudi Arabia 3,371,191 tons, (2,319,009 tons in 1973), Iran 7,138,640 tons (6,469,550 tons), Angola 1,136,710 tons (2,438,060 tons) and Kuwait 1,108,727 tons (502,129 tons).

Vessels

Canadian registered vessels transported 44,511,804 tons or 24.2% of the nation's foreign cargoes in 1974. Liberian vessels carried 35,755,732 tons or 19.4%, United Kingdom vessels transported 18,289,218 tons or 9.9%, and Norwegian vessels carried 13,177,505 tons or 7.2%, followed by Greek registered vessels which carried 11,129,023 tons or 6.1%. The average cargo capacity for each vessel entering or departing from a Canadian port in international shipping was approximately 4,350.3 short tons during 1974.

Les livraisons des États-Unis reçues aux ports canadiens se sont élevées à 29,523,048 tonnes, soit 13.8 % de moins sur le total de l'année dernière.

Les marchandises en vrac ont représenté la plus grande partie de tous les tonnages déchargés: minerai de fer, 3,417,113 tonnes, charbon bitumineux, 13,200,257 tonnes, calcaire, 2,932,662 tonnes, maïs, 2,060,864 tonnes et roche phosphatée, 1,459,984 tonnes. Le pétrole brut est intervenu pour 31.6 % (21,156,767 tonnes) de toutes les marchandises entrées au Canada par voie d'eau, soit 1,229,406 tonnes de moins que l'année dernière (22,386,173 tonnes). Les principaux fournisseurs ont été l'Arabie Saoudite, 3,371,191 tonnes (2,319,009 tonnes en 1973), l'Iran, 7,138,640 tonnes (6,469,550 tonnes), l'Angola, 1,136,710 tonnes (2,438,060 tonnes) et le Koweït, 1,108,727 tonnes (502,129 tonnes).

Navires

En 1974, les navires immatriculés au Canada ont transporté 44,511,804 tonnes du fret à destination ou en provenance du pays, soit 24.2 % du total. Les navires libériens ont transporté 35,755,732 tonnes (19.4 %), les navires du Royaume-Uni, 18,289,218 tonnes (9.9 %), les navires norvégiens, 13,177,505 tonnes (7.2 %) suivis des navires immatriculés en Grèce, 11,129,023 tonnes (6.1 %). En 1974, le volume moyen de chaque navire en transport maritime international passant par un port canadien a été d'environ 4,350.3 tonnes courtes.

ALPHABETIC LISTING OF COUNTRIES AND SUMMARY OF TONNAGE LOADED AND UNLOADED

COUNTRY	LOADED AT CANADIAN PORTS		UNLOADED AT CANADIAN PORTS		TOTAL
	TONNAGE	SEE PAGE	TONNAGE	SEE PAGE	
ADEN.....	4,372	25	-	-	4,372
ALBANIA.....	25,088	23	-	-	25,088
ALGERIA.....	1,037,762	37	2,384	137	1,040,146
ANGOLA.....	61,805	38	1,166,010	137	1,227,815
ARGENTINA.....	164,902	66	8,668	158	173,570
AUSTRALIA.....	1,127,456	59	902,867	155	2,030,323
BAHAMAS.....	74,510	78	523,941	163	598,451
BAHREIN.....	24,631	25	-	-	24,631
BANGLADESH.....	267,070	64	10,018	157	277,088
BARBADOS.....	25,358	80	14,974	163	40,332
BELGIUM-LUXEMB.....	3,035,512	4	1,056,268	112	4,091,780
BERMUDA.....	16,349	78	31,287	163	47,636
BR. AFRICA NES.....	175	37	2,650	137	2,825
BR. HONOURAS.....	1,578	80	187	163	1,765
BR. OCEANIA NES.....	435	64	-	-	435
BRAZIL.....	1,857,329	67	817,250	159	2,674,579
BULGARIA.....	89,866	23	-	-	89,866
BURMA.....	5,905	50	48	147	5,953
CAMEROUN.....	1,133	38	3,440	137	4,573
CHILE.....	176,970	70	103,346	160	280,316
COLOMBIA.....	98,134	71	37,422	161	135,556
COSTA RICA.....	60,127	91	282	165	60,409
CUBA.....	1,025,909	91	149,440	165	1,175,349
CYPRUS.....	3,948	25	7,450	133	11,398
CAHMEY.....	1,754	39	-	-	1,754
DENMARK.....	29,183	6	12,459	115	41,642
DOMINICAN REP.....	44,227	92	16,151	166	60,378
ECUADOR.....	20,593	73	1,699	161	22,292
EL SALVADOR.....	42,631	94	3,833	166	46,464
ETHIOPIA.....	15,737	26	20	133	15,757
FIJI.....	1,616	62	29,993	156	31,609
FINLAND.....	120,967	7	10,152	115	131,119
FR. AFRICA NES.....	47	39	39,885	138	39,932
FR. OCEANIA.....	1,313	64	-	-	1,313
FRANCE.....	1,594,078	7	181,790	116	1,775,868
FRENCH GUIANA.....	362	73	-	-	362
GABON.....	335	39	21,000	138	21,335
GAMBIA, THE.....	161	30	-	-	161
GERMANY WEST.....	3,260,276	9	400,637	118	3,660,913
GHANA.....	97,391	30	51,928	134	149,319
GIBRALTAR.....	226,527	4	-	-	226,527
GREECE.....	139,715	13	141,272	122	280,987
GREENLAND.....	8,818	100	607	168	9,425
GUATEMALA.....	12,523	94	6,655	166	19,178
GUINEA.....	-	-	924,057	138	924,057
GUYANA.....	15,535	65	196,374	157	211,909
HAITI.....	44,967	95	110	166	45,077
HONOURAS.....	25,186	95	6,235	166	31,421
HONG KONG.....	84,085	43	40,836	140	124,921
ICELAND.....	6,913	13	-	-	6,913
INDIA.....	1,006,689	45	48,506	142	1,055,195
INDONESIA.....	218,790	50	1,011	147	219,801
IRAN.....	276,420	26	7,139,021	133	7,415,441
IRAQ.....	100,384	27	3,667	133	104,051
IRELAND.....	118,721	14	17,671	122	136,392
ISRAEL.....	263,150	27	20,111	133	283,261
ITALY.....	4,489,699	14	176,676	122	4,666,375
IVORY COAST.....	13,264	39	5,828	138	19,092
JAMAICA.....	65,916	83	224,822	163	290,738
JAPAN.....	21,875,684	51	1,350,634	148	23,226,318
JORDAN.....	22,062	27	-	-	22,062
KENYA.....	49,819	30	13,337	134	63,156
KHMER REP-LADS.....	-	-	215	147	215
KOREA - NDRTH.....	197,398	54	-	-	197,398
KOREA - SOUTH.....	580,517	54	56,169	151	636,686
KUWAIT.....	12,025	27	1,108,727	133	1,120,752
LEBANON.....	278,490	28	36,971	133	315,461
LEE-WIND IS.....	30,255	85	48,538	164	78,793
LIBERIA.....	17,537	40	86,314	138	103,851
LIBYA.....	9,053	28	378,746	134	387,799
MALAGASY.....	238	41	-	-	238
MALAYSIA.....	52,956	46	65,907	144	118,863
MALTA AND GOZO.....	31,258	4	-	-	31,258
MAURITIUS-DEP.....	5,874	31	130,692	135	136,566
MEXICO.....	355,008	96	640,145	166	995,153
MOROCCO.....	42,244	41	-	-	42,244
MOZAMBIQUE.....	95,391	41	97,815	139	193,206
NETH. ANTILLES.....	1,216	97	788,597	167	789,813
NETHERLANDS.....	7,338,358	16	372,672	124	7,711,030

ALPHABETIC LISTING OF COUNTRIES AND SUMMARY OF TONNAGE LOADED AND UNLOADED

COUNTRY	LOADED AT CANADIAN PORTS		UNLOADED AT CANADIAN PORTS		TOTAL
	TONNAGE	SEE PAGE	TONNAGE	SEE PAGE	
NEW ZEALAND.....	305,961	63	52,950	156	358,911
NICARAGUA.....	11,412	98	5,644	167	17,056
NIGERIA.....	73,388	31	4,408	135	77,796
NORWAY.....	211,038	20	29,474	127	240,512
PAKISTAN.....	328,128	47	10,671	145	338,799
PANAMA.....	32,259	98	7,631	167	39,890
PEOPLE R CHINA.....	2,403,185	50	17,687	147	2,420,872
PERU.....	265,295	73	1,585	162	266,880
PHILIPPINES.....	152,942	55	14,431	152	167,373
POLAND.....	543,508	23	119,421	131	662,929
PORT. AF. NES.....	4,591	42	3,321	139	7,912
PORTUGAL.....	189,432	20	48,221	127	237,653
PUERTO RICO.....	192,795	99	1,519	168	194,314
QATAR.....	6,493	25	-	-	6,493
ROMANIA.....	73,412	24	36,949	132	110,361
SAUDI ARABIA.....	218,255	28	3,371,191	134	3,589,446
SENEGAL.....	4,938	42	182	139	5,120
SIERRA LEONE.....	958	36	345,030	137	345,988
SINGAPORE.....	72,821	48	62,924	145	135,745
SOUTH AFRICA.....	360,041	32	345,401	135	705,442
SPAIN.....	1,069,802	20	46,397	128	1,116,199
SPANISH AFRICA.....	56,803	42	-	-	56,803
SRI LANKA.....	12,074	43	22,990	139	35,064
ST-PIERRE-MIQ.....	73,726	101	1,142	168	74,868
SUDAN.....	11,851	29	-	-	11,851
SURINAM.....	1,598	74	149,417	162	151,015
SWEDEN.....	459,116	22	261,934	130	721,050
SYRIA.....	57,440	29	-	-	57,440
TAIWAN.....	456,087	57	101,976	153	558,063
TANZANIA.....	12,833	36	7,501	137	20,334
THAILAND.....	59,653	57	4,458	154	64,111
TOGO.....	4,289	42	30,974	139	35,263
TRINIDAD-TOBAG.....	56,407	88	2,001,449	164	2,057,856
TRUCIAL STATES.....	6,875	25	-	-	6,875
TUNISIA.....	68,893	42	-	-	68,893
TURKEY.....	146,123	29	1,697	134	147,820
UNITED STATES.....	44,738,931	102	29,523,048	168	74,261,979
U.A.R. - EGYPT.....	64,798	29	-	-	64,798
U.S. OCEANIA.....	356	64	-	-	356
UNITED KINGDOM.....	10,699,305	1	1,038,873	109	11,738,178
URUGUAY.....	9,000	75	-	-	9,006
USSR.....	408,520	24,58	45,402	132	453,922
VENEZUELA.....	367,848	75	9,373,753	162	9,741,601
VIET-NAM, SOUTH.....	21,417	58	51	155	21,468
YUGOSLAVIA.....	114,532	25	21,315	132	135,847
ZAIRE.....	7,543	38	82,782	138	90,325
TOTAL.....	116,966,358		66,930,216		183,896,574

LISTE ALPHABETIQUE DES PAYS ET SOMMAIRE DES CHARGEMENTS ET DECHARGEMENTS EN TONNES

PAYS	MARCHANDISES CHARGÉES DANS LES PORTS CANADIENS		MARCHANDISES DECHARGÉES DANS LES PORTS CANADIENS		TOTAL
	TONNAGE	VOIR LA PAGE	TONNAGE	VOIR LA PAGE	
ADEN.....	4,372	25	-	-	4,372
AF. PORT. NDA.....	4,591	42	3,321	139	7,912
AFRIQUE BR.NDA.....	175	37	2,650	137	2,825
AFRIQUE DU SUD.....	360,041	32	345,401	135	705,442
AFRIQUE ESPAG.....	56,803	42	-	-	56,803
AFRIQUE FR.NDA.....	47	39	39,885	138	39,932
ALBANIE.....	25,088	23	-	-	25,088
ALGERIE.....	1,037,762	37	2,384	137	1,040,146
ALLEMAGNE O.....	3,260,276	9	400,637	118	3,660,913
ANGOLA.....	61,805	38	1,166,010	137	1,227,815
ANTILLES NEERL.....	1,216	97	788,597	167	789,813
ARABIE SAOUDIT.....	218,255	28	3,371,191	134	3,589,446
ARGENTINE.....	164,902	66	8,668	158	173,570
AUSTRALIE.....	1,127,456	59	902,867	155	2,030,323
BAHREIN.....	24,631	25	-	-	24,631
BANGLADESH.....	267,070	64	10,018	157	277,088
BARBADOS.....	25,358	80	14,974	163	40,332
BELGIQUE-LUX.....	3,035,512	4	1,056,268	112	4,091,780
BERMUDES.....	16,349	78	31,287	163	47,636
BIRMANIE.....	5,905	50	48	147	5,953
BRESIL.....	1,857,329	67	817,250	159	2,674,579
BULGARIE.....	89,866	23	-	-	89,866
CAMEROUN.....	1,133	38	3,440	137	4,573
CHILI.....	176,970	70	103,346	160	280,316
CHYPRE.....	3,948	25	7,450	133	11,398
COLOMBIE.....	98,134	71	37,422	161	135,556
COREE DU NORD.....	197,398	54	-	-	197,398
COREE DU SUD.....	580,517	54	56,169	151	636,686
COSTA-RICA.....	60,127	91	282	165	60,409
COTE-D'IVOIRE.....	13,264	39	5,828	138	19,092
CUBA.....	1,025,909	91	149,440	165	1,175,349
DAHOMY.....	1,754	39	-	-	1,754
DANEMARK.....	29,183	6	12,459	115	41,642
ETATS-UNIS.....	44,738,931	102	29,523,048	168	74,261,979
EQUATEUR.....	20,593	73	1,699	161	22,292
ESPAGNE.....	1,069,802	20	46,397	128	1,116,199
ETATS, TRAITE.....	6,875	25	-	-	6,875
ETHIOPIE.....	15,737	26	20	133	15,757
FIDJI.....	1,616	62	29,993	156	31,609
FINLANDE.....	120,967	7	10,152	115	131,119
FRANCE.....	1,594,078	7	181,790	116	1,775,868
GABÓN.....	335	39	21,000	138	21,335
GAMBIE, LA.....	161	30	-	-	161
GHANA.....	97,391	30	51,928	134	149,319
GIBRALTAR.....	226,527	4	-	-	226,527
GRECE.....	139,715	13	141,272	122	280,987
GROENLAND.....	8,818	100	607	168	9,425
GUATEMALA.....	12,523	94	6,655	166	19,178
GUINEE.....	-	-	924,057	138	924,057
GUYANE.....	15,535	65	196,374	157	211,909
GUYANE FR.....	362	73	-	-	362
HAITI.....	44,967	95	110	166	45,077
HONDURAS.....	25,186	95	6,235	166	31,421
HONDURAS BR.....	1,578	80	187	163	1,765
HONG-KONG.....	84,085	43	40,836	140	124,921
I. LEEW-WIND.....	30,255	85	48,538	164	78,793
ILES BAHAMAS.....	74,510	78	523,941	163	598,451
INDE.....	1,006,689	45	48,506	142	1,055,195
INDONESIE.....	218,790	50	1,011	147	219,801
IRAK.....	100,384	27	3,667	133	104,051
IRAN.....	276,420	26	7,139,021	133	7,415,441
IRLANDE.....	118,721	14	17,671	122	136,392
ISLANDE.....	6,913	13	-	-	6,913
ISRAEL.....	263,150	27	20,111	133	283,261
ITALIE.....	4,489,699	14	176,676	122	4,666,375
JAMAIQUE.....	65,916	83	224,822	163	290,738
JAPON.....	21,875,684	51	1,350,634	148	23,226,318
JORDANIE.....	22,062	27	-	-	22,062
KENYA.....	49,819	30	13,337	134	63,156
KHMER REP-LAOS.....	-	-	215	147	215
KOWEIT.....	12,025	27	1,108,727	133	1,120,752
LIBAN.....	278,490	28	36,971	133	315,461
LIBERIA.....	17,537	40	86,314	138	103,851
LIBYE.....	9,053	28	378,746	134	387,799
MALAISIE.....	52,956	46	65,907	144	118,863
MALGACHE.....	238	41	-	-	238

LISTE ALPHABETIQUE DES PAYS ET SOMMAIRE DES CHARGEMENTS ET DECHARGEMENTS EN TONNES

PAYS	MARCHANDISES CHARGÉES DANS LES PORTS CANADIENS		MARCHANDISES DECHARGÉES DANS LES PORTS CANADIENS		TOTAL
	TONNAGE	VOIR LA PAGE	TONNAGE	VOIR LA PAGE	
MALTE ET GOZZO.....	31,258	4	-	-	31,258
MAROC.....	42,244	41	-	-	42,244
MAURICE ET DEP.....	5,874	31	130,692	135	136,566
MEXIQUE.....	355,008	96	640,145	166	995,153
MOZAMBIQUE.....	95,391	41	97,815	139	193,206
NICARAGUA.....	11,412	98	5,644	167	17,056
NIGERIA.....	73,388	31	4,408	135	77,796
NORVEGE.....	211,038	20	29,474	127	240,512
NOUV.- ZELANDE.....	305,961	63	52,950	156	358,911
OCEANIE BR. NDA.....	435	64	-	-	435
OCEANIE E-U.....	356	64	-	-	356
OCEANIE FR.....	1,313	64	-	-	1,313
PAKISTAN.....	328,128	47	10,671	145	338,799
PANAMA.....	32,259	98	7,631	167	39,890
PAYS-BAS.....	7,338,358	16	372,672	124	7,711,030
PEROU.....	265,295	73	1,585	162	266,880
PHILIPPINES.....	152,942	55	14,431	152	167,373
POLOGNE.....	543,508	23	119,421	131	662,929
PORTO-RICO.....	192,795	99	1,519	168	194,314
PORTUGAL.....	189,432	20	48,221	127	237,653
QATAR.....	6,493	25	-	-	6,493
R. DOMINICAINE.....	44,227	92	16,151	166	60,378
R.A.U.- EGYPTE.....	64,798	29	-	-	64,798
REP. POP. CHINE.....	2,403,185	50	17,687	147	2,420,872
ROUMANIE.....	73,412	24	36,949	132	110,361
ROYAUME-UNI.....	10,699,305	1	1,038,873	109	11,738,178
SALVADOR.....	42,631	94	3,833	166	46,464
SENEGAL.....	4,938	42	182	139	5,120
SIERRA LEONE.....	958	36	345,030	137	345,988
SINGAPOUR.....	72,821	48	62,924	145	135,745
SOUDAN.....	11,851	29	-	-	11,851
SRI LANKA.....	12,074	43	22,990	139	35,064
ST-PIERRE-MIQ.....	73,726	101	1,142	168	74,868
SUEDE.....	459,116	22	261,934	130	721,050
SURINAM.....	1,598	74	149,417	162	151,015
SYRIE.....	57,440	29	-	-	57,440
TAIWAN.....	456,087	57	101,976	153	558,063
TANZANIE.....	12,833	36	7,501	137	20,334
THAÏLANDE.....	59,653	57	4,458	154	64,111
TOGO.....	4,289	42	30,974	139	35,263
TRINIDAD TOBAG.....	56,407	88	2,001,449	164	2,057,856
TUNISIE.....	68,893	42	-	-	68,893
TURQUIE.....	146,123	29	1,697	134	147,820
URSS.....	408,520	24, 58	45,402	132	453,922
URUGUAY.....	9,006	75	-	-	9,006
VENEZUELA.....	367,848	75	9,373,753	162	9,741,601
VIET-NAM, SUD.....	21,417	58	51	155	21,468
YOUGOSLAVIE.....	114,532	25	21,315	132	135,847
ZAÏRE.....	7,543	38	82,782	138	90,325
TOTAL.....	116,966,358		66,930,216		183,896,574




TABLE 1. CARGOES LOADED AT CANADIAN PORTS FOR FOREIGN COUNTRIES.

TABLEAU 1. MARCHANDISES CHARGÉES DANS LES PORTS CANADIENS A DESTINATION DE PAYS ÉTRANGERS.

COUNTRY OF DESTINATION AND KIND OF CARGO	REGISTRY OF VESSEL	ATLANTIC ATLANTIQUE	GREAT LAKES GRANDS LACS	PACIFIC PACIFIQUE	TOTAL TOTAL	IMMATIC. DU NAVIRE	PAYS DE DESTINATION ET MARCHANDISE
UNITED KINGDOM							ROYAUME-UNI
FISH, FRESH OR FROZEN	U K			105	105	R U	POISSON, FRAIS OU CONG.
	DENMK	100			100	CANMK	
	GER			10	10	ALL	
	JAPAN			87	87	JAPCN	
COMMODITY TOTAL		100		202	302		TOTAL DE MARCHANDISE
BARLEY	GER		24,752		24,752	ALL	ORGE
	GREEK		7,103		7,103	GRECC	
	NORW		12,969		12,969	NORV	
COMMODITY TOTAL			44,824		44,824		TOTAL DE MARCHANDISE
CORN	U K	32,821			32,821	R U	PAIS
	NETH	1,285			1,285	P.BAS	
	NORW	8,848			8,848	NORV	
	LIBER	24,920			24,920	LIBER	
	OTHER	10,571			10,571	AUTRE	
COMMODITY TOTAL		78,445			78,445		TOTAL DE MARCHANDISE
DATS	U K		3,570		3,570	R U	AVOINE
RYE	OTHER	8,275			8,275	AUTRE	SEIGLE
WHEAT	U K	161,360	36,738		198,098	R U	BLE
	DENMK	9,445	35,193		44,638	DANMK	
	GER	53,645	3,360		57,005	ALL	
	GREEK	243,470	48,788		292,258	GRECC	
	ITALY	63,799			63,799	ITAL	
	NETH	43,216			43,216	P.BAS	
	NORW	150,743	11,203		161,946	NORV	
	SWEDN	23,451			23,451	SUEDE	
	LIBER	308,825			318,638	LIBER	
	OTHER	201,218			223,767	AUTRE	
COMMODITY TOTAL		1,259,172	167,644		1,426,816		TOTAL DE MARCHANDISE
MALT AND MALT FLOUR	NORW		3,584		3,584	NORV	MALT ET FARINE DE MALT
HULLS, SCREENINGS, CHAFF	NORW		7,098		7,098	NORV	ECLLURES, CRIBLURES, BAL
SOYA. OIL MEAL, CAKE	GER		11,200		11,200	ALL	FARINE COURT. GR. SOYA
	GREEK		5,936		5,936	GRECC	
	NORW		14,091		14,091	NORV	
	OTHER		55,984		55,984	AUTRE	
COMMODITY TOTAL			87,211		87,211		TOTAL DE MARCHANDISE
FEEDS OF ANIMAL ORIGIN	DENMK	1,742			1,742	DANMK	PRCV. D'ORIGINE ANIMALE
	PANAM	130			130	PANAM	
	OTHER	310			310	AUTRE	
COMMODITY TOTAL		2,182			2,182		TOTAL DE MARCHANDISE
CONC. COMPLETE FEEDS	U K		14,718		14,718	R U	CCNC., PRCV. COMPLETES
	GER		17,287		17,287	ALL	
	GREEK		56,539		56,539	GRECC	
	NORW		14,548		14,548	NORV	
	LIBER		38,707		38,707	LIBER	
COMMODITY TOTAL			141,799		141,799		TOTAL DE MARCHANDISE
RAPESEED	GREEK		6,831		6,831	GRECC	GRAINE DE CCLZA
SOYA BEANS	U K	16,839			16,839	R U	GRAINE DE SOYA
	NORW	13,547			13,547	NORV	
	LIBER	52,475			52,475	LIBER	
	OTHER	11,295	4,480		15,775	AUTRE	
COMMODITY TOTAL		94,156	4,480		98,636		TOTAL DE MARCHANDISE
OIL SEEDS, NUTS NES	LIBER	247			247	LIBER	GRAINES, NOIX OLEAG. NDA
PULPHOOD	GREEK	1,564			1,564	GRECC	BOIS A PATE
	SWEDN			1,680	1,680	SUEDE	
COMMODITY TOTAL		1,564		1,680	3,244		TOTAL DE MARCHANDISE
IRON ORE AND CONC	U K	1,425,048			1,425,048	R U	MINERAL, CONC. DE FER
	DENMK	75,040			75,040	DANMK	
	GER	76,453			76,453	ALL	
	GREEK	80,618			80,618	GRECC	
	NETH	22,872			22,872	P.BAS	
	NORW	1,089,430			1,089,430	NORV	
	SWEDN	389,142			389,142	SUEDE	
	LIBER	1,737,233			1,737,233	LIBER	
	JAPAN	149,246			149,246	JAPCN	
	OTHER	190,737			190,737	AUTRE	
COMMODITY TOTAL		5,235,819			5,235,819		TOTAL DE MARCHANDISE
LEAD ORE AND CONC.	U K			1,300	1,300	R U	MINERAL, CONC. DE PLOMB
	DENMK	7,961			7,961	DANMK	
	GER			2,747	2,747	ALL	
	NORW	4,719			4,719	NORV	
	LIBER	7,019			7,019	LIBER	
	OTHER			1,000	1,000	AUTRE	
COMMODITY TOTAL		19,699		5,047	24,746		TOTAL DE MARCHANDISE
TITANIUM ORE	GREEK	16,556			16,556	GRECC	MINERAL DE TITANE
	LIBER	52,719			52,719	LIBER	
COMMODITY TOTAL		69,275			69,275		TOTAL DE MARCHANDISE
ZINC ORE AND CONC.	U K			6,013	6,013	R U	MINERAL, CONC. DE ZINC
	DENMK	8,632			8,632	DANMK	
	GER			2,389	2,389	ALL	
	NORW	7,812			7,812	NORV	
	LIBER	3,360			3,360	LIBER	
	OTHER			1,000	1,000	AUTRE	
COMMODITY TOTAL		19,804		9,402	29,206		TOTAL DE MARCHANDISE
ORES AND CONC. NES	U K			161	161	R U	MINERAIS ET CONC. NDA
	GREEK		11,416		11,416	GRECC	
	NORW			534	534	NORV	

TABLE 1. CARGOES LOADED AT CANADIAN PORTS FOR FOREIGN COUNTRIES.

TABLEAU 1. MARCHANDISES CHARGÉES DANS LES PORTS CANADIENS A DESTINATION DE PAYS ÉTRANGERS.

COUNTRY OF DESTINATION AND KIND OF CARGO	REGISTRY OF VESSEL	ATLANTIC	GREAT LAKES	PACIFIC	TOTAL	IMMATIC. DU NAVIRE	PAYS DE DESTINATION ET MARCHANDISE	
		ATLANTIQUE	GRANDS LACS	PACIFIQUE	TOTAL		ROYAUME-UNI	SUITE
UNITED KINGDOM CONT.	OTHER			3,073	3,073	AUTRE		
COMMODITY TOTAL			11,416	3,768	15,184			TOTAL DE MARCHANDISE
NON-FERROUS MET. SCRAP	LIBER			20	20	LIBER		DECHETS METAL. NON FER.
SLAG, DROSS, EY-PRODUCTS	U K	23,520			23,520	R U		PCUS. GUEUL. SCOR. PROD.
	NORW	9,800			9,800	NORV		
COMMODITY TOTAL		33,320			33,320			TOTAL DE MARCHANDISE
COAL, BITUMINOUS	U K	26,088			26,088	R U		CHARBON BITUMINEUX
ASBESTOS	LIBER			402	402	LIBER		AMIANTE
SULPHUR IN ORES	LIBER	20,531			20,531	LIBER		SOUFRE EN MINERAI
CRUDE NON-MET. MIN. NES	GREEK	3,500	3,360		6,860	GRECC		MIN. NON-MET. BRUTS NDA
	CAN	7,822			7,822	CAN		
	OTHER	2,187			2,187	AUTRE		
COMMODITY TOTAL		13,509	3,360		16,869			TOTAL DE MARCHANDISE
LUMBER AND TIMBER	U K	44,946		144,162	189,108	R U		BOIS OEUVRE ET CHARP.
	GER	10,410	2,060		12,470	ALL		
	GREEK	30,377	5,529	40,818	76,724	GRECC		
	NETH			7,302	7,302	P. BAS		
	NORW	13,298		138,614	151,912	NORV		
	SWEDN			172,775	172,775	SUEDE		
	LIBER		5,149	81,717	86,866	LIBER		
	PANAM	3,948			3,948	PANAM		
	CAN	71			71	CAN		
	OTHER	15,641	1,406	91,101	108,148	AUTRE		
COMMODITY TOTAL		118,691	14,144	676,489	809,324			TOTAL DE MARCHANDISE
SHINGLES AND SHAKES	U K			24	24	R U		BARDEAUX, BARD. FACADE
	GREEK			185	185	GRECC		
	NORW			92	92	NORV		
	SWEDN			284	284	SUEDE		
	LIBER			1,007	1,007	LIBER		
COMMODITY TOTAL				1,592	1,592			TOTAL DE MARCHANDISE
VENEER, PLYWOOD	U K	2,607		2,712	5,319	R U		PLACAGES, CONTRE-PLAQ.
	GER	8,397			8,397	ALL		
	GREEK			6,457	6,457	GRECC		
	NORW			22,239	22,239	NORV		
	SWEDN			33,702	33,702	SUEDE		
	LIBER			12,821	12,821	LIBER		
	OTHER	112		10,727	10,839	AUTRE		
COMMODITY TOTAL		11,116		88,658	99,774			TOTAL DE MARCHANDISE
WOOD FAB. MATERIALS	NORW			2	2	NORV		DEMI-PRODUITS EN BOIS
	LIBER			1,000	1,000	LIBER		
COMMODITY TOTAL				1,002	1,002			TOTAL DE MARCHANDISE
PULP	U K	59,491		61,160	120,651	R U		PATE
	OENMK	3,178			3,178	DANMK		
	GER	7,034		1,658	8,692	ALL		
	GREEK	693	736	923	2,352	GRECC		
	NETH	1,075			1,075	P. BAS		
	NORW	1,027		91,982	93,009	NORV		
	SWEDN			45,233	45,233	SUEDE		
	LIBER	7,399		23,692	31,091	LIBER		
	PANAM		4,513		4,513	PANAM		
	OTHER	13,723	1,108	70,171	85,002	AUTRE		
COMMODITY TOTAL		93,620	6,357	294,819	394,796			TOTAL DE MARCHANDISE
NEWSPRINT PAPER	U K	164,267			164,267	R U		PAPIER JOURNAL
	DENMK	5,450			5,450	DANMK		
	GER	13,279			13,279	ALL		
	GREEK	10,778			10,778	GRECC		
	NETH	578			578	P. BAS		
	NORW	88,583		2,080	90,663	NORV		
	SWEDN	48,008		1,757	49,765	SUEDE		
	LIBER	5,378			5,378	LIBER		
	CAN	3,013			3,013	CAN		
	OTHER	177,640			177,640	AUTRE		
COMMODITY TOTAL		516,974		3,837	520,811			TOTAL DE MARCHANDISE
PAPER NES	U K			729	729	R U		PAPIER NOA
	NORW			7,622	7,622	NORV		
	SWEDN			2,652	2,652	SUEDE		
COMMODITY TOTAL				11,003	11,003			TOTAL DE MARCHANDISE
PAPERBOARD	U K	11,471		21,933	33,404	R U		CARTON
	GER	54,624			54,624	ALL		
	GREEK			3,931	3,931	GRECC		
	NORW	1,047		20,260	21,307	NORV		
	SWEDN			19,750	19,750	SUEDE		
	LIBER	1,880			1,880	LIBER		
	CAN	1,632			1,632	CAN		
	OTHER	27,322		9,032	36,354	AUTRE		
COMMODITY TOTAL		97,976		74,906	172,882			TOTAL DE MARCHANDISE
BLDG. PAPER AND BOARD	SWEDN			1,531	1,531	SUEDE		PLAQ. CONSTR., PAP/CART.
	OTHER	140			140	AUTRE		
COMMODITY TOTAL		140		1,531	1,671			TOTAL DE MARCHANDISE
JUTE WOVEN FABRICS	U K			105	105	R U		TISSUS DE JUTE
ANIMAL OILS, EXC. MARINE	NORW	19,533	1,116		20,649	NORV		HUIL. ANIM. SAUF AN. MAR.
	OTHER		784		784	AUTRE		
COMMODITY TOTAL		19,533	1,900		21,433			TOTAL DE MARCHANDISE
FISH, MARINE ANIMAL OIL	U K	206			206	R U		HUIL. DE POISSON, AN. MAR.
	NORW	2,963			2,963	NORV		
COMMODITY TOTAL		3,169			3,169			TOTAL DE MARCHANDISE

TABLE 1. CARGOES LOADED AT CANADIAN PORTS FOR FOREIGN COUNTRIES.

TABEAU 1. MARCHANDISES CHARGÉES DANS LES PORTS CANADIENS A DESTINATION DE PAYS ÉTRANGERS.

COUNTRY OF DESTINATION AND KIND OF CARGO	REGISTRY OF VESSEL	ATLANTIC ATLANTIQUE	GREAT LAKES GRANDS LACS	PACIFIC PACIFIQUE	TOTAL TOTAL	IMMATIC. DU NAVIRE	PAYS DE DESTINATION ET MARCHANDISE
UNITED KINGDOM CONT. SOYABEAN OIL	GER NORW OTHER		7,000 10,731 4,000 21,731		7,000 10,731 4,000 21,731	ALL NORV AUTRE	ROYAUME-UNI SUITE HUILE DE SOYA
COMMODITY TOTAL VEG.OILS,FATS NES	NORW GREEK NORW	2,576 3			2,576 3	NORV GRECC	TOTAL DE MARCHANDISE HUIL.MAT.GRAS.VEG.NDA
COMMODITY TOTAL INCRGANIC CHEMS. NES	U K NDRW	41,661	848 848		1,716 1,719	NORV	TOTAL DE MARCHANDISE PRCC.CHIM.INCRG.NDA
ORGANIC CHEMICALS NES	NORW		7,745		7,745	NORV	PRCC.CHIM.ORGAN.NCA
SYNTHETIC RUBBER	NORW		5,831		5,831	NORV	CACUTCHOUQ SYNTHTIQUE
PLASTIC MATERIALS	GREEK	87			87	GRECC	MATIERES PLASTIQUES
FUEL OIL	GREEK ITALY PANAM OTHER	142,525 34,197 61,104 62,489 300,315			142,525 34,197 61,104 62,489 300,315	GRECC ITAL PANAM AUTRE	MAZCUT
COMMODITY TOTAL COKE	U K	11,184			11,184	R U	TOTAL DE MARCHANDISE COKE
PETROL.COAL PRCD.NES	GREEK NORW LIBER	13,358	1,667		13,358 1,667 24,696 39,721	GRECC NORV LIBER	DERIVE PETR.CHARB.NDA
COMMODITY TOTAL BARS AND RODS,STEEL	GREEK		20		20	GRECC	TOTAL DE MARCHANDISE BARRS ET TIGES ACIER
PLATE & SHEET STEEL	GREEK OTHER		500		500	GRECC AUTRE	TOLLS,FEUILLES DACIER
COMMODITY TOTAL STRUCTURAL SHAPES	OTHER	28			28	AUTRE	
COMMODITY TOTAL GER	DENMK	996	500		528	DANMK	TOTAL DE MARCHANDISE PROFILES DE CONSTRUCT.
GREEK	GER	2,214			2,214	ALL	
NETH	GREEK		562		562	GRECC	
COMMODITY TOTAL PIPES,TUBES:IRON,STEEL	NETH	913			913	P.BAS	TOTAL DE MARCHANDISE TUYAUX,TUBES:FER,ACIER
COMMODITY TOTAL ALUMINIUM	GER GREEK	4,123	562		4,685	ALL GRECC	TOTAL DE MARCHANDISE ALUMINIUM
COMMODITY TOTAL COPPER AND ALLOYS	U K NORW SWEON CAN OTHER	21,535 2,253 991 3,508 26,283 54,570			21,535 2,253 991 3,508 26,283 54,570	R U NORV SUECE CAN AUTRE	TOTAL DE MARCHANDISE CUIVRE ET ALLIAGES
LEAD AND ALLOYS	OTHER	386	594		980	AUTRE	PLOMB ET ALLIAGES
COMMODITY TOTAL NICKEL AND ALLOYS	GER			2,325	2,325	ALL	TOTAL DE MARCHANDISE NICKEL ET ALLIAGES
ZINC AND ALLOYS	GER			1,000	1,000	AUTRE	
COMMODITY TOTAL NON-FERROUS METALS NES	GER			3,325	3,325	ALL	TOTAL DE MARCHANDISE NICKEL ET ALLIAGES
COMMODITY TOTAL METAL FAB.BASIC PRCD.	GER			1,211	1,211	ALL	TOTAL DE MARCHANDISE NICKEL ET ALLIAGES
COMMODITY TOTAL MACHINERY NES	GER			4,702	4,702	ALL	TOTAL DE MARCHANDISE ZINC ET ALLIAGES
COMMODITY TOTAL PASS.AUTOS AND CHASSIS	OTHER			1,000	1,000	AUTRE	TOTAL DE MARCHANDISE METAUX NON-FERREUX NOA
COMMODITY TOTAL TRUCKS AND CHASSIS	U K GER OTHER	15			15	R U ALL AUTRE	TOTAL DE MARCHANDISE METAUX NON-FERREUX NOA
COMMODITY TOTAL MOTOR VEHICLE ENGINES	U K GER OTHER	15 427 29 456			10 22 47	R U ALL AUTRE	TOTAL DE MARCHANDISE MOTEURS DE VEH.AUTOM.
ROAD MOTOR VEH. NES	DENMK GER	29 456			22 47	AUTRE	OUVR.DE BASE EN METAL
COMMODITY TOTAL SHIPS,AIRCRAFT,MIS.VEH	U K DENMK GER	23 34 7			23 34 7	R U DANMK ALL	TOTAL DE MARCHANDISE MACHINES NOA
COMMODITY TOTAL EQUIPMENT MISC.	GREEK SWEON OTHER	242 455 761	388		388 277 1,061 1,790	GRECC SUEDE AUTRE	TOTAL DE MARCHANDISE NAVIRES,AVIONS,VEH.DIV
COMMODITY TOTAL PERSONAL,HSEHOLD GOODS	U K GER	11 1			11 1	R U ALL	TOTAL DE MARCHANDISE MATERIEL DIVERS
COMMODITY TOTAL CONTAINERS,CLOSURES	LIBER	2			2	LIBER	TOTAL DE MARCHANDISE ART.PERS.ET MENAGERS
	DENMK	612	219		219	DANMK	TOTAL DE MARCHANDISE ART.PERS.ET MENAGERS
	GER		8		8	ALL	
	GREEK				8	GRECC	
	LIBER	8			8	LIBER	
	DENMK	620	227		847	DANMK	TOTAL DE MARCHANDISE MOTEURS DE VEH.AUTOM.
	U K	51	2		2	R U	VEH.AUTOM.ROUTIERS NOA
	GER	4			4	ALL	
	GREEK	55			55	GRECC	TOTAL DE MARCHANDISE NAVIRES,AVIONS,VEH.DIV
	SWEDN		3		3	SUEDE	
	GREEK	9			9	GRECC	TOTAL DE MARCHANDISE MATERIEL DIVERS
	OTHER	27			27	AUTRE	
	U K	36			36	R U	TOTAL DE MARCHANDISE ART.PERS.ET MENAGERS
	GREEK	2			2	GRECC	
	OTHER	26			26	AUTRE	
	U K	2			2	R U	TOTAL DE MARCHANDISE ART.PERS.ET MENAGERS
	GER	30			30	ALL	
	OTHER	50			50	AUTRE	TOTAL DE MARCHANDISE CONTAINERS,PERMETURES

TABLE 1. CARGOES LOADED AT CANADIAN PORTS FOR FOREIGN COUNTRIES.

TABLEAU 1. MARCHANDISES CHARGÉES DANS LES PORTS CANADIENS A DESTINATION DE PAYS ÉTRANGERS.

COUNTRY OF DESTINATION AND KIND OF CARGO	REGISTRY OF VESSEL	ATLANTIC ATLANTIQUE	GREAT LAKES GRANDS LACS	PACIFIC PACIFIQUE	TOTAL TOTAL	IMMATIC. OU NAVIRE	PAYS DE DESTINATION ET MARCHANDISE
UNITED KINGDOM CONT.							ROYAUME-UNI SUITE
	GREEK	6			6	GRECC	
	OTHER	3			3	AUTRE	
COMMODITY TOTAL		9			9		TOTAL DE MARCHANDISE
MISC. END PRODUCTS NES	GREEK	13			13	GRECC	PRCUIITS FINIS DIV.NDA
	NORW			2	2	NORV	
	SWEDN			80	80	SUEDE	
COMMODITY TOTAL		13		82	95		TOTAL DE MARCHANDISE
GENERAL CARGO	U K	2		11	13	R U	MARCHANDISES DIVERSES
	OTHER	10			10	AUTRE	
COMMODITY TOTAL		12		11	23		TOTAL DE MARCHANDISE
CONTAINERIZED FREIGHT	U K	650,329		9,958	660,287	R U	FRET CONTENEURESE
	DENMK			10,698	10,698	DANMK	
	GER	16,839			16,839	ALL	
	NETH	422			422	P.BAS	
	SWEDN	1,857		26,085	27,942	SUEDE	
	OTHER	53,883			53,883	AUTRE	
COMMODITY TOTAL		723,330		46,741	770,071		TOTAL DE MARCHANDISE
COUNTRY/REGION TOTAL		8,921,670*	544,983*	1,232,652*	10,699,305*		TOTAL DE PAYS/REGION
GIBRALTAR							GIBRALTAR
BARLEY	OTHER	31,668			31,668	AUTRE	ORGE
FUEL OIL	GREEK	42,560			42,560	GRECC	MAZCUT
	LIBER	110,499			110,499	LIBER	
	OTHER	41,800			41,800	AUTRE	
COMMODITY TOTAL		194,859			194,859		TOTAL DE MARCHANDISE
COUNTRY/REGION TOTAL		226,527*	*	*	226,527*		TOTAL DE PAYS/REGION
MALTA AND GOZO							MALTE ET GOZZO
BARLEY	LIBER	4,004			4,004	LIBER	ORGE
CORN	LIBER	3,696			3,696	LIBER	MAIS
WHEAT	LIBER	11,238	12,320		23,558	LIBER	BLE
COUNTRY/REGION TOTAL		18,938*	12,320*	*	31,258*		TOTAL DE PAYS/REGION
BELGIUM-LUXEMB							BELGIQUE-LUX.
MEAT,FRESH OR FROZEN	GER		1		1	ALL	VIANDE,FRAICHE / CONG.
	SWEDN			25	25	SUEDE	
COMMODITY TOTAL			1	25	26		TOTAL DE MARCHANDISE
MEAT AND MEAT PREP.NES	GER		23		23	ALL	VIANDES ET PREP.NDA
FISH,FRESH OR FROZEN	GER			20	20	ALL	POISSON,FRAIS OU CONG.
	NORW	420			420	NORV	
	SWEDN			85	85	SUEDE	
	PANAM	114			114	PANAM	
COMMODITY TOTAL		534		105	639		TOTAL DE MARCHANDISE
FISH,SALTED OR CURED	GER			40	40	ALL	POISSON,SALE OU FUME
FISH,CANNED	GER			102	102	ALL	POISSON EN BOITES
	GREEK			5	5	GRECC	
	LIBER			10	10	LIBER	
	OTHER			12	12	AUTRE	
COMMODITY TOTAL				129	129		TOTAL DE MARCHANDISE
SHELL FISH,NES	PANAM	35			35	PANAM	MOLLUSQUES CRUST.,NDA
BARLEY	U K	6,595			6,595	R U	ORGE
	LIBER	9,240			9,240	LIBER	
	OTHER	2,000			2,000	AUTRE	
COMMODITY TOTAL		17,835			17,835		TOTAL DE MARCHANDISE
CORN	U K	6,468			6,468	R U	MAIS
	ITALY	3,800			3,800	ITAL	
	NORW	4,500			4,500	NORV	
	SWEDN	7,300			7,300	SUEDE	
	LIBER	24,500			24,500	LIBER	
	OTHER	4,500			4,500	AUTRE	
COMMODITY TOTAL		51,068			51,068		TOTAL DE MARCHANDISE
OATS	LIBER	10,000			10,000	LIBER	AVOINE
WHEAT	U K	63,132	5,600		68,732	R U	BLE
	DENMK		17,860		17,860	DANMK	
	GER	13,474			13,474	ALL	
	LIBER	11,872			11,872	LIBER	
	OTHER	36,489	4,288		40,777	AUTRE	
COMMODITY TOTAL		124,967	27,748		152,715		TOTAL DE MARCHANDISE
MACARONI,CEREAL PROD.	GER	25			25	ALL	PATES ALIM.PROD.CEREAL
	OTHER	3			3	AUTRE	
COMMODITY TOTAL		28			28		TOTAL DE MARCHANDISE
VEGETABLE PREP.NES	OTHER	4			4	AUTRE	PREP. DE LEGUMES NDA
GROUND CEREALS NES	DENMK	9,500			9,500	DANMK	CEREALES MOULUES NDA
NON-ALCOHOLIC BEVERAGE	GER		6		6	ALL	BOISSONS NON-ALCOHOLIQ.
	OTHER		3		3	AUTRE	
COMMODITY TOTAL			9		9		TOTAL DE MARCHANDISE
DIST.ALCOHOLIC BEV.	OTHER	2			2	AUTRE	BOISS.ALCOOL.DIST.
SOYA BEANS	LIBER	16,598			16,598	LIBER	GRAINE DE SOYA
CRUDE VEG.PROD.NES	GER		5		5	ALL	PR.BRUTS ORIG.VEG.NDA
CRUDE WOOD PROD. NES	OTHER			340	340	AUTRE	MATIERES BRUT BRUT NDA

TABLE 1. CARGOES LOADED AT CANADIAN PORTS FOR FOREIGN COUNTRIES.

TABLEAU 1. MARCHANDISES CHARGÉES DANS LES PORTS CANADIENS A DESTINATION DE PAYS ÉTRANGERS.

COUNTRY OF DESTINATION AND KIND OF CARGO	REGISTRY OF VESSEL	ATLANTIC ATLANTIQUE	GREAT LAKES GRANDS LACS	PACIFIC PACIFIQUE	TOTAL TOTAL	IMMATIC. DU NAVIRE	PAYS DE DESTINATION ET MARCHANDISE
BELGIUM-LUXEMB CONT. COPPER ORE AND CONC. IRON ORE AND CONC	LIBER			1,849	1,849	LIBER	BELGIQUE-LUX. SUITE MINERAI, CONC. CUIVRE MINERAI, CONC. DE FER
	GER	33,712			33,712	ALL	
	ITALY	145,600			145,600	ITAL	
	NORW	97,914			97,914	NORV	
	LIBER	73,920			73,920	LIBER	
COMMODITY TOTAL					220,483	AUTRE	TOTAL DE MARCHANDISE
LEAD ORE AND CONC.	GER	1,180			1,180	ALL	MINERAI, CONC. DE PLOMB
	GREEK			9,311	9,311	GRECC	
	LIBER	5,603		12,629	18,232	LIBER	
COMMODITY TOTAL		6,783		21,940	28,723		TOTAL DE MARCHANDISE
ZINC ORE AND CONC.	U K	11,378		13,858	25,236	R U	MINERAI, CONC. DE ZINC
	DENMK	62,047			62,047	DANMK	
	GER	269,554			269,554	ALL	
	NORW	10,132		4,397	14,529	NORV	
	LIBER	34,736		21,432	56,168	LIBER	
	OTHER	289,157		561	289,718	AUTRE	
	COMMODITY TOTAL		677,004		40,248	717,252	
ORES AND CONCS	U K			1,921	1,921	R U	MINERAIS ET CONC.NDA
	GER			969	969	ALL	
	NORW			921	921	NORV	
	LIBER			139	139	LIBER	
	OTHER			1,113	1,113	AUTRE	
COMMODITY TOTAL				5,063	5,063		TOTAL DE MARCHANDISE
NON-FERROUS MET. SCRAP	GER			9	9	ALL	DECHETS METAL. NON FER.
OTHER				59	59	AUTRE	
COMMODITY TOTAL				68	68		TOTAL DE MARCHANDISE
SLAG, ORDS. BY-PRODUCTS	NETH	36,456			36,456	P. BAS	POUS-GUEUL. SCOR. PRDD.
OTHER		82,860			82,860	AUTRE	
COMMODITY TOTAL		119,316			119,316		TOTAL DE MARCHANDISE
CRUDE PETROLEUM ASBESTOS	PANAM	49,170			49,170	PANAM	PETROLE BRUT AMIANTE
	U K	15,500			15,500	R U	
	GER			1,092	1,092	ALL	
	GREEK			3,378	3,378	GRECC	
	LIBER			15	15	LIBER	
	PANAM			446	446	PANAM	
	OTHER	6,720		2,156	8,876	AUTRE	
COMMODITY TOTAL		22,220		7,087	29,307		TOTAL DE MARCHANDISE
SULPHUR IN ORES	LIBER			53,760	53,760	LIBER	SOUFRE EN MINERAI
OTHER				113,435	113,435	AUTRE	
COMMODITY TOTAL				167,195	167,195		TOTAL DE MARCHANDISE
WASTE AND SCRAP NES	GER		6		6	ALL	DECHETS ET REBUTS NCA
LEATHER	GER		2		2	ALL	CUIR
LUMBER AND TIMBER	U K			12,464	12,464	R U	BOIS DOEUVRE ET CHARP.
	GER	300		63	363	ALL	
	NORW			20,774	20,774	NORV	
	SWEDN	302		9,039	9,341	SUEDE	
	LIBER			72	72	LIBER	
	OTHER	2,213	723	24,365	27,301	AUTRE	
	COMMODITY TOTAL		2,815	723	66,777	70,315	
VENEER, PLYWOOD	U K			950	950	R U	PLACAGES, CONTRE-PLAQ.
GREEK				4	4	GRECC	
NORW				427	427	NORV	
SWEDN				81	81	SUEDE	
LIBER				6,539	6,539	LIBER	
OTHER				2,486	2,486	AUTRE	
COMMODITY TOTAL				10,487	10,487		TOTAL DE MARCHANDISE
WOOD FAB. MATERIALS	GER		3,008		3,008	ALL	DEMI-PRODUITS EN BOIS
OTHER			790		790	AUTRE	
COMMODITY TOTAL			3,798		3,798		TOTAL DE MARCHANDISE
PULP	U K	24,388		82,019	106,407	R U	PATE
	GER	1,868		1,345	3,213	ALL	
	GREEK			320	320	GRECC	
	NORW	546		48,031	48,577	NORV	
	SWEDN			16,520	16,520	SUEDE	
	LIBER	5,509		22,889	28,398	LIBER	
	PANAM			745	745	PANAM	
	OTHER	1,607		85,351	86,958	AUTRE	
	COMMODITY TOTAL		33,918		257,220	291,138	
NEWSPRINT PAPER	U K	261			261	R U	PAPIER JOURNAL
SWEON				4,788	4,788	SUEDE	
OTHER	552			552	AUTRE		
COMMODITY TOTAL		813		4,788	5,601		TOTAL DE MARCHANDISE
PAPER NES	U K			7,604	7,604	R U	PAPIER NDA
SWEDN				10,615	10,615	SUEDE	
OTHER			7	2,974	2,981	AUTRE	
COMMODITY TOTAL			7	21,193	21,200		TOTAL DE MARCHANDISE
PAPERBOARD	U K	4,197		13,231	17,428	R U	CARTON
GREEK	3,280		3,668	6,948	GRECC		
NORW			8,209	8,209	NORV		
SWEDN			27,670	27,670	SUEDE		
OTHER			2,073	2,073	AUTRE		
COMMODITY TOTAL		7,477		54,851	62,328		TOTAL DE MARCHANDISE
BLDG. PAPER AND BOARD	GREEK			7,951	7,951	GRECC	PLAQ. CONSTR., PAP/CART.
JUTE WOVN FABRICS	U K			1,242	1,242	R U	TISSUS DE JUTE
TEXTILE FAB. MTL NES	GER		439		439	ALL	OUVR. EN MAT. TEXT. NDA

TABLE 1. CARGOES LOADED AT CANADIAN PORTS FOR FOREIGN COUNTRIES.

TABLEAU 1. MARCHANDISES CHARGÉES DANS LES PORTS CANADIENS À DESTINATION DE PAYS ÉTRANGERS.

COUNTRY OF DESTINATION AND KIND OF CARGO	REGISTRY OF VESSEL	ATLANTIC ATLANTIQUE	GREAT LAKES GRANDS LACS	PACIFIC PACIFIQUE	TOTAL TOTAL	IMMATIC. DU NAVIRE	PAYS DE DESTINATION ET MARCHANDISE
BELGIUM-LUXEMB CONT. INORGANIC CHEMS. NES	GER	11			11	ALL	BELGIUM-LUX. SUITE
ORGANIC CHEMICALS NES	GER		55		55	ALL	PRC.D.CHIM.INORG.NDA
	OTHER		3		3	AUTRE	PRC.D.CHIM.ORGAN.NDA
COMMODITY TOTAL			58		58		TOTAL DE MARCHANDISE
FERTILIZERS NES	U K	18,321			18,321	R U	ENGRAIS CHIMIQUE NDA
	GER	6,912			6,912	ALL	
	GREEK	24,301			24,301	GRECC	
COMMODITY TOTAL		49,534			49,534		TOTAL DE MARCHANDISE
CHEM. SPECIALTIES NES	GER		8		8	ALL	PRC.D.CHIM.SPECIALS NDA
FUEL OIL	GREEK	40,273			40,273	GRECC	MAZOUT
LUBRICATING OIL, GREASE	GER	2			2	ALL	HUILE, GRAISSE LUBRIF.
PETROL, COAL PROCD. NES	NCRW		1,322		1,322	NORV	DÉRIVÉ PETR. CHARB. NDA
	LIBER	19,288			19,288	LIBER	
COMMODITY TOTAL		19,288	1,322		20,610		TOTAL DE MARCHANDISE
FERRO-ALLOYS	U K	4,400			4,400	R U	FERRC-ALLIAGES
PRIMARY IRON, STEEL NES	U K	2,492			2,492	R U	FER, ACIER PRIMAIR. NDA
	DENMK	1,030			1,030	DANMK	
	GER	1,450			1,450	ALL	
COMMODITY TOTAL		4,972			4,972		TOTAL DE MARCHANDISE
BARNS AND RODS, STEEL	GER	200			200	ALL	BARRES ET TIGES ACIER
PLATE & SHEET STEEL	GREEK	732			732	GRECC	TOLES, FEUILLES CACIER
STRUCTURAL SHAPES	DENMK	1,893			1,893	DANMK	PROFILES DE CONSTRUCT.
	GER	1,136			1,136	ALL	
	NORW	5,071			5,071	NORV	
	LIBER	1,086			1,086	LIBER	
COMMODITY TOTAL		9,186			9,186		TOTAL DE MARCHANDISE
ALUMINUM	OTHER	307			307	AUTRE	ALUMINIUM
NICKEL AND ALLOYS	OTHER			1	1	AUTRE	NICKEL ET ALLIAGES
NCN-FERROUS METALS NES	DENMK	12			12	DANMK	METALX NCN-FERREUX NDA
METAL FAB. BASIC PROD.	GER	137	33		170	ALL	OUVR. DE BASE EN METAL
BRICKS, TILES NES	GER	116			116	ALL	BRICQUES, TUILES NDA
NCN-MET. MIN. BASIC PROD	LIBER			1	1	LIBER	PRC.D. MIN. NON-MET. BASE
MACHINERY NES	GER	2	9		12	ALL	MACHINES NDA
	GREEK	32			33	GRECC	
	SWEON	16			16	SUEDE	
	OTHER		96		96	AUTRE	
COMMODITY TOTAL		50	105	2	157		TOTAL DE MARCHANDISE
PASS. AUTOS AND CHASSIS	NETH	5			5	P. BAS	VOITURES PART., CHASSIS
TRUCKS AND CHASSIS	GER	16			16	ALL	CAMIONS ET CHASSIS
MOTOR VEHICLE ENGINES	GER		1		1	ALL	MOTEURS DE VEH. AUTOM.
ROAD MOTOR VEH. NES	SWEON	7			7	SUEDE	VEH. AUTOM. ROUTIERS NDA
SHIPS, AIRCRAFT, MIS. VEH	SWEON	4			4	SUEDE	NAVIRES, AVIONS, VEH. DIV
	OTHER	7			7	AUTRE	
COMMODITY TOTAL		11			11		TOTAL DE MARCHANDISE
EQUIPMENT MISC.	GER		7		7	ALL	MATERIEL DIVERS
	GREEK	2			6	GRECC	
	OTHER	5			5	AUTRE	
COMMODITY TOTAL		7	7	4	18		TOTAL DE MARCHANDISE
PERSONAL, HOUSEHOLD GOODS	GER	12	1		13	ALL	ART. PERS. ET MENAGERS
	LIBER			1	1	LIBER	
COMMODITY TOTAL		12	1	1	14		TOTAL DE MARCHANDISE
MISC. END PRODUCTS NES	GER	1			1	ALL	PRC.DITS FINIS DIV. NDA
	OTHER	2			2	AUTRE	
COMMODITY TOTAL		3			3		TOTAL DE MARCHANDISE
GENERAL CARGO	GER	1	8		9	ALL	MARCHANDISES DIVERSES
	SWEON	23			23	SUEDE	
	OTHER	1	1	1	3	AUTRE	
COMMODITY TOTAL		25	9	1	35		TOTAL DE MARCHANDISE
CONTAINERIZED FREIGHT	U K	216,081		1,752	217,833	R U	FRET CONTENEURESE
	DENMK	17,777		1,589	19,366	DANMK	
	GER	71,845	707		72,552	ALL	
	NETH	3,753			3,753	P. BAS	
	SWEON	13,940		2,986	16,926	SUEDE	
	OTHER	150,726	221		150,947	AUTRE	
COMMODITY TOTAL		474,122	928	6,327	481,377		TOTAL DE MARCHANDISE
COUNTRY/REGION TOTAL		2,325,144*	35,233*	675,135*	3,035,512*		TOTAL DE PAYS/REGION
DENMARK							DENMARK
FISH, FRESH OR FROZEN	DENMK	232			232	DANMK	POISSON, FRAIS OU CONG.
	NETH	872			872	P. BAS	
	SWEON			297	297	SUEDE	
COMMODITY TOTAL		1,104		297	1,401		TOTAL DE MARCHANDISE
FISH, SALTED OR CURED	DENMK	150			150	DANMK	POISSON, SALE OU FUME
	NETH	15			15	P. BAS	
COMMODITY TOTAL		165			165		TOTAL DE MARCHANDISE
SHELL FISH, NES	NETH	281			281	P. BAS	MOLLUSQUES CRUST., NDA
CRUDE ANIMAL PROD. NES	NETH	4			4	P. BAS	PR. BRUTS ORIG. ANIM. NDA
WASTE AND SCRAP NES	NETH	2,661			2,661	P. BAS	DECHETS ET REBUTS NDA
SHINGLES AND SHAKES	NORW			7	7	NORV	BARDEAUX, BARD. FACADE
VENEER, PLYWOOD	OTHER			3,024	3,024	AUTRE	PLACAGES, CONTRE-PLAQ.
FUEL OIL	LIBER	19,498			19,498	LIBER	MAZOUT
CONTAINERIZED FREIGHT	U K			271	271	R U	FRET CONTENEURESE
	DENMK			582	582	DANMK	
	SWEON			1,289	1,289	SUEDE	

TABLE 1. CARGOES LOADED AT CANADIAN PORTS FOR FOREIGN COUNTRIES.

TABLEAU 1. MARCHANDISES CHARGÉES DANS LES PORTS CANADIENS A DESTINATION DE PAYS ÉTRANGERS.

COUNTRY OF DESTINATION AND KIND OF CARGO	REGISTRY OF VESSEL	ATLANTIC ATLANTIQUE	GREAT LAKES GRANDS LACS	PACIFIC PACIFIQUE	TOTAL TOTAL	IMMATIC. DU NAVIRE	PAYS DE DESTINATION ET MARCHANDISE
DENMARK CONT. COMMODITY TOTAL				2,142	2,142		DANEMARK SUITE TOTAL DE MARCHANDISE
COUNTRY/REGION TOTAL		23,713*	*	5,470*	29,183*		TOTAL DE PAYS/REGION
FINLAND FISH, FRESH OR FROZEN	JAPAN			45	45	JAPCN	FINLANDE POISSON, FRAIS OU CONG.
FISH, SALTED OR CURED	DENPK	209			209	DANMK	POISSON, SALE OU FUME
COMMODITY TOTAL	OTHER	521			521	AUTRE	TOTAL DE MARCHANDISE
CORN	NDRW	4,743			4,743	NORV	MAIS
APPLES	JAPAN			36	36	JAPCN	POMMES
COPPER ORE AND CONC.	LIBER	380			380	LIBER	MINÉRAI, CONC. CUIVRE
IRON ORE AND CONC.	U K	52,008			52,008	R U	MINÉRAI, CONC. DE FER
COMMODITY TOTAL	GREEK	36,344			36,344	GRECC	
IRON AND STEEL SCRAP	SWEDN	13,721			13,721	SUEDE	TOTAL DE MARCHANDISE
ASBESTOS	DENMK	102,073			102,073	DANMK	DECHETS DE FER, DAGIER
COMMODITY TOTAL	GER	10,201			10,201	ALL	AMIANTE
WASTE AND SCRAP NES	GREEK			101	101	GRECC	TOTAL DE MARCHANDISE
COMMODITY TOTAL	PANAM			490	490	PANAM	DECHETS ET REBUTS NDA
LUMBER AND TIMBER	OTHER			150	150	AUTRE	TOTAL DE MARCHANDISE
VENEER, PLYWOOD	PANAM	788			788	PANAM	BOIS D'OEUVRE ET CHARP.
TRACTORS	GREEK	826			826	GRECC	PLACAGES, CONTRE-PLAQ.
MACHINERY NES	GREEK	240			240	GRECC	TRACTEURS
EQUIPMENT MISC.	GER	1,854			1,854	ALL	MACHINES NDA
PERSONAL, HOUSEHOLD GOODS	GREEK			806	806	GRECC	MATÉRIEL DIVERS
COUNTRY/REGION TOTAL		119,981*	*	986*	120,967*		ART. PERS. ET MENAGERS
FRANCE-ATLANT. MEAT, FRESH OR FROZEN	GER		8		8	ALL	FRANCE-ATLANT. VIANDE, FRAICHE / CONG.
FISH, FRESH OR FROZEN	U K			105	105	R U	POISSON, FRAIS OU CONG.
COMMODITY TOTAL	GER			396	396	ALL	TOTAL DE MARCHANDISE
FISH, SALTED OR CURED	NETH	9			9	P. BAS	POISSON, SALE OU FUME
FISH, LANNED	SWEDN			386	386	SUEDE	POISSON EN BOITES
COMMODITY TOTAL	LIBER			71	71	LIBER	TOTAL DE MARCHANDISE
SHELL FISH, NES	JAPAN			111	111	JAPCN	POISSON, SALE OU FUME
WHEAT	OTHER			292	292	AUTRE	POISSON EN BOITES
COMMODITY TOTAL	GER	9			9	ALL	TOTAL DE MARCHANDISE
APPLES	GER			17	17	ALL	POISSON, SALE OU FUME
VEGETABLE PREP. NES	GREEK			30	30	ALL	POISSON EN BOITES
NON-ALCOHOLIC BEVERAGE	LIBER			26	26	GRECC	TOTAL DE MARCHANDISE
SEEDS FOR SOWING NES	PANAM			20	20	LIBER	MOLLUSQUES CRUST. NDA
SOYA BEANS	OTHER			3	3	PANAM	BLE
OIL SEEDS, NUTS NES	GER			15	15	AUTRE	TOTAL DE MARCHANDISE
PULPHOOD	OTHER			94	94	ALL	MOLLUSQUES CRUST. NDA
COMMODITY TOTAL	SWEDN	785			785	SUEDE	BLE
TEXTILE FIBRES NES	LIBER	3,597			3,597	LIBER	TOTAL DE MARCHANDISE
IRON ORE AND CONC.	OTHER	121			121	AUTRE	POMMES
ZINC ORE AND CONC.	JAPAN	4,503			4,503	JAPCN	PREP. DE LEGUMES NDA
ORES AND CONC. NES	OTHER			37	37	AUTRE	BOISSONS NON-ALCOOLIQ.
NON-FERROUS MET. SCRAP	GER			1	1	ALL	TOTAL DE MARCHANDISE
SLAG, LROSS, BY-PRODUCTS	NORW			2	2	AUTRE	GRAINES DE SEMENCE NDA
	OTHER			3	3	AUTRE	GRAINES, NOIX OLEAG. NDA
	OTHER	13,840			13,840	AUTRE	BOIS A PATE
	NORW	22,266			22,266	NORV	TOTAL DE MARCHANDISE
	OTHER	7,000			7,000	AUTRE	GRAINES DE SEMENCE NDA
	GER	1,431			1,431	ALL	GRAINES, NOIX OLEAG. NDA
	NORW	3,500			3,500	NORV	BOIS A PATE
	LIBER	2,575			2,575	LIBER	TOTAL DE MARCHANDISE
	OTHER	36,945			36,945	AUTRE	FIBRES TEXTILES NDA
	GER	44,451			44,451	ALL	MINÉRAI, CONC. DE FER
	NORW	1			1	NORV	TOTAL DE MARCHANDISE
	LIBER	100,000			100,000	LIBER	FIBRES TEXTILES NDA
	JAPAN	67,200			67,200	JAPON	MINÉRAI, CONC. DE FER
	OTHER	210,968			210,968	AUTRE	TOTAL DE MARCHANDISE
	NORW	294,572			294,572	NORV	MINÉRAI, CONC. DE ZINC
	OTHER	672,740			672,740	AUTRE	TOTAL DE MARCHANDISE
	NORW			7,641	7,641	NORV	MINÉRAI, CONC. DE ZINC
	OTHER			2,500	2,500	AUTRE	TOTAL DE MARCHANDISE
	OTHER			10,141	10,141	AUTRE	MINÉRAI ET CONC. NDA
	LIBER	220			220	LIBER	DECHETS METAL. NON FER.
	OTHER			21	21	AUTRE	TOTAL DE MARCHANDISE
	OTHER			442	442	AUTRE	PCUS. GUEUL. SCOR. PROD.
	NORW	43,496			43,496	NORV	

TABLE 1. CARGOES LOADED AT CANADIAN PORTS FOR FOREIGN COUNTRIES.

TABLEAU 1. MARCHANDISES CHARGÉES DANS LES PORTS CANADIENS A DESTINATION DE PAYS ÉTRANGERS.

COUNTRY OF DESTINATION AND KIND OF CARGO	REGISTRY OF VESSEL	ATLANTIC ATLANTIQUE	GREAT LAKES GRANDS LACS	PACIFIC PACIFIQUE	TOTAL TOTAL	IMMATIC. DU NAVIRE	PAYS DE DESTINATION ET MARCHANDISE
FRANCE-ATLANT. CONT.							FRANCE-ATLANT. SUITE
	LIBER	12,565			12,565	LIBER	
	OTHER	11,648			11,648	AUTRE	
COMMODITY TOTAL		67,709			67,709		TOTAL DE MARCHANDISE
COAL, BITUMINEOUS	GREEK			24,500	24,500	GRECC	CHARBON BITUMINEUX
	NORW			100,688	100,688	NORV	
	LIBER			52,920	52,920	LIBER	
COMMODITY TOTAL				178,108	178,108		TOTAL DE MARCHANDISE
ASBESTOS	GER	47			47	ALL	AMIANTE
	SWEDN	38		138	185	SUEDE	
	LIBER			10	10	LIBER	
	PANAM			15	15	PANAM	
	OTHER	28		42	70	AUTRE	
COMMODITY TOTAL		113		205	318		TOTAL DE MARCHANDISE
SULPHUR IN ORES	LIBER			11,200	11,200	LIBER	SCUFRE EN MINERAI
	PANAM			13,076	13,076	PANAM	
COMMODITY TOTAL				24,276	24,276		TOTAL DE MARCHANDISE
WASTE AND SCRAP NES	NETH	124			124	P.BAS	DECHETS ET REBUTS NCA
LUMBER AND TIMBER	U K			3,265	3,265	R U	BOIS D'OEUVRE ET CHARP.
	GER			8,998	8,998	ALL	
	GREEK			6,436	6,436	GRECC	
	NORW			64,180	64,180	NORV	
	SWEDN	107		18,751	18,858	SUEDE	
	LIBER			3,485	3,485	LIBER	
	OTHER		189	23,113	23,302	AUTRE	
COMMODITY TOTAL		107	189	128,228	128,524		TOTAL DE MARCHANDISE
SHINGLES AND SHAKES	NORW			38	38	NORV	BARDEAUX, BARD, FACADE
	OTHER			96	96	AUTRE	
COMMODITY TOTAL				134	134		TOTAL DE MARCHANDISE
VENEER, PLYWOOD	U K			318	318	R U	PLACAGES, CONTRE-PLAQ.
	GREEK			5,250	5,250	GRECC	
	NORW			8,329	8,329	NORV	
	OTHER			3,016	3,016	AUTRE	
COMMODITY TOTAL				16,913	16,913		TOTAL DE MARCHANDISE
WOOD FAB. MATERIALS	GER		305		305	ALL	DEMI-PRODUITS EN BOIS
	OTHER		352		352	AUTRE	
COMMODITY TOTAL			657		657		TOTAL DE MARCHANDISE
PULP	U K			26,742	26,742	R U	PATE
	GER			8,329	8,329	ALL	
	GREEK			1,127	1,127	GRECC	
	NORW			19,273	19,273	NORV	
	SWEDN			5,868	5,868	SUEDE	
	LIBER			1,938	1,938	LIBER	
	PANAM			274	274	PANAM	
	CAN	1,460			1,460	CAN	
	OTHER	12,727		6,915	19,642	AUTRE	
COMMODITY TOTAL		14,187		70,466	84,653		TOTAL DE MARCHANDISE
NEWSPRINT PAPER	GER	10,101			10,101	ALL	PAPIER JOURNAL
	NORW	6,802			6,802	NORV	
COMMODITY TOTAL		16,903			16,903		TOTAL DE MARCHANDISE
PAPERBOARD	U K			5,456	5,456	R U	CARTON
	GER	557	2		559	ALL	
	SWEDN			5,472	5,472	SUEDE	
	OTHER	2,279			2,279	AUTRE	
COMMODITY TOTAL		2,836	2	10,928	13,766		TOTAL DE MARCHANDISE
WET MACHINE BOARD	GER	6			6	ALL	CARTON EN PATE PRESSE
TEXTILE FAB. MTL NES	OTHER	19			19	AUTRE	OUVR. EN MAT. TEXT. NDA
ANIMAL OILS, EXC. MARINE	GREEK		441		441	GRECC	HUIL. ANIM. SAUF AN. MAR.
	LIBER		845		845	LIBER	
COMMODITY TOTAL			1,286		1,286		TOTAL DE MARCHANDISE
INORGANIC CHEMS. NES	GER		3		3	ALL	PROD. CHIM. INORG. NDA
	OTHER	96			96	AUTRE	
COMMODITY TOTAL		96	3		99		TOTAL DE MARCHANDISE
ORGANIC CHEMICALS NES	GER		7		7	ALL	PROD. CHIM. ORGAN. NDA
	OTHER	1,460	2		1,462	AUTRE	
COMMODITY TOTAL		1,460	9		1,469		TOTAL DE MARCHANDISE
FERTILIZERS NES	GREEK			5	5	GRECC	ENGRAIS CHIMIQUE NDA
PLASTIC MATERIALS	GER	1			1	ALL	MATIERES PLASTIQUES
	OTHER	27			27	AUTRE	
COMMODITY TOTAL		28			28		TOTAL DE MARCHANDISE
FUEL OIL	LIBER	33,600			33,600	LIBER	MAZOUT
STRUCTURAL SHAPES	SWEDN	213			213	SUEDE	PROFILES DE CONSTRUCT.
COPPER AND ALLOYS	SWEDN	5,593			5,593	SUEDE	CUivre ET ALLIAGES
	OTHER	5,029			5,029	AUTRE	
COMMODITY TOTAL		10,622			10,622		TOTAL DE MARCHANDISE
NICKEL AND ALLOYS	SWEDN	171			171	SUEDE	NICKEL ET ALLIAGES
NON-FERROUS METALS NES	GER		2,975		2,975	ALL	METAUX NON-FERREUX NDA
	OTHER	388	1,339		1,727	AUTRE	
COMMODITY TOTAL		388	4,314		4,702		TOTAL DE MARCHANDISE
TRACTORS	SWEDN	316			316	SUEDE	TRACTEURS
	OTHER	89			89	AUTRE	
COMMODITY TOTAL		405			405		TOTAL DE MARCHANDISE
MACHINERY NES	GER	1	111	242	354	ALL	MACHINES NDA
	GREEK			3	3	GRECC	
	SWEDN	403			403	SUEDE	
	LIBER			39	39	LIBER	
	OTHER	510	86	3	599	AUTRE	
COMMODITY TOTAL		914	197	287	1,398		TOTAL DE MARCHANDISE

TABLE 1. CARGOES LOADED AT CANADIAN PORTS FOR FOREIGN COUNTRIES.

TABLEAU 1. MARCHANDISES CHARGÉES DANS LES PORTS CANADIENS À DESTINATION DE PAYS ÉTRANGERS.

COUNTRY OF DESTINATION AND KIND OF CARGO	REGISTRY OF VESSEL	ATLANTIC ATLANTIQUE	GREAT LAKES GRANDS LACS	PACIFIC PACIFIQUE	TOTAL TOTAL	IMMATIC. DU NAVIRE	PAYS DE DESTINATION ET MARCHANDISE
FRANCE-ATLANT. CONT.							FRANCE-ATLANT. SUITE
PASS.AUTOS AND CHASSIS	SWEON OTHER	217 107			217 107	SUEDE AUTRE	VOITURES PART.,CHASSIS
COMMODITY TOTAL		324			324		TOTAL DE MARCHANDISE
TRUCKS AND CHASSIS	SWEON	10			10	SUEDE	CAMIONS ET CHASSIS
MOTOR VEHICLE ENGINES	SWEON	15			15	SUEDE	MOTEURS DE VEH.AUTOM.
ROAD MOTOR VEH. NES	OTHER	2			2	AUTRE	VEH.AUTOM.ROUTIERS NDA
SHIPS,AIRCRAFT,MIS.VEH	SWEON	10			10	SUEDE	NAVIRES,AVIONS,VEH.DIV
EQUIPMENT MISC.	GER	1	6		7	ALL	MATERIEL DIVERS
	SWEON	30			30	SUEDE	
	OTHER	85	13		98	AUTRE	
COMMODITY TOTAL		116	19		135		TOTAL DE MARCHANDISE
PERSONAL,HOUSEHOLD GOODS	GER			1	1	ALL	ART.PERS.ET MENAGERS
	OTHER	2			2	AUTRE	
COMMODITY TOTAL		2		1	3		TOTAL DE MARCHANDISE
MISC. END PRODUCTS NES	GER	3			3	ALL	PRODUITS FINIS DIV.NDA
	OTHER			1	1	AUTRE	
COMMODITY TOTAL		3		1	4		TOTAL DE MARCHANDISE
GENERAL CARGO	GER		1		1	ALL	MARCHANDISES DIVERSES
	SWEON	101			101	SUEDE	
	CAN	14			14	CAN	
	OTHER	56	1		57	AUTRE	
COMMODITY TOTAL		171	2		173		TOTAL DE MARCHANDISE
CONTAINERIZED FREIGHT	U K	45,600			45,600	R U	FRET CONTENEURESE
	DENMK					DANMK	
	GER	741	446		1,187	ALL	
	SWEON	8,257		1,060	10,117	SUEDE	
	OTHER	3,643	1,014		4,657	AUTRE	
COMMODITY TOTAL		58,241	1,460	3,187	62,888		TOTAL DE MARCHANDISE
COUNTRY/REGION TOTAL		973,835*	8,591*	444,415*	1,426,841*		TOTAL DE PAYS/REGION
FRANCE-MEDITER							FRANCE-MEDITER
FISH,FRESH OR FROZEN	ITALY			82	82	ITAL	POISSON,FRAIS OU CONG.
FISH,CANNED	GER			52	52	ALL	POISSON EN BOITES
	ITALY			41	41	ITAL	
COMMODITY TOTAL				93	93		TOTAL DE MARCHANDISE
WHEAT	U K	5,257			5,257	R U	BLE
	GREEK	25,981			25,981	GRECC	
	LIBER	22,000			22,000	LIBER	
	PANAM	5,990			5,990	PANAM	
	OTHER	6,118			6,118	AUTRE	
COMMODITY TOTAL		65,346			65,346		TOTAL DE MARCHANDISE
SEEDS FOR SOWING NES	ITALY			10	10	ITAL	GRAINES DE SEMENCE NDA
PHILWOOD	OTHER	1,000			1,000	AUTRE	BOIS A PATE
IRON ORE AND CONC	NETH	39,200			39,200	P.BAS	MINERAU,CONC.DE FER
ORES AND CONC.NES	GER			226	226	ALL	MINERAIS ET CONC.NDA
	ITALY			200	200	ITAL	
COMMODITY TOTAL				426	426		TOTAL DE MARCHANDISE
ASBESTOS	ITALY			20	20	ITAL	AMIANTE
SULPHUR IN ORES	GREEK			12,982	12,982	GRECC	SOUFRE EN MINERAU
	OTHER			23,968	23,968	AUTRE	
COMMODITY TOTAL				36,950	36,950		TOTAL DE MARCHANDISE
PULP	U K	577			577	R U	PATE
	GER	8,794			8,794	ALL	
	GREEK			1,185	1,185	GRECC	
	NORW			2,564	2,564	NORV	
	OTHER	1,217			1,217	AUTRE	
COMMODITY TOTAL		10,588		6,413	17,001		TOTAL DE MARCHANDISE
PERSONAL,HOUSEHOLD GOODS	GER			5	5	ALL	ART.PERS.ET MENAGERS
	PANAM	1			1	PANAM	
COMMODITY TOTAL		1		5	6		TOTAL DE MARCHANDISE
CONTAINERIZED FREIGHT	GER	1,439			1,439	ALL	FRET CONTENEURESE
	ITALY	935			935	ITAL	
	LIBER	229			229	LIBER	
	OTHER	4,500			4,500	AUTRE	
COMMODITY TOTAL		7,103			7,103		TOTAL DE MARCHANDISE
COUNTRY/REGION TOTAL		123,238*	*	43,999*	167,237*		TOTAL DE PAYS/REGION
GERMANY WEST							ALLEMAGNE O.
LIVE ANIMALS, NES	GER		5		5	ALL	ANIMAUX VIVANTS, NDA
MEAT,FRESH OR FROZEN	SWEON			3	3	SUEDE	VIANDE,FRAICHE / CONG.
MEAT,CURED	GER	3			3	ALL	VIANDE FUMEE OU SALEE
	OTHER	3			3	AUTRE	
COMMODITY TOTAL		6			6		TOTAL DE MARCHANDISE
FISH,FRESH OR FROZEN	DENMK	1,782			1,782	DANMK	POISSON,FRAIS OU CONG.
	GER			51	51	ALL	
	NETH	707			707	P.BAS	
	NORW	698			698	NORV	
	SWEON			403	403	SUEDE	
	LIBER			1	1	LIBER	
	OTHER	1,022		30	1,052	AUTRE	
COMMODITY TOTAL		4,209		485	4,694		TOTAL DE MARCHANDISE
FISH,SALTED OR CURED	GER			9	9	ALL	POISSON,SALÉ OU FUMÉ

TABLE 1. CARGOES LOADED AT CANADIAN PORTS FOR FOREIGN COUNTRIES.

TABLEAU 1. MARCHANDISES CHARGEES DANS LES PORTS CANADIENS A DESTINATION DE PAYS ETRANGERS.

COUNTRY OF DESTINATION AND KIND OF CARGO	REGISTRY OF VESSEL	ATLANTIC ATLANTIQUE	GREAT LAKES GRANDS LACS	PACIFIC PACIFIQUE	TOTAL TOTAL	IMMATIC. DU NAVIRE	PAYS DE DESTINATION ET MARCHANDISE
GERMANY WEST CONT.							ALLEMAGNE O. SUITE
COMMODITY TOTAL	NORW	260			260	NORV	TOTAL DE MARCHANDISE
FISH, CANNED	GER	260		9	269	R U	PCISSON EN BOITES
	LIBER			1	1	ALL	
COMMODITY TOTAL				2	2	LIBER	TOTAL DE MARCHANDISE
SHELL FISH, NES	NETH	2		3	3	P. BAS	MOLLUSQUES CRUST., NDA
DAIRY PROD., EGGS, HONEY	SWEDN			40	40	SUEDE	PROD. LAIT., OEUFS, MIEL
BARLEY	U K	4,828			4,828	R U	ORGE
	GREEK	51,052			51,052	GRECC	
	NORW	6,723			6,723	NORV	
	LIBER	89,303			89,303	LIBER	
	OTHER	31,431			31,431	AUTRE	
COMMODITY TOTAL		183,337			183,337		TOTAL DE MARCHANDISE
CORN	U K	91,927			91,927	R U	MAIS
	GREEK	11,254			11,254	GRECC	
	ITALY	3,800			3,800	ITAL	
	NORW	35,495			35,495	NORV	
	SWEDN	4,500			4,500	SUEDE	
	LIBER	28,233			28,233	LIBER	
	OTHER	17,190			17,190	AUTRE	
COMMODITY TOTAL		192,399			192,399		TOTAL DE MARCHANDISE
OATS	NORW	4,165			4,165	NORV	AVOINE
	LIBER	4,000			4,000	LIBER	
	OTHER	6,000			6,000	AUTRE	
COMMODITY TOTAL		14,165			14,165		TOTAL DE MARCHANDISE
WHEAT	U K	14,406	12,690		27,096	R U	BLE
	DENMK	30,587			30,587	CANMK	
	GREEK	2,240			2,240	GRECC	
	NORW	48,030			48,030	NORV	
	LIBER	76,648			76,648	LIBER	
	OTHER	32,930	18,262		51,192	AUTRE	
COMMODITY TOTAL		204,841	30,952		235,793		TOTAL DE MARCHANDISE
FRESH FRUITS, BERRIES	DENMK	229			229	DANMK	FRUITS, BAIES FRAIS
	OTHER	161			161	AUTRE	
COMMODITY TOTAL		390			390		TOTAL DE MARCHANDISE
FROZEN FRUITS, BERRIES	NORW	165			165	NORV	FRUITS, BAIES CONGELES
VEGETABLES, FRESH	GER			10	10	ALL	LEGUMES, FRAIS
VEGETABLE PREP. NES	GER	28		10	38	ALL	PREP. DE LEGUMES NDA
	OTHER	3		10	13	AUTRE	
COMMODITY TOTAL		31		20	51		TOTAL DE MARCHANDISE
SYRUP	GER	2			2	ALL	SIROP
	OTHER	2			2	AUTRE	
COMMODITY TOTAL		4			4		TOTAL DE MARCHANDISE
SAUSAGE SKINS, CASINGS	GER	3			3	ALL	BOYAUX A SAUCISSES
	OTHER	1			1	AUTRE	
COMMODITY TOTAL		4			4		TOTAL DE MARCHANDISE
MISC. FOOD PREP. NES	GER		6		6	ALL	OIV. PREP. ALIM. NDA
FEEDS OF ANIMAL ORIGIN	DENMK	1,543			1,543	DANMK	PROV. D'ORIGINE ANIMALE
	NETH	666			666	P. BAS	
	OTHER	804			804	AUTRE	
COMMODITY TOTAL		3,013			3,013		TOTAL DE MARCHANDISE
CONC. COMPLETE FEEDS	DENMK	5,040			5,040	DANMK	CONC., PROV. COMPLETEES
	GER	2			2	ALL	
COMMODITY TOTAL		5,042			5,042		TOTAL DE MARCHANDISE
NON-ALCOHOLIC BEVERAGE	GER		11		11	ALL	BOISSONS NON-ALCOOLIQ.
	OTHER		3		3	AUTRE	
COMMODITY TOTAL			14		14		TOTAL DE MARCHANDISE
DIST. ALCOHOLIC BEV.	GER	11		15	26	ALL	BOISS. ALCOOL. DIST.
	OTHER	5			5	AUTRE	
COMMODITY TOTAL		16		15	31		TOTAL DE MARCHANDISE
RAW HIDES AND SKINS	GER	1,066	243		1,309	ALL	PEAUX ET CUIRS BRUT
	OTHER	118			118	AUTRE	
COMMODITY TOTAL		1,184	243		1,427		TOTAL DE MARCHANDISE
CRUDE ANIMAL PROD. NES	GER		1,024		1,024	ALL	PR. BRUTS ORIG. ANIM. NDA
	OTHER		484		484	AUTRE	
COMMODITY TOTAL			1,508		1,508		TOTAL DE MARCHANDISE
FLAXSEED	U K		5,684		5,684	R U	GRAINE DE LIN
	GER		5,112		5,112	ALL	
	GREEK		16,618		16,618	GRECC	
	NORW	19,977	16,769		36,746	NORV	
	LIBER	9,520	3,459		12,979	LIBER	
	PANAM	9,967			9,967	PANAM	
	OTHER		4,845		4,845	AUTRE	
COMMODITY TOTAL		39,464	52,487		91,951		TOTAL DE MARCHANDISE
MUSTARD SEED	GER			2,195	2,195	ALL	GRAINE DE MOUTARDE
RAPESEED	U K		12,690		12,690	R U	GRAINE DE COLZA
DIL SEEDS, NUTS NES	GER	6			6	ALL	GRAINES, NOIX OLEAG. NDA
	GREEK		885		885	GRECC	
COMMODITY TOTAL		6	885		891		TOTAL DE MARCHANDISE
CRUDE VEG. PROD. NES	GREEK	1			1	GRECC	PR. BRUTS ORIG. VEG. NDA
	OTHER	2			2	AUTRE	
COMMODITY TOTAL		3			3		TOTAL DE MARCHANDISE
LOGS	GER	33		20	53	ALL	BILLES
CRUDE WOOD MTL. NES	GER		78		78	ALL	MATIERES BOIS BRUT NDA
TEXTILE FIBRES NES	GER		11		11	ALL	FIBRES TEXTILES NDA
COPPER ORE AND CONC.	DENMK	3,702			3,702	DANMK	MINERAL. CONC. CUIVRE

TABLE 1. CARGOES LOADED AT CANADIAN PORTS FOR FOREIGN COUNTRIES.

TABLEAU 1. MARCHANDISES CHARGÉES DANS LES PORTS CANADIENS À DESTINATION DE PAYS ÉTRANGERS.

COUNTRY OF DESTINATION AND KIND OF CARGO	REGISTRY OF VESSEL	ATLANTIC ATLANTIQUE	GREAT LAKES GRANDS LACS	PACIFIC PACIFIQUE	TOTAL TOTAL	IMMTRIC. DU NAVIRE	PAYS DE DESTINATION ET MARCHANDISE
GERMANY WEST	CONT.						ALLEMAGNE O. SUITE
	GREEK	2,836			2,836	GRECC	
	NORW	2,117			2,117	NORV	
	SWEON			8,870	8,870	SUECE	
	CAN	2,915			2,915	CAN	
COMMODITY TOTAL		11,570		8,870	20,440		TOTAL DE MARCHANDISE
IRON ORE AND CONC	U K	83,859			83,859	R U	MINÉRAI, CONC. DE FER
	GER	386,434			386,434	ALL	
	ITALY	41,246			41,246	ITAL	
	NORW	129,479			129,479	NORV	
	SWEON	55,212			55,212	SUECE	
	LIBER	281,750			281,750	LIBER	
	JAPAN	65,856			65,856	JAPCN	
	OTHER	585,328			585,328	AUTRE	
COMMODITY TOTAL		1,629,164			1,629,164		TOTAL DE MARCHANDISE
LEAD ORE AND CONC.	LIBER			11,366	11,366	LIBER	MINÉRAI, CONC. DE PLOMB
ZINC ORE AND CONC.	GREEK			11,800	11,800	GRECC	MINÉRAI, CONC. DE ZINC
	NORW			8,392	8,392	NORV	
	OTHER			5,600	5,600	AUTRE	
COMMODITY TOTAL				25,792	25,792		TOTAL DE MARCHANDISE
ORES AND CONC.NES	GER	6		282	288	ALL	MINÉRAIS ET CONC.NES
	OTHER	39			39	AUTRE	
COMMODITY TOTAL		45		282	327		TOTAL DE MARCHANDISE
IRON AND STEEL SCRAP	OTHER			40	40	AUTRE	DECHETS DE FER, DACIER
NON-FERROUS MET.SCRAP	GER			230	230	ALL	DECHETS METAL.NON FER.
	OTHER			19	19	AUTRE	
COMMODITY TOTAL				249	249		TOTAL DE MARCHANDISE
SLAG,CROSS,BY-PRODUCTS	NORW	22,400			22,400	NORV	POUS.GUEUL.SCOR.PROD.
ASBESTOS	U K	126,485			126,485	R U	AMIANTE
	GER	663		2,990	3,653	ALL	
	GREEK			495	495	GRECC	
	NORW	83,543			83,543	NORV	
	SWEON	23			23	SUEDE	
	LIBER	48,238		281	48,519	LIBER	
	PANAM			542	542	PANAM	
	OTHER	709		726	1,435	AUTRE	
COMMODITY TOTAL		259,661		5,034	264,695		TOTAL DE MARCHANDISE
COTTON,TEXTILE WASTE	SWEON	29			29	SUECE	DECHETS DE COTON,TEXT.
	OTHER	82			82	AUTRE	
COMMODITY TOTAL		111			111		TOTAL DE MARCHANDISE
WASTE AND SCRAP NES	GER	6	10		16	ALL	DECHETS ET REBUTS NDA
LUMBER AND TIMBER	U K			11,709	11,709	R U	BOIS DOEUVRE ET CHARP.
	GER	2		178	180	ALL	
	GREEK			980	980	GRECC	
	NORW			6,483	6,483	NORV	
	SWEON	182		2,596	2,778	SUEDE	
	LIBER			3,749	3,749	LIBER	
	OTHER	3		7,239	7,242	AUTRE	
COMMODITY TOTAL		187		32,934	33,121		TOTAL DE MARCHANDISE
SHINGLES AND SHAKES	U K			88	88	R U	BARDEAUX,BARD.FACADE
	GREEK			10	10	GRECC	
	NORW			20	20	NORV	
	SWEON			125	125	SUECE	
	LIBER			539	539	LIBER	
	OTHER			41	41	AUTRE	
COMMODITY TOTAL				823	823		TOTAL DE MARCHANDISE
VENEER,PLYWOOD	U K			319	319	R U	PLACAGES,CONTRE-PLAQ.
	GER	3		19	22	ALL	
	GREEK			511	511	GRECC	
	NORW			9,487	9,487	NORV	
	SWEON			2,158	2,158	SUEDE	
	LIBER			2,577	2,577	LIBER	
	OTHER			3,329	3,329	AUTRE	
COMMODITY TOTAL		3		18,400	18,403		TOTAL DE MARCHANDISE
WOOD FAB.MATERIALS	GER		109		109	ALL	DEMI-PRODUITS EN BOIS
	LIBER			500	500	LIBER	
COMMODITY TOTAL			109	500	609		TOTAL DE MARCHANDISE
PULP	U K	88,949		37,304	126,253	R U	PATE
	GER		4,588	8,459	13,047	ALL	
	GREEK	9,475		1,785	11,260	GRECC	
	NORW	5,703		34,732	40,435	NORV	
	SWEON	246		16,149	16,395	SUEDE	
	LIBER			11,287	11,287	LIBER	
	PANAM			2,167	2,167	PANAM	
	CAN	2,915			2,915	CAN	
	OTHER	25,290		33,565	58,855	AUTRE	
COMMODITY TOTAL		132,578	4,588	145,448	282,614		TOTAL DE MARCHANDISE
NEWSPRINT PAPER	U K	5,057			5,057	R U	PAPIER JOURNAL
	GER	1,369			1,369	ALL	
	SWEON			3,629	3,629	SUEDE	
	OTHER	2,710			2,710	AUTRE	
COMMODITY TOTAL		9,136		3,629	12,765		TOTAL DE MARCHANDISE
PAPER NES	U K			1,526	1,526	R U	PAPIER NDA
	GER	2			2	ALL	
	SWEDN			1,212	1,212	SUEDE	
COMMODITY TOTAL		2		2,738	2,740		TOTAL DE MARCHANDISE
PAPER CARDS	U K	4,763		3,647	8,410	R U	CARTON

TABLE 1. CARGOES LOADED AT CANADIAN PORTS FOR FOREIGN COUNTRIES.

TABLEAU 1. MARCHANDISES CHARGÉES DANS LES PORTS CANADIENS A DESTINATION DE PAYS ÉTRANGERS.

COUNTRY OF DESTINATION AND KIND OF CARGO	REGISTRY OF VESSEL	ATLANTIC ATLANTIQUE	GREAT LAKES GRANDS LACS	PACIFIC PACIFIQUE	TOTAL TOTAL	IMMATIC. DU NAVIRE	PAYS DE DESTINATION ET MARCHANDISE
GERMANY WEST	CCNT.						ALLEMAGNE O. SUITE
	GREEK	5,590			5,590	GRECC	
	NORW			2,230	2,230	NORV	
	SWECH			6,186	6,186	SUEDE	
	OTHER		1		1	AUTRE	
COMMODITY TOTAL		10,353	1	12,263	22,617		TOTAL DE MARCHANDISE
BLDG.PAPER AND BOARD	SWECH	66			66	SUEDE	PLAC.CONSTR.,PAP/CART.
	OTHER	42			42	AUTRE	
COMMODITY TOTAL		108			108		TOTAL DE MARCHANDISE
TEXTILE FAB.MTL NES	GER	4			4	ALL	OUVR.EN MAT.TEXT.NCA
	GREEK	42			42	GRECC	
	SWECH	120			120	SUEDE	
	OTHER	7			7	AUTRE	
COMMODITY TOTAL		173			173		TOTAL DE MARCHANDISE
OILS,FATS,WAXES NES	GER			253	253	ALL	HUIL.MAT.GRAS.CIRE NDA
	LIBER			205	205	LIBER	
	OTHER			102	102	AUTRE	
COMMODITY TOTAL				560	560		TOTAL DE MARCHANDISE
METALLIC SALTS	GER	9			9	ALL	SELS METALLIQUES
ORGANIC CHEMICALS NES	GER	4	9		13	ALL	PRC.CHIM.ORGAN.NCA
	GREEK	24			24	GRECC	
	OTHER	8	3		11	AUTRE	
COMMODITY TOTAL		36	12		48		TOTAL DE MARCHANDISE
PLASTIC MATERIALS	GREEK	4			4	GRECC	MATIERES PLASTIQUES
	OTHER	30			30	AUTRE	
COMMODITY TOTAL		34			34		TOTAL DE MARCHANDISE
DYESTUFF,PIGMENT,PAINT	GER	6			6	ALL	MAT.COLOR.PIG.PEINTURE
	OTHER	2			2	AUTRE	
COMMODITY TOTAL		8			8		TOTAL DE MARCHANDISE
CHEM.SPECIALTIES NES	GER		3	100	103	ALL	PRC.CHIM.SPECIALIUX NCA
	OTHER	7			7	AUTRE	
COMMODITY TOTAL		7	3	100	110		TOTAL DE MARCHANDISE
FUEL OIL	LIBER	56,757			56,757	LIBER	MAZOUT
	OTHER	38,065			38,065	AUTRE	
COMMODITY TOTAL		94,822			94,822		TOTAL DE MARCHANDISE
ASPHALTS,ROAD OILS	OTHER		3		3	AUTRE	ASPHALTE,BITUME LIQD.
FERRO-ALLOYS	OTHER			3	3	AUTRE	FERRO-ALLIAGES
PRIMARY IRON,STEEL NES	GER		8		8	ALL	FER.ACIER PRIMAIR.NCA
	OTHER		9		9	AUTRE	
COMMODITY TOTAL			17		17		TOTAL DE MARCHANDISE
PLATE & SHEET STEEL	GREEK	222			222	GRECC	TOLES,FEUILLES D'ACIER
STRUCTURAL SHAPES	GER	17			17	ALL	PROFILES DE CONSTRUCT.
	GREEK	55			55	GRECC	
	SWECH	44			44	SUEDE	
	OTHER	24			24	AUTRE	
COMMODITY TOTAL		140			140		TOTAL DE MARCHANDISE
PIPES,TUBES:IRON,STEEL	OTHER	7			7	AUTRE	TUYAUX,TUBES:FER,ACIER
ALUMINIUM	U K	206			206	R U	ALUMINIUM
	SWECH	573			573	SUEDE	
	OTHER	1,402			1,402	AUTRE	
COMMODITY TOTAL		2,181			2,181		TOTAL DE MARCHANDISE
COPPER AND ALLOYS	SWECH	1,490			1,490	SUEDE	CUIVRE ET ALLIAGES
	OTHER	2,237			2,237	AUTRE	
COMMODITY TOTAL		3,727			3,727		TOTAL DE MARCHANDISE
LEAD AND ALLOYS	GER			332	332	ALL	PLOMB ET ALLIAGES
	OTHER			161	161	AUTRE	
COMMODITY TOTAL				493	493		TOTAL DE MARCHANDISE
NON-FERROUS METALS NES	GER		409		409	ALL	METAUX NON-FERREUX NCA
	OTHER	7	68		75	AUTRE	
COMMODITY TOTAL		7	477		484		TOTAL DE MARCHANDISE
METAL FAB.BASIC PROD.	GER	1			1	ALL	OUVR.DE BASE EN METAL
	OTHER	5			5	AUTRE	
COMMODITY TOTAL		6			6		TOTAL DE MARCHANDISE
BRICKS,TILES NES	OTHER	350			350	AUTRE	BRIQUES,TUILES NDA
NON-MET.MIN.BASIC PROD	LIBER			5	5	LIBER	PROD.PIN.NON-MET.BASE
	OTHER	4			4	AUTRE	
COMMODITY TOTAL		4		5	9		TOTAL DE MARCHANDISE
TRACTORS	SWECH	432			432	SUEDE	TRACTEURS
	OTHER	227			227	AUTRE	
COMMODITY TOTAL		659			659		TOTAL DE MARCHANDISE
MACHINERY NES	GER	22	65	1	88	ALL	MACHINES NCA
	GREEK	15			15	GRECC	
	SWECH	1,137			1,137	SUEDE	
	LIBER			4	4	LIBER	
	OTHER	813	21		834	AUTRE	
COMMODITY TOTAL		1,987	86	5	2,078		TOTAL DE MARCHANDISE
RAILWAY ROLLING STOCK	SWECH	84			84	SUEDE	MAT.ROUL.DE CH.DE FER
PASS.AUTOS AND CHASSIS	GER	650			650	ALL	VOITURES PART.,CHASSIS
	NETH	1			1	P.BAS	
	SWECH	605			605	SUEDE	
	OTHER	197			197	AUTRE	
COMMODITY TOTAL		1,453			1,453		TOTAL DE MARCHANDISE
BUSES AND CHASSIS	SWECH	245			245	SUEDE	AUTBUS ET CHASSIS
MOTOR VEHICLE ENGINES	GER	2			2	ALL	MOTEURS DE VEH.AUTOM.
	SWECH	16			16	SUEDE	
COMMODITY TOTAL		18			18		TOTAL DE MARCHANDISE
ROAD MOTOR VEH. NES	GER		1,423		1,423	ALL	VEH.AUTOM.ROUTIERS NCA

TABLE 1. CARGOES LOADED AT CANADIAN PORTS FOR FOREIGN COUNTRIES.

TABLEAU 1. MARCHANDISES CHARGÉES DANS LES PORTS CANADIENS A DESTINATION DE PAYS ÉTRANGERS.

COUNTRY OF DESTINATION AND KIND OF CARGO	REGISTRY OF VESSEL	ATLANTIC ATLANTIQUE	GREAT LAKES GRANDS LACS	PACIFIC PACIFIQUE	TOTAL TOTAL	IMMATIC. DU NAVIRE	PAYS DE DESTINATION ET MARCHANDISE
GERMANY WEST CONT.	SWEDN	6			6	SUEDE	ALLEMAGNE O. SUITE
COMMODITY TOTAL		6	1,423		1,429		TOTAL DE MARCHANDISE
SHIPS, AIRCRAFT, MIS. VEH	SWEDN	1			1	SUEDE	NAVIRES, AVIONS, VEH. DIV
RUBBER TIRES AND TUBES	OTHER	4			4	AUTRE	PNEUS, CHAMBRES A AIR
EQUIPMENT MISC.	GER	7	23	1	31	ALL	MATERIEL DIVERS
	SWEDN	83			83	SUEDE	
	OTHER	234	4	2	240	AUTRE	
COMMODITY TOTAL		324	27	3	354		TOTAL DE MARCHANDISE
PERSONAL, HOUSEHOLD GOODS	GER	19	3	14	36	ALL	ART. PERS. ET MENAGERS
	GREEK	50			50	GRECC	
	LIBER			3	3	LIBER	
	OTHER	5	3		8	AUTRE	
COMMODITY TOTAL		74	6	17	97		TOTAL DE MARCHANDISE
FIREARMS, AMMUNITION	DENMK	573			573	DANMK	ARMES A FEU, MUNITIONS
	PANAM	1			1	PANAM	
COMMODITY TOTAL		574			574		TOTAL DE MARCHANDISE
CONTAINERS, CLOSURES	PANAM	4			4	PANAM	CONTENEURS, FERMETURES
	OTHER	30			30	AUTRE	
COMMODITY TOTAL		34			34		TOTAL DE MARCHANDISE
MISC. END PRODUCTS NES	GER	9	2		11	ALL	PRODUITS FINIS DIV. NDA
	OTHER		6		6	AUTRE	
COMMODITY TOTAL		9	8		17		TOTAL DE MARCHANDISE
GENERAL CARGO	DENMK	139			139	DANMK	MARCHANDISES DIVERSES
	GER	34	18	1	53	ALL	
	SWEDN	229			229	SUEDE	
	OTHER	61	2		63	AUTRE	
COMMODITY TOTAL		463	20	1	484		TOTAL DE MARCHANDISE
CONTAINERIZED FREIGHT	U K	283		1,209	1,492	R U	FRET CONTENEURESE
	DENMK			1,178	1,178	DANMK	
	GER	6,009	1,152		7,161	ALL	
	NETH	4,696			4,696	P. BAS	
	SWEDN	28,656		1,916	30,572	SUEDE	
	OTHER	4,949	434		5,383	AUTRE	
COMMODITY TOTAL		44,593	1,586	4,303	50,482		TOTAL DE MARCHANDISE
COUNTRY/REGION TOTAL		2,876,159*	107,255*	276,862*	3,260,276*		TOTAL DE PAYS/REGION
GREECE							GRECE
FISH, FRESH OR FROZEN	OTHER			10	10	AUTRE	POISSON, FRAIS OU CONG.
FISH, CANNED	OTHER			17	17	AUTRE	POISSON EN BOITES
CORN	LIBER	32,480			32,480	LIBER	MAIS
	PANAM	29,120			29,120	PANAM	
COMMODITY TOTAL		61,600			61,600		TOTAL DE MARCHANDISE
WHEAT	LIBER	22,140			22,140	LIBER	BLE
POTATOES	CAN	2,100			2,100	CAN	POUMES DE TERRE
	OTHER	2,381			2,381	AUTRE	
COMMODITY TOTAL		4,481			4,481		TOTAL DE MARCHANDISE
ASBESTOS	OTHER	1,763		2,101	3,864	AUTRE	AMIANTE
GYPSSUM	OTHER			683	683	AUTRE	GYPSE
SULPHUR IN CRES	GREEK			15,170	15,170	GRECC	SOUFRE EN MINERAL
LUMBER AND TIMBER	OTHER			63	63	AUTRE	BOIS OEUVRE ET CHARP.
VENEER, PLYWOOD	OTHER			59	59	AUTRE	PLACAGES, CONTRE-PLAQ.
PULP	GREEK	1,193			1,193	GRECC	PATE
	NETH	2,408			2,408	P. BAS	
	OTHER	2,078		1,061	3,139	AUTRE	
COMMODITY TOTAL		5,679		1,061	6,740		TOTAL DE MARCHANDISE
NEWSPRINT PAPER	OTHER	3,092			3,092	AUTRE	PAPIER JOURNAL
PAPERBOARD	GER	3,541			3,541	ALL	CARTON
FERTILIZERS NES	OTHER			2	2	AUTRE	ENGRAIS CHIMIQUE NDA
AGRICULTURAL CHEMICALS	OTHER			4	4	AUTRE	PROD. CHIM. AGRICOLES
METAL FAB. BASIC PROD.	OTHER	16			16	AUTRE	OUVR. DE BASE EN METAL
MACHINERY NES	OTHER	30		2	32	AUTRE	MACHINES NDA
RAILWAY ROLLING STOCK	NETH	804			804	P. BAS	MAT. ROUL. DE CH. DE FER
	OTHER	1,758			1,758	AUTRE	
COMMODITY TOTAL		2,562			2,562		TOTAL DE MARCHANDISE
TRUCKS AND CHASSIS	OTHER	30			30	AUTRE	CAMIONS ET CHASSIS
PERSONAL, HOUSEHOLD GOODS	GER			12	12	AUTRE	ART. PERS. ET MENAGERS
CONTAINERIZED FREIGHT	LIBER	3,563			3,563	ALL	FRET CONTENEURESE
	OTHER	4,616			4,616	LIBER	
	OTHER	7,418			7,418	AUTRE	
COMMODITY TOTAL		15,597			15,597		TOTAL DE MARCHANDISE
COUNTRY/REGION TOTAL		120,531*	*	19,184*	139,715*		TOTAL DE PAYS/REGION
ICELAND							ISLANDE
BARLEY	OTHER	1,229			1,229	AUTRE	ORGE
CORN	OTHER	1,288			1,288	AUTRE	MAIS
LUMBER AND TIMBER	DENMK	3,321			3,321	DANMK	BOIS OEUVRE ET CHARP.
	SWEDN	25			25	SUEDE	
COMMODITY TOTAL		3,346			3,346		TOTAL DE MARCHANDISE
TEXTILE FAB. MTL NES	SWEDN	1			1	SUEDE	OUVR. EN MAT. TEXT. NDA
	OTHER	5			5	AUTRE	
COMMODITY TOTAL		6			6		TOTAL DE MARCHANDISE
PASS. AUTOS AND CHASSIS	SWEDN	158			158	SUEDE	VEHICULES PART., CHASSIS

TABLE 1. CARGOES LOADED AT CANADIAN PORTS FOR FOREIGN COUNTRIES.

TABLEAU 1. MARCHANDISES CHARGÉES DANS LES PORTS CANADIENS A DESTINATION DE PAYS ÉTRANGERS.

COUNTRY OF DESTINATION AND KIND OF CARGO	REGISTRY OF VESSEL	ATLANTIC ATLANTIQUE	GREAT LAKES GRANDS LACS	PACIFIC PACIFIQUE	TOTAL TOTAL	IMMATIC. DU NAVIRE	PAYS DE DESTINATION ET MARCHANDISE
ICELAND CONT.							ISLANDE SUITE
	OTHER	391			391	AUTRE	
COMMODITY TOTAL		549			549		TOTAL DE MARCHANDISE
TRUCKS AND CHASSIS	SWEDN	147			147	SUEDE	CAMIONS ET CHASSIS
ROAD MOTOR VEH. NES	SWEDN	347			347	SUEDE	VEH.AUTOM.ROUTIERS NDA
GENERAL CARGO	SWEDN	1			1	SUEDE	MARCHANDISES DIVERSES
COUNTRY/REGION TOTAL		6,913*	*	*	6,913*		TOTAL DE PAYS/REGION
IRELAND							IRLANDE
CATS	LIBER	3,261			3,261	LIBER	AVCINE
WHEAT	LIBER	12,768			12,768	LIBER	BLE
SOYA. OIL MEAL, CAKE	OTHER		4,140		4,140	AUTRE	FARINE TOURT.GR.SOYA
PULPWOD	GREEK		610		610	GRECC	BOIS A PATE
LUMBER AND TIMBER	GREEK	3,400			3,400	GRECC	BOIS D'OEUVRE ET CHARP.
	NORW			8,791	8,791	NORV	
	SWEDN			3,333	3,333	SUEDE	
	CAN	3,500			3,500	CAN	
	OTHER	4,187			7,202	AUTRE	
COMMODITY TOTAL		11,087		3,015	26,226		TOTAL DE MARCHANDISE
PULP	GER	1,650			1,650	ALL	PATE
	GREEK		1,523		1,523	GRECC	
	NORW			1,584	1,584	NORV	
	OTHER	1,558	1,125	2,412	5,095	AUTRE	
COMMODITY TOTAL		3,208	2,648	3,996	9,852		TOTAL DE MARCHANDISE
NEWSPRINT PAPER	GER	136			136	ALL	PAPIER JOURNAL
	LIBER	976			976	LIBER	
	OTHER	9,376			9,376	AUTRE	
COMMODITY TOTAL		10,488			10,488		TOTAL DE MARCHANDISE
PAPERBOARD	OTHER	3,355			3,355	AUTRE	CARTON
FERTILIZERS NES	GER	22,993			22,993	ALL	ENGRAIS CHIMIQUE NDA
	GREEK	5,266			5,266	GRECC	
	SWEDN	5,790			5,790	SUEDE	
	OTHER	2,560			2,560	AUTRE	
COMMODITY TOTAL		36,609			36,609		TOTAL DE MARCHANDISE
ALUMINUM	OTHER	2,330			2,330	AUTRE	ALUMINIUM
CONTAINERIZED FREIGHT	U K	9,082			9,082	R U	FRET CONTENEURESE
COUNTRY/REGION TOTAL		92,188*	7,398*	19,135*	118,721*		TOTAL DE PAYS/REGION
ITALY							ITALIE
FISH,FRESH OR FROZEN	ITALY			290	290	ITAL	POISSON,FRAIS OU CONG.
FISH,CANNED	GER			132	132	ALL	POISSON EN BOITES
	ITALY			275	275	ITAL	
COMMODITY TOTAL				407	407		TOTAL DE MARCHANDISE
BARLEY	DENMK	70,953			70,953	DANMK	ORGE
	ITALY	254,664			254,664	ITAL	
	NORW	40,655			40,655	NORV	
	LIBER	98,193			98,193	LIBER	
	JAPAN	16,212			16,212	JAPON	
	OTHER	22,000			22,000	AUTRE	
COMMODITY TOTAL		502,677			502,677		TOTAL DE MARCHANDISE
CATS	GREEK	11,091			11,091	GRECC	AVOINE
	ITALY	11,760			11,760	ITAL	
COMMODITY TOTAL		22,851			22,851		TOTAL DE MARCHANDISE
WHEAT	U K	15,299	23,176		38,475	R U	BLE
	GER	46,775			46,775	ALL	
	GREEK	104,233	32,927	82,152	219,312	GRECC	
	ITALY	36,943			36,943	ITAL	
	NORW	132,689		3,528	136,217	NORV	
	LIBER	163,913	15,752	119,504	299,169	LIBER	
	PANAM	9,889	9,888		19,777	PANAM	
	OTHER	65,967			65,967	AUTRE	
COMMODITY TOTAL		575,708	81,743	205,184	862,635		TOTAL DE MARCHANDISE
POTATOES	ITALY	3,533			3,533	ITAL	POMMES DE TERRE
	PANAM	2,886			2,886	PANAM	
	OTHER	6,419			6,419		TOTAL DE MARCHANDISE
DIST.ALCOHOLIC BEV.	NORW			7	7	NORV	BOISS.ALCOOL.DIST.
RAW HIDES AND SKINS	OTHER	32			32	AUTRE	PEAUX ET CUIRS BRUT
SEEDS FOR SOWING NES	ITALY			20	20	ITAL	GRAINES DE SEMENCE NDA
	OTHER	20			20	AUTRE	
COMMODITY TOTAL		20		20	40		TOTAL DE MARCHANDISE
RAPESEEC	LIBER			9,689	9,689	LIBER	GRAINE DE COLZA
PULPWOD	U K	11,429			11,429	R U	BOIS A PATE
	GER	3,326			3,326	ALL	
	NORW	3,080			3,080	NORV	
	LIBER	6,524			6,524	LIBER	
	PANAM	2,954			2,954	PANAM	
COMMODITY TOTAL		27,313			27,313		TOTAL DE MARCHANDISE
IRON ORE AND CONC	ITALY	1,349,776			1,349,776	ITAL	MINERAL,CONC.DE FER
	NETH	70,660			70,660	P.BAS	
	NORW	104,418			104,418	NORV	
	LIBER	404,229			404,229	LIBER	
	OTHER	188,702			188,702	AUTRE	
COMMODITY TOTAL		2,117,785			2,117,785		TOTAL DE MARCHANDISE

TABLE 1. CARGOES LOADED AT CANADIAN PORTS FOR FOREIGN COUNTRIES.

TABLEAU 1. MARCHANDISES CHARGÉES DANS LES PORTS CANADIENS A DESTINATION DE PAYS ÉTRANGERS.

COUNTRY OF DESTINATION AND KIND OF CARGO	REGISTRY OF VESSEL	ATLANTIC ATLANTIQUE	GREAT LAKES GRANDS LACS	PACIFIC PACIFIQUE	TOTAL TOTAL	IMMATIC. DU NAVIRE	PAYS DE DESTINATION ET MARCHANDISE
ITALY CONT.							ITALIE SUITE
LEAD ORE AND CONC.	SWEDN	7,000			7,000	SUEDE	MINÉRAI, CONC. DE PLOMB
	LIBER	5,824			5,824	LIBER	
	OTHER	11,281			11,281	AUTRE	
COMMODITY TOTAL		24,105			24,105		TOTAL DE MARCHANDISE
ZINC ORE AND CONC.	GREEK	27,716			27,716	GRECC	MINÉRAI, CONC. DE ZINC
	NORW	10,532			10,532	NORV	
	SWEDN	8,232			8,232	SUEDE	
	PANAM	5,320			5,320	PANAM	
	OTHER			17,899	17,899	AUTRE	
COMMODITY TOTAL		51,800		17,899	69,699		TOTAL DE MARCHANDISE
ORES AND CONC. NES	OTHER	39			39	AUTRE	MINÉRAIS ET CONC. NDA
IRON AND STEEL SCRAP	LIBER	5,600			5,600	LIBER	DECHETS DE FER, D'ACIER
NON-FERROUS MET. SCRAP	GER			62	62	ALL	DECHETS METAL. NON FER.
SLAG, DRGSS, BY-PRODUCTS	GREEK	5,500			5,500	GRECC	POUS. GUEUL. SCOR. PROD.
COAL, BITUMINOUS	LIBER			47,500	47,500	LIBER	CHARBON BITUMINEUX
ASBESTOS	GER			20	20	ALL	AMIANTE
	ITALY			3,678	3,678	ITAL	
	OTHER	3,117			3,117	AUTRE	
COMMODITY TOTAL		3,117		3,698	6,815		TOTAL DE MARCHANDISE
STONE, CRUDE NES	PANAM	819			819	PANAM	PIERRE BRUTE NDA
	OTHER	777			777	AUTRE	
COMMODITY TOTAL		1,596			1,596		TOTAL DE MARCHANDISE
SULPHUR IN ORES	GER			40,880	40,880	ALL	SOUFRE EN MINÉRAI
	GREEK			56,675	56,675	GRECC	
	ITALY			21,112	21,112	ITAL	
	LIBER			68,243	68,243	LIBER	
	OTHER			40,705	40,705	AUTRE	
COMMODITY TOTAL				227,615	227,615		TOTAL DE MARCHANDISE
COTTON, TEXTILE WASTE	ITALY			444	444	ITAL	DECHETS DE COTON, TEXT.
WASTE AND SCRAP NES	OTHER	6,168			6,168	AUTRE	DECHETS ET REBUTS NCA
LUMBER AND TIMBER	U K	3,085		1,076	4,161	R U	BOIS OEUVRE ET CHARP.
	GER			4,205	4,205	ALL	
	ITALY			1,907	1,907	ITAL	
	NORW			8,107	8,107	NORV	
	LIBER			2,656	2,656	LIBER	
	OTHER	3,391		3,510	6,901	AUTRE	
COMMODITY TOTAL		6,476		21,461	27,937		TOTAL DE MARCHANDISE
SHINGLES AND SHAKES	GER			123	123	ALL	BARDEAUX, BARD. FACADE
VENEER, PLYWOOD	GER			4	4	ALL	PLACAGES, CONTRE-PLAQ.
	ITALY			1,171	1,171	ITAL	
	NORW			8,231	8,231	NORV	
	OTHER			86	86	AUTRE	
COMMODITY TOTAL				9,492	9,492		TOTAL DE MARCHANDISE
PULP	U K	58,831		21,098	79,929	R U	PATE
	GER	14,751		21,886	36,637	ALL	
	GREEK	4,257		4,755	9,012	GRECC	
	ITALY			51,670	51,670	ITAL	
	NETH	3,625			3,625	P. BAS	
	NORW			61,787	61,787	NORV	
	OTHER	43,587		40,835	84,422	AUTRE	
COMMODITY TOTAL		125,051		202,031	327,082		TOTAL DE MARCHANDISE
NEWSPRINT PAPER	LIBER	981			981	LIBER	PAPIER JOURNAL
	OTHER	3,075			3,075	AUTRE	
COMMODITY TOTAL		4,056			4,056		TOTAL DE MARCHANDISE
WET MACHINE BOARD	OTHER		1		1	AUTRE	CARTON EN PATE PRESSE
OILS, FATS, WAXES NES	ITALY			53	53	ITAL	HUIL. MAT. GRAS. CIRE NDA
INORGANIC CHEMS. NES	ITALY			12	12	ITAL	PROD. CHIM. INORG. NDA
COAL TAR, PITCH	ITALY			22	22	ITAL	GCUCRON, BRAI DE BOUIL.
PIG IRON	SWEDN	8,792			8,792	SUEDE	FER EN GUEUSE
	LIBER	20,608			20,608	LIBER	
COMMODITY TOTAL		29,400			29,400		TOTAL DE MARCHANDISE
PRIMARY IRON, STEEL NES	ITALY	16,531			16,531	ITAL	FER, ACIER PRIMAIR. NDA
PLATE & SHEET STEEL	OTHER		1,241		1,241	AUTRE	TOLES, FEUILLES D'ACIER
PIPES, TUBES: IRON, STEEL	OTHER	562	100		662	AUTRE	TUYAUX, TUBES: FER, ACIER
WIRE	OTHER	2			2	AUTRE	FIL METALLIQUE
ALUMINUM	CAN	1,121			1,121	CAN	ALUMINIUM
	OTHER	13,342			13,342	AUTRE	
COMMODITY TOTAL		14,463			14,463		TOTAL DE MARCHANDISE
LEAD AND ALLOYS	ITALY			295	295	ITAL	PLOMB ET ALLIAGES
	OTHER	486			486	AUTRE	
COMMODITY TOTAL		486		295	781		TOTAL DE MARCHANDISE
ZINC AND ALLOYS	ITALY			6	6	ITAL	ZINC ET ALLIAGES
	OTHER			8,192	8,192	AUTRE	
COMMODITY TOTAL				8,198	8,198		TOTAL DE MARCHANDISE
NON-FERROUS METALS NES	ITALY			8,839	8,839	ITAL	METALS NON-FERREUX NDA
METAL FAB. BASIC PROD.	ITALY			9	9	ITAL	OUVR. DE BASE EN METAL
	OTHER	4			4	AUTRE	
COMMODITY TOTAL		4		9	13		TOTAL DE MARCHANDISE
BUILDING BRICK, CLAY	OTHER	4			4	AUTRE	BRIC. A BATIR ARGILE
MACHINERY NES	GER			9	9	ALL	MACHINES NDA
	ITALY			20	20	ITAL	
	OTHER	18			18	AUTRE	
COMMODITY TOTAL		18		29	47		TOTAL DE MARCHANDISE
PASS. AUTOS AND CHASSIS	OTHER	4			4	AUTRE	VOITURES PART., CHASSIS
PERSONAL, HOUSEHOLD GOODS	ITALY			3	3	ITAL	ART. PERS. ET MENAGERS
	OTHER	12			16	AUTRE	
COMMODITY TOTAL		12		7	19		TOTAL DE MARCHANDISE

TABLE 1. CARGOES LOADED AT CANADIAN PORTS FOR FOREIGN COUNTRIES.

TABLEAU 1. MARCHANDISES CHARGÉES DANS LES PORTS CANADIENS A DESTINATION DE PAYS ÉTRANGERS.

COUNTRY OF DESTINATION AND KIND OF CARGO	REGISTRY OF VESSEL	ATLANTIC ATLANTIQUE	GREAT LAKES GRANDS LACS	PACIFIC PACIFIQUE	TOTAL TOTAL	IMMATIC. DU NAVIRE	PAYS DE DESTINATION ET MARCHANDISE
ITALY CONT.							
FIREARMS, AMMUNITION	PANAM	1			1	PANAP	ITALIE SUITE
CONTAINERS, CLOSURES	OTHER	3			3	AUTRE	ARMES A FEU, MUNITIONS
MISC. END PRODUCTS NES	OTHER	1			1	AUTRE	CONTENEURS, FERMETURES
GENERAL CARGO	ITALY			15	15	ITAL	PRCUIITS FINIS DIV. NDA
	PANAM	1			1	PANAP	MARCHANDISES DIVERSES
	OTHER	2			2	AUTRE	
COMMODITY TOTAL		3			18		TOTAL DE MARCHANDISE
CONTAINERIZED FREIGHT	GER	19,336			19,336	ALL	FRET CONTENEURESE
	ITALY	12,296			12,296	ITAL	
	LIBER	4,564			4,564	LIBER	
	OTHER	58,949	261		59,210	AUTRE	
COMMODITY TOTAL		95,145	261		95,406		TOTAL DE MARCHANDISE
COUNTRY/REGION TOTAL		3,642,952*	83,346*	763,401*	4,489,699*		TOTAL DE PAYS/REGION
NETHERLANDS							
MEAT, FRESH OR FROZEN	GER		8		8	ALL	PAYS-BAS
	SWEDN	93			93	SUEDE	VIANDE, FRAICHE / CONG.
	OTHER	43			43	AUTRE	
COMMODITY TOTAL		136	8		144		TOTAL DE MARCHANDISE
FISH, FRESH OR FROZEN	U K			105	105	R U	POISSON, FRAIS OU CONG.
	GER			57	57	ALL	
	NETH	265			265	P. BAS	
	SWEDN			44	44	SUEDE	
	LIBER			120	120	LIBER	
	JAPAN			70	70	JAPON	
	OTHER			2	2	AUTRE	
COMMODITY TOTAL		265		398	663		TOTAL DE MARCHANDISE
FISH, CANNED	GER			96	96	ALL	POISSON EN BOITES
	OTHER			24	24	AUTRE	
COMMODITY TOTAL				120	120		TOTAL DE MARCHANDISE
SHELL FISH, NES	GER			25	25	ALL	MOLLUSQUES CRUST., NDA
BARLEY	U K	12,000			12,000	R U	CRGE
	NORW	7,768			7,768	NORV	
	LIBER	19,129			19,129	LIBER	
	OTHER	1,529			1,529	AUTRE	
COMMODITY TOTAL		40,426			40,426		TOTAL DE MARCHANDISE
CORN	U K	10,469			10,469	R U	MAS
	DENMK	9,296			9,296	DANMK	
	GER	17,000			17,000	ALL	
	GREEK	146,250			146,250	GRECC	
	NORW	49,031			49,031	NORV	
	SWEDN	6,952			6,952	SUEDE	
	LIBER	85,916			85,916	LIBER	
	OTHER	97,158			97,158	AUTRE	
COMMODITY TOTAL		422,072			422,072		TOTAL DE MARCHANDISE
OATS	U K	11,642			11,642	R U	AVOINE
	NORW	7,988			7,988	NORV	
	SWEDN	7,585			7,585	SUEDE	
	LIBER	442	4,880		5,322	LIBER	
	OTHER		8,905		8,905	AUTRE	
COMMODITY TOTAL		27,657	13,785		41,442		TOTAL DE MARCHANDISE
RYE	GER	18,360			18,360	ALL	SEIGLE
	GREEK	3,798	672		4,470	GRECC	
	NORW	12,891			12,891	NORV	
	SWEDN	4,371			4,371	SUEDE	
COMMODITY TOTAL		39,420	672		40,092		TOTAL DE MARCHANDISE
WHEAT	U K	146,336			146,336	R U	BLE
	DENMK	31,634			31,634	DANMK	
	GER	74,040			74,040	ALL	
	GREEK	26,658	45,363		72,021	GRECC	
	NORW	228,090	3,469		231,559	NORV	
	SWEDN	49,241			49,241	SUEDE	
	LIBER	267,480			267,480	LIBER	
	OTHER	81,815	22,400		104,215	AUTRE	
COMMODITY TOTAL		905,294	71,232		976,526		TOTAL DE MARCHANDISE
FRESH FRUITS, BERRIES	DENMK	228			228	DANMK	FRUITS, BAIES FRAIS
	OTHER	394			394	AUTRE	
COMMODITY TOTAL		622			622		TOTAL DE MARCHANDISE
FRUITS, PREP. CANNED	GER		4		4	ALL	FRUITS PREP. EN BOITE
	OTHER		2		2	AUTRE	
COMMODITY TOTAL			6		6		TOTAL DE MARCHANDISE
VEGETABLE PREP. NES	GER	6			6	ALL	PREP. DE LEGUMES NDA
SAUSAGE SKINS, CASINGS	GER	2			2	ALL	BOYAUX A SAUCISSES
MISC. FOOD PREP. NES	GER	6	19		25	ALL	CIV. PREP. ALIM. NDA
	OTHER	7	2		9	AUTRE	
COMMODITY TOTAL		13	21		34		TOTAL DE MARCHANDISE
HULLS, SCREENINGS, CHAFF	GER		6,957		6,957	ALL	ECCLURES, CRIBLURES, BAL
	GREEK		230	7,318	7,548	GRECC	
	OTHER		1,616		1,616	AUTRE	
COMMODITY TOTAL			8,803	7,318	16,121		TOTAL DE MARCHANDISE
OIL SEED MEAL, CAKE NES	LIBER		644		644	LIBER	FAR. TOURT. OLEAG. NDA
FEEDS, VEGETABLE ORIGIN	DENMK	45,248			45,248	DANMK	PRCV. D'ORIGINE VEGETALE
	OTHER	15,680			15,680	AUTRE	
COMMODITY TOTAL		60,928			60,928		TOTAL DE MARCHANDISE

TABLE 1. CARGOES LOADED AT CANADIAN PORTS FOR FOREIGN COUNTRIES.

TABLEAU 1. MARCHANDISES CHARGÉES DANS LES PORTS CANADIENS A DESTINATION DE PAYS ÉTRANGERS.

COUNTRY OF DESTINATION AND KIND OF CARGO	REGISTRY OF VESSEL	ATLANTIC ATLANTIQUE	GREAT LAKES GRANDS LACS	PACIFIC PACIFIQUE	TOTAL TOTAL	IMMATIC. DU NAVIRE	PAYS DE DESTINATION ET MARCHANDISE
NETHERLANDS CONT. FEEDS OF ANIMAL ORIGIN CONC.COMPLETE FEEDS	NETH	550			550	P.BAS	PAYS-BAS
	GER		1,537		1,537	ALL	SUITE PROV.DDRIGINE ANIMALE CCNC.,PROV.COMPLETES
	GREEK		2,226	11,950	14,176	GRECC	
	OTHER		5,600		5,600	AUTRE	
COMMODITY TOTAL			9,363	11,950	21,313		TOTAL DE MARCHANDISE BGISSONS NON-ALCCOLIQ.
NON-ALCCHOLIC BEVERAGE	GER		7		7	ALL	
	OTHER		4		4	AUTRE	
COMMODITY TOTAL			11		11		TOTAL DE MARCHANDISE PEAUX ET CUIRS BRUT
RAW HIDES AND SKINS	GER	413			413	ALL	
	OTHER	306			306	AUTRE	
COMMODITY TOTAL		719			719		TOTAL DE MARCHANDISE PR.BRUTS ORIG.ANIM.NDA
CRUDE ANIMAL PROD.NES	GER		159		159	ALL	
	OTHER		437		437	AUTRE	
COMMODITY TOTAL			596		596		TOTAL DE MARCHANDISE GRAINE DE LIN
FLAXSEED	DENMK		6,219		6,219	DANMK	
	GER		11,459		11,459	ALL	
	GREEK	34,038	26,787	2,027	62,852	GRECC	
	NORW		6,524		6,524	NORV	
	LIBER	25,074	21,390	5,977	52,441	LIBER	
	OTHER		39,404		39,404	AUTRE	
COMMODITY TOTAL		59,112	111,783	8,004	178,899		TOTAL DE MARCHANDISE GRAINE DE MOUTARDE
MUSTARD SEED	DENMK		8,542		8,542	DANMK	
	GER		14,345	7,256	21,601	ALL	
	GREEK			640	640	GRECC	
	LIBER		5,338		5,338	LIBER	
	OTHER		684		684	AUTRE	
COMMODITY TOTAL			28,909	7,896	36,805		TOTAL DE MARCHANDISE GRAINE DE COLZA
RAPESEED	GER		1,040		1,040	ALL	
	GREEK	372	13,405	5,182	18,959	GRECC	
	SWEDN			79	79	SUEDE	
	LIBER	1,306	1,423	1,457	4,186	LIBER	
	OTHER		679		679	AUTRE	
COMMODITY TOTAL		1,678	16,547	6,718	24,943		TOTAL DE MARCHANDISE GRAINE DE SOYA
SOYA BEANS	U K	68,489			68,489	R U	
	GER	9,000			9,000	ALL	
	NORW	12,958			12,958	NORV	
	LIBER	120,643			120,643	LIBER	
	JAPAN	8,960			8,960	JAPCA	
	OTHER	27,124			27,124	AUTRE	
COMMODITY TOTAL		247,174			247,174		TOTAL DE MARCHANDISE GRAINES,NDIX OLEAG.NDA
OIL SEEDS,NUTS NES	DENMK		3,547		3,547	DANMK	
	GER			1,409	1,409	ALL	
	GREEK		3,306		3,306	GRECC	
	OTHER		6,795		6,795	AUTRE	
COMMODITY TOTAL			13,648	1,409	15,057		TOTAL DE MARCHANDISE PR.BRUTS ORIG.VEG.NDA BOIS A PATE
CRUDE VEG.PROD.NES	GER		7		7	ALL	
PULPWOOD	GER	1,200			1,200	ALL	
	NORW	3,600			3,600	NORV	
	OTHER	3,310			3,310	AUTRE	
COMMODITY TOTAL		8,110			8,110		TOTAL DE MARCHANDISE MINERAI,CONC.DE FER
IRON ORE AND CONC	U K	237,945			237,945	R U	
	GER	1,225,481			1,225,481	ALL	
	GREEK	84,000			84,000	GRECC	
	NORW	410,526			410,526	NORV	
	LIBER	1,034,349			1,034,349	LIBER	
	U S A	84,000			84,000	E-U	
	OTHER	312,732			312,732	AUTRE	
COMMODITY TOTAL		3,389,033			3,389,033		TOTAL DE MARCHANDISE MINERAI,CONC.DE PLOMB
LEAD ORE AND CONC.	GREEK	5,040		220	5,260	GRECC	
	LIBER	6,944			6,944	LIBER	
COMMODITY TOTAL		11,984		220	12,204		TOTAL DE MARCHANDISE MINERAI DE TITANE
TITANIUM ORE	GREEK	17,360			17,360	GRECC	
	ITALY	8,736			8,736	ITAL	
	NORW	50,934			50,934	NORV	
	LIBER	54,540			54,540	LIBER	
	OTHER	44,780			44,780	AUTRE	
COMMODITY TOTAL		176,350			176,350		TOTAL DE MARCHANDISE MINERAI,CONC.DE ZINC
ZINC ORE AND CONC.	GER	117,520			117,520	ALL	
	GREEK	11,681			11,681	GRECC	
	SWEDN	25,697			25,697	SUEDE	
	OTHER	21,644			21,644	AUTRE	
COMMODITY TOTAL		176,542			176,542		TOTAL DE MARCHANDISE MINERAIS ET CONC.NDA
ORES AND CONC.NES	GER	738		311	1,049	ALL	
	OTHER			143	143	AUTRE	
COMMODITY TOTAL		738		454	1,192		TOTAL DE MARCHANDISE DECHETS METAL.NON FER. POUS.GUEUL.SCOR.PROD.
NON-FERROUS MET.SCRAP SLAG,DROSS,BY-PRODUCTS	OTHER		222	40	262	AUTRE	
	U K	2,352			2,352	R U	
	GER	72,448			72,448	ALL	
	GREEK	45,920			45,920	GRECC	
	NETH	39,200			39,200	P.BAS	
	NORW	12,320			12,320	NORV	
	PANAM	7,840			7,840	PANAM	
	OTHER	22,501			22,501	AUTRE	
COMMODITY TOTAL		202,581			202,581		TOTAL DE MARCHANDISE CHARON BITUMINEUX AMIANTE
COAL,BITUMINGUS ASBESTOS	GREEK			29,120	29,120	GRECC	
	GER			3,726	3,726	ALL	

TABLE 1. CARGOES LOADED AT CANADIAN PORTS FOR FOREIGN COUNTRIES.

TABLEAU 1. MARCHANDISES CHARGÉES DANS LES PORTS CANADIENS A DESTINATION DE PAYS ÉTRANGERS.

COUNTRY OF DESTINATION AND KIND OF CARGO	REGISTRY OF VESSEL	ATLANTIC ATLANTIQUE	GREAT LAKES GRANDS LACS	PACIFIC PACIFIQUE	TOTAL TOTAL	IMMATIC. DU NAVIRE	PAYS DE DESTINATION ET MARCHANDISE
NETHERLANDS	CONT.						PAYS-BAS
	GREEK			175	175	GRECC	SUITE
	SWEDN	2			2	SUEDE	
	LIBER			593	593	LIBER	
	OTHER	166		523	689	AUTRE	
COMMODITY TOTAL		168		5,017	5,185		TOTAL DE MARCHANDISE
STONE, CRUDE NES	OTHER	439		1	440	AUTRE	PIERRE BRUTE NDA
SULPHUR IN DRES	LIBER	17,952			17,952	LIBER	SOUFRE EN MINERAI
CRUDE NON-MET. MIN. NES	GER	22			22	ALL	MIN. NON-MET. BRUTS NDA
COTTON, TEXTILE WASTE	OTHER	18			18	AUTRE	DECHETS DE COTON, TEXT.
LUMBER AND TIMBER	U K			3,592	3,592	R U	BOIS D'OEUVRE ET CHARP.
	GER			115	115	ALL	
	GREEK			1,394	1,394	GRECC	
	NORW			18,735	18,735	NORV	
	SWEDN	976		5,402	6,378	SUEDE	
	LIBER			9,433	9,433	LIBER	
	OTHER	987	96	2,526	3,609	AUTRE	
COMMODITY TOTAL		1,963	96	41,197	43,256		TOTAL DE MARCHANDISE
SHINGLES AND SHAKES	NORV			10	10	NORV	BARDEAUX, BARD, FACADE
	LIBER			20	20	LIBER	
COMMODITY TOTAL				30	30		TOTAL DE MARCHANDISE
SAWMILL PRODUCTS NES	GER		158		158	ALL	SCIAGES NDA
VENEER, PLYWOOD	GER			28	28	ALL	PLACAGES, CONTRE-PLAQ.
	GREEK			1,612	1,612	GRECC	
	NORV			5,288	5,288	NORV	
	SWEDN			5,053	5,053	SUEDE	
	LIBER			531	531	LIBER	
	OTHER			7,008	7,008	AUTRE	
COMMODITY TOTAL				19,520	19,520		TOTAL DE MARCHANDISE
WOOD FAB. MATERIALS	GER		141		141	ALL	DEMI-PRODUITS EN BOIS
	OTHER		95		95	AUTRE	
COMMODITY TOTAL			236		236		TOTAL DE MARCHANDISE
PULP	U K	9,367		56,282	65,649	R U	PATE
	GER			1,861	1,861	ALL	
	GREEK			16,111	16,111	GRECC	
	NORW	2,109		55,254	57,363	NORV	
	SWEDN	1,328		3,022	4,350	SUEDE	
	LIBER			35,352	35,352	LIBER	
	PANAM			140	140	PANAM	
	OTHER	3,175		10,183	13,358	AUTRE	
COMMODITY TOTAL		15,979		178,205	194,184		TOTAL DE MARCHANDISE
NEWSPRINT PAPER	U K	3,784			3,784	R U	PAPIER JOURNAL
	DENMK	1,213			1,213	DANMK	
	GER	3,110			3,110	ALL	
	SWEDN	450			450	SUEDE	
	LIBER	4,123			4,123	LIBER	
	CAN	3,044			3,044	CAN	
	OTHER	8,935			8,935	AUTRE	
COMMODITY TOTAL		24,659			24,659		TOTAL DE MARCHANDISE
PAPER NES	OTHER		1		1	AUTRE	PAPIER NDA
PAPERBOARD	U K	5,201			5,201	R U	CARTON
	GER		50		50	ALL	
	OTHER	223			223	AUTRE	
COMMODITY TOTAL		5,424	50		5,474		TOTAL DE MARCHANDISE
BLDG. PAPER AND BOARD	NORV			38	38	NORV	PLAQ. CONSTR., PAP/CART.
	SWEDN	2			2	SUEDE	
COMMODITY TOTAL				38	40		TOTAL DE MARCHANDISE
TEXTILE FAB. MTL NES	GER	7	47		54	ALL	OUVR. EN MAT. TEXT. NDA
ANIMAL OILS, EXC. MARINE	GREEK	2,202	1,984		4,186	GRECC	HUIL. ANIM. SAUF AN. MAR.
	ITALY	2,324	3,564		5,888	ITAL	
	NORW	14,611	336		14,947	NORV	
	LIBER	772	3,452		4,224	LIBER	
	OTHER		560		560	AUTRE	
COMMODITY TOTAL		19,909	9,896		29,805		TOTAL DE MARCHANDISE
FISH, MARINE ANIMAL OIL	ITALY	530			530	ITAL	HUIL. DE POISSON, AN. PAR
VEG. OILS, FATS NES	U K			1,485	1,485	R U	HUIL. MAT. GRAS. VEG. NDA
	NORW	560			560	NORV	
COMMODITY TOTAL		560		1,485	2,045		TOTAL DE MARCHANDISE
GILS, FATS, WAXES NES	LIBER			1,611	1,611	LIBER	HUIL. MAT. GRAS. CIRE NDA
	OTHER			1,100	1,100	AUTRE	
COMMODITY TOTAL				2,711	2,711		TOTAL DE MARCHANDISE
INORGANIC CHEMS. NES	GER			15	15	ALL	PROD. CHIM. INORG. NDA
	GREEK			1	1	GRECC	
COMMODITY TOTAL				16	16		TOTAL DE MARCHANDISE
ORGANIC CHEMICALS NES	GER	52	21		73	ALL	PROD. CHIM. ORGAN. NDA
	GREEK	6,913			6,913	GRECC	
	NORW	6,565	6,784		13,349	NORV	
	LIBER	2,186			2,186	LIBER	
	OTHER	3	30		33	AUTRE	
COMMODITY TOTAL		15,719	6,835		22,554		TOTAL DE MARCHANDISE
AGRICULTURAL CHEMICALS	NORV		650		650	NORV	PROD. CHIM. AGRICOLES
SYNTHETIC RUBBER	NORV		3,074		3,074	NORV	CAOUTCHOUC SYNTHETIQUE
	OTHER	690	840		1,530	AUTRE	
COMMODITY TOTAL		690	3,914		4,604		TOTAL DE MARCHANDISE
PLASTIC MATERIALS	ITALY	1,161			1,161	ITAL	MATIERES PLASTIQUES
	LIBER	1,900			1,900	LIBER	
COMMODITY TOTAL		3,061			3,061		TOTAL DE MARCHANDISE

TABLE 1. CARGOES LOADED AT CANADIAN PORTS FOR FOREIGN COUNTRIES.

TABLEAU 1. MARCHANDISES CHARGÉES DANS LES PORTS CANADIENS A DESTINATION DE PAYS ÉTRANGERS.

COUNTRY OF DESTINATION AND KIND OF CARGO	REGISTRY OF VESSEL	ATLANTIC ATLANTIQUE	GREAT LAKES GRANDS LACS	PACIFIC PACIFIQUE	TOTAL TOTAL	IMMATIC. DU NAVIRE	PAYS DE DESTINATION ET MARCHANDISE
NETHERLANDS CONT. DYESTUFF, PIGMENT, PAINT CHEM. SPECIALTIES NES	OTHER	1			1	AUTRE	PAYS-BAS
	GER		40		40	ALL	SUITE
	LIBER	2,279			2,279	LIBER	MAT. COLOR. PIG. PEINTURE
	OTHER		1,439		1,439	AUTRE	PROD. CHIM. SPECIAUX NDA
COMMODITY TOTAL		2,279	1,479		3,758		TOTAL DE MARCHANDISE
FUEL OIL	GREEK	22,796			22,796	GRECC	MAZOUT
	NORW	83,454			83,454	NORV	
	LIBER	78,318			78,318	LIBER	
COMMODITY TOTAL		184,568			184,568		TOTAL DE MARCHANDISE
COKE	DENMK	3,588	17,758		21,346	DANMK	COKE
	NORW	27,000			27,000	NORV	
	LIBER	34,160			34,160	LIBER	
	OTHER	64,748	17,758		82,506		TOTAL DE MARCHANDISE
PETROL. COAL PRCD. NES	U K	124,652			124,652	R U	DERIVE PETR. CHARB. NDA
	GREEK	13,358			13,358	GRECC	
	NETH	10,140			10,140	P. BAS	
	NORW		560		560	NORV	
COMMODITY TOTAL		148,150	560		148,710		TOTAL DE MARCHANDISE
PIG IRON	GER	13,220			13,220	ALL	FER EN GUEUSE
	GREEK	55,720			55,720	GRECC	
	LIBER	20,000			20,000	LIBER	
	OTHER	41,440			41,440	AUTRE	
	COMMODITY TOTAL		130,380			130,380	
PRIMARY IRON, STEEL NES	GREEK	3,290			3,290	GRECC	FER, ACIER PRIMAIR. NDA
	OTHER		9		9	AUTRE	
COMMODITY TOTAL		3,290	9		3,299		TOTAL DE MARCHANDISE
PLATE & SHEET STEEL PIPES, TUBES, IRON, STEEL	GER	83			83	ALL	TCLES, FEUILLES D'ACIER
	OTHER	17			17	AUTRE	TUYAUX, TUBES, FER, ACIER
	COMMODITY TOTAL		100			100	
WIRE ALUMINUM	SWEDN	165			165	SUEDE	FIL METALLIQUE
	U K			2,902	2,902	R U	ALUMINIUM
	GER	1,643			1,643	ALL	
	NORW	2,188			2,188	NORV	
	SWEDN	14,646		16,011	30,657	SUEDE	
	CAN	2,128			2,128	CAN	
	OTHER	18,809			18,809	AUTRE	
COMMODITY TOTAL		39,414		18,913	58,327		TOTAL DE MARCHANDISE
COPPER AND ALLOYS	SWEDN	3,697			3,697	SUEDE	CUIVRE ET ALLIAGES
	OTHER	5,615	802		6,417	AUTRE	
COMMODITY TOTAL		9,312	802		10,114		TOTAL DE MARCHANDISE
LEAD AND ALLOYS	GER			1,290	1,290	ALL	PLOMB ET ALLIAGES
	LIBER			166	166	LIBER	
	PANAM			522	522	PANAM	
COMMODITY TOTAL				1,978	1,978		TOTAL DE MARCHANDISE
NICKEL AND ALLOYS	GER			165	165	ALL	NICKEL ET ALLIAGES
	SWEDN			11	11	SUEDE	
COMMODITY TOTAL				176	176		TOTAL DE MARCHANDISE
NON-FERROUS METALS NES	GER		4,164		4,164	ALL	METEAUX NON-FERREUX NDA
	OTHER	16	2,383		2,399	AUTRE	
COMMODITY TOTAL		16	6,547		6,563		TOTAL DE MARCHANDISE
METAL FAB. BASIC PROD.	GER		3		3	ALL	CUVR. DE BASE EN METAL
	SWEDN	11			11	SUEDE	
COMMODITY TOTAL		11	3		14		TOTAL DE MARCHANDISE
MACHINERY NES	GER		104		105	ALL	MACHINES NDA
	SWEDN	845		1	845	SUEDE	
	OTHER	240	324	1	565	AUTRE	
	COMMODITY TOTAL		1,085	428	2	1,515	
PASS. AUTOS AND CHASSIS	SWEDN	209			209	SUEDE	VEITURES PART., CHASSIS
	OTHER	114			114	AUTRE	
COMMODITY TOTAL		323			323		TOTAL DE MARCHANDISE
MOTOR VEHICLE ENGINES	GER	1		1	2	ALL	MOTEURS DE VEH. AUTOM.
	OTHER	22			22	AUTRE	
COMMODITY TOTAL		23		1	24		TOTAL DE MARCHANDISE
ROAD MOTOR VEH. NES	SWEDN	64			64	SUEDE	VEH. AUTOM. ROUTIERS NDA
	OTHER	42			42	AUTRE	
COMMODITY TOTAL		106			106		TOTAL DE MARCHANDISE
SHIPS, AIRCRAFT, MIS. VEH EQUIPMENT MISC.	OTHER	3			3	AUTRE	NAVIRES, AVIONS, VEH. DIV
	GER	2	6		8	ALL	MATERIEL DIVERS
	SWEDN	140			140	SUEDE	
	OTHER	9	9		18	AUTRE	
COMMODITY TOTAL		151	15		166		TOTAL DE MARCHANDISE
PERSONAL, HOUSEHOLD GOODS	GER	3		2	5	ALL	ART. PERS. ET MENAGERS
	OTHER	2	4	1	7	AUTRE	
COMMODITY TOTAL		5	4	3	12		TOTAL DE MARCHANDISE
CONTAINERS, CLOSURES MISC. END PRODUCTS NES	SWEDN	5			5	SUEDE	CONTENEURS, FERMETURES
	GER	5	1		6	ALL	PRODUITS FINIS DIV. NDA
	SWEDN	2			2	SUEDE	
	OTHER	7	1		8		TOTAL DE MARCHANDISE
COMMODITY TOTAL		14	8	5	27		MARCHANDISES DIVERSES
GENERAL CARGO	GER	118			118	ALL	
	SWEDN	146			147	SUEDE	
	OTHER	265	1		279	AUTRE	
COMMODITY TOTAL		529	1	5	535		TOTAL DE MARCHANDISE
CONTAINERIZED FREIGHT	U K	183,791		3,634	187,425	R U	FRET CONTENEURESE
	DENMK	2,878		2,256	5,134	DANMK	
	GER	479	479		958	ALL	
	OTHER						

TABLE 1. CARGOES LOADED AT CANADIAN PORTS FOR FOREIGN COUNTRIES.

TABLEAU 1. MARCHANDISES CHARGÉES DANS LES PORTS CANADIENS A DESTINATION DE PAYS ÉTRANGERS.

COUNTRY OF DESTINATION AND KIND OF CARGO	REGISTRY OF VESSEL	ATLANTIC ATLANTIQUE	GREAT LAKES GRANDS LACS	PACIFIC PACIFIQUE	TOTAL TOTAL	IMMATIC. OU NAVIRE	PAYS DE DESTINATION ET MARCHANDISE
NETHERLANDS CONT.							
	SWEDN	5,561		3,547	9,108	SUEDE	PAYS-BAS
	OTHER	3,884	205		4,089	AUTRE	SUITE
COMMODITY TOTAL		196,592	676	9,437	206,705		TOTAL DE MARCHANDISE
COUNTRY/REGION TOTAL		6,659,513*	326,438*	352,407*	7,338,358*		TOTAL DE PAYS/REGION
NORWAY							
FISH, FRESH OR FROZEN	NETH	22			22	P.BAS	NORVEGE
FISH, SALTED OR CURED	NETH	75			75	P.BAS	POISSON, FRAIS OU CONG.
RYE	NORV		14,473		14,473	NORV	POISSON, SALE OU FUME
WHEAT	DENMK	8,299			8,299	DANMK	SEIGLE
	NORV	28,027			28,027	NORV	BLE
	OTHER	43,484			43,484	AUTRE	
COMMODITY TOTAL		79,810			79,810		TOTAL DE MARCHANDISE
APPLES	SWEDN			549	549	SUEDE	POPPES
RAW HIDES AND SKINS	DENMK	120			120	DANMK	PEAUX ET CUIRS BRUT
SOYA BEANS	OTHER	8,219			8,219	AUTRE	GRAINE DE SOYA
NICKEL-COPPER ORE	NORV	93,922			93,922	NORV	MINER. DE CUIVRE-NICKEL
ZINC ORE AND CONC.	GER	5,951			5,951	ALL	MINERAI, CONC. DE ZINC
	NORV	6,730			6,730	NORV	
COMMODITY TOTAL		12,681			12,681		TOTAL DE MARCHANDISE
TEXTILE FAB. MTL NES	NORV	2			2	NORV	OUVR. EN MAT. TEXT. NDA
OILS, FATS, WAXES NES	NORV	660			660	NORV	HUIL. MAT. GRAS. CIRE NDA
METALLIC SALTS	NORV	479	11		490	NORV	SELS METALLIQUES
MACHINERY NES	NORV		13		13	NORV	MACHINES NDA
GENERAL CARGO	NORV	1			1	NORV	MARCHANDISES DIVERSES
	PANAM	1			1	PANAM	
COMMODITY TOTAL		2			2		TOTAL DE MARCHANDISE
COUNTRY/REGION TOTAL		195,992*	14,497*	549*	211,038*		TOTAL DE PAYS/REGION
PORTUGAL							
FISH, CANNED	GER			4	4	ALL	PORTUGAL
SHELL FISH, NES	LIBER			15	15	LIBER	POISSON EN BOITES
CORN	DENMK	28,750			28,750	DANMK	MOLLUSQUES CRUST., NDA
	GREEK	31,920			31,920	GRECC	MAIS
	OTHER	29,904			29,904	AUTRE	
COMMODITY TOTAL		90,574			90,574		TOTAL DE MARCHANDISE
WHEAT	GREEK	4,368	14,112		18,480	GRECC	BLE
	ITALY	17,640			17,640	ITAL	
COMMODITY TOTAL		22,008	14,112		36,120		TOTAL DE MARCHANDISE
IRON ORE AND CONC	LIBER	48,171			48,171	LIBER	MINERAI, CONC. DE FER
LUMBER AND TIMBER	OTHER		80		80	AUTRE	BOIS D'OEUVRE ET CHARP.
PULP	LIBER			21	21	LIBER	PATE
NEWSPRINT PAPER	JAPAN	2,761			2,761	JAPON	PAPIER JOURNAL
	OTHER	2,360			2,360	AUTRE	
COMMODITY TOTAL		5,121			5,121		TOTAL DE MARCHANDISE
CASTINGS, FORGINGS	OTHER		1		1	AUTRE	MOL. PIÈCES FORGÉES
MACHINERY NES	GER			2	2	ALL	MACHINES NDA
EQUIPMENT MISC.	LIBER			1	1	LIBER	MATERIEL DIVERS
	OTHER		2		2	AUTRE	
COMMODITY TOTAL			2		3		TOTAL DE MARCHANDISE
PERSONAL, HOUSEHOLD GOODS	GER			1	1	ALL	ART. PERS. ET MENAGERS
	LIBER			1	1	LIBER	
	OTHER	1			1	AUTRE	
COMMODITY TOTAL		1			2		TOTAL DE MARCHANDISE
CONTAINERIZED FREIGHT	GER	3,216			3,216	ALL	FRET CONTENEURESE
	ITALY	23			23	ITAL	
	OTHER	6,076			6,076	AUTRE	
COMMODITY TOTAL		9,315			9,315		TOTAL DE MARCHANDISE
COUNTRY/REGION TOTAL		175,190*	14,195*	47*	189,432*		TOTAL DE PAYS/REGION
SPAIN							
MEAT, FRESH OR FROZEN	ITALY			7	7	ITAL	ESPAGNE
	LIBER			6	6	LIBER	VIANDE, FRAICHE / CONG.
COMMODITY TOTAL				13	13		TOTAL DE MARCHANDISE
FISH, FRESH OR FROZEN	ITALY			38	38	ITAL	POISSON, FRAIS OU CONG.
FISH, CANNED	ITALY			4	4	ITAL	POISSON EN BOITES
CHEESE	OTHER	3			3	AUTRE	FROMAGE
BARLEY	U K	8,887			8,887	R U	CRGE
	NORV		14,010		14,010	NORV	
COMMODITY TOTAL		8,887	14,010		22,897		TOTAL DE MARCHANDISE
CORN	GREEK	28,225			28,225	GRECC	MAIS
	ITALY	35,224			35,224	ITAL	
	LIBER	37,940			37,940	LIBER	
	OTHER	47,275			47,275	AUTRE	
COMMODITY TOTAL		148,664			148,664		TOTAL DE MARCHANDISE
POTATOES	NETH	1,099			1,099	P.BAS	POPPES DE TERRE
DIST. ALCOHOLIC BEV.	ITALY			10	10	ITAL	BOISS. ALCOOL. DIST.
RAW HIDES AND SKINS	OTHER	411			411	AUTRE	PEAUX ET CUIRS BRUT
FLAXSEED	OTHER		3,472		3,472	AUTRE	GRAINE DE LIN
PULPWOOD	U K	3,393			3,393	P.U.	BOIS A PATE

TABLE 1. CARGOES LOADED AT CANADIAN PORTS FOR FOREIGN COUNTRIES.

TABLEAU 1. MARCHANDISES CHARGÉES DANS LES PORTS CANADIENS A DESTINATION DE PAYS ÉTRANGERS.

COUNTRY OF DESTINATION AND KIND OF CARGO	REGISTRY OF VESSEL	ATLANTIC ATLANTIQUE	GREAT LAKES GRANDS LACS	PACIFIC PACIFIQUE	TOTAL TOTAL	IMMATIC. DU NAVIRE	PAYS DE DESTINATION ET MARCHANDISE
SPAIN	CONT.						ESPAGNE
	OTHER	16,980			16,980	AUTRE	SUITE
COMMODITY TOTAL		20,373			20,373		TOTAL DE MARCHANDISE
IRON ORE AND CONC.	LIBER	169,308			169,308	LIBER	MINÉRAI, CONC. DE FER
	OTHER	493,198			493,198	AUTRE	
COMMODITY TOTAL		662,506			662,506		TOTAL DE MARCHANDISE
ZINC ORE AND CONC.	U K			9,400	9,400	R U	MINÉRAI, CONC. DE ZINC
IRON AND STEEL SCRAP	OTHER	900			900	AUTRE	DÉCHETS DE FER, D'ACIER
NON-FERROUS MET. SCRAP	OTHER		21		21	AUTRE	DÉCHETS MÉTAL. NON FER.
ASBESTOS	ITALY			1,604	1,604	ITAL	AMIANTE
	OTHER	26,125			26,125	AUTRE	
COMMODITY TOTAL		26,125		1,604	27,729		TOTAL DE MARCHANDISE
SULPHUR IN ORES	OTHER		13,402		13,402	AUTRE	SOUFRE EN MINÉRAI
GRANDE NON-MET. MIN. NES	OTHER	61			61	AUTRE	MIN. NON-MÉT. BRUTS NDA
COTTON, TEXTILE WASTE	OTHER	32			32	AUTRE	DÉCHETS DE COTON, TEXT.
WASTE AND SCRAP NES	OTHER	95			95	AUTRE	DÉCHETS ET REBUTS NDA
LUMBER AND TIMBER	U K			4,051	4,051	R U	BOIS OUVRE ET CHARP.
	GER	37		2,802	2,839	ALL	
	ITALY			258	258	ITAL	
	NORV			2,440	2,440	NORV	
	LIBER			5,169	5,169	LIBER	
	CAN	128			128	CAN	
	OTHER	1,348	63		1,411	AUTRE	
COMMODITY TOTAL		1,513	63	14,720	16,296		TOTAL DE MARCHANDISE
VENEER, PLYWOOD	ITALY			290	290	ITAL	PLACAGES, CONTRE-PLAQ.
PULP	U K			7,972	7,972	R U	PATE
	GER			62	62	ALL	
	GREEK			5,356	5,356	GREEK	
	ITALY			8,988	8,988	ITAL	
	NORV			6,076	6,076	NORV	
	SWEDN			3,184	3,184	SUEDE	
	LIBER	2,534		8	2,542	LIBER	
	OTHER	7,754		1,932	9,686	AUTRE	
COMMODITY TOTAL		10,288		33,578	43,866		TOTAL DE MARCHANDISE
NEWSPRINT PAPER	GER	13,323			13,323	ALL	PAPIER JOURNAL
	GREEK	2,350			2,350	GREEK	
	LIBER	926			926	LIBER	
	PANAM	329			329	PANAM	
	CAN	2,626			2,626	CAN	
	OTHER	24,884			24,884	AUTRE	
COMMODITY TOTAL		44,438			44,438		TOTAL DE MARCHANDISE
PAPERBOARD	GER	1,566			1,566	ALL	CARTON
	OTHER	1,361			1,361	AUTRE	
COMMODITY TOTAL		2,927			2,927		TOTAL DE MARCHANDISE
BLDG. PAPER AND BOARD	ITALY			21	21	ITAL	PLAQ. CONSTR., PAP/CART.
WET MACHINE BOARD	OTHER		2		2	AUTRE	CARTON EN PATE PRESSE
TEXTILE FAB. MTL NES	OTHER	30			30	AUTRE	OUVR. EN MAT. TEXT. NDA
ANIMAL OILS, EXC. MARINE	OTHER	1,617			1,617	AUTRE	HUIL. ANIM. SAUF AN. MAR.
OILS, FATS, WAXES NES	ITALY			78	78	ITAL	HUIL. MAT. GRAS. CIRE NDA
INORGANIC CHEMS. NES	ITALY			75	75	ITAL	PROG. CHIM. INORG. NDA
DYESTUFF, PIGMENT, PAINT	GER			8	8	ALL	MAT. COLDR. PIG. PEINTURE
CHEM. SPECIALTIES NES	LIBER		1,113		1,113	LIBER	PROD. CHIM. SPECIAUX NDA
PETROL, COAL PROD. NES	ITALY		550		550	ITAL	OUVR. PETR. CHARB. NDA
FERRO-ALLOYS	OTHER			6	6	AUTRE	FERRO-ALLIAGES
PIG IRON	SWEDN	15,663			15,663	SUEDE	FER EN GUEUSE
WIRE	OTHER	14			14	AUTRE	FIL MÉTALLIQUE
ALUMINUM	U K			1,650	1,650	R U	ALUMINIUM
NON-FERROUS METALS NES	ITALY			3	3	ITAL	MÉTAUX NON-FERREUX NDA
METAL FAB. BASIC PROD.	ITALY			1	1	ITAL	OUVR. DE BASE EN MÉTAL
	OTHER	49			49	AUTRE	
COMMODITY TOTAL		49			50		TOTAL DE MARCHANDISE
TRACTORS	GER	56			56	ALL	TRACTEURS
	OTHER	8			8	AUTRE	
COMMODITY TOTAL		64			64		TOTAL DE MARCHANDISE
MACHINERY NES	GER	255			255	ALL	MACHINES NDA
	ITALY			1	1	ITAL	
	LIBER	158			158	LIBER	
	OTHER	23			23	AUTRE	
COMMODITY TOTAL		436			437		TOTAL DE MARCHANDISE
PARTS, AXLES AND CHASSIS	ITALY			2	2	ITAL	VOITURES PART., CHASSIS
	OTHER	1			1	AUTRE	
COMMODITY TOTAL		1			3		TOTAL DE MARCHANDISE
TRUCKS AND CHASSIS	LIBER	12			12	LIBER	CAMIONS ET CHASSIS
MOTOR VEHICLE ENGINES	OTHER	604			604	AUTRE	MOTEURS DE VEH. AUTOM.
SHIPS, AIRCRAFT, MIS. VEH	GER			10	10	ALL	NAVIRES, AVIONS, VEH. CIV
	OTHER	33			33	AUTRE	
COMMODITY TOTAL		33		10	43		TOTAL DE MARCHANDISE
EQUIPMENT MISC.	GER			2	2	ALL	MATÉRIEL DIVERS
	OTHER	93	3		96	AUTRE	
COMMODITY TOTAL		93	3	2	98		TOTAL DE MARCHANDISE
PERSONAL, HOUSEHOLD GOODS	ITALY			8	8	ITAL	ART. PERS. ET MENAGERS
	OTHER	6			6	AUTRE	
COMMODITY TOTAL		6		8	14		TOTAL DE MARCHANDISE
MISC. END PRODUCTS NES	OTHER	1		1	2	AUTRE	PRODUITS FINIS DIV. NDA
GENERAL CARGO	OTHER	5			5	AUTRE	MARCHANDISES DIVERSES
CONTAINERIZED FREIGHT	GER	6,085			6,085	ALL	FRET CONTENEUREUSE
	ITALY	3,771			3,771	ITAL	

TABLE 1. CARGOES LOADED AT CANADIAN PORTS FOR FOREIGN COUNTRIES.

TABLEAU 1. MARCHANDISES CHARGÉES DANS LES PORTS CANADIENS A DESTINATION DE PAYS ÉTRANGERS.

COUNTRY OF DESTINATION AND KIND OF CARGO	REGISTRY OF VESSEL	ATLANTIC ATLANTIQUE	GREAT LAKES GRANDS LACS	PACIFIC PACIFIQUE	TOTAL TOTAL	IMMATIC. OU NAVIRE	PAYS DE DESTINATION ET MARCHANDISE
SPAIN CONT.							ESPAGNE SUITE
	LIBER	2,646			2,646	LIBER	
	OTHER	16,161	30		16,191	AUTRE	
COMMODITY TOTAL		28,663	30		28,693		TOTAL DE MARCHANDISE
COUNTRY/REGION TOTAL		975,613*	32,667*	61,522*	1,069,802*		TOTAL DE PAYS/REGION
SWEDEN							SUEDE
MEAT, FRESH OR FROZEN	SWEDN			16	16	SUEDE	VIANDE, FRAICHE / CONG.
FISH, FRESH OR FROZEN	U K			106	106	R U	POISSON, FRAIS DU CONG.
	DENMK	1,410			1,410	DANMK	
	NETH	939			939	P.BAS	
	SWEDN			799	799	SUEDE	
	JAPAN			132	132	JAPON	
	OTHER	98			98	AUTRE	
COMMODITY TOTAL		2,447		1,037	3,484		TOTAL DE MARCHANDISE
FISH, SALTED OR CURED	DENMK	105			105	DANMK	POISSON, SALE OU FUME
	NETH	288			288	P.BAS	
	NORW	850			850	NORV	
	LIBER	232			232	LIBER	
	PANAM	557			557	PANAM	
	OTHER	1,028			1,028	AUTRE	
COMMODITY TOTAL		3,060			3,060		TOTAL DE MARCHANDISE
SHELL FISH, NES	NETH	57			57	P.BAS	MOLLUSQUES CRUST., NDA
	SWEDN	3			3	SUEDE	
COMMODITY TOTAL		60			60		TOTAL DE MARCHANDISE
CRUDE ANIMAL PROD., NES	NETH	14			14	P.BAS	PR., BRUTS ORIG. ANIM. NDA
COPPER ORE AND CONC.	OTHER	5,888			5,888	AUTRE	MINÉRAI., CONC. CUIVRE
ASBESTOS	SWEDN	15			15	SUEDE	AMIANTE
	OTHER	251			251	AUTRE	
COMMODITY TOTAL		266			266		TOTAL DE MARCHANDISE
WASTE AND SCRAP NES	NETH	198			198	P.BAS	DECHETS ET REBUTS NCA
LUMBER AND TIMBER	U K	855			855	R U	BOIS OEUVRE ET CHARP.
	GER	919			919	ALL	
	SWEDN	515			515	SUEDE	
	OTHER	63			63	AUTRE	
COMMODITY TOTAL		2,352			2,352		TOTAL DE MARCHANDISE
PAPERBOARD	U K	185			185	R U	CARTON
	GER	113			113	ALL	
COMMODITY TOTAL		298			298		TOTAL DE MARCHANDISE
BLOG. PAPER AND BOARD	U K	155			155	R U	PLAQ. CONSTR., PAP./CART.
	SWEDN	121			121	SUEDE	
	OTHER	39			39	AUTRE	
COMMODITY TOTAL		315			315		TOTAL DE MARCHANDISE
TEXTILE FAB., MTL NES	SWEDN	8			8	SUEDE	OUVR. EN MAT. TEXT. NCA
INORGANIC CHEMS., NES	U K	67			67	R U	PROD. CHIM. INORG. NDA
CHEM. SPECIALTIES NES	SWEDN	1			1	SUEDE	PROD. CHIM. SPECIAUX NDA
FUEL OIL	U K	38,827			38,827	R U	MAZCUT
	DENMK	53,951			53,951	DANMK	
	ITALY	47,872			47,872	ITAL	
	NORW	95,752			95,752	NORV	
	LIBER	89,478			89,478	LIBER	
	OTHER	34,194			34,194	AUTRE	
COMMODITY TOTAL		360,074			360,074		TOTAL DE MARCHANDISE
CASTINGS, FORGINGS	SWEDN	6			6	SUEDE	MOUL. PIÈCES FORGÉES
BARS AND RODS, STEEL	SWEDN	554			554	SUEDE	BARRES ET TIGES ACIER
	OTHER	353			353	AUTRE	
COMMODITY TOTAL		907			907		TOTAL DE MARCHANDISE
PLATE & SHEET STEEL	OTHER	10			10	AUTRE	TOLES, FEUILLES D'ACIER
PIPES, TUBES, IRON, STEEL	SWEDN	19			19	SUEDE	TUYAUX, TUBES: FER, ACIER
	OTHER	6			6	AUTRE	
COMMODITY TOTAL		25			25		TOTAL DE MARCHANDISE
ALUMINUM	SWEDN	1,315			1,315	SUEDE	ALUMINIUM
	OTHER	1,381			1,381	AUTRE	
COMMODITY TOTAL		2,696			2,696		TOTAL DE MARCHANDISE
COPPER AND ALLOYS	GER	391			391	ALL	CUIVRE ET ALLIAGÉS
	SWEDN	2,578			2,578	SUEDE	
	LIBER	442			442	LIBER	
	OTHER	1,043			1,043	AUTRE	
COMMODITY TOTAL		4,454			4,454		TOTAL DE MARCHANDISE
LEAD AND ALLOYS	U K	111			111	R U	PLOMB ET ALLIAGES
	GER	110			110	ALL	
COMMODITY TOTAL		221			221		TOTAL DE MARCHANDISE
GLASS BASIC PRODUCTS	SWEDN	619			619	SUEDE	OUVR. DE BASE EN VERRE
	OTHER	334			334	AUTRE	
COMMODITY TOTAL		953			953		TOTAL DE MARCHANDISE
LIME	OTHER	44			44	AUTRE	CHAUX
TRACTORS	U K	445			445	R U	TRACTEURS
	GER	565			565	ALL	
	SWEDN	525			525	SUEDE	
	OTHER	315			315	AUTRE	
COMMODITY TOTAL		1,850			1,850		TOTAL DE MARCHANDISE
MACHINERY NES	U K	140			140	R U	MACHINES NDA
	DENMK	150			150	DANMK	
	GER	112			112	ALL	
	SWEDN	1,037			1,037	SUEDE	

TABLE 1. CARGOES LOADED AT CANADIAN PORTS FOR FOREIGN COUNTRIES.

TABLEAU 1. MARCHANDISES CHARGÉES DANS LES PORTS CANADIENS A DESTINATION DE PAYS ÉTRANGERS.

COUNTRY OF DESTINATION AND KIND OF CARGO	REGISTRY OF VESSEL	ATLANTIC ATLANTIQUE	GREAT LAKES GRANDS LACS	PACIFIC PACIFIQUE	TOTAL TOTAL	IMMATIC. DU NAVIRE	PAYS DE DESTINATION ET MARCHANDISE
SWEDEN	CONT.						SUEDE
	OTHER	649	209		858	AUTRE	SUITE
COMMODITY TOTAL		2,088	209		2,297		TOTAL DE MARCHANDISE
RAILWAY ROLLING STOCK	SWEDN	11			11	SUEDE	MAT. ROUL. DE CH. DE FER
PART. AUTOS AND CHASSIS	U K	196			196	R U	VOITURES PART., CHASSIS
	GER	3			3	ALL	
	SWEDN	183			183	SUEDE	
	OTHER	47			47	AUTRE	
COMMODITY TOTAL		429			429		TOTAL DE MARCHANDISE
TRUCKS AND CHASSIS	NETH		275		275	P. BAS	CAMIONS ET CHASSIS
	SWEDN	109			109	SUEDE	
	OTHER	43			43	AUTRE	
COMMODITY TOTAL		152	275		427		TOTAL DE MARCHANDISE
MOTOR VEHICLE ENGINES	U K	20			20	R U	MOTEURS DE VEH. AUTOM.
	SWEDN	157			157	SUEDE	
	OTHER	70			70	AUTRE	
COMMODITY TOTAL		247			247		TOTAL DE MARCHANDISE
ROAD MOTOR VEH. NES	U K	2			2	R U	VEH. AUTOM. ROUTIERS NDA
	GER	2			2	ALL	
COMMODITY TOTAL		4			4		TOTAL DE MARCHANDISE
SHIPS, AIRCRAFT, MIS. VEH	GER	5			5	ALL	NAVIRES, AVIONS, VEH. DIV
	OTHER	1			1	AUTRE	
COMMODITY TOTAL		6			6		TOTAL DE MARCHANDISE
EQUIPMENT MISC.	GER	38			38	ALL	MATERIEL DIVERS
	SWEDN	217			217	SUEDE	
	OTHER	171	293		464	AUTRE	
COMMODITY TOTAL		426	293		719		TOTAL DE MARCHANDISE
PERSONAL, HOUSEHOLD GOODS	GER	1			1	ALL	ART. PERS. ET MENAGERS
CONTAINERS, CLOSURES	U K	1,088			1,088	R U	CONTENEURS, FERMETURES
	GER	659			659	ALL	
COMMODITY TOTAL		1,747			1,747		TOTAL DE MARCHANDISE
MISC. ENG PRODUCTS NES	U K	228			228	R U	PRODUITS FINIS DIV. NDA
	GER	608			608	ALL	
	SWEDN	5			5	SUEDE	
COMMODITY TOTAL		841			841		TOTAL DE MARCHANDISE
GENERAL CARGO	U K	243			243	R U	MARCHANDISES DIVERSES
	GER	305			305	ALL	
	SWEDN	266			266	SUEDE	
	OTHER	41			41	AUTRE	
COMMODITY TOTAL		855			855		TOTAL DE MARCHANDISE
CONTAINERIZED FREIGHT	U K	21,117		1,482	22,599	R U	FRET CONTENEURESE
	DENMK			1,408	1,408	DANMK	
	GER	12,509			12,509	ALL	
	NETH	69			69	P. BAS	
	SWEDN	19,504		1,041	20,545	SUEDE	
	OTHER	7,135			7,135	AUTRE	
COMMODITY TOTAL		60,334		3,931	64,265		TOTAL DE MARCHANDISE
COUNTRY/REGION TOTAL		453,355*	777*	4,984*	459,116*		TOTAL DE PAYS/REGION
ALBANIA							ALBANIE
WHEAT	LIBER	7,421	17,667		25,088	LIBER	BLE
COUNTRY/REGION TOTAL		7,421*	17,667*	*	25,088*		TOTAL DE PAYS/REGION
BULGARIA							BULGARIE
BARLEY	U K	15,439			15,439	R U	ORGE
	NETH	26,272			26,272	P. BAS	
	LIBER	32,679			32,679	LIBER	
	OTHER	5,877			5,877	AUTRE	
COMMODITY TOTAL		80,267			80,267		TOTAL DE MARCHANDISE
VEGETABLES, DRIED	OTHER	9,599			9,599	AUTRE	LEGUMES, SECS
COUNTRY/REGION TOTAL		89,866*	*	*	89,866*		TOTAL DE PAYS/REGION
POLAND							POLOGNE
FISH, SALTED OR CURRD	OTHER	1,524			1,524	AUTRE	POISSON, SALE OU FUME
BARLEY	U K	58,799			58,799	R U	ORGE
	GREEK	78,861			78,861	GRECC	
	NORW	67,025			67,025	NORV	
	LIBER	109,765			109,765	LIBER	
	OTHER	65,432			65,432	AUTRE	
COMMODITY TOTAL		379,882			379,882		TOTAL DE MARCHANDISE
CORN	GREEK	19,174			19,174	GRECC	MAIS
	NORW	5,603			5,603	NORV	
	OTHER	10,570			10,570	AUTRE	
COMMODITY TOTAL		35,347			35,347		TOTAL DE MARCHANDISE
RYE	GREEK	7,477	15,525		23,002	GRECC	SEIGLE
WHEAT	LIBER	50,233			50,233	LIBER	BLE
MISC. FOOD PREP. NES	OTHER	1			1	AUTRE	DIV. PREP. ALIM. NDA
HAY, FORAGE, STRAW	OTHER	20			20	AUTRE	FOIN, FOURRAGE, PAILLE
DIST. ALCOHOLIC BEV.	OTHER	13	3		16	AUTRE	BOISS. ALCOOL. DIST.
RAW HIDES AND SKINS	OTHER	2,428	159		2,587	AUTRE	PEAUX ET CUIRS BRUT
FLAXSEED	LIBER		10,332	10,312	20,644	LIBER	GRAINE DE LIN

TABLE 1. CARGOES LOADED AT CANADIAN PORTS FOR FOREIGN COUNTRIES.

TABLEAU 1. MARCHANDISES CHARGÉES DANS LES PORTS CANADIENS A DESTINATION DE PAYS ÉTRANGERS.

COUNTRY OF DESTINATION AND KIND OF CARGO	REGISTRY OF VESSEL	ATLANTIC ATLANTIQUE	GREAT LAKES GRANDS LACS	PACIFIC PACIFIQUE	TOTAL TOTAL	IMMATIC. DU NAVIRE	PAYS DE DESTINATION ET MARCHANDISE
POLAND CONT.							PLOGNE SUITE
ZINC ORE AND CONC.	OTHER	15,294			15,294	AUTRE	MINÉRAI, CONC. DE ZINC
ASBESTOS	OTHER	799			799	AUTRE	AMIANTE
COTTON, TEXTILE WASTE	OTHER	31	10		41	AUTRE	DECHETS DE COTON, TEXT.
NEWSPRINT PAPER	GER	3,066			3,066	ALL	PAPIER JOURNAL
TEXTILE FAB. MTL NES	OTHER	3			3	AUTRE	OUVR. EN MAT. TEXT. NDA
INORGANIC CHEMS. NES	OTHER	8			8	AUTRE	PROD. CHIM. INORG. NDA
PLASTIC MATERIALS	OTHER	1			1	AUTRE	MATIÈRES PLASTIQUES
CHEM. SPECIALTIES NES	OTHER	11	58		58	AUTRE	PROD. CHIM. SPÉCIAUX NDA
STRUCTURAL SHAPES	OTHER	11			11	AUTRE	PROFÈLES DE CONSTRUCT.
RAILS & TRACK MATERIAL	NORV	7,636			7,636	NORV	RAILS, MAT. VOIE FERRÉE
NICKEL AND ALLOYS	OTHER	1	1		2	AUTRE	NICKEL ET ALLIAGES
NON-FERROUS METALS NES	OTHER	4			4	AUTRE	MÉTAUX NON-FERREUX NDA
METAL FAB. BASIC PROD.	OTHER	177			177	AUTRE	OUVR. DE BASE EN MÉTAL
BRICKS, TILES NES	OTHER	1,885			1,885	AUTRE	BRICKS, TUILES NDA
CEMENT	OTHER	3			3	AUTRE	CIMENT
MACHINERY NES	OTHER	352			352	AUTRE	MACHINES NDA
TRUCKS AND CHASSIS	OTHER	8	3		11	AUTRE	CAMIONS ET CHASSIS
SHIPS, AIRCRAFT, MIS. VEH	OTHER	1			1	AUTRE	NAVIRES, AVIONS, VEH. DIV
EQUIPMENT MISC.	OTHER	306	72		378	AUTRE	MATÉRIEL DIVERS
PERSONAL, HOUSEHOLD GOODS	OTHER	16	3		19	AUTRE	ART. PERS. ET MÉNAGERS
CONTAINERS, CLOSURES	OTHER	1			1	AUTRE	CONTENEURS, FERMETURES
MISC. END PRODUCTS NES	OTHER	1			1	AUTRE	PRODUITS FINIS DIV. NDA
GENERAL CARGO	OTHER		4		4	AUTRE	MARCHANDISES DIVERSES
CONTAINERIZED FREIGHT	GER	493			493	ALL	FRET CONTENEURESE
	OTHER	4			4	AUTRE	
COMMODITY TOTAL		497			497		TOTAL DE MARCHANDISE
COUNTRY/REGION TOTAL		507,026*	26,170*	10,312*	543,508*		TOTAL DE PAYS/REGION
ROMANIA							ROUMANIE
BARLEY	U K	27,582			27,582	R U	ORGE
	GREEK	35,280			35,280	GRECC	
	ITALY	7,747			7,747	ITAL	
COMMODITY TOTAL		70,609			70,609		TOTAL DE MARCHANDISE
ASBESTOS	OTHER	2,216			2,216	AUTRE	AMIANTE
MACHINERY NES	OTHER	228	357		585	AUTRE	MACHINES NDA
GENERAL CARGO	OTHER	1	1		2	AUTRE	MARCHANDISES DIVERSES
COUNTRY/REGION TOTAL		73,054*	358*	*	73,412*		TOTAL DE PAYS/REGION
USSR - EUROP.							URSS - EUROP.
CORN	U K	21,008			21,008	R U	MAIS
	GREEK	19,426			19,426	GRECC	
	NORV	12,300			12,300	NORV	
	LIBER	10,752			10,752	LIBER	
	OTHER	81,216			81,216	AUTRE	
COMMODITY TOTAL		144,702			144,702		TOTAL DE MARCHANDISE
RYE	GREEK	10,415			10,415	GRECC	SEIGLE
	LIBER	10,080			10,080	LIBER	
	OTHER	27,664			27,664	AUTRE	
COMMODITY TOTAL		48,159			48,159		TOTAL DE MARCHANDISE
WHEAT	DENMK	7,620	18,112		25,732	DANMK	BLE
	GREEK	12,345			12,345	GRECC	
	OTHER	129,269			129,269	AUTRE	
COMMODITY TOTAL		149,234	18,112		167,346		TOTAL DE MARCHANDISE
DIST. ALCOHOLIC BEV.	OTHER	17			17	AUTRE	BOISS. ALCOOL. DIST.
RAW HIDES AND SKINS	OTHER	8,312			8,312	AUTRE	PEAUX ET CUIRS BRUT
SEEDS FOR SOWING NES	OTHER	2			2	AUTRE	GRAINES DE SEMENCE NDA
DRES AND CONC. NES	OTHER	296			296	AUTRE	MINÉRAIS ET CONC. NDA
LEATHER	OTHER	67			67	AUTRE	CUIR
AGRICULTURAL CHEMICALS	OTHER	6			6	AUTRE	PROD. CHIM. AGRICOLLES
DYESTUFF, PIGMENT, PAINT	OTHER	192			192	AUTRE	MAT. COLOR. PIG. PEINTURE
STRUCTURAL SHAPES	OTHER			30	30	AUTRE	PROFÈLES DE CONSTRUCT.
METAL FAB. BASIC PROD.	OTHER			28	28	AUTRE	OUVR. DE BASE EN MÉTAL
ASBESTOS BASIC PROD.	OTHER	656			656	AUTRE	OUVR. DE BASE AMIANTE
NON-MET. MIN. BASIC PROD	OTHER		170		170	AUTRE	PROD. MIN. NON-MET. BASE
TRACTORS	OTHER	189			189	AUTRE	TRACTEURS
MACHINERY NES	OTHER	4,887	66		4,953	AUTRE	MACHINES NDA
PASS. AUTOS AND CHASSIS	OTHER	1			1	AUTRE	VOITURES PART., CHASSIS
TRUCKS AND CHASSIS	OTHER		210		210	AUTRE	CAMIONS ET CHASSIS
MOTOR VEHICLE ENGINES	OTHER	123			123	AUTRE	MOTEURS DE VEH. AUTOM.
ROAD MOTOR VEH. NES	OTHER	1			1	AUTRE	VEH. AUTOM. ROUTIERS NDA
SHIPS, AIRCRAFT, MIS. VEH	OTHER	1			1	AUTRE	NAVIRES, AVIONS, VEH. DIV
EQUIPMENT MISC.	OTHER	1,512			1,512	AUTRE	MATÉRIEL DIVERS
PERSONAL, HOUSEHOLD GOODS	OTHER	45			45	AUTRE	ART. PERS. ET MÉNAGERS
CONTAINERS, CLOSURES	OTHER	8			8	AUTRE	CONTENEURS, FERMETURES
MISC. END PRODUCTS NES	OTHER	316			316	AUTRE	PRODUITS FINIS DIV. NDA
GENERAL CARGO	OTHER	2			2	AUTRE	MARCHANDISES DIVERSES
CONTAINERIZED FREIGHT	OTHER	6,745	534		7,279	AUTRE	FRET CONTENEURESE
COUNTRY/REGION TOTAL		365,473*	19,092*	58*	384,623*		TOTAL DE PAYS/REGION

TABLE 1. CARGOES LOADED AT CANADIAN PORTS FOR FOREIGN COUNTRIES.

TABLEAU 1. MARCHANDISES CHARGÉES DANS LES PORTS CANADIENS A DESTINATION DE PAYS ÉTRANGERS.

COUNTRY OF DESTINATION AND KIND OF CARGO	REGISTRY OF VESSEL	ATLANTIC ATLANTIQUE	GREAT LAKES GRANDS LACS	PACIFIC PACIFIQUE	TOTAL TOTAL	IMMATIC. OU NAVIRE	PAYS DE DESTINATION ET MARCHANDISE
YUGOSLAVIA							
WHEAT	LIBER	28,000			28,000	LIBER	YOUGOSLAVIE
	OTHER	37,968			37,968	AUTRE	BLE
COMMODITY TOTAL		65,968			65,968		TOTAL DE MARCHANDISE
WINES	OTHER	44			44	AUTRE	VINS
RAW HIDES AND SKINS	OTHER	1,302			1,302	AUTRE	PEAUX ET CUIRS BRUT
LOGS	OTHER	62			62	AUTRE	BILLES
ASBESTOS	OTHER	5,353			5,353	AUTRE	AMIANTE
CRUDE NON-MET. MIN. NES	OTHER	50			50	AUTRE	MIN. NON-MET. BRUTS NDA
WASTE AND SCRAP NES	OTHER		1		1	AUTRE	DECHETS ET REBUTS NDA
PULP	U K	1,815			1,815	R U	PATE
	OTHER	7,106			13,411	AUTRE	
COMMODITY TOTAL		8,921		6,305	15,226		TOTAL DE MARCHANDISE
NEWSPRINT PAPER	LIBER	2,196			2,196	LIBER	PAPIER JOURNAL
	OTHER	490			490	AUTRE	
COMMODITY TOTAL		2,686			2,686		TOTAL DE MARCHANDISE
INORGANIC CHEMS. NES	OTHER	2	66		68	AUTRE	PROD. CHIM. INORG. NDA
ORGANIC CHEMICALS NES	OTHER	76			76	AUTRE	PROD. CHIM. ORGAN. NDA
AGRICULTURAL CHEMICALS	OTHER	30	20		50	AUTRE	PROD. CHIM. AGRICOLES
PLASTIC MATERIALS	OTHER	1			1	AUTRE	MATIERES PLASTIQUES
PIG IRON	GER	3,528			3,528	ALL	FER EN GUEUSE
	GREEK	7,670			7,670	GREEC	
	SWEDN	8,848			8,848	SUEDE	
COMMODITY TOTAL		20,046			20,046		TOTAL DE MARCHANDISE
PRIMARY IRON, STEEL NES	OTHER	19			19	AUTRE	FER, ACIER PRIMAIR. NCA
ALUMINUM	OTHER	44			44	AUTRE	ALUMINIUM
METAL FAB. BASIC PROD.	OTHER	79	22		101	AUTRE	OUVR. DE BASE EN METAL
MACHINERY NES	OTHER	1,620	2	305	1,927	AUTRE	MACHINES NDA
RAILWAY ROLLING STOCK	OTHER		47		47	AUTRE	MAT. ROUL. DE CH. DE FER
TRUCKS AND CHASSIS	DENMK		702		702	DANMK	CAMIONS ET CHASSIS
	OTHER		21		21	AUTRE	
COMMODITY TOTAL			723		723		TOTAL DE MARCHANDISE
MOTOR VEHICLE ENGINES	OTHER	90	27		117	AUTRE	MOTEURS DE VEH. AUTOM.
EQUIPMENT MISC.	OTHER	15	20	475	510	AUTRE	MATERIEL DIVERS
PERSONAL, HSEHCLD GOODS	OTHER	8	16	2	26	AUTRE	ART. PERS. ET MENAGERS
CONTAINERS, CLOSURES	OTHER	71			71	AUTRE	CONTENEURS, FERMETURES
CONTAINERIZED FREIGHT	OTHER	14			14	AUTRE	FRET CONTENEURESE
COUNTRY/REGION TOTAL		106,501*	944*	7,087*	114,532*		TOTAL DE PAYS/REGION
ADEN							
WHEAT FLOUR	LIBER	2,245		2,100	4,345	LIBER	ADEN
CONTAINERS, CLOSURES	LIBER	27			27	LIBER	FARINE DE BLE
							CONTENEURS, FERMETURES
COUNTRY/REGION TOTAL		2,272*	*	2,100*	4,372*		TOTAL DE PAYS/REGION
BAHREIN							
TITANIUM ORE	OTHER	23,000			23,000	AUTRE	BAHREIN
ASBESTOS	OTHER	310			310	AUTRE	MINERAI DE TITANE
LUMBER AND TIMBER	OTHER	701			701	AUTRE	AMIANTE
MOTOR VEHICLE ENGINES	OTHER	310			310	AUTRE	BOIS D'OEUVRE ET CHARP.
GENERAL CARGO	OTHER	310			310	AUTRE	MOTEURS DE VEH. AUTOM.
							MARCHANDISES DIVERSES
COUNTRY/REGION TOTAL		24,631*	*	*	24,631*		TOTAL DE PAYS/REGION
CYPRUS							
MISC. FOOD PREP. NES	OTHER	72			72	AUTRE	CYPRUS
LUMBER AND TIMBER	OTHER			62	62	AUTRE	DIV. PREP. ALIM. NDA
TEXTILE FAB. MTL NES	OTHER	4			4	AUTRE	BOIS D'OEUVRE ET CHARP.
EQUIPMENT MISC.	OTHER	9			9	AUTRE	OUVR. EN MAT. TEXT. NDA
CONTAINERS, CLOSURES	OTHER	454			454	AUTRE	MATERIEL DIVERS
CONTAINERIZED FREIGHT	LIBER	122			122	LIBER	CONTENEURS, FERMETURES
	OTHER	3,225			3,225	AUTRE	FRET CONTENEURESE
COMMODITY TOTAL		3,347			3,347		TOTAL DE MARCHANDISE
COUNTRY/REGION TOTAL		3,886*	*	62*	3,948*		TOTAL DE PAYS/REGION
QATAR							
LUMBER AND TIMBER	GREEK			4,833	4,833	GREEC	QATAR
	OTHER	1,178			1,178	AUTRE	BOIS D'OEUVRE ET CHARP.
COMMODITY TOTAL		1,178		4,833	6,011		TOTAL DE MARCHANDISE
BLDG. PAPER AND BOARD	JAPAN	482			482	JAPON	PLAQ. CONSTR., PAP/CART.
COUNTRY/REGION TOTAL		1,660*	*	4,833*	6,493*		TOTAL DE PAYS/REGION
TRUCIAL STATES							
MILK POWDER	NORW			2	2	NORV	ETATS, TRAITE
SUGAR, NES	DENMK	5,831			5,831	DANMK	LAIT EN POUORE
LUMBER AND TIMBER	OTHER	872			872	AUTRE	SUCRE, NDA
PIPES, TUBES, IRON, STEEL	NORW			1	1	NORV	BOIS D'OEUVRE ET CHARP.
EQUIPMENT MISC.	GREEK	168			168	GREEC	TUYAUX, TUBES, FER, ACIER
GENERAL CARGO	GREEK	1			1	GREEC	MATERIEL DIVERS
							MARCHANDISES DIVERSES

TABLE 1. CARGOES LOADED AT CANADIAN PORTS FOR FOREIGN COUNTRIES.

TABLEAU 1. MARCHANDISES CHARGÉES DANS LES PORTS CANADIENS A DESTINATION DE PAYS ÉTRANGERS.

COUNTRY OF DESTINATION AND KIND OF CARGO	REGISTRY OF VESSEL	ATLANTIC ATLANTIQUE	GREAT LAKES GRANDS LACS	PACIFIC PACIFIQUE	TOTAL TOTAL	IMMATIC. DU NAVIRE	PAYS DE DESTINATION ET MARCHANDISE
TRUCIAL STATES CONT.							ETATS, TRAITE SUITE
COUNTRY/REGION TOTAL		6,872*	*	3*	6,875*		TOTAL DE PAYS/REGION
ETHIOPIA WHEAT	U K GREEK	11,325			11,325	R U GRECC	ETHIOPIE BLE
COMMODITY TOTAL		11,325		4,409	15,734		TOTAL DE MARCHANDISE
PERSONAL, HSEHOLD GOODS	U K	1		4,409	1	R U	ART. PERS. ET MENAGERS
MISC. END PRODUCTS NES	U K	2			2	R U	PRODUITS FINIS DIV. NDA
COUNTRY/REGION TOTAL		11,328*	*	4,409*	15,737*		TOTAL DE PAYS/REGION
IRAN MILK POWDER	OTHER	394			394	AUTRE	IRAN LAIT EN POUORE
BARLEY	U K GREEK NETH LIBER OTHER	7,497			7,497	R U GRECC P. BAS LIBER AUTRE	CRGE
COMMODITY TOTAL		32,480		15,400	47,880		TOTAL DE MARCHANDISE
ASBESTOS	GREEK NORW SWEDN LIBER JAPAN OTHER	93,272		422	93,694	GRECC NORV SUEDE LIBER JAPON AUTRE	AMIANTE
COMMODITY TOTAL		9,197		422	9,619		TOTAL DE MARCHANDISE
LUMBER AND TIMBER	LIBER NORW LIBER OTHER			4,827	4,827	LIBER NORV LIBER AUTRE	BOIS D'OEUVRE ET CHARP. PATE
COMMODITY TOTAL		5,046		6,778	11,824		TOTAL DE MARCHANDISE
NEWSPRINT PAPER	SWEDN LIBER	5,337			5,337	SUEDE LIBER	PAPIER JOURNAL
COMMODITY TOTAL		12,465			12,465		TOTAL DE MARCHANDISE
PAPER NES	GREEK LIBER	1,870			1,870	GRECC LIBER	PAPIER NDA
COMMODITY TOTAL		1,870		1,935	3,805		TOTAL DE MARCHANDISE
PAPERBOARD	GREEK LIBER JAPAN	5,357			5,357	GRECC LIBER JAPON	CARTON
COMMODITY TOTAL		8,692		2,383	11,075		TOTAL DE MARCHANDISE
BLOG. PAPER AND BOARD	GREEK	334			334	GRECC	PLAQ. CONSTR., PAP./CART.
TEXTILE FAB. MTL NES	PANAM	5			5	PANAM	OUVR. EN MAT. TEXT. NDA
ORGANIC CHEMICALS NES	NORW			33	33	NORV	PROD. CHIM. ORGAN. NDA
FERTILIZERS NES	NORW			4	4	NORV	ENGRAIS CHIMIQUE NDA
PLASTIC MATERIALS	NORW			33	33	NORV	MATIERES PLASTIQUES
DYESTUFF, PIGMENT, PAINT	GREEK	589			589	GRECC	MAT. COLOR. PIG. PEINTURE
PRIMARY IRON, STEEL NES	LIBER PANAM	11,789			11,789	LIBER PANAM	FER, ACIER PRIMAIR. NDA
COMMODITY TOTAL		21,458			21,458		TOTAL DE MARCHANDISE
PLATE & SHEET STEEL	GREEK	48			48	GRECC	TCLES, FEUILLES DACIER
PIPES, TUBES: IRON, STEEL	GREEK		10,351		10,351	GRECC	TUYAUX, TUBES: FER, ACIER
ALUMINUM	U K PANAM	489			489	R U PANAM	ALUMINIUM
COMMODITY TOTAL		1,728			1,728		TOTAL DE MARCHANDISE
COPPER AND ALLOYS	SWEDN LIBER JAPAN OTHER	520			520	SUEDE LIBER JAPON AUTRE	CUIVRE ET ALLIAGES
COMMODITY TOTAL		2,384			2,384		TOTAL DE MARCHANDISE
METAL FAB. BASIC PROD.	NORW			3	3	NORV	OUVR. DE BASE EN METAL
BRICKS, TILES NES	JAPAN OTHER	259			259	JAPON AUTRE	BRIQUES, TUILES NDA
COMMODITY TOTAL		437			437		TOTAL DE MARCHANDISE
MACHINERY NES	NORW			78	78	NORV	MACHINES NDA
TRUCKS AND CHASSIS	NORW			46	46	NORV	CAMIONS ET CHASSIS
ROAD MOTOR VEH. NES	NORW			74	74	NORV	VEH. AUTOM. ROUTIERS NDA
EQUIPMENT MISC.	GREEK			330	330	GRECC	MATERIEL DIVERS
COMMODITY TOTAL				7	7	NORV	TOTAL DE MARCHANDISE
PERSONAL, HSEHOLD GOODS	NORW			10	10	NORV	ART. PERS. ET MENAGERS
MISC. END PRODUCTS NES	NORW			2	2	NORV	PRODUITS FINIS DIV. NDA
GENERAL CARGO	GREEK	58			58	GRECC	MARCHANDISES DIVERSES
COMMODITY TOTAL		58		1	59		TOTAL DE MARCHANDISE
CONTAINERIZED FREIGHT	GER LIBER OTHER	154			154	ALL LIBER AUTRE	FRET CONTENEURESE
COMMODITY TOTAL		199			199		TOTAL DE MARCHANDISE
COUNTRY/REGION TOTAL		158,665*	10,351*	107,404*	276,420*		TOTAL DE PAYS/REGION

TABLE 1. CARGOES LOADED AT CANADIAN PORTS FOR FOREIGN COUNTRIES.

TABLEAU 1. MARCHANDISES CHARGÉES DANS LES PORTS CANADIENS A DESTINATION DE PAYS ÉTRANGERS.

COUNTRY OF DESTINATION AND KIND OF CARGO	REGISTRY OF VESSEL	ATLANTIC ATLANTIQUE	GREAT LAKES GRANDS LACS	PACIFIC PACIFIQUE	TOTAL TOTAL	IMMATIC. DU NAVIRE	PAYS DE DESTINATION ET MARCHANDISE
IRAQ							IRAQ
WHEAT	LIBER			542	542	LIBER	BLE
	JAPAN			689	689	JAPAN	
COMMODITY TOTAL				1,231	1,231		TOTAL DE MARCHANDISE
VEGETABLES, DRIED	JAPAN			33	33	JAPAN	LEGUMES, SECS
ASBESTOS	OTHER	948			948	AUTRE	AMIANTE
COTTON, TEXTILE WASTE	OTHER	40			40	AUTRE	DECHETS DE COTON, TEXT.
LUMBER AND TIMBER	GREEK	6,084			6,084	GRECC	BOIS D'OEUVRE ET CHARP.
	NORV			19,260	19,260	NORV	
	LIBER			53,232	53,232	LIBER	
COMMODITY TOTAL		6,084		72,492	78,576		TOTAL DE MARCHANDISE
VENEER, PLYWOOD	LIBER			152	152	LIBER	PLACAGES, CONTRE-PLAQ.
	JAPAN			315	315	JAPAN	
COMMODITY TOTAL				467	467		TOTAL DE MARCHANDISE
PULP	GREEK	4,015			4,015	GRECC	PATE
	LIBER	3,027		1,922	4,949	LIBER	
	JAPAN			286	286	JAPAN	
COMMODITY TOTAL		7,042		2,208	9,250		TOTAL DE MARCHANDISE
PAPER NES	GREEK			2,233	2,233	GRECC	PAPIER NOA
	JAPAN			2,300	2,300	JAPAN	
COMMODITY TOTAL				4,533	4,533		TOTAL DE MARCHANDISE
PAPERBOARD	LIBER	3,039			3,039	LIBER	CARTON
TEXTILE FAB. MTL NES	OTHER	4			4	AUTRE	OUVR. EN MAT. TEXT. NDA
AGRICULTURAL CHEMICALS	OTHER	6			6	AUTRE	PROD. CHIM. AGRICOLES
CHEM. SPECIALTIES NES	NORV			2	2	NORV	PROD. CHIM. SPECIAUX NOA
COPPER AND ALLOYS	LIBER	172			172	LIBER	CUIVRE ET ALLIAGES
MISC. FABRICATED PROD.	OTHER	89			89	AUTRE	OUVRAGES DIVERS
MACHINERY NES	LIBER	9			9	LIBER	MACHINES NDA
RUBBER TIRES AND TUBES	OTHER	85			85	AUTRE	PNEUS, CHAMBRES A AIR
EQUIPMENT MISC.	OTHER	2			2	AUTRE	MATERIEL DIVERS
PERSONAL, HOUSEHOLD GOODS	NORV			1	1	NORV	ART. PERS. ET MENAGERS
	OTHER	146			146	AUTRE	
COMMODITY TOTAL		146		1	147		TOTAL DE MARCHANDISE
MISC. END PRODUCTS NES	LIBER	1,739			1,739	LIBER	PRODUITS FINIS DIV. NDA
	OTHER	12			12	AUTRE	
COMMODITY TOTAL		1,751			1,751		TOTAL DE MARCHANDISE
COUNTRY/REGION TOTAL		19,417*	*	80,967*	100,384*		TOTAL DE PAYS/REGION
ISRAEL							ISRAEL
BARLEY	OTHER	196,229			196,229	AUTRE	ORGE
SUGAR, NES	GER	5,000			5,000	ALL	SUCRE, NDA
LUMBER AND TIMBER	NORV			12,169	12,169	NORV	BOIS D'OEUVRE ET CHARP.
VENEER, PLYWOOD	NORV			2,617	2,617	NORV	PLACAGES, CONTRE-PLAC.
NEWSPRINT PAPER	LIBER	1,513			1,513	LIBER	PAPIER JOURNAL
	OTHER	1,650			1,650	AUTRE	
COMMODITY TOTAL		3,163			3,163		TOTAL DE MARCHANDISE
PIG IRON	LIBER	1,680			1,680	LIBER	FER EN GUEUSE
CONTAINERIZED FREIGHT	GER	5,600			5,600	ALL	FRET CONTENEURESE
	LIBER	12,480			12,480	LIBER	
	OTHER	24,212			24,212	AUTRE	
COMMODITY TOTAL		42,292			42,292		TOTAL DE MARCHANDISE
COUNTRY/REGION TOTAL		248,364*	*	14,786*	263,150*		TOTAL DE PAYS/REGION
JORDAN							JORDANIE
WHEAT FLOUR	LIBER	200			200	LIBER	FARINE DE BLE
PRIMARY IRON, STEEL NES	GREEK	10,858			10,858	GRECC	FER, ACIER PRIMAIR. NDA
COMMODITY TOTAL	LIBER	11,004			11,004	LIBER	
		21,862			21,862		TOTAL DE MARCHANDISE
COUNTRY/REGION TOTAL		22,062*	*	*	22,062*		TOTAL DE PAYS/REGION
KUWAIT							KOWEIT
FISH, CANNED	NORV			3	3	NORV	POISSON EN BOITES
DAIRY PROD. EGGS, HONEY	NORV			1	1	NORV	PROD. LAIT., OEUF, MIEL
WHEAT FLOUR	GREEK			2,000	2,000	GRECC	FARINE DE BLE
LUMBER AND TIMBER	GREEK			5,633	5,633	GRECC	BOIS D'OEUVRE ET CHARP.
	NORV			795	795	NORV	
	LIBER			2,759	2,759	LIBER	
COMMODITY TOTAL				9,187	9,187		TOTAL DE MARCHANDISE
VENEER, PLYWOOD	NORV			213	213	NORV	PLACAGES, CONTRE-PLAC.
NEWSPRINT PAPER	NORV			98	98	NORV	PAPIER JOURNAL
TRACTORS	NORV			24	24	NORV	TRACTEURS
MACHINERY NES	NORV			302	302	NORV	MACHINES NDA
EQUIPMENT MISC.	GREEK	36			36	GRECC	MATERIEL DIVERS
	NORV			148	148	NORV	
COMMODITY TOTAL		36		148	184		TOTAL DE MARCHANDISE
PERSONAL, HOUSEHOLD GOODS	NORV			1	1	NORV	ART. PERS. ET MENAGERS
GENERAL CARGO	GREEK	12			12	GRECC	MARCHANDISES DIVERSES
COUNTRY/REGION TOTAL		48*	*	11,977*	12,025*		TOTAL DE PAYS/REGION

TABLE 1. CARGOES LOADED AT CANADIAN PORTS FOR FOREIGN COUNTRIES.

TABLEAU 1. MARCHANDISES CHARGÉES DANS LES PORTS CANADIENS À DESTINATION DE PAYS ÉTRANGERS.

COUNTRY OF DESTINATION AND KIND OF CARGO	REGISTRY OF VESSEL	ATLANTIC ATLANTIQUE	GREAT LAKES GRANDS LACS	PACIFIC PACIFIQUE	TOTAL TOTAL	IMMATIC. DU NAVIRE	PAYS DE DESTINATION ET MARCHANDISE
LEBANON							
FISH, FRESH OR FROZEN	OTHER			14	14	AUTRE	LIBAN
BARLEY	U K	15,984			15,984	R U	POISSON, FRAIS OU CONG.
WHEAT	LIBER	43,052			43,052	LIBER	CRGE
	OTHER	176,028	16,676		192,704	AUTRE	BLE
COMMODITY TOTAL		219,080	16,676		235,756		TOTAL DE MARCHANDISE
WHEAT FLOUR	CAN	2,860			2,860	CAN	FARINE DE BLE
	OTHER	161			161	AUTRE	
COMMODITY TOTAL		3,021			3,021		TOTAL DE MARCHANDISE
CEREALS MILLED, NES	OTHER	18			18	AUTRE	CEREALES MÛLUES, NDA
MACARONI, CEREAL PROD.	OTHER	54			54	AUTRE	PATES ALIM. PROC. CEREAL
VEGETABLES, FROZEN	OTHER	22			22	AUTRE	LEGUMES, CONGÈLES
VEGETABLE PREP. NES	OTHER	6			6	AUTRE	PREP. DE LEGUMES NDA
SPICES	OTHER	16			16	AUTRE	ÉPICES
SAUSAGE SKINS, CASINGS	OTHER	2			2	AUTRE	BOYAUX À SAUCISSES
MISC. FOOD PREP. NES	OTHER	12			12	AUTRE	DIV. PREP. ALIM. NDA
FEEDS, VEGETABLE ORIGIN	OTHER	6			6	AUTRE	PROV. D'ORIGINE VÉGÉTALE
CONC. COMPLETE FEEDS	OTHER	33			33	AUTRE	CONC., PROV. COMPLÈTES
DIST. ALCOHOLIC BEV.	OTHER	9			9	AUTRE	BOISS. ALCOOL. DIST.
RAW HIDES AND SKINS	OTHER	102			102	AUTRE	PEAUX ET CUIRS BRUT
ASBESTOS	OTHER	2,324		553	2,877	AUTRE	AMIANTE
COTTON, TEXTILE WASTE	OTHER	219			219	AUTRE	ÉCHEPES DE COTON, TEXT.
LUMBER AND TIMBER	OTHER			699	699	AUTRE	BOIS D'OEUVRE ET CHARP.
NEWSPRINT PAPER	GER	4,450			4,450	ALL	PAPIER JOURNAL
	OTHER	1,061			1,061	AUTRE	
COMMODITY TOTAL		5,511			5,511		TOTAL DE MARCHANDISE
PAPER NES	OTHER	15			15	AUTRE	PAPIER NDA
PAPERBOARD	OTHER	516			516	AUTRE	CARTON
TEXTILE FAB. MTL NES	OTHER	107			107	AUTRE	OUVR. EN MAT. TEXT. NDA
INORGANIC CHEMS. NES	OTHER	58			58	AUTRE	PROC. CHIM. INORG. NDA
ORGANIC CHEMICALS NES	OTHER		6		6	AUTRE	PROC. CHIM. ORGAN. NDA
AGRICULTURAL CHEMICALS	OTHER	2			2	AUTRE	PROD. CHIM. AGRICOLES
PLASTIC MATERIALS	OTHER	39	1		40	AUTRE	MATIÈRES PLASTIQUES
DYESTUFF, PIGMENT, PAINT	OTHER	3			3	AUTRE	MAT. COLOR. PIG. PEINTURE
PRIMARY IRON, STEEL NES	LIBER	8,257			8,257	LIBER	FER, ACIER PRIMAIR. NDA
BARRES AND RODS, STEEL	OTHER	598			598	AUTRE	BARRES ET TIGES ACIER
PLATE & SHEET STEEL	OTHER	497			497	AUTRE	TÔLES, FEUILLES CACIER
ALUMINUM	OTHER	955			955	AUTRE	ALUMINIUM
COPPER AND ALLOYS	OTHER	666	9		675	AUTRE	CUIVRE ET ALLIAGES
NON-FERROUS METALS NES	OTHER	109			109	AUTRE	MÉTAUX NON-FERREUX NDA
METAL FAB. BASIC PROD.	OTHER	30			30	AUTRE	OUVR. DE BASE EN MÉTAL
BRICKS, TILES NES	OTHER	442			442	AUTRE	BRIGUES, TUILES NDA
ASBESTOS BASIC PROD.	OTHER	6			6	AUTRE	OUVR. DE BASE AMIANTE
CEMENT	OTHER	1			1	AUTRE	CIMENT
NON-MET. MIN. BASIC PROD	OTHER	3			3	AUTRE	PROD. MIN. NON-MET. BASE
MISC. FABRICATED PROD.	OTHER	49			49	AUTRE	OUVRAGES DIVERS
MACHINERY NES	OTHER	423	1		424	AUTRE	MACHINES NDA
PASS. AUTOS AND CHASSIS	OTHER	23			23	AUTRE	VÉHICULES PART., CHASSIS
MOTOR VEHICLE ENGINES	OTHER	57	4		61	AUTRE	MOTEURS DE VEH. AUTOM.
EQUIPMENT MISC.	OTHER	863	148		1,011	AUTRE	MATÉRIEL DIVERS
PERSONAL, HOUSEHOLD GOODS	OTHER	158		3	161	AUTRE	ART. PERS. ET MENAGERS
CONTAINERS, CLOSURES	OTHER	1			1	AUTRE	CONTENEURS, FERMETURES
MISC. END PRODUCTS NES	OTHER	34	14		48	AUTRE	PRODUITS FINIS DIV. NDA
GENERAL CARGO	OTHER	30		1	31	AUTRE	MARCHANDISES DIVERSES
COUNTRY/REGION TOTAL		260,361*	16,859*	1,270*	278,490*		TOTAL DE PAYS/REGION
LIBYA							
LUMBER AND TIMBER	OTHER	5,264			5,264	AUTRE	LIBYE
NEWSPRINT PAPER	LIBER	1,917			1,917	LIBER	BOIS D'OEUVRE ET CHARP.
	OTHER	1,872			1,872	AUTRE	PAPIER JOURNAL
COMMODITY TOTAL		3,789			3,789		TOTAL DE MARCHANDISE
COUNTRY/REGION TOTAL		9,053*	*	*	9,053*		TOTAL DE PAYS/REGION
SAUDI ARABIA							
WHEAT	NORV			198	198	NORV	ARABIE SAOUDIT
	LIBER	23,644		6,364	30,008	LIBER	BLE
COMMODITY TOTAL		23,644		6,562	30,206		TOTAL DE MARCHANDISE
WHEAT FLOUR	GREEK			3,600	3,600	GREEK	FARINE DE BLE
	LIBER			2,926	2,926	LIBER	
	OTHER	400			400	AUTRE	
COMMODITY TOTAL		400		6,526	6,926		TOTAL DE MARCHANDISE
FRUIT JUICES	NORV			29	29	NORV	JUS DE FRUIT
TITANIUM ORE	U K	32,144			32,144	R U	MINÉRAI DE TITANE
	NORV	67,125			67,125	NORV	
	LIBER	60,432			60,432	LIBER	
COMMODITY TOTAL		159,701			159,701		TOTAL DE MARCHANDISE
ASBESTOS	OTHER	352			352	AUTRE	AMIANTE
LUMBER AND TIMBER	GREEK			6,441	6,441	GREEK	BOIS D'OEUVRE ET CHARP.
	LIBER			1,134	1,134	LIBER	
	PANAM	6,315			6,315	PANAM	
COMMODITY TOTAL		6,315		7,575	13,890		TOTAL DE MARCHANDISE
PAPER NES	GREEK			1,000	1,000	GREEK	PAPIER NDA
	LIBER			1,061	1,061	LIBER	

TABLE 1. CARGOES LOADED AT CANADIAN PORTS FOR FOREIGN COUNTRIES.

TABLÉAU 1. MARCHANDISES CHARGÉES DANS LES PORTS CANADIENS A DESTINATION DE PAYS ÉTRANGERS.

COUNTRY OF DESTINATION AND KIND OF CARGO	REGISTRY OF VESSEL	ATLANTIC ATLANTIQUE	GREAT LAKES GRANDS LACS	PACIFIC PACIFIQUE	TOTAL TOTAL	IMMATIC. DU NAVIRE	PAYS DE DESTINATION ET MARCHANDISE
SAUDI ARABIA CONT.							ARABIE SAOUDITE SUITE
COMMODITY TOTAL	JAPAN			957	957	JAPCA	
PAPERBOARD	GREEK			3,018	3,018	GRECC	TOTAL DE MARCHANDISE CARTON
COMMODITY TOTAL	LIBER			3,828	3,828	LIBER	
MACHINERY NES	NORW			4,128	4,128	NDRV	TOTAL DE MARCHANDISE MACHINES NDA
SHIPS, AIRCRAFT, MIS. VEH	LIBER			1	1	LIBER	NAVIRES, AVIONS, VEH. DIV
PERSONAL, HSEHCLD GOODS	NORW			3	3	NDRV	ART. PERS. ET MENAGERS
COUNTRY/REGION TOTAL		190,412*	*	27,843*	218,255*		TOTAL DE PAYS/REGION
SUDAN							SOUDAN
WHEAT	LIBER			5,762	5,762	LIBER	BLE
WHEAT FLOUR	LIBER			5,622	5,622	LIBER	FARINE DE BLE
LUMBER AND TIMBER	LIBER			467	467	LIBER	BOIS OEUVRE ET CHARP.
COUNTRY/REGION TOTAL		*	*	11,851*	11,851*		TOTAL DE PAYS/REGION
SYRIA							SYRIE
WHEAT	GREEK	51,890			51,890	GRECC	BLE
SUGAR, NES	NORW	5,378			5,378	NCRV	SUCRE, NDA
RAW HIDES AND SKINS	OTHER	82			82	AUTRE	PEAUX ET CUIRS BRUT
ASBESTOS	OTHER	50			50	AUTRE	AMIANTE
MACHINERY NES	OTHER	38			38	AUTRE	MACHINES NDA
MISC. END PRODUCTS NES	OTHER	2			2	AUTRE	PRODUITS FINIS DIV. NDA
COUNTRY/REGION TOTAL		57,440*	*	*	57,440*		TOTAL DE PAYS/REGION
TURKEY							TURQUIE
WHEAT	GREEK	19,040			19,040	GRECC	BLE
	LIBER	24,372			24,372	LIBER	
	PANAM	24,998			24,998	PANAM	
	OTHER	34,629			34,629	AUTRE	
COMMODITY TOTAL		103,039			103,039		TOTAL DE MARCHANDISE
SUGAR, NES	SWEDN	5,831			5,831	SUEDE	SUCRE, NDA
RAW HIDES AND SKINS	OTHER	2,220			2,220	AUTRE	PEAUX ET CUIRS BRUT
PULPWOOD	OTHER	3,960			3,960	AUTRE	BOIS A PATE
ASBESTOS	OTHER	2,044			2,044	AUTRE	AMIANTE
CRUDE NON-MET. MIN. NES	OTHER	22			22	AUTRE	MIN. NON-MET. BRUTS NDA
PULP	OTHER	3,503			3,503	AUTRE	PATE
FERTILIZERS NES	OTHER	81			81	AUTRE	ENGRAIS CHIMIQUE NDA
PLASTIC MATERIALS	OTHER	9			9	AUTRE	MATIERES PLASTIQUES
PIG IRON	GER	3,472			3,472	ALL	FER EN GUEUSE
	OTHER	4,400			4,400	AUTRE	
COMMODITY TOTAL		7,872			7,872		TOTAL DE MARCHANDISE
BARNS AND RODS, STEEL	OTHER	2			2	AUTRE	BARRES ET TIGES ACIER
STRUCTURAL SHAPES	OTHER		13		13	AUTRE	PROFILES DE CONSTRUCT.
ALUMINUM	OTHER	10,694		897	11,591	AUTRE	ALUMINIUM
LEAD AND ALLOYS	OTHER	565			565	AUTRE	PLOMB ET ALLIAGES
ZINC AND ALLOYS	OTHER	1,367			1,367	AUTRE	ZINC ET ALLIAGES
NON-FERROUS METALS NES	OTHER	11			11	AUTRE	METAUX NON-FERREUX NDA
METAL FAB. BASIC PRDD.	OTHER	138			138	AUTRE	OUVR. DE BASE EN METAL
BRICKS, TILES NES	OTHER	162			162	AUTRE	BRICKS, TUILLES NDA
MACHINERY NES	OTHER	2,614	15		2,629	AUTRE	MACHINES NDA
PASS. AUTOS AND CHASSIS	OTHER	6			6	AUTRE	VEHICULES PART., CHASSIS
MOTOR VEHICLE ENGINES	OTHER	27			27	AUTRE	MOTEURS DE VEH. AUTOM.
SHIPS, AIRCRAFT, MIS. VEH	OTHER	7			7	AUTRE	NAVIRES, AVIONS, VEH. DIV
EQUIPMENT MISC.	OTHER	408			408	AUTRE	MATERIEL DIVERS
PERSONAL, HSEHOLD GOODS	OTHER	31			31	AUTRE	ART. PERS. ET MENAGERS
CONTAINERS, CLOSURES	OTHER	80			80	AUTRE	CONTENEURS, FERMETURES
MISC. END PRODUCTS NES	OTHER	301			301	AUTRE	PRODUITS FINIS DIV. NDA
GENERAL CARGO	OTHER	20			20	AUTRE	MARCHANDISES DIVERSES
CONTAINERIZED FREIGHT	LIBER	129			129	LIBER	FRET CONTENEUREUSE
	OTHER	55			55	AUTRE	
COMMODITY TOTAL		184			184		TOTAL DE MARCHANDISE
COUNTRY/REGION TOTAL		145,198*	28*	897*	146,123*		TOTAL DE PAYS/REGION
U.A.R. - EGYPT							R.A.U. - EGYPTIE
MILK POWDER	OTHER	1,086			1,086	AUTRE	LAIT EN POUORE
DAIRY PROD. EGGS, HONEY	GREEK	370			370	GRECC	PROD. LAIT., CEUFS, MIEL
WHEAT FLOUR	GREEK	91			91	GRECC	FARINE DE BLE
	OTHER	199			199	AUTRE	
COMMODITY TOTAL		290			290		TOTAL DE MARCHANDISE
MISC. FOOD PREP. NES	OTHER	3			3	AUTRE	CIV. PREP. ALIM. NDA
RAW HIDES AND SKINS	OTHER	1,875			1,875	AUTRE	PEAUX ET CUIRS BRUT
ASBESTOS	OTHER	485			485	AUTRE	AMIANTE
SULPHUR IN ORES	U K		15,661		15,661	R U	SOUFRE EN MINERAI
	OTHER		28,520		28,520	AUTRE	
COMMODITY TOTAL			44,181		44,181		TOTAL DE MARCHANDISE
LUMBER AND TIMBER	OTHER	43			43	AUTRE	BOIS OEUVRE ET CHARP.
PULP	GREEK	1,179			1,179	GRECC	PATE

TABLE 1. CARGOES LOADED AT CANADIAN PORTS FOR FOREIGN COUNTRIES.

TABLEAU 1. MARCHANDISES CHARGÉES DANS LES PORTS CANADIENS A DESTINATION DE PAYS ÉTRANGERS.

COUNTRY OF DESTINATION AND KIND OF CARGO	REGISTRY OF VESSEL	ATLANTIC ATLANTIQUE	GREAT LAKES GRANDS LACS	PACIFIC PACIFIQUE	TOTAL TOTAL	IMMATIC. DU NAVIRE	PAYS DE DESTINATION ET MARCHANDISE
U.A.R. - EGYPT CONT.							R.A.U.- EGYPT SUITE
	ITALY	1,243			1,243	ITAL	
	OTHER	1,223			1,223	AUTRE	
COMMODITY TOTAL		3,645			3,645		TOTAL DE MARCHANDISE
NEWSPRINT PAPER	DENMK	1,087			1,087	DANMK	PAPIER JOURNAL
	GREEK	5,471			5,471	GRECQ	
	ITALY	1,088			1,088	ITAL	
	OTHER	4,833			4,833	AUTRE	
COMMODITY TOTAL		12,479			12,479		TOTAL DE MARCHANDISE
EQUIPMENT MISC.	OTHER	4			4	AUTRE	MATERIEL DIVERS
PERSONAL, HSEHOLD GOODS	OTHER	11			11	AUTRE	ART. PERS. ET MENAGERS
CONTAINERS, CLOSURES	OTHER	324			324	AUTRE	CONTENEURS, FERMETURES
MISC. END PRODUCTS NES	OTHER	2			2	AUTRE	PRODUITS FINIS DIV. NDA
COUNTRY/REGION TOTAL		20,617*	44,181*	*	64,798*		TOTAL DE PAYS/REGION
GAMBIA, THE							GAMBIE, LA
WHEAT	OTHER	125			125	AUTRE	BLE
SPICES	OTHER	1			1	AUTRE	ÉPICES
MISC. FOOD PREP. NES	OTHER	34			34	AUTRE	DIV. PREP. ALIM. NDA
MISC. END PRODUCTS NES	OTHER	1			1	AUTRE	PRODUITS FINIS DIV. NDA
COUNTRY/REGION TOTAL		161*	*	*	161*		TOTAL DE PAYS/REGION
GHANA							GHANA
WHEAT	U K	15,242			15,242	R U	BLE
	GREEK	33,741			33,741	GREGC	
	LIBER		3,488		3,488	LIBER	
	PANAM		12,139		12,139	PANAM	
	OTHER	23,581			23,581	AUTRE	
COMMODITY TOTAL		72,564	15,627		88,191		TOTAL DE MARCHANDISE
VEGETABLE PREP. NES	OTHER	1			1	AUTRE	PREP. DE LEGUMES NDA
ASBESTOS	OTHER	2,472			2,472	AUTRE	AMIANTE
NEWSPRINT PAPER	OTHER	827			827	AUTRE	PAPIER JOURNAL
BLDG. PAPER AND BOARD	OTHER	44			44	AUTRE	PLAQ. CONSTR., PAP/CART.
ANIMAL OILS, EXC. MARINE	U K	657			657	R U	HUIL. ANIM. SAUF AN. MAR.
DYESTUFF, PIGMENT, PAINT	OTHER	18			18	AUTRE	MAT. COLOR. PIG. PEINTURE
PLATE & SHEET STEEL	U K	61			61	R U	TOLES, FEUILLES D'ACIER
	OTHER	2,021	2,391		4,412	AUTRE	
COMMODITY TOTAL		2,082	2,391		4,473		TOTAL DE MARCHANDISE
WIRE	OTHER	1			1	AUTRE	FIL METALLIQUE
TRACTORS	OTHER		38		38	AUTRE	TRACTEURS
MACHINERY NES	U K	21			21	R U	MACHINES NDA
	OTHER	34	106		140	AUTRE	
COMMODITY TOTAL		55	106		161		TOTAL DE MARCHANDISE
PASS. AUTOS AND CHASSIS	OTHER	6			6	AUTRE	VOITURES PART., CHASSIS
BUSES AND CHASSIS	OTHER	9			9	AUTRE	AUTOBUS ET CHASSIS
TRUCKS AND CHASSIS	U K	7			7	R U	CAMIONS ET CHASSIS
	OTHER	260			260	AUTRE	
COMMODITY TOTAL		267			267		TOTAL DE MARCHANDISE
MOTOR VEHICLE ENGINES	OTHER	3			3	AUTRE	MOTEURS DE VEH. AUTOM.
ROAD MOTOR VEH. NES	U K	49			49	R U	VEH. AUTOM. ROUTIERS NDA
EQUIPMENT MISC.	OTHER	77			77	AUTRE	MATERIEL DIVERS
PERSONAL, HSEHOLD GOODS	U K	10			10	R U	ART. PERS. ET MENAGERS
	OTHER	45	17		62	AUTRE	
COMMODITY TOTAL		55	17		72		TOTAL DE MARCHANDISE
MISC. END PRODUCTS NES	OTHER	22			22	AUTRE	PRODUITS FINIS DIV. NDA
GENERAL CARGO	OTHER	3			3	AUTRE	MARCHANDISES DIVERSES
COUNTRY/REGION TOTAL		79,212*	18,179*	*	97,391*		TOTAL DE PAYS/REGION
KENYA							KENYA
FISH, CANNED	NETH			4	4	P. BAS	POISSON EN BOITES
DAIRY PROD. EGGS, HONEY	NORW	252			252	NORV	PROD. LAIT., OEUFS, MIEL
WHEAT	U K	20,580			20,580	R U	BLE
MISC. FOOD PREP. NES	NORW	73			73	NORV	DIV. PREP. ALIM. NDA
TEXTILE FIBRES NES	NORW	22	36		58	NORV	FIBRES TEXTILES NDA
ASBESTOS	NORW	15			15	NORV	AMIANTE
	OTHER	31			31	AUTRE	
COMMODITY TOTAL		46			46		TOTAL DE MARCHANDISE
SULPHUR IN ORES	NORW			19,972	19,972	NORV	SOUFRE EN MINERAI
COTTON, TEXTILE WASTE	NORW	178			178	NORV	DECHETS DE COTON, TEXT.
WASTE AND SCRAP NES	U K	36			36	R U	DECHETS ET REBUTS NDA
	NORW	24	72		96	NORV	
COMMODITY TOTAL		60	72		132		TOTAL DE MARCHANDISE
LUMBER AND TIMBER	NETH			93	93	P. BAS	BOIS D'OEUVRE ET CHARP.
SHINGLES AND SHAKES	NETH			12	12	P. BAS	BARDEAUX, BARO. FACADE
PAPER NES	NORW	20			20	NORV	PAPIER NDA
PAPERBOARD	U K	597			597	R U	CARTON
	NORW	198			198	NORV	
COMMODITY TOTAL		795			795		TOTAL DE MARCHANDISE
BLDG. PAPER AND BOARD	NORW	72			72	NORV	PLAQ. CONSTR., PAP/CART.
METALLIC SALTS	NORW	10	10		20	NORV	SELS METALLIQUES
ORGANIC CHEMICALS NES	NETH			891	891	P. BAS	PROD. CHIM. ORGAN. NDA

TABLE 1. CARGOES LOADED AT CANADIAN PORTS FOR FOREIGN COUNTRIES.

TABLEAU 1. MARCHANDISES CHARGÉES DANS LES PORTS CANADIENS A DESTINATION DE PAYS ÉTRANGERS.

COUNTRY OF DESTINATION AND KIND OF CARGO	REGISTRY OF VESSEL	ATLANTIC ATLANTIQUE	GREAT LAKES GRANDS LACS	PACIFIC PACIFIQUE	TOTAL TOTAL	IMMATIC. DU NAVIRE	PAYS DE DESTINATION ET MARCHANDISE
KENYA	CONT.						KENYA
							SUITE
COMMODITY TOTAL	NORW	54	46		100	NDRV	
AGRICULTURAL CHEMICALS	NORW	54	46	891	991		TOTAL DE MARCHANDISE PRCD.CHIM.AGRICOLES
	OTHER	18			18	NDRV	
COMMODITY TOTAL		25			25	AUTRE	
SYNTHETIC RUBBER	NORW	43			43		TOTAL DE MARCHANDISE CAOUTCHOUC SYNTHETIQUE
CHEM.SPECIALTIES NES	NORW	1	24		25	NDRV	PRCD.CHIM.SPECIALAUX NDA
PLATE & SHEET STEEL	U K	221	56		277	R U	TOLES,FEUILLES DACIER
	NORW	3,351	70		3,421	NORV	
COMMODITY TOTAL		3,572	70		3,642		TOTAL DE MARCHANDISE PROFILS DE CONSTRUCT.
STRUCTURAL SHAPES	NORW	3	154		157	NORV	
	OTHER	432			432	AUTRE	
COMMODITY TOTAL		435	154		589		TOTAL DE MARCHANDISE CUIVRE ET ALLIAGES
COPPER AND ALLOYS	NORW	435	3		438	NDRV	CUVR.DE BASE EN METAL
METAL FAB.BASIC PRCD.	NORW	76			76	NORV	OUVR.DE BASE EN VERRE
GLASS BASIC PRODUCTS	NORW	7	14		21	NORV	OUVR.DE BASE AMIANTE
ASBESTOS BASIC PRCD.	OTHER	58			58	AUTRE	
COMMODITY TOTAL		58			58		TOTAL DE MARCHANDISE OUVRAGES DIVERS
MISC.FABRICATED PRCD.	NORW	116			116		
	OTHER	98			98	NORV	TOTAL DE MARCHANDISE TRACTEURS
TRACTORS	OTHER	59			59	AUTRE	MACHINES NDA
MACHINERY NES	U K	157			157		
	OTHER	58			58	AUTRE	
COMMODITY TOTAL		58			58		TOTAL DE MARCHANDISE MAT.ROUL.DE CH.DE FER
RAILWAY ROLLING STOCK	NORW	142			142	NORV	VOITURES PART.,CHASSIS
PASS.AUTOS AND CHASSIS	NORW	75	70		145	NORV	MOTEURS DE VEH.AUTOM.
MOTOR VEHICLE ENGINES	OTHER	226			226	AUTRE	
COMMODITY TOTAL		443	70		513		TOTAL DE MARCHANDISE MAT.ROUL.DE CH.DE FER
RAILWAY ROLLING STOCK	NORW	18			18	NORV	VOITURES PART.,CHASSIS
PASS.AUTOS AND CHASSIS	NORW	2			2	NORV	MOTEURS DE VEH.AUTOM.
MOTOR VEHICLE ENGINES	U K	407			407	R U	
	NORW	28	21		49	NORV	
COMMODITY TOTAL		435	21		456		TOTAL DE MARCHANDISE MATERIEL DIVERS
EQUIPMENT MISC.	NORW	38	9		47	NORV	
	OTHER	65			65	AUTRE	
COMMODITY TOTAL		103	9		112		TOTAL DE MARCHANDISE ART.PERS.ET MENAGERS
PERSONAL,HSEMCLO GOODS	U K	3			3	R U	
	NETH			6	6	P.BAS	
COMMODITY TOTAL		434	11	6	451		TOTAL DE MARCHANDISE CONTENEURS,FERMETURES
CONTAINERS,CLOSURES	NORW		16		16	NORV	PRODUITS FINIS DIV.NDA
MISC. END PRODUCTS NES	NETH			19	19	P.BAS	
	NORW	9	98		107	NORV	
COMMODITY TOTAL		4			4	AUTRE	TOTAL DE MARCHANDISE MARCHANDISES DIVERSES
GENERAL CARGO	NORW	13	98	19	130		
	OTHER	19	4		23	NDRV	
COMMODITY TOTAL		14	4		14	AUTRE	
		33	4		37		TOTAL DE MARCHANDISE TOTAL DE PAYS/REGION
COUNTRY/REGION TOTAL		28,108*	714*	20,997*	49,819*		
MAURITIUS-DEP.							MAURICE ET DEP
MISC.FOOD PREP.NES	U K	13			13	R U	DIV.PREP.ALIM.NDA
	NORW	1			1	NORV	
COMMODITY TOTAL		14			14		TOTAL DE MARCHANDISE PATE
PULP	NORW	7			7	NDRV	PAPIER NDA
PAPER NES	U K		173		173	R U	
	NETH		75		75	P.BAS	
COMMODITY TOTAL		97	248		345		TOTAL DE MARCHANDISE ENGRAIS CHIMIQUE NDA
FERTILIZERS NES	OTHER	5,508			5,508	AUTRE	
COUNTRY/REGION TOTAL		5,626*	248*	*	5,874*		TOTAL DE PAYS/REGION
NIGERIA							NIGERIA
FISH,CANNED	DENMK	191			191	DANMK	POISSON EN BOITES
	OTHER	307			307	AUTRE	
COMMODITY TOTAL		498			498		TOTAL DE MARCHANDISE LAIT EN Poudre
MILK POWDER	PANAM	392			392	PANAM	PRCD.LAIT.,OEUF,MIEL
DAIRY PROD.EGGS,HONEY	DENMK	1			1	DANMK	BLE
WHEAT	GREEK	20,596			20,596	GRECC	
	LIBER	14,898			14,898	LIBER	
COMMODITY TOTAL		17,472			17,472	PANAM	TOTAL DE MARCHANDISE FARINE DE BLE
WHEAT FLOUR	PANAM	52,966			52,966		PREP. DE LEGUMES NDA
VEGETABLE PREP.NES	U K	7,983			7,983	PANAM	
	OTHER	14	10		24	AUTRE	
COMMODITY TOTAL		14	10		24		TOTAL DE MARCHANDISE EPICES
SPICES	U K	15			15	R U	
	OTHER	4			4	AUTRE	
COMMODITY TOTAL		19			19		TOTAL DE MARCHANDISE DIV.PREP.ALIM.NDA
MISC.FOOD PREP.NES	U K	4			4	R U	
	OTHER	69			69	AUTRE	
COMMODITY TOTAL		73			73		TOTAL DE MARCHANDISE

TABLE 1. CARGOES LOADED AT CANADIAN PORTS FOR FOREIGN COUNTRIES.

TABLEAU 1. MARCHANDISES CHARGÉES DANS LES PORTS CANADIENS A DESTINATION DE PAYS ÉTRANGERS.

COUNTRY OF DESTINATION AND KIND OF CARGO	REGISTRY OF VESSEL	ATLANTIC ATLANTIQUE	GREAT LAKES GRANDS LACS	PACIFIC PACIFIQUE	TOTAL TOTAL	IMMATIC. DU NAVIRE	PAYS DE DESTINATION MARCHANDISE
NIGERIA CONT.							NIGERIA SUITE
WINES	OTHER		3		3	AUTRE	VINS
ASBESTOS	U K	1,483			1,483	R U	AMIANTE
	DENMK	779			779	DANMK	
	OTHER	1,750			1,750	AUTRE	
COMMODITY TOTAL		4,012			4,012		TOTAL DE MARCHANDISE
PULP	OTHER	550			550	AUTRE	PATE
NEWSPRINT PAPER	OTHER	708			708	AUTRE	PAPIER JOURNAL
PAPER NES	NORW	150			150	NORV	PAPIER NDA
PAPERBOARD	U K	55			55	R U	CARTON
	DENMK	552			552	DANMK	
	OTHER	186			186	AUTRE	
COMMODITY TOTAL		793			793		TOTAL DE MARCHANDISE
METALLIC SALTS	OTHER	32			32	AUTRE	SELS METALLIQUES
INORGANIC CHEMS. NES	DENMK	31			31	DANMK	PROD.CHIM.INORG.NDA
	OTHER	27			27	AUTRE	
COMMODITY TOTAL		58			58		TOTAL DE MARCHANDISE
ORGANIC CHEMICALS NES	U K	1			1	R U	PROD.CHIM.ORGAN.NDA
AGRICULTURAL CHEMICALS	OTHER	16			16	AUTRE	PROD.CHIM.AGRICOLES
	U K	6			6	R U	MATIERES PLASTIQUES
	OTHER	2			2	AUTRE	
COMMODITY TOTAL		8			8		TOTAL DE MARCHANDISE
CHEM.SPECIALTIES NES	U K	45			45	R U	PROD.CHIM.SPECTIAUX NDA
	DENMK	25			25	DANMK	
	OTHER	25	84		109	AUTRE	
COMMODITY TOTAL		95	84		179		TOTAL DE MARCHANDISE
PETROL.GOAL PROC.NES	OTHER	53			53	AUTRE	DERIVE PETR.CHARB.NDA
STRUCTURAL SHAPES	DENMK	2			2	DANMK	PROFILES DE CONSTRUCT.
	OTHER	120			120	AUTRE	
COMMODITY TOTAL		122			122		TOTAL DE MARCHANDISE
ALUMINUM	U K	135			135	R U	ALUMINIUM
	OTHER	1,604	4		1,608	AUTRE	
COMMODITY TOTAL		1,739	4		1,743		TOTAL DE MARCHANDISE
COPPER AND ALLOYS	DENMK	56			56	DANMK	CUIVRE ET ALLIAGES
	NORW	55			55	NORV	
	OTHER	265	3		268	AUTRE	
COMMODITY TOTAL		376	3		379		TOTAL DE MARCHANDISE
METAL FAB.BASIC PROD.	U K	49			49	R U	CUVR.DE BASE EN METAL
	OTHER	3			3	AUTRE	
COMMODITY TOTAL		52			52		TOTAL DE MARCHANDISE
ASBESTOS BASIC PROD.	OTHER	506			506	AUTRE	CUVR.DE BASE AMIANTÉ
TRACTORS	OTHER	38			38	AUTRE	TRACTEURS
MACHINERY NES	U K	139			139	R U	MACHINES NES
	DENMK	462			462	DANMK	
	NORW			43	43	NORV	
	OTHER	818	67		885	AUTRE	
COMMODITY TOTAL		1,419	67	43	1,529		TOTAL DE MARCHANDISE
RAILWAY ROLLING STOCK	DENMK	1			1	DANMK	MAT.ROUL.DE CH.DE FER
	OTHER	12			12	AUTRE	
COMMODITY TOTAL		13			13		TOTAL DE MARCHANDISE
PASS.AUTOS AND CHASSIS	U K	1			1	R U	VOITURES PART.+CHASSIS
	DENMK	5			5	DANMK	
	OTHER	30			30	AUTRE	
COMMODITY TOTAL		36			36		TOTAL DE MARCHANDISE
BUSES AND CHASSIS	OTHER	10			10	AUTRE	AUTOBUS ET CHASSIS
MOTOR VEHICLE ENGINES	DENMK	1			1	DANMK	MOTEURS DE VEH.AUTOM.
	OTHER	9			9	AUTRE	
COMMODITY TOTAL		10			10		TOTAL DE MARCHANDISE
SHIPS,AIRCRAFT,MIS.VEH	OTHER		26		26	AUTRE	NAVIRES,AVIONS,VEH.DIV
RUBBER TIRES AND TUBES	OTHER	12			12	AUTRE	PNEUS, CHAMBRES A AIR
EQUIPMENT MISC.	U K	74			74	R U	MATERIEL DIVERS
	DENMK	18			18	DANMK	
	NORW	5			5	NORV	
	OTHER	127	11		138	AUTRE	
COMMODITY TOTAL		224	11		235		TOTAL DE MARCHANDISE
PERSONAL,HOUSEHOLD GOODS	U K	6			6	R U	ART.PERS.ET MENAGERS
	DENMK	11			11	DANMK	
	OTHER	49	29		78	AUTRE	
COMMODITY TOTAL		66	29		95		TOTAL DE MARCHANDISE
CONTAINERS,CLOSURES	OTHER	2			2	AUTRE	CONTENEURS,FERMETURES
MISC. END PRODUCTS NES	U K	4			4	R U	PRODUITS FINIS DIV.NDA
	NORW	4			4	NORV	
	OTHER	12	9		21	AUTRE	
COMMODITY TOTAL		20	9		29		TOTAL DE MARCHANDISE
GENERAL CARGO	DENMK	6			6	DANMK	MARCHANDISES DIVERSES
	OTHER	12			12	AUTRE	
COMMODITY TOTAL		18			18		TOTAL DE MARCHANDISE
COUNTRY/REGION TOTAL		73,099*	246*	43*	73,388*		TOTAL DE PAYS/REGION
SOUTH AFRICA							AFRIQUE DU SUD
FISH,FRESH OR FROZEN	GREEK	6			6	GRECC	POISSON,FRAIS OU CONG.
	NETH			59	59	P.BAS	
	LIBER	9			9	LIBER	
COMMODITY TOTAL		15		59	74		TOTAL DE MARCHANDISE
FISH,SALTED OR CURED	NETH	1			1	P.BAS	POISSON,SALÉ OU FUMÉ

TABLE 1. CARGOES LOADED AT CANADIAN PORTS FOR FOREIGN COUNTRIES.

TABLEAU 1. MARCHANDISES CHARGÉES DANS LES PORTS CANADIENS A DESTINATION DE PAYS ÉTRANGERS.

COUNTRY OF DESTINATION AND KIND OF CARGO	REGISTRY OF VESSEL	ATLANTIC ATLANTIQUE	GREAT LAKES GRANDS LACS	PACIFIC PACIFIQUE	TOTAL TOTAL	IMMATRIC. DU NAVIRE	PAYS DE DESTINATION ET MARCHANDISE
SOUTH AFRICA CONT. FISH, CANNED	NETH NORW	7		313	313	P.BAS NGRV	AFRIQUE DU SUD SUITE POISSON EN BOITES
COMMODITY TOTAL		7		313	320		TOTAL DE MARCHANDISE
SHELL FISH, NES	NORW	62			62	NORV	MOLLUSQUES CRUST., NDA
MILK POWDER	U K	1			1	R U	LAIT EN POUDRE
COMMODITY TOTAL	NETH	536			536	P.BAS	TOTAL DE MARCHANDISE
DAIRY PROD., EGGS, HONEY	U K	33			33	R U	PROD. LAIT., OEUF., MIEL
COMMODITY TOTAL	NETH	33		21	21	P.BAS	TOTAL DE MARCHANDISE
RYE	NORW	1,144			1,144	NORV	SEIGLE
WHEAT FLDUR	U K		5		5	R U	FARINE DE BLE
COMMODITY TOTAL	NETH	353			353	P.BAS	TOTAL DE MARCHANDISE
CEREALS MILLED, NES	NETH	30	5		30	P.BAS	CEREALES MOULUES, NDA
COMMODITY TOTAL	NORW	15			15	NORV	TOTAL DE MARCHANDISE
MACARONI, CEREAL PRCD.	GREEK	3			3	GRECC	PATES ALIM. PRCD. CEREAL
FRESH FRUITS, BERRIES	NETH			21	21	P.BAS	FRUITS, BAIES FRAIS
FRUITS, PREP. CANNED	NORW	6	12		18	NORV	FRUITS PREP. EN BOITE
VEGETABLES, FRESH	NORW	17			17	NORV	LEGUMES, FRAIS
VEGETABLES, DRIED	NORW	255			255	NORV	LEGUMES, SECS
SYRUP	U K	1			1	R U	SIROP
SPICES	GREEK	2			2	GRECC	ÉPICES
SAUSAGE SKINS, CASINGS	U K	9			9	R U	BOYAUX A SAUCISSES
COMMODITY TOTAL	NORW	8			8	NORV	TOTAL DE MARCHANDISE
MISC. FOOD PREP. NES	OTHER	3			3	AUTRE	DIV. PREP. ALIM. NDA
COMMODITY TOTAL	U K	2			2	R U	TOTAL DE MARCHANDISE
	GREEK	10			10	GRECC	
	NETH	3			3	P.BAS	
COMMODITY TOTAL	NORW	353			353	NORV	TOTAL DE MARCHANDISE
	LIBER	7			7	LIBER	
COMMODITY TOTAL		375			375		TOTAL DE MARCHANDISE
FEEDS, VEGETABLE ORIGIN	NORW	5			5	NORV	PROD. D'ORIGINE VEGETALE
DIST. ALCOHOLIC BEV.	LIBER	1			1	LIBER	BOISS. ALCOCL. DIST.
RAW HIDES AND SKINS	LIBER	2			2	LIBER	PEAUX ET CUIRS BRUT
SEEDS FOR SOWING NES	NETH			12	12	P.BAS	GRAINES DE SEMENCE NDA
COMMODITY TOTAL	NORW	23			23	NORV	TOTAL DE MARCHANDISE
NURSERY, GREENHOUSE STOCK	GREEK	7			7	GRECC	PROD. PEPINIERE, SERRE
COMMODITY TOTAL	NORW	3			3	NORV	TOTAL DE MARCHANDISE
PULPWOOD	U K	14			14	R U	BOIS A PATE
COMMODITY TOTAL	NORW	17			17	NORV	TOTAL DE MARCHANDISE
TEXTILE FIBRES NES	U K	31	15		31	R U	FIBRES TEXTILES NDA
COMMODITY TOTAL	GREEK	15			15	GRECC	TOTAL DE MARCHANDISE
	NETH			25	25	P.BAS	
	NORW	31	8		39	NORV	TOTAL DE MARCHANDISE
ZINC ORE AND CONC.	GREEK	46	23	25	94	GRECC	MINERAL, CONC. DE ZINC
COMMODITY TOTAL	NORW	117		25,536	25,536	NORV	TOTAL DE MARCHANDISE
ORES AND CONC. NES	GREEK	2		25,536	25,536	GRECC	MINERAIS ET CONC. NDA
COMMODITY TOTAL	NETH	56		100	156	P.BAS	TOTAL DE MARCHANDISE
	NORW	23			23	NORV	
COMMODITY TOTAL		81		100	181		TOTAL DE MARCHANDISE
NON-FERROUS MET. SCRAP	NETH	42			42	P.BAS	DECHETS METAL. NON FER.
COMMODITY TOTAL	NORW	106			106	NORV	TOTAL DE MARCHANDISE
SLAG, DROSS, BY-PRODUCTS	U K	148	554		654	R U	POUS. GUEUL. SCRR. PROD.
COMMODITY TOTAL	NORW	25,760	308		26,068	NORV	TOTAL DE MARCHANDISE
ASBESTOS	GREEK	25,860	862		26,722	GRECC	AMIANTE
COMMODITY TOTAL	NORW	4			4	NORV	TOTAL DE MARCHANDISE
SULPHUR IN ORES	DENPK	41		30,330	30,330	DANMK	SOUFRE EN MINERAL
COMMODITY TOTAL	GER	45		39,200	39,200	ALL	TOTAL DE MARCHANDISE
CRUDE NON-MET. MIN. NES	GREEK			68,057	68,057	GRECC	MIN. NON-MET. BRUTS NDA
COTTON, TEXTILE WASTE	LIBER			55,045	55,045	LIBER	DECHETS DE COTON, TEXT.
COMMODITY TOTAL	NORW	33		192,632	192,632	NORV	TOTAL DE MARCHANDISE
	U K	6			6	R U	
	GREEK		12		12	GRECC	
	NORW	67	6		73	NORV	
	LIBER	39			39	LIBER	
COMMODITY TOTAL		112	18		130		TOTAL DE MARCHANDISE
WASTE AND SCRAP NES	U K	43			43	R U	DECHETS ET REBUTS NDA
COMMODITY TOTAL	NORW	291			291	NORV	TOTAL DE MARCHANDISE
RUBBER FAB. MATERIALS	U K	334			334		DEMI-PROD. CAOUTCHOUC
LUMBER AND TIMBER	U K	20		5	20	R U	BOIS OEUVRE ET CHARP.
	U K		5		5	R U	
	GREEK	32	15		47	GRECC	
	NETH			6,171	6,171	P.BAS	
	NORW	7		3,130	3,137	NORV	

TABLE 1. CARGOES LOADED AT CANADIAN PORTS FOR FOREIGN COUNTRIES.

TABLEAU 1. MARCHANDISES CHARGÉES DANS LES PORTS CANADIENS À DESTINATION DE PAYS ÉTRANGERS.

COUNTRY OF DESTINATION AND KIND OF CARGO	REGISTRY OF VESSEL	ATLANTIC ATLANTIQUE	GREAT LAKES GRANDS LACS	PACIFIC PACIFIQUE	TOTAL TOTAL	IMMATIC. DU NAVIRE	PAYS DE DESTINATION ET MARCHANDISE
SOUTH AFRICA CONT.							AFRIQUE DU SUD SUITE
COMMODITY TOTAL	LIBER			5,602	5,602	LIBER	
SHINGLES AND SHAKES	NETH	39	20	14,903	14,962	P.BAS	TOTAL DE MARCHANDISE
VENEER, PLYWOOD	U K	16		4	4	R U	BARDEAUX, BARO, FACADE
	NETH			144	144	P.BAS	PLACAGES, CONTRE-PLAQ.
	NORW	138	16	46	200	NORV	
COMMODITY TOTAL		154	16	190	360		TOTAL DE MARCHANDISE
PULP	U K	1,191			1,191	R U	PATE
	GREEK	1,172			1,172	GRECC	
	NETH	1,311		4,552	5,863	P.BAS	
	NORW	3,276			3,276	NORV	
	LIBER	14,160			14,160	LIBER	
	OTHER	992			992	AUTRE	
COMMODITY TOTAL		22,102		4,552	26,654		TOTAL DE MARCHANDISE
NEWSPRINT PAPER	U K	549			549	R U	PAPIER JOURNAL
	GREEK	2,048			2,048	GRECC	
	NETH	2,063		34	2,097	P.BAS	
	NORW	4,777			4,777	NORV	
COMMODITY TOTAL		9,437		34	9,471		TOTAL DE MARCHANDISE
PAPER NES	U K	658	3,005		3,663	R U	PAPIER NCA
	GREEK	171	790		961	GRECC	
	NETH	52	1,133		1,185	P.BAS	
	NORW	4,538	380		4,918	NORV	
	LIBER	871			871	LIBER	
	OTHER	88			88	AUTRE	
COMMODITY TOTAL		6,378	5,308		11,686		TOTAL DE MARCHANDISE
PAPERBOARD	U K	31	46		77	R U	CARTON
	NETH	15			15	P.BAS	
	NORW	408			408	NORV	
COMMODITY TOTAL		454	46		500		TOTAL DE MARCHANDISE
BLOGG, PAPER AND BOARD	U K	161			161	R U	PLAC. CONSTR., PAP/CART.
	NETH			3	3	P.BAS	
	NORW	3			3	NORV	
COMMODITY TOTAL		164		3	167		TOTAL DE MARCHANDISE
WET MACHINE BOARD	U K		12		12	R U	CARTON EN PATE PRESSE
	NETH	3			3	P.BAS	
	NORW	100			100	NORV	
COMMODITY TOTAL		103	12		115		TOTAL DE MARCHANDISE
CORDDAGE, TWINE, ROPE	U K	1			1	R U	CORDDAGE, FICELLE, CORDE
TEXTILE FAB. MTL NES	U K	70	8		78	R U	OUVR. EN MAT. TEXT. NCA
	GREEK	76			76	GRECC	
	NETH	21		46	67	P.BAS	
	NORW	312			312	NORV	
	LIBER	38			38	LIBER	
COMMODITY TOTAL		517	8	46	571		TOTAL DE MARCHANDISE
DILS, FATS, WAXES NES	GREEK	1			1	GRECC	HUIL. MAT. GRAS, CIRE NCA
	NETH				13	P.BAS	
COMMODITY TOTAL		1			14		TOTAL DE MARCHANDISE
METALLIC SALTS	U K	43			43	R U	SELS METALLIQUES
	NETH	21			21	P.BAS	
	NORW	538	34		572	NORV	
	LIBER	340			340	LIBER	
	OTHER	3			3	AUTRE	
COMMODITY TOTAL		945	34		979		TOTAL DE MARCHANDISE
INORGANIC CHEMS. NES	U K	192	53		245	R U	PROD. CHIM. INDRG. NCA
	GREEK	92			92	GRECC	
	NETH	226		38	264	P.BAS	
	NORW	435			435	NORV	
	OTHER	82			82	AUTRE	
COMMODITY TOTAL		1,027	53	38	1,118		TOTAL DE MARCHANDISE
ORGANIC CHEMICALS NES	U K	178	128		306	R U	PROD. CHIM. ORG. NCA
	GREEK	70	94		164	GRECC	
	NETH	21	92	16	129	P.BAS	
	NORW	1,173	39		1,212	NORV	
	OTHER	2			2	AUTRE	
COMMODITY TOTAL		1,444	353	16	1,813		TOTAL DE MARCHANDISE
FERTILIZERS NES	U K	161			161	R U	ENGRAIS CHIMIQUE NCA
AGRICULTURAL CHEMICALS	GREEK		69		69	GRECC	PROD. CHIM. AGRICOLES
	NETH	2			2	P.BAS	
COMMODITY TOTAL		2	69		71		TOTAL DE MARCHANDISE
SYNTHETIC RUBBER	U K	5	105		110	R U	CAOUTCHOUC SYNTHETIQUE
	NETH		2		2	P.BAS	
	NORW	55	9		64	NORV	
COMMODITY TOTAL		60	116		176		TOTAL DE MARCHANDISE
PLASTIC MATERIALS	U K	119	97		216	R U	MATIERES PLASTIQUES
	GREEK	34	362		396	GRECC	
	NETH		94		94	P.BAS	
	NORW	1,017	103		1,120	NORV	
	LIBER	33			33	LIBER	
COMMODITY TOTAL		1,203	656		1,859		TOTAL DE MARCHANDISE
DYESTUFF, PIGMENT, PAINT	U K		17		17	R U	MAT. COLOR, PIG. PEINTURE
	NORW		1		1	NORV	
	LIBER	2			2	LIBER	
COMMODITY TOTAL		2	18		20		TOTAL DE MARCHANDISE
CHEM. SPECIALTIES NES	U K	29	337		366	R U	PROD. CHIM. SPECIAUX NCA
	NETH	10	44		54	P.BAS	

TABLE 1. CARGOES LOADED AT CANADIAN PORTS FOR FOREIGN COUNTRIES.

TABEAU 1. MARCHANDISES CHARGÉES DANS LES PORTS CANADIENS A DESTINATION DE PAYS ÉTRANGERS.

COUNTRY OF DESTINATION AND KIND OF CARGO	REGISTRY OF VESSEL	ATLANTIC ATLANTIQUE	GREAT LAKES GRANDS LACS	PACIFIC PACIFIQUE	TOTAL TOTAL	IMMATRIC. DU NAVIRE	PAYS DE DESTINATION ET MARCHANDISE
SOUTH AFRICA	CONT.						AFRIQUE DU SUD SUITE
COMMODITY TOTAL	NORW	12	28		40	NORV	
LUBRICATING OIL, GREASE	NORW	51	409		460	NORV	TOTAL DE MARCHANDISE HUILE, GRAISSE LUBRIF.
	OTHER	5	20		25	NORV	
COMMODITY TOTAL		59			59	AUTRE	
PETROL, COAL PROCD. NES	U K	64	20		84	R U	TOTAL DE MARCHANDISE DERIVE PETR. CHARB. NCA
	NORW	48			48	NORV	
COMMODITY TOTAL		48	347		347	NORV	TOTAL DE MARCHANDISE FER, ACIER PRIMAIR. NCA
PRIMARY IRON, STEEL NES	U K	5			5	R U	
	NORW	155			155	NORV	
COMMODITY TOTAL		160			160		TOTAL DE MARCHANDISE MOUL. PIÈCES FORGÉES
CASTINGS, FORGINGS	U K		274		274	R U	
	GREEK	1			1	GRECC	
	NORW		4		4	NORV	
COMMODITY TOTAL		1	278		279		TOTAL DE MARCHANDISE BARRÉS ET TIGES ACIER
BARs AND RODS, STEEL	NETH		3		3	P. BAS	
	NORW	2			2	NORV	
	LIBER	29			29	LIBER	
COMMODITY TOTAL		31	3		34		TOTAL DE MARCHANDISE TOLES, FEUILLES D'ACIER
PLATE & SHEET STEEL	U K		1,881		1,881	R U	
	NETH			147	147	P. BAS	
	NORW	125	1,184		1,309	NORV	
COMMODITY TOTAL		125	3,065	147	3,337		TOTAL DE MARCHANDISE PROFILES DE CONSTRUCT.
STRUCTURAL SHAPES	U K	63			63	R U	
	NORW	189			189	NORV	
COMMODITY TOTAL		252			252		TOTAL DE MARCHANDISE TUYAUX, TUBES: FER, ACIER
PIPES, TUBES: IRON, STEEL	GREEK	3			3	GRECC	
	NETH		7		7	P. BAS	
	LIBER	68			68	LIBER	
COMMODITY TOTAL		71	7		78		TOTAL DE MARCHANDISE FIL METALLIQUE
WIRE	U K	2	2		4	R U	
	NETH			170	170	P. BAS	
	NORW		10		10	NORV	
COMMODITY TOTAL		2	12	170	184		TOTAL DE MARCHANDISE ALUMINIUM
ALUMINUM	U K	92			92	R U	
	NETH	203			203	P. BAS	
	NORW	97			97	NORV	
	OTHER	50			50	AUTRE	
COMMODITY TOTAL		442			442		TOTAL DE MARCHANDISE CUIVRE ET ALLIAGES
COPPER AND ALLOYS	U K	2	13		15	R U	
	GER	8			8	ALL	
	GREEK	17			17	GRECC	
	NETH	3			3	P. BAS	
	NORW	163	32		195	NORV	
COMMODITY TOTAL		193	45		238		TOTAL DE MARCHANDISE NICKEL ET ALLIAGES
NICKEL AND ALLOYS	NETH			72	72	P. BAS	
ZINC AND ALLOYS	U K		155		155	R U	TOTAL DE MARCHANDISE ZINC ET ALLIAGES
	NORW	320			320	NORV	
COMMODITY TOTAL		320	155		475		TOTAL DE MARCHANDISE METAUX NON-FERREUX NCA
NON-FERROUS METALS NES	U K	3			3	R U	
	NETH			1	1	P. BAS	
	NORW	60			60	NORV	
	OTHER	2			2	AUTRE	
COMMODITY TOTAL		65		1	66		TOTAL DE MARCHANDISE OUVR. DE BASE EN METAL
METAL FAB. BASIC PROD.	U K	102	174		276	R U	
	GREEK		69		69	GRECC	
	NETH	8		27	35	P. BAS	
	NORW	638	54		692	NORV	
	LIBER	4			4	LIBER	
COMMODITY TOTAL		752	297	27	1,076		TOTAL DE MARCHANDISE BRIQUES, TUILES NCA
BRICKS, TILES NES	U K	1,810			1,810	R U	
	NORW	959			959	NORV	
	LIBER	201			201	LIBER	
COMMODITY TOTAL		2,970			2,970		TOTAL DE MARCHANDISE OUVR. DE BASE EN VERRE
GLASS BASIC PRODUCTS	U K	77	2,529		2,606	R U	
	GREEK	9	51		60	GRECC	
	NETH	49	516		565	P. BAS	
	NORW	647	1,195		1,842	NORV	
	LIBER	211			211	LIBER	
COMMODITY TOTAL		993	4,291		5,284		TOTAL DE MARCHANDISE CIMENT
CEMENT	U K	16			16	R U	
CEMENT BASIC PROD.	NORW	1			1	NORV	
NON-MET. MIN. BASIC PROD	U K		66		66	R U	TOTAL DE MARCHANDISE OUVR. DE BASE CIMENT PROD. MIN. NON-MET. BASE
	NORW	77	23		100	NORV	
COMMODITY TOTAL		77	89		166		TOTAL DE MARCHANDISE TRACTEURS
TRACTORS	U K	199	16		215	R U	
	GREEK	40			40	GRECC	
	NETH	16			16	P. BAS	
	NORW	4	44		48	NORV	
COMMODITY TOTAL		259	60		319		TOTAL DE MARCHANDISE MACHINES NCA
MACHINERY NES	U K	1,333	546		1,879	R U	
	GER	4			4	ALL	
	GREEK	429	284		713	GRECC	
	NETH	373	180	181	734	P. BAS	
	NORW	3,439	431		3,870	NORV	
	LIBER	119			119	LIBER	

TABLE 1. CARGOES LOADED AT CANADIAN PORTS FOR FOREIGN COUNTRIES.

TABLEAU 1. MARCHANDISES CHARGÉES DANS LES PORTS CANADIENS A DESTINATION DE PAYS ÉTRANGERS.

COUNTRY OF DESTINATION AND KIND OF CARGO	REGISTRY OF VESSEL	ATLANTIC ATLANTIQUE	GREAT LAKES GRANDS LACS	PACIFIC PACIFIQUE	TOTAL TOTAL	IMMATIC. DU NAVIRE	PAYS DE DESTINATION ET MARCHANDISE
SOUTH AFRICA	CDNT.						AFRIQUE DU SUD SUITE
COMMODITY TOTAL	OTHER	11			11	AUTRE	
PASS.AUTOS AND CHASSIS	U K	5,708	1,441	181	7,330	R U	TOTAL DE MARCHANDISE VOITURES PART.,CHASSIS
	GREEK	2			2	GRECC	
	NETH	67	6		73	P.BAS	
	NORW	5			5	NORV	
COMMODITY TOTAL		74	7		81		TOTAL DE MARCHANDISE
TRUCKS AND CHASSIS	NETH			11	11	P.BAS	CAMIONS ET CHASSIS
MOTOR VEHICLE ENGINES	U K	2,623	2,344		4,967	R U	MOTEURS DE VEH.AUTOM.
	GREEK	265	303		568	GRECC	
	NETH	19	202	12	233	P.BAS	
	NORW	4,915	545		5,460	NORV	
	LIBER	10			10	LIBER	
	OTHER	5			5	AUTRE	
COMMODITY TOTAL		7,837	3,394	12	11,243		TOTAL DE MARCHANDISE
SHIPS,AIRCRAFT,MIS.VEH	NETH		1		1	P.BAS	NAVIRES,AVIONS,VEH.DIV
EQUIPMENT MISC.	U K	167	113		280	R U	MATERIEL DIVERS
	GER	11			11	ALL	
	GREEK	97			97	GRECC	
	NETH	17	13	2	32	P.BAS	
	NORW	516	37		553	NORV	
	LIBER	58			58	LIBER	
	OTHER	26			26	AUTRE	
COMMODITY TOTAL		892	163	2	1,057		TOTAL DE MARCHANDISE
PERSONAL,HSEHGLD GOODS	U K	60	125		185	R U	ART.PERS.ET MENAGERS
	GER	101			101	ALL	
	GREEK	7			7	GRECC	
	NETH	1	140	50	191	P.BAS	
	NORW	100	44		144	NORV	
	LIBER	170			170	LIBER	
COMMODITY TOTAL		439	309	50	798		TOTAL DE MARCHANDISE
FIREARMS,AMMUNITION	NORW	10			10	NORV	ARMES A FEU,MUNITIONS
CONTAINERS,CLCSURES	GREEK	35			35	GRECC	CONTENEURS,FERMETURES
	NORW		49		49	NORV	
COMMODITY TOTAL		35	49		84		TOTAL DE MARCHANDISE
MISC. END PRODUCTS NES	U K	929	116		1,045	R U	PRODUITS FINIS DIV.NDA
	GREEK	33	10		43	GRECC	
	NETH	33	13	11	57	P.BAS	
	NORW	343	476		819	NORV	
	OTHER	1			1	AUTRE	
COMMODITY TOTAL		1,339	615	11	1,965		TOTAL DE MARCHANDISE
GENERAL CARGO	U K	1	25		26	R U	MARCHANDISES DIVERSES
	GREEK	7	22		29	GRECC	
	NETH	4	16		20	P.BAS	
	NORW	121	20		141	NORV	
COMMODITY TOTAL		133	83		216		TOTAL DE MARCHANDISE
CONTAINERIZED FREIGHT	U K	594	56		650	R U	FRET CONTENEURESE
	NORW	19	103		122	NORV	
COMMODITY TOTAL		613	159		772		TOTAL DE MARCHANDISE
COUNTRY/REGION TOTAL		97,911*	22,928*	239,202*	360,041*		TOTAL DE PAYS/REGION
SIERRA LEONE							SIERRA LEONE
DAIRY PROD.,EGGS,HONEY	OTHER	26			26	AUTRE	PROD.LAIT.,GEUFS,MIEL
WHEAT FLDUR	U K	7			7	R U	FARINE DE BLE
	OTHER	52			52	AUTRE	
COMMODITY TOTAL		59			59		TOTAL DE MARCHANDISE
SPICES	OTHER	1			1	AUTRE	EPICES
CCNC.COMPLETE FEEDS	OTHER	4			4	AUTRE	CCNC.,PROV.COMPLETES
COTTON,TEXTILE WASTE	OTHER	1			1	AUTRE	DECHETS DE COTON,TEXT.
NON-FERROUS METALS NES	OTHER	661			661	AUTRE	METAUX NON-FERREUX NDA
MACHINERY NES	OTHER	4			4	AUTRE	MACHINES NOA
RAILWAY ROLLING STOCK	OTHER	2			2	AUTRE	MAT.ROUL.DE CH.DE FER
MOTOR VEHICLE ENGINES	OTHER	103			103	AUTRE	MOTEURS DE VEH.AUTOM.
RUBBER TIRES AND TUBES	OTHER	4			4	AUTRE	PNEUS, CHAMBRES A AIR
EQUIPMENT MISC.	U K	16			16	R U	MATERIEL DIVERS
	OTHER	44			44	AUTRE	
COMMODITY TOTAL		60			60		TOTAL DE MARCHANDISE
PERSONAL,HSEHCLD GOODS	U K	4			4	R U	ART.PERS.ET MENAGERS
	OTHER	23			23	AUTRE	
COMMODITY TOTAL		27			27		TOTAL DE MARCHANDISE
MISC. END PRODUCTS NES	OTHER	6			6	AUTRE	PRODUITS FINIS DIV.NDA
COUNTRY/REGION TOTAL		958*	*	*	958*		TOTAL DE PAYS/REGION
TANZANIA							TANZANIE
WHEAT FLOUR	NORW	168			168	NORV	FARINE DE BLE
	OTHER	100			100	AUTRE	
COMMODITY TOTAL		268			268		TOTAL DE MARCHANDISE
VEGETABLES, DRIED	OTHER	170			170	AUTRE	LEGUMES, SECS
SPICES	NORW	6			6	NORV	EPICES
MISC.FOOD PREP.NES	NORW	2			2	NORV	DIV.PREP.ALIM.NDA
NON-ALCOHOLIC BEVERAGE	OTHER	12			12	AUTRE	BOISSONS NON-ALCOOLIC.
CRUDE ANIMAL PRODS.NES	NORW	1			1	NORV	PR.BRUTS ORIG.ANIM.NDA

TABLE 1. CARGOES LOADED AT CANADIAN PORTS FOR FOREIGN COUNTRIES.

TABLEAU 1. MARCHANDISES CHARGÉES DANS LES PORTS CANADIENS A DESTINATION DE PAYS ÉTRANGERS.

COUNTRY OF DESTINATION AND KIND OF CARGO	REGISTRY OF VESSEL	ATLANTIC ATLANTIQUE	GREAT LAKES GRANDS LACS	PACIFIC PACIFIQUE	TOTAL TOTAL	IMMATIC. DU NAVIRE	PAYS DE DESTINATION ET MARCHANDE
TANZANIA CONT.							TANZANIE SUITE
TEXTILE FIBRES NES	NORW	44			44	NORV	FIBRES TEXTILES NDA
ASBESTOS	OTHER	161			161	AUTRE	AMIANTE
PAPER NES	NORW	1			1	NORV	PAPIER NDA
BLOG. PAPER AND BOARD	NORW	1,379			1,379	NGRV	PLAQ. CONSTR., PAP/CART.
	OTHER	24			24	AUTRE	
COMMODITY TOTAL		1,403			1,403		TOTAL DE MARCHANDE
TEXTILE FAB. MTL NES	NORW	291			291	NORV	CUVR. EN MAT. TEXT. NDA
ANIMAL OILS, EXC. MARINE	NORW		239		239	NORV	HUIL. ANIM. SAUF AN. MAR.
OILS, FATS, WAXES NES	NETH			72	72	P. BAS	HUIL. MAT. GRAS. CIRE NCA
ORGANIC CHEMICALS NES	NORW	198			198	NORV	PRCD. CHIM. ORGAN. NCA
SYNTHETIC RUBBER	NORW	3			3	NORV	CACOUTCHOUC SYNTHETIQUE
PLASTIC MATERIALS	NORW	8			8	NORV	MATIERES PLASTIQUES
CHEM. SPECIALTIES NES	NORW		15		15	NORV	PRCD. CHIM. SPECIAUX NDA
LUBRICATING OIL, GREASE	NORW	12			12	NORV	HUIL. GRAISSE LUBRIF.
ASPHALTS, ROAD OILS	NORW	491			491	NORV	ASPHALTE, BITUME LIQD.
PETROL, COAL PROD. NES	NORW	1			1	NORV	CERIVE PETR. CHARB. NCA
BARNS AND RODS, STEEL	NORW	252			252	NORV	BARRES ET TIGES ACIER
PLATE & SHEET STEEL	NORW	991			991	NORV	TOLES, FEUILLES DACIER
STRUCTURAL SHAPES	NORW	1,245			1,245	NORV	PROFILES DE CONSTRUCT.
	OTHER	11			11	AUTRE	
COMMODITY TOTAL		1,256			1,256		TOTAL DE MARCHANDE
PIPES, TUBES: IRON, STEEL	NORW		120		120	NORV	TUYAUX, TUBES: FER, ACIER
WIRE	OTHER	1			1	AUTRE	FIL METALLIQUE
ALUMINUM	NORW	2,062			2,062	NORV	ALUMINIUM
COPPER AND ALLOYS	NORW	6			6	NORV	CUIVRE ET ALLIAGES
METAL FAB. BASIC PROD.	NORW	13			13	NORV	CUVR. DE BASE EN METAL
	OTHER	3			3	AUTRE	
COMMODITY TOTAL		16			16		TOTAL DE MARCHANDE
NON-MET. MIN. BASIC PROD	OTHER	21			21	AUTRE	PRCD. MIN. NON-MET. BASE
MISC. FABRICATED PRCD.	NORW	125			125	NORV	OUVRAGES DIVERS
TRACTORS	NORW		49		49	NORV	TRACTEURS
	OTHER	51			51	AUTRE	
COMMODITY TOTAL		51	49		100		TOTAL DE MARCHANDE
MACHINERY NES	NORW	1,814	3		1,817	NORV	MACHINES NDA
	OTHER	210			210	AUTRE	
COMMODITY TOTAL		2,024	3		2,027		TOTAL DE MARCHANDE
RAILWAY ROLLING STOCK	NORW	20			20	NORV	MAT. ROUL. DE CH. DE FER
BUS, AUTOS AND CHASSIS	NORW	2			2	NORV	VEHICULES PART., CHASSIS
TRUCKS AND CHASSIS	NORW		2		2	NORV	CAMIONS ET CHASSIS
MOTOR VEHICLE ENGINES	NORW	11			11	NORV	MOTEURS DE VEH. AUTOM.
EQUIPMENT MISC.	NORW	2,154	2		2,156	NORV	MATERIEL DIVERS
	OTHER	91			91	AUTRE	
COMMODITY TOTAL		2,245	2		2,247		TOTAL DE MARCHANDE
PERSONAL, HOUSEHOLD GOODS	NETH			6	6	P. BAS	ART. PERS. ET MENAGERS
	NORW	94	8		102	NORV	
COMMODITY TOTAL		94	8	6	108		TOTAL DE MARCHANDE
MISC. END PRODUCTS NES	NETH			8	8	P. BAS	PRODUITS FINIS DIV. NDA
	NORW	7	3		10	NORV	
COMMODITY TOTAL		7	3	8	18		TOTAL DE MARCHANDE
GENERAL CARGO	NORW	25	20		45	NORV	MARCHANDES DIVERSES
	OTHER	5			5	AUTRE	
COMMODITY TOTAL		30	20		50		TOTAL DE MARCHANDE
COUNTRY/REGION TOTAL		12,286*	461*	86*	12,833*		TOTAL DE PAYS/REGION
BR. AFRICA NES							AFRIQUE BR. NDA
LUMBER AND TIMBER	NETH			175	175	P. BAS	BOIS D'OEUVRE ET CHARP.
COUNTRY/REGION TOTAL		*	*	175*	175*		TOTAL DE PAYS/REGION
ALGERIA							ALGERIE
BARLEY	NORW	17,796			17,796	NORV	ORGE
	OTHER	41,055			41,055	AUTRE	
COMMODITY TOTAL		58,851			58,851		TOTAL DE MARCHANDE
WHEAT	U K		43,120		43,120	R U	BLE
	GER	3,983			3,983	ALL	
	GREEK	112,852	30,227		143,079	GRECC	
	ITALY	58,969			58,969	ITAL	
	NORW	36,388			36,388	NORV	
	LIBER	295,805			295,805	LIBER	
	OTHER	311,960			311,960	AUTRE	
COMMODITY TOTAL		819,957	73,347		893,304		TOTAL DE MARCHANDE
LUMBER AND TIMBER	U K			5,068	5,068	R U	BOIS D'OEUVRE ET CHARP.
	GER	11,094		15,527	26,621	ALL	
	GREEK			6,948	6,948	GRECC	
	ITALY			7,194	7,194	ITAL	
	NORW	6,761		11,316	18,077	NORV	
COMMODITY TOTAL		17,855		46,053	63,908		TOTAL DE MARCHANDE
VENEER, PLYWOOD	U K			424	424	R U	PLACAGES, CONTRE-PLAQ.
	GREEK			424	424	GRECC	
	NORW			424	424	NORV	
COMMODITY TOTAL				1,272	1,272		TOTAL DE MARCHANDE
PIPES, TUBES: IRON, STEEL	LIBER		9,064		9,064	LIBER	TUYAUX, TUBES: FER, ACIER
	JAPAN		7,810		7,810	JAPON	

TABLE 1. CARGOES LOADED AT CANADIAN PORTS FOR FOREIGN COUNTRIES.

TABLEAU 1. MARCHANDISES CHARGÉES DANS LES PORTS CANADIENS A DESTINATION DE PAYS ÉTRANGERS.

COUNTRY OF DESTINATION AND KIND OF CARGO	REGISTRY OF VESSEL	ATLANTIC ATLANTIQUE	GREAT LAKES GRANDS LACS	PACIFIC PACIFIQUE	TOTAL TOTAL	IMMATIC. OU NAVIRE	PAYS DE DESTINATION ET MARCHANDISE
ALGERIA							ALGERIE
CONT.							SUITE
COMMODITY TOTAL			16,874		16,874		TOTAL DE MARCHANDISE
MACHINERY NES	OTHER	2,271			2,271	AUTRE	MACHINES NDA
PERSONAL, HSEHCLD GOODS	OTHER	1			1	AUTRE	ART. PERS. ET MENAGERS
MISC. END PRODUCTS NES	OTHER	1,281			1,281	AUTRE	PRODUITS FINIS DIV. NDA
COUNTRY/REGION TOTAL		900,216*	90,221*	47,325*	1,037,762*		TOTAL DE PAYS/REGION
ANGOLA							ANGOLA
MILK POWDER	OTHER	1			1	AUTRE	LAIT EN Poudre
WHEAT	GREEK			17,097	17,097	GRECQ	BLE
	NORW	36,825			36,825	NORV	
COMMODITY TOTAL		36,825		17,097	53,922		TOTAL DE MARCHANDISE
COTTON, TEXTILE WASTE	U K	23			23	R U	DECHETS DE COTON, TEXT.
LUMBER AND TIMBER	LIBER			4,973	4,973	LIBER	BOIS D'OEUVRE ET CHARP.
PAPER NES	OTHER	10			10	AUTRE	PAPIER NDA
ANIMAL OILS, EXC. MARINE	OTHER	302			302	AUTRE	HUIL. ANIM. SAUF AN. MAR.
STRUCTURAL SHAPES	DENMK	107			107	CANMK	PROFILES DE CONSTRUCT.
	OTHER	3			3	AUTRE	
COMMODITY TOTAL		110			110		TOTAL DE MARCHANDISE
PIPES, TUBES: IRON, STEEL	U K	57			57	R U	TUYAUX, TUBES: FER, ACIER
	OTHER	812			812	AUTRE	
COMMODITY TOTAL		869			869		TOTAL DE MARCHANDISE
ALUMINIUM	U K	20			20	R U	ALUMINIUM
METAL FAB. BASIC PROD.	U K	30			30	R U	OUVR. DE BASE EN METAL
	OTHER	17			17	AUTRE	
COMMODITY TOTAL		47			47		TOTAL DE MARCHANDISE
CEMENT	DENMK	8			8	DANMK	CIMENT
MACHINERY NES	U K	44			44	R U	MACHINES NDA
	DENMK	113			113	CANMK	
	OTHER	109			109	AUTRE	
COMMODITY TOTAL		266			266		TOTAL DE MARCHANDISE
RAILWAY ROLLING STOCK	NETH	440			440	P. BAS	MAT. ROUL. DE CH. DE FER
	OTHER	450			450	AUTRE	
COMMODITY TOTAL		890			890		TOTAL DE MARCHANDISE
RUBBER TIRES AND TUBES	OTHER	6			6	AUTRE	PNEUS, CHAMBRES A AIR
EQUIPMENT MISC.	U K	330			330	R U	MATERIEL DIVERS
	DENMK	5			5	CANMK	
COMMODITY TOTAL		335			335		TOTAL DE MARCHANDISE
PERSONAL, HSEHCLD GOODS	OTHER	16			16	AUTRE	ART. PERS. ET MENAGERS
MISC. END PRODUCTS NES	OTHER	4			4	AUTRE	PRODUITS FINIS DIV. NDA
GENERAL CARGO	DENMK	3			3	CANMK	MARCHANDISES DIVERSES
COUNTRY/REGION TOTAL		39,735*	*	22,070*	61,805*		TOTAL DE PAYS/REGION
CAMEROON							CAMEROON
COTTON, TEXTILE WASTE	U K	16			16	R U	DECHETS DE COTON, TEXT.
	OTHER		9		9	AUTRE	
COMMODITY TOTAL		16	9		25		TOTAL DE MARCHANDISE
PAPER NES	U K	75			75	R U	PAPIER NDA
	OTHER	756			756	AUTRE	
COMMODITY TOTAL		831			831		TOTAL DE MARCHANDISE
BLOG. PAPER AND BDARD	OTHER	14			14	AUTRE	PLAQ. CONSTR., PAP/CART.
TEXTILE FAB. MTL NES	OTHER	13			13	AUTRE	OUVR. EN MAT. TEXT. NDA
METAL FAB. BASIC PROD.	U K	88			88	R U	OUVR. DE BASE EN METAL
MACHINERY NES	U K	69			69	R U	MACHINES NDA
	OTHER	32			32	AUTRE	
COMMODITY TOTAL		101			101		TOTAL DE MARCHANDISE
RUBBER TIRES AND TUBES	U K	2			2	R U	PNEUS, CHAMBRES A AIR
	OTHER	7			7	AUTRE	
COMMODITY TOTAL		9			9		TOTAL DE MARCHANDISE
EQUIPMENT MISC.	U K	4			4	R U	MATERIEL DIVERS
	OTHER	4			4	AUTRE	
COMMODITY TOTAL		8			8		TOTAL DE MARCHANDISE
PERSONAL, HSEHCLD GOODS	U K	17			17	R U	ART. PERS. ET MENAGERS
	DENMK	4			4	CANMK	
	OTHER	4			4	AUTRE	
COMMODITY TOTAL		25			25		TOTAL DE MARCHANDISE
MISC. END PRODUCTS NES	DENMK	3			3	DANMK	PRODUITS FINIS DIV. NDA
	OTHER	12			12	AUTRE	
COMMODITY TOTAL		15			15		TOTAL DE MARCHANDISE
GENERAL CARGO	DENMK	3			3	DANMK	MARCHANDISES DIVERSES
	OTHER	1			1	AUTRE	
COMMODITY TOTAL		4			4		TOTAL DE MARCHANDISE
COUNTRY/REGION TOTAL		1,124*	9*	*	1,133*		TOTAL DE PAYS/REGION
ZAIRE							ZAIRE
SUGAR, NES	DENMK	35			35	DANMK	SUCRE, NDA
	GREEK	5,553			5,553	GRECQ	
	OTHER	35			35	AUTRE	
COMMODITY TOTAL		5,623			5,623		TOTAL DE MARCHANDISE
TOBACCO NES	U K	42			42	R U	TABACS NDA
NEWSPRINT PAPER	DENMK	994			994	DANMK	PAPIER JOURNAL

TABLE 1. CARGOES LOADED AT CANADIAN PORTS FOR FOREIGN COUNTRIES.

TABLEAU 1. MARCHANDISES CHARGÉES DANS LES PORTS CANADIENS A DESTINATION DE PAYS ÉTRANGERS.

COUNTRY OF DESTINATION AND KIND OF CARGO	REGISTRY OF VESSEL	ATLANTIC ATLANTIQUE	GREAT LAKES GRANDS LACS	PACIFIC PACIFIQUE	TOTAL TOTAL	IMMATIC. DU NAVIRE	PAYS DE DESTINATION ET MARCHANDISE
ZAIRE CONT.							
PAPER NES	OTHER	659			659	AUTRE	ZAIRE SUITE
ORGANIC CHEMICALS NES	DENMK	1			1	DANMK	PAPIER NDA
MACHINERY NES	U K	1			1	R U	PROD. CHIM. ORGAN. NDA
	DENMK	6			6	DANMK	MACHINES NDA
	OTHER	3			3	AUTRE	
COMMODITY TOTAL		10			10		TOTAL DE MARCHANDISE
PASS. AUTOS AND CHASSIS	DENMK	10			10	DANMK	VOITURES PART., CHASSIS
SHIPS, AIRCRAFT, MIS. VEH	DENMK	9			9	DANMK	NAVIRES, AVIONS, VEH. DIV
EQUIPMENT MISC.	DENMK	2			2	DANMK	MATERIEL DIVERS
	OTHER	13			13	AUTRE	
COMMODITY TOTAL		15			15		TOTAL DE MARCHANDISE
PERSONAL, HOUSEHOLD GOODS	DENMK	3			3	DANMK	ART. PERS. ET MENAGERS
	OTHER	145			145	AUTRE	
COMMODITY TOTAL		148			148		TOTAL DE MARCHANDISE
MISC. END PRODUCTS NES	U K	1			1	R U	PRODUITS FINIS DIV. NDA
	OTHER	15			15	AUTRE	
COMMODITY TOTAL		16			16		TOTAL DE MARCHANDISE
GENERAL CARGO	OTHER	2			2	AUTRE	MARCHANDISES DIVERSES
CONTAINERIZED FREIGHT	OTHER	14			14	AUTRE	FRET CONTENEURESE
COUNTRY/REGION TOTAL		7,543*	*	*	7,543*		TOTAL DE PAYS/REGION
DAHOMY							
MISC. FOOD PREP. NES	OTHER	8			8	AUTRE	DAHOMY
COTTON, TEXTILE WASTE	OTHER	6			6	AUTRE	DIV. PREP. ALIM. NDA
PAPER NES	OTHER	41			41	AUTRE	DECHETS DE COTON, TEXT.
TEXTILE FAB. MAT. NES	OTHER	5			5	AUTRE	PAPIER NDA
BARNS AND RODS, STEEL	U K	2			2	R U	OUVR. EN MAT. TEXT. NDA
PLATE & SHEET STEEL	DENMK	502			502	DANMK	BARRES ET TIGES ACIER
STRUCTURAL SHAPES	OTHER		86		86	AUTRE	TILES, FEUILLES D'ACIER
PIPES, TUBES, IRON, STEEL	OTHER	10			10	AUTRE	PROFILES DE CONSTRUCT.
METAL FAB. BASIC PROD.	OTHER	2			2	AUTRE	TUYAUX, TUBES FER, ACIER
MACHINERY NES	OTHER	46			46	AUTRE	OUVR. DE BASE EN METAL
TRUCKS AND CHASSIS	OTHER	16			16	AUTRE	MACHINES NDA
MOTOR VEHICLE ENGINES	OTHER	4			4	AUTRE	CAMIONS ET CHASSIS
EQUIPMENT MISC.	OTHER	953			953	AUTRE	MOTEURS DE VEH. AUTOM.
PERSONAL, HOUSEHOLD GOODS	U K	29			29	R U	MATERIEL DIVERS
	OTHER	14			14	AUTRE	ART. PERS. ET MENAGERS
COMMODITY TOTAL		43			43		TOTAL DE MARCHANDISE
MISC. END PRODUCTS NES	U K	5			5	R U	PRODUITS FINIS DIV. NDA
GENERAL CARGO	DENMK	2			2	DANMK	MARCHANDISES DIVERSES
	OTHER	23			23	AUTRE	
COMMODITY TOTAL		25			25		TOTAL DE MARCHANDISE
COUNTRY/REGION TOTAL		1,668*	86*	*	1,754*		TOTAL DE PAYS/REGION
FR. AFRICA NES							
VEGETABLES, DRIED	OTHER	16			16	AUTRE	AFRIQUE FR. NDA
METAL FAB. BASIC PROD.	OTHER	6			6	AUTRE	LEGUMES, SECS
PASS. AUTOS AND CHASSIS	OTHER	2			2	AUTRE	OUVR. DE BASE EN METAL
ROAD MOTOR VEH. NES	OTHER	6			6	AUTRE	VOITURES PART., CHASSIS
EQUIPMENT MISC.	OTHER	5			5	AUTRE	VEH. AUTOM. ROUTTERS NDA
PERSONAL, HOUSEHOLD GOODS	OTHER	7			7	AUTRE	MATERIEL DIVERS
GENERAL CARGO	OTHER	5			5	AUTRE	ART. PERS. ET MENAGERS
							MARCHANDISES DIVERSES
COUNTRY/REGION TOTAL		47*	*	*	47*		TOTAL DE PAYS/REGION
GABON							
VEGETABLES, DRIED	U K	17			17	R U	GABON
STRUCTURAL SHAPES	U K	10			10	R U	LEGUMES, SECS
	OTHER	64			64	AUTRE	PROFILES DE CONSTRUCT.
COMMODITY TOTAL		74			74		TOTAL DE MARCHANDISE
METAL FAB. BASIC PROD.	OTHER	21			21	AUTRE	OUVR. DE BASE EN METAL
TRACTORS	U K	55			55	R U	TRACTEURS
	OTHER	28			28	AUTRE	
COMMODITY TOTAL		83			83		TOTAL DE MARCHANDISE
MACHINERY NES	U K	32			32	R U	MACHINES NDA
	DENMK	68			68	DANMK	
	OTHER	18			18	AUTRE	
COMMODITY TOTAL		118			118		TOTAL DE MARCHANDISE
PASS. AUTOS AND CHASSIS	U K	3			3	R U	VOITURES PART., CHASSIS
	OTHER	5			5	AUTRE	
COMMODITY TOTAL		8			8		TOTAL DE MARCHANDISE
SHIPS, AIRCRAFT, MIS. VEH	OTHER	7			7	AUTRE	NAVIRES, AVIONS, VEH. DIV
RUBBER TIRES AND TUBES	U K	1			1	R U	PNEUS, CHAMBRES A AIR
	OTHER	6			6	AUTRE	
COMMODITY TOTAL		7			7		TOTAL DE MARCHANDISE
COUNTRY/REGION TOTAL		335*	*	*	335*		TOTAL DE PAYS/REGION
IVORY COAST							
FISH, CANNED	DENMK	66			66	DANMK	COTE-D'IVOIRE
							POISSON EN BOITES

TABLE 1. CARGOES LOADED AT CANADIAN PORTS FOR FOREIGN COUNTRIES.

TABLEAU 1. MARCHANDISES CHARGÉES DANS LES PORTS CANADIENS A DESTINATION DE PAYS ÉTRANGERS.

COUNTRY OF DESTINATION AND KIND OF CARGO	REGISTRY OF VESSEL	ATLANTIC ATLANTIQUE	GREAT LAKES GRANDS LACS	PACIFIC PACIFIQUE	TOTAL TOTAL	IMMATIC. DU NAVIRE	PAYS DE DESTINATION ET MARCHANDISE
IVORY COAST CONT.							COTE-D'IVOIRE SUITE
MILK POWDER	LIBER	382			382	LIBER	LAIT EN POUDRE
	CAN	403			403	CAN	
COMMODITY TOTAL		785			785		TOTAL DE MARCHANDISE
WHEAT	OTHER	1,135			1,135	AUTRE	BLE
WHEAT FLOUR	U K	452			452	R U	FARINE DE BLE
	DENMK	130			130	CANMK	
	LIBER	7,216			7,216	LIBER	
	CAN	2,561			2,561	CAN	
	OTHER	235			235	AUTRE	
COMMODITY TOTAL		10,594			10,594		TOTAL DE MARCHANDISE
SUGAR PREPARATIONS	OTHER	1			1	AUTRE	PREP. A BASE DE SUCRE
COTTON, TEXTILE WASTE	OTHER	7			7	AUTRE	DECHETS DE COTON, TEXT.
PAPER NES	DENMK	31			31	CANMK	PAPIER NCA
	OTHER	166			166	AUTRE	
COMMODITY TOTAL		197			197		TOTAL DE MARCHANDISE
BLDG. PAPER AND BOARD	DENMK	1			1	CANMK	PLAQ. CONSTR., PAP/CART.
TEXTILE FAB. PTL NES	DENMK	71			71	DANMK	OUVR. EN MAT. TEXT. NCA
	OTHER	7			7	AUTRE	
COMMODITY TOTAL		78			78		TOTAL DE MARCHANDISE
STRUCTURAL SHAPES	DENMK	1			1	DANMK	PROFILES DE CONSTRUCT.
WIRE	U K	47			47	R U	FIL METALLIQUE
ALUMINUM	U K	4			4	R U	ALUMINIUM
	DENMK	46			46	DANMK	
COMMODITY TOTAL		50			50		TOTAL DE MARCHANDISE
COPPER AND ALLOYS	U K	3			3	R U	CUIVRE ET ALLIAGES
TRACTORS	U K	19			19	R U	TRACTEURS
	OTHER	30			30	AUTRE	
COMMODITY TOTAL		49			49		TOTAL DE MARCHANDISE
MACHINERY NES	U K	1			1	R U	MACHINES NCA
	DENMK	16			16	CANMK	
	OTHER	183			183	AUTRE	
COMMODITY TOTAL		200			200		TOTAL DE MARCHANDISE
RUBBER TIRES AND TUBES	OTHER	2			2	AUTRE	PNEUS, CHAMBRES A AIR
EQUIPMENT MISC.	U K	17			17	R U	MATERIEL DIVERS
	OTHER	2			2	AUTRE	
COMMODITY TOTAL		19			19		TOTAL DE MARCHANDISE
PERSONAL, HSEHOLD GOODS	U K	8			8	R U	ART. PERS. ET MENAGERS
	DENMK	4			4	DANMK	
	OTHER	4			4	AUTRE	
COMMODITY TOTAL		16			16		TOTAL DE MARCHANDISE
MISC. END PRODUCTS NES	U K	6			6	R U	PRODUITS FINIS DIV. NCA
	DENMK	1			1	CANMK	
	OTHER	2			2	AUTRE	
COMMODITY TOTAL		9			9		TOTAL DE MARCHANDISE
GENERAL CARGO	DENMK	2			2	DANMK	MARCHANDISES DIVERSES
	OTHER	2			2	AUTRE	
COMMODITY TOTAL		4			4		TOTAL DE MARCHANDISE
COUNTRY/REGION TOTAL		13,264*			13,264*		TOTAL DE PAYS/REGION
LIBERIA							LIBERIA
WHEAT	LIBER	14,896			14,896	LIBER	BLE
WHEAT FLOUR	DENMK	17			17	DANMK	FARINE DE BLE
	OTHER	151			151	AUTRE	
COMMODITY TOTAL		168			168		TOTAL DE MARCHANDISE
MISC. FOOD PREP. NES	U K	23			23	R U	DIV. PREP. ALIM. NCA
	DENMK	81			81	CANMK	
	OTHER	16			16	AUTRE	
COMMODITY TOTAL		120			120		TOTAL DE MARCHANDISE
CONC. COMPLETE FEEDS	DENMK	11			11	DANMK	CONC., PROV. COMPLETES
SALT	OTHER	8			8	AUTRE	SEL
PAPER NES	OTHER	2			2	AUTRE	PAPIER NCA
OILS, FATS, WAXES NES	OTHER	9			9	AUTRE	HUIL. MAT. GRAS. CIRE NCA
INORGANIC CHEMS. NES	DENMK	212			212	CANMK	PROD. CHIM. INORG. NCA
ORGANIC CHEMICALS NES	DENMK	9			9	CANMK	PROD. CHIM. ORGAN. NCA
EXPLOS., FUSES, CAPS	DENMK	658			658	CANMK	EXPLOS., AMORCES, DET.
	OTHER	817			817	AUTRE	
COMMODITY TOTAL		1,475			1,475		TOTAL DE MARCHANDISE
RAILS & TRACK MATERIAL	U K	31			31	R U	RAILS, MAT. VIE FERREE
	OTHER		188		188	AUTRE	
COMMODITY TOTAL		31	188		219		TOTAL DE MARCHANDISE
TRACTORS	OTHER	15			15	AUTRE	TRACTEURS
MACHINERY NES	U K	1			1	R U	MACHINES NCA
	DENMK	29			29	DANMK	
	OTHER	77			77	AUTRE	
COMMODITY TOTAL		107	4		111		TOTAL DE MARCHANDISE
SHIPS, AIRCRAFT, MIS. VEH	OTHER	12			12	AUTRE	NAVIRES, AVIONS, VEH. DIV
PERSONAL, HSEHOLD GOODS	DENMK	2			2	CANMK	ART. PERS. ET MENAGERS
	OTHER	7			7	AUTRE	
COMMODITY TOTAL		9	8		17		TOTAL DE MARCHANDISE
FIREARMS, AMMUNITION	OTHER	12			12	AUTRE	ARMES A FEU, MUNITIONS
MISC. END PRODUCTS NES	OTHER		3		3	AUTRE	PRODUITS FINIS DIV. NCA
GENERAL CARGO	OTHER	238			238	AUTRE	MARCHANDISES DIVERSES
COUNTRY/REGION TOTAL		17,334*	203*		17,537*		TOTAL DE PAYS/REGION

TABLE 1. CARGOES LOADED AT CANADIAN PORTS FOR FOREIGN COUNTRIES.

TABLEAU 1. MARCHANDISES CHARGEES DANS LES PORTS CANADIENS A DESTINATION DE PAYS ETRANGERS.

COUNTRY OF DESTINATION AND KIND OF CARGO	REGISTRY OF VESSEL	ATLANTIC ATLANTIQUE	GREAT LAKES GRANDS LACS	PACIFIC PACIFIQUE	TOTAL TOTAL	IMMATIC. DU NAVIRE	PAYS DE DESTINATION ET MARCHANDISE
MALAGASY							
PAPER NES	NORW	10			10	NORV	MALGACHE
INORGANIC CHEMS. NES	NORW	175			175	NORV	PAPIER NDA
ORGANIC CHEMICALS NES	NORW	53			53	NORV	PRCD.CHIM.INORG.NDA
							PRCD.CHIM.ORGAN.NDA
COUNTRY/REGION TOTAL		238*	*	*	238*		TOTAL DE PAYS/REGION
MOROCCO							
WHEAT	DENMK	1,678	7,581		9,259	DANMK	MAROC
	PANAM	222			222	PANAM	BLE
COMMODITY TOTAL		1,900	7,581		9,481		TOTAL DE MARCHANDISE
ASBESTOS	PANAM	246			246	PANAM	AMIANTE
SULPHUR IN CRES	GREEK		26,987		26,987	GRECC	SOUFRE EN MINERAI
LUMBER AND TIMBER	NORW	520			520	NORV	PCIS D'OEUVRE ET CHARP.
PULP	OTHER	2,694			2,694	AUTRE	PATE
NEWSPRINT PAPER	NORW	1,044			1,044	NORV	PAPIER JOURNAL
PAPERBOARD	NORW	1,090			1,090	NORV	CARTON
TEXTILE FAB.MTL NES	PANAM	2			2	PANAM	OUVR.EN MAT.TEXT.NDA
ORGANIC CHEMICALS NES	PANAM	38			38	PANAM	PRCD.CHIM.ORGAN.NDA
BRICKS, TILES NES	PANAM	112			112	PANAM	BRIQUES, TUILES NDA
EQUIPMENT MISC.	PANAM	6			6	PANAM	MATERIEL DIVERS
PERSONAL, HSEHLD GOODS	PANAM	23			23	PANAM	ART.PERS.ET MENAGERS
MISC. END PRODUCTS NES	OTHER	1			1	AUTRE	PRCOITS FINIS DIV.NDA
COUNTRY/REGION TOTAL		7,676*	34,568*	*	42,244*		TOTAL DE PAYS/REGION
MOZAMBIQUE							
WHEAT FLOUR	NORW	33			33	NORV	MOZAMBIQUE
	LIBER	68			68	LIBER	FARINE DE BLE
COMMODITY TOTAL		101			101		TOTAL DE MARCHANDISE
MACARONI, CEREAL PRCD.	NORW	137			137	NORV	PATES ALIM.PRCD.CEREAL
MISC. FOOD PREP. NES	NORW	7			7	NORV	CIV.PREP.ALIM.NDA
SEEDS FOR SOWING NES	NETH			1	1	P.BAS	GRAINES DE SEMENCE NDA
SULPHUR IN CRES	GER			6,160	6,160	ALL	SCUFRE EN MINERAI
	GREEK			5,600	5,600	GRECC	
	NORW			34,160	34,160	NORV	
COMMODITY TOTAL				45,920	45,920		TOTAL DE MARCHANDISE
COTTON, TEXTILE WASTE	NORW	149			149	NORV	DECHETS DE COTON, TEXT.
LUMBER AND TIMBER	GREEK			13,023	13,023	GRECC	PCIS D'OEUVRE ET CHARP.
	NETH			5,865	5,865	P.BAS	
	NORW			10,133	10,133	NORV	
	LIBER			5,535	5,535	LIBER	
COMMODITY TOTAL				34,556	34,556		TOTAL DE MARCHANDISE
VENEER, PLYWOOD	NETH			289	289	P.BAS	PLACAGES, CCNTRE-PLAQ.
	NORW			949	949	NORV	
COMMODITY TOTAL				1,238	1,238		TOTAL DE MARCHANDISE
PULP	GREEK	695			695	GRECC	PATE
	NETH			50	50	P.BAS	
COMMODITY TOTAL		695		50	745		TOTAL DE MARCHANDISE
PAPER NES	NORW	1,542			1,542	NORV	PAPIER NDA
PAPERBOARD	NORW	32			32	NORV	CARTON
WET MACHINE BCARD	OTHER	2			2	AUTRE	CARTON EN PATE PRESSE
TEXTILE FAB.MTL NES	NORW	3			3	NORV	OUVR.EN MAT.TEXT.NDA
ORGANIC CHEMICALS NES	NETH			123	123	P.BAS	PRCD.CHIM.ORGAN.NDA
POTASH	NORW			5,600	5,600	NORV	POTASSE
PLASTIC MATERIALS	NORW	19			19	NORV	MATIERES PLASTIQUES
DYESTUFF, PIGMENT, PAINT	NORW		3		3	NORV	MAT.COLOR.PIG.PEINTURE
ASPHALTS, ROAD OILS	NORW	535			535	NORV	ASPHALTE, BITUME LIQD.
PLATE & SHEET STEEL	NORW	591			591	NORV	TILES, FEUILLES D'ACIER
STRUCTURAL SHAPES	NORW	49			49	NORV	PROFILES DE CONSTRUCT.
RAILS & TRACK MATERIAL	DENMK	2,425			2,425	DANMK	RAILS, MAT.VOIE FERREE
WIRE	NETH			16	16	P.BAS	FIL METALLIQUE
ZINC AND ALLOYS	NORW	719			719	NORV	ZINC ET ALLIAGES
METAL FAB.BASIC PROD.	NORW	191			191	NORV	OUVR.DE BASE EN METAL
BRICKS, TILES NES	OTHER	47			47	AUTRE	BRIQUES, TUILES NDA
CEMENT BASIC PROD.	NETH			28	28	P.BAS	OUVR.DE BASE CIMENT
	OTHER	1			1	AUTRE	
COMMODITY TOTAL		1		28	29		TOTAL DE MARCHANDISE
MACHINERY NES	NETH			2	2	P.BAS	MACHINES NDA
	NORW	448			448	NORV	
COMMODITY TOTAL		448		2	450		TOTAL DE MARCHANDISE
TRUCKS AND CHASSIS	NETH			4	4	P.BAS	CAMIONS ET CHASSIS
MOTOR VEHICLE ENGINES	NORW	67			67	NORV	MOTEURS DE VEH.AUTOM.
EQUIPMENT MISC.	OTHER	7		1	7	NORV	MATERIEL DIVERS
COMMODITY TOTAL		7	1		8		TOTAL DE MARCHANDISE
PERSONAL, HSEHLD GOODS	NETH			7	7	P.BAS	ART.PERS.ET MENAGERS
	NORW	44			44	NORV	
COMMODITY TOTAL		44		7	51		TOTAL DE MARCHANDISE
CONTAINERS, CLOSURES	LIBER	1			1	LIBER	CONTENEURS, FERMETURES
MISC. END PRODUCTS NES	U K	6			6	R U	PRCOITS FINIS DIV.NDA
	NORW	16			16	NORV	
COMMODITY TOTAL		22			22		TOTAL DE MARCHANDISE
GENERAL CARGO	NORW	8			8	NORV	MARCHANDISES DIVERSES
COUNTRY/REGION TOTAL		7,842*	4*	87,545*	95,391*		TOTAL DE PAYS/REGION

TABLE 1. CARGOES LOADED AT CANADIAN PORTS FOR FOREIGN COUNTRIES.

TABLEAU 1. MARCHANDISES CHARGÉES DANS LES PORTS CANADIENS A DESTINATION DE PAYS ÉTRANGERS.

COUNTRY OF DESTINATION AND KIND OF CARGO	REGISTRY OF VESSEL	ATLANTIC ATLANTIQUE	GREAT LAKES GRANDS LACS	PACIFIC PACIFIQUE	TOTAL TOTAL	IMMATIC. DU NAVIRE	PAYS DE DESTINATION ET MARCHANDISE
PORT. AF. NES WHEAT	GREEK	4,591			4,591	GRECC	AF. PORT. NDA BLE
COUNTRY/REGION TOTAL		4,591*	*	*	4,591*		TOTAL DE PAYS/REGION
SENEGAL WHEAT FLOUR	U K GREEK	108 2,727			108 2,727	R U GRECC	SENEGAL FARINE DE BLE
COMMODITY TOTAL		2,835			2,835		TOTAL DE MARCHANDISE
MISC. FOOD PREP. NES	U K OTHER	1 7			1 7	R U AUTRE	DIV. PREP. ALIM. NDA
COMMODITY TOTAL		8			8		TOTAL DE MARCHANDISE
DIST. ALCOHOLIC BEV.	OTHER	1			1	AUTRE	BOISS. ALCOOL. DIST.
COTTON, TEXTILE WASTE	OTHER	6			6	AUTRE	DECHETS DE COTON, TEXT.
ANIMAL OILS, EXC. MARINE	OTHER	1,880			1,880	AUTRE	HUIL. ANIM. SAUF AN. MAR.
ZINC AND ALLOYS	U K	107			107	R U	ZINC ET ALLIAGES
MACHINERY NES	U K OTHER	1 8			1 8	R U AUTRE	MACHINES NDA
COMMODITY TOTAL		9			9		TOTAL DE MARCHANDISE
SHIPS, AIRCRAFT, MIS. VEH	OTHER	19			19	AUTRE	NAVIRES, AVIONS, VEH. DIV
EQUIPMENT MISC.	U K OTHER	2 10			2 10	R U AUTRE	MATERIEL DIVERS
COMMODITY TOTAL		12			12		TOTAL DE MARCHANDISE
PERSONAL, HOUSEHOLD GOODS	U K OTHER	16 24			16 24	R U AUTRE	ART. PERS. ET MENAGERS
COMMODITY TOTAL		40			40		TOTAL DE MARCHANDISE
MISC. END PRODUCTS NES	OTHER	15			15	AUTRE	PRODUITS FINIS DIV. NDA
GENERAL CARGO	OTHER	6			6	AUTRE	MARCHANDISES DIVERSES
COUNTRY/REGION TOTAL		4,938*	*	*	4,938*		TOTAL DE PAYS/REGION
SPANISH AFRICA PAPERBOARD	OTHER	2,092			2,092	AUTRE	AFRIQUE ESPAG. CARTON
FUEL OIL	LIBER	54,711			54,711	LIBER	MAZCUT
COUNTRY/REGION TOTAL		56,803*	*	*	56,803*		TOTAL DE PAYS/REGION
TOGO WHEAT	LIBER		3,488		3,488	LIBER	TOGO BLE
WHEAT FLOUR	OTHER	644			644	AUTRE	FARINE DE BLE
SPICES	U K	1			1	R U	ÉPICES
MISC. FOOD PREP. NES	OTHER	1			1	AUTRE	DIV. PREP. ALIM. NDA
COTTON, TEXTILE WASTE	OTHER		32		32	AUTRE	DECHETS DE COTON, TEXT.
PAPER NES	OTHER	2			2	AUTRE	PAPIER NDA
TEXTILE FAB. MTL NES	OTHER	9			9	AUTRE	OUVR. EN MAT. TEXT. NDA
ORGANIC CHEMICALS NES	OTHER	2			2	AUTRE	PRD. CHIM. ORGAN. NDA
METAL FAB. BASIC PROD.	OTHER	2			2	AUTRE	OUVR. DE BASE EN METAL
CEMENT	OTHER	19			19	AUTRE	CIMENT
NON-MET. MIN. BASIC PROD	OTHER	52			52	AUTRE	PRD. MIN. NON-MET. BASE
MACHINERY NES	OTHER	8			8	AUTRE	MACHINES NDA
EQUIPMENT MISC.	OTHER	3			3	AUTRE	MATERIEL DIVERS
PERSONAL, HOUSEHOLD GOODS	U K OTHER	1 24			1 24	R U AUTRE	ART. PERS. ET MENAGERS
COMMODITY TOTAL		25			25		TOTAL DE MARCHANDISE
GENERAL CARGO	OTHER	1			1	AUTRE	MARCHANDISES DIVERSES
COUNTRY/REGION TOTAL		769*	3,520*	*	4,289*		TOTAL DE PAYS/REGION
TUNISIA WHEAT	GREEK	14,162			14,162	GRECC	TUNISIE BLE
VEGETABLES, ORIED	OTHER	387			387	AUTRE	LEGUMES, SECS
SUGAR, NES	GREEK	5,008			5,008	GRECC	SUCRE, NDA
ASBESTOS	DENMK	452			452	DANMK	AMIANTE
SULPHUR IN ORES	ITALY LIBER	18,682 18,682		10,369	10,369 18,682	ITAL LIBER	SOUFRE EN MINERAL
COMMODITY TOTAL		18,682		10,369	29,051		TOTAL DE MARCHANDISE
LUMBER AND TIMBER	GER LIBER	2,887 5,425		4,638	7,525 5,425	ALL LIBER	BOIS D'OEUVRE ET CHARP.
COMMODITY TOTAL		8,312		4,638	12,950		TOTAL DE MARCHANDISE
NEWSPRINT PAPER	DENMK NORW LIBER OTHER	997 783 969 2,668			997 783 969 2,668	DANMK NORV LIBER AUTRE	PAPIER JOURNAL
COMMODITY TOTAL		5,417			5,417		TOTAL DE MARCHANDISE
PAPERBOARD	DENMK NORW	268 1,092			268 1,092	DANMK NORV	CARTON
COMMODITY TOTAL		1,360			1,360		TOTAL DE MARCHANDISE
ALUMINIUM	OTHER	36			36	AUTRE	ALUMINIUM
TRUCKS AND CHASSIS	OTHER	15			15	AUTRE	CAMIONS ET CHASSIS
EQUIPMENT MISC.	OTHER	50			50	AUTRE	MATERIEL DIVERS
PERSONAL, HOUSEHOLD GOODS	OTHER	2			2	AUTRE	ART. PERS. ET MENAGERS
CONTAINERIZED FREIGHT	OTHER	3			3	AUTRE	FRET CONTENEURESE
COUNTRY/REGION TOTAL		53,886*	*	15,007*	68,893*		TOTAL DE PAYS/REGION

TABLE 1. CARGOES LOADED AT CANADIAN PORTS FOR FOREIGN COUNTRIES.

TABLEAU 1. MARCHANDISES CHARGÉES DANS LES PORTS CANADIENS À DESTINATION DE PAYS ÉTRANGERS.

COUNTRY OF DESTINATION AND KIND OF CARGO	REGISTRY OF VESSEL	ATLANTIC ATLANTIQUE	GREAT LAKES GRANDS LACS	PACIFIC PACIFIQUE	TOTAL TOTAL	IMMATIC. DU NAVIRE	PAYS DE DESTINATION ET MARCHANDISE
SRI LANKA							SRI LANKA
WHEAT FLOUR	NORW OTHER			272 6,046	272 6,046	NORV AUTRE	FARINE DE BLE
COMMODITY TOTAL				6,318	6,318		TOTAL DE MARCHANDISE
MISC. FOOD PREP. NES	U K	459			459	R U	DIV. PRÉP. ALIM. NDA
ASBESTOS	U K	1,158			1,158	R U	AMIANTE
PULP	NORW			1,400	1,400	NORV	PATIE
NEWSPRINT PAPER	U K NORW	1,430			1,430	R U NORV	PAPIER JOURNAL
COMMODITY TOTAL		1,430		551	1,981		TOTAL DE MARCHANDISE
TEXTILE FAB. MTL NES	U K	147			147	R U	OUVR. EN MAT. TEXT. NDA
INORGANIC CHEMS. NES	U K	18			18	R U	PROD. CHIM. INORG. NDA
PLASTIC MATERIALS	U K	152			152	R U	MATIÈRES PLASTIQUES
PLATE & SHEET STEEL	U K	20			20	R U	TÔLES, FEUILLES D'ACIER
STRUCTURAL SHAPES	U K	5			5	R U	PROFILES DE CONSTRUCT.
METAL FAB. BASIC PROD.	U K NORW	10			10	R U NORV	OUVR. DE BASE EN METAL
COMMODITY TOTAL		10		8	18		TOTAL DE MARCHANDISE
MACHINERY NES	U K	14	18		32	R U	MACHINES NCA
RAILWAY ROLLING STOCK	U K	6			6	R U	MAT. ROUL. DE CH. DE FER
MOTOR VEHICLE ENGINES	U K		4		4	R U	MOTEURS DE VEH. AUTOM.
SHIPS, AIRCRAFT, MIS. VEH	U K				1	R U	NAVIRES, AVIONS, VEH. CIV
EQUIPMENT MISC.	U K	10	93		103	R U	MATÉRIEL DIVERS
PERSONAL, HOUSEHOLD GOODS	U K	2			2	R U	ART. PERS. ET MÉNAGERS
MISC. END PRODUCTS NES	U K	245			245	R U	PRODUITS FINIS DIV. NDA
GENERAL CARGO	U K	1	4		5	R U	MARCHANDISES DIVERSES
COUNTRY/REGION TOTAL		3,678*	119*	8,277*	12,074*		TOTAL DE PAYS/REGION
HONG KONG							HONG-KONG
LIVE ANIMALS, NES	NORW	29			29	NORV	ANIMAUX VIVANTS, NDA
MEAT, FRESH OR FROZEN	NORW U S A	124		70	194	NORV E-U	VIANDE, FRAICHE / CONG.
COMMODITY TOTAL		124		139	263		TOTAL DE MARCHANDISE
MEAT AND MEAT PREP. NES	NORW U S A			6	6	NORV E-U	VIANDES ET PRÉP. NDA
COMMODITY TOTAL				25	25		TOTAL DE MARCHANDISE
FISH, FRESH OR FROZEN	NORW U S A			31	31	NORV E-U	POISSON, FRAIS OU CONG.
COMMODITY TOTAL				205	205		TOTAL DE MARCHANDISE
FISH, CANNED	NORW	2			2	NORV	POISSON EN BOÎTES
MOLL FISH, NES	NORW U S A			8	10	NORV NORV	MOLLUSQUES CRUST., NDA
COMMODITY TOTAL				9	9		TOTAL DE MARCHANDISE
WHEAT	U K U K GREEK NORW U S A			2	11	R U R U GREEC NORV E-U	SEIGLE BLE
COMMODITY TOTAL				400	400		TOTAL DE MARCHANDISE
WHEAT FLOUR	NORW U S A OTHER	424		8,085 8,794 7,525 3,010	8,085 8,794 7,525 3,010	R U GREEC NORV E-U	FARINE DE BLE
COMMODITY TOTAL		424		27,414	27,414		TOTAL DE MARCHANDISE
BAKERY PROD. INC. FROZEN	U S A			1,212	1,636	NORV	PROD. ROUL., PROD. CONG.
MACARONI, CEREAL PROD.	NORW	11		696	696	E-U	PÂTES ALIM. PROD. CEREAL
FRESH FRUITS, BERRIES	NORW			100	100	AUTRE	FRUITS, BAIES FRAIS
FROZEN FRUITS, BERRIES	NORW			1	1	E-U	FRUITS, BAIES CONGÈLES
VEGETABLES, FRESH	NORW			40	40	NORV	LEGUMES, FRAIS
VEGETABLES, FROZEN	NORW			2	2	NORV	LEGUMES, CONGÈLES
VEGETABLE PREP. NES	NORW U S A			4	4	NORV E-U	PRÉP. DE LEGUMES NDA
COMMODITY TOTAL				10	10		TOTAL DE MARCHANDISE
SPICES	NORW U S A			2	2	NORV E-U	ÉPICES
COMMODITY TOTAL				2	2		TOTAL DE MARCHANDISE
MISC. FOOD PREP. NES	DENMK NORW U S A	4 2		3	4	DANMK NORV E-U	DIV. PRÉP. ALIM. NDA
COMMODITY TOTAL		6		1	3		TOTAL DE MARCHANDISE
GROUND CEREALS NES	DENMK U S A	4		29	29	DANMK E-U	CÉRÉALES MOUTUES NDA
COMMODITY TOTAL		4		9	9		TOTAL DE MARCHANDISE
CONC. COMPLETE FEEDS	U S A OTHER			9	13	E-U AUTRE	CONC., PROV. COMPLETES
COMMODITY TOTAL				29	29		TOTAL DE MARCHANDISE
DIST. ALCOHOLIC BEV.	GER NORW OTHER	5 28		38	67	ALL NORV AUTRE	BOISS. ALCOOL. DIST.
COMMODITY TOTAL		33		1	34		TOTAL DE MARCHANDISE
CRUDE VEG. PROD. NES	NORW			3	3	NORV	PR. BRUTS ORIG. VEG. NDA
ZINC ORE AND CONC.	NORW OTHER			150	150	NORV	MINÉRAI, CONC. DE ZINC
COMMODITY TOTAL				138	138		TOTAL DE MARCHANDISE
ORES AND CONC. NES	NORW			288	288		MINÉRAIS ET CONC. NDA
SLAG, BRASS. BY-PRODUCTS	JAPAN	2,580		1	1	NORV JAPON	POUS. GÉOL. SCOR. PROD.

TABLE 1. CARGOES LOADED AT CANADIAN PORTS FOR FOREIGN COUNTRIES.

TABLEAU 1. MARCHANDISES CHARGÉES DANS LES PORTS CANADIENS A DESTINATION DE PAYS ÉTRANGERS.

COUNTRY OF DESTINATION AND KIND OF CARGO	REGISTRY OF VESSEL	ATLANTIC ATLANTIQUE	GREAT LAKES GRANDS LACS	PACIFIC PACIFIQUE	TOTAL TOTAL	IMMATIC. DU NAVIRE	PAYS DE DESTINATION ET MARCHANDISE
HONG KONG CONT.							HONG-KONG SUITE
ASBESTOS	NORW	1,478		450	1,928	NORV	AMIANTE
CLAY MATERIALS NES	NORW	609			609	NORV	MATIERES ARGIL.NDA
CRUDE NON-MET.MIN.NES	NORW	118		8	126	NORV	MIN.NON-MET.BRUTS NDA
LEATHER	NORW	3			3	NORV	CLIR
LUMBER AND TIMBER	NORW			38	38	NORV	BOIS DŒUVRE ET CHARP.
NEWSPRINT PAPER	DENMK	1,214			1,214	DANMK	PAPIER JOURNAL
	GER	382			382	ALL	
	NORW	125		91	216	NORV	
	JAPAN	98			98	JAPCN	
COMMODITY TOTAL		1,819		91	1,910		TOTAL DE MARCHANDISE
PAPER NES	DENMK	8			8	DANMK	PAPIER NDA
	NORW			362	362	NORV	
COMMODITY TOTAL		8		362	370		TOTAL DE MARCHANDISE
PAPERBOARD	DENMK	12			12	DANMK	CARTON
	GER	16			16	ALL	
	NORW	35			35	NORV	
COMMODITY TOTAL		63			63		TOTAL DE MARCHANDISE
BLDG.PAPER AND BOARD	NORW	8			8	NORV	PLAC.CONSTR.,PAP/CART.
TEXTILE FAB.PTL NES	GER	1			1	ALL	CUVR.EN MAT.TEXT.NDA
	U S A			7	7	E-U	
COMMODITY TOTAL		1		7	8		TOTAL DE MARCHANDISE
INORGANIC CHEMS. NES	NORW	5			5	NORV	PRCD.CHIM.INORG.NDA
ORGANIC CHEMICALS NES	DENMK	43			43	DANMK	PRCD.CHIM.ORGAN.NDA
	NORW	69		25	94	NORV	
COMMODITY TOTAL		112		25	137		TOTAL DE MARCHANDISE
AGRICULTURAL CHEMICALS	U S A			54	54	E-U	PRCD.CHIM.AGRICOLES
PLASTIC MATERIALS	OTHER			23	23	AUTRE	MATIERES PLASTIQUES
CHEM.SPECIALTIES NES	GER	30			30	ALL	PRCD.CHIM.SPECIAUX NDA
	U S A			11	11	E-U	
COMMODITY TOTAL		30		11	41		TOTAL DE MARCHANDISE
PLATE & SHEET STEEL	DENMK	652			652	DANMK	TOLES,FEUILLES D'ACIER
	NORW	1,122			1,122	NORV	
COMMODITY TOTAL		1,774			1,774		TOTAL DE MARCHANDISE
WIRE	DENMK	19			19	DANMK	FIL METALLIQUE
	NORW	7			7	NORV	
COMMODITY TOTAL		26			26		TOTAL DE MARCHANDISE
ALUMINIUM	U K			1,081	1,081	R U	ALUMINIUM
	DENMK	16			16	DANMK	
	NORW	1		3,578	3,579	NORV	
	OTHER			1,933	1,933	AUTRE	
COMMODITY TOTAL		17		6,592	6,609		TOTAL DE MARCHANDISE
COPPER AND ALLOYS	NORW	123			123	NORV	CUVRE ET ALLIAGES
LEAD AND ALLOYS	NORW			130	130	NORV	PLOMB ET ALLIAGES
	OTHER			33	33	AUTRE	
COMMODITY TOTAL				163	163		TOTAL DE MARCHANDISE
ZINC AND ALLOYS	NORW			1,370	1,370	NORV	ZINC ET ALLIAGES
	U S A			218	218	E-U	
	OTHER			336	336	AUTRE	
COMMODITY TOTAL				1,924	1,924		TOTAL DE MARCHANDISE
METAL FAB.BASIC PROD.	DENMK	11			11	DANMK	CUVR.DE BASE EN METAL
	NORW	598			598	NORV	
	U S A			4	4	E-U	
	OTHER			1	1	AUTRE	
COMMODITY TOTAL		609		5	614		TOTAL DE MARCHANDISE
BRICKS,TILES NES	NORW	37			37	NORV	BRQUES,TUILES NDA
GLASS BASIC PRODUCTS	GER	23			23	ALL	CUVR.DE BASE EN VERRE
ASBESTOS BASIC PROD.	NORW	20			20	NORV	CUVR.DE BASE AMIANTE
NON-MET.MIN.BASIC PROD	NORW	18			18	NORV	PRCD.MIN.NON-MET.BASE
MACHINERY NES	GER	1			1	ALL	MACHINES NDA
	NORW	19		39	58	NORV	
	U S A			1	1	E-U	
COMMODITY TOTAL		20		40	60		TOTAL DE MARCHANDISE
MOTOR VEHICLE ENGINES	DENMK	1			1	DANMK	MCTEURS DE VEH.AUTOM.
	NORW	14		1	15	NORV	
COMMODITY TOTAL		15		1	16		TOTAL DE MARCHANDISE
RUBBER TIRES AND TUBES	NORW			19	19	NORV	PNEUS, CHAMBRES A AIR
EQUIPMENT MISC.	DENMK	1			1	DANMK	MATERIEL DIVERS
	NORW	132		4	136	NORV	
	U S A			17	17	E-U	
	OTHER			2	2	AUTRE	
COMMODITY TOTAL		133		23	156		TOTAL DE MARCHANDISE
PERSONAL,HOUSEHOLD GOODS	DENMK	4			4	DANMK	ART.PERS.ET MENAGERS
	NORW	3		183	186	NORV	
	JAPAN		1		1	JAPCN	
	U S A			7	7	E-U	
COMMODITY TOTAL		7	1	190	198		TOTAL DE MARCHANDISE
CONTAINERS,CLCSURES	NORW	99			99	NORV	CONTENEURS,FERMETURES
MISC. END PRODUCTS NES	DENMK	22			22	DANMK	PRODUITS FINIS DIV.NDA
	GER	4			4	ALL	
	NORW	20			23	NORV	
	U S A			1	1	E-U	
COMMODITY TOTAL		46		4	50		TOTAL DE MARCHANDISE
GENERAL CARGO	DENMK	5			5	DANMK	MARCHANDISES DIVERSES
	NORW			3	3	NORV	
	U S A			1	1	E-U	
COMMODITY TOTAL		5		4	9		TOTAL DE MARCHANDISE

TABLE 1. CARGOES LOADED AT CANADIAN PORTS FOR FOREIGN COUNTRIES.

TABLÉAU 1. MARCHANDISES CHARGÉES DANS LES PORTS CANADIENS À DESTINATION DE PAYS ÉTRANGERS.

COUNTRY OF DESTINATION AND KIND OF CARGO	REGISTRY OF VESSEL	ATLANTIC ATLANTIQUE	GREAT LAKES GRANDS LACS	PACIFIC PACIFIQUE	TOTAL TOTAL	IMMATIC. DU NAVIRE	PAYS DE DESTINATION ET MARCHANDISE
HONG KONG							HONG-KONG
CONTAINERIZED FREIGHT	U K			1,249	1,249	R U	FRET CONTENEURESE
	GER	4,707			4,707	ALL	
	LIBER	6,331		5,456	11,787	LIBER	
	JAPAN			493	493	JAPON	
	PANAM			9,222	9,222	PANAM	
	U S A			140	140	E-U	
	OTHER	4,077		1,249	5,326	AUTRE	
COMMODITY TOTAL		15,115		17,809	32,924		TOTAL DE MARCHANDISE
COUNTRY/REGION TOTAL		25,554*	1*	58,530*	84,085*		TOTAL DE PAYS/REGION
INDIA							INDE
CHEESE	U K	449			449	R U	FROMAGE
	OTHER	1,124			1,124	AUTRE	
COMMODITY TOTAL		1,573			1,573		TOTAL DE MARCHANDISE
MILK POWDER	OTHER	9			9	AUTRE	LAIT EN POUVRE
DAIRY PROD., EGGS, HONEY	OTHER	178			178	AUTRE	PROD. LAIT., OEUFS, MIEL
WHEAT	U K	17,444			17,444	R U	BLE
	GREEK	91,980			91,980	GRECC	
	LIBER	28,373			28,373	LIBER	
	OTHER	116,925		32,555	149,480	AUTRE	
COMMODITY TOTAL		254,722		32,555	287,277		TOTAL DE MARCHANDISE
SEEDS FOR SOWING NES	NORW			199	199	NORV	GRAINES DE SEMENCE NDA
RAPESEED	PANAM			4,984	4,984	PANAM	GRAINE DE COLZA
TEXTILE FIBRES NES	OTHER	6			6	AUTRE	FIBRES TEXTILES NDA
LEAD ORE AND CONC.	LIBER			11,550	11,550	LIBER	MINERAI, CONC. DE PLOMB
	OTHER	496		551	1,047	AUTRE	
COMMODITY TOTAL	OTHER	568		12,101	12,669	AUTRE	TOTAL DE MARCHANDISE
NICKEL-COPPER ORE	OTHER	160		54	214	AUTRE	MINERAI DE CUIVRE-NICKEL
ORES AND CONC. NES	U K	242			242	R U	MINERAIS ET CONC. NDA
ASBESTOS	OTHER	9,262		10,081	19,343	AUTRE	AMIANTE
COMMODITY TOTAL		9,504		10,081	19,585		TOTAL DE MARCHANDISE
SULPHUR IN ORES	U K			25,068	25,068	R U	SOUFRE EN MINERAI
	GREEK			32,330	32,330	GRECC	
	JAPAN			12,338	12,338	JAPON	
	OTHER			65,070	65,070	AUTRE	
COMMODITY TOTAL				134,806	134,806		TOTAL DE MARCHANDISE
COTTON, TEXTILE WASTE	U K	43	116		159	R U	DECHETS DE COTON, TEXT.
WASTE	OTHER			20,994	20,994	AUTRE	PATE
NEWSPRINT PAPER	U K	6,650			6,650	R U	PAPIER JOURNAL
	OTHER	28,134		50,823	78,957	AUTRE	
COMMODITY TOTAL		34,784		50,823	85,607		TOTAL DE MARCHANDISE
PAPER NES	U K	491			491	R U	PAPIER NDA
	OTHER	9		28	37	AUTRE	
COMMODITY TOTAL		500		28	528		TOTAL DE MARCHANDISE
WET MACHINE BOARD	OTHER	7			7	AUTRE	CARTON EN PATE PRESSE
TEXTILE FAB. MTL NES	U K	4			4	R U	OUVR. EN MAT. TEXT. NDA
VEG. OILS, FATS NES	OTHER			6,501	6,501	AUTRE	HUIL. MAT. GRAS. VEG. NDA
OILS, FATS, WAXES NES	U K	134			134	R U	HUIL. MAT. GRAS. CIRE NDA
METALLIC SALTS	U K	289			289	R U	SELS METALLIQUES
INORGANIC CHEMS. NES	U K	61	2		63	R U	PROD. CHIM. INORG. NDA
	OTHER	137		4	141	AUTRE	
COMMODITY TOTAL		198	2	4	204		TOTAL DE MARCHANDISE
GLYCOL	OTHER	11			11	AUTRE	GLYCOL
ORGANIC CHEMICALS NES	U K	135	38		173	R U	PROD. CHIM. ORGAN. NDA
	U S A			12	12	E-U	
	OTHER	22			22	AUTRE	
COMMODITY TOTAL		157	38	12	207		TOTAL DE MARCHANDISE
POTASH	U K			25,532	25,532	R U	PCTASSE
	GREEK			160,407	160,407	GRECC	
	LIBER			52,189	52,189	LIBER	
	OTHER			177,902	177,902	AUTRE	
COMMODITY TOTAL				416,030	416,030		TOTAL DE MARCHANDISE
SYNTHETIC RUBBER	U K	364	897		1,261	R U	CAOUTCHOUC SYNTHETIQUE
	OTHER	976			976	AUTRE	
COMMODITY TOTAL		1,340	897		2,237		TOTAL DE MARCHANDISE
PLASTIC MATERIALS	OTHER	9			9	AUTRE	MATIERES PLASTIQUES
CHEM. SPECIALTIES NES	OTHER			12	12	AUTRE	PROD. CHIM. SPECIAUX NDA
LUBRICATING OIL, GREASE	OTHER		350		350	AUTRE	HUIL. GRAISSE LUBRIF.
FERRO-ALLOYS	OTHER	224			224	AUTRE	FERRO-ALLIAGES
BARNS AND RODS, STEEL	OTHER	49			49	AUTRE	BARRES ET TIGES ACIER
PLATE & SHEET STEEL	U K	18			18	R U	TOLES, FEUILLES DACIER
STRUCTURAL SHAPES	U K		10		10	R U	PROFILES DE CONSTRUCT.
PIPES, TUBES: IRON, STEEL	U K		1		1	R U	TUYAUX, TUBES: FER, ACIER
	OTHER	2,002	5	3	2,010	AUTRE	
COMMODITY TOTAL		2,002	6	3	2,011		TOTAL DE MARCHANDISE
ALUMINUM	OTHER	283			283	AUTRE	ALUMINIUM
COPPER AND ALLOYS	OTHER	21			21	AUTRE	CUIVRE ET ALLIAGES
LEAD AND ALLOYS	OTHER	780		1,111	1,891	AUTRE	PLOMB ET ALLIAGES
NICKEL AND ALLOYS	U K		407		407	R U	NICKEL ET ALLIAGES
	OTHER	90			101	AUTRE	
COMMODITY TOTAL		90	407		508		TOTAL DE MARCHANDISE
ZINC AND ALLOYS	OTHER	1,354		773	2,127	AUTRE	ZINC ET ALLIAGES

TABLE 1. CARGOES LOADED AT CANADIAN PORTS FOR FOREIGN COUNTRIES.

TABLEAU 1. MARCHANDISES CHARGÉES DANS LES PORTS CANADIENS A DESTINATION DE PAYS ÉTRANGERS.

COUNTRY OF DESTINATION AND KIND OF CARGO	REGISTRY OF VESSEL	ATLANTIC ATLANTIQUE	GREAT LAKES GRANDS LACS	PACIFIC PACIFIQUE	TOTAL TOTAL	IMMATIC. DU NAVIRE	PAYS DE DESTINATION ET MARCHANDEISE
INDIA							INDE
NCN-FERROUS METALS NES	U K	130			130	R U	METEAUX NCN-FERREUX NOA
	OTHER	27		1	28	AUTRE	
COMMODITY TOTAL		157		1	158		TOTAL DE MARCHANDEISE
METAL FAB.BASIC PRCD.	U K	25	482		507	R U	OUVR.OE BASE EN METAL
	OTHER	114		30	144	AUTRE	
COMMODITY TOTAL		139	482	30	651		TOTAL DE MARCHANDEISE
ASBESTOS BASIC PRCD.	OTHER	84		491	575	AUTRE	OUVR.OE BASE AMIANTE
MACHINERY NES	U K	33	36		69	R U	MACHINES NOA
	OTHER	706		21	727	AUTRE	
COMMODITY TOTAL		739	36	21	796		TOTAL DE MARCHANDEISE
RAILWAY ROLLING STCK	U K	17			17	R U	MAT.ROUL.DE CH.DE FER
	OTHER	21			21	AUTRE	
COMMODITY TOTAL		38			38		TOTAL DE MARCHANDEISE
PASS.AUTOS AND CHASSIS	OTHER			2	2	AUTRE	VECTURES PART.,CHASSIS
MOTOR VEHICLE ENGINES	OTHER			3	11	AUTRE	MOTEURS DE VEH.AUTOM.
ROAD MOTOR VEH. NES	OTHER			19	47	AUTRE	VEH.AUTOM.MOTEURS NOA
SHIPS,AIRCRAFT,MIS.VEH	OTHER				2	AUTRE	NAVIRES,AVIONS,VEH.CIV
RUBBER TIRES AND TUBES	U K		34		34	R U	PNEUS, CHAMBRES A AIR
	OTHER				27	AUTRE	
COMMODITY TOTAL			34		61		TOTAL DE MARCHANDEISE
EQUIPMENT MISC.	U K		123		176	R U	MATERIEL DIVERS
	OTHER			42	331	AUTRE	
COMMODITY TOTAL			123	42	507		TOTAL DE MARCHANDEISE
PERSONAL,HSEHCLD GOODS	U K		3		14	R U	ART.PERS.ET MENAGERS
	NORW			4	4	NORW	
	OTHER			15	20	AUTRE	
COMMODITY TOTAL			3	19	38		TOTAL DE MARCHANDEISE
MISC. END PRODUCTS NES	U K	1,213	9		1,222	R U	PRODUITS FINIS DIV.NOA
	OTHER			38	55	AUTRE	
COMMODITY TOTAL		1,230	9	38	1,277		TOTAL DE MARCHANDEISE
GENERAL CARGO	U K		13		13	R U	MARCHANDEISES DIVERSES
	OTHER			46	92	AUTRE	
COMMODITY TOTAL			13	46	105		TOTAL DE MARCHANDEISE
COUNTRY/REGION TOTAL		312,369*	2,526*	691,794*	1,006,689*		TOTAL DE PAYS/REGION
MALAYSIA							MALAISIE
MEAT AND MEAT PREP.NES	OTHER			2	2	AUTRE	VIANDES ET PREP.NOA
FISH,FRESH OR FROZEN	U S A			1	1	E-U	POISSON,FRAIS OU CONG.
	OTHER			3	3	AUTRE	
COMMODITY TOTAL				4	4		TOTAL DE MARCHANDEISE
FISH,CANNED	OTHER			5	5	AUTRE	POISSON EN BOITES
DAIRY PROD.EGGS,HONEY	NORW	22			22	NORW	PROD.LAIT.,OEUFS,MIEL
RYE	GREEK			2,204	2,204	GRECC	SEIGLE
WHEAT	U K			3,528	3,528	R U	BLE
	GREEK			6,873	6,873	GRECC	
	NORW			4,057	4,057	NORW	
COMMODITY TOTAL				14,458	14,458		TOTAL DE MARCHANDEISE
FRUIT JUICES	U S A			5	5	E-U	JUS DE FRUIT
VEGETABLE PREP.NES	U S A			17	17	E-U	PREP. DE LEGUMES NOA
SUGAR PREPARATIONS	NORW	2			2	NORW	PREP. A BASE DE SUCRE
MISC.FOOD PREP.NES	U S A			25	25	E-U	DIV.PREP.ALIM.NOA
	OTHER			45	45	AUTRE	
COMMODITY TOTAL				70	70		TOTAL DE MARCHANDEISE
FEEDS OF ANIMAL ORIGIN	OTHER			110	110	AUTRE	PROV.DORIGINE ANIMALE
CONC.COMPLETE FEEDS	NORW	25			25	NORW	CONC.,PROV.COMPLETES
DIST.ALCOHOLIC BEV.	U S A			42	42	E-U	BOISS.ALCOOL.DIST.
TOBACCO NES	DENMK			168	168	DANMK	TABACS NOA
ASBESTOS	GER	1,364			1,364	ALL	AMIANTE
	NORW	3,692			3,931	NORW	
	OTHER			239	3,315	AUTRE	
COMMODITY TOTAL		5,056		3,554	8,610		TOTAL DE MARCHANDEISE
CRUDE NCN-MET.MIN.NES	DENMK	50			50	DANMK	MIN.NCN-MET.BRUTS NOA
PULP	NORW			393	393	NORW	PATE
	U S A			184	184	E-U	
COMMODITY TOTAL				577	577		TOTAL DE MARCHANDEISE
NEWSPRINT PAPER	U K	2,030			2,030	R U	PAPIER JOURNAL
	DENMK	56			56	DANMK	
	GER	385			385	ALL	
	NORW	205			205	NORW	
	PANAM	903			903	PANAM	
	OTHER	2,971		10,472	13,443	AUTRE	
COMMODITY TOTAL		6,550		10,472	17,022		TOTAL DE MARCHANDEISE
PAPER NES	GER	1			1	ALL	PAPIER NOA
PAPERBOARD	DENMK	135			135	DANMK	CARTON
	NORW	55			55	NORW	
COMMODITY TOTAL		190			190		TOTAL DE MARCHANDEISE
TEXTILE FAB.MTL NES	GER	7			7	ALL	OUVR.EN MAT.TEXT.NOA
METALLIC SALTS	NORW			1	1	NORW	SELS METALLIQUES
INORGANIC CHEMS. NES	GER	25			25	ALL	PROD.CHIM.INORG.NOA
	NORW	15			15	NORW	
COMMODITY TOTAL		40			40		TOTAL DE MARCHANDEISE
ORGANIC CHEMICALS NES	GER	1			1	ALL	PROD.CHIM.ORGAN.NOA
FERTILIZERS NES	GER	2			2	ALL	ENGRAIS CHIMIQUE NOA
PLASTIC MATERIALS	NORW	45			45	NORW	MATIERES PLASTIQUES

TABLE 1. CARGOES LOADED AT CANADIAN PORTS FOR FOREIGN COUNTRIES.

TABLEAU 1. MARCHANDISES CHARGÉES DANS LES PORTS CANADIENS A DESTINATION DE PAYS ÉTRANGERS.

COUNTRY OF DESTINATION AND KIND OF CARGO	REGISTRY OF VESSEL	ATLANTIC ATLANTIQUE	GREAT LAKES GRANDS LACS	PACIFIC PACIFIQUE	TOTAL TOTAL	IMMATIC. DU NAVIRE	PAYS DE DESTINATION ET MARCHANNOISE
MALAYSIA							MALAISIE
COMT. DYESTUFF, PIGMENT, PAINT	NORW	4			4	NORV	SUITE
CHEM. SPECIALTIES NES	GER	36			36	ALL	MAT. COLOR. PIG. PEINTURE
	NORW	2			2	NORV	PROD. CHIM. SPECIAUX NOA
COMMODITY TOTAL		38			38		TOTAL DE MARCHANDISE
PETROL. COAL PRCD. NES	NORW	6			6	NORV	DERIVE PETR. CHARB. NCA
PLATE & SHEET STEEL	DENMK	681			681	DANMK	TCLES, FEUILLES DACIER
	NORW	250			250	NORV	
COMMODITY TOTAL		931			931		TOTAL DE MARCHANDISE
ALUMINUM	U K			1,583	1,583	R U	ALUMINIUM
	NORW			1,935	1,935	NORV	
	OTHER			1,337	1,337	AUTRE	
COMMODITY TOTAL				4,855	4,855		TOTAL DE MARCHANDISE
COPPER AND ALLOYS	NORW	123			123	NORV	CUIVRE ET ALLIAGES
	U S A			10	10	E-U	
COMMODITY TOTAL		123		10	133		TOTAL DE MARCHANDISE
NICKEL AND ALLOYS	NORW	1			1	NORV	NICKEL ET ALLIAGES
ZINC AND ALLOYS	NORW	231			231	NORV	ZINC ET ALLIAGES
METAL FAB. BASIC PROD.	NORW	1			1	NORV	OUVR. DE BASE EN METAL
	U S A			1	1	E-U	
COMMODITY TOTAL		1		1	2		TOTAL DE MARCHANDISE
BRICKS, TILES NES	GER	69			69	ALL	BRICQUES, TUILES NDA
	NORW	6			6	NORV	
COMMODITY TOTAL		75			75		TOTAL DE MARCHANDISE
GLASS BASIC PRODUCTS	NORW	6			6	NORV	OUVR. DE BASE EN VERRE
CEMENT	NORW	5			5	NORV	CIMENT
NON-MET. MIN. BASIC PROD	DENMK	51			51	DANMK	PROD. MIN. NON-MET. BASE
MACHINERY NES	NORW	1			1	NORV	MACHINES NDA
	U S A			35	35	E-U	
	OTHER			49	49	AUTRE	
COMMODITY TOTAL		1		84	85		TOTAL DE MARCHANDISE
MOTOR VEHICLE ENGINES	GER	13			13	ALL	MOTEURS DE VEH. AUTOM.
	NORW	34			34	NORV	
COMMODITY TOTAL		47			47		TOTAL DE MARCHANDISE
SHIPS, AIRCRAFT, MIS. VEH	NORW	1			1	NORV	NAVIRES, AVIONS, VEH. DIV
EQUIPMENT MISC.	DENMK	253			253	DANMK	MATERIEL DIVERS
	NORW	10		1	11	NORV	
	OTHER			2	2	AUTRE	
COMMODITY TOTAL		263		3	266		TOTAL DE MARCHANDISE
PERSONAL, HSEHCLD GOODS	NORW	59			59	NORV	ART. PERS. ET MENAGERS
	U S A			11	11	E-U	
	OTHER			3	3	AUTRE	
COMMODITY TOTAL		59		17	76		TOTAL DE MARCHANDISE
MISC. END PRODUCTS NES	DENMK	120			120	DANMK	PRODUITS FINIS DIV. NOA
	NORW	1			1	NORV	
COMMODITY TOTAL		121			121		TOTAL DE MARCHANDISE
GENERAL CARGO	NORW			3	3	NORV	MARCHANDISES DIVERSES
CONTAINERIZED FREIGHT	GER	508			508	ALL	FRET CONTENEURESE
	LIBER	1,040			1,040	LIBER	
	U S A			1	1	E-U	
	OTHER	790			790	AUTRE	
COMMODITY TOTAL		2,338		1	2,339		TOTAL DE MARCHANDISE
COUNTRY/REGION TOTAL		16,461*	*	36,495*	52,956*		TOTAL DE PAYS/REGION
PAKISTAN							PAKISTAN
MILK POWDER	U K	314			314	R U	LAIT EN POUORE
WHEAT	GREEK			100,470	100,470	GRECC	BLE
	NORW	65,321		53,928	119,249	NORV	
	SWEDN			28,895	28,895	SUEDE	
	LIBER			43,736	43,736	LIBER	
COMMODITY TOTAL		65,321		227,029	292,350		TOTAL DE MARCHANDISE
MISC. FOOD PREP. NES	U K	946			946	R U	DIV. PREP. ALIM. NDA
RUBBER, ALLIED GUMS, NAT	OTHER	245			245	AUTRE	CACOUTHOUC GOMMES NAT.
CRUDE VEG. PRCD. NES	U K	2			2	R U	PR. BRUTS ORIG. VEG. NDA
ORES AND CONC. NES	OTHER	150			150	AUTRE	MINERAIS ET CONC. NDA
NON-FERROUS MET. SCRAP	OTHER	74			74	AUTRE	DECHETS METAL. NON FER.
ASBESTOS	OTHER	5,336			5,336	AUTRE	AMIANTE
COTTON, TEXTILE WASTE	U K	80			80	R U	DECHETS DE COTON, TEXT.
	GREEK	121			121	GRECC	
	NORW			55	55	NORV	
	U S A			49	49	E-U	
	OTHER	2,030			2,030	AUTRE	
COMMODITY TOTAL		2,231		104	2,335		TOTAL DE MARCHANDISE
WASTE AND SCRAP NES	U K	12			12	R U	DECHETS ET REBUTS NDA
	OTHER	169			169	AUTRE	
COMMODITY TOTAL		181			181		TOTAL DE MARCHANDISE
RUBBER FAB. MATERIALS	OTHER	198			198	AUTRE	DEMI-PROD. CAOUTHOUC
VENEER, PLYWOOD	OTHER	9			9	AUTRE	PLACAGES, CONTRE-PLAQ.
PULP	U K	1,180			1,180	R U	PATE
	NORW			2,312	2,312	NORV	
	OTHER	2,495			2,495	AUTRE	
COMMODITY TOTAL		3,675		2,312	5,987		TOTAL DE MARCHANDISE
NEWSPRINT PAPER	GREEK			4,920	4,920	GRECC	PAPIER JOURNAL
	LIBER			3,920	3,920	LIBER	
	OTHER			1,102	1,102	AUTRE	
COMMODITY TOTAL				9,942	9,942		TOTAL DE MARCHANDISE

TABLE 1. CARGOES LOADED AT CANADIAN PORTS FOR FOREIGN COUNTRIES.

TABLEAU 1. MARCHANDISES CHARGÉES DANS LES PORTS CANADIENS A DESTINATION DE PAYS ÉTRANGERS.

COUNTRY OF DESTINATION AND KIND OF CARGO	REGISTRY OF VESSEL	ATLANTIC ATLANTIQUE	GREAT LAKES GRANDS LACS	PACIFIC PACIFIQUE	TOTAL TOTAL	IMMATIC. DU NAVIRE	PAYS DE DESTINATION ET MARCHANDISE
PAKISTAN CONT.							PAKISTAN SUITE
BLOG.PAPER AND BOARD	OTHER	1			1	AUTRE	PLAQ.CONSTR.,PAP/CART.
TEXTILE FAB.MTL NES	OTHER	7			7	AUTRE	OUVR.EN MAT.TEXT.NDA
SYNTHETIC RUBBER	OTHER	514			514	AUTRE	CADUTCHOUQ SYNTHETIQUE
PLATE & SHEET STEEL	OTHER	50			50	AUTRE	TOLES,FEUILLES DACIER
STRUCTURAL SHAPES	U K		969		969	R U	PROFILES DE CONSTRUCT.
PIPES,TUBES:IRON,STEEL	NORW			176	176	NORV	TUYAUX,TUBES:FER,ACIER
ALUMINUM	OTHER	94			94	AUTRE	ALUMINIUM
COPPER AND ALLOYS	OTHER	3,235			3,235	AUTRE	CUIVRE ET ALLIAGES
LEAD AND ALLOYS	OTHER	1,807			1,807	AUTRE	PLCMP ET ALLIAGES
ZINC AND ALLOYS	NORW			110	110	NORV	ZINC ET ALLIAGES
	OTHER	330			330	AUTRE	
COMMODITY TOTAL		330		110	440		TOTAL DE MARCHANDISE
METAL FAB.BASIC PROD.	OTHER	282			282	AUTRE	OUVR.DE BASE EN METAL
RAILWAY ROLLING STOCK	OTHER	106			106	AUTRE	MAT.ROUL. DE CH.DE FER
MOTOR VEHICLE ENGINES	U K	1			1	R U	MOTEURS DE VEH.AUTOM.
	OTHER	102			102	AUTRE	
COMMODITY TOTAL		103			103		TOTAL DE MARCHANDISE
SHIPS,AIRCRAFT,MIS.VEH	OTHER	1			1	AUTRE	NAVIRES,AVIONS,VEH.CIV
EQUIPMENT MISC.	U K	132			132	R U	MATERIEL DIVERS
	OTHER	365			365	AUTRE	
COMMODITY TOTAL		497			497		TOTAL DE MARCHANDISE
PERSONAL,HOUSEHOLD GOODS	U K	703			703	R U	ART.PERS.ET MENAGERS
	NORW			2	2	NORV	
	OTHER	758			758	AUTRE	
COMMODITY TOTAL		1,461		2	1,463		TOTAL DE MARCHANDISE
MISC. END PRODUCTS NES	OTHER	310			310	AUTRE	PRODUITS FINIS DIV.NDA
GENERAL CARGO	OTHER	4			4	AUTRE	MARCHANDISES DIVERSES
COUNTRY/REGION TOTAL		87,484*	969*	239,675*	328,128*		TOTAL DE PAYS/REGION
SINGAPORE							SINGAPOUR
LIVE ANIMALS, NES	NORW	7			7	NORV	ANIMAUX VIVANTS, NDA
MEAT,FRESH OR FROZEN	NORW	2		59	61	NORV	VIANDE,FRAICHE / CONG.
MEAT AND MEAT PREP.NES	NORW			3	3	NORV	VIANCES ET PREP.NDA
FISH,FRESH OR FROZEN	NORW			78	78	NORV	POISSON,FRAIS OU CONG.
	U S A			1	1	E-U	
	OTHER			3	3	AUTRE	
COMMODITY TOTAL				82	82		TOTAL DE MARCHANDISE
FISH,SALTED OR CURED	DENMK	8			8	DANMK	POISSON,SALE OU FUME
FISH,CANNED	NORW			17	17	NORV	POISSON EN BOITE
	U S A			6	6	E-U	
	OTHER			12	12	AUTRE	
COMMODITY TOTAL				35	35		TOTAL DE MARCHANDISE
MILK POWDER	NORW			2	2	NORV	LAIT EN PCOURE
DAIRY PROD.EGGS,HONEY	NORW	5			5	NORV	PROD.LAIT.,OEUFS,MIEL
	U S A			1	1	E-U	
COMMODITY TOTAL		5		1	6		TOTAL DE MARCHANDISE
RYE	GREEK			2,030	2,030	GRECC	SEIGLE
	NORW			1,355	1,355	NORV	
COMMODITY TOTAL				3,385	3,385		TOTAL DE MARCHANDISE
WHEAT	GREEK			112	112	GRECC	BLE
	NORW			1,389	1,389	NORV	
COMMODITY TOTAL				1,501	1,501		TOTAL DE MARCHANDISE
FROZEN FRUITS, BERRIES	NORW			4	4	NORV	FRUITS, BAIES CONGELES
FRUIT JUICES	NORW			51	51	NORV	JUS DE FRUIT
FRUITS, PREP. CANNED	U S A			12	12	E-U	FRUITS PREP. EN BOITE
VEGETABLES, FRESH	NORW			7	7	NORV	LEGUMES, FRAIS
VEGETABLES, FROZEN	NORW			18	18	NORV	LEGUMES, CONGELES
VEGETABLES, DRIED	GER			3	3	NORV	LEGUMES, SECS
VEGETABLE PREP.NES	GER	5			5	ALL	PREP. DE LEGUMES NDA
	NORW	1		32	33	NORV	
COMMODITY TOTAL		6		32	38		TOTAL DE MARCHANDISE
SPICES	DENMK	2			2	DANMK	EPICES
MISC.FOOD PREP.NES	DENMK	17			17	DANMK	DIV.PREP.ALIM.NDA
	NORW	14		32	46	NORV	
COMMODITY TOTAL		31		32	63		TOTAL DE MARCHANDISE
CONC.COMPLETE FEEDS	NORW	16		17	33	NORV	CONC.,PROV.COMPLETES
DIST.ALCOHOLIC BEV.	NORW			25	25	NORV	BCISS.ALCOOL.DIST.
TOBACCO NES	DENMK	21			21	DANMK	TABACS NDA
CRUDE VEG.PROD.NES	NORW			5	5	NORV	PR.BRUTS ORIG.VEG.NDA
ZINC ORE AND CONC.	DENMK	329			329	DANMK	MINERAL,CONC.DE ZINC
	NORW			858	858	NORV	
	OTHER			110	110	AUTRE	
COMMODITY TOTAL		329		968	1,297		TOTAL DE MARCHANDISE
ASBESTOS	DENMK	424			424	DANMK	AMTANTE
	GER	436			436	ALL	
	GREEK	370			370	GRECC	
	NORW	1,603		234	1,837	NORV	
COMMODITY TOTAL		2,833		234	3,067		TOTAL DE MARCHANDISE
WASTE AND SCRAP NES	DENMK	402			402	DANMK	DECHETS ET REBUTS NDA
RUBBER FAB.MATERIALS	NORW	1			1	NORV	DEMI-PROD.CADUTCHOUQ
WOOD FAB.MATERIALS	NORW			1	1	NORV	DEMI-PRODUITS EN BOIS
PULP	NORW	101		801	902	NORV	PATE
	OTHER			311	311	AUTRE	
COMMODITY TOTAL		101		1,112	1,213		TOTAL DE MARCHANDISE

TABLE 1. CARGOES LOADED AT CANADIAN PORTS FOR FOREIGN COUNTRIES.

TABLEAU 1. MARCHANDISES CHARGEES DANS LES PORTS CANADIENS A DESTINATION DE PAYS ETRANGERS.

COUNTRY OF DESTINATION AND KIND OF CARGO	REGISTRY OF VESSEL	ATLANTIC ATLANTIQUE	GREAT LAKES GRANDS LACS	PACIFIC PACIFIQUE	TOTAL TOTAL	IMMATIC. DU NAVIRE	PAYS DE DESTINATION ET MARCHANDISE
SINGAPORE CONT.							SINGAPOUR SUITE
NEWSPRINT PAPER	DENMK	181			181	DANMK	PAPIER JOURNAL
	GREEK	580			580	GRECC	
	NORW	372			372	NORV	
	PANAM	977			977	PANAM	
	OTHER	1,327			19,621	AUTRE	
COMMODITY TOTAL PAPER NES		3,437		18,294	21,731		TOTAL DE MARCHANDISE PAPIER NCA
	DENMK	1			1	DANMK	
	NORW	22			22	NORV	
COMMODITY TOTAL PAPERBOARD		23			23		TOTAL DE MARCHANDISE CARTON
	GER	115			115	ALL	
	NORW	587			587	NORV	
	OTHER			2,608	2,608	AUTRE	
COMMODITY TOTAL TEXTILE FAB.MTL NES		702		2,608	3,310		TOTAL DE MARCHANDISE CUVR.EN MAT.TEXT.NDA
	NORW	6		43	49	NORV	
	U S A			1	1	E-U	
COMMODITY TOTAL DILS,FATS,WAXES NES		6		44	50		TOTAL DE MARCHANDISE HUIL.MAT.GRAS.CIRE NDA
	GREEK	5			5	GRECC	PROD.CHIM.INORG.NDA
	DENMK	35			35	DANMK	
	NORW	3			3	NORV	
COMMODITY TOTAL ORGANIC CHEMICALS NES		38			38		TOTAL DE MARCHANDISE PROD.CHIM.ORGAN.NDA
	DENMK	36			36	DANMK	
	NORW			45	45	NORV	
COMMODITY TOTAL POTASH		36		45	81		TOTAL DE MARCHANDISE POTASSE
	GREEK			15,344	15,344	GRECC	
	LIBER			11,574	11,574	LIBER	
				26,918	26,918		TOTAL DE MARCHANDISE ENGRAIS CHIMIQUE NCA
COMMODITY TOTAL FERTILIZERS NES		2			2	DANMK	MATIERES PLASTIQUES
	DENMK	11			11	NORV	MAT.COLOR.PIG.PEINTURE
	NORW	13		17	30	NORV	
	OTHER			25	25	AUTRE	
COMMODITY TOTAL CHEM.SPECIALTIES NES		13		42	55		TOTAL DE MARCHANDISE PROD.CHIM.SPECIALS NDA
	U S A			40	40	E-U	MUL.PIECES FORGES
	NORW			3	3	NORV	TCLES,FEUILLES DACIER
	DENMK	112			112	DANMK	PROFILES DE CONSTRUCT.
	NORW			40	40	NORV	
	OTHER			30	30	AUTRE	
COMMODITY TOTAL PIPES,TUBES:IRON,STEEL				70	70		TOTAL DE MARCHANDISE TLYAUX,TUBES:FER,ACIER
	NORW	17		65	82	NORV	
	OTHER			83	83	AUTRE	
COMMODITY TOTAL WIRE		17		148	165		TOTAL DE MARCHANDISE FIL METALLIQUE
	DENMK	255			255	DANMK	
	NORW			51	51	NORV	
COMMODITY TOTAL ALUMINIUM		255		51	306		TOTAL DE MARCHANDISE ALUMINIUM
	DENMK	15		100	115	DANMK	
	NORW			5	5	NORV	
	OTHER			105	120	AUTRE	
COMMODITY TOTAL COPPER AND ALLOYS		15			120		TOTAL DE MARCHANDISE CUIVRE ET ALLIAGES
	DENMK	121			121	DANMK	
	NORW	4			4	NORV	
COMMODITY TOTAL ZINC AND ALLOYS		125			125		TOTAL DE MARCHANDISE ZINC ET ALLIAGES
	DENMK	825			825	DANMK	
	NORW	621		2,147	2,768	NORV	
	OTHER			259	259	AUTRE	
COMMODITY TOTAL METAL FAB.BASIC PROD.		1,446		2,406	3,852		TOTAL DE MARCHANDISE OUVR.DE BASE EN METAL
	DENMK	38			38	DANMK	
	GER	3			3	ALL	
	NORW	8		72	80	NORV	
	OTHER			25	25	AUTRE	
COMMODITY TOTAL BRICKS,TILES NES		49		97	146		TOTAL DE MARCHANDISE BRIQUES,TUILES NDA
	NORW	183			183	NORV	PROD.MIN.NON-MET.BASE
	NORW	43			43	NORV	OUVRAGES DIVERS
	NORW	54			54	NORV	TRACTEURS
	NORW	53		53	106	NORV	MACHINES NDA
	DENMK	1			1	DANMK	
	GER	89			89	ALL	
	NORW	194		63	257	NORV	
	OTHER			24	24	AUTRE	
COMMODITY TOTAL RAILWAY ROLLING STOCK		284		87	371		TOTAL DE MARCHANDISE MAT.ROUL.DE CH.DE FER
	NORW			3	3	NORV	CAMIONS ET CHASSIS
	NORW	21		275	296	NORV	MCTEURS DE VEH.AUTOM.
	DENMK	14			14	DANMK	
	NORW	39		12	51	NORV	
	OTHER			12	12	AUTRE	
COMMODITY TOTAL SHIPS,AIRCRAFT,MIS.VEH		53		24	77		TOTAL DE MARCHANDISE NAVIRES,AVIONS,VEH.DIV
	NORW	2		18	20	NORV	PNEUS, CHAMBRES A AIR
	NORW	13			13	NORV	MATERIEL DIVERS
	DENMK	13			13	DANMK	
	GER	7			7	ALL	
	NORW	41		15	56	NORV	
	OTHER			6	6	AUTRE	
COMMODITY TOTAL PERSONAL,HOUSEHOLD GOODS		61		21	82		TOTAL DE MARCHANDISE ART.PERS.ET MENAGERS
	DENMK	20			20	DANMK	
	GER	35			35	ALL	
	NORW	76		11	87	NORV	
	U S A			113	113	E-U	
COMMODITY TOTAL		131		124	255		TOTAL DE MARCHANDISE

TABLE 1. CARGOES LOADED AT CANADIAN PORTS FOR FOREIGN COUNTRIES.

TABLEAU 1. MARCHANDISES CHARGÉES DANS LES PORTS CANADIENS A DESTINATION DE PAYS ÉTRANGERS.

COUNTRY OF DESTINATION AND KIND OF CARGO	REGISTRY OF VESSEL	ATLANTIC ATLANTIQUE	GREAT LAKES GRANDS LACS	PACIFIC PACIFIQUE	TOTAL TOTAL	IMMATIC. DU NAVIRE	PAYS DE DESTINATION ET MARCHANDISE
SINGAPORE CONT.							
MISC. END PRODUCTS NES	DENMK	17			17	DANMK	SINGAPOUR SUITE
	GER	4			4	ALL	PRCUIITS FINIS OIV.NDA
	NORW	50		3	53	NGRV	
COMMODITY TOTAL		71		3	74		TOTAL DE MARCHANDISE
CONTAINERIZED FREIGHT	GER	501			501	ALL	FRET CONTENEURESE
	LIBER	1,218			1,218	LIBER	
	OTHER	1,007		2	1,009	AUTRE	
COMMODITY TOTAL		2,726		2	2,728		TOTAL DE MARCHANDISE
COUNTRY/REGION TOTAL		13,751*	*	59,070*	72,821*		TOTAL DE PAYS/REGION
BURMA							
WHEAT	LIBER	5,890			5,890	LIBER	BIRMANIE
INORGANIC CHEMS. NES	LIBER	1			1	LIBER	BLE
CHEM. SPECIALTIES NES	U K	5			5	R U	PRCD.CHIM.INORG.NDA
EQUIPMENT MISC.	U K	7			7	R U	PRCD.CHIM.SPECIALX NDA
PERSONAL/HSEHOLD GOODS	U K	2			2	R U	MATERIEL DIVERS
PERSONAL/HSEHOLD GOODS	U K	2			2	R U	ART.PERS.ET MENAGERS
COUNTRY/REGION TOTAL		5,905*	*	*	5,905*		TOTAL DE PAYS/REGION
PEOPLE R CHINA							
WHEAT	U K			66,164	66,164	R U	REP.PCP. CHINE
	GER	34,272		68,768	103,040	ALL	BLE
	GREEK	123,789	12,714	557,307	693,810	GRECC	
	NETH	33,264			33,264	P.BAS	
	NORW			36,240	36,240	NGRV	
	SWEDN	26,656			26,656	SUEDE	
	LIBER	76,833		360,763	437,596	LIBER	
	PANAM	23,073			23,073	PANAM	
	OTHER	68,010		581,896	649,906	AUTRE	
COMMODITY TOTAL		385,897	12,714	1,671,138	2,069,749		TOTAL DE MARCHANDISE
RAW HIDES AND SKINS	GREEK	140		286	426	GRECC	PEAUX ET CUIRS BRUT
SOYA BEANS	OTHER	28,000			28,000	AUTRE	GRAINE DE SOYA
OIL SEEDS,NUTS NES	GREEK			310	310	GRECC	GRAINES,NOIX OLEAG.NDA
COPPER ORE AND CONG.	GREEK			4,960	4,960	GRECC	MINERAL,CCMC. CUIVRE
ASBESTOS	U K	46			46	R U	AMIANTE
SULPHUR IN ORES	GREEK			14,056	14,056	GRECC	SCUFRE EN MINERAL
PULP	GREEK			21,354	21,354	GRECC	PATE
NEWSPRINT PAPER	GREEK	1,338			1,338	GRECC	PAPIER JOURNAL
	OTHER	5,496			5,496	AUTRE	
COMMODITY TOTAL		6,834		140	6,834		TOTAL DE MARCHANDISE
JUTE WOVEN FABRICS	GREEK			140	140	GRECC	TISSUS DE JUTE
ANIMAL OILS,EXC.MARINE	GREEK			7,987	7,987	GRECC	HUIL.ANIM.SAUF AN.MAR.
INORGANIC CHEMS. NES	GREEK			5	5	GRECC	PRDD.CHIM.INORG.NDA
ORGANIC CHEMICALS NES	U K	110			110	R U	PRDD.CHIM.ORGAN.NDA
COMMODITY TOTAL		176			176	GRECC	
POTASH	GREEK	286		199,726	199,726	GRECC	TOTAL DE MARCHANDISE
	OTHER			18,389	18,389	AUTRE	POTASSE
COMMODITY TOTAL				218,115	218,115		TOTAL DE MARCHANDISE
FERRO-ALLOYS	GREEK	7,143			7,143	GRECC	FERRO-ALLIAGES
NICKEL AND ALLOYS	GREEK	6,851			6,851	GRECC	NICKEL ET ALLIAGES
	LIBER	6,992			6,992	LIBER	
COMMODITY TOTAL		13,843			13,843		TOTAL DE MARCHANDISE
NON-FERROUS METALS NES	GREEK	4,112		25	4,112	GRECC	METAUX NON-FERREUX NDA
METAL FAB.BASIC PROO.	GREEK	43			43	GRECC	CUVR.OE BASE EN METAL
TRACTORS	GREEK	116			116	GRECC	TRACTEURS
MACHINERY NES	GREEK			137	137	GRECC	MACHINES NCA
SHIPS,AIRCRAFT,MIS.VEH	GREEK			54	54	GRECC	NAVIRES,AVIONS,VEH.OIV
EQUIPMENT MISC.	GREEK			4	4	GRECC	MATERIEL DIVERS
	OTHER	420			420	AUTRE	
COMMODITY TOTAL		420		4	424		TOTAL DE MARCHANDISE
CONTAINERS,CLOSURES	U K	227			227	R U	CONTENEURS,FERMETURES
	GREEK			1,964	1,964	GRECC	
COMMODITY TOTAL		227		1,964	2,191		TOTAL DE MARCHANDISE
MISC. END PRODUCTS NES	GREEK			1	1	GRECC	PRDDITS FINIS DIV.NDA
GENERAL CARGO	GREEK			43	43	GRECC	MARCHANDISES OIVERSES
	LIBER	2,782			2,782	LIBER	
COMMODITY TOTAL		2,782		43	2,825		TOTAL DE MARCHANDISE
CONTAINERIZED FREIGHT	JAPAN			3	3	JAPON	FRET CONTENEURESE
COUNTRY/REGION TOTAL		449,889*	12,714*	1,940,582*	2,403,185*		TOTAL DE PAYS/REGION
INDONESIA							
WHEAT	U K			31,276	31,276	R U	INDONESIE
	GREEK			38,198	38,198	GRECC	BLE
	NORW			39,990	39,990	NORV	
	LIBER			32,889	32,889	LIBER	
COMMODITY TOTAL				142,353	142,353		TOTAL DE MARCHANDISE
DIST.ALCOHOLIC BEV.	DENMK	2			2	DANMK	BOISS.ALCOOL.OIST.
ASBESTOS	OENMK	301			301	DANMK	AMIANTE
	GREEK	2,100			2,100	GRECC	
	NORW	586			586	NORV	

TABLE 1. CARGOES LOADED AT CANADIAN PORTS FOR FOREIGN COUNTRIES.

TABLEAU 1. MARCHANDISES CHARGEES DANS LES PORTS CANADIENS A DESTINATION DE PAYS ETRANGERS.

COUNTRY OF ORIGIN AND KIND OF CARGO	REGISTRY OF VESSEL	ATLANTIC ATLANTIQUE	GREAT LAKES GRANDS LACS	PACIFIC PACIFIQUE	TOTAL TOTAL	IMMATIC. DU NAVIRE	PAYS DE DESTINATION ET MARCHANDISE
INDONESIA	CONT.						INDONESIE SUITE
	LIBER	487			487	LIBER	
	JAPAN	540			540	JAPCN	
	OTHER			601	601	AUTRE	
COMMODITY TOTAL		4,014		601	4,615		TOTAL DE MARCHANDISE
CLAY MATERIALS NES	NORW	304			304	NORV	MATIERES ARGIL. NOA
SALT	NORW			541	541	NORV	SEL
SULPHUR IN CRES	OTHER			7,500	7,500	AUTRE	SOUFRE EN MINERAI
PULP	NORW			710	710	NORV	PATE
NEWSPRINT PAPER	GREEK	1,500			1,500	GRECC	PAPIER JOURNAL
	LIBER	500			500	LIBER	
	JAPAN	400			400	JAPCN	
	U S A			519	519	E-U	
	OTHER			15,960	15,960	AUTRE	
COMMODITY TOTAL		2,400		16,479	18,879		TOTAL DE MARCHANDISE
PAPER NES	U S A			425	425	E-U	PAPIER NOA
PAPERBOARD	DENMK	735			735	DANMK	CARTON
	LIBER			1,627	1,627	LIBER	
COMMODITY TOTAL		735		1,627	2,362		TOTAL DE MARCHANDISE
TEXTILE FAB.MTL NES	OTHER			2	2	AUTRE	CUVR. EN MAT. TEXT. NOA
METALLIC SALTS	NORW			411	411	NORV	SELS METALLIQUES
	U S A			101	101	E-U	
	OTHER			112	112	AUTRE	
COMMODITY TOTAL				624	624		TOTAL DE MARCHANDISE
FERTILIZERS NES	GREEK			8,344	8,344	GRECC	ENGRAIS CHIMIQUE NOA
	LIBER			28,108	28,108	LIBER	
COMMODITY TOTAL				36,452	36,452		TOTAL DE MARCHANDISE
CHEM. SPECIALTIES NES	OTHER			3	3	AUTRE	PROC. CHIM. SPECIAUX NOA
PLATE & SHEET STEEL	DENMK	65			65	DANMK	TCLES, FEUILLES D'ACIER
STRUCTURAL SHAPES	JAPAN		2,099		2,099	JAPCN	PROFILES DE CONSTRUCT.
WIRE	NORW			11	11	NORV	FIL METALLIQUE
ALUMINIUM	U K			175	175	R U	ALUMINIUM
	NORW			318	318	NORV	
	OTHER			349	349	AUTRE	
COMMODITY TOTAL				842	842		TOTAL DE MARCHANDISE
COPPER AND ALLOYS	DENMK	220			220	DANMK	CUIVRE ET ALLIAGES
NICKEL AND ALLOYS	DENMK	220			220	DANMK	NICKEL ET ALLIAGES
METAL FAB. BASIC PROD.	DENMK	6			6	DANMK	CUVR. DE BASE EN METAL
	NORW			2	2	NORV	
COMMODITY TOTAL		6		2	8		TOTAL DE MARCHANDISE
MACHINERY NES	DENMK	24			24	DANMK	MACHINES NOA
	NORW			200	200	NORV	
	U S A			3	3	E-U	
	OTHER			39	39	AUTRE	
COMMODITY TOTAL		24		242	266		TOTAL DE MARCHANDISE
TRUCKS AND CHASSIS	NORW			178	178	NORV	CAMIONS ET CHASSIS
MOTOR VEHICLE ENGINES	NORW	12			12	NORV	MOTEURS DE VEH. AUTOM.
ROAD MOTOR VEH. NES	NORW			80	80	NORV	VEH. AUTOM. ROUTIERS NOA
EQUIPMENT MISC.	JAPAN		1		1	JAPCN	MATERIEL DIVERS
	OTHER			6	6	AUTRE	
COMMODITY TOTAL			1	6	7		TOTAL DE MARCHANDISE
PERSONAL, HOUSEHOLD GOODS	DENMK	4			4	DANMK	ART. PERS. ET MENAGERS
	NORW			1	1	NORV	
	OTHER			4	4	AUTRE	
COMMODITY TOTAL		4		5	9		TOTAL DE MARCHANDISE
MISC. END PRODUCTS NES	OTHER			1	1	AUTRE	PRCDUITS FINIS DIV. NOA
COUNTRY/REGION TOTAL		8,006*	2,100*	208,684*	218,790*		TOTAL DE PAYS/REGION
JAPAN							JAPON
FISH, FRESH OR FROZEN	JAPAN			3,215	3,215	JAPON	POISSON, FRAIS OU CONG.
SHELL FISH, NES	JAPAN			936	936	JAPCN	MOLLUSQUES CRUST., NOA
BARLEY	U K			17,779	17,779	R U	ORGE
	GREEK			149,141	149,141	GRECC	
	LIBER			313,620	313,620	LIBER	
	JAPAN			149,052	149,052	JAPON	
	PANAM			35,283	35,283	PANAM	
	OTHER			121,523	121,523	AUTRE	
COMMODITY TOTAL				786,398	786,398		TOTAL DE MARCHANDISE
CORN	DENMK	7,000			7,000	DANMK	MAIS
RYE	U K			221	221	R U	SEIGLE
	GER			1,541	1,541	ALL	
	GREEK			1,726	1,726	GRECC	
	NETH			1,571	1,571	P. BAS	
	NORW			1,570	1,570	NORV	
	LIBER			9,611	9,611	LIBER	
	JAPAN			628	628	JAPCN	
	PANAM			2,014	2,014	PANAM	
	OTHER			3,613	3,613	AUTRE	
COMMODITY TOTAL				22,495	22,495		TOTAL DE MARCHANDISE
WHEAT	U K			54,199	54,199	R U	BLE
	DENMK			16,330	16,330	DANMK	
	GREEK			438,593	438,593	GRECC	
	NORW			16,050	16,050	NORV	
	LIBER	5,488		704,880	710,368	LIBER	
	JAPAN			295,130	295,130	JAPCN	

TABLE 1. CARGOES LOADED AT CANADIAN PORTS FOR FOREIGN COUNTRIES.

TABLEAU 1. MARCHANDISES CHARGEES DANS LES PORTS CANADIENS A DESTINATION DE PAYS ETRANGERS.

COUNTRY OF DESTINATION AND KIND OF CARGO	REGISTRY OF VESSEL	ATLANTIC ATLANTIQUE	GREAT LAKES GRANDS LACS	PACIFIC PACIFIQUE	TOTAL TOTAL	IMMATIC. DU NAVIRE	PAYS DE DESTINATION ET MARCHANDISE
JAPAN CONT.	PANAM			65,119	65,119	PANAM	JAPON SUITE
	OTHER			178,749	178,749	AUTRE	
COMMODITY TOTAL		5,488		1,766,050	1,771,538		TOTAL DE MARCHANDISE CEREALES NON MOUL., NDA
CEREALS UNMILLED, NES	U K			6,937	6,937	R U	
	NORW			1,494	1,494	NORV	
	JAPAN			2,204	2,204	JAPON	
	OTHER			1,433	1,433	AUTRE	
COMMODITY TOTAL				12,068	12,068		TOTAL DE MARCHANDISE CIV. PREP. ALIM. NDA
MISC. FOOD PREP. NES	U S A			6	6	E-U	ECCLOSURES, CRTBLURES, BAL
HULLS, SCREENINGS, CHAFF	GREEK			1,157	1,157	GRECC	
	NORW			7,262	7,262	NORV	
	LIBER			27,461	27,461	LIBER	
COMMODITY TOTAL				35,880	35,880		TOTAL DE MARCHANDISE SCN, ISSUES DE CEREALES
BRAN, SHORTS, MIDDINGS	U K			4,500	4,500	R U	
	OTHER			5,599	5,599	AUTRE	
COMMODITY TOTAL				10,099	10,099		TOTAL DE MARCHANDISE CEREALES MCLUES NDA
GROUND CEREALS NES	OTHER			1,570	1,570	AUTRE	FAR. TOURT. DLEAG. NDA
OIL SEED MEAL, CAKE NES	LIBER			2,420	2,420	LIBER	PROV. D'ORIGINE VEGETALE
FEEDS, VEGETABLE ORIGIN	U K	22,176		22,176	22,176	R U	
	NORW			1,226	1,226	NORV	
	LIBER			19,870	19,870	LIBER	
	JAPAN			19,304	19,304	JAPON	
	PANAM			7,523	7,523	PANAM	
	U S A			6,644	6,644	E-U	
	OTHER			3,903	3,903	AUTRE	
COMMODITY TOTAL		22,176		58,470	80,646		TOTAL DE MARCHANDISE CCNC., PRDV. COMPLETES
CONC. COMPLETE FEEDS	U K			18,512	18,512	R U	
	GER			1,852	1,852	ALL	
	GREEK			5,766	5,766	GRECC	
	NETH			7,593	7,593	P. BAS	
	NORW			2,005	2,005	NORV	
	LIBER			50,522	50,522	LIBER	
	JAPAN			11,605	11,605	JAPON	
	PANAM			22,625	22,625	PANAM	
	CAN			6,500	6,500	CAN	
	OTHER			52,093	52,093	AUTRE	
COMMODITY TOTAL				179,073	179,073		TOTAL DE MARCHANDISE GRAINE DE LIN
FLAXSEED	U K			14,271	14,271	R U	
	GER			1,819	1,819	ALL	
	GREEK			13,222	13,222	GRECC	
	NORW			21,654	21,654	NORV	
	LIBER			21,833	21,833	LIBER	
	JAPAN			1,852	1,852	JAPON	
	U S A			470	470	E-U	
COMMODITY TOTAL				75,121	75,121		TOTAL DE MARCHANDISE GRAINE DE MOUTARDE
MUSTARD SEED	U K			2,295	2,295	R U	
	NORW			1,720	1,720	NORV	
	LIBER			7,217	7,217	LIBER	
	JAPAN			3,069	3,069	JAPON	
	PANAM			2,028	2,028	PANAM	
	OTHER			120	120	AUTRE	
COMMODITY TOTAL				16,449	16,449		TOTAL DE MARCHANDISE GRAINE DE COLZA
RAPESEED	U K			111,861	111,861	R U	
	DENMK			8,413	8,413	DANMK	
	GER			14,195	14,195	ALL	
	GREEK			94,588	94,588	GRECC	
	NETH			14,990	14,990	P. BAS	
	NORW			72,674	72,674	NORV	
	LIBER			190,278	190,278	LIBER	
	JAPAN			36,450	36,450	JAPON	
	PANAM			26,263	26,263	PANAM	
	U S A			11,146	11,146	E-U	
	OTHER			26,554	26,554	AUTRE	
COMMODITY TOTAL				607,412	607,412		TOTAL DE MARCHANDISE GRAINE DE SOYA
SOYA BEANS	GREEK	30,935			30,935	GRECC	
	NORW				33,000	NORV	
	LIBER				26,110	LIBER	
	PANAM				13,920	PANAM	
COMMODITY TOTAL		103,965			103,965		TOTAL DE MARCHANDISE BILLES
LOGS	LIBER			34,135	34,135	LIBER	
	JAPAN			130,307	130,307	JAPON	
	PANAM			51,198	51,198	PANAM	
COMMODITY TOTAL				215,640	215,640		TOTAL DE MARCHANDISE BCIS A PATE
PULPHOOD	JAPAN			237,764	237,764	JAPON	FIBRES TEXTILES NDA
TEXTILE FIBRES NES	U K			525	525	R U	MINERAI, CONC. CUIVRE
COPPER ORE AND CONC.	U K			2,400	2,400	R U	
	GREEK	8,578		97,617	106,195	GRECC	
	NORW			130,810	130,810	NORV	
	SWEDN			104,323	104,323	SUEDE	
	LIBER			201,234	201,234	LIBER	
	JAPAN			292,074	292,074	JAPON	
	PANAM			80,844	80,844	PANAM	
	OTHER			116,102	116,102	AUTRE	
COMMODITY TOTAL		8,578		1,025,404	1,033,982		TOTAL DE MARCHANDISE MINERAI, CONC. DE FER
IRON ORE AND CONC	U K	1,452,278			1,452,278	R U	
	GREEK			161,720	161,720	GRECC	

TABLE 1. CARGOES LOADED AT CANADIAN PORTS FOR FOREIGN COUNTRIES.

TABEAU 1. MARCHANDISES CHARGÉES DANS LES PORTS CANADIENS A DESTINATION DE PAYS ÉTRANGERS.

COUNTRY OF DESTINATION AND KIND OF CARGO	REGISTRY OF VESSEL	ATLANTIC ATLANTIQUE	GREAT LAKES GRANDS LACS	PACIFIC PACIFIQUE	TOTAL TOTAL	IMMATIC. DU NAVIRE	PAYS DE DESTINATION ET MARCHANDISE
JAPAN CONT.							JAPON SUITE
	NORW	276,640		27,371	304,011	NORV	
	SWEON			50,540	50,540	SUECE	
	LIBER	591,132			591,132	LIBER	
	JAPAN	1,076,241		628,519	1,704,760	JAPON	
	U S A	122,640			122,640	E-U	
	OTHER			141,944	141,944	AUTRE	
COMMODITY TOTAL LEAD ORE AND CONC.		3,518,931		1,010,094	4,529,025		TOTAL DE MARCHANDISE MINERAI, CONC. DE PLUMB
	GREEK			6,720	6,720	GRECC	
	NORW			8,207	8,207	NORV	
	LIBER			4,000	4,000	LIBER	
	OTHER			3,000	3,000	AUTRE	
COMMODITY TOTAL TITANIUM ORE		26,508		21,927	21,927		TOTAL DE MARCHANDISE MINERAI DE TITANE
	NORW	26,508			26,508	NORV	
	LIBER	90,936			90,936	LIBER	
	JAPAN	25,245			25,245	JAPCN	
	PANAM	26,656			26,656	PANAM	
	OTHER	33,520			33,520	AUTRE	
COMMODITY TOTAL ZINC ORE AND CONC.		202,865		2,389	202,865		TOTAL DE MARCHANDISE MINERAI, CONC. DE ZINC
	U K			2,389	2,389	R U	
	NORW	27,515			27,515	NORV	
	SWEON	70,659		5,982	76,641	SUEDE	
	LIBER			32,225	32,225	LIBER	
	JAPAN			16,069	16,069	JAPCN	
	OTHER			33,201	33,201	AUTRE	
COMMODITY TOTAL IRON AND STEEL SCRAP SLAG, DRESS, BY-PRODUCTS		98,174		89,866	188,040		TOTAL DE MARCHANDISE DECHETS DE FER, D'ACIER POUSS. GUEUL. SCCR. PROD.
	OTHER	5,001			5,001	AUTRE	
	LIBER	19,040			19,040	LIBER	
	JAPAN	31,780			31,780	JAPON	
COMMODITY TOTAL COAL, BITUMINEOUS		50,820			50,820		TOTAL DE MARCHANDISE CHARBON BITUMINEUX
	U K			445,439	445,439	R U	
	GREEK			966,810	966,810	GRECC	
	ITALY			135,854	135,854	ITAL	
	NETH			46,397	46,397	P.BAS	
	NORW			672,843	672,843	NORV	
	SWEON			148,908	148,908	SUECE	
	LIBER			1,506,913	1,506,913	LIBER	
	JAPAN			4,002,567	4,002,567	JAPCN	
	PANAM			381,261	381,261	PANAM	
	OTHER			448,234	448,234	AUTRE	
COMMODITY TOTAL ASBESTOS		1,450		8,755,226	8,755,226		TOTAL DE MARCHANDISE AMIANTE
	GREEK	1,450			1,450	GRECC	
	NETH	8,651			8,651	P.BAS	
	NORW	2,597			2,597	NORV	
	LIBER	5,348			5,348	LIBER	
	OTHER	1,184			1,184	AUTRE	
COMMODITY TOTAL SULPHUR IN ORES		19,230			19,230		TOTAL DE MARCHANDISE SOUFRE EN MINERAI
	GREEK			14,035	14,035	GRECC	
	LIBER			30,041	30,041	LIBER	
COMMODITY TOTAL LUMBER AND TIMBER				44,076	44,076		TOTAL DE MARCHANDISE BCIS DOEUVRE ET CHARP.
	U K			175,584	175,584	R U	
	NORW			81,332	81,332	NORV	
	SWEON			3,355	3,355	SUEDE	
	LIBER			157,030	157,030	LIBER	
	JAPAN			46,185	46,185	JAPCN	
	PANAM			34,701	34,701	PANAM	
	OTHER			134,248	134,248	AUTRE	
COMMODITY TOTAL SHINGLES AND SHAKES VENEER, PLYWOOD				632,435	632,435		TOTAL DE MARCHANDISE BARREAUX, BARD. FACADE PLACAGES, CONTRE-PLAC.
	LIBER			165	165	LIBER	
	U K			11	11	R U	
	NORW			91	91	NORV	
	OTHER			2	2	AUTRE	
COMMODITY TOTAL PULP				104	104		TOTAL DE MARCHANDISE PATE
	U K			89,717	89,717	R U	
	GREEK	1,098			1,098	GRECC	
	NETH	2,401			2,401	P.BAS	
	NORW	23,651		270,863	294,514	NORV	
	LIBER	51,028		6,928	57,956	LIBER	
	JAPAN			2,439	2,439	JAPCN	
	PANAM	537		3,430	3,967	PANAM	
	OTHER			74,711	74,711	AUTRE	
COMMODITY TOTAL NEWSPRINT PAPER		78,715		448,088	526,803		TOTAL DE MARCHANDISE PAPIER JOURNAL
	NORW			9,476	9,476	NORV	
	LIBER	5,533			5,533	LIBER	
	JAPAN	2,066			2,066	JAPON	
	OTHER			4,736	4,736	AUTRE	
COMMODITY TOTAL PAPER NES		7,599		14,212	21,811		TOTAL DE MARCHANDISE PAPIER NDA
	U K			5,200	5,200	R U	
	NORW			5,764	5,764	NORV	
	OTHER			1,833	1,833	AUTRE	
COMMODITY TOTAL PAPERBOARD				12,797	12,797		TOTAL DE MARCHANDISE CARTON
	U K			16,715	16,715	R U	
	NORW			7,886	7,886	NORV	
	OTHER			7,919	7,919	AUTRE	
COMMODITY TOTAL TEXTILE FAB. MTL NES ANIMAL OILS, EXC. MARINE		15		32,520	32,520		TOTAL DE MARCHANDISE OUVR. EN MAT. TEXT. NDA HUIL. ANIM. SAUF AN. MAR.
	NORW			15	15	NORV	
	U K			6,922	6,922	R U	

TABLE 1. CARGOES LOADED AT CANADIAN PORTS FOR FOREIGN COUNTRIES.

TABLEAU 1. MARCHANDISES CHARGÉES DANS LES PORTS CANADIENS A DESTINATION DE PAYS ÉTRANGERS.

COUNTRY OF DESTINATION AND KIND OF CARGO	REGISTRY OF VESSEL	ATLANTIC ATLANTIQUE	GREAT LAKES GRANDS LACS	PACIFIC PACIFIQUE	TOTAL TOTAL	IMMATIC. OU NAVIRE	PAYS DE DESTINATION ET MARCHANDISE
JAPAN CONT.							JAPDN SUITE
	LIBER JAPAN			4,840	4,840	LIBER JAPON	
				982	982		
COMMODITY TOTAL				12,744	12,744		TOTAL DE MARCHANDISE
VEG.OILS,FATS NES	U K			908	908	R U	HUIL.MAT.GRAS.VEG.NDA
OILS,FATS,WAXES NES	U K			770	770	R U	HUIL.MAT.GRAS.CIRE NDA
	SWEDN			992	992	SUEDE	
	LIBER			1,212	1,212	LIBER	
COMMODITY TOTAL				2,974	2,974		TOTAL DE MARCHANDISE
POTASH	GER			20,663	20,663	ALL	PCTASSE
	GREEK			100,341	100,341	GRECC	
	LIBER			160,560	160,560	LIBER	
	JAPAN			219,287	219,287	JAPON	
	PANAM			158,289	158,289	PANAM	
	OTHER			111,985	111,985	AUTRE	
COMMODITY TOTAL				771,125	771,125		TOTAL DE MARCHANDISE
FERTILIZERS NES	OTHER			9,398	9,398	AUTRE	ENGRAIS CHIMIQUE NOA
DYESTUFF,PIGMENT,PAINT	OTHER			5	5		MAT.COLOR.PIG.PEINTURE
GASOLINE	JAPAN			47,737	47,737	JAPON	ESSENCE
COKE	LIBER			44,800	44,800	LIBER	COKE
	JAPAN			42,785	42,785	JAPON	
	PANAM			42,560	42,560	PANAM	
	OTHER			12,200	12,200	AUTRE	
COMMODITY TOTAL				142,345	142,345		TOTAL DE MARCHANDISE
PETROL.COAL PRCC.NES	NORW			11,089	11,089	NORV	DERIVE PETR.CHARB.NDA
	JAPAN			136,414	136,414	JAPON	
	OTHER			31,680	31,680	AUTRE	
COMMODITY TOTAL				179,183	179,183		TOTAL DE MARCHANDISE
PIG IRON	GER	21,280			21,280	ALL	FER EN GUEUSE
BARS AND RODS,STEEL	JAPAN		18		18	JAPON	BARRES ET TIGES ACIER
PLATE & SHEET STEEL	NORW	31			31	NORV	TOLES,FEUILLES DACIER
STRUCTURAL SHAPES	NORW	1			1	NORV	PROFILES DE CONSTRUCT.
ALUMINIUM	U K			25,691	25,691	R U	ALUMINIUM
	NORW			32,424	32,424	NORV	
	OTHER			29,591	29,591	AUTRE	
COMMODITY TOTAL				87,706	87,706		TOTAL DE MARCHANDISE
METAL FAB.BASIC PROD.	OTHER			1	1	AUTRE	CUVR.DE BASE EN METAL
MOTOR VEHICLE ENGINES	JAPAN		1		1	JAPON	MOTEURS DE VEH.AUTOM.
ROAD MOTOR VEH. NES	OTHER			2	2	AUTRE	VEH.AUTOM.RGUTTERS NDA
EQUIPMENT MISC.	OTHER			3	3	AUTRE	MATERIEL CIVERS
MISC. END PRODUCTS NES	JAPAN		1		1	JAPON	PRODUITS FINIS DIV.NDA
GENERAL CARGO	LIBER	16			16	LIBER	MARCHANDISES DIVERSES
CONTAINERIZED FREIGHT	GER	13,484			13,484	ALL	FRET CONTENEURESE
	LIBER	25,382			25,382	LIBER	
	JAPAN	79,576			205,375	JAPON	
	PANAM			2,054	2,054	PANAM	
	OTHER	16,974			10,298	AUTRE	
COMMODITY TOTAL		135,416		217,727	353,143		TOTAL DE MARCHANDISE
COUNTRY/REGION TOTAL		4,285,301*	20*	17,590,363*	21,875,684*		TOTAL DE PAYS/REGION
KOREA - NORTH							COREE DU NORD
WHEAT	U K			12,785	12,785	R U	BLE
	GREEK			99,673	99,673	GRECC	
	NETH			36,941	36,941	P.BAS	
	JAPAN			17,803	17,803	JAPON	
	OTHER			30,196	30,196	AUTRE	
COMMODITY TOTAL				197,398	197,398		TOTAL DE MARCHANDISE
COUNTRY/REGION TOTAL		*	*	197,398*	197,398*		TOTAL DE PAYS/REGION
KOREA - SOUTH							COREE DU SUD
FISH,FRESH OR FROZEN	JAPAN			964	964	JAPON	POISSON,FRAIS OU CONG.
	OTHER			588	588	AUTRE	
COMMODITY TOTAL				1,552	1,552		TOTAL DE MARCHANDISE
BARLEY	LIBER			2,894	2,894	LIBER	DRGE
	U S A			80	80	E-U	
COMMODITY TOTAL				2,974	2,974		TOTAL DE MARCHANDISE
MISC.FOOD PREP.NES	U S A			4	4	E-U	DIV.PREP.ALIM.NDA
RAW HIDES AND SKINS	U S A			106	106	E-U	PEAUX ET CUIRS BRUT
IRON AND STEEL SCRAP	LIBER	6,955	11,857		18,812	LIBER	CECHETS DE FER, DACIER
	U S A			36	36	E-U	
COMMODITY TOTAL		6,955	11,857	36	18,848		TOTAL DE MARCHANDISE
COAL,BITUMINOUS	JAPAN			34,720	34,720	JAPON	CHARBON BITUMINEUX
ASBESTOS	GREEK	2,800			2,800	GRECC	AMIANTE
	NETH	5,447			5,447	P.BAS	
	LIBER	3,477			3,477	LIBER	
	OTHER	1,000			1,000	AUTRE	
COMMODITY TOTAL		12,724			12,724		TOTAL DE MARCHANDISE
SULPHUR IN ORES	U K			2,464	2,464	R U	SCUFRE EN MINERAI
	NORW			18,040	18,040	NORV	
	LIBER			37,420	37,420	LIBER	
	JAPAN			5,516	5,516	JAPON	
	PANAM			49,755	49,755	PANAM	
	OTHER			67,972	67,972	AUTRE	
COMMODITY TOTAL				181,167	181,167		TOTAL DE MARCHANDISE

TABLE 1. CARGOES LOADED AT CANADIAN PORTS FOR FOREIGN COUNTRIES.

TABLEAU 1. MARCHANDISES CHARGÉES DANS LES PORTS CANADIENS A DESTINATION DE PAYS ÉTRANGERS.

COUNTRY OF DESTINATION AND KIND OF CARGO	REGISTRY OF VESSEL	ATLANTIC ATLANTIQUE	GREAT LAKES GRANDS LACS	PACIFIC PACIFIQUE	TOTAL TOTAL	IMMATIC. DU NAVIRE	PAYS DE DESTINATION ET MARCHANDISE
KOREA - SOUTH CONT. COTTON, TEXTILE WASTE WASTE AND SCRAP NES	U S A U K LIBER			3 237	3 237	E-U R U LIBER	COREE DU SUD SUITE DECHETS DE COTON, TEXT. DECHETS ET REBUTS NDA
COMMODITY TOTAL		1,548		237	1,785		TOTAL DE MARCHANDISE
PULP	GREEK NETH LIBER PANAM U S A OTHER	7,461 1,301 1,957 6,340		7,179	7,461 1,301 9,136 6,340	GRECC P.BAS LIBER PANAM E-U AUTRE	TOTAL DE MARCHANDISE
COMMODITY TOTAL		4,400		3,326	7,726		TOTAL DE MARCHANDISE
JUTE WOVEN FABRICS ANIMAL OILS, EXC. MARINE	U S A U S A OTHER	21,459		44	44	E-U E-U AUTRE	TISSUS DE JUTE HUIL. ANIM. SAUF AN. MAR.
COMMODITY TOTAL				876	876		TOTAL DE MARCHANDISE
ORGANIC CHEMICALS NES PCTASH	U S A U K GREEK LIBER JAPAN PANAM OTHER			26 16,800 29,000 108,540 17,918 25,338 30,797	26 16,800 29,000 108,540 17,918 25,338 30,797	E-U R U GRECC LIBER JAPAN PANAM AUTRE	PROD. CHIM. ORGAN. NDA POTASSE
COMMODITY TOTAL				228,393	228,393		TOTAL DE MARCHANDISE
FERTILIZERS NES WIRE	U K U S A U K			23,113 11	23,113 11	R U E-U R U	ENGRAIS CHIMIQUE NDA FIL METALLIQUE
ALUMINUM	U S A OTHER	1,000		1,000	1,000	E-U AUTRE	ALUMINIUM
COMMODITY TOTAL		1,000		2,100	3,100		TOTAL DE MARCHANDISE
METAL FAB. BASIC PRCD. BRICKS, TILES NES	U S A NETH	226		2	226	E-U P.BAS	CUVR. DE BASE EN METAL BRICKS, TUILLES NDA
PERSONAL, HOUSEHOLD GOODS MISC. END PRODUCTS NES	U S A U S A U S A			270 1 1	270 1 1	E-U E-U E-U	ART. PERS. ET MENAGERS PRODUITS FINIS DIV. NDA
GENERAL CARGO CONTAINERIZED FREIGHT	GER LIBER JAPAN U S A OTHER	3,605 4,275		1,217 11	3,605 4,275 1,217 11	ALL LIBER JAPAN E-U AUTRE	MARCHANDISES DIVERSES FRET CONTENEURESE
COMMODITY TOTAL		4,567		1,228	4,567		TOTAL DE MARCHANDISE
COUNTRY/REGION TOTAL		56,359*	11,857*	512,301*	580,517*		TOTAL DE PAYS/REGION
PHILIPPINES MEAT, FRESH OR FROZEN FISH, FRESH OR FROZEN WHEAT	U S A NORW U K GREEK LIBER OTHER			300 2 16,374 42,000 41,101 14,252	300 2 16,374 42,000 41,101 14,252	E-U NORW R U GRECC LIBER AUTRE	PHILIPPINES VIANDE, FRAICHE / CONG. POISSON, FRAIS OU CONG. BLE
COMMODITY TOTAL				113,727	113,727		TOTAL DE MARCHANDISE
MALT AND MALT FLOUR	U K GREEK NORW			1,000 1,904 400	1,000 1,904 400	R U GRECC NORW	MALT ET FARINE DE MALT
COMMODITY TOTAL				3,304	3,304		TOTAL DE MARCHANDISE
PACARONI, CEREAL PRCD. VEGETABLES, DRIED HULLS, SCREENINGS, CHAFF FEEDS OF ANIMAL ORIGIN TOBACCO NES	NORW NORW U K U S A DENMK	1 7		672 777	672 777	NORW NORW R U E-U DANMK	PATES ALIM. PRCD. CEREAL LEGUMES, SECS ECCLURES, CRIBLURES, BAL PROV. D'ORIGINE ANIMALE TABACS NDA
NURSERY, GREENHOUSE STOCK ZINC ORE AND CONC. ORES AND CONC. NES ASBESTOS	NORW DENMK NORW GER NORW U S A	4 438 2 133 1,730		30 32	4 438 32 133 2,276 716	NORW DANMK NORW ALL NORW E-U	PRCD. PEPINIERE, SERRE MINERAL, CONC. DE ZINC MINERAIS ET CONC. NDA AMIANTE
COMMODITY TOTAL		1,863		1,262	3,125		TOTAL DE MARCHANDISE
CRUDE NON-MET. MIN. NES RUBBER FAB. MATERIALS PULP	DENMK NORW NORW U S A	106 1 3,056			106 1 3,056	DANMK NORW NORW E-U	MIN. NON-MET. BRUTS NDA DEMI-PRCD. CADUTCHDUC PATE
COMMODITY TOTAL		3,056		3,559	6,615		TOTAL DE MARCHANDISE
PAPER NES PAPERBOARD TEXTILE FAB. MTL NES	NORW U S A DENMK NORW U S A	1 27		40 6 27	1 40 6 27	NORW E-U DANMK NORW E-U	PAPIER NDA CARTON CUVR. EN MAT. TEXT. NDA
COMMODITY TOTAL		33		1	34		TOTAL DE MARCHANDISE
DILS, FATS, WAXES NES	NORW U S A	203		32	203 32	NORW E-U	HUIL. MAT. GRAS. CIRE NDA
COMMODITY TOTAL		203		32	235		TOTAL DE MARCHANDISE
METALLIC SALTS ORGANIC CHEMICALS NES	NORW DENMK NORW	93 535 6		5 5	93 535 11	NORW DANMK NORW	SELS METALLIQUES PROD. CHIM. ORGAN. NDA
COMMODITY TOTAL		541		5	546		TOTAL DE MARCHANDISE

TABLE 1. CARGOES LOADED AT CANADIAN PORTS FOR FOREIGN COUNTRIES.

TABLEAU 1. MARCHANDISES CHARGÉES DANS LES PORTS CANADIENS A DESTINATION DE PAYS ÉTRANGERS.

COUNTRY OF DESTINATION AND KIND OF CARGO	REGISTRY OF VESSEL	ATLANTIC ATLANTIQUE	GREAT LAKES GRANDS LACS	PACIFIC PACIFIQUE	TOTAL TOTAL	IMMATIC. DU NAVIRE	PAYS DE DESTINATION ET MARCHANDISE
PHILIPPINES CONT.							PHILIPPINES SUITE
POTASH	U K			12,351	12,351	R U	POTASSE
FERTILIZERS NES	NORW	20			20	NORV	ENGRAIS CHIMIQUE NDA
AGRICULTURAL CHEMICALS	NORW	2		88	90	NORV	PROC.CHIM.AGRICOLES
SYNTHETIC RUBBER	NORW	2			2	NORV	CACUTCHOUQ SYNTHETIQUE
PLASTIC MATERIALS	U K			6	6	R U	MATIERES PLASTIQUES
	NORW	20			20	NORV	
COMMODITY TOTAL		20		6	26		TOTAL DE MARCHANDISE
DYE STUFF, PIGMENT, PAINT	DENMK	5			5	DANMK	MAT.COLOR.PIG.PEINTURE
	GER	36			36	ALL	
	NORW	73			73	NORV	
COMMODITY TOTAL		114			114		TOTAL DE MARCHANDISE
CHEM. SPECIALTIES NES	DENMK	2			2	DANMK	PROC.CHIM.SPECIALS NDA
PRIMARY IRON, STEEL NES	NORW			34	34	NORV	FER, ACIER PRIMAIR. NCA
BARS AND RODS, STEEL	NORW	3			3	NORV	BARRES ET TIGES ACIER
PLATE & SHEET STEEL	NORW	1			1	NORV	TOLES, FEUILLES D'ACIER
STRUCTURAL SHAPES	U K			739	739	R U	PROFILES DE CONSTRUCT.
	DENMK	6			6	DANMK	
	GREEK			519	519	GRECC	
	OTHER			303	303	ALTRE	
COMMODITY TOTAL		6		1,561	1,567		TOTAL DE MARCHANDISE
PIPES, TUBES: IRON, STEEL	U K			538	538	R U	TUYAUX, TUBES: FER, ACIER
	NORW	8		28	36	NORV	
COMMODITY TOTAL		8		566	574		TOTAL DE MARCHANDISE
WIRE	U K			26	26	R U	FIL METALLIQUE
ALUMINUM	U K			473	473	R U	ALUMINIUM
	NORW			459	459	NORV	
	U S A			20	20	E-U	
	OTHER			190	190	ALTRE	
COMMODITY TOTAL				1,142	1,142		TOTAL DE MARCHANDISE
COPPER AND ALLOYS	DENMK	13			13	DANMK	CUIVRE ET ALLIAGES
	GER	5			5	ALL	
	NORW	140			140	NORV	
COMMODITY TOTAL		158			158		TOTAL DE MARCHANDISE
LEAD AND ALLOYS	DENMK	54			54	DANMK	PLOMB ET ALLIAGES
NICKEL AND ALLOYS	NORW	6		30	36	NORV	NICKEL ET ALLIAGES
ZINC AND ALLOYS	DENMK	329			329	DANMK	ZINC ET ALLIAGES
	NORW	446			446	NORV	
COMMODITY TOTAL		775			775		TOTAL DE MARCHANDISE
NON-FERROUS METALS NES	NORW	3		17	20	NORV	METAUX NON-FERREUX NDA
METAL FAB. BASIC PROD.	U K			50	50	R U	OUVR. DE BASE EN METAL
	DENMK	15			15	DANMK	
	GREEK			51	51	GRECC	
	NORW	6			6	NORV	
	OTHER			6	6	ALTRE	
COMMODITY TOTAL		21		107	128		TOTAL DE MARCHANDISE
BRICKS, TILES NES	NORW	471			471	NORV	BRICKS, TUILLES NDA
ASBESTOS BASIC PROD.	NORW	69			69	NORV	OUVR. DE BASE AMIANTE
CEMENT	NORW	1			1	NORV	CIMENT
NON-MET. MIN. BASIC PROD.	NORW	43			43	NORV	PROC. MIN. NON-MET. BASE
MISC. FABRICATED PROD.	NORW	148			148	NORV	OUVRAGES DIVERS
TRACTORS	NORW			44	44	NORV	TRACTEURS
	U S A			55	55	E-U	
	OTHER			2	2	ALTRE	
COMMODITY TOTAL				101	101		TOTAL DE MARCHANDISE
MACHINERY NES	U K			235	235	R U	MACHINES NDA
	DENMK	9			9	DANMK	
	GREEK			81	81	GRECC	
	NORW	136			202	NORV	
	U S A			55	55	E-U	
	OTHER			4	4	ALTRE	
COMMODITY TOTAL		145		441	586		TOTAL DE MARCHANDISE
RAILWAY ROLLING STOCK	U K			12	12	R U	MAT. ROL. DE CH. DE FER
PASS. AUTOS AND CHASSIS	DENMK	1,093			1,093	DANMK	VOITURES PART., CHASSIS
	NORW	569			569	NORV	
COMMODITY TOTAL		1,662			1,662		TOTAL DE MARCHANDISE
TRUCKS AND CHASSIS	NORW	172			172	NORV	CAMIONS ET CHASSIS
	U S A			9	9	E-U	
COMMODITY TOTAL		172		9	181		TOTAL DE MARCHANDISE
MOTOR VEHICLE ENGINES	DENMK	22			22	DANMK	MOTEURS DE VEH. AUTOM.
	GER	309			309	ALL	
	NORW	501			501	NORV	
COMMODITY TOTAL		832			832		TOTAL DE MARCHANDISE
ROAD MOTOR VEH. NES	GREEK			13	13	GRECC	VEH. AUTOM. ROUTIERS NDA
	NORW			22	22	NORV	
COMMODITY TOTAL				35	35		TOTAL DE MARCHANDISE
SHIPS, AIRCRAFT, MIS. VEH	NORW			4	4	NORV	NAVIRES, AVIONS, VEH. DIV
RUBBER TIRES AND TUBES	U K			3	3	R U	PNEUS, CHAMBRES A AIR
	GREEK			2	2	GRECC	
	NORW	13			13	NORV	
COMMODITY TOTAL		13		5	18		TOTAL DE MARCHANDISE
EQUIPMENT MISC.	U K			13	13	R U	MATERIEL DIVERS
	DENMK	10			10	DANMK	
	GER	10			10	ALL	
	GREEK			3	3	GRECC	
	NORW	263		17	280	NORV	
	U S A			1	1	E-U	

TABLE 1. CARGOES LOADED AT CANADIAN PORTS FOR FOREIGN COUNTRIES.

TABLEAU 1. MARCHANDISES CHARGÉES DANS LES PORTS CANADIENS A DESTINATION DE PAYS ÉTRANGERS.

COUNTRY OF DESTINATION AND KIND OF CARGO	REGISTRY OF VESSEL	ATLANTIC ATLANTIQUE	GREAT LAKES GRANDS LACS	PACIFIC PACIFIQUE	TOTAL TOTAL	IMMATIC. DU NAVIRE	PAYS DE DESTINATION ET MARCHANDISE
PHILIPPINES CONT.							
COMMODITY TOTAL		283		34	317		PHILIPPINES SUITE
PERSONAL, HOUSEHOLD GOODS	NORW	11		1	12	NORV	TOTAL DE MARCHANDISE
	U S A			8	8	E-U	ART. PERS. ET MENAGERS
COMMODITY TOTAL		11		9	20		TOTAL DE MARCHANDISE
CONTAINERS, CLOSURES	GREEK			10	10	GRECC	CONTENEURS, FERMETURES
	NORW	154			154	NORV	
COMMODITY TOTAL		154		10	164		TOTAL DE MARCHANDISE
MISC. END PRODUCTS NES	DENMK	3			3	DANMK	PRODUITS FINIS DIV. NDA
	GER	3			3	ALL	
	NORW	2		5	7	NORV	
	U S A			6	6	E-U	
COMMODITY TOTAL		8		11	19		TOTAL DE MARCHANDISE
CONTAINERIZED FREIGHT	GER	79			79	ALL	FRET CONTENEURESE
	U S A			952	952	E-U	
COMMODITY TOTAL		79		952	1,031		TOTAL DE MARCHANDISE
COUNTRY/REGION TOTAL		11,680*	*	141,262*	152,942*		TOTAL DE PAYS/REGION
TAIWAN							
RAW HIDES AND SKINS	U S A			38	38	E-U	PEAUX ET CUIRS BRUT
ASBESTOS	GREEK	2,100			2,100	GRECC	AMIANTE
SULPHUR IN ORES	GREEK			16,837	16,837	GRECC	SCUFRE EN MINERAI
	LIBER			329,560	329,560	LIBER	
COMMODITY TOTAL				346,397	346,397		TOTAL DE MARCHANDISE
PULP	U S A			1,155	1,155	E-U	PATE
NEWSPRINT PAPER	U K			3,127	3,127	R U	PAPIER JOURNAL
	GREEK	500			500	GRECC	
	LIBER			2,905	2,905	LIBER	
	OTHER	1,049		17,395	18,444	AUTRE	
COMMODITY TOTAL		1,549		23,427	24,976		TOTAL DE MARCHANDISE
PAPERBOARD	OTHER	3,845			3,845	AUTRE	CARTON
POTASH	LIBER			24,808	24,808	LIBER	POTASSE
	OTHER			35,618	35,618	AUTRE	
COMMODITY TOTAL				60,426	60,426		TOTAL DE MARCHANDISE
PLATE & SHEET STEEL	U S A			52	52	E-U	TOLES, FEUILLES D'ACIER
ALUMINIUM	U K			399	399	R U	ALUMINIUM
	NORW			219	219	NORV	
	OTHER			99	99	AUTRE	
COMMODITY TOTAL				717	717		TOTAL DE MARCHANDISE
MACHINERY NES	U S A			9,097	9,097	E-U	MACHINES NDA
SHIPS, AIRCRAFT, MIS. VEH	U S A			2	2	E-U	NAVIRES, AVIONS, VEH. DIV
EQUIPMENT MISC.	NORW	2			2	NORV	MATERIEL DIVERS
PERSONAL, HOUSEHOLD GOODS	U S A			3	3	E-U	ART. PERS. ET MENAGERS
MISC. END PRODUCTS NES	NORW	2			2	NORV	PRODUITS FINIS DIV. NDA
CONTAINERIZED FREIGHT	GER	2,636			2,636	ALL	FRET CONTENEURESE
	LIBER	2,807			2,807	LIBER	
	PANAM			69	69	PANAM	
	OTHER	1,763			1,763	AUTRE	
COMMODITY TOTAL		7,206		69	7,275		TOTAL DE MARCHANDISE
COUNTRY/REGION TOTAL		14,704*	*	441,383*	456,087*		TOTAL DE PAYS/REGION
THAILAND							
WHEAT FLOUR	NORW	36			36	NORV	FARINE DE BLE
	U S A			673	673	E-U	
	OTHER			249	249	AUTRE	
COMMODITY TOTAL		36		922	958		TOTAL DE MARCHANDISE
APPLES	U S A			53	53	E-U	POMMES
SYRUP	NORW	8			8	NORV	SIRCP
SUGAR PREPARATIONS	NORW	6			6	NORV	PREP. A BASE DE SUCRE
MISC. FOOD PREP. NES	NORW	5			5	NORV	DIV. PREP. ALIM. NDA
	U S A			26	26	E-U	
COMMODITY TOTAL		5		26	31		TOTAL DE MARCHANDISE
CONC. COMPLETE FEEDS	NORW	1			1	NORV	CONC., PROV. COMPLETES
	U S A			32	32	E-U	
COMMODITY TOTAL		1		32	33		TOTAL DE MARCHANDISE
DIST. ALCOHOLIC BEV.	U S A			1	1	E-U	BOISS. ALCOOL. DIST.
NURSERY, GREENHOUSE STOCK	NORW	14			14	NORV	PROD. PEPINIERE, SERRE
ZINC ORE AND CONC.	OTHER			386	386	AUTRE	MINERAI, CONC. DE ZINC
ASBESTOS	OENMK	241			241	DANMK	AMIANTE
	NORW	6,427			6,427	NORV	
	OTHER			4,043	4,043	AUTRE	
COMMODITY TOTAL		6,668		4,043	10,711		TOTAL DE MARCHANDISE
CRUDE NON-MET. MIN. NES	DENMK	55			55	DANMK	MIN. NON-MET. BRUTS NDA
PULP	U K			896	896	R U	PATE
	NORW	580			580	NORV	
	U S A			1,405	1,405	E-U	
	OTHER			10,122	10,122	AUTRE	
COMMODITY TOTAL		580		12,423	13,003		TOTAL DE MARCHANDISE
NEWSPRINT PAPER	U K	7,382			7,382	R U	PAPIER JOURNAL
	DENMK	737			737	DANMK	
	GREEK	2,267			2,267	GRECC	
	NORW	1,573			1,573	NORV	
	LIBER	4,803			4,803	LIBER	

TABLE 1. CARGOES LOADED AT CANADIAN PORTS FOR FOREIGN COUNTRIES.

TABLEAU 1. MARCHANDISES CHARGÉES DANS LES PORTS CANADIENS A DESTINATION DE PAYS ÉTRANGERS.

COUNTRY OF DESTINATION AND KIND OF CARGO	REGISTRY OF VESSEL	ATLANTIC ATLANTIQUE	GREAT LAKES GRANDS LACS	PACIFIC PACIFIQUE	TOTAL TOTAL	IMMATIC. DU NAVIRE	PAYS DE DESTINATION ET MARCHANDISE
THAILAND	CONT.						THAÏLANDE
	U S A			297	297	E-U	SUITE
	OTHER	3,624		6,494	10,118	AUTRE	
COMMODITY TOTAL		20,386		6,791	27,177		TOTAL DE MARCHANDISE
PAPER NES	NORW	4		4	4	NORV	PAPIER NCA
TEXTILE FAB.MTL NES	U S A			2	2	E-U	CUVR.EN MAT.TEXT.NDA
METALLIC SALTS	OTHER			504	504	AUTRE	SELS METALLIQUES
INORGANIC CHEMS. NES	DENMK	47		47	47	DANMK	PRDC.CHIM.INORG.NDA
	U S A			70	70	E-U	
COMMODITY TOTAL		47		70	117		TOTAL DE MARCHANDISE
ORGANIC CHEMICALS NES	DENMK	169		6	169	DANMK	PRDC.CHIM.ORGAN.NCA
	U S A			6	6	E-U	
COMMODITY TOTAL		169		6	175		TOTAL DE MARCHANDISE
AGRICULTURAL CHEMICALS	NORW	10		10	10	NORV	PRDC.CHIM.AGRICOLES
SYNTHETIC RUBBER	NORW	2		2	2	NORV	CAOUTCHUC SYNTHETIQUE
PLASTIC MATERIALS	NORW	158		158	158	NORV	MATIERES PLASTIQUES
DYESTUFF,PIGMENT,PAINT	DENMK	3		3	3	DANMK	PAT.COLOR.PIG.PEINTURE
CHEM.SPECIALTIES NES	NORW	2		2	2	NORV	PROD.CHIM.SPECTAUX NDA
	U S A			4	4	E-U	
COMMODITY TOTAL		2		4	6		TOTAL DE MARCHANDISE
PLATE & SHEET STEEL	DENMK	279		279	279	DANMK	TOLES,FEUILLES DACIER
	NORW	24		24	24	NORV	
COMMODITY TOTAL		303		303	303		TOTAL DE MARCHANDISE
PIPES,TUBES:IRON,STEEL	NORW	4		4	4	NORV	TUYAUX,TUBES:FER,ACIER
WIRE	DENMK	22		22	22	DANMK	FIL METALLIQUE
	U S A			18	18	E-U	
COMMODITY TOTAL		22		18	40		TOTAL DE MARCHANDISE
ALUMINUM	U K			449	449	R U	ALUMINIUM
	NORW	55		1,778	1,833	NORV	
	OTHER			1,400	1,400	AUTRE	
COMMODITY TOTAL		55		3,627	3,682		TOTAL DE MARCHANDISE
COPPER AND ALLOYS	NORW	158		39	158	NORV	CUVRE ET ALLIAGES
NICKEL AND ALLOYS	U S A			39	39	E-U	NICKEL ET ALLIAGES
ZINC AND ALLOYS	U S A			224	224	E-U	ZINC ET ALLIAGES
	OTHER			662	662	AUTRE	
COMMODITY TOTAL		32		886	886		TOTAL DE MARCHANDISE
METAL FAB.BASIC PROD.	DENMK	32		32	32	DANMK	CUVR.DE BASE EN METAL
	U S A			15	15	E-U	
	OTHER			5	5	AUTRE	
COMMODITY TOTAL		32		20	52		TOTAL DE MARCHANDISE
GLASS BASIC PRODUCTS	NORW	1		1	1	NORV	CUVR.DE BASE EN VERRE
TRACTORS	NORW	4		4	4	NORV	TRACTEURS
MACHINERY NES	DENMK	10		10	10	DANMK	MACHINES NDA
	NORW	49		49	49	NORV	
	U S A			6	6	E-U	
COMMODITY TOTAL		59		6	65		TOTAL DE MARCHANDISE
MOTOR VEHICLE ENGINES	DENMK	24		24	24	DANMK	MOTEURS DE VEH.AUTOM.
EQUIPMENT MISC.	DENMK	471		471	471	DANMK	MATERIEL DIVERS
	NORW	352		352	352	NORV	
	U S A			9	9	E-U	
	OTHER			4	4	AUTRE	
COMMODITY TOTAL		823		13	836		TOTAL DE MARCHANDISE
PERSONAL,HOUSEHOLD GOODS	DENMK	4		4	4	DANMK	ART.PERS.ET MENAGERS
	NORW	17		17	17	NORV	
	U S A			3	3	E-U	
	OTHER			5	5	AUTRE	
COMMODITY TOTAL		21		8	29		TOTAL DE MARCHANDISE
FIREARMS,AMMUNITION	NORW	8		8	8	NORV	ARMES A FEU,MUNITIONS
CONTAINERS,CLOSURES	NORW	34		34	34	NORV	CONTENEURS,FERMETURES
MISC. END PRODUCTS NES	DENMK	4		4	4	DANMK	PRODUITS FINIS DIV.NCA
	NORW	3		3	3	NORV	
	U S A			3	3	E-U	
COMMODITY TOTAL		7		3	10		TOTAL DE MARCHANDISE
CONTAINERIZED FREIGHT	U S A			61	61	E-U	FRET CONTENEURESE
COUNTRY/REGION TOTAL		29,709*	*	29,944*	59,653*		TOTAL DE PAYS/REGION
USSR - PACIFIC							URSS - PACIFIQUE
BARLEY	OTHER			16,326	16,326	AUTRE	ORGE
WHEAT	OTHER			7,519	7,519	AUTRE	BLE
MACHINERY NES	OTHER			52	52	AUTRE	MACHINES NDA
COUNTRY/REGION TOTAL		*	*	23,897*	23,897*		TOTAL DE PAYS/REGION
VIET-NAM, SOUTH							VIET-NAM, SUD
MISC.FOOD PREP.NES	U S A			1	1	E-U	DIV.PREP.ALIM.NDA
ASBESTOS	U S A			650	650	E-U	AMIANTE
PULP	LIBER	5,663		3,238	5,663	LIBER	PATE
	U S A			3,238	3,238	E-U	
COMMODITY TOTAL		5,663		3,238	8,901		TOTAL DE MARCHANDISE
FERTILIZERS NES	U S A	11,066		2	11,066	E-U	ENGRAIS CHIMIQUE NDA
PERSONAL,HOUSEHOLD GOODS	U S A			2	2	E-U	ART.PERS.ET MENAGERS
MISC. END PRODUCTS NES	U S A			3	3	E-U	PRODUITS FINIS DIV.NDA
GENERAL CARGO	U S A			5	5	E-U	MARCHANDISES DIVERSES
CONTAINERIZED FREIGHT	GER	400		5	400	ALL	FRET CONTENEURESE
	U S A			5	5	E-U	
	OTHER	384		5	384	AUTRE	
COMMODITY TOTAL		784		5	789		TOTAL DE MARCHANDISE
COUNTRY/REGION TOTAL		17,513*	*	3,904*	21,417*		TOTAL DE PAYS/REGION

TABLE 1. CARGOES LOADED AT CANADIAN PORTS FOR FOREIGN COUNTRIES.

TABEAU 1. MARCHANDISES CHARGÉES DANS LES PORTS CANADIENS A DESTINATION DE PAYS ÉTRANGERS.

COUNTRY OF DESTINATION AND KIND OF CARGO	REGISTRY OF VESSEL	ATLANTIC ATLANTIQUE	GREAT LAKES GRANDS LACS	PACIFIC PACIFIQUE	TOTAL TOTAL	IMMATIC. DU NAVIRE	PAYS DE DESTINATION ET MARCHANDISE
AUSTRALIA							AUSTRALIE
MEAT, FRESH OR FROZEN	GER			21	21	ALL	VIANDE, FRAICHE / CONG.
	U S A			180	180	E-U	
COMMODITY TOTAL				201	201		TOTAL DE MARCHANDISE
MEAT AND MEAT PREP. NES	GER			22	22	ALL	VIANDES ET PREP. NCA
	SWEDN			21	21	SUEDE	
	OTHER			18	18	AUTRE	
COMMODITY TOTAL				61	61		TOTAL DE MARCHANDISE
FISH, FRESH OR FROZEN	U K			41	41	R U	POISSON, FRAIS OU CONG.
	GER			466	466	ALL	
	NORW			93	93	NORV	
	SWEDN			33	33	SUEDE	
	U S A			54	54	E-U	
COMMODITY TOTAL				687	687		TOTAL DE MARCHANDISE
FISH, SALTED OR CURED	U K			3	3	R U	POISSON, SALE OU FUME
FISH, CANNED	U K	2		458	460	R U	POISSON EN BOITES
	GER			346	346	ALL	
	NORW			30	30	NORV	
	SWEDN			73	73	SUEDE	
	U S A			108	108	E-U	
	OTHER			36	36	AUTRE	
COMMODITY TOTAL		2		1,051	1,053		TOTAL DE MARCHANDISE
RYE	U S A			3,627	3,627	E-U	SEIGLE
WHEAT FLOUR	GER			7	7	ALL	FARINE DE BLE
FRESH FRUITS, BERRIES	GER			99	99	ALL	FRUITS, BAIES FRAIS
FROZEN FRUITS, BERRIES	SWEDN			10	10	SUEDE	FRUITS, BAIES CONGELES
FRUITS, PREP. CANNED	NORW			57	57	NORV	FRUITS PREP. EN BOITE
POTATOES	U S A			10	10	E-U	POMMES DE TERRE
VEGETABLES, FROZEN	U K			143	143	R U	LEGUMES, CONGELES
	NORW			205	205	NORV	
	SWEDN			21	21	SUEDE	
	JAPAN	7,506			7,506	JAPON	
	U S A			183	183	E-U	
COMMODITY TOTAL		7,506		552	8,058		TOTAL DE MARCHANDISE
VEGETABLES, DRIED	U K			53	53	R U	LEGUMES, SECS
	SWEDN			211	211	SUEDE	
	U S A			80	80	E-U	
COMMODITY TOTAL				344	344		TOTAL DE MARCHANDISE
VEGETABLE PREP. NES	NORW			59	59	NORV	PREP. DE LEGUMES NCA
	U S A			46	46	E-U	
COMMODITY TOTAL				105	105		TOTAL DE MARCHANDISE
SUGAR, NES	U S A			40	40	E-U	SUCRE, NCA
SAUSAGE SKINS, CASINGS	U K			1	1	R U	BOYAUX A SAUCISSES
	SWEDN	2			2	SUEDE	
	U S A			8	8	E-U	
COMMODITY TOTAL		2		9	11		TOTAL DE MARCHANDISE
MISC. FOOD PREP. NES	U K			78	78	R U	CIV. PREP. ALIM. NCA
	GER			30	30	ALL	
	NORW			53	53	NORV	
	U S A			161	161	E-U	
COMMODITY TOTAL				322	322		TOTAL DE MARCHANDISE
CONC. COMPLETE FEEDS	LIBER	2			2	LIBER	CONC., PRCV. COMPLETES
DIST. ALCOHOLIC BEV.	GER			4	4	ALL	BOISS. ALCOOL. DIST.
	U S A			1	1	E-U	
COMMODITY TOTAL				5	5		TOTAL DE MARCHANDISE
TOBACCO NES	U K	1			1	R U	TABACS NCA
FLAXSEED	SWEDN			6,212	6,212	SUEDE	GRAINE DE LIN
MUSTARD SEED	SWEDN			11	11	SUEDE	GRAINE DE MOUTARDE
	OTHER			11	11	AUTRE	
COMMODITY TOTAL				22	22		TOTAL DE MARCHANDISE
RAPESEED	SWEDN			9,258	9,258	SUEDE	GRAINE DE COLZA
	U S A			8,978	8,978	E-U	
COMMODITY TOTAL				18,236	18,236		TOTAL DE MARCHANDISE
LOGS	U K			866	866	R U	BILLES
PULPWOOD	U S A			676	676	E-U	BOIS A PATE
CRUDE WOOD MTL. NES	U K			51	51	R U	MATIERES BOIS BRUT NCA
TEXTILE FIBRES NES	U K	38			38	R U	FIBRES TEXTILES NCA
	LIBER	186			186	LIBER	
	OTHER				11	AUTRE	
COMMODITY TOTAL		235			235		TOTAL DE MARCHANDISE
IRON ORE AND CONC	U K			5,813	5,813	R U	MINERAL, CONC. DE FER
	LIBER			6,642	6,642	LIBER	
COMMODITY TOTAL				12,455	12,455		TOTAL DE MARCHANDISE
ZINC ORE AND CONC.	DENMK			12,293	12,293	DANMK	MINERAL, CONC. DE ZINC
DRES AND CONC. NES	U K			17	17	R U	MINERAIS ET CONC. NCA
	GER			42	42	ALL	
	NORW			8	8	NORV	
	SWEDN			87	87	SUEDE	
COMMODITY TOTAL				154	154		TOTAL DE MARCHANDISE
NON-FERROUS MET. SCRAP	U K	83			83	R U	DECHETS METAL. NON FER.
ASBESTOS	U K	441		3,409	3,850	R U	AMIANTE
	NORW			4,322	4,322	NORV	
	SWEDN	4,648		3,470	8,118	SUEDE	
	OTHER			1,768	1,768	AUTRE	
COMMODITY TOTAL		5,089		12,969	18,058		TOTAL DE MARCHANDISE
GYPSUM	NORW			504	504	NORV	GYPSE
SALT	OTHER	20			20	AUTRE	SAL

TABLE 1. CARGOES LOADED AT CANADIAN PORTS FOR FOREIGN COUNTRIES.

TABLEAU 1. MARCHANDISES CHARGÉES DANS LES PORTS CANADIENS A DESTINATION DE PAYS ÉTRANGERS.

COUNTRY OF DESTINATION AND KIND OF CARGO	REGISTRY OF VESSEL	ATLANTIC ATLANTIQUE	GREAT LAKES GRANDS LACS	PACIFIC PACIFIQUE	TOTAL TOTAL	IMMATIC. DU NAVIRE	PAYS DE DESTINATION ET MARCHANDISE
AUSTRALIA CONT.							AUSTRALIE SUITE
SULPHUR IN ORES	U K			200,780	200,780	R U	SCUFRE EN MINERAI
	DENMK			4,928	4,928	DANMK	
	GER			24,365	24,365	ALL	
	GREEK			45,657	45,657	GRECC	
	NORW			40,268	40,268	NORV	
	LIBER			15,568	15,568	LIBER	
COMMODITY TOTAL				331,566	331,566		TOTAL DE MARCHANDISE
CRUDE NON-MET.MIN.NES	U K	455			455	R U	MIN.NON-MET.BRUTS NCA
	LIBER	178			178	LIBER	
	OTHER	963			963	AUTRE	
COMMODITY TOTAL		1,596			1,596		TOTAL DE MARCHANDISE
WASTE AND SCRAP NES	LIBER			221	221	LIBER	DECHETS ET REBLTS NDA
LEATHER	U K	2			2	R U	CUIR
LUMBER AND TIMBER	U K			136,430	136,430	R U	BOIS DOEUVRE ET CHARP.
	GER			120	120	ALL	
	NORW			38,973	38,973	NORV	
	SWEDN			22,078	22,078	SUEDE	
	LIBER			15,148	15,148	LIBER	
	U S A			2,028	2,028	E-U	
	OTHER			37,942	37,942	AUTRE	
COMMODITY TOTAL				252,719	252,719		TOTAL DE MARCHANDISE
SHINGLES AND SHAKES	U K			393	393	R U	BARCEAUX,BARD.FACADE
	SWEDN			90	90	SUEDE	
	LIBER			69	69	LIBER	
	OTHER			74	74	AUTRE	
COMMODITY TOTAL				626	626		TOTAL DE MARCHANDISE
VENEER,PLYWOOD	U K			2,035	2,035	R U	PLACAGES,CENTRE-PLAQ.
	GER			1	1	ALL	
	NORW			69	69	NORV	
	LIBER			232	232	LIBER	
	U S A			1	1	E-U	
COMMODITY TOTAL				2,338	2,338		TOTAL DE MARCHANDISE
WOOD FAB.MATERIALS	U K			59	59	R U	CEMI-PRCUIITS EN BOIS
	GER			20	20	ALL	
	NORW			2	2	NORV	
COMMODITY TOTAL				81	81		TOTAL DE MARCHANDISE
PULP	U K			32,585	32,585	R U	PATE
	NORW			13,847	13,847	NORV	
	SWEDN			490	490	SUEDE	
	LIBER	1,121		5,583	6,704	LIBER	
	U S A			29,161	29,161	E-U	
	OTHER	1,793		3,342	5,135	AUTRE	
COMMODITY TOTAL		2,914		85,008	87,922		TOTAL DE MARCHANDISE
NEWSPRINT PAPER	U K	62,091		27,907	89,998	R U	PAPIER JOURNAL
	GREEK	4,262			4,262	GRECC	
	NORW	19,520		29,257	48,777	NORV	
	SWEDN	8,208		1,983	10,191	SUEDE	
	LIBER	255		2,861	3,116	LIBER	
	U S A			2,396	2,396	E-U	
	OTHER	10,089		1,597	11,686	AUTRE	
COMMODITY TOTAL		104,425		66,001	170,426		TOTAL DE MARCHANDISE
PAPER NES	U K			50	50	R U	PAPIER NDA
	GER			7	7	ALL	
	GREEK	2,519			2,519	GRECC	
	NORW			185	185	NORV	
	SWEDN			50	50	SUEDE	
	U S A			103	103	E-U	
	OTHER	2,268		105	2,373	AUTRE	
COMMODITY TOTAL		4,787		500	5,287		TOTAL DE MARCHANDISE
PAPERBOARD	NORW			1,069	1,069	NORV	CARTON
	OTHER	1,110			1,110	AUTRE	
COMMODITY TOTAL		1,110		1,069	2,179		TOTAL DE MARCHANDISE
BLOG.PAPER AND BOARD	U K				1	R U	PLAQ.CONSTR.,PAP/CART.
	SWEDN			3	3	SUEDE	
	OTHER	837			837	AUTRE	
COMMODITY TOTAL		838		3	841		TOTAL DE MARCHANDISE
CORDAGE,TWINE,ROPE	U S A			1	1	E-U	CORDAGE,FICELLE,CORDE
TEXTILE FAB.MTL NES	U K			103	112	R U	OUVR.EN MAT.TEXT.NDA
	GER			21	21	ALL	
	SWEDN			38	43	SUEDE	
	U S A	5		19	19	E-U	
	OTHER	1		13	14	AUTRE	
COMMODITY TOTAL		15		194	209		TOTAL DE MARCHANDISE
VEG.OILS,FATS NES	U K			286	286	R U	HUIL.MAT.GRAS.VEG.NCA
	SWEDN			151	151	SUEDE	
COMMODITY TOTAL				437	437		TOTAL DE MARCHANDISE
OILS,FATS,WAXES NES	U K	256			256	R U	HUIL.MAT.GRAS.CIRE NDA
	LIBER	148			148	LIBER	
	OTHER	465			465	AUTRE	
COMMODITY TOTAL		869			869		TOTAL DE MARCHANDISE
METALLIC SALTS	U K			146	146	R U	SELS METALLIQUES
	NORW			496	496	NORV	
	OTHER	358			358	AUTRE	
COMMODITY TOTAL		358		642	1,000		TOTAL DE MARCHANDISE
INORGANIC CHEMS. NES	GER			337	337	ALL	PROD.CHIM.INDRG.NDA
	NORW			35	35	NORV	

TABLE 1. CARGOES LOADED AT CANADIAN PORTS FOR FOREIGN COUNTRIES.

TABLEAU 1. MARCHANDISES CHARGÉES DANS LES PORTS CANADIENS À DESTINATION DE PAYS ÉTRANGERS.

COUNTRY OF DESTINATION AND KIND OF CARGO	REGISTRY OF VESSEL	ATLANTIC ATLANTIQUE	GREAT LAKES GRANDS LACS	PACIFIC PACIFIQUE	TOTAL TOTAL	INMATIC. DU NAVIRE	PAYS DE DESTINATION ET MARCHANDISE
AUSTRALIA CONT.							AUSTRALIE SUITE
	LIBER	188			188	LIBER	
	U S A			142	142	E-U	
	OTHER	357			357	AUTRE	
COMMODITY TOTAL		545		514	1,059		TOTAL DE MARCHANDISE
ORGANIC CHEMICALS NES	U K			13	13	R U	PROC.CHIM.ORGAN.NDA
	GER			161	161	ALL	
	SWEDN			270	270	SUEDE	
	LIBER			4	4	LIBER	
	U S A			67	67	E-U	
	OTHER			69	69	AUTRE	
COMMODITY TOTAL				584	584		TOTAL DE MARCHANDISE
PCTASH	GREEK			11,182	11,182	GRECC	PCTASSE
	NORW			7,056	7,056	NORV	
COMMODITY TOTAL				18,238	18,238		TOTAL DE MARCHANDISE
FERTILIZERS NES	LIBER			27,440	27,440	LIBER	ENGRAIS CHIMIQUE NOA
SYNTHETIC RUBBER	U K	163			163	R U	CADUTCHOUQ SYNTHETIQUE
	OTHER	280			280	AUTRE	
COMMODITY TOTAL		443			443		TOTAL DE MARCHANDISE
PLASTIC MATERIALS	U K	145			145	R U	MATIERES PLASTIQUES
	LIBER	62			62	LIBER	
	OTHER	528			528	AUTRE	
COMMODITY TOTAL		735			735		TOTAL DE MARCHANDISE
DYESTUFF,PIGMENT,PAINT	U K	1			1	R U	MAT.COLOR.PIG.PEINTURE
CHEM.SPECIALTIES NES	U K	3		47	50	R U	PROC.CHIM.SPECIAUX NOA
	GER			1	1	ALL	
	SWEDN	28			28	SUEDE	
	OTHER	13		10	23	AUTRE	
COMMODITY TOTAL		44		58	102		TOTAL DE MARCHANDISE
LUBRICATING OIL,GREASE	GER			5	5	ALL	HUILE,GRAISSE LUBRIF.
PETROL,COAL PROD.NES	SWEDN	479			479	SUEDE	DERIVE PETR.CHARB.NDA
PRIMARY IRON,STEEL NES	GER			1	1	ALL	FER,ACIER PRIMAIR.NDA
CASTINGS,FORGINGS	OTHER			1	1	AUTRE	MDUL.PIECES FORGEES
BARS AND RODS,STEEL	OTHER			7	7	AUTRE	BARRES ET TIGES ACIER
PLATE & SHEET STEEL	U K	201			201	R U	TOLES,FEUILLES DACIER
	GREEK	3,199			3,199	GRECC	
	SWEDN	1,093			1,093	SUEDE	
	LIBER	60			60	LIBER	
	OTHER	448			448	AUTRE	
COMMODITY TOTAL		5,001			5,001		TOTAL DE MARCHANDISE
STRUCTURAL SHAPES	U K	26			26	R U	PROFILES DE CONSTRUCT.
	U S A			1	1	E-U	
COMMODITY TOTAL		26		1	27		TOTAL DE MARCHANDISE
RAILS & TRACK MATERIAL	SWEDN	15			15	SUEDE	RAILS,MAT.VOIE FERREE
PIPPS,TUBES:IRON,STEEL	U K	12		4	16	R U	TUYAUX,TUBES:FER,ACIER
	GREEK	141			141	GRECC	
	SWEDN	19		134	153	SUEDE	
	OTHER	275		37	312	AUTRE	
COMMODITY TOTAL		447		175	622		TOTAL DE MARCHANDISE
ALUMINIUM	GER			1	1	ALL	ALUMINIUM
	NORW			5,436	5,436	NORV	
	SWEDN	3		1,102	1,105	SUEDE	
	OTHER	63			63	AUTRE	
COMMODITY TOTAL		66		6,539	6,605		TOTAL DE MARCHANDISE
COPPER AND ALLOYS	GER			1	1	ALL	CUIVRE ET ALLIAGES
NICKEL AND ALLOYS	U K	40			40	R U	NICKEL ET ALLIAGES
NON-FERROUS METALS NES	NORW			4	4	NORV	METAUX NON-FERREUX NDA
METAL FAB.BASIC PROD.	U K	60			64	R U	CUVR.DE BASE EN METAL
	GER			4	4	ALL	
	NORW			23	23	NORV	
	SWEDN	4		60	64	SUEDE	
	U S A			2	2	E-U	
	OTHER			150	150	AUTRE	
COMMODITY TOTAL		64		243	307		TOTAL DE MARCHANDISE
BRICKS,TILES NES	OTHER			32	32	AUTRE	BRICQUES,TUILES NOA
GLASS BASIC PRODUCTS	U K	1,480			1,540	R U	OUVR.DE BASE EN VERRE
	SWEDN			60	60	SUEDE	
	OTHER	991			16	AUTRE	
COMMODITY TOTAL		2,471		76	2,547		TOTAL DE MARCHANDISE
ASBESTOS BASIC PROD.	SWEDN	34			34	SUEDE	OUVR.DE BASE AMIANTE
NON-MET.MIN.BASIC PROD	GER			2	2	ALL	PROC.MIN.NON-MET.BASE
	SWEDN	3			3	SUEDE	
COMMODITY TOTAL		3		2	5		TOTAL DE MARCHANDISE
TRACTORS	U K	118		911	1,029	R U	TRACTEURS
	GER			2	2	ALL	
	SWEDN	183			265	SUEDE	
	OTHER	39		236	275	AUTRE	
COMMODITY TOTAL		340		1,231	1,571		TOTAL DE MARCHANDISE
MACHINERY NES	U K	709			799	R U	MACHINES NOA
	GER			24	24	ALL	
	NORW			19	19	NORV	
	SWEDN	680			702	SUEDE	
	U S A			22	34	E-U	
	OTHER	197		128	325	AUTRE	
COMMODITY TOTAL		1,586		317	1,903		TOTAL DE MARCHANDISE
PASS.AUTOS AND CHASSIS	U K	991			991	R U	VOITURES PART.,CHASSIS
	SWEDN	389		1	390	SUEDE	

TABLE 1. CARGOES LOADED AT CANADIAN PORTS FOR FOREIGN COUNTRIES.

TABLEAU 1. MARCHANDISES CHARGÉES DANS LES PORTS CANADIENS À DESTINATION DE PAYS ÉTRANGERS.

COUNTRY OF DESTINATION AND KIND OF CARGO	REGISTRY OF VESSEL	ATLANTIC ATLANTIQUE	GREAT LAKES GRANDS LACS	PACIFIC PACIFIQUE	TOTAL TOTAL	IMMATIC. DU NAVIRE	PAYS DE DESTINATION ET MARCHANDISE
AUSTRALIA CONT.							AUSTRALIE SUITE
COMMODITY TOTAL		1,380		1	1,381		TOTAL DE MARCHANDISE
TRUCKS AND CHASSIS	U K	148		1	149	R U	CAMIONS ET CHASSIS
	GER			6	6	ALL	
	SWEDN			19	19	SUEDE	
	U S A			1	1	E-U	
	OTHER			11	11	AUTRE	
COMMODITY TOTAL		148		38	186		TOTAL DE MARCHANDISE
MOTOR VEHICLE ENGINES	U K	531			531	R U	MOTEURS DE VEH.AUTOM.
	GER			28	28	ALL	
	SWEDN	542			542	SUEDE	
	U S A			16	16	E-U	
	OTHER			1	1	AUTRE	
COMMODITY TOTAL		1,073		45	1,118		TOTAL DE MARCHANDISE
ROAD MOTOR VEH. NES	U K	30			30	R U	VEH.AUTOM.ROUTIERS NDA
SHIPS,AIRCRAFT,MIS.VEH	SWEDN			16	16	SUEDE	NAVIRES,AVIONS,VEH.DIV
RUBBER TIRES AND TUBES	U K			36	36	R U	PNEUS, CHAMBRES A AIR
	OTHER			22	22	AUTRE	
COMMODITY TOTAL		78		58	58		TOTAL DE MARCHANDISE
EQUIPMENT MISC.	U K			16	94	R U	MATERIEL DIVERS
	GER			159	159	ALL	
	NORW			7	7	NORV	
	SWEDN	71		154	225	SUEDE	
	LIBER	457			457	LIBER	
	U S A			5	5	E-U	
	OTHER			115	131	AUTRE	
COMMODITY TOTAL		622		456	1,078		TOTAL DE MARCHANDISE
PERSONAL,HSEHGLD GOODS	U K	1		303	304	R U	ART.PERS.ET MENAGERS
	GER			30	30	ALL	
	NORW			32	32	NORV	
	SWEDN	1		263	264	SUEDE	
	LIBER	3			3	LIBER	
	U S A			55	55	E-U	
	OTHER			136	139	AUTRE	
COMMODITY TOTAL		3		819	827		TOTAL DE MARCHANDISE
FIREARMS,AMMUNITION	U K	5			5	R U	ARMES A FEU,MUNITIONS
MISC. END PRODUCTS NES	U K	2		4	6	R U	PRCDUITS FINIS DIV.NOA
	GER			82	82	ALL	
	NORW			13	13	NORV	
	SWEDN	3			3	SUEDE	
	LIBER	4			4	LIBER	
	U S A			147	147	E-U	
	OTHER			8	8	AUTRE	
COMMODITY TOTAL		9		254	263		TOTAL DE MARCHANDISE
GENERAL CARGO	U K	15			15	R U	MARCHANDISES DIVERSES
	GER			6	6	ALL	
	NORW			1	1	NORV	
	U S A			3	3	E-U	
COMMODITY TOTAL		15		10	25		TOTAL DE MARCHANDISE
CONTAINERIZED FREIGHT	U K	58,006			58,006	R U	FRET CONTENEURESE
	GER	31,375			31,375	ALL	
	SWEDN	8,254			8,254	SUEDE	
	LIBER	273			273	LIBER	
	JAPAN			2,990	2,990	JAPON	
	OTHER	10,350		523	10,873	AUTRE	
COMMODITY TOTAL		108,258		3,513	111,771		TOTAL DE MARCHANDISE
COUNTRY/REGION TOTAL		253,742*		873,714*	1,127,456*		TOTAL DE PAYS/REGION
FIJI							FIDJI
FISH,FRESH OR FROZEN	U K			3	3	R U	POISSON,FRAIS OU CONG.
FISH,CANNED	U K			9	9	R U	POISSON EN BOITES
APPLES	U K			55	55	R U	PCMMES
FRESH FRUITS,BERRIES	U K			12	12	R U	FRUITS, BAIES FRAIS
FRUITS, PREP. CANNED	U K			2	2	R U	FRUITS PREP. EN BOITE
SPICES	U K			74	74	R U	EPICES
CONC.COMPLETE FEEDS	U K			4	4	R U	CONC.,PROV.COMPLETES
DIST.ALCOHOLIC BEV.	U K			4	4	R U	BOISS.ALCOGL.DIST.
LUMBER AND TIMBER	U K			211	211	R U	BOIS OEUVRE ET CHARP.
NEWSPRINT PAPER	U K			941	941	R U	PAPIER JOURNAL
PAPER NES	U K			87	87	R U	PAPIER NOA
TEXTILE FAB.MTL NES	U K			1	1	R U	OUVR.EN MAT.TEXT.NOA
PLATE & SHEET STEEL	U K			57	57	R U	TCLES,FEUILLES DACIER
ALUMINIUM	U K			1	1	R U	ALUMINIUM
METAL FAB.BASIC PROD.	U K			1	1	R U	OUVR.OE BASE EN METAL
MACHINERY NES	U K			2	2	R U	MACHINES NDA
EQUIPMENT MISC.	U K			13	13	R U	MATERIEL DIVERS
PERSONAL,HSEHGLD GOODS	U K			81	81	R U	ART.PERS.ET MENAGERS
CONTAINERS,CLOSURES	U K			24	24	R U	CONTENEURS,FERMETURES
MISC. END PRODUCTS NES	U K			7	7	R U	PRCDUITS FINIS DIV.NOA
GENERAL CARGO	U K			27	27	R U	MARCHANDISES DIVERSES
COUNTRY/REGION TOTAL		*	*	1,616*	1,616*		TOTAL DE PAYS/REGION

TABLE 1. CARGOES LOADED AT CANADIAN PORTS FOR FOREIGN COUNTRIES.

TABLAU 1. MARCHANDISES CHARGÉES DANS LES PORTS CANADIENS A DESTINATION DE PAYS ÉTRANGERS.

COUNTRY OF ORIGIN AND KIND OF CARGO	REGISTRY OF VESSEL	ATLANTIC ATLANTIQUE	GREAT LAKES GRANDS LACS	PACIFIC PACIFIQUE	TOTAL TOTAL	IMMATIC. DU NAVIRE	PAYS DE DESTINATION ET MARCHANDISE
NEW ZEALAND							
MEAT, FRESH OR FROZEN	GER			672	672	ALL	NOUV.- ZELANDE
FISH, FRESH OR FROZEN	U K			84	84	R U	VIANDE, FRAICHE / CDNG.
	GER			19	19	ALL	POISSON, FRAIS OU CONG.
	U S A			18	18	E-U	
COMMODITY TOTAL				121	121		TOTAL DE MARCHANDISE
FISH, CANNED	U K			192	192	R U	POISSON EN BOITES
	GER			96	96	ALL	
	U S A			19	19	E-U	
COMMODITY TOTAL				307	307		TOTAL DE MARCHANDISE
RYE	U S A			403	403	E-U	SEIGLE
FRUIT, PRES. NOT CANNED	GER			120	120	ALL	CONS. FRUITS NON BOITE
VEGETABLES, FROZEN	U K			4	4	R U	LEGUMES, CONGÉLÉS
VEGETABLE PREP. NES	GER			9	9	ALL	PREP. DE LEGUMES NDA
SAUSAGE SKINS, CASINGS	U S A			1	1	E-U	BOYAUX A SAUCISSES
MISC. FOOD PREP. NES	GER			1	1	ALL	DIV. PREP. ALIM. NDA
DIST. ALCOHOLIC BEV.	U K			2	2	R U	BOISS. ALCOOL. DIST.
SEEDS FOR SOWING NES	U K			32	32	R U	GRAINES CE SEMENCE NDA
FLAXSEED	SWEDN			2,426	2,426	SUEDE	GRAINE DE LIN
ASBESTOS	U K			2,745	2,745	R U	AMIANTE
SULPHUR IN ORES	U K			74,264	74,264	R U	SCUFRE EN MINERAI
	GREEK			79,188	79,188	GRECC	
	LIBER			55,580	55,580	LIBER	
	DTHR			27,362	27,362	AUTRE	
COMMODITY TOTAL				236,394	236,394		TOTAL DE MARCHANDISE
LUMBER AND TIMBER	U K			2,074	2,074	R U	BOIS OEUVRE ET CHARP.
	U S A			492	492	E-U	
COMMODITY TOTAL				2,566	2,566		TOTAL DE MARCHANDISE
SHINGLES AND SHAKES	U K			31	31	R U	BARDEAUX, BARD, FACADE
VENEER, PLYWOOD	U K			38	38	R U	PLACAGES, CONTRE-PLAQ.
PULP	U S A			4,214	4,214	E-U	PATE
NEWSPRINT PAPER	U S A			532	532	E-U	PAPIER JOURNAL
CORDAGE, TWINE, ROPE	U K			1	1	R U	CORDAGE, FICELLE, CORDE
TEXTILE FAB. MTL NES	U K			2	2	R U	CUVR. EN MAT. TEXT. NDA
	GER			17	17	ALL	
	U S A			7	7	E-U	
COMMODITY TOTAL				26	26		TOTAL DE MARCHANDISE
METALLIC SALTS	U K			910	910	R U	SELS METALLIQUES
INORGANIC CHEMS. NES	U K			358	358	R U	PROD. CHIM. INORG. NDA
	GER			40	40	ALL	
COMMODITY TOTAL				398	398		TOTAL DE MARCHANDISE
ORGANIC CHEMICALS NES	U K			30	30	R U	PROD. CHIM. ORGAN. NDA
	GER			20	20	ALL	
COMMODITY TOTAL				50	50		TOTAL DE MARCHANDISE
POTASH	GREEK			17,920	17,920	GRECC	POTASSE
FERTILIZERS NES	U K			8	8	R U	ENGRAIS CHIMIQUE NDA
PLASTIC MATERIALS	U K			1	1	R U	MATIERES PLASTIQUES
BARNS AND RODS, STEEL	U K			89	89	R U	BARRES ET TIGES ACIER
PLATE & SHEET STEEL	U K			291	291	R U	TOLES, FEUILLES D'ACIER
STRUCTURAL SHAPES	U K			106	106	R U	PROFILES DE CONSTRUCT.
PIPES, TUBES: IRON, STEEL	U K			39	39	R U	TUYAUX, TUBES: FER, ACIER
WIRE	GER			507	507	ALL	FIL METALLIQUE
	U S A			179	179	E-U	
COMMODITY TOTAL				686	686		TOTAL DE MARCHANDISE
COPPER AND ALLOYS	U K			196	196	R U	CUIVRE ET ALLIAGES
	GER			210	210	ALL	
COMMODITY TOTAL				406	406		TOTAL DE MARCHANDISE
METAL FAB. BASIC PROD.	U K			196	196	R U	OUVR. DE BASE EN METAL
	GER			524	524	ALL	
	OTHER			8	8	AUTRE	
COMMODITY TOTAL				728	728		TOTAL DE MARCHANDISE
BRICKS, TILES NES	U K			17	17	R U	BRIQUES, TUILES NDA
GLASS BASIC PRODUCTS	U S A			109	109	E-U	CUVR. DE BASE EN VERRE
NON-MET. MIN. BASIC PROD	U K			17	17	R U	PROD. MIN. NON-MET. BASE
	GER			3	3	ALL	
COMMODITY TOTAL				20	20		TOTAL DE MARCHANDISE
TRACTORS	U K			55	55	R U	TRACTEURS
	GER			70	70	ALL	
	DTHR	5		5	5	AUTRE	
COMMODITY TOTAL		5		125	130		TOTAL DE MARCHANDISE
MACHINERY NES	U K	394		211	605	R U	MACHINES NDA
	GER			102	102	ALL	
	U S A			5	5	E-U	
	OTHER	119		119	119	AUTRE	
COMMODITY TOTAL		513		318	831		TOTAL DE MARCHANDISE
PASS. AUTOS AND CHASSIS	U S A			7	7	E-U	VEHICULES PART. CHASSIS
TRUCKS AND CHASSIS	U K	153		153	153	R U	CAPIONS ET CHASSIS
MOTOR VEHICLE ENGINES	U K			12	12	R U	PCTEURS DE VEH. AUTOM.
	GER			18	18	ALL	
COMMODITY TOTAL				30	30		TOTAL DE MARCHANDISE
SHIPS, AIRCRAFT, MIS. VEH	U K			4	4	R U	NAVIRES, AVIONS, VEH. DIV
	GER			3	3	ALL	
COMMODITY TOTAL				7	7		TOTAL DE MARCHANDISE
EQUIPMENT MISC.	U K	5		148	153	R U	MATERIEL DIVERS
	GER			39	39	ALL	
	GREEK	101		101	101	GRECC	
	U S A			3	3	E-U	

TABLE 1. CARGOES LOADED AT CANADIAN PORTS FOR FOREIGN COUNTRIES.

TABEAU 1. MARCHANDISES CHARGÉES DANS LES PORTS CANADIENS A DESTINATION DE PAYS ÉTRANGERS.

COUNTRY OF DESTINATION AND KIND OF CARGO	REGISTRY OF VESSEL	ATLANTIC ATLANTIQUE	GREAT LAKES GRANDS LACS	PACIFIC PACIFIQUE	TOTAL TOTAL	IMMATIC. DU NAVIRE	PAYS DE DESTINATION ET MARCHANDISE
NEW ZEALAND CONT.							NOUV.- ZELANDE SUITE
COMMODITY TOTAL		106		190	296		TOTAL DE MARCHANDISE
PERSONAL, HOUSEHOLD GOODS	U K			129	129	R U	ART. PERS. ET MENAGERS
	GER			44	44	ALL	
	U S A			4	4	E-U	
	OTHER			1	1	AUTRE	
COMMODITY TOTAL				178	178		TOTAL DE MARCHANDISE
CONTAINERS, CLOSURES	U K	18		4	18	R U	CONTENEURS, FERMETURES
	GER			4	4	ALL	
COMMODITY TOTAL		18		4	22		TOTAL DE MARCHANDISE
MISC. END PRODUCTS NES	GER			18	18	ALL	PRODUITS FINIS DIV. NDA
GENERAL CARGO	U K			6	6	R U	MARCHANDISES DIVERSES
	GER			6	6	ALL	
	U S A			3	3	E-U	
COMMODITY TOTAL				15	15		TOTAL DE MARCHANDISE
CONTAINERIZED FREIGHT	U K	17,607			17,607	R U	FRET CONTENEURISE
	GER	9,849			9,849	ALL	
	OTHER	4,395			4,395	AUTRE	
COMMODITY TOTAL		31,851			31,851		TOTAL DE MARCHANDISE
COUNTRY/REGION TOTAL		32,646*	*	273,315*	305,961*		TOTAL DE PAYS/REGION
BR. OCEANIA NES							OCEANIE BR. NDA
FISH, CANNED	U S A			5	5	E-U	POISSON EN BOITES
WHEAT FLOUR	NORW			18	18	NORV	FARINE DE BLE
	U S A			5	5	E-U	
COMMODITY TOTAL				23	23		TOTAL DE MARCHANDISE
SUGAR, NES	NORW			20	20	NORV	SUCRE, NDA
	U S A			72	72	E-U	
COMMODITY TOTAL				92	92		TOTAL DE MARCHANDISE
MISC. FOOD PREP. NES	NORW			2	2	NORV	DIV. PREP. ALIM. NDA
LUMBER AND TIMBER	NORW			293	293	NORV	PCIS OEUVRE ET CHARP.
PAPER NES	NORW			10	10	NORV	PAPIER NDA
	U S A			1	1	E-U	
COMMODITY TOTAL				11	11		TOTAL DE MARCHANDISE
EQUIPMENT MISC.	NORW			2	2	NORV	MATERIEL DIVERS
	U S A			1	1	E-U	
COMMODITY TOTAL				3	3		TOTAL DE MARCHANDISE
PERSONAL, HOUSEHOLD GOODS	U S A			1	1	E-U	ART. PERS. ET MENAGERS
MISC. END PRODUCTS NES	NORW			5	5	NORV	PRODUITS FINIS DIV. NDA
COUNTRY/REGION TOTAL		*	*	435*	435*		TOTAL DE PAYS/REGION
FR. OCEANIA							OCEANIE FR.
FISH, CANNED	NORW			3	3	NORV	POISSON EN BOITES
APPLES	NORW			10	10	NORV	POMMES
FRUIT JUICES	U S A			7	7	E-U	JUS DE FRUIT
VEGETABLE PREP. NES	NORW			3	3	NORV	PREP. DE LEGUMES NDA
LUMBER AND TIMBER	NORW			993	993	NORV	BOIS OEUVRE ET CHARP.
VENEER, PLYWOOD	NORW			159	159	NORV	PLACAGES, CONTRE-PLAQ.
BLOG. PAPER AND BOARD	NORW			44	44	NORV	PLAQ. CONSTR., PAP./CART.
PIPES, TUBES, IRON, STEEL	NORW			27	27	NORV	TUYAUX, TUBES, FER, ACIER
EQUIPMENT MISC.	NORW			3	3	NORV	MATERIEL DIVERS
	U S A			1	1	E-U	
COMMODITY TOTAL				4	4		TOTAL DE MARCHANDISE
CONTAINERS, CLOSURES	NORW			63	63	NORV	CONTENEURS, FERMETURES
COUNTRY/REGION TOTAL		*	*	1,313*	1,313*		TOTAL DE PAYS/REGION
U.S. OCEANIA							OCEANIE E-U.
FISH, CANNED	NORW			4	4	NORV	POISSON EN BOITES
	U S A			20	20	E-U	
COMMODITY TOTAL				24	24		TOTAL DE MARCHANDISE
SUGAR, NES	NORW			15	15	NORV	SUCRE, NDA
	U S A			302	302	E-U	
COMMODITY TOTAL				317	317		TOTAL DE MARCHANDISE
MISC. FOOD PREP. NES	NORW			2	2	NORV	DIV. PREP. ALIM. NDA
	OTHER			1	1	AUTRE	
COMMODITY TOTAL				3	3		TOTAL DE MARCHANDISE
CONC. COMPLETE FEEDS	OTHER			2	2	AUTRE	CONC., PROV. COMPLETES
PAPER NES	NORW			5	5	NORV	PAPIER NDA
	OTHER			3	3	AUTRE	
COMMODITY TOTAL				8	8		TOTAL DE MARCHANDISE
EQUIPMENT MISC.	NORW			1	1	NORV	MATERIEL DIVERS
	OTHER			1	1	AUTRE	
COMMODITY TOTAL				2	2		TOTAL DE MARCHANDISE
COUNTRY/REGION TOTAL		*	*	356*	356*		TOTAL DE PAYS/REGION
BANGLADESH							BANGLADESH
MILK POWDER	OTHER			54	54	AUTRE	LAIT EN POUDRE
WHEAT	U K		9,752	7,884	17,636	R U	BLE
	GREEK			39,407	39,407	GRECO	

TABLE 1. CARGOES LOADED AT CANADIAN PORTS FOR FOREIGN COUNTRIES.

TABLEAU 1. MARCHANDISES CHARGÉES DANS LES PORTS CANADIENS À DESTINATION DE PAYS ÉTRANGERS.

COUNTRY OF DESTINATION AND KIND OF CARGO	REGISTRY OF VESSEL	ATLANTIC ATLANTIQUE	GREAT LAKES GRANDS LACS	PACIFIC PACIFIQUE	TOTAL TOTAL	IMMATIC. DU NAVIRE	PAYS DE DESTINATION ET MARCHANDISE
BANGLADESH	COMT.						BANGLADESH SUITE
	LIBER		5,638	36,512	42,150	LIBER	
	PANAM	35,787		30,088	65,875	PANAM	
	U S A			68,121	68,121	E-U	
COMMODITY TOTAL		35,787	15,390	178,012	229,189		TOTAL DE MARCHANDISE
RAPESEED	U K			659	659	R U	GRAINE DE COLZA
	LIBER		10,398		10,398	LIBER	
	U S A			12,125	12,125	E-U	
COMMODITY TOTAL			10,398	12,784	23,182		TOTAL DE MARCHANDISE
ASBESTOS	U K	251			251	R U	AMIANTE
WASTE AND SCRAP NES	U K	8			8	R U	DECHETS ET REBLTS NDA
LUMBER AND TIMBER	U K	557			557	R U	BOIS DŒUVRE ET CHARP.
PULP	U K	1,305			1,305	R U	PATE
PCTASH	U K			6,323	6,323	R U	POTASSE
BARNS AND RDDS,STEEL	U K	274			274	R U	BARRES ET TIGES ACIER
STRUCTURAL SHAPES	U K	4,235	1		4,236	R U	PROFILES DE CONSTRUCT.
RAILS & TRACK MATERIAL	OTHER			286	286	AUTRE	RAILS,MAT.VOIE FERREE
PIPES,TUBES:IRON,STEEL	U K		4		4	R U	TUYAUX,TUBES:FER,ACIER
ALUMINUM	U K	407	125		532	R U	ALUMINIUM
COPPER AND ALLOYS	U K	312			312	R U	CUIVRE ET ALLIAGES
ZINC AND ALLOYS	OTHER			110	110	AUTRE	ZINC ET ALLIAGES
METAL FAB.BASIC PRD.	U K	1	7		8	R U	OUVR.DE BASE EN METAL
	OTHER				3	AUTRE	
COMMODITY TOTAL		1	7	3	11		TOTAL DE MARCHANDISE
MACHINERY NES	U K	40	1		41	R U	MACHINES NDA
	OTHER				3	AUTRE	
COMMODITY TOTAL		40	1	3	44		TOTAL DE MARCHANDISE
RAILWAY ROLLING STOCK	U K	266			266	R U	MAT.RDUL.DE CH.CE FER
	OTHER			1	1	AUTRE	
COMMODITY TOTAL		266		1	267		TOTAL DE MARCHANDISE
EQUIPMENT MISC.	U K	30	3		33	R U	MATERIEL DIVERS
PERSONAL,HOUSEHOLD GOODS	U K	85	1		86	R U	ART.PERS.ET MENAGERS
	OTHER			1	1	AUTRE	
COMMODITY TOTAL		85	1	1	87		TOTAL DE MARCHANDISE
MISC. END PRODUCTS NES	OTHER			4	4	AUTRE	PRODUITS FINIS DIV.NDA
GENERAL CARGO	U K		1		1	R U	MARCHANDISES DIVERSES
COUNTRY/REGION TOTAL		43,558*	25,931*	197,581*	267,070*		TOTAL DE PAYS/REGION
GUYANA							GUYANE
MEAT,CURED	PANAM	51			51	PANAM	VIANDE FUMEE OU SALEE
MEAT AND MEAT PREP.NES	GER	70			70	ALL	VIANDES ET PREP.NDA
	GREEK	53			53	GRECC	
COMMODITY TOTAL		123			123		TOTAL DE MARCHANDISE
FISH,CANNED	GER	12			12	ALL	PCISSON EN BOITES
MILK POWDER	GER	54			54	ALL	LAIT EN POUFRE
	PANAM	10			10	PANAM	
COMMODITY TOTAL		64			64		TOTAL DE MARCHANDISE
WHEAT FLOUR	GER	141			141	ALL	FARINE DE BLE
	GREEK	32			32	GRECC	
	PANAM	291			291	PANAM	
COMMODITY TOTAL		464			464		TOTAL DE MARCHANDISE
CEREALS MILLED,NES	GREEK	5			5	GRECC	CEREALES MOULUES,NDA
MACARONI,CEREAL PRD.	GER	6			6	ALL	PATES ALIM.PRD.CEREAL
FRUIT JUICES	GREEK	9			9	GRECC	JUS DE FRUIT
FRUIT,PREP.NOT CANNED	PANAM	4			4	PANAM	CONS. FRUITS NON BOITE
VEGETABLES, FRESH	GER	472			472	ALL	LEGUMES, FRAIS
VEGETABLES, DRIED	GER	749			749	ALL	LEGUMES, SECS
VEGETABLE PREP.NES	GER	13			13	ALL	PREP. DE LEGUMES NDA
SPICES	PANAM	3			3	PANAM	EPICES
MISC.FOOD PREP.NES	GREEK	20			20	GRECC	CIV.PREP.ALIM.NDA
	PANAM	74			74	PANAM	
COMMODITY TOTAL		94			94		TOTAL DE MARCHANDISE
CONC.COMPLETE FEEDS	PANAM	8			8	PANAM	CONC.,PRDV.COMPLETES
TOBACCO NES	GREEK	23			23	GRECC	TABACS NDA
TEXTILE FIBRES NES	PANAM	20			20	PANAM	FIBRES TEXTILES NDA
SALT	GER	7			7	ALL	SEL
	GREEK	15			15	GRECC	
	PANAM	7			7	PANAM	
COMMODITY TOTAL		29			29		TOTAL DE MARCHANDISE
COTTON,TEXTILE WASTE	GREEK	56			56	GRECC	DECHETS DE COTON,TEXT.
LUMBER AND TIMBER	PANAM	24			24	PANAM	BOIS DŒUVRE ET CHARP.
CCOPERAGE STOCK	PANAM	455			455	PANAM	CEMI-PROD.TONNELLERIE
WOOD FAB.MATERIALS	PANAM	217			217	PANAM	DEMI-PRODUITS EN BOIS
NEWSPRINT PAPER	GER	1,161			1,161	ALL	PAPIER JOURNAL
	PANAM	216			216	PANAM	
COMMODITY TOTAL		1,377			1,377		TOTAL DE MARCHANDISE
PAPER NES	GER	130			130	ALL	PAPIER NDA
	GREEK	752			752	GRECC	
	PANAM	688			688	PANAM	
COMMODITY TOTAL		1,570			1,570		TOTAL DE MARCHANDISE
PAPERBOARD	PANAM	2			2	PANAM	CARTON
TEXTILE FAB.MTL NES	GER	68			68	ALL	OUVR.EN MAT.TEXT.NDA
	GREEK	84			84	GRECC	
	PANAM	207			207	PANAM	
COMMODITY TOTAL		359			359		TOTAL DE MARCHANDISE

TABLE 1. CARGOES LOADED AT CANADIAN PORTS FOR FOREIGN COUNTRIES.

TABLEAU 1. MARCHANDISES CHARGÉES DANS LES PORTS CANADIENS A DESTINATION DE PAYS ÉTRANGERS.

COUNTRY OF DESTINATION AND KIND OF CARGO	REGISTRY OF VESSEL	ATLANTIC ATLANTIQUE	GREAT LAKES GRANDS LACS	PACIFIC PACIFIQUE	TOTAL TOTAL	IMMATIC. DU NAVIRE	PAYS DE DESTINATION ET MARCHANDISE
GUYANA CONT.							
ANIMAL OILS, EXC. MARINE	GREEK	49			49	GRECC	GUYANE SUITE
VEG. OILS, FATS NES	PANAM	20			20	PANAM	HUIL. ANIM. SAUF AN. MAR.
INORGANIC CHEMS. NES	GER	25			25	ALL	HUIL. MAT. GRAS. VEG. NDA
	GREEK	41			41	GRECC	PRCD. CHIM. INORG. NDA
COMMODITY TOTAL		66			66		TOTAL DE MARCHANDISE
ORGANIC CHEMICALS NES	PANAM	11			11	PANAM	PRCC. CHIM. ORGAN. NCA
EXPLOS., FUSES, CAPS	OTHER	147			147	AUTRE	EXPLOS., AMGRES, DET.
AGRICULTURAL CHEMICALS	PANAM	14			14	PANAM	PRCD. CHIM. AGRICOLES
PLASTIC MATERIALS	PANAM	1			1	PANAM	MATIERES PLASTIQUES
DYESTUFF, PIGMENT, PAINT	PANAM	5			5	PANAM	MAT. COLOR. PIG. PEINTURE
PETROL, COAL PRCD. NES	GER	3			3	ALL	DERIVE PETR. CHARB. NCA
BARRE AND RODS, STEEL	PANAM	16			16	PANAM	BARRES ET TIGES ACIER
PLATE & SHEET STEEL	DENMK	4			4	DANMK	TCLES, FEUILLES DACIER
	GER	3,160			3,160	ALL	
COMMODITY TOTAL		3,164			3,164		TOTAL DE MARCHANDISE
STRUCTURAL SHAPES	DENMK	145			145	DANMK	PROFILES DE CONSTRUCT.
	GREEK	80			80	GRECC	
COMMODITY TOTAL		225			225		TOTAL DE MARCHANDISE
WIRE	DENMK	5			5	DANMK	FIL METALLIQUE
	GREEK	73			73	GRECC	
COMMODITY TOTAL		78			78		TOTAL DE MARCHANDISE
METAL FAB. BASIC PRCD.	DENMK	1			1	DANMK	OUVR. DE BASE EN METAL
	GER	122			122	ALL	
	GREEK	200			200	GRECC	
	PANAM	34			34	PANAM	
COMMODITY TOTAL		357			357		TOTAL DE MARCHANDISE
GLASS BASIC PRODUCTS	DENMK	3			3	DANMK	OUVR. DE BASE EN VERRE
	GER	15			15	ALL	
COMMODITY TOTAL		18			18		TOTAL DE MARCHANDISE
ASBESTOS BASIC PROC.	PANAM	5			5	PANAM	OUVR. DE BASE AMIANTE
CEMENT	DENMK	1,440			1,440	DANMK	CIMENT
NON-MET. MIN. BASIC PROD	GREEK	46			46	GRECC	PRCD. MIN. NON-MET. BASE
MISC. FABRICATED PROD.	GREEK	39			39	GRECC	OUVRAGES DIVERS
	PANAM	49			49	PANAM	
COMMODITY TOTAL		88			88		TOTAL DE MARCHANDISE
MACHINERY NES	DENMK	14			14	DANMK	MACHINES NCA
	GER	178			178	ALL	
	GREEK	10			10	GRECC	
	PANAM	64			64	PANAM	
	OTHER	1,992			1,992	AUTRE	
COMMODITY TOTAL		2,258			2,258		TOTAL DE MARCHANDISE
TRUCKS AND CHASSIS	PANAM	8			8	PANAM	CAMIONS ET CHASSIS
EQUIPMENT MISC.	DENMK	3			3	DANMK	MATERIEL DIVERS
	GER	79			79	ALL	
	GREEK	93			93	GRECC	
	PANAM	40			40	PANAM	
COMMODITY TOTAL		215			215		TOTAL DE MARCHANDISE
PERSONAL, HSEHGLD GOODS	GER	96			96	ALL	ART. PERS. ET MENAGERS
	GREEK	48			48	GRECC	
	PANAM	79			79	PANAM	
COMMODITY TOTAL		223			223		TOTAL DE MARCHANDISE
CONTAINERS, CLCSURES	GER	251			251	ALL	CONTENEURS, FERMETURES
	GREEK	305			305	GRECC	
	PANAM	185			185	PANAM	
COMMODITY TOTAL		741			741		TOTAL DE MARCHANDISE
MISC. END PRODUCTS NES	DENMK	1			1	DANMK	PRODUITS FINIS DIV. NDA
	GER	64			64	ALL	
	GREEK	28			28	GRECC	
	PANAM	30			30	PANAM	
COMMODITY TOTAL		123			123		TOTAL DE MARCHANDISE
GENERAL CARGO	GER	3			3	ALL	MARCHANDISES DIVERSES
	GREEK	2			2	GRECC	
COMMODITY TOTAL		5			5		TOTAL DE MARCHANDISE
COUNTRY/REGION TOTAL		15,535*	*	*	15,535*		TOTAL DE PAYS/REGION
ARGENTINA							
FISH, CANNED	OTHER	39			39	AUTRE	ARGENTINE
POTATOES	OTHER	884			884	AUTRE	POISSON EN BOITES
SAUSAGE SKINS, CASINGS	OTHER	15			15	AUTRE	POMMES DE TERRE
HAY, FORAGE, STRAW	OTHER	276			276	AUTRE	BOYAUX A SAUCISSES
GROUND CEREALS NES	OTHER	2			2	AUTRE	FOIN, FOURRAGE, PAILLE
CIGARETTES	OTHER	24			24	AUTRE	CEREALES MOULUES NDA
SEEDS FOR SOWING NES	OTHER	731		385	1,116	AUTRE	CIGARETTES
NURSERY, GREENHSE STOCK	OTHER	64			64	AUTRE	GRAINES DE SEMENCE NDA
CRUDE VEG. PROD. NES	OTHER	9			9	AUTRE	PRCD. PEPINIERE, SERRE
PULPWOOD	NORV			216	216	NORV	PR. BRUTS ORIG. VEG. NDA
TEXTILE FIBRES NES	OTHER	53			53	AUTRE	BOIS A PATE
LEAD ORE AND CONC.	OTHER	507			507	AUTRE	FIBRES TEXTILES NDA
ORES AND CONC. NES	U S A			12	12	E-U	MINERAL, CONC. DE PLOMB
	OTHER			23	23	AUTRE	MINERAIS ET CONC. NDA
COMMODITY TOTAL				35	35		TOTAL DE MARCHANDISE
ASBESTOS	OTHER	9,033		2,012	11,045	AUTRE	AMIANTE
SULPHUR IN ORES	GREEK			13,926	13,926	GRECC	SCUFRE EN MINERAL
RUBBER FAB. MATERIALS	OTHER	2			2	AUTRE	DENT-PROD. CAOUTCHOUC

TABLE 1. CARGOES LOADED AT CANADIAN PORTS FOR FOREIGN COUNTRIES.

TABLEAU 1. MARCHANDISES CHARGÉES DANS LES PORTS CANADIENS A DESTINATION DE PAYS ÉTRANGERS.

COUNTRY OF ORIGIN PAYS D'ORIGINE	DESTINATION KIND OF CARGO	REGISTRY OF VESSEL	ATLANTIC ATLANTIQUE	GREAT LAKES GRANDS LACS	PACIFIC PACIFIQUE	TOTAL TOTAL	IMMATIC. DU NAVIRE	PAYS DE DESTINATION ET MARCHANDISE
ARGENTINA	CONT.							ARGENTINE
	LUMBER AND TIMBER	NORW			947	947	NORV	SUITE
		OTHER			264	264	AUTRE	BOIS D'OEUVRE ET CHARP.
	COMMODITY TOTAL				1,211	1,211		TOTAL DE MARCHANDISE
	PULP	NORW			3,514	3,514	NORV	PATE
		LIBER			1,012	1,012	LIBER	
		U S A			392	392	E-U	
		OTHER	684		6,975	7,659	AUTRE	
	COMMODITY TOTAL		684		11,893	12,577		TOTAL DE MARCHANDISE
	NEWSPRINT PAPER	GREEK	5,870			5,870	GRECC	PAPIER JOURNAL
		NORW			5,112	5,112	NORV	
		LIBER	5,529		3,200	8,729	LIBER	
		U S A			150	150	E-U	
		OTHER	36,264		17,563	53,827	AUTRE	
	COMMODITY TOTAL		47,663		26,025	73,688		TOTAL DE MARCHANDISE
	PAPER NES	OTHER	1			1	AUTRE	PAPIER NCA
	PAPERBOARD	OTHER			188	188	AUTRE	CARTON
	OILS, FATS, WAXES NES	OTHER	10			10	AUTRE	LIQ. MAT. GRAS, CIRE NDA
	METALLIC SALTS	OTHER	124		9	133	AUTRE	SELS METALLIQUES
	INORGANIC CHEMS. NES	OTHER	821		102	923	AUTRE	PROD. CHIM. INORG. NDA
	ORGANIC CHEMICALS NES	U S A			19	19	E-U	PROD. CHIM. ORG. NDA
		OTHER	1,169		573	1,742	AUTRE	
	COMMODITY TOTAL		1,169		592	1,761		TOTAL DE MARCHANDISE
	FERTILIZERS NES	OTHER	10			10	AUTRE	ENGRAIS CHIMIQUE NDA
	AGRICULTURAL CHEMICALS	OTHER	7			7	AUTRE	PROD. CHIM. AGRICOLES
	SYNTHETIC RUBBER	OTHER	33			33	AUTRE	CAOUTCHOUC SYNTHETIQUE
	PLASTIC MATERIALS	OTHER	191			191	AUTRE	MATIERES PLASTIQUES
	CHEM. SPECIALTIES NES	OTHER	307			307	AUTRE	PROD. CHIM. SPECIAUX NDA
	FUEL OIL	GREEK	19,402			19,402	GRECC	MAZOUT
	FERRO-ALLOYS	OTHER	61			61	AUTRE	FERRO-ALLIAGES
	PRIMARY IRON, STEEL NES	OTHER	442			442	AUTRE	FER, ACIER PRIMAIRE NDA
	BAR. AND RODS, STEEL	OTHER	5			5	AUTRE	BARRES ET TIGES ACIER
	PLATE & SHEET, STEEL	OTHER	4,914			4,914	AUTRE	TOLES, FEUILLES D'ACIER
	STRUCTURAL SHAPES	OTHER	699			699	AUTRE	PROFILES DE CONSTRUCT.
	PIPES, TUBES: IRON, STEEL	OTHER	11			11	AUTRE	TUYAUX, TUBES: FER, ACIER
	WIRE	U S A			7	7	E-U	FIL METALLIQUE
		OTHER	33			33	AUTRE	
	COMMODITY TOTAL		33		7	40		TOTAL DE MARCHANDISE
	ALUMINIUM	NORW			1,428	1,428	NORV	ALUMINIUM
		OTHER	4,626		2,171	6,797	AUTRE	
	COMMODITY TOTAL		4,626		3,599	8,225		TOTAL DE MARCHANDISE
	COPPER AND ALLOYS	OTHER	62			62	AUTRE	CUivre ET ALLIAGES
	LEAD AND ALLOYS	OTHER	676			676	AUTRE	PLOMB ET ALLIAGES
	NICKEL AND ALLOYS	U S A			9	9	E-U	NICKEL ET ALLIAGES
		OTHER	118		14	132	AUTRE	
	COMMODITY TOTAL		118		23	141		TOTAL DE MARCHANDISE
	ZINC AND ALLOYS	OTHER			50	50	AUTRE	ZINC ET ALLIAGES
	NON-FERROUS METALS NES	OTHER	22			22	AUTRE	METAUX NON-FERREUX NDA
	METAL FAB. BASIC PROD.	NORW			2	2	NORV	OUVR. DE BASE EN METAL
		LIBER	117			117	LIBER	
		OTHER	759			759	AUTRE	
	COMMODITY TOTAL		876		2	878		TOTAL DE MARCHANDISE
	GLASS BASIC PRODUCTS	OTHER	1,186			1,186	AUTRE	OUVR. DE BASE EN VERRE
	ASBESTOS BASIC PROD.	OTHER	3,204			3,204	AUTRE	OUVR. DE BASE AMIANTE
	CEMENT	OTHER	127			127	AUTRE	CIMENT
	NON-MET. MIN. BASIC PROD.	OTHER	76			76	AUTRE	PROD. MIN. NON-MET. BASE
	MACHINERY NES	OTHER	1,527		124	1,651	AUTRE	MACHINES NDA
	PASS. AUTOS AND CHASSIS	OTHER	229			229	AUTRE	VOITURES PART., CHASSIS
	TRUCKS AND CHASSIS	OTHER	214			214	AUTRE	CAMIONS ET CHASSIS
	MOTOR VEHICLE ENGINES	OTHER	1,792			1,792	AUTRE	MOTEURS DE VEH. AUTOM.
	SHIPS, AIRCRAFT, MIS. VEH	OTHER	3			3	AUTRE	NAVIGES, AVIONS, VEH. CIV
	RUBBER TIRES AND TUBES	OTHER	118			118	AUTRE	NAVRES, CHAMBRES A AIR
	EQUIPMENT MISC.	U S A			3	3	E-U	MATERIEL DIVERS
		OTHER	115		9	124	AUTRE	
	COMMODITY TOTAL		115		12	127		TOTAL DE MARCHANDISE
	PERSONAL, HOUSEHOLD GOODS	U S A			3	3	E-U	ART. PERS. ET MENAGERS
		OTHER	154			156	AUTRE	
	COMMODITY TOTAL		154		2	156		TOTAL DE MARCHANDISE
	MISC. END PRODUCTS NES	OTHER	1,044			1,044	AUTRE	PRODUITS FINIS DIV. NDA
	GENERAL CARGO	OTHER	49			49	AUTRE	MARCHANDISES DIVERSES
	CONTAINERIZED FREIGHT	U S A			42	42	E-U	FRET CONTENEURESE
	COUNTRY/REGION TOTAL		104,444*	*	60,450*	164,902*		TOTAL DE PAYS/REGION
BRAZIL								BRESIL
	FISH, FRESH OR FROZEN	OTHER	119		3	122	AUTRE	POISSON, FRAIS DU CONG.
	FISH, SALTED OR CURED	OTHER	127			127	AUTRE	POISSON, SALE DU FUME
	MILK POWDER	OTHER	34			34	AUTRE	LAIT EN POUDDRE
	WHEAT	GREEK	153,475			153,475	GRECC	BLE
		NORW	37,354			37,354	NORV	
		LIBER	358,086			358,086	LIBER	
		PANAM	26,880			26,880	PANAM	
		OTHER	833,723	14,081		847,804	AUTRE	
	COMMODITY TOTAL		1,409,518	14,081		1,423,599		TOTAL DE MARCHANDISE
	MALT AND MALT FLOUR	GER	250			250	ALL	MALT ET FARINE DE MALT
		GREEK	2,735			2,735	GRECC	

TABLE 1. CARGOES LOADED AT CANADIAN PORTS FOR FOREIGN COUNTRIES.
 TABLEAU 1. MARCHANDISES CHARGÉES DANS LES PORTS CANADIENS A DESTINATION DE PAYS ÉTRANGERS.

COUNTRY OF DESTINATION AND KIND OF CARGO	REGISTRY OF VESSEL	ATLANTIC ATLANTIQUE	GREAT LAKES GRANDS LACS	PACIFIC PACIFIQUE	TOTAL TOTAL	IMMATIC. DU NAVIRE	PAYS DE DESTINATION ET MARCHANDISE
BRAZIL	CONT.						BRESIL
	LIBER	666			666	LIBER	SUITE
	OTHER	1,313			1,313	AUTRE	
COMMODITY TOTAL		4,264			4,264		TOTAL DE MARCHANDISE
MACARONI, CEREAL PRD.	OTHER			2	2	AUTRE	PATES ALIM. PROC. CEREAL
APPLES	U S A			62	62	E-U	POMMES
VEGETABLE PREP. NES	OTHER	353			353	AUTRE	PREP. DE LEGUMES NDA
SAUSAGE SKINS, CASINGS	CAN	6			6	CAN	BOYAUX A SAUCISSES
	OTHER	6			6	AUTRE	
COMMODITY TOTAL		12			12		TOTAL DE MARCHANDISE
MISC. FOOD PREP. NES	U K	75			75	R U	CIV. PREP. ALIM. NDA
	LIBER	33			33	LIBER	
	OTHER		2		2	AUTRE	
COMMODITY TOTAL		108	2		110		TOTAL DE MARCHANDISE
DIST. ALCOHOLIC BEV.	GER	3			3	ALL	BOISS. ALCOOL. DIST.
	OTHER	6			6	AUTRE	
COMMODITY TOTAL		9			9		TOTAL DE MARCHANDISE
MUSTARD SEED	OTHER	99			99	AUTRE	GRAINE DE MOUTARDE
CRUDE VEG. PRD. NES	OTHER	7			7	AUTRE	PR. BRUTS DRIG. VEG. NDA
LEAD ORE AND CONC.	U K			5,564	5,564	R U	MINERAI, CONC. DE PLOMB
	DENMK			5,000	5,000	DANMK	
COMMODITY TOTAL				10,564	10,564		TOTAL DE MARCHANDISE
GRES AND CONC. NES	GER			16	16	ALL	MINERAI ET CONC. NDA
	LIBER		20		20	LIBER	
	CAN	72			72	CAN	
	U S A			506	506	E-U	
COMMODITY TOTAL		72	20	522	614		TOTAL DE MARCHANDISE
NON-FERROUS MET. SCRAP	GER	56			56	ALL	DECHETS METAL. NON FER.
	NORW			20	20	NORV	
	LIBER	17			17	LIBER	
	CAN	221			221	CAN	
	U S A			22	22	E-U	
	OTHER	716			716	AUTRE	
COMMODITY TOTAL		1,010		42	1,052		TOTAL DE MARCHANDISE
ASBESTOS	U K	2,976			2,976	R U	AMIANTE
	DENMK	735			735	DANMK	
	GER	2,245			2,245	ALL	
	GREEK	705			705	GRECC	
	NORW			49	49	NORV	
	LIBER	2,041			2,041	LIBER	
	CAN	1,488			1,488	CAN	
	U S A			23	23	E-U	
	OTHER	14,316			14,316	AUTRE	
COMMODITY TOTAL		24,506		72	24,578		TOTAL DE MARCHANDISE
SULPHUR IN GRES	GREEK			136,663	136,663	GRECC	SOUFRE EN MINERAI
	OTHER	155			155	AUTRE	
COMMODITY TOTAL		155		136,663	136,818		TOTAL DE MARCHANDISE
LEATHER	GREEK	5			5	GRECC	CUIR
RUBBER FAB. MATERIALS	OTHER	471			471	AUTRE	DEMI-PROD. CAOUTCHOUC
WOOD FAB. MATERIALS	U K	20			20	R U	CEMI-PRODUITS EN BOIS
PULP	U K	513			513	R U	PATE
	DENMK	2,126			2,126	DANMK	
	GER			3,046	3,046	ALL	
	NORW			1,946	1,946	NORV	
	LIBER	1,322			1,322	LIBER	
	OTHER	3,337		766	4,103	AUTRE	
COMMODITY TOTAL		7,298		5,758	13,056		TOTAL DE MARCHANDISE
NEWSPRINT PAPER	U K	16,186			16,186	R U	PAPIER JOURNAL
	DENMK	224			224	DANMK	
	GER	900		7,606	8,506	ALL	
	GREEK	4,752			4,752	GRECC	
	NORW	2,148		11,369	13,517	NORV	
	SWEDN	3,798			3,798	SUEDE	
	LIBER	30,341		2,944	33,285	LIBER	
	PANAM	4,789			4,789	PANAM	
	CAN	5,990			5,990	CAN	
	OTHER	24,280		5,298	29,578	AUTRE	
COMMODITY TOTAL		93,408		27,217	120,625		TOTAL DE MARCHANDISE
PAPER NES	GREEK	7			7	GRECC	PAPIER NDA
	OTHER	87			87	AUTRE	
COMMODITY TOTAL		94			94		TOTAL DE MARCHANDISE
WET MACHINE BOARD	U K		8		8	R U	CARTON EN PATE PRESSE
TEXTILE FAB. MTL NES	DENMK	8			8	DANMK	CUVR. EN MAT. TEXT. NDA
	LIBER	6			6	LIBER	
	OTHER	61	3		64	AUTRE	
COMMODITY TOTAL		75	3		78		TOTAL DE MARCHANDISE
ANIMAL OILS, EXC. MARINE	OTHER	122			122	AUTRE	HUIL. ANIM. SAUF AN. MAR.
OILS, FATS, WAXES NES	OTHER	7		8	15	AUTRE	HUIL. MAT. GRAS. CIRE NDA
METALLIC SALTS	U K		23		23	R U	SELS METALLIQUES
	LIBER	907			907	LIBER	
	CAN	503			503	CAN	
	OTHER	904	70		974	AUTRE	
COMMODITY TOTAL		2,314	93		2,407		TOTAL DE MARCHANDISE
INORGANIC CHEMS. NES	GER	319			319	ALL	PROC. CHIM. INORG. NDA
	LIBER	80			80	LIBER	
	CAN	75			75	CAN	
	U S A			11	11	E-U	

TABLE 1. CARGOES LOADED AT CANADIAN PORTS FOR FOREIGN COUNTRIES.

TABLEAU 1. MARCHANDISES CHARGÉES DANS LES PORTS CANADIENS A DESTINATION DE PAYS ÉTRANGERS.

COUNTRY OF DESTINATION AND KIND OF CARGO	REGISTRY OF VESSEL	ATLANTIC ATLANTIQUE	GREAT LAKES GRANDS LACS	PACIFIC PACIFIQUE	TOTAL TOTAL	IMMATIC. DU NAVIRE	PAYS DE DESTINATION ET MARCHANDISE
BRAZIL	CONT.						BRESIL
COMMODITY TOTAL	OTHER	997	2		999	AUTRE	SUITE
GLYCOL	OTHER	1,471	2	11	1,484	AUTRE	TOTAL DE MARCHANDISE
ORGANIC CHEMICALS NES	DENMK	22			22	AUTRE	GLYCOL
	GREEK	25			25	DANMK	PRCD.CHIM.ORGAN.NDA
	LIBER	233			233	GRECC	
	CAN	382			382	LIBER	
	OTHER	98			98	CAN	
COMMODITY TOTAL	OTHER	2,533			2,533	AUTRE	TOTAL DE MARCHANDISE
POTASH	NORW	3,271		29,120	3,271	NDRV	POTASSE
FERTILIZERS NES	GER	140			140	ALL	ENGRAIS CHIMIQUE NDA
AGRICULTURAL CHEMICALS	OTHER	2			2	AUTRE	PRCD.CHIM.AGRICOLES
SYNTHETIC RUBBER	U K		23		23	R U	CAOLTCHEUC SYNTHETIQUE
	GER	19			19	ALL	
	GREEK		17		17	GRECC	
	LIBER	306	181		487	LIBER	
COMMODITY TOTAL	OTHER	1,084	349		1,433	AUTRE	TOTAL DE MARCHANDISE
PLASTIC MATERIALS		1,409	570		1,979		MATIERES PLASTIQUES
	U K		11		11	R U	
	GREEK		2		2	GRECC	
	LIBER		22		22	LIBER	
	OTHER	306			306	ALTRE	
COMMODITY TOTAL		306	35		341		TOTAL DE MARCHANDISE
DYESTUFF,PIGMENT,PAINT	GREEK		15		15	GRECC	MAT.COLGR.PIG.PEINTURE
CHEM.SPECIALTIES NES	U K		3		3	R U	PRCD.CHIM.SPECIALX NDA
	GER	672			672	ALL	
	OTHER	2			2	AUTRE	
COMMODITY TOTAL		674	3		677		TOTAL DE MARCHANDISE
PETROL.COAL PRCD-NES	U K		12		12	R U	DERIVE PETR.CHARB.NCA
	CAN	168			168	CAN	
	OTHER	140	34		174	AUTRE	
COMMODITY TOTAL		308	46		354		TOTAL DE MARCHANDISE
FERRO-ALLOYS	OTHER	114			114	AUTRE	FERRC-ALLIAGES
PRIMARY IRON,STEEL NES	OTHER		80		80	AUTRE	FER,ACIER PRIMAIR.NDA
CASTINGS,FORGINGS	OTHER	2			2	AUTRE	MCUL.PIECES FORGEES
BAR AND RDDS,STEEL	GER	140			140	ALL	BARRES ET TIGES ACIER
	LIBER	220			220	LIBER	
	OTHER	139	112		251	AUTRE	
COMMODITY TOTAL		499	112		611		TOTAL DE MARCHANDISE
PLATE & SHEET STEEL	U K		2,778		2,778	R U	TOLES,FEUILLES DACIER
	DENMK	943			943	DANMK	
	GREEK		6,975		6,975	GRECC	
	LIBER	842	10,414		11,256	LIBER	
	CAN	492			492	CAN	
	OTHER	7,201	10,039		17,240	AUTRE	
COMMODITY TOTAL		9,478	30,206		39,684		TOTAL DE MARCHANDISE
STRUCTURAL SHAPES	OTHER	315			315	AUTRE	PROFILES DE CONSTRUCT.
ALUMINUM	DENMK	24			24	DANMK	ALUMINIUM
	GREEK	358	1,100		1,458	GRECC	
	NORW	1,210		8,080	9,290	NORV	
	LIBER	3,339	2		3,341	LIBER	
	CAN	1,399			1,399	CAN	
	U S A			1,063	1,063	E-U	
	OTHER	4,584			4,584	AUTRE	
COMMODITY TOTAL		10,914	1,102	9,143	21,159		TOTAL DE MARCHANDISE
COPPER AND ALLOYS	U K	1,102			1,102	R U	CUIVRE ET ALLIAGES
	CAN	322			322	CAN	
	OTHER	1,321	1		1,322	AUTRE	
COMMODITY TOTAL		2,745	1		2,746		TOTAL DE MARCHANDISE
LEAD AND ALLOYS	CAN	246			246	CAN	PLCMB ET ALLIAGES
	OTHER	224			224	AUTRE	
COMMODITY TOTAL		470			470		TOTAL DE MARCHANDISE
NICKEL AND ALLOYS	U K		63		63	R U	NICKEL ET ALLIAGES
	DENMK	3			3	DANMK	
	GER			76	76	ALL	
	CAN	50			50	CAN	
	OTHER	120	72		192	AUTRE	
COMMODITY TOTAL		173	135	76	384		TOTAL DE MARCHANDISE
ZINC AND ALLOYS	LIBER	98			98	LIBER	ZINC ET ALLIAGES
	CAN	246			246	CAN	
	OTHER	3,493			3,493	AUTRE	
COMMODITY TOTAL		3,837			3,837		TOTAL DE MARCHANDISE
NON-FERROUS METALS NES	DENMK	11			11	DANMK	METAUX NON-FERREUX NOA
	GER	2			2	ALL	
	GREEK	581			581	GRECC	
	CAN	20			20	CAN	
	U S A			28	28	E-U	
	OTHER	138			138	AUTRE	
COMMODITY TOTAL		752		28	780		TOTAL DE MARCHANDISE
METAL FAB.BASIC PROD.	U K		1		1	R U	OUVR.DE BASE EN METAL
	DENMK	4			4	DANMK	
	GER	52			52	ALL	
	GREEK	19			19	GRECC	
	CAN	16			16	CAN	
	U S A			2	2	E-U	
	OTHER	320	10		330	AUTRE	
COMMODITY TOTAL		411	11	2	424		TOTAL DE MARCHANDISE

TABLE 1. CARGOES LOADED AT CANADIAN PORTS FOR FOREIGN COUNTRIES.

TABLEAU 1. MARCHANDISES CHARGÉES DANS LES PORTS CANADIENS A DESTINATION DE PAYS ÉTRANGERS.

COUNTRY OF DESTINATION AND KIND OF CARGO	REGISTRY OF VESSEL	ATLANTIC ATLANTIQUE	GREAT LAKES GRANDS LACS	PACIFIC PACIFIQUE	TOTAL TOTAL	IMMATIC. DU NAVIRE	PAYS DE DESTINATION ET MARCHANDISE
BRAZIL							BRESIL
GLASS BASIC PRODUCTS	U K	77	2		79	R U	SUITE
	OTHER	6	2		8	AUTRE	OUVR.DE BASE EN VERRE
COMMODITY TOTAL		83	4		87		TOTAL DE MARCHANDISE
ASBESTOS BASIC PROC.	SWEDN	895			895	SUEDE	OUVR.DE BASE AMIANTE
	OTHER	18			18	AUTRE	
COMMODITY TOTAL		913			913		TOTAL DE MARCHANDISE
NON-MET.MIN.BASIC PRD	CAN	2			2	CAN	PRCD.MIN.NON-MET.BASE
	OTHER	762			762	AUTRE	
COMMODITY TOTAL		764			764		TOTAL DE MARCHANDISE
MACHINERY NES	U K	402	59		461	R U	MACHINES NDA
	DENMK	27			27	DANMK	
	GER	164		2	166	ALL	
	GREEK	89	41		130	GRECQ	
	LIBER	61	79		140	LIBER	
	CAN	65			65	CAN	
	U S A			266	266	E-U	
	OTHER	2,225	52	12	2,289	AUTRE	
COMMODITY TOTAL		3,033	231	280	3,544		TOTAL DE MARCHANDISE
PASS.AUTOS AND CHASSIS	DENMK	1			1	DANMK	VOITURES PART.,CHASSIS
	OTHER	4			4	AUTRE	
COMMODITY TOTAL		5			5		TOTAL DE MARCHANDISE
TRUCKS AND CHASSIS	OTHER	5			5	AUTRE	CAMIONS ET CHASSIS
MOTOR VEHICLE ENGINES	U K		3		3	R U	MOTEURS DE VEH.AUTOM.
	GREEK		5		5	GRECQ	
	LIBER		1		1	LIBER	
	OTHER	36	111		147	AUTRE	
COMMODITY TOTAL		36	120		156		TOTAL DE MARCHANDISE
SHIPS,AIRCRAFT,MIS.VEH	U K	3			3	R U	NAVIRES,AVIONS,VEH.DIV
	GREEK		10		10	GRECQ	
	OTHER	15			15	AUTRE	
COMMODITY TOTAL		18	10		28		TOTAL DE MARCHANDISE
RUBBER TIRES AND TUBES	GER	2			2	ALL	PNEUS, CHAMBRES A AIR
	LIBER		13		13	LIBER	
	OTHER	78	13		91	AUTRE	
COMMODITY TOTAL		80	26		106		TOTAL DE MARCHANDISE
EQUIPMENT MISC.	U K		134		134	R U	MATERIEL DIVERS
	GREEK		27		27	GRECQ	
	CAN	102			102	CAN	
	U S A			8	8	E-U	
	OTHER	101	13	15	129	AUTRE	
COMMODITY TOTAL		203	174	23	400		TOTAL DE MARCHANDISE
PERSONAL,HOUSEHOLD GOODS	U K		2		2	R U	ART.PERS.ET MENAGERS
	DENMK	3			3	DANMK	
	GER			3	3	ALL	
	GREEK	4	6		10	GRECQ	
	LIBER	1	2		3	LIBER	
	U S A			3	3	E-U	
	OTHER	70	2	1	73	AUTRE	
COMMODITY TOTAL		78	12	7	97		TOTAL DE MARCHANDISE
FIREARMS,AMMUNITION	OTHER	34			34	AUTRE	ARMES A FEU,MUNITIONS
CONTAINERS,CLOSURES	LIBER	176			176	LIBER	CONTENEURS,FERMETURES
	OTHER			2	2	AUTRE	
COMMODITY TOTAL		176		2	178		TOTAL DE MARCHANDISE
MISC. END PRODUCTS NES	U K		1		1	R U	PRODUITS FINIS DIV.NDA
	GREEK		1		1	GRECQ	
	LIBER	2			2	LIBER	
	OTHER	49			49	AUTRE	
COMMODITY TOTAL		51	2		53		TOTAL DE MARCHANDISE
GENERAL CARGO	U K		338		338	R U	MARCHANDISES DIVERSES
	GREEK		61		61	GRECQ	
	CAN	522			522	CAN	
	U S A			1	1	E-U	
	OTHER	6	904		910	AUTRE	
COMMODITY TOTAL		528	1,303	1	1,832		TOTAL DE MARCHANDISE
CONTAINERIZED FREIGHT	LIBER	90			90	LIBER	FRET CONTENEURESE
	U S A			846	846	E-U	
	OTHER	851			851	AUTRE	
COMMODITY TOTAL		941		846	1,787		TOTAL DE MARCHANDISE
COUNTRY/REGION TOTAL		1,588,470*	48,415*	220,444*	1,857,329*		TOTAL DE PAYS/REGION
CHILE							CHILI
FISH,CANNED	OTHER	4		1	5	AUTRE	POISSON EN BOITES
DAIRY PROD.EGGS,HONEY	U S A			3	3	E-U	PROD.LAIT.,OEUFS,MIEL
MALT AND MALT FLOUR	OTHER			168	168	AUTRE	MALT ET FARINE DE MALT
MISC.FOOD PREP.NES	OTHER	3			3	AUTRE	CIV.PREP.ALIM.NDA
DIST.ALCOHOLIC BEV.	OTHER	2		1	3	AUTRE	BCISS.ALCOOL.DIST.
CRUDE ANIMAL PROD.NES	OTHER	1			1	AUTRE	PR.BRUTS ORIG.ANIM.NDA
TEXTILE FIBRES NES	OTHER	1			1	AUTRE	FIBRES TEXTILES NDA
IRON AND STEEL SCRAP	OTHER	1,629			1,629	AUTRE	DECHETS DE FER, DACIER
COAL,BITUMINOUS	GER			25,760	25,760	ALL	CHARBON BITUMINEUX
ASBESTOS	U S A			2,707	2,707	E-U	AMIANTE
	OTHER	7,916		145	8,061	AUTRE	
COMMODITY TOTAL		7,916		2,852	10,768		TOTAL DE MARCHANDISE
SULPHUR IN ORES	GREEK	11,095		68,613	79,708	GRECQ	SOUFRE EN MINERAI

TABLE 1. CARGOES LOADED AT CANADIAN PORTS FOR FOREIGN COUNTRIES.

TABLEAU 1. MARCHANDISES CHARGEES DANS LES PORTS CANADIENS A DESTINATION DE PAYS ETRANGERS.

COUNTRY OF DESTINATION AND KIND OF CARGO	REGISTRY OF VESSEL	ATLANTIC ATLANTIQUE	GREAT LAKES GRANDS LACS	PACIFIC PACIFIQUE	TOTAL TOTAL	IMMATIC. DU NAVIRE	PAYS DE DESTINATION ET MARCHANDISE
CHILE	CONT.						CHILI SUITE
WASTE AND SCRAP NES	OTHER	523			523	AUTRE	DECHETS ET REBUTS NDA
LUMBER AND TIMBER	OTHER	21			21	AUTRE	BOIS D'OEUVRE ET CHARP.
WOOD FAB. MATERIALS	OTHER	293			293	AUTRE	DEMI-PRODUITS EN BOIS
NEWSPRINT PAPER	OTHER	961		641	1,602	AUTRE	PAPIER JOURNAL
PAPER NES	OTHER	68			68	AUTRE	PAPIER NDA
BLDG. PAPER AND BOARD	OTHER	13			13	AUTRE	PLAQ. CONSTR., PAP./CART.
TEXTILE FAB. MTL NES	OTHER	3			3	AUTRE	OUVR. EN MAT. TEXT. NDA
OILS, FATS, WAXES NES	U S A			12	12	E-U	HUIL. MAT. GRAS. CIRE NDA
INORGANIC CHEMS. NES	OTHER	604			604	AUTRE	PRDD. CHIM. INORG. NDA
ORGANIC CHEMICALS NES	OTHER	17		27	44	AUTRE	PRDD. CHIM. ORGAN. NDA
POTASH	GREEK			17,102	17,102	GRECC	POTASSE
FERTILIZERS NES	LIBER	16,057			16,057	LIBER	ENGRAIS CHIMIQUE NDA
	OTHER	12,691		14	12,705	AUTRE	
COMMODITY TOTAL		28,748		14	28,762		TOTAL DE MARCHANDISE
PLASTIC MATERIALS	OTHER	34			34	AUTRE	MATIERES PLASTIQUES
DYESTUFF, PIGMENT, PAINT	U S A			3	3	E-U	MAT. COLOR. PIG. PEINTURE
CHEM. SPECIALTIES NES	OTHER	7			7	AUTRE	PRDD. CHIM. SPECIAUX NDA
PRIMARY IRON, STEEL NES	OTHER	4			4	AUTRE	FER, ACIER PRIMAIR. NDA
STRUCTURAL SHAPES	OTHER	102			102	AUTRE	PROFILES DE CONSTRUCT.
RAILS & TRACK MATERIAL	OTHER	84			84	AUTRE	RAILS, MAT. VOIE FERREE
WIRE	OTHER	12			12	AUTRE	FIL METALLIQUE
ALUMINUM	OTHER	956			956	AUTRE	ALUMINIUM
COPPER AND ALLOYS	OTHER	1			1	AUTRE	CUIVRE ET ALLIAGES
LEAD AND ALLOYS	OTHER	32			32	AUTRE	PLOMB ET ALLIAGES
NICKEL AND ALLOYS	U S A			12	12	E-U	NICKEL ET ALLIAGES
	OTHER	3			3	AUTRE	
COMMODITY TOTAL		3		12	15		TOTAL DE MARCHANDISE
METAL FAB. BASIC PROD.	OTHER	412			412	AUTRE	OUVR. DE BASE EN METAL
BRICKS, TILES NES	OTHER	2,375			2,375	AUTRE	BRIQUES, TUILES NDA
MISC. FABRICATED PROD.	OTHER	10			10	AUTRE	OUVRAGES DIVERS
MACHINERY NES	U S A			33	33	E-U	MACHINES NDA
	OTHER	4,760		2	4,762	AUTRE	
COMMODITY TOTAL		4,760		35	4,795		TOTAL DE MARCHANDISE
PASS. AUTOS AND CHASSIS	OTHER	7			7	AUTRE	VOITURES PART., CHASSIS
MOTOR VEHICLE ENGINES	U S A			1	1	E-U	MOTEURS DE VEH. AUTOM.
	OTHER	70			70	AUTRE	/
COMMODITY TOTAL		70		1	71		TOTAL DE MARCHANDISE
RUBBER TIRES AND TUBES	OTHER	28			28	AUTRE	PNEUS, CHAMBRES A AIR
EQUIPMENT MISC.	U S A			2	2	E-U	MATERIEL DIVERS
	OTHER	48			48	AUTRE	
COMMODITY TOTAL		48		14	62		TOTAL DE MARCHANDISE
PERSONAL, HOUSEHOLD GOODS	U S A			12	12	E-U	ART. PERS. ET MENAGERS
	OTHER	83			83	AUTRE	
COMMODITY TOTAL		83		12	95		TOTAL DE MARCHANDISE
FIREARMS, AMMUNITION	OTHER	18			18	AUTRE	ARMES A FEU, MUNITIONS
CONTAINERS, CLOSURES	OTHER	10			10	AUTRE	CONTENEURS, FERMETURES
MISC. END PRODUCTS NES	OTHER	14			14	AUTRE	PRODUITS FINIS DIV. NDA
GENERAL CARGO	OTHER	4			4	AUTRE	MARCHANDISES DIVERSES
CONTAINERIZED FREIGHT	U S A			705	705	E-U	FRET CONTENEURESE
	OTHER	16			16	AUTRE	
COMMODITY TOTAL		16		705	721		TOTAL DE MARCHANDISE
COUNTRY/REGION TOTAL		60,992*	*	115,978*	176,970*		TOTAL DE PAYS/REGION
COLOMBIA							COLOMBIE
FISH, CANNED	DENMK	404			404	DANMK	POISSON EN BOITES
DAIRY PROD. EGGS, HONEY	OTHER	19			19	AUTRE	PRDD. LAIT., OEUFS, MIEL
VEGETABLES, DRIED	DENMK	302			302	DANMK	LEGUMES, SECS
	OTHER			150	150	AUTRE	
COMMODITY TOTAL		302		150	452		TOTAL DE MARCHANDISE
SUGAR, NES	OTHER	20			20	AUTRE	SUCRE, NDA
SUGAR PREPARATIONS	OTHER			9	9	AUTRE	PREP. A BASE DE SUCRE
GRAND CEREALS NES	OTHER	1,095			1,095	AUTRE	CEREALES MOULUES NDA
SEEDS FOR SOWING NES	OTHER			6	6	AUTRE	GRAINES DE SEMENCE NDA
TEXTILE FIBRES NES	OTHER	200			200	AUTRE	FIBRES TEXTILES NDA
ZINC ORE AND CONC.	OTHER			110	110	AUTRE	MINERAL, CONC. DE ZINC
ASBESTOS	DENMK	1,191			1,191	DANMK	AMIANTE
	GER	3,400			3,400	ALL	
	LIBER	2,400			2,400	LIBER	
	U S A			905	905	E-U	
	OTHER	4,642			5,567	AUTRE	
COMMODITY TOTAL		11,633		1,830	13,463		TOTAL DE MARCHANDISE
WASTE AND SCRAP NES	DENMK	261			261	DANMK	DECHETS ET REBUTS NDA
	OTHER	957			957	AUTRE	
COMMODITY TOTAL		1,218			1,218		TOTAL DE MARCHANDISE
PULP	DENMK	1,467			1,467	DANMK	PATE
	LIBER			750	750	LIBER	
	U S A			1,010	1,010	E-U	
	OTHER	3,074			4,337	AUTRE	
COMMODITY TOTAL		4,541		3,023	7,564		TOTAL DE MARCHANDISE
NEWSPRINT PAPER	DENMK	4,032			4,032	DANMK	PAPIER JOURNAL
	GER	11,526			11,526	ALL	
	NORW	6,500		2,202	8,702	NORV	
	CAN	13,300			13,300	CAN	
	U S A			28	28	E-U	

TABLE 1. CARGOES LOADED AT CANADIAN PORTS FOR FOREIGN COUNTRIES.

TABLEAU 1. MARCHANDISES CHARGÉES DANS LES PORTS CANADIENS A DESTINATION DE PAYS ÉTRANGERS.

COUNTRY OF DESTINATION AND KIND OF CARGO	REGISTRY OF VESSEL	ATLANTIC ATLANTIQUE	GREAT LAKES GRANDS LACS	PACIFIC PACIFIQUE	TOTAL TOTAL	IMMATIC. DU NAVIRE	PAYS DE DESTINATION ET MARCHANDISE
COLOMBIA	CONT.						COLOMBIE SUITE
	OTHER	8,586		7,424	16,010	AUTRE	
COMMODITY TOTAL		43,944		9,654	53,598		TOTAL DE MARCHANDISE
PAPER NES	OTHER			936	936	AUTRE	PAPIER NDA
BLDG.PAPER AND BOARD	OTHER			185	185	AUTRE	PLAQ.CONSTR.,PAP/CART.
TEXTILE FAB.MTL NES	OTHER	24			24	AUTRE	OUVR.EN MAT.TEXT.NDA
INORGANIC CHEMS. NES	DENMK	110			110	DANMK	PROD.CHM.INORGD.NDA
	GER		75		75	ALL	
	OTHER	15		28	43	AUTRE	
COMMODITY TOTAL		125	75	28	228		TOTAL DE MARCHANDISE
ORGANIC CHEMICALS NES	GER		24		24	ALL	PROD.CHM.ORGAN.NDA
	PANAM		82		82	PANAM	
	CAN	1			1	CAN	
	OTHER	284		603	887	AUTRE	
COMMODITY TOTAL		285	106	603	994		TOTAL DE MARCHANDISE
EXPLOS., FUSES, CAPS	CAN	1,368			1,368	CAN	EXPLOS.,AMORCES,DET.
	OTHER	633			633	AUTRE	
COMMODITY TOTAL		2,001			2,001		TOTAL DE MARCHANDISE
AGRICULTURAL CHEMICALS	GER		85		85	ALL	PROD.CHM.AGRICOLES
SYNTHETIC RUBBER	OTHER	170			170	AUTRE	CADUTCHOUQ SYNTHETIQUE
PLASTIC MATERIALS	U S A			1,530	1,530	E-U	MATIERES PLASTIQUES
	OTHER	218		1,426	1,644	AUTRE	
COMMODITY TOTAL		218		2,956	3,174		TOTAL DE MARCHANDISE
DYESTUFF,PIGMENT,PAINT	GER		3		3	ALL	MAT.COLOR.PIG.PEINTURE
	OTHER	6			6	AUTRE	
COMMODITY TOTAL		6	3		9		TOTAL DE MARCHANDISE
CHEM.SPECIALTIES NES	OTHER	20			20	AUTRE	PROD.CHM.SPECIALS NDA
LUBRICATING OIL,GREASE	OTHER	26			26	AUTRE	HUILE,GRAISSE LUBRIF.
ASPHALTS,ROAD OILS	DENMK	43			43	DANMK	ASPHALTE,BITUME LIQD.
FERRO-ALLOYS	OTHER	2			2	AUTRE	FERRO-ALLIAGES
PRIMARY IRON,STEEL NES	OTHER	261			261	AUTRE	FER,ACIER PRIMAIR.NDA
PLATE & SHEET STEEL	GER		1,695		1,695	ALL	TOLES,FEUILLES DACIER
	PANAM		209		209	PANAM	
COMMODITY TOTAL			1,904		1,904		TOTAL DE MARCHANDISE
PIPES,TUBES:IRON,STEEL	NORV			892	892	NORV	TUYAUX,TUBES:FER,ACIER
	OTHER	4			4	AUTRE	
COMMODITY TOTAL		4		892	896		TOTAL DE MARCHANDISE
WIRE	U S A			15	15	E-U	FIL METALLIQUE
ALUMINUM	DENMK	281			281	DANMK	ALUMINIUM
	U S A			1,208	1,208	E-U	
	OTHER	570			2,671	AUTRE	
COMMODITY TOTAL		851		3,309	4,160		TOTAL DE MARCHANDISE
COPPER AND ALLOYS	OTHER	44			44	AUTRE	CUVRE ET ALLIAGES
NICKEL AND ALLOYS	U S A			6	6	E-U	NICKEL ET ALLIAGES
	OTHER	9			9	AUTRE	
COMMODITY TOTAL		9		6	15		TOTAL DE MARCHANDISE
ZINC AND ALLOYS	U S A			419	419	E-U	ZINC ET ALLIAGES
	OTHER			210	210	AUTRE	
COMMODITY TOTAL				629	629		TOTAL DE MARCHANDISE
METAL FAB.BASIC PROD.	NORV			6	6	NORV	OUVR.OE BASE EN METAL
	PANAM		3		3	PANAM	
	U S A			14	14	E-U	
	OTHER	12			12	AUTRE	
COMMODITY TOTAL		12	3	20	35		TOTAL DE MARCHANDISE
BRICKS,TILES NES	DENMK	232			232	DANMK	BRIQUES,TUILES NDA
	OTHER	139			139	AUTRE	
COMMODITY TOTAL		371			371		TOTAL DE MARCHANDISE
MACHINERY NES	PANAM		3		3	PANAM	MACHINES NDA
	U S A			11	11	E-U	
	OTHER	137			137	AUTRE	
COMMODITY TOTAL		137	3	11	151		TOTAL DE MARCHANDISE
PASS.AUTOS AND CHASSIS	OTHER	6		3	9	AUTRE	VOITURES PART.,CHASSIS
MOTOR VEHICLE ENGINES	GER		63		63	ALL	MOTEURS DE VEH.AUTOM.
	OTHER	125			125	AUTRE	
COMMODITY TOTAL		125	63		188		TOTAL DE MARCHANDISE
RUBBER TIRES AND TUBES	GER		18		18	ALL	PNEUS, CHAMBRES A AIR
	OTHER	2			2	AUTRE	
COMMODITY TOTAL		2	18		20		TOTAL DE MARCHANDISE
EQUIPMENT MISC.	DENMK	2			2	DANMK	MATERIEL DIVERS
	GER		8		8	ALL	
	U S A			4	4	E-U	
	OTHER	34			34	AUTRE	
COMMODITY TOTAL		36	8	4	48		TOTAL DE MARCHANDISE
PERSONAL,HOUSEHOLD GOODS	U S A			8	8	E-U	ART.PERS.ET MENAGERS
	OTHER	1			1	AUTRE	
COMMODITY TOTAL		1		8	9		TOTAL DE MARCHANDISE
CONTAINERS,CLOSURES	GER		1		1	ALL	CONTENEURS,FERMETURES
	OTHER	43			43	AUTRE	
COMMODITY TOTAL		43	1		44		TOTAL DE MARCHANDISE
MISC. END PRODUCTS NES	DENMK	171			171	DANMK	PRODUITS FINIS DIV.NDA
	OTHER	3			3	AUTRE	
COMMODITY TOTAL		174			174		TOTAL DE MARCHANDISE
GENERAL CARGO	DENMK	2,082			2,082	DANMK	MARCHANDISES DIVERSES
	OTHER	237			237	AUTRE	
COMMODITY TOTAL		2,319			2,319		TOTAL DE MARCHANDISE
CONTAINERIZED FREIGHT	U S A			787	787	E-U	FRET CONTENEURESE
COUNTRY/REGION TOTAL		70,691*	2,269*	25,174*	98,134*		TOTAL DE PAYS/REGION

TABLE 1. CARGOES LOADED AT CANADIAN PORTS FOR FOREIGN COUNTRIES.

TABLEAU 1. MARCHANDISES CHARGÉES DANS LES PORTS CANADIENS A DESTINATION DE PAYS ÉTRANGERS.

COUNTRY OF DESTINATION AND KIND OF CARGO	REGISTRY OF VESSEL	ATLANTIC ATLANTIQUE	GREAT LAKES GRANDS LACS	PACIFIC PACIFIQUE	TOTAL TOTAL	IMMATIC. DU NAVIRE	PAYS DE DESTINATION ET MARCHANDISE
ECUADOR							EQUATEUR
DIST. ALCOHOLIC BEV.	OTHER	4			4	AUTRE	BOISS. ALCOOL. DIST.
SEEDS FOR SOWING NES	OTHER			3	3	AUTRE	GRAINES DE SEMENCE NCA
ASBESTOS	U S A			501	501	E-U	AMIANTE
	OTHER	684		1,020	1,704	AUTRE	
COMMODITY TOTAL		684		1,521	2,205		TOTAL DE MARCHANDISE
PULP	U S A			11	11	E-U	PATE
	OTHER			66	66	AUTRE	
COMMODITY TOTAL				77	77		TOTAL DE MARCHANDISE
NEWSPRINT PAPER	GER	4,908			4,908	ALL	PAPIER JOURNAL
	OTHER	426		9,221	9,647	AUTRE	
COMMODITY TOTAL		5,334		9,221	14,555		TOTAL DE MARCHANDISE
PAPER NES	OTHER	169			169	AUTRE	PAPIER NDA
BLDG. PAPER AND BOARD	OTHER	6			6	AUTRE	PLAQ. CONSTR., PAP/CART.
INORGANIC CHEMS. NES	OTHER	69			69	AUTRE	PRCC. CHIM. INORG. NDA
ORGANIC CHEMICALS NES	OTHER	87			87	AUTRE	PRCC. CHIM. ORGAN. NDA
EXPLOS., FUSES, CAPS	OTHER	61			61	AUTRE	EXPLCS., AMCRCES, DET.
CHEM. SPECIALTIES NES	OTHER	4			4	AUTRE	PRCC. CHIM. SPECIAUX NDA
LUBRICATING OIL, GREASE	PANAM	34			34	PANAM	HUILE, GRAISSE LUBRIF.
PLATE & SHEET STEEL	PANAM		989		989	PANAM	TOLES, FEUILLES D'ACIER
	OTHER	977			977	AUTRE	
COMMODITY TOTAL		977	989		1,966		TOTAL DE MARCHANDISE
ALUMINUM	OTHER	332			332	AUTRE	ALUMINIUM
COPPER AND ALLOYS	OTHER	19			19	AUTRE	CUVRE ET ALLIAGES
NON-FERROUS METALS NES	OTHER	1			1	AUTRE	METEAUX NON-FERREUX NDA
METAL FAB. BASIC PRCC.	OTHER	198			198	AUTRE	CUVR. DE BASE EN METAL
TRACTORS	OTHER	4			4	AUTRE	TRACTEURS
MACHINERY NES	OTHER	15		7	22	AUTRE	MACHINES NDA
PASS. AUTOS AND CHASSIS	OTHER	1			1	AUTRE	VOITURES PART., CHASSIS
TRUCKS AND CHASSIS	OTHER	2			2	AUTRE	CAMIONS ET CHASSIS
MOTOR VEHICLE ENGINES	OTHER	2			2	AUTRE	MOTEURS DE VEH. AUTOM.
EQUIPMENT MISC.	PANAM	350			350	PANAM	MATERIEL DIVERS
	OTHER	48		2	50	AUTRE	
COMMODITY TOTAL		398		2	400		TOTAL DE MARCHANDISE
PERSONAL, HOUSEHOLD GOODS	OTHER	191			193	AUTRE	ART. PERS. ET MENAGERS
MISC. END PRODUCTS NES	DENMK	133			133	DANMK	PRODUITS FINIS DIV. NDA
	OTHER			12	12	AUTRE	
COMMODITY TOTAL		133		12	145		TOTAL DE MARCHANDISE
GENERAL CARGO	DENMK	32			32	DANMK	MARCHANDISES DIVERSES
	OTHER	2			2	AUTRE	
COMMODITY TOTAL		34			34		TOTAL DE MARCHANDISE
COUNTRY/REGION TOTAL		8,759*	989*	10,845*	20,593*		TOTAL DE PAYS/REGION
FRENCH GUIANA							GUYANE FR.
WHEAT	U K	362			362	R U	BLE
COUNTRY/REGION TOTAL		362*	*	*	362*		TOTAL DE PAYS/REGION
PERU							PEROU
FISH, CANNED	U S A			2	2	E-U	POISSON EN BOITES
DAIRY PROD. EGGS, HONEY	OTHER	57			57	AUTRE	PROD. LAIT., OEUFS, MIEL
BARLEY	JAPAN	4,409			4,409	JAPCN	ORGE
	PANAM			5,280	5,280	PANAM	
	OTHER			2,755	2,755	AUTRE	
COMMODITY TOTAL		4,409		8,035	12,444		TOTAL DE MARCHANDISE
WHEAT	GREEK			44,926	44,926	GRECC	BLE
	LIBER			47,240	47,240	LIBER	
	OTHER			58,128	58,128	AUTRE	
COMMODITY TOTAL				150,294	150,294		TOTAL DE MARCHANDISE
MALT AND MALT FLOUR	JAPAN	6,108			6,108	JAPON	MALT ET FARINE DE MALT
	OTHER	2,285		4,603	6,888	AUTRE	
COMMODITY TOTAL		8,393		4,603	12,996		TOTAL DE MARCHANDISE
VEGETABLES, DRIED	OTHER	160			160	AUTRE	LEGUMES, SECS
VEGETABLE PREP. NES	OTHER	3			3	AUTRE	PREP. DE LEGUMES NCA
MISC. FOOD PREP. NES	OTHER	4			4	AUTRE	DIV. PREP. ALIM. NDA
DIST. ALCOHOLIC BEV.	OTHER	2			2	AUTRE	BOISS. ALCOOL. DIST.
LOGS	OTHER			563	563	AUTRE	BILLES
ASBESTOS	JAPAN	506			506	JAPCN	AMIANTE
	OTHER	9,514			9,514	AUTRE	
COMMODITY TOTAL		10,020			10,020		TOTAL DE MARCHANDISE
WASTE AND SCRAP NES	OTHER	804			804	AUTRE	DECHETS ET REBUTS NDA
RUBBER FAB. MATERIALS	OTHER	13			13	AUTRE	DEMI-PROD. CAOUTCHOUC
PULP	GER			1,384	1,384	ALL	PATE
	U S A			2,162	2,162	E-U	
COMMODITY TOTAL				3,546	3,546		TOTAL DE MARCHANDISE
NEWSPRINT PAPER	SWEDE			3,505	3,505	SUEDE	PAPIER JOURNAL
	JAPAN	1,309		1,009	2,318	JAPCN	
	U S A			116	116	E-U	
	OTHER	14,961		8,351	23,312	AUTRE	
COMMODITY TOTAL		16,270		12,981	29,251		TOTAL DE MARCHANDISE
PAPER NES	U S A			6	6	E-U	PAPIER NDA
	OTHER	13			13	AUTRE	
COMMODITY TOTAL		13		6	19		TOTAL DE MARCHANDISE
CORDBAGE, TWINE, ROPE	OTHER	32			32	AUTRE	CORDBAGE, FICELLE, CORDE

TABLE 1. CARGOES LOADED AT CANADIAN PORTS FOR FOREIGN COUNTRIES.

TABLEAU 1. MARCHANDISES CHARGÉES DANS LES PORTS CANADIENS A DESTINATION DE PAYS ÉTRANGERS.

COUNTRY OF DESTINATION AND KIND OF CARGO	REGISTRY OF VESSEL	ATLANTIC ATLANTIQUE	GREAT LAKES GRANDS LACS	PACIFIC PACIFIQUE	TOTAL TOTAL	IMMATIC. DU NAVIRE	PAYS DE DESTINATION ET MARCHANDISE
PERU	CONT.						PEROU
TEXTILE FAB.MTL NES	OTHER	76			76	AUTRE	SUITE
OILS,FATS,WAXES NES	U S A			13	13	E-U	CUVR.EN MAT.TEXT.NDA
METALLIC SALTS	JAPAN	8			8	JAPON	HUIL.MAT.GRAS.CIRE NDA
INCRGANIC CHEMS. NES	JAPAN	48			48	JAPON	SELS METALLIQUES
	OTHER	85			85	AUTRE	PRCO.CHIM.INCRG.NDA
COMMODITY TOTAL		133			133		TOTAL DE MARCHANDISE
ORGANIC CHEMICALS NES	OTHER	38			38	AUTRE	PROD.CHIM.ORGAN.NDA
POTASH	GREEK			12,618	12,618	GRECC	POTASSE
SYNTHETIC RUBBER	OTHER	52			52	AUTRE	CAOUTCHOUC SYNTHETIQUE
PLASTIC MATERIALS	OTHER	114			114	AUTRE	MATIERES PLASTIQUES
EYESTUFF,PIGMENT,PAINT	OTHER	24			24	AUTRE	MAT-COLOR.PIG.PEINTURE
CHEM.SPECIALTIES NES	GER			12	12	ALL	PRCO.CHIM.SPECTAUX NDA
	OTHER	11			11	AUTRE	
COMMODITY TOTAL		11		12	23		TOTAL DE MARCHANDISE
LUBRICATING OIL,GREASE	JAPAN	25			25	JAPON	HUILE,GRAISSE LUBRIF.
	OTHER	17			17	AUTRE	
COMMODITY TOTAL		42			42		TOTAL DE MARCHANDISE
PETROL.COAL PRCD.NES	OTHER	27			27	AUTRE	DERIVE PETR.CHARB.NDA
PRIMARY IRON,STEEL NES	JAPAN	9			9	JAPON	FER.ACIER PRIMAIR.NDA
CASTINGS,FORGINGS	OTHER	75			75	AUTRE	MGL.PIECES FORGEES
BAR AND RODS,STEEL	OTHER	13			13	AUTRE	PARRES ET TIGES ACIER
PLATE & SHEET STEEL	JAPAN	3,125			3,125	JAPON	TOLES,FEUILLES DACIER
	PANAM		2,386		2,386	PANAM	
	U S A			28	28	E-U	
	OTHER	16,131			16,131	AUTRE	
COMMODITY TOTAL		19,256	2,386	28	21,670		TOTAL DE MARCHANDISE
STRUCTURAL SHAPES	OTHER	13			13	AUTRE	PROFILES DE CONSTRUCT.
RAILS & TRACK MATERIAL	OTHER	9			9	AUTRE	RAILS,MAT.VOIE FERREE
PIPES,TUBES:IRON,STEEL	OTHER			114	114	AUTRE	TUYAUX,TUBES:FER,ACIER
WIRE	OTHER	63			63	AUTRE	FIL METALLIQUE
ALUMINUM	OTHER	2,557			2,557	AUTRE	ALUMINIUM
COPPER AND ALLOYS	OTHER	9			9	AUTRE	CUIVRE ET ALLIAGES
NICKEL AND ALLOYS	OTHER	2			2	AUTRE	NICKEL ET ALLIAGES
NON-FERROUS METALS NES	OTHER	4			4	AUTRE	METAUX NON-FERREUX NDA
METAL FAB.BASIC PROC.	OTHER	166			166	AUTRE	CUVR.DE BASE EN METAL
BRICKS,TILES NES	OTHER	106			106	AUTRE	BRIQUES,TUILES NDA
ASBESTOS BASIC PROD.	OTHER	151			151	AUTRE	CUVR.DE BASE AMIANTE
NON-MET.MIN.BASIC PROD	OTHER	1			1	AUTRE	PROD.MIN.NON-MET.BASE
MISC.FABRICATED PROD.	JAPAN	8			8	JAPON	CUVRAGES DIVERS
	OTHER	5			5	AUTRE	
COMMODITY TOTAL		13			13		TOTAL DE MARCHANDISE
TRACTORS	OTHER	24			24	AUTRE	TRACTEURS
MACHINERY NES	JAPAN	391			391	JAPON	MACHINES NOA
	U S A			7	7	E-U	
	OTHER	1,214		12	1,226	AUTRE	
COMMODITY TOTAL		1,605		19	1,624		TOTAL DE MARCHANDISE
RAILWAY ROLLING STOCK	JAPAN	3,591			3,591	JAPON	MAT.ROUL.DE CH.DE FER
	OTHER	155			155	AUTRE	
COMMODITY TOTAL		3,746			3,746		TOTAL DE MARCHANDISE
PASS.AUTOS AND CHASSIS	U S A			2	2	E-U	VECTURES PART.,CHASSIS
	OTHER	40			40	AUTRE	
COMMODITY TOTAL		40		2	42		TOTAL DE MARCHANDISE
TRUCKS AND CHASSIS	JAPAN	23			23	JAPON	CAMIONS ET CHASSIS
	OTHER	640		6	646	AUTRE	
COMMODITY TOTAL		663		6	669		TOTAL DE MARCHANDISE
MOTOR VEHICLE ENGINES	GER			16	16	ALL	MOTEURS DE VEH.AUTOM.
	U S A			1	1	E-U	
	OTHER	21			21	AUTRE	
COMMODITY TOTAL		21		17	38		TOTAL DE MARCHANDISE
ROAD MOTOR VEH. NES	GER			1	1	ALL	VEH.AUTOM.ROUTIERS NDA
	U S A			1	1	E-U	
	OTHER	2			2	AUTRE	
COMMODITY TOTAL		2		2	4		TOTAL DE MARCHANDISE
SHIPS,AIRCRAFT,MIS.VEH	GER			8	8	ALL	NAVIRES,AVIONS,VEH.DIV
	U S A			2	2	E-U	
	OTHER	15		12	27	AUTRE	
COMMODITY TOTAL		15		22	37		TOTAL DE MARCHANDISE
RUBBER TIRES AND TUBES	JAPAN	8			8	JAPON	PNEUS, CHAMBRES A AIR
	U S A			1	1	E-U	
	OTHER	15			15	AUTRE	
COMMODITY TOTAL		23		1	24		TOTAL DE MARCHANDISE
EQUIPMENT MISC.	GER			1	1	ALL	MATERIEL DIVERS
	JAPAN	184			184	JAPON	
	U S A			4	4	E-U	
	OTHER	76			76	AUTRE	
COMMODITY TOTAL		260		5	265		TOTAL DE MARCHANDISE
PERSONAL,HOUSEHOLD GOODS	U S A			15	15	E-U	ART.PERS.ET MENAGERS
	OTHER	19		1	20	AUTRE	
COMMODITY TOTAL		19		16	35		TOTAL DE MARCHANDISE
MISC. END PRODUCTS NES	OTHER	59			59	AUTRE	PRODUITS FINIS DIV.NDA
GENERAL CARGO	OTHER	377			377	AUTRE	MARCHANDISES DIVERSES
COUNTRY/REGION TOTAL		70,004*	2,386*	192,905*	265,295*		TOTAL DE PAYS/REGION
SURINAM							SURINAM
PAPERBOARD	DENMK	400			400	DANMK	CARTON

TABLE 1. CARGOES LOADED AT CANADIAN PORTS FOR FOREIGN COUNTRIES.

TABLEAU 1. MARCHANDISES CHARGÉES DANS LES PORTS CANADIENS A DESTINATION DE PAYS ÉTRANGERS.

COUNTRY OF DESTINATION AND KIND OF CARGO	REGISTRY OF VESSEL	ATLANTIC ATLANTIQUE	GREAT LAKES GRANDS LACS	PACIFIC PACIFIQUE	TOTAL TOTAL	IMMATIC. DU NAVIRE	PAYS DE DESTINATION ET MARCHANDISE
SURINAM							SURINAM
CONT. EXPLOS., FUSES, CAPS	CAN	129			129	CAN	SUITE EXPLOS., AMORCES, DET.
	OTHER	250			250	AUTRE	
COMMODITY TOTAL		379			379		TOTAL DE MARCHANDISE
MACHINERY NES	CAN	819			819	CAN	MACHINES NDA
COUNTRY/REGION TOTAL		1,598*	*	*	1,598*		TOTAL DE PAYS/REGION
URUGUAY							URUGUAY
POTATOES	OTHER	3,367			3,367	AUTRE	POMMES DE TERRE
ASBESTOS	OTHER	546			546	AUTRE	AMIANTE
NEWSPRINT PAPER	NORW			1,964	1,964	NORV	PAPIER JOURNAL
	OTHER	1,999		1,095	3,094	AUTRE	
COMMODITY TOTAL		1,999		3,059	5,058		TOTAL DE MARCHANDISE
GLYCOL	OTHER	15			15	AUTRE	GLYCOL
MISC. END PRODUCTS NES	OTHER	20			20	AUTRE	PRDUIITS FINIS DIV.NOA
COUNTRY/REGION TOTAL		5,947*	*	3,059*	9,006*		TOTAL DE PAYS/REGION
VENEZUELA							VENEZUELA
FISH, FRESH OR FROZEN	JAPAN			45	45	JAPCA	POISSON, FRAIS OU CONG.
FISH, CANNED	NORW			3	3	NORV	POISSON EN BOITES
	U S A			69	69	E-U	
COMMODITY TOTAL				72	72		TOTAL DE MARCHANDISE
MILK POWDER	GER	170			170	ALL	LAIT EN POUVRE
	NORW	659			659	NORV	
	PANAM	878			878	PANAM	
COMMODITY TOTAL		1,707			1,707		TOTAL DE MARCHANDISE
DAIRY PROD. EGGS, HONEY	PANAM	103			103	PANAM	PROD. LAIT., CEUFS, MIEL
OATS	GER	32	3,696		3,728	ALL	AVCINE
	GREEK	2,241			2,241	GRECC	
	PANAM	58			58	PANAM	
COMMODITY TOTAL		2,331	3,696		6,027		TOTAL DE MARCHANDISE
WHEAT	GER	993			993	ALL	BLE
	GREEK	22,626			22,626	GRECC	
	ITALY	11,649	10,838		22,487	ITAL	
	LIBER	59,126	12,061		71,187	LIBER	
	JAPAN	21,653			21,653	JAPON	
	PANAM	122			122	PANAM	
	OTHER	21,562			21,562	AUTRE	
COMMODITY TOTAL		137,731	22,899		160,630		TOTAL DE MARCHANDISE
MALT AND MALT FLOUR	GER	876			876	ALL	MALT ET FARINE DE MALT
	NORW	393			393	NORV	
	PANAM	1,643			1,643	PANAM	
COMMODITY TOTAL		2,912			2,912		TOTAL DE MARCHANDISE
WHEAT FLOUR	GER	202			202	ALL	FARINE DE BLE
	NORW	29			29	NORV	
	PANAM	8			8	PANAM	
COMMODITY TOTAL		239			239		TOTAL DE MARCHANDISE
CEREALS MILLED, NES	NORW	125			125	NORV	CEREALES MOULUES, NDA
	PANAM	6			6	PANAM	
COMMODITY TOTAL		131			131		TOTAL DE MARCHANDISE
MACARONI, CEREAL PROD.	NORW	12			12	NORV	PATES ALIM. PROC. CEREAL
	PANAM	2			2	PANAM	
COMMODITY TOTAL		14			14		TOTAL DE MARCHANDISE
APPLES	NORW			28	28	NORV	POMMES
	JAPAN			36	36	JAPON	
	U S A			181	181	E-U	
COMMODITY TOTAL				245	245		TOTAL DE MARCHANDISE
POTATOES	DENMK	6,965			6,965	DANMK	POMMES DE TERRE
	GER	160			160	ALL	
	PANAM	1,543			1,543	PANAM	
	OTHER	2,656			2,656	AUTRE	
COMMODITY TOTAL		11,324			11,324		TOTAL DE MARCHANDISE
VEGETABLES, FRESH	GER	271			271	ALL	LEGUMES, FRAIS
VEGETABLES, FROZEN	GER	129			129	ALL	LEGUMES, CONGELES
	PANAM	27			27	PANAM	
COMMODITY TOTAL		156			156		TOTAL DE MARCHANDISE
VEGETABLES, DRIED	NORW	40			40	NORV	LEGUMES, SECS
VEGETABLE PREP. NES	U S A			13	13	E-U	PREP. DE LEGUMES NDA
MISC. FOOD PREP. NES	U K			14	14	R U	DIV. PREP. ALIM. NDA
	GER		5		5	ALL	
	NORW	90		6	96	NORV	
COMMODITY TOTAL		90	5	20	115		TOTAL DE MARCHANDISE
GROUND CEREALS NES	GER	944			944	ALL	CEREALES MOULUES NDA
	PANAM	1,025			1,025	PANAM	
COMMODITY TOTAL		1,969			1,969		TOTAL DE MARCHANDISE
DIST. ALCOHOLIC BEV.	NORW	4			4	NORV	BOISS. ALCOOL. DIST.
	PANAM		10		10	PANAM	
COMMODITY TOTAL		4	10		14		TOTAL DE MARCHANDISE
RAW HIDES AND SKINS	GER	255			255	ALL	PEAUX ET CUIRS BRUT
	PANAM	15			15	PANAM	
COMMODITY TOTAL		270			270		TOTAL DE MARCHANDISE
SEEDS FOR SOWING NES	NORW	5			5	NORV	GRAINES DE SEMENCE NDA
MUSTARD SEED	GER	17			17	ALL	GRAINE DE MOUTARDE

TABLE 1. CARGOES LOADED AT CANADIAN PORTS FOR FOREIGN COUNTRIES.

TABLEAU 1. MARCHANDISES CHARGÉES DANS LES PORTS CANADIENS A DESTINATION DE PAYS ÉTRANGERS.

COUNTRY OF DESTINATION AND KIND OF CARGO	REGISTRY OF VESSEL	ATLANTIC ATLANTIQUE	GREAT LAKES GRANDS LACS	PACIFIC PACIFIQUE	TOTAL TOTAL	IMMATIC. DU NAVIRE	PAYS DE DESTINATION ET MARCHANDISE
VENEZUELA	CONT.						VENEZUELA SUITE
	PANAM	20			20	PANAM	
COMMODITY TOTAL		37			37		TOTAL DE MARCHANDISE
TEXTILE FIBRES NES	PANAM	7			7	PANAM	FIBRES TEXTILES NDA
ZINC ORE AND CONC.	PANAM	260			260	PANAM	MINERAIS, CONC. DE ZINC
ORES AND CONC. NES	PANAM	6			6	PANAM	MINERAIS ET CONC. NDA
SLAG, CRCS, BY-PRODUCTS	SWEDN	3,145			3,145	SUEDE	POUS. GUEUL. SCOR. PROD.
ASBESTOS	GER	5,879			5,879	ALL	AMIANTE
	NORW	722		672	1,394	NORV	
	PANAM	2,869			2,869	PANAM	
	U S A			150	150	E-U	
COMMODITY TOTAL		9,470		822	10,292		TOTAL DE MARCHANDISE
BARYTES, NATURAL	OTHER	5,937			5,937	AUTRE	BARYTINE NATURELLE
CRUDE NCN-MET. MIN. NES	GER		41		41	ALL	MIN. NON-MET. BRUTS NDA
	PANAM	35			35	PANAM	
COMMODITY TOTAL		35	41		76		TOTAL DE MARCHANDISE
WASTE AND SCRAP NES	U K	150			150	R U	DECHETS ET REBLTS NDA
	GER	157			157	ALL	
	PANAM	24			24	PANAM	
COMMODITY TOTAL		331			331		TOTAL DE MARCHANDISE
RUBBER FAB. MATERIALS	GER	10			10	ALL	DEMI-PROD. CAOUTCHOUC
LUMBER AND TIMBER	GER	41			41	ALL	BOIS
	NORW			1,848	1,848	NORV	BOIS D'OEUVRE ET CHARP.
	PANAM	44			44	PANAM	
COMMODITY TOTAL		85		1,848	1,933		TOTAL DE MARCHANDISE
SAWMILL PRODUCTS NES	GER	33			33	ALL	SCIAGES NDA
VENEER, PLYWOOD	GER	49	24		73	ALL	PLACAGES, CENTRE-PLAQ.
WOOD FAB. MATERIALS	GER	24			24	ALL	DEMI-PRODUITS EN BOIS
	PANAM	64			64	PANAM	
COMMODITY TOTAL		88			88		TOTAL DE MARCHANDISE
PULP	U K			1,432	1,432	R U	PATE
	DENMK	4,855		5,609	10,464	DANMK	
	GER	728			728	ALL	
	GREEK	1,206			1,206	GRECC	
	NORW			6,648	6,648	NORV	
	LIBER			7,874	7,874	LIBER	
	PANAM	403			403	PANAM	
	CAN	606			606	CAN	
	OTHER	2,975			2,975	AUTRE	
COMMODITY TOTAL		10,773		21,563	32,336		TOTAL DE MARCHANDISE
NEWSPRINT PAPER	U K	2,900			2,900	R U	PAPIER JOURNAL
	DENMK	3,723			3,723	DANMK	
	GER	18,089			18,089	ALL	
	GREEK	1,624			1,624	GRECC	
	NORW	3,439		14,893	18,332	NORV	
	SWEDN	6,216			6,216	SUEDE	
	LIBER	8,053			8,053	LIBER	
	PANAM	5,653			5,653	PANAM	
	CAN	3,066			3,066	CAN	
	OTHER	9,804			9,804	AUTRE	
COMMODITY TOTAL		62,567		14,893	77,460		TOTAL DE MARCHANDISE
PAPER NES	GER	1,681			1,681	ALL	PAPIER NDA
	NORW	1,018			1,018	NORV	
	PANAM	1,931			1,931	PANAM	
COMMODITY TOTAL		4,630			4,630		TOTAL DE MARCHANDISE
PAPERBOARD	SWEON	850			850	SUEDE	CARTON
	PANAM	1,212			1,212	PANAM	
	U S A			7	7	E-U	
COMMODITY TOTAL		2,062			2,069		TOTAL DE MARCHANDISE
WET MACHINE BOARD	GER	12			12	ALL	CARTON EN PATE PRESSE
	PANAM	14			14	PANAM	
COMMODITY TOTAL		26			26		TOTAL DE MARCHANDISE
TEXTILE FAB. MTL NES	GER	112			112	ALL	OUVR. EN MAT. TEXT. NDA
	NORW	9			9	NORV	
	PANAM	106			106	PANAM	
COMMODITY TOTAL		227			227		TOTAL DE MARCHANDISE
ANIMAL OILS, EXC. MARINE	GER	54			54	ALL	HUIL. ANIM. SAUF AN. MAR.
FISH, MARINE ANIMAL OIL	GER	55			55	ALL	HUIL. DE POISSON, AN. MAR.
VEG. OILS, FATS NES	GER	36			36	ALL	HUIL. MAT. GRAS. VEG. NDA
DILS, FATS, WAXES NES	NORW	17			17	NORV	HUIL. MAT. GRAS. CIRE NDA
	PANAM	85			85	PANAM	
COMMODITY TOTAL		102			102		TOTAL DE MARCHANDISE
SULPHURIC ACID	GER	9			9	ALL	ACIDE SULFURIQUE
METALLIC SALTS	GER	65			65	ALL	SELS METALLIQUES
	NORW	216			216	NORV	
COMMODITY TOTAL		281			281		TOTAL DE MARCHANDISE
INORGANIC CHEMS. NES	GER	32	578		610	ALL	PROD. CHIM. INORG. NDA
	NORW	571			571	NORV	
	PANAM	2			2	PANAM	
COMMODITY TOTAL		605	578		1,183		TOTAL DE MARCHANDISE
ORGANIC CHEMICALS NES	GER	482			482	ALL	PROD. CHIM. ORGAN. NDA
	NORW	398		287	685	NORV	
	PANAM	768			768	PANAM	
COMMODITY TOTAL		1,648		287	1,935		TOTAL DE MARCHANDISE
EXPLOS., FUSES, CAPS	GER	32			32	ALL	EXPLCS., AMORCES, DET.
	CAN	35			35	CAN	
	OTHER	26			26	AUTRE	
COMMODITY TOTAL		93			93		TOTAL DE MARCHANDISE

TABLE 1. CARGOES LOADED AT CANADIAN PORTS FOR FOREIGN COUNTRIES.

TABLEAU 1. MARCHANDISES CHARGÉES DANS LES PORTS CANADIENS A DESTINATION DE PAYS ÉTRANGERS.

COUNTRY OF DESTINATION AND KIND OF CARGO	REGISTRY OF VESSEL	ATLANTIC ATLANTIQUE	GREAT LAKES GRANDS LACS	PACIFIC PACIFIQUE	TOTAL TOTAL	IMMATRIC. DU NAVIRE	PAYS DE DESTINATION ET MARCHANDISE
VENEZUELA CONT.							VENEZUELA SUITE
FERTILIZERS NES	NORW			1	1	NORV	ENGRAIS CHIMIQUE NDA
AGRICULTURAL CHEMICALS	GER				2	ALL	PROD.CHIM.AGRICOLES
SYNTHETIC RUBBER	GER	153			153	ALL	CACOUTHCUC SYNTHETIQUE
	NORW	102			102	NORV	
	PANAM	487			487	PANAM	
COMMODITY TOTAL		742			742		TOTAL DE MARCHANDISE
PLASTIC MATERIALS	GER	498	7		505	ALL	MATIERES PLASTIQUES
	NORW	22		2,540	2,562	NORV	
	PANAM	223			223	PANAM	
	U S A			2,089	2,089	E-U	
COMMODITY TOTAL		743	7		5,379		TOTAL DE MARCHANDISE
DYESTUFF, PIGMENT, PAINT	GER	69	3	4,629	72	ALL	MAT. COLOR. PIG. PEINTURE
	NORW	6			6	NORV	
	PANAM	43			43	PANAM	
COMMODITY TOTAL		118	3		121		TOTAL DE MARCHANDISE
CHEM. SPECIALTIES NES	GER	8			18	ALL	PROD.CHIM. SPECIAUX NDA
	PANAM	8			8	PANAM	
COMMODITY TOTAL		26			26		TOTAL DE MARCHANDISE
ASPHALTS, ROAD OTLS	PANAM	84			84	PANAM	ASPHALTE, BITUME LIQC.
PETROL, COAL PROD. NES	GER	42			42	ALL	CERIVE PETR. CHARB. NCA
	PANAM	18			18	PANAM	
COMMODITY TOTAL		60			60		TOTAL DE MARCHANDISE
PRIMARY IRON, STEEL NES	PANAM	10			10	PANAM	FER, ACIER PRIMAIR. NDA
BAR AND RODS, STEEL	GER	86			86	ALL	BARRES ET TIGES ACIER
	PANAM	225			225	PANAM	
COMMODITY TOTAL		311			311		TOTAL DE MARCHANDISE
PLATE & SHEET STEEL	GER	2,010	4,610		6,620	ALL	TOLES, FEUILLES D'ACIER
	NORW	335			335	NORV	
	PANAM	4,155	2,033		6,188	PANAM	
COMMODITY TOTAL		6,500	6,643		13,143		TOTAL DE MARCHANDISE
STRUCTURAL SHAPES	GER	122			122	ALL	PROFILES DE CONSTRUCT.
	PANAM	160			160	PANAM	
	U S A			4	4	E-U	
COMMODITY TOTAL		282		4	286		TOTAL DE MARCHANDISE
PIPES, TUBES: IRON, STEEL	GER	185	6		191	ALL	TUYAUX, TUBES: FER, ACIER
	PANAM	59	9		68	PANAM	
COMMODITY TOTAL		244	15		259		TOTAL DE MARCHANDISE
WIRE	GER	53			53	ALL	FIL METALLIQUE
	PANAM	31			31	PANAM	
COMMODITY TOTAL		84			84		TOTAL DE MARCHANDISE
ALUMINUM	GER	15			15	ALL	ALUMINIUM
	PANAM	464			464	PANAM	
COMMODITY TOTAL		479			479		TOTAL DE MARCHANDISE
COPPER AND ALLOYS	GER	999			999	ALL	CUIVRE ET ALLIAGES
	NORW	1,188			1,188	NORV	
	PANAM	795			795	PANAM	
COMMODITY TOTAL		2,982			2,982		TOTAL DE MARCHANDISE
LEAD AND ALLOYS	GER	64			64	ALL	PLOMB ET ALLIAGES
	NORW	157			157	NORV	
	PANAM	163			163	PANAM	
COMMODITY TOTAL		384			384		TOTAL DE MARCHANDISE
NICKEL AND ALLOYS	U S A			6	6	E-U	NICKEL ET ALLIAGES
ZINC AND ALLOYS	GER	699			699	ALL	ZINC ET ALLIAGES
	NORW	127			127	NORV	
	PANAM	1,820			1,820	PANAM	
COMMODITY TOTAL		2,646			2,646		TOTAL DE MARCHANDISE
NON-FERROUS METALS NES	PANAM	1,059			1,059	PANAM	METAUX NON-FERREUX NDA
METAL FAB. BASIC PROD.	GER	38			38	ALL	OUVR. DE BASE EN METAL
	NORW	26		1	27	NORV	
	PANAM	24			24	PANAM	
COMMODITY TOTAL		88		1	89		TOTAL DE MARCHANDISE
GLASS BASIC PRODUCTS	GER	99			99	ALL	OUVR. DE BASE EN VERRE
	NORW	11			11	NORV	
	PANAM	131			131	PANAM	
COMMODITY TOTAL		241			241		TOTAL DE MARCHANDISE
ASBESTOS BASIC PROD.	NORW	152			152	NORV	OUVR. DE BASE AMIANTE
NON-MET. MIN. BASIC PROD	GER	20			20	ALL	PROD. MIN. NON-MET. BASE
MACHINERY NES	GER	581	1	100	682	ALL	MACHINES NCA
	NORW	52		39	91	NORV	
	PANAM	372	16		388	PANAM	
	U S A			22	22	E-U	
COMMODITY TOTAL		1,005	17	161	1,183		TOTAL DE MARCHANDISE
PASS. AUTOS AND CHASSIS	LIBER	1,595			1,595	LIBER	VOITURES PART., CHASSIS
	PANAM	2			2	PANAM	
COMMODITY TOTAL		1,597			1,597		TOTAL DE MARCHANDISE
TRUCKS AND CHASSIS	OTHER	57			57	AUTRE	CAMIONS ET CHASSIS
MOTOR VEHICLE ENGINES	GER	1,652	109		1,761	ALL	MCTEURS DE VEH. AUTOM.
	PANAM	1,397	137		1,534	PANAM	
COMMODITY TOTAL		3,049	246		3,295		TOTAL DE MARCHANDISE
ROAD MOTOR VEH. NES	GER		290		290	ALL	VEH. AUTOM. ROUTIERS NDA
RUBBER TIRES AND TUBES	GER		11		11	ALL	PNEUS, CHAMBRES A AIR
	PANAM		2		2	PANAM	
COMMODITY TOTAL			13		13		TOTAL DE MARCHANDISE
EQUIPMENT MISC.	GER	183	55		238	ALL	MATERIEL DIVERS
	NORW	35		90	125	NORV	
	PANAM	324	15		339	PANAM	

TABLE 1. CARGOES LOADED AT CANADIAN PORTS FOR FOREIGN COUNTRIES.

TABLEAU 1. MARCHANDISES CHARGEES DANS LES PORTS CANADIENS A DESTINATION DE PAYS ETRANGERS.

COUNTRY OF DESTINATION AND KIND OF CARGO	REGISTRY OF VESSEL	ATLANTIC ATLANTIQUE	GREAT LAKES GRANDS LACS	PACIFIC PACIFIQUE	TOTAL TOTAL	IMMATIC. DU NAVIRE	PAYS DE DESTINATION ET MARCHANDISE
VENEZUELA							VENEZUELA
CONT. COMMODITY TOTAL		542	70	90	702		SUITE TOTAL DE MARCHANDISE
PERSONAL, HSEHOLD GOODS	GER	56			56	ALL	ART. PERS. ET MENAGERS
	NORW	8			8	NORV	
	PANAM	77	8		85	PANAM	
	U S A			1	1	E-U	
COMMODITY TOTAL		141	8	1	150		TOTAL DE MARCHANDISE
FIREARMS, AMMUNITION	GER	46			46	ALL	ARMES A FEU, MUNITIONS
	PANAM	46			46	PANAM	
COMMODITY TOTAL		92			92		TOTAL DE MARCHANDISE
CONTAINERS, CLOSURES	GER	28			28	ALL	CONTENEURS, FERMETURES
	PANAM	60	198		258	PANAM	
COMMODITY TOTAL		88	198		286		TOTAL DE MARCHANDISE
MISC. END PRODUCTS NES	GER	707	5		712	ALL	PRODUITS FINIS DIV. NDA
	NORW	246			246	NORV	
	PANAM	450			450	PANAM	
COMMODITY TOTAL		1,403	5		1,408		TOTAL DE MARCHANDISE
GENERAL CARGO	GER	97			97	ALL	MARCHANDISES DIVERSES
	NORW	25			25	NORV	
	PANAM	551			551	PANAM	
COMMODITY TOTAL		673			673		TOTAL DE MARCHANDISE
CONTAINERIZED FREIGHT	GER	124			124	ALL	FRET CONTENEURESE
	PANAM	386			386	PANAM	
COMMODITY TOTAL		510			510		TOTAL DE MARCHANDISE
COUNTRY/REGION TOTAL		288,372*	34,768*	44,708*	367,848*		TOTAL DE PAYS/REGION
BAHAMAS							ILES BAHAMAS
MEAT, FRESH OR FROZEN	GER	7			7	ALL	VIANDE, FRAICHE / CONG.
FISH, FRESH OR FROZEN	GER	14			14	ALL	POISSON, FRAIS OU CONG.
FISH, SALTED OR CURED	GER	5			5	ALL	POISSON, SALE OU FUME
WHEAT FLOUR	GER	6			6	ALL	FARINE DE BLE
CEREALS MILLED, NES	GER	7			7	ALL	CEREALES MOULUES, NDA
FRESH FRUITS, BERRIES	GER	7			7	ALL	FRUITS, BAIES FRAIS
VEGETABLES, FRESH	GER	14			14	ALL	LEGUMES, FRAIS
VEGETABLE PREP. NES	GER	36			36	ALL	PREP. DE LEGUMES NDA
IRON ORE AND CONC	LIBER	12,544			12,544	LIBER	MINERAI, CONC. DE FER
GYPSUM	LIBER	60,715			60,715	LIBER	GYPSE
WOOD FAB. MATERIALS	GER	2			2	ALL	DEMI-PRODUITS EN BOIS
NEWSPRINT PAPER	GER	50			50	ALL	PAPIER JOURNAL
PAPER NES	GER	64			64	ALL	PAPIER NDA
TEXTILE FAB. MTL NES	LIBER	3			3	LIBER	CUVR. EN MAT. TEXT. NDA
PLASTIC MATERIALS	GER	47			47	ALL	MATIERES PLASTIQUES
	LIBER	40			40	LIBER	
COMMODITY TOTAL		87			87		TOTAL DE MARCHANDISE
DYESTUFF, PIGMENT, PAINT	LIBER	12			12	LIBER	MAT. COLOR. PIG. PEINTURE
CHEM. SPECIALTIES NES	GER	1			1	ALL	PROD. CHIM. SPECIAUX NDA
PLATE & SHEET STEEL	LIBER	136			136	LIBER	TGLES, FEUILLES D'ACIER
STRUCTURAL SHAPES	GER	27			27	ALL	PROFILES DE CONSTRUCT.
PIPES, TUBES: IRON, STEEL	GER	2			2	ALL	TUYAUX, TUBES: FER, ACIER
BRICKS, TILES NES	GER	17			17	ALL	BRICKS, TUILES NDA
MOTOR VEHICLE ENGINES	GER	1			1	ALL	MOTEURS DE VEH. AUTOM.
SHIPS, AIRCRAFT, MIS. VEH	GER	1			1	ALL	NAVIRES, AVIONS, VEH. DIV
PERSONAL, HSEHOLD GOODS	GER	1			1	ALL	ART. PERS. ET MENAGERS
	LIBER	3			3	LIBER	
COMMODITY TOTAL		4			4		TOTAL DE MARCHANDISE
CONTAINERS, CLOSURES	GER	2			2	ALL	CONTENEURS, FERMETURES
MISC. END PRODUCTS NES	GER	2			2	ALL	PRODUITS FINIS DIV. NDA
GENERAL CARGO	GER	14			14	ALL	MARCHANDISES DIVERSES
CONTAINERIZED FREIGHT	GER	730			730	ALL	FRET CONTENEURESE
COUNTRY/REGION TOTAL		74,510*	*	*	74,510*		TOTAL DE PAYS/REGION
BERMUDA							BERMUDES
MEAT, FRESH OR FROZEN	GER	32			32	ALL	VIANDE, FRAICHE / CONG.
	PANAM	8			8	PANAM	
COMMODITY TOTAL		40			40		TOTAL DE MARCHANDISE
MEAT, CURED	PANAM	13			13	PANAM	VIANDE FUMEE OU SALEE
MEAT AND MEAT PREP. NES	GER	60			60	ALL	VIANDES ET PREP. NDA
	PANAM	2			2	PANAM	
COMMODITY TOTAL		62			62		TOTAL DE MARCHANDISE
FISH, FRESH OR FROZEN	GER	23			23	ALL	POISSON, FRAIS OU CONG.
	NORW	6			6	NORV	
	PANAM	76			76	PANAM	
COMMODITY TOTAL		105			105		TOTAL DE MARCHANDISE
MILK POWDER	PANAM	61			61	PANAM	LAIT EN POUFRE
DAIRY PROD. EGGS, HONEY	PANAM	41			41	PANAM	PROD. LAIT., OEUFS, MIEL
WHEAT	NORW	5			5	NORV	BLE
CORN MEAL AND FLOUR	GER	5			5	ALL	SEMENCE, FARINE DE MAIS
MALT AND MALT FLOUR	PANAM	788			788	PANAM	MALT ET FARINE DE MALT
WHEAT FLOUR	GER	1,538			1,538	ALL	FARINE DE BLE
	PANAM	224			224	PANAM	
COMMODITY TOTAL		1,762			1,762		TOTAL DE MARCHANDISE
CEREALS MILLED, NES	GER	5			5	ALL	CEREALES MOULUES, NDA
	PANAM	4			4	PANAM	

TABLE 1. CARGOES LOADED AT CANADIAN PORTS FOR FOREIGN COUNTRIES.

TABLEAU 1. MARCHANDISES CHARGÉES DANS LES PORTS CANADIENS A DESTINATION DE PAYS ÉTRANGERS.

COUNTRY OF DESTINATION AND KIND OF CARGO	REGISTRY OF VESSEL	ATLANTIC ATLANTIQUE	GREAT LAKES GRANDS LACS	PACIFIC PACIFIQUE	TOTAL TOTAL	IMMATIC. DU NAVIRE	PAYS DE DESTINATION ET MARCHANDISE
BERMUDA CONT.							BERMUDES SUITE
COMMODITY TOTAL		9			9		TOTAL DE MARCHANDISE
BAKERY PROD. INC. FROZEN	GER	8			8	ALL	PRCD. BOUL., PROD. CONG.
MACARONI, CEREAL PRCD.	GER	14			14	ALL	PATES ALIM. PROD. CEREAL
APPLES	GER	36			36	ALL	PCMMES
FRESH FRUITS, BERRIES	NORW	4			4	NORV	FRUITS, BAIES FRAIS
FROZEN FRUITS, BERRIES	GER	15			15	ALL	FRUITS, BAIES CONGELES
	PANAM	20			20	PANAM	
COMMODITY TOTAL		35			35		TOTAL DE MARCHANDISE
FRUIT JUICES	U K	9			9	R U	JUS DE FRUIT
FRUITS, PREP. CANNED	GER	87			87	ALL	FRUITS PREP. EN BOITE
	PANAM	4			4	PANAM	
COMMODITY TOTAL		91			91		TOTAL DE MARCHANDISE
POTATDES	GER	130			130	ALL	PCMMES DE TERRE
VEGETABLES, FRESH	GER	72			72	ALL	LEGUMES, FRAIS
	PANAM	83			83	PANAM	
COMMODITY TOTAL		155			155		TOTAL DE MARCHANDISE
VEGETABLE PREP. NES	GER	200			200	ALL	PREP. DE LEGUMES NDA
	NORW	42			42	NGRV	
	PANAM	314			314	PANAM	
COMMODITY TOTAL		556			556		TOTAL DE MARCHANDISE
SUGAR, NES	GER	988			988	ALL	SUCRE, NDA
	PANAM	7			7	PANAM	
COMMODITY TOTAL		995			995		TOTAL DE MARCHANDISE
SPICES	GER	3			3	ALL	EPICES
MISC. FOOD PREP. NES	U K	17			17	R U	CIV. PREP. ALIM. NDA
	GER	280			280	ALL	
	PANAM	125			125	PANAM	
COMMODITY TOTAL		422			422		TOTAL DE MARCHANDISE
HAY, FORAGE, STRAW	GER	15			15	ALL	FCIN, FOURRAGE, PAILLE
	PANAM	36			36	PANAM	
COMMODITY TOTAL		51			51		TOTAL DE MARCHANDISE
BRAN, SHORTS, MIDDINGS	PANAM	5			5	PANAM	SON, ISSUES DE CEREALES
NON-ALCOHOLIC BEVERAGE	GER	941			941	ALL	BOISSONS NON-ALCOOLIQ.
DIST. ALCOHOLIC BEV.	GER	112			112	ALL	BOISS. ALCOOL. DIST.
	PANAM	133			133	PANAM	
COMMODITY TOTAL		245			245		TOTAL DE MARCHANDISE
CRUDE WOOD PTL. NES	GER	32			32	ALL	MATIERES BOIS BRUT NDA
SALT	GER	14			14	ALL	SEL
	NORW	20			20	NORV	
	PANAM	59			59	PANAM	
COMMODITY TOTAL		93			93		TOTAL DE MARCHANDISE
LUMBER AND TIMBER	GER	549			549	ALL	BOIS D'OEUVRE ET CHARP.
	PANAM	510			510	PANAM	
COMMODITY TOTAL		1,059			1,059		TOTAL DE MARCHANDISE
WOOD FAB. MATERIALS	U K	1			1	R U	DEMI-PRODUITS EN BOIS
	PANAM	11			11	PANAM	
COMMODITY TOTAL		12			12		TOTAL DE MARCHANDISE
NEWSPRINT PAPER	GER	539			539	ALL	PAPIER JOURNAL
	PANAM	262			262	PANAM	
COMMODITY TOTAL		801			801		TOTAL DE MARCHANDISE
PAPER NES	GER	130			130	ALL	PAPIER NDA
	PANAM	240			240	PANAM	
COMMODITY TOTAL		370			370		TOTAL DE MARCHANDISE
PAPERBOARD	GER	148			148	ALL	CARTON
BLDG. PAPER AND BOARD	GER	11			11	ALL	PLAQ. CONSTR., PAP/CART.
CORDAGE, TWINE, ROPE	PANAM	9			9	PANAM	CORDAGE, FICELLE, CORDE
TEXTILE FAB. PTL NES	GER	135			135	ALL	OUVR. EN MAT. TEXT. NDA
INORGANIC CHEMS. NES	GER	20			20	ALL	PROD. CHIM. INORG. NDA
ORGANIC CHEMICALS NES	PANAM	1			1	PANAM	PROD. CHIM. ORGAN. NDA
EXPLOS., FUSES, CAPS	OTHER	9			9	AUTRE	EXPLCS., AMORCES, DET.
FERTILIZERS NES	NORW	48			48	NORV	ENGRAIS CHIMIQUE NDA
	PANAM	56			56	PANAM	
COMMODITY TOTAL		104			104		TOTAL DE MARCHANDISE
DYESTUFF, PIGMENT, PAINT	GER	30			30	ALL	MAT. COLOR. PIG. PEINTURE
	PANAM	9			9	PANAM	
COMMODITY TOTAL		39			39		TOTAL DE MARCHANDISE
CHEM. SPECIALTIES NES	GER	15			15	ALL	PROD. CHIM. SPECIAUX NDA
STRUCTURAL SHAPES	U K	200			200	R U	PROFILES DE CONSTRUCT.
	GER	15			15	ALL	
	PANAM	33			33	PANAM	
COMMODITY TOTAL		248			248		TOTAL DE MARCHANDISE
PIPES, TUBES: IRON, STEEL	PANAM	30			30	PANAM	TUYAUX, TUBES: FER, ACIER
WIRE	GER	7			7	ALL	FIL METALLIQUE
COPPER AND ALLOYS	PANAM	44			44	PANAM	CUIVRE ET ALLIAGES
METAL FAB. BASIC PROD.	GER	28			28	ALL	OUVR. DE BASE EN METAL
	PANAM	26			26	PANAM	
COMMODITY TOTAL		54			54		TOTAL DE MARCHANDISE
BUILDING BRICK, CLAY	PANAM	34			34	PANAM	BRIC. A BATIR ARGILE
DRAIN TILES, PIPES	U K	20			20	R U	TUILES TUY. DE DRAINAGE
BRICKS, TILES NES	GER	11			11	ALL	BRICQUES, TUILES NDA
	PANAM	7			7	PANAM	
COMMODITY TOTAL		18			18		TOTAL DE MARCHANDISE
ASBESTOS BASIC PROD.	GER	12			12	ALL	OUVR. DE BASE AMIANTE
MACHINERY NES	PANAM	8			8	PANAM	MACHINES NDA
MOTOR VEHICLE ENGINES	GER	20			20	ALL	MOTEURS DE VEH. AUTOM.
	PANAM	4			4	PANAM	

TABLE 1. CARGOES LOADED AT CANADIAN PORTS FOR FOREIGN COUNTRIES.

TABLEAU 1. MARCHANDISES CHARGÉES DANS LES PORTS CANADIENS A DESTINATION DE PAYS ÉTRANGERS.

COUNTRY OF DESTINATION AND KIND OF CARGO	REGISTRY OF VESSEL	ATLANTIC ATLANTIQUE	GREAT LAKES GRANDS LACS	PACIFIC PACIFIQUE	TOTAL TOTAL	IMMATIC. DU NAVIRE	PAYS DE DESTINATION ET MARCHANDISE
BERMUDA CONT.							BERMUDES SUITE
COMMODITY TOTAL		24			24		TOTAL DE MARCHANDISE
RUBBER TIRES AND TUBES	GER	9			9	ALL	PNEUS, CHAMBRES A AIR
	PANAM	14			14	PANAM	
COMMODITY TOTAL		23			23		TOTAL DE MARCHANDISE
EQUIPMENT MISC.	U K	1			1	R U	MATERIEL DIVERS
	GER	98			98	ALL	
	NORW	6			6	NORV	
	PANAP	42			42	PANAM	
COMMODITY TOTAL		147			147		TOTAL DE MARCHANDISE
PERSONAL,HOUSEHOLD GOODS	GER	158			158	ALL	ART.PERS.ET MENAGERS
	PANAM	7			7	PANAM	
COMMODITY TOTAL		165			165		TOTAL DE MARCHANDISE
CONTAINERS,CLOSURES	GER	10			10	ALL	CONTENEURS,FERMETURES
	PANAM	16			16	PANAM	
COMMODITY TOTAL		26			26		TOTAL DE MARCHANDISE
MISC. END PRODUCTS NES	U K	1			1	R U	PRODUITS FINIS DIV.NDA
	GER	2			2	ALL	
	PANAM	43			43	PANAM	
COMMODITY TOTAL		46			46		TOTAL DE MARCHANDISE
GENERAL CARGO	U K	1			1	R U	MARCHANDISES DIVERSES
	GER	787			787	ALL	
	PANAM	26			26	PANAM	
COMMODITY TOTAL		814			814		TOTAL DE MARCHANDISE
CONTAINERIZED FREIGHT	GER	5,180			5,180	ALL	FRET CONTENEURESE
COUNTRY/REGION TOTAL		16,349*	*	*	16,349*		TOTAL DE PAYS/REGION
BR. HONDURAS							HONDURAS BR.
MEAT,FRESH OR FROZEN	OTHER	2			2	ALTRE	VIANDE,FRAICHE / CONG.
CHEESE	U K	5			5	R U	FROMAGE
MALT AND MALT FLOUR	U K	350			350	R U	MALT ET FARINE DE MALT
	OTHER	89			89	ALTRE	
COMMODITY TOTAL		439			439		TOTAL DE MARCHANDISE
WHEAT FLOUR	U K	242			242	R U	FARINE DE BLE
	OTHER	4			4	ALTRE	
COMMODITY TOTAL		246			246		TOTAL DE MARCHANDISE
CEREALS MILLED,NES	U K	1			1	R U	CEREALES MOUTURES,NDA
VEGETABLE PREP.NES	U K	51			51	R U	PREP. DE LEGUMES NDA
	OTHER	7			7	ALTRE	
COMMODITY TOTAL		58			58		TOTAL DE MARCHANDISE
SUGAR, NES	U K	15			15	R U	SUCRE, NDA
SPICES	U K	14			14	R U	EPICES
MISC.FOOD PREP.NES	U K	91			91	R U	DIV.PREP.ALIM.NDA
	OTHER	13			13	ALTRE	
COMMODITY TOTAL		104			104		TOTAL DE MARCHANDISE
GROUND CEREALS NES	U K	9			9	R U	CEREALES MOUTURES NDA
CONC.COMPOSITE FEEDS	U K	2			2	R U	CONC.,PROV.COMPLETES
RUBBER FAB.MATERIALS	U K	4			4	R U	SEMI-PROD.CAOUTCHOUC
WOOD FAB.MATERIALS	U K	10			10	R U	SEMI-PRODUITS EN BOIS
NEWSPRINT PAPER	U K	164			164	R U	PAPIER JOURNAL
PAPER NES	U K	164			164	R U	PAPIER NDA
	OTHER	10			10	ALTRE	
COMMODITY TOTAL		174			174		TOTAL DE MARCHANDISE
PAPERBOARD	U K	1			1	R U	CARTON
TEXTILE FAB.MTL NES	U K	80			80	R U	OUVR.EN MAT.TEXT.NDA
INORGANIC CHEMS. NES	U K	16			16	R U	PROD.CHIM.INORG.NDA
EXPLOS., FUSES, CAPS	CAN	5			5	CAN	EXPLOS.,AMORCES, DET.
AGRICULTURAL CHEMICALS	OTHER	7			7	ALTRE	PROD.CHIM.AGRICOLLES
LUBRICATING OIL, GREASE	U K	1			1	R U	HUILE,GRAISSE LUBRIF.
COPPER AND ALLOYS	U K	1			1	R U	CUIVRE ET ALLIAGES
METAL FAB.BASIC PROD.	U K	31			31	R U	OUVR.DE BASE EN METAL
NON-MET.MIN.BASIC PROD	U K	31			31	R U	PROD.MIN.NON-MET.BASE
TRACTORS	U K	2			2	R U	TRACTEURS
MACHINERY NES	U K	1			1	R U	MACHINES NDA
MOTOR VEHICLE ENGINES	U K	5			5	R U	MOTEURS DE VEH.AUTOM.
EQUIPMENT MISC.	U K	17			17	R U	MATERIEL DIVERS
	OTHER	1			1	ALTRE	
COMMODITY TOTAL		18			18		TOTAL DE MARCHANDISE
PERSONAL,HOUSEHOLD GOODS	U K	8			8	R U	ART.PERS.ET MENAGERS
	OTHER	1			1	ALTRE	
COMMODITY TOTAL		9			9		TOTAL DE MARCHANDISE
FIREARMS,AMMUNITION	U K	1			1	R U	ARMES A FEU,PUNITIONS
CONTAINERS,CLOSURES	U K	11			11	R U	CONTENEURS,FERMETURES
MISC. END PRODUCTS NES	U K	102			102	R U	PRODUITS FINIS DIV.NDA
	OTHER	7			7	ALTRE	
COMMODITY TOTAL		109			109		TOTAL DE MARCHANDISE
GENERAL CARGO	U K	2			2	R U	MARCHANDISES DIVERSES
COUNTRY/REGION TOTAL		1,578*	*	*	1,578*		TOTAL DE PAYS/REGION
BARBADOS							BARBAODS
LIVE ANIMALS, NES	PANAM	2			2	PANAM	ANIMAUX VIVANTS, NDA
MEAT,FRESH OR FROZEN	GREEK	30			30	GREEC	VIANDE,FRAICHE / CONG.
	NORW	35			35	NORV	

TABLE 1. CARGOES LOADED AT CANADIAN PORTS FOR FOREIGN COUNTRIES.

TABLEAU 1. MARCHANDISES CHARGÉES DANS LES PORTS CANADIENS A DESTINATION DE PAYS ÉTRANGERS.

COUNTRY OF DESTINATION AND KIND OF CARGO	REGISTRY OF VESSEL	ATLANTIC ATLANTIQUE	GREAT LAKES GRANDS LACS	PACIFIC PACIFIQUE	TOTAL TOTAL	IMMATIC. DU NAVIRE	PAYS DE DESTINATION ET MARCHANDISE
BARBADOS	CONT.						BARBADOS
COMMODITY TOTAL	PANAM	47			47	PANAM	SUITE
MEAT, CURED	GREEK	112			112	GRECC	TOTAL DE MARCHANDISE
	NORW	13			13	NORV	VIANDE FUMÉE OU SALÉE
	PANAM	230			230	PANAM	
COMMODITY TOTAL		177			177		TOTAL DE MARCHANDISE
MEAT AND MEAT PREP. NES	GER	420			420	ALL	VIANDES ET PREP. NDA
	GREEK	13			13	GRECC	
	NORW	93			93	NORV	
	PANAM	64			64	PANAM	
COMMODITY TOTAL		160			160		TOTAL DE MARCHANDISE
FISH, FRESH OR FROZEN	GER	330			330	ALL	POISSON, FRAIS OU CONG.
	GREEK	22			22	GRECC	
	NORW	89			89	NORV	
	PANAM	340			340	PANAM	
COMMODITY TOTAL		222			222		TOTAL DE MARCHANDISE
FISH, SALTED OR CURED	GER	673			673	ALL	POISSON, SALE OU FUME
FISH, CANNED	PANAM	7			7	PANAM	POISSON EN BOITES
MILK POWDER	GREEK	84			84	GRECC	LAIT EN POUËRE
CATS	NORW	79			79	NORV	AVCINE
	PANAM	45			45	PANAM	
COMMODITY TOTAL		7			7		TOTAL DE MARCHANDISE
CORN MEAL AND FLOUR	PANAM	52			52	PANAM	SEMOLLE, FARINE DE MAIS
MALT AND MALT FLOUR	GER	77			77	ALL	MALT ET FARINE DE MALT
	GREEK	40			40	GRECC	
	PANAM	80			80	PANAM	
COMMODITY TOTAL		130			130		TOTAL DE MARCHANDISE
WHEAT FLOUR	GER	250			250	ALL	FARINE DE BLE
	GREEK	1,517			1,517	GRECC	
	NORW	550			550	NORV	
	PANAM	2,603			2,603	PANAM	
COMMODITY TOTAL		520			520		TOTAL DE MARCHANDISE
CEREALS MILLED, NES	GREEK	5,190			5,190	GRECC	CEREALES MOULUES, NDA
	NORW	66			66	NORV	
	PANAM	16			16	PANAM	
COMMODITY TOTAL		57			57		TOTAL DE MARCHANDISE
MACARONI, CEREAL PROD.	GREEK	139			139	GRECC	PATES ALIM. PROD. CEREAL
	NORW	24			24	NORV	
COMMODITY TOTAL		13			13		TOTAL DE MARCHANDISE
APPLES	GREEK	37			37	GRECC	POMMES
	NORW	38			38	NORV	
	PANAM	75			75	PANAM	
COMMODITY TOTAL		33			33		TOTAL DE MARCHANDISE
FRUITS, PREP. CANNED	GER	146			146	ALL	FRUITS PREP. EN BOITE
	GREEK	45			45	GRECC	
	PANAM	13			13	PANAM	
COMMODITY TOTAL		91			91		TOTAL DE MARCHANDISE
VEGETABLES, FRESH	GER	149			149	ALL	LEGUMES, FRAIS
	GREEK	57			57	GRECC	
	PANAM	179			179	PANAM	
COMMODITY TOTAL		57			57		TOTAL DE MARCHANDISE
VEGETABLES, FROZEN	GREEK	293			293	GRECC	LEGUMES, CONGÉLÉS
	NORW	35			35	NORV	
COMMODITY TOTAL		19			19		TOTAL DE MARCHANDISE
VEGETABLES, DRIED	NORW	54			54	NORV	LEGUMES, SECS
	PANAM	22			22	PANAM	
COMMODITY TOTAL		33			33		TOTAL DE MARCHANDISE
VEGETABLE PREP. NES	GER	55			55	ALL	PREP. DE LEGUMES NOA
	GREEK	70			70	GRECC	
	NORW	45			45	NORV	
	PANAM	45			45	PANAM	
COMMODITY TOTAL		73			73		TOTAL DE MARCHANDISE
SUGAR, NES	GREEK	233			233	GRECC	SUCRE, NDA
	NORW	4			4	NORV	
	PANAM	9			9	PANAM	
COMMODITY TOTAL		12			12		TOTAL DE MARCHANDISE
SPICES	GER	25			25	ALL	ÉPICES
	PANAM	9			9	PANAM	
COMMODITY TOTAL		4			4		TOTAL DE MARCHANDISE
MISC. FOOD PREP. NES	GER	13			13	ALL	DIY. PREP. ALIM. NDA
	GREEK	82			82	GRECC	
	NORW	85			85	NORV	
	PANAM	59			59	PANAM	
COMMODITY TOTAL		353			353		TOTAL DE MARCHANDISE
GROUND CEREALS NES	GREEK	579			579	GRECC	CEREALES MOULUES NDA
OIL SEED MEAL, CAKE NES	NORW	18			18	NORV	FAR. TOURT. OLEAG. NDA
CONC. COMPLETE FEEDS	GREEK	100			100	GRECC	CONC., PROV. COMPLETES
	NORW	22			22	NORV	
	PANAM	9			9	PANAM	
COMMODITY TOTAL		9			9		TOTAL DE MARCHANDISE
NON-ALCOHOLIC BEVERAGE	GER	40			40	ALL	BOISSONS NON-ALCOHOLIQ.
	GREEK	46			46	GRECC	
COMMODITY TOTAL		16			16		TOTAL DE MARCHANDISE
DIST. ALCOHOLIC BEV.	GER	62			62	ALL	BOISS. ALCOHOL. DIST.
	GREEK	8			8	GRECC	
	PANAM	3			3	PANAM	
		14			14		

TABLE 1. CARGOES LOADED AT CANADIAN PORTS FOR FOREIGN COUNTRIES.

TABLEAU 1. MARCHANDISES CHARGÉES DANS LES PORTS CANADIENS A DESTINATION DE PAYS ÉTRANGERS.

COUNTRY OF DESTINATION AND KIND OF CARGO	REGISTRY OF VESSEL	ATLANTIC ATLANTIQUE	GREAT LAKES GRANOS LACS	PACIFIC PACIFIQUE	TOTAL TOTAL	IMMATIC. DU NAVIRE	PAYS DE DESTINATION ET MARCHANDISE
BARBADOS CONT.							BARBADOS SUITE
COMMODITY TOTAL		25			25		TOTAL DE MARCHANDISE
TOBACCO NES	NORW	12			12	NORV	TABACS NCA
RAPESEED	PANAM	100			100	PANAM	GRAINE DE COLZA
CRUDE WOOD MTL. NES	GREEK	16			16	GRECC	MATIERES BOIS BRUT NDA
ASBESTOS	GREEK	7			7	GRECC	AMIANTE
	NORW	6			6	NORV	
COMMODITY TOTAL		13			13		TOTAL DE MARCHANDISE
BENTONITE	NORW	20			20	NORV	BENTONITE
COTTON, TEXTILE WASTE	NORW	9			9	NORV	DECHETS DE COTON, TEXT.
WASTE AND SCRAP NES	NORW	201			201	NORV	DECHETS ET REBUTS NDA
	PANAM	84			84	PANAM	
COMMODITY TOTAL		285			285		TOTAL DE MARCHANDISE
LUMBER AND TIMBER	GER	245			245	ALL	BOIS D'OEUVRE ET CHARP.
	GREEK	878			878	GRECC	
	NORW	937			937	NORV	
	PANAM	640			640	PANAM	
COMMODITY TOTAL		2,700			2,700		TOTAL DE MARCHANDISE
SHINGLES AND SHAKES	GREEK	6			6	GRECC	BARCEAUX, BARD, FACADE
	NORW	70			70	NORV	
	PANAM	125			125	PANAM	
COMMODITY TOTAL		201			201		TOTAL DE MARCHANDISE
VENEER, PLYWOOD	GREEK	40			40	GRECC	PLACAGES, CANTRE-PLAC.
	PANAM	20			20	PANAM	
COMMODITY TOTAL		60			60		TOTAL DE MARCHANDISE
WOOD FAB. MATERIALS	NORW	4			4	NORV	DEMI-PRODUITS EN BOIS
NEWSPRINT PAPER	GER	325			325	ALL	PAPIER JOURNAL
	NORW	132			132	NORV	
	PANAM	107			107	PANAM	
COMMODITY TOTAL		564			564		TOTAL DE MARCHANDISE
PAPER NES	GER	7			7	ALL	PAPIER NCA
	GREEK	652			652	GRECC	
	NORW	333			333	NORV	
	PANAM	824			824	PANAM	
COMMODITY TOTAL		1,816			1,816		TOTAL DE MARCHANDISE
BLOG, PAPER AND BOARD	GREEK	24			24	GRECC	PLAC. CONSTR., PAP/CART.
TEXTILE FAB. MTL NES	GER	21			21	ALL	OUVR. EN MAT. TEXT. NDA
	GREEK	42			42	GRECC	
	NORW	60			60	NORV	
	PANAM	21			21	PANAM	
COMMODITY TOTAL		144			144		TOTAL DE MARCHANDISE
ANIMAL OILS, EXC. MARINE	NORW	18			18	NORV	HUIL. ANJM. SAUF AN. MAR.
INORGANIC CHEMS. NES	GREEK	26			26	GRECC	PRD. CHIM. INORG. NCA
	NORW	44			44	NORV	
	PANAM	80			80	PANAM	
COMMODITY TOTAL		150			150		TOTAL DE MARCHANDISE
ORGANIC CHEMICALS NES	GREEK	10			10	GRECC	PROD. CHIM. ORGAN. NDA
EXPLOS., FUSES, CAPS	CAN	79			79	CAN	EXPLOS., AMORCES, DET.
	OTHER	39			39	AUTRE	
COMMODITY TOTAL		118			118		TOTAL DE MARCHANDISE
AGRICULTURAL CHEMICALS	PANAM	5			5	PANAM	PROD. CHIM. AGRICOLES
PLASTIC MATERIALS	GER	14			14	ALL	MATIERES PLASTIQUES
	GREEK	26			26	GRECC	
	PANAM	12			12	PANAM	
COMMODITY TOTAL		52			52		TOTAL DE MARCHANDISE
DYESTUFF, PIGMENT, PAINT	GER	10			10	ALL	MAT. COLOR. PIG. PEINTURE
	GREEK	7			7	GRECC	
	NORW	28			28	NORV	
	PANAM	8			8	PANAM	
COMMODITY TOTAL		53			53		TOTAL DE MARCHANDISE
CHEM. SPECIALTIES NES	GER	9			9	ALL	PRD. CHIM. SPECTAUX NDA
	GREEK	8			8	GRECC	
	NORW	20			20	NORV	
	PANAM	6			6	PANAM	
COMMODITY TOTAL		43			43		TOTAL DE MARCHANDISE
LUBRICATING OIL, GREASE	PANAM	5			5	PANAM	HUIL. GRAISSE LUBRIF.
ASPHALTS, ROAD OILS	GREEK	47			47	GRECC	ASPHALTE, BITUME LIQD.
BARS AND RODS, STEEL	GER	28			28	ALL	BARRES ET TIGES ACIER
	PANAM	8			8	PANAM	
COMMODITY TOTAL		36			36		TOTAL DE MARCHANDISE
STRUCTURAL SHAPES	GREEK	139			139	GRECC	PROFILES DE CONSTRUCT.
	NORW	179			179	NORV	
COMMODITY TOTAL		318			318		TOTAL DE MARCHANDISE
PIPES, TUBES: IRON, STEEL	GER	25			25	ALL	TUYAUX, TUBES: FER, ACIER
	NORW	96			96	NORV	
	PANAM	370			370	PANAM	
COMMODITY TOTAL		491			491		TOTAL DE MARCHANDISE
COPPER AND ALLOYS	GREEK	58			58	GRECC	CUIVRE ET ALLIAGES
NON-FERROUS METALS NES	PANAM	5			5	PANAM	METAUX NON-FERREUX NDA
METAL FAB. BASIC PROD.	GREEK	19			19	GRECC	OUVR. DE BASE EN METAL
	NORW	18			18	NORV	
	PANAM	9			9	PANAM	
COMMODITY TOTAL		46			46		TOTAL DE MARCHANDISE
NON-MET. MIN. BASIC PROD	GREEK	17			17	GRECC	PROD. MIN. NON-MET. BASE
	PANAM	25			25	PANAM	
COMMODITY TOTAL		42			42		TOTAL DE MARCHANDISE
MACHINERY NES	GREEK	68			68	GRECC	MACHINES NDA

TABLE 1. CARGOES LOADED AT CANADIAN PORTS FOR FOREIGN COUNTRIES.

TABLEAU 1. MARCHANDISES CHARGÉES DANS LES PORTS CANADIENS A DESTINATION DE PAYS ÉTRANGERS.

COUNTRY OF DESTINATION AND KIND OF CARGO	REGISTRY OF VESSEL	ATLANTIC ATLANTIQUE	GREAT LAKES GRANDS LACS	PACIFIC PACIFIQUE	TOTAL TOTAL	IMMATIC. DU NAVIRE	PAYS DE DESTINATION ET MARCHANDISE
BARBADOS	CONT.						BARBADOS SUITE
	NORW	114			114	NORV	
	PANAM	110			110	PANAM	
COMMODITY TOTAL		292			292		TOTAL DE MARCHANDISE
MOTOR VEHICLE ENGINES	GER	13			13	ALL	MOTEURS DE VEP.AUTOM.
EQUIPMENT MISC.	GER	142			142	ALL	MATERIEL DIVERS
	NORW	18			18	NORV	
COMMODITY TOTAL		160			160		TOTAL DE MARCHANDISE
PERSONAL,HOUSEHOLD GOODS	GER	13			13	ALL	ART.PERS.ET MENAGERS
	GREEK	38			38	GRECC	
	NORW	24			24	NORV	
	PANAM	46			46	PANAM	
COMMODITY TOTAL		121			121		TOTAL DE MARCHANDISE
CONTAINERS,CLOSURES	NORW	28			28	NORV	CONTENEURS,FERMETURES
	PANAM	28			28	PANAM	
COMMODITY TOTAL		56			56		TOTAL DE MARCHANDISE
MISC. END PRODUCTS NES	GREEK	16			16	GRECC	PRODUITS FINIS DIV.NDA
	NORW	19			19	NORV	
	PANAM	59			59	PANAM	
COMMODITY TOTAL		94			94		TOTAL DE MARCHANDISE
GENERAL CARGO	GER	82			82	ALL	MARCHANDISES DIVERSES
	GREEK	36			36	GRECC	
	NORW	505			505	NORV	
	PANAM	74			74	PANAM	
COMMODITY TOTAL		697			697		TOTAL DE MARCHANDISE
CONTAINERIZED FREIGHT	GER	4,193			4,193	ALL	FRET CONTENEURESE
	NORW	3,023			3,023	NORV	
COMMODITY TOTAL		7,216			7,216		TOTAL DE MARCHANDISE
COUNTRY/REGION TOTAL		25,358*			25,358*		TOTAL DE PAYS/REGION
JAMAICA							JAMAIQUE
MEAT,FRESH OR FROZEN	GER	6			6	ALL	VIANDE,FRAICHE / CONG.
	PANAM	26			26	PANAM	
COMMODITY TOTAL		32			32		TOTAL DE MARCHANDISE
MEAT,CURED	GER	681			681	ALL	VIANDE FUMEE OU SALEE
	NORW	17			17	NGRV	
COMMODITY TOTAL		698			698		TOTAL DE MARCHANDISE
MEAT AND MEAT PREP.NES	GER	107			107	ALL	VIANGES ET PREP.NDA
	NORW	40			40	NORV	
	PANAM	45			45	PANAM	
COMMODITY TOTAL		192			192		TOTAL DE MARCHANDISE
FISH,FRESH OR FROZEN	GER	6			6	ALL	POISSON,FRAIS OU CONG.
	NORW	1,012			1,012	NORV	
	LIBER	15			15	LIBER	
	PANAM	790			790	PANAM	
	OTHER	443			443	AUTRE	
COMMODITY TOTAL		2,266			2,266		TOTAL DE MARCHANDISE
FISH,SALTED OR CURED	GER	575			575	ALL	POISSON,SALE OU FUME
	OTHER	325			325	AUTRE	
COMMODITY TOTAL		900			900		TOTAL DE MARCHANDISE
FISH,CANNED	PANAM	256			256	PANAM	POISSON EN BOITES
	DOTHER	1,674			1,674	AUTRE	
COMMODITY TOTAL		1,930			1,930		TOTAL DE MARCHANDISE
SHELL FISH,NES	PANAM	168			168	PANAM	MOLLUSQUES CRUST.NDA
MILK POWDER	PANAM	362			362	PANAM	LAIT EN POWDRE
DAIRY PROD.EGGS,HONEY	GER	20			20	ALL	PRDD.LAIT.,DEUFS,MIEL
WHEAT	PANAM	20			20	PANAM	BLE
CORN MEAL AND FLOUR	GER	39			39	ALL	SEMENCE,FARINE DE MAIS
MALT AND MALT FLOUR	GER	895			895	ALL	MALT ET FARINE DE MALT
	NORW	486			486	NORV	
	LIBER	1,523			1,523	LIBER	
	PANAM	2,763			2,763	PANAM	
COMMODITY TOTAL		5,667			5,667		TOTAL DE MARCHANDISE
WHEAT FLOUR	GER	2,187			2,187	ALL	FARINE DE BLE
	NORW	112			112	NORV	
	LIBER	451			451	LIBER	
	PANAM	420			420	PANAM	
COMMODITY TOTAL		3,170			3,170		TOTAL DE MARCHANDISE
MACARONI,CEREAL PROD.	GER	64			64	ALL	PATES ALIM.PROD.CEREAL
FRUIT JUICES	NORW	8			8	NORV	JUS DE FRUIT
POTATOES	DENMK	1,074			1,074	DANMK	POMMES DE TERRE
	GER	1,202			1,202	ALL	
	PANAM	477			477	PANAM	
	CAN	1,320			1,320	CAN	
COMMODITY TOTAL		4,073			4,073		TOTAL DE MARCHANDISE
VEGETABLES, FRESH	GER	18			18	ALL	LEGUMES, FRAIS
	PANAM	173			173	PANAM	
COMMODITY TOTAL		191			191		TOTAL DE MARCHANDISE
VEGETABLES, FROZEN	GER	8			8	ALL	LEGUMES, CONGELES
VEGETABLES, DRIED	GER	90			90	ALL	LEGUMES, SECS
	NORW	199			199	NORV	
	PANAM	305			305	PANAM	
COMMODITY TOTAL		594			594		TOTAL DE MARCHANDISE
VEGETABLE PREP.NES	GER	13			13	ALL	PREP. DE LEGUMES NDA
	NORW	16			16	NORV	

TABLE 1. CARGOES LOADED AT CANADIAN PORTS FOR FOREIGN COUNTRIES.

TABLEAU 1. MARCHANDISES CHARGÉES DANS LES PORTS CANADIENS A DESTINATION DE PAYS ÉTRANGERS.

COUNTRY OF DESTINATION AND KIND OF CARGO	REGISTRY OF VESSEL	ATLANTIC ATLANTIQUE	GREAT LAKES GRANDS LACS	PACIFIC PACIFIQUE	TOTAL TOTAL	IMMATIC. DU NAVIRE	PAYS DE DESTINATION ET MARCHANDISE
JAMAICA CONT.							JAMAIQUE SUITE
COMMODITY TOTAL	PANAM	19			19	PANAM	TOTAL DE MARCHANDISE
SUGAR, NES	GER	48			48	ALL	SUCRE, NDA
	NORW	86			86	NORV	
COMMODITY TOTAL		130			130		TOTAL DE MARCHANDISE
SPICES	GER	10			10	ALL	EPIGES
	NORW	6			6	NORV	
	PANAM	21			21	PANAM	
COMMODITY TOTAL		37			37		TOTAL DE MARCHANDISE
MISC. FOOD PREP. NES	GER	102			102	ALL	CIV. PREP. ALIM. NDA
	PANAM	60			60	PANAM	
COMMODITY TOTAL		162			162		TOTAL DE MARCHANDISE
HULLS, SCREENINGS, CHAFF	NORW	38			38	NORV	ECCLURES, CRIBLURES, BAL
GROUND CEREALS NES	NORW	9			9	NORV	CEREALES MOUTURES NDA
	PANAM		8		8	PANAM	
COMMODITY TOTAL		9	8		17		TOTAL DE MARCHANDISE
DIST. ALCOHOLIC BEV.	PANAM	15			15	PANAM	BOISS. ALCOCL. DIST.
SOYA BEANS	PANAM	5			5	PANAM	GRAINE DE SOYA
ASBESTOS	GER	996			996	ALL	AMIANTE
	NORW	107			107	NORV	
	PANAM	200			200	PANAM	
COMMODITY TOTAL		1,303			1,303		TOTAL DE MARCHANDISE
SALT	GER	87			87	ALL	SEL
	NORW	40			40	NORV	
COMMODITY TOTAL		127			127		TOTAL DE MARCHANDISE
LUMBER AND TIMBER	NORW	91			91	NORV	BOIS D'OEUVRE ET CHARP.
	PANAM	367			367	PANAM	
	OTHER	23			23	AUTRE	
COMMODITY TOTAL		481			481		TOTAL DE MARCHANDISE
SHINGLES AND SHAKES	GER	20			20	ALL	BARDEAUX, BARD. FACADE
VENEER, PLYWOOD	DENMK			20	20	DANMK	PLACAGES, CONTRE-PLAQ.
WOOD FAB. MATERIALS	GER	101			101	ALL	DEMI-PRODUITS EN BOIS
PULP	GER	501			501	ALL	PATE
	OTHER			1,787	1,787	AUTRE	
COMMODITY TOTAL		501		1,787	2,288		TOTAL DE MARCHANDISE
NEWSPRINT PAPER	GER	286			286	ALL	PAPIER JOURNAL
	NORW	6,765			6,765	NORV	
	LIBER	856			856	LIBER	
	PANAM	1,328			1,328	PANAM	
	CAN	2,155			2,155	CAN	
	OTHER	16			16	AUTRE	
COMMODITY TOTAL		11,406			11,406		TOTAL DE MARCHANDISE
PAPER NES	GER	2,107			2,107	ALL	PAPIER NDA
	NORW	426			426	NORV	
	PANAM	483			483	PANAM	
COMMODITY TOTAL		3,016			3,016		TOTAL DE MARCHANDISE
PAPERBOARD	NORW	60			60	NORV	CARTON
	PANAM	68			68	PANAM	
COMMODITY TOTAL		128			128		TOTAL DE MARCHANDISE
BLDG. PAPER AND BOARD	GER	110			110	ALL	PLAC. CONSTR., PAP/CART.
TEXTILE FAB. MTL NES	GER	290			290	ALL	OLVR. EN MAT. TEXT. NDA
	NORW	9			9	NORV	
	PANAM	10			10	PANAM	
	OTHER	3			3	AUTRE	
COMMODITY TOTAL		312			312		TOTAL DE MARCHANDISE
ANIMAL OILS, EXC. MARINE	PANAM	114			114	PANAM	HUIL. ANIM. SAUF AN. MAR.
METALLIC SALTS	PANAM	38			38	PANAM	SELS METALLIQUES
INORGANIC CHEMS. NES	GER	47			47	ALL	PROD. CHIM. INDRG. NDA
	PANAM	218			218	PANAM	
COMMODITY TOTAL		265			265		TOTAL DE MARCHANDISE
ORGANIC CHEMICALS NES	GER	115			115	ALL	PROD. CHIM. ORGAN. NDA
	NORW	49			49	NORV	
	PANAM	281			281	PANAM	
COMMODITY TOTAL		445			445		TOTAL DE MARCHANDISE
EXPLOS., FUSES, CAPS	CAN	78			78	CAN	EXPLOS., AMORCES, DET.
	OTHER	23			23	AUTRE	
COMMODITY TOTAL		101			101		TOTAL DE MARCHANDISE
AGRICULTURAL CHEMICALS	GER	22			22	ALL	PROD. CHIM. AGRICOLES
PLASTIC MATERIALS	GER	12			12	ALL	MATIERES PLASTIQUES
	PANAM	9			9	PANAM	
COMMODITY TOTAL		21			21		TOTAL DE MARCHANDISE
DYESTUFF, PIGMENT, PAINT	GER	16			16	ALL	MAT. COLOR. PIG. PEINTURE
	NORW	4			4	NORV	
	PANAM	5			5	PANAM	
	OTHER	1			1	AUTRE	
COMMODITY TOTAL		26			26		TOTAL DE MARCHANDISE
CHEM. SPECIALTIES NES	GER	39			39	ALL	PROD. CHIM. SPECIAUX NDA
	PANAM	24			24	PANAM	
COMMODITY TOTAL		63			63		TOTAL DE MARCHANDISE
FUEL OIL	GER	3			3	ALL	MAZOUT
PETROL. COAL PROD. NES	PANAM	12			12	PANAM	DERIVE PETR. CHARB. NDA
FERRO-ALLOYS	GER	97			97	ALL	FERRO-ALLIAGES
	PANAM	72			72	PANAM	
COMMODITY TOTAL		169			169		TOTAL DE MARCHANDISE
PIG IRON	GER	88			88	ALL	FER EN GUEUSE
FLAT & SHEET STEEL	GER	81			81	ALL	TOUTES FEUILLES D'ACIER

TABLE 1. CARGOES LOADED AT CANADIAN PORTS FOR FOREIGN COUNTRIES.

TABLÉAU 1. MARCHANDISES CHARGÉES DANS LES PORTS CANADIENS À DESTINATION DE PAYS ÉTRANGERS.

COUNTRY OF DESTINATION AND KIND OF CARGO	REGISTRY OF VESSEL	ATLANTIC ATLANTIQUE	GREAT LAKES GRANDS LACS	PACIFIC PACIFIQUE	TOTAL TOTAL	IMMATIC. OU NAVIRE	PAYS DE DESTINATION ET MARCHANDISE
JAMAICA	CONT.						JAMAÏQUE SUITE
	NORW	316			316	NORV	
	PANAM	837	552		1,389	PANAM	
COMMODITY TOTAL		2,038	552		2,590		TOTAL DE MARCHANDISE
STRUCTURAL SHAPES	GER	114			114	ALL	PROFILES DE CONSTRUCT.
	PANAM	301			301	PANAM	
COMMODITY TOTAL		415			415		TOTAL DE MARCHANDISE
RAILS & TRACK MATERIAL	GER	25			25	ALL	RAILS, MAT. VOIE FERREE
PIPES, TUBES: IRON, STEEL	NORW	83			83	NORV	TUYAUX, TUBES: FER, ACIER
	PANAM	563			563	PANAM	
	OTHER	478			478	AUTRE	
COMMODITY TOTAL		1,124			1,124		TOTAL DE MARCHANDISE
WIRE	GER	107			107	ALL	FIL METALLIQUE
ALUMINIUM	GER	908			908	ALL	ALUMINIUM
	NORW	84			84	NORV	
	LIBER	525			525	LIBER	
	PANAM	2,024			2,024	PANAM	
COMMODITY TOTAL		3,541			3,541		TOTAL DE MARCHANDISE
COPPER AND ALLOYS	PANAM	9			9	PANAM	CUIVRE ET ALLIAGES
ZINC AND ALLOYS	GER	122			122	ALL	ZINC ET ALLIAGES
METAL FAB. BASIC PROD.	GER	77			77	ALL	OUVR. DE BASE EN METAL
	NORW	22			22	NORV	
	PANAM	18			18	PANAM	
COMMODITY TOTAL		117			117		TOTAL DE MARCHANDISE
BRICKS, TILES NES	PANAM	23			23	PANAM	BRICKS, TILES NDA
GLASS BASIC PRODUCTS	GER	16			16	ALL	OUVR. DE BASE EN VERRE
	NORW	156			156	NORV	
COMMODITY TOTAL		172			172		TOTAL DE MARCHANDISE
CEMENT	PANAM	44			44	PANAM	CIMENT
MACHINERY NES	GER	189			189	ALL	MACHINES NDA
	NORW	308			308	NORV	
	PANAM	140			140	PANAM	
COMMODITY TOTAL		637			637		TOTAL DE MARCHANDISE
RAILWAY ROLLING STOCK	GER	1			1	ALL	MAT. ROUL. DE CH. DE FER
	PANAM	402			402	PANAM	
COMMODITY TOTAL		403			403		TOTAL DE MARCHANDISE
PASS. AUTOS AND CHASSIS	NORW	5			5	NORV	VOITURES PART., CHASSIS
MOTOR VEHICLE ENGINES	PANAM	4			4	PANAM	MOTEURS DE VEH. AUTOM.
EQUIPMENT MISC.	GER	41			41	ALL	MATERIEL DIVERS
	NORW	28			28	NORV	
	PANAM	133			133	PANAM	
COMMODITY TOTAL		202			202		TOTAL DE MARCHANDISE
PERSONAL, HOUSEHOLD GOODS	GER	141			141	ALL	ART. PERS. ET MENAGERS
	NORW	4			4	NORV	
	PANAM	63	4		67	PANAM	
COMMODITY TOTAL		208	4		212		TOTAL DE MARCHANDISE
CONTAINERS, CLOSURES	GER	57			57	ALL	CONTENEURS, FERMETURES
	NORW	28			28	NORV	
	PANAM	507	16		523	PANAM	
COMMODITY TOTAL		592	16		608		TOTAL DE MARCHANDISE
MISC. END PRODUCTS NES	GER	102			102	ALL	PRODUITS FINIS DIV. NDA
	NORW	39			39	NORV	
	PANAM	218			218	PANAM	
	OTHER	1			1	AUTRE	
COMMODITY TOTAL		360			360		TOTAL DE MARCHANDISE
GENERAL CARGO	GER	764			764	ALL	MARCHANDISES DIVERSES
	NORW	256			256	NORV	
	PANAM	103			103	PANAM	
COMMODITY TOTAL		1,123			1,123		TOTAL DE MARCHANDISE
CONTAINERIZED FREIGHT	GER	10,870			10,870	ALL	FRET CONTENEURESE
	NORW	1,428			1,428	NORV	
	PANAM	242			242	PANAM	
COMMODITY TOTAL		12,540			12,540		TOTAL DE MARCHANDISE
COUNTRY/REGION TOTAL		63,529*	580*	1,807*	65,916*		TOTAL DE PAYS/REGION
LEEWARD IS.							I. LEEWARD.
MEAT, FRESH OR FROZEN	PANAM	46			46	PANAM	VIANDE, FRAICHE / CONG.
MEAT, CURED	GER	37			37	ALL	VIANDE FUMEE OU SALEE
	GREEK	19			19	GRECC	
	NORW	4			4	NORV	
	PANAM	46			46	PANAM	
COMMODITY TOTAL		106			106		TOTAL DE MARCHANDISE
MEAT AND MEAT PREP. NES	GER	33			33	ALL	VIANCES ET PREP. NDA
	GREEK	12			12	GRECC	
	PANAM	70			70	PANAM	
COMMODITY TOTAL		115			115		TOTAL DE MARCHANDISE
FISH, FRESH OR FROZEN	GER	349			349	ALL	POISSON, FRAIS OU CONG.
	GREEK	273			273	GRECC	
	NORW	303			303	NORV	
	PANAM	349			349	PANAM	
COMMODITY TOTAL		1,274			1,274		TOTAL DE MARCHANDISE
FISH, CANNED	GREEK	3			3	GRECC	POISSON EN BOITES
	NORW	2			2	NORV	
COMMODITY TOTAL		5			5		TOTAL DE MARCHANDISE
MILK POWDER	GER	5			5	ALL	LAIT EN POUCHES

TABLE 1. CARGOES LOADED AT CANADIAN PORTS FOR FOREIGN COUNTRIES.

TABLEAU 1. MARCHANDISES CHARGÉES DANS LES PORTS CANADIENS A DESTINATION DE PAYS ÉTRANGERS.

COUNTRY OF DESTINATION AND KIND OF CARGO	REGISTRY OF VESSEL	ATLANTIC ATLANTIQUE	GREAT LAKES GRANDS LACS	PACIFIC PACIFIQUE	TOTAL TOTAL	IMMATIC. DU NAVIRE	PAYS DE DESTINATION ET MARCHANDISE
LEEW-WIND IS. CONT.							I. LEEW-WIND. SUITE
	GREEK	46			46	GRECC	
	NORW	17			17	NORV	
	PANAM	17			17	PANAM	
COMMODITY TOTAL		89			89		TOTAL DE MARCHANDISE
CORN MEAL AND FLOUR	GREEK	42			42	GRECC	SEMOLLE, FARINE DE MAIS
	PANAM	14			14	PANAM	
COMMODITY TOTAL		56			56		TOTAL DE MARCHANDISE
MALT AND MALT FLOUR	NORW	898			898	NORV	MALT ET FARINE DE MALT
	PANAM	6			6	PANAM	
COMMODITY TOTAL		904			904		TOTAL DE MARCHANDISE
WHEAT FLOUR	GER	3,783			3,783	ALL	FARINE DE BLE
	GREEK	3,562			3,562	GRECC	
	NORW	1,256			1,256	NORV	
	PANAM	5,161			5,161	PANAM	
COMMODITY TOTAL		13,762			13,762		TOTAL DE MARCHANDISE
CEREALS MILLED, NES	GER	3			3	ALL	CEREALES MOULUES, NDA
	GREEK	9			9	GRECC	
	PANAM	66			66	PANAM	
COMMODITY TOTAL		78			78		TOTAL DE MARCHANDISE
BAKERY PROD. INC. FROZEN	PANAM	1			1	PANAM	PROD. BDUL., PROD. CONG.
MACARONI, CEREAL PRCD.	U K	2			2	R U	PATES ALIM. PROC. CEREAL
	GER	22			22	ALL	
	GREEK	34			34	GRECC	
	NORW	3			3	NORV	
COMMODITY TOTAL		61			61		TOTAL DE MARCHANDISE
APPLES	GREEK	2			2	GRECC	POMMES
FROZEN FRUITS, BERRIES	GREEK	3			3	GRECC	FRUITS, BAIES CONGELÉS
FRUIT, PRES. NOT CANNED	GREEK	12			12	GRECC	CONS. FRUITS NON BOITE
	PANAM	15			15	PANAM	
COMMODITY TOTAL		27			27		TOTAL DE MARCHANDISE
FRUITS, PREP. CANNED	GER	4			4	ALL	FRUITS PREP. EN BOITE
	GREEK	2			2	GRECC	
	NORW	9			9	NORV	
	PANAM	8			8	PANAM	
COMMODITY TOTAL		23			23		TOTAL DE MARCHANDISE
POTATOES	PANAM	39			39	PANAM	POMMES DE TERRE
VEGETABLES, FRESH	GREEK	31			31	GRECC	LEGUMES, FRAIS
	NORW	40			40	NORV	
	PANAM	14			14	PANAM	
COMMODITY TOTAL		85			85		TOTAL DE MARCHANDISE
VEGETABLES, FROZEN	GREEK	8			8	GRECC	LEGUMES, CONGELÉS
VEGETABLES, DRIED	GREEK	29			29	GRECC	LEGUMES, SECS
	PANAM	14			14	PANAM	
COMMODITY TOTAL		43			43		TOTAL DE MARCHANDISE
VEGETABLE PREP. NES	GER	181			181	ALL	PREP. DE LEGUMES NDA
	GREEK	92			92	GRECC	
	NORW	22			22	NORV	
	PANAM	94			94	PANAM	
COMMODITY TOTAL		389			389		TOTAL DE MARCHANDISE
SUGAR, NES	U K	1			1	R U	SUCRE, NDA
	GER	838			838	ALL	
	GREEK	170			170	GRECC	
	NORW	124			124	NORV	
	PANAM	599			599	PANAM	
COMMODITY TOTAL		1,732			1,732		TOTAL DE MARCHANDISE
SPICES	GREEK	14			14	GRECC	ÉPICES
	PANAM	10			10	PANAM	
COMMODITY TOTAL		24			24		TOTAL DE MARCHANDISE
MISC. FOOD PREP. NES	GER	279			279	ALL	DIV. PREP. ALIM. NDA
	GREEK	26			26	GRECC	
	NORW	54			54	NORV	
	LIBER	13			13	LIBER	
	PANAM	175			175	PANAM	
COMMODITY TOTAL		547			547		TOTAL DE MARCHANDISE
GROUND CEREALS NES	U K	60			60	R U	CEREALES MOULUES NDA
	GREEK	53			53	GRECC	
	NORW	5			5	NORV	
COMMODITY TOTAL		118			118		TOTAL DE MARCHANDISE
FEEDS, VEGETABLE ORIGIN	GREEK	10			10	GRECC	PROV. D'ORIGINE VÉGÉTALE
FEEDS OF ANIMAL ORIGIN	PANAM	12			12	PANAM	PROV. D'ORIGINE ANIMALE
CCNC. COMPLETE FEEDS	GREEK	171			171	GRECC	CCNC., PROV. COMPLÈTES
	PANAM	10			10	PANAM	
COMMODITY TOTAL		181			181		TOTAL DE MARCHANDISE
NON-ALCOHOLIC BEVERAGE	GREEK	3			3	GRECC	BOISSONS NON-ALCOOLIQ.
	PANAM	18			18	PANAM	
COMMODITY TOTAL		21			21		TOTAL DE MARCHANDISE
ALE, BEER, STOUT, PORTER	GREEK	4			4	GRECC	ALE, BIÈRE, STOUT, PORTER
	PANAM	6			6	PANAM	
COMMODITY TOTAL		10			10		TOTAL DE MARCHANDISE
DIST. ALCOHOLIC BEV.	PANAM	4			4	PANAM	BOISS. ALCOOL. DIST.
CRUDE ANIMAL PROD. NES	GER	11			11	ALL	PR. BRUTS ORIG. ANIM. NDA
CRUDE WOOD HTLS. NES	GREEK	1			1	GRECC	MATIÈRES BOIS BRUT NDA
TEXTILE FIBRES NES	NORW	3			3	NORV	FIBRES TEXTILES NDA
GYP SUM	LIBER	450			450	LIBER	GYPSE
SALT	GER	88			88	ALL	SEL
	GREEK	27			27	GRECC	

TABLE 1. CARGOES LOADED AT CANADIAN PORTS FOR FOREIGN COUNTRIES.

TABLEAU 1. MARCHANDISES CHARGÉES DANS LES PORTS CANADIENS A DESTINATION DE PAYS ÉTRANGERS.

COUNTRY OF DESTINATION AND KIND OF CARGO	REGISTRY OF VESSEL	ATLANTIC ATLANTIQUE	GREAT LAKES GRANDS LACS	PACIFIC PACIFIQUE	TOTAL TOTAL	IMMATIC. DU NAVIRE	PAYS DE DESTINATION ET MARCHANDISE
LEE-WIND IS. CONT.	PANAM	43			43	PANAM	I. LEE-WIND. SUITE
COMMODITY TOTAL		158			158		TOTAL DE MARCHANDISE
COTTON, TEXTILE WASTE	PANAM	9			9	PANAM	DECHETS DE COTON, TEXT.
WASTE AND SCRAP NES	PANAM	10			10	PANAM	DECHETS ET REBUTS NDA
RUBBER FAB. MATERIALS	U K	7			7	R U	DEMI-PROD. CAOUTCHOUC
LUMBER AND TIMBER	GER	134			134	ALL	BOIS COEUVRE ET CHARP.
	GREEK	269			269	GRECC	
	NORW	332			332	NORV	
	PANAM	673			673	PANAM	
COMMODITY TOTAL		1,408			1,408		TOTAL DE MARCHANDISE
SHINGLES AND SHAKES	GER	20			20	ALL	BARDEAUX, BARD. FACADE
	GREEK	55			55	GRECC	
	PANAM	24			24	PANAM	
COMMODITY TOTAL		99			99		TOTAL DE MARCHANDISE
VEN'ER, PLYWOOD	GREEK	7			7	GRECC	PLACAGES, CONTRE-PLAC.
	PANAM	35			35	PANAM	
COMMODITY TOTAL		42			42		TOTAL DE MARCHANDISE
COPPERAGE STOCK	LIBER	138			138	LIBER	DEMI-PROD. TONNELLERIE
WOOD FAB. MATERIALS	NORW	12			12	NORV	DEMI-PRODUITS EN BOIS
	PANAM	62			62	PANAM	
COMMODITY TOTAL		74			74		TOTAL DE MARCHANDISE
NEWSPRINT PAPER	U K	416			416	R U	PAPIER JOURNAL
	GER	20			20	ALL	
	GREEK	7			7	GRECC	
	PANAM	5			5	PANAM	
	OTHER	258			258	AUTRE	
COMMODITY TOTAL		706			706		TOTAL DE MARCHANDISE
PAPER NES	GER	315			315	ALL	PAPIER NDA
	GREEK	150			150	GRECC	
	NORW	655			655	NORV	
	LIBER	349			349	LIBER	
	PANAM	157			157	PANAM	
COMMODITY TOTAL		1,626			1,626		TOTAL DE MARCHANDISE
PAPERBOARD	NETH	1,209			1,209	P. BAS	CARTON
BLOG. PAPER AND BOARD	GER	120			120	ALL	PLAC. CONSTR., PAP/CART.
	GREEK	58			58	GRECC	
	NORW	78			78	NORV	
	PANAM	124			124	PANAM	
COMMODITY TOTAL		380			380		TOTAL DE MARCHANDISE
TEXTILE FAB. MTL NES	U K	2			2	R U	OUVR. EN MAT. TEXT. NDA
	GER	64			64	ALL	
	GREEK	55			55	GRECC	
	NORW	6			6	NORV	
	LIBER	12			12	LIBER	
	PANAM	48			48	PANAM	
COMMODITY TOTAL		187			187		TOTAL DE MARCHANDISE
ANIMAL OILS, EXC. MARINE	PANAM	4			4	PANAM	HUIL. ANIM. SAUF AN. MAR.
METALLIC SALTS	LIBER	104			104	LIBER	SELS METALLIQUES
INORGANIC CHEMS. NES	U K	18			18	R U	PROD. CHIM. INORG. NDA
	GER	2			2	ALL	
	PANAM	11			11	PANAM	
COMMODITY TOTAL		31			31		TOTAL DE MARCHANDISE
ORGANIC CHEMICALS NES	U K	11			11	R U	PROD. CHIM. ORGAN. NCA
	NORW	76			76	NORV	
COMMODITY TOTAL		87			87		TOTAL DE MARCHANDISE
EXPLDS., FUSES, CAPS	OTHER	9			9	AUTRE	EXPLOS., AMORCES, DET.
POTASH	LIBER	1,163			1,163	LIBER	POTASSE
FERTILIZERS NES	PANAM	11			11	PANAM	ENGRAIS CHIMIQUE NDA
PLASTIC MATERIALS	PANAM	20			20	PANAM	MATIERES PLASTIQUES
DYESTUFF, PIGMENT, PAINT	U K	4			4	R U	MAT. COLDR. PIG. PEINTURE
	PANAM	39			39	PANAM	
	OTHER	4			4	AUTRE	
COMMODITY TOTAL		47			47		TOTAL DE MARCHANDISE
CHEM. SPECIALTIES NES	GER	37			37	ALL	PROD. CHIM. SPECIAUX NDA
ASPHALTS, ROAD OILS	NORW	10			10	NORV	ASPHALTE, BITUME LIQD.
PRIMARY IRON, STEEL NES	LIBER	18			18	LIBER	FER, ACIER PRIMAIR. NDA
BARS AND RODS, STEEL	GER	16			16	ALL	BARRES ET TIGES ACIER
	NORW	40			40	NORV	
	PANAM	85			85	PANAM	
COMMODITY TOTAL		141			141		TOTAL DE MARCHANDISE
STRUCTURAL SHAPES	GER	248			248	ALL	PROFILES DE CONSTRUCT.
	GREEK	48			48	GRECC	
	PANAM	106			106	PANAM	
COMMODITY TOTAL		402			402		TOTAL DE MARCHANDISE
PIPES, TUBES, IRON, STEEL	GER	257			257	ALL	TUYAUX, TUBES, FER, ACIER
	GREEK	224			224	GRECC	
	NORW	8			8	NORV	
	PANAM	87			87	PANAM	
COMMODITY TOTAL		576			576		TOTAL DE MARCHANDISE
WIRE	U K	1			1	R U	FIL METALLIQUE
	PANAM	4			4	PANAM	
COMMODITY TOTAL		5			5		TOTAL DE MARCHANDISE
ALUMINIUM	NORW	11			11	NORV	ALUMINIUM
	PANAM	8			8	PANAM	
COMMODITY TOTAL		19			19		TOTAL DE MARCHANDISE
COPPER AND ALLOYS	GER	5			5	ALL	CUIVRE ET ALLIAGES

TABLE 1. CARGOES LOADED AT CANADIAN PORTS FOR FOREIGN COUNTRIES.

TABLEAU 1. MARCHANDISES CHARGÉES DANS LES PORTS CANADIENS A DESTINATION DE PAYS ÉTRANGERS.

COUNTRY OF DESTINATION AND KIND OF CARGO	REGISTRY OF VESSEL	ATLANTIC ATLANTIQUE	GREAT LAKES GRANDS LACS	PACIFIC PACIFIQUE	TOTAL TOTAL	IMMATIC. DU NAVIRE	PAYS DE DESTINATION ET MARCHANDISE
LEEW-WIND IS. CONT.							I. LEEW-WIND. SUITE
COMMODITY TOTAL	NORW	4			4	NORV	
METAL FAB. BASIC PRD.	U K	9			9	R U	TOTAL DE MARCHANDISE
	GER	4			4	ALL	CUVR. DE BASE EN METAL
	GREEK	37			37	GRECC	
	NORW	10			10	NORV	
	LIBER	24			24	LIBER	
	PANAM	26			26	PANAM	
COMMODITY TOTAL		31			31		TOTAL DE MARCHANDISE
DRAIN TILES, PIPES	NORW	132			132	NORV	TUILLES TUY. DE DRAINAGE
ASBESTOS BASIC PRD.	PANAM	194			194	PANAM	CUVR. DE BASE AMIANTE
NON-MET. MIN. BASIC PRD.	U K	31			31	R U	PRD. MIN. NON-MET. BASE
	NORW	27			27	NORV	
	PANAM	11			11	PANAM	
COMMODITY TOTAL		112			112		TOTAL DE MARCHANDISE
MISC. FABRICATED PRD.	GER	150			150	ALL	OUVRAGES DIVERS
	GREEK	9			9	GRECC	
	NORW	5			5	NORV	
	PANAM	5			5	PANAM	
COMMODITY TOTAL		10			10		TOTAL DE MARCHANDISE
TRACTORS	PANAM	29			29	PANAM	TRACTEURS
MACHINERY NES	U K	13			13	R U	MACHINES NCA
	GER	21			21	ALL	
	GREEK	10			10	GRECC	
	LIBER	11			11	LIBER	
	PANAM	78			78	PANAM	
COMMODITY TOTAL		31			31		TOTAL DE MARCHANDISE
PASS. AUTOS AND CHASSIS	U K	151			151	R U	VEITURES PART., CHASSIS
	GER	28			28	ALL	
	NORW	2			2	NORV	
	PANAM	12			12	PANAM	
COMMODITY TOTAL		4			4		TOTAL DE MARCHANDISE
BUSES AND CHASSIS	PANAM	46			46	PANAM	ALTOPUS ET CHASSIS
TRUCKS AND CHASSIS	NORW	4			4	NORV	CAMIONS ET CHASSIS
	LIBER	14			14	LIBER	
	PANAM	9			9	PANAM	
COMMODITY TOTAL		4			4		TOTAL DE MARCHANDISE
MOTOR VEHICLE ENGINES	U K	27			27	R U	MOTEURS DE VEH. AUTOM.
ROAD MOTOR VEH. NES	PANAM	3			3	PANAM	VEH. AUTOM. ROUTIERS NON
RUBBER TIRES AND TUBES	GER	12			12	ALL	PNEUS, CHAMBRES A AIR
	PANAM	4			4	PANAM	
COMMODITY TOTAL		4			4		TOTAL DE MARCHANDISE
EQUIPMENT MISC.	U K	8			8	R U	MATERIEL DIVERS
	GER	15			15	ALL	
	GREEK	9			9	GRECC	
COMMODITY TOTAL		7			7		TOTAL DE MARCHANDISE
PERSONAL, HOUSEHOLD GOODS	GREEK	31			31	GRECC	ART. PERS. ET MENAGERS
	NORW	74			74	NORV	
	PANAM	17			17	PANAM	
COMMODITY TOTAL		32			32		TOTAL DE MARCHANDISE
CONTAINERS, CLOSURES	U K	123			123	R U	CONTENEURS, FERMETURES
	GER	12			12	ALL	
	GREEK	45			45	GRECC	
	PANAM	5			5	PANAM	
COMMODITY TOTAL		11			11		TOTAL DE MARCHANDISE
MISC. END PRODUCTS NES	GER	73			73	ALL	PRODUITS FINIS DIV. NCA
	GREEK	27			27	GRECC	
	NORW	19			19	NORV	
	PANAM	14			14	PANAM	
COMMODITY TOTAL		133			133		TOTAL DE MARCHANDISE
GENERAL CARGO	GER	193			193	ALL	MARCHANDISES DIVERSES
	GREEK	22			22	GRECC	
	NORW	8			8	NORV	
	LIBER	9			9	LIBER	
	PANAM	7			7	PANAM	
COMMODITY TOTAL		3			3		TOTAL DE MARCHANDISE
COUNTRY/REGION TOTAL		49			49		TOTAL DE PAYS/REGION
		30,255*	*	*	30,255*		
TRINIDAD-TOBAG							TRINIDAD TOBAG
MEAT, FRESH OR FROZEN	GER	20			20	ALL	VIANDE, FRAICHE / CONG.
	PANAM	135			135	PANAM	
	OTHER	49			49	AUTRE	
COMMODITY TOTAL		204			204		TOTAL DE MARCHANDISE
MEAT, CURED	GER	57			57	ALL	VIANDE FUMEE OU SALEE
	NORW	66			66	NORV	
	PANAM	220			220	PANAM	
COMMODITY TOTAL		343			343		TOTAL DE MARCHANDISE
MEAT AND MEAT PREP. NES	GER	154			154	ALL	VIANCES ET PREP. NCA
	NORW	47			47	NORV	
	PANAM	284			284	PANAM	
COMMODITY TOTAL		485			485		TOTAL DE MARCHANDISE
FISH, FRESH OR FROZEN	GER	287			287	ALL	POISSON, FRAIS OU CONG.
	NORW	40			40	NORV	
	PANAM	508			508	PANAM	

TABLE 1. CARGOES LOADED AT CANADIAN PORTS FOR FOREIGN COUNTRIES.

TABLEAU 1. MARCHANDISES CHARGÉES DANS LES PORTS CANADIENS A DESTINATION DE PAYS ÉTRANGERS.

COUNTRY OF DESTINATION AND KIND OF CARGO	REGISTRY OF VESSEL	ATLANTIC ATLANTIQUE	GREAT LAKES GRANDS LACS	PACIFIC PACIFIQUE	TOTAL TOTAL	IMMATRIC. DU NAVIRE	PAYS DE DESTINATION ET MARCHANDISE
TRINIDAD-TOBAGO CONT.							TRINIDAD TOBAGO SUITE
	OTHER	123			123	AUTRE	
COMMODITY TOTAL		958			958		TOTAL DE MARCHANDISE
FISH, SALTED OR CURED	OTHER	7			7	AUTRE	POISSON, SALE OL FUME
FISH, CANNED	OTHER	332			332	AUTRE	POISSON EN BOITES
MILK POWDER	GER	20			20	ALL	LAIT EN Poudre
	NORW	17			17	NORV	
	PANAM	6			6	PANAM	
COMMODITY TOTAL		43			43		TOTAL DE MARCHANDISE
DAIRY PROD., EGGS, HONEY	PANAM	24			24	PANAM	PROD. LAIT., OEUFs, MIEL
CATS	PANAM	39			39	PANAM	AVICINE
WHEAT	NORW	7,840			7,840	NORV	BLE
MALT AND MALT FLOUR	GER	20			20	ALL	MALT ET FARINE DE MALT
	PANAM	114			114	PANAM	
COMMODITY TOTAL		134			134		TOTAL DE MARCHANDISE
WHEAT FLOUR	GER	3,554			3,554	ALL	FARINE DE BLE
	NORW	1,754			1,754	NORV	
	PANAM	60			60	PANAM	
COMMODITY TOTAL		5,368			5,368		TOTAL DE MARCHANDISE
CEREALS MILLED, NES	GER	12			12	ALL	CEREALES MOULUES, NDA
	PANAM	91			91	PANAM	
COMMODITY TOTAL		103			103		TOTAL DE MARCHANDISE
BAKERY PROD., INC. FROZEN	NORW	12			12	NORV	PROD. BOUL., PROD. CONG.
MACARONI, CERÉAL PROC.	GER	20			20	ALL	PATES ALIM. PROC. CERÉAL
	PANAM	34			34	PANAM	
COMMODITY TOTAL		54			54		TOTAL DE MARCHANDISE
FRUIT JUICES	PANAM	16			16	PANAM	JUS DE FRUIT
VEGETABLES, FRESH	PANAM	25			25	PANAM	LEGUMES, FRAIS
VEGETABLES, FROZEN	GER	11			11	ALL	LEGUMES, CONGÈLES
	OTHER	24			24	AUTRE	
COMMODITY TOTAL		35			35		TOTAL DE MARCHANDISE
VEGETABLES, DRIED	GER	86			86	ALL	LEGUMES, SECS
	NORW	66			66	NORV	
COMMODITY TOTAL		152			152		TOTAL DE MARCHANDISE
VEGETABLE PREP. NES	GER	180			180	ALL	PREP. DE LEGUMES NDA
	NORW	11			11	NORV	
	PANAM	313			313	PANAM	
COMMODITY TOTAL		504			504		TOTAL DE MARCHANDISE
SUGAR, NES	GER	989			989	ALL	SUCRE, NDA
	NORW	347			347	NORV	
	PANAM	575			575	PANAM	
COMMODITY TOTAL		1,911			1,911		TOTAL DE MARCHANDISE
SPICES	PANAM	20			20	PANAM	EPICES
MISC. FOOD PREP. NES	GER	456			456	ALL	DIV. PREP. ALIM. NDA
	NORW	166			166	NORV	
	PANAM	162			162	PANAM	
COMMODITY TOTAL		784			784		TOTAL DE MARCHANDISE
OIL SEED MEAL, CAKE NES	NORW	17			17	NORV	FAR., TOURT., OLEAG. NDA
	PANAM	15			15	PANAM	
COMMODITY TOTAL		32			32		TOTAL DE MARCHANDISE
CONC. COMPLETE FEEDS	NORW	9			9	NORV	CONC., PROV. COMPLETES
SEEDS FOR SOWING NES	GER	21			21	ALL	GRAINES DE SEMENCE NDA
NURSERY, GREENHOUSE STOCK	GER	25			25	ALL	PROD. PÉPINIÈRE, SERRE
TEXTILE FIBRES NES	GER	36			36	ALL	FIBRES TEXTILES NDA
	PANAM	10			10	PANAM	
COMMODITY TOTAL		46			46		TOTAL DE MARCHANDISE
ASBESTOS	U K	104			104	R U	AMIANTE
CRUDE NON-MET. MIN. NES	PANAM	14			14	PANAM	MIN. NON-MET. BRUTS NDA
COTTON, TEXTILE WASTE	GER	13			13	ALL	DECHETS DE COTON, TEXT.
	PANAM	18			18	PANAM	
COMMODITY TOTAL		31			31		TOTAL DE MARCHANDISE
WASTE AND SCRAP NES	PANAM	87			87	PANAM	DECHETS ET REBUTS NDA
LUMBER AND TIMBER	GER	265			265	ALL	BOIS D'OEUVRE ET CHARP.
	GREEK			1,789	1,789	GREEC	
	NORW	20			20	NORV	
	PANAM	601			601	PANAM	
COMMODITY TOTAL		886		1,789	2,675		TOTAL DE MARCHANDISE
SHINGLES AND SHAKES	PANAM	4			4	PANAM	BARDEAUX, BARO, FACADE
VENEER, PLYWOOD	GER	16			16	ALL	PLACAGES, CONTRE-PLAQ.
	GREEK			27	27	GREEC	
COMMODITY TOTAL		16		1,296	1,296		TOTAL DE MARCHANDISE
PULP	DENMK					DANMK	PATE
	NETH	1,345			1,345	P-BAS	
	PANAM	25			25	PANAM	
COMMODITY TOTAL		1,370		1,296	2,666		TOTAL DE MARCHANDISE
NEWSPRINT PAPER	GER	932			932	ALL	PAPIER JOURNAL
	PANAM	2,168			2,168	PANAM	
	OTHER	1,186			1,186	AUTRE	
COMMODITY TOTAL		4,286		730	4,286		TOTAL DE MARCHANDISE
PAPER NES	DENMK					DANMK	PAPIER NDA
	GER	1,742			1,742	ALL	
	NORW	294			294	NORV	
	PANAM	1,652			1,652	PANAM	
COMMODITY TOTAL		3,688		730	4,418		TOTAL DE MARCHANDISE
PAPERBOARD	DENMK					DANMK	CARTON
	PANAM	22			22	PANAM	
COMMODITY TOTAL		22		593	615		TOTAL DE MARCHANDISE

TABLE 1. CARGOES LOADED AT CANADIAN PORTS FOR FOREIGN COUNTRIES.

TABLEAU 1. MARCHANDISES CHARGÉES DANS LES PORTS CANADIENS A DESTINATION DE PAYS ÉTRANGERS.

COUNTRY OF DESTINATION AND KIND OF CARGO	REGISTRY OF VESSEL	ATLANTIC ATLANTIQUE	GREAT LAKES GRANDS LACS	PACIFIC PACIFIQUE	TOTAL TOTAL	IMMATIC. DU NAVIRE	PAYS DE DESTINATION ET MARCHANDISE
TRINIDAD-TOBAG CONT. BLDG.PAPER AND BOARD	GER NORW PANAM	28 4 56			28 4 56	ALL NORV PANAM	TRINIDAD TOBAG SUITE PLAQ.CONSTR.,PAP/CART.
COMMODITY TOTAL		88			88		TOTAL DE MARCHANDISE
TEXTILE FAB.MTL NES	GER NORW PANAM	250 51 54			250 51 54	ALL NORV PANAM	OUVR.EN MAT.TEXT.NDA
COMMODITY TOTAL		355			355		TOTAL DE MARCHANDISE
ANIMAL OILS,EXC.MARINE	GER NORW PANAM	64 64 207			64 64 207	ALL NORV PANAM	HUIL.ANIM.SAUF AN.MAR.
COMMODITY TOTAL		335			335		TOTAL DE MARCHANDISE
VEG.OILS,FATS NES	GER	32			32	ALL	HUIL.MAT.GRAS.VEG.NDA
METALLIC SALTS	GER	72			72	ALL	SELS METALLIQUES
INORGANIC CHEMS. NES	U K GER PANAM	11 71 172			11 71 172	R U ALL PANAM	PROD.CHIM.INORG.NDA
COMMODITY TOTAL		254			254		TOTAL DE MARCHANDISE
ORGANIC CHEMICALS NES	U K GER PANAM	2 65 363			2 65 363	R U ALL PANAM	PROD.CHIM.ORGAN.NDA
COMMODITY TOTAL		430			430		TOTAL DE MARCHANDISE
FERTILIZERS NES	PANAM	5			5	PANAM	ENGRAIS CHIMIQUE NDA
PLASTIC MATERIALS	GER PANAM	9 45			9 45	ALL PANAM	MATIERES PLASTIQUES
COMMODITY TOTAL		54			54		TOTAL DE MARCHANDISE
DYESTUFF,PIGMENT,PAINT	U K GER PANAM	5 15 21			5 15 21	R U ALL PANAM	MAT.COLOR.PIG.PEINTURE
COMMODITY TOTAL		41			41		TOTAL DE MARCHANDISE
CHEM.SPECIALTIES NES	PANAM	5			5	PANAM	PROD.CHIM.SPECIALTIES NDA
CASTINGS,FORGINGS	PANAM	2			2	PANAM	MOUL.PIECES FORGEES
BAR AND RODS,STEEL	GER	15			15	ALL	BARRES ET TIGES ACIER
PLATE & SHEET STEEL	GER NORW PANAM	412 217 1,625			412 217 1,625	ALL NORV PANAM	TOLES,FEUILLES ACIER
COMMODITY TOTAL		2,254			2,254		TOTAL DE MARCHANDISE
STRUCTURAL SHAPES	PANAM	125			125	PANAM	PROFILES DE CONSTRUCT.
PIPES,TUBES:IRON,STEEL	PANAM	85			85	PANAM	TUYAUX,TUBES:FER,ACIER
WIRE	U K	2			2	R U	FIL METALLIQUE
COPPER AND ALLOYS	GER PANAM	8 14			8 14	ALL PANAM	CUIVRE ET ALLIAGES
COMMODITY TOTAL		22			22		TOTAL DE MARCHANDISE
LEAD AND ALLOYS	GER PANAM	30 209			30 209	ALL PANAM	PLOMB ET ALLIAGES
COMMODITY TOTAL		239			239		TOTAL DE MARCHANDISE
NON-FERROUS METALS NES	GER	59			59	ALL	METALLS NON-FERREUX NDA
METAL FAB.BASIC PROD.	PANAM	50			50	PANAM	OUVR.DE BASE EN METAL
BRICKS,TILES NES	GER PANAM	117 172			117 172	ALL PANAM	BRICKES,TUILES NDA
COMMODITY TOTAL		289			289		TOTAL DE MARCHANDISE
GLASS BASIC PRODUCTS	PANAM	22			22	PANAM	OUVR.DE BASE EN VERRE
CEMENT BASIC PROD.	GER	11			11	ALL	OUVR.DE BASE CIMENT
NON-MET.MIN.BASIC PROD	U K PANAM	117 8			117 8	R U PANAM	PROD.MIN.NON-MET.BASE
COMMODITY TOTAL		125			125		TOTAL DE MARCHANDISE
MACHINERY NES	DENMK NORW PANAM	5 46 51		35	5 46 51	DANMK NORV PANAM	MACHINES NDA
COMMODITY TOTAL		86		35	86		TOTAL DE MARCHANDISE
PASS.AUTOS AND CHASSIS	GER PANAM	4 1			4 1	ALL PANAM	VOITURES PART.,CHASSIS
COMMODITY TOTAL		5			5		TOTAL DE MARCHANDISE
MOTOR VEHICLE ENGINES	PANAM	12			12	PANAM	MOTEURS DE VEH.AUTOM.
RUBBER TIRES AND TUBES	GER PANAM	26 20			26 20	ALL PANAM	PNEUS, CHAMBRES A AIR
COMMODITY TOTAL		46			46		TOTAL DE MARCHANDISE
EQUIPMENT MISC.	U K GER NORW PANAM OTHER	9 117 7 29 1			9 117 7 29 1	R U ALL NORV PANAM AUTRE	MATERIEL DIVERS
COMMODITY TOTAL		163			163		TOTAL DE MARCHANDISE
PERSONAL,HOUSEHOLD GOODS	GER NORW PANAM	217 24 551			217 24 551	ALL NORV PANAM	ART.PERS.ET MENAGERS
COMMODITY TOTAL		792			792		TOTAL DE MARCHANDISE
CONTAINERS,CLOSURES	GER NORW PANAM	8 13 245			8 13 245	ALL NORV PANAM	CONTENEURS,FERMETURES
COMMODITY TOTAL		266			266		TOTAL DE MARCHANDISE
MISC. END PRODUCTS NES	U K GER PANAM	8 13 122			8 13 122	R U ALL PANAM	PRODUITS FINIS DIV.NDA
COMMODITY TOTAL		143			143		TOTAL DE MARCHANDISE
GENERAL CARGO	GER	1,290			1,290	ALL	MARCHANDISES DIVERSES

TABLE 1. CARGOES LOADED AT CANADIAN PORTS FOR FOREIGN COUNTRIES.

TABLEAU 1. MARCHANDISES CHARGÉES DANS LES PORTS CANADIENS A DESTINATION DE PAYS ÉTRANGERS.

COUNTRY OF DESTINATION AND KIND OF CARGO	REGISTRY OF VESSEL	ATLANTIC ATLANTIQUE	GREAT LAKES GRANDS LACS	PACIFIC PACIFIQUE	TOTAL TOTAL	IMMATIC. DU NAVIRE	PAYS DE DESTINATION ET MARCHANDISE
TRINIDAD-TOBAG CONT.							TRINIDAD TOBAG SUITE
	NORW	394			394	NORW	
	PANAM	195			195	PANAM	
COMMODITY TOTAL		1,879			1,879		TOTAL DE MARCHANDISE
CONTAINERIZED FREIGHT	GER	10,909			10,909	ALL	FRET CONTENEURESE
	NORW	2,635			2,635	NORW	
	PANAM	31			31	PANAM	
COMMODITY TOTAL		13,575			13,575		TOTAL DE MARCHANDISE
COUNTRY/REGION TOTAL		51,937*	*	4,470*	56,407*		TOTAL DE PAYS/REGION
COSTA RICA							COSTA-RICA
FISH, CANNED	OTHER			2	2	AUTRE	POISSON EN BOITES
MILK POWDER	OTHER			28	28	AUTRE	LAIT EN POUDRE
WHEAT	LIBER			7,002	7,002	LIBER	BLE
MALT AND MALT FLOUR	OTHER			1,631	1,631	AUTRE	MALT ET FARINE DE MALT
VEGETABLES, DRIED	OTHER			6	6	AUTRE	LEGUMES, SECS
DIST. ALCOHOLIC BEV.	GREEK			1	1	GREEC	BEISS. ALCOOL. DIST.
MUSTARD SEED	OTHER			6	6	AUTRE	GRAINE DE MOUTAROE
ASBESTOS	GREEK			196	196	GREEC	AMIANTE
	OTHER			630	630	AUTRE	
COMMODITY TOTAL				826	826		TOTAL DE MARCHANDISE
RAPE	GREEK	916			916	GREEC	PATE
	NETH	1,463			1,463	P.BAS	
	NORW	781			781	NORW	
	CAN	700			700	CAN	
	OTHER			285	285	AUTRE	
COMMODITY TOTAL		3,860		285	4,145		TOTAL DE MARCHANDISE
NEWSPRINT PAPER	DANMK	960			960	DANMK	PAPIER JOURNAL
	GER	9,933		815	10,748	ALL	
	GREEK			845	845	GREEC	
	NORW	1,513			1,513	NORW	
	PANAM			545	545	PANAM	
	OTHER			1,770	1,770	AUTRE	
COMMODITY TOTAL		12,406		3,975	16,381		TOTAL DE MARCHANDISE
PAPER NES	OTHER			1,428	1,428	AUTRE	PAPIER NDA
PAPERBOARD	U K	747			747	R U	CARTON
	GER	1,294			1,294	ALL	
	NETH	2,025			2,025	P.BAS	
	CAN	1,420			1,420	CAN	
	OTHER			20	20	AUTRE	
COMMODITY TOTAL		5,486		20	5,506		TOTAL DE MARCHANDISE
OILS, FATS, WAXES NES	OTHER			3	3	AUTRE	HUIL. MAT. GRAS. CIRE NDA
ORGANIC CHEMICALS NES	OTHER			163	163	AUTRE	PROD. CHIM. ORGAN. NDA
EXPLDS., FUSES, CAPS	CAN	39			39	CAN	EXPLOS., AMORCES, DET.
	OTHER	67			67	AUTRE	
COMMODITY TOTAL		106			106		TOTAL DE MARCHANDISE
POTASH	GREEK			6,618	6,618	GREEC	POTASSE
	LIBER			4,960	4,960	LIBER	
	PANAM			6,945	6,945	PANAM	
	OTHER			3,858	3,858	AUTRE	
COMMODITY TOTAL				22,381	22,381		TOTAL DE MARCHANDISE
CASTINGS, FORGINGS	OTHER			11	11	AUTRE	MOUL. PIECES FORGEES
BRICKS, TILES NES	U S A			197	197	E-U	BRIQUES, TUILES NDA
	OTHER			14	14	AUTRE	
COMMODITY TOTAL				211	211		TOTAL DE MARCHANDISE
MACHINERY NES	OTHER			3	3	AUTRE	MACHINES NDA
RAILWAY ROLLING STOCK	OTHER	255			255	AUTRE	MAT. ROUL. DE CH. DE FER
EQUIPMENT MISC.	GREEK			1	1	GREEC	MATERIEL DIVERS
	OTHER			30	30	AUTRE	
COMMODITY TOTAL				31	31		TOTAL DE MARCHANDISE
PERSONAL, HOUSEHOLD GOODS	OTHER			1	1	AUTRE	ART. PERS. ET MENAGERS
COUNTRY/REGION TOTAL		22,113*	*	38,014*	60,127*		TOTAL DE PAYS/REGION
CUBA							CUBA
CATTLE	OTHER	1,473			1,473	AUTRE	BOVINS
LIVE ANIMALS, NES	OTHER	305			305	AUTRE	ANIMAUX VIVANTS, NDA
MEAT, FRESH OR FROZEN	NETH	9,460			9,460	P.BAS	VIANDE, FRAICHE / CONG.
	OTHER	756			756	AUTRE	
COMMODITY TOTAL		10,216			10,216		TOTAL DE MARCHANDISE
FISH, FRESH OR FROZEN	OTHER	147			147	AUTRE	POISSON, FRAIS OU CONG.
LOBSTER	OTHER	144			144	AUTRE	HOMARD
SHELL FISH, NES	NETH	31			31	P.BAS	MOLLUSQUES CRUST., NDA
MILK POWDER	LIBER	1,395			1,395	LIBER	LAIT EN POUDRE
	PANAM	1,396			1,396	PANAM	
	OTHER	11,214			11,214	AUTRE	
COMMODITY TOTAL		14,005			14,005		TOTAL DE MARCHANDISE
BARLEY	OTHER	45,326			45,326	AUTRE	ORGE
OATS	OTHER	12,534			12,534	AUTRE	AVOINE
WHEAT	U K	8,669			8,669	R U	BLE
	PANAM	233			233	PANAM	
	OTHER	353,282		81,301	434,583	AUTRE	
COMMODITY TOTAL		362,184		81,301	443,485		TOTAL DE MARCHANDISE
WHEAT FLOUR	OTHER	254,800			254,800	AUTRE	FARINE DE BLE

TABLE 1. CARGOES LOADED AT CANADIAN PORTS FOR FOREIGN COUNTRIES.

TABLEAU 1. MARCHANDISES CHARGÉES DANS LES PORTS CANADIENS A DESTINATION DE PAYS ÉTRANGERS.

COUNTRY OF DESTINATION AND KIND OF CARGO	REGISTRY OF VESSEL	ATLANTIC ATLANTIQUE	GREAT LAKES GRANDS LACS	PACIFIC PACIFIQUE	TOTAL TOTAL	IMMATIC. OU NAVIRE	PAYS DE DESTINATION ET MARCHANDISE
CUBA							CUBA
POTATOES	LIBER	2,561			2,561	LIBER	SUITE
	PANAM	4,103			4,103	PANAM	POMMES DE TERRE
	OTHER	3,648			3,648	AUTRE	
COMMODITY TOTAL		10,312			10,312		TOTAL DE MARCHANDISE
SUGAR, NES	OTHER	236			236	AUTRE	SUCRE, NDA
MISC. FOOD PREP. NES	OTHER	21			21	AUTRE	DIV. PREP. ALIM. NDA
HAY, FORAGE, STRAW	OTHER	199			199	AUTRE	FOIN, FOURRAGE, PAILLE
HULLS, SCREENINGS, CHAFF	OTHER	281			281	AUTRE	ÉCCLURES, CRIBLURES, PAL
GROUND CEREALS NES	OTHER	26			26	AUTRE	CEREALES MOULUES NCA
FEEDS, VEGETABLE ORIGIN	OTHER	62			62	AUTRE	PROV. D'ORIGINE VÉGÉTALE
CONC. COMPLETE FEEDS	OTHER	109			109	AUTRE	CCNC., PRCV. COMPLETES
ALE, BEER, STOUT, PORTER	OTHER	2			2	AUTRE	ALE, BIÈRE, STOUT, PORTER
LOGS	OTHER			62	62	AUTRE	BILLES
BELTS, ROUND TIMBER	OTHER			1,327	1,327	AUTRE	BILLETS, BOIS RONDS
SALT	OTHER	54			54	AUTRE	SEL
SULPHUR IN DRES	OTHER			29,010	29,010	AUTRE	SCUFRE EN MINÉRAI
CRUDE NON-MET. MIN. NES	OTHER	579			579	AUTRE	MIN. NON-MET. BRUTS NCA
LUMBER AND TIMBER	GREEK			18,220	18,220	GREEK	BOIS D'ŒUVRE ET CHARP.
	OTHER	169			169	AUTRE	
COMMODITY TOTAL		1,699			1,699		TOTAL DE MARCHANDISE
VENEER, PLYWOOD	LIBER	499			499	LIBER	PLACAGES, CONTRE-PLAQ.
	OTHER	603			603	AUTRE	
COMMODITY TOTAL		1,102			1,102		TOTAL DE MARCHANDISE
PULP	U K	342			342	R U	PÂTE
	DENMK			1,200	1,200	DANMK	
	GREEK			2,403	2,403	GREEK	
	LIBER	644			644	LIBER	
	OTHER	1,427		33,427	34,854	AUTRE	
COMMODITY TOTAL		2,413		37,030	39,443		TOTAL DE MARCHANDISE
NEWSPRINT PAPER	U K	548			548	R U	PAPIER JOURNAL
	PANAM	1,653			1,653	PANAM	
	OTHER	318		1,867	2,185	AUTRE	
COMMODITY TOTAL		2,519		1,867	4,386		TOTAL DE MARCHANDISE
PAPER NES	OTHER	148		2,580	2,728	AUTRE	PAPIER NCA
PAPERBOARD	OTHER	1,673		882	2,555	AUTRE	CARTON
TEXTILE FAB. MTL NES	OTHER	58			58	AUTRE	ŒUVR. EN MAT. TEXT. NDA
ANIMAL OILS, EXC. MARINE	OTHER			10,232	10,232	AUTRE	HUIL. ANIM. SAUF AN. MAR.
METALLIC SALTS	OTHER	54			54	AUTRE	SELS MÉTALLIQUES
INORGANIC CHEM. NES	OTHER	33			33	AUTRE	PROD. CHIM. INDR. NDA
ORGANIC CHEMICALS NES	OTHER	367			367	AUTRE	PROD. CHIM. DRGAN. NDA
POTASH	GREEK			4,018	4,018	GREEK	PCTASSE
	OTHER			31,366	31,366	AUTRE	
COMMODITY TOTAL				35,384	35,384		TOTAL DE MARCHANDISE
AGRICULTURAL CHEMICALS	OTHER	26			26	AUTRE	PROD. CHIM. AGRICOLES
SYNTHETIC RUBBER	OTHER	17			17	AUTRE	CACOUTCHUC SYNTHÉTIQUE
PLASTIC MATERIALS	OTHER	4			4	AUTRE	MATIÈRES PLASTIQUES
CHEM. SPECIALTIES NES	OTHER	26			26	AUTRE	PROD. CHIM. SPÉCIAUX NDA
LUBRICATING OIL, GREASE	OTHER	599			599	AUTRE	HUILE, GRAISSE LUBRIF.
PRIMARY IRON, STEEL NES	OTHER	331			331	AUTRE	FER, ACIER PRIMAIR. NCA
PLATE & SHEET STEEL	OTHER	3			3	AUTRE	TOLES, FEUILLES D'ACIER
STRUCTURAL SHAPES	OTHER	2,110			2,110	AUTRE	PROFILES DE CONSTRUCT.
WIRE	OTHER	155			155	AUTRE	FIL MÉTALLIQUE
ALUMINUM	LIBER	400			400	LIBER	ALUMINIUM
	OTHER	180			180	AUTRE	
COMMODITY TOTAL		580			580		TOTAL DE MARCHANDISE
COPPER AND ALLOYS	OTHER	1,795			1,795	AUTRE	CUIVRE ET ALLIAGES
METAL FAB. BASIC PROD.	OTHER	499			499	AUTRE	ŒUVR. DE BASE EN MÉTAL
ASBESTOS BASIC PROD.	OTHER	10			10	AUTRE	ŒUVR. DE BASE AMIANTE
NON-MET. MIN. BASIC PROD	OTHER	15			15	AUTRE	PROD. MIN. NON-MÉT. BASE
MACHINERY NES	U K	2			2	R U	MACHINES NCA
	OTHER	1,178			1,178	AUTRE	
COMMODITY TOTAL		1,180			1,180		TOTAL DE MARCHANDISE
RAILWAY ROLLING STOCK	OTHER	4			4	AUTRE	MAT. ROL. DE CH. DE FER
PASS. AUTOS AND CHASSIS	OTHER	25			25	AUTRE	VÉHICULES PART., CHASSIS
MOTOR VEHICLE ENGINES	OTHER	116			116	AUTRE	MOTEURS DE VEH. AUTOM.
ROAD MOTOR VEH. NES	OTHER	11			11	AUTRE	VEH. AUTOM. ROUTIERS NDA
RUBBER TIRES AND TUBES	OTHER	63			63	AUTRE	PNEUS, CHAMBRES À AIR
EQUIPMENT MISC.	U K	19			19	R U	MATÉRIEL DIVERS
	GREEK			2	2	GREEK	
	OTHER	4,492			4,492	AUTRE	
COMMODITY TOTAL		4,511		2	4,513		TOTAL DE MARCHANDISE
PERSONAL, HOUSEHOLD GOODS	OTHER	83			83	AUTRE	ART. PERS. ET MÉNAGERS
CONTAINERS, CLOSURES	OTHER	1,419			1,419	AUTRE	CONTENEURS, FERMETURES
MISC. END PRODUCTS NES	OTHER	599			599	AUTRE	PRODUITS FINIS DIV. NDA
GENERAL CARGO	LIBER	1,142			1,142	LIBER	MARCHANDISES DIVERSES
	PANAM	2,706			2,706	PANAM	
	OTHER	489			489	AUTRE	
COMMODITY TOTAL		4,337			4,337		TOTAL DE MARCHANDISE
COUNTRY/REGION TOTAL		740,100*		* 285,809*	1,025,909*		TOTAL DE PAYS/REGION
DOMINICAN REP.							R. DOMINICAINE
FISH, FRESH OR FROZEN	GER	904			904	ALL	POISSON, FRAIS OU CONG.
	NORW	1,024			1,024	NORV	
	PANAM	1,066			1,066	PANAM	

TABLE 1. CARGOES LOADED AT CANADIAN PORTS FOR FOREIGN COUNTRIES.

TABLEAU 1. MARCHANDISES CHARGÉES DANS LES PORTS CANADIENS A DESTINATION DE PAYS ÉTRANGERS.

COUNTRY OF DESTINATION AND KIND OF CARGO	REGISTRY OF VESSEL	ATLANTIC ATLANTIQUE	GREAT LAKES GRANDS LACS	PACIFIC PACIFIQUE	TOTAL TOTAL	IMMATIC. DU NAVIRE	PAYS DE DESTINATION ET MARCHANDISE
DOMINICAN REP. CONT.		2,994			2,994		R. DOMINICAINE SUITE
COMMODITY TOTAL							TOTAL DE MARCHANDISE
FISH, CANNED	GER	8			8	ALL	POISSON EN BÔITES
	PANAM	61			61	PANAM	
COMMODITY TOTAL		69			69		TOTAL DE MARCHANDISE
BARLEY	PANAM	30			30	PANAM	CRGE
WHEAT	DENMK	2,975			2,975	DANMK	BLE
	GREEK	2,550			2,550	GRECC	
COMMODITY TOTAL		5,525			5,525		TOTAL DE MARCHANDISE
MALT AND MALT FLOUR	GER	712			712	ALL	MALT ET FARINE DE MALT
	NORW	1,011			1,011	NORV	
	PANAM	447			447	PANAM	
COMMODITY TOTAL		2,170			2,170		TOTAL DE MARCHANDISE
POTATOES	GER	329			329	ALL	POMMES DE TERRE
	PANAM	480			480	PANAM	
COMMODITY TOTAL		809			809		TOTAL DE MARCHANDISE
VEGETABLES, FRESH	NORW	62			62	NORV	LEGUMES, FRAIS
	PANAM	300			300	PANAM	
COMMODITY TOTAL		362			362		TOTAL DE MARCHANDISE
VEGETABLE PREP. NES	PANAM	65			65	PANAM	PREP. DE LEGUMES NDA
ASBESTOS	GER	184			184	ALL	AMIANTE
	NORW	437			437	NORV	
	PANAM	507			507	PANAM	
COMMODITY TOTAL		1,128			1,128		TOTAL DE MARCHANDISE
CRUDE NON-MET. MIN. NES	GER		20		20	ALL	MIN. NON-MET. BRUTS NDA
	NORW	265			265	NORV	
	PANAM	301			301	PANAM	
COMMODITY TOTAL		566	20		586		TOTAL DE MARCHANDISE
LUMBER AND TIMBER	GREEK			4,356	4,356	GRECC	BOIS D'OEUVRE ET CHARP.
PULP	DENMK	1,470			1,470	DANMK	PATE
	NORW	26			26	NORV	
COMMODITY TOTAL		1,496			1,496		TOTAL DE MARCHANDISE
NEWSPRINT PAPER	GER	4,129			4,129	ALL	PAPIER JOURNAL
	NORW	2,421			2,421	NORV	
	PANAM	69			69	PANAM	
COMMODITY TOTAL		6,619			6,619		TOTAL DE MARCHANDISE
PAPER NES	GER	114			114	ALL	PAPIER NDA
	NORW	592			592	NORV	
	PANAM	108			108	PANAM	
COMMODITY TOTAL		814			814		TOTAL DE MARCHANDISE
PAPERBOARD	DENMK	64			64	DANMK	CARTON
BLDG. PAPER AND BOARD	PANAM	185			185	PANAM	PLAQ. CONSTR., PAP/CART.
WEB MACHINE BOARD	NORW	190			190	NORV	CARTON EN PATE PRESSE
TEXTILE FAB. MTL NES	GER	31			31	ALL	OUVR. EN MAT. TEXT. NDA
	NORW	72			72	NORV	
	PANAM	24			24	PANAM	
COMMODITY TOTAL		127			127		TOTAL DE MARCHANDISE
INORGANIC CHEMS. NES	GER	103			103	ALL	PROD. CHIM. INORG. NDA
ORGANIC CHEMICALS NES	NORW	71			71	NORV	PRCC. CHIM. ORGAN. NDA
	PANAM	27			27	PANAM	
COMMODITY TOTAL		98			98		TOTAL DE MARCHANDISE
EXPLOS., FUSES, CAPS	CAN	303			303	CAN	EXPLCS., AMCRCES, DET.
	OTHER	26			26	AUTRE	
COMMODITY TOTAL		329			329		TOTAL DE MARCHANDISE
FERTILIZERS NES	GER	20			20	ALL	ENGRAIS CHIMIQUE NDA
	NORW	20			20	NORV	
COMMODITY TOTAL		40			40		TOTAL DE MARCHANDISE
DYESTUFF, PIGMENT, PAINT	GER	15	4		19	ALL	MAT. COLOR. FIG. PEINTURE
	NORW	5			5	NORV	
	PANAM	12	1		13	PANAM	
COMMODITY TOTAL		32	5		37		TOTAL DE MARCHANDISE
BAR AND RODS, STEEL	NORW	48			48	NORV	BARRES ET TIGES ACIER
	PANAM	26			26	PANAM	
COMMODITY TOTAL		74			74		TOTAL DE MARCHANDISE
PLATE & SHEET STEEL	GER		872		872	ALL	TILES, FEUILLES D'ACIER
	PANAM	9			9	PANAM	
COMMODITY TOTAL		9	872		881		TOTAL DE MARCHANDISE
WIRE	GER	67			67	ALL	FIL METALLIQUE
	NORW	465			465	NORV	
	PANAM	3			3	PANAM	
COMMODITY TOTAL		535			535		TOTAL DE MARCHANDISE
ALUMINIUM	GER	15			15	ALL	ALUMINIUM
	NORW	710			710	NORV	
	PANAM	331			331	PANAM	
COMMODITY TOTAL		1,056			1,056		TOTAL DE MARCHANDISE
COPPER AND ALLOYS	GER	311			311	ALL	CUVRE ET ALLIAGES
	NORW	232			232	NORV	
	PANAM	333			333	PANAM	
COMMODITY TOTAL		876			876		TOTAL DE MARCHANDISE
ZINC AND ALLOYS	GER	72			72	ALL	ZINC ET ALLIAGES
METAL FAB. BASIC PROD.	GER	22			22	ALL	OUVR. DE BASE EN METAL
	NORW	205			205	NORV	
	PANAM	245			245	PANAM	
COMMODITY TOTAL		472			472		TOTAL DE MARCHANDISE
BRICKS, TILES NES	GER	893			893	ALL	BRIQUES, TUILES NDA
	NORW	838			838	NORV	
	PANAM	372			372	PANAM	

TABLE 1. CARGOES LOADED AT CANADIAN PORTS FOR FOREIGN COUNTRIES.

TABLEAU 1. MARCHANDISES CHARGÉES DANS LES PORTS CANADIENS A DESTINATION DE PAYS ÉTRANGERS.

COUNTRY OF DESTINATION AND KIND OF CARGO	REGISTRY OF VESSEL	ATLANTIC ATLANTIQUE	GREAT LAKES GRANDS LACS	PACIFIC PACIFIQUE	TOTAL TOTAL	IMMATIC. DU NAVIRE	PAYS DE DESTINATION ET MARCHANDISE
GUATEMALA							GUATEMALA
CONT.							SUITE
DIST. ALCOHOLIC BEV.	U S A			1	1	E-U	8 CISS. ALCCOL. DIST.
ZINC ORE AND CONC.	OTHER			100	100	AUTRE	MINÉRAI, CONC. DE ZINC
ASBESTOS	U K	223			223	R U	AMIANTE
	U S A			275	275	E-U	
	OTHER			1,165	1,165	AUTRE	
COMMODITY TOTAL		223		1,440	1,663		TOTAL DE MARCHANDISE
WASTE AND SCRAP NES	U K	224			224	R U	DECHETS ET REBLTS NDA
PULP	U K	359			359	R U	PATE
	GER	2,608			2,608	ALL	
	OTHER			371	371	AUTRE	
COMMODITY TOTAL		2,967		371	3,338		TOTAL DE MARCHANDISE
NEWSPRINT PAPER	U K	248			248	R U	PAPIER JOURNAL
	GREEK			614	614	GREGC	
	PANAM			391	391	PANAM	
	OTHER	220		3,040	3,260	AUTRE	
COMMODITY TOTAL		468		4,045	4,513		TOTAL DE MARCHANDISE
PAPERBOARD	OTHER	113		5	118	AUTRE	CARTON
TEXTILE FAB. MTL NES	U K	1			1	R U	CUVR. EN MAT. TEXT. NDA
	NORW			3	3	NORV	
	OTHER	12			12	AUTRE	
COMMODITY TOTAL		13		3	16		TOTAL DE MARCHANDISE
INORGANIC CHEMS. NES	U K	70			70	R U	PROC. CHIM. INORG. NDA
ORGANIC CHEMICALS NES	U K	20			20	R U	PRCC. CHIM. ORGAN. NDA
	GREEK	2			2	GREGC	
	OTHER			38	38	AUTRE	
COMMODITY TOTAL		22		38	60		TOTAL DE MARCHANDISE
EXPLOS., FUSES, CAPS	CAN	32			32	CAN	EXPLOS., AMORCES, DET.
	OTHER	66			66	AUTRE	
COMMODITY TOTAL		98			98		TOTAL DE MARCHANDISE
FERTILIZERS NES	OTHER	5			5	AUTRE	ENGRAIS CHIMIQUE NDA
DYE STUFF, PIGMENT, PAINT	U K	1			1	R U	MAT. COLOR. PIG. PEINTURE
	OTHER	2			2	AUTRE	
COMMODITY TOTAL		3			3		TOTAL DE MARCHANDISE
CHEM. SPECIALTIES NES	U K	2			2	R U	PRCC. CHIM. SPECIAUX NDA
	OTHER			1	1	AUTRE	
COMMODITY TOTAL		2		1	3		TOTAL DE MARCHANDISE
PIPES, TUBES: IRON, STEEL	U K	9			9	R U	TUYAUX, TUBES: FER, ACIER
ALUMINUM	U K	231			231	R U	ALUMINIUM
COPPER AND ALLOYS	U K	3			3	R U	CUVRE ET ALLIAGES
	OTHER	1			1	AUTRE	
COMMODITY TOTAL		4			4		TOTAL DE MARCHANDISE
LEAD AND ALLOYS	OTHER			1	1	AUTRE	PLOMB ET ALLIAGES
ZINC AND ALLOYS	OTHER			903	903	AUTRE	ZINC ET ALLIAGES
METAL FAB. BASIC PROD.	U K	14			14	R U	CUVR. DE BASE EN METAL
	GREEK	8			8	GREGC	
	OTHER			2	2	AUTRE	
COMMODITY TOTAL		22		2	24		TOTAL DE MARCHANDISE
ASBESTOS BASIC PROC.	U K	2			2	R U	CUVR. DE BASE AMIANTE
CEMENT	OTHER			11	11	AUTRE	CIMENT
NON-MET. MIN. BASIC PROD	OTHER	58			58	AUTRE	PRCC. MIN. NON-MET. BASE
MACHINERY NES	U K	466			466	R U	MACHINES NDA
	OTHER	15			16	AUTRE	
COMMODITY TOTAL		481		1	482		TOTAL DE MARCHANDISE
EQUIPMENT MISC.	U K	7			7	R U	MATERIEL DIVERS
	OTHER	1			8	AUTRE	
COMMODITY TOTAL		8		7	15		TOTAL DE MARCHANDISE
PERSONAL, HOUSEHOLD GOODS	U K	2			2	R U	ART. PERS. ET MENAGERS
MISC. END PRODUCTS NES	U K	107			107	R U	PRODUITS FINIS DIV. NDA
GENERAL CARGO	U K	1			1	R U	MARCHANDISES DIVERSES
COUNTRY/REGION TOTAL		5,203*	*	7,320*	12,523*		TOTAL DE PAYS/REGION
HAITI							HAITI
FISH, SALTED OR CURED	DENMK	700			700	DANMK	POISSON, SALE OU FUME
	CAN	394			394	CAN	
COMMODITY TOTAL		1,094			1,094		TOTAL DE MARCHANDISE
WHEAT	NORW	9,513			9,513	NORV	BLE
	SWEDN	6,955			6,955	SUEDE	
	LIBER	9,694	8,155		17,849	LIBER	
	PANAM	9,511			9,511	PANAM	
COMMODITY TOTAL		35,673	8,155		43,828		TOTAL DE MARCHANDISE
SALT	DENMK	24			24	DANMK	SEL
PAPER NES	DENMK	20			20	DANMK	PAPIER NDA
MISC. END PRODUCTS NES	CAN	1			1	CAN	PRODUITS FINIS DIV. NDA
COUNTRY/REGION TOTAL		36,812*	8,155*	*	44,967*		TOTAL DE PAYS/REGION
HONDURAS							HONDURAS
MILK POWDER	OTHER	20			20	AUTRE	LAIT EN POUORE
MALT AND MALT FLOUR	OTHER			1,066	1,066	AUTRE	MALT ET FARINE DE MALT
WHEAT FLOUR	OTHER	20			20	AUTRE	FARINE DE BLE
VEGETABLES, DRIED	U K	2,455			2,455	R U	LEGUMES, SECS
VEGETABLE PREP. NES	OTHER	2			2	AUTRE	PREP. DE LEGUMES NDA
SUGAR, NES	OTHER	15			15	AUTRE	SUCRE, NDA

TABLE 1. CARGOES LOADED AT CANADIAN PORTS FOR FOREIGN COUNTRIES.

TABEAU 1. MARCHANDISES CHARGÉES DANS LES PORTS CANADIENS A DESTINATION DE PAYS ÉTRANGERS.

COUNTRY OF DESTINATION AND KIND OF CARGO	REGISTRY OF VESSEL	ATLANTIC ATLANTIQUE	GREAT LAKES GRANDS LACS	PACIFIC PACIFIQUE	TOTAL TOTAL	IMPATRIC. DU NAVIRE	PAYS DE DESTINATION ET MARCHANDISE
HONDURAS CONT.							
MISC. FOOD PREP. NES	OTHER	31			31	AUTRE	HONDURAS SUITE
CCNC. COMPLETE FEEDS	OTHER	1			1	AUTRE	DIV. PREP. ALIM. NDA
TOBACCO NES	OTHER	6			6	AUTRE	CCNC., PROCV. COMPLETES
SEEDS FOR SOWING NES	U K	1			1	R U	TABACS NDA
MUSTARD SEED	U K	1			1	R U	GRAINES DE SEMENCE NDA
VENEER, PLYWOOD	U K	9			9	R U	GRAINE DE MOUTARDE
PULP	U K	299			299	R U	PLACAGES, CONTRE-PLAÇ.
	GER	1,367			1,367	ALL	PATE
	OTHER	1,486		148	1,634	AUTRE	
COMMODITY TOTAL		3,152		148	3,300		TOTAL DE MARCHANDISE
NEWSPRINT PAPER	U K	381			381	R U	PAPIER JOURNAL
	GER	410			410	ALL	
	OTHER	1,400			1,400	AUTRE	
COMMODITY TOTAL		2,191			2,191		TOTAL DE MARCHANDISE
PAPER NES	OTHER	2			2	AUTRE	PAPIER NDA
PAPERBOARD	U K	1,470			1,470	R U	CARTON
	GER	2,275			2,275	ALL	
	NETH	1,461			1,461	P. BAS	
	CAN	6,424			6,424	CAN	
	OTHER	3,239			3,239	AUTRE	
COMMODITY TOTAL		14,869			14,869		TOTAL DE MARCHANDISE
TEXTILE FAB. MTL NES	OTHER	8			8	AUTRE	CUVR. EN MAT. TEXT. NDA
METALLIC SALTS	OTHER	602			602	AUTRE	SELS METALLIQUES
INORGANIC CHEMS. NES	OTHER	2			2	AUTRE	PRDC. CHIM. INCRG. NDA
ORGANIC CHEMICALS NES	U K	30			30	R U	PRDC. CHIM. ORGAN. NDA
EXPLOS., FUSES, CAPS	CAN	62			62	CAN	EXPLCS., AMORCES, DET.
	OTHER	187			187	AUTRE	
COMMODITY TOTAL		249			249		TOTAL DE MARCHANDISE
CYESTUFF, PIGMENT, PAINT	U K	2			2	R U	MAT. COLOR, PIG. PEINTURE
LUBRICATING OIL, GREASE	U K	1			1	R U	HUILE, GRAISSE LUBRIF.
PLATE & SHEET STEEL	U K	47			47	R U	TOLES, FEUILLES D'ACIER
COPPER AND ALLOYS	U K	4			4	R U	CUVRE ET ALLIAGES
METAL FAB. BASIC PRDC.	U K	8			8	R U	CUVR. DE BASE EN METAL
NON-MET. MIN. BASIC PRDC	U K	28			28	R U	PRDC. MIN. NON-MET. BASE
	OTHER	38			38	AUTRE	
COMMODITY TOTAL		66			66		TOTAL DE MARCHANDISE
TRACTORS	OTHER	6			6	AUTRE	TRACTEURS
MACHINERY NES	U K	3			3	R U	MACHINES NDA
	OTHER	17		17	34	AUTRE	
COMMODITY TOTAL		20		17	37		TOTAL DE MARCHANDISE
PASS. AUTOS AND CHASSIS	OTHER	11			11	AUTRE	VECTURES PART., CHASSIS
MOTOR VEHICLE ENGINES	U K	5			5	R U	MOTEURS DE VEH. AUTOM.
	OTHER	1			1	AUTRE	
COMMODITY TOTAL		6			6		TOTAL DE MARCHANDISE
EQUIPMENT MISC.	U K	17			17	R U	MATERIEL DIVERS
	OTHER	11		1	12	AUTRE	
COMMODITY TOTAL		28		1	29		TOTAL DE MARCHANDISE
PERSONAL, HOUSEHOLD GOODS	U K	7			7	R U	ART. PERS. ET MENAGERS
	OTHER	7		48	55	AUTRE	
COMMODITY TOTAL		14		48	62		TOTAL DE MARCHANDISE
CONTAINERS, CLOSURES	U K	2			2	R U	CONTENEURS, FERMETURES
MISC. END PRODUCTS NES	U K	25			25	R U	PRDCITS FINIS DIV. NDA
COUNTRY/REGION TOTAL		23,906*		* 1,280*	25,186*		TOTAL DE PAYS/REGION
MEXICO							
MILK POWDER	U K	63			63	R U	MEXIQUE
	SWEDN	5,985			5,985	SUEDE	LAIT EN POUFRE
	LIBER	10,168			10,168	LIBER	
	CAN	4,574			4,574	CAN	
	OTHER	16,336			16,336	AUTRE	
COMMODITY TOTAL		37,126			37,126		TOTAL DE MARCHANDISE
WHEAT	GREEK			31,801	31,801	GRECC	BLE
	OTHER			13,216	13,216	AUTRE	
COMMODITY TOTAL				45,017	45,017		TOTAL DE MARCHANDISE
WHEAT FLOUR	OTHER	2			2	AUTRE	FARINE DE BLE
SPICES	OTHER	1			1	AUTRE	EPICES
FEEDS, VEGETABLE ORIGIN	U K	3			3	R U	PRDV. D'ORIGINE VEGETALE
DIST. ALCOHOLIC BEV.	U K	70			70	R U	BISS. ALCCOL. DIST.
	OTHER	147			147	AUTRE	
COMMODITY TOTAL		217			217		TOTAL DE MARCHANDISE
RAPESEED	GREEK			32,194	32,194	GRECC	GRAINE DE COLZA
	LIBER		10,500		10,500	LIBER	
COMMODITY TOTAL			10,500	32,194	42,694		TOTAL DE MARCHANDISE
SLAG, DROSS, BY-PRODUCTS	GER	15,699			15,699	ALL	POUS. GUEUL. SCOR. PROD.
	LIBER	10,416			10,416	LIBER	
	CAN	6,100			6,100	CAN	
	OTHER	6,171			6,171	AUTRE	
COMMODITY TOTAL		38,386			38,386		TOTAL DE MARCHANDISE
ASBESTOS	U K	166			166	R U	AMIANTE
	OTHER	10			10	AUTRE	
COMMODITY TOTAL		176			176		TOTAL DE MARCHANDISE
CRUDE NON-MET. MIN. NES	U K	5			5	R U	MIN. NON-MET. BRUTS NDA
	OTHER	8			8	AUTRE	
COMMODITY TOTAL		13			13		TOTAL DE MARCHANDISE

TABLE 1. CARGOES LOADED AT CANADIAN PORTS FOR FOREIGN COUNTRIES.

TABLEAU 1. MARCHANDISES CHARGÉES DANS LES PORTS CANADIENS A DESTINATION DE PAYS ÉTRANGERS.

COUNTRY OF DESTINATION AND KIND OF CARGO	REGISTRY OF VESSEL	ATLANTIC ATLANTIQUE	GREAT LAKES GRANDS LACS	PACIFIC PACIFIQUE	TOTAL TOTAL	IMMATIC. DU NAVIRE	PAYS DE DESTINATION ET MARCHANDISE
MEXICO CONT.							MEXIQUE SUITE
LUMBER AND TIMBER	OTHER	2			2	AUTRE	BOIS OEUVRE ET CHARP.
PULP	U K	3,200			3,200	R U	PATE
	OTHER	3,145			3,145	AUTRE	
COMMODITY TOTAL		6,345			6,345		TOTAL DE MARCHANDISE
NEWSPRINT PAPER	U K	4,159			4,159	R U	PAPIER JOURNAL
	DENMK	2,800			2,800	CANMK	
	GER	30,881			30,881	ALL	
	NCRW	30,816			30,816	NORV	
	OTHER	28,343			28,343	AUTRE	
COMMODITY TOTAL		96,999			96,999		TOTAL DE MARCHANDISE
PAPER NES	U K	1			1	R U	PAPIER NDA
	OTHER	2			2	AUTRE	
COMMODITY TOTAL		3			3		TOTAL DE MARCHANDISE
TEXTILE FAB.MTL NES	OTHER	95			95	AUTRE	CUVR.EN MAT.TEXT.NDA
METALLIC SALTS	U K	265			265	R U	SELS METALLIQUES
	OTHER	12			12	AUTRE	
COMMODITY TOTAL		277			277		TOTAL DE MARCHANDISE
INORGANIC CHEMS. NES	U K	97			97	R U	PRCD.CHIM.INORG.NDA
	OTHER	902			902	AUTRE	
COMMODITY TOTAL		999			999		TOTAL DE MARCHANDISE
ORGANIC CHEMICALS NES	U K	189			189	R U	PRCD.CHIM.ORGAN.NDA
	OTHER	145			145	AUTRE	
COMMODITY TOTAL		334			334		TOTAL DE MARCHANDISE
PLASTIC MATERIALS	U K	3			3	R U	MATIERES PLASTIQUES
	OTHER	11			11	AUTRE	
COMMODITY TOTAL		14			14		TOTAL DE MARCHANDISE
DYESTUFF,PIGMENT,PAINT	U K	2			2	R U	MAT.COLCR.PIG.PEINTURE
CHEM.SPECIALTIES NES	OTHER	29			29	AUTRE	PRCD.CHIM.SPECIALS NDA
GASOLINE	U K	5			5	R U	ESSENCE
FUEL OIL	LIBER	14,278			14,278	LIBER	MAZOUT
LUBRICATING OIL, GREASE	U K	1			1	R U	HUILE, GRAISSE LUBRIF.
	OTHER	12			12	AUTRE	
COMMODITY TOTAL		13			13		TOTAL DE MARCHANDISE
PETROL.COAL PRCD.NES	OTHER	21,135			21,135	AUTRE	CERIVE PETR.CHARB.NDA
PRIMARY IRON, STEEL NES	OTHER	43			43	AUTRE	FER, ACIER PRIMAIR.NDA
BAR AND RODS, STEEL	OTHER	32			32	AUTRE	BARRES ET TIGES ACIER
PLATE & SHEET STEEL	U K	4,666			4,666	R U	TCLES, FEUILLES DACIER
	OTHER	5,102			5,102	AUTRE	
COMMODITY TOTAL		9,768			9,768		TOTAL DE MARCHANDISE
STRUCTURAL SHAPES	OTHER	2,000			2,000	AUTRE	PROFILES DE CONSTRUCT.
RAILS & TRACK MATERIAL	NORW	23,193			23,193	NORV	RAILS, MAT.VOIE FERREE
	OTHER	4,077			4,077	AUTRE	
COMMODITY TOTAL		27,270			27,270		TOTAL DE MARCHANDISE
WIRE	U K	3			3	R U	FIL METALLIQUE
ALUMINUM	CAN	850			850	CAN	ALUMINIUM
	OTHER	927			927	AUTRE	
COMMODITY TOTAL		1,777			1,777		TOTAL DE MARCHANDISE
NICKEL AND ALLOYS	OTHER	4			4	AUTRE	NICKEL ET ALLIAGES
NON-FERROUS METALS NES	U K	4			4	R U	METAUX NON-FERREUX NDA
	OTHER	559			559	AUTRE	
COMMODITY TOTAL		563			563		TOTAL DE MARCHANDISE
METAL FAB.BASIC PRCD.	U K	50			50	R U	CUVR.DE BASE EN METAL
	OTHER	39			39	AUTRE	
COMMODITY TOTAL		89			89		TOTAL DE MARCHANDISE
NDN-MET.MIN.BASIC PRCD	U K	6			6	R U	PRCD.MIN.NON-MET.BASE
MACHINERY NES	U K	114			114	R U	MACHINES NDA
	OTHER	1,852			1,852	AUTRE	
COMMODITY TOTAL		1,966			1,966		TOTAL DE MARCHANDISE
PASS.AUTOS AND CHASSIS	U K	2			2	R U	VEITURES PART., CHASSIS
MOTOR VEHICLE ENGINES	U K	2,645			2,645	R U	MCTEURS DE VEH.AUTOM.
	OTHER	2,097			2,097	AUTRE	
COMMODITY TOTAL		4,742			4,742		TOTAL DE MARCHANDISE
SHIPS, AIRCRAFT, MIS.VEH	OTHER	1			1	AUTRE	NAVIRES, AVIONS, VEH.DIV
RUBBER TIRES AND TUBES	OTHER	399			399	AUTRE	PNEUS, CHAMBRES A AIR
EQUIPMENT MISC.	U K	67			67	R U	MATERIEL DIVERS
	OTHER	929			929	AUTRE	
COMMODITY TOTAL		996			996		TOTAL DE MARCHANDISE
PERSONAL, HSEHOLD GOODS	U K	1			1	R U	ART.PERS.ET MENAGERS
	OTHER	7			7	AUTRE	
COMMODITY TOTAL		8			8		TOTAL DE MARCHANDISE
FIREARMS, AMMUNITION	OTHER	1			1	AUTRE	ARMES A FEU, MUNITIONS
MISC. END PRODUCTS NES	U K	67			67	R U	PRODUITS FINIS DIV.NDA
	OTHER	664			664	AUTRE	
COMMODITY TOTAL		731			731		TOTAL DE MARCHANDISE
GENERAL CARGO	U K	278			278	R U	MARCHANDISES DIVERSES
	OTHER	164			164	AUTRE	
COMMODITY TOTAL		442			442		TOTAL DE MARCHANDISE
COUNTRY/REGION TOTAL		267,297*	10,500*	77,211*	355,008*		TOTAL DE PAYS/REGION
NETH. ANTILLES							ANTILLES NEERL
FISH, SALTED OR CURED	U S A			3	3	E-U	POISSON, SALE OU FUME
FISH, CANNED	U S A			16	16	E-U	POISSON EN BOITES
VENEER, PLYWOOD	U S A			49	49	E-U	PLAQUES, CONTRE-PLAQ.
NEWSPRINT PAPER	NOR	714			714	ALL	PAPIER JOURNAL

TABLE 1. CARGOES LOADED AT CANADIAN PORTS FOR FOREIGN COUNTRIES.

TABLEAU 1. MARCHANDISES CHARGÉES DANS LES PORTS CANADIENS A DESTINATION DE PAYS ÉTRANGERS.

COUNTRY OF DESTINATION AND KIND OF CARGO	REGISTRY OF VESSEL	ATLANTIC ATLANTIQUE	GREAT LAKES GRANDS LACS	PACIFIC PACIFIQUE	TOTAL TOTAL	IMMATIC. DU NAVIRE	PAYS DE DESTINATION ET MARCHANDISE
NETH. ANTILLES COMT.							
PAPER NES	U S A			3	3	E-U	ANTILLES NEERL SUITE
BLDG.PAPER AND BOARD	U S A			78	78	E-U	PAPIER NDA
CONTAINERIZED FREIGHT	LIBER	244			244	LIBER	PLAQ.CONSTR.,PAP/CART.
	U S A			107	107	E-U	FRET CCNTENEURESE
COMMODITY TOTAL		244		107	351		TCTAL DE MARCHANDISE
COUNTRY/REGION TOTAL		960*	*	256*	1,216*		TOTAL DE PAYS/REGION
NICARAGUA							
FISH,CANNED	U S A			1	1	E-U	NICARAGUA
	OTHER			7	7	AUTRE	POISSON EN BOITES
COMMODITY TOTAL				8	8		TOTAL DE MARCHANDISE
MALT AND MALT FLOUR	U S A			1,139	1,139	E-U	MALT ET FARINE DE MALT
	OTHER			3,856	3,856	AUTRE	
COMMODITY TOTAL				4,995	4,995		TOTAL DE MARCHANDISE
DIST.ALCOHOLIC BEV.	OTHER			1	1	AUTRE	BOISS.ALCOOL.DIST.
ASBESTOS	U S A			467	467	E-U	AMIANTE
	OTHER	241		550	791	AUTRE	
COMMODITY TOTAL		241		1,017	1,258		TOTAL DE MARCHANDISE
LUMBER AND TIMBER	OTHER			5	5	AUTRE	BOIS DOEUVRE ET CHARP.
PULP	OTHER			285	285	AUTRE	PATE
NEWSPRINT PAPER	GER	2,206			2,206	ALL	PAPIER JOURNAL
	LIBER	1,121			1,121	LIBER	
	OTHER			114	114	AUTRE	
COMMODITY TOTAL		3,327		114	3,441		TOTAL DE MARCHANDISE
PAPER NES	U S A			110	110	E-U	PAPIER NDA
	OTHER			226	226	AUTRE	
COMMODITY TOTAL				336	336		TOTAL DE MARCHANDISE
EXPLOS., FUSES, CAPS	CAN	194			194	CAN	EXPLOS.,AMCRCES, DET.
	OTHER	100			100	AUTRE	
COMMODITY TOTAL		294			294		TOTAL DE MARCHANDISE
BARNS AND RODS,STEEL	U S A			8	8	E-U	BARRES ET TIGES ACIER
PLATE & SHEET STEEL	U S A			54	54	E-U	TOLES,FEUILLES D'ACIER
STRUCTURAL SHAPES	U S A			16	16	E-U	PROFILES DE CONSTRUCT.
ALUMINUM	U S A			234	234	E-U	ALUMINIUM
NON-FERROUS METALS NES	U S A			15	15	E-U	METAUX NON-FERREUX NDA
METAL FAB.BASIC PROD.	U S A			40	40	E-U	OUVR.OE BASE EN METAL
	OTHER			24	24	AUTRE	
COMMODITY TOTAL				64	64		TOTAL DE MARCHANDISE
TRACTORS	GREEK	107			107	GRECC	TRACTEURS
MACHINERY NES	GREEK	56			56	GRECC	MACHINES NDA
TRUCKS AND CHASSIS	GREEK	125			125	GRECC	CAMIONS ET CHASSIS
	OTHER	94			94	AUTRE	
COMMODITY TOTAL		219			219		TOTAL DE MARCHANDISE
MOTOR VEHICLE ENGINES	GREEK	3			3	GRECC	MCTEURS DE VEH.AUTOM.
EQUIPMENT MISC.	U S A			7	7	E-U	MATERIEL DIVERS
	OTHER			1	1	AUTRE	
COMMODITY TOTAL				8	8		TOTAL DE MARCHANDISE
PERSONAL,HOUSEHOLD GOODS	U S A			1	1	E-U	ART.PERS.ET MENAGERS
	OTHER			4	4	AUTRE	
COMMODITY TOTAL				5	5		TOTAL DE MARCHANDISE
COUNTRY/REGION TOTAL		4,247*	*	7,165*	11,412*		TOTAL DE PAYS/REGION
PANAMA							
MEAT,FRESH OR FROZEN	NETH	862			862	P.BAS	VIANDE,FRAICHE / CONG.
	NORW			43	43	NORV	
COMMODITY TOTAL		862		43	905		TOTAL DE MARCHANDISE
FISH,SALTED OR CURED	U S A			3	3	E-U	POISSON,SALE OU FUME
FISH,CANNED	U S A			3	3	E-U	POISSON EN BOITES
MALT AND MALT FLOUR	OTHER	776			776	AUTRE	MALT ET FARINE DE MALT
APPLES	U S A			45	45	E-U	PCMMES
FRESH FRUITS,BERRIES	NORW			45	45	NORV	FRUITS, BAIES FRAIS
VEGETABLES, DRIED	OTHER	392			392	AUTRE	LEGUMES, SECS
SUGAR, NES	PANAM		20		20	PANAM	SUCRE, NDA
MISC.FOOD PREP.NES	OTHER	596			596	AUTRE	DIV.PREP.ALIM.NDA
DIST.ALCOHOLIC BEV.	U S A			1	1	E-U	BOISS.ALCOOL.DIST.
	OTHER	7			7	AUTRE	
COMMODITY TOTAL		7		1	8		TOTAL DE MARCHANDISE
TEXTILE FIBRES NES	OTHER	11			11	AUTRE	FIBRES TEXTILES NDA
ASBESTOS	DENMK	171			171	DANMK	AMIANTE
	OTHER	523			523	AUTRE	
COMMODITY TOTAL		694			694		TOTAL DE MARCHANDISE
CRUDE NON-MET.MIN.NES	OTHER	260			260	AUTRE	MIN.NON-MET.BRUTS NDA
PULP	GER	1,481			1,481	ALL	PATE
	NETH	1			1	P.BAS	
	NORW	1,219			1,219	NORV	
COMMODITY TOTAL		2,701			2,701		TOTAL DE MARCHANDISE
NEWSPRINT PAPER	DENMK	1			1	DANMK	PAPIER JOURNAL
	GER	3,960			3,960	ALL	
	NORW	353			353	NORV	
	OTHER	222			222	AUTRE	
COMMODITY TOTAL		4,536			4,536		TOTAL DE MARCHANDISE
PAPER NES	NORW			89	89	NORV	PAPIER NDA

TABLE 1. CARGOES LOADED AT CANADIAN PORTS FOR FOREIGN COUNTRIES.

TABLEAU 1. MARCHANDISES CHARGÉES DANS LES PORTS CANADIENS A DESTINATION DE PAYS ÉTRANGERS.

COUNTRY OF ORIGIN AND KIND OF CARGO	DESTINATION AND KIND OF CARGO	REGISTRY OF VESSEL	ATLANTIC ATLANTIQUE	GREAT LAKES GRANDS LACS	PACIFIC PACIFIQUE	TOTAL TOTAL	IMMATIC. DU NAVIRE	PAYS DE DESTINATION ET MARCHANDISE
PANAMA CONT.								PANAMA SUITE
COMMODITY TOTAL		OTHER	247			247	AUTRE	TOTAL DE MARCHANDISE
PAPERBOARD		U K	247		89	336	R U	CARTON
		GER	1,773			1,773	ALL	
		NETH	5,066			5,066	P. BAS	
		NORM	4,766			4,766	NORV	
		U S A			9	9	E-U	
		OTHER	399		47	47	AUTRE	
COMMODITY TOTAL			12,004		56	12,060		TOTAL DE MARCHANDISE
BLDG. PAPER AND BOARD		OTHER	1			1	AUTRE	PLAQ. CONSTR., PAP./CART.
CORDAGE, TWINE, ROPE		U S A			8	8	E-U	CORDAGE, FICELLE, CORDE
TEXTILE FAB. MTL NES		DENMK	1			1	DANMK	CLVR. EN MAT. TEXT. NDA
		U S A			14	14	E-U	
		OTHER	53			53	AUTRE	
COMMODITY TOTAL			56		14	68		TOTAL DE MARCHANDISE
METALLIC SALTS		OTHER	13			13	AUTRE	SELS METALLIQUES
INORGANIC CHEMS. NES		OTHER	1			1	AUTRE	PRCD. CHIM. INDRG. NDA
ORGANIC CHEMICALS NES		OTHER	617			617	AUTRE	PRCD. CHIM. DRGAN. NDA
EXPLOS., FUSES, CAPS		CAN	68			68	CAN	EXPLOS., AMORCES, DET.
		OTHER	14			14	AUTRE	
COMMODITY TOTAL			82			82		TOTAL DE MARCHANDISE
SYNTHETIC RUBBER		OTHER	2			2	AUTRE	CAOUTCHOUC SYNTHETIQUE
DYESTUFF, PIGMENT, PAINT		PANAM		3		3	PANAM	MAT. COLOR. PIG. PEINTURE
		OTHER	10			10	AUTRE	
COMMODITY TOTAL			10	3		13		TOTAL DE MARCHANDISE
CHEM. SPECIALTIES NES		PANAM		68		68	PANAM	PRCD. CHIM. SPECIAUX NDA
		U S A			3	3	E-U	
		OTHER	7			7	AUTRE	
COMMODITY TOTAL			7	68	3	78		TOTAL DE MARCHANDISE
CASTINGS, FORGINGS		OTHER	100			100	AUTRE	MOUL. PIECES FORGEES
PLATE & SHEET STEEL		PANAM		2,163		2,163	PANAM	TCLES, FEUILLES DACIER
		OTHER	2,857			2,857	AUTRE	
COMMODITY TOTAL			2,857	2,163		5,020		TOTAL DE MARCHANDISE
STRUCTURAL SHAPES		OTHER	36			36	AUTRE	PROFILES DE CONSTRUCT.
PIPES, TUBES: IRON, STEEL		OTHER	15			15	AUTRE	TUYAUX, TUBES: FER, ACIER
WIRE		OTHER	41			41	AUTRE	FIL METALLIQUE
ALUMINUM		DENMK	72			72	DANMK	ALUMINIUM
		OTHER	194			194	AUTRE	
COMMODITY TOTAL			266			266		TOTAL DE MARCHANDISE
COPPER AND ALLOYS		OTHER	21			21	AUTRE	CUIVRE ET ALLIAGES
NON-FERROUS METALS NES		OTHER	40			40	AUTRE	METAUX ACN-FERREUX NDA
METAL FAB. BASIC PROD.		U K			1	1	R U	OUVR. DE BASE EN METAL
		OTHER	739			739	AUTRE	
COMMODITY TOTAL			739		1	740		TOTAL DE MARCHANDISE
LIME		OTHER	717			717	AUTRE	CHAUX
MACHINERY NES		U S A			20	20	E-U	MACHINES NCA
		OTHER	405			405	AUTRE	
COMMODITY TOTAL			405		20	425		TOTAL DE MARCHANDISE
PASS. AUTOS AND CHASSIS		OTHER	2			2	AUTRE	VOITURES PART., CHASSIS
MOTOR VEHICLE ENGINES		DENMK	1			1	DANMK	MCTEURS DE VEH. AUTOM.
		OTHER	6			6	AUTRE	
COMMODITY TOTAL			7			7		TOTAL DE MARCHANDISE
RUBBER TIRES AND TUBES		OTHER	11			11	AUTRE	PNEUS, CHAMBRES A AIR
EQUIPMENT MISC.		OTHER	189			189	AUTRE	MATERIEL DIVERS
PERSONAL, HSEHCLD GOODS		U S A			2	2	E-U	ART. PERS. ET MENAGERS
		OTHER	251			251	AUTRE	
COMMODITY TOTAL			251		2	253		TOTAL DE MARCHANDISE
CONTAINERS, CLOSURES		NORV			5	5	NORV	CONTENEURS, FERMETURES
		OTHER	12			12	AUTRE	
COMMODITY TOTAL			12		5	17		TOTAL DE MARCHANDISE
MISC. END PRODUCTS NES		OTHER	32			32	AUTRE	PRODUITS FINIS DIV. NDA
GENERAL CARGO		OTHER	12			12	AUTRE	MARCHANDISES DIVERSES
CONTAINERIZED FREIGHT		OTHER	41			41	AUTRE	FRET CONTENEURESE
COUNTRY/REGION TOTAL			29,667*	2,254*	338*	32,259*		TOTAL DE PAYS/REGION
PUERTO RICO								PORTO-RICO
FISH, FRESH OR FROZEN		GER	284			284	ALL	POISSON, FRAIS OU CONG.
		GREEK	176			176	GRECC	
		NORV	124			124	NORV	
		PANAM	245			245	PANAM	
COMMODITY TOTAL			829			829		TOTAL DE MARCHANDISE
FISH, SALTED OR CURED		GER	87			87	ALL	POISSON, SALE OU FUME
		CAN	200			200	CAN	
COMMODITY TOTAL			287			287		TOTAL DE MARCHANDISE
MALT AND MALT FLOUR		GER	441			441	ALL	MALT ET FARINE DE MALT
		GREEK	326			326	GRECC	
		NORV	358			358	NORV	
		PANAM	419			419	PANAM	
COMMODITY TOTAL			1,544			1,544		TOTAL DE MARCHANDISE
WHEAT FLOUR		GER	20			20	ALL	FARINE DE BLE
SPICES		GER	13			13	ALL	EPICES
MISC. FOOD PREP. NES		GER	9			9	ALL	DIV. PREP. ALIM. NDA
		PANAM	18			18	PANAM	
COMMODITY TOTAL			27			27		TOTAL DE MARCHANDISE

TABLE 1. CARGOES LOADED AT CANADIAN PORTS FOR FOREIGN COUNTRIES.

TABLEAU 1. MARCHANDISES CHARGÉES DANS LES PORTS CANADIENS A DESTINATION DE PAYS ÉTRANGERS.

COUNTRY OF DESTINATION AND KIND OF CARGO	REGISTRY OF VESSEL	ATLANTIC ATLANTIQUE	GREAT LAKES GRANDS LACS	PACIFIC PACIFIQUE	TOTAL TOTAL	IMMATIC. DU NAVIRE	PAYS DE DESTINATION ET MARCHANDISE
PUERTO RICO CONT. NON-ALCOHOLIC BEVERAGE	GER GREEK PANAM	10 90 9			10 90 9	ALL GRECC PANAM	PORTO-RICO SUITE BOISSONS NON-ALCOOLIQ.
COMMODITY TOTAL		109			109		TOTAL DE MARCHANDISE
CRUDE WOOD MTL. NES	GREEK	1			1	GRECC	MATIERES BOIS BRUT NDA
ASBESTOS	GREEK	10			10	GRECC	AMIANTE
LUMBER AND TIMBER	DENMK GREEK NORV LIBER			2,102 18,436 28,317 13,294	2,102 18,436 28,317 13,294	DANMK GRECC NORV LIBER	BOIS DOEUVRE ET CHARP.
COMMODITY TOTAL				62,149	62,149		TOTAL DE MARCHANDISE
VENEER, PLYWOOD	GREEK	50			50	GRECC	PLACAGES, CONTRE-PLAC.
NEWSPRINT PAPER	GER NORV CAN	14,600 20,046 1,764			14,600 20,046 1,764	ALL NORV CAN	PAPIER JOURNAL
COMMODITY TOTAL		36,410			36,410		TOTAL DE MARCHANDISE
PAPER NES	NORV PANAM	19 26			19 26	NORV PANAM	PAPIER NDA
COMMODITY TOTAL		45			45		TOTAL DE MARCHANDISE
PAPERBOARD	U K	741			741	R U	CARTON
TEXTILE FAB. MTL NES	NORV	5			5	NORV	OUVR. EN MAT. TEXT. NDA
METALLIC SALTS	GREEK	47			47	GRECC	SELS METALLIQUES
INORGANIC CHEMS. NES	GREEK PANAM	47 17			47 17	GRECC PANAM	PROC. CHIM. INDR. NDA
COMMODITY TOTAL		64			64		TOTAL DE MARCHANDISE
ORGANIC CHEMICALS NES	PANAM	5			5	PANAM	PROC. CHIM. ORGAN. NDA
FUEL OIL	GREEK	21,063			21,063	GRECC	MAZOUT
PETROL, COAL PROD. NES	U K LIBER	61,505 2,063			61,505 2,063	R U LIBER	DERIVE PETR. CHARB. NDA
COMMODITY TOTAL		63,568			63,568		TOTAL DE MARCHANDISE
CASTINGS, FORGINGS	NORV			50	50	NORV	MOUL. PIECES FORGEES
BARS AND RODS, STEEL	GREEK NORV PANAM CAN	88 22 29 2,857			88 22 29 2,857	GRECC NORV PANAM CAN	BARRES ET TIGES ACIER
COMMODITY TOTAL		2,996			2,996		TOTAL DE MARCHANDISE
PLATE & SHEET STEEL	GER GREEK PANAM		2,036		2,036	ALL GRECC PANAM	TOLES, FEUILLES D'ACIER
COMMODITY TOTAL		89	2,036		2,125		TOTAL DE MARCHANDISE
STRUCTURAL SHAPES	GREEK	9			9	GRECC	PROFILES DE CONSTRUCT.
WIRE	GER	8			8	ALL	FIL METALLIQUE
ALUMINUM	PANAM	9			9	PANAM	ALUMINIUM
COPPER AND ALLOYS	GER	5			5	ALL	CUIVRE ET ALLIAGES
METAL FAB. BASIC PROD.	GREEK	15			15	GRECC	OUVR. DE BASE EN METAL
BRICKS, TILES NES	GER GREEK PANAM	16 169 199			16 169 199	ALL GRECC PANAM	BRICKES, TUILLES NDA
COMMODITY TOTAL		384			384		TOTAL DE MARCHANDISE
ASBESTOS BASIC PROC.	PANAM	1			1	PANAM	CUVR. DE BASE AMIANTE
MACHINERY NES	GER GREEK NORV PANAM	4 102 16 2			4 102 16 2	ALL GRECC NORV PANAM	MACHINES NDA
COMMODITY TOTAL		124			124		TOTAL DE MARCHANDISE
PASS. AUTOS AND CHASSIS	GREEK	4			4	GRECC	VEHICULES PART., CHASSIS
RUBBER TIRES AND TUBES	PANAM	1			1	PANAM	PNEUS, CHAMBRES A AIR
EQUIPMENT MISC.	PANAM	11			11	PANAM	MATERIEL DIVERS
PERSONAL, HOUSEHOLD GOODS	GREEK NORV	5 4			5 4	GRECC NORV	ART. PERS. ET MENAGERS
COMMODITY TOTAL		9			9		TOTAL DE MARCHANDISE
CONTAINERS, CLOSURES	PANAM	29			29	PANAM	CONTENEURS, FERMETURES
MISC. END PRODUCTS NES	GER PANAM	2 8	2		2 8	ALL PANAM	PRODUITS FINIS DIV. NDA
COMMODITY TOTAL		8	2		10		TOTAL DE MARCHANDISE
GENERAL CARGO	GER NORV PANAM	9 8 1			9 8 1	ALL NORV PANAM	MARCHANDISES DIVERSES
COMMODITY TOTAL		18			18		TOTAL DE MARCHANDISE
COUNTRY/REGION TOTAL		128,558*	2,038*	62,199*	192,795*		TOTAL DE PAYS/REGION
GREENLAND							GREENLAND
MISC. FOOD PREP. NES	CAN	233			233	CAN	CIV. PREP. ALIM. NDA
LUMBER AND TIMBER	CAN	119			119	CAN	BOIS DOEUVRE ET CHARP.
VENEER, PLYWOOD	CAN	7			7	CAN	PLACAGES, CONTRE-PLAC.
ORGANIC CHEMICALS NES	CAN	103			103	CAN	PROC. CHIM. ORGAN. NDA
FERTILIZERS NES	CAN	363			363	CAN	ENGRAIS CHIMIQUE NDA
FUEL OIL	U K CAN	5,511 283			5,511 283	R U CAN	MAZOUT
COMMODITY TOTAL		5,794			5,794		TOTAL DE MARCHANDISE
CASTINGS, FORGINGS	CAN	25			25	CAN	MOUL. PIECES FORGEES
BARS AND RODS, STEEL	CAN	179			179	CAN	BARRES ET TIGES ACIER
STRUCTURAL SHAPES	CAN	251			251	CAN	PROFILES DE CONSTRUCT.
RAILS & TRACK MATERIAL	CAN	44			44	CAN	RAILS, MAT. VOIE FERREE

TABLE 1. CARGOES LOADED AT CANADIAN PORTS FOR FOREIGN COUNTRIES.

TABLEAU 1. MARCHANDISES CHARGÉES DANS LES PORTS CANADIENS A DESTINATION DE PAYS ÉTRANGERS.

COUNTRY OF DESTINATION AND KIND OF CARGO	REGISTRY OF VESSEL	ATLANTIC ATLANTIQUE	GREAT LAKES GRANDS LACS	PACIFIC PACIFIQUE	TOTAL TOTAL	IMMATIC. DU NAVIRE	PAYS DE DESTINATION ET MARCHANDISE
GREENLAND							GREENLAND
CONT.							SUITE
PIPES, TUBES: IRON, STEEL	CAN	98			98	CAN	TUYAUX, TUBES: FER, ACIER
WIRE	CAN	19			19	CAN	FIL METALLIQUE
METAL FAB. BASIC PROD.	CAN	19			19	CAN	OUVR. DE BASE EN METAL
MACHINERY NES	CAN	235			235	CAN	MACHINES NDA
RUBBER TIRES AND TUBES	CAN	11			11	CAN	PNEUS, CHAMBRES A AIR
EQUIPMENT MISC.	CAN	189			189	CAN	MATERIEL DIVERS
CONTAINERS, CLOSURES	CAN	8			8	CAN	CONTENEURS, FERMETURES
GENERAL CARGO	CAN	1,047			1,047	CAN	MARCHANDISES DIVERSES
CONTAINERIZED FREIGHT	CAN	69			69	CAN	FRET CONTENEURESE
COUNTRY/REGION TOTAL		8,818*	*	*	8,818*		TOTAL DE PAYS/REGION
ST. PIERRE-MIQ.							ST-PIERRE-MIQ.
CATTLE	OTHER	142			142	AUTRE	BOVINS
LIVE ANIMALS, NES	OTHER	85			85	AUTRE	ANIMAUX VIVANTS, NDA
MEAT, FRESH OR FROZEN	OTHER	140			140	AUTRE	VIANDE, FRAICHE / CONG.
FISH, FRESH OR FROZEN	OTHER	440			440	AUTRE	POISSON, FRAIS OU CONG.
LOBSTER	OTHER	3			3	AUTRE	HOUMARD
DAIRY PROD. EGGS, HONEY	CAN	1			1	CAN	PROD. LAIT., OEUF, MIEL
	OTHER	42			42	AUTRE	
COMMODITY TOTAL		43			43		TOTAL DE MARCHANDISE
WHEAT FLOUR	OTHER	500			500	AUTRE	FARINE DE BLE
APPLES	OTHER	3			3	AUTRE	PCMMES
FRUITS, PREP. CANNED	OTHER	21			21	AUTRE	FRUITS PREP. EN BOITE
POTATOES	OTHER	259			259	AUTRE	POMMES DE TERRE
VEGETABLES, FRESH	CAN	10			10	CAN	LEGUMES, FRAIS
	OTHER	746			746	AUTRE	
COMMODITY TOTAL		756			756		TOTAL DE MARCHANDISE
VEGETABLE PREP. NES	OTHER	50			50	AUTRE	PREP. DE LEGUMES NDA
SUGAR, NES	OTHER	185			185	AUTRE	SUCRE, NDA
MOLASSES, REFINED	OTHER	110			110	AUTRE	MELASSE, RAFFINEE
MISC. FOOD PREP. NES	CAN	1			1	CAN	DIV. PREP. ALIM. NDA
	OTHER	445			445	AUTRE	
COMMODITY TOTAL		446			446		TOTAL DE MARCHANDISE
HAY, FORAGE, STRAW	OTHER	1,454			1,454	AUTRE	FCIN, FOURRAGE, PAILLE
BRAN, SHORTS, MIDDINGS	OTHER	5			5	AUTRE	SON, ISSUES DE CEREALES
GROUND CEREALS NES	OTHER	767			767	AUTRE	CEREALES MOULUES NDA
FEEDS, VEGETABLE ORIGIN	OTHER	270			270	AUTRE	PROV. D'ORIGINE VEGETALE
FEEDS OF ANIMAL ORIGIN	OTHER	150			150	AUTRE	PROV. D'ORIGINE ANIMALE
CONC. COMPLETE FEEDS	OTHER	91			91	AUTRE	CONC., PROV. COMPLETES
NON-ALCOHOLIC BEVERAGE	CAN	7			7	CAN	BOISSONS NON-ALCOOLIQ.
	OTHER	138			138	AUTRE	
COMMODITY TOTAL		145			145		TOTAL DE MARCHANDISE
TOBACCO NES	OTHER	3			3	AUTRE	TABACS NDA
COAL, BITUMINOUS	OTHER	398			398	AUTRE	CHARBON BITUMINEUX
SALT	OTHER	13			13	AUTRE	SEL
LUMBER AND TIMBER	CAN	118			118	CAN	BOIS D'OEUVRE ET CHARP.
	OTHER	1,352			1,352	AUTRE	
COMMODITY TOTAL		1,470			1,470		TOTAL DE MARCHANDISE
SHINGLES AND SHAKES	OTHER	25			25	AUTRE	BARDEAUX, BARD, FACADE
VENEER, PLYWOOD	OTHER	80			80	AUTRE	PLACAGES, CONTRE-PLAQ.
PAPER NES	OTHER	1			1	AUTRE	PAPIER NCA
BLDG. PAPER AND BOARD	OTHER	248			248	AUTRE	PLAQ. CONSTR., PAP/CART.
VEG. OILS, FATS NES	OTHER	12			12	AUTRE	HUIL. MAT. GRAS-VEG. NCA
EXPLDS., FUSES, CAPS	OTHER	2			2	AUTRE	EXPLOS., AMORGES, DET.
GASOLINE	CAN	1,486			1,486	CAN	ESSENCE
	OTHER	17			17	AUTRE	
COMMODITY TOTAL		1,503			1,503		TOTAL DE MARCHANDISE
FUEL OIL	CAN	53,987			53,987	CAN	MAZOUT
	OTHER	6,945			6,945	AUTRE	
COMMODITY TOTAL		60,932			60,932		TOTAL DE MARCHANDISE
LUBRICATING OIL, GREASE	OTHER	163			163	AUTRE	HUILE, GRAISSE LUBRIF.
PETROL, COAL PROD. NES	CAN	912			912	CAN	DERIVE PETR. CHARB. NCA
	OTHER	104			104	AUTRE	
COMMODITY TOTAL		1,016			1,016		TOTAL DE MARCHANDISE
METAL FAB. BASIC PROD.	OTHER	84			84	AUTRE	OUVR. DE BASE EN METAL
CEMENT	OTHER	24			24	AUTRE	CIMENT
MISC. FABRICATED PROD.	OTHER	2			2	AUTRE	OUVRAGES DIVERS
MACHINERY NES	OTHER	30			30	AUTRE	MACHINES NDA
PASS. AUTOS AND CHASSIS	OTHER	28			28	AUTRE	VOITURES PART., CHASSIS
TRUCKS AND CHASSIS	OTHER	9			9	AUTRE	CAMIONS ET CHASSIS
MOTOR VEHICLE ENGINES	OTHER	10			10	AUTRE	MOTEURS DE VEH. AUTOM.
ROAD MOTOR VEH. NES	DENMK	5			5	DENMK	VEH. AUTOM. ROUTIERS NDA
RUBBER TIRES AND TUBES	OTHER	3			3	AUTRE	PNEUS, CHAMBRES A AIR
EQUIPMENT MISC.	OTHER	35			35	AUTRE	MATERIEL DIVERS
PERSONAL, HOUSEHOLD GOODS	OTHER	644			644	AUTRE	ART. PERS. ET MENAGERS
CONTAINERS, CLOSURES	CAN	5			5	CAN	CONTENEURS, FERMETURES
	OTHER	6			6	AUTRE	
COMMODITY TOTAL		11			11		TOTAL DE MARCHANDISE
MISC. END PRODUCTS NES	OTHER	155			155	AUTRE	PRODUITS FINIS DIV. NDA
GENERAL CARGO	CAN	108			108	CAN	MARCHANDISES DIVERSES
	OTHER	647			647	AUTRE	
COMMODITY TOTAL		755			755		TOTAL DE MARCHANDISE
COUNTRY/REGION TOTAL		73,726*	*	*	73,726*		TOTAL DE PAYS/REGION

TABLE 1. CARGOES LOADED AT CANADIAN PORTS FOR FOREIGN COUNTRIES.

TABLEAU 1. MARCHANDISES CHARGÉES DANS LES PORTS CANADIENS A DESTINATION DE PAYS ÉTRANGERS.

COUNTRY OF DESTINATION AND KIND OF CARGO	REGISTRY OF VESSEL	ATLANTIC ATLANTIQUE	GREAT LAKES GRANDS LACS	PACIFIC PACIFIQUE	TOTAL TOTAL	IMMATIC. DU NAVIRE	PAYS DE DESTINATION ET MARCHANDISE
U S HAWAII							E-U HAWAII
BARLEY	NORW			7,072	7,072	NORW	ORGE
ORES AND CONC.NES	U S A			20,000	20,000	E-U	MINÉRAIS ET CONC.NOA
LUMBER AND TIMBER	NORW			20,672	20,672	NORW	BOIS OEUVRE ET CHARP.
SHINGLES AND SHAKES	NORW			421	421	NORW	BARCEAUX, BARD. FACADE
NEWSPRINT PAPER	NORW			10,940	10,940	NORW	PAPIER JOURNAL
	SWEDN			13,370	13,370	SUEDE	
	JAPAN	2,679			2,679	JAPON	
	U S A			1,225	1,225	E-U	
COMMODITY TOTAL		2,679		25,535	28,214		TOTAL DE MARCHANDISE
FERTILIZERS NES	U S A			47,614	47,614	E-U	ENGRAIS CHIMIQUE NOA
STRUCTURAL SHAPES				94	94	NORW	PROFILES DE CONSTRUCT.
RUBBER TIRES AND TUBES	OTHER	290			290	AUTRE	PNEUS, CHAMBRES A AIR
GENERAL CARGO	OTHER	10			10	AUTRE	MARCHANDISES DIVERSES
COUNTRY/REGION TOTAL		2,979*	*	121,408*	124,387*		TOTAL DE PAYS/REGION
U S ALASKA							E-U ALASKA
MEAT, FRESH OR FROZEN	U S A			60	60	E-U	VIANDE, FRAICHE / CONG.
FISH, FRESH OR FROZEN	U S A			50	50	E-U	POISSON, FRAIS DU CONG.
MULLS, SCREENINGS, CHAFF	U S A			2,202	2,202	E-U	ECOLURES, CRIBLURES, BAL
SOYA. OIL MEAL, CAKE	U S A			90	90	E-U	FARINE TOUTUR. GR. SOYA
CONC. COMPLETE FEEDS	U S A			370	370	E-U	CONC., PROV. COMPLETES
ALE, BEER, STOUT, PORTER	U S A			360	360	E-U	ALE, BIÈRE, STOUT, PORTER
LOGS	U S A			350	350	E-U	BILLES
BOLTS, ROUND TIMBER	CAN			1,527	1,527	CAN	BILLOTS, BOIS RONDS
ORES AND CONC.NES	LIBER			78	78	LIBER	MINÉRAIS ET CONC.NOA
LIMESTONE	CAN			170	170	CAN	PIERRE CALCAIRE
	U S A			1,800	1,800	E-U	
COMMODITY TOTAL				1,970	1,970		TOTAL DE MARCHANDISE
SULPHUR IN ORES	U S A			1,880	1,880	E-U	SCUFRE EN MINÉRAL
RUBBER FAB. MATERIALS	CAN			10	10	CAN	CEMI-PROD. CAOUTCHOUC
	U S A			110	110	E-U	
COMMODITY TOTAL				120	120		TOTAL DE MARCHANDISE
LUMBER AND TIMBER	CAN			147	147	CAN	BOIS OEUVRE ET CHARP.
	U S A			1,376	1,376	E-U	
COMMODITY TOTAL				1,523	1,523		TOTAL DE MARCHANDISE
NEWSPRINT PAPER	LIBER			5,035	5,035	LIBER	PAPIER JOURNAL
BLDG. PAPER AND BOARD	U S A			140	140	E-U	PLAQ. CONSTR., PAP/CART.
METALLIC SALTS	U S A			70	70	E-U	SELS METALLIQUES
INORGANIC CHEMS. NES	U S A			26,278	26,278	E-U	PROD. CHIM. INORG. NOA
ORGANIC CHEMICALS NES	U S A			1,375	1,375	E-U	PROD. CHIM. ORGAN. NOA
EXPLOS., FUSES, CAPS	LIBER			50	50	LIBER	EXPLOS., AMORCES, DET.
	U S A			1,520	1,520	E-U	
COMMODITY TOTAL				1,570	1,570		TOTAL DE MARCHANDISE
FERTILIZERS NES	U S A			505	505	E-U	ENGRAIS CHIMIQUE NOA
GASOLINE	CAN			6,890	6,890	CAN	ESSENCE
	U S A			589	589	E-U	
COMMODITY TOTAL				7,479	7,479		TOTAL DE MARCHANDISE
FUEL OIL	CAN			132,799	132,799	CAN	MAZOUT
	U S A			240	240	E-U	
COMMODITY TOTAL				133,039	133,039		TOTAL DE MARCHANDISE
LUBRICATING OIL, GREASE	U S A			570	570	E-U	HUILE, GRAISSE LUBRIF.
PETROL. COAL PRCD. NES	U S A			3,793	3,793	E-U	DERIVE PETR. CHARB. NOA
BARNS AND RODS, STEEL	CAN			2	2	CAN	BARRES ET TIGES ACIER
PLATE & SHEET STEEL	LIBER			265	265	LIBER	TOLES, FEUILLES D'ACIER
	CAN			15	15	CAN	
COMMODITY TOTAL				280	280		TOTAL DE MARCHANDISE
STRUCTURAL SHAPES	LIBER			117	117	LIBER	PROFILES DE CONSTRUCT.
	CAN			41	41	CAN	
	U S A			835	835	E-U	
COMMODITY TOTAL				993	993		TOTAL DE MARCHANDISE
RAILS & TRACK MATERIAL	CAN			176	176	CAN	RAILS, MAT. VOIE FERREE
	U S A			785	785	E-U	
COMMODITY TOTAL				961	961		TOTAL DE MARCHANDISE
PIPES, TUBES, IRON, STEEL	CAN			222	222	CAN	TUYAUX, TUBES, FER, ACIER
	U S A			1,445	1,445	E-U	
COMMODITY TOTAL				1,667	1,667		TOTAL DE MARCHANDISE
WIRE	CAN			347	347	CAN	FIL METALLIQUE
METAL FAB. BASIC PROD.	CAN			42	42	CAN	OUVR. DE BASE EN METAL
	U S A			130	130	E-U	
COMMODITY TOTAL				172	172		TOTAL DE MARCHANDISE
CEMENT	CAN			5,223	5,223	CAN	CIMENT
	U S A			37,134	37,134	E-U	
COMMODITY TOTAL				42,357	42,357		TOTAL DE MARCHANDISE
CEMENT BASIC PROD.	CAN			29	29	CAN	OUVR. DE BASE CIMENT
LIME	CAN			2,737	2,737	CAN	CHAUX
NON-MET. MIN. BASIC PROD	CAN			373	373	CAN	PROD. MIN. NON-MET. BASE
	U S A			20	20	E-U	
COMMODITY TOTAL				393	393		TOTAL DE MARCHANDISE
TRACTORS	CAN			373	373	CAN	TRACTEURS
	U S A			650	650	E-U	
COMMODITY TOTAL				1,023	1,023		TOTAL DE MARCHANDISE
MACHINERY NES	LIBER			566	566	LIBER	MACHINES NOA
	CAN			1,244	1,244	CAN	
	U S A			2,210	2,210	E-U	

TABLE 1. CARGOES LOADED AT CANADIAN PORTS FOR FOREIGN COUNTRIES.

TABLEAU 1. MARCHANDISES CHARGÉES DANS LES PORTS CANADIENS A DESTINATION DE PAYS ÉTRANGERS.

COUNTRY OF DESTINATION AND KIND OF CARGO	REGISTRY OF VESSEL	ATLANTIC ATLANTIQUE	GREAT LAKES GRANDS LACS	PACIFIC PACIFIQUE	TOTAL TOTAL	IMMATIC. DU NAVIRE	PAYS DE DESTINATION ET MARCHANDISE
U S ALASKA CDNT.							E-U ALASKA SUITE
COMMODITY TOTAL			4,020		4,020		TOTAL DE MARCHANDISE
RAILWAY ROLLING STOCK	CAN		225		225	CAN	MAT. ROL. DE CH. DE FER
PASS. AUTOS AND CHASSIS	CAN		15		15	CAN	VOITURES PART., CHASSIS
	U S A		365		365	E-U	
COMMODITY TOTAL			380		380		TOTAL DE MARCHANDISE
TRUCKS AND CHASSIS	CAN		292		292	CAN	CAMIONS ET CHASSIS
	U S A		200		200	E-U	
COMMODITY TOTAL			492		492		TOTAL DE MARCHANDISE
MOTOR VEHICLE ENGINES	CAN		71		71	CAN	MOTEURS DE VEH. AUTOM.
ROAD MOTOR VEH. NES	CAN		237		237	CAN	VEH. AUTOM. ROUTIERS NDA
	U S A		315		315	E-U	
COMMODITY TOTAL			552		552		TOTAL DE MARCHANDISE
SHIPS, AIRCRAFT, MIS. VEH	CAN		29		29	CAN	NAVIRES, AVIONS, VEH. DIV
	U S A		331		331	E-U	
COMMODITY TOTAL			360		360		TOTAL DE MARCHANDISE
EQUIPMENT MISC.	CAN		263		263	CAN	MATERIEL DIVERS
	U S A		3,666		3,666	E-U	
COMMODITY TOTAL			3,929		3,929		TOTAL DE MARCHANDISE
PERSONAL, HSEHOLD GOODS	U S A		70		70	E-U	ART. PERS. ET MENAGERS
FIREARMS, AMMUNITION	U S A		180		180	E-U	ARMES A FEU, MUNITIONS
CONTAINERS, CLOSURES	CAN		50		50	CAN	CONTENEURS, FERMETURES
MISC. END PRODUCTS NES	CAN		48		48	CAN	PRODUITS FINIS DIV. NDA
	U S A		700		700	E-U	
COMMODITY TOTAL			748		748		TOTAL DE MARCHANDISE
GENERAL CARGO	U S A		180		180	E-U	MARCHANDISES DIVERSES
CONTAINERIZED FREIGHT	CAN		63,324		63,324	CAN	FRET CONTENEURESE
COUNTRY/REGION TOTAL		*	*	315,976*	315,976*		TOTAL DE PAYS/REGION
U S PACIFIC							E-U PACIFIQUE
CEREALS MILLED, NES	CAN		37		37	CAN	CEREALES MOULUES, NDA
DIST. ALCOHOLIC BEV.	GER		18		18	ALL	BOISS. ALCOCL. DIST.
	OTHER		29		29	AUTRE	
COMMODITY TOTAL			47		47		TOTAL DE MARCHANDISE
FLAXSEED	NORW		1,047		1,047	NGRV	GRAINE DE LIN
RAPESEED	NORW		13,474		13,474	NORV	GRAINE DE COLZA
LOGS	CAN		61,916		61,916	CAN	BILLES
	U S A		13,533		13,533	E-U	
COMMODITY TOTAL			75,449		75,449		TOTAL DE MARCHANDISE
PLCTS, ROUND TIMBER	CAN		2,166		2,166	CAN	BILLOTS, BOIS ROUNDS
PULPHOOD	CAN		346,007		346,007	CAN	BOIS A PATE
	U S A		7,612		7,612	E-U	
COMMODITY TOTAL			353,619		353,619		TOTAL DE MARCHANDISE
COPPER ORE AND CONC.	U S A		3,300		3,300	E-U	MINERAI, CONC. CUIVRE
IRON ORE AND CONC	LIBER		234,236		234,236	LIBER	MINERAI, CONC. DE FER
ZINC ORE AND CONC.	CAN		19,006		19,006	CAN	MINERAI, CONC. DE ZINC
IRON AND STEEL SCRAP	CAN		1,015		1,015	CAN	DECHETS DE FER, DACTIER
COAL, BITUMINOUS	GREEK		30,240		30,240	GREEC	CHARBDN BITUMINEUX
CRUDE PETROLEUM	U S A		17,943		17,943	E-U	PETROLE BRUT
ASBESTOS	CAN		60		60	CAN	AMIANTE
	U S A		1,058		1,058	E-U	
COMMODITY TOTAL			1,118		1,118		TOTAL DE MARCHANDISE
SAND AND GRAVEL	CAN		88,400		88,400	CAN	SABLE ET GRAVIERS
LIMESTONE	CAN		952,026		952,026	CAN	PIERRE CALCAIRE
	U S A		16,100		16,100	E-U	
COMMODITY TOTAL			968,126		968,126		TOTAL DE MARCHANDISE
GYP SUM	CAN		16,700		16,700	CAN	GYPSE
SULPHUR IN DRES	CAN		245		245	CAN	SOUFRE EN MINERAI
	U S A		6,238		6,238	E-U	
	OTHER		14,542		14,542	AUTRE	
COMMODITY TOTAL			21,025		21,025		TOTAL DE MARCHANDISE
CRUDE NON-MET. MIN. NES	CAN		31,200		31,200	CAN	MIN. NON-MET. BRUTS NDA
	U S A		9,400		9,400	E-U	
COMMODITY TOTAL			40,600		40,600		TOTAL DE MARCHANDISE
HOGGED FUEL, WOOD	CAN		109,400		109,400	CAN	BOIS DE CHAUFFAGE
WASTE AND SCRAP NES	NORW		526		526	NORV	DECHETS ET REBUTS NDA
	CAN		64,536		64,536	CAN	
	U S A		1,278		1,278	E-U	
COMMODITY TOTAL			66,340		66,340		TOTAL DE MARCHANDISE
LUMBER AND TIMBER	NORW		77,781		77,781	NORV	BOIS DOEUVRE ET CHARP.
	LIBER		4,000		4,000	LIBER	
	CAN		40,349		40,349	CAN	
	U S A		237,140		237,140	E-U	
COMMODITY TOTAL			359,270		359,270		TOTAL DE MARCHANDISE
SHINGLES AND SHAKES	CAN		1,054		1,054	CAN	BARDEAUX, BARO. FACACE
VENEER, PLYWOOD	CAN		34		34	CAN	PLACAGES, CENTRE-PLAQ.
	U S A		223		223	E-U	
COMMODITY TOTAL			257		257		TOTAL DE MARCHANDISE
WOOD FAB. MATERIALS	CAN		1		1	CAN	DEVI-PRODUITS EN BOIS
PULP	U K		39,365		39,365	R U	PATE
	DENMK		1,200		1,200	DANMK	
	NORW		142,271		142,271	NORV	
	LIBER		3,410		3,410	LIBER	
	CAN		22,185		22,185	CAN	
	U S A		56,594		56,594	E-U	

TABLE 1. CARGOES LOADED AT CANADIAN PORTS FOR FOREIGN COUNTRIES.

TABLEAU 1. MARCHANDISES CHARGÉES DANS LES PORTS CANADIENS A DESTINATION DE PAYS ÉTRANGERS.

COUNTRY OF DESTINATION AND KIND OF CARGO	REGISTRY OF VESSEL	ATLANTIC ATLANTIQUE	GREAT LAKES GRANDS LACS	PACIFIC PACIFIQUE	TOTAL TOTAL	IMMATIC. DU NAVIRE	PAYS DE DESTINATION ET MARCHANDISE
U S PACIFIC CONT.							E-U PACIFIQUE SUITE
COMMODITY TOTAL NEWSPRINT PAPER	OTHER			7,549	7,549	AUTRE	
	DENMK			272,574	272,574		TOTAL DE MARCHANDISE PAPIER JOURNAL
	NORW			1,000	1,000	CANMK	
	SWEDN			238,689	238,689	NCRV	
	CAN			89,095	89,095	SUEDE	
	U S A			185,305	185,305	CAN	
COMMODITY TOTAL PAPER NES	U S A			111,724	111,724	E-U	TOTAL DE MARCHANDISE PAPIER NDA
	CAN			625,813	625,813		
COMMODITY TOTAL PAPERBOARD	U S A			2,291	2,291	CAN	TOTAL DE MARCHANDISE CARTON
	CAN			1,181	1,181	E-U	
COMMODITY TOTAL INORGANIC CHEMS. NES PCTASH	CAN			3,472	3,472	CAN	TOTAL DE MARCHANDISE PRED.CHIM.INDRG.NDA POTASSE
	U S A			41	41	E-U	
	OTHER			751	751	AUTRE	
COMMODITY TOTAL GASOLINE	CAN			1,000	1,000	CAN	TOTAL DE MARCHANDISE ESSENCE
	U S A			7,456	7,456	E-U	
COMMODITY TOTAL FUEL OIL	CAN	28,100		4,408	4,408	AUTRE	TOTAL DE MARCHANDISE MAZOUT
	U S A	28,877		11,864	11,864		
	LIBER			7,528	7,528	CAN	
COMMODITY TOTAL PETROL-COAL PROC.NES	U S A	56,977		38,113	38,113	E-U	TOTAL DE MARCHANDISE DERIVE PETR.CFARB.NDA
	CAN	33,727		45,641	45,641		
	LIBER			219	219	LIBER	
	CAN			64	64	CAN	
	U S A	33,727		283	283	E-U	TOTAL DE MARCHANDISE FER EN GUEUSE
COMMODITY TOTAL PIG IRON	CAN	5,600		318	318	ALL	TUYAUX,TUBES:FER,ACIER
	U S A			52	52	E-U	BRIC.A BATIR ARGILE
	CAN			148,000	148,000	CAN	CIMENT
	U S A			71,490	71,490	E-U	
COMMODITY TOTAL NON-MET.MIN.BASIC PROD MACHINERY NES	CAN			219,490	219,490		TOTAL DE MARCHANDISE PROC.MIN.NON-MET.BASE MACHINES NOA
	SWEDN			300	300	CAN	
	CAN			7	7	SUEDE	
	U S A			316	316	CAN	
COMMODITY TOTAL RCAC MOTOR VEH. NES SHIPS,AIRCRAFT,MIS.VEH PERSONAL,HSEHOLD GOODS CONTAINERS,CLOSURES	U S A			250	250	E-U	TOTAL DE MARCHANDISE VEN.AUTOM.ROUTIERS NOA NAVIRES,AVIONS,VEH.DIV ART.PERS.ET MENAGERS CCNTENEURS,FERMETURE
	GER			573	573		
	CAN			2	2	E-U	
	CAN			66	66	ALL	
	CAN			98	98	CAN	
	CAN			4	4	CAN	
	U S A			771	771	E-U	
COMMODITY TOTAL MISC. END PRODUCTS NES GENERAL CARGO CONTAINERIZED FREIGHT	CAN			775	775		TOTAL DE MARCHANDISE PRODUITS FINIS DIV.NDA MARCHANDISES DIVERSES FRET CONTENEURESE
	CAN			62	62	CAN	
	CAN			2	2	CAN	
	DENMK			238	238	DANMK	
	GER	1,310		31	31	ALL	
	SWEDN			1,101	1,101	SUEDE	
	LIBER	1,101		70	70	LIBER	
	JAPAN			30	30	JAPON	
	U S A			128	128	E-U	
	OTHER	1,061		497	497	AUTRE	
COMMODITY TOTAL		3,472					TOTAL DE MARCHANDISE
COUNTRY/REGION TOTAL		99,776*	* 3,637,730*	3,737,506*			TOTAL DE PAYS/REGION
U S GR. LAKES							E-U GR. LACS
BARLEY	CAN		274,115		274,115	CAN	ORGE
WHEAT	CAN		3,233		3,233	CAN	BLE
	U S A		66,326		66,326	E-U	
COMMODITY TOTAL MALT AND MALT FLOUR	U S A		69,559		69,559		TOTAL DE MARCHANDISE MALT ET FARINE DE MALT
	CAN		2,417		2,417	CAN	CEREALES MOULUES,NDA
	CAN		23		23	CAN	FRUITS, BAIES FRAIS
	CAN		171		171	CAN	PREP. A BASE DE SUCRE
	CAN		47		47	CAN	DIV.PREP.ALIM.NDA
	CAN		11		11	CAN	VINS
	CAN		456		456	CAN	BOISS.ALCOOL.DIST.
	CAN		5,217		5,217	CAN	PR.BRUTS CRIG.ANIM.NDA
	CAN		8		8	CAN	BILLES
	CAN		1,331		1,331	CAN	BOIS A PATE
	CAN		1,323		1,323	CAN	MINERAL,CONC.DE FER
	U K	23,060			23,060	R U	
	CAN	9,871,006	2,023,974		11,894,980	CAN	
	U S A	1,342,123	2,233,045		3,575,168	E-U	
	OTHER	6,000			6,000	AUTRE	
COMMODITY TOTAL MANGANESE ORE	CAN	11,242,189	4,257,019		15,499,208		TOTAL DE MARCHANDISE MINERAL DE MANGANESE
	CAN	39,644			39,644	CAN	MINERAL DE TITANE
	CAN	5,919			5,919	CAN	MINERAIS ET CONC.NDA
	CAN	11,888			11,888	CAN	DECHETS DE FER, GACIER
	CAN		40		40	CAN	DECHETS METAL.NON FER.
	CAN		192		192	CAN	PROUS.GUEUL.SCOR.PRIOL.
	CAN	1,000			1,000	CAN	

TABLE 1. CARGOES LOADED AT CANADIAN PORTS FOR FOREIGN COUNTRIES.

TABLEAU 1. MARCHANDISES CHARGÉES DANS LES PORTS CANADIENS A DESTINATION DE PAYS ÉTRANGERS.

COUNTRY OF DESTINATION AND KIND OF CARGO	REGISTRY OF VESSEL	ATLANTIC ATLANTIQUE	GREAT LAKES GRANDS LACS	PACIFIC PACIFIQUE	TOTAL TOTAL	IMMATIC. OU NAVIRE	PAYS DE DESTINATION ET MARCHANDISE
U S GRT. LAKES CONT.							E-U GR. LACS SUITE
COAL,BITUMINOUS	CAN		29,640		29,640	CAN	CHARBON BITUMINEUX
	U S A		60,250		60,250	E-U	
COMMODITY TOTAL			89,890		89,890		TOTAL DE MARCHANDISE
ASBESTOS	CAN		201		201	CAN	AMIANTE
DOLMITE	CAN		1,142,215		1,142,215	CAN	DOLMITE
	U S A		190,877		190,877	E-U	
	OTHER		67,596		67,596	AUTRE	
COMMODITY TOTAL			1,400,688		1,400,688		TOTAL DE MARCHANDISE
SAND AND GRAVEL	CAN		11,000		11,000	CAN	SABLE ET GRAVIERS
STONE,CRUDE NES	CAN		38,661		38,661	CAN	PIERRE BRUTE NCA
	U S A		38,567		38,567	E-U	
COMMODITY TOTAL			77,228		77,228		TOTAL DE MARCHANDISE
FLUORSPAR	CAN	17,800			17,800	CAN	SPATH FLUOR
	U S A	13,216			13,216	E-U	
COMMODITY TOTAL		31,016			31,016		TOTAL DE MARCHANDISE
SALT	CAN		737,041		737,041	CAN	SEL
	U S A		376,456		376,456	E-U	
COMMODITY TOTAL			1,113,497		1,113,497		TOTAL DE MARCHANDISE
LEATHER	CAN		21		21	CAN	CUIR
RUBBER FAB.MATERIALS	CAN		316		316	CAN	CAOUTCHOUC
PULP	CAN		103,519		103,519	CAN	PATE
NEWSPRINT PAPER	CAN	41,368	77,886		119,254	CAN	PAPIER JOURNAL
CORDAGE,TWINE,ROPE	CAN		12		12	CAN	CORDAGE,FICELLE,CORDE
TEXTILE FAB.MTL NES	CAN		21		21	CAN	OUVR.EN MAT.TEXT.NDA
VEG.OILS,FATS NES	NORW		392		392	NORW	HUIL.MAT.GRAS-VEG.NDA
METALLIC SALTS	CAN		9		9	CAN	SELS METALLIQUES
INORGANIC CHEMS. NES	CAN		577		577	CAN	PROD.CHIM.INORG.NDA
ORGANIC CHEMICALS NES	CAN		11,568		11,568	CAN	PROD.CHIM.ORGAN.NDA
	U S A	9,039	28,634		37,673	E-U	
COMMODITY TOTAL		9,039	40,202		49,241		TOTAL DE MARCHANDISE
POTASH	CAN		21,583		21,583	CAN	POTASSE
FERTILIZERS NES	CAN		162		162	CAN	ENGRAIS CHIMIQUE NDA
PLASTIC MATERIALS	CAN		8,205		8,205	CAN	MATIERES PLASTIQUES
CHEM.SPECIALTIES NES	CAN		37		37	CAN	PROD.CHIM.SPECIAUX NDA
FUEL OIL	U K		5,450		5,450	R U	MAZOUT
	GREEK		6,300		6,300	GREEK	
	CAN	278,044	107,379		385,423	CAN	
	U S A	452,585	858,663		1,311,248	E-U	
COMMODITY TOTAL		730,629	977,792		1,708,421		TOTAL DE MARCHANDISE
COKE	LIBER		14,396		14,396	LIBER	COKE
	CAN		28,189		86,334	CAN	
COMMODITY TOTAL			28,189		100,730		TOTAL DE MARCHANDISE
PETROL.COAL PRD.NES	CAN		7,100		30,846	CAN	DERIVE PETR.CHARB.NDA
	U S A		10,200		10,200	E-U	
COMMODITY TOTAL		7,100	33,946		41,046		TOTAL DE MARCHANDISE
FERRO-ALLOYS	CAN		83		83	CAN	FERRO-ALLIAGES
PIG IRON	CAN	115,415	5,007		120,422	CAN	FER EN GUEUSE
	U S A		44,171		44,171	E-U	
COMMODITY TOTAL		115,415	49,178		164,593		TOTAL DE MARCHANDISE
PRIMARY IRON,STEEL NES	CAN		45,388		45,388	CAN	FER,ACIER PRIMAIRE NDA
	U S A		49,187		49,187	E-U	
COMMODITY TOTAL			94,575		94,575		TOTAL DE MARCHANDISE
CASTINGS,FORGINGS	CAN	224	2,908		3,132	CAN	MOUL.PIECES FORGEES
BARS AND RODS,STEEL	LIBER	169			169	LIBER	BARRES ET TIGES ACIER
	CAN	4,336	10,171		14,507	CAN	
COMMODITY TOTAL		4,505	10,171		14,676		TOTAL DE MARCHANDISE
PLATE & SHEET STEEL	CAN	6,658	10,442		17,100	CAN	TCLES,FEUILLES DACIER
	U S A		1,227		1,227	E-U	
COMMODITY TOTAL		6,658	11,669		18,327		TOTAL DE MARCHANDISE
STRUCTURAL SHAPES	CAN	8,253	3,362		11,615	CAN	PROFILES DE CONSTRUCT.
	U S A		7,900		7,900	E-U	
COMMODITY TOTAL		8,253	11,262		19,515		TOTAL DE MARCHANDISE
RAILS & TRACK MATERIAL	CAN		1,530		1,530	CAN	RAILS,MAT.VOIE FERREE
PIPES,TUBES:IRON,STEEL	CAN		212		212	CAN	TUYAUX,TUBES:FER,ACIER
WIRE	CAN		1,110		1,110	CAN	FIL METALLIQUE
ALUMINUM	CAN		194		194	CAN	ALUMINIUM
COPPER AND ALLOYS	CAN		24		24	CAN	CUVRE ET ALLIAGES
LEAD AND ALLOYS	CAN		195		195	CAN	PLOMB ET ALLIAGES
NICKEL AND ALLOYS	CAN		24		24	CAN	NICKEL ET ALLIAGES
NON-FERROUS METALS NES	CAN		131		131	CAN	METAUX NON-FERREUX NDA
METAL FAB.BASIC PRD.	CAN		4,790		4,790	CAN	OUVR.DE BASE EN METAL
BRICKS,TILES NES	CAN		16		16	CAN	BRQUES,TUILES NDA
GLASS BASIC PRODUCTS	CAN		317		317	CAN	OUVR.DE BASE EN VERRE
ASBESTOS BASIC PRDD.	CAN		33		33	CAN	OUVR.DE BASE AMIANTE
CEMENT	CAN	282,882	436,996		719,878	CAN	CIMENT
	U S A	4,740	327,383		332,123	E-U	
	OTHER		7,200		7,200	AUTRE	
COMMODITY TOTAL		287,622	771,579		1,059,201		TOTAL DE MARCHANDISE
NON-MET.MIN.BASIC PRD.	CAN		133		133	CAN	PROD.MIN.NON-MET.BASE
MISC.FABRICATED PRD.	CAN		104		104	CAN	OUVRAGES DIVERS
TRACTORS	CAN		603		603	CAN	TRACTEURS
MACHINERY NES	CAN		1,133		1,133	CAN	MACHINES NDA
	U S A		2		2	E-U	
COMMODITY TOTAL			1,135		1,135		TOTAL DE MARCHANDISE
PASS.AUTOS AND CHASSIS	CAN		34		34	CAN	VOITURES PART.,CHASSIS
TRUCKS AND CHASSIS	CAN		85		85	CAN	CAMIONS ET CHASSIS

TABLE 1. CARGOES LOADED AT CANADIAN PORTS FOR FOREIGN COUNTRIES.

TABLEAU 1. MARCHANDISES CHARGÉES DANS LES PORTS CANADIENS A DESTINATION DE PAYS ÉTRANGERS.

COUNTRY OF DESTINATION AND KIND OF CARGO	REGISTRY OF VESSEL	ATLANTIC ATLANTIQUE	GREAT LAKES GRANDS LACS	PACIFIC PACIFIQUE	TOTAL TOTAL	INMATIC. DU NAVIRE	PAYS DE DESTINATION ET MARCHANDISE
U S GRT. LAKES CDNT. MOTOR VEHICLE ENGINES	CAN		3,857		3,857	CAN	E-U GR. LACS SUITE
RCAC MOTOR VEH. NES	CAN		14		14	CAN	MOTEURS DE VEH.AUTOM.
SHIPS, AIRCRAFT, MIS. VEH	CAN		103		103	CAN	VEH.AUTOM. ROUTIERS NDA
RUBBER TIRES AND TUBES	CAN		138		138	CAN	NAVIRES, AVIONS, VEH. CIV
EQUIPMENT MISC.	CAN		1,426		1,426	CAN	PNEUS, CHAMBRES A AIR
	U S A		681		681	E-U	MATERIEL CIVERS
COMMODITY TOTAL			2,107		2,107		TOTAL DE MARCHANDISE
PERSONAL, HSEHOLD GOODS	CAN		681		681	CAN	ART. PERS. ET MENAGERS
CONTAINERS, CLCSURES	CAN		34		34	CAN	CONTENEURS, FERMETURES
MISC. END PRODUCTS NES	CAN		1,351		1,351	CAN	PRODUITS FINIS DIV. NDA
	U S A		272		272	E-U	
COMMODITY TOTAL			1,623		1,623		TOTAL DE MARCHANDISE
GENERAL CARGO	CAN		41		41	CAN	MARCHANDISES DIVERSES
CONTAINERIZED FREIGHT	U K	29,764			29,764	R U	FRET CONTENEURESE
	ITALY	1,050			1,050	ITAL	
	OTHER	24,645	1,393		26,038	AUTRE	
COMMODITY TOTAL		55,459	1,393		56,852		TOTAL DE MARCHANDISE
COUNTRY/REGION TOTAL		12,670,469*	9,569,388*		* 22,239,857*		TOTAL DE PAYS/REGION
U S ATL. & GULF FISH, FRESH OR FROZEN	CAN	24,714			24,714	CAN	E-U ATL. & GOLFE
	U S A	1,451			1,451	E-U	POISSON, FRAIS OU CONG.
	OTHER	9,396			9,396	AUTRE	
COMMODITY TOTAL		35,561			35,561		TOTAL DE MARCHANDISE
FISH, SALTED OR CURED	CAN	14			14	CAN	POISSON, SALE OU FUME
	OTHER	34			34	AUTRE	
COMMODITY TOTAL		48			48		TOTAL DE MARCHANDISE
SHELL FISH, NES	CAN	6			6	CAN	MOLLUSQUES CRUST., NDA
	OTHER	6			6	AUTRE	
COMMODITY TOTAL		12			12		TOTAL DE MARCHANDISE
FRESH FRUITS, BERRIES	OTHER	8			8	AUTRE	FRUITS, BAIES FRAIS
MISC. FOOD PREP. NES	NETH	9			9	P. BAS	CIV. PREP. ALIM. NDA
	LIBER	6			6	LIBER	
COMMODITY TOTAL		15			15		TOTAL DE MARCHANDISE
DIST. ALCOHOLIC BEV.	NETH	10			10	P. BAS	BOISS. ALCOOL. DIST.
CRUDE ANIMAL PROD. NES	CAN	1,410			1,410	CAN	PR. BRUTS ORIG. ANIM. NDA
	OTHER	20			20	AUTRE	
COMMODITY TOTAL		1,430			1,430		TOTAL DE MARCHANDISE
TEXTILE FIBRES NES	NORV	1			1	NORV	FIBRES TEXTILES NDA
COPPER ORE AND CONC.	OTHER	5			5	AUTRE	MINERAL, CONC. CUIVRE
IRON ORE AND CONC	U K	97,080			97,080	R U	MINERAL, CONC. DE FER
	DENMK	54,320			54,320	DANMK	
	GER	89,600			89,600	ALL	
	GREEK	365,712			365,712	GRECC	
	ITALY	149,520			149,520	ITAL	
	NORV	711,269			711,269	NORV	
	SWEDN	54,880			54,880	SUEDE	
	LIBER	3,851,993			3,851,993	LIBER	
	CAN	48,956			48,956	CAN	
	OTHER	507,928			507,928	AUTRE	
COMMODITY TOTAL		5,931,258			5,931,258		TOTAL DE MARCHANDISE
LEAC ORE AND CONC.	OTHER	233			233	AUTRE	MINERAL, CONC. DE PLOMB
TITANIUM ORE	NORV	27,800			27,800	NORV	MINERAL DE TITANE
	PANAM	85,232			85,232	PANAM	
COMMODITY TOTAL		113,032			113,032		TOTAL DE MARCHANDISE
SLAG, DROSS, BY-PRODUCTS	GREEK	148,288			148,288	GRECC	POUS. GUEUL. SCOR. PROD.
	LIBER	17,920			17,920	LIBER	
	JAPAN	5,600			5,600	JAPCN	
	CAN	17,920			17,920	CAN	
	OTHER	18,711			18,711	AUTRE	
COMMODITY TOTAL		208,439			208,439		TOTAL DE MARCHANDISE
COAL, BITUMINOUS	GREEK		100,200		100,200	GRECC	CHARBON BITUMINEUX
	LIBER		51,050		51,050	LIBER	
COMMODITY TOTAL			151,250		151,250		TOTAL DE MARCHANDISE
CRUDE PETROLEUM	DENMK		86,296		86,296	DANMK	PETROLE BRUT
	GREEK	88,945	115,484		204,429	GRECC	
	ITALY		36,128		36,128	ITAL	
	NETH		105,007		105,007	P. BAS	
	NORV		37,250		37,250	NORV	
	LIBER		820,554		820,554	LIBER	
	PANAM		76,784		76,784	PANAM	
	U S A	74,713	111,824		186,537	E-U	
	OTHER	66,744	69,244		135,988	AUTRE	
COMMODITY TOTAL		230,402	1,458,571		1,688,973		TOTAL DE MARCHANDISE
ASBESTOS	CAN	4,400			4,400	CAN	AMIANTE
BARYTES, NATURAL	OTHER	28,360			28,360	AUTRE	BARYTINE NATURELLE
GYP SUM	U K	2,140,946			2,140,946	R U	GYPSE
	GREEK	422,929			422,929	GRECC	
	ITALY	47,248			47,248	ITAL	
	NORV	359,649			359,649	NORV	
	SWEDN	32,686			32,686	SUEDE	
	LIBER	1,918,724			1,918,724	LIBER	
	JAPAN	13,522			13,522	JAPCN	
	PANAM	175,554			175,554	PANAM	

TABLE 1. CARGOES LOADED AT CANADIAN PORTS FOR FOREIGN COUNTRIES.

TARLEAU 1. MARCHANDISES CHARGÉES DANS LES PORTS CANADIENS A DESTINATION DE PAYS ÉTRANGERS.

COUNTRY OF DESTINATION AND KIND OF CARGO	REGISTRY OF VESSEL	ATLANTIC ATLANTIQUE	GREAT LAKES GRANDS LACS	PACIFIC PACIFIQUE	TOTAL TOTAL	IMMATRIC. DU NAVIRE	PAYS DE DESTINATION ET MARCHANDISE
U S ATL.& GULF CONT.							E-U ATL.& GOLFE SUITE
	CAN	395,121			395,121	CAN	
	OTHER	128,294			128,294	AUTRE	
COMMODITY TOTAL		5,634,673			5,634,673		TOTAL DE MARCHANDISE
SALT	U S A	2,172			2,172	E-U	SEL
CRUDE NON-MET. MIN. NES	PANAM	40,808			40,808	PANAM	MIN. NON-MET. BRUTS NDA
WASTE AND SCRAP NES	CAN	1,250			1,250	CAN	DECHETS ET REBUTS NDA
LUMBER AND TIMBER	U K			164,535	164,535	R U	BOIS OEUVRE ET CHARP.
	DENMK			28,048	28,048	DANMK	
	GREEK			101,392	101,392	GRECQ	
	NORW			330,236	330,236	NORV	
	SWEDN			150,200	150,200	SUEDE	
	LIBER			113,148	113,148	LIBER	
	OTHER			6,505	6,505	AUTRE	
COMMODITY TOTAL				894,064	894,064		TOTAL DE MARCHANDISE
PULP	LIBER	1,058			1,058	LIBER	PATE
NEWSPRINT PAPER	U K	44,273			44,273	R U	PAPIER JOURNAL
	GER	16,571			16,571	ALL	
	GREEK	15,200			15,200	GRECQ	
	NORW	159,396			159,396	NORV	
	SWEDN	127,634			127,634	SUEDE	
	LIBER	64,588			64,588	LIBER	
	CAN	251,296			251,296	CAN	
	OTHER	52,237			52,237	AUTRE	
COMMODITY TOTAL		731,195			731,195		TOTAL DE MARCHANDISE
FISH, MARINE ANIMAL OIL	OTHER	1,289			1,289	AUTRE	HUIL. DE POISSON, AN. MAR
SULPHURIC ACID	U K	147,517			147,517	R U	ACIDE SULFURIQUE
INORGANIC CHEMS. NES	LIBER	3,909			3,909	LIBER	PROD. CHIM. INORG. NDA
ORGANIC CHEMICALS NES	NORW	11,571			11,571	NORV	PROD. CHIM. ORGAN. NDA
	LIBER	2,999			2,999	LIBER	
	JAPAN		4,035		4,035	JAPON	
	U S A	7,080			7,080	E-U	
	OTHER	6,000			6,000	AUTRE	
COMMODITY TOTAL		27,650	4,035		31,685		TOTAL DE MARCHANDISE
PLASTIC MATERIALS	NETH	3			3	P. BAS	MATIERES PLASTIQUES
GASOLINE	U K	32,383			32,383	R U	ESSENCE
	NORW	10,638			10,638	NORV	
COMMODITY TOTAL		43,021			43,021		TOTAL DE MARCHANDISE
RAFFIN. OIL	U K	37,240			37,240	R U	MAZOUT
	GREEK	63,231			63,231	GRECQ	
	ITALY	61,653			61,653	ITAL	
	NORW	100,741			100,741	NORV	
	LIBER	950,067			950,067	LIBER	
	PANAM	29,359			29,359	PANAM	
	CAN	53,139			53,139	CAN	
	U S A	83,627			83,627	E-U	
	OTHER	886,559			886,559	AUTRE	
COMMODITY TOTAL		2,265,616			2,265,616		TOTAL DE MARCHANDISE
COKE	OTHER	6,873			6,873	AUTRE	COKE
ASPHALTS, ROAD OILS	PANAM	40,230			40,230	PANAM	ASPHALTE, BITUME LIQD.
COAL TAR, PITCH	U S A	7,042			7,042	E-U	GOUDRON, BRAI DE BOUIL.
PETROL. COAL PROD. NES	NORW	21,032			21,032	NORV	DERIVE PETR. CHARB. NDA
	LIBER	173,149			173,149	LIBER	
COMMODITY TOTAL		194,181			194,181		TOTAL DE MARCHANDISE
PIG IRON	GREEK	40,062			40,062	GRECQ	FER EN GUEUSE
	LIBER	13,216			13,216	LIBER	
COMMODITY TOTAL		53,278			53,278		TOTAL DE MARCHANDISE
PRIMARY IRON, STEEL NES	CAN	463	13,700		14,163	CAN	FER, ACIER PRIMAIR. NDA
	U S A	601			601	E-U	
COMMODITY TOTAL		1,064	13,700		14,764		TOTAL DE MARCHANDISE
STRUCTURAL SHAPES	CAN	484			484	CAN	PROFILES DE CONSTRUCT.
METAL FAB. BASIC PROD.	NORW	1			1	NORV	OUVR. DE BASE EN METAL
	LIBER			14	14	LIBER	
COMMODITY TOTAL		1		14	15		TOTAL DE MARCHANDISE
MACHINERY NES	U S A	950			950	E-U	MACHINES NDA
	OTHER	10			10	AUTRE	
COMMODITY TOTAL		960			960		TOTAL DE MARCHANDISE
PASS. AUTOS AND CHASSIS	NORW	58			58	NORV	VOITURES PART., CHASSIS
	SWEDN	15			15	SUEDE	
COMMODITY TOTAL		73			73		TOTAL DE MARCHANDISE
BUSES AND CHASSIS	SWEDN	4			4	SUEDE	AUTOBUS ET CHASSIS
ROAD MOTOR VEH. NES	GER	1			1	ALL	VEH. AUTOM. ROUTIERS NDA
SHIPS, AIRCRAFT, MIS. VEH	NETH	595			595	P. BAS	NAVIRES, AVIONS, VEH. DIV
	CAN	234			234	CAN	
COMMODITY TOTAL		829			829		TOTAL DE MARCHANDISE
RUBBER TIRES AND TUBES	NETH	38			38	P. BAS	PNEUS, CHAMBRES A AIR
EQUIPMENT MISC.	NETH	1			1	P. BAS	MATERIEL DIVERS
	CAN	130			130	CAN	
	OTHER	5			5	AUTRE	
COMMODITY TOTAL		136			136		TOTAL DE MARCHANDISE
PERSONAL, HOUSEHOLD GOODS	NORW	1			1	NORV	ART. PERS. ET MENAGERS
CONTAINERS, CLOSURES	NETH	25			25	P. BAS	CONTENEURS, FERMETURES
GENERAL CARGO	NETH	12			12	P. BAS	MARCHANDISES DIVERSES
CONTAINERIZED FREIGHT	U K	2,567			2,567	R U	FRET CONTENEURESE
	GER	30,434			30,434	ALL	
	NETH	927			927	P. BAS	
	SWEDN	9,111			9,111	SUEDE	

TABLE 1. CARGOES LOADED AT CANADIAN PORTS FOR FOREIGN COUNTRIES.

TABLEAU 1. MARCHANDISES CHARGEES DANS LES PORTS CANADIENS A DESTINATION DE PAYS ETRANGERS.

COUNTRY OF DESTINATION AND KIND OF CARGO	REGISTRY OF VESSEL	ATLANTIC ATLANTIQUE	GREAT LAKES GRANDS LACS	PACIFIC PACIFIQUE	TOTAL TOTAL	IMMATIC. DU NAVIRE	PAYS DE DESTINATION ET MARCHANDISE
U S ATL. & GULF CONT.	LIBER OTHER	103 1,822 40,964			103 1,822 40,964	LIBER AUTRE	E-U ATL. & GOLFE SUITE
COMMODITY TOTAL							TOTAL DE MARCHANDISE
COUNTRY/REGION TOTAL		15,799,571*	17,735*	2,503,899*	18,321,205*		TOTAL DE PAYS/REGION
GRAND TOTAL		69,783,339**	11,254,934**	35,928,085**	116,966,358**		TOTAL GLOBAL

TABLE 2. CARGOES UNLOADED AT CANADIAN PORTS FROM FOREIGN COUNTRIES.

TABLEAU 2. MARCHANDISES DECHARGEES DANS LES PORTS CANADIENS EN PROVENANCE DE PAYS ETRANGERS.

COUNTRY OF ORIGIN AND KIND OF CARGO	REGISTRY OF VESSEL	ATLANTIC ATLANTIQUE	GREAT LAKES GRANDS LACS	PACIFIC PACIFIQUE	TOTAL TOTAL	IMMATIC. DU NAVIRE	PAYS D'ORIGINE ET MARCHANDISE
UNITED KINGDOM							ROYAUME-UNI
FISH, FRESH OR FROZEN	GER	30	7		37	ALL	POISSON, FRAIS OU CONG.
FISH, CANNED	GER			8	8	ALL	POISSON EN BOITES
CHEESE	OTHER			12	12	AUTRE	FROMAGE
BAKERY PROD. INC. FROZEN	U K	7			7	R U	PROD. BOUL., PROD. CONG.
	GER	33	3		36	ALL	
	LIBER	23			23	LIBER	
COMMODITY TOTAL		63	3		66		TOTAL DE MARCHANDISE
FRUIT PULP, PUREE	GER	7			7	ALL	PULPE DE FRUIT, PUREE
FRUITS, PREP. CANNED	GER	56			56	ALL	FRUITS PREP. EN BOITE
	LIBER	101			101	LIBER	
COMMODITY TOTAL		157			157		TOTAL DE MARCHANDISE
VEGETABLES, FRESH	U K	212			212	R U	LEGUMES, FRAIS
VEGETABLE PREP. NES	GER	42			42	ALL	PREP. DE LEGUMES NDA
SUGAR PREPARATIONS	U K	42			42	R U	PREP. A BASE DE SUCRE
	GER	529		5	534	ALL	
	LIBER	19			19	LIBER	
COMMODITY TOTAL		590		5	595		TOTAL DE MARCHANDISE
CACOA AND CHOCOLATE	U K	585			585	R U	CA CAO ET CHOCOLAT
COFFEE	GER		16		16	ALL	CAFE
	OTHER	8	18		26	AUTRE	
COMMODITY TOTAL		8	34		42		TOTAL DE MARCHANDISE
TEA	U K	53			53	R U	THE
	GER	5		2	7	ALL	
	LIBER	31			31	LIBER	
COMMODITY TOTAL		89		2	91		TOTAL DE MARCHANDISE
VINEGAR	GER	12			12	ALL	VINAIGRE
	LIBER	5			5	LIBER	
COMMODITY TOTAL		17			17		TOTAL DE MARCHANDISE
MISC. FOOD PREP. NES	U K	1,069			1,069	R U	DIV. PREP. ALIM. NDA
	GER	124		228	352	ALL	
	LIBER			7	7	LIBER	
	OTHER			9	9	AUTRE	
COMMODITY TOTAL		1,193		244	1,437		TOTAL DE MARCHANDISE
FEEDS OF ANIMAL ORIGIN	GER			19	19	ALL	PROV. D'ORIGINE ANIMALE
NON-ALCOHOLIC BEVERAGE	GER	5			5	ALL	BOISSONS NON-ALCOOLIQ.
ALE, BEER, STOUT, PORTER	GER	26			26	ALL	ALE, BIERE, STOUT, PORTER
WINES	U K	12			12	R U	VINS
	GER	57			57	ALL	
	LIBER	1			1	LIBER	
COMMODITY TOTAL		70			70		TOTAL DE MARCHANDISE
MISC. ALCOHOLIC BEV.	U K	55			55	R U	BOISS. ALCOOL. OIST.
	GER	133	5,122	1,775	7,030	ALL	
	LIBER	5		388	393	LIBER	
	OTHER	5	2,182	262	2,449	AUTRE	
COMMODITY TOTAL		198	7,304	2,425	9,927		TOTAL DE MARCHANDISE
TOBACCO NES	U K	21			21	R U	TABACS NDA
RAW HIDES AND SKINS	GER	4			4	ALL	PEAUX ET CUIRS BRUT
SEEDS FOR SOWING NES	U K	3			3	R U	GRAINES DE SEMENCE NDA
WOOL AND ANIMAL HAIR	GER			83	83	ALL	LAINES, POILS D'ANIMAL
	LIBER			24	24	LIBER	
COMMODITY TOTAL				107	107		TOTAL DE MARCHANDISE
TEXTILE FIBRES NES	U K	25			25	R U	FIBRES TEXTILES NDA
	GER	22			22	ALL	
COMMODITY TOTAL		47			47		TOTAL DE MARCHANDISE
NON-FERROUS MET. SCRAP	GER			7	7	ALL	DECHETS METAL. NON FER.
CHINA CLAY	U K	3,780			3,780	R U	KACLIN
	GREEK	6,116			6,116	GREQC	
	OTHER	23,580			23,580	AUTRE	
COMMODITY TOTAL		33,476			33,476		TOTAL DE MARCHANDISE
FLUORSPAR	GREEK		6,720		6,720	GREQC	SPATH FLUOR
	LIBER	18,268			18,268	LIBER	
	OTHER	500			500	AUTRE	
COMMODITY TOTAL		18,768	6,720		25,488		TOTAL DE MARCHANDISE
SALT	OTHER	7,975			7,975	AUTRE	SEL
WASTE AND SCRAP NES	GER	28			28	ALL	DECHETS ET REBUTS NDA
LEATHER	U K	3			3	R U	CUIR
RUBBER FAB. MATERIALS	GER	2		3	5	ALL	DEMI-PROD. CAOUTCHOUC
	GREEK		1		1	GREQC	
	OTHER	7			7	AUTRE	
COMMODITY TOTAL		9	1	3	13		TOTAL DE MARCHANDISE
LUMBER AND TIMBER	LIBER			9	9	LIBER	BOIS D'OEUVRE ET CHARP.
FLOORING	GER		70		70	ALL	LAMES POUR PARQUET
VENEER, PLYWOOD	U K	36			36	R U	PLACAGES, CONTRE-PLAQ.
	GER	11			11	ALL	
	OTHER	17			17	AUTRE	
COMMODITY TOTAL		64			64		TOTAL DE MARCHANDISE
WOOD FAB. MATERIALS	GER			100	100	ALL	DEMI-PRODUITS EN BOIS
PAPER NES	OTHER		7		7	AUTRE	PAPIER NDA
PAPERBOARD	U K	607			607	R U	CARTON
BLDG. PAPER AND BOARD	GER			24	24	ALL	PLAQ. CONSTR., PAP/CART.
WET MACHINE BOARD	GREEK		10		10	GREQC	CARTON EN PATE PRESSE
COROAGE, TWINE, ROPE	U K	8			8	R U	COROAGE, FICELLE, COROE
	DENMK	9			9	DANMK	
	GER	102			102	ALL	
	LIBER	12			12	LIBER	
COMMODITY TOTAL		131			131		TOTAL DE MARCHANDISE

TABLE 2. CARGOES UNLOADED AT CANADIAN PORTS FROM FOREIGN COUNTRIES.

TABLEAU 2. MARCHANDISES DECHARGEES DANS LES PORTS CANADIENS EN PROVENANCE DE PAYS ETRANGERS.

COUNTRY OF ORIGIN AND KIND OF CARGO	REGISTRY OF VESSEL	ATLANTIC	GREAT LAKES	PACIFIC	TOTAL	IMMATIC. DU NAVIRE	PAYS D'ORIGINE ET MARCHANDISE
		ATLANTIQUE	GRANDS LACS	PACIFIQUE	TOTAL		
UNITED KINGDOM CONT. TEXTILE FAB.MTL NES	U K GER SWEDN LIBER	1,044 13 8 2		263	1,044 276 8 2	R U ALL SUEDE LIBER	ROYAUME-UNI SUITE OUVR.EN MAT.TEXT.NDA
COMMODITY TOTAL		1,067		263	1,330		TOTAL DE MARCHANDISE
VEG.OILS,FATS NES	NORW		1,779		1,779	NORV	HUIL.MAT.GRAS.VEG.NDA
OILS,FATS,WAXES NES	U K GER	1 23			1 23	R U ALL	HUIL.MAT.GRAS.CIRE NDA
METALLIC SALTS	OTHER	3,501		32	3,533	AUTRE	SELS METALLIQUES
COMMODITY TOTAL		3,524		32	3,556		TOTAL DE MARCHANDISE
INORGANIC CHEMS. NES	GER NORW LIBER OTHER	37 16,027 13		219	256 16,027 11 13	ALL NORV LIBER AUTRE	PROD.CHIM.INORG.NDA
COMMODITY TOTAL		16,077		230	16,307		TOTAL DE MARCHANDISE
ORGANIC CHEMICALS NES	U K DENMK GER	695 180			695 180	R U DANMK ALL	PROD.CHIM.ORGAN.NDA
	NORW LIBER OTHER	8,150 2,260 3	3	334	337 8,150 2,260 20	NORV LIBER AUTRE	
COMMODITY TOTAL		11,208	3	351	11,642		TOTAL DE MARCHANDISE
AGRICULTURAL CHEMICALS	GER CAN	70 19			70 19	ALL CAN	PROD.CHIM.AGRICOLES
COMMODITY TOTAL		89			89		TOTAL DE MARCHANDISE
PLASTIC MATERIALS	U K GER LIBER	692 27 2			692 35 2	R U ALL LIBER	MATIERES PLASTIQUES
COMMODITY TOTAL		721		8	729		TOTAL DE MARCHANDISE
DYESTUFF,PIGMENT,PAINT	GER OTHER	1 5		3	4 5	ALL AUTRE	MAT.COLOR.PIG.PEINTURE
COMMODITY TOTAL		6		3	9		TOTAL DE MARCHANDISE
CHEM.SPECIALTIES NES	U K DENMK GER	101 9 22			101 9 22	R U DANMK ALL	PROD.CHIM.SPECIALIAUX NDA
COMMODITY TOTAL		132			132		TOTAL DE MARCHANDISE
LUBRICATING OIL,GREASE	GER NORW			6	6 385	ALL NORV	HUILE,GRATISSE LUBRIF.
COMMODITY TOTAL		385		6	391		TOTAL DE MARCHANDISE
COKE	U K GER GREEK NORW LIBER CAN OTHER	1,342 7,684 13,577 20,957 16,109	5,124		1,342 12,808 13,577 20,957 16,109	R U ALL GRECQ NORV LIBER CAN AUTRE	COKE
COMMODITY TOTAL		4,076	2,240		4,076 71,109		TOTAL DE MARCHANDISE
ASPHALTS,ROAD OILS	GER	63,745	7,364		60	ALL	ASPHALTE,BITUME LIQD.
COAL TAR,PITCH	U K GER NORW LIBER	27 32 59			27 11,761 6,504 32	R U ALL NORV LIBER	GOUDRON,BRAI DE BOUIL.
COMMODITY TOTAL		63,745		18,265	18,324		TOTAL DE MARCHANDISE
FERRO-ALLOYS	U K	11			11	R U	FERRO-ALLIAGES
PRIMARY IRON,STEEL NES	U K GER GREEK LIBER OTHER		1,087 23 708		1,087 6,883 708 6 12	R U R U ALL GRECQ LIBER AUTRE	FER,ACIER PRIMAIR.NDA
COMMODITY TOTAL		6,374	1,818	504	8,696		TOTAL DE MARCHANDISE
CASTINGS,FORGINGS	U K GER OTHER	361 638 999	1,410 20		1,771 20 638	R U ALL AUTRE	MOUL.PIECES FORGEES
COMMODITY TOTAL		999	1,430		2,429		TOTAL DE MARCHANDISE
BAR AND RODS,STEEL	U K GER GREEK LIBER OTHER		576 797		576 354 797 703 214	R U ALL GRECQ LIBER AUTRE	BARRES ET TIGES ACIER
COMMODITY TOTAL		340	1,373	931	2,644		TOTAL DE MARCHANDISE
PLATE & SHEET STEEL	U K DENMK GER GREEK NORW LIBER OTHER	12,842 1,066 2,840	312 4		13,154 1,066 2,864	R U DANMK ALL GRECQ NORV LIBER AUTRE	TOLES,FEUILLES DACIER
COMMODITY TOTAL		2,840	1,053	20	2,864		TOTAL DE MARCHANDISE
STRUCTURAL SHAPES	U K DENMK GER GREEK NETH NORW SWEDN LIBER	4,686 68 5,250 26,752 14,689 3,658 5,533	1,369 13,491	4,022 1,163	5,250 32,143 39,805 3,658 6,696 243 1,635 1,100 31	R U DANMK ALL GRECQ P.BAS NORV SUEDE LIBER	PROFILES DE CONSTRUCT.
COMMODITY TOTAL		5,250	243	4,075	4,075		TOTAL DE MARCHANDISE

TABLE 2. CARGOES UNLOADED AT CANADIAN PORTS FROM FOREIGN COUNTRIES.

TABEAU 2. MARCHANDISES DECHARGEES DANS LES PORTS CANADIENS EN PROVENANCE DE PAYS ETRANGERS.

COUNTRY OF ORIGIN AND KIND OF CARGO	REGISTRY OF VESSEL	ATLANTIC ATLANTIQUE	GREAT LAKES GRANDS LACS	PACIFIC PACIFIQUE	TOTAL TOTAL	IMMATIC. DU NAVIRE	PAYS D'ORIGINE ET MARCHANDISE
UNITED KINGDOM CONT.							ROYAUME-UNI SUITE
	CAN	4,553			4,553	CAN	
	OTHER	4,072			4,072	AUTRE	
COMMODITY TOTAL		35,271	13,734	16,863	65,868		TOTAL DE MARCHANDISE
RAILS & TRACK MATERIAL	GER			115	115	ALL	RAILS, MAT. VOIE FERREE
	LIBER			800	800	LIBER	
	OTHER	77			77	AUTRE	
COMMODITY TOTAL		77		915	992		TOTAL DE MARCHANDISE
PIPES, TUBES: IRON, STEEL	U K	121	419		540	R U	TUYAUX, TUBES: FER, ACIER
	DENMK	433			433	DANMK	
	GER	1,209			1,209	ALL	
	NETH	104			104	P.BAS	
	NORW	78			78	NORV	
	LIBER	11		700	711	LIBER	
	CAN	1,257			1,257	CAN	
	OTHER	194			194	AUTRE	
COMMODITY TOTAL		3,407	419	700	4,526		TOTAL DE MARCHANDISE
WIRE	U K	4			4	R U	FIL METALLIQUE
	GER	145		14	159	ALL	
	LIBER	103		700	803	LIBER	
	OTHER	28			28	AUTRE	
COMMODITY TOTAL		280		714	994		TOTAL DE MARCHANDISE
ALUMINUM	LIBER			9	9	LIBER	ALUMINIUM
	OTHER	530			530	AUTRE	
COMMODITY TOTAL		530		9	539		TOTAL DE MARCHANDISE
NON-FERROUS METALS NES METAL FAB. BASIC PROD.	U K	22			22	R U	METEAUX NON-FERREUX NDA
	U K	1,602			1,602	R U	OUVR. DE BASE EN METAL
	DENMK	31			31	DANMK	
	GER	1,260	3	1,171	2,434	ALL	
	GREEK		320		320	GRECC	
	NETH	83			83	P.BAS	
	LIBER	52		118	170	LIBER	
	CAN	42			42	CAN	
	OTHER	485			485	AUTRE	
COMMODITY TOTAL		3,555	323	1,289	5,167		TOTAL DE MARCHANDISE
BRICKS, TILES NES	U K	20			20	R U	BRICKS, TUILLES NDA
	GER	231		28	259	ALL	
	GREEK	1,029			1,029	GRECC	
	LIBER	18			18	LIBER	
	OTHER				19	AUTRE	
COMMODITY TOTAL		1,298		47	1,345		TOTAL DE MARCHANDISE
GLASS BASIC PRODUCTS	U K	34			34	R U	OUVR. DE BASE EN VERRE
	GER	697		560	1,257	ALL	
	GREEK		284		284	GRECC	
	LIBER	23		26	49	LIBER	
	OTHER			4	4	AUTRE	
COMMODITY TOTAL		754	284	590	1,628		TOTAL DE MARCHANDISE
ASBESTOS BASIC PROD. CEMENT BASIC PROD. NON-MET. MIN. BASIC PROD.	GER			7	7	ALL	OUVR. DE BASE AMIANTE
	U K	18			18	R U	OUVR. DE BASE CIMENT
	GER	48		59	107	ALL	PROD. MIN. NON-MET. BASE
	CAN	117			117	CAN	
	OTHER	1,110			1,110	AUTRE	
COMMODITY TOTAL		1,275		59	1,334		TOTAL DE MARCHANDISE
MISC. FABRICATED PROD.	U K	89			89	R U	OUVRAGES DIVERS
	GER	193	7	37	237	ALL	
	SWEDN			1	1	SUEDE	
	OTHER	3			3	AUTRE	
COMMODITY TOTAL		285	7	38	330		TOTAL DE MARCHANDISE
TRACTORS	U K	1,757			1,757	R U	TRACTEURS
	DENMK	30			30	DANMK	
	GER		64	393	457	ALL	
	GREEK		44		44	GRECC	
	OTHER	375			375	AUTRE	
COMMODITY TOTAL		2,162	108	393	2,663		TOTAL DE MARCHANDISE
MACHINERY NES	U K	1,067	1,942		3,009	R U	MACHINES NDA
	DENMK	941		254	1,195	DANMK	
	GER	2,005	614	1,030	3,649	ALL	
	GREEK		760		760	GRECC	
	NETH	22			22	P.BAS	
	SWEDN	208		60	268	SUEDE	
	LIBER	4		26	30	LIBER	
	CAN	205			205	CAN	
	OTHER	446	175	17	638	AUTRE	
COMMODITY TOTAL		4,898	3,491	1,387	9,776		TOTAL DE MARCHANDISE
RAILWAY ROLLING STOCK PASS. AUTOS AND CHASSIS	U K		897	35	932	R U	MAT. ROUL. DE CH. DE FER
	U K	19,065			19,065	R U	VOITURES PART., CHASSIS
	GER	140		49	189	ALL	
	GREEK		1		1	GRECC	
	NETH	26			26	P.BAS	
	NORW	1,625			1,625	NORV	
	SWEDN	9		31	40	SUEDE	
	OTHER	600			600	AUTRE	
COMMODITY TOTAL		21,465	1	80	21,546		TOTAL DE MARCHANDISE
BUSES AND CHASSIS	U K	16			16	R U	AUTOBUS ET CHASSIS
	SWEDN				52	SUEDE	
COMMODITY TOTAL		16			52		TOTAL DE MARCHANDISE
TRUCKS AND CHASSIS	U K	4			4	R U	CAMIONS ET CHASSIS

TABLE 2. CARGOES UNLOADED AT CANADIAN PORTS FROM FOREIGN COUNTRIES.

TABLEAU 2. MARCHANDISES DECHARGEES DANS LES PORTS CANADIENS EN PROVENANCE DE PAYS ETRANGERS.

COUNTRY OF ORIGIN AND KIND OF CARGO	REGISTRY OF VESSEL	ATLANTIC ATLANTIQUE	GREAT LAKES GRANDS LACS	PACIFIC PACIFIQUE	TOTAL TOTAL	INMATIC. DU NAVIRE	PAYS D'ORIGINE ET MARCHANDISE
UNITED KINGDOM CONT. MOTOR VEHICLE ENGINES	U K	77			77	R U	ROYAUME-UNI SUITE
	DENMK	108			108	DANMK	MOTEURS DE VEH.AUTOM.
	GER	12		17	29	ALL	
COMMODITY TOTAL		197		17	214		TOTAL DE MARCHANDISE
ROAD MOTOR VEH. NES	U K	2,167			2,167	R U	VEH.AUTOM.ROUTIERS NOA
	GER			69	69	ALL	
	GREEK		5		5	GRECC	
	SWEON			6	6	SUEDE	
COMMODITY TOTAL		2,167	5	75	2,247		TOTAL DE MARCHANDISE
SHIPS, AIRCRAFT, MIS. VEH	U K	4		14	18	R U	NAVIRES, AVIONS, VEH.OIV
	DENMK	5			5	DANMK	
	GER	39			39	ALL	
	GREEK	643	18		661	GRECC	
	SWEON			47	47	SUEDE	
	LIBER	4			4	LIBER	
	OTHER	235			235	AUTRE	
COMMODITY TOTAL		930	18	61	1,009		TOTAL DE MARCHANDISE
RUBBER TIRES AND TUBES	GER	8			8	ALL	PNEUS, CHAMBRES A AIR
EQUIPMENT MISC.	U K	262	55		317	R U	MATERIEL OIVERS
	DENMK	147			147	DANMK	
	GER	323		138	461	ALL	
	GREEK	86	10		96	GRECC	
	NETH	30			30	P.BAS	
	SWEON	61			61	SUEDE	
	LIBER	3		24	27	LIBER	
	CAN	60			60	CAN	
	OTHER	919	218	11	1,148	AUTRE	
COMMODITY TOTAL		1,891	283	173	2,347		TOTAL DE MARCHANDISE
PERSONAL, HSEHOLD GOODS	U K	685			685	R U	ART.PERS.ET MENAGERS
	GER	97		193	290	ALL	
	NORW	1			1	NORV	
	SWEON	76			76	SUEDE	
	LIBER	14		7	21	LIBER	
	OTHER		8	4	12	AUTRE	
COMMODITY TOTAL		873	8	204	1,085		TOTAL DE MARCHANDISE
FIREARMS, AMMUNITION	GER		8	2	2	ALL	ARMES A FEU, MUNITIONS
CONTAINERS, CLOSURES	U K	1,194			1,194	R U	CONTENEURS, FERMETURES
	DENMK	19			19	DANMK	
	GER	271		15	286	ALL	
	LIBER	100			100	LIBER	
	CAN	34			34	CAN	
	OTHER	13			13	AUTRE	
COMMODITY TOTAL		1,631		15	1,646		TOTAL DE MARCHANDISE
MISC. END PRODUCTS NES	U K	14			14	R U	PRODUITS FINIS DIV.NDA
	GER	101		105	206	ALL	
	LIBER	58		43	101	LIBER	
	OTHER	2		7	9	AUTRE	
COMMODITY TOTAL		175		155	330		TOTAL DE MARCHANDISE
GENERAL CARGO	U K	4,682		326	5,008	R U	MARCHANDISES DIVERSES
	DENMK	29			29	DANMK	
	GER	1,343		90	1,433	ALL	
	GREEK	926			926	GRECC	
	NETH	545			545	P.BAS	
	SWEON	1,746		31	1,777	SUEDE	
	LIBER			3	3	LIBER	
	OTHER	18		4	22	AUTRE	
COMMODITY TOTAL		9,289		454	9,743		TOTAL DE MARCHANDISE
CONTAINERIZED FREIGHT	U K	531,196		8,287	539,483	R U	FRET CONTENEURESE
	DENMK			9,997	9,997	DANMK	
	GER	5,237	5,066		10,303	ALL	
	NETH	4,168			4,168	P.BAS	
	NORW	89			89	NORV	
	SWEON	4,111		15,600	19,711	SUEDE	
	OTHER	63,591	2,211		65,802	ALL	
COMMODITY TOTAL		608,392	7,277	33,884	649,553		TOTAL DE MARCHANDISE
COUNTRY/REGION TOTAL		896,928*	56,147*	85,798*	1,038,873*		TOTAL DE PAYS/REGION
BELGIUM-LUXEMB							BELGIQUE-LUX.
MEAT AND MEAT PREP.NES	DENMK	6			6	DANMK	VIANDES ET PREP.NDA
FISH, SALTED OR CURED	GER	17			17	ALL	POISSON, SALE OU FUME
BUTTER	LIBER	4,200			4,200	LIBER	BEURRE
CHEESE	GER			4	4	ALL	FROMAGE
	LIBER			6	6	LIBER	
	OTHER			6	6	AUTRE	
COMMODITY TOTAL				16	16		TOTAL DE MARCHANDISE
BAKERY PROD.INC.FROZEN	GER			3	3	ALL	PROD.BOUL., PROD.CONG.
FRUIT, PRES.NOT CANNED	DENMK	7			7	DANMK	CONS. FRUITS NON BOITE
NUTS, EXC.OIL NUTS NES	OTHER	4			4	AUTRE	NOIX, SAUF OLEAG.NDA
VEGETABLE PREP.NES	GER			11	11	ALL	PREP. DE LEGUMES NOA
SUGAR PREPARATIONS	OTHER	30			30	AUTRE	PREP. A BASE DE SUCRE
SPICES	GER	5			5	ALL	EPICES
	OTHER			2	2	AUTRE	
COMMODITY TOTAL		5		2	7		TOTAL DE MARCHANDISE
MISC. FOOD PREP.NES	GER			54	54	ALL	DIV.PREP.ALIM.NDA

TABLE 2. CARGOES UNLOADED AT CANADIAN PORTS FROM FOREIGN COUNTRIES.

TABEAU 2. MARCHANDISES DECHARGEES DANS LES PORTS CANADIENS EN PROVENANCE DE PAYS ETRANGERS.

COUNTRY OF ORIGIN AND KIND OF CARGO	REGISTRY OF VESSEL	ATLANTIC ATLANTIQUE	GREAT LAKES GRANDS LACS	PACIFIC PACIFIQUE	TOTAL TOTAL	IMMATIC. DU NAVIRE	PAYS D'ORIGINE ET MARCHANDISE
BELGIUM-LUXEMB CONT.							BELGIQUE-LUX. SUITE
	LIBER			23	23	LIBER	
	OTHER			15	15	AUTRE	
COMMODITY TOTAL				92	92		TOTAL DE MARCHANDISE
ALE, BEER, STOUT, PORTER WINES	CAN	57			57	CAN	ALE, BIERE, STOUT, PORTER VINS
	GER		26	12	38	ALL	
	CAN	2			2	CAN	
	OTHER	64			64	AUTRE	
COMMODITY TOTAL		66	26	12	104		TOTAL DE MARCHANDISE
DIST. ALCOHOLIC BEV.	GER			446	446	ALL	BOISS. ALCOOL. DIST.
	LIBER			130	130	LIBER	
	OTHER	64		271	335	AUTRE	
COMMODITY TOTAL		64		847	911		TOTAL DE MARCHANDISE
NURSERY, GREENHOUSE STOCK	DENMK	16			16	DANMK	PROD. PEPINIERE, SERRE
	NETH	3			3	P. BAS	
	SWEDN	1			1	SUEDE	
	LIBER			1	1	LIBER	
	OTHER	4			4	AUTRE	
COMMODITY TOTAL		24		1	25		TOTAL DE MARCHANDISE
TEXTILE FIBRES NES	U K			454	454	R U	FIBRES TEXTILES NOA
RUBBER FAB. MATERIALS	DENMK	5			5	DANMK	DEMI-PROD. CAOUTCHOUC
VENEER, PLYWOOD	GER		2		2	ALL	PLACAGES, CONTRE-PLAQ.
PAPER NES	GER			2	2	ALL	PAPIER NOA
CORDAGE, TWINE, ROPE	U K			498	498	R U	CORDAGE, FICELLE, CORDE
	GER			2	2	ALL	
	OTHER			2	2	AUTRE	
COMMODITY TOTAL				2,123	2,123		TOTAL DE MARCHANDISE
TEXTILE FAB. MTL NES	GER		9	2	11	ALL	OUVR. EN MAT. TEXT. NOA
METALLIC SALTS	DENMK	3,641			3,641	DANMK	SELS METALLIQUES
	OTHER	3,362			3,362	AUTRE	
COMMODITY TOTAL		7,003			7,003		TOTAL DE MARCHANDISE
INORGANIC CHEMS. NES	GER		8	34	42	ALL	PROD. CHIM. INORG. NOA
	NORW	10,000			10,000	NORV	
	LIBER	4,378		53	4,431	LIBER	
	OTHER	4			4	AUTRE	
COMMODITY TOTAL		14,382	8	87	14,477		TOTAL DE MARCHANDISE
ORGANIC CHEMICALS NES	DENMK	83			83	DANMK	PROD. CHIM. ORGAN. NOA
	GER	45	12	17	74	ALL	
	LIBER			5	5	LIBER	
	OTHER	19	5	28	52	AUTRE	
COMMODITY TOTAL		147	17	50	214		TOTAL DE MARCHANDISE
AGRICULTURAL CHEMICALS	OTHER			21	21	AUTRE	PROD. CHIM. AGRICOLES
PLASTIC MATERIALS	OTHER	120			120	AUTRE	MATIERES PLASTIQUES
DYE STUFF, PIGMENT, PAINT	DENMK	31			31	DANMK	MAT. COLOR. PIG. PEINTURE
CHEM. SPECIALTIES NES	LIBER			3	3	LIBER	PROD. CHIM. SPECIAUX NOA
COAL TAR, PITCH	GER			40	40	ALL	GOUDRON, BRAI DE BOUIL.
PRIMARY IRON, STEEL NES	U K	6,673	1,690		8,363	R U	FER, ACIER PRIMAIR. NOA
	GER	82			82	ALL	
	GREEK		3,700		3,700	GRECC	
COMMODITY TOTAL		6,755	5,390		12,145		TOTAL DE MARCHANDISE
BARS AND RODS, STEEL	U K	11,324		12,436	23,760	R U	BARRES ET TIGES ACIER
	DENMK	5,468	1,000		6,468	DANMK	
	GER	9,871		908	10,779	ALL	
	GREEK		3,000	1,800	4,800	GRECC	
	NORW		50		50	NORV	
	SWEDN	1			1	SUEDE	
	LIBER			775	775	LIBER	
	OTHER	9,089	5,626	7,293	22,008	AUTRE	
COMMODITY TOTAL		35,753	9,676	23,212	68,641		TOTAL DE MARCHANDISE
PLATE & SHEET STEEL	U K	641	3,234	4,263	8,138	R U	TOLES, FEUILLES D'ACIER
	DENMK	23,213	10,923		34,136	DANMK	
	GER	29,718			29,718	ALL	
	GREEK		3,000		3,000	GRECC	
	NORW		890		890	NORV	
	LIBER	924	4,605	774	6,303	LIBER	
	PANAM	1,272			1,272	PANAM	
	CAN	920			920	CAN	
	OTHER	30,099	11,863	5,568	47,530	AUTRE	
COMMODITY TOTAL		86,787	34,515	10,605	131,907		TOTAL DE MARCHANDISE
STRUCTURAL SHAPES	U K	4,437	16,128	39,737	60,302	R U	PROFILES DE CONSTRUCT.
	DENMK	35,257	1,000		36,257	DANMK	
	GER	46,498		3	46,501	ALL	
	GREEK		7,898	6,180	14,078	GRECC	
	NORW	5,926	840		6,766	NORV	
	LIBER		4,605	215	4,820	LIBER	
	CAN	500			500	CAN	
	OTHER	25,092	15,202	18,937	59,231	AUTRE	
COMMODITY TOTAL		117,710	45,676	65,069	228,455		TOTAL DE MARCHANDISE
RAILS & TRACK MATERIAL	U K			40	40	R U	RAILS, MAT. VOIE FERREE
	DENMK	3,509			3,509	DANMK	
	GER	880			880	ALL	
	OTHER	15,434		32	15,466	AUTRE	
COMMODITY TOTAL		19,823		72	19,895		TOTAL DE MARCHANDISE
PIPES, TUBES: IRON, STEEL	U K	650		1,723	2,373	R U	TUYAUX, TUBES: FER, ACIER
	DENMK	1,379			1,379	DANMK	
	GER	4,615		5	4,620	ALL	
	OTHER	901		107	1,008	AUTRE	
COMMODITY TOTAL		7,545		1,835	9,380		TOTAL DE MARCHANDISE

TABLE 2. CARGOES UNLOADED AT CANADIAN PORTS FROM FOREIGN COUNTRIES.

TABLÉAU 2. MARCHANDISES DECHARGÉES DANS LES PORTS CANADIENS EN PROVENANCE DE PAYS ÉTRANGERS.

COUNTRY OF ORIGIN AND KIND OF CARGO	REGISTRY OF VESSEL	ATLANTIC ATLANTIQUE	GREAT LAKES GRANDS LACS	PACIFIC PACIFIQUE	TOTAL TOTAL	IMMATIC. DU NAVIRE	PAYS D'ORIGINE ET MARCHANDISE
BELGIUM-LUXEMB WIRE	CONT.			10	10	R U	BELGIQUE-LUX. SUITE FIL METALLIQUE
	U K					DANMK	
	DENMK	138			138	ALL	
	GER	217	14	81	312	LIBER	
	LIBER			60	60	PANAM	
	PANAM	7			7	CAN	
	CAN					OUTRE	
	OTHER	330		43	330		
COMMODITY TOTAL ALUMINUM		121	14	194	1,021		TOTAL DE MARCHANDISE ALUMINIUM
	GER	813	27	61	91	ALL	
	LIBER	3		39	39	LIBER	
	OTHER		3	118	121	OUTRE	
COMMODITY TOTAL NON-FERROUS METALS NES METAL FAB. BASIC PRDD.		3	30	218	251		TOTAL DE MARCHANDISE METAUX NON-FERREUX NDA
	OTHER	219		11	11	OUTRE	METAUX NON-FERREUX NDA
	DENMK	13			219	DANMK	DUVR. DE BASE EN METAL
	GER		30	250	293	ALL	
	SWEDN			21	21	SUEDE	
	LIBER			11	11	LIBER	
	OTHER			26	26	OUTRE	
COMMODITY TOTAL BRICKS, TILES NES		232	30	308	570		TOTAL DE MARCHANDISE BRIQUES, TUILLES NDA
	GER	1,574			1,574	ALL	
	OTHER	454			454	OUTRE	
COMMODITY TOTAL GLASS BASIC PRDDUCTS		2,028			2,028		TOTAL DE MARCHANDISE DUVR. DE BASE EN VERRE
	DENMK	45			45	DANMK	
	GER	128	270	515	913	ALL	
	LIBER			66	66	LIBER	
	CAN	200			200	CAN	
	OTHER	3	26	69	98	OUTRE	
COMMODITY TOTAL ASBESTOS BASIC PRDD.		376	296	650	1,322		TOTAL DE MARCHANDISE DUVR. DE BASE AMIANTE
	U K			301	301	R U	
	GER		8		8	ALL	
	LIBER			7	7	LIBER	
	OTHER	44		14	58	OUTRE	
COMMODITY TOTAL CEMENT		44	8	322	374		TOTAL DE MARCHANDISE CIMENT
	DENMK	6			6	DANMK	
	OTHER			5	5	OUTRE	
COMMODITY TOTAL CEMENT BASIC PRDD. NON-MET. MIN. BASIC PRDD. MISC. FABRICATED PRDD.		6			11		TOTAL DE MARCHANDISE DUVR. DE BASE CIMENT
	DENMK	1			1	DANMK	PROD. MIN. NON-MET. BASE
	DENMK	4			4	DANMK	DUVRAGES DIVERS
	DENMK	79			79	DANMK	
	OTHER	41			41	OUTRE	
COMMODITY TOTAL TRACTORS		120			120		TOTAL DE MARCHANDISE TRACTEURS
	DENMK	139	116		255	DANMK	
	GER	605		80	685	ALL	
	GREEK		328		328	GRECC	
	NORW		18		18	NORV	
	OTHER			2	2	OUTRE	
COMMODITY TOTAL MACHINERY NES		6,592	392		6,986		TOTAL DE MARCHANDISE MACHINES NDA
	DENMK	7,336	854	82	8,272		
	DENMK	390			390	DANMK	
	GER	360	42	247	649	ALL	
	GREEK	5,478	67	25	5,570	GRECC	
	SWEDN	42		389	431	SUEDE	
	LIBER			109	109	LIBER	
	OTHER	608			608	OUTRE	
COMMODITY TOTAL PASS. AUTOS AND CHASSIS		6,878	109	770	7,757		TOTAL DE MARCHANDISE VOITURES PART., CHASSIS
	U K		17		17	R U	
	DENMK	20	26		46	DANMK	
	GER	90		2	92	ALL	
	GREEK		15		15	GRECC	
	NETH	716			716	P. BAS	
	SWEDN	3			3	SUEDE	
	OTHER	1,693	759		2,452	OUTRE	
COMMODITY TOTAL TRUCKS AND CHASSIS		2,922	817	2	3,341		TOTAL DE MARCHANDISE CAMIONS ET CHASSIS
	GER			26	26	ALL	
	NORW		227		227	NORV	
COMMODITY TOTAL MOTOR VEHICLE ENGINES			227	26	253		TOTAL DE MARCHANDISE MOTEURS DE VEH. AUTOM.
	DENMK	51			51	DANMK	
	GER			3	3	ALL	
	NETH	1			1	P. BAS	
	SWEDN	2			2	SUEDE	
	OTHER	7			7	OUTRE	
COMMODITY TOTAL ROAD MOTOR VEH. NES		61		3	64		TOTAL DE MARCHANDISE VEH. AUTOM. ROUTIERS NDA
	GER	35			35	ALL	
	OTHER	37			37	OUTRE	
COMMODITY TOTAL SHIPS, AIRCRAFT, MIS. VEH		72			72		TOTAL DE MARCHANDISE NAVIRES, AVIONS, VEH. DIV
	DENMK	698			698	DANMK	
	OTHER	1	2		3	OUTRE	
COMMODITY TOTAL RUBBER TIRES AND TUBES EQUIPMENT MISC.		699	2		701		TOTAL DE MARCHANDISE PNEUS, CHAMBRES A AIR
	SWEDN			99	99	SUEDE	MATERIEL DIVERS
	U K			6	6	R U	
	DENMK	68			68	DANMK	
	GER		7	130	137	ALL	
	NETH	3			3	P. BAS	
	SWEDN			12	12	SUEDE	
	LIBER			1	1	LIBER	
	OTHER	2	21		26	OUTRE	
COMMODITY TOTAL		73	28	152	253		TOTAL DE MARCHANDISE

TABLE 2. CARGOES UNLOADED AT CANADIAN PORTS FROM FOREIGN COUNTRIES.

TABEAU 2. MARCHANDISES DECHARGEES DANS LES PORTS CANADIENS EN PROVENANCE DE PAYS ETRANGERS.

COUNTRY OF ORIGIN AND KIND OF CARGO	REGISTRY OF VESSEL	ATLANTIC ATLANTIQUE	GREAT LAKES GRANDS LACS	PACIFIC PACIFIQUE	TOTAL TOTAL	IMMATIC. OU NAVIRE	PAYS D'ORIGINE ET MARCHANDISE
BELGIUM-LUXEMB CONT. PERSONAL,HOUSEHOLD GOODS	DENMK	84			84	DANMK	BELGIQUE-LUX. SUITE ART.PERS.ET MENAGERS
	GER		7	18	25	ALL	
	NETH	95			95	P.BAS	
	SWEON	238			238	SUEDE	
	LIBER			77	77	LIBER	
	OTHER	6		9	15	AUTRE	
COMMODITY TOTAL CONTAINERS,CLOSURES		423	7	104	534		TOTAL DE MARCHANDISE CONTENEURS,FERMETURES
	GER		4		4	ALL	
	SWEON			1	1	SUEDE	
	OTHER			2	2	AUTRE	
COMMODITY TOTAL MISC. END PRODUCTS NES		4	4	3	7		TOTAL DE MARCHANDISE PRODUITS FINIS DIV.NDA
	DENMK				4	DANMK	
	GER		5		5	ALL	
	LIBER			43	43	LIBER	
COMMODITY TOTAL GENERAL CARGO		4	5	43	52		TOTAL DE MARCHANDISE MARCHANDISES DIVERSES
	U K	158			158	R U	
	DENMK	13			13	DANMK	
	GER	31		18	49	ALL	
	GREEK		13		13	GRECQ	
	NETH	678			678	P.BAS	
	SWEON	3,375			3,384	SUEDE	
	LIBER			9	5	LIBER	
	CAN	49			49	CAN	
	OTHER	16	35	2	53	AUTRE	
COMMODITY TOTAL CONTAINERIZED FREIGHT		4,320	48	34	4,402		TOTAL DE MARCHANDISE FRET CONTENEURESE
	U K	225,616		1,441	227,057	R U	
	DENMK	43,954		2,144	46,098	DANMK	
	GER	69,738			69,738	ALL	
	GREEK		6		6	GRECQ	
	NETH	3,549			3,549	P.BAS	
	NORW		370		370	NORV	
	SWEON	14,008		5,125	19,133	SUEDE	
	OTHER	154,462	3,416		157,878	AUTRE	
COMMODITY TOTAL		511,327	3,792	8,710	523,829		TOTAL DE MARCHANDISE
COUNTRY/REGION TOTAL		837,883*	101,590*	116,795*	1,056,268*		TOTAL DE PAYS/REGION
DENMARK							DANEMARK
VENEER,PLYWOOD	SWEON	17			17	SUEDE	PLACAGES,CONTRE-PLAQ.
METALLIC SALTS	DENMK	2,955			2,955	DANMK	SELS METALLIQUES
	SWEON	2,838			2,838	SUEDE	
COMMODITY TOTAL ALUMINIUM		5,793			5,793		TOTAL DE MARCHANDISE ALUMINIUM
BUILDING BRICK, CLAY	OTHER	128			128	AUTRE	BRIQA BATIR ARGILE
BRICKS,TILES NES	OTHER	1,254			1,254	AUTRE	BRIQUES,TUILES NDA
MACHINERY NES	NORW	1,024			1,024	NORV	MACHINES NDA
	NORW	746			746	NORV	
	SWEON	48		25	73	SUEDE	
	OTHER	123			123	AUTRE	
COMMODITY TOTAL PASS.AUTOS AND CHASSIS SHIPS,AIRCRAFT,MIS.VEH EQUIPMENT MISC. GENERAL CARGO		917		25	942		TOTAL DE MARCHANDISE VOITURES PART.,CHASSIS NAVIRES,AVIONS,VEH.DIV MATERIEL DIVERS MARCHANDISES DIVERSES
CONTAINERIZED FREIGHT	OTHER	43			43	AUTRE	FRET CONTENEURESE
	U K			15	15	R U	
	OTHER	2			2	AUTRE	
	SWEON	3			3	SUEDE	
	U K			1,051	1,051	R U	
	DENMK			603	603	DANMK	
	SWEON			1,584	1,584	SUEDE	
COMMODITY TOTAL				3,238	3,238		TOTAL DE MARCHANDISE
COUNTRY/REGION TOTAL		9,181*	*	3,278*	12,459*		TOTAL DE PAYS/REGION
FINLAND							FINLANDE
BAKERY PROD.,INC.FROZEN	GER			2	2	ALL	PROD.BOUL.,PRDD.CONG.
	OTHER			2	2	AUTRE	
COMMODITY TOTAL BOLTS,ROUND TIMBER		3,780			3,780		TOTAL DE MARCHANDISE BILLOTS,BOIS RONDs
	DENMK	4,000			4,000	DANMK	
	GER	7,780			7,780	ALL	
COMMODITY TOTAL STONE,CRUDE NES VENEER,PLYWOOD		9			9		TOTAL DE MARCHANDISE PIERRE BRUTE NDA
	SWEON			48	48	SUEDE	PLACAGES,CONTRE-PLAQ.
	GER		899		899	ALL	
	NORW				43	NORV	
	SWEON	43			43	SUEDE	
	PANAM			12	12	PANAM	
	OTHER	611		35	646	AUTRE	
COMMODITY TOTAL PAPER NES METAL FAB.BASIC PRDD. GLASS BASIC PRODUCTS MACHINERY NES		654	899	95	1,648		TOTAL DE MARCHANDISE PAPIER NDA OUVR.DE BASE EN METAL OUVR.DE BASE EN VERRE MACHINES NDA
	GER			4	4	ALL	
	PANAM			1	1	PANAM	
	PANAM			10	10	PANAM	
	GER			6	6	ALL	
	GREEK			32	32	GRECQ	
	NETH		235		235	P.BAS	
	SWEON	5			5	SUEDE	
	PANAM			26	26	PANAM	
	OTHER			27	27	AUTRE	
COMMODITY TOTAL		5	235	91	331		TOTAL DE MARCHANDISE

TABLE 2. CARGOES UNLOADED AT CANADIAN PORTS FROM FOREIGN COUNTRIES.

TABLEAU 2. MARCHANDISES DECHARGEES DANS LES PORTS CANADIENS EN PROVENANCE DE PAYS ETRANGERS.

COUNTRY OF ORIGIN AND KIND OF CARGO	REGISTRY OF VESSEL	ATLANTIC ATLANTIQUE	GREAT LAKES GRANDS LACS	PACIFIC PACIFIQUE	TOTAL TOTAL	IMMATIC. OU NAVIRE	PAYS D'ORIGINE ET MARCHANDISE
FINLAND SHIPS, AIRCRAFT, MIS. VEH	GREEK OTHER			29 1	29 1	GRECC AUTRE	FINLANDE NAVIRE, AVIONS, VEH. DIV
COMMODITY TOTAL EQUIPMENT MISC.	GER GREEK NETH OTHER		235	30 42 21	30 42 21	ALL GRECC P. BAS AUTRE	TOTAL DE MARCHANDISE MATERIEL DIVERS
COMMODITY TOTAL PERSONAL, HOUSEHOLD GOODS	GER GREEK PANAM		235	20 83	20 83	ALL GRECC PANAM	TOTAL DE MARCHANDISE ART. PERS. ET MENAGERS
COMMODITY TOTAL MISC. END PRODUCTS NES	GREEK			1 5 12	1 5 12	GRECC	TOTAL DE MARCHANDISE PRODUITS FINIS DIV. NDA
COUNTRY/REGION TOTAL		8,448*	1,369*	335*	10,152*		TOTAL DE PAYS/REGION
FRANCE-ATLANT.							FRANCE-ATLANT.
CHEESE	OTHER			9	9	AUTRE	FROMAGE
FRUIT PULP, PUREE	OTHER			3	3	AUTRE	PULPE DE FRUIT, PUREE
FRUITS, PREP. CANNED	GER			11	11	ALL	FRUITS PREP. EN BOITE
VEGETABLE PREP. NES	GER LIBER			5 4	5 4	ALL LIBER	PREP. DE LEGUMES NDA
COMMODITY TOTAL MOLASSES, CRUDE	GREEK	8,818		9	9	GRECC	TOTAL DE MARCHANDISE MELASSE, BRUTE
MISC. FOOD PREP. NES	GER LIBER OTHER			167 55 3	167 55 3	ALL LIBER AUTRE	DIV. PREP. ALIM. NDA
COMMODITY TOTAL WINES	GER CAN OTHER			225 6 27 57 90	225 6 27 57 90	ALL CAN AUTRE	TOTAL DE MARCHANDISE VINS
COMMODITY TOTAL DIST. ALCOHOLIC BEV.	GER GREEK SWEDN LIBER OTHER		15	1,838 49 5 72 225	1,853 49 5 72 253	ALL GRECC SUEDE LIBER AUTRE	TOTAL DE MARCHANDISE BOISS. ALCOOL. DIST.
COMMODITY TOTAL TOBACCO NES	SWEDN			11	11	SUEDE	TOTAL DE MARCHANDISE TABACS NDA
NURSERY, GREENHOUSE STOCK	LIBER			4	4	LIBER	PROD. PEPINIERE, SERRES
TEXTILE FIBRES NES	SWEDN OTHER			18 23	18 23	SUEDE AUTRE	FIBRES TEXTILES NDA
COMMODITY TOTAL COPPER ORE AND CONC. NON-FERROUS MET. SCRAP	OTHER LIBER	3,000		41 12	41 12	AUTRE LIBER	TOTAL DE MARCHANDISE MINERAI, CONC. CUIVRE DECHETS METAL. NON FER.
FLUORSPAR	GER		7,868	5	7,868	ALL	SPATH FLUOR
RUBBER FAB. MATERIALS	GER			5	5	ALL	DEMI-PROD. CAOUTCHOUC
PAPERBOARD	OTHER			14	14	AUTRE	CARTON
TEXTILE FAB. MTL NES	SWEDN	25		25	25	SUEDE	DUVR. EN MAT. TEXT. NDA
VEG. OILS, FATS NES	GER			6	6	ALL	HUIL. MAT. GRAS. VEG. NDA
INORGANIC CHEMS. NES	GER			113	113	ALL	PROD. CHIM. INORG. NDA
ORGANIC CHEMICALS NES	OTHER	23		23	23	AUTRE	PROD. CHIM. ORG. NDA
PLASTIC MATERIALS	GER SWEDN			1 2	1 2	ALL SUEDE	MATIERES PLASTIQUES
COMMODITY TOTAL FERRO-ALLOYS	DENMK GREEK LIBER OTHER	1,500 4,678 2,800 12		2 1	2 3	SUEDE	TOTAL DE MARCHANDISE FERRO-ALLIAGES
COMMODITY TOTAL PRIMARY IRON, STEEL NES CASTINGS, FORGINGS	DENMK GREEK LIBER OTHER	1,500 4,678 2,800 12		2 1	2 3	DANMK GRECC LIBER AUTRE	TOTAL DE MARCHANDISE FER, ACIER PRIMAIR. NDA MOUL. PIECES FORGEES
COMMODITY TOTAL BARS AND RODS, STEEL	GER SWEDN OTHER	80 2,400 2,480		80 2,400 2,480	80 2,400 2,480	ALL SUEDE AUTRE	TOTAL DE MARCHANDISE BARRES ET TIGES ACIER
COMMODITY TOTAL PLATE & SHEET STEEL	GREEK NETH SWEDN OTHER	4,632 2 93 9,266		4,632 2 93 9,266	4,632 2 93 9,266	GRECC P. BAS SUEDE AUTRE	TOTAL DE MARCHANDISE TOLES, FEUILLES DACIER
COMMODITY TOTAL STRUCTURAL SHAPES	DENMK GER GREEK SWEDN OTHER	1,130 226 2,409 3,765 3,252		1,130 226 2,409 3,765 3,252	1,130 226 2,409 3,955 3,252	DANMK ALL GRECC SUEDE AUTRE	TOTAL DE MARCHANDISE PROFILES DE CONSTRUCT.
COMMODITY TOTAL PIPES, TUBES: IRON, STEEL	SWEDN OTHER	2,764 6,016		2,764 6,016	2,764 6,016	SUEDE AUTRE	TOTAL DE MARCHANDISE TUYAUX, TUBES: FER, ACIER
COMMODITY TOTAL WIRE	GREEK SWEDN			32 32	32 32	GRECC SUEDE	TOTAL DE MARCHANDISE FIL METALLIQUE
ALUMINIUM	GER SWEDN OTHER			118 120 32 53	118 120 32 53	ALL ALL SUEDE AUTRE	ALUMINIUM
COMMODITY TOTAL		85		120	205		TOTAL DE MARCHANDISE

TABLE 2. CARGOES UNLOADED AT CANADIAN PORTS FROM FOREIGN COUNTRIES.

TABLÉAU 2. MARCHANDISES DECHARGÉES DANS LES PORTS CANADIENS EN PROVENANCE DE PAYS ÉTRANGERS.

COUNTRY OF ORIGIN AND KIND OF CARGO	REGISTRY OF VESSEL	ATLANTIC ATLANTIQUE	GREAT LAKES GRANDS LACS	PACIFIC PACIFIQUE	TOTAL TOTAL	IMMATIC. DU NAVIRE	PAYS D'ORIGINE ET MARCHANDISE
FRANCE-ATLANT. CONT. METAL FAB.BASIC PROD.	GER			141	141	ALL	FRANCE-ATLANT. SUITE
	GREEK			44	44	GRECC	OUVR.DE BASE EN METAL
	SWEDN	20			20	SUEDE	
COMMODITY TOTAL		20		185	205		TOTAL DE MARCHANDISE
GLASS BASIC PRODUCTS	GER			17	17	ALL	OUVR.DE BASE EN VERRE
	SWEDN	13			13	SUEDE	
	OTHER	7			7	AUTRE	
COMMODITY TOTAL		20		17	37		TOTAL DE MARCHANDISE
NON-MET.PIN.BASIC PROD	GER			1	1	ALL	PROC.PIN.NON-MET.BASE
	OTHER			65	65	AUTRE	
COMMODITY TOTAL				66	66		TOTAL DE MARCHANDISE
MISC.FABRICATED PROD.	GER			165	165	ALL	OUVRAGES DIVERS
	GREEK			140	140	GRECC	
COMMODITY TOTAL				305	305		TOTAL DE MARCHANDISE
TRACTORS	U K	404			404	R U	TRACTEURS
	GER			84	84	ALL	
	SWEDN	94			94	SUEDE	
	OTHER	253			253	AUTRE	
COMMODITY TOTAL		751		84	835		TOTAL DE MARCHANDISE
MACHINERY NES	DENMK	20			20	DANMK	MACHINES NDA
	GER		20	150	170	ALL	
	SWEDN	3,194			3,194	SUEDE	
	LIBER			61	61	LIBER	
	OTHER	2,404		71	2,475	AUTRE	
COMMODITY TOTAL		5,618	20	282	5,920		TOTAL DE MARCHANDISE
PASS.AUTOS AND CHASSIS	U K	9,229			9,229	R U	VOITURES PART.,CHASSIS
	GER	2,782		32	2,814	ALL	
	SWEDN	1,210			1,210	SUEDE	
	LIBER	393			393	LIBER	
	OTHER	748			748	AUTRE	
COMMODITY TOTAL		14,362		32	14,394		TOTAL DE MARCHANDISE
TRUCKS AND CHASSIS	OTHER	6			6	AUTRE	CAMIONS ET CHASSIS
MOTOR VEHICLE ENGINES	U K	1			1	R U	MOTEURS DE VEH.AUTOM.
	GER	2		445	447	ALL	
	SWEDN	42			42	SUEDE	
	OTHER	161		51	212	AUTRE	
COMMODITY TOTAL		206		496	702		TOTAL DE MARCHANDISE
ROAD MOTOR VEH. NES	U K	1			1	R U	VEH.AUTOM.ROUTIERS NDA
	GER	7		1	1	ALL	
	SWEDN	8			7	SUEDE	
	OTHER	16			8	AUTRE	
COMMODITY TOTAL		16		1	17		TOTAL DE MARCHANDISE
SHIPS,AIRCRAFT,MIS.VEH	GER				2	ALL	NAVIRES,AVIONS,VEH.DIV
	LIBER				3	LIBER	
	OTHER	1,017			1,017	AUTRE	
COMMODITY TOTAL		1,017		5	1,022		TOTAL DE MARCHANDISE
RUBBER TIRES AND TUBES	GER			346	346	ALL	PNEUS, CHAMBRES A AIR
	SWEDN	332			332	SUEDE	
	LIBER			305	305	LIBER	
	OTHER	18		113	131	AUTRE	
COMMODITY TOTAL		350		764	1,114		TOTAL DE MARCHANDISE
EQUIPMENT MISC.	GER			202	202	ALL	MATERIEL DIVERS
	SWEDN	1,150			1,150	SUEDE	
	OTHER	710		39	749	AUTRE	
COMMODITY TOTAL		1,860		241	2,101		TOTAL DE MARCHANDISE
PERSONAL,HSEHCLD GOODS	GER		1	98	99	ALL	ART.PERS.ET MENAGERS
	GREEK			5	5	GRECC	
	SWEDN	15			15	SUEDE	
	LIBER			7	7	LIBER	
	OTHER			14	14	AUTRE	
COMMODITY TOTAL		15	1	124	140		TOTAL DE MARCHANDISE
CONTAINERS,CLOSURES	GER			6	6	ALL	CONTENEURS,FERMETURES
MISC. END PRODUCTS NES	GER			17	17	ALL	PRODUITS FINIS DIV.NDA
	SWEDN	2			2	SUEDE	
	LIBER			3	3	LIBER	
COMMODITY TOTAL		2		20	22		TOTAL DE MARCHANDISE
GENERAL CARGO	GER	3		7	10	ALL	MARCHANDISES DIVERSES
	SWEDN	1,165			1,165	SUEDE	
	OTHER	2,206		10	2,216	AUTRE	
COMMODITY TOTAL		3,374		17	3,391		TOTAL DE MARCHANDISE
CONTAINERIZED FREIGHT	U K	51,390			51,390	R U	FRET CONTENEURESE
	SWEDN	11,931			11,931	SUEDE	
	OTHER	6,413			6,413	AUTRE	
COMMODITY TOTAL		69,734			69,734		TOTAL DE MARCHANDISE
COUNTRY/REGION TOTAL		144,747*	7,912*	5,730*	158,389*		TOTAL DE PAYS/REGION
FRANCE-MEDITER MISC.FOOD PREP.NES WINES	PANAM	35			35	PANAM	FRANCE-MEDITER
	GER			33	33	ALL	DIV.PREP.ALIM.NDA
	ITALY			23	23	ITAL	VINS
	LIBER			20	20	LIBER	
COMMODITY TOTAL				76	76		TOTAL DE MARCHANDISE
DIST.ALCOHOLIC BEV.	GER			4	4	ALL	BOISS.ALCOOL.DIST.
	ITALY			1	1	ITAL	

TABLE 2. CARGOES UNLOADED AT CANADIAN PORTS FROM FOREIGN COUNTRIES.

TABLEAU 2. MARCHANDISES DECHARGEES DANS LES PORTS CANADIENS EN PROVENANCE DE PAYS ETRANGERS.

COUNTRY OF ORIGIN AND KIND OF CARGO	REGISTRY OF VESSEL	ATLANTIC ATLANTIQUE	GREAT LAKES GRANDS LACS	PACIFIC PACIFIQUE	TOTAL TOTAL	IMMATIC. DU NAVIRE	PAYS D'ORIGINE ET MARCHANDISE
FRANCE-MEDITER CONT.							FRANCE-MEDITER SUITE
COMMODITY TOTAL	PANAM	2		5	2	PANAM	TOTAL DE MARCHANDISE
ORES AND CONC.NES	PANAM	2			7	PANAM	MINERAIS ET CONC.NDA
VEG.OILS,FATS NES	ITALY	6		1	6	PANAM	HUIL.MAT.GRAS.VEG.NDA
INORGANIC CHEMS. NES	ITALY			16	1	ITALY	PROC.CHIM.INORG.NDA
ORGANIC CHEMICALS NES	PANAM	27			16	PANAM	PRCD.CHIM.ORGAN.NDA
PLASTIC MATERIALS	PANAM	20	20		27	PANAM	MATIERES PLASTIQUES
PETROL.COAL PROD.NES	PANAM		1		1	PANAM	DERIVE PETR.CHARB.NDA
STRUCTURAL SHAPES	PANAM		10		10	PANAM	PRCFILES DE CONSTRUCT.
METAL FAB.BASIC PROD.	PANAM	3			3	PANAM	OUVR.DE BASE EN METAL
CEMENT	PANAM	10			10	PANAM	CIMENT
MOTOR VEHICLE ENGINES	PANAM	5	7		12	PANAM	MOTEURS DE VEH.AUTOM.
EQUIPMENT MISC.	PANAM	13	6		19	PANAM	MATERIEL OIVERS
PERSONAL.HSEHOLD GOODS	PANAM	136	21		157	PANAM	ART.PERS.ET MENAGERS
MISC. END PRODUCTS NES	PANAM		1		1	PANAM	PRODUITS FINIS DIV.NDA
GENERAL CARGO	PANAM	17			17	PANAM	MARCHANDISES OIVERSES
CONTAINERIZED FREIGHT	GER	8,349			8,349	ALL	FRET CONTENEURESE
	ITALY	2,900			2,900	ITALY	
	LIBER	3,944			3,944	LIBER	
	OTHER	7,770			7,770	AUTRE	
COMMODITY TOTAL		22,963			22,963		TOTAL DE MARCHANDISE
COUNTRY/REGION TOTAL		23,237*	66*	98*	23,401*		TOTAL DE PAYS/REGION
GERMANY WEST							ALLEMAGNE O.
LIVE ANIMALS, NES	OTHER	14	2		16	AUTRE	ANIMAUX VIVANTS, NDA
MEAT AND MEAT PREP.NES	GER	6	10		16	ALL	VIANCES ET PREP.NDA
	OTHER	18			18	AUTRE	
COMMODITY TOTAL		24	10		34		TOTAL DE MARCHANDISE
FISH,FRESH OR FROZEN	GER		47		47	ALL	POISSON,FRAIS OU CONG.
	OTHER	6	17	1	24	AUTRE	
COMMODITY TOTAL		6	64	1	71		TOTAL DE MARCHANDISE
FISH,SALTED OR CURED	GER	14			14	ALL	POISSON,SALE OU FUME
FISH,CANNED	DENMK	3			3	DANMK	POISSON EN BDITES
	GREEK			5	5	GRECC	
	OTHER	4			4	AUTRE	
COMMODITY TOTAL		7		5	12		TOTAL DE MARCHANDISE
SHELL FISH,NES	DENMK	7			7	DANMK	MOLLUSQUES CRUST.,NDA
CHEESE	GER	136	295		431	ALL	FROMAGE
	SWEDN			1	1	SUEDE	
	OTHER	3	25	14	42	AUTRE	
COMMODITY TOTAL		139	320	15	474		TOTAL DE MARCHANDISE
DAIRY PROD.EGGS,HONEY	DENMK	210			210	DANMK	PROD.LAIT.,OEUFs,MIEL
	OTHER	21			21	AUTRE	
COMMODITY TOTAL		231			231		TOTAL DE MARCHANDISE
CORN STARCH	GER			18	18	ALL	FECULE DE MAIS
BAKERY PROD.INC.FROZEN	GER	6			6	ALL	PROD. BOUL.,PROD.CONG.
	OTHER		6		6	AUTRE	
COMMODITY TOTAL		6	6		12		TOTAL DE MARCHANDISE
FRUIT JUICES	GER			15	15	ALL	JUS DE FRUIT
FRUIT,PRES.NOT CANNED	GER	137	20		157	ALL	CONS. FRUITS NON BOITE
	OTHER	40	11		51	AUTRE	
COMMODITY TOTAL		177	31		208		TOTAL DE MARCHANDISE
FRUITS, PREP. CANNED	GER		4		4	ALL	FRUITS PREP. EN BOITE
	GREEK			9	9	GRECC	
COMMODITY TOTAL			4	9	13		TOTAL DE MARCHANDISE
VEGETABLES, FRESH	GER		17		17	ALL	LEGUMES, FRAIS
VEGETABLE PREP.NES	GER		35	81	116	ALL	PREP. DE LEGUMES NDA
	GREEK			1	1	GRECC	
	PANAM			1	1	PANAM	
	OTHER	27		44	71	AUTRE	
COMMODITY TOTAL		27	35	127	189		TOTAL DE MARCHANDISE
SUGAR PREPARATIONS	GER	40	14	7	61	ALL	PREP. A BASE DE SUCRE
	OTHER	58	22		80	AUTRE	
COMMODITY TOTAL		98	36	7	141		TOTAL DE MARCHANDISE
TEA	GER	116		9	125	ALL	THE
	OTHER	355		1	356	AUTRE	
COMMODITY TOTAL		471		10	481		TOTAL DE MARCHANDISE
SPICES	GER			1	1	ALL	EPICES
	OTHER	5			6	AUTRE	
COMMODITY TOTAL		5		2	7		TOTAL DE MARCHANDISE
SAUSAGE SKINS,CASINGS	GER			503	503	ALL	BOYAUX A SAUCISSES
MISC.FOOD PREP.NES	GER	5	67	575	647	ALL	DIV.PREP.ALIM.NDA
	GREEK			1	1	GRECC	
	LIBER			54	54	LIBER	
	OTHER	153	43	32	228	AUTRE	
COMMODITY TOTAL		158	110	662	930		TOTAL DE MARCHANDISE
GROUND CEREALS NES	OTHER		5		5	AUTRE	CEREALES MOULUES NDA
NON-ALCOHOLIC BEVERAGE	GER			1	1	ALL	BOISSONS NON-ALCCOLIQ.
ALE,BEER,STOUT,PORTER	GER	2	842		844	ALL	ALE,BIERE,STOUT,PORTER
	GREEK			91	91	GRECC	
	SWEDN	19			19	SUEDE	
	OTHER		213		213	AUTRE	
COMMODITY TOTAL		21	1,055	91	1,167		TOTAL DE MARCHANDISE
WINES	DENMK	2			2	DANMK	VINS

TABLE 2. CARGOES UNLOADED AT CANADIAN PORTS FROM FOREIGN COUNTRIES.

TABLEAU 2. MARCHANDISES DECHARGÉES DANS LES PORTS CANADIENS EN PROVENANCE DE PAYS ÉTRANGERS.

COUNTRY OF ORIGIN AND KIND OF CARGO	REGISTRY OF VESSEL	ATLANTIC ATLANTIQUE	GREAT LAKES GRANDS LACS	PACIFIC PACIFIQUE	TOTAL TOTAL	IMMATIC. DU NAVIRE	PAYS D'ORIGINE ET MARCHANDISE
GERMANY WEST CONT.							ALLEMAGNE O. SUITE
	GER	10	1,596		1,606	ALL	
	GREEK			11	11	GREGC	
	OTHER	7	898		905	AUTRE	
COMMODITY TOTAL		19	2,494	11	2,524		TOTAL DE MARCHANDISE
DIST. ALCOHOLIC BEV.	DENMK	1			1	DANMK	BOISS. ALCOOL. DIST.
	GER		3	1,220	1,223	ALL	
	GREEK			85	85	GREGC	
	LIBER			314	314	LIBER	
	CAN	2			2	CAN	
	OTHER	4		229	233	AUTRE	
COMMODITY TOTAL		7	3	1,848	1,858		TOTAL DE MARCHANDISE
TABACCO NES	OTHER	386			386	AUTRE	TABACS NDA
SEEDS FOR SOWING NES	GER			1	1	ALL	GRAINES DE SEMENCE NDA
	OTHER		40		40	AUTRE	
COMMODITY TOTAL			40	1	41		TOTAL DE MARCHANDISE
NUSSERY, GREENHSE STOCK	OTHER		5	4	9	AUTRE	PROD. PEPINIERE, SERRE
CRUDE VEG. PROD. NES	OTHER	4			4	AUTRE	PR. BRUTS ORIG. VEG. NDA
TEXTILE FIBRES NES	GER	26	4		30	ALL	FIBRES TEXTILES NDA
	SWEDN	78			78	SUEDE	
	OTHER	381	6		387	AUTRE	
COMMODITY TOTAL		485	10		495		TOTAL DE MARCHANDISE
ALUMINA, BAUXITE ORES	GREEK	37,234			37,234	GREGC	MINERAIS ALUMINE, BAUX.
	PANAM	24,918			24,918	PANAM	
	OTHER	20,173			20,173	AUTRE	
COMMODITY TOTAL		82,325			82,325		TOTAL DE MARCHANDISE
CLAY MATERIALS NES	GER			195	195	ALL	MATIERES ARGIL. NDA
	OTHER	113		56	169	AUTRE	
COMMODITY TOTAL		113		251	364		TOTAL DE MARCHANDISE
STONE, CRUDE NES	OTHER	11			11	AUTRE	PIERRE BRUTE NDA
CRUDE NON-MET. MIN. NES	U K	1,392			1,392	R U	MIN. NON-MET. BRUTS NDA
	OTHER	37			37	AUTRE	
COMMODITY TOTAL		1,429			1,429		TOTAL DE MARCHANDISE
COTTON, TEXTILE WASTE	OTHER	9			9	AUTRE	DECHETS DE COTON, TEXT.
WASTE AND SCRAP NES	OTHER	2	11		13	AUTRE	DECHETS ET REBUTS NDA
LEATHER	OTHER	1			1	AUTRE	CUIR
RUBBER FAB. MATERIALS	GER	11			11	ALL	DEMI-PROD. CAOUTCHOUC
	LIBER			3	3	LIBER	
	OTHER	10	45		55	AUTRE	
COMMODITY TOTAL		21	45	3	69		TOTAL DE MARCHANDISE
VENEER, PLYWOOD	GER	40			40	ALL	PLACAGES, CONTRE-PLAQ.
	OTHER	6			6	AUTRE	
COMMODITY TOTAL		46			46		TOTAL DE MARCHANDISE
COOPERAGE STOCK	GER			109	109	ALL	DEMI-PROD. TONNELLERIE
WOOD FAB. MATERIALS	GER			14	14	ALL	DEMI-PRODUITS EN BOIS
	LIBER			9	9	LIBER	
	OTHER		21	2	23	AUTRE	
COMMODITY TOTAL			21	25	46		TOTAL DE MARCHANDISE
PAPER NES	GER	5		19	24	ALL	PAPIER NDA
	GREEK			416	416	GREGC	
	OTHER		5		5	AUTRE	
COMMODITY TOTAL		5	5	435	445		TOTAL DE MARCHANDISE
PAPERBOARD	OTHER		300	3	303	AUTRE	CARTON
BLDG. PAPER AND BOARD	GER			2	2	ALL	PLAC. CONSTR., PAP/CART.
	OTHER		300		300	AUTRE	
COMMODITY TOTAL			300	2	302		TOTAL DE MARCHANDISE
CORDAGE, TWINE, ROPE	DENMK	3			3	DANMK	CORDAGE, FICELLE, CORDE
	GREEK			399	399	GREGC	
COMMODITY TOTAL		3		399	402		TOTAL DE MARCHANDISE
TEXTILE FAB. MTL NES	DENMK	1			1	DANMK	OUVR. EN MAT. TEXT. NDA
	GER	235		51	286	ALL	
	SWEDN	76			76	SUEDE	
	LIBER			2	2	LIBER	
	CAN	6			6	CAN	
	OTHER	1,162	25	27	1,214	AUTRE	
COMMODITY TOTAL		1,480	25	80	1,585		TOTAL DE MARCHANDISE
VEG. OILS, FATS NES	OTHER		12		12	AUTRE	HUIL. MAT. GRAS. VEG. NDA
OILS, FATS, WAXES NES	GER		6		6	ALL	HUIL. MAT. GRAS. CIRE NDA
	OTHER	110		2	112	AUTRE	
COMMODITY TOTAL		110	6	2	118		TOTAL DE MARCHANDISE
METALLIC SALTS	GREEK			70	70	GREGC	SELS METALLIQUES
	OTHER		30	4	34	AUTRE	
COMMODITY TOTAL			30	74	104		TOTAL DE MARCHANDISE
INORGANIC CHEMS. NES	GER	57	94	209	360	ALL	PROD. CHIM. INORG. NDA
	GREEK			13	13	GREGC	
	NORV	27,422			27,422	NORV	
	OTHER	50	32		82	AUTRE	
COMMODITY TOTAL		27,529	126	222	27,877		TOTAL DE MARCHANDISE
ORGANIC CHEMICALS NES	GER	575	163	1,770	2,508	ALL	PROD. CHIM. ORGAN. NDA
	SWEDN	18			18	SUEDE	
	LIBER			95	95	LIBER	
	OTHER	445	121	32	598	AUTRE	
COMMODITY TOTAL		1,038	284	1,897	3,219		TOTAL DE MARCHANDISE
FERTILIZERS NES	OTHER			7	7	AUTRE	ENGRAIS CHIMIQUE NDA
AGRICULTURAL CHEMICALS	OTHER		33	1	34	AUTRE	PROD. CHIM. AGRICOLES
SYNTHETIC RUBBER	GER	13			13	ALL	CAOUTCHOUC SYNTHETIQUE
	SWEDN	62			62	SUEDE	

TABLE 2. CARGOES UNLOADED AT CANADIAN PORTS FROM FOREIGN COUNTRIES.

TABLEAU 2. MARCHANDISES DECHARGEES DANS LES PORTS CANADIENS EN PROVENANCE DE PAYS ETRANGERS.

COUNTRY OF ORIGIN AND KIND OF CARGO	REGISTRY OF VESSEL	ATLANTIC ATLANTIQUE	GREAT LAKES GRANDS LACS	PACIFIC PACIFIQUE	TOTAL TOTAL	IMMATIC. DU NAVIRE	PAYS D'ORIGINE ET MARCHANDISE
GERMANY WEST CONT.							ALLEMAGNE O. SUITE
COMMODITY TOTAL		75			75		TOTAL DE MARCHANDISE
PLASTIC MATERIALS	GER	18	5	39	62	ALL	MATIERES PLASTIQUES
	GREEK			44	44	GRECC	
	SWEDN	100			100	SUEDE	
	LIBER			2	2	LIBER	
	PANAM			26	26	PANAM	
	OTHER				160	AUTRE	
COMMODITY TOTAL		197	81	111	394		TOTAL DE MARCHANDISE
DYESTUFF,PIGMENT,PAINT	GER			1	1	ALL	MAT.COLOR.PIG.PEINTURE
	SWEDN	20			20	SUEDE	
	OTHER	2			2	AUTRE	
COMMODITY TOTAL		22		1	23		TOTAL DE MARCHANDISE
CHEM.SPECIALTIES NES	GER			25	25	ALL	PROD.CHIM.SPECIALX NDA
	GREEK			5	5	GRECC	
	OTHER	198			198	AUTRE	
COMMODITY TOTAL		198		30	228		TOTAL DE MARCHANDISE
COKE	ITALY		11,480		11,480	ITAL	COKE
	NORW	30,476			30,476	NORV	
	LIBER	17,600			17,600	LIBER	
COMMODITY TOTAL		48,076	11,480		59,556		TOTAL DE MARCHANDISE
COAL TAR,PITCH	GER			11,421	11,421	ALL	GUUDRON,BRAI DE BOUIL.
	NORW			6,508	6,508	NORV	
COMMODITY TOTAL				17,929	17,929		TOTAL DE MARCHANDISE
PETROL.COAL PROC.NES	GER			3	3	ALL	DERIVE PETR.CHARB.NDA
	OTHER	5	8		13	AUTRE	
COMMODITY TOTAL		5	8	3	16		TOTAL DE MARCHANDISE
FERRO-ALLOYS	GER	25			25	ALL	FERRO-ALLIAGES
	OTHER	7,115			7,115	AUTRE	
COMMODITY TOTAL		7,140			7,140		TOTAL DE MARCHANDISE
PRIMARY IRON,STEEL NES	DENMK				5	DANMK	FER,ACIER PRIMAIR.NDA
	GER			94	94	ALL	
	SWEDN	38			38	SUEDE	
	OTHER	290			290	AUTRE	
COMMODITY TOTAL		333			427		TOTAL DE MARCHANDISE
CASTINGS,FORGINGS	GER			320	320	ALL	MOUL.PIECES FORGEES
	GREEK			10	10	GRECC	
	SWEDN	40			40	SUEDE	
	OTHER		30		30	AUTRE	
COMMODITY TOTAL		40	30	330	400		TOTAL DE MARCHANDISE
BAR AND RODS,STEEL	U K		457		457	R U	BARRES ET TIGES ACIER
	DENMK	13			13	DANMK	
	GER		176	10,103	10,279	ALL	
	GREEK			1,082	1,082	GRECC	
	NORW	7,228			7,228	NORV	
	SWEDN	207			207	SUEDE	
	LIBER			1,099	1,099	LIBER	
	PANAM				7	PANAM	
	CAN	225			225	CAN	
	OTHER	788	5,217	2,553	8,558	AUTRE	
COMMODITY TOTAL		8,461	5,850	14,844	29,155		TOTAL DE MARCHANDISE
PLATE & SHEET STEEL	U K					R U	TOLES,FEUILLES DACIER
	GER	14	16	582	612	ALL	
	GREEK	346	2,853		3,199	GRECC	
	NORW	2,668	1,138		3,806	NORV	
	SWEDN	157		9	166	SUEDE	
	CAN	275			275	CAN	
	OTHER	2,187	4,749	27	6,963	AUTRE	
COMMODITY TOTAL		5,647	12,332	618	18,597		TOTAL DE MARCHANDISE
STRUCTURAL SHAPES	U K				38	R U	PROFILES DE CONSTRUCT.
	DENMK	65			65	DANMK	
	GER		8	135	143	ALL	
	NETH	387			387	P.BAS	
	SWEDN	1,145			1,145	SUEDE	
	LIBER			13	13	LIBER	
	PANAM			361	361	PANAM	
	CAN	200			200	CAN	
	OTHER	1,322	846		2,168	AUTRE	
COMMODITY TOTAL		3,157	854	509	4,520		TOTAL DE MARCHANDISE
PIPES,TUBES:IRON,STEEL	GER		134		855	ALL	TUYAUX,TUBES:FER,ACIER
	GREEK				245	GRECC	
	PANAM				4	PANAM	
	OTHER	168	132	4	304	AUTRE	
COMMODITY TOTAL		186	266	1,108	1,560		TOTAL DE MARCHANDISE
WIRE	GER	11	16		27	ALL	FIL METALLIQUE
	LIBER				193	LIBER	
	OTHER	88	577		665	AUTRE	
COMMODITY TOTAL		99	593	420	1,112		TOTAL DE MARCHANDISE
ALUMINUM	GER	52	10	3	65	ALL	ALUMINIUM
	SWEDN	24			24	SUEDE	
	OTHER	69	23		92	AUTRE	
COMMODITY TOTAL		145	33	3	181		TOTAL DE MARCHANDISE
COPPER AND ALLOYS	GER	131	44		175	ALL	CUIVRE ET ALLIAGES
	SWEDN	12		22	34	SUEDE	
	OTHER	39	63		102	AUTRE	
COMMODITY TOTAL		182	107	22	311		TOTAL DE MARCHANDISE
NICKEL AND ALLOYS	GER	14			14	ALL	NICKEL ET ALLIAGES

TABLE 2. CARGOES UNLOADED AT CANADIAN PORTS FROM FOREIGN COUNTRIES.

TABLEAU 2. MARCHANDISES DECHARGEES DANS LES PORTS CANADIENS EN PROVENANCE DE PAYS ETRANGERS.

COUNTRY OF ORIGIN AND KIND OF CARGO	REGISTRY OF VESSEL	ATLANTIC ATLANTIQUE	GREAT LAKES GRANDS LACS	PACIFIC PACIFIQUE	TOTAL TOTAL	IMMATIC. DU NAVIRE	PAYS D'ORIGINE ET MARCHANDISE
GERMANY WEST	CONT.						ALLEMAGNE O. SUITE
	OTHER	39			39	AUTRE	
COMMODITY TOTAL		55			55		TOTAL DE MARCHANDISE
NON-FERROUS METALS NES	U K	464			464	R U	METAUX NCN-FERREUX NDA
	OTHER	366			366	AUTRE	
COMMODITY TOTAL		830			830		TOTAL DE MARCHANDISE
METAL FAB.BASIC PRD.	DENMK	36			36	DANMK	OUVR.DE BASE EN METAL
	GER	171	79	502	752	ALL	
	GREEK			297	297	GRECC	
	SWEDN	20			20	SUEDE	
	LIBER			57	57	LIBER	
	CAN	3			3	CAN	
	OTHER	317	389	147	853	AUTRE	
COMMODITY TOTAL		547	468	1,003	2,018		TOTAL DE MARCHANDISE
BUILDING BRICK, CLAY	U K	464			464	R U	BRIQ.A BATIR ARGILE
	OTHER	69			69	AUTRE	
COMMODITY TOTAL		533			533		TOTAL DE MARCHANDISE
BRICKS,TILES NES	GER	483		605	1,088	ALL	BRQUES,TUILES NDA
	GREEK			242	242	GRECC	
	PANAM			65	65	PANAM	
	OTHER	805		195	1,000	AUTRE	
COMMODITY TOTAL		1,288		1,107	2,395		TOTAL DE MARCHANDISE
GLASS BASIC PRODUCTS	GER	63	8	794	865	ALL	OUVR.DE BASE EN VERRE
	SWEDN	175			175	SUECE	
	LIBER			30	30	LIBER	
	PANAM			2	2	PANAM	
	OTHER	244	638	70	952	AUTRE	
COMMODITY TOTAL		482	646	896	2,024		TOTAL DE MARCHANDISE
ASBESTOS BASIC PRD.	OTHER	7			7	AUTRE	OUVR.DE BASE AMIANTE
CEMENT	OTHER		66		66	AUTRE	CIMENT
CEMENT BASIC PRD.	OTHER		33		33	AUTRE	OUVR.DE BASE CIMENT
NON-MET.MIN.BASIC PRD	GER	11		357	368	ALL	PROC.MIN.NDN-MET.BASE
	OTHER	218	157		375	AUTRE	
COMMODITY TOTAL		229	157	357	743		TOTAL DE MARCHANDISE
MISC.FABRICATED PRD.	GER		35	60	95	ALL	OUVRAGES DIVERS
	OTHER			8	8	AUTRE	
COMMODITY TOTAL			35	68	103		TOTAL DE MARCHANDISE
TRACTORS	GER	232		253	485	ALL	TRACTEURS
	SWEDN	871			871	SUEDE	
	OTHER	148	38		186	AUTRE	
COMMODITY TOTAL		1,251	38	253	1,542		TOTAL DE MARCHANDISE
MACHINERY NES	U K	1			1	R U	MACHINES NDA
	DENMK	152			152	DANMK	
	GER	874	2,028	1,079	3,981	ALL	
	GREEK			76	76	GRECC	
	NETH	4			4	P.BAS	
	SWEDN	1,531		27	1,558	SUEDE	
	LIBER			172	172	LIBER	
	PANAM			20	20	PANAM	
	CAN	17			17	CAN	
	OTHER	5,916	4,250	84	10,250	AUTRE	
COMMODITY TOTAL		8,495	6,278	1,458	16,231		TOTAL DE MARCHANDISE
PASS.AUTOS AND CHASSIS	U K	5,661			5,661	R U	VEITURES PART.,CHASSIS
	DENMK	1,572			1,572	DANMK	
	GER	3,658		45	3,703	ALL	
	GREEK			7	7	GRECC	
	NORW	13,626			13,626	NORV	
	SWEDN	1,681		1,488	3,169	SUEDE	
	PANAM			10	10	PANAM	
	OTHER	597	44		641	AUTRE	
COMMODITY TOTAL		26,795	44	1,550	28,389		TOTAL DE MARCHANDISE
TRUCKS AND CHASSIS	OTHER		11		11	AUTRE	CAMIONS ET CHASSIS
MOTOR VEHICLE ENGINES	GER	31	27	115	173	ALL	MOTEURS DE VEH.AUTOM.
	GREEK			19	19	GRECC	
	NETH	1			1	P.BAS	
	SWEDN	100			100	SUEDE	
	LIBER			5	5	LIBER	
	OTHER	37	234	1	272	AUTRE	
COMMODITY TOTAL		169	261	140	570		TOTAL DE MARCHANDISE
ROAD MOTOR VEH. NES	GER	55			55	ALL	VEH.AUTOM.ROUTIERS NDA
	OTHER	3			3	AUTRE	
COMMODITY TOTAL		58			58		TOTAL DE MARCHANDISE
SHIPS,AIRCRAFT,MIS.VEH	GER			438	438	ALL	NAVIRES,AVIONS,VEH.DIV
	GREEK			3	3	GRECC	
	OTHER	23		7	30	AUTRE	
COMMODITY TOTAL		23		448	471		TOTAL DE MARCHANDISE
RUBBER TIRES AND TUBES	GER	16		33	49	ALL	PNEUS, CHAMBRES A AIR
	GREEK			9	9	GRECC	
	SWEDN	99			99	SUEDE	
	LIBER			20	20	LIBER	
	OTHER	3	40		43	AUTRE	
COMMODITY TOTAL		118	40	62	220		TOTAL DE MARCHANDISE
EQUIPMENT MISC.	DENMK	2			2	DANMK	MATERIEL DIVERS
	GER	25	29	644	698	ALL	
	GREEK			6	6	GRECC	
	SWEDN	141			141	SUEDE	
	LIBER			52	52	LIBER	

TABLE 2. CARGOES UNLOADED AT CANADIAN PORTS FROM FOREIGN COUNTRIES.

TABLEAU 2. MARCHANDISES DECHARGEES DANS LES PORTS CANADIENS EN PROVENANCE DE PAYS ETRANGERS.

COUNTRY OF ORIGIN AND KIND OF CARGO	REGISTRY OF VESSEL	ATLANTIC ATLANTIQUE	GREAT LAKES GRANDS LACS	PACIFIC PACIFIQUE	TOTAL TOTAL	IMMATIC. DU NAVIRE	PAYS D'ORIGINE ET MARCHANDISE
GERMANY WEST CONT.							ALLEMAGNE O. SUITE
	PANAM			16	16	PANAM	
	CAN	14			14	CAN	
	OTHER	275	9	292	576	AUTRE	
COMMODITY TOTAL		457	38	1,010	1,505		TOTAL DE MARCHANDISE
PERSONAL, HOUSEHOLD GOODS	GER	21	71	165	257	ALL	ART. PERS. ET MENAGERS
	GREEK			57	57	GREGQ	
	SWEON	36			36	SUEDE	
	LIBER				151	LIBER	
	PANAM			1,151	1,151	PANAM	
	OTHER	494	421	262	1,177	AUTRE	
COMMODITY TOTAL		551	492	1,786	2,829		TOTAL DE MARCHANDISE
FIREARMS, AMMUNITION	GER	6	115	4	125	ALL	ARMES A FEU, MUNITIONS
	OTHER	50	11		61	AUTRE	
COMMODITY TOTAL		56	126	4	186		TOTAL DE MARCHANDISE
CONTAINERS, CLOSURES	GER			87	87	ALL	CONTENEURS, FERMETURES
	SWEDN			3	3	SUEDE	
	LIBER			25	25	LIBER	
	OTHER	7	11		18	AUTRE	
COMMODITY TOTAL		7	11	115	133		TOTAL DE MARCHANDISE
MISC. END PRODUCTS NES	GER	46	83	49	178	ALL	PRODUITS FINIS DIV. NDA
	GREEK			2	2	GREGQ	
	SWEDN	162			162	SUEDE	
	PANAM			7	7	PANAM	
	OTHER	46	12	35	93	AUTRE	
COMMODITY TOTAL		254	95	93	442		TOTAL DE MARCHANDISE
GENERAL CARGO	U K	121			121	R U	MARCHANDISES DIVERSES
	GER	491		17	508	ALL	
	GREEK			6	6	GREGQ	
	NETH	414			414	P. BAS	
	SWEDN	1,873			1,873	SUEDE	
	CAN	100		3	100	CAN	
	OTHER	5,469	185	26	5,657	AUTRE	
COMMODITY TOTAL		8,468	185	26	8,679		TOTAL DE MARCHANDISE
CONTAINERIZED FREIGHT	U K	1,627		2,610	4,237	R U	FRET CONTENEURESE
	DENMK			2,551	2,551	DANMK	
	GER	2,189	3,611		5,800	ALL	
	NETH	6,512			6,512	P. BAS	
	SWEDN	31,339		5,415	36,754	SUEDE	
	OTHER	3,122	1,251		4,373	AUTRE	
COMMODITY TOTAL		44,789	4,862	10,576	60,227		TOTAL DE MARCHANDISE
COUNTRY/REGION TOTAL		285,853*	50,970*	63,814*	400,637*		TOTAL DE PAYS/REGION
GREECE							GRECE
DRIED FRUITS	ITALY			37	37	ITAL	FRUITS SECS
BENTONITE	GREEK	75,959			75,959	GREGQ	BENTONITE
	LIBER	46,796			46,796	LIBER	
COMMODITY TOTAL		122,755			122,755		TOTAL DE MARCHANDISE
FERRD-ALLOYS	OTHER	12,375			12,375	AUTRE	FERRD-ALLIAGES
CONTAINERIZED FREIGHT	GER	1,939			1,939	ALL	FRET CONTENEURESE
	LIBER	2,126			2,126	LIBER	
	OTHER	2,040			2,040	AUTRE	
COMMODITY TOTAL		6,105			6,105		TOTAL DE MARCHANDISE
COUNTRY/REGION TOTAL		141,235*	*	37*	141,272*		TOTAL DE PAYS/REGION
IRELAND							IRLANDE
CLAY MATERIALS NES	NETH	3,495			3,495	P. BAS	MATIERES ARGIL. NOA
METALLIC SALTS	CAN		2,732		2,732	CAN	SELS METALLIQUES
	OTHER		1,680		1,680	AUTRE	
COMMODITY TOTAL			4,412		4,412		TOTAL DE MARCHANDISE
ORGANIC CHEMICALS NES	CAN		1,944		1,944	CAN	PROD. CHIM. ORGAN. NDA
DYESTUFF, PIGMENT, PAINT	CAN	140			140	CAN	MAT. COLOR. PIG. PEINTURE
CHEM. SPECIALTIES NES	CAN	457			457	CAN	PROD. CHIM. SPECIAUX NOA
CEMENT BASIC PROD.	OTHER		495		495	AUTRE	OUVR. DE BASE CIMENT
CONTAINERIZED FREIGHT	U K	6,728			6,728	R U	FRET CONTENEURESE
COMMODITY TOTAL		10,820*	6,851*	*	17,671*		TOTAL DE PAYS/REGION
ITALY							ITALIE
CHEESE	ITALY			95	95	ITAL	FROMAGE
	OTHER	10	11		21	AUTRE	
COMMODITY TOTAL		10	11	95	116		TOTAL DE MARCHANDISE
DAIRY PROD. EGGS, HONEY	OTHER	13			13	AUTRE	PROD. LAIT., OEUFS, HIEL
BAKERY PROD. INC. FROZEN	ITALY			3	3	ITAL	PROD. BOUL., PROD. CONG.
MACARONI, CEREAL PROD.	OTHER	13			13	AUTRE	PATES ALIM. PROD. CEREAL
FRESH FRUITS, BERRIES	OTHER		247		247	AUTRE	FRUITS, BAIES FRAIS
FRUIT JUICES	OTHER		28		28	AUTRE	JUS DE FRUIT
FRUIT, PRES. NOT CANNED	OTHER		208		208	AUTRE	CONS. FRUITS NON BOITE
FRUITS, PREP. CANNED	OTHER		276		276	AUTRE	FRUITS PREP. EN BOITE
NUTS, EXC. OIL NUTS NES	OTHER	49			49	AUTRE	NOIX, SAUF OLEAG. NDA
VEGETABLES, FRESH	ITALY			59	59	ITAL	LEGUMES, FRAIS
VEGETABLE PREP. NES	OTHER		281		281	AUTRE	PREP. DE LEGUMES NDA

TABLE 2. CARGOES UNLOADED AT CANADIAN PORTS FROM FOREIGN COUNTRIES.

TABLEAU 2. MARCHANDISES DECHARGEES DANS LES PORTS CANADIENS EN PROVENANCE DE PAYS ETRANGERS.

COUNTRY OF ORIGIN AND KIND OF CARGO	REGISTRY OF VESSEL	ATLANTIC ATLANTIQUE	GREAT LAKES GRANDS LACS	PACIFIC PACIFIQUE	TOTAL TOTAL	IMMATIC. DU NAVIRE	PAYS D'ORIGINE ET MARCHANDE
ITALY							ITALIE
SUGAR PREPARATIONS	PANAM		1		1	PANAM	SUITE
MISC. FOOD PREP. NES	ITALY			184	184	ITAL	PREP. A BASE DE SUCRE
	PANAM	30			30	PANAM	DIV. PREP. ALIM. NOA
	OTHER	214	702		916	AUTRE	
COMMODITY TOTAL		244	702	184	1,130		TOTAL DE MARCHANDE
NON-ALCOHOLIC BEVERAGE	ITALY			18	18	ITAL	BOISSONS NON-ALCOOLIQ.
WINES	GER			148	148	ALL	VINS
	ITALY			238	238	ITAL	
	LIBER			27	27	LIBER	
	PANAM	7	26		33	PANAM	
	OTHER	42	697		739	AUTRE	
COMMODITY TOTAL		49	723	413	1,185		TOTAL DE MARCHANDE
DIST. ALCOHOLIC BEV.	GER			141	141	ALL	BOISS. ALCOOL. DIST.
	ITALY			229	229	ITAL	
	PANAM	2			2	PANAM	
	OTHER	7	562		569	AUTRE	
COMMODITY TOTAL		9	562	370	941		TOTAL DE MARCHANDE
NURSERY, GREENHOUSE STOCK	OTHER	9			9	AUTRE	PROD. PEPINIERE, SERRE
TEXTILE FIBRES NES	OTHER	32			32	AUTRE	FIBRES TEXTILES NOA
ORES AND CONC. NES	PANAM	9			9	PANAM	MINERAIS ET CONC. NOA
	OTHER	2			2	AUTRE	
COMMODITY TOTAL		11			11		TOTAL DE MARCHANDE
NON-FERROUS MET. SCRAP	OTHER	2			2	AUTRE	DECHETS METAL. NON FER.
BENTONITE	LIBER	25,648		9	25,648	LIBER	BENTONITE
STONE, CRUDE NES	ITALY			9	9	ITAL	PIERRE BRUTE NOA
	PANAM	19			19	PANAM	
	OTHER	230	22		252	AUTRE	
COMMODITY TOTAL		249	22	9	280		TOTAL DE MARCHANDE
CRUDE NON-MET. MIN. NES	ITALY			2	2	ITAL	MIN. NON-MET. BRUTS NOA
	OTHER	4	310		314	AUTRE	
COMMODITY TOTAL		4	310	2	316		TOTAL DE MARCHANDE
WASTE AND SCRAP NES	OTHER	15			15	AUTRE	DECHETS ET REBUTS NOA
RUBBER FAB. MATERIALS	PANAM		1		1	PANAM	DEMI-PROD. CAOUTCHOUC
VENEER, PLYWOOD	OTHER	56			56	AUTRE	PLACAGES, CONTRE-PLAQ.
WOOD FAB. MATERIALS	OTHER	181	7		188	AUTRE	DEMI-PRODUITS EN BOIS
PAPER NES	OTHER	11			11	AUTRE	PAPIER NOA
PAPERBOARD	OTHER	11			11	AUTRE	CARTON
TEXTILE FAB. MTL NES	GER			3	3	ALL	OUVR. EN MAT. TEXT. NOA
	PANAM	23	34		57	PANAM	
	OTHER	74	89		163	AUTRE	
COMMODITY TOTAL		97	123	3	223		TOTAL DE MARCHANDE
VEG. OILS, FATS NES	ITALY			76	76	ITAL	HUIL. MAT. GRAS. VEG. NOA
	OTHER	216			216	AUTRE	
COMMODITY TOTAL		216		76	292		TOTAL DE MARCHANDE
INORGANIC CHEMS. NES	OTHER	12			12	AUTRE	PROD. CHIM. INORG. NOA
ORGANIC CHEMICALS NES	OTHER	337	5		342	AUTRE	PROD. CHIM. ORGAN. NOA
PLASTIC MATERIALS	ITALY			5	5	ITAL	MATIERES PLASTIQUES
	PANAM	14	90		14	PANAM	
	OTHER	14	90	5	109	AUTRE	
COMMODITY TOTAL		14	90	5	109		TOTAL DE MARCHANDE
DYESTUFF, PIGMENT, PAINT	PANAM	2	3		5	PANAM	MAT. COLOR. PIG. PEINTURE
	OTHER	4			4	AUTRE	
COMMODITY TOTAL		6	3		9		TOTAL DE MARCHANDE
CHEM. SPECIALTIES NES	PANAM	64	2		66	PANAM	PROD. CHIM. SPECIAUX NOA
	OTHER	64	2		66	AUTRE	
COMMODITY TOTAL		64	2		66		TOTAL DE MARCHANDE
FERRO-ALLOYS	PANAM	34			34	PANAM	FERRO-ALLIAGES
	OTHER	81			81	AUTRE	
COMMODITY TOTAL		115			115		TOTAL DE MARCHANDE
PRIMARY IRON, STEEL NES	OTHER	5			5	AUTRE	FER, ACIER PRIMAIR. NOA
CASTINGS, FORGINGS	ITALY			20	20	ITAL	MOUL. PIECES FORGEES
	OTHER	2,484			2,484	AUTRE	
COMMODITY TOTAL		2,484		20	2,504		TOTAL DE MARCHANDE
BAR AND RODS, STEEL	OTHER	12			12	AUTRE	BARRES ET TIGES ACIER
PLATE & SHEET STEEL	DENMK	393			393	DANMK	TOLES, FEUILLES DACIER
	ITALY		4,254		4,254	ITAL	
	OTHER	1,392			1,392	AUTRE	
COMMODITY TOTAL		1,785	4,254		6,039		TOTAL DE MARCHANDE
STRUCTURAL SHAPES	DENMK	393			393	DANMK	PROFILES DE CONSTRUCT.
	PANAM	112			112	PANAM	
	OTHER	242	19		261	AUTRE	
COMMODITY TOTAL		747	19		766		TOTAL DE MARCHANDE
RAILS & TRACK MATERIAL	ITALY			147	147	ITAL	RAILS, MAT. VOIE FERREE
	OTHER		108		108	AUTRE	
COMMODITY TOTAL			108	147	255		TOTAL DE MARCHANDE
PIPES, TUBES, IRON, STEEL	DENMK	48			48	DANMK	TUYAUX, TUBES FER, ACIER
	NETH	787			787	P-BAS	
	PANAM		2		2	PANAM	
	OTHER	82			82	AUTRE	
COMMODITY TOTAL		917	2		919		TOTAL DE MARCHANDE
WIRE	ITALY			9	9	ITAL	FIL METALLIQUE
ALUMINUM	PANAM		76		76	PANAM	ALUMINIUM
	OTHER		60		60	AUTRE	
COMMODITY TOTAL			136		136		TOTAL DE MARCHANDE
NON-FERROUS METALS NES	OTHER	205			205	AUTRE	METAUX NON-FERREUX NOA
METAL FAB. BASIC PROC.	GER			8	8	ALL	OUVR. DE BASE EN METAL

TABLE 2. CARGOES UNLOADED AT CANADIAN PORTS FROM FOREIGN COUNTRIES.

TABLEAU 2. MARCHANDISES DECHARGEES DANS LES PORTS CANADIENS EN PROVENANCE DE PAYS ETRANGERS.

COUNTRY OF ORIGIN AND KIND OF CARGO	REGISTRY OF VESSEL	ATLANTIC ATLANTIQUE	GREAT LAKES GRANDS LACS	PACIFIC PACIFIQUE	TOTAL TOTAL	IMMATIC. DU NAVIRE	PAYS D'ORIGINE ET MARCHANDISE
ITALY	CONT.						ITALIE
	ITALY			426	426	ITAL	SUITE
	LIBER			23	23	LIBER	
	PANAM				31	PANAM	
	OTHER	11	20		845	AUTRE	
COMMODITY TOTAL		279	566		1,333		TOTAL DE MARCHANDISE
BRICKS, TILES NES	ITALY	290	586	457	223	ITAL	BRIQUES, TUILES NDA
	LIBER			30	30	LIBER	
	PANAM	68	4		72	PANAM	
	OTHER	55			55	AUTRE	
COMMODITY TOTAL		123	4	253	380		TOTAL DE MARCHANDISE
GLASS BASIC PRODUCTS	GER			95	95	ALL	OUVR. DE BASE EN VERRE
	ITALY			24	24	ITAL	
	LIBER			333	333	LIBER	
	PANAM	905	490		1,395	PANAM	
	OTHER	499	39		538	AUTRE	
COMMODITY TOTAL		1,404	529	452	2,385		TOTAL DE MARCHANDISE
NON-MET. MIN. BASIC PROD	GER			45	45	ALL	PROD. MIN. NON-MET. BASE
	ITALY			116	116	ITAL	
	PANAM	91	31		122	PANAM	
	OTHER	189	192		381	AUTRE	
COMMODITY TOTAL		280	223	161	664		TOTAL DE MARCHANDISE
MISC. FABRICATED PROD.	ITALY			99	99	ITAL	OUVRAGES DIVERS
	OTHER		2		2	AUTRE	
COMMODITY TOTAL			2	99	101		TOTAL DE MARCHANDISE
TRACTORS	ITALY			112	112	ITAL	TRACTEURS
	PANAM				22	PANAM	
	OTHER	698	906		1,604	AUTRE	
COMMODITY TOTAL		698	928	112	1,738		TOTAL DE MARCHANDISE
MACHINERY NES	GER			18	18	ALL	MACHINES NDA
	ITALY			9	9	ITAL	
	LIBER			46	46	LIBER	
	PANAM	36	295		331	PANAM	
	OTHER	2,691	624		3,315	AUTRE	
COMMODITY TOTAL		2,727	919	73	3,719		TOTAL DE MARCHANDISE
PASS. AUTOS AND CHASSIS	GER				2,325	ALL	VOITURES PART. CHASSIS
	NORW	6,087			6,087	NORW	
	JAPAN	1,426			1,426	JAPON	
	OTHER	1	1		2	AUTRE	
COMMODITY TOTAL		9,839	1		9,840		TOTAL DE MARCHANDISE
MOTOR VEHICLE ENGINES	ITALY			1	1	ITAL	MOTEURS DE VEH. AUTOM.
	PANAM	5	2		7	PANAM	
COMMODITY TOTAL		5	2	1	8		TOTAL DE MARCHANDISE
ROAD MOTOR VEH. NES	ITALY			6	6	ITAL	VEH. AUTOM. ROUTIERS NDA
SHIPS, AIRCRAFT, MIS. VEH	OTHER	26	15		41	AUTRE	NAVIRES, AVIONS, VEH. DIV
RUBBER TIRES AND TUBES	ITALY			2	2	ITAL	PNEUS, CHAMBRES A AIR
	LIBER			1	1	LIBER	
COMMODITY TOTAL				3	3		TOTAL DE MARCHANDISE
EQUIPMENT MISC.	DENMK	253			253	DANMK	MATERIEL DIVERS
	ITALY			112	112	ITAL	
	LIBER			1	1	LIBER	
	PANAM	348	92		440	PANAM	
	OTHER	893	125		1,018	AUTRE	
COMMODITY TOTAL		1,494	217	113	1,824		TOTAL DE MARCHANDISE
PERSONAL, HOUSEHOLD GOODS	GER			70	70	ALL	ART. PERS. ET MENAGERS
	ITALY			112	112	ITAL	
	LIBER			35	35	LIBER	
	PANAM	27	252		279	PANAM	
	OTHER	1,396	375		1,771	AUTRE	
COMMODITY TOTAL		1,423	627	217	2,267		TOTAL DE MARCHANDISE
FIREARMS, AMMUNITION	CAN				53	CAN	ARMES A FEU, MUNITIONS
	OTHER	2			2	AUTRE	
COMMODITY TOTAL		55			55		TOTAL DE MARCHANDISE
CONTAINERS, CLOSURES	ITALY			18	18	ITAL	CONTENEURS, FERMETURES
	PANAM	12			12	PANAM	
COMMODITY TOTAL		12		18	30		TOTAL DE MARCHANDISE
MISC. END PRODUCTS NES	ITALY			7	7	ITAL	PRODUITS FINIS DIV. NDA
	LIBER			2	2	LIBER	
	PANAM	33	25		58	PANAM	
	OTHER	12	24		36	AUTRE	
COMMODITY TOTAL		45	49	9	103		TOTAL DE MARCHANDISE
GENERAL CARGO	ITALY			21	21	ITAL	MARCHANDISES DIVERSES
	LIBER			2	2	LIBER	
	PANAM	67	2		69	PANAM	
	OTHER	3,237	186		3,423	AUTRE	
COMMODITY TOTAL		3,304	188	23	3,515		TOTAL DE MARCHANDISE
CONTAINERIZED FREIGHT	GER	19,058			19,058	ALL	FRET CONTENEURESE
	ITALY	7,121			7,121	ITAL	
	LIBER	8,539			8,539	LIBER	
	OTHER	65,437	5,343		70,780	AUTRE	
COMMODITY TOTAL		100,155	5,343		105,498		TOTAL DE MARCHANDISE
COUNTRY/REGION TOTAL		155,512*	17,754*	3,410*	176,676*		TOTAL DE PAYS/REGION
NETHERLANDS							PAYS-BAS
FISH, FRESH OR FROZEN	GER		7		7	ALL	POISSON, FRAIS OU CONG.

TABLE 2. CARGOES UNLOADED AT CANADIAN PORTS FROM FOREIGN COUNTRIES.

TABLEAU 2. MARCHANDISES DECHARGEES DANS LES PORTS CANADIENS EN PROVENANCE DE PAYS ETRANGERS.

COUNTRY OF ORIGIN AND KIND OF CARGO	REGISTRY OF VESSEL	ATLANTIC ATLANTIQUE	GREAT LAKES GRANDS LACS	PACIFIC PACIFIQUE	TOTAL TOTAL	IMMATIC. DU NAVIRE	PAYS D'ORIGINE ET MARCHANDISE
NETHERLANDS CONT. FISH, SALTED OR CURED FISH, CANNED CHEESE	OTHER	2			2	AUTRE	PAYS-BAS
	GER	4			4	ALL	SUITE
	GER	43	23	24	90	ALL	PCISSDN, SALE OU FUME
	SWEDN	28			28	SUEDE	PDISSON EN BOITES
	OTHER	14			30	AUTRE	FROMPAGE
COMMODITY TOTAL		85	23	40	148		TOTAL DE MARCHANDISE
VEGETABLES, FRESH	OTHER		6		6	AUTRE	LEGUMES, FRAIS
VEGETABLES, DRIED	OTHER	5			5	AUTRE	LEGUMES, SECS
VEGETABLE PREP. NES	SWEDN	63			63	SUEDE	PREP. DE LEGUMES NDA
MOLASSES, CRUDE	U K	8,181			8,181	R U	MELASSE, BRUTE
SUGAR PREPARATIONS	GER		4		4	ALL	PREP. A BASE DE SUCRE
	OTHER	1			1	AUTRE	
COMMODITY TOTAL		1	4		5		TOTAL DE MARCHANDISE
COCOA AND CHOCOLATE	OTHER	116		6	122	AUTRE	CACAO ET CHOCOLAT
TEA	GER	24	67	37	128	ALL	THE
	OTHER	44	30		74	AUTRE	
COMMODITY TOTAL		68	97	37	202		TOTAL DE MARCHANDISE
SPICES	GER			4	4	ALL	EPICES
MISC. FODD PREP. NES	GER		53	109	162	ALL	DIV. PREP. ALIM. NDA
	SWEDN	91			91	SUEDE	
	LIBER			11	11	LIBER	
	OTHER			63	63	AUTRE	
COMMODITY TOTAL		91	53	183	327		TOTAL DE MARCHANDISE
ALE, BEER, STOUT, PORTER	GER		1,394		1,394	ALL	ALE, BIERE, STOUT, PORTER
WINES	GER	6	1,463		1,469	ALL	VINS
	OTHER		696		696	AUTRE	
COMMODITY TOTAL		6	2,159		2,165		TOTAL DE MARCHANDISE
DIST. ALCOHOLIC BEV.	GER		40	1,058	1,098	ALL	BOISS. ALCOOL. DIST.
	LIBER			116	116	LIBER	
	OTHER	5	13	344	362	AUTRE	
COMMODITY TOTAL		5	53	1,518	1,576		TOTAL DE MARCHANDISE
TOBACCO NES	GER			1	1	ALL	TABACS NDA
SEEDS FOR SOWING NES	GER			5	5	ALL	GRAINES DE SEMENCE NDA
	OTHER			3	3	AUTRE	
COMMODITY TOTAL				8	8		TOTAL DE MARCHANDISE
OIL SEEDS, NUTS NES	GREEK			3	3	GRECC	GRAINES, NOIX OLEAG. NDA
	OTHER	2			2	AUTRE	
COMMODITY TOTAL		2		3	5		TOTAL DE MARCHANDISE
NURSERY, GREENHOUSE STOCK	SWEDN	587			587	SUEDE	PROD. PEPINIERE, SERRE
	OTHER	95		24	119	AUTRE	
COMMODITY TOTAL		682		24	706		TOTAL DE MARCHANDISE
WOOL AND ANIMAL HAIR	OTHER	11			11	AUTRE	LAINES, POILS ANIMAL
TEXTILE FIBRES NES	SWEDN	238			238	SUEDE	FIBRES TEXTILES NDA
ALUMINA, BAUXITE ORES	GER	2,424			2,424	ALL	MINERAIS ALUMINE, BAUX.
ORES AND CONC. NES	GER			6	6	ALL	MINERAIS ET CONC. NDA
	OTHER			11	11	AUTRE	
COMMODITY TOTAL				17	17		TOTAL DE MARCHANDISE
NDN-FERROUS MET. SCRAP	GER			5	5	ALL	DECHETS METAL. NDN FER.
PAPER NES	GER			23	23	ALL	PAPIER NDA
PAPERBOARD	OTHER		54		54	AUTRE	CARTON
BLDG. PAPER AND BOARD	GER	125			125	ALL	PLAQ. CONSTR., PAP./CART.
	SWEDN	230			230	SUEDE	
	OTHER	130			130	AUTRE	
COMMODITY TOTAL		485			485		TOTAL DE MARCHANDISE
TEXTILE FAB. MTL NES	GER			1	1	ALL	OUVR. EN MAT. TEXT. NDA
	OTHER	14		3	17	AUTRE	
COMMODITY TOTAL		14		4	18		TOTAL DE MARCHANDISE
OILS, FATS, WAXES NES	NORV	888			888	NORV	HUIL. MAT. GRAS. CIRE NDA
	LIBER			2,771	2,771	LIBER	
COMMODITY TOTAL		888		2,771	3,659		TOTAL DE MARCHANDISE
SULPHURIC ACID	LIBER	253			253	LIBER	ACIDE SULFURIQUE
METALLIC SALTS	U K	284			284	R U	SELS METALLIQUES
	GER			45	45	ALL	
	OTHER	1			1	AUTRE	
COMMODITY TOTAL		285		45	330		TOTAL DE MARCHANDISE
INORGANIC CHEMS. NES	U K	6,103			6,103	R U	PROD. CHIM. INORG. NDA
	GER	189	18	21	228	ALL	
	NORV	6,020			6,020	NORV	
	OTHER	17	2		19	AUTRE	
COMMODITY TOTAL		12,329	20	21	12,370		TOTAL DE MARCHANDISE
GLYCOL	NORV	1,186			1,186	NORV	GLYCOL
ORGANIC CHEMICALS NES	GER	266	99	86	451	ALL	PROD. CHIM. ORGAN. NDA
	GREEK			11	11	GRECC	
	ITALY	820			820	ITAL	
	NORV	32,801			32,801	NORV	
	LIBER	3,864	6,609		10,473	LIBER	
	OTHER	118	75		193	AUTRE	
COMMODITY TOTAL		37,869	6,783	97	44,749		TOTAL DE MARCHANDISE
FERTILIZERS NES	LIBER	112			112	LIBER	ENGRAIS CHIMIQUE NDA
AGRICULTURAL CHEMICALS	LIBER			17	17	LIBER	PROD. CHIM. AGRICOLES
	OTHER	23			23	AUTRE	
COMMODITY TOTAL		23		17	40		TOTAL DE MARCHANDISE
PLASTIC MATERIALS	GER	31	21	36	88	ALL	MATIERES PLASTIQUES
	OTHER	286			286	AUTRE	
COMMODITY TOTAL		317	21	36	374		TOTAL DE MARCHANDISE
DYESTUFF, PIGMENT, PAINT	GER	8			8	ALL	MAT. COLOR. PIG. PEINTURE

TABLE 2. CARGOES UNLOADED AT CANADIAN PORTS FROM FOREIGN COUNTRIES.

TABLEAU 2. MARCHANDISES DECHARGEES DANS LES PORTS CANADIENS EN PROVENANCE DE PAYS ETRANGERS.

COUNTRY OF ORIGIN AND KIND OF CARGO	REGISTRY OF VESSEL	ATLANTIC ATLANTIQUE	GREAT LAKES GRANDS LACS	PACIFIC PACIFIQUE	TOTAL TOTAL	IMMATIC. DU NAVIRE	PAYS D'ORIGINE ET MARCHANDE
NETHERLANDS	CDNT.						PAYS-BAS
	OTHER	4		33	37	AUTRE	SUITE
COMMOITY TOTAL		12		33	45		TOTAL DE MARCHANDEISE
CHEM. SPECIALTIES NES	NORW		706		706	NORV	PROD. CHIM. SPECIAUX NDA
	OTHER			9	9	AUTRE	
COMMOITY TOTAL			706	9	715		TOTAL DE MARCHANDEISE
LUBRICATING OIL, GREASE	NORW		930		930	NORV	HUILE, GRAISSE LUBRIF.
	LIBER	60			60	LIBER	
COMMOITY TOTAL		60	930		990		TOTAL DE MARCHANDEISE
COKE	U K	5,517			5,517	R U	COKE
	NORW	10,342	13,958		24,300	NORV	
	SWEON		2,204		2,204	SUEDE	
	LIBER	43,101	11,842		54,943	LIBER	
	OTHER	19,950			19,950	AUTRE	
COMMOITY TOTAL		78,910	28,004		106,914		TOTAL DE MARCHANDEISE
PRIMARY IRON, STEEL NES	SWEON	59			59	SUEDE	FER, ACIER PRIMAIR. NDA
BARS AND RODS, STEEL	SWEON	134			134	SUEDE	BARRES ET TIGES ACIER
	OTHER	105			105	AUTRE	
COMMOITY TOTAL		239			239		TOTAL DE MARCHANDEISE
PLATE & SHEET STEEL	GER		13		13	ALL	TOLES, FEUILLES D'ACIER
	SWEON	301			301	SUEDE	
	OTHER	162			162	AUTRE	
COMMOITY TOTAL		463	13		476		TOTAL DE MARCHANDEISE
STRUCTURAL SHAPES	SWEON	374			374	SUEDE	PROFILES DE CONSTRUCT.
	OTHER	35			35	AUTRE	
COMMOITY TOTAL		409			409		TOTAL DE MARCHANDEISE
PIPES, TUBES: IRON, STEEL	PANAM	257			257	PANAM	TUYAUX, TUBES: FER, ACIER
	OTHER	111			111	AUTRE	
COMMOITY TOTAL		368			368		TOTAL DE MARCHANDEISE
ALUMINUM	GER		8		8	ALL	ALUMINIUM
NON-FERROUS METALS NES	U K	411			411	R U	METAUX NON-FERREUX NDA
	GER		5		5	ALL	
	NORW	5,394			5,394	NORV	
COMMOITY TOTAL		5,805	5		5,810		TOTAL DE MARCHANDEISE
METAL FAB. BASIC PROD.	GER	45	8	7	60	ALL	OUVR. DE BASE EN METAL
	GREEK			9	9	GREGC	
	PANAM	1			1	PANAM	
	OTHER	53			53	AUTRE	
COMMOITY TOTAL		99	8	16	123		TOTAL DE MARCHANDEISE
BRICKS, TILES NES	U K	771			771	R U	BRIQUES, TILES NDA
	GER	367			367	ALL	
	NORW	5,394			5,394	NORV	
COMMOITY TOTAL		6,532			6,532		TOTAL DE MARCHANDEISE
GLASS BASIC PRODUCTS	OTHER			9	9	AUTRE	OUVR. DE BASE EN VERRE
NON-MET. MIN. BASIC PROD	GER	74		4	78	ALL	PROD. MIN. NON-MET. BASE
	OTHER	18			18	AUTRE	
COMMOITY TOTAL		92		4	96		TOTAL DE MARCHANDEISE
MISC. FABRICATED PROD.	GER			14	14	ALL	OUVRAGES DIVERS
TRACTORS	GER	37			37	ALL	TRACTEURS
	SWEON	810			810	SUEDE	
	OTHER	405			405	AUTRE	
COMMOITY TOTAL		1,252			1,252		TOTAL DE MARCHANDEISE
MACHINERY NES	GER	120	45	41	206	ALL	MACHINES NDA
	SWEON	651		7	658	SUEDE	
	OTHER	620		11	631	AUTRE	
COMMOITY TOTAL		1,391	45	59	1,495		TOTAL DE MARCHANDEISE
RAILWAY ROLLING STOCK	SWEON			1	1	SUEDE	MAT. ROUL. DE CH. DE FER
PASS. AUTOS AND CHASSIS	GER			3	3	ALL	VOITURES PART., CHASSIS
	SWEON	800			800	SUEDE	
	OTHER	665			665	AUTRE	
COMMOITY TOTAL		1,465		3	1,468		TOTAL DE MARCHANDEISE
MOTOR VEHICLE ENGINES	GER			131	131	ALL	MOTEURS DE VEH. AUTOM.
	LIBER			6	6	LIBER	
COMMOITY TOTAL				137	137		TOTAL DE MARCHANDEISE
ROAD MOTOR VEH. NES	SWEON	15			15	SUEDE	VEH. AUTOM. ROUTIERS NDA
	OTHER	46			46	AUTRE	
COMMOITY TOTAL		61			61		TOTAL DE MARCHANDEISE
SHIPS, AIRCRAFT, MIS. VEH	U K			12	12	R U	NAVIRES, AVIONS, VEH. DIV
	LIBER			1	1	LIBER	
	OTHER	58			58	AUTRE	
COMMOITY TOTAL		58		13	71		TOTAL DE MARCHANDEISE
EQUIPMENT MISC.	U K	3			3	R U	MATERIEL DIVERS
	GER			1	1	ALL	
	GREEK			1	1	GREGC	
	LIBER			1	1	LIBER	
	OTHER	225			225	AUTRE	
COMMOITY TOTAL		228		3	231		TOTAL DE MARCHANDEISE
PERSONAL, HOUSEHOLD GOODS	GER		13	99	112	ALL	ART. PERS. ET MENAGERS
	GREEK			9	9	GREGC	
	LIBER			3	3	LIBER	
	PANAM			1	1	PANAM	
	OTHER	5		9	14	AUTRE	
COMMOITY TOTAL		5	13	9	14		TOTAL DE MARCHANDEISE
CONTAINERS, CLOSURES	GER		10		10	ALL	CONTENEURS, FERMETURES
	NETH	155			155	P. BAS	
	PANAM	170			170	PANAM	
COMMOITY TOTAL		325	10	121	335		TOTAL DE MARCHANDEISE

TABLE 2. CARGOES UNLOADED AT CANADIAN PORTS FROM FOREIGN COUNTRIES.

TABLEAU 2. MARCHANDISES DECHARGEES DANS LES PORTS CANADIENS EN PROVENANCE DE PAYS ETRANGERS.

COUNTRY OF ORIGIN AND KIND OF CARGO	REGISTRY OF VESSEL	ATLANTIC ATLANTIQUE	GREAT LAKES GRANDS LACS	PACIFIC PACIFIQUE	TOTAL TOTAL	IMMATIC. DU NAVIRE	PAYS D'ORIGINE ET MARCHANDISE
NETHERLANDS CONT.							
MISC. END PRODUCTS NES	GER			1	1	ALL	PAYS-BAS
	OTHER	379			379	AUTRE	SUITE
COMMODITY TOTAL		379		1	380		PRODUITS FINIS DIV.NDA
GENERAL CARGO	GER	56		10	66	ALL	TOTAL DE MARCHANDISE
	SWEON	256			256	SUEDE	MARCHANDISES DIVERSES
	OTHER	184		2	186	AUTRE	
COMMODITY TOTAL		496		12	508		TOTAL DE MARCHANDISE
CONTAINERIZED FREIGHT	U K	142,187		2,047	144,234	R U	FRET CONTENEURESE
	DENMK			1,953	1,953	DANMK	
	GER	39	3,137		3,176	ALL	
	NETH	28			28	P.BAS	
	SWEON	5,319		2,367	7,686	SUEDE	
	OTHER	4,711	720		5,431	AUTRE	
COMMODITY TOTAL		152,284	3,857	6,367	162,508		TOTAL DE MARCHANDISE
COUNTRY/REGION TOTAL		316,737*	44,273*	11,662*	372,672*		TOTAL DE PAYS/REGION
NORWAY							
SHELL FISH,NES	DENMK	100			100	DANMK	NORVEGE
SPICES	NETH	1			1	P.BAS	MOLLUSQUES CRUST.,NDA
STONE,CRUDE NES	SWEON	66			66	SUEDE	EPICES
	OTHER		169		169	AUTRE	PIERRE BRUTE NDA
COMMODITY TOTAL		66	169		235		TOTAL DE MARCHANDISE
SALT	NETH	280			280	P.BAS	SEL
WASTE AND SCRAP NES	NORV	50			50	NORV	OECHETS ET REBUTS NCA
OILS,FATS,WAXES NES	NORV	20			20	NORV	HUIL.MAT.GRAS.CIRE NDA
SULPHURIC ACID	NORV	6,710			6,710	NORV	ACIDE SULFURIQUE
INORGANIC CHEMS. NES	NORV		3		3	NORV	PRCD.CHIM.INORG.NDA
COKE	NORV	5,238			5,238	NORV	COKE
FERRO-ALLOYS	OTHER		575		575	AUTRE	FERRO-ALLIAGES
COPPER AND ALLOYS	NORV		67		67	NORV	CUIVRE ET ALLIAGES
NICKEL AND ALLOYS	NORV	12,705	2,777		15,482	NORV	NICKEL ET ALLIAGES
NON-FERROUS METALS NES	NORV		58		58	NORV	METAUX NON-FERREUX NDA
MACHINERY NES	NORV	44			44	NORV	MACHINES NDA
	OTHER	18			18	AUTRE	
COMMODITY TOTAL		62			62		TOTAL DE MARCHANDISE
EQUIPMENT MISC.	NETH	1			1	P.BAS	MATERIEL DIVERS
	NORV			5	5	NORV	
COMMODITY TOTAL		1		5	6		TOTAL DE MARCHANDISE
CONTAINERS,CLOSURES	DENMK	89			89	DANMK	CONTENEURS,FERMETURES
	NETH	350			350	P.BAS	
	NORV	56			56	NORV	
COMMODITY TOTAL		495			495		TOTAL DE MARCHANDISE
GENERAL CARGO	OTHER	92			92	AUTRE	MARCHANDISES DIVERSES
COUNTRY/REGION TOTAL		25,820*	3,649*	5*	29,474*		TOTAL DE PAYS/REGION
PORTUGAL							
CHEESE	OTHER		4		4	AUTRE	PORTUGAL
BAKERY PROD.INC.FROZEN	OTHER		7		7	AUTRE	FROMAGE
FRUIT,PRES.NOT CANNED	PANAM		3		3	PANAM	PRCD.BOUL.,PROD.CONG.
	OTHER		2		2	AUTRE	CONS. FRUITS NON BOITE
COMMODITY TOTAL			5		5		TOTAL DE MARCHANDISE
VEGETABLE PREP.NES	GER			59	59	ALL	PREP. DE LEGUMES NDA
	CAN	250			250	CAN	
COMMODITY TOTAL		250		59	309		TOTAL DE MARCHANDISE
MISC.FOOD PREP.NES	GER			3	3	ALL	DIV.PREP.ALIM.NDA
	PANAM	6			6	PANAM	
	OTHER	805	603	64	1,472	AUTRE	
COMMODITY TOTAL		811	603	67	1,481		TOTAL DE MARCHANDISE
WINES	GER			100	100	ALL	VINS
	LIBER			100	100	LIBER	
	PANAM		46		46	PANAM	
	OTHER	53	14		67	AUTRE	
COMMODITY TOTAL		53	60	200	313		TOTAL DE MARCHANDISE
DIST.ALCOHOLIC BEV.	GER			282	282	ALL	BOISS.ALCOOL.DIST.
	PANAM		30		30	PANAM	
	OTHER			132	132	AUTRE	
COMMODITY TOTAL			30	414	444		TOTAL DE MARCHANDISE
CRUDE WOOD MTL. NES	OTHER	6	5		11	AUTRE	MATIERES BOIS BRUT NDA
ORES AND CONC.NES	OTHER		23		23	AUTRE	MINERAIS ET CONC.NDA
STONE,CRUDE NES	OTHER	58			58	AUTRE	PIERRE BRUTE NDA
WOOD FAB.MATERIALS	GER			33	33	ALL	DEMI-PRODUITS EN BOIS
	ITALY			5	5	ITALY	
	PANAM		10		10	PANAM	
	OTHER	448	252		700	AUTRE	
COMMODITY TOTAL		448	262	38	748		TOTAL DE MARCHANDISE
PAPERBOARD	PANAM	17			17	PANAM	CARTON
BLOG.PAPER AND BOARD	OTHER	171			171	AUTRE	PLAQ.CONSTR.,PAP/CART.
CORDAGE,TWINE,ROPE	OTHER	53			53	AUTRE	CORDAGE,FICELLE,CORDE
TEXTILE FAB.MTL NES	PANAM	2	2		4	PANAM	OUVR.EN MAT.TEXT.NDA
	OTHER	19	6		25	AUTRE	
COMMODITY TOTAL		21	8		29		TOTAL DE MARCHANDISE
VEG.OILS,FATS NES	LIBER			9	9	LIBER	HUIL.MAT.GRAS.VEG.NDA

TABLE 2. CARGOES UNLOADED AT CANADIAN PORTS FROM FOREIGN COUNTRIES.

TABEAU 2. MARCHANDISES DECHARGEES DANS LES PORTS CANADIENS EN PROVENANCE DE PAYS ETRANGERS.

COUNTRY OF ORIGIN AND KIND OF CARGO	REGISTRY OF VESSEL	ATLANTIC ATLANTIQUE	GREAT LAKES GRANDS LACS	PACIFIC PACIFIQUE	TOTAL TOTAL	IMMATIC. OU NAVIRE	PAYS D'ORIGINE ET MARCHANDISE
PORTUGAL CONT.							PORTUGAL SUITE
ORGANIC CHEMICALS NES	OTHER	3			3	AUTRE	PRGD.CHIM.ORGAN.NDA
FUEL OIL	OTHER	29,807			29,807	AUTRE	MAZCUT
CASTINGS, FDRGINGS	OTHER	1,045			1,045	AUTRE	MOUL.PIECES FORGEES
STRUCTURAL SHAPES	OTHER		6		6	AUTRE	PROFILES DE CONSTRUCT.
COPPER AND ALLCYS	OTHER		3		3	AUTRE	CLIVRE ET ALLIAGES
METAL FAB.BASIC PROD.	LIBER			5	5	LIBER	OUVR.DE BASE EN METAL
	OTHER	1	5		6	AUTRE	
COMMODITY TOTAL		1	5	5	11		TOTAL DE MARCHANDISE
BRICKS, TILES NES	LIBER			46	46	LIBER	BRIQUES, TUILES NOA
GLASS BASIC PRODUCTS	CAN	3			3	CAN	OUVR.DE BASE EN VERRE
	OTHER		74		74	AUTRE	
COMMODITY TOTAL		3	74		77		TOTAL DE MARCHANDISE
NON-MET.MIN.BASIC PROD	GER			66	66	ALL	PROC.MIN.NON-MET.BASE
	PANAM	4			4	PANAM	
	CAN	5			5	CAN	
	OTHER	16	8		24	AUTRE	
COMMODITY TOTAL		25	8	66	99		TOTAL DE MARCHANDISE
MACHINERY NES	OTHER		11		11	AUTRE	MACHINES NOA
MOTOR VEHICLE ENGINES	OTHER	9			9	AUTRE	MCTEURS DE VEH.AUTOM.
EQUIPMENT MISC.	GER			24	24	ALL	MATERIEL DIVERS
	PANAM	38			38	PANAM	
COMMODITY TOTAL		38		24	62		TOTAL DE MARCHANDISE
PERSONAL, HSEMOLO GOODS	GER			8	8	ALL	ART.PERS.ET MENAGERS
	ITALY			1	1	ITAL	
	LIBER			1	1	LIBER	
	PANAM				23	PANAM	
	OTHER	107	361		468	AUTRE	
COMMODITY TOTAL		110	381	10	501		TOTAL DE MARCHANDISE
FIREARMS, AMMUNITION	OTHER	3			3	AUTRE	ARMES A FEU, MUNITIONS
CONTAINERS, CLCSURES	OTHER		15		15	AUTRE	CONTENEURS, FERMETURES
MISC. END PRODUCTS NES	GER			30	30	ALL	PRODUITS FINIS DIV.NDA
	OTHER		8		8	AUTRE	
COMMODITY TOTAL			8	30	38		TOTAL DE MARCHANDISE
GENERAL CARGO	LIBER			1	1	LIBER	MARCHANDISES DIVERSES
	PANAM	14			14	PANAM	
	OTHER	117	14	5	136	AUTRE	
COMMODITY TOTAL		131	14	6	151		TOTAL DE MARCHANDISE
CONTAINERIZED FREIGHT	GER	1,587			1,587	ALL	FRET CONTENEURESE
	ITALY	2,706			2,706	ITAL	
	OTHER	8,359			8,359	AUTRE	
COMMODITY TOTAL		12,652			12,652		TOTAL DE MARCHANDISE
COUNTRY/REGION TOTAL		45,715*	1,532*	974*	48,221*		TOTAL DE PAYS/REGION
SPAIN							ESPAGNE
FISH, FRESH OR FROZEN	LIBER			7	7	LIBER	POISSON, FRAIS OU CDNG.
FISH, SALTED OR CURED	OTHER	1			1	AUTRE	POISSON, SALE OU FUME
FISH, CANNED	OTHER	2			2	AUTRE	POISSON EN BOITES
FRESH FRUITS, BERRIES	OTHER	200	50		250	AUTRE	FRUITS, BAIES FRAIS
DRIED FRUITS	OTHER		12		12	AUTRE	FRUITS SECS
FRUIT PULP, PUREE	OTHER		10		10	AUTRE	PULPE DE FRUIT, PUREE
FRUIT, PRES. NOT CANNED	GER			7	7	ALL	CONS. FRUITS NON BOITE
	ITALY			67	67	ITAL	
	PANAM	847	351		1,198	PANAM	
	OTHER		204		204	AUTRE	
COMMODITY TOTAL		847	555	74	1,476		TOTAL DE MARCHANDISE
FRUITS, PREP. CANNED	OTHER	200	14		214	AUTRE	FRUITS PREP. EN BOITE
NUTS, EXC. OIL NUTS NES	OTHER		31		31	AUTRE	NOIX, SAUF OLEAG.NDA
VEGETABLES, FRESH	ITALY			7	7	ITAL	LEGUMES, FRAIS
VEGETABLE PREP.NES	GER			20	20	ALL	PREP. DE LEGUMES NOA
	LIBER			85	85	LIBER	
	OTHER	138	107		245	AUTRE	
COMMODITY TOTAL		138	107	105	350		TOTAL DE MARCHANDISE
SUGAR PREPARATIONS	ITALY			7	7	ITAL	PREP. A BASE DE SUCRE
COCOA AND CHCCOLATE	OTHER	1			1	AUTRE	CACAO ET CHCCOLAT
SPICES	GER			31	31	ALL	EPICES
	LIBER			9	9	LIBER	
	OTHER		35		35	AUTRE	
COMMODITY TOTAL			35	40	75		TOTAL DE MARCHANDISE
MISC. FOOD PREP.NES	GER			1	1	ALL	DIV.PREP.ALIM.NDA
	OTHER	752	229		981	AUTRE	
COMMODITY TOTAL		752	229	1	982		TOTAL DE MARCHANDISE
WINES	GER			35	35	ALL	VINS
	ITALY			24	24	ITAL	
	LIBER			48	48	LIBER	
	OTHER	13	427		440	AUTRE	
COMMODITY TOTAL		13	427	107	547		TOTAL DE MARCHANDISE
FERM.ALCOHOLIC BEV.	ITALY			6	6	ITAL	BOISS.ALCOOL.FERME.
DIST.ALCOHOLIC BEV.	GER			101	101	ALL	BOISS.ALCOOL.DIST.
	ITALY			2	2	ITAL	
	LIBER			3	3	LIBER	
	OTHER	27	132		159	AUTRE	
COMMODITY TOTAL		27	132	106	265		TOTAL DE MARCHANDISE
CRUDE ANIMAL PRCD.NES	OTHER	5			5	AUTRE	PR.BRUTS ORIG.ANIM.NOA
CRUDE WOOD PTLS. NES	OTHER	57	247		304	AUTRE	MATIERES BRUS BRUT NOA

TABLE 2. CARGOES UNLOADED AT CANADIAN PORTS FROM FOREIGN COUNTRIES.

TABLEAU 2. MARCHANDISES DECHARGEES DANS LES PORTS CANADIENS EN PROVENANCE DE PAYS ETRANGERS.

COUNTRY OF ORIGIN AND KIND OF CARGO	REGISTRY OF VESSEL	ATLANTIC ATLANTIQUE	GREAT LAKES GRANDS LACS	PACIFIC PACIFIQUE	TOTAL TOTAL	IMMATIC. DU NAVIRE	PAYS D'ORIGINE ET MARCHANDISE
SPAIN							ESPAGNE
TEXTILE FIBRES NES	OTHER	21	2		23	AUTRE	SUITE
STONE, CRUDE NES	OTHER	1			1	AUTRE	FIBRES TEXTILES NDA
FLUORSPAR	GREEK	150			150	GRECC	PIERRE BRUTE NDA
	OTHER		3,880		3,880	AUTRE	SPATH FLUOR
COMMODITY TOTAL		150	3,880		4,030		TOTAL DE MARCHANDISE
CRUDE NON-MET. MIN. NES	OTHER	1			1	AUTRE	MIN. NON-MET. BRUTS NDA
VENEER, PLYWOOD	OTHER	50			50	AUTRE	PLACAGES, CONTRE-PLAQ.
WOOD FAB. MATERIALS	LIBER			5	5	LIBER	DEMI-PRODUITS EN BOIS
	PANAM	5	25		30	PANAM	
	OTHER	213	375		588	AUTRE	
COMMODITY TOTAL		218	400	5	623		TOTAL DE MARCHANDISE
BLDG. PAPER AND BOARD	OTHER	51			51	AUTRE	PLAQ. CONSTR., PAP/CART.
TEXTILE FAB. PTL NES	OTHER	50	40		90	AUTRE	CUVR. EN MAT. TEXT. NDA
VEG. OILS, FATS NES	GER			40	40	ALL	HUIL. MAT. GRAS. VEG. NDA
	ITALY			24	24	ITAL	
	OTHER		3		3	AUTRE	
COMMODITY TOTAL			3	64	67		TOTAL DE MARCHANDISE
INORGANIC CHEMS. NES	OTHER		8		8	AUTRE	PROD. CHIM. INORG. NDA
ORGANIC CHEMICALS NES	OTHER	2	45		47	AUTRE	PROD. CHIM. ORGAN. NDA
FERRO-ALLOYS	OTHER	305	1		306	AUTRE	FERRO-ALLIAGES
BARNS AND RODS, STEEL	GER			8	8	ALL	BARRES ET TIGES ACIER
	LIBER			2	2	LIBER	
COMMODITY TOTAL				10	10		TOTAL DE MARCHANDISE
PLATE & SHEET STEEL	GREEK	5,518			5,518	GRECC	TOLES, FEUILLES D'ACIER
	PANAM	2,233			2,233	PANAM	
COMMODITY TOTAL		7,751			7,751		TOTAL DE MARCHANDISE
STRUCTURAL SHAPES	OTHER	300			300	AUTRE	PROFILES DE CONSTRUCT.
WIRE	LIBER			3	3	LIBER	FIL METALLIQUE
ALUMINIUM	OTHER		61		61	AUTRE	ALUMINIUM
METAL FAB. BASIC PROD.	GER			53	53	ALL	OUVR. DE BASE EN METAL
	OTHER	112	651		763	AUTRE	
COMMODITY TOTAL		112	651	53	816		TOTAL DE MARCHANDISE
BRICKS, TILES NES	GER			19	19	ALL	BRICQUES, TUILES NDA
	OTHER	369	146		515	AUTRE	
COMMODITY TOTAL		369	146	19	534		TOTAL DE MARCHANDISE
GLASS BASIC PRODUCTS	GER			599	599	ALL	OUVR. DE BASE EN VERRE
	LIBER			373	373	LIBER	
	OTHER		49		49	AUTRE	
COMMODITY TOTAL			49	972	1,021		TOTAL DE MARCHANDISE
NON-MET. MIN. BASIC PROD	PANAM		87		87	PANAM	PROD. MIN. NON-MET. BASE
	OTHER	126	17		143	AUTRE	
COMMODITY TOTAL		126	104		230		TOTAL DE MARCHANDISE
MISC. FABRICATED PROD.	OTHER		20		20	AUTRE	OUVRAGES DIVERS
TRACTORS	OTHER		59		59	AUTRE	TRACTEURS
MACHINERY NES	GER			47	47	ALL	MACHINES NDA
	ITALY			13	13	ITAL	
	LIBER			9	9	LIBER	
	PANAM		20		20	PANAM	
	OTHER	456	76		532	AUTRE	
COMMODITY TOTAL		456	96	69	621		TOTAL DE MARCHANDISE
MOTOR VEHICLE ENGINES	LIBER			109	109	LIBER	MOTEURS DE VEH. AUTOM.
	OTHER	1			1	AUTRE	
COMMODITY TOTAL		1		109	110		TOTAL DE MARCHANDISE
ROAD MOTOR VEH. NES	ITALY			17	17	ITAL	VEH. AUTOM. ROUTIERS NDA
SHIPS, AIRCRAFT, MIS. VEH	OTHER		5		5	AUTRE	NAVIRES, AVIONS, VEH. DIV
RUBBER TIRES AND TUBES	GER			85	85	ALL	PNEUS, CHAMBRES A AIR
	ITALY			147	147	ITAL	
	OTHER	102	93		195	AUTRE	
COMMODITY TOTAL		102	93	232	427		TOTAL DE MARCHANDISE
EQUIPMENT MISC.	GER			7	7	ALL	MATERIEL DIVERS
	ITALY			46	46	ITAL	
	LIBER			1	1	LIBER	
	PANAM		60		60	PANAM	
	OTHER	6	271		277	AUTRE	
COMMODITY TOTAL		6	331	54	391		TOTAL DE MARCHANDISE
PERSONAL, HOUSEHOLD GOODS	GER			12	12	ALL	ART. PERS. ET MENAGERS
	ITALY			1	1	ITAL	
	LIBER			7	7	LIBER	
	PANAM		40		40	PANAM	
	OTHER	282	256		538	AUTRE	
COMMODITY TOTAL		282	296	20	598		TOTAL DE MARCHANDISE
MISC. END PRODUCTS NES	LIBER			1	1	LIBER	PRODUITS FINIS DIV. NDA
	PANAM		4		4	PANAM	
	OTHER		8		8	AUTRE	
COMMODITY TOTAL			12	1	13		TOTAL DE MARCHANDISE
GENERAL CARGO	GER			1	1	ALL	MARCHANDISES DIVERSES
	LIBER			1	1	LIBER	
	PANAM	2			2	PANAM	
	OTHER	2,385	13		2,398	AUTRE	
COMMODITY TOTAL		2,387	13	2	2,402		TOTAL DE MARCHANDISE
CONTAINERIZED FREIGHT	GER	5,025			5,025	ALL	FRET CONTENEURESE
	ITALY	1,494			1,494	ITAL	
	LIBER	1,973			1,973	LIBER	
	OTHER	11,967	700		12,667	AUTRE	
COMMODITY TOTAL		20,459	700		21,159		TOTAL DE MARCHANDISE
COUNTRY/REGION TOTAL		35,443*	8,864*	2,090*	46,397*		TOTAL DE PAYS/REGION

TABLE 2. CARGOES UNLOADED AT CANADIAN PORTS FROM FOREIGN COUNTRIES.

TABLEAU 2. MARCHANDISES DECHARGEES DANS LES PORTS CANADIENS EN PROVENANCE DE PAYS ETRANGERS.

COUNTRY OF ORIGIN AND KIND OF CARGO	REGISTRY OF VESSEL	ATLANTIC ATLANTIQUE	GREAT LAKES GRANDS LACS	PACIFIC PACIFIQUE	TOTAL TOTAL	IMMATIC. DU NAVIRE	PAYS D'ORIGINE ET MARCHANDISE
SWEDEN							SUEDE
MEAT AND MEAT PREP. NES	U K GER	57 15			57 15	R U ALL	VIANDES ET PREP. NDA
COMMODITY TOTAL		72			72		
FISH, FRESH OR FROZEN	SWEDN			2	2	SUEDE	TOTAL DE MARCHANDISE POISSON, FRAIS OU CONG.
BUTTER	OTHER	1,102		1,144	2,246	AUTRE	BEURRE
BAKERY PROD. INC. FROZEN	GER	24			24	ALL	PROD. BOUL., PRODD. CONG.
TOBACCO NES	U K GER	54 14			54 14	R U ALL	TABACS NDA
COMMODITY TOTAL		68			68		TOTAL DE MARCHANDISE
CRUDE WOOD MTLs. NES	OTHER	220			220	AUTRE	MATIERES BOIS BRUT NDA
IRON ORE AND CONC	GREEK	27,572			27,572	GRECQ	MINERAL, CONC. DE FER
	NETH	38,564			38,564	P. BAS	
	NORW	24,003			24,003	NORV	
	OTHER	21,037			21,037	AUTRE	
COMMODITY TOTAL		111,176			111,176		TOTAL DE MARCHANDISE
STONE, CRUDE NES	GER	6			6	ALL	PIERRE BRUTE NDA
	SWEDN	677			677	SUEDE	
	OTHER	361			361	AUTRE	
COMMODITY TOTAL		1,044			1,044		TOTAL DE MARCHANDISE
LUMBER AND TIMBER	OTHER	34			34	AUTRE	BOIS D'OEUVRE ET CHARP.
VENEER, PLYWOOD	SWEDN	348			348	SUEDE	PLACAGES, CONTRE-PLAQ.
	OTHER	253			253	AUTRE	
COMMODITY TOTAL		601			601		TOTAL DE MARCHANDISE
WOOD FAB. MATERIALS	OTHER	542			542	AUTRE	DEMI-PRODUITS EN BOIS
PULP	LIBER	1,720			1,720	LIBER	PATE
	OTHER	1,558			1,558	AUTRE	
COMMODITY TOTAL		3,278			3,278		TOTAL DE MARCHANDISE
PAPER NES	SWEDN	10			10	SUEDE	PAPIER NCA
	OTHER	82			82	AUTRE	
COMMODITY TOTAL		92			92		TOTAL DE MARCHANDISE
PAPERBOARD	SWEDN	26			26	SUEDE	CARTON
	OTHER	7			7	AUTRE	
COMMODITY TOTAL		33			33		TOTAL DE MARCHANDISE
BLOG. PAPER AND BOARD	GER	59			59	ALL	PLAQ. CONSTR., PAP/CART.
	SWEDN	368			368	SUEDE	
	OTHER	274	80		354	AUTRE	
COMMODITY TOTAL		701	80		781		TOTAL DE MARCHANDISE
SULPHURIC ACID	NORW	25,664			25,664	NORV	ACIDE SULFURIQUE
	OTHER	6,948			6,948	AUTRE	
COMMODITY TOTAL		32,612			32,612		TOTAL DE MARCHANDISE
ORGANIC CHEMICALS NES	OTHER	6			6	AUTRE	PROD. CHIM. ORGAN. NDA
SYNTHETIC RUBBER	U K GER	177 132			177 132	R U ALL	CACOUTCHOUC SYNTHETIQUE
COMMODITY TOTAL		309			309		TOTAL DE MARCHANDISE
PLASTIC MATERIALS	U K	2			2	R U	MATIERES PLASTIQUES
CHEM. SPECIALTIES NES	OTHER	6			6	AUTRE	PROD. CHIM. SPECIAUX NDA
FERRC-ALLOYS	GER	51			51	ALL	FERRC-ALLIAGES
	OTHER	1,314			1,314	AUTRE	
COMMODITY TOTAL		1,365			1,365		TOTAL DE MARCHANDISE
PRIMARY IRON, STEEL NES	SWEDN	522			522	SUEDE	FER, ACIER PRIMAIR. NDA
	OTHER	1,109			1,109	AUTRE	
COMMODITY TOTAL		1,631			1,631		TOTAL DE MARCHANDISE
BARs AND RODS, STEEL	SWEDN	65			65	SUEDE	BARRES ET TIGES ACIER
PLATE & SHEET STEEL	U K NORW SWEDN	165 656	10,367		10,367	R U NORV SUEDE	TOLES, FEUILLES DACIER
	OTHER	136			136	AUTRE	
COMMODITY TOTAL		957	10,367	94	11,418		TOTAL DE MARCHANDISE
STRUCTURAL SHAPES	SWEDN	2,416		86	2,502	SUEDE	PROFILES DE CONSTRUCT.
	OTHER	2,004	1,265	86	3,269	AUTRE	
COMMODITY TOTAL		4,420	1,265	86	5,771		TOTAL DE MARCHANDISE
PIPES, TUBES: IRON, STEEL	GER	114			114	ALL	TUYAUX, TUBES: FER, ACIER
	SWEON		902		902	SUEDE	
	OTHER		902	13	1,029	AUTRE	
COMMODITY TOTAL		114	902	13	1,029		TOTAL DE MARCHANDISE
WIRE	U K	7			7	R U	FIL METALLIQUE
METAL FAB. BASIC PROD.	U K GER	20 24			20 24	R U ALL	OUVR. DE BASE EN METAL
	NORW	143			143	NORV	
	SWEDN	162			162	SUEDE	
COMMODITY TOTAL		349			349		TOTAL DE MARCHANDISE
TRACTORS	U K GER	423 390			423 390	R U ALL	TRACTEURS
	NETH	117			117	P. BAS	
	SWEDN	899		131	1,030	SUEDE	
	OTHER	132			132	AUTRE	
COMMODITY TOTAL		1,961		131	2,092		TOTAL DE MARCHANDISE
MACHINERY NES	U K GER	178 76			178 76	R U ALL	MACHINES NDA
	SWEDN	3,565		246	3,811	SUEDE	
	OTHER	2,631	392	246	3,023	AUTRE	
COMMODITY TOTAL		6,450	392	246	7,088		TOTAL DE MARCHANDISE
PASS. AUTOS AND CHASSIS	U K GER	1,523 1,378			1,523 1,378	R U ALL	VOITURES PART., CHASSIS
	SWEDN	237		123	360	SUEDE	
	OTHER	31			31	AUTRE	
COMMODITY TOTAL		3,169		123	3,292		TOTAL DE MARCHANDISE

TABLE 2. CARGOES UNLOADED AT CANADIAN PORTS FROM FOREIGN COUNTRIES.

TABLEAU 2. MARCHANDISES DECHARGEES DANS LES PORTS CANADIENS EN PROVENANCE DE PAYS ETRANGERS.

COUNTRY OF ORIGIN AND KIND OF CARGO	REGISTRY OF VESSEL	ATLANTIC ATLANTIQUE	GREAT LAKES GRANDS LACS	PACIFIC PACIFIQUE	TOTAL TOTAL	IMMATIC. DU NAVIRE	PAYS D'ORIGINE ET MARCHANDISE
SWEDEN							SUEDE
TRUCKS AND CHASSIS	SWEDN	36			36	SUEDE	CAMIONS ET CHASSIS
MOTOR VEHICLE ENGINES	U K	1,947			1,947	R U	MOTEURS DE VEH.AUTOM.
	GER	719			719	ALL	
	SWEDN	113			113	SUEDE	
	OTHER	89			89	AUTRE	
COMMODITY TOTAL		2,868			2,868		TOTAL DE MARCHANDISE
SHIPS, AIRCRAFT, MIS. VEH	U K	11		15	26	R U	NAVIRES, AVIONS, VEH. DIV
	GER	23			23	ALL	
	SWEDN	22		6	28	SUECE	
COMMODITY TOTAL		56		21	77		TOTAL DE MARCHANDISE
EQUIPMENT, MISC.	U K	241			241	R U	MATERIEL DIVERS
	GER	86			86	ALL	
	NORW	586			586	NORV	
	SWEDN			1	1	SUECE	
	OTHER	396	674		1,070	AUTRE	
COMMODITY TOTAL		1,309	674	1	1,984		TOTAL DE MARCHANDISE
PERSONAL, HOUSEHOLD GOODS	U K	10			10	R U	ART. PERS. ET MENAGERS
	GER	60			60	ALL	
COMMODITY TOTAL		70			70		TOTAL DE MARCHANDISE
CONTAINERS, CLOSURES	SWEDN	18		10	28	SUECE	CONTENEURS, FERMETURES
MISC. END PRODUCTS NES	OTHER	12			12	AUTRE	PRODUITS FINIS DIV. NDA
GENERAL CARGO	U K	1,677			1,677	R U	MARCHANDISES DIVERSES
	GER	1,054			1,054	ALL	
	SWEDN	619		10	629	SUEDE	
	OTHER	781			781	AUTRE	
COMMODITY TOTAL		4,131		10	4,141		TOTAL DE MARCHANDISE
CONTAINERIZED FREIGHT	U K	31,139		3,404	34,543	R U	FRET CONTENEURESE
	DENMK			1,728	1,728	DANMK	
	GER	12,839			12,839	ALL	
	NETH	1,338			1,338	P. BAS	
	SWEDN	8,722		5,095	13,817	SUEDE	
	OTHER	1,198			1,198	AUTRE	
COMMODITY TOTAL		55,236		10,227	65,463		TOTAL DE MARCHANDISE
COUNTRY/REGION TOTAL		236,146*	13,680*	12,108*	261,934*		TOTAL DE PAYS/REGION
POLAND							POLOGNE
FISH, FRESH OR FROZEN	DENMK	198			198	DANMK	POISSON, FRAIS DU CONG.
BAKERY PROD. INC. FROZEN	GREEK			16	16	GRECQ	PROD. BOUL., PROD. CONG.
MACARONI, CEREAL PROD.	OTHER		40		40	AUTRE	PATES ALIM., PROD. CEREAL
DRIED FRUITS	PANAM			66	66	PANAM	FRUITS SECS
NUTS, EXC. OIL NUTS NES	GREEK			16	16	GRECQ	NOIX, SAUF OLEAG. NDA
MISC. FOOD PREP. NES	OTHER	382	25		407	AUTRE	DIV. PREP. ALIM. NDA
DIST. ALCOHOLIC BEV.	OTHER	40			40	AUTRE	BOISS. ALCOOL. DIST.
SEEDS FOR SOWING NES	OTHER		7		7	AUTRE	GRAINES DE SEMENCE NOA
OIL SEEDS, NUTS NES	PANAM			34	34	PANAM	GRAINES, NOIX OLEAG. NDA
	OTHER		17		17	AUTRE	
COMMODITY TOTAL			17	34	51		TOTAL DE MARCHANDISE
TEXTILE FIBRES NES	OTHER	1,051			1,051	AUTRE	FIBRES TEXTILES NOA
NON-FERROUS MET. SCRAP	OTHER	331			331	AUTRE	DECHETS METAL. NON FER.
SALT	OTHER	1,488			1,488	AUTRE	SEL
CRUDE NON-MET. MIN. NES	OTHER	30			30	AUTRE	MIN. NON-MET. BRUTS NOA
LEATHER	OTHER	24			24	AUTRE	CUIR
RUBBER FAB. MATERIALS	OTHER	74		7	81	AUTRE	DEMI-PROD. CAOUTCHOUC
WOOD FAB. MATERIALS	OTHER	3,006			3,006	AUTRE	DEMI-PRODUITS EN BOIS
BLOGG. PAPER AND BOARD	OTHER	4,800	494		5,294	AUTRE	PLAQ. CONSTR., PAP/CART.
TEXTILE FAB. MTL NES	OTHER	1,136	127		1,263	AUTRE	OUVR. EN MAT. TEXT. NOA
SULPHURIC ACID	LIBER	11,439			11,439	LIBER	ACIDE SULFURIQUE
ORGANIC CHEMICALS NES	OTHER	101			101	AUTRE	PROD. CHIM. ORGAN. NDA
DYESTUFF, PIGMENT, PAINT	OTHER	21			21	AUTRE	MAT. COLOR. PIG. PEINTURE
CHEM. SPECIALTIES NES	OTHER	4			4	AUTRE	PROD. CHIM. SPECIAUX NDA
FERRC-ALLOYS	OTHER	13,675	80		13,755	AUTRE	FERRC-ALLIAGES
PRIMARY IRON, STEEL NES	OTHER	1,015			1,015	AUTRE	FERR. ACIER PRIMAIR. NCA
BAR, AND RODS, STEEL	NORV		7,950		7,950	NORV	BARRES ET TIGES ACIER
	OTHER	18,176	6,826		25,002	AUTRE	
COMMODITY TOTAL		18,176	14,776		32,952		TOTAL DE MARCHANDISE
PLATE & SHEET STEEL	GREEK	1,443			1,443	GRECQ	TOLES, FEUILLES D'ACIER
	NORV		2,478		2,478	NORV	
	OTHER	11,081	681		11,762	AUTRE	
COMMODITY TOTAL		12,524	3,159		15,683		TOTAL DE MARCHANDISE
STRUCTURAL SHAPES	GREEK	1,443			1,443	GRECQ	PROFILES DE CONSTRUCT.
	OTHER	9,350	212		9,562	AUTRE	
COMMODITY TOTAL		10,793	212		11,005		TOTAL DE MARCHANDISE
PIPES, TUBES: IRON, STEEL	OTHER	304			304	AUTRE	TUYAUX, TUBES: FER, ACIER
WIRE	GREEK			990	990	GRECQ	FIL METALLIQUE
	PANAM			765	765	PANAM	
	OTHER	2,821	2,161		4,982	AUTRE	
COMMODITY TOTAL		2,821	2,161	1,755	6,737		TOTAL DE MARCHANDISE
NON-FERROUS METALS NES	OTHER	4			4	AUTRE	METAUX NON-FERREUX NDA
METAL FAB. BASIC PROD.	GREEK			173	173	GRECQ	OUVR. DE BASE EN METAL
	OTHER	457	859		1,316	AUTRE	
COMMODITY TOTAL		457	859	173	1,489		TOTAL DE MARCHANDISE
GLASS BASIC PRODUCTS	GREEK			10	10	GRECQ	OUVR. DE BASE EN VERRE
	PANAM			20	20	PANAM	
	OTHER	1,896	1,778		3,674	AUTRE	
COMMODITY TOTAL		1,896	1,778	30	3,704		TOTAL DE MARCHANDISE

TABLE 2. CARGOES UNLOADED AT CANADIAN PORTS FROM FOREIGN COUNTRIES.

TABLEAU 2. MARCHANDISES DECHARGEES DANS LES PORTS CANADIENS EN PROVENANCE DE PAYS ETRANGERS.

COUNTRY OF ORIGIN AND KIND OF CARGO	REGISTRY OF VESSEL	ATLANTIC ATLANTIQUE	GREAT LAKES GRANDS LACS	PACIFIC PACIFIQUE	TOTAL TOTAL	IMMATIC. DU NAVIRE	PAYS D'ORIGINE ET MARCHANDISE
POLAND CONT.							
NON-MET. MIN. BASIC PROD	OTHER	366			366	AUTRE	POLOGNE
TRACTORS	OTHER		213		213	AUTRE	PROD. MIN. NON-MET. BASE TRACTEURS
MACHINERY NES	OTHER	364	67		431	AUTRE	MACHINES NDA
TRUCKS AND CHASSIS	OTHER	2			2	AUTRE	CAMIONS ET CHASSIS
SHIPS, AIRCRAFT, MIS. VEH	OTHER	2			2	AUTRE	NAVIRES, AVIONS, VEH. DIV
EQUIPMENT MISC.	OTHER	35	136		171	AUTRE	MATERIEL DIVERS
PERSONAL, HSEHCLD GOODS	OTHER	565	333		898	AUTRE	ART. PERS. ET MENAGERS
FIREARMS, AMMUNITION	OTHER		43		43	AUTRE	ARMES A FEU, MUNITIONS
CONTAINERS, CLOSURES	OTHER	757			757	AUTRE	CONTENEURS, FERMETURES
MISC. END PRODUCTS NES	OTHER	12	18		30	AUTRE	PRODUITS FINIS DIV. NDA
GENERAL CARGO	OTHER	4,318	10		4,328	AUTRE	MARCHANDISES DIVERSES
CONTAINERIZED FREIGHT	GER	334			334	ALL	FRET CONTENEURESE
	OTHER	132	92		224	AUTRE	
COMMODITY TOTAL		466	92		558		TOTAL DE MARCHANDISE
COUNTRY/REGION TOTAL		92,677*	24,654*	2,090*	119,421*		TOTAL DE PAYS/REGION
ROMANIA							
FUEL OIL	LIBER	36,949			36,949	LIBER	ROUMANIE MAZOUT
COUNTRY/REGION TOTAL		36,949*	*	*	36,949*		TOTAL DE PAYS/REGION
USSR - EUROP.							
SHELL FISH, NES	OTHER	486			486	AUTRE	MOLLUSQUES CRUST., NDA
MISC. FOOD PREP. NES	OTHER	74			74	AUTRE	DIV. PREP. ALIM. NDA
DIST. ALCOHOLIC BEV.	OTHER	121			121	AUTRE	BOISS. ALCOOL. DIST.
TEXTILE FIBRES NES	OTHER	1,860			1,860	AUTRE	FIBRES TEXTILES NDA
MANGANESE ORE	OTHER	5,190			5,190	AUTRE	MINERAI DE MANGANESE
COTTON, TEXTILE WASTE	OTHER	48			48	AUTRE	DECHETS DE COTON, TEXT.
WASTE AND SCRAP NES	OTHER	226			226	AUTRE	DECHETS ET REBUTS NDA
LUMBER AND TIMBER	OTHER	2,039			2,039	AUTRE	BOIS D'OEUVRE ET CHARP.
VENEER, PLYWOOD	OTHER	5,941			5,941	AUTRE	PLACAGES, CONTRE-PLAQ.
WOOD FAB. MATERIALS	OTHER	6,873			6,873	AUTRE	DEMI-PRODUITS EN BOIS
PAPERBOARD	OTHER	627			627	AUTRE	CARTON
BLDG. PAPER AND BOARD	OTHER	2,153	520		2,673	AUTRE	PLAQ. CONSTR., PAP/CART.
TEXTILE FAB. WTL NES	OTHER	1,979			1,979	AUTRE	CUVR. EN MAT. TEXT. NDA
METALLIC SALTS	OTHER	117	250		367	AUTRE	SELS METALLIQUES
INORGANIC CHEMS. NES	OTHER	13			13	AUTRE	PRGD. CHIM. INORG. NDA
ORGANIC CHEMICALS NES	OTHER	196	30		226	AUTRE	PRGD. CHIM. ORGAN. NDA
AGRICULTURAL CHEMICALS	OTHER	46			46	AUTRE	PRGD. CHIM. AGRICOLES
CHEM. SPECIALTIES NES	OTHER	50			50	AUTRE	PRGD. CHIM. SPECIAUX NDA
NON-FERROUS METALS NES	OTHER	608			608	AUTRE	METALX NON-FERREUX NDA
GLASS BASIC PRODUCTS	OTHER	224			224	AUTRE	CUVR. DE BASE EN VERRE
TRACTORS	OTHER	166	1,172		1,338	AUTRE	TRACTEURS
MACHINERY NES	OTHER	1,652	333		1,985	AUTRE	MACHINES NDA
EQUIPMENT MISC.	OTHER	1,013			1,013	AUTRE	MATERIEL DIVERS
PERSONAL, HSEHCLD GOODS	OTHER	44			44	AUTRE	ART. PERS. ET MENAGERS
FIREARMS, AMMUNITION	OTHER	3	45		48	AUTRE	ARMES A FEU, MUNITIONS
CONTAINERS, CLOSURES	OTHER		100		100	AUTRE	CONTENEURS, FERMETURES
GENERAL CARGO	OTHER	2,377			2,377	AUTRE	MARCHANDISES DIVERSES
CONTAINERIZED FREIGHT	U K					R U	FRET CONTENEURESE
	OTHER	8,469			8,469	AUTRE	
COMMODITY TOTAL		8,469		357	8,826		TOTAL DE MARCHANDISE
COUNTRY/REGION TOTAL		42,595*	2,450*	357*	45,402*		TOTAL DE PAYS/REGION
YUGOSLAVIA							
FRESH FRUITS, BERRIES	OTHER	25			25	AUTRE	FRUITS, BAIES FRAIS
DRIED FRUITS	OTHER	73			73	AUTRE	FRUITS SECS
FRUIT JUICES	OTHER	365			365	AUTRE	JUS DE FRUIT
FRUITS, PREP. CANNED	OTHER		20		20	AUTRE	FRUITS PREP. EN BOITE
NUTS, EXC. OIL NUTS NES	OTHER	29	10		39	AUTRE	NOIX, SAUF OLEAG. NDA
VEGETABLES, FRESH	OTHER	150	51		201	AUTRE	LEGUMES, FRATS
VEGETABLE PREP. NES	OTHER	91			91	AUTRE	PREP. DE LEGUMES NDA
SPICES	OTHER	2			2	AUTRE	EPICES
MISC. FOOD PREP. NES	OTHER	2,435	605		3,040	AUTRE	DIV. PREP. ALIM. NDA
NON-ALCOHOLIC BEVERAGE	OTHER	73	46		119	AUTRE	BOISSONS NON-ALCOOLIQ.
ALE, BEER, STOUT, PORTER	OTHER		80		80	AUTRE	ALE, BIERE, STOUT, PORTER
WINES	OTHER	26	261		287	AUTRE	VINS
DIST. ALCOHOLIC BEV.	ITALY					ITAL	BOISS. ALCOOL. DIST.
	OTHER	222	315		537	AUTRE	
COMMODITY TOTAL		222	315	13	550		TOTAL DE MARCHANDISE
CRUDE VEG. PRGD. NES	OTHER		11		11	AUTRE	PR. BRUTS ORIG. VEG. NDA
CLAY MATERIALS NES	OTHER	5,620			5,620	AUTRE	MATIERES ARGIL. NDA
WOOD FAB. MATERIALS	OTHER	43	1		44	AUTRE	DEMI-PRODUITS EN BOIS
BLDG. PAPER AND BOARD	OTHER	98	24		122	AUTRE	PLAQ. CONSTR., PAP/CART.
TEXTILE FAB. WTL NES	OTHER	262	14		276	AUTRE	CUVR. EN MAT. TEXT. NDA
ORGANIC CHEMICALS NES	OTHER		127		127	AUTRE	PRGD. CHIM. ORGAN. NDA
FERRO-ALLOYS	OTHER	224			224	AUTRE	FERRO-ALLIAGES
PRIMARY IRON, STEEL NES	OTHER		2,215		2,215	AUTRE	FER, ACIER PRIMAIR. NDA
BARNS AND RODS, STEEL	OTHER		595		595	AUTRE	BARRES ET TIGES ACIER
PLATS & SHEET STEEL	OTHER	31	21		52	AUTRE	TILES, FEUILLES DACIER
STRUCTURAL SHAPES	OTHER	127	292		419	AUTRE	PROFILS DE CONSTRUCT.

TABLE 2. CARGOES UNLOADED AT CANADIAN PORTS FROM FOREIGN COUNTRIES.

TABLI AU 2. MARCHANDISES DECHARGEES DANS LES PORTS CANADIENS EN PROVENANCE DE PAYS ETRANGERS.

COUNTRY OF ORIGIN AND KIND OF CARGO	REGISTRY OF VESSEL	ATLANTIC ATLANTIQUE	GREAT LAKES GRANDS LACS	PACIFIC PACIFIQUE	TOTAL TOTAL	IMMATIC. DU NAVIRE	PAYS D'ORIGINE ET MARCHANDISE
YUGOSLAVIA CONT.							YOUGOSLAVIE SUITE
WIRE	OTHER		419		419	AUTRE	FIL METALLIQUE
COPPER AND ALLOYS	OTHER	43	31		74	AUTRE	CUIVRE ET ALLIAGES
METAL FAB. BASIC PROD.	ITALY			86	86	ITAL	OUVR. DE BASE EN METAL
	OTHER	1,049	637		1,686	AUTRE	
COMMODITY TOTAL		1,049	637	86	1,772		TOTAL DE MARCHANDISE
BRICKS, TILES NES	OTHER	1,013			1,013	AUTRE	BRIQUES, TUILES NDA
MACHINERY NES	OTHER	235	410		645	AUTRE	MACHINES NDA
PASS. AUTOS AND CHASSIS	OTHER		2		2	AUTRE	VOITURES PART., CHASSIS
SHIPS, AIRCRAFT, MIS. VEH	OTHER		53		53	AUTRE	NAVIRES, AVIONS, VEH. DIV
EQUIPMENT MISC.	ITALY			109	109	ITAL	MATERIEL DIVERS
	OTHER	8	164		172	AUTRE	
COMMODITY TOTAL		8	164	109	281		TOTAL DE MARCHANDISE
PERSONAL, HOUSEHOLD GOODS	OTHER	965	345		1,310	AUTRE	ART. PERS. ET MENAGERS
CONTAINERS, CLOSURES	OTHER		33		33	AUTRE	CONTENEURS, FERMETURES
GENERAL CARGO	OTHER		493		493	AUTRE	MARCHANDISES DIVERSES
CONTAINERIZED FREIGHT	OTHER	105	498		603	AUTRE	FRET CONTENEURESE
COUNTRY/REGION TOTAL		13,324*	7,783*	208*	21,315*		TOTAL DE PAYS/REGION
CYPRUS							CHYPRE
ORES AND CONC. NES	GREEK	6,970			6,970	GRECC	MINERAI ET CONC. NDA
CONTAINERIZED FREIGHT	OTHER	480			480	AUTRE	FRET CONTENEURESE
COUNTRY/REGION TOTAL		7,450*	*	*	7,450*		TOTAL DE PAYS/REGION
ETHIOPIA							ETHIOPIE
COFFEE	NETH			20	20	P. BAS	CAFE
COUNTRY/REGION TOTAL		*	*	20*	20*		TOTAL DE PAYS/REGION
IRAN							IRAN
CRUDE PETROLEUM	U K	938,003			938,003	R U	PETROLE BRUT
	DENMK	442,769			442,769	DANMK	
	NORW	337,350			337,350	NORV	
	SWEDN	292,887			292,887	SUEDE	
	LIBER	2,780,272			2,780,272	LIBER	
	JAPAN	1,512,667			1,512,667	JAPCA	
	PANAM	62,676			62,676	PANAM	
	OTHER	772,016			772,016	AUTRE	
COMMODITY TOTAL		7,138,640			7,138,640		TOTAL DE MARCHANDISE
STONE, CRUDE NES	NORW			4	4	NORV	PIERRE BRUTE NDA
PERSONAL, HOUSEHOLD GOODS	NORW			1	1	NORV	ART. PERS. ET MENAGERS
CONTAINERIZED FREIGHT	GER	376			376	ALL	FRET CONTENEURESE
COUNTRY/REGION TOTAL		7,139,016*	*	5*	7,139,021*		TOTAL DE PAYS/REGION
IRAC							IRAK
DRIED FRUITS	U K	3,667			3,667	R U	FRUITS SECS
COUNTRY/REGION TOTAL		3,667*	*	*	3,667*		TOTAL DE PAYS/REGION
ISRAEL							ISRAEL
FRESH FRUITS, BERRIES	GER	1,856			1,856	ALL	FRUITS, BAIES FRAIS
	OTHER	7,317			7,317	AUTRE	
COMMODITY TOTAL		9,173			9,173		TOTAL DE MARCHANDISE
CONTAINERIZED FREIGHT	GER	3,537			3,537	ALL	FRET CONTENEURESE
	LIBER	2,690			2,690	LIBER	
	OTHER	4,711			4,711	AUTRE	
COMMODITY TOTAL		10,938			10,938		TOTAL DE MARCHANDISE
COUNTRY/REGION TOTAL		20,111*	*	*	20,111*		TOTAL DE PAYS/REGION
KUWAIT							KOWEIT
CRUDE PETROLEUM	U K	465,052			465,052	R U	PETROLE BRUT
	NORW	181,725			181,725	NORV	
	LIBER	238,450			238,450	LIBER	
	OTHER	223,500			223,500	AUTRE	
COMMODITY TOTAL		1,108,727			1,108,727		TOTAL DE MARCHANDISE
COUNTRY/REGION TOTAL		1,108,727*	*	*	1,108,727*		TOTAL DE PAYS/REGION
LEBANON							LIBAN
VEGETABLES, DRIED	OTHER			34	34	AUTRE	LEGUMES, SECS
TEXTILE FIBRES NES	OTHER				2	AUTRE	FIBRES TEXTILES NDA
CRUDE PETROLEUM	LIBER	36,895			36,895	LIBER	PETROLE BRUT
PERSONAL, HOUSEHOLD GOODS	OTHER	38			40	AUTRE	ART. PERS. ET MENAGERS
COUNTRY/REGION TOTAL		36,935*	*	36*	36,971*		TOTAL DE PAYS/REGION

TABLE 2. CARGOES UNLOADED AT CANADIAN PORTS FROM FOREIGN COUNTRIES.

TABLEAU 2. MARCHANDISES DECHARGEES DANS LES PORTS CANADIENS EN PROVENANCE DE PAYS ETRANGERS.

COUNTRY OF ORIGIN AND KIND OF CARGO	REGISTRY OF VESSEL	ATLANTIC ATLANTIQUE	GREAT LAKES GRANDS LACS	PACIFIC PACIFIQUE	TOTAL TOTAL	IMMATIC. OU NAVIRE	PAYS D'ORIGINE ET MARCHANDISE
LIBYA							
CRUDE PETROLEUM	GREEK LIBER OTHER	161,068 53,600 164,078			161,068 53,600 164,078	GRECC LIBER AUTRE	LIBYE PETROLE BRUT
COMMODITY TOTAL		378,746			378,746		TOTAL DE MARCHANDISE
COUNTRY/REGION TOTAL		378,746*	*	*	378,746*		TOTAL DE PAYS/REGION
SAUDI ARABIA							
CRUDE PETROLEUM	U K DENMK LIBER JAPAN U S A OTHER	262,152 569,363 1,692,218 507,674 96,127 243,657			262,152 569,363 1,692,218 507,674 96,127 243,657	R U DANMK LIBER JAPDN E-U AUTRE	ARABIE SAOUDIT PETROLE BRUT
COMMODITY TOTAL		3,371,191			3,371,191		TOTAL DE MARCHANDISE
COUNTRY/REGION TOTAL		3,371,191*	*	*	3,371,191*		TOTAL DE PAYS/REGION
TURKEY							
NUTS, EXC. OIL NUTS NES	OTHER	104	584		688	AUTRE	TURQUIE NOIX, SAUF OLEAG. NDA
VEGETABLE PREP. NES	OTHER	6			6	AUTRE	PREP. DE LEGUMES NDA
MISC. FOOD PREP. NES	OTHER	80			80	AUTRE	CIV. PREP. ALIM. NDA
DIST. ALCOHOLIC BEV.	OTHER	51			51	AUTRE	BCISS. ALCOOL. DIST.
TEXTILE FAB. MTL NES	OTHER			10	10	AUTRE	OUVR. EN MAT. TEXT. NDA
GLASS BASIC PRODUCTS	OTHER		670		670	AUTRE	OUVR. DE BASE EN VERRE
EQUIPMENT MISC.	OTHER	27			27	AUTRE	MATERIEL DIVERS
PERSONAL, HSEHCLD GOODS	OTHER	8			8	AUTRE	ART. PERS. ET MENAGERS
FIREARMS, AMMUNITION	OTHER	21			21	AUTRE	ARMES A FEU, MUNITIONS
GENERAL CARGO	OTHER	125			125	AUTRE	MARCHANDISES DIVERSES
CONTAINERIZED FREIGHT	OTHER	11			11	AUTRE	FRET CONTENEURESE
COUNTRY/REGION TOTAL		433*	1,264*	*	1,697*		TOTAL DE PAYS/REGION
GHANA							
DAIRY PROD. EGGS, HONEY	OTHER	115			115	AUTRE	GHANA PROD. LAIT., OEUFS, MIEL
COCOA AND CHOCOLATE	OTHER	80	2,018		2,098	AUTRE	CACAO ET CHOCOLAT
COFFEE	OTHER	100			100	AUTRE	CAFE
TEA	OTHER	50			50	AUTRE	THE
SPICES	OTHER	50			50	AUTRE	EPICES
CRUDE WOOD MTL. NES	OTHER	55			55	AUTRE	MATIERES BOIS BRUT NDA
ALUMINA, BAUXITE ORES	U K	46,304			46,304	R U	MINERAIS ALUMINE, BAUX.
LUMBER AND TIMBER	OTHER		72		72	AUTRE	BOIS OEUVRE ET CHARP.
WOOD FAB. MATERIALS	OTHER	106			106	AUTRE	DEMI-PRODUITS EN BOIS
ALUMINUM	DENMK	1,329			1,329	DANMK	ALUMINIUM
COMMODITY TOTAL		1,841			1,841		TOTAL DE MARCHANDISE
PERSONAL, HSEHCLD GOODS	OTHER	24			24	AUTRE	ART. PERS. ET MENAGERS
GENERAL CARGO	OTHER	1,111	2		1,111	AUTRE	MARCHANDISES DIVERSES
COUNTRY/REGION TOTAL		49,836*	2,092*	*	51,928*		TOTAL DE PAYS/REGION
KENYA							
WHEAT FLOUR	U K NETH NORW	28 23 51			28 19 23 70	R U P. BAS NORV	KENYA FARINE DE BLE
COMMODITY TOTAL		51			70		TOTAL DE MARCHANDISE
FRUIT JUICES	NETH				4	P. BAS	JUS DE FRUIT
COFFEE	U K NETH NORW	1,176 1,191 2,367	335 103 438		1,511 1,831 1,294 4,636	R U P. BAS NORV	CAFE
COMMODITY TOTAL		1,888	272		2,160		TOTAL DE MARCHANDISE
TEA	U K NETH NORW	2,599 4,487 49	52 324		187 2,651 4,998	R U P. BAS NORV	THE
COMMODITY TOTAL		55			55		TOTAL DE MARCHANDISE
MISC. FOOD PREP. NES	U K NORW	3 38 93	55 38 93		58 38 96	R U P. BAS NORV	EPICES
COMMODITY TOTAL		3			5		TOTAL DE MARCHANDISE
DIST. ALCOHOLIC BEV.	NETH			5	5	P. BAS	BOISS. ALCOOL. DIST.
CRUDE VEG. PROD. NES	NORW	5	19		24	NORV	PR. BRUTS ORIG. VEG. NDA
TEXTILE FIBRES NES	U K		80		80	R U	FIBRES TEXTILES NDA
WOOD FAB. MATERIALS	NORW	14			14	NORV	DEMI-PRODUITS EN BOIS
CORDAGE, TWINE, ROPE	U K NETH	100 100	879		979 1,958 2,937	R U P. BAS	CORDAGE, FICELLE, CORDE
COMMODITY TOTAL		100	879		1,958		TOTAL DE MARCHANDISE
STRUCTURAL SHAPES	NETH				9	P. BAS	PROFILES DE CONSTRUCT.
PASS. AUTOS AND CHASSIS	NETH				1	P. BAS	VOITURES PART. CHASSIS
PERSONAL, HSEHCLD GOODS	U K NETH	63 128	48		111 128	R U P. BAS	ART. PERS. ET MENAGERS

TABLE 2. CARGOES UNLOADED AT CANADIAN PORTS FROM FOREIGN COUNTRIES.

TABLEAU 2. MARCHANDISES DECHARGEES DANS LES PORTS CANADIENS EN PROVENANCE DE PAYS ETRANGERS.

COUNTRY OF ORIGIN AND KIND OF CARGO	REGISTRY OF VESSEL	ATLANTIC ATLANTIQUE	GREAT LAKES GRANDS LACS	PACIFIC PACIFIQUE	TOTAL TOTAL	IMMATIC. DU NAVIRE	PAYS D'ORIGINE ET MARCHANDISE
KENYA	CONT.						KENYA
	NORW	30	14		44	NORV	SUITE
	OTHER	51			51	AUTRE	
COMMODITY TOTAL		144	62	128	334		TOTAL DE MARCHANDISE
MISC. END PRODUCTS NES	U K	1			1	R U	PRODUITS FINIS DIV.NOA
	NETH			1	1	P.BAS	
	NORW		13		13	NORV	
COMMODITY TOTAL		1	13	1	15		TOTAL DE MARCHANDISE
GENERAL CARGO	U K		19		19	R U	MARCHANDISES DIVERSES
	NETH			15	15	P.BAS	
	NORW		25		25	NORV	
COMMODITY TOTAL			44	15	59		TOTAL DE MARCHANDISE
COUNTRY/REGION TOTAL		7,227*	1,952*	4,158*	13,337*		TOTAL DE PAYS/REGION
MAURITIUS-DEP.							MAURICE ET DEP
RAW SUGAR	U K	21,249	8,960		30,209	R U	SUCRE BRUT
	GREEK	18,148	22,616		40,764	GRECC	
	LIBER	35,060	13,259		48,319	LIBER	
	OTHER	11,400			11,400	AUTRE	
COMMODITY TOTAL		85,857	44,835		130,692		TOTAL DE MARCHANDISE
COUNTRY/REGION TOTAL		85,857*	44,835*	*	130,692*		TOTAL DE PAYS/REGION
NIGERIA							NIGERIA
COCCA AND CHOCOLATE	OTHER		2,146		2,146	AUTRE	CACAO ET CHOCOLAT
RUBBER, ALLIED GUMS, NAT	OTHER	16			16	AUTRE	CAOUTCHOUC GOMMES NAT.
CRUDE PETROLEUM	GREEK	2,229			2,229	GRECC	PETROLE BRUT
NON-FERROUS METALS NES	OTHER	6			6	AUTRE	METAUX NON-FERREUX NDA
PERSONAL, HOUSEHOLD GOODS	U K	4			4	R U	ART.PERS.ET MENAGERS
	OTHER	7			7	AUTRE	
COMMODITY TOTAL		11			11		TOTAL DE MARCHANDISE
COUNTRY/REGION TOTAL		2,262*	2,146*	*	4,408*		TOTAL DE PAYS/REGION
SOUTH AFRICA							AFRIQUE DU SUD
MEAT, FRESH OR FROZEN	NORW	2			2	NORV	VIANDE, FRAICHE / CONG.
FISH, FRESH OR FROZEN	NORW	88			88	NORV	POISSON, FRAIS OU CONG.
FISH, CANNED	NETH			70	70	P.BAS	POISSON EN BOITES
	NORW	50			50	NORV	
COMMODITY TOTAL		50		70	120		TOTAL DE MARCHANDISE
APPLES	SWEDN	1,568			1,568	SUEDE	POMMES
BANANAS AND PLANTAINS	NORW		296		296	NORV	BANANES ET PLANTAINS
FRESH FRUITS, BERRIES	GER	900			900	ALL	FRUITS, BAIES FRAIS
	NETH			35	35	P.BAS	
	NORW	9,225			9,225	NORV	
	LIBER	4,062			4,062	LIBER	
COMMODITY TOTAL		14,187		35	14,222		TOTAL DE MARCHANDISE
FROZEN FRUITS, BERRIES	NORW	510			510	NORV	FRUITS, BAIES CONGELES
DRIED FRUITS	NORW	200			200	NORV	FRUITS SECS
FRUIT JUICES	NETH			28	28	P.BAS	JUS DE FRUIT
FRUIT PULP, PUREE	NORW	6			6	NORV	PULPE DE FRUIT, PUREE
FRUIT, PRES. NOT CANNED	NORW	54			54	NORV	CONS. FRUITS NON BOITE
FRUITS, PREP. CANNED	NETH			189	189	P.BAS	FRUITS PREP. EN BOITE
	NORW	6,616	212		6,828	NORV	
COMMODITY TOTAL		6,616	212	189	7,017		TOTAL DE MARCHANDISE
NUTS, EXC. OIL NUTS NES	NORW	340	69		409	NORV	NOIX, SAUF OLEAG.NDA
VEGETABLES, FRESH	NETH			30	30	P.BAS	LEGUMES, FRAIS
	NORW	10			10	NORV	
COMMODITY TOTAL		10		30	40		TOTAL DE MARCHANDISE
VEGETABLES, FROZEN	NORW	176			176	NORV	LEGUMES, CONGELES
VEGETABLE PREP. NES	NORW		23		23	NORV	PREP. DE LEGUMES NDA
RAW SUGAR	U K	29,982	4,480		34,462	R U	SUCRE BRUT
	GREEK	74,510	16,495		91,005	GRECC	
	LIBER	21,872			21,872	LIBER	
	OTHER	41,103			41,103	AUTRE	
COMMODITY TOTAL		167,467	20,975		188,442		TOTAL DE MARCHANDISE
MOLASSES, CRUDE	LIBER	7,850	8,406		16,256	LIBER	MELASSE, BRUTE
SUGAR PREPARATIONS	NORW	1			1	NORV	PREP. A BASE DE SUCRE
COFFEE	NETH			80	80	P.BAS	CAFE
	NORW	50			50	NORV	
COMMODITY TOTAL		50		80	130		TOTAL DE MARCHANDISE
TEA	U K	31			31	R U	THE
	NETH			22	22	P.BAS	
	NORW	347	56		403	NORV	
COMMODITY TOTAL		378	56	22	456		TOTAL DE MARCHANDISE
SPICES	NETH			7	7	P.BAS	EPICES
	NORW	19	10		29	NORV	
COMMODITY TOTAL		19	10	7	36		TOTAL DE MARCHANDISE
MISC. FOOD PREP. NES	NETH			1	1	P.BAS	DIV.PREP.ALIM.NDA
	NORW	13	2,129		2,142	NORV	
COMMODITY TOTAL		13	2,129	1	2,143		TOTAL DE MARCHANDISE
DIST. ALCOHOLIC BEV.	NETH			693	693	P.BAS	BOISS.ALCOOL.DIST.
	NORW	2,495	2,189		4,684	NORV	

TABLE 2. CARGOES UNLOADED AT CANADIAN PORTS FROM FOREIGN COUNTRIES.

TABLEAU 2. MARCHANDISES DECHARGEES DANS LES PORTS CANADIENS EN PROVENANCE DE PAYS ETRANGERS.

COUNTRY OF ORIGIN AND KIND OF CARGO	REGISTRY OF VESSEL	ATLANTIC ATLANTIQUE	GREAT LAKES GRANDS LACS	PACIFIC PACIFIQUE	TOTAL TOTAL	IMMATIC. DU NAVIRE	PAYS D'ORIGINE ET MARCHANDISE
SOUTH AFRICA CONT.							AFRIQUE DU SUD SUITE
COMMODITY TOTAL		2,495	2,189	693	5,377		TOTAL DE MARCHANDISE
TOBACCO NES	NORW	26			26	NORV	TABACS NDA
RUBBER, ALLIED GUMS, NAT CRUCE VEG. PROD. NES	NORW		3		3	NORV	CAOUTCHOUC GOMMES NAT. PR. BRUTS ORIG. VEG. NDA
	NETH			38	38	P. BAS	
	NORW	8	6		14	NORV	
COMMODITY TOTAL		8	6	38	52		TOTAL DE MARCHANDISE LAINE, POILS D'ANIMAL
WOOL AND ANIMAL HAIR	U K		42		42	R U	
	NORW	234	235		469	NORV	
COMMODITY TOTAL		234	277		511		TOTAL DE MARCHANDISE MINERAI, CONC. DE FER MINERAI DE MANGANESE
IRON ORE AND CONC MANGANESE ORE	NORW	35,075			35,075	NORV	
	U K	27,498			27,498	R U	
	NETH			761	761	P. BAS	
	NORW	135			135	NORV	
COMMODITY TOTAL		27,633		761	28,394		TOTAL DE MARCHANDISE MINERAI ET CONC. NDA PCUS. GUEUL. SCOR. PROD. AMIANTE
ORES AND CONC. NES	NORW	207			207	NORV	
SLAG, CROSS, BY-PRODUCTS ASBESTOS	NORW	400			400	NORV	
	U K	700	786		1,486	R U	
COMMODITY TOTAL		1,307	417		1,724	NORV	
STONE, CRUDE NES	U K	2,007	1,203		3,210	R U	TOTAL DE MARCHANDISE PIERRE BRUTE NDA
	NORW	350			350	NORV	
		234			234		
COMMODITY TOTAL		584			584		TOTAL DE MARCHANDISE MIN. NON-MET. BRUTS NDA PLACAGES, CONTRE-PLAC. DEMI-PRODUITS EN BOIS PATE
CRUDE NON-MET. MIN. NES VENEER, PLYWOOD WOOD FAB. MATERIALS PULP	NETH			5	5	P. BAS	
	NORW	484	32		516	NORV	
	NORW	35			35	NORV	
	NORW		33		33	NORV	
COMMODITY TOTAL		2,232			2,232	LIBER	
PAPER NES	NORW	2,232	33		2,265		TOTAL DE MARCHANDISE PAPIER NDA CARTON
PAPERBOARD	NORW	1			1	NORV	
CORDAGE, TWINE, ROPE	NORW	36			36	NORV	
TEXTILE FAB. MTL NES	NORW	456			456	NORV	CORDAGE, FICELLE, CORDE OUVR. EN MAT. TEXT. NDA
VEG. OILS, FATS NES	NORW	45	69		114	NORV	HUIL. MAT. GRAS. VEG. NDA
OILS, FATS, WAXES NES	NETH		526		526	NORV	HUIL. MAT. GRAS. CIRE NDA
	NORW	954	537	17	1,491	P. BAS	
COMMODITY TOTAL		954	537	17	1,508	NORV	TOTAL DE MARCHANDISE SELS METALLIQUES
METALLIC SALTS INORGANIC CHEMS. NES	NORW	22			22	NORV	PROD. CHIM. INORG. NDA
	NETH			87	87	P. BAS	
	NORW	145			145	NORV	
COMMODITY TOTAL		145			145		TOTAL DE MARCHANDISE PROD. CHIM. ORGAN. NDA
ORGANIC CHEMICALS NES	NETH			87	87	P. BAS	
	NORW	256	11		267	NORV	
COMMODITY TOTAL		256	11	46	313		TOTAL DE MARCHANDISE PROD. CHIM. AGRICOLLES
AGRICULTURAL CHEMICALS CHEM. SPECIALTIES NES	NORW	20			20	NORV	PROD. CHIM. SPECIAUX NDA
PETROL. COAL PROD. NES	NETH	502			502	NORV	DERIVE PETR. CHARB. NDA
	NORW	67			67	P. BAS	
COMMODITY TOTAL		67			67	NORV	TOTAL DE MARCHANDISE FERRO-ALLIAGES
FERRD-ALLOYS	GER	2,658			2,658	ALL	
	NETH			338	338	P. BAS	
	NORW	13,929			13,929	NORV	
COMMODITY TOTAL		16,587		338	16,925		TOTAL DE MARCHANDISE FER, ACIER PRIMAIRE NDA MOUL. PIECES FORGEES
PRIMARY IRON, STEEL NES	NORW	1,504			1,504	NORV	BARRS ET TIGES ACIER
CASTINGS, FORGINGS	NORW	41			41	NORV	
BARS AND RODS, STEEL	NETH			255	255	P. BAS	
	NORW	385			385	NORV	
COMMODITY TOTAL		385		255	640		TOTAL DE MARCHANDISE TOLES, FEUILLES D'ACIER
PLATE & SHEET STEEL	NETH			56	56	P. BAS	
	NORW	335			335	NORV	
COMMODITY TOTAL		335		56	391		TOTAL DE MARCHANDISE PROFILS DE CONSTRUCT. TUYAUX, TUBES: FER, ACIER
STRUCTURAL SHAPES	NORW	1,866	185		2,051	NORV	FIL METALLIQUE ALUMINIUM
PIPES, TUBES: IRON, STEEL	NORW	8	16		24	NORV	ALUMINIUM
WIRE	NORW		4,322		4,322	NORV	METALX NON-FERREUX NDA
ALUMINIUM	NORW	385			385	NORV	OUVR. DE BASE EN METAL
NON-FERROUS METALS NES	NORW	2,250			2,250	NORV	
METAL FAB. BASIC PROD.	NETH			34	34	P. BAS	
	NORW	355	27		382	NORV	
COMMODITY TOTAL		355	27	34	416		TOTAL DE MARCHANDISE BRIQUES, TUILES NDA
BRICKS, TILES NES	NORW	48			48	NORV	OUVR. DE BASE EN VERRE
GLASS BASIC PRODUCTS	NETH			4	4	P. BAS	
	NORW	29			29	NORV	
COMMODITY TOTAL		29		4	33		TOTAL DE MARCHANDISE OUVR. DE BASE CIMENT
CEMENT BASIC PROD.	NORW	36			36	NORV	PROD. MIN. NON-MET. BASE
NON-MET. MIN. BASIC PROD	NORW	70			70	NORV	OUVRAGES DIVERS
MISC. FABRICATED PROD. MACHINERY NES	NORW	16			16	NORV	MACHINES NDA
	NETH			35	35	P. BAS	
	NORW	371	258		629	NORV	
COMMODITY TOTAL		371	258	35	664		TOTAL DE MARCHANDISE VOITURES PART., CHASSIS
PASS. AUTDS AND CHASSIS	NORW		6		6	NORV	MOTEURS DE VEH. AUTOM.
MOTOR VEHICLE ENGINES	NETH			2	2	P. BAS	
	NORW	145	93		238	NORV	
COMMODITY TOTAL		145	93	2	240		TOTAL DE MARCHANDISE VEH. AUTOM. ROUTIERS NDA
ROAD MOTOR VEH. NES	NORW	1			1	NORV	MATERIEL DIVERS
EQUIPMENT MISC.	NORW	579			579	NORV	ART. PERS. ET MENAGERS
PERSONAL, HOUSEHOLD GOODS	NETH			55	55	P. BAS	
	NORW	247	58		305	NORV	

TABLE 2. CARGO UNLOADED AT CANADIAN PORTS FROM FOREIGN COUNTRIES.

TABLEAU 2. MARCHANDISES DECHARGEES DANS LES PORTS CANADIENS EN PROVENANCE DE PAYS ETRANGERS.

COUNTRY OF ORIGIN AND KIND OF CARGO	REGISTRY OF VESSEL	ATLANTIC ATLANTIQUE	GREAT LAKES GRANDS LACS	PACIFIC PACIFIQUE	TOTAL TOTAL	IMMATIC. DU NAVIRE	PAYS D'ORIGINE ET MARCHANDISE
SOUTH AFRICA CONT.							AFRIQUE DU SUD SUITE
COMMODITY TOTAL		247	58	55	360		TOTAL DE MARCHANDISE
FIREARMS, AMMUNITION	NORW	39			39	NORV	ARMES A FEU, MUNITIONS
CONTAINERS, CLOSURES	U K	8			8	R U	CONTENEURS, FERMETURES
	NORW	3	81		84	NORV	
COMMODITY TOTAL		11	81		92		TOTAL DE MARCHANDISE
MISC. END PRODUCTS NES	NETH			51	51	P.BAS	PRODUITS FINIS DIV.NDA
	NORW	128	533		661	NORV	
COMMODITY TOTAL		128	533	51	712		TOTAL DE MARCHANDISE
GENERAL CARGO	NETH			1	1	P.BAS	MARCHANDISE DIVERSES
	NORW				66	NORV	
COMMODITY TOTAL				1	67		TOTAL DE MARCHANDISE
CONTAINERIZED FREIGHT	NORW	629	85		714	NORV	FRET CONTENEURESE
COUNTRY/REGION TOTAL		299,574*	42,792*	3,035*	345,401*		TOTAL DE PAYS/REGION
SIERRA LEONE							SIERRA LEONE
COFFEE	OTHER	565			565	AUTRE	CAFE
ALUMINA, BAUXITE ORES	U K	24,251			24,251	R U	MINERAIS ALUMINE, BAUX.
	ITALY	41,649			41,649	ITAL	
	NORW	125,491			125,491	NORV	
	LIBER	27,998			27,998	LIBER	
	OTHER	125,076			125,076	AUTRE	
COMMODITY TOTAL		344,465			344,465		TOTAL DE MARCHANDISE
COUNTRY/REGION TOTAL		345,030*	*	*	345,030*		TOTAL DE PAYS/REGION
TANZANIA							TANZANIE
NUTS, EXC. OIL NUTS NES	NETH			21	21	P.BAS	NCIX, SAUF OLEAG.NDA
	NORW	110	387		497	NORV	
COMMODITY TOTAL		110	387	21	518		TOTAL DE MARCHANDISE
VEGETABLES, DRIED	NETH			1	1	P.BAS	LEGUMES, SECS
COFFEE	NETH			276	276	P.BAS	CAFE
	NORW	484			484	NORV	
COMMODITY TOTAL		484		276	760		TOTAL DE MARCHANDISE
TEA	NETH			10	10	P.BAS	THE
	NORW	531			531	NORV	
COMMODITY TOTAL		531		10	541		TOTAL DE MARCHANDISE
TEXTILE FIBRES NES	NETH			776	776	P.BAS	FIBRES TEXTILES NDA
	NORW	616			616	NORV	
COMMODITY TOTAL		616		776	1,392		TOTAL DE MARCHANDISE
CORDAGE, TWINE, ROPE	NETH			3,190	3,190	P.BAS	CORDAGE, FICELLE, CORDE
	NORW	980			980	NORV	
COMMODITY TOTAL		980		3,190	4,170		TOTAL DE MARCHANDISE
PERSONAL, HOUSEHOLD GOODS	U K		3		3	R U	ART. PERS. ET MENAGERS
	NETH			14	14	P.BAS	
	NORW	20	47		67	NORV	
COMMODITY TOTAL		20	50	14	84		TOTAL DE MARCHANDISE
MISC. END PRODUCTS NES	NORW		14		14	NORV	PRODUITS FINIS DIV.NDA
GENERAL CARGO	NORW		21		21	NORV	MARCHANDISES DIVERSES
COUNTRY/REGION TOTAL		2,741*	472*	4,288*	7,501*		TOTAL DE PAYS/REGION
BR. AFRICA NES							AFRIQUE BR.NDA
COPPER AND ALLOYS	OTHER	2,650			2,650	AUTRE	CUIVRE ET ALLIAGES
COUNTRY/REGION TOTAL		2,650*	*	*	2,650*		TOTAL DE PAYS/REGION
ALGERIA							ALGERIE
CRUDE PETROLEUM	LIBER	2,383			2,383	LIBER	PETROLE BRUT
MISC. END PRODUCTS NES	OTHER	1			1	AUTRE	PRODUITS FINIS DIV.NDA
COUNTRY/REGION TOTAL		2,384*	*	*	2,384*		TOTAL DE PAYS/REGION
ANGOLA							ANGOLA
COFFEE	U K	112			112	R U	CAFE
	DENMK	201			201	DANMK	
	OTHER	280			280	AUTRE	
COMMODITY TOTAL		593			593		TOTAL DE MARCHANDISE
MANGANESE ORE	U K	9,900			9,900	R U	MINERAI DE MANGANESE
	OTHER	18,806			18,806	AUTRE	
COMMODITY TOTAL		28,706			28,706		TOTAL DE MARCHANDISE
CRUDE PETROLEUM	LIBER	571,530			571,530	LIBER	PETROLE BRUT
	OTHER	565,180			565,180	AUTRE	
COMMODITY TOTAL		1,136,710			1,136,710		TOTAL DE MARCHANDISE
MACHINERY NES	DENMK	1			1	DANMK	MACHINES NDA
COUNTRY/REGION TOTAL		1,166,010*	*	*	1,166,010*		TOTAL DE PAYS/REGION
CAMEROON							CAMEROON
COFFEE	U K	197			197	R U	CAFE

TABLE 2. CARGOES UNLOADED AT CANADIAN PORTS FROM FOREIGN COUNTRIES.

TABLEAU 2. MARCHANDISES DECHARGEES DANS LES PORTS CANADIENS EN PROVENANCE DE PAYS ETRANGERS.

COUNTRY OF ORIGIN AND KIND OF CARGO	REGISTRY OF VESSEL	ATLANTIC ATLANTIQUE	GREAT LAKES GRANDS LACS	PACIFIC PACIFIQUE	TOTAL TOTAL	IMMATIC. DU NAVIRE	PAYS D'ORIGINE ET MARCHANDISE
CAMEROUN	CONT.						CAMEROUN
	DENMK	975			975	DANMK	SUITE
	OTHER	1,091			1,091	AUTRE	
COMMODITY TOTAL		2,263			2,263		TOTAL DE MARCHANDISE
VENEER, PLYWOOD	U K	258			258	R U	PLACAGES, CONTRE-PLAQ.
	DENMK	723			723	DANMK	
	OTHER	165			165	AUTRE	
COMMODITY TOTAL		1,146			1,146		TOTAL DE MARCHANDISE
PERSONAL, HOUSEHOLD GOODS	U K	22			22	R U	ART. PERS. ET MENAGERS
	DENMK	6			6	DANMK	
	OTHER	3			3	AUTRE	
COMMODITY TOTAL		31			31		TOTAL DE MARCHANDISE
COUNTRY/REGION TOTAL		3,440*			3,440*		TOTAL DE PAYS/REGION
ZAIRE							ZAIRE
COFFEE	U K	435			435	R U	CAFE
	DENMK	3,208			3,208	DANMK	
	OTHER	965			965	AUTRE	
COMMODITY TOTAL		4,608			4,608		TOTAL DE MARCHANDISE
MANGANESE ORE	U K	33,424			33,424	R U	MINERAI DE MANGANESE
	DENMK	14,243			14,243	DANMK	
	PANAM	30,240			30,240	PANAM	
COMMODITY TOTAL		77,907			77,907		TOTAL DE MARCHANDISE
SHIPS, AIRCRAFT, MIS. VEH	DENMK	117			117	DANMK	NAVIRES, AVIONS, VEH. DIV
PERSONAL, HOUSEHOLD GOODS	U K	1			1	R U	ART. PERS. ET MENAGERS
	DENMK	2			2	DANMK	
COMMODITY TOTAL		3			3		TOTAL DE MARCHANDISE
CONTAINERS, CLOSURES	OTHER	72			72	AUTRE	CONTENEURS, FERMETURES
CONTAINERIZED FREIGHT	DENMK	75			75	DANMK	FRET CONTENEURESE
COUNTRY/REGION TOTAL		82,782*			82,782*		TOTAL DE PAYS/REGION
FR. AFRICA NES							AFRIQUE FR. NDA
MANGANESE ORE	DENMK	14,243			14,243	DANMK	MINERAI DE MANGANESE
	NORW	25,642			25,642	NORV	
COMMODITY TOTAL		39,885			39,885		TOTAL DE MARCHANDISE
COUNTRY/REGION TOTAL		39,885*			39,885*		TOTAL DE PAYS/REGION
GABON							GABON
FUEL OIL	LIBER	21,000			21,000	LIBER	MAZOUT
COUNTRY/REGION TOTAL		21,000*			21,000*		TOTAL DE PAYS/REGION
GUINEA							GUINEE
ALUMINA, BAUXITE ORES	U K	213,140			213,140	R U	MINERAIS ALUMINE, BAUX.
	DENMK	44,555			44,555	DANMK	
	GREEK	164,593			164,593	GREQ	
	NETH	91,398			91,398	P. BAS	
	NORW	320,164			320,164	NORV	
	OTHER	90,207			90,207	AUTRE	
COMMODITY TOTAL		924,057			924,057		TOTAL DE MARCHANDISE
COUNTRY/REGION TOTAL		924,057*			924,057*		TOTAL DE PAYS/REGION
IVORY COAST							COTE-D'IVOIRE
FRUITS, PREP. CANNED	OTHER	23	784		23	AUTRE	FRUITS PREP. EN BOITE
COCOA AND CHOCOLATE	OTHER	113			897	AUTRE	CACAO ET CHOCOLAT
CRUDE VEG. PROD. NES	OTHER	196			196	AUTRE	PR. BRUTS ORIG. VEG. NDA
LUMBER AND TIMBER	U K	135			135	R U	BOIS OEUVRE ET CHARP.
	DENMK	782			782	DANMK	
	OTHER	569	110		679	AUTRE	
COMMODITY TOTAL		1,486	110		1,596		TOTAL DE MARCHANDISE
VENEER, PLYWOOD	DENMK	2,114			2,114	DANMK	PLACAGES, CONTRE-PLAQ.
	OTHER	971			971	AUTRE	
COMMODITY TOTAL		3,085			3,085		TOTAL DE MARCHANDISE
PASS. AUTOS AND CHASSIS	DENMK	2			2	DANMK	VOITURES PART., CHASSIS
PERSONAL, HOUSEHOLD GOODS	DENMK	25			25	DANMK	ART. PERS. ET MENAGERS
	OTHER	4			4	AUTRE	
COMMODITY TOTAL		29			29		TOTAL DE MARCHANDISE
COUNTRY/REGION TOTAL		4,934*	894*		5,828*		TOTAL DE PAYS/REGION
LIBERIA							LIBERIA
COFFEE	OTHER	343			343	AUTRE	CAFE
IRON ORE AND CONC	SWEDN	45,595			45,595	SUEDE	MINERAI, CONC. DE FER
	LIBER	40,376			40,376	LIBER	
COMMODITY TOTAL		85,971			85,971		TOTAL DE MARCHANDISE
COUNTRY/REGION TOTAL		86,314*			86,314*		TOTAL DE PAYS/REGION

TABLE 2. CARGOES UNLOADED AT CANADIAN PORTS FROM FOREIGN COUNTRIES.

TABLEAU 2. MARCHANDISES DECHARGEES DANS LES PORTS CANADIENS EN PROVENANCE DE PAYS ETRANGERS.

COUNTRY OF ORIGIN AND KIND OF CARGO	REGISTRY OF VESSEL	ATLANTIC ATLANTIQUE	GREAT LAKES GRANDS LACS	PACIFIC PACIFIQUE	TOTAL TOTAL	IMMATIC. DU NAVIRE	PAYS D'ORIGINE ET MARCHANDISE
MOZAMBIQUE							MOZAMBIQUE
NUTS, EXC. DIL NUTS NES	NETH NORW		661	58	58 927	P.BAS NORV	NOIX, SAUF OLEAG. NDA
COMMODITY TOTAL		266	661	58	985		TOTAL DE MARCHANDISE
RAW SUGAR	U K GREEK	3,307 12,317	11,200		3,307 23,517	R U GRECQ	SUCRE BRUT
COMMODITY TOTAL		15,624	11,200		26,824		TOTAL DE MARCHANDISE
TEA	NETH NORW	428	51	144	144 479	P.BAS NORV	THE
COMMODITY TOTAL		428	51	144	623		TOTAL DE MARCHANDISE
MISC. FOOD PREP. NES	NORW		32		32	NORV	CIV. PREP. ALIM. NDA
OIL SEEDS, NUTS NES	NETH			6	6	P.BAS	GRAINES, NOIX OLEAG. NDA
TEXTILE FIBRES NES	NORW	13			13	NORV	FIBRES TEXTILES NDA
MANGANESE ORE	NORW	60			60	NORV	MINERAI DE MANGANESE
NICKEL-COPPER ORE	NETH			111	111	P.BAS	MINERAI DE CUIVRE-NICKEL
ORES AND CONC. NES	GER NORW OTHER	5,007 213 14,490			5,007 213 14,490	ALL NORV AUTRE	MINERAIS ET CONC. NDA
COMMODITY TOTAL		19,710			19,710		TOTAL DE MARCHANDISE
ASBESTOS	NETH NORW			35	35	P.BAS NORV	APIANTE
COMMODITY TOTAL				35	313		TOTAL DE MARCHANDISE
STONE, CRUDE NES	GER GREEK NORW	2,871 9,267 4,420			2,871 9,267 4,420	ALL GRECQ NORV	PIERRE BRUTE NDA
COMMODITY TOTAL		16,558			16,558		TOTAL DE MARCHANDISE
PHOSPHATE ROCK	GREEK	7,480			7,480	GRECQ	ROCHE PHOSPHATEE
CRUDE NON-MET. MIN. NES	GER GREEK OTHER	1,110 8,195 906			1,110 8,195 906	ALL GRECQ AUTRE	MIN. NON-MET. BRUTS NDA
COMMODITY TOTAL		10,211			10,211		TOTAL DE MARCHANDISE
VENEER, PLYWOOD	NETH			12	12	P.BAS	PLACAGES, CONTRE-PLAQ.
CORDAGE, TWINE, ROPE	OENMK NETH	1,400			1,400 707	DANMK P.BAS	CORDAGE, FICELLE, CORDE
COMMODITY TOTAL		1,400			2,107		TOTAL DE MARCHANDISE
INORGANIC CHEMS. NES	NORW	226			226	NORV	PROD. CHIM. INORG. NDA
ORGANIC CHEMICALS NES	NORW	26			26	NGRV	PROD. CHIM. ORGAN. NDA
FERRO-ALLOYS	NORW OTHER	7,224 893			7,224 893	NORV AUTRE	FERRO-ALLIAGES
COMMODITY TOTAL		8,117			8,117		TOTAL DE MARCHANDISE
BARNS AND ROOS, STEEL	NORW	668			668	NORV	BARRES ET TIGES ACIER
PLATE & SHEET STEEL	NETH NORW			572	572	P.BAS NORV	TOLES, FEUILLES D'ACIER
COMMODITY TOTAL		1,622			1,622		TOTAL DE MARCHANDISE
STRUCTURAL SHAPES	NETH NORW	1,219			1,219	P.BAS NORV	PROFILES DE CONSTRUCT.
COMMODITY TOTAL		1,219			1,222		TOTAL DE MARCHANDISE
METAL FAB. BASIC PRDD.	NETH			244	244	P.BAS	OUVR. DE BASE EN METAL
MISC. FABRICATED PRDD.	NORW	34			34	NORV	OUVRAGES DIVERS
PASS. AUTOS AND CHASSIS	NORW	1			1	NORV	VOITURES PART., CHASSIS
PERSONAL, HOUSEHOLD GOODS	NETH NORW			18	18 14	P.BAS NORV	ART. PERS. ET MENAGERS
COMMODITY TOTAL		13	1	18	32		TOTAL DE MARCHANDISE
MISC. END PRODUCTS NES	NETH	13	1	18	2	P.BAS	PRODUITS FINIS DIV. NDA
GENERAL CARGO	NORW		4		4	NORV	MARCHANDISES DIVERSES
COUNTRY/REGION TOTAL		83,954*	11,949*	1,912*	97,815*		TOTAL DE PAYS/REGION
PORT. AF. NES							AF. PORT. NDA
COPPER ORE AND CONC.	GER	3,321			3,321	ALL	MINERAI, CONC. CUIVRE
COUNTRY/REGION TOTAL		3,321*	*	*	3,321*		TOTAL DE PAYS/REGION
SENEGAL							SENEGAL
CRUDE VEG. PROD. NES	OTHER	158			158	AUTRE	PR. BRUTS ORIG. VEG. NDA
PERSONAL, HOUSEHOLD GOODS	OTHER	2			2	AUTRE	ART. PERS. ET MENAGERS
GENERAL CARGO	OTHER	22			22	AUTRE	MARCHANDISES DIVERSES
COUNTRY/REGION TOTAL		182*	*	*	182*		TOTAL DE PAYS/REGION
TOGO							TOGO
MACARONI, CEREAL PRDD.	OTHER	17			17	AUTRE	PATES ALIM. PROD. CEREAL
METALLIC SALTS	NORW			30,957	30,957	NORV	SELS METALLIQUES
COUNTRY/REGION TOTAL		17*	*	30,957*	30,974*		TOTAL DE PAYS/REGION
SRI LANKA							SRI LANKA
FRUIT JUICES	U K NETH NORW	2			2 5 2	R U P.BAS NORV	JUS DE FRUIT
COMMODITY TOTAL		2			7		TOTAL DE MARCHANDISE
NUTS, EXC. OIL NUTS NES	U K NORW	274	222		496 56	R U NORV	NOIX, SAUF OLEAG. NDA

TABLE 2. CARGOES UNLOADED AT CANADIAN PORTS FROM FOREIGN COUNTRIES.

TABLEAU 2. MARCHANDISES DECHARGEES DANS LES PORTS CANADIENS EN PROVENANCE DE PAYS ETRANGERS.

COUNTRY OF ORIGIN AND KIND OF CARGO	REGISTRY OF VESSEL	ATLANTIC ATLANTIQUE	GREAT LAKES GRANDS LACS	PACIFIC PACIFIQUE	TOTAL TOTAL	IMMATIC. DU NAVIRE	PAYS D'ORIGINE ET MARCHANDISE
SRI LANKA CONT.							SRI LANKA SUITE
COMMODITY TOTAL		274	222	56	552		TOTAL DE MARCHANDISE
COFFEE	NETH			99	99	P.BAS	CAFE
TEA	U K	4,889	146		5,035	R U	THE
	NETH			440	440	P.BAS	
	NORW			243	243	NCRV	
	OTHER			26	26	AUTRE	
COMMODITY TOTAL		4,889	146	709	5,744		TOTAL DE MARCHANDISE
SPICES	U K	158			158	R U	EPICES
	NETH			1	1	P.BAS	
COMMODITY TOTAL		158		1	159		TOTAL DE MARCHANDISE
MISC. FOOD PREP. NES	U K	10	1		11	R U	DIV. PREP. ALIM. NDA
WINES	U K	450			450	R U	VINS
RUBBER, ALLIED GUMS, NAT	U K	2,303	1,101		3,404	R U	CAOUTCHOUC GOMMES NAT.
CRUDE VEG. PROD. NES	U K	1			1	R U	PR. BRUTS ORIG. VEG. NDA
TEXTILE FIBRES NES	U K	509	195		704	R U	FIBRES TEXTILES NCA
WOOD FAB. MATERIALS	U K	25			25	R U	DEMI-PRODUITS EN BOIS
JUTE WOVEN FABRICS	U K	175	17		192	R U	TISSUS DE JUTE
TEXTILE FAB. MTL NES	U K	116	288		404	R U	OUVR. EN MAT. TEXT. NDA
VEG. OILS, FATS NES	U K	2,247	2,767		5,014	R U	HUIL. MAT. GRAS. VEG. NDA
	ITALY		1,961		1,961	ITAL	
	LIBER	233	2,010		2,243	LIBER	
COMMODITY TOTAL		2,480	6,738		9,218		TOTAL DE MARCHANDISE
OILS, FATS, WAXES NES	U K	861	576		1,437	R U	HUIL. MAT. GRAS. CIRE NDA
SYNTHETIC RUBBER	U K	264			264	R U	CAOUTCHOUC SYNTHETIQUE
PERSONAL, HOUSEHOLD GOODS	U K	123	30		153	R U	ART. PERS. ET MENAGERS
	NORW			2	2	NCRV	
COMMODITY TOTAL		123	30	2	155		TOTAL DE MARCHANDISE
MISC. END PRODUCTS NES	U K	156			156	R U	PRODUITS FINIS DIV. NDA
	NETH			1	1	P.BAS	
COMMODITY TOTAL		156		1	157		TOTAL DE MARCHANDISE
GENERAL CARGO	U K	5			5	R U	MARCHANDISES DIVERSES
COUNTRY/REGION TOTAL		12,801*	9,314*	875*	22,990*		TOTAL DE PAYS/REGION
HONG KONG							HONG-KONG
MEAT, FRESH OR FROZEN	NORW			9	9	NORV	VIANDE, FRAICHE / CDNG.
	U S A			26	26	E-U	
COMMODITY TOTAL				35	35		TOTAL DE MARCHANDISE
FISH, FRESH OR FROZEN	NORW			25	25	NORV	POISSON, FRAIS OU CDNG.
	U S A			39	39	E-U	
COMMODITY TOTAL				64	64		TOTAL DE MARCHANDISE
FISH, SALTED OR CURED	NORW	1			1	NORV	POISSON, SALE OU FUME
SHELL FISH, NES	NORW			47	47	NORV	MOLLUSQUES CRUST. NDA
	U S A			20	20	E-U	
	OTHER			9	9	AUTRE	
COMMODITY TOTAL				76	76		TOTAL DE MARCHANDISE
BAKERY PROD. INC. FROZEN	U S A			6	6	E-U	PROD. BDUL., PROD. CDNG.
MACARONI, CEREAL PROD.	JAPAN		7		7	JAPON	PATES ALIM. PROD. CEREAL
FRESH FRUITS, BERRIES	NORW			1	1	NORV	FRUITS, BATES FRAIS
FROZEN FRUITS, BERRIES	U S A			10	10	E-U	FRUITS, BATES CONGELES
FRUITS, PREP. CANNED	LIBER		20		20	LIBER	FRUITS PREP. EN BOITE
NUTS, EXC. OIL NUTS NES	OTHER	4			4	AUTRE	NOIX, SAUF OLEAG. NDA
VEGETABLES, FROZEN	U S A			11	11	E-U	LEGUMES, CONGELES
VEGETABLE PREP. NES	U K	27			27	R U	PREP. DE LEGUMES NDA
	NORW	1			1	NORV	
	LIBER		100		100	LIBER	
	JAPAN	47	295		342	JAPON	
COMMODITY TOTAL		75	395		470		TOTAL DE MARCHANDISE
SUGAR PREPARATIONS	NORW	3			3	NORV	PREP. A BASE DE SUCRE
	JAPAN		29		29	JAPON	
COMMODITY TOTAL		3	29		32		TOTAL DE MARCHANDISE
COCCA AND CHOCOLATE	GER	51			51	ALL	CACAO ET CHOCOLAT
TEA	JAPAN	90			90	JAPON	THE
	OTHER	33			33	ALTRE	
COMMODITY TOTAL		123			123		TOTAL DE MARCHANDISE
SPICES	NORW			2	2	NORV	EPICES
	JAPAN		19		19	JAPON	
	PANAM	6			6	PANAM	
COMMODITY TOTAL		6	19	2	27		TOTAL DE MARCHANDISE
MISC. FOOD PREP. NES	U K				25	R U	DIV. PREP. ALIM. NDA
	DENMK	24			24	DANMK	
	GREEK	23			23	GRECC	
	NORW	83		640	723	NORV	
	LIBER	45			45	LIBER	
	JAPAN	179	463	175	817	JAPON	
	U S A			795	795	E-U	
COMMODITY TOTAL		354	463	1,635	2,452		TOTAL DE MARCHANDISE
OIL SEEDS, NUTS NES	U K	11			11	R U	GRAINES, NOIX OLEAG. NDA
	LIBER	30			30	LIBER	
	PANAM	12			12	PANAM	
COMMODITY TOTAL		53			53		TOTAL DE MARCHANDISE
RUBBER, ALLIED GUMS, NAT	JAPAN	320	483		803	JAPON	CAOUTCHOUC GOMMES NAT.
CRUDE VEG. PROD. NES	GREEK	7			7	GRECC	PR. BRUTS ORIG. VEG. NDA
	NORW	18		3	21	NORV	
	JAPAN	78			78	JAPON	

TABLE 2. CARGOES UNLOADED AT CANADIAN PORTS FROM FOREIGN COUNTRIES.

TABLEAU 2. MARCHANDISES DECHARGEES DANS LES PORTS CANADIENS EN PROVENANCE DE PAYS ETRANGERS.

COUNTRY OF ORIGIN AND KIND OF CARGO	REGISTRY OF VESSEL	ATLANTIC ATLANTIQUE	GREAT LAKES GRANDS LACS	PACIFIC PACIFIQUE	TOTAL TOTAL	IMMATIC. DU NAVIRE	PAYS D'ORIGINE ET MARCHANDISE
HONG KONG							HONG-KONG
CONT.	OTHER					AUTRE	SUITE
COMMODITY TOTAL		103		2	2		
Wool and animal hair	NORW			5	5		TOTAL DE MARCHANDISE
Textile fibres nes	NORW			15	15	NORV	LAIN, POILS DANIMAL
	JAPAN			50	50	NORV	FIBRES TEXTILES NCA
COMMODITY TOTAL		30			30	JAPON	
Cotton, textile waste	NORW				80		TOTAL DE MARCHANDISE
Leather	GER				29	NORV	CECHETS DE COTON, TEXT.
	NORW				2	ALL	CUIR
	NORW				1	NORV	
	JAPAN				12	JAPON	
COMMODITY TOTAL		15			15		TOTAL DE MARCHANDISE
Rubber fab. materials	OTHER			2	2	AUTRE	DEMI-PROD. CAOUTCHOUC
Lumber and timber	LIBER		23		23	LIBER	BOIS D'OEUVRE ET CHARP.
Wood fab. materials	OTHER			1	1	AUTRE	DEMI-PRODUITS EN BOIS
Paper nes	NORW			6	6	NORV	PAPIER NDA
Paperboard	NORW	13			13	NORV	CARTON
Cordage, twine, rope	GER	1			1	ALL	CORDEGE, FICELLE, CORDE
	NORW				2	NORV	
COMMODITY TOTAL		1			2		TOTAL DE MARCHANDISE
Textile fab. mt. nes	U K				2		OUVR. EN MAT. TEXT. NDA
	DENMK			18	23	R U	
	GER				36	DANMK	
	GREEK				2	ALL	
	NORW				28	GRECC	
	NORW			588	717	NORV	
	LIBER				19	LIBER	
	JAPAN	1,013	121	150	1,284	JAPON	
	PANAM	47			47	PANAM	
	U S A				249	E-U	
	OTHER	47	16	19	82	AUTRE	
COMMODITY TOTAL		1,326	137	1,024	2,487		TOTAL DE MARCHANDISE
Oils, fats, waxes nes	OTHER	45			45	AUTRE	HUIL, MAT. GRAS, CIRE NDA
Metallic salts	JAPAN		48		48	JAPON	SELS METALLIQUES
Organic chemicals nes	DENMK	30			30	DANMK	PROD. CHIM. ORGAN. NDA
Synthetic rubber	NORW			6	6	NORV	CAOUTCHOUC SYNTHETIQUE
Plastic materials	NORW	4		398	402	NORV	MATIERES PLASTIQUES
	LIBER		22		22	LIBER	
	JAPAN		38		38	JAPON	
	U S A			236	236	E-U	
	OTHER			41	41	AUTRE	
COMMODITY TOTAL		4	60	675	739		TOTAL DE MARCHANDISE
Dyes, stuff, pigment, paint	JAPAN	109			109	JAPON	MAT. COLOR. PIG. PEINTURE
Chem. specialties nes	JAPAN	34			34	JAPON	PROD. CHIM. SPECIAUX NDA
	OTHER			2	2	AUTRE	
COMMODITY TOTAL		34		2	36		TOTAL DE MARCHANDISE
Ferro-alloys	DENMK	17			17	DANMK	FERRO-ALLIAGES
Bars and rods, steel	DENMK	63			63	DANMK	BARRES ET TIGES ACIER
	NORW			134	134	NORV	
COMMODITY TOTAL		63		134	197		TOTAL DE MARCHANDISE
Structural shapes	DENMK	259			259	DANMK	PROFILES DE CONSTRUCT.
	NORW	4			4	NORV	
COMMODITY TOTAL		263			263		TOTAL DE MARCHANDISE
Pipes, tubes: iron, steel	NORW	15			15	NORV	TUYAUX, TUBES: FER, ACIER
Non-ferrous metals nes	JAPAN		99		99	JAPON	METEAUX NON-FERREUX NDA
Metal fab. basic prod.	DENMK	282			282	DANMK	OUVR. DE BASE EN METAL
	GER	16			16	ALL	
	NORW	73		46	119	NORV	
	LIBER		30		30	LIBER	
	JAPAN	57		135	192	JAPON	
	PANAM		10		10	PANAM	
	U S A			40	40	E-U	
	OTHER		5	3	8	AUTRE	
COMMODITY TOTAL		428	45	224	697		TOTAL DE MARCHANDISE
Bricks, tiles nes	DENMK	3			3	DANMK	BRIQUES, TUILES NDA
	NORW				6	NORV	
COMMODITY TOTAL		3			6		TOTAL DE MARCHANDISE
Glass basic products	NORW				6	NORV	OUVR. DE BASE EN VERRE
	OTHER				9	AUTRE	
COMMODITY TOTAL					217		TOTAL DE MARCHANDISE
Non-met. min. basic prod.	DENMK	18			18	DANMK	PROD. MIN. NON-MET. BASE
	NORW				17	NORV	
COMMODITY TOTAL		18			35		TOTAL DE MARCHANDISE
Misc. fabricated prod.	DENMK	5			5	DANMK	OUVRAGES DIVERS
Tractors	DENMK	234			234	DANMK	TRACTEURS
Machinery nes	DENMK	109			109	DANMK	MACHINES NDA
	LIBER		30		30	LIBER	
COMMODITY TOTAL		109	30		139		TOTAL DE MARCHANDISE
Pass. autos and chassis	NORW			1	1	NORV	VOITURES PART. CHASSIS
	OTHER			337	337	AUTRE	
COMMODITY TOTAL				338	338		TOTAL DE MARCHANDISE
Motor vehicle engines	DENMK	15			15	DANMK	MOTEURS DE VEH. AUTOM.
	NORW	1			1	NORV	
COMMODITY TOTAL		16			16		TOTAL DE MARCHANDISE
Ships, aircraft, mis. veh	NORW			7	7	NORV	NAVIRES, AVIONS, VEH. CIV
	PANAM		45		45	PANAM	
	U S A			28	28	E-U	
	OTHER			19	19	AUTRE	
COMMODITY TOTAL			45	54	99		TOTAL DE MARCHANDISE

TABLE 2. CARGOES UNLOADED AT CANADIAN PORTS FROM FOREIGN COUNTRIES.

TABLEAU 2. MARCHANDISES DECHARGEES DANS LES PORTS CANADIENS EN PROVENANCE DE PAYS ETRANGERS.

COUNTRY OF ORIGIN AND KIND OF CARGO	REGISTRY OF VESSEL	ATLANTIC ATLANTIQUE	GREAT LAKES GRANDS LACS	PACIFIC PACIFIQUE	TOTAL TOTAL	IMMATIC. DU NAVIRE	PAYS D'ORIGINE ET MARCHANDISE
HONG KONG							HONG-KONG
CONT. EQUIPMENT MISC.	DENMK	26			26	DANMK	SUITE MATERIEL DIVERS
	NORW	18		249	267	NORV	
	JAPAN	16	18	100	134	JAPON	
	U S A			84	84	E-U	
	OTHER	6		31	37	AUTRE	
COMMODITY TOTAL PERSONAL, HOUSEHOLD GOODS		66	18	464	548		TOTAL DE MARCHANDISE ART. PERS. ET MENAGERS
	U K	8	20	51	79	R U	
	DENMK	151			151	DANMK	
	GER	93			93	ALL	
	GREEK	19			19	GRECC	
	NORW	307		1,810	2,117	NORV	
	LIBER	16	338		354	LIBER	
	JAPAN	292	548	215	1,055	JAPON	
	PANAM	10	95		105	PANAM	
	U S A			136	136	E-U	
	OTHER		44		197	AUTRE	
COMMODITY TOTAL CONTAINERS, CLOSURES MISC. END PRODUCTS NES		896	1,045	2,365	4,306		TOTAL DE MARCHANDISE CONTENEURS, FERMETURES PRODUITS FINIS DIV. NDA
	NORW	52		19	71	NORV	
	U K	8		6	14	R U	
	DENMK	32			32	DANMK	
	GER	1			1	ALL	
	NORW	134		155	289	NORV	
	LIBER		4		4	LIBER	
	JAPAN		2	125	127	JAPON	
	OTHER	4		10	14	AUTRE	
COMMODITY TOTAL GENERAL CARGO		179	6	296	481		TOTAL DE MARCHANDISE MARCHANDISES DIVERSES
	U K	3			3	R U	
	GREEK	28		129	157	GRECC	
	NORW			39	39	NORV	
	LIBER	27			27	LIBER	
	JAPAN	80		11	91	JAPON	
	PANAM	17			17	PANAM	
	OTHER	345		2	347	AUTRE	
COMMODITY TOTAL CONTAINERIZED FREIGHT		500		181	681		TOTAL DE MARCHANDISE FRET CONTENEURESE
	U K	45		494	539	R U	
	GER	1,936			1,936	ALL	
	GREEK	14			14	GRECC	
	NORW			1,205	1,205	NORV	
	LIBER	4,456	173	2,368	6,997	LIBER	
	JAPAN	644	177	2,012	2,833	JAPON	
	PANAM	4		5,432	5,436	PANAM	
	U S A			1,114	1,114	E-U	
	OTHER	2,742		1,511	4,253	AUTRE	
COMMODITY TOTAL		9,841	350	14,136	24,327		TOTAL DE MARCHANDISE
COUNTRY/REGION TOTAL		15,434*	3,322*	22,080*	40,836*		TOTAL DE PAYS/REGION
INDIA							INDE
FISH, FRESH OR FROZEN SHELL FISH, NES	OTHER			16	16	AUTRE	POISSON, FRAIS DU CONG. MOLLUSQUES CRUST., NDA
	U K	8	1		9	R U	
	OTHER	9			9	AUTRE	
COMMODITY TOTAL		17	1		18		TOTAL DE MARCHANDISE
MACARONI, CEREAL PROC.	NORW	49			49	NORV	PATES ALIM. PROC. CEREAL
FRUIT PULP, PUREE	U K	12	11		23	R U	PULPE DE FRUIT, PUREE
NUTS, EXC. OIL NUTS NES	U K	1,205	1,417		2,622	R U	NOIX, SAUF OLEAG. NDA
	NORW	139		182	321	NORV	
	OTHER	89	1,707	48	1,844	AUTRE	
COMMODITY TOTAL		1,433	3,124	230	4,787		TOTAL DE MARCHANDISE
VEGETABLES, FRESH	U K	18			18	R U	LEGUMES, FRAIS
VEGETABLES, DRIED	U K	63			63	R U	LEGUMES, SECS
	NORW			9	9	NORV	
COMMODITY TOTAL		63		9	72		TOTAL DE MARCHANDISE
VEGETABLE PREP. NES	NORW	2		2	4	NORV	PREP. OE LEGUMES NDA
	OTHER			95	95	AUTRE	
COMMODITY TOTAL		2		97	99		TOTAL DE MARCHANDISE
COCOA AND CHOCOLATE	NORW			5	5	NORV	CACAO ET CHOCOLAT
COFFEE	U K	881			881	R U	CAFE
	NORW	221		82	303	NORV	
	OTHER			4	4	AUTRE	
COMMODITY TOTAL		1,102		86	1,188		TOTAL DE MARCHANDISE
TEA	U K	2,061	388		2,449	R U	THE
	NORW	1,103		21	1,124	NORV	
	OTHER	102	16	440	558	AUTRE	
COMMODITY TOTAL		3,266	404	461	4,131		TOTAL DE MARCHANDISE
SPICES	U K	782	210		992	R U	EPICES
	NORW	267		149	416	NORV	
	OTHER	128	106	123	357	AUTRE	
COMMODITY TOTAL		1,177	316	272	1,765		TOTAL DE MARCHANDISE
MISC. FOOD PREP. NES	U K	20	7		27	R U	DIV. PREP. ALIM. NDA
	NORW	750		2	752	NORV	
	OTHER			189	189	AUTRE	
COMMODITY TOTAL		770	7	191	968		TOTAL DE MARCHANDISE
DIST. ALCOHOLIC BEV.	NORW	69			69	NORV	BOISS. ALCOOL. DIST.
SEEDS FOR SOWING NES	U K		30		30	R U	GRAINES DE SEMENCE NDA
	NORW	20			20	NORV	

TABLE 2. CARGOES UNLOADED AT CANADIAN PORTS FROM FOREIGN COUNTRIES.

TABLEAU 2. MARCHANDISES DECHARGEES DANS LES PORTS CANADIENS EN PROVENANCE DE PAYS ETRANGERS.

COUNTRY OF ORIGIN AND KIND OF CARGO	REGISTRY OF VESSEL	ATLANTIC ATLANTIQUE	GREAT LAKES GRANDS LACS	PACIFIC PACIFIQUE	TOTAL TOTAL	IMMATIC. DU NAVIRE	PAYS D'ORIGINE ET MARCHANDE
INDIA	CONT.						INDE
COMMODITY TOTAL	OTHER			5	5	AUTRE	SUITE
OIL SEEDS,NUTS NES	U K	20	30	5	55		TOTAL DE MARCHANDE
	NORW	26	53		53	R U	GRAINES,NOIX DELEG.NDA
COMMODITY TOTAL		26	53		79	NORV	
RUBBER,ALLIED GUMS,NAT CRUCE VEG.PROD.NES	OTHER			150	150	AUTRE	TOTAL DE MARCHANDE
	U K	11			11	R U	CAOUTCHOUC GDMMES NAT.
	NORW	115		70	185	NORV	PR.BRUTS ORIG.VEG.NDA
	OTHER	26			26	AUTRE	
COMMODITY TOTAL		152		70	222		TOTAL DE MARCHANDE
TEXTILE FIBRES NES	U K	1,428	451		1,879	R U	FIBRES TEXTILES NDA
	NORW	249		2	251	NORV	
	OTHER	500		222	722	AUTRE	
COMMODITY TOTAL		2,177	451	224	2,852		TOTAL DE MARCHANDE
CRUDE NON-MET.MIN.NES	U K	29			29	R U	MIN.NON-MET.BRUTS NDA
	OTHER	170		11	181	AUTRE	
COMMODITY TOTAL		199		11	210		TOTAL DE MARCHANDE
COTTON,TEXTILE WASTE	NORW	48			48	NORV	DECHETS DE COTON,TEXT.
LEATHER	U K		10		10	R U	CUIR
	NORW	17			17	NORV	
COMMODITY TOTAL		17	10		27		TOTAL DE MARCHANDE
RUBBER FAB.MATERIALS	NORW			1	1	NORV	DEMI-PROD.CAOUTCHOUC
VENEER,PLYWOOD	OTHER		80	34	114	AUTRE	PLACAGES,CONTRE-PLAQ.
CORCAGE,TWINE,ROPE	U K	2			2	R U	CORCAGE,FICELLE,CORDE
	NORW	150			150	NORV	
	OTHER			53	53	AUTRE	
COMMODITY TOTAL		152		53	205		TOTAL DE MARCHANDE
JUTE WOVEN FABRICS	U K	10,011	1,026		11,037	R U	TISSUS DE JUTE
	OTHER	1,407	344	1,302	3,053	AUTRE	
COMMODITY TOTAL		11,418	1,370	1,302	14,090		TOTAL DE MARCHANDE
TEXTILE FAB.MTL NES	U K	114			114	R U	OUVR.EN MAT.TEXT.NDA
	NORW	3,182		28	3,210	NORV	
	OTHER	506	126	415	1,047	AUTRE	
COMMODITY TOTAL		3,802	126	443	4,371		TOTAL DE MARCHANDE
METALLIC SALTS	OTHER	566		112	678	AUTRE	SELS METALLIQUES
DYES,STUFF,PIGMENT,PAINT	NORW	62			62	NORV	MAT.COLOR.PIG.PEINTURE
	OTHER	25			25	AUTRE	
COMMODITY TOTAL		87			87		TOTAL DE MARCHANDE
CHEM.SPECIALTIES NES	NORW	11			11	NORV	PROD.CHEM.SPECIAUX NDA
FERRO-ALLOYS	OTHER	7			7	AUTRE	FERRO-ALLIAGES
PRIMARY IRON,STEEL NES	OTHER	84			84	AUTRE	FER,ACIER PRIMAIR.NDA
CASTINGS,FORGINGS	NORW			6	6	NORV	MOUL.PIECES FORGEES
	OTHER			13	13	AUTRE	
COMMODITY TOTAL				19	19		TOTAL DE MARCHANDE
BAR AND ROCS,STEEL	OTHER			120	120	AUTRE	BARRES ET TIGES ACIER
STRUCTURAL SHAPES	OTHER			24	24	AUTRE	PROFILES DE CONSTRUCT.
PIPES,TUBES:IRON,STEEL	U K	44			44	R U	TUYAUX,TUBES:FER,ACIER
	OTHER			1,115	1,115	AUTRE	
COMMODITY TOTAL		44		1,115	1,159		TOTAL DE MARCHANDE
WIRE	U K		7		7	R U	FIL METALLIQUE
	NORW	5			5	NORV	
	OTHER			1,035	1,035	AUTRE	
COMMODITY TOTAL		5	7	1,035	1,047		TOTAL DE MARCHANDE
METAL FAB.BASIC PROD.	U K	18	5		23	R U	OUVR.DE BASE EN METAL
	NORW	332		70	402	NORV	
	OTHER			390	390	AUTRE	
COMMODITY TOTAL		350	5	460	815		TOTAL DE MARCHANDE
DRAIN TILES,PIPES	OTHER			113	113	AUTRE	TIILES TUY.DE DRAINAGE
NON-MET.MIN.BASIC PROD	NORW	1			1	NORV	PROD.MIN.NON-MET.BASE
	OTHER			4	4	AUTRE	
COMMODITY TOTAL		1		4	5		TOTAL DE MARCHANDE
MISC.FABRICATED PROD.	OTHER			1	1	AUTRE	OVRAGES DIVERS
MACHINERY NES	U K		1		1	R U	MACHINES NDA
	NORW	222		6	228	NORV	
	OTHER		4	4	8	AUTRE	
COMMODITY TOTAL		222	5	10	237		TOTAL DE MARCHANDE
PASS.AUTOS AND CHASSIS	NORW	2			2	NORV	VOITURES PART.,CHASSIS
MOTOR VEHICLE ENGINES	NORW	3			3	NORV	MOTEURS DE VEH.AUTOM.
	OTHER			6	6	AUTRE	
COMMODITY TOTAL		3		9	12		TOTAL DE MARCHANDE
ROAD MOTOR VEH. NES	NORW	16			16	NORV	VEH.AUTOM.ROUTIERS NDA
SHIPS,AIRCRAFT,MIS.VEH	U K	27	28		55	R U	NAVIRES,AVIONS,VEH.DIV
	NORW	35			35	NORV	
COMMODITY TOTAL		62	28		90		TOTAL DE MARCHANDE
EQUIPMENT MISC.	U K	17			17	R U	MATERIEL DIVERS
	NORW	328		14	342	NORV	
	OTHER	4		6	10	AUTRE	
COMMODITY TOTAL		349		20	369		TOTAL DE MARCHANDE
PERSONAL,HOUSEHOLD GOODS	U K	504	591		1,095	R U	ART.PERS.ET MENAGERS
	NORW	2,554		103	2,657	NORV	
	OTHER	1,855	352	927	3,134	AUTRE	
COMMODITY TOTAL		4,913	943	1,030	6,886		TOTAL DE MARCHANDE
FIREARMS,AMMUNITION	NORW	7			7	NORV	ARMES A FEU,MUNITIONS
CONTAINERS,CLOSURES	NORW	2			2	NORV	CONTENEURS,FERMETURES
	OTHER			55	57	AUTRE	
COMMODITY TOTAL		2		286	286		TOTAL DE MARCHANDE
				341	343		

TABLE 2. CARGOES UNLOADED AT CANADIAN PORTS FROM FOREIGN COUNTRIES.

TABLEAU 2. MARCHANDISES DECHARGEES DANS LES PORTS CANADIENS EN PROVENANCE DE PAYS ETRANGERS.

COUNTRY OF ORIGIN AND KIND OF CARGO	REGISTRY OF VESSEL	ATLANTIC ATLANTIQUE	GREAT LAKES GRANDS LACS	PACIFIC PACIFIQUE	TOTAL TOTAL	IMMTRIC. DU NAVIRE	PAYS D'ORIGINE ET MARCHANDISE
INDIA							INDE
CONT.							SUITE
MISC. END PRODUCTS NES	U K	1	9		10	R U	PRODUITS FINIS DIV.NDA
	NORW	443		4	447	NORV	
	OTHER	4	1	133	138	AUTRE	
COMMODITY TOTAL		448	10	137	595		TOTAL DE MARCHANDISE
GENERAL CARGO	U K	8			8	R U	MARCHANDISES DIVERSES
	OTHER	120		17	137	AUTRE	
COMMODITY TOTAL		128		17	145		TOTAL DE MARCHANDISE
COUNTRY/REGION TOTAL		33,296*	6,981*	8,229*	48,506*		TOTAL DE PAYS/REGION
MALAYSIA							MALAISIE
FISH,FRESH OR FROZEN	NORW			7	7	NORV	POISSON,FRAIS OU COND.
FISH,CANNED	NORW			11	11	NORV	POISSON EN BOITES
	OTHER	5			5	AUTRE	
COMMODITY TOTAL				11	16		TOTAL DE MARCHANDISE
SHELL FISH,NES	NORW	3			3	NORV	MOLLUSQUES CRUST.,NDA
MACARONI,CEREAL PROD.	NORW			27	27	NORV	PATES ALIM.PROD.CEREAL
	U S A			631	631	E-U	
COMMODITY TOTAL				658	658		TOTAL DE MARCHANDISE
NUTS,EXC.OIL NUTS NES	NORW			2	2	NORV	NCIX,SAUF OLEAG.NDA
	U S A			3	3	E-U	
COMMODITY TOTAL				5	5		TOTAL DE MARCHANDISE
VEGETABLE PREP.NES	U S A			6	6	E-U	PREP. DE LEGUMES NDA
SPICES	DENMK	8			8	DANMK	EPICES
	OTHER		8		8	AUTRE	
COMMODITY TOTAL		8	8		16		TOTAL DE MARCHANDISE
MISC.FOOD PREP.NES	NORW			65	65	NORV	DIV.PREP.ALIM.NDA
WINES	NORW	124			124	NORV	VINS
OIL SEEDS,NUTS NES	NORW			2	2	NORV	GRAINES,NOIX OLEAG.NDA
RUBBER,ALLIED GUMS,NAT	U K			180	180	R U	CAOUTCHOUC GOMMES NAT.
	DENMK	2,231			2,231	DANMK	
	GER	75			75	ALL	
	NETH	158			158	P.BAS	
	NORW	3,198	135	1,590	4,923	NORV	
	U S A			1,450	1,450	E-U	
	OTHER	1,581	2,385	729	4,695	AUTRE	
COMMODITY TOTAL		7,243	2,520	3,949	13,712		TOTAL DE MARCHANDISE
CRUDE VEG.PROD.NES	OTHER	377			377	AUTRE	PR.PRODS. CRUD.VEG.NES
LUMBER AND TIMBER	GREEK			481	481	GRECQ	BOIS D'OUVR. ET CHARP.
	NETH	117			117	P.BAS	
	NORW	126	329	190	645	NORV	
	LIBER			456	456	LIBER	
	U S A			838	838	E-U	
	OTHER			164	164	AUTRE	
COMMODITY TOTAL		243	329	2,129	2,701		TOTAL DE MARCHANDISE
RAILWAY TIES	LIBER			3,190	3,190	LIBER	TRAVERSES DE CH. FER
VENEER,PLYWOOD	GREEK			95	95	GRECQ	PLACAGES,CONTRE-PLAC.
	NETH	100			100	P.BAS	
	NORW	540	444		984	NORV	
	U S A			21	21	E-U	
	OTHER	498			498	AUTRE	
COMMODITY TOTAL		1,138	444	486	2,068		TOTAL DE MARCHANDISE
WOOD FAB.MATERIALS	NETH	129		57	186	P.BAS	DEMI-PRODUITS EN BOIS
	NORW	17	11	169	197	NORV	
	U S A			902	902	E-U	
	OTHER			32	32	AUTRE	
COMMODITY TOTAL		146	11	1,160	1,317		TOTAL DE MARCHANDISE
TEXTILE FAB.MTL NES	GER	35			35	ALL	OUVR.EN MAT.TEXT.NDA
	NORW			9	9	NORV	
	OTHER			49	49	AUTRE	
COMMODITY TOTAL		35		58	93		TOTAL DE MARCHANDISE
VEG.OILS,FATS NES	ITALY	612	4,039		4,651	ITAL	HUIL.MAT.GRAS.VEG.NDA
	LIBER	659	10,609		11,268	LIBER	
	OTHER		2,374		2,374	AUTRE	
COMMODITY TOTAL		1,271	17,022		18,293		TOTAL DE MARCHANDISE
PETROL,COAL PROD.NES	OTHER	225			225	AUTRE	DERIVE PETR.CHARB.NDA
PRIMARY IRON,STEEL NES	NORW			11	11	NORV	FER,ACIER PRIMAIR.NDA
PLATE & SHEET STEEL	NORW	194		5	199	NORV	TOLES,FEUILLES D'ACIER
	OTHER		50	11	61	AUTRE	
COMMODITY TOTAL		194	50	16	260		TOTAL DE MARCHANDISE
RAILS & TRACK MATERIAL	JAPAN			9,087	9,087	JAPON	RAILS,MAT.VOIE FERREE
NON-FERROUS METALS NES	NORW			52	52	NORV	METALX NON-FERREUX NDA
	U S A			17	17	E-U	
	OTHER			12	12	AUTRE	
COMMODITY TOTAL				81	81		TOTAL DE MARCHANDISE
METAL FAB.BASIC PROD.	NORW			47	47	NORV	OUVR.DE BASE EN METAL
ASBESTOS BASIC PROD.	NORW	603			603	NORV	OUVR.DE BASE AMIANTE
MACHINERY NES	NORW			199	199	NORV	MACHINES NDA
RAILWAY ROLLING STOCK	LIBER			12,236	12,236	LIBER	MAT.ROUL.DE CH.DE FER
PASS.AUTOS AND CHASSIS	U K			11	11	R U	VOITURES PART.,CHASSIS
EQUIPMENT MISC.	NORW	2		55	57	NORV	MATERIEL DIVERS
PERSONAL,HOUSEHOLD GOODS	U K			9	9	R U	ART.PERS.ET MENAGERS
	GER	2			2	ALL	
	NORW			171	171	NORV	
	U S A			19	19	E-U	

TABLE 2. CARGOES UNLOADED AT CANADIAN PORTS FROM FOREIGN COUNTRIES.

TABLEAU 2. MARCHANDISES DECHARGEES DANS LES PORTS CANADIENS EN PROVENANCE DE PAYS ETRANGERS.

COUNTRY OF ORIGIN AND KIND OF CARGO	REGISTRY OF VESSEL	ATLANTIC ATLANTIQUE	GREAT LAKES GRANDS LACS	PACIFIC PACIFIQUE	TOTAL TOTAL	IMMATIC. OU NAVIRE	PAYS D'ORIGINE ET MARCHANDISE
MALAYSIA	CONT.						MALAISIE
OTHER		7		2	9	AUTRE	SUITE
COMMODITY TOTAL		9		201	210		TOTAL DE MARCHANDISE
CONTAINERS, CLOSURES	LIBER			9	9	LIBER	CONTENEURS, FERMETURES
MISC. END PRODUCTS NES	NETH	18			18	P.BAS	PRCDITS FINIS OIV.NDA
	NORW	25			25	NORV	
	U S A			6	6	E-U	
	OTHER		90		90	AUTRE	
COMMODITY TOTAL		43	90	6	139		TOTAL DE MARCHANDISE
GENERAL CARGO	NORW	4			4	NORV	MARCHANDISES DIVERSES
	OTHER	65			65	AUTRE	
COMMODITY TOTAL		69			69		TOTAL DE MARCHANDISE
CONTAINERIZED FREIGHT	NORW			8	8	NORV	FRET CONTENEURESE
	U S A			2	2	E-U	
COMMODITY TOTAL				10	10		TOTAL DE MARCHANDISE
COUNTRY/REGION TOTAL		11,738*	20,474*	33,695*	65,907*		TOTAL DE PAYS/REGION
PAKISTAN							PAKISTAN
TEA	NORW			2	2	NORV	THE
SPICES	U K	11			11	R U	EPICES
	OTHER	18			18	AUTRE	
COMMODITY TOTAL		29			29		TOTAL DE MARCHANDISE
RUBBER, ALLIED GUMS, NAT	OTHER	6			6	AUTRE	CAOUTCHOU GOMMES NAT.
TEXTILE FIBRES NES	OTHER	211			211	AUTRE	FIBRES TEXTILES NDA
PAPERBOARD	U K	228			228	R U	CARTON
CORDAGE, TWINE, ROPE	OTHER	402			402	AUTRE	CORDAGE, FICELLE, CORDE
JUTE WOVEN FABRICS	U K	573			573	R U	TISSUS DE JUTE
	OTHER			38	38	AUTRE	
COMMODITY TOTAL		573		38	611		TOTAL DE MARCHANDISE
TEXTILE FAB.MTL NES	U K	6,289			6,289	R U	CUVR. EN MAT. TEXT. NDA
	OTHER	2,086	107		2,193	AUTRE	
COMMODITY TOTAL		8,375	107		8,482		TOTAL DE MARCHANDISE
PERSONAL, HSEHCLD GCDS	U K	2			2	R U	ART. PERS. ET MENAGERS
	NORW			4	4	NORV	
	OTHER	620			620	AUTRE	
COMMODITY TOTAL		622		4	626		TOTAL DE MARCHANDISE
MISC. END PRODUCTS NES	OTHER	44		4	44	AUTRE	PRCDITS FINIS DIV. NDA
GENERAL CARGO	OTHER	30			30	AUTRE	MARCHANDISES DIVERSES
COUNTRY/REGION TOTAL		10,520*	107*	44*	10,671*		TOTAL DE PAYS/REGION
SINGAPORE							SINGAPOUR
FISH, FRESH OR FROZEN	DENMK	7			7	DANMK	POISSON, FRAIS OU CONG.
	NORW			7	7	NORV	
COMMODITY TOTAL		7		7	14		TOTAL DE MARCHANDISE
SHELL FISH, NES	NORW			9	9	NORV	POLLUSQUES CRUST. NDA
MACARONI, CEREAL PRDD.	NORW			2	2	NORV	PATES ALIM. PROD. CEREAL
FRUIT JUICES	OTHER	29			29	AUTRE	JUS DE FRUIT
FRUITS, PREP. CANNED	NETH	190			190	P.BAS	FRUITS PREP. EN BOITE
	NORW	935		852	1,787	NORV	
	OTHER	191			191	AUTRE	
COMMODITY TOTAL		1,316		852	2,168		TOTAL DE MARCHANDISE
NUTS, EXC. OIL NUTS NES	NORW			16	16	NORV	NOIX, SAUF OLEAG. NDA
	OTHER	1			1	AUTRE	
COMMODITY TOTAL		1		16	17		TOTAL DE MARCHANDISE
COFFEE	DENMK	32			32	DANMK	CAFE
	NORW			165	165	NORV	
COMMODITY TOTAL		32		165	197		TOTAL DE MARCHANDISE
SPICES	DENMK	2			2	DANMK	EPICES
	GER	12			12	ALL	
	NETH	72			72	P.BAS	
	NORW	67	25	45	137	NORV	
	OTHER	49	209	2	260	AUTRE	
COMMODITY TOTAL		202	234	47	483		TOTAL DE MARCHANDISE
MISC. FOOD PREP. NES	DENMK	19			19	DANMK	DIV. PREP. ALIM. NDA
	NORW	6		343	349	NORV	
	OTHER	99			99	AUTRE	
COMMODITY TOTAL		124		343	467		TOTAL DE MARCHANDISE
WINES	NORW	58			58	NORV	VINS
CRUDE ANIMAL PROD. NES	NORW			100	100	NORV	PR. BRUTS ORIG. ANIM. NDA
OIL SEEDS, NUTS NES	U S A			6	6	E-U	GRAINES, NOIX OLEAG. NDA
RUBBER, ALLIED GUMS, NAT	U K	372			372	R U	CAOUTCHOU GOMMES NAT.
	DENMK	5,984			5,984	DANMK	
	GER	51			51	ALL	
	NETH	344			344	P.BAS	
	NORW	9,644	115	4,770	14,529	NORV	
	U S A				2,112	E-U	
	OTHER	2,492	4,898	78	7,468	AUTRE	
COMMODITY TOTAL		18,887	5,013	6,960	30,860		TOTAL DE MARCHANDISE
CRUDE VEG. PROD. NES	OTHER	796			796	AUTRE	PR. BRUTS ORIG. VEG. NDA
TEXTILE FIBRES NES	NORW	50			50	NORV	FIBRES TEXTILES NDA
	OTHER	34			34	AUTRE	
COMMODITY TOTAL		84			84		TOTAL DE MARCHANDISE
LUMBER AND TIMBER	OTHER			377	377	GERM	BOIS BOUVER ET CHARP.

TABLE 2. CARGOES UNLOADED AT CANADIAN PORTS FROM FOREIGN COUNTRIES.

TABLEAU 2. MARCHANDISES DECHARGEES DANS LES PORTS CANADIENS EN PROVENANCE DE PAYS ETRANGERS.

COUNTRY OF ORIGIN AND KIND OF CARGO	REGISTRY OF VESSEL	ATLANTIC ATLANTIQUE	GREAT LAKES GRANDS LACS	PACIFIC PACIFIQUE	TOTAL TOTAL	IMMATIC. DU NAVIRE	PAYS D'ORIGINE ET MARCHANDISE
SINGAPORE	CONT.						SINGAPOUR
	NORW	15	725	2,722	3,462	NORV	
	LIBER			1,612	1,612	LIBER	
	U S A			184	184	E-U	
	OTHER	119		101	220	AUTRE	
COMMODITY TOTAL		134	725	5,298	6,157		TOTAL DE MARCHANDISE
FLOORING	U S A			226	226	E-U	LAMES POUR PARQUET
RAILWAY TIES	LIBER			529	529	LIBER	TRAVERSES DE CH. FER
VENEER, PLYWOOD	DENMK	8			8	DANMK	PLACAGES, CONTRE-PLAQ.
	GREEK			1,287	1,287	GRECC	
	NETH	1,844			1,844	P.BAS	
	NORW	2,206	32	855	3,093	NORV	
	LIBER			40	40	LIBER	
	U S A			1,335	1,335	E-U	
	OTHER	4,617		41	4,658	AUTRE	
COMMODITY TOTAL		8,675	32	3,558	12,265		TOTAL DE MARCHANDISE
WOOD FAB. MATERIALS		44			44	P.BAS	DEMI-PRODUITS EN BOIS
	NORW			317	317	NORV	
	LIBER			50	50	LIBER	
	U S A			24	24	E-U	
COMMODITY TOTAL		44		391	435		TOTAL DE MARCHANDISE
PAPERBOARD	NORW	288			288	NORV	CARTON
TEXTILE FAB. MTL NES	DENMK	148			148	DANMK	OUVR. EN MAT. TEXT. NOA
	GER	193			193	ALL	
	NETH	19			19	P.BAS	
	NORW	11		237	248	NORV	
	OTHER	147			147	AUTRE	
COMMODITY TOTAL		518		237	755		TOTAL DE MARCHANDISE
VEG. OILS, FATS NES				5	5	NORV	HUIL. MAT. GRAS. VEG. NDA
	NORW		1,124		1,124	LIBER	
	LIBER		1,124		1,129	LIBER	
COMMODITY TOTAL				5	30		TOTAL DE MARCHANDISE
INORGANIC CHEMS. NES	NORW			30	30	NORV	PROD. CHIM. INORG. NDA
SYNTHETIC RUBBER	NORW			117	117	NORV	CACOUTCHOU SYNTHEIQUE
PLASTIC MATERIALS	NORW			1	1	NORV	MATIERES PLASTIQUES
DYESTUFF, PIGMENT, PAINT	NORW	1			1	NORV	MAT. COLOR. PIG. PEINTURE
LUBRICATING OIL, GREASE	NORW			10	10	NORV	HUIL. GRAISSE LUBRIF.
RAILS & TRACK MATERIAL	JAPAN			2,107	2,107	JAPON	RAILS, MAT. VOIE FERREE
PIPES, TUBES: IRON, STEEL	NORW	295			295	NORV	TUYAUX, TUBES: FER, ACIER
WIRE	DENMK	25			25	DANMK	FIL METALLIQUE
ZINC AND ALLOYS	NORW	97			97	NORV	ZINC ET ALLIAGES
METAL FAB. BASIC PROD.	DENMK	26			26	DANMK	OUVR. DE BASE EN METAL
	NORW			5	5	NORV	
COMMODITY TOTAL		26		5	31		TOTAL DE MARCHANDISE
ASBESTOS BASIC PROD.	NORW	1			1	NORV	OUVR. DE BASE AMIANTE
MISC. FABRICATED PROD.	NORW			205	205	NORV	OUVRAGES DIVERS
MACHINERY NES	NORW	3		9	12	NORV	MACHINES NDA
RAILWAY ROLLING STOCK	LIBER			1,164	1,164	LIBER	MAT. ROUL. DE CH. DE FER
PASS. AUTOS AND CHASSIS	NORW			118	118	NORV	VOITURES PART., CHASSIS
MOTOR VEHICLE ENGINES	NORW			18	18	NORV	MOTEURS DE VEH. AUTOM.
	U S A			210	210	E-U	
COMMODITY TOTAL				228	228		TOTAL DE MARCHANDISE
SHIPS, AIRCRAFT, MIS. VEH				9	9	P.BAS	NAVIRES, AVIONS, VEH. DIV
	NORW			33	33	NORV	
	OTHER			16	16	AUTRE	
COMMODITY TOTAL				58	58		TOTAL DE MARCHANDISE
EQUIPMENT MISC.	NETH			109	109	P.BAS	MATERIEL DIVERS
	NORW			453	453	NORV	
	U S A			44	44	E-U	
	OTHER			1	1	AUTRE	
COMMODITY TOTAL				607	607		TOTAL DE MARCHANDISE
PERSONAL, HOUSEHOLD GOODS	GER	2			2	ALL	ART. PERS. ET MENAGERS
	NORW	1		176	177	NORV	
	U S A			74	74	E-U	
	OTHER	2		4	6	AUTRE	
COMMODITY TOTAL		5		254	259		TOTAL DE MARCHANDISE
CONTAINERS, CLOSURES	U K	8			8	R U	CONTENEURS, FERMETURES
	NORW	27		133	160	NORV	
COMMODITY TOTAL		35		133	168		TOTAL DE MARCHANDISE
MISC. END PRODUCTS NES	DENMK	2			2	DANMK	PRODUITS FINIS DIV. NDA
	NORW	6		38	44	NORV	
	LIBER			16	16	LIBER	
	U S A			33	33	E-U	
	OTHER	5	36		41	AUTRE	
COMMODITY TOTAL		13	36	87	136		TOTAL DE MARCHANDISE
GENERAL CARGO	DENMK	10			10	DANMK	MARCHANDISES DIVERSES
	NORW	13	2	4	19	NORV	
	LIBER			7	7	LIBER	
	OTHER	43		4	47	AUTRE	
COMMODITY TOTAL		66	2	15	83		TOTAL DE MARCHANDISE
CONTAINERIZED FREIGHT	U K			8	8	R U	FRET CONTENEURESE
	NORW			89	89	NORV	
COMMODITY TOTAL				97	97		TOTAL DE MARCHANDISE
COUNTRY/REGION TOTAL		31,762*	7,166*	23,996*	62,924*		TOTAL DE PAYS/REGION

TABLE 2. CARGOES UNLOADED AT CANADIAN PORTS FROM FOREIGN COUNTRIES.

TABLEAU 2. MARCHANDISES DECHARGEES DANS LES PORTS CANADIENS EN PROVENANCE DE PAYS ETRANGERS.

COUNTRY OF ORIGIN AND KIND OF CARGO	REGISTRY OF VESSEL	ATLANTIC ATLANTIQUE	GREAT LAKES GRANDS LACS	PACIFIC PACIFIQUE	TOTAL TOTAL	IMMATIC. DU NAVIRE	PAYS D'ORIGINE ET MARCHANDEISE
BURMA							BIRMANIE
CONTAINERIZED FREIGHT	JAPAN			48	48	JAPON	FRET CONTENEURESE
COUNTRY/REGION TOTAL		*	*	48*	48*		TOTAL DE PAYS/REGION
KHMER REP-LAOS							KHMER REP-LAOS
WIRE	JAPAN		27		27	JAPON	FIL METALLIQUE
GLASS BASIC PRODUCTS	JAPAN		28		28	JAPON	OUVR. DE BASE EN VERRE
MACHINERY NES	JAPAN		160		160	JAPON	MACHINES NDA
COUNTRY/REGION TOTAL		*	215*	*	215*		TOTAL DE PAYS/REGION
PEOPLE R CHINA							REP. POP. CHINE
DRIED FRUITS	JAPAN	26			26	JAPON	FRUITS SECS
PEANUTS	JAPAN		8		8	JAPON	CACAHUETES
NUTS, EXC. OIL NUTS NES	JAPAN	89	31		120	JAPON	NOIX, SAUF OLEAG. NDA
	OTHER			1,331	1,331	AUTRE	
COMMODITY TOTAL		89	31	1,331	1,451		TOTAL DE MARCHANDEISE
VEGETABLE PREP. NES	JAPAN	56	25		81	JAPON	PREP. DE LEGUMES NDA
TEA	JAPAN	1			1	JAPON	THE
SPICES	JAPAN	38	56		94	JAPON	EPICES
MISC. FOOD PREP. NES	JAPAN	49	143		192	JAPON	OIV. PREP. ALIM. NDA
	OTHER	242	38		280	AUTRE	
COMMODITY TOTAL		291	181		472		TOTAL DE MARCHANDEISE
RAW HIDES AND SKINS	JAPAN	24			24	JAPON	PEAUX ET CUIRS BRUT
CRUDE ANIMAL PROD. NES	JAPAN	8			8	JAPON	PR. BRUTS ORIG. ANIM. NDA
HTL SEEDS, NUTS NES	JAPAN	380			434	JAPON	GRAINES, NOIX OLEAG. NDA
Wool and animal hair	JAPAN		14		14	JAPON	LAIN, POILS ANIMAL
TEXTILE FIBRES NES	JAPAN	29			29	JAPON	FIBRES TEXTILES NDA
ALUMINA, BAUXITE DRES	SWEDN	10,000			10,000	SUEDE	MINERAIS ALUMINE, BAUX.
COTTON, TEXTILE WASTE	JAPAN		6		6	JAPON	DECHETS DE COTON, TEXT.
LEATHER	JAPAN	4			4	JAPON	CUIR
CORDAGE, TWINE, ROPE	JAPAN	56			56	JAPON	CORDAGE, FICELLE, CORCE
TEXTILE FAB. MTL NES	JAPAN	673	156		829	JAPON	OUVR. EN MAT. TEXT. NDA
	OTHER	53			53	AUTRE	
COMMODITY TOTAL		726	156		882		TOTAL DE MARCHANDEISE
VEG. OILS, FATS NES	JAPAN		123		123	JAPON	HUIL. MAT. GRAS. VEG. NDA
METALLIC SALTS	JAPAN	442	214		656	JAPON	SELS METALLIQUES
	OTHER		55		55	AUTRE	
COMMODITY TOTAL		442	269		711		TOTAL DE MARCHANDEISE
ORGANIC CHEMICALS NES	JAPAN	230	75		305	JAPON	PROD. CHIM. ORGAN. NDA
AGRICULTURAL CHEMICALS	JAPAN	1,145	211		1,356	JAPON	PROD. CHIM. AGRICOLES
	OTHER		45		45	AUTRE	
COMMODITY TOTAL		1,145	256		1,401		TOTAL DE MARCHANDEISE
WAX, STUFF, PIGMENT, PAINT	JAPAN	21			21	JAPON	MAT. COLOR. PIG. PEINTURE
CHEM. SPECIALTIES NES	JAPAN		67		67	JAPON	PROD. CHIM. SPECIAUX NDA
PLATE & SHEET STEEL	JAPAN		8		8	JAPON	TOLES, FEUILLES D'ACIER
ZINC AND ALLOYS	JAPAN		7		7	JAPON	ZINC ET ALLIAGES
NON-FERROUS METALS NES	JAPAN		270		270	JAPON	METAUX NON-FERREUX NDA
METAL FAB. BASIC PROD.	JAPAN	29			29	JAPON	OUVR. DE BASE EN METAL
EQUIPMENT MISC.	JAPAN	13			13	JAPON	MATERIEL OIERS
	OTHER	95			95	AUTRE	
COMMODITY TOTAL		108			108		TOTAL DE MARCHANDEISE
PERSONAL, HSEHOLD GOODS	JAPAN	548	33		581	JAPON	ART. PERS. ET MENAGERS
	OTHER		27		27	AUTRE	
COMMODITY TOTAL		548	60		608		TOTAL DE MARCHANDEISE
MISC. END PRODUCTS NES	SWEON	1			1	SUEDE	PRODUITS FINIS DIV. NDA
	JAPAN	55	43		98	JAPON	
COMMODITY TOTAL		56	43		99		TOTAL DE MARCHANDEISE
GENERAL CARGO	GREEK			129	129	GRECQ	MARCHANDEISES DIVERSES
	JAPAN	99	8		107	JAPON	
	OTHER	84	20		104	AUTRE	
COMMODITY TOTAL		183	28	129	340		TOTAL DE MARCHANDEISE
COUNTRY/REGION TOTAL		14,490*	1,737*	1,460*	17,687*		TOTAL DE PAYS/REGION
INDONESIA							INDONESIE
VEGETABLES, DRIED	DENMK	38			38	DANMK	LEGUMES, SECS
VEGETABLE PREP. NES	DENMK	50			50	DANMK	PREP. DE LEGUMES NDA
COFFEE	NORW		11	28	39	NORV	CAFE
TEA	DENMK	270			270	DANMK	THE
	GER	50			50	ALL	
	NORW	70			70	NORV	
COMMODITY TOTAL		390			390		TOTAL DE MARCHANDEISE
SPICES	DENMK	1			1	DANMK	EPICES
RUBBER, ALLIED GUMS, NAT	NORW	100			100	NORV	CADUTCHOUQ GOMMES NAT.
	OTHER			160	160	AUTRE	
COMMODITY TOTAL		100		160	260		TOTAL DE MARCHANDEISE
OILS, FATS, WAXES NES	NORW	1			1	NORV	HUIL. MAT. GRAS. CIRE NDA
ORGANIC CHEMICALS NES	DENMK	1			1	DANMK	PROD. CHIM. ORGAN. NDA
ASBESTOS BASIC PROD.	NORW	218			218	NORV	OUVR. DE BASE AMIANTE
PERSONAL, HSEHOLD GOODS	DENMK	13			13	DANMK	ART. PERS. ET MENAGERS
COUNTRY/REGION TOTAL		812*	11*	188*	1,011*		TOTAL DE PAYS/REGION

TABLE 2. CARGOES UNLOADED AT CANADIAN PORTS FROM FOREIGN COUNTRIES.

TABLEAU 2. MARCHANDISES DECHARGEES DANS LES PORTS CANADIENS EN PROVENANCE DE PAYS ETRANGERS.

COUNTRY OF ORIGIN AND KIND OF CARGO	REGISTRY OF VESSEL	ATLANTIC ATLANTIQUE	GREAT LAKES GRANDS LACS	PACIFIC PACIFIQUE	TOTAL TOTAL	IMMATIC. DU NAVIRE	PAYS D'ORIGINE ET MARCHANDISE
JAPAN							JAPON
MEAT, FRESH OR FROZEN	U S A			20	20	E-U	VIANDE, FRAICHE / CONG.
FISH, FRESH OR FROZEN	NORW			1	1	NORV	POISSON, FRAIS OU CONG.
FISH, CANNED	NORW	185			185	NORV	POISSON EN BOITES
FRESH FRUITS, BERRIES	GER			11,058	11,058	ALL	FRUITS, BAIES FRAIS
	NDRW			75	75	NORV	
	JAPAN			6,853	6,853	JAPON	
	OTHER			320	320	AUTRE	
COMMODITY TOTAL				18,306	18,306		TOTAL DE MARCHANDISE
FRUITS, PREP. CANNED	NORW			48	48	NORV	FRUITS PREP. EN BOITE
	JAPAN			95	95	JAPON	
COMMODITY TOTAL				143	143		TOTAL DE MARCHANDISE
NUTS, EXC. OIL NUTS NES	NORW			5	5	NORV	NCIX, SAUF OLEAG. NDA
VEGETABLES, DRIED	OTHER			31	31	AUTRE	LEGUMES, SECS
VEGETABLE PREP. NES	OTHER			73	73	AUTRE	PREP. DE LEGUMES NDA
TEA	NORW	28			28	NORV	THE
SPICES	NORW	1			1	NORV	EPICES
	OTHER	12			12	AUTRE	
COMMODITY TOTAL		13			13		TOTAL DE MARCHANDISE
MISC. FOOD PREP. NES	GER	1			1	ALL	DIV. PREP. ALIM. NDA
	NORW					NORV	
	JAPAN		24		24	JAPON	
	U S A					E-U	
	OTHER					AUTRE	
COMMODITY TOTAL		1	24		1		TOTAL DE MARCHANDISE
ALE, BEER, STOUT, PORTER	NORW					NORV	ALE, PIERE, STOUT, PORTER
DIST. ALCOHOLIC BEV.	NORW					NORV	BOISS. ALCOOL. DIST.
RAW HIDES AND SKINS	NORW					NORV	PEAUX ET CUIRS BRUT
NURSERY, GREENHOUSE STOCK	GER	1			1	ALL	PRCD. PEPINIERE, SERRE
	NORW					NORV	
COMMODITY TOTAL							TOTAL DE MARCHANDISE
CRUCE VEG. PROD. NES	JAPAN					JAPON	PR. BRUTS ORIG. VEG. NDA
TEXTILE FIBRES NES	NORW					NORV	FIBRES TEXTILES NDA
	JAPAN	112			112	JAPON	
COMMODITY TOTAL		121			121		TOTAL DE MARCHANDISE
NON-FERROUS MET. SCRAP	OTHER					AUTRE	DECHETS METAL. NON FER.
CRUDE NON-MET. MIN. NES	NORW					NORV	MIN. NON-MET. BRUTS NDA
	JAPAN		169		169	JAPON	
COMMODITY TOTAL			169		169		TOTAL DE MARCHANDISE
COTTON, TEXTILE WASTE	U K					R U	DECHETS DE COTON, TEXT.
	GREEK					GREQC	
	NORW					NORV	
	LIBER					LIBER	
	OTHER					AUTRE	
COMMODITY TOTAL							TOTAL DE MARCHANDISE
LEATHER	NORW					NORV	CUIR
RUBBER FAB. MATERIALS	NDRW	4			4	NORV	DEMI-PROD. CAOUTCHOUC
	LIBER	20			20	LIBER	
	U S A					E-U	
	OTHER					AUTRE	
COMMODITY TOTAL		24			24		TOTAL DE MARCHANDISE
LUMBER AND TIMBER	JAPAN					JAPON	BOIS D'OEUVRE ET CHARP.
	OTHER					AUTRE	
COMMODITY TOTAL							TOTAL DE MARCHANDISE
VENEER, PLYWOOD	U K					R U	PLACAGES, CONTRE-PLAQ.
	GREEK	13			13	GREQC	
	NORW		20		20	NORV	
	LIBER	28			28	LIBER	
	JAPAN		11		11	JAPON	
	U S A					E-U	
	OTHER					AUTRE	
COMMODITY TOTAL		41	36		41		TOTAL DE MARCHANDISE
WOOD FAB. MATERIALS	NORW					NORV	DEMI-PRODUITS EN BOIS
PAPER NES	U S A					E-U	PAPIER NDA
BLDG. PAPER AND BOARD	NORW					NORV	PLAQ. CONSTR., PAP/CART.
TEXTILE FAB. MTL NES	GER	17			17	ALL	CUVR. EN MAT. TEXT. NDA
	NORW	384			384	NORV	
	LIBER	1			1	LIBER	
	JAPAN	100	25		125	JAPON	
	U S A					E-U	
	OTHER	5	80		85	AUTRE	
COMMODITY TOTAL		507	105		507		TOTAL DE MARCHANDISE
VEG. OILS, FATS NES	NORW	8			8	NORV	HUIL. MAT. GRAS. VEG. NDA
METALLIC SALTS	NORW	23			23	NORV	SELS METALLIQUES
	JAPAN	6			6	JAPON	
COMMODITY TOTAL		29			29		TOTAL DE MARCHANDISE
INORGANIC CHEMS. NES	U K	6,671			6,671	R U	PRCD. CHIM. INORG. NDA
	GER	1			1	ALL	
	NORW	343			343	NORV	
	OTHER					AUTRE	
COMMODITY TOTAL		7,015			7,015		TOTAL DE MARCHANDISE
ORGANIC CHEMICALS NES	U K					R U	PRCD. CHIM. ORGAN. NDA
	GER	4			4	ALL	
	GREEK	1			1	GREQC	
	NORW	94			94	NORV	
	LIBER					LIBER	
	JAPAN	80	95		175	JAPON	

TABLE 2. CARGOES UNLOADED AT CANADIAN PORTS FROM FOREIGN COUNTRIES.

TABLEAU 2. MARCHANDISES DECHARGEES DANS LES PORTS CANADIENS EN PROVENANCE DE PAYS ETRANGERS.

COUNTRY OF ORIGIN AND KIND OF CARGO	REGISTRY OF VESSEL	ATLANTIC ATLANTIQUE	GREAT LAKES GRANDS LACS	PACIFIC PACIFIQUE	TOTAL TOTAL	IMMATIC. DU NAVIRE	PAYS D'ORIGINE ET MARCHANDISE
JAPAN	CONT.						JAPON
COMMODITY TOTAL	OTHER		10		10	AUTRE	
AGRICULTURAL CHEMICALS	NORW	179	65	12,995	13,239	NORV	TOTAL DE MARCHANDISE PRCD.CHIM.AGRICOLES
	JAPAN	5		2	7	JAPON	
COMMODITY TOTAL		154			154		TOTAL DE MARCHANDISE MATIERES PLASTIQUES
PLASTIC MATERIALS	U K		13	2	161	R U	
	GREEK	7	87		13	GRECC	
	NORW	308		35	94	NORV	
	LIBER	835			343	LIBER	
	JAPAN	202	117		835	JAPCN	
	U S A			101	319	E-U	
	OTHER		12		101	AUTRE	
COMMODITY TOTAL		1,352	229	136	1,717		TOTAL DE MARCHANDISE MAT.COLOR.PIG.PEINTURE
DYE STUFF, PIGMENT, PAINT	GER	2			2	ALL	PRCD.CHIM.SPECTAUX NDA
CHEM. SPECIALTIES NES	NORW	2			2	NORV	COUCRON, BRAI DE BOUIL.
COAL TAR, PITCH	NORW	2			2	NORV	FER, ACIER PRIMAIR. NDA
PRIMARY IRON, STEEL NES	NORW	1,802		4,003	5,805	NORV	
	LIBER			1,220	1,220	LIBER	
	JAPAN		183	1,296	1,479	JAPCN	
	U S A			96	96	E-U	
	OTHER	225			225	AUTRE	
COMMODITY TOTAL		2,027	183	6,615	8,825		TOTAL DE MARCHANDISE PCUL.PIECES FORGEES
CASTINGS, FORGINGS	U K	1,469			1,469	R U	
	NORW			10	10	NORV	
	LIBER			3,171	3,171	LIBER	
	OTHER			50	50	AUTRE	
COMMODITY TOTAL		1,469		3,231	4,700		TOTAL DE MARCHANDISE BARRES ET TIGES ACIER
BAR, AND ROLLS, STEEL	U K	1,648	3,711		5,359	R U	
	GER	4			4	ALL	
	GREEK	8,468	3,072	3,155	14,695	GRECC	
	NORW	3,525		130	3,655	NORV	
	LIBER	6,956	663	33,827	41,446	LIBER	
	JAPAN	170	584	19,175	19,929	JAPON	
	PANAM		434	4,431	4,865	PANAM	
	U S A			24	24	E-U	
	OTHER	775	612	18,194	19,581	AUTRE	
COMMODITY TOTAL		21,546	9,076	78,936	109,558		TOTAL DE MARCHANDISE TOLES, FEUILLES DACIER
PLATE & SHEET STEEL	U K	1,485	11,710	42	13,237	R U	
	GREEK	14,296	7,279		21,575	GRECC	
	NORW	4,324		668	4,992	NORV	
	LIBER	16,046	21,324	158,112	195,482	LIBER	
	JAPAN	10	4,312	97,822	102,144	JAPCN	
	PANAM		6,815	21,899	28,714	PANAM	
	U S A			172	172	E-U	
	OTHER	1,773		49,144	50,917	AUTRE	
COMMODITY TOTAL		37,934	51,440	327,859	417,233		TOTAL DE MARCHANDISE PROFILS DE CONSTRUCT.
STRUCTURAL SHAPES	U K	1,300	1,467		2,767	R U	
	GREEK	30,224	2,947	10,014	43,185	GRECC	
	NORW	1,844	1,100	281	3,225	NORV	
	LIBER	14,811	14,384	100,251	129,446	LIBER	
	JAPAN		1,154	20,015	21,169	JAPON	
	PANAM			578	578	PANAM	
	U S A			65	65	E-U	
	OTHER	275		57,960	58,235	AUTRE	
COMMODITY TOTAL		48,454	21,052	189,164	258,670		TOTAL DE MARCHANDISE TUYAUX, TUBES: FER, ACIER
PIPES, TUBES: IRON, STEEL	U K			58	58	R U	
	GER	52			52	ALL	
	GREEK	360	880		1,240	GRECC	
	NORW	216		57	273	NORV	
	LIBER	1,552	1,221	44,190	46,963	LIBER	
	JAPAN	803		7,715	8,518	JAPCN	
	PANAM			142	142	PANAM	
	U S A			86	86	E-U	
	OTHER			638	638	AUTRE	
COMMODITY TOTAL		2,983	2,101	52,886	57,970		TOTAL DE MARCHANDISE FIL METALLIQUE
WIRE	U K	106			106	R U	
	GER	49			49	ALL	
	GREEK	33	282		315	GRECC	
	NORW	439		506	945	NORV	
	LIBER	691	3,399	3,106	7,196	LIBER	
	JAPAN	243	1,226		1,469	JAPCN	
	PANAM			112	112	PANAM	
	U S A			1,713	1,713	E-U	
	OTHER	81	50	2,861	2,992	AUTRE	
COMMODITY TOTAL		1,642	4,957	8,298	14,897		TOTAL DE MARCHANDISE ALUMINIUM
ALUMINUM	NORW			39	39	NORV	
	JAPAN		13		13	JAPCN	
COMMODITY TOTAL			13	39	52		TOTAL DE MARCHANDISE CUIVRE ET ALLIAGES
COPPER AND ALLOYS	JAPAN		47		47	JAPCN	
LEAD AND ALLOYS	SWEDN			2,423	2,423	SUEDE	
	JAPAN			2,227	2,227	JAPON	
COMMODITY TOTAL				4,650	4,650		TOTAL DE MARCHANDISE ZINC ET ALLIAGES
ZINC AND ALLOYS	JAPAN			661	661	JAPCN	
	U S A			40	40	E-U	
COMMODITY TOTAL				701	701		TOTAL DE MARCHANDISE OUVR. DE BASE EN METAL
METAL FAB-BASIC PRD.	U K	90	199	3	292		

TABLE 2. CARGOES UNLOADED AT CANADIAN PORTS FROM FOREIGN COUNTRIES.

TABLEAU 2. MARCHANDISES DECHARGEES DANS LES PORTS CANADIENS EN PROVENANCE DE PAYS ETRANGERS.

COUNTRY OF ORIGIN AND KIND OF CARGO	REGISTRY OF VESSEL	ATLANTIC ATLANTIQUE	GREAT LAKES GRANDS LACS	PACIFIC PACIFIQUE	TOTAL TOTAL	IMMATIC. OU NAVIRE	PAYS D'ORIGINE ET MARCHANDISE
JAPAN	CONT.						JAPON
	GER	32			32	ALL	
	GREEK	39	542		581	GRECC	
	NORW	298		1,088	1,386	NORV	
	LIBER	744	97	274	1,115	LIBER	
	JAPAN	25	280		305	JAPON	
	U S A			406	406	E-U	
	OTHER	61	485	20,534	21,080	AUTRE	
COMMODITY TOTAL		1,259	1,602	22,305	25,166		TOTAL DE MARCHANDISE
DRAIN TILES, PIPES	NORW	6			6	NORV	TUILES TUY. DE DRAINAGE
BRICKS, TILES NES	U K	218			218	R U	BRIGUES, TUILES NDA
	GREEK		65		65	GRECC	
	NORW	180		46	226	NORV	
	LIBER	86			86	LIBER	
	JAPAN	27	536		563	JAPCN	
	U S A			12	12	E-U	
	OTHER		44		44	AUTRE	
COMMODITY TOTAL		511	645	58	1,214		TOTAL DE MARCHANDISE
GLASS BASIC PRODUCTS	U K			1	1	R U	OUVR. DE BASE EN VERRE
	NORW	11		1,732	1,743	NORV	
	JAPAN		173		173	JAPCN	
	U S A			291	291	E-U	
	OTHER		25		25	AUTRE	
COMMODITY TOTAL		11	198	2,024	2,233		TOTAL DE MARCHANDISE
ASBESTOS BASIC PROD.	NORW	8		7	15	NORV	OUVR. DE BASE AMIANTE
	LIBER	7			7	LIBER	
	OTHER	15			15	AUTRE	
COMMODITY TOTAL		30		7	37		TOTAL DE MARCHANDISE
NON-MET. MIN. BASIC PROD	U K	8			8	R U	PRDD. MIN. NON-MET. BASE
	GREEK	49			49	GRECC	
	NORW	1		228	229	NORV	
	LIBER	108			108	LIBER	
	JAPAN	93	63		156	JAPCN	
	OTHER	54		1,050	1,104	AUTRE	
COMMODITY TOTAL		313	63	1,278	1,654		TOTAL DE MARCHANDISE
MISC. FABRICATED PROD.	U K	84			84	R U	CUVRAGES DIVERS
	GREEK	126			126	GRECC	
	NORW	408		117	525	NORV	
	LIBER	388	299		687	LIBER	
	JAPAN		789		789	JAPCN	
	U S A			125	125	E-U	
	OTHER	119	140	65	324	AUTRE	
COMMODITY TOTAL		1,125	1,228	307	2,660		TOTAL DE MARCHANDISE
TRACTORS	U K			394	394	R U	TRACTEURS
	GER	538			538	ALL	
	NORW	1,758	240	3,934	5,932	NORV	
	PANAM	749			749	PANAM	
	U S A			588	588	E-U	
	OTHER		38	369	407	AUTRE	
COMMODITY TOTAL		3,045	278	5,285	8,608		TOTAL DE MARCHANDISE
MACHINERY NES	GREEK	559	6		565	GRECC	MACHINES NDA
	NORW	1,179		825	2,004	NORV	
	LIBER	90	2		92	LIBER	
	JAPAN	1,210	248		1,458	JAPON	
	U S A			766	766	E-U	
	OTHER		10	1,069	1,079	AUTRE	
COMMODITY TOTAL		3,038	266	2,660	5,964		TOTAL DE MARCHANDISE
RAILWAY ROLLING STOCK	NORW			929	929	NORV	MAT. ROUL. DE CH. DE FER
	LIBER		209		209	LIBER	
	JAPAN		197		197	JAPON	
COMMODITY TOTAL			406	929	1,335		TOTAL DE MARCHANDISE
PASS. AUTOS AND CHASSIS	U K			1,215	1,215	R U	VOITURES PART., CHASSIS
	GER			631	631	ALL	
	GREEK	626		17,795	18,421	GRECC	
	ITALY			1,810	1,810	ITAL	
	NORW			5,088	5,088	NORV	
	SWEDN			253	253	SUEDE	
	LIBER			17,163	17,163	LIBER	
	JAPAN			20,677	20,677	JAPCN	
	PANAM	714		9,245	9,959	PANAM	
	U S A			2,221	2,221	E-U	
	OTHER			18,935	18,935	AUTRE	
COMMODITY TOTAL		1,340		95,033	96,373		TOTAL DE MARCHANDISE
TRUCKS AND CHASSIS	NORW			2	2	NORV	CAMIONS ET CHASSIS
MOTOR VEHICLE ENGINES	GREEK		9		9	GRECC	MOTEURS DE VEH. AUTOM.
	NORW	18		1,405	1,423	NORV	
	LIBER		489		489	LIBER	
	JAPAN	1	423		424	JAPON	
	U S A			11	11	E-U	
	OTHER			848	848	AUTRE	
COMMODITY TOTAL		19	921	2,264	3,204		TOTAL DE MARCHANDISE
ROAD MOTOR VEH. NES	NORW			320	320	NORV	VEH. AUTOM. ROUTIERS NDA
	OTHER			29	29	AUTRE	
COMMODITY TOTAL				349	349		TOTAL DE MARCHANDISE
SHIPS, AIRCRAFT, MIS. VEH	NORW	10		83	93	NORV	NAVIRES, AVIONS, VEH. DIV
	LIBER	1,131			1,131	LIBER	
	U S A			23	23	E-U	

TABLE 2. CARGOES UNLOADED AT CANADIAN PORTS FROM FOREIGN COUNTRIES.

TABLEAU 2. MARCHANDISES DECHARGEES DANS LES PORTS CANADIENS EN PROVENANCE DE PAYS ETRANGERS.

COUNTRY OF ORIGIN AND KIND OF CARGO	REGISTRY OF VESSEL	ATLANTIC ATLANTIQUE	GREAT LAKES GRANDS LACS	PACIFIC PACIFIQUE	TOTAL TOTAL	IMMATIC. DU NAVIRE	PAYS D'ORIGINE ET MARCHANDISE
JAPAN	CONT.						JAPON
	OTHER	556			556	AUTRE	
COMMODITY TOTAL		1,697		106	1,803		TOTAL DE MARCHANDISE
RUBBER TIRES AND TUBES	NORW	2			2	NORV	PNEUS, CHAMBRES A AIR
	OTHER			27	27	AUTRE	
COMMODITY TOTAL		2		27	29		TOTAL DE MARCHANDISE
EQUIPMENT MISC.	U K	177			177	R U	MATERIEL DIVERS
	GER	20			20	ALL	
	GREEK		55		55	GRECC	
	NORW	335		2,256	2,591	NORV	
	LIBER	32	155		187	LIBER	
	JAPAN	1,051			1,051	JAPON	
	U S A			306	306	E-U	
	OTHER		310	2,046	2,356	AUTRE	
COMMODITY TOTAL		1,615	520	4,608	6,743		TOTAL DE MARCHANDISE
PERSONAL, HSEHOLD GOODS	U K	26	77	17	120	R U	ART. PERS. ET MENAGERS
	GER	8			8	ALL	
	GREEK	18	2		20	GRECC	
	NORW	108	127	1,051	1,286	NORV	
	LIBER	12	12		24	LIBER	
	JAPAN	36	26	1	63	JAPON	
	U S A			24	24	E-U	
	OTHER		4	2,649	2,653	AUTRE	
COMMODITY TOTAL		208	248	3,742	4,198		TOTAL DE MARCHANDISE
CONTAINERS, CLOSURES	NORW	29		4	33	NORV	CONTENEURS, FERMETURES
MISC. ENO PRCDCTS NES	U K	48		1	49	R U	PRCDCTS FINIS DIV. NCA
	GER	2			2	ALL	
	NORW	28		319	347	NORV	
	LIBER	11			11	LIBER	
	U S A			26	26	E-U	
	OTHER	16		180	196	AUTRE	
COMMODITY TOTAL		105		526	631		TOTAL DE MARCHANDISE
GENERAL CARGO	U K			6	6	R U	MARCHANDISES DIVERSES
	GREEK	87			87	GRECC	
	NORW	28		363	391	NORV	
	LIBER	56			56	LIBER	
	JAPAN	24		3	27	JAPON	
	OTHER	6		4	10	AUTRE	
COMMODITY TOTAL		201		376	577		TOTAL DE MARCHANDISE
CONTAINERIZED FREIGHT	U K		128	6	134	R U	FRET CONTENEURESE
	GER	19,507			19,507	ALL	
	NORW			508	508	NORV	
	SWEDN	958			958	SUEDE	
	LIBER	22,490			22,490	LIBER	
	JAPAN	56,317	362	126,239	182,918	JAPON	
	PANAM			10	10	PANAM	
	U S A			769	769	E-U	
	OTHER	13,390	18	20,176	33,584	AUTRE	
COMMODITY TOTAL		112,662	508	147,708	260,878		TOTAL DE MARCHANDISE
COUNTRY/REGION TOTAL		252,952*	96,731*	1,000,951*	1,350,634*		TOTAL DE PAYS/REGION
KOREA - SOUTH							COREE DU SUD
RUBBER, ALLIED GUMS, NAT	NORW	22		178	200	NORV	CAOUTCHOUC GOMMES NAT.
LEATHER	NORW	3			3	NORV	CUIR
RUBBER FAB. MATERIALS	NORW	2			2	NORV	DEMI-PROD. CAOUTCHOUC
LUMBER AND TIMBER	GREEK			931	931	GRECC	BOIS D'OEUVRE ET CHARP.
	LIBER			7,047	7,047	LIBER	
COMMODITY TOTAL				7,978	7,978		TOTAL DE MARCHANDISE
VENEER, PLYWOOD	U K	3,678	277	2,136	6,091	R U	PLACAGES, CONTRE-PLAC.
	GREEK	1,291		4,104	5,395	GRECC	
	NORW	397		2	399	NORV	
	LIBER	3,824	700	3,785	8,309	LIBER	
	PANAM	447	55		502	PANAM	
	U S A			130	130	E-U	
	OTHER			645	645	AUTRE	
COMMODITY TOTAL		9,637	1,032	10,802	21,471		TOTAL DE MARCHANDISE
WOOD FAB. MATERIALS	GER	17			17	ALL	CEMI-PRODUITS EN BOIS
	LIBER			1,450	1,450	LIBER	
COMMODITY TOTAL		17		1,450	1,467		TOTAL DE MARCHANDISE
TEXTILE FAB. MTL NES	NORW	2		8	10	NORV	OUVR. EN MAT. TEXT. NDA
ORGANIC CHEMICALS NES	U K			2,500	2,500	R U	PROD. CHIM. ORGAN. NDA
PRIMARY IRON, STEEL NES	U K	1,102			1,102	R U	FER, ACIER PRIMAIR. NDA
BARS AND RODS, STEEL	GREEK			670	670	GRECC	BARRES ET TIGES ACIER
	LIBER			544	544	LIBER	
	U S A			551	551	E-U	
COMMODITY TOTAL				1,765	1,765		TOTAL DE MARCHANDISE
STRUCTURAL SHAPES	GREEK			124	124	GRECC	PROFILES DE CONSTRUCT.
	LIBER			900	900	LIBER	
COMMODITY TOTAL				1,024	1,024		TOTAL DE MARCHANDISE
PIPES, TUBES, IRON, STEEL	U K			460	460	R U	TUYAUX, TUBES, FER, ACIER
	GREEK			2,260	2,260	GRECC	
	LIBER			740	740	LIBER	
COMMODITY TOTAL				3,460	3,460		TOTAL DE MARCHANDISE
WIRE	NORW			60	60	NORV	FIL METALLIQUE
	LIBER			1,101	1,101	LIBER	

TABLE 2. CARGOES UNLOADED AT CANADIAN PORTS FROM FOREIGN COUNTRIES.

TABLEAU 2. MARCHANDISES DECHARGEES DANS LES PORTS CANADIENS EN PROVENANCE DE PAYS ETRANGERS.

COUNTRY OF ORIGIN AND KIND OF CARGO	REGISTRY OF VESSEL	ATLANTIC ATLANTIQUE	GREAT LAKES GRANDS LACS	PACIFIC PACIFIQUE	TOTAL TOTAL	IMMATIC. DU NAVIRE	PAYS D'ORIGINE ET MARCHANDISE
KOREA - SOUTH CONT.	U S A			896	896	E-U	COREE DU SUD SUITE
COMMODITY TOTAL				2,057	2,057		TOTAL DE MARCHANDISE
METAL FAB.BASIC PROD.	NORW			164	164	NORV	OUVR.OE BASE EN METAL
BRICKS,TILES NES	LIBER	37			37	LIBER	BRICQUES,TUILES NDA
GLASS BASIC PRODUCTS	U K			26	26	R U	OUVR.OE BASE EN VERRE
	NORW	6		1,121	1,127	NORV	
	U S A			394	394	E-U	
COMMODITY TOTAL		6		1,541	1,547		TOTAL DE MARCHANDISE
MISC.FABRICATED PROD.	GREEK	36			36	GRECC	OUVRAGES DIVERS
EQUIPMENT MISC.	GREEK	3		126	129	GRECC	MATERIEL DIVERS
	NORW	2		131	133	NORV	
	U S A			78	78	E-U	
COMMODITY TOTAL		5		335	340		TOTAL DE MARCHANDISE
PERSONAL,HSEHOLD GOODS	U K			15	15	R U	ART.PERS.ET MENAGERS
	NORW	315		295	610	NORV	
	PANAM		3		3	PANAM	
	U S A			241	241	E-U	
COMMODITY TOTAL		315	3	551	869		TOTAL DE MARCHANDISE
CONTAINERS,CLCSURES	NORW			2	2	NORV	CONTENEURS,FERMETURES
MISC. END PRODCUTS NES	U K		30		30	R U	PRODUITS FINIS DIV.NDA
	NORW			4	4	NORV	
	U S A			4	4	E-U	
COMMODITY TOTAL		1	30	4	35		TOTAL DE MARCHANDISE
GENERAL CARGO	U K		5		5	R U	MARCHANDISES DIVERSES
	NORW			3	3	NORV	
COMMODITY TOTAL		3	5		8		TOTAL DE MARCHANDISE
CONTAINERIZED FREIGHT	U K			31	56	R U	FRET CONTENEURESE
	GER	2,393			2,393	ALL	
	NORW			805	805	NORV	
	LIBER	3,114			3,114	LIBER	
	PANAM			15	15	PANAM	
	U S A			27	27	E-U	
	OTHER	3,682			3,682	AUTRE	
COMMODITY TOTAL		9,214		878	10,092		TOTAL DE MARCHANDISE
COUNTRY/REGION TOTAL		20,402*	1,070*	34,697*	56,169*		TOTAL DE PAYS/REGION
PHILIPPINES							PHILIPPINES
MEAT,FRESH OR FROZEN	U S A			24	24	E-U	VIANDE,FRAICHE / CONG.
FISH,FRESH OR FROZEN	U S A			18	18	E-U	POISSON,FRAIS OU CONG.
SHELL FISH,NES	U S A			37	37	E-U	MOLLUSQUES CRUST.NDA
FRESH FRUITS,BERRIES	U S A			29	29	E-U	FRUITS, BAIES FRAIS
FROZEN FRUITS, BERRIES	U S A			36	36	E-U	FRUITS, BAIES CONGEL.
FRUITS, PREP. CANNEO	U S A			30	30	E-U	FRUITS PREP/ EN BOITE
NUTS,EXC.OIL NUTS NES	NORW	20			20	NORV	NIX,SAUF OLEAG.NDA
	U S A			212	212	E-U	
COMMODITY TOTAL		20		212	232		TOTAL DE MARCHANDISE
VEGETABLES, FRCZEN	U S A			15	15	E-U	LEGUMES, CONGEL
COCOA AND CHCCOLATE	NORW	86			86	NORV	CACAO ET CHOCOLAT
MISC.FOOD PREP.NES	NORW	68			68	NORV	DIV.PREP.ALIM.NDA
	U S A			83	83	E-U	
COMMODITY TOTAL		68		83	151		TOTAL DE MARCHANDISE
ALE,BEER,STOUT,PORTER	U S A			9	9	E-U	ALE,BIERE,STOUT,PORTER
DIST.ALCOHOLIC BEV.	NORW			6	6	NORV	BOISS.ALCCOL.DIST.
CRUDE ANIMAL PROD.NES	NORW	22			22	NORV	PR.BRUTS ORIG.ANIM.NDA
CRUDE WOOD MTL. NES	U S A			48	48	E-U	MATIERES BOIS BRUT NDA
TEXTILE FIBRES NES	U S A			240	240	E-U	FIBRES TEXTILES NDA
ORES AND CONC.NES	GREEK	10,800			10,800	GRECC	MINERAIS ET CONC.NDA
LUMBER AND TIMBER	GREEK			150	150	GRECC	BOIS DOEUVRE ET CHARP.
	U S A			1,765	1,765	E-U	
COMMODITY TOTAL				1,915	1,915		TOTAL DE MARCHANDISE
CORDAGE,TWINE,ROPE	GER	23			23	ALL	CORDAGE,FICELLE,CORDE
	NORW	151			151	NORV	
	U S A			32	32	E-U	
COMMODITY TOTAL		174		32	206		TOTAL DE MARCHANDISE
JUTE WOVEN FABRICS	U S A			88	88	E-U	TISSUS DE JUTE
TEXTILE FAB.MTL NES	NORW	4			4	NORV	CLVR.EN MAT.TEXT.NDA
	U S A			22	22	E-U	
COMMODITY TOTAL		4		22	26		TOTAL DE MARCHANDISE
OILS,FATS,WAXES NES	OTHER	14			14	AUTRE	HUIL.MAT.GRAS.CIRE NCA
PLASTIC MATERIALS	NORW	19			19	NORV	MATIERES PLASTIQUES
METAL FAB.BASIC PROD.	NORW	4			4	NORV	OUVR.OE BASE EN METAL
BRICKS,TILES NES	NORW	3			3	NORV	BRICQUES,TUILES NDA
	U S A			107	107	E-U	
COMMODITY TOTAL		3		107	110		TOTAL DE MARCHANDISE
EQUIPMENT MISC.	NORW	5			5	NORV	MATERIEL DIVERS
PERSONAL,HSEHOLD GOODS	NORW	4			4	NORV	ART.PERS.ET MENAGERS
	U S A			58	58	E-U	
	OTHER	12			12	AUTRE	
COMMODITY TOTAL		16		58	74		TOTAL DE MARCHANDISE
MISC. END PRODUCTS NES	NORW	7			7	NORV	PRODUITS FINIS DIV.NDA
	U S A			17	17	E-U	
COMMODITY TOTAL		7		17	24		TOTAL DE MARCHANDISE
CONTAINERIZED FREIGHT	GER	40			40	ALL	FRET CONTENEURESE
	U S A			100	100	E-U	

TABLE 2. CARGOES UNLOADED AT CANADIAN PORTS FROM FOREIGN COUNTRIES.

TABLEAU 2. MARCHANDISES DECHARGEES DANS LES PORTS CANADIENS EN PROVENANCE DE PAYS ETRANGERS.

COUNTRY OF ORIGIN AND KIND OF CARGO	REGISTRY OF VESSEL	ATLANTIC ATLANTIQUE	GREAT LAKES GRANDS LACS	PACIFIC PACIFIQUE	TOTAL TOTAL	IMMATIC. OU NAVIRE	PAYS D'ORIGINE ET MARCHANDISE
PHILIPPINES CONT. COMMODITY TOTAL		40		123	163		PHILIPPINES SUITE TOTAL DE MARCHANDISE
COUNTRY/REGION TOTAL		11,288*	*	3,143*	14,431*		TOTAL DE PAYS/REGION
TAIWAN							TAIWAN
MEAT, FRESH OR FROZEN	U S A			6	6	E-U	VIANDE, FRAICHE / CONG.
SHELL FISH, NES	U S A			20	20	E-U	MOLLUSQUES CRUST., NDA
FRESH FRUITS, BERRIES	U S A			78	78	E-U	FRUITS, BAIES FRAIS
FROZEN FRUITS, BERRIES	U S A			7	7	E-U	FRUITS, BAIES CONGELES
FRUIT JUICES	OTHER	8			8	AUTRE	JUS DE FRUIT
FRUIT, PRES. NOT CANNED	OTHER	19			19	AUTRE	CONS. FRUITS NON BOITE
FRUITS, PREP. CANNED	PANAM	4			4	PANAM	FRUITS PREP. EN BOITE
	U S A			889	889	E-U	
	OTHER			20	20	AUTRE	
COMMODITY TOTAL		4		909	913		TOTAL DE MARCHANDISE
NUTS, EXC. OIL NUTS NES	OTHER	33			33	AUTRE	NCIX, SAUF OLEAG. NDA
VEGETABLES, FRESH	U S A			15	15	E-U	LEGUMES, FRAIS
	OTHER	214		2	216	AUTRE	
COMMODITY TOTAL		214		17	231		TOTAL DE MARCHANDISE
VEGETABLES, FROZEN	OTHER	28			28	AUTRE	LEGUMES, CONGELES
VEGETABLE PREP. NES	U K		15		15	R U	PREP. DE LEGUMES NOA
	LIBER	38	14		52	LIBER	
	PANAM	27			27	PANAM	
	U S A			397	397	E-U	
	OTHER			508	508	AUTRE	
COMMODITY TOTAL		65	29	905	999		TOTAL DE MARCHANDISE
TEA	GREEK	6			6	GREQC	THE
	NORW	6			6	NCRV	
COMMODITY TOTAL		12			12		TOTAL DE MARCHANDISE
SPICES	U S A			44	44	E-U	EPICES
MISC. FOOD PREP. NES	GREEK	42			42	GREQC	CIV. PREP. ALIM. NDA
	LIBER	193	200		393	LIBER	
	U S A			613	613	E-U	
	OTHER	447		103	550	AUTRE	
COMMODITY TOTAL		682	200	716	1,598		TOTAL DE MARCHANDISE
CRUDE ANIMAL PROD. NES	OTHER			2	2	AUTRE	PR. BRUTS ORIG. ANIM. NDA
RUBBER, ALLIED GUMS, NAT	OTHER	908			908	AUTRE	CAOUTCHOUC GOMMES NAT.
CRUDE VEG. PROD. NES	U S A			25	25	E-U	PR. BRUTS ORIG. VEG. NDA
	OTHER			15	15	AUTRE	
COMMODITY TOTAL				40	40		TOTAL DE MARCHANDISE
TEXTILE FIBRES NES	NORW	24			24	NORV	FIBRES TEXTILES NDA
	OTHER	6			6	AUTRE	
COMMODITY TOTAL		30			30		TOTAL DE MARCHANDISE
COTTON, TEXTILE WASTE	OTHER			7	7	AUTRE	DECHETS DE COTON, TEXT.
LUMBER AND TIMBER	U K	4			4	R U	BOIS DOEUVRE ET CHARP.
	GREEK	178			178	GREQC	
	LIBER	336		2,231	1,131	LIBER	
	U S A				49	E-U	
	OTHER		148	349	497	AUTRE	
COMMODITY TOTAL		518	148	3,760	4,426		TOTAL DE MARCHANDISE
VENEER, PLYWOOD	U K	3,024	2,460	10	5,494	R U	PLACAGES, CONTRE-PLAQ.
	GREEK	2,489		1,550	4,039	GREQC	
	NORW			1,564	1,564	NORV	
	LIBER	9,398	4,050	7,620	21,068	LIBER	
	JAPAN			9,355	9,355	JAPCN	
	PANAM	810	305	825	1,940	PANAM	
	U S A			5,087	5,087	E-U	
	OTHER	54	295	3,950	4,299	AUTRE	
COMMODITY TOTAL		15,775	7,110	29,961	52,846		TOTAL DE MARCHANDISE
WOOD FAB. MATERIALS	U K	46			46	R U	DEMI-PRODUITS EN BOIS
	GREEK	31		250	281	GREQC	
	NORW			4,780	4,780	NORV	
	LIBER			893	893	LIBER	
	JAPAN			236	236	JAPCN	
	U S A			45	45	E-U	
	OTHER	143		44	187	AUTRE	
COMMODITY TOTAL		220		6,248	6,468		TOTAL DE MARCHANDISE
TEXTILE FAB. MTL NES	NORW	553			553	NORV	OUVR. EN MAT. TEXT. NDA
	U S A			95	95	E-U	
COMMODITY TOTAL		553		95	648		TOTAL DE MARCHANDISE
PLASTIC MATERIALS	NORW	45			45	NORV	MATIERES PLASTIQUES
	U S A			258	258	E-U	
COMMODITY TOTAL		45		258	303		TOTAL DE MARCHANDISE
CASTINGS, FORGINGS	OTHER			587	587	AUTRE	MOUL. PIECES FORGEES
STRUCTURAL SHAPES	NORW			250	250	NORV	PROFILES DE CONSTRUCT.
	JAPAN			300	300	JAPCN	
COMMODITY TOTAL				550	550		TOTAL DE MARCHANDISE
RAILS & TRACK MATERIAL	JAPAN			166	166	JAPCN	RAILS, MAT. VOIE FERREE
PIPES, TUBES: IRON, STEEL	LIBER			1,659	1,659	LIBER	TUYAUX, TUBES: FER, ACIER
	JAPAN			207	207	JAPCN	
	OTHER			608	608	AUTRE	
COMMODITY TOTAL				2,474	2,474		TOTAL DE MARCHANDISE
WIRE	U S A			77	77	E-U	FIL METALLIQUE
	OTHER			1	1	AUTRE	
COMMODITY TOTAL				78	78		TOTAL DE MARCHANDISE

TABLE 2. CARGOES UNLOADED AT CANADIAN PORTS FROM FOREIGN COUNTRIES.

TABLEAU 2. MARCHANDISES DECHARGEES DANS LES PORTS CANADIENS EN PROVENANCE DE PAYS ETRANGERS.

COUNTRY OF ORIGIN AND KIND OF CARGO	REGISTRY OF VESSEL	ATLANTIC ATLANTIQUE	GREAT LAKES GRANDS LACS	PACIFIC PACIFIQUE	TOTAL TOTAL	IMMATIC. DU NAVIRE	PAYS D'ORIGINE ET MARCHANDISE
TAIWAN							TAIWAN
CONT. METAL FAB. BASIC PRD.	U K	25			25	R U	SUITE
	LIBER	13			13	LIBER	OUVR. DE BASE EN METAL
	OTHER		70	10	80	AUTRE	
COMMODITY TOTAL		38	70	10	118		TOTAL DE MARCHANDISE
GLASS BASIC PRODUCTS	U K			42	42	R U	OUVR. DE BASE EN VERRE
	U S A			2,478	2,478	E-U	
COMMODITY TOTAL				2,520	2,520		TOTAL DE MARCHANDISE
NON-MET. MIN. BASIC PRD.	U K	5			5	R U	PRD. MIN. NON-MET. BASE
	OTHER			22	22	AUTRE	
COMMODITY TOTAL		5		22	27		TOTAL DE MARCHANDISE
MISC. FABRICATED PRD. MACHINERY NES	OTHER			61	61	AUTRE	CUVRAGES DIVERS
	U S A			16	16	E-U	MACHINES NDA
	OTHER			9	9	AUTRE	
COMMODITY TOTAL				25	25		TOTAL DE MARCHANDISE
MOTOR VEHICLE ENGINES SHIPS, AIRCRAFT, MIS. VEH	OTHER			51	51	AUTRE	MCTEURS DE VEH. AUTOM.
	LIBER	7			7	LIBER	NAVIRES, AVIONS, VEH. DIV
	U S A			48	48	E-U	
	OTHER			7	7	AUTRE	
COMMODITY TOTAL		7		55	62		TOTAL DE MARCHANDISE
RUBBER TIRES AND TUBES EQUIPMENT MISC.	NORW	3			3	NORV	PNEUS, CHAMBRES A AIR
	GREEK	13			13	GREQ	MATERIEL DIVERS
	NORW	14			14	NORV	
	U S A			114	114	E-U	
	OTHER			14	14	AUTRE	
COMMODITY TOTAL		27	27	128	182		TOTAL DE MARCHANDISE
PERSONAL, HSEHGLD GOODS	U K		50	3	53	R U	ART. PERS. ET MENAGERS
	NORW	5			5	NORV	
	PANAM		60		60	PANAM	
	U S A			180	180	E-U	
	OTHER	1	58	174	233	AUTRE	
COMMODITY TOTAL		6	168	357	531		TOTAL DE MARCHANDISE
CONTAINERS, CLOSURES	PANAM	5			5	PANAM	CONTENEURS, FERMETURES
	OTHER			10	10	AUTRE	
COMMODITY TOTAL		5		10	15		TOTAL DE MARCHANDISE
MISC. END PRODUCTS NES	NORW	20			20	NORV	PRODUITS FINIS DIV. NDA
	U S A			13	13	E-U	
	OTHER	2		7	9	AUTRE	
COMMODITY TOTAL		22		20	42		TOTAL DE MARCHANDISE
GENERAL CARGO	GREEK	4			4	GREQ	MARCHANDISES DIVERSES
	LIBER	2	400		402	LIBER	
	OTHER			4	101	AUTRE	
COMMODITY TOTAL		103	400	4	507		TOTAL DE MARCHANDISE
CONTAINERIZED FREIGHT	GER	6,448			6,448	ALL	FRET CONTENEURESE
	LIBER	8,514			8,514	LIBER	
	JAPAN			12	12	JAPON	
	PANAM			368	368	PANAM	
	U S A			3,091	3,091	E-U	
	OTHER	5,870			5,870	AUTRE	
COMMODITY TOTAL		20,832		3,471	24,303		TOTAL DE MARCHANDISE
COUNTRY/REGION TOTAL		40,162*	8,152*	53,662*	101,976*		TOTAL DE PAYS/REGION
THAILAND							THAILANDE
FISH, CANNED	NORW	8			8	NORV	POISSON EN BOITES
SHELL FISH, NES	NORW	4			4	NORV	MOLLUSQUES CRUST., NDA
	U S A			61	61	E-U	
COMMODITY TOTAL		4		61	65		TOTAL DE MARCHANDISE
MACARONI, CEREAL PRD.	U S A			1,382	1,382	E-U	PATES ALIM. PRD. CEREAL
FRESH FRUITS, BERRIES	NORW	64			64	NORV	FRUITS, BAIES FRAIS
FRUIT, PRES. NOT CANNED	NORW	40			40	NORV	CONS. FRUITS NON BOITE
FRUITS, PREP. CANNED	NORW	386			386	NORV	FRUITS PREP. EN BOITE
	U S A			121	121	E-U	
COMMODITY TOTAL		386		121	507		TOTAL DE MARCHANDISE
VEGETABLES, FRESH	NORW	25			25	NORV	LEGUMES, FRAIS
VEGETABLES, FROZEN	U S A			25	25	E-U	LEGUMES, CONGELES
VEGETABLES, DRIED	DENMK	111			111	DANMK	LEGUMES, SECS
	U S A			52	52	E-U	
COMMODITY TOTAL		111		52	163		TOTAL DE MARCHANDISE
MISC. FOOD PREP. NES	DENMK	3			3	DANMK	DIV. PREP. ALIM. NDA
	NORW			133	133	NORV	
	U S A			160	160	E-U	
COMMODITY TOTAL		3		293	296		TOTAL DE MARCHANDISE
CRUDE ANIMAL PRD. NES	NORW	1			1	NORV	PR. BRUTS ORIG. ANIM. NDA
SEEDS FOR SOWING NES	U S A			8	8	E-U	GRAINES OE SEMENCE NDA
OIL SEEDS, NUTS NES	U S A			25	25	E-U	GRAINES, NOIX OLEAG. NDA
RUBBER, ALLIED GUMS, NAT	NORW	577			577	NORV	CACUTCHOUQ GOMMES NAT.
CRUDE VEG. PRD. NES	OTHER			12	12	AUTRE	PR. BRUTS ORIG. VEG. NDA
LUMBER AND TIMBER	DENMK	38			38	DANMK	BOIS OEUVRE ET CHARP.
	U S A			400	400	E-U	
COMMODITY TOTAL		38		400	438		TOTAL DE MARCHANDISE
VENEER, PLYWOOD	NORW	56			56	NORV	PLACAGES, CONTRE-PLAQ.
WOOD FAB. MATERIALS	NORW			6	6	NORV	DEMI-PRODUITS EN BOIS
TEXTILE FAB. MTL NES	U S A			8	8	E-U	OUVR. EN MAT. TEXT. NDA
ORGANIC CHEMICALS NES	U S A			39	39	E-U	PRD. CHIM. ORGAN. NDA
METAL FAB. BASIC PRD.	OTHER			286	286	AUTRE	OUVR. DE BASE EN METAL

TABLE 2. CARGOES UNLOADED AT CANADIAN PORTS FROM FOREIGN COUNTRIES.

TABLEAU 2. MARCHANDISES DECHARGEES DANS LES PORTS CANADIENS EN PROVENANCE DE PAYS ETRANGERS.

COUNTRY OF ORIGIN AND KIND OF CARGO	REGISTRY OF VESSEL	ATLANTIC ATLANTIQUE	GREAT LAKES GRANDS LACS	PACIFIC PACIFIQUE	TOTAL TOTAL	IMMATIC. DU NAVIRE	PAYS D'ORIGINE ET MARCHANDISE
THAILAND							THAILANDE
CONT. PERSONAL, HOUSEHOLD GOODS	DENMK	3			3	DANMK	SUITE ART. PERS. ET MENAGERS
	NORW	16		26	42	NORV	
	U S A			13	13	E-U	
COMMODITY TOTAL		19		39	58		TOTAL DE MARCHANDISE
MISC. END PRODUCTS NES	NORW	20		42	62	NORV	PRODUITS FINIS DIV. NDA
GENERAL CARGO	NCRW	2			2	NORV	MARCHANDISES DIVERSES
CONTAINERIZED FREIGHT	NDRW			78	78	NORV	FRET CONTENEURESE
	U S A			227	227	E-U	
COMMODITY TOTAL				305	305		TOTAL DE MARCHANDISE
COUNTRY/REGION TOTAL		1,354*	*	3,104*	4,458*		TOTAL DE PAYS/REGION
VIET-NAM, SOUTH							VIET-NAM, SUD
FISH, FRESH OR FROZEN	U S A			9	9	E-U	POISSON, FRAIS OU CONG.
SHELL FISH, NES	U S A			17	17	E-U	MOLLUSQUES CRUST., NDA
MISC. FOOD PREP. NES	U S A			10	10	E-U	DIV. PREP. ALIM. NDA
PERSONAL, HOUSEHOLD GOODS	U S A			3	3	E-U	ART. PERS. ET MENAGERS
GENERAL CARGO	U S A			3	3	E-U	MARCHANDISES DIVERSES
CONTAINERIZED FREIGHT	OTHER	9			9	AUTRE	FRET CONTENEURESE
COUNTRY/REGION TOTAL		9*	*	42*	51*		TOTAL DE PAYS/REGION
AUSTRALIA							AUSTRALIE
MEAT, FRESH OR FROZEN	U K	3,008			3,008	R U	VIANDE, FRAICHE / CONG.
	GER	314		1,018	1,332	ALL	
	NCRW			1,071	1,071	NORV	
	SWEDN	249			249	SUEDE	
	U S A			1,213	1,213	E-U	
	OTHER			130	130	AUTRE	
COMMODITY TOTAL		3,571		3,432	7,003		TOTAL DE MARCHANDISE
MEAT AND MEAT PREP. NES	GER			129	129	ALL	VIANDES ET PREP. NDA
	NORW			110	110	NORV	
				239	239		TOTAL DE MARCHANDISE
FISH, FRESH OR FROZEN	GER			2	2	ALL	POISSON, FRAIS OU CONG.
FISH, CANNED	U S A			2	2	E-U	POISSON EN BOITES
SHELL FISH, NES	GER			78	78	ALL	MOLLUSQUES CRUST., NDA
	U S A			3	3	E-U	
COMMODITY TOTAL				81	81		TOTAL DE MARCHANDISE
BUTTER	U K	590			590	R U	BEURRE
	DENMK			1,282	1,282	DANMK	
	SWEDN	2,360			2,360	SUEDE	
	LIBER			2,240	2,240	LIBER	
COMMODITY TOTAL		2,950		3,522	6,472		TOTAL DE MARCHANDISE
CHEESE	GER			20	20	ALL	FROMAGE
APPLES	U S A			65	65	E-U	POMMES
BANANAS AND PLANTAINS	U S A			35	35	E-U	BANANES ET PLANTAINS
FRESH FRUITS, BERRIES	GER			1,096	1,096	ALL	FRUITS, BAIES FRAIS
	U S A			270	270	E-U	
COMMODITY TOTAL				1,366	1,366		TOTAL DE MARCHANDISE
DRIED FRUITS	GER			147	147	ALL	FRUITS SECS
	U S A			239	239	E-U	
				386	386		TOTAL DE MARCHANDISE
FRUIT, PRES. NOT CANNED	GER			8	8	ALL	CONS. FRUITS NON BOITE
FRUITS, PREP. CANNED	GER			1,221	1,221	ALL	FRUITS PREP. EN BOITE
	U S A			24	24	E-U	
COMMODITY TOTAL				1,245	1,245		TOTAL DE MARCHANDISE
VEGETABLE PREP. NES	GER			1	1	ALL	PREP. DE LEGUMES NDA
RAW SUGAR	U K	32,231			32,231	R U	SUCRE BRUT
	GREEK	65,021	12,100	17,628	94,749	GREGC	
	NORW	75,614			75,614	NORV	
	LIBER	32,280			32,280	LIBER	
	OTHER	38,155		16,427	54,582	AUTRE	
COMMODITY TOTAL		243,301	12,100	34,055	289,456		TOTAL DE MARCHANDISE
MOLASSES, CRUDE	LIBER	10,718			10,718	LIBER	MELASSE, BRUTE
SUGAR PREPARATIONS	NORW			1	1	NORV	PREP. A BASE DE SUCRE
	U S A			23	23	E-U	
COMMODITY TOTAL				24	24		TOTAL DE MARCHANDISE
SPICES	GER			11	11	ALL	EPICES
SAUSAGE SKINS, CASINGS	U S A			1	1	E-U	BOYAUX A SAUCISSES
MISC. FOOD PREP. NES	GER			38	38	ALL	DIV. PREP. ALIM. NDA
	U S A			3	3	E-U	
COMMODITY TOTAL				41	41		TOTAL DE MARCHANDISE
ALE, BEER, STOUT, PORTER	NORW			14	14	NORV	ALE, BIERE, STOUT, PORTER
WINES	GER			98	98	ALL	VINS
	NORW			61	61	NORV	
COMMODITY TOTAL				159	159		TOTAL DE MARCHANDISE
DIST. ALCOHOLIC BEV.	GER			599	599	ALL	BOISS. ALCOOL. DIST.
	NORW			195	195	NORV	
COMMODITY TOTAL				794	794		TOTAL DE MARCHANDISE
CRUDE ANIMAL PRODD. NES	U S A			1	1	E-U	PR. BRUTS ORIG. ANIM. NDA
TEXTILE FIBRES NES	GER			1	1	ALL	FIBRES TEXTILES NDA
ALUMINA, BAUXITE ORES	U K			156,758	156,758	R U	MINERAIS ALUMINE, BAUX.
	GER			27,802	27,802	ALL	
	GREEK			144,468	144,468	GREGC	

TABLE 2. CARGOES UNLOADED AT CANADIAN PORTS FROM FOREIGN COUNTRIES.

TABLEAU 2. MARCHANDISES DECHARGEES DANS LES PORTS CANADIENS EN PROVENANCE DE PAYS ETRANGERS.

COUNTRY OF ORIGIN AND KIND OF CARGO	REGISTRY OF VESSEL	ATLANTIC ATLANTIQUE	GREAT LAKES GRANDS LACS	PACIFIC PACIFIQUE	TOTAL TOTAL	IMMATIC. DU NAVIRE	PAYS D'ORIGINE ET MARCHANDISE
AUSTRALIA CONT.							AUSTRALIE SUITE
	NETH			71,993	71,993	P.BAS	
	NORW			26,693	26,693	NORV	
	LIBER			28,170	28,170	LIBER	
COMMODITY TOTAL				455,884	455,884		TOTAL DE MARCHANDISE
NICKEL-COPPER ORE	CAN			4,673	4,673	CAN	MINER. DE CUIVRE-NICKEL
TITANIUM ORE	U K	2,688			2,688	R U	MINERAI DE TITANE
CRES AND CONC.NES	U K	8,962			8,962	R U	MINERAIS ET CONC.NDA
	GER			96	96	ALL	
	NORW		14,963		14,963	NORV	
	U S A			362	362	E-U	
	OTHER	13,685			13,685	AUTRE	
COMMODITY TOTAL		22,647	14,963	458	38,068		TOTAL DE MARCHANDISE
SAND AND GRAVEL	GER			11	11	ALL	SABLE ET GRAVIERS
	U S A			1,595	1,595	E-U	
COMMODITY TOTAL				1,606	1,606		TOTAL DE MARCHANDISE
RUBBER FAB.MATERIALS	U S A			7	7	E-U	DEMI-PROD.CAOUTCHOUC
BLDG.PAPER AND BOARD	U S A			89	89	E-U	PLAQ.CONSTR.,PAP/CART.
OILS,FATS,WAXES NES	U S A			5	5	E-U	HUIL.MAT.GRAS.CIRE NDA
PLASTIC MATERIALS	U S A			17	17	E-U	MATIERES PLASTIQUES
COAL TAR,PITCH	OTHER			15,782	15,782	AUTRE	GOUDRON,BRAI DE BOUIL.
PLATE & SHEET STEEL	U S A			2	2	E-U	TCLES,FEUILLES CACIER
STRUCTURAL SHAPES	GER			433	433	ALL	PROFILES DE CONSTRUCT.
	NORW			40	40	NORV	
				473	473		
COMMODITY TOTAL				7	7		TOTAL DE MARCHANDISE
PIPES,TUBES:IRON,STEEL	GER			2,068	2,068	ALL	TUYAUX,TUBES:FER,ACIER
WIRE	U S A			476	476	E-U	FIL METALLIQUE
COMMODITY TOTAL				2,544	2,544		TOTAL DE MARCHANDISE
NON-FERROUS METALS NES	U S A			2	2	E-U	METAUX NDN-FERREUX NDA
METAL FAB.BASIC PRCD.	GER			64	64	ALL	OUVR.DE BASE EN METAL
	U S A			22	22	E-U	
COMMODITY TOTAL				86	86		TOTAL DE MARCHANDISE
GLASS BASIC PRODUCTS	GER			15	15	ALL	OUVR.DE BASE EN VERRE
	U S A			49	49	E-U	
COMMODITY TOTAL				64	64		TOTAL DE MARCHANDISE
CEMENT BASIC PRCD.	GER			16	16	ALL	OUVR.DE BASE CIMENT
MISC.FABRICATED PRCD.	U S A			25	25	E-U	OLVRAGES DIVERS
TRACTORS	GER			4	4	ALL	TRACTEURS
MACHINERY NES	GER			59	59	ALL	MACHINES NDA
	U S A			544	544	E-U	
COMMODITY TOTAL				603	603		TOTAL DE MARCHANDISE
MOTOR VEHICLE ENGINES	GER			124	124	ALL	MCTEURS DE VEH.AUTOM.
	U S A			23	23	E-U	
COMMODITY TOTAL				147	147		TOTAL DE MARCHANDISE
SHIPS,AIRCRAFT,MIS.VEH	GER			2	2	ALL	NAVIRES,AVIONS,VEH.DIV
	U S A			3	3	E-U	
COMMODITY TOTAL				5	5		TOTAL DE MARCHANDISE
RUBBER TIRES AND TUBES	U S A			7	7	E-U	PNEUS, CHAMBRES A AIR
EQUIPMENT MISC.	GER			44	44	ALL	MATERIEL DIVERS
	SWEDN	1			1	SUEDE	
	U S A			137	137	E-U	
	OTHER			1	1	AUTRE	
COMMODITY TOTAL		1		182	183		TOTAL DE MARCHANDISE
PERSONAL,HOUSEHOLD GOODS	GER			119	119	ALL	ART.PERS.ET MENAGERS
	NORW			42	42	NORV	
	U S A			74	74	E-U	
COMMODITY TOTAL				235	235		TOTAL DE MARCHANDISE
CONTAINERS,CLOSURES	U S A			82	82	E-U	CONTENEURS,FERMETURES
MISC. END PRODUCTS NES	GER			8	8	ALL	PRODUITS FINIS DIV.NDA
	U S A			8	8	E-U	
COMMODITY TOTAL				16	16		TOTAL DE MARCHANDISE
GENERAL CARGO	GER			16	16	ALL	MARCHANDISES DIVERSES
	U S A			3	3	E-U	
COMMODITY TOTAL				19	19		TOTAL DE MARCHANDISE
CONTAINERIZED FREIGHT	U K	28,880			28,880	R U	FRET CONTENEURESE
	GER	24,629			24,629	ALL	
	OTHER	7,874			7,874	AUTRE	
COMMODITY TOTAL		61,383			61,383		TOTAL DE MARCHANDISE
COUNTRY/REGION TOTAL		347,259*	27,063*	528,545*	902,867*		TOTAL DE PAYS/REGION
FIJI							FIJI
RAW SUGAR	GREEK			17,696	17,696	GREQ	SUCRE BRUT
MOLASSES, CRUDE	LIBER	10,716			10,716	LIBER	MELASSE, BRUTE
SPICES	U K			55	55	R U	EPICES
VEG.OILS,FATS NES	U K	1,516			1,516	R U	HUIL.MAT.GRAS.VEG.NDA
SHIPS,AIRCRAFT,MIS.VEH	U K			3	3	R U	NAVIRES,AVIONS,VEH.DIV
PERSONAL,HOUSEHOLD GOODS	U K			7	7	R U	ART.PERS.ET MENAGERS
COUNTRY/REGION TOTAL		12,232*	*	17,761*	29,993*		TOTAL DE PAYS/REGION
NEW ZEALAND							NOUV.- ZELANDE
MEAT,FRESH OR FROZEN	U K			860	860	R U	VIANDE,FRAICHE / CONG.
	GER			2,431	2,431	ALL	

TABLE 2. CARGOES UNLOADED AT CANADIAN PORTS FROM FOREIGN COUNTRIES.

TABLEAU 2. MARCHANDISES DECHARGEES DANS LES PORTS CANADIENS EN PROVENANCE DE PAYS ETRANGERS.

COUNTRY OF ORIGIN AND KIND OF CARGO	REGISTRY OF VESSEL	ATLANTIC ATLANTIQUE	GREAT LAKES GRANDS LACS	PACIFIC PACIFIQUE	TOTAL TOTAL	IMMATIC. DU NAVIRE	PAYS D'ORIGINE ET MARCHANDISE
NEW ZEALAND CONT.							NOUVE.- ZELANDE SUITE
COMMODITY TOTAL	U S A			937	937	E-U	TOTAL DE MARCHANDISE
FISH, FRESH OR FROZEN	U K			4,228	4,228	R U	POISSON, FRAIS OU CONG.
FISH, SALTED OR CURED	U K			3	3	R U	POISSON, SALE OU FUME
LOBSTER	U K			1	1	R U	HOWARD
BUTTER	U K			1	1	R U	BEURRE
CAIRY PROD. EGGS, HONEY	U K			2,309	2,309	R U	PRCD. LAIT., OEUFS, MIEL
COMMODITY TOTAL	GER			3	3	R U	TOTAL DE MARCHANDISE
APPLES	GER			14	14	ALL	PCMMES
	U K			17	17	R U	TOTAL DE MARCHANDISE
	DENMK	1,123		450	450	R U	FRUITS, BAIES FRAIS
	GREEK	954		589	1,712	DANMK	TOTAL DE MARCHANDISE
	U S A			1	954	GRECC	FRUITS, BAIES CONGELES
COMMODITY TOTAL	U S A			1	1	E-U	FRUITS, BAIES CONGELES
FRESH FRUITS, BERRIES	U K	2,077		4	3,117	R U	FRUITS, BAIES CONGELES
	GER	1,217		15	1,221	ALL	FRUITS, BAIES CONGELES
	U S A			12	15	ALL	FRUITS, BAIES CONGELES
COMMODITY TOTAL	GER	1,217		31	1,248	E-U	FRUITS, BAIES CONGELES
FROZEN FRUITS, BERRIES	GER			8	8	ALL	FRUITS, BAIES CONGELES
FRUITS, PREP. CANNED	GER			187	187	ALL	FRUITS, BAIES CONGELES
VEGETABLES, FRESH	U K			155	155	R U	FRUITS, BAIES CONGELES
	GER			25	25	ALL	FRUITS, BAIES CONGELES
	U S A			205	205	E-U	FRUITS, BAIES CONGELES
COMMODITY TOTAL	GER			385	385	ALL	FRUITS, BAIES CONGELES
VEGETABLE PREP. NES	GER			12	12	ALL	FRUITS, BAIES CONGELES
SPICES	GER			2	2	ALL	FRUITS, BAIES CONGELES
SAUSAGE SKINS, CASINGS	U K			1	1	R U	FRUITS, BAIES CONGELES
MISC. FOOD PREP. NES	GER			65	65	ALL	FRUITS, BAIES CONGELES
ALE, BEER, STOUT, PORTER	U S A			44	44	E-U	FRUITS, BAIES CONGELES
WINES	U K			82	82	R U	FRUITS, BAIES CONGELES
DIST. ALCOHOLIC BEV.	GER			13	13	ALL	FRUITS, BAIES CONGELES
SEEDS FOR SOWING NES	U K			122	122	R U	FRUITS, BAIES CONGELES
Wool and animal hair	U K			32	32	R U	FRUITS, BAIES CONGELES
	GER			27	27	ALL	FRUITS, BAIES CONGELES
COMMODITY TOTAL	GER			59	59	ALL	FRUITS, BAIES CONGELES
LEATHER	GER			235	235	ALL	FRUITS, BAIES CONGELES
RUBBER FAB. MATERIALS	GER			4	4	ALL	FRUITS, BAIES CONGELES
WOOD FAB. MATERIALS	GER			2	2	ALL	FRUITS, BAIES CONGELES
PAPER AND BOARD	GER			20	20	ALL	FRUITS, BAIES CONGELES
	U S A			77	77	E-U	FRUITS, BAIES CONGELES
	OTHER			11	11	AUTRE	FRUITS, BAIES CONGELES
COMMODITY TOTAL	U S A			108	108	E-U	FRUITS, BAIES CONGELES
TEXTILE FAB. MTL NES	U S A			11	11	E-U	FRUITS, BAIES CONGELES
PETROL. COAL PROD. NES	OTHER			9	9	AUTRE	FRUITS, BAIES CONGELES
WIRE	GER			136	136	ALL	FRUITS, BAIES CONGELES
MACHINERY NES	U K			8	8	R U	FRUITS, BAIES CONGELES
	GER			3	3	ALL	FRUITS, BAIES CONGELES
COMMODITY TOTAL	GER			11	11	ALL	FRUITS, BAIES CONGELES
EQUIPMENT MISC.	U K			12	12	ALL	FRUITS, BAIES CONGELES
PERSONAL, HOUSEHOLD GOODS	GER			1,820	1,820	R U	FRUITS, BAIES CONGELES
	GER			79	79	ALL	FRUITS, BAIES CONGELES
	U S A			40	40	E-U	FRUITS, BAIES CONGELES
	OTHER			2	2	AUTRE	FRUITS, BAIES CONGELES
COMMODITY TOTAL	U S A			1,941	1,941	E-U	FRUITS, BAIES CONGELES
CONTAINERS, CLOSURES	U K			30	30	R U	FRUITS, BAIES CONGELES
	U S A			9	9	E-U	FRUITS, BAIES CONGELES
COMMODITY TOTAL	GER			39	39	ALL	FRUITS, BAIES CONGELES
MISC. END PRODUCTS NES	GER			1	1	ALL	FRUITS, BAIES CONGELES
GENERAL CARGO	GER			5	5	ALL	FRUITS, BAIES CONGELES
CONTAINERIZED FREIGHT	U K	19,088			19,088	R U	FRUITS, BAIES CONGELES
	GER	14,541			14,541	ALL	FRUITS, BAIES CONGELES
	OTHER	4,903			4,903	AUTRE	FRUITS, BAIES CONGELES
COMMODITY TOTAL		38,532			38,532		FRUITS, BAIES CONGELES
COUNTRY/REGION TOTAL		41,826*	*	11,124*	52,950*		TOTAL DE PAYS/REGION
BANGLADESH							BANGLADESH
TEA	U K	31	13		44	R U	THE
SPICES	U K	17			17	R U	EPICES
JUTE WOVEN FABRICS	U K	5,991	340		6,331	R U	TISSUS DE JUTE
	OTHER	2,749	32	742	3,523	AUTRE	TOTAL DE MARCHANDISE
COMMODITY TOTAL	U K	8,740	372	742	9,854	R U	OUVR. EN MAT. TEXT. NDA
TEXTILE FAB. MTL NES	OTHER	10			10	AUTRE	TOTAL DE MARCHANDISE
	U K	10			87	R U	ART. PERS. ET MENAGERS
COMMODITY TOTAL	U K	5			97	R U	PRODUITS FINIS DIV. NDA
PERSONAL, HOUSEHOLD GOODS	U K	1			5	R U	PRODUITS FINIS DIV. NDA
MISC. END PRODUCTS NES	U K				1	R U	TOTAL DE PAYS/REGION
COUNTRY/REGION TOTAL		8,804*	385*	829*	10,018*		TOTAL DE PAYS/REGION
GUYANA							GUYANE
DIST. ALCOHOLIC BEV.	GER	137			137	ALL	BDISS. ALCOOL. DIST.
	PANAM	533			533	PANAM	TOTAL DE MARCHANDISE
COMMODITY TOTAL		670			670		

TABLE 2. CARGOES UNLOADED AT CANADIAN PORTS FROM FOREIGN COUNTRIES.

TABLEAU 2. MARCHANDISES DECHARGEES DANS LES PORTS CANADIENS EN PROVENANCE DE PAYS ETRANGERS.

COUNTRY OF ORIGIN AND KIND OF CARGO	REGISTRY OF VESSEL	ATLANTIC	GREAT LAKES	PACIFIC	TOTAL	IMMATIC. DU NAVIRE	PAYS D'ORIGINE ET MARCHANDESE
		ATLANTIQUE	GRANDS LACS	PACIFIQUE	TOTAL		
GUYANA							GUYANE
LOGS	GER	91			91	ALL	BILLES
ALUMINA, BAUXITE ORES	U K	49,928			49,928	R U	MINERAI ALUMINE, BAUX.
	GER	6,292			6,292	ALL	
	GREEK	10,817			10,817	GRECC	
	NETH	45,579			45,579	P.BAS	
	NORW	44,463			44,463	NORV	
	SWEDN	31,051			31,051	SUEDE	
	PANAM	7,348			7,348	PANAM	
COMMODITY TOTAL		195,478			195,478		TOTAL DE MARCHANDESE
VEG. OILS, FATS NES	GER	32			32	ALL	HUIL. MAT. GRAS. VEG. NDA
DYESTUFF, PIGMENT, PAINT	PANAM	3			3	PANAM	MAT. COLOR. PIG. PEINTURE
STRUCTURAL SHAPES	CAN	2			2	CAN	PROFILES DE CONSTRUCT.
PERSONAL, HOUSEHOLD GOODS	GER	38			38	ALL	ART. PERS. ET MENAGERS
	PANAM	47			47	PANAM	
COMMODITY TOTAL		85			85		TOTAL DE MARCHANDESE
CONTAINERS, CLOSURES	GER	2			2	ALL	CONTENEURS, FERMETURES
	PANAM	4			4	PANAM	
COMMODITY TOTAL		6			6		TOTAL DE MARCHANDESE
CONTAINERIZED FREIGHT	GER	7			7	ALL	FRET CONTENEURESE
COUNTRY/REGION TOTAL		196,374*			196,374*		TOTAL DE PAYS/REGION
ARGENTINA							ARGENTINE
MEAT, FRESH OR FROZEN	OTHER	11			11	AUTRE	VIANDE, FRAICHE / CONG.
MEAT AND MEAT PREP. NES	U S A			75	75	E-U	VIANDES ET PREP. NDA
	OTHER	1,288	271		1,559	AUTRE	
COMMODITY TOTAL		1,288	271	75	1,634		TOTAL DE MARCHANDESE
CHEESE	U S A			7	7	E-U	FROMAGE
	OTHER	436		92	528	AUTRE	
COMMODITY TOTAL		436		99	535		TOTAL DE MARCHANDESE
DAIRY PROD. EGGS, HONEY	OTHER	68			68	AUTRE	PROD. LAIT., DEUFS, MIEL
APPLES	OTHER			95	95	AUTRE	POMMES
FRESH FRUITS, BERRIES	OTHER			54	54	AUTRE	FRUITS, BAIES FRAIS
DRIED FRUITS	U S A			6	6	E-U	FRUITS SECS
FRUIT JUICES	U S A			239	239	E-U	JUS DE FRUIT
	OTHER	968	146	158	1,272	AUTRE	
COMMODITY TOTAL		968	146	397	1,511		TOTAL DE MARCHANDESE
FRUIT, PRES. NOT CANNED	OTHER	87			87	AUTRE	CONS. FRUITS NON BOITE
NUTS, EXC. OIL NUTS NES	OTHER		11		11	AUTRE	NOIX, SAUF OLEAG. NDA
VEGETABLE PREP. NES	OTHER	472	113		585	AUTRE	PREP. DE LEGUMES NDA
SUGAR PREPARATIONS	OTHER	366			366	AUTRE	PREP. A BASE DE SUCRE
COCOA AND CHOCOLATE	OTHER	244			244	AUTRE	CACAO ET CHOCOLAT
COFFEE	OTHER	11		183	194	AUTRE	CAFE
TEA	U S A			5	5	E-U	THE
	OTHER	120	16		136	AUTRE	
COMMODITY TOTAL		120	16	5	141		TOTAL DE MARCHANDESE
MISC. FOOD PREP. NES	OTHER	40	22		62	AUTRE	DIV. PREP. ALIM. NDA
WINES	U S A			7	7	E-U	VINS
	OTHER	12	6	1	19	AUTRE	
COMMODITY TOTAL		12	6	8	26		TOTAL DE MARCHANDESE
FERM. ALCOHOLIC BEV.	OTHER			19	19	AUTRE	BOISS. ALCOOL. FERME.
SEEDS FOR SOWING NES	OTHER	39			39	AUTRE	GRAINES DE SEMENCE NDA
WOOL AND ANIMAL HAIR	OTHER	9	3		12	AUTRE	LAIN, POILS ANIMAL
WASTE AND SCRAP NES	OTHER		92		92	AUTRE	DECHETS ET REBUTS NDA
LEATHER	OTHER	33			33	AUTRE	CUIR
LUMBER AND TIMBER	OTHER		74		74	AUTRE	BOIS D'OEUVRE ET CHARP.
CORDAGE, TWINE, ROPE	OTHER	884			884	AUTRE	CORDAGE, FICELLE, CORDE
TEXTILE FAB. MTL NES	OTHER	77		15	92	AUTRE	OUVR. EN MAT. TEXT. NDA
OILS, FATS, WAXES NES	OTHER	61			160	AUTRE	HUIL. MAT. GRAS. CIRE NDA
INORGANIC CHEMS. NES	OTHER		99		22	AUTRE	PROD. CHIM. INORG. NDA
ORGANIC CHEMICALS NES	OTHER	4			4	AUTRE	PROD. CHIM. ORGAN. NDA
STRUCTURAL SHAPES	OTHER			522	522	AUTRE	PROFILES DE CONSTRUCT.
BRICKS, TILES NES	OTHER		1		1	AUTRE	BRIQUES, TUILES NDA
NON-MET. MIN. BASIC PRDD	OTHER			69	69	AUTRE	PROD. MIN. NON-MET. BASE
MISC. FABRICATED PROD.	OTHER		1		1	AUTRE	OUVRAGES DIVERS
MACHINERY NES	U S A			4	4	E-U	MACHINES NDA
	OTHER	50			50	AUTRE	
COMMODITY TOTAL		50		4	54		TOTAL DE MARCHANDESE
PASS. AUTOS AND CHASSIS	OTHER	2			2	AUTRE	VOITURES PART., CHASSIS
MOTOR VEHICLE ENGINES	OTHER		2		2	AUTRE	MOTEURS DE VEH. AUTOM.
EQUIPMENT MISC.	OTHER	73			73	AUTRE	MATERIEL DIVERS
PERSONAL, HOUSEHOLD GOODS	U S A			26	26	E-U	ART. PERS. ET MENAGERS
	OTHER	148	23		171	AUTRE	
COMMODITY TOTAL		148	23	26	197		TOTAL DE MARCHANDESE
FIREARMS, AMMUNITION	OTHER		5		5	AUTRE	ARMES A FEU, MUNITIONS
MISC. END PRODUCTS NES	OTHER	2	1		3	AUTRE	PRODUITS FINIS DIV. NDA
GENERAL CARGO	OTHER		88	3	91	AUTRE	MARCHANDISES DIVERSES
CONTAINERIZED FREIGHT	U S A			393	393	E-U	FRET CONTENEURESE
	OTHER	15	179		194	AUTRE	
COMMODITY TOTAL		15	179	393	587		TOTAL DE MARCHANDESE
COUNTRY/REGION TOTAL		5,520*	1,175*	1,973*	8,668*		TOTAL DE PAYS/REGION

TABLE 2. CARGOES UNLOADED AT CANADIAN PORTS FROM FOREIGN COUNTRIES.

TABLEAU 2. MARCHANDISES DECHARGEES DANS LES PORTS CANADIENS EN PROVENANCE DE PAYS ETRANGERS.

COUNTRY OF ORIGIN AND KIND OF CARGO	REGISTRY OF VESSEL	ATLANTIC ATLANTIQUE	GREAT LAKES GRANDS LACS	PACIFIC PACIFIQUE	TOTAL TOTAL	IMMATIC. OU NAVIRE	PAYS D'ORIGINE ET MARCHANDISE
BRAZIL							BRESIL
MEAT, FRESH OR FROZEN	OTHER	276			276	AUTRE	VIANDE, FRAICHE / CONG.
MEAT AND MEAT PREP. NES	ITALY	227			227	ITAL	VIANDES ET PREP. NDA
	CAN	120			120	CAN	
	OTHER	628	75	6	709	AUTRE	
COMMODITY TOTAL		975	75	6	1,056		TOTAL DE MARCHANDISE
FISH, SALTED OR CURED	OTHER	1			1	AUTRE	POISSON, SALE OU FUME
WHEAT FLOUR	OTHER	618			618	AUTRE	FARINE DE BLE
MACARONI, CEREAL PRCD.	LIBER	968			968	LIBER	PATES ALIM. PROC. CEREAL
	OTHER	4,376			4,376	AUTRE	
COMMODITY TOTAL		5,344			5,344		TOTAL DE MARCHANDISE
FRESH FRUITS, BERRIES	OTHER	506			506	AUTRE	FRUITS, BAIES FRAIS
FRUIT JUICES	ITALY	61			61	ITAL	JUS DE FRUIT
	LIBER	72			72	LIBER	
	U S A			649	649	E-U	
	OTHER	2,077	112		2,189	AUTRE	
COMMODITY TOTAL		2,210	112	649	2,971		TOTAL DE MARCHANDISE
FRUIT PULP, PUREE	OTHER		7		7	AUTRE	PULPE DE FRUIT, PUREE
FRUIT, PRES. NOT CANNED	OTHER	8			8	AUTRE	CONS. FRUITS NON BOITE
FRUITS, PREP. CANNED	U S A			63	63	E-U	FRUITS PREP. EN BOITE
NUTS, EXC. OIL NUTS NES	U S A			3	3	E-U	NOIX, SAUF OLEAG. NDA
	OTHER	153	25	5	183	AUTRE	
COMMODITY TOTAL		153	25	8	186		TOTAL DE MARCHANDISE
VEGETABLE PREP. NES	OTHER	855			855	AUTRE	PREP. DE LEGUMES NDA
MOLASSES, CRUDE	OTHER	19,827			19,827	AUTRE	MELASSE, BRUTE
SUGAR PREPARATIONS	OTHER	532	59		591	AUTRE	PREP. A BASE DE SUCRE
COCOA AND CHOCOLATE	OTHER	2,531	275		2,806	AUTRE	CACAO ET CHOCOLAT
COFFEE	GER			266	266	ALL	CAFE
	ITALY	16			16	ITAL	
	CAN	41			41	CAN	
	U S A			298	298	E-U	
	OTHER	1,089			1,089	AUTRE	
COMMODITY TOTAL		1,146		564	1,710		TOTAL DE MARCHANDISE
TEA	LIBER	265			265	LIBER	THE
	CAN	81	14		95	CAN	
	U S A			28	28	E-U	
	OTHER	180	12	3	195	AUTRE	
COMMODITY TOTAL		526	26	31	583		TOTAL DE MARCHANDISE
SPICES	U S A			12	12	E-U	EPICES
MISC. FOOD PREP. NES	LIBER	221			221	LIBER	DIV. PREP. ALIM. NDA
	U S A			16	16	E-U	
	OTHER	2,739			2,739	AUTRE	
COMMODITY TOTAL		2,960		16	2,976		TOTAL DE MARCHANDISE
WINES	U S A			7	7	E-U	VINS
	OTHER	73			73	AUTRE	
COMMODITY TOTAL		73		7	80		TOTAL DE MARCHANDISE
TUBACCO NES	OTHER	6			6	AUTRE	TABACS NDA
RAW HIDES AND SKINS	OTHER	7			7	AUTRE	PEAUX ET CUIRS BRUT
NURSERY, GREENHSE STOCK	OTHER		1		1	AUTRE	PROD. PEPINIERE, SERRE
CRUDE VEG. PRCD. NES	CAN		6		6	CAN	PR. BRUTS ORIG. VEG. NDA
	OTHER		55		55	AUTRE	
COMMODITY TOTAL			61		61		TOTAL DE MARCHANDISE
TEXTILE FIBRES NES	LIBER	375			375	LIBER	FIBRES TEXTILES NDA
	OTHER	483			483	AUTRE	
COMMODITY TOTAL		858			858		TOTAL DE MARCHANDISE
IRON ORE AND CONC	GREEK	66,124			66,124	GRECQ	MINERAL, CONC. DE FER
	ITALY	18,854			18,854	ITAL	
	SWEDN	39,059			39,059	SUEDE	
	LIBER	193,799			193,799	LIBER	
	OTHER	342,444			342,444	AUTRE	
COMMODITY TOTAL		660,280			660,280		TOTAL DE MARCHANDISE
MANGANESE ORE	GREEK	29,680			29,680	GRECQ	MINERAL DE MANGANESE
	LIBER	22,982			22,982	LIBER	
COMMODITY TOTAL		52,662			52,662		TOTAL DE MARCHANDISE
STONE, CRUDE NES	OTHER	128			128	AUTRE	PIERRE BRUTE NDA
COTTON, TEXTILE WASTE	CAN	10			10	CAN	DECHETS DE COTON, TEXT.
	OTHER	44			44	AUTRE	
COMMODITY TOTAL		54			54		TOTAL DE MARCHANDISE
LEATHER	ITALY	4			4	ITAL	CUIR
	OTHER	117			117	AUTRE	
COMMODITY TOTAL		121			121		TOTAL DE MARCHANDISE
RUBBER FAB. MATERIALS	OTHER		4		4	AUTRE	DEMI-PROD. CAOUTCHOUC
LUMBER AND TIMBER	ITALY	173			173	ITAL	BOIS OEUVRE ET CHARP.
	SWEDN	3,748			3,748	SUEDE	
	LIBER	112			112	LIBER	
	CAN	7,083			7,083	CAN	
	OTHER	10,144	4,852		14,996	AUTRE	
COMMODITY TOTAL		21,260	4,852		26,112		TOTAL DE MARCHANDISE
VENEER, PLYWOOD	ITALY	11			11	ITAL	PLACAGES, CONTRE-PLAQ.
	CAN	24			24	CAN	
COMMODITY TOTAL		35			35		TOTAL DE MARCHANDISE
WOOD FAB. MATERIALS	LIBER	355			355	LIBER	DEMI-PRODUITS EN BOIS
	U S A			19	19	E-U	
	OTHER	1,381	4		1,385	AUTRE	
COMMODITY TOTAL		1,736	4	19	1,759		TOTAL DE MARCHANDISE
BLDG. PAPER AND BOARD	OTHER	3,262	567		3,829	AUTRE	PLAQ. CONSTR., PAP/CART.
CORLAGE, TWINE, ROPE	CAN	2,572	1,667		4,239	CAN	CORLAGE, FICELLE, CORDE

TABLE 2. CARGES UNLOADED AT CANADIAN PORTS FROM FOREIGN COUNTRIES.

TABLAU 2. MARCHANDISES DECHARGEES DANS LES PORTS CANADIENS EN PROVENANCE DE PAYS ETRANGERS.

COUNTRY OF ORIGIN AND KIND OF CARGO	REGISTRY OF VESSEL	ATLANTIC ATLANTIQUE	GREAT LAKES GRANDS LACS	PACIFIC PACIFIQUE	TOTAL TOTAL	IMMATIC. DU NAVIRE	PAYS D'ORIGINE ET MARCHANDISE
BRAZIL	CONT.						BRESIL
							SUITE
COMMODITY TOTAL	OTHER	552	4,245		4,797	AUTRE	TOTAL DE MARCHANDISE
TEXTILE FAB.MTL NES	ITALY	3,124	5,912		9,036	ITAL	OUVR.EN MAT.TEXT.NDA
	LIBER	419			419	LIBER	
	CAN	134			134	CAN	
	U S A	336	27		363	E-U	
	OTHER			2	2	AUTRE	
COMMODITY TOTAL	OTHER	2,338	104		2,442	AUTRE	TOTAL DE MARCHANDISE
ANIMAL OILS,EXC.MARINE	OTHER	3,227	131	2	3,360	AUTRE	HUIL.ANIM.SAUF AN.MAR.
VEG.OILS,FATS NES	OTHER	122	787		909	AUTRE	HUIL.MAT.GRAS.VEG.NDA
OILS,FATS,WAXES NES	U S A			1	1	E-U	HUIL.MAT.GRAS.CIRE NDA
	OTHER	22	1,127		1,149	AUTRE	
COMMODITY TOTAL	OTHER	22	1,127	1	1,150	AUTRE	TOTAL DE MARCHANDISE
INORGANIC CHEMS. NES	LIBER	4	50		54	LIBER	PROC.CHIM.INORG.NDA
ORGANIC CHEMICALS NES	CAN	17			17	CAN	PRCD.CHIM.ORGAN.NDA
	OTHER	82			82	AUTRE	
COMMODITY TOTAL	OTHER	1,150	48		1,198	AUTRE	TOTAL DE MARCHANDISE
AGRICULTURAL CHEMICALS	OTHER	1,249	48		1,297	AUTRE	PROC.CHIM.AGRICDLES
SYNTHETIC RUBBER	OTHER	70			70	AUTRE	CAOUTCHOUC SYNTHETIQUE
PLASTIC MATERIALS	CAN	51		1	52	CAN	MATIERES PLASTIQUES
DYESTUFF,PIGMENT,PAINT	OTHER		1		1	AUTRE	MAT.COLOR.PIG.PEINTURE
LUBRICATING OIL,GREASE	OTHER	4			4	AUTRE	HUILE,GRAISSE LUBRIF.
FERRO-ALLOYS	U K		321		321	R U	FERRO-ALLIAGES
	OTHER	2,072			2,072	AUTRE	
COMMODITY TOTAL	OTHER	2,731	190		2,921	AUTRE	TOTAL DE MARCHANDISE
PRIMARY IRON,STEEL NES	OTHER	4,803	190		4,993	AUTRE	FER,ACIER PRIMAIR.NDA
PLATE & SHEET STEEL	OTHER	55			55	AUTRE	TOLES,FEUILLES D'ACIER
STRUCTURAL SHAPES	OTHER	489			489	AUTRE	PROFILES DE CONSTRUCT.
NON-FERROUS METALS NES	OTHER	220			220	AUTRE	METAUX NON-FERREUX NDA
	CAN	8			8	CAN	
	OTHER	22			22	AUTRE	
COMMODITY TOTAL	OTHER	30			30	AUTRE	TOTAL DE MARCHANDISE
METAL FAB.BASIC PRD.	U S A			1	1	E-U	OUVR.OE BASE EN METAL
	OTHER	165	12		177	AUTRE	
COMMODITY TOTAL	OTHER	165	12	1	178	AUTRE	TOTAL DE MARCHANDISE
GLASS BASIC PRODUCTS	GER			342	342	ALL	OUVR.OE BASE EN VERRE
	CAN	80			80	CAN	
	U S A			95	95	E-U	
	OTHER		24		24	AUTRE	
COMMODITY TOTAL	OTHER	80	24	437	541	AUTRE	TOTAL DE MARCHANDISE
ASBESTOS BASIC PRD.	OTHER	1,210			1,210	AUTRE	OUVR.OE BASE AMIANT
NON-MET.MIN.BASIC PRD	CAN	13			13	CAN	PRCD.MIN.NON-MET.BAS
	OTHER	2	135		137	AUTRE	
COMMODITY TOTAL	OTHER	15	135		150	AUTRE	TOTAL DE MARCHANDISE
MISC.FABRICATED PRD.	CAN	36			36	CAN	OUVRAGES DIVERS
	OTHER	457	1,070		1,527	AUTRE	
COMMODITY TOTAL	OTHER	493	1,070		1,563	AUTRE	TOTAL DE MARCHANDISE
MACHINERY NES	OTHER	44		30	74	AUTRE	MACHINES NDA
MOTOR VEHICLE ENGINES	U S A			5	5	E-U	MOTEURS DE VEH.AUTOM.
	OTHER	13	4	35	52	AUTRE	
COMMODITY TOTAL	OTHER	13	4	35	52	AUTRE	TOTAL DE MARCHANDISE
RUBBER TIRES AND TUBES	OTHER		2		2	AUTRE	PNEUS, CHAMBRES A AIR
EQUIPMENT MISC.	CAN	344			344	CAN	MATERIEL DIVERS
	U S A			1	1	E-U	
	OTHER	14	11		25	AUTRE	
COMMODITY TOTAL	OTHER	358	11	1	370	AUTRE	TOTAL DE MARCHANDISE
PERSONAL,HOUSEHOLD GOODS	ITALY	37			37	ITAL	ART.PERS.ET MENAGERS
	LIBER	9			9	LIBER	
	CAN	5	1		6	CAN	
	U S A			2	2	E-U	
	OTHER	810	94	13	917	AUTRE	
COMMODITY TOTAL	OTHER	861	95	15	971	AUTRE	TOTAL DE MARCHANDISE
FIREARMS,AMMUNITION	ITALY	6			6	ITAL	ARMES A FEU, MUNITIONS
	OTHER	90	2		92	AUTRE	
COMMODITY TOTAL	OTHER	96	2		98	AUTRE	TOTAL DE MARCHANDISE
MISC. END PRODUCTS NES	ITALY	6			6	ITAL	PRODUITS FINIS DIV.NDA
	CAN	2			2	CAN	
	U S A			1	1	E-U	
	OTHER	181	11		192	AUTRE	
COMMODITY TOTAL	OTHER	189	11	1	201	AUTRE	TOTAL DE MARCHANDISE
GENERAL CARGO	OTHER	3	29		32	AUTRE	MARCHANDISES DIVERSES
CONTAINERIZED FREIGHT	LIBER	390			390	LIBER	FRET CONTENEURESE
	U S A			1,442	1,442	E-U	
	OTHER	1,065	508		1,573	AUTRE	
COMMODITY TOTAL	OTHER	1,455	508	1,442	3,405	AUTRE	TOTAL DE MARCHANDISE
COUNTRY/REGION TOTAL		797,402*	16,538*	3,310*	817,250*		TOTAL DE PAYS/REGION
CHILE							CHILI
APPLES	U S A			104	104	E-U	POMMES
FRESH FRUITS,BERRIES	U S A			287	287	E-U	FRUITS, BAIES FRAIS
VEGETABLES, FRESH	U S A			275	275	E-U	LEGUMES, FRAIS
COCOA AND CHOCOLATE	OTHER	38			38	AUTRE	CACAO ET CHOCOLAT
COFFEE	OTHER			116	116	AUTRE	CAFE
MISC.FOOD PREP.NES	OTHER	427			427	AUTRE	PREP.ALIM.NDA

TABLE 2. CARGOES UNLOADED AT CANADIAN PORTS FROM FOREIGN COUNTRIES.

TABLEAU 2. MARCHANDISES DECHARGEES DANS LES PORTS CANADIENS EN PROVENANCE DE PAYS ETRANGERS.

COUNTRY OF ORIGIN AND KIND OF CARGO	REGISTRY OF VESSEL	ATLANTIC ATLANTIQUE	GREAT LAKES GRANDS LACS	PACIFIC PACIFIQUE	TOTAL TOTAL	IMMATIC. DU NAVIRE	PAYS D'ORIGINE ET MARCHANDISE
CHILE							CHILI
WINES	U S A			13	13	E-U	VINS
	OTHER	263			263	AUTRE	
COMMODITY TOTAL		263		13	276		
DIST. ALCOHOLIC BEV.	OTHER			2	2	AUTRE	TOTAL DE MARCHANDISE
CRUDE VEG. PROD. NES	OTHER	511			511	AUTRE	BCISS. ALCCOL. DIST.
COPPER ORES AND CONC.	GER	5,814			5,814	ALL	PR. BRUTS ORIG. VEG. NCA
	GREEK	31,174			31,174	GRECC	MINERAI, CONC. CUIVRE
	LIBER	18,534			18,534	LIBER	
	OTHER	6,686			6,686	AUTRE	
COMMODITY TOTAL		62,208			62,208		TOTAL DE MARCHANDISE
ORES AND CONC. NES	OTHER	962			962	AUTRE	MINERAI ET CONC. NDA
SLAG, GROSS, BY-PRODUCTS	GREEK	31			31	GRECC	PCUS. GUEUL. SCDR. PROD.
	LIBER	23,658			23,658	LIBER	
COMMODITY TOTAL		23,689			23,689		TOTAL DE MARCHANDISE
LUMBER AND TIMBER	OTHER	1,104			1,104	AUTRE	BOIS D'OEUVRE ET CHARP.
VENEER, PLYWOOD	OTHER	14			14	AUTRE	PLACAGES, CONTRE-PLAQ.
INORGANIC CHEMS. NES	OTHER	4,437			4,437	AUTRE	PROD. CHIM. INORG. NCA
ORGANIC CHEMICALS NES	U S A			2,000	2,000	E-U	PROD. CHIM. ORGAN. NCA
AGRICULTURAL CHEMICALS	U S A			2,000	2,000	E-U	PROD. CHIM. AGRICOLES
COPPER AND ALLOYS	LIBER	4,158			4,158	LIBER	CUIVRE ET ALLIAGES
	OTHER	104			104	AUTRE	
COMMODITY TOTAL		4,262			4,262		TOTAL DE MARCHANDISE
GLASS BASIC PRODUCTS	OTHER			376	376	AUTRE	OUVR. DE BASE EN VERRE
MACHINERY NES	U S A			9	9	E-U	MACHINES NDA
PERSONAL, HSEHOLD GOODS	OTHER	23		3	26	AUTRE	ART. PERS. ET MENAGERS
GENERAL CARGO	OTHER	1			1	AUTRE	MARCHANDISES DIVERSES
CONTAINERIZED FREIGHT	U S A			174	174	E-U	FRET CONTENEURESE
	OTHER	48			48	AUTRE	
COMMODITY TOTAL		48		174	222		TOTAL DE MARCHANDISE
COUNTRY/REGION TOTAL		97,987*	*	5,359*	103,346*		TOTAL DE PAYS/REGION
COLOMBIA							COLOMBIE
SUGAR PREPARATIONS	DENMK	17			17	DANMK	PREP. A BASE DE SUCRE
	OTHER			46	46	AUTRE	
COMMODITY TOTAL		17		46	63		TOTAL DE MARCHANDISE
COFFEE	U S A			68	68	E-U	CAFE
	OTHER	19		2,474	2,493	AUTRE	
COMMODITY TOTAL		19		2,542	2,561		TOTAL DE MARCHANDISE
ALUMINA, BAUXITE ORES	GER	7,833			7,833	ALL	MINERAI ALUMINE. BAUX.
CRUDE PETROLEUM	PANAM	18,596			18,596	PANAM	PETROLE BRUT
LUMBER AND TIMBER	DENMK	1,586			1,586	DANMK	BOIS D'OEUVRE ET CHARP.
	OTHER	582		63	645	AUTRE	
COMMODITY TOTAL		2,168		63	2,231		TOTAL DE MARCHANDISE
WOOD FAB. MATERIALS	DENMK	2			2	DANMK	DEMI-PRODUITS EN BOIS
TEXTILE FAB. MTL NES	DENMK	637			637	DANMK	OUVR. EN MAT. TEXT. NDA
	OTHER	408			408	AUTRE	
COMMODITY TOTAL		1,045			1,045		TOTAL DE MARCHANDISE
METALLIC SALTS	OTHER			297	297	AUTRE	SELS METALLIQUES
INORGANIC CHEMS. NES	OTHER			59	59	AUTRE	PROD. CHIM. INORG. NDA
PLASTIC MATERIALS	OTHER			62	62	AUTRE	MATIERES PLASTIQUES
WIRE	U S A			133	133	E-U	FIL METALLIQUE
BRICKS, TILES NES	OTHER			65	65	AUTRE	BRICQUES, TUILLES NDA
GLASS BASIC PRODUCTS	U S A			782	782	E-U	OUVR. DE BASE EN VERRE
	OTHER			1,859	1,859	AUTRE	
COMMODITY TOTAL				2,641	2,641		TOTAL DE MARCHANDISE
NON-MET. MIN. BASIC PROD	OTHER			65	65	AUTRE	PROD. MIN. NON-MET. BASE
MISC. FABRICATED PROD.	OTHER	122			122	AUTRE	OUVRAGES DIVERS
MACHINERY NES	OTHER	4			4	AUTRE	MACHINES NDA
MOTOR VEHICLE ENGINES	DENMK	7			7	DANMK	MOTEURS CE VEH. AUTOM.
	OTHER	1			1	AUTRE	
COMMODITY TOTAL		8			8		TOTAL DE MARCHANDISE
PERSONAL, HSEHOLD GOODS	OTHER			4	4	AUTRE	ART. PERS. ET MENAGERS
GENERAL CARGO	OTHER	32			32	AUTRE	MARCHANDISES DIVERSES
CONTAINERIZED FREIGHT	U S A			1,599	1,599	E-U	FRET CONTENEURESE
COUNTRY/REGION TOTAL		29,846*	*	7,576*	37,422*		TOTAL DE PAYS/REGION
ECUADOR							EQUATEUR
BANANAS AND PLANTAINS	OTHER			18	18	AUTRE	BANANES ET PLANTAINS
DRIED FRUITS	OTHER			5	5	AUTRE	FRUITS SECS
COCOA AND CHOCOLATE	JAPAN	143			143	JAPCN	CACAO ET CHOCOLAT
	OTHER	44			44	AUTRE	
COMMODITY TOTAL		187			187		TOTAL DE MARCHANDISE
COFFEE	OTHER	194			194	AUTRE	CAFE
TEA	OTHER	153		766	180	AUTRE	THE
MISC. FOOD PREP. NES	OTHER	38			38	AUTRE	DIV. PREP. ALIM. NDA
CRUDE WOOD MTL. NES	OTHER	4			4	AUTRE	MATIERES BOIS BRUT NDA
LUMBER AND TIMBER	JAPAN	34			34	JAPON	BOIS D'OEUVRE ET CHARP.
	OTHER	220			220	AUTRE	
COMMODITY TOTAL		254			254		TOTAL DE MARCHANDISE
VENEER, PLYWOOD	OTHER	43			43	AUTRE	PLACAGES, CONTRE-PLAQ.
PERSONAL, HSEHOLD GOODS	JAPAN	8			8	JAPON	ART. PERS. ET MENAGERS
	OTHER			2	2	AUTRE	
COMMODITY TOTAL		8		2	10		TOTAL DE MARCHANDISE
COUNTRY/REGION TOTAL		881*	*	818*	1,699*		TOTAL DE PAYS/REGION

TABLE 2. CARGOES UNLOADED AT CANADIAN PORTS FROM FOREIGN COUNTRIES.

TABLEAU 2. MARCHANDISES DECHARGEES DANS LES PORTS CANADIENS EN PROVENANCE DE PAYS ETRANGERS.

COUNTRY OF ORIGIN AND KIND OF CARGO	REGISTRY OF VESSEL	ATLANTIC ATLANTIQUE	GREAT LAKES GRANDS LACS	PACIFIC PACIFIQUE	TOTAL TOTAL	IMMATIC. DU NAVIRE	PAYS D'ORIGINE ET MARCHANDISE
PERU							
FISH, CANNED	OTHER			23	23	AUTRE	PEROU
NUTS, EXC. OIL NUTS NES	JAPAN	5			5	JAPON	POISSON EN BOITES
	OTHER	7		1	8	AUTRE	NOIX, SAUF OLEAG. NDA
COMMODITY TOTAL		12		1	13		TOTAL DE MARCHANDISE
VEGETABLES, DRIED	JAPAN	22			22	JAPON	LEGUMES, SECS
	U S A			15	15	E-U	
	OTHER	145			145	AUTRE	
COMMODITY TOTAL		167		15	182		TOTAL DE MARCHANDISE
VEGETABLE PREP. NES	OTHER	29			29	AUTRE	PREP. DE LEGUMES NDA
COCOA AND CHOCOLATE	JAPAN	16			16	JAPON	CACAO ET CHOCOLAT
COFFEE	JAPAN	38			38	JAPON	CAFE
	U S A			237	237	E-U	
	OTHER	231			347	AUTRE	
COMMODITY TOTAL		269		23	622		TOTAL DE MARCHANDISE
MISC. FOOD PREP. NES	OTHER			23	23	AUTRE	DIV. PREP. ALIM. NDA
SEEDS FOR SOWING NES	OTHER	17			17	AUTRE	GRAINES DE SEMENCE NDA
ORES AND CONC. NES	OTHER	45			45	AUTRE	MINERAIS ET CONC. NDA
LUMBER AND TIMBER	JAPAN	95			95	JAPON	BOIS D'OEUVRE ET CHARP.
TEXTILE FAB. MTL NES	JAPAN	4			4	JAPON	OUVR. EN MAT. TEXT. NDA
	OTHER			24	24	AUTRE	
COMMODITY TOTAL		4		24	28		TOTAL DE MARCHANDISE
EQUIPMENT MISC.	OTHER	10			10	AUTRE	MATERIEL DIVERS
PERSONAL, HSEHOLD GOODS	JAPAN	1			1	JAPON	ART. PERS. ET MENAGERS
	U S A			3	3	E-U	
	OTHER	5			5	AUTRE	
COMMODITY TOTAL		6		3	9		TOTAL DE MARCHANDISE
MISC. END PRODUCTS NES	OTHER	8			8	AUTRE	PRODUITS FINIS DIV. NDA
GENERAL CARGO	JAPAN	27			27	JAPON	MARCHANDISES DIVERSES
	OTHER	40			40	AUTRE	
COMMODITY TOTAL		67			67		TOTAL DE MARCHANDISE
CONTAINERIZED FREIGHT	U S A			397	397	E-U	FRET CONTENEURESE
	OTHER	1			1	AUTRE	
COMMODITY TOTAL		1		397	398		TOTAL DE MARCHANDISE
COUNTRY/REGION TOTAL		746*	*	839*	1,585*		TOTAL DE PAYS/REGION
SURINAM							
ALUMINA, BAUXITE ORES	U K	93,933		12,407	106,340	R U	SURINAM
	NETH	12,062			12,062	P. BAS	MINERAIS ALUMINE, BAUX.
	NORW	24,401			24,401	NORV	
	LIBER	6,614			6,614	LIBER	
COMMODITY TOTAL		137,010		12,407	149,417		TOTAL DE MARCHANDISE
COUNTRY/REGION TOTAL		137,010*	*	12,407*	149,417*		TOTAL DE PAYS/REGION
VENEZUELA							
FRUIT JUICES	U S A			109	109	E-U	VENEZUELA
COCOA AND CHOCOLATE	PANAM	65			65	PANAM	JUS DE FRUIT
COFFEE	PANAM	45			45	PANAM	CACAO ET CHOCOLAT
TEA	PANAM	6			6	PANAM	CAFE
IRON ORE AND CONC	ITALY	87,909			87,909	ITAL	THE
	LIBER	337,258			337,258	LIBER	MINERAL, CONC. DE FER
	OTHER	47,374			47,374	AUTRE	
COMMODITY TOTAL		472,541			472,541		TOTAL DE MARCHANDISE
CRUDE PETROLEUM	U K	462,933			462,933	R U	PETROLE BRUT
	GER	371,543			371,543	ALL	
	GREEK	168,935			168,935	GRECC	
	ITALY	184,876			184,876	ITAL	
	NETH	34,964			34,964	P. BAS	
	NORW	429,625			429,625	NORV	
	LIBER	3,149,597			3,149,597	LIBER	
	PANAM	510,176			510,176	PANAM	
	U S A	1,321,469			1,321,469	E-U	
	OTHER	510,163			510,163	AUTRE	
COMMODITY TOTAL		7,144,281			7,144,281		TOTAL DE MARCHANDISE
CORCAGE, TWINE, ROPE	PANAM	24			24	PANAM	CORCAGE, FICELLE, COROE
FUEL OIL	U K	459,688			459,688	R U	MAZOUT
	GER	35,477			35,477	GERM	
	GER	26,497			26,497	ALL	
	GREEK	132,733			132,733	GRECC	
	NETH	56,914			56,914	P. BAS	
	NORW	117,001		21,997	138,998	NORV	
	SWEDN	68,521			68,521	SUEDE	
	LIBER	482,012	18,364		500,376	LIBER	
	PANAM	24,902			24,902	PANAM	
	U S A			19,500	19,500	E-U	
	OTHER	274,931	16,082	19,500	291,013	AUTRE	
COMMODITY TOTAL		1,678,676	34,446	41,497	1,754,619		TOTAL DE MARCHANDISE
PETROL. COAL PROC. NES	OTHER	2,027			2,027	AUTRE	DERIVE PETR. CHARB. NDA
WIRE	U S A			27	27	E-U	FIL METALLIQUE
MACHINERY NES	U S A			4	4	E-U	MACHINES NDA
PERSONAL, HSEHOLD GOODS	U S A			1	1	E-U	ART. PERS. ET MENAGERS
GENERAL CARGO	PANAM	4			4	PANAM	MARCHANDISES DIVERSES
COUNTRY/REGION TOTAL		9,297,669*	34,446*	41,638*	9,373,753*		TOTAL DE PAYS/REGION

TABLE 2. CARGOES UNLOADED AT CANADIAN PORTS FROM FOREIGN COUNTRIES.

TABLEAU 2. MARCHANDISES DECHARGEES DANS LES PORTS CANADIENS EN PROVENANCE DE PAYS ETRANGERS.

COUNTRY OF ORIGIN AND KIND OF CARGO	REGISTRY OF VESSEL	ATLANTIC ATLANTIQUE	GREAT LAKES GRANDS LACS	PACIFIC PACIFIQUE	TOTAL TOTAL	IMMATIC. DU NAVIRE	PAYS D'ORIGINE ET MARCHANDISE
BAHAMAS							
CRUDE PETROLEUM	LIBER	189,605			189,605	LIBER	ILES BAHAMAS
	PANAM	68,201			68,201	PANAM	PETROLE BRUT
	OTHER	55,772			55,772	AUTRE	
COMMODITY TOTAL		313,578			313,578		TOTAL DE MARCHANDISE
SALT	DENMK	3,051			3,051	DANMK	SEL
	CAN	13,163			13,163	CAN	
COMMODITY TOTAL		16,214			16,214		TOTAL DE MARCHANDISE
INORGANIC CHEMS. NES	LIBER	16,500			16,500	LIBER	PROD. CHIM. INORG. NDA
FUEL OIL	U K	37,970			37,970	R U	MAZCUT
	GREEK	31,795			31,795	GRECC	
	ITALY	20,160			20,160	ITAL	
	NORW	22,095			22,095	NORV	
	PANAM	11,395			11,395	PANAM	
	U S A	29,425			29,425	E-U	
	OTHER	24,800			24,800	AUTRE	
COMMODITY TOTAL		177,640			177,640		TOTAL DE MARCHANDISE
CONTAINERIZED FREIGHT	GER	9			9	ALL	FRET CONTENEURESE
COUNTRY/REGION TOTAL		523,941*	*	*	523,941*		TOTAL DE PAYS/REGION
BERMUDA							
SUGAR PREPARATIONS	PANAM	1			1	PANAM	BERMUDES
DIST. ALCOHOLIC BEV.	GER	1			1	ALL	PREP. A BASE DE SUCRE
AGRICULTURAL CHEMICALS	PANAM	1			1	PANAM	BOISS. ALCOOL. DIST.
FUEL OIL	U K	31,146			31,146	R U	PROD. CHIM. AGRICOLES
MOTOR VEHICLE ENGINES	PANAM	2			2	PANAM	MAZCUT
SHIPS, AIRCRAFT, MIS. VEH.	GER	7			7	ALL	MOTEURS DE VEH. AUTOM.
EQUIPMENT MISC.	GER	1			1	ALL	NAVIRES, AVIONS, VEH. DIV
PERSONAL, HOUSEHOLD GOODS	GER	2			2	ALL	MATERIEL DIVERS
FIREARMS, AMMUNITION	PANAM	5			5	PANAM	ART. PERS. ET MENAGERS
CONTAINERIZED FREIGHT	GER	108			108	ALL	ARMES A FEU, MUNITIONS
	PANAM	13			13	PANAM	FRET CONTENEURESE
COMMODITY TOTAL		121			121		TOTAL DE MARCHANDISE
COUNTRY/REGION TOTAL		31,287*	*	*	31,287*		TOTAL DE PAYS/REGION
PR. HONDURAS							
UMBER AND TIMBER	U K	184			184	R U	HONDURAS BR.
CONTAINERS, CLOSURES	OTHER	3			3	AUTRE	BDIS DOEUVRE ET CHARP.
							CONTENEURS, FERMETURES
COUNTRY/REGION TOTAL		187*	*	*	187*		TOTAL DE PAYS/REGION
BARBADOS							
VEGETABLE PREP. NES	NORW	12			12	NORV	BARBADOS
MOLASSES, CRUDE	GREEK	2,405			2,405	GRECC	PREP. DE LEGUMES NDA
	LIBER	6,104			6,104	LIBER	MELASSE, BRUTE
COMMODITY TOTAL		8,509			8,509		TOTAL DE MARCHANDISE
SYRUP	LIBER	5,600			5,600	LIBER	SIRCP
SPICES	NORW	10			10	NORV	EPICES
DIST. ALCOHOLIC BEV.	NORW	157			157	NORV	BOISS. ALCOOL. DIST.
	OTHER	16			16	AUTRE	
COMMODITY TOTAL		173			173		TOTAL DE MARCHANDISE
IRON AND STEEL SCRAP	NORW	12			12	NORV	DECHETS DE FER, D'ACIER
PLASTIC MATERIALS	NORW	2			2	NORV	MATIERES PLASTIQUES
MACHINERY NES	NORW	5			5	NORV	MACHINES NDA
PERSONAL, HOUSEHOLD GOODS	NORW	33			33	NORV	ART. PERS. ET MENAGERS
CONTAINERIZED FREIGHT	GER	62			62	ALL	FRET CONTENEURESE
	NORW	476			476	NORV	
	PANAM	80			80	PANAM	
COMMODITY TOTAL		618			618		TOTAL DE MARCHANDISE
COUNTRY/REGION TOTAL		14,974*	*	*	14,974*		TOTAL DE PAYS/REGION
JAMAICA							
FRESH FRUITS, BERRIES	GER	56			56	ALL	JAMAIQUE
	PANAM	72			72	PANAM	FRUITS, BAIES FRAIS
COMMODITY TOTAL		128			128		TOTAL DE MARCHANDISE
FRUIT JUICES	GER	3			3	ALL	JUS DE FRUIT
FRUITS, PREP. CANNED	GER	20			20	ALL	FRUITS PREP. EN BOITE
VEGETABLE PREP. NES	GER	122			122	ALL	PREP. DE LEGUMES NDA
	PANAM	30			30	PANAM	
COMMODITY TOTAL		152			152		TOTAL DE MARCHANDISE
RAW SUGAR	GREEK	2,444			2,444	GRECC	SUCRE BRUT
	LIBER	7,953			7,953	LIBER	
COMMODITY TOTAL		10,397			10,397		TOTAL DE MARCHANDISE
MOLASSES, CRUDE	OTHER	5,500			5,500	AUTRE	MELASSE, BRUTE
SYRUP	GER	26			26	ALL	SIROP
TEA	GER	3			3	ALL	THE
SPICES	GER	49			49	ALL	EPICES
	PANAM	5			5	PANAM	
COMMODITY TOTAL		54			54		TOTAL DE MARCHANDISE
MISC. FOOD PREP. NES	GER	128			128	ALL	DIV. PREP. ALIM. NDA

TABLE 2. CARGOES UNLOADED AT CANADIAN PORTS FROM FOREIGN COUNTRIES.

TABLEAU 2. MARCHANDISES DECHARGEES DANS LES PORTS CANADIENS EN PROVENANCE DE PAYS ETRANGERS.

COUNTRY OF ORIGIN AND KIND OF CARGO	REGISTRY OF VESSEL	ATLANTIC ATLANTIQUE	GREAT LAKES GRANDS LACS	PACIFIC PACIFIQUE	TOTAL TOTAL	IMMATIC. DU NAVIRE	PAYS D'ORIGINE ET MARCHANDISE
JAMAICA CONT.							
FERM. ALCOHOLIC BEV.	GER	7			7	ALL	JAMAIQUE SUITE
DIST. ALCOHOLIC BEV.	GER	606			606	ALL	BOISS. ALCOOL. FERMEN.
	PANAM	62			62	PANAM	BOISS. ALCOOL. DIST.
COMMODITY TOTAL		668			668		TOTAL DE MARCHANDISE
CRUDE VEG. PRODNES	GER	4			4	ALL	PR. BRUTS ORIG. VEG. NCA
ALUMINA, BAUXITE ORES	U K	23,804		12,355	36,159	R U	MINERAIS ALUMINE, BAUX.
	GREEK			37,057	37,057	GRECC	
	ITALY	16,704			16,704	ITAL	
	NORW	10,468		79,868	90,336	NORV	
	SWEDN	8,724			8,724	SUECE	
	PANAM	17,168			17,168	PANAM	
COMMODITY TOTAL		76,868		129,280	206,148		TOTAL DE MARCHANDISE
NON-FERROUS MET. SCRAP	GER	101			101	ALL	DECHETS METAL. NON FER.
VEG. OILS, FATS NES	GER	2			2	ALL	HUIL. MAT. GRAS. VEG. NCA
OILS, FATS, WAXES NES	PANAM	1			1	PANAM	HUIL. MAT. GRAS. CIRE NCA
MACHINERY NES	GER	55			55	ALL	MACHINES NCA
	PANAM	9			9	PANAM	
COMMODITY TOTAL		64			64		TOTAL DE MARCHANDISE
PASS. AUTOS AND CHASSIS	PANAM	6			6	PANAM	VOITURES PART., CHASSIS
PERSONAL, HOUSEHOLD GOODS	GER	144			144	ALL	ART. PERS. ET MENAGERS
	PANAM	1			1	PANAM	
COMMODITY TOTAL		145			145		TOTAL DE MARCHANDISE
MISC. END PRODUCTS NES	GER	1			1	ALL	PRODUITS FINIS DIV. NCA
CONTAINERIZED FREIGHT	GER	1,264			1,264	ALL	FRET CONTENEURESE
COUNTRY/REGION TOTAL		95,542*		129,280*	224,822*		TOTAL DE PAYS/REGION
LEEWIND IS.							
DAIRY PROD. EGGS, HONEY	U K	5			5	R U	I. LEEWIND.
FRUIT JUICES	GER	33			33	ALL	PROD. LAIT., OEUFs, MIEL
	GREEK	2			2	GRECC	JUS DE FRUIT
COMMODITY TOTAL		35			35		TOTAL DE MARCHANDISE
FRUITS, PREP. CANNED	PANAM	27			27	PANAM	FRUITS PREP. EN BOITE
RAW SUGAR	LIBER	13,500			13,500	LIBER	SUCRE BRUT
COCOA AND CHOCOLATE	PANAM	11			11	PANAM	CACAO ET CHOCOLAT
SPICES	GER	5			5	ALL	EPICES
	GREEK	86			86	GRECC	
	PANAM	60			60	PANAM	
COMMODITY TOTAL		151			151		TOTAL DE MARCHANDISE
MISC. FOOD PREP. NES	U K	115			115	R U	CIV. PREP. ALIM. NCA
	GER	2			2	ALL	
COMMODITY TOTAL		117			117		TOTAL DE MARCHANDISE
FERM. ALCOHOLIC BEV.	PANAM	16			16	PANAM	BOISS. ALCOOL. FERMEN.
DIST. ALCOHOLIC BEV.	PANAM	27			27	PANAM	BOISS. ALCOOL. DIST.
TEXTILE FIBRES NES	U K	17			17	R U	FIBRES TEXTILES NCA
ALUMINA, BAUXITE ORES	OTHER	34,552			34,552	AUTRE	MINERAIS ALUMINE, BAUX.
WIRE	PANAM	3			3	PANAM	FIL METALLIQUE
METAL FAB. BASIC PROD.	PANAM	39			39	PANAM	CUVR. DE BASE EN METAL
PASS. AUTOS AND CHASSIS	PANAM	1			1	PANAM	VOITURES PART., CHASSIS
PERSONAL, HOUSEHOLD GOODS	U K	2			2	R U	ART. PERS. ET MENAGERS
	GER	5			5	ALL	
	GREEK	15			15	GRECC	
	PANAM	7			7	PANAM	
COMMODITY TOTAL		29			29		TOTAL DE MARCHANDISE
CONTAINERS, CLOSURES	PANAM	3			3	PANAM	CONTENEURS, FERMETURES
CONTAINERIZED FREIGHT	GER	5			5	ALL	FRET CONTENEURESE
COUNTRY/REGION TOTAL		48,538*			48,538*		TOTAL DE PAYS/REGION
TRINIDAD-TOBAG							
FISH, FRESH OR FROZEN	OTHER	1,533			1,533	AUTRE	TRINIDAD TOBAG
FRUIT JUICES	GER	16			16	ALL	POISSON, FRAIS OU CONG.
	GREEK	50			50	GRECC	JUS DE FRUIT
	PANAM	72			72	PANAM	
COMMODITY TOTAL		138			138		TOTAL DE MARCHANDISE
VEGETABLE PREP. NES	GER	20			20	ALL	PREP. DE LEGUMES NCA
RAW SUGAR	U K	2,701			2,701	R U	SUCRE BRUT
MOLASSES, CRUDE	GREEK	4,193			4,193	GRECC	MELASSE, BRUTE
	LIBER	1,680	12,505		14,185	LIBER	
	OTHER		13,595		13,595	AUTRE	
COMMODITY TOTAL		5,873	26,100		31,973		TOTAL DE MARCHANDISE
COFFEE	GER	20			20	ALL	CAFE
SPICES	GER	54			54	ALL	EPICES
MISC. FOOD PREP. NES	GER	8			8	ALL	CIV. PREP. ALIM. NCA
DIST. ALCOHOLIC BEV.	GER	229			229	ALL	BOISS. ALCOOL. DIST.
	NORW	20			20	NORV	
	OTHER	203			203	AUTRE	
COMMODITY TOTAL		452			452		TOTAL DE MARCHANDISE
ALUMINA, BAUXITE ORES	U K	536,459			536,459	R U	MINERAIS ALUMINE, BAUX.
	GER	82,139			82,139	ALL	
	GREEK	53,655			53,655	GRECC	
	NETH	10,752			10,752	P. BAS	
	NORW	250,430			250,430	NORV	
	SWEDN	142,277			142,277	SUEDE	

TABLE 2. CARGOES UNLOADED AT CANADIAN PORTS FROM FOREIGN COUNTRIES.

TABLAU 2. MARCHANDISES DECHARGEES DANS LES PORTS CANADIENS EN PROVENANCE DE PAYS ETRANGERS.

COUNTRY OF ORIGIN AND KIND OF CARGO	REGISTRY OF VESSEL	ATLANTIC ATLANTIQUE	GREAT LAKES GRANOS LACS	PACIFIC PACIFIQUE	TOTAL TOTAL	IMMATIC. OU NAVIRE	PAYS D'ORIGINE ET MARCHANDISE
TRINIDAD-TOBAG CONT.							
	LIBER PANAM	23,884 158,737			23,884 158,737	LIBER PANAM	TRINIDAD TOBAG SUITE
COMMODITY TOTAL		1,218,333			1,218,333		TOTAL DE MARCHANDISE
CRUDE PETROLEUM	U K GREEK NORW LIBER PANAM	33,382 23,268 208,519 226,448	13,174		33,382 23,268 208,519 226,448	R U GRECC NCRV LIBER PANAM	PETROLE BRUT
COMMODITY TOTAL		491,617	13,174		504,791		TOTAL DE MARCHANDISE
LUMBER AND TIMBER	PANAM	1,750			1,750	PANAM	BOIS D'OEUVRE ET CHARP.
TEXTILE FAB.MTL NES	GER	10			10	ALL	CUVR.EN MAT.TEXT.NDA
ORGANIC CHEMICALS NES	NORW		150		150	NCRV	PROD.CHEM.ORGAN.NDA
PLASTIC MATERIALS	GER	99			99	ALL	MATIERES PLASTIQUES
FUEL OIL	U K GER	35,047 28,610			35,047 28,610	R U ALL	MAZCUT
COMMODITY TOTAL	ITALY NCRW SWEDN	78,076 33,575 23,588	26,203		78,076 59,778 23,588	ITAL NCRV SUEDE	TOTAL DE MARCHANDISE
LUBRICATING OIL, GREASE ASPHALTS, ROAD OILS	NORW PANAM	198,896 93	26,203 13,017		225,099 93	225,099 NDRV PANAM	HUILE, GRAISSE LUBRIF. ASPHALTE, BITUME LIQQ. CUVR. DE BASE EN METAL
METAL FAB. BASIC PROD. PERSONAL, HOUSEHOLD GOODS	GER	12			12	ALL	ART. PERS. ET MENAGERS
COMMODITY TOTAL	GER NORW PANAM	295 3 16			295 3 16	295 ALL ALL ALL	TOTAL DE MARCHANDISE
CONTAINERS, CLOSURES	GER	2			2	ALL	CONTENEURS, FERMETURES
MISC. END PRODUCTS NES	GER	853			853	ALL	PRODUITS FINIS DIV. NDA
GENERAL CARGO	GER	27			27	ALL	MARCHANDISES DIVERSES
CONTAINERIZED FREIGHT	NORW	880			880	NCRV	FRET CONTENEURESE
COMMODITY TOTAL		880			880		TOTAL DE MARCHANDISE
COUNTRY/REGION TOTAL		1,922,805*	78,644*	*	2,001,449*		TOTAL DE PAYS/REGION
COSTA RICA							
VEGETABLE PREP. NES	OTHER			6	6	AUTRE	COSTA-RICA
COFFEE	OTHER			239	239	AUTRE	PREP. DE LEGUMES NDA
MACHINERY NES	OTHER			12	12	AUTRE	CAFE
EQUIPMENT MISC.	OTHER			25	25	AUTRE	MACHINES NDA
COUNTRY/REGION TOTAL		*	*	282*	282*		TOTAL DE PAYS/REGION
CUBA							
FISH, FRESH OR FROZEN	NETH OTHER	261 54			261 54	P. BAS AUTRE	CUBA
COMMODITY TOTAL		315			315		TOTAL DE MARCHANDISE
FISH, CANNED	NETH OTHER	119 325			119 325	P. BAS AUTRE	POISSON EN BOITES
COMMODITY TOTAL		444			444		TOTAL DE MARCHANDISE
LOBSTER	NETH OTHER	252 69			252 69	P. BAS AUTRE	HOMARD
COMMODITY TOTAL		321			321		TOTAL DE MARCHANDISE
SHELL FISH, NES	NETH OTHER	1,007 848			1,007 848	P. BAS AUTRE	MOLLUSQUES CRUST., NCA
COMMODITY TOTAL		1,855			1,855		TOTAL DE MARCHANDISE
FRESH FRUITS, BERRIES	NETH OTHER	78 110			78 110	P. BAS AUTRE	FRUITS, BAIES FRAIS
COMMODITY TOTAL		188			188		TOTAL DE MARCHANDISE
RAW SUGAR	U K GREEK OTHER	10,080 13,900 64,079			10,080 13,900 64,079	R U GRECC AUTRE	SUCRE BRUT
COMMODITY TOTAL		88,059	20,749		108,808		TOTAL DE MARCHANDISE
MELASSES, CRUDE	OTHER	29,000	6,553		35,553	AUTRE	MELASSE, BRUTE
SUGAR PREPARATIONS	NETH OTHER	539 134			539 134	P. BAS AUTRE	PREP. A BASE DE SUCRE
COMMODITY TOTAL		673			673		TOTAL DE MARCHANDISE
COCOA AND CHOCOLATE	NETH	34			34	P. BAS	CACAO ET CHOCOLAT
DIST. ALCOHOLIC BEV.	NETH	66			66	P. BAS	BOISS. ALCCOL. DIST.
CIGARETTES	NETH	4			4	P. BAS	CIGARETTES
TOBACCO NES	NETH OTHER	273 452			273 452	P. BAS AUTRE	TABACS NDA
COMMODITY TOTAL		725			725		TOTAL DE MARCHANDISE
RAILS & TRACK MATERIAL	U K	230			230	R U	RAILS, MAT. VOIE FERREE
RAILWAY ROLLING STOCK	OTHER	148			148	AUTRE	MAT. ROUL. DE CH. DE FER
PASS. AUTOS AND CHASSIS	OTHER	8			8	AUTRE	VEICULES PART., CHASSIS
EQUIPMENT MISC.	OTHER	18			18	AUTRE	MATERIEL DIVERS
PERSONAL, HOUSEHOLD GOODS	OTHER	5			5	AUTRE	ART. PERS. ET MENAGERS
MISC. END PRODUCTS NES	NETH	9			9	P. BAS	PRODUITS FINIS DIV. NDA
GENERAL CARGO	NETH OTHER	1 35			1 35	P. BAS AUTRE	MARCHANDISES DIVERSES
COMMODITY TOTAL		36			36		TOTAL DE MARCHANDISE
COUNTRY/REGION TOTAL		122,136*	27,302*	*	149,440*		TOTAL DE PAYS/REGION

TABLE 2. CARGOES UNLOADED AT CANADIAN PORTS FROM FOREIGN COUNTRIES.

TABLEAU 2. MARCHANDISES DECHARGEES DANS LES PORTS CANADIENS EN PROVENANCE DE PAYS ETRANGERS.

COUNTRY OF ORIGIN AND KIND OF CARGO	REGISTRY OF VESSEL	ATLANTIC ATLANTIQUE	GREAT LAKES GRANDS LACS	PACIFIC PACIFIQUE	TOTAL TOTAL	IMMATIC. DU NAVIRE	PAYS D'ORIGINE ET MARCHANDISE
DOMINICAN REP.							
MEAT, FRESH OR FROZEN	GER	6			6	ALL	R. DOMINICAINE
FRUIT JUICES	PANAM	5			5	PANAM	VIANCE, FRAICHE / CONG.
VEGETABLE PREP. NES	NORW	61			61	NORW	JUS DE FRUIT
RAW SUGAR	OTHER	5,768			5,768	AUTRE	PREP. DE LEGUMES NDA
MOLASSES, CRUDE	LIBER	1,637	6,765		8,402	LIBER	SUCRE BRUT
COFFEE	GER	10			10	ALL	MELASSE, BRUTE
	NORW	427			427	NORW	CAFE
COMMODITY TOTAL		437			437		TOTAL DE MARCHANDISE
DIST. ALCOHOLIC BEV.	NDRW	3			3	NORW	BCISS. ALCOOL. DIST.
TOBACCO NES	GER	391			391	ALL	TABACS NDA
	NORW	159			159	NORW	
COMMODITY TOTAL		550			550		TOTAL DE MARCHANDISE
PERSONAL, HSEHOLD GOODS	NORW	60			60	NORW	ART. PERS. ET MENAGERS
CONTAINERS, CLOSURES	NORW	54			54	NORW	CONTENEURS, FERMETURES
GENERAL CARGO	NORW	10			10	NORW	MARCHANDISES DIVERSES
CONTAINERIZED FREIGHT	GER	409			409	ALL	FRET CONTENEURESE
	NORW	386			386	NORW	
COMMODITY TOTAL		795			795		TOTAL DE MARCHANDISE
COUNTRY/REGION TOTAL		9,386*	6,765*	*	16,151*		TOTAL DE PAYS/REGION
EL SALVADOR							
COFFEE	GER			70	70	ALL	SALVADOR
	OTHER			3,727	3,727	AUTRE	CAFE
COMMODITY TOTAL				3,797	3,797		TOTAL DE MARCHANDISE
TEXTILE FAB. MTL NES	OTHER			36	36	AUTRE	CUVR. EN MAT. TEXT. NDA
COUNTRY/REGION TOTAL		*	*	3,833*	3,833*		TOTAL DE PAYS/REGION
GUATEMALA							
FRUIT JUICES	OTHER	1			1	AUTRE	GUATEMALA
VEGETABLE PREP. NES	U K	230			230	R U	JUS DE FRUIT
RAW SUGAR	OTHER	5,512			5,512	AUTRE	PREP. DE LEGUMES NDA
COFFEE	OTHER			765	765	AUTRE	SUCRE BRUT
DIST. ALCOHOLIC BEV.	U K	4			4	R U	CAFE
CRUDE ANIMAL PROD. NES	U K	1			1	R U	BCISS. ALCOOL. DIST.
SEEDS FOR SOWING NES	U K	10			10	R U	PR. BRUTS ORIG. ANIM. NDA
TEXTILE FIBRES NES	U K	20			20	R U	GRAINES DE SEMENCE NDA
	OTHER			88	88	AUTRE	FIBRES TEXTILES NCA
COMMODITY TOTAL		20		88	108		TOTAL DE MARCHANDISE
STONE, CRUDE NES	U K	1			1	R U	PIERRE BRUTE NCA
MACHINERY NES	OTHER			20	20	AUTRE	MACHINES NDA
ROAD MOTOR VEH. NES	OTHER			1	1	AUTRE	VEH. AUTOM. ROUTIERS NDA
PERSONAL, HSEHOLD GOODS	U K	1			1	R U	ART. PERS. ET MENAGERS
CONTAINERS, CLOSURES	OTHER	1			1	AUTRE	CONTENEURS, FERMETURES
COUNTRY/REGION TOTAL		5,781*	*	874*	6,655*		TOTAL DE PAYS/REGION
HAITI							
TEXTILE FIBRES NES	DENMK	110			110	DANMK	HAITI
COUNTRY/REGION TOTAL		110*	*	*	110*		FIBRES TEXTILES NDA
							TOTAL DE PAYS/REGION
HONDURAS							
FRUIT JUICES	CAN	614			614	CAN	HONDURAS
RAW SUGAR	OTHER	5,600			5,600	AUTRE	JUS DE FRUIT
TOBACCO NES	U K	6			6	R U	SUCRE BRUT
GENERAL CARGO	OTHER	15			15	AUTRE	TABACS NDA
COUNTRY/REGION TOTAL		6,235*	*	*	6,235*		MARCHANDISES DIVERSES
							TOTAL DE PAYS/REGION
MEXICO							
DAIRY PROD. EGGS, HONEY	OTHER			12	12	AUTRE	MEXIQUE
FRESH FRUITS, BERRIES	OTHER			54	54	AUTRE	PRCD. LAIT., OEUFS, MIEL
FRUIT, PRES. NOT CANNED	OTHER			113	113	AUTRE	FRUITS, BAIES FRAIS
FRUITS, PREP. CANNED	OTHER			35	35	AUTRE	CONS. FRUITS NCM BOITE
VEGETABLE PREP. NES	OTHER			20	20	AUTRE	FRUITS PREP. EN BOITE
MOLASSES, CRUDE	LIBER	5,488			5,488	LIBER	PREP. DE LEGUMES NDA
	PANAM			6,087	6,087	PANAM	MELASSE, BRUTE
COMMODITY TOTAL		5,488		6,087	11,575		TOTAL DE MARCHANDISE
COCOA AND CHOCOLATE	OTHER	26			26	AUTRE	CACAO ET CHCCOLAT
COFFEE	OTHER			351	351	AUTRE	CAFE
NON-ALCOHOLIC BEVERAGE	OTHER	1			1	AUTRE	BOISSONS NON-ALCOOLIQ.
DIST. ALCOHOLIC BEV.	U K	3			3	R U	BOISS. ALCOOL. DIST.
	OTHER	4			4	AUTRE	
COMMODITY TOTAL		7		27	34		TOTAL DE MARCHANDISE
CRUDE ANIMAL PROD. NES	OTHER	2			2	AUTRE	PR. BRUTS ORIG. ANIM. NDA
SEEDS FOR SOWING NES	U K	3			3	R U	GRAINES DE SEMENCE NDA
CRUDE VEG. PROD. NES	OTHER			2	2	AUTRE	PR. BRUTS ORIG. VEG. NDA
TEXTILE FIBRES NES	OTHER			97	97	AUTRE	FIBRES TEXTILES NDA
MANGANESE ORE	NORW	30,800			30,800	NORW	MINERAI DE MANGANESE

TABLE 2. CARGOES UNLOADED AT CANADIAN PORTS FROM FOREIGN COUNTRIES.

TABLEAU 2. MARCHANDISES DECHARGEES DANS LES PORTS CANADIENS EN PROVENANCE DE PAYS ETRANGERS.

COUNTRY OF ORIGIN AND KIND OF CARGO	REGISTRY OF VESSEL	ATLANTIC ATLANTIQUE	GREAT LAKES GRANDS LACS	PACIFIC PACIFIQUE	TOTAL TOTAL	IMMATIC. DU NAVIRE	PAYS D'ORIGINE ET MARCHANDISE
MEXICO CONT.							MEXIQUE SUITE
NICKEL-COPPER ORE	U K			1,137	1,137	R U	PINER. DE CUIVRE-NICKEL
FLUCRS PAR	GER	15,905	38,604		54,509	ALL	SPATH FLUOR
	ITALY		10,836		10,836	ITAL	
	NDRW	5,710			5,710	NORV	
	LIBER	9,184			9,184	LIBER	
	PANAM		7,771		7,771	PANAM	
	CAN	5,705			5,705	CAN	
	OTHER	49,058			49,058	AUTRE	
COMMODITY TOTAL		85,562	57,211		142,773		TOTAL DE MARCHANDISE
GYPSUM	LIBER			54,800	54,800	LIBER	GYPSE
	PANAM			9,300	9,300	PANAM	
COMMODITY TOTAL				64,100	64,100		TOTAL DE MARCHANDISE
SALT	U K			378,632	378,632	R U	SEL
	CAN			9,197	9,197	CAN	
COMMODITY TOTAL				387,829	387,829		TOTAL DE MARCHANDISE
WOOD FAB. MATERIALS	U K	17			17	R U	DEMI-PRODUITS EN BOIS
CORDAGE, TWINE, ROPE	OTHER	408			408	AUTRE	CORDAGE, FICELLE, CORDE
TEXTILE FAB. MTL NES	OTHER			34	38	AUTRE	OUVR. EN MAT. TEXT. NDA
OILS, FATS, WAXES NES	OTHER	1			1	AUTRE	HUIL. MAT. GRAS. CIRE NDA
DYESTUFF, PIGMENT, PAINT	OTHER	6			6	AUTRE	MAT. COLOR. PIG. PEINTURE
METAL FAB. BASIC PROD.	OTHER	3			3	AUTRE	COVR. DE BASE EN METAL
NON-MET. MIN. BASIC PROD	OTHER	25			25	AUTRE	PROD. MIN. NON-MET. BASE
PASS. AUTOS AND CHASSIS	GER	477			477	ALL	VOITURES PART., CHASSIS
EQUIPMENT MISC.	OTHER	1			1	AUTRE	MATERIEL DIVERS
PERSONAL, HSEHOLD GCDS	U K	11			11	R U	ART. PERS. ET MENAGERS
	OTHER	40			40	AUTRE	
COMMODITY TOTAL		51			51		TOTAL DE MARCHANDISE
CONTAINERS, CLOSURES	PANAM		62		62	PANAM	CONTENEURS, FERMETURES
	OTHER			10	10	AUTRE	
COMMODITY TOTAL			62	10	72		TOTAL DE MARCHANDISE
MISC. END PRODUCTS NES	U K	2			2	R U	PRODUITS FINIS DIV. NDA
	OTHER	65			67	AUTRE	
COMMODITY TOTAL		67		10	77		TOTAL DE MARCHANDISE
GENERAL CARGO	U K	5			5	R U	MARCHANDISES DIVERSES
COUNTRY/REGION TOTAL		122,954*	57,273*	459,918*	640,145*		TOTAL DE PAYS/REGION
NETH. ANTILLES							ANTILLES NEERL
SALT	LIBER	7,716			7,716	LIBER	SEL
SABOLINE	PANAM	3,759			3,759	PANAM	ESSENCE
	OTHER	376			376	AUTRE	
COMMODITY TOTAL		4,135			4,135		TOTAL DE MARCHANDISE
PAUL OIL	U K	180,614			180,614	R U	HAZOUT
	DENMK	39,472			39,472	DANMK	
	GER	31,724			31,724	ALL	
	GREEK	81,125			81,125	GRECC	
	ITALY	53,779			53,779	ITAL	
	LIBER	188,319		20,373	208,692	LIBER	
	PANAM	72,869			72,869	PANAM	
	OTHER	98,979			98,979	AUTRE	
COMMODITY TOTAL		746,881		20,373	767,254		TOTAL DE MARCHANDISE
LUBRICATING OIL, GREASE	LIBER	9,491			9,491	LIBER	HUILE, GRAISSE LUBRIF.
PERSONAL, HSEHOLD GCDS	U S A			1	1	E-U	ART. PERS. ET MENAGERS
COUNTRY/REGION TOTAL		768,223*	*	20,374*	788,597*		TOTAL DE PAYS/REGION
NICARAGUA							NICARAGUA
RAW SUGAR	PANAM			4,500	4,500	PANAM	SUCRE BRUT
COFFEE	GER			17	17	ALL	CAFE
	OTHER			297	297	AUTRE	
COMMODITY TOTAL				314	314		TOTAL DE MARCHANDISE
OIL SEEDS, NUTS NES	OTHER			176	176	AUTRE	GRAINES, NGIX OLEAG. NDA
LOGS	GER			21	21	ALL	BILLES
	OTHER			20	20	AUTRE	
COMMODITY TOTAL				41	41		TOTAL DE MARCHANDISE
BOLTS, ROUND TIMBER	OTHER			73	73	AUTRE	BILLOTS, BOIS RONDS
TEXTILE FIBRES NES	GER			50	50	ALL	FIBRES TEXTILES NDA
	OTHER			110	110	AUTRE	
COMMODITY TOTAL				160	160		TOTAL DE MARCHANDISE
LUMBER AND TIMBER	OTHER			9	9	AUTRE	BDIS DOEUVRE ET CHARP.
WOOD FAB. MATERIALS	OTHER			348	348	AUTRE	DEMI-PRODUITS EN BDIS
MACHINERY NES	OTHER			18	18	AUTRE	MACHINES NDA
SHIPS, AIRCRAFT, MIS. VEH	OTHER			2	2	AUTRE	NAVIRES, AVIONS, VEH. DIV
PERSONAL, HSEHOLD GCDS	OTHER			3	3	AUTRE	ART. PERS. ET MENAGERS
COUNTRY/REGION TOTAL		*	*	5,644*	5,644*		TOTAL DE PAYS/REGION
PANAMA							PANAMA
FISH, FRESH OR FROZEN	NETH	1,306			1,306	P. BAS	POISSON, FRAIS OU CONG.
	LIBER	1,500			1,500	LIBER	
	OTHER	2,667			2,667	AUTRE	
COMMODITY TOTAL		5,473			5,473		TOTAL DE MARCHANDISE
SHELL FISH, NES	NETH	114			114	P. BAS	MOLLUSQUES CRUST., NDA

TABLE 2. CARGOES UNLOADED AT CANADIAN PORTS FROM FOREIGN COUNTRIES.

TABLEAU 2. MARCHANDISES DECHARGEES DANS LES PORTS CANADIENS EN PROVENANCE DE PAYS ETRANGERS.

COUNTRY OF ORIGIN AND KIND OF CARGO	REGISTRY OF VESSEL	ATLANTIC ATLANTIQUE	GREAT LAKES GRANDS LACS	PACIFIC PACIFIQUE	TOTAL TOTAL	IMMATIC. DU NAVIRE	PAYS D'ORIGINE ET MARCHANDISE
PANAMA CONT.							PANAMA SUITE
DIST. ALCOHOLIC BEV.	PANAM	6			6	PANAM	BOISS. ALCOOL. DIST.
TOBACCO NES	NETH	280			280	P. BAS	TABACS NDA
LUMBER AND TIMBER	PANAM	1,709			1,709	PANAM	BOIS D'OEUVRE ET CHARP.
MOTOR VEHICLE ENGINES	ITALY			32	32	ITAL	MOTEURS DE VEH. AUTOM.
PERSONAL, HOUSEHOLD GOODS	ITALY			1	1	ITAL	ART. PERS. ET MENAGERS
MISC. END PRODUCTS NES	ITALY			16	16	ITAL	PRODUITS FINIS DIV. NDA
COUNTRY/REGION TOTAL		7,582*	*	49*	7,631*		TOTAL DE PAYS/REGION
PUERTO RICO							PORTO-RICO
FISH, FRESH OR FROZEN	ITALY	1,018			1,018	ITAL	POISSON, FRAIS OU CONG.
FRUIT, PRES. NOT CANNED	PANAM		17		17	PANAM	CCNS. FRUITS NON BOITE
COCOA AND CHOCOLATE	GREEK	8			8	GRECC	CACAO ET CHOCOLAT
DIST. ALCOHOLIC BEV.	GER	6			6	ALL	BOISS. ALCOOL. DIST.
	GREEK	7			7	GRECC	
	PANAM	14			14	PANAM	
COMMODITY TOTAL		27			27		TOTAL DE MARCHANDISE
PASS. AUTOS AND CHASSIS	JAPAN	375			375	JAPEN	VOITURES PART., CHASSIS
CONTAINERS, CLOSURES	GER	74			74	ALL	CONTENEURS, FERMETURES
COUNTRY/REGION TOTAL		1,502*	17*	*	1,519*		TOTAL DE PAYS/REGION
GREENLAND							GREENLAND
FISH, FRESH OR FROZEN	OTHER	584			584	AUTRE	POISSON, FRAIS OU CONG.
GENERAL CARGO	CAN	23			23	CAN	MARCHANDISES DIVERSES
COUNTRY/REGION TOTAL		607*	*	*	607*		TOTAL DE PAYS/REGION
ST. PIERRE-MIQ.							ST-PIERRE-MIQ.
CATTLE	OTHER	303			303	AUTRE	BOVINS
FISH, FRESH OR FROZEN	CAN	8			8	CAN	POISSON, FRAIS OU CONG.
	OTHER	321			321	AUTRE	
COMMODITY TOTAL		329			329		TOTAL DE MARCHANDISE
SHELL FISH, NES	OTHER	138			138	AUTRE	MOLLUSQUES CRUST., NDA
WINES	DENMK	12			12	DANMK	VINS
RAW HIDES AND SKINS	OTHER	10			10	AUTRE	PEAUX ET CUIRS BRUT
WOOD FAB. MATERIALS	CAN	13			13	CAN	DEMI-PRODUITS EN BOIS
ORGANIC CHEMICALS NES	DENMK	11			11	DANMK	PROD. CHIM. ORGAN. NDA
METAL FAB. BASIC PROD.	DENMK	11			11	DANMK	OUVR. DE BASE EN METAL
	CAN	1			1	CAN	
	OTHER	43			43	AUTRE	
COMMODITY TOTAL		55			55		TOTAL DE MARCHANDISE
MACHINERY NES	DENMK	51			51	DANMK	MACHINES NDA
	CAN	19			19	CAN	
COMMODITY TOTAL		70			70		TOTAL DE MARCHANDISE
PASS. AUTOS AND CHASSIS	OTHER	6			6	AUTRE	VOITURES PART., CHASSIS
SHIPS, AIRCRAFT, MIS. VEH	DENMK	2			2	DANMK	NAVIRES, AVIONS, VEH. DIV
	OTHER	1			1	AUTRE	
COMMODITY TOTAL		3			3		TOTAL DE MARCHANDISE
EQUIPMENT MISC.	DENMK	2			2	DANMK	MATERIEL DIVERS
PERSONAL, HOUSEHOLD GOODS	DENMK	1			1	DANMK	ART. PERS. ET MENAGERS
CONTAINERS, CLOSURES	CAN	51			51	CAN	CONTENEURS, FERMETURES
	OTHER	124			124	AUTRE	
COMMODITY TOTAL		175			175		TOTAL DE MARCHANDISE
MISC. END PRODUCTS NES	CAN	3			3	CAN	PRODUITS FINIS DIV. NDA
GENERAL CARGO	CAN	11			11	CAN	MARCHANDISES DIVERSES
COUNTRY/REGION TOTAL		1,142*	*	*	1,142*		TOTAL DE PAYS/REGION
U S HAWAII							E-U HAWAII
MISC. FOOD PREP. NES	U K			2	2	R U	DIV. PREP. ALIM. NDA
CASTINGS, FORGINGS	GER			72	72	ALL	MOL. PIECES FORGEES
MACHINERY NES	U K			10	10	R U	MACHINES NDA
PERSONAL, HOUSEHOLD GOODS	GER			1	1	ALL	ART. PERS. ET MENAGERS
CONTAINERS, CLOSURES	SWECD			1	1	SUEGE	CONTENEURS, FERMETURES
MISC. END PRODUCTS NES	U K			1	1	R U	PRODUITS FINIS DIV. NDA
COUNTRY/REGION TOTAL		*	*	87*	87*		TOTAL DE PAYS/REGION
U S ALASKA							E-U ALASKA
PULPHOOD	CAN			3,600	3,600	CAN	BOIS A PATE
IRON AND STEEL SCRAP	CAN			2,000	2,000	CAN	DECHETS DE FER, DACIER
WASTE AND SCRAP NES	LIBER			55	55	LIBER	DECHETS ET REBUTS NDA
	CAN			20	20	CAN	
COMMODITY TOTAL				75	75		TOTAL DE MARCHANDISE
TRACTORS	CAN			36	36	CAN	TRACTEURS
MACHINERY NES	LIBER			25	25	LIBER	MACHINES NDA
	CAN			61	61	CAN	
COMMODITY TOTAL				86	86		TOTAL DE MARCHANDISE
PASS. AUTOS AND CHASSIS	CAN			2	2	CAN	VOITURES PART., CHASSIS
TRUCKS AND CHASSIS	CAN			35	35	CAN	CAMIONS ET CHASSIS

TABLE 2. CARGOES UNLOADED AT CANADIAN PORTS FROM FOREIGN COUNTRIES.

TABLEAU 2. MARCHANDISES DECHARGEES DANS LES PORTS CANADIENS EN PROVENANCE DE PAYS ETRANGERS.

COUNTRY OF ORIGIN AND KIND OF CARGO	REGISTRY OF VESSEL	ATLANTIC ATLANTIQUE	GREAT LAKES GRANDS LACS	PACIFIC PACIFIQUE	TOTAL TOTAL	IMMATIC. DU NAVIRE	PAYS D'ORIGINE ET MARCHANDISE
U S ALASKA CONT. ROAD MOTOR VEH. NES	CAN			21	21	CAN	E-U ALASKA SUITE
CONTAINERS, CLOSURES	CAN			4	4	CAN	VEH. AUTOM. ROUTIERS NDA
CONTAINERIZED FREIGHT	CAN			169,912	169,912	CAN	CONTENEURS, FERMETURES FRET CONTENEURESE
COUNTRY/REGION TOTAL		*	*	175,771*	175,771*		TOTAL DE PAYS/REGION
U S PACIFIC CEREALS MILLED, NES	CAN			279	279	CAN	E-U PACIFIQUE CEREALES MOULUES, NDA
FRESH FRUITS, BERRIES	CAN			29	29	CAN	FRUITS, BAIES FRAIS
MOLASSES, REFINED	CAN			60	60	CAN	MELASSE, RAFFINEE
COFFEE	OTHER	16			16	AUTRE	CAFE
TEA	OTHER	43			43	AUTRE	THE
LOGS	CAN			35,413	35,413	CAN	BILLES
	U S A			130,294	130,294	E-U	
COMMODITY TOTAL				165,707	165,707		TOTAL DE MARCHANDISE
PULPWOOD	CAN			41,973	41,973	CAN	BOIS A PATE
SLAG, CROSS, BY-PRODUCTS	CAN			14,500	14,500	CAN	POUS. GUEUL. SCOR. PROD.
SAND AND GRAVEL	CAN			965,542	965,542	CAN	SABLE ET GRAVIERS
SALT	NORW			3,491	3,491	NORV	SEL
	CAN			111,871	111,871	CAN	
COMMODITY TOTAL				115,362	115,362		TOTAL DE MARCHANDISE
WASTE AND SCRAP NES	NORW			14	14	NORV	DECHETS ET REBUTS NCA
	CAN			121	121	CAN	
	U S A			29	29	E-U	
COMMODITY TOTAL				164	164		TOTAL DE MARCHANDISE
LUMBER AND TIMBER	CAN			22,952	22,952	CAN	BOIS D'OEUVRE ET CHARP.
	U S A			5,824	5,824	E-U	
COMMODITY TOTAL				28,776	28,776		TOTAL DE MARCHANDISE
FLOORING	CAN			22	22	CAN	LAMES POUR PARQUET
VENEER, PLYWOOD	CAN			50	50	CAN	PLACAGES, CONTRE-PLAQ.
	U S A			4,161	4,161	E-U	
COMMODITY TOTAL				4,211	4,211		TOTAL DE MARCHANDISE
PULP	U S A			56,092	56,092	E-U	PATE
TEXTILE FAB. MTL NES	OTHER	2			2	AUTRE	OUVR. EN MAT. TEXT. NDA
SULPHURIC ACID	CAN			100	100	CAN	ACIDE SULFURIQUE
METALLIC SALTS	NORW			10,241	10,241	NORV	SELS METALLIQUES
	CAN			197	197	CAN	
	U S A			4,180	4,180	E-U	
COMMODITY TOTAL				14,618	14,618		TOTAL DE MARCHANDISE
INORGANIC CHEMS. NES	CAN			8,799	8,799	CAN	PROD. CHIM. INORG. NDA
ORGANIC CHEMICALS NES	SWEDN			1,595	1,595	SUEDE	PROD. CHIM. ORGAN. NDA
	LIBER			2,240	2,240	LIBER	
	U S A			8,945	8,945	E-U	
COMMODITY TOTAL				12,780	12,780		TOTAL DE MARCHANDISE
PLASTIC MATERIALS	U S A			1	1	E-U	MATIERES PLASTIQUES
FUEL OIL	NORW			151,692	151,692	NORV	MAZOUT
	CAN			189,042	189,042	CAN	
	U S A			112,193	112,193	E-U	
COMMODITY TOTAL				452,927	452,927		TOTAL DE MARCHANDISE
LUBRICATING OIL, GREASE	U S A			5	5	E-U	HUILE, GRAISSE LUBRIF.
COKE	GER			6,510	6,510	ALL	COKE
	OTHER			5,472	5,472	AUTRE	
COMMODITY TOTAL				11,982	11,982		TOTAL DE MARCHANDISE
PETROL, COAL PROD. NES	CAN			56	56	CAN	DERIVE PETR. CHARB. NCA
	U S A			7,749	7,749	E-U	
COMMODITY TOTAL				7,805	7,805		TOTAL DE MARCHANDISE
PRIMARY IRON, STEEL NES	CAN			1,000	1,000	CAN	FER, ACIER PRIMAIR. NDA
STRUCTURAL SHAPES	CAN			45	45	CAN	PROFILES DE CONSTRUCT.
METAL FAB. BASIC PROD.	NORW			1	1	NORV	OUVR. DE BASE EN METAL
	CAN			12	12	CAN	
COMMODITY TOTAL				13	13		TOTAL DE MARCHANDISE
CEMENT	CAN			59,558	59,558	CAN	CIMENT
LIME	CAN			101	101	CAN	CHAUX
NON-MET. MIN. BASIC PROD	U S A			33	33	E-U	PROD. MIN. NON-MET. BASE
MACHINERY NES	CAN			1,984	1,984	CAN	MACHINES NDA
	U S A			13	13	E-U	
COMMODITY TOTAL				1,997	1,997		TOTAL DE MARCHANDISE
PASS. AUTOS AND CHASSIS	U S A			7	7	E-U	VOITURES PART., CHASSIS
ROAD MOTOR VEH. NES	U S A			1	1	E-U	VEH. AUTOM. ROUTIERS NDA
SHIPS, AIRCRAFT, MIS. VEH	U S A			144	144	E-U	NAVIRES, AVIONS, VEH. D'AV
CONTAINERS, CLOSURES	NORW			40	40	NORV	CONTENEURS, FERMETURES
	SWEDN			10	10	SUEDE	
	CAN			30	30	CAN	
	U S A			152	152	E-U	
COMMODITY TOTAL				232	232		TOTAL DE MARCHANDISE
MISC. END PRODUCTS NES	CAN			111	111	CAN	PRODUITS FINIS DIV. NDA
GENERAL CARGO	CAN			2,132	2,132	CAN	MARCHANDISES DIVERSES
CONTAINERIZED FREIGHT	U K			23	23	R U	FRET CONTENEURESE
	DENMK			2	2	DANMK	
	GER	38			38	ALL	
	SWEDN			3	3	SUEDE	
	LIBER	133			133	LIBER	
	JAPAN			10	10	JAPON	
	U S A			65	65	E-U	
	OTHER	3,325			3,325	AUTRE	
COMMODITY TOTAL		3,496		103	3,599		TOTAL DE MARCHANDISE
COUNTRY/REGION TOTAL		3,557*	*	1,967,211*	1,970,768*		TOTAL DE PAYS/REGION

TABLE 2. CARGOES UNLOADED AT CANADIAN PORTS FROM FOREIGN COUNTRIES.

TABLEAU 2. MARCHANDISES DECHARGEES DANS LES PORTS CANADIENS EN PROVENANCE DE PAYS ETRANGERS.

COUNTRY OF ORIGIN AND KIND OF CARGO	REGISTRY OF VESSEL	ATLANTIC ATLANTIQUE	GREAT LAKES GRANDS LACS	PACIFIC PACIFIQUE	TOTAL TOTAL	IMMATIC. DU NAVIRE	PAYS D'ORIGINE ET MARCHANDISE
U S GRT. LAKES							E-U GR. LACS
BARLEY	CAN	195,863			195,863	CAN	ORGE
CORN	CAN	1,532,562	377,245		1,909,807	CAN	MAIS
	U S A	138,098			138,098	E-U	
	OTHER	12,959			12,959	AUTRE	
COMMODITY TOTAL		1,683,619	377,245		2,060,864		TOTAL DE MARCHANDISE
OATS	CAN	174,590	65,942		240,532	CAN	AVOINE
RYE	CAN	80,106			80,106	CAN	SEIGLE
WHEAT	CAN	1,034,413			1,034,413	CAN	BLE
	OTHER	4,112			4,112	AUTRE	
COMMODITY TOTAL		1,038,525			1,038,525		TOTAL DE MARCHANDISE
FRUITS, PREP. CANNED	CAN	10			10	CAN	FRUITS PREP. EN BOITE
VEGETABLES, DRIED	CAN		10,249		10,249	CAN	LEGUMES, SECS
SUGAR, NES	CAN	7,829			7,829	CAN	SUCRE, NDA
MISC. FOOD PREP. NES	CAN	10	16		26	CAN	DIV. PREP. ALIM. NDA
FEEDS, VEGETABLE ORIGIN	CAN	13,038			13,038	CAN	PROV. D'ORIGINE VEGETALE
RAW HIDES AND SKINS	CAN		3,298		3,298	CAN	PEAUX ET CUIRS BRUT
SOYA BEANS	CAN	608,541	320,369		928,910	CAN	GRAINE DE SOYA
	U S A	33,841	31,103		64,944	E-U	
	OTHER		19,496		19,496	AUTRE	
COMMODITY TOTAL		642,382	370,968		1,013,350		TOTAL DE MARCHANDISE
RUBBER, ALLIED GUMS, NAT	CAN		142		142	CAN	CAOUTCHOUC GOMMES NAT.
TEXTILE FIBRES NES	CAN		73		73	CAN	FIBRES TEXTILES NDA
IRON ORE AND CONC	CAN	9,978	1,964,404		1,974,382	CAN	MINERAIS, CONC. DE FER
	U S A		60,634		60,634	E-U	
	OTHER		17,054		17,054	AUTRE	
COMMODITY TOTAL		9,978	2,042,092		2,052,070		TOTAL DE MARCHANDISE
ORES AND CONC. NES	U S A		5,400		5,400	E-U	MINERAIS ET CONC. NDA
IRON AND STEEL SCRAP	CAN		166		166	CAN	DECHETS DE FER, DACIER
NON-FERROUS MET. SCRAP	CAN		101		101	CAN	DECHETS MET. NON FER.
SLAG, DROSS, BY-PRODUCTS	CAN		299		299	CAN	PCUS, GUEUL. SCOR. PROD.
COAL, BITUMINOUS	CAN	178,030	12,591,601		12,769,631	CAN	CHARRON BITUMINEUX
	U S A		320,214		320,214	E-U	
	OTHER		35,419		35,419	AUTRE	
COMMODITY TOTAL		178,030	12,947,234		13,125,264		TOTAL DE MARCHANDISE
BENTONITE	CAN		33,754		33,754	CAN	BENTONITE
	U S A		19,884		19,884	E-U	
COMMODITY TOTAL			53,638		53,638		TOTAL DE MARCHANDISE
CLAY MATERIALS NES	CAN	18,000	23,250		41,250	CAN	MATIERES ARGIL. NDA
SAND AND GRAVEL	CAN		440,737		440,737	CAN	SABLE ET GRAVIER
LIMESTONE	CAN	23,000	2,577,385		2,600,385	CAN	PIERRE CALCAIRE
	U S A		317,059		317,059	E-U	
	OTHER		15,218		15,218	AUTRE	
COMMODITY TOTAL		23,000	2,909,662		2,932,662		TOTAL DE MARCHANDISE
SALT	CAN	183,353	145,190		328,543	CAN	SEL
	U S A		24,009		24,009	E-U	
	OTHER	18,260			18,260	AUTRE	
COMMODITY TOTAL		201,613	169,199		370,812		TOTAL DE MARCHANDISE
CRUDE NON-MET. MIN. NES	CAN		11		11	CAN	MIN. NON-MET. BRUTS NDA
RUBBER FAB. MATERIALS	CAN		55		55	CAN	DEMI-PROD. CAOUTCHOUC
LUMBER AND TIMBER	CAN		65		65	CAN	BOIS D'OEUVRE ET CHARP.
FLOORING	CAN		14		14	CAN	LAMES POUR PARQUET
VENEER, PLYWOOD	CAN	4			4	CAN	PLACAGES, CONTRE-PLAQ.
WOOD FAB. MATERIALS	CAN		1		1	CAN	DEMI-PRODUITS EN BOIS
PAPER NES	CAN		17		17	CAN	PAPIER NDA
PAPERBOARD	CAN		22		22	CAN	CARTON
BLOG. PAPER AND BOARD	CAN		90		90	CAN	PLAQ. CONSTR., PAP/CART.
WET MACHINE BOARD	CAN		131		131	CAN	CARTON EN PATE PRESSE
TEXTILE FAB. MTL NES	CAN		29		29	CAN	CUVR. EN MAT. TEXT. NDA
OILS, FATS, WAXES NES	CAN		2		2	CAN	HUIL. MAT. GRAS. CIRE NDA
METALLIC SALTS	CAN	19,937	53,363		73,300	CAN	SELS METALLIQUES
INORGANIC CHEMS. NES	GREEK		6,000		6,000	GRECC	PROD. CHIM. INORG. NDA
	CAN	6,000	18,720		24,720	CAN	
	U S A		18,772		18,772	E-U	
COMMODITY TOTAL		6,000	43,492		49,492		TOTAL DE MARCHANDISE
GLYCOL	CAN	9			9	CAN	GLYCOL
ORGANIC CHEMICALS NES	CAN	9,365	539		9,904	CAN	PROD. CHIM. ORGAN. NDA
	U S A		2,500		2,500	E-U	
COMMODITY TOTAL		9,365	3,039		12,404		TOTAL DE MARCHANDISE
AGRICULTURAL CHEMICALS	CAN		13		13	CAN	PROD. CHIM. AGRICOLES
PLASTIC MATERIALS	CAN		244		244	CAN	MATIERES PLASTIQUES
DYESTUFF, PIGMENT, PAINT	CAN	1	35		36	CAN	MAT. COLOR. PIG. PEINTURE
CHEM. SPECIALTIES NES	CAN	23	155		178	CAN	PROD. CHIM. SPECIAUX NDA
GASOLINE	CAN	58			58	CAN	ESSENCE
	U S A		1,300		1,300	E-U	
COMMODITY TOTAL		58	1,300		1,358		TOTAL DE MARCHANDISE
FUEL OIL	CAN		12,322		12,322	CAN	MAZOUT
	U S A		580		580	E-U	
COMMODITY TOTAL			12,902		12,902		TOTAL DE MARCHANDISE
LUBRICATING OIL, GREASE	CAN	83	2		85	CAN	HUILE, GRAISSE LUBRIF.
	U S A		9,690		9,690	E-U	
COMMODITY TOTAL		83	9,692		9,775		TOTAL DE MARCHANDISE
COKE	GREEK	4,200			4,200	GRECC	COKE
	LIBER	24,185			24,185	LIBER	
	CAN	303,494	89,835		393,329	CAN	
	OTHER	5,191			5,191	AUTRE	
COMMODITY TOTAL		337,070	89,835		426,905		TOTAL DE MARCHANDISE

TABLE 2. CARGOES UNLOADED AT CANADIAN PORTS FROM FOREIGN COUNTRIES.

TABLEAU 2. MARCHANDISES DECHARGEES DANS LES PORTS CANADIENS EN PROVENANCE DE PAYS ETRANGERS.

COUNTRY OF ORIGIN AND KIND OF CARGO	REGISTRY OF VESSEL	ATLANTIC ATLANTIQUE	GREAT LAKES GRANDS LACS	PACIFIC PACIFIQUE	TOTAL TOTAL	IMMATIC. DU NAVIRE	PAYS D'ORIGINE ET MARCHANDISE
U S GRT. LAKES CONT.							E-U GR. LACS SUITE
COAL TAR,PITCH	CAN	19,411			19,411	CAN	GOUCRON,BRAI DE BOUIL.
PETROL.COAL PROD.NES	CAN		84		84	CAN	CERIVE PETR.CHARB.NDA
	U S A		25,508		25,508	E-U	
COMMODITY TOTAL			25,592		25,592		TOTAL DE MARCHANDISE
PRIMARY IRON,STEEL NES	DENMK	11,990			11,990	DANMK	FER,ACIER PRIMAIR.NDA
	CAN	16,584	68		16,652	CAN	
COMMOOITY TOTAL		28,574	68		28,642		TOTAL DE MARCHANDISE
CASTINGS,FORGINGS	CAN		76		76	CAN	MCUL.PIECES FORGEES
BAR AND RODS,STEEL	CAN		2,262		2,262	CAN	BARRES ET TIGES ACIER
PLATE & SHEET STEEL	CAN		72,689		72,689	CAN	TOLES,FEUILLES DACIER
	U S A		12,007		12,007	E-U	
COMMODITY TOTAL			84,696		84,696		TOTAL DE MARCHANDISE
STRUCTURAL SHAPES	CAN		1,682		1,682	CAN	PROFILES DE CONSTRUCT.
RAILS & TRACK MATERIAL	NORW	3,056			3,056	NORW	RAILS,MAT.VOIE FERREE
	CAN	4,263			4,263	CAN	
COMMODITY TOTAL		7,319			7,319		TOTAL DE MARCHANDISE
PIPES,TUBES:IRON,STEEL	CAN	17	92		109	CAN	TUYAUX,TUBES:FER,ACIER
WIRE	CAN	2			2	CAN	FIL METALLIQUE
ALUMINUM	CAN		174		174	CAN	ALUMINIUM
NON-FERROUS METALS NES	CAN		28		28	CAN	METAUX NON-FERREUX NDA
METAL FAB.BASIC PROD.	CAN		454		454	CAN	OUVR.DE BASE EN METAL
BRICKS,TILES NES	CAN		21		21	CAN	BRIQUEES,TUILES NDA
GLASS BASIC PRODUCTS	CAN		151		151	CAN	OUVR.DE BASE EN VERRE
CEMENT	U S A		59,360		59,360	E-U	CIMENT
CEMENT BASIC PROD.	CAN		4		4	CAN	OUVR.DE BASE CIMENT
LIME	CAN		40		40	CAN	CHAUX
NON-MET.MIN.BASIC PROD	CAN		81		81	CAN	PROD.MIN.NON-MET.BASE
TRACTORS	CAN		1		1	CAN	TRACTEURS
MACHINERY NES	CAN		1,198		1,198	CAN	MACHINES NDA
PASS.AUTOS AND CHASSIS	CAN		28		28	CAN	VECTURES PART.,CHASSIS
TRUCKS AND CHASSIS	CAN	6	76		82	CAN	CAMIONS ET CHASSIS
MOTCR VEHICLE ENGINES	CAN		2,203		2,203	CAN	MCTEURS DE VEH.AUTOM.
ROAD MOTOR VEH. NES	CAN	17	28		45	CAN	VEH.AUTCM.ROUTIERS NDA
SHIPS,AIRCRAFT,MIS.VEH	CAN		1		1	CAN	NAVIRES,AVIONS,VEH.DIV
RUBBER TIRES AND TUBES	CAN		49		49	CAN	PNEUS, CHAMBRES A AIR
EQUIPMENT MISC.	CAN		946		946	CAN	MATERIEL DIVERS
PERSONAL,HSEHOLD GOODS	CAN		362		362	CAN	ART.PERS.ET MENAGERS
CONTAINERS,CLOSURES	CAN		52		52	CAN	CONTENEURS,FERMETURES
MISC. END PRODUCTS NES	CAN		187		187	CAN	PRODUITS FINIS DIV.NDA
GENERAL CARGO	CAN	434	74		508	CAN	MARCHANDISES DIVERSES
CONTAINERIZED FREIGHT	U K	11,505			11,505	R U	FRET CONTENEURESE
	OTHER	7,153			7,153	AUTRE	
COMMODITY TOTAL		18,658			18,658		TOTAL DE MARCHANDISE
COUNTRY/REGION TOTAL		4,767,219*	19,760,566*		24,527,785*		TOTAL DE PAYS/REGION
U S ATL.& GULF							E-U ATL.&GOLFE
MEAT,FRESH OR FROZEN	OTHER	165			165	AUTRE	VIANDE,FRAICHE / CONG.
FISH,FRESH OR FROZEN	CAN	203			203	CAN	POISSON,FRAIS OU CONG.
	U S A	2			2	E-U	
COMMODITY TOTAL		205			205		TOTAL DE MARCHANDISE
FISH,CANEO	CAN	209			209	CAN	POISSON EN BOITES
	U S A	1,687			1,687	E-U	
COMMODITY TOTAL		1,896			1,896		TOTAL DE MARCHANDISE
SHELL FISH,NES	CAN	24			24	CAN	MOLLUSQUES CRUST.,NDA
	U S A	16			16	E-U	
COMMODITY TOTAL		40			40		TOTAL DE MARCHANDISE
DAIRY PROD.EGGS,HCNEY	OTHER	3			3	AUTRE	PROD.LAIT.,OEUF,MIEL
CEREALS UNMILLED,NES	OTHER	40			40	AUTRE	CEREALES NON MOUL.,NDA
CEREALS MILLED,NES	OTHER	20			20	AUTRE	CEREALES MOULUES,NDA
BAKERY PROD.INC.FROZEN	OTHER	1			1	AUTRE	PROD.BOUL.,PROD.CONG.
VEGETABLES, DRIED	OTHER	16			16	AUTRE	LEGUMES, SECS
VEGETABLE PREP.NES	CAN	101			101	CAN	PREP. DE LEGUMES NDA
MOLASSES, REFINED	U S A		6,705		6,705	E-U	MELASSE,RAFFINEE
SUGAR PREPARATIONS	OTHER	451			451	AUTRE	PREP. A BASE DE.SUCRE
MISC.FOOD PREP.NES	CAN	12			12	CAN	DIV.PREP.ALIM.NDA
	U S A	25			25	E-U	
COMMOOITY TOTAL		37			37		TOTAL DE MARCHANDISE
NON-ALCOHOLIC BEVERAGE	U S A	29			29	E-U	BOISSONS NON-ALCCOLIQ.
WINES	OTHER	3			3	AUTRE	VINS
DIST.ALCOHOLIC BEV.	OTHER	24			24	AUTRE	BOISS.ALCCOL.DIST.
RAW HIDES AND SKINS	OTHER	7			7	AUTRE	PEAUX ET CUIRS BRUT
SEEDS FOR SOWING NES	OTHER	23			23	AUTRE	GRAINES DE SEMENCE NDA
BOLTS,ROUND TIMBER	DENMK	1,200			1,200	DANMK	BILLETS,BOIS RONDS
	OTHER	2,673			2,673	AUTRE	
COMMODITY TOTAL		3,873			3,873		TOTAL DE MARCHANDISE
TEXTILE FIBRES NES	U K	13			13	R U	FIBRES TEXTILES NDA
ALUMINA,BAUXITE ORES	GREEK	74,547			74,547	GREQQ	MINERAIS ALUMINE,BAUX.
	NETH	18,555			18,555	P.BAS	
	LIBER	79,820			79,820	LIBER	
	PANAM	43,142			43,142	PANAM	
COMMODITY TOTAL		216,064			216,064		TOTAL DE MARCHANDISE
MANGANESE ORE	GREEK	29,109			29,109	GREQQ	MINERAI DE MANGANESE
	NORW	7,715			7,715	NORV	
	OTHER	17,292			17,292	AUTRE	
COMMODITY TOTAL		54,116			54,116		TOTAL DE MARCHANDISE

TABLE 2. CARGOES UNLOADED AT CANADIAN PORTS FROM FOREIGN COUNTRIES.

TABLEAU 2. MARCHANDISES DECHARGEES DANS LES PORTS CANADIENS EN PROVENANCE DE PAYS ETRANGERS.

COUNTRY OF ORIGIN AND KIND OF CARGO	REGISTRY OF VESSEL	ATLANTIC ATLANTIQUE	GREAT LAKES GRANDS LACS	PACIFIC PACIFIQUE	TOTAL TOTAL	IMMATIC. DU NAVIRE	PAYS D'ORIGINE ET MARCHANDE
U S ATL.& GULF CONT. COAL,BITUMINOUS	NORW LIBER CAN OTHER	8,289 21,823 28,836 16,045			8,289 21,823 28,836 16,045	NORV LIBER CAN AUTRE	E-U ATL.&GOLFE SUITE CHARBON BITUMINEUX
COMMODITY TOTAL COAL, NES	U K GREEK NORW LIBER PANAM CAN OTHER	17,800 24,621 7,143 27,609 22,846 185,813 39,074			17,800 24,621 7,143 27,609 22,846 185,813 39,074	R U GRECC NORV LIBER PANAM CAN AUTRE	TOTAL DE MARCHANDE CHARBON, NOA
COMMODITY TOTAL STONE,CRUDE NES FLUCRSPAR	OTHER NORW PANAM	55 22,884		7,633 7,633	55 22,884 7,633	AUTRE NORV PANAM	TOTAL DE MARCHANDE PIERRE BRUTE NOA SPATH FLUOR
COMMODITY TOTAL PHOSPHATE ROCK	U K NORW SWEDN LIBER CAN OTHER	22,884 10,539 12,883 735,295 28,791 25,749		84,659 215,417 33,184 22,662	22,884 10,539 12,883 735,295 28,791 25,749	R U NORV SUECE LIBER CAN AUTRE	TOTAL DE MARCHANDE ROCHE PHOSPHATEE
COMMODITY TOTAL SALT	OTHER GER	3 5,600			3 5,600	AUTRE ALL	TOTAL DE MARCHANDE SEL
SULPHUR IN CRES	CAN OTHER	15,058 2,959			15,058 2,959	CAN AUTRE	SOUFRE EN MINERAL
COMMODITY TOTAL RAILWAY TIES	GREEK OTHER	23,617 1,846			23,617 1,846	AUTRE GRECC	TOTAL DE MARCHANDE TRAVERSES DE CH. FER
SHINGLES AND SHAKES	OTHER	116			116	AUTRE	BARDEAUX,BARD.FACADE
PAPER NES	OTHER	77			77	AUTRE	PAPIER NDA
CORCAGE,TWINE,ROPE	OTHER	2			2	AUTRE	CORDAGE,FICELLE,CORDE
VEG.OILS,FATS NES	OTHER	20			20	AUTRE	HUIL.MAT.GRAS.VEG.NDA
SULPHURIC ACID	U K	40,699			40,699	R U	ACIDE SULFURIQUE
METALLIC SALTS	NORW CAN OTHER	7,200 5,216 5,347			7,200 5,216 5,347	NORV CAN AUTRE	SELS METALLIQUES
COMMODITY TOTAL INORGANIC CHEMS. NES	U K NORW LIBER CAN	17,763 16,548 51,963 35,617 33,959		1,624	17,763 16,548 51,963 35,617 33,959	R U NORV LIBER CAN	TOTAL DE MARCHANDE PROD.CHIM.INORG.NDA
COMMODITY TOTAL GLYCOL	U S A	138,087		1,624	138,087	E-U	TOTAL DE MARCHANDE GLYCOL
ORGANIC CHEMICALS NES	NORW LIBER JAPAN PANAM U S A OTHER	2,500 9,489 26,107 3,302 1,200 27	8,708		2,500 9,489 26,107 3,302 1,200 27	NORV LIBER JAPON PANAM E-U AUTRE	PROD.CHIM.ORGAN.NDA
COMMODITY TOTAL FERTILIZERS NES	GER GREEK LIBER OTHER	38,925 12,023 5,196 12,117	9,908 14,723		38,925 12,023 5,196 12,117	ALL GRECC LIBER AUTRE	TOTAL DE MARCHANDE ENGRAIS CHIMIQUE NDA
COMMODITY TOTAL PLASTIC MATERIALS	OTHER	29,336	54,250		29,336 54,250	AUTRE	TOTAL DE MARCHANDE MATIERES PLASTIQUES
LUBRICATING OIL,GREASE	NORW LIBER U S A OTHER	8 3,859 1,281 6,630		3,983 9,385	8 3,859 1,281 6,630	NORV LIBER E-U AUTRE	HUILLE,GRAISSE LUBRIF.
COMMODITY TOTAL COKE	OTHER U K GREEK SWEDN LIBER PANAM OTHER	11,770 33,600 37,908 13,865 65,324 62,473 11,746	13,368		11,770 33,600 37,908 13,865 65,324 62,473 11,746	R U GRECC SUECE LIBER PANAM AUTRE	TOTAL DE MARCHANDE CCKE
COMMODITY TOTAL ASPHALTS,ROAD OILS	OTHER U S A	224,916 41			224,916 41	AUTRE E-U	TOTAL DE MARCHANDE ASPHALTE,BITUME LIQC.
PETROL,COAL PRDC.NES	LIBER	71	7,559		71 7,559	LIBER	CERIVE PETR.CHARR.NDA
CASTINGS,FORGINGS	CAN	700			700	CAN	MOUL.PIECES FORGEES
BARS AND RODS,STEEL	OTHER	5,240 5,940			5,240 5,940	AUTRE	BARRES ET TIGES ACIER
COMMODITY TOTAL PLATE & SHEET STEEL	CAN	700	19,931		700 19,931	CAN	TOTAL DE MARCHANDE TOLES,FEUILLES DACIER
STRUCTURAL SHAPES	CAN OTHER	474 77			474 77	CAN AUTRE	PROFILES DE CONSTRUCT.
COMMODITY TOTAL RAILS & TRACK MATERIAL	OTHER DENMK CAN	551 1,821 1,545			551 1,821 1,545	AUTRE DANMK CAN	TOTAL DE MARCHANDE RAILS,MAT.VOIE FERREE
COMMODITY TOTAL COPPER AND ALLOYS	U K	3,366			3,366	R U	TOTAL DE MARCHANDE CUIVRE ET ALLIAGES
METAL FAB.BASIC PRDC.	OTHER	1,112			1,112	AUTRE	OUVR.DE BASE EN METAL
GLASS,BASIC PRODUCTS	OTHER	3 2			3 2	AUTRE AUTRE	OUVR.DE BASE EN VERRE

TABLE 2. CARGOES UNLOADED AT CANADIAN PORTS FROM FOREIGN COUNTRIES.

TABLEAU 2. MARCHANDISES DECHARGEES DANS LES PORTS CANADIENS EN PROVENANCE DE PAYS ETRANGERS.

COUNTRY OF ORIGIN AND KIND OF CARGO	REGISTRY OF VESSEL	ATLANTIC ATLANTIQUE	GREAT LAKES GRANDS LACS	PACIFIC PACIFIQUE	TOTAL TOTAL	IMMATIC. OU NAVIRE	PAYS D'ORIGINE ET MARCHANDISE
U S ATL.& GULF CONT.							E-U ATL.& GOLFE SUITE
CEMENT	UTHER	4			4	AUTRE	CIMENT
MACHINERY NES	SWEDN	23			23	SUEDE	MACHINES NOA
	LIBER	23			23	LIBER	
	CAN	711			711	CAN	
	OTHER	67			67	AUTRE	
COMMODITY TOTAL		824			824		TOTAL DE MARCHANDISE
SHIPS,AIRCRAFT,MIS.VEH	OTHER			24	24	AUTRE	NAVIRES,AVIONS,VEH.DIV
EQUIPMENT MISC.	GER	116			116	ALL	MATERIEL DIVERS
	OTHER	4			4	AUTRE	
COMMODITY TOTAL		120			120		TOTAL DE MARCHANDISE
PERSONAL,HSEHCLD GOODS	OTHER	23			23	AUTRE	ART.PERS.ET MENAGERS
CONTAINERS,CLOSURES	U K	667			667	R U	CCNTENEURS,FERMETURES
	GER	255			255	ALL	
	GREEK	271			271	GREQC	
	NORW	1,479			1,479	NORV	
	SWEDN	1,189			1,189	SUEDE	
	LIBER	586			586	LIBER	
	CAN	1,429			1,429	CAN	
	OTHER	70			70	AUTRE	
COMMODITY TOTAL		5,946			5,946		TOTAL DE MARCHANDISE
MISC. END PRODUCTS NES	OTHER	6			6	AUTRE	PRODUITS FINIS DIV.NDA
GENERAL CARGO	OTHER	137			137	AUTRE	MARCHANDISES DIVERSES
CONTAINERIZED FREIGHT	GER	21,331			21,331	ALL	FRET CONTENEURESE
	JAPAN	52			52	JAPON	
	OTHER	5,252			5,252	AUTRE	
COMMODITY TOTAL		26,635			26,635		TOTAL DE MARCHANDISE
COUNTRY/REGION TOTAL		2,088,388*	119,354*	640,895*	2,848,637*		TOTAL DE PAYS/REGION
GRAND TOTAL		40,611,657**	20,742,748**	5,575,811**	66,930,216**		TOTAL GLOBAL

TABLE 3. CARGOES LOADED AT CANADIAN PORTS FOR FOREIGN COUNTRIES, BY COMMODITY AND GEOGRAPHIC AREA.

TABLEAU 3. MARCHANDISES CHARGÉES DANS LES PORTS CANADIENS AUX PAYS ÉTRANGERS, PAR MARCHANDISE ET RÉGION GÉOGRAPHIQUE.

COMMODITY	ATLANTIC ATLANTIQUE	GREAT LAKES GRANDS LACS	PACIFIC PACIFIQUE	TOTAL TOTAL	MARCHANDISES
CATTLE	1,615			1,615	BOVINS
LIVE ANIMALS, NES	428	5		433	ANIMAUX VIVANTS, NDA
MEAT, FRESH OR FROZEN	11,923	17	1,531	13,471	VIANDE, FRAICHE / CONG.
MEAT, CURED	1,637			1,637	VIANDE FUMÉE DU SALEE
MEAT AND MEAT PREP. NES	1,307	23	97	1,427	VIANDES ET PREP. NDA
FISH, FRESH OR FROZEN	54,485		10,396	64,481	POISSON, FRAIS OU CONG.
FISH, SALTED OR CURED	8,298		75	8,373	POISSON, SALE OU FUME
FISH, CANNED	3,454		2,743	6,197	POISSON EN BOITES
LOBSTER	147			147	HOMARD
SHELL FISH, NES	651		992	1,643	MOLLUSQUES CRUST., NDA
CHEESE	1,581			1,581	FROMAGE
MILK POWDER	57,170		86	57,256	LAIT EN POWDRE
DAIRY PROD. EGGS, HONEY	1,194		66	1,260	PRD. LAIT., OEUFS, MIEL
BARLEY	1,734,922	332,949	911,243	2,979,114	ORGE
CORN	1,241,598			1,241,598	MAIS
OATS	92,890	21,051		113,941	AVOINE
RYE	104,475	30,670	32,514	167,659	SEIGLE
WHEAT	7,721,293	701,047	4,903,013	13,325,353	BLE
CEREALS UNMILLED, NES			12,068	12,068	CEREALES NON MOUL., NDA
CORN MEAL AND FLOUR	177			177	SEMoule, FARINE DE MAIS
MALT AND MALT FLOUR	28,241	6,001	18,845	53,087	MALT ET FARINE DE MALT
WHEAT FLOUR	315,172	5	25,526	340,703	FARINE DE BLE
CEREALS MILLED, NES	537	23	37	597	CEREALES MOULUES, NDA
BAKERY PROD. INC. FROZEN	21		1	22	PRD. BOUL., PRD. CONG.
MACARONI, CEREAL PROD.	484		2	486	PATES ALIM. PROD. CEREAL
APPLES	187		1,092	1,279	POMMES
FRESH FRUITS, BERRIES	1,031	171	217	1,419	FRUITS, BAIES FRAIS
FROZEN FRUITS, BERRIES	203		16	219	FRUITS, BAIES CONGÉLÉS
FRUIT JUICES	42		92	134	JUS DE FRUIT
FRUIT, PRES. NOT CANNED	31		120	151	CONS. FRUITS NON BOITE
FRUITS, PREP. CANNED	290	18	71	379	FRUITS PREP. EN BOITE
POTATOES	43,196		10	43,206	POMMES DE TERRE
VEGETABLES, FRESH	2,641		21	2,662	LEGUMES, FRAIS
VEGETABLES, FROZEN	7,789		584	8,373	LEGUMES, CONGÉLÉS
VEGETABLES, DRIED	15,393		536	15,929	LEGUMES, SECS
VEGETABLE PREP. NES	2,402	10	207	2,619	PREP. DE LEGUMES NDA
SUGAR, NES	37,940	20	449	38,409	SUCRE, NDA
MOLASSES, REFINED	110			110	MELASSE, RAFFINÉE
SYRUP	13			13	SIROP
SUGAR PREPARATIONS	9	47	9	65	PREP. A BASE DE SUCRE
SPICES	176		77	253	ÉPICES
SAUSAGE SKINS, CASINGS	57		10	67	BOYAUX A SAUCISSES
MISC. FOOD PREP. NES	6,529	45	517	7,091	DIV. PREP. ALIM. NDA
HAY, FORAGE, STRAW	2,000			2,000	FOIN, FOURRAGE, PAILLE
HULLS, SCREENINGS, CHAFF	319	15,901	46,072	62,292	ÉCOURURES, CRIBLURES, BAL
BRAN, SHORTS, MIDDINGS	10		10,099	10,109	SON, ISSUES DE CEREALES
GROUND CEREALS NES	13,517	B	1,579	15,104	CEREALES MOULUES NDA
SOYA. OIL MEAL, CAKE		91,351	90	91,441	FARINE TOURT. GR. SOYA
OIL SEED MEAL, CAKE NES	132	644	2,420	3,196	FAR. TOURT. OLEAG. NDA
FEEDS, VEGETABLE ORIGIN	83,460		58,470	141,930	PRD. D'ORIGINE VEGETALE
FEEDS OF ANIMAL ORIGIN	5,907		887	6,794	PRD. D'ORIGINE ANIMALE
CONC. COMPLETE FEEDS	5,575	151,162	191,515	348,252	CONC., PRD. COMPLETES
NON-ALCOHOLIC BEVERAGE	1,290	37		1,327	BOISSONS NON-ALCOOL. LIQ.
ALE, BEER, STOUT, PORTER	12		360	372	ALE, BIÈRE, STOUT, PORTER
WINES	44	459		503	VINS
DIST. ALCOHOLIC BEV.	638	5,230	165	6,033	BOISS. ALCOOL. DIST.
CIGARETTES	24			24	CIGARETTES
TOBACCO NES	321			321	TABACS NDA
RAW HIDES AND SKINS	19,199	402	430	20,031	PEAUX ET CUIRS BRUT
CRUDE ANIMAL PROD. NES	1,461	2,112		3,573	PR. BRUTS ORIG. ANIM. NDA
SEEDS FOR SOWING NES	14,643		668	15,311	GRAINES DE SEMENCE NDA
FLAXSEED	98,576	178,074	103,122	379,772	GRAINE DE LIN
MUSTARD SEED	137	28,909	26,568	55,614	GRAINE DE MOUTARDE
RAPESEED	1,778	56,966	705,491	764,235	GRAINE DE COLZA
SOYA BEANS	520,383	4,480		524,863	GRAINE DE SOYA
DIL SEEDS, NUTS NES	7,253	14,533	1,719	23,505	GRAINES, NOIX OLEAG. NDA
NURSERY, GREENHOUSE STOCK	117			117	PRD. PÉPINIÈRE, SERRE
RUBBER, ALLIED GUMS, NAT	245			245	CAOUTCHOUC GOMMES NDA
CRUDE VEG. PROD. NES	21	12	8	41	PR. BRUTS ORIG. VEG. NDA
LOGS	95	1,331	292,950	294,376	BILLES
BOLTS, ROUND TIMBER			5,020	5,020	BILLOTS, BOIS ROUNDS
PULPWOOD	106,802	1,933	593,955	702,690	BOIS A PATE
CRUDE WOOD MTL. NES	50	78	591	719	MATIÈRES BOIS BRUT NDA
TEXTILE FIBRES NES	696	70	550	1,316	FIBRES TEXTILES NDA
COPPER ORE AND CONC.	26,421		1,044,383	1,070,804	MINÉRAI, CONC. CUIVRE
IRON ORE AND CONC.	35,173,042	4,257,019	1,256,785	40,686,846	MINÉRAI, CONC. DE FER
LEAD ORE AND CONC.	63,807		88,565	152,372	MINÉRAI, CONC. DE PLOMB
MANGANESE ORE	39,644			39,644	MINÉRAI DE MANGANESE

TABLE 3. CARGOES LOADED AT CANADIAN PORTS FOR FOREIGN COUNTRIES, BY COMMODITY AND GEOGRAPHIC AREA.

TABLEAU 3. MARCHANDISES CHARGÉES DANS LES PORTS CANADIENS AUX PAYS ÉTRANGERS, PAR MARCHANDISE ET RÉGION GÉOGRAPHIQUE.

COMMODITY	ATLANTIC ATLANTIQUE	GREAT LAKES GRANDS LACS	PACIFIC PACIFIQUE	TOTAL TOTAL	MARCHANDISES
NICKEL-COPPER ORE	94,490			94,490	MINER.DE CUIVRE-NICKEL
TITANIUM ORE	750,142			750,142	MINERAI DE TITANE
ZINC ORE AND CONC.	1,052,443		261,435	1,313,878	MINERAI, CONC. DE ZINC
ORES AND CONC.NES	13,697	11,436	30,967	56,100	MINERAIS ET CONC.NDA
IRON AND STEEL SCRAP	30,286	11,897	1,091	43,274	DECHETS DE FER, DACIER
NON-FERROUS MET.SCRAP	1,315	877	502	2,694	DECHETS METAL.NON FER.
SLAG,GROSS,BY-PRODUCTS	781,056	862		781,918	POUS.GUEUL.SCOR.PRDD.
COAL,BITUMINOUS	26,486	89,890	9,251,924	9,368,300	CHARBON BITUMINEUX
CRUDE PETROLEUM	279,572		1,476,514	1,756,086	PETROLE BRUT
ASBESTOS	504,748	201	78,350	583,299	AMIANTE
BENTONITE	20			20	BENTONITE
DOLOMITE		1,400,688		1,400,688	DOLOMITE
CLAY MATERIALS NES	913			913	MATIERES ARGIL.NDA
SAND AND GRAVEL		11,000	88,400	99,400	SABLE ET GRAVIERS
LIMESTONE			970,096	970,096	PIERRE CALCAIRE
STONE,CRUDE NES	2,035	77,228	1	79,264	PIERRE BRUTE NDA
BARYTES,NATURAL	34,297			34,297	BARYTINE NATURELLE
FLUORSPAR	31,016			31,016	SPATH FLUOR
GYPSUM	5,695,838		17,887	5,713,725	GYPSE
SALT	2,698	1,113,497	541	1,116,736	SEL
SULPHUR IN ORES	68,415	84,570	2,307,178	2,460,163	SOUFRE EN MINERAI
CRUDE NON-MET.MIN.NES	57,897	3,421	40,608	101,926	MIN.NON-MET.BRUTS NDA
COTTON,TEXTILE WASTE	3,328	185	551	4,064	DECHETS DE COTON,TEXT.
HOGGEO FUEL, WOOD			109,400	109,400	BOIS DE CHAUFFAGE
WASTE AND SCRAP NES	18,371	89	66,798	85,258	DECHETS ET REBUTS NDA
LEATHER	77	23		100	CUIR
RUBBER FAB.MATERIALS	727	316	120	1,163	DEMI-PROD.CADUTCHOUQ
LUMBER AND TIMBER	204,701	15,315	3,537,023	3,757,039	BOIS DOEUVRE ET CHARP.
SHINGLES AND SHAKES	349		5,022	5,371	BARDEAUX, BARD. FACADE
SAWMILL PRODUCTS NES	33	158		191	SCIAGES NOA
VENEER,PLYWOOD	12,697	40	175,852	188,589	PLACAGES,CONTRE-PLAQ.
COOPERAGE STOCK	593			593	DEMI-PROD.TONNELLERIE
WOOD FAB.MATERIALS	821	4,800	1,585	7,206	DEMI-PRODUITS EN BOIS
PULP	673,297	117,112	2,213,390	3,003,799	PATE
NEWSPRINT PAPER	2,121,412	77,886	1,013,018	3,212,316	PAPIER JOURNAL
PAPER NES	35,730	5,564	69,400	110,694	PAPIER NDA
PAPERBOARD	198,617	99	199,991	398,707	CARTON
REGD.PAPER AND BOARD	4,992		9,994	14,986	PLAQ.CONSTR.,PAP/CART.
WET MACHINE BOARD	334	23		357	CARTON EN PATE PRESSE
CORDAGE,TWINE,ROPE	42	12	10	64	CORDAGE,FICELLE,CORDE
JUTE WOVEN FABRICS			1,531	1,531	TISSUS DE JUTE
TEXTILE FAB.MTL NES	3,861	518	340	4,719	OUVR.EN MAT.TEXT.NDA
ANIMAL OILS,EXC.MARINE	44,594	13,321	34,142	92,057	HUIL.ANIM.SAUF AN.MAR.
FISH,MARINE ANIMAL OIL	5,043			5,043	HUIL.DE POISSON,AN.MAR
SOYABEAN OIL		21,731		21,731	HUIL.E DE SOYA
VEG.OILS,FATS NES	3,236	392	9,331	12,959	HUIL.MAT.GRAS.VEG.NDA
OILS,FATS,WAXES NES	2,871	856	6,521	10,248	HUIL.MAT.GRAS.CIRE NDA
SULPHURIC ACID	147,526			147,526	ACIDE SULFURIQUE
METALLIC SALTS	6,149	157	2,760	9,066	SELS METALLIQUES
INORGANIC CHEMS. NES	54,078	1,356	28,551	83,985	PROD.CHIM.INORG.NOA
GLYCOL	48			48	GLYCOL
ORGANIC CHEMICALS NES	66,157	59,445	4,901	130,503	PROD.CHIM.ORGAN.NDA
EXPLOS., FUSES, CAPS	5,558		1,570	7,128	EXPLOS.,AMORCES, OET.
POTASH	1,163	21,583	1,919,713	1,942,519	POTASSE
FERTILIZERS NES	132,409	162	144,556	277,127	ENGRAIS CHIMIQUE NDA
AGRICULTURAL CHEMICALS	202	824	146	1,172	PROD.CHIM.AGRICOLES
SYNTHETIC RUBBER	5,480	11,352		16,832	CAOUTCHOUC SYNTHETIQUE
PLASTIC MATERIALS	7,490	8,904	7,648	24,042	MATIERES PLASTIQUES
DYESTUFF,PIGMENT,PAINT	1,368	50	59	1,477	MAT.COLOR.PIG.PEINTURE
CHEM.SPECIALTIES NES	3,831	3,333	256	7,420	PROD.CHIM.SPECIAUX NDA
GASOLINE	44,529		100,857	145,386	ESSENCE
FUEL OIL	4,457,414	977,792	163,225	5,598,431	MAZOUT
LUBRICATING OIL,GREASE	962	370	575	1,907	HUILE,GRAISSE LUBRIF.
COKE	155,346	45,947	142,345	343,638	COKE
ASPHALTS,ROAD OILS	41,440	3		41,443	ASPHALTE,BITUME LIQD.
COAL TAR,PITCH	7,042		22	7,064	GOUDRON,BRAI DE BOUIL.
PETROL.COAL PROD.NES	527,216	38,438	183,259	748,913	DERIVE PETR.CHARB.NDA
FERRO-ALLOYS	12,113	83	9	12,205	FERRO-ALLIAGES
PIG IRON	400,702	49,178		449,880	FER EN GUEUSE
PRIMARY IRON,STEEL NES	78,731	108,381	35	187,147	FER,ACIER PRIMAIR.NDA
CASTINGS,FORGINGS	435	3,187	65	3,687	MOUL.PIECES FORGEES
BAR AND RODS,STEEL	11,140	10,324	106	21,570	BARRES ET TIGES ACIER
PLATE & SHEET STEEL	85,854	66,694	909	153,457	TOLES,FEUILLES DACIER
STRUCTURAL SHAPES	36,559	15,156	2,875	54,590	PROFILES DE CONSTRUCT.
RAILS & TRACK MATERIAL	37,544	1,718	1,247	40,509	RAILS,MAT.VOIE FERREE
PIPES,TUBES:IRON,STEEL	6,811	27,730	4,184	38,725	TUYAUX,TUBES:FER,ACIER
WIRE	1,687	1,122	1,358	4,167	FIL METALLIQUE
ALUMINUM	163,617	1,425	153,585	318,627	ALUMINIUM

TABLE 3. CARGOES LOADED AT CANADIAN PORTS FOR FOREIGN COUNTRIES, BY COMMODITY AND GEOGRAPHIC AREA.

TABLEAU 3. MARCHANDISES CHARGEES DANS LES PORTS CANADIENS AUX PAYS ETRANGERS, PAR MARCHANDISE ET REGION GEOGRAPHIQUE.

COMMODITY	ATLANTIC ATLANTIQUE	GREAT LAKES GRANDS LACS	PACIFIC PACIFIQUE	TOTAL TOTAL	MARCHANDISES
COPPER AND ALLOYS	45,562	1,481	418	47,461	CUIVRE ET ALLIAGES
LEAD AND ALLOYS	5,714	195	7,366	13,275	PLOMB ET ALLIAGES
NICKEL AND ALLOYS	14,681	567	1,663	16,911	NICKEL ET ALLIAGES
ZINC AND ALLOYS	13,326	155	21,691	35,172	ZINC ET ALLIAGES
NON-FERROUS METALS NES	8,065	11,469	8,940	28,474	METAUX NON-FERREUX NDA
METAL FAB.BASIC PROD.	8,740	5,648	1,619	16,007	OUVR.DE BASE EN METAL
BUILDING BRICK, CLAY	38		52	90	BRIQ.A BATIR ARGILE
DRAIN TILES,PIPES	214			214	TUILES TUY.DE DRAINAGE
BRICKS,TILES NES	13,199	16	260	13,475	BRIQUES,TUILES NDA
GLASS BASIC PRODUCTS	6,169	4,626	185	10,980	OUVR.DE BASE EN VERRE
ASBESTOS BASIC PROD.	5,972	33	491	6,496	OUVR.DE BASE AMIANTE
CEMENT	289,310	771,579	261,860	1,322,749	CIMENT
CEMENT BASIC PROD.	167		57	224	OUVR.DE BASE CIMENT
LIME	761		2,737	3,498	CHAUX
NON-MET.MIN.BASIC PROD	1,738	392	721	2,851	PROC.MIN.NON-MET.BASE
MISC.FABRICATED PROD.	764	104		868	OUVRAGES DIVERS
TRACTORS	4,394	750	2,563	7,707	TRACTEURS
MACHINERY NES	56,419	9,190	17,431	83,040	MACHINES NDA
RAILWAY ROLLING STOCK	8,424	47	241	8,712	MAT.RDUL.OE CH.DE FER
PASS.AUTOS AND CHASSIS	8,428	41	400	8,869	VOLTURES PART.,CHASSIS
BUSES AND CHASSIS	272			272	AUTOBUS ET CHASSIS
TRUCKS AND CHASSIS	3,172	1,525	1,059	5,756	CAMIONS ET CHASSIS
MOTOR VEHICLE ENGINES	22,193	7,740	205	30,138	MOTEURS DE VEH.AUTOM.
ROAD MOTOR VEH. NES	670	1,727	766	3,163	VEH.AUTOM.ROUTIERS NDA
SHIPS,AIRCRAFT,MIS.VEH	994	143	563	1,700	NAVIRES,AVIONS,VEH.DIV
RUBBER TIRES AND TUBES	1,326	229	83	1,638	PNEUS, CHAMBRES A AIR
EQUIPMENT MISC.	22,088	3,371	5,954	31,413	MATERIEL DIVERS
PERSONAL,HSEHOLD GOODS	7,264	1,122	2,153	10,539	ART.PERS.ET MENAGERS
FIREARMS,AMMUNITION	756		180	936	ARMES A FEU,MUNITIONS
CONTAINERS,CLOSURES	6,974	314	2,897	10,185	CONTENEURS,FERMETURES
MISC. END PRODUCTS NES	13,804	2,395	1,298	17,497	PRODUITS FINIS DIV.NDA
GENERAL CARGO	21,190	1,514	372	23,076	MARCHANDISES DIVERSES
CONTAINERIZED FREIGHT	2,237,902	7,027	383,746	2,628,675	FRET CONTENEURESE
GRAND TOTAL	69,783,339 *	11,254,934 *	35,928,085 *	116,966,358 *	TOTAL GLOBAL

TABLE 4. CARGOES UNLOADED AT CANADIAN PORTS FROM FOREIGN COUNTRIES, BY COMMODITY AND GEOGRAPHIC AREA.

TABLEAU 4. MARCHANDISES DECHARGEES DANS LES PORTS CANADIENS DES PAYS ETRANGERS, PAR MARCHANDISE ET REGION GEOGRAPHIQUE.

COMMODITY	ATLANTIC ATLANTIQUE	GREAT LAKES GRANDS LACS	PACIFIC PACIFIQUE	TOTAL TOTAL	MARCHANDISES
CATTLE	303			303	BOVINS
LIVE ANIMALS, NES	14	2		16	ANIMAUX VIVANTS, NDA
MEAT, FRESH OR FROZEN	4,031		7,745	11,776	VIANDE, FRAICHE / CONG.
MEAT AND MEAT PREP. NES	2,365	356	320	3,041	VIANDES ET PREP. NDA
FISH, FRESH OR FROZEN	9,786	78	137	10,001	POISSON, FRAIS OU CONG.
FISH, SALTED OR CURED	36		1	37	POISSON, SALE OU FUME
FISH, CANNED	2,601		119	2,720	POISSON EN BOITES
LOBSTER	321		1	322	HOMARD
SHELL FISH, NES	2,764	1	301	3,066	MOLLUSQUES CRUST., NDA
BUTTER	8,252		6,975	15,227	BEURRE
CHEESE	670	358	306	1,334	FROMAGE
DAIRY PROD., EGGS, HONEY	435		29	464	PROD. LAIT., OEUF, MIEL
BARLEY	195,863			195,863	ORGE
CORN	1,683,619	377,245		2,060,864	MAIS
OATS	174,590	65,942		240,532	AVCINE
RYE	80,106			80,106	SEIGLE
WHEAT	1,038,525			1,038,525	BLE
CEREALS UNMILLED, NES	40			40	CEREALES NON MOUL., NDA
CORN STARCH			18	18	FECULE DE MAIS
WHEAT FLOUR	669		19	688	FARINE DE BLE
CEREALS MILLED, NES	20		279	299	CEREALES MOULUES, NDA
BAKERY PROD., INC., FROZEN	94	16	32	142	PROD. BOUL., PROD. CONG.
MACARONI, CEREAL PROD.	5,423	47	2,042	7,512	PATES ALIM. PROD. CEREAL
APPLES	3,645		1,304	4,949	POMMES
BANANAS AND PLANTAINS		296	53	349	BANANES ET PLANTAINS
FRESH FRUITS, BERRIES	25,688	297	20,270	46,255	FRUITS, BAIES FRAIS
FROZEN FRUITS, BERRIES	510		61	571	FRUITS, BAIES CONGELES
DRIED FRUITS	3,966	12	500	4,478	FRUITS SECS
FRUIT JUICES	4,378	286	1,209	5,873	JUS DE FRUIT
FRUIT PULP, PUREE	25	28	3	56	PULPE DE FRUIT, PUREE
FRUIT, PRES. NOT CANNED	1,239	816	195	2,250	CONS. FRUITS NDN BOITE
FRUITS, PREP. CANNED	8,759	546	3,794	13,099	FRUITS PREP. EN BOITE
PEANUTS		8		8	CACAHUETES
NUTS, EXC. OIL NUTS NES	2,921	5,155	1,959	10,035	NOIX, SAUF OLEAG. NDA
VEGETABLES, FRESH	629	74	773	1,476	LEGUMES, FRAIS
VEGETABLES, FROZEN	204		51	255	LEGUMES, CONGELES
VEGETABLES, DRIED	400	10,249	142	10,791	LEGUMES, SECS
VEGETABLE PREP. NES	2,797	1,008	1,431	5,236	PREP. DE LEGUMES NDA
RAW SUGAR	643,786	109,859	56,251	809,896	SUCRE BRUT
SUGAR, NES	7,829			7,829	SUCRE, NDA
MOLASSES, CRUDE	122,117	47,824	6,087	176,028	MELASSE, BRUTE
MOLASSES, REFINED		6,705	60	6,765	MELASSE, RAFFINEE
SYRUP	5,626			5,626	SIROP
SUGAR PREPARATIONS	2,763		89	2,981	PREP. A BASE DE SUCRE
COCOA AND CHOCOLATE	4,192	5,223	11	9,426	CACAO ET CHOCOLAT
COFFEE	14,672	483	12,575	27,730	CAFE
TEA	16,093	1,133	1,647	18,873	THE
SPICES	2,055	678	529	3,262	EPICES
VINEGAR	17			17	VINAIGRE
SAUSAGE SKINS, CASINGS			505	505	BOYAUX A SAUCISSES
MISC. FOOD PREP. NES	12,339	5,495	5,313	23,147	DIV. PREP. ALIM. NDA
GROUND CEREALS NES		5		5	CEREALES MOULUES NDA
FEEDS, VEGETABLE ORIGIN	13,038			13,038	PROD. D'ORIGINE VEGETALE
FEEDS OF ANIMAL ORIGIN			19	19	PROD. D'ORIGINE ANIMALE
NDN-ALCOHOLIC BEVERAGE	108	46	19	173	BOISSONS NON-ALCOOLIQ.
ALE, BEER, STOUT, PORTER	104	2,529	164	2,797	ALE, BIERE, STOUT, PORTER
WINES	1,387	6,156	1,088	8,631	VINS
FERM. ALCOHOLIC BEV.	23		25	48	BOISS. ALCOOL. FERMENT.
DIST. ALCOHOLIC BEV.	5,469	10,611	11,280	27,360	BOISS. ALCOOL. DIST.
CIGARETTES	4			4	CIGARETTES
TOBACCO NES	2,079		1	2,080	TABACS NDA
RAW HIDES AND SKINS	52	3,298	1	3,351	PEAUX ET CUIRS BRUT
CRUDE ANIMAL PROD. NES	39		103	142	PR. BRUTS ORIG. ANIM. NDA
SEEDS FOR SOWING NES	115	77	144	336	GRAINES DE SEMENCE NDA
SOYA BEANS	642,382	370,968		1,013,350	GRAINE DE SOYA
OIL SEEDS, NUTS NES	461	124	252	837	GRAINES, NOIX OLEAG. NDA
NURSERY, GREENHOUSE STOCK	716	6	37	759	PROD. PEPINIERE, SERRE
RUBBER, ALLIED GUMS, NAT	30,382	9,262	11,397	51,041	CAOUTCHOUC GOMMES NAT.
CRUDE VEG. PROD. NES	2,323	97	167	2,587	PR. BRUTS ORIG. VEG. NDA
LOGS	91		165,748	165,839	BILLES
BOLTS, ROUND TIMBER	11,653		73	11,726	BILLOTS, BOIS RONDS
PULPWOOD			45,573	45,573	BOIS A PATE
CRUDE WOOD MTL. NES	342	252	48	642	MATIERES BOIS BRUT NDA
WOOL AND ANIMAL HAIR	254	294	181	729	LAIN, POILS DANIMAL
TEXTILE FIBRES NES	8,615	811	2,090	11,516	FIBRES TEXTILES NDA
ALUMINA, BAUXITE ORES	3,295,713		597,571	3,893,284	MINERAIS ALUMINE, BAUX.
COPPER ORE AND CONC.	68,529			68,529	MINERAL, CONC. CUIVRE
IRON ORE AND CONC.	1,378,021	2,042,002		3,420,023	MINERAL, CONC. FER

TABLE 4. CARGOES UNLOADED AT CANADIAN PORTS FROM FOREIGN COUNTRIES, BY COMMODITY AND GEOGRAPHIC AREA.

TABLEAU 4. MARCHANDISES DECHARGEES DANS LES PORTS CANADIENS DES PAYS ETRANGERS, PAR MARCHANDISE ET REGION GEOGRAPHIQUE.

COMMODITY	ATLANTIC ATLANTIQUE	GREAT LAKES GRANDS LACS	PACIFIC PACIFIQUE	TOTAL TOTAL	MARCHANDISES
MANGANESE ORE	316,959		761	317,720	MINERAI DE MANGANESE
NICKEL-COPPER ORE			5,921	5,921	MINERAI DE CUIVRE-NICKEL
TITANIUM ORE	2,688			2,688	MINERAI DE TITANE
IRON AND CONC.NES	61,358	20,386	475	82,219	MINERAIS ET CONC.NOA
IRON AND STEEL SCRAP	12	166	2,000	2,178	DECHETS DE FER, D'ACIER
NON-FERROUS MET.SCRAP	434	101	25	560	DECHETS METAL.NON FER.
SLAG,ROSS,BY-PRODUCTS	24,089	299	14,500	38,888	POUS.GUEUL.SCRG.PROD.
COAL,BITUMINOUS	253,023	12,947,234		13,200,257	CHARBON BITUMINEUX
COAL, NES	324,906			324,906	CHARBON, NDA
CRUDE PETROLEUM	21,143,593	13,174		21,156,767	PETROLE BRUT
ASBESTOS	2,285	1,203	35	3,523	AMIANTE
BENTONITE	202,041			202,041	BENTONITE
CHINA CLAY	33,476			33,476	KAGLIN
CLAY MATERIALS NES	27,228	23,250	251	50,729	MATIERES ARGIL.NDA
SAND AND GRAVEL		440,737	967,148	1,407,885	SABLE ET GRAVIERS
LIMESTONE	23,000	2,909,662		2,932,662	PIERRE CALCAIRE
STONE,CRUDE NES	18,764	191	13	18,968	PIERRE BRUTE NOA
FLUORSPAR	127,364	83,312		210,676	SPATH FLUOR
GYPSUM			64,100	64,100	GYPSE
PHOSPHATE ROCK	820,737		639,247	1,459,984	ROCHE PHOSPHATEE
SALT	235,289	169,199	503,191	907,679	SEL
SULPHUR IN ORES	23,617			23,617	SOUFRE EN MINERAI
CRUDE NON-MET.MIN.NES	11,874	490	695	13,059	MIN.NON-MET.BRUTS NDA
COTTON,TEXTILE WASTE	188	357	42	587	DECHETS DE COTON,TEXT.
WASTE AND SCRAP NES	321	103	239	663	DECHETS ET REBUTS NDA
LEATHER	221	10	239	470	CUIR
RUBBER FAB.MATERIALS	135	113	141	389	DEMI-PROD.CAOUTCHOUC
LUMBER AND TIMBER	33,016	6,398	50,392	89,806	BOIS D'OEUVRE ET CHARP.
FLOORING		84	248	332	LAMES POUR PARQUET
RAILWAY TIES	1,846		3,719	5,565	TRAVERSES DE CH. FER
SHINGLES AND SHAKES	116			116	BARDEAUX,BARD.FACADE
VENEER,PLYWOOD	47,562	9,667	52,120	109,349	PLACAGES,CONTRE-PLAQ.
COPPERAGE STOCK			109	109	DEMI-PROD.TONNELLERIE
WOOD FAB.MATERIALS	13,686	707	9,795	24,188	DEMI-PRODUITS EN BOIS
PULP	5,510	33	56,092	61,635	PATE
PAPER NES	186	29	487	702	PAPIER NDA
PAPERBOARD	1,860	376	17	2,253	CARTON
BLDG.PAPER AND BOARD	11,725	2,075	229	14,029	PLAQ.CONSTR.,PAP/CART.
WET MACHINE BOARD		141		141	CARTON EN PATE PRESSE
CORDAGE,TWINE,ROPE	8,350	6,791	8,964	24,105	CORDAGE,FICELLE,CORDE
JUTE WOVEN FABRICS	20,906	1,759	2,170	24,835	TISSUS DE JUTE
TEXTILE FAB.MTL NES	26,519	1,504	3,365	31,388	OUVR.EN MAT.TEXT.NDA
ANIMAL OILS,EXC.MARINE	122			122	HUIL.ANIM.SAUF AN.MAR.
VEG.OILS,FATS NES	5,545	28,114	161	33,820	HUIL.MAT.GRAS.VEG.NDA
OILS,FATS,WAXES NES	2,979	2,347	2,796	8,122	HUIL.MAT.GRAS.CIRE NDA
SULPHURIC ACID	91,713		100	91,813	ACIDE SULFURIQUE
METALLIC SALTS	55,481	58,372	47,120	160,973	SELS METALLIQUES
INORGANIC CHEMS. NES	242,756	43,729	12,556	299,041	PROD.CHIM.INORG.NDA
GLYCOL	3,695			3,695	GLYCOL
ORGANIC CHEMICALS NES	101,313	22,534	32,755	156,602	PROD.CHIM.ORGAN.NDA
FERTILIZERS NES	29,448	54,250	7	83,705	ENGRAIS CHIMIQUE NDA
AGRICULTURAL CHEMICALS	1,553	302	2,041	3,896	PROD.CHIM.AGRICOLES
SYNTHETIC RUBBER	699		123	822	CAOUTCHOUC SYNTHETIQUE
PLASTIC MATERIALS	2,922	751	1,311	4,984	MATIERES PLASTIQUES
DYESTUFF,PIGMENT,PAINT	472	38	37	547	MAT.COLOR.PIG.PEINTURE
CHEM.SPECIALTIES NES	1,483	930	44	2,457	PROD.CHIM.SPECIALS NDA
GASOLINE	4,193	1,300		5,493	ESSENCE
FUEL OIL	2,920,995	73,551	514,797	3,509,343	MAZOUT
LUBRICATING OIL,GREASE	21,789	37,328	21	59,138	HUILE,GRAISSE LUBRIF.
COKE	757,955	136,683	11,982	906,620	COKE
ASPHALTS,ROAD OILS	194			194	ASPHALTE,BITUME LIQD.
COAL TAR,PITCH	19,472		52,016	71,488	Goudron,Brai de Bouill.
PETROL.COAL PROD.NES	2,324	33,160	7,912	43,396	DERIVE PETR.CHARB.NDA
FERRO-ALLOYS	73,731	846	338	74,915	FERRO-ALLIAGES
PRIMARY IRON,STEEL NES	49,518	9,674	8,270	67,462	FER,ACIER PRIMAIR.NDA
CASTINGS,FORGINGS	8,629	1,536	4,259	14,424	MOUL.PIECES FORGEES
BARNS AND RODS,STEEL	105,641	43,608	120,207	269,456	BARRES ET TIGES ACIER
PLATE & SHEET STEEL	187,736	222,155	344,034	753,925	TOLES,FEUILLES D'ACIER
STRUCTURAL SHAPES	231,535	84,997	274,341	590,873	PROFILES DE CONSTRUCT.
RAILS & TRACK MATERIAL	30,815	108	12,494	43,417	RAILS,MAT.VOIE FERREE
PIPES,TUBES:IRON,STEEL	16,235	3,798	63,613	83,646	TUYAUX,TUBES:FER,ACIER
WIRE	5,697	12,500	17,521	35,718	FIL METALLIQUE
ALUMINUM	3,117	455	389	3,961	ALUMINIUM
COPPER AND ALLOYS	8,249	255	22	8,526	CUIVRE ET ALLIAGES
LEAD AND ALLOYS			4,650	4,650	PLOMB ET ALLIAGES
NICKEL AND ALLOYS	12,760	2,777		15,537	NICKEL ET ALLIAGES
ZINC AND ALLOYS	97	7	701	805	ZINC ET ALLIAGES
NON-FERROUS METALS NES	9,760	460	94	10,314	METAUX NON-FERREUX NDA

TABLE 4. CARGOES UNLOADED AT CANADIAN PORTS FROM FOREIGN COUNTRIES, BY COMMODITY AND GEOGRAPHIC AREA.

TABLEAU 4. MARCHANDISES DECHARGEES DANS LES PORTS CANADIENS DES PAYS ETRANGERS, PAR MARCHANDISE ET REGION GEOGRAPHIQUE.

COMMODITY	ATLANTIC ATLANTIQUE	GREAT LAKES GRANDS LACS	PACIFIC PACIFIQUE	TOTAL TOTAL	MARCHANDISES
METAL FAB. BASIC PROD.	9,480	5,782	27,455	42,717	OUVR. DE BASE EN METAL
BUILDING BRICK, CLAY	1,787			1,787	BRIC. A BATIR ARGILE
DRAIN TILES, PIPES	6		113	119	TUILES TUY. DE DRAINAGE
BRICKS, TILES NES	14,277	817	1,708	16,802	BRIQUES, TUILES NDA
GLASS BASIC PRODUCTS	5,287	4,727	13,451	23,465	OUVR. DE BASE EN VERRE
ASBESTOS BASIC PROD.	2,113	8	336	2,457	OUVR. DE BASE AMIANTE
CEMENT	20	59,426	59,563	119,009	CIMENT
CEMENT BASIC PROD.	55	532	16	603	OUVR. DE BASE CIMENT
LIME		40	101	141	CHAUX
NON-MET. MIN. BASIC PROD	2,844	771	2,201	5,816	PROD. MIN. NON-MET. BASE
MISC. FABRICATED PROD.	2,236	2,363	1,123	5,722	OUVRAGES DIVERS
TRACTORS	18,856	3,651	6,380	28,887	TRACTEURS
MACHINERY NES	44,953	14,323	10,172	69,448	MACHINES NDA
RAILWAY ROLLING STOCK	148	1,303	14,365	15,816	MAT. ROL. DE CH. DE FER
PASS. AUTOS AND CHASSIS	81,880	899	97,302	180,081	VOITURES PART., CHASSIS
BUSES AND CHASSIS	16		52	68	AUTOBUS ET CHASSIS
TRUCKS AND CHASSIS	54	314	63	431	CAMIONS ET CHASSIS
MOTDR VEHICLE ENGINES	3,727	3,493	3,671	10,891	MOTEURS DE VEH. AUTOM.
ROAD MOTOR VEH. NES	2,408	33	471	2,912	VEH. AUTOM. ROUTIERS NDA
SHIPS, AIRCRAFT, MIS. VEH	4,704	167	1,044	5,915	NAVIRES, AVIONS, VEH. DIV
RUBBER TIRES AND TUBES	583	184	1,194	1,961	PNEUS, CHAMBRES A AIR
EQUIPMENT MISC.	11,795	3,634	8,405	23,834	MATERIEL DIVERS
PERSONAL, HSEHOLD GOODS	15,506	5,674	13,658	34,838	ART. PERS. ET MENAGERS
FIREARMS, AMMUNITION	285	221	6	512	ARMES A FEU, MUNITIONS
CONTAINERS, CLOSURES	9,716	368	1,053	11,137	CONTENEURS, FERMETURES
MISC. END PRODUCTS NES	2,409	1,162	1,710	5,281	PRODUITS FINIS DIV. NDA
GENERAL CARGO	46,035	1,712	3,484	51,231	MARCHANDISES DIVERSES
CONTAINERIZED FREIGHT	1,938,893	28,051	414,155	2,381,099	FRET CONTENEURSE
GRAND TOTAL	40,611,657 *	20,742,748 *	5,575,811 *	66,930,216 *	TOTAL GLOBAL

TABLE 5. VESSELS ARRIVED AT AND DEPARTED FROM CANADIAN PORTS IN INTERNATIONAL SEABORNE SHIPPING BY REGISTRY.

TABLEAU 5. MOUVEMENTS INTERNATIONAUX DE NAVIRES A DESTINATION OU EN PROVENANCE DE PORTS CANADIENS.

COUNTRY OF REGISTRY		PAYS D'IMMATICULATION										
ATLANTIC / ATLANTIQUE			GREAT LAKES / GRANDS LACS			PACIFIC / PACIFIQUE			TOTAL / TOTAL			
NUMBER	NET TONS	CARGO TONS	NUMBER	NET TONS	CARGO TONS	NUMBER	NET TONS	CARGO TONS	NUMBER	NET TONS	CARGO TONS	
NOMBRE	TONNES NET	TONNES CAR.	NOMBRE	TONNES NET	TONNES CAR.	NOMBRE	TONNES NET	TONNES CAR.	NOMBRE	TONNES NET	TONNES CAR.	
UNITED KINGDOM												
ROYAUME-UNI												
A	1,111	8,989,543	5,459,455	82	521,672	91,496	328	3,591,408	755,998	1,521	13,102,623	6,306,949
D	1,168	9,112,328	9,190,445	67	409,551	208,708	334	3,629,570	2,583,116	1,569	13,151,449	11,982,269
BELGIUM-LUXEMB												
BELGIQUE-LUX.												
A	93	1,110,566	327,266	7	84,245	16,666	3	41,183		103	1,235,994	343,932
O	93	1,110,566	1,269,112	6	74,846	44,308	3	41,183	71,279	102	1,226,595	1,384,699
DENMARK												
DANEMARK												
A	199	1,238,122	1,341,174	11	78,092	13,065	30	234,978	21,103	240	1,551,192	1,375,342
D	199	1,254,341	664,227	11	78,092	115,735	30	217,766	223,982	240	1,550,199	1,003,944
FINLAND												
FINLANDE												
A	139	350,854	61,105	1	1,077		1	11,329		141	363,260	61,105
O	137	339,442	422,903	1	1,077	3,750	1	11,329	32,444	139	351,848	459,097
FRANCE												
FRANCE												
A	118	835,130	260,035	7	66,076		14	91,436	6,362	139	992,642	266,397
D	125	890,042	601,387	7	66,076	100,542	13	79,034	84,029	145	1,035,152	785,958
GERMANY WEST												
ALLEMAGNE, O.												
A	448	2,999,796	980,915	50	182,206	93,991	95	533,600	123,647	593	3,715,602	1,198,553
D	450	2,991,959	3,347,289	52	187,695	143,733	99	551,110	381,325	601	3,730,764	3,872,347
GREECE												
GRECE												
A	418	3,451,965	1,633,290	70	453,130	115,581	280	2,698,246	275,981	768	6,603,341	2,024,852
D	423	3,515,391	3,728,446	71	452,359	421,294	300	2,853,538	4,954,431	794	6,821,288	9,104,171
ICELAND												
ISLANDE												
A	4	3,045								4	3,045	
D	4	3,045	5,077							4	3,045	5,077
IRELAND												
IRLANDE												
A	4	24,212	21,955	1	6,053	10,546	64	723,444	62,007	69	753,709	94,308
O	4	24,212	19,564	1	6,053		62	700,940	356,343	67	731,205	375,907
ITALY												
ITALIE												
A	95	1,192,965	519,638	7	44,130	32,570	59	407,641	4,894	161	1,644,736	557,102
D	98	1,228,634	2,436,328	7	44,130	14,952	59	387,896	293,722	164	1,660,660	2,745,002
NETHERLANDS												
PAYS-BAS												
A	122	470,891	341,696	4	13,750	470	21	173,471	86,497	147	658,112	428,663
D	117	450,158	398,030	4	13,750	2,812	22	181,546	254,159	143	645,454	655,001
NORWAY												
NORVEGE												
A	612	4,885,418	2,624,445	84	378,004	130,410	538	4,548,496	615,839	1,234	9,811,918	3,370,694
O	632	4,971,268	5,981,458	70	339,206	166,559	549	4,641,435	3,658,794	1,251	9,951,909	9,806,811
PORTUGAL												
PORTUGAL												
A	2	9,051								2	9,051	
D	2	9,051	19,104							2	9,051	19,104
SPAIN												
ESPAGNE												
A	73	829,094	502,889	1	3,883	3,880				74	832,977	506,769
D	81	840,906	1,113,364	1	3,883					82	844,789	1,113,364
SWEDEN												
SUEDE												
A	667	1,776,610	777,908	1	3,639	2,204	129	1,275,377	75,719	797	3,055,626	855,831
D	627	1,681,626	1,195,351	1	3,639		134	1,290,593	1,150,856	762	2,975,858	2,346,207
SWITZERLAND												
SUISSE												
A	4	28,738	22,570				7	44,527	232	11	73,265	22,802
D	3	28,101	21,084				6	32,220	6,646	9	60,321	27,730
CZECHOSLOVAKIA												
TCHECOSLOVAQUI												
A	9	121,283	33,858							9	121,283	33,858
D	9	121,283	234,994							9	121,283	234,994

TABLE 5. VESSELS ARRIVED AT AND DEPARTED FROM CANADIAN PORTS IN INTERNATIONAL SEABORNE SHIPPING BY REGISTRY.

TABLEAU 5. MOUVEMENTS INTERNATIONAUX DE NAVIRES A DESTINATION OU EN PROVENANCE DE PORTS CANADIENS.

COUNTRY OF REGISTRY		PAYS D'IMMATRICULATION												
ATLANTIC / ATLANTIQUE			GREAT LAKES / GRANDS LACS			PACIFIC / PACIFIQUE			TOTAL / TOTAL					
NUMBER	NET TONS	CARGO TONS	NUMBER	NET TONS	CARGO TONS	NUMBER	NET TONS	CARGO TONS	NUMBER	NET TONS	CARGO TONS			
NOMBRE	TONNES NET	TONNES CAR.	NOMBRE	TONNES NET	TONNES CAR.	NOMBRE	TONNES NET	TONNES CAR.	NOMBRE	TONNES NET	TONNES CAR.			
GERMANY EAST														
									ALLEMAGNE, EST					
A	10	5,949							10	5,949	A			
D	10	5,949							10	5,949	D			
POLAND														
									POLOGNE					
A	58	113,863	5,329	15	35,620	6,541				73	149,483	11,870 A		
D	58	113,863	46,303	15	35,620	4,035				73	149,483	50,338 D		
ROMANIA														
									ROUMANIE					
A	3	11,947				1	3,714	991				4	15,661	991 A
D	3	11,947				1	3,714	23				4	15,661	23 D
USSR														
									URSS					
A	618	1,313,906	398,354	59	123,797	46,093	161	682,891	130,093	838	2,120,594	574,540 A		
D	623	1,354,121	1,354,846	58	121,163	51,449	160	674,828	381,008	841	2,150,112	1,787,303 D		
YUGOSLAVIA														
									YUGOSLAVIE					
A	112	950,201	183,737	16	77,067	22,080	31	140,305	4,966	159	1,167,573	210,783 A		
D	112	961,973	963,246	16	77,067	18,312	31	140,305	31,026	159	1,179,345	1,012,584 D		
CYPRUS														
									CHYPRE					
A	74	340,026	161,581	6	36,176	43,334	55	330,768	32,877	135	706,970	237,792 A		
D	76	347,742	263,019	6	36,176	14,328	55	330,908	491,695	137	714,826	769,042 D		
ISRAEL														
									ISRAEL					
A	30	387,796	60,342				1	4,835	320	31	392,631	60,662 A		
D	30	396,341	358,325				1	4,835		31	401,176	358,325 D		
KUWAIT														
									KOWEIT					
A	3	120,781	349,184							3	120,781	349,184 A		
D	3	120,781								3	120,781	0		
SOMALIA														
									SOMALIE					
A	4	24,965	12,601				30	228,624		34	253,589	12,601 A		
D	4	24,965	42,057				35	265,549	641,661	39	290,514	683,718 D		
TURKEY														
									TURQUIE					
A	2	10,475								2	10,475	A		
D	2	10,475	1,517							2	10,475	1,517 D		
GHANA														
									GHANA					
A	13	46,812	1,911	4	11,753	5,132				17	58,565	7,043 A		
D	15	53,643	36,214	4	11,753	3,128				19	65,396	39,342 D		
ALGERIA														
									ALGERIE					
A	10	49,860	1							10	49,860	1 A		
D	12	62,314	136,334							12	62,314	136,334 D		
LIBERIA														
									LIBERIA					
A	955	13,046,889	11,904,691	84	624,771	176,263	521	4,750,078	571,191	1,560	18,421,738	12,652,145 A		
D	1,011	13,638,657	15,882,022	52	366,326	237,667	539	4,857,699	6,983,898	1,602	18,862,682	23,103,587 D		
MOROCCO														
									MAROC					
A	3	18,231	13,685							3	18,231	13,685 A		
D	2	12,154	7,059							2	12,154	7,059 D		
HONG KONG														
									HONG-KONG					
A							15	212,281	21,873	15	212,281	21,873 A		
D							17	243,407	478,751	17	243,407	478,751 D		
INDIA														
									INDE					
A	57	396,515	48,836	13	70,650	13,576	77	417,931	12,441	147	885,096	74,853 A		
D	57	397,837	369,799	13	70,650	355	79	431,912	382,011	149	900,399	752,165 D		
MALAYSIA														
									MALAISIE					
A	1	1,706		2	13,268					3	14,974	A		
D	1	1,706	2,751	2	13,268	21,084				3	14,974	22,835 D		

TABLE 5. VESSELS ARRIVED AT AND DEPARTED FROM CANADIAN PORTS IN INTERNATIONAL SEABORNE SHIPPING BY REGISTRY.

TABLEAU 5. MOUVEMENTS INTERNATIONAUX DE NAVIRES A DESTINATION OU EN PROVENANCE DE PORTS CANADIENS.

COUNTRY OF REGISTRY							PAYS D'IMMATRICULATION					
ATLANTIC / ATLANTIQUE			GREAT LAKES / GRANDS LACS			PACIFIC / PACIFIQUE			TOTAL / TOTAL			
NUMBER	NET TONS	CARGO TONS	NUMBER	NET TONS	CARGO TONS	NUMBER	NET TONS	CARGO TONS	NUMBER	NET TONS	CARGO TONS	
NOMBRE	TONNES NET	TONNES CAR.	NOMBRE	TONNES NET	TONNES CAR.	NOMBRE	TONNES NET	TONNES CAR.	NOMBRE	TONNES NET	TONNES CAR.	
PAKISTAN												
A	17	92,300				2	7,650		19	99,950	33,556 A	
D	16	86,138				3	13,182	40,127	19	99,320	64,666 D	
SINGAPORE												
A	104	546,896	15	44,800	16,469	19	102,280	30,683	138	693,976	245,609 A	
D	104	514,476	16	48,197	33,219	19	102,280	132,965	139	664,953	801,156 D	
KHMER REP-LAOS												
A			1	3,609	832				1	3,609	832 A	
D			1	3,609					1	3,609	D	
PEOPLE R CHINA												
A						4	38,140		4	38,140	A	
D						4	38,140	74,968	4	38,140	74,968 D	
JAPAN												
A	100	2,199,115	12	70,025	23,839	323	4,153,364	328,401	435	6,422,504	2,442,515 A	
D	102	2,207,269	11	67,128	13,966	323	4,141,837	6,629,169	436	6,416,234	8,394,199 D	
KOREA - SOUTH												
A	11	212,005				21	101,118	2,467	32	313,123	432,800 A	
D	11	212,005				20	100,786	190,542	31	312,791	298,862 D	
PHILIPPINES												
A	3	13,517				19	97,586	22,814	22	111,103	22,814 A	
D	3	13,517			9,460	19	97,586	207,455	22	111,103	216,915 D	
TAIWAN												
A	5	35,878			26,856	21	157,086	26,443	26	192,964	53,299 A	
D	5	35,878			56,983	22	163,079	187,917	27	198,957	264,960 D	
THAILAND												
A						2	10,562		2	10,562	A	
D						2	10,562	1,102	2	10,562	1,102 D	
AUSTRALIA												
A	3	42,705			12,079	2	16,170		5	58,875	12,079 A	
D	3	42,705			14,922	2	16,170	22,227	5	58,875	37,149 D	
ARGENTINA												
A	30	149,380			72,529	41	206,809	5,200	71	356,189	77,729 A	
D	30	149,380			128,952	41	206,809	40,739	71	356,189	169,691 D	
BRAZIL												
A	103	876,796	17	54,180	11,216	7	26,490	114	127	957,466	189,782 A	
D	102	868,306	17	54,180	25,960	7	26,490	6,099	126	948,976	906,453 D	
CHILE												
A	13	96,295			15,153	1	2,817	312	14	99,112	15,465 A	
D	13	96,295			34,116	1	2,817	450	14	99,112	34,566 D	
COLOMBIA												
A	3	5,398			244	26	73,258	8,539	29	78,656	8,783 A	
D	3	5,398			6,297	27	76,076	34,553	30	81,474	40,850 D	
ECUADOR												
A	6	35,927			1,412				6	35,927	1,412 A	
D	6	35,927			72,701				6	35,927	72,701 D	
PERU												
A	22	120,100			778	15	84,452	301	37	204,552	1,079 A	
D	21	114,524			51,744	15	84,636	61,957	36	199,160	113,701 D	
VENEZUELA												
A	2	3,927			5,347				2	3,927	5,347 A	
D	2	3,927			1,091				2	3,927	1,091 D	

TABLE 5. VESSELS ARRIVED AT AND DEPARTED FROM CANADIAN PORTS IN INTERNATIONAL SEABORNE SHIPPING BY REGISTRY.

TABLEAU 5. MOUVEMENTS INTERNATIONAUX DE NAVIRES A DESTINATION OU EN PROVENANCE DE PORTS CANADIENS.

COUNTRY OF REGISTRY			PAYS D'IMMATRICULATION																				
ATLANTIC / ATLANTIQUE			GREAT LAKES / GRANDS LACS			PACIFIC / PACIFIQUE			TOTAL / TOTAL														
NUMBER	NET TONS	CARGO TONS	NUMBER	NET TONS	CARGO TONS	NUMBER	NET TONS	CARGO TONS	NUMBER	NET TONS	CARGO TONS												
NOMBRE	TONNES NET	TONNES CAR.	NOMBRE	TONNES NET	TONNES CAR.	NOMBRE	TONNES NET	TONNES CAR.	NOMBRE	TONNES NET	TONNES CAR.												
BAHAMAS												ILES BAHAMAS											
A	37	231,767	98,833	1	354				38	232,121	98,833	A											
D	43	271,054	161,730	2	2,095	1,034			45	273,149	162,764	D											
BERMUDA												BERMUDES											
A	272	1,726,406	1,439,980	21	93,636	86,215	37	444,139	229,004	330	2,264,181	1,755,199	A										
D	344	2,085,982	619,743	24	109,444	74,796	37	444,139	226,398	405	2,639,565	920,937	D										
JAMAICA												JAMAIQUE											
A				1	9,971	17,054			1	9,971	17,054	A											
D				1	9,971				1	9,971		D											
LEE-WIND IS.												I. LEE-WIND.											
A	13	16,774	3,859	2	3,911	4,781			15	20,685	8,640	A											
D	15	19,288	8,406	1	1,562				16	20,850	8,406	D											
CUBA												CUBA											
A	26	69,562	37,415	1	6,158	9,572	3	4,250	30	79,970	46,987	A											
D	27	73,498	70,024	1	6,158		3	4,250	31	83,906	80,256	D											
HONDURAS												HONDURAS											
A	1	1,923							1	1,923		A											
D	1	1,923	5,040						1	1,923	5,040	D											
MEXICO												MEXIQUE											
A	20	35,873	615						20	35,873	615	A											
D	20	35,873	26,541						20	35,873	26,541	D											
NETH. ANTILLES												ANTILLES NEERL											
A	71	125,160	72,312	3	3,327	1,641	1	11,658	75	140,145	73,953	A											
D	74	135,338	164,085	3	3,327	869	3	27,808	80	166,473	175,052	D											
NICARAGUA												NICARAGUA											
A	1	319							1	319		A											
D	1	319							1	319		D											
PANAMA												PANAMA											
A	200	1,367,343	1,383,972	22	90,143	25,449	109	827,139	65,550	331	2,284,625	1,474,971	A										
D	204	1,376,737	876,990	22	90,143	37,559	110	842,281	1,142,715	336	2,309,161	2,057,264	D										
CANADA												CANADA											
A	1,464	3,500,521	4,817,138	2,241	15,873,081	18,807,806	2,874	2,558,853	1,645,540	6,579	21,932,455	25,270,484	A										
D	1,766	6,265,185	11,714,028	1,983	13,225,843	5,200,916	2,897	2,585,876	2,326,376	6,646	22,076,904	19,241,320	D										
ST. PIERRE-MIQ.												ST-PIERRE-MIQ.											
A	202	43,733	508						202	43,733	508	A											
D	202	43,733	9,620						202	43,733	9,620	D											
UNITED STATES												ETATS-UNIS											
A	322	1,608,476	1,643,103	1,571	2,747,560	912,985	1,449	2,617,052	408,403	3,342	6,973,088	2,964,491	A										
D	327	1,652,935	2,245,922	1,565	2,700,742	4,293,841	1,447	2,617,413	1,140,820	3,339	6,971,090	7,680,583	D										
GRAND TOTALS												TOTAL GLOBAL											
A	9,122	58,315,301	40,611,657	4,434	21,833,528	20,742,748	7,436	32,603,722	5,575,811	20,992	112,832,551	66,930,216	A										
D	9,636	62,434,431	69,783,339	4,113	18,738,493	11,254,934	7,531	33,169,820	35,928,085	21,280	114,342,744	116,966,358	D										

APPENDIX - A - APPENDICE

Number and Registered Net Tonnage of, and Tons of Cargo Unloaded and Loaded by Vessels Arrived at and Departed from Canadian Ports in International Seaborne Shipping, 1925 - 1974

Entrées et départs, chargements, et déchargements de navires en commerce du transport maritime international et tonnage net de registre aux ports canadiens, 1925 - 1974

	Arrived - Entrées			Departed - Départs		
	Vessels - Navires		Cargo unloaded - Cargaisons déchargées	Vessels - Navires		Cargo loaded - Cargaisons chargées
	Number - Nombre	Registered net tons - Jauge nette au registre		Number - Nombre	Registered net tons - Jauge nette au registre	
Year ended March 31 - Année finissant le 31 mars:						
1925	66,848	38,086,484	4,410,225	67,431	39,852,567	11,446,037
1926	47,225	37,314,819	6,351,872	48,409	38,292,008	12,550,049
1927	51,258	38,086,377	5,856,591	51,549	39,244,282	13,416,550
1928	55,976	40,986,479	7,024,759	56,545	42,817,318	15,666,843
1929	59,851	46,451,909	7,155,130	61,332	47,283,318	18,044,626
1930	76,325	44,706,351	8,471,107	77,485	44,732,438	12,293,589
1931	61,400	45,834,452	7,814,115	61,686	45,077,424	10,841,436
1932	54,439	42,219,423	6,820,915	54,870	41,215,974	10,699,016
1933	49,329	37,758,443	6,570,607	40,107	38,514,032	11,802,594
1934	47,829	40,928,513	7,667,915	48,564	41,696,859	11,216,873
1935	48,362	43,285,141	9,099,787	48,658	43,149,678	11,205,726
1936	52,383	43,367,773	10,025,922	52,753	44,155,734	12,296,678
1937	56,972	46,709,186	11,142,357	57,895	47,877,560	25,791,269
1938	42,582	45,603,055	12,698,849	43,317	45,766,211	13,822,060
1939	43,601	44,775,116	10,422,537	45,513	47,052,371	17,267,794
1940	46,241	46,666,396	11,065,128	47,411	48,696,321	16,708,368
1941	25,122	32,579,900	26,966,260	26,582	34,889,700	19,280,390
Year ended December 31 - Année finissant le 31 décembre:						
1941	26,293	31,452,400	29,898,940	27,058	33,313,400	17,462,110
1942	24,066	25,640,763	27,106,229	25,121	27,812,332	13,624,322
1943	22,901	26,345,562	27,863,754	23,530	28,504,987	16,524,137
1944	23,786	28,356,681	27,656,003	24,892	30,853,811	18,955,983
1945	24,431	29,655,984	24,529,346	26,374	33,511,617	22,333,887
1946	26,461	30,367,071	26,440,236	28,004	34,144,608	19,272,394
1947	27,868	35,926,095	32,851,254	29,776	40,784,955	21,706,754
1948	31,138	39,443,055	36,844,187	33,511	44,329,334	20,440,955
1949 ¹	30,565	40,088,377	28,319,334	32,562	44,256,743	22,441,732
1950	31,420	42,816,949	36,961,181	33,503	47,340,150	21,227,930
1951	32,304	47,508,342	38,269,394	34,561	52,750,461	27,279,799
1952	33,783	52,156,098	38,756,060	33,908	53,023,949	32,564,915
1953	34,400	56,589,078	38,691,877	37,146	61,962,634	32,202,205
1954	34,079	54,767,687	32,274,166	36,227	59,578,143	30,730,355
1955	34,432	58,018,365	35,880,782	35,426	60,306,168	39,502,714
1956	35,315	63,105,100	40,554,312	37,273	67,415,232	49,373,132
1957	35,357	66,160,527	38,818,102	37,278	68,833,162	49,095,493
1958	30,710	57,738,034	31,133,694	32,145	60,077,872	40,298,882
1959	33,251	67,526,464	34,554,388	34,728	70,583,802	50,455,303
1960	33,397	74,805,070	39,094,315	34,776	77,675,892	50,554,086
1961	31,832	77,140,524	39,187,355	33,045	79,846,741	53,760,748
1962 ²	30,269	81,942,501	41,885,319	31,421	84,043,899	60,269,779
1963	29,169	87,385,238	46,208,223	29,847	88,203,823	68,377,888
1964	29,809	92,799,912	47,578,260	30,685	96,010,491	83,510,707
1965	28,792	98,128,231	53,644,740	29,734	101,325,918	82,145,421
1966	28,871	99,852,760	53,020,249	29,665	102,317,319	83,987,072
1967	27,025	97,488,757	50,234,931	27,696	99,952,942	80,025,191
1968	26,761	102,055,092	54,129,869	27,237	102,721,574	86,711,306
1969	25,082	98,632,758	57,040,831	25,479	98,758,177	77,637,819
1970	25,384	108,575,133	58,781,126	25,888	109,045,607	105,608,960
1971	24,970	114,252,881	60,857,110	25,269	114,308,154	105,697,016
1972	24,771	121,535,914	68,360,673	24,967	121,840,084	109,115,679
1973	23,436	121,466,828	72,708,223	23,655	122,999,331	123,937,504
1974	20,992	112,832,551	66,930,216	21,280	114,342,744	116,966,552

¹ Data for Newfoundland included from April 1, 1949. - Y compris les données pour Terre-Neuve à partir du 1^{er} avril 1949.

² Prior to 1962 fishing vessels are included. - Avant 1962 les bateaux de pêche inclus.

Note: Cargo data for years 1925-1940 exclude Canada - United States trade via the Great Lakes. - Nota: Les données de cargaison pour les années 1925-1940 excluent le commerce entre les États-Unis et le Canada dans les Grand Lacs.

APPENDIX - B - APPENDICE

List of Countries and Geographic Areas

Liste des pays et des régions

WESTERN EUROPE

EUROPE OCCIDENTALE

Commonwealth countries

Pays du Commonwealth

United Kingdom
Gibraltar
Malta and Gozo

Royaume-Uni
Gibraltar
Malte et Gozzo

Other countries

Autres pays

Austria
Belgium and Luxembourg
Denmark
Finland
France - Atlantic
France - Mediterranean
Germany, West
Greece
Iceland
Ireland
Italy
Netherlands
Norway
Portugal
Spain
Sweden
Switzerland

Autriche
Belgique et Luxembourg
Danemark
Finlande
France - Atlantique
France - Méditerranéenne
Allemagne, Ouest
Grèce
Islande
Irlande
Italie
Pays-Bas
Norvège
Portugal
Espagne
Suède
Suisse

EASTERN EUROPE

EUROPE ORIENTALE

Albania
Bulgaria
Czechoslovakia
Germany, East
Hungary
Poland
Romania
U.S.S.R. - Europe
Yugoslavia

Albanie
Bulgarie
Tchécoslovaquie
Allemagne, Est
Hongrie
Pologne
Roumanie
U.R.S.S. - Europe
Yougoslavie

MIDDLE EAST

MOYEN-ORIENT

Commonwealth countries

Pays du Commonwealth

Aden
Bahrain
Cyprus
Qatar
British Middle East n.e.s.

Aden
Bahrein
Chypre
Qatar
Moyen-Orient britannique n.d.a.

Other countries

Autres pays

Ethiopia
Iran
Iraq
Israel
Jordan
Kuwait
Lebanon
Libya
Saudi Arabia
Somalia
Sudan
Turkey
Egypt
Syria

Éthiopie
Iran
Irak
Israël
Jordanie
Koweït
Liban
Libye
Arabie Saoudite
Somalie
Soudan
Turquie
R.A.U. - Égypte
Syrie

List of Countries and Geographic Areas - Continued

OTHER AFRICA

Commonwealth and Preferential countries

Gambia, The
Ghana
Kenya
Malawi
Mauritius and Dependencies
Nigeria
Rhodesia
South Africa
Sierra Leone
Tanzania
Uganda
Zambia
British Africa, n.e.s.

Other countries

Algeria
Angola
Cameroun
Zaire
Dahomey
French Africa, n.e.s.
Gabon
Guinea
Ivory Coast
Liberia
Malagasy
Morocco
Mozambique
Portuguese Africa, n.e.s.
Senegal
Spanish Africa
Togo
Tunisia

OTHER ASIA

Commonwealth countries

Bangladesh
Sri Lanka (Ceylon)
Hong Kong
India
Malaysia
Pakistan
Singapore

Other countries

Afghanistan
Burma
Khmer Rep-Laos
People's Republic of China
Indonesia
Japan
North Korea
South Korea
Philippines
Portuguese Asia
Taiwan
Thailand
U.S.S.R. - Pacific
North Viet-Nam
South Viet-Nam

Liste des pays et des régions - suite

AUTRES PAYS D'AFRIQUE

Pays du Commonwealth et préférentiel

Gambie, La
Ghana
Kenya
Malawi
Maurice (île) et dépendances
Nigéria
Rhodésie
Afrique du Sud
Sierra Leone
Tanzanie
Ouganda
Zambie
Afrique du Commonwealth n.d.a.

Autres pays

Algérie
Angola
Cameroun
Zaire
Dahomey
Afrique française, n.d.a.
Gabon
Guinée
Côte-d'Ivoire
Libéria
Malgache
Maroc
Mozambique
Afrique portugaise, n.d.a.
Sénégal
Afrique espagnole
Togo
Tunisie

AUTRES PAYS D'ASIE

Pays du Commonwealth

Bangladesh
Sri Lanka (Ceylan)
Hong-Kong
Inde
Malaisie
Pakistan
Singapour

Autres pays

Afghanistan
Birmanie
Khmer Rep-Laos
République populaire de Chine
Indonésie
Japon
Corée du Nord
Corée du Sud
Philippines
Asie portugaise
Taïwan
Thaïlande
U.R.S.S. (Pacifique)
Viêt-Nam du Nord
Viêt-Nam du Sud

List of Countries and Geographic Areas - Continued

Liste des pays et des régions - suite

OCEANIA

Commonwealth countries

Australia
Fiji
New Zealand
British Oceania, n.e.s.

Other countries

French Oceania
United States Oceania

SOUTH AMERICA

Commonwealth countries

Falkland Islands
Guyana

Other countries

Argentina
Bolivia
Brazil
Chile
Colombia
Ecuador
French Guiana
Paraguay
Peru
Surinam
Uruguay
Venezuela

CENTRAL AMERICA and ANTILLES

Commonwealth countries

Bahamas
Bermuda
British Honduras
Barbados
Jamaica
Leeward and Windward Islands
Trinidad and Tobago

Other countries

Costa Rica
Cuba
Dominican Republic
El Salvador
French West Indies
Guatemala
Haiti
Honduras
Mexico
Netherlands Antilles
Nicaragua
Panama
Puerto-Rico
United States Virgin Islands

OCÉANIE

Pays du Commonwealth

Australie
Fidji
Nouvelle-Zélande
Océanie britannique n.d.a.

Autres pays

Océanie française
Océanie des États-Unis

AMÉRIQUE du SUD

Pays du Commonwealth

Îles Falkland
Guyane

Autres pays

Argentine
Bolivie
Brésil
Chili
Colombie
Équateur
Guyane française
Paraguay
Pérou
Surinam
Uruguay
Vénézuéla

AMÉRIQUE CENTRALE et ANTILLES

Pays du Commonwealth

Îles Bahamas
Bermudes
Honduras britannique
Barbade
Jamaïque
Îles sous-le-Vent et du Vent
Trinidad et Tobago

Autres pays

Costa-Rica
Cuba
République Dominicaine
Salvador
Antilles françaises
Guatemala
Haiti
Honduras
Mexique
Antilles néerlandaises
Nicaragua
Panama
Porto-Rico
Îles Vierges (État-Unis)

List of Countries and Geographic Areas - Continued

Liste des pays et des régions - suite

NORTH AMERICA

AMÉRIQUE du NORD

Canada
Greenland
St. Pierre and Miquelon

Canada
Groënland
Saint-Pierre-et-Miquelon

United States Ports

Ports des États-Unis

Hawaii
Ketchikan, Alaska
Skagway, Alaska
Other Alaska ports
Anacortes, Wash.
Bellingham, Wash.
Everett, Wash.
Friday Harbour, Wash.
Long Beach, Cal.
Los Angeles, Cal.
Port Angeles, Cal.
Portland, Oreg.
Port Townsend, Wash.
San Francisco, Cal.
Seattle, Wash.
Tacoma, Wash.
Other U.S. Pacific ports
Ashland, Wisc.
Allouez, Mich.
Duluth, Min.
Marquette, Mich.
Silver Bay, Min.
Superior, Wisc.
Taconite, Min.
Other U.S. Lake Superior ports
Bay City, Mich.
Calcite, Mich.
Drummond Island, Mich.
Saginaw, Mich.
Stoneport, Mich.
Other U.S. Lake Huron ports
Buffington Harbour, Ind.
Calumet Harbour, Ind.
Chicago, Ill.
Escanaba, Mich.
Gary, Ind.
Grand Haven, Mich.
Indiana Harbour, Ind. (incl. Whiting & East Chicago)
Ludington, Mich.
Milwaukee, Wisc.
Muskegon, Mich.
Other U.S. Lake Michigan ports
Detroit, Mich.
Trenton, Mich.
Other U.S. Lake St. Clair & St. Clair River ports
Ashtabula, Ohio
Buffalo, N.Y.
Cleveland, Ohio
Conneaut, Ohio
Erie, Pa.
Fairport, Ohio

Hawaï
Ketchikan, Alaska
Skagway, Alaska
Autres ports d'Alaska
Anacortes, Wash.
Bellingham, Wash.
Everett, Wash.
Friday Harbour, Wash.
Long Beach, Cal.
Los Angeles, Cal.
Port Angeles, Cal.
Portland, Oreg.
Port Townsend, Wash.
San Francisco, Cal.
Seattle, Wash.
Tacoma, Wash.
Autres ports du Pacifique (É.-U.)
Ashland, Wisc.
Allouez, Mich.
Duluth, Min.
Marquette, Mich.
Silver Bay, Min.
Superior, Wisc.
Taconite, Min.
Autres ports du lac Supérieure (É.-U.)
Bay City, Mich.
Calcite, Mich.
Drummond Island, Mich.
Saginaw, Mich.
Stoneport, Mich.
Autres ports du lac Huron (É.-U.)
Buffington Harbour, Ind.
Calumet Harbour, Ind.
Chicago, Ill.
Escanaba, Mich.
Gary, Ind.
Grand Haven, Mich.
Indiana Harbour, Ind. (Whiting & East Chicago inclus)
Ludington, Mich.
Milwaukee, Wisc.
Muskegon, Mich.
Autres ports du lac Michigan (É.-U.)
Détroit, Mich.
Trenton, Mich.
Autres ports du lac St. Clair et de la rivière St. Clair
Ashtabula, Ohio
Buffalo, N.Y.
Cleveland, Ohio
Conneaut, Ohio
Érié, Pa.
Fairport, Ohio

List of Countries and Geographic Areas — Concluded

Liste des pays et des régions — fin

NORTH AMERICA — Concluded

AMÉRIQUE du NORD — fin

United States Ports — Concluded

Ports des États-Unis — fin

Huron, Ohio
Lackawana, N.Y.
Lorain, Ohio
Marblehead, Ohio
Sandusky, Ohio
Toledo, Ohio
Other U.S. Lake Erie ports

Oswego, N.Y.
Rochester, N.Y.
Sodus Point, N.Y.
Other U.S. Lake Ontario ports

Ogdensburg, N.Y.
New York Barge Canal ports
Other U.S. St. Lawrence River ports

Baltimore, Md.
Boston, Mass.
Brunswick, Ga.
Burlington, N.J.
Burnside, La.
Camden, N.J.
Corpus Christi, Texas
Edgewater, N.J.
Houston, Texas
Jacksonville, Fla.
Mobile, Ala.
Morrisville, Pa.
New Haven, Conn.
New Orleans, La.
New York, N.Y.
Newport News, Va.
Norfolk, Va.
Philadelphia, Pa.
Port Newark, N.J.
Portland, Maine
Portsmouth, Va.
Savannah, Ga.
Tampa, Fla.
Wilmington, Del.
Other U.S. East Coast and Gulf ports
Hudson River ports

Huron, Ohio
Lackawana, N.Y.
Lorain, Ohio
Marblehead, Ohio
Sandusky, Ohio
Toledo, Ohio
Autres ports du lac Érié (É.-U.)

Oswego, N.Y.
Rochester, N.Y.
Sodus Point, N.Y.
Autres ports du lac Ontario (É.-U.)

Ogdensburg, N.Y.
Ports de la voie maritime de New York
Autres ports du St. Laurent (É.-U.)

Baltimore, Md.
Boston, Mass.
Brunswick, Ga.
Burlington, N.J.
Burnside, La.
Camden, N.J.
Corpus Christi, Texas
Edgewater, N.J.
Houston, Texas
Jacksonville, Fla.
Mobile, Ala.
Morrisville, Pa.
New Haven, Conn.
New Orleans, La.
New York, N.Y.
Newport News, Va.
Norfolk, Va.
Philadelphia, Pa.
Port Newark, N.J.
Portland, Maine
Portsmouth, Va.
Savannah, Ga.
Tampa, Fla.
Wilmington, Del.
Autres ports de la côte est et du Golfe (É.-U.)
Ports de la rivière Hudson

APPENDIX - C - APPENDICE

List of Commodities

Marchandises

LIVE ANIMALS

Cattle
Live animals, n.e.s.

FOOD, FEED, BEVERAGES AND TOBACCO

Meat and Meat Preparations

Meat, fresh, chilled or frozen
Meat, cured
Meat and meat preparations, n.e.s.

Fish and Marine Animals

Fish, fresh, chilled or frozen
Fish, smoked, salted, dried or pickled
Fish, canned
Lobster
Shell fish, n.e.s.; meat of marine animals; and other fishery foods and feeds

Dairy Produce, Eggs and Honey

Butter
Cheese
Milk powder
Dairy produce, n.e.s.; eggs and honey

Grain, Flour, Meal and Cereal Preparations

Barley
Corn
Oats
Rye
Wheat
Cereals, unmilled, n.e.s.
Corn meal and flour
Corn starch
Malt and malt flour
Wheat flour
Cereals, milled, n.e.s.
Bakery products, incl. those frozen
Macaroni and cereal products, and farinaceous substances and flour for use as food

Fruits and Fruit Preparations

Apples (incl. crab-apples)
Bananas and plantains
Fresh or chilled fruits and berries, n.e.s.
Frozen fruits and berries
Dried and dehydrated fruits
Fruit juices, unfermented, not concentrated, and fruit juice concentrates
Fruit pulp and purée (not canned)
Fruits, preserved, not canned, n.e.s.
Fruits and preparations, canned (exc. infant foods)

ANIMAUX VIVANTS

Bovins
Animaux vivants, n.d.a.

ALIMENTS, ALIMENTS POUR ANIMAUX, BOISSONS ET TABACS

Viandes et préparations de viande

Viandes fraîches, refroidies ou congelées
Viandes salées ou fumées
Viandes et préparations de viande, n.d.a.

Poisson et animaux marins

Poisson frais, refroidi ou congelé
Poisson fumé, salé, séché ou mariné
Poisson, en boîtes
Homard
Coquillages, n.d.a.; viande d'animaux marins; et autres aliments de poisson et aliments de poisson pour animaux

Produits laitiers, oeufs et miel

Beurre
Fromage
Lait en poudre
Produits laitiers, n.d.a.; oeufs et miel

Céréales, farine, et préparations de céréales

Orge
Maïs
Avoine
Seigle
Blé
Céréales, non moulues, n.d.a.
Semoule et farine de maïs
Fécule de maïs
Malt et farine de malt
Farine de blé
Céréales moulues, n.d.a.
Produits de boulangerie, y compris produits congelés
Pâtes alimentaires et produits céréaliers, substances farineuses et farine utilisées comme aliments

Fruits et préparations de fruits

Pommes (y compris pommettes)
Bananes et bananes des Antilles
Baies et fruits frais ou refroidis, n.d.a.
Baies et fruits congelés
Fruits séchés ou déshydratés
Jus de fruits, non fermentés, non concentrés et concentrés de jus de fruits
Pulpe et purée de fruits (non en boîtes)
Fruits, conservés, mais non en boîtes, n.d.a.
Fruits et préparations, en boîtes (sauf aliments pour bébés)

List of Commodities - Continued

FOOD, FEED, BEVERAGES AND TOBACCO -
Concluded:

Nuts, Except Oil Nuts

Peanuts, roasted or otherwise prepared
Nuts, except oil nuts, n.e.s.

Vegetables and Vegetable Preparations

Potatoes
Vegetables, fresh or chilled, n.e.s.
Vegetables, frozen
Vegetables, dried
Vegetables and vegetable preparations, n.e.s.

Sugar and Sugar Preparations

Raw sugar
Sugar, n.e.s.
Molasses, crude
Molasses, refined
Syrup
Sugar preparations (incl. confectionery)

Cocoa, Coffee, Tea and Spices

Cocoa and chocolate
Coffee
Tea
Spices
Vinegar

Margarine, Shortening and Lard

Margarine and similar products
Shortening
Lard

Miscellaneous Foods, Food Materials and Food Preparations

Sausage skins or casings
Miscellaneous foods, food materials and food preparations, n.e.s.

Fodder and Feed, Except Unmilled Cereals

Hay, forage and straw
Hulls, screenings, chaff and scourings
Wheat bran, shorts and middlings
Ground cereals and by-products, n.e.s.
Cottonseed oil meal and cake
Soyabean oil meal and cake
Oil seed meals and cake, n.e.s.
Brewers' and distillers' grains and solubles
Feeds of vegetable origin, n.e.s.
Feeds of animal origin
Concentrated and complete feeds

Beverages

Non-alcoholic beverages
Ale, beer, stout and porter
Wines
Fermented alcoholic beverages, n.e.s.
Distilled alcoholic beverages

Tobacco

Cigarettes
Tobacco, n.e.s.

Marchandise - suite

ALIMENTS, ALIMENTS POUR ANIMAUX, BOISSONS ET TABACS - fin:

Noix, sauf noix oléagineuses

Cacahuètes, grillées ou autrement préparées
Noix, sauf noix oléagineuses, n.d.a.

Légumes et préparations de légumes

Pommes de terre
Légumes, frais ou refroidis, n.d.a.
Légumes, congelés
Légumes, séchés
Légumes et préparations de légumes, n.d.a.

Sucre et préparations à base de sucre

Sucre brut
Sucre, n.d.a.
Mélasse, brute
Mélasse, raffinée
Sirop
Préparations à base de sucre (y compris confiserie)

Cacao, café, thé et épices

Cacao et chocolat
Café
Thé
Épices
Vinaigre

Margarine, shortening et saindoux

Margarine et produits semblables
Shortening
Saindoux

Aliments divers, matières nutritives et préparations alimentaires

Enveloppes et boyaux à saucisses
Aliments divers, matières nutritives et préparations alimentaires, n.d.a.

Fourrage et aliments pour animaux, sauf céréales non moulues

Foin, fourrages et paille
Écalures, criblures, rebuts et impuretés
Son, remoulage et issues de blé
Céréales moulues et sous-produits, n.d.a.
Tourteau et farine de graine de coton
Tourteau et farine de graine de soya
Tourteau de farine de graine oléagineuses, n.d.a.
Grains et solubles de brasserie et de distillerie
Aliments pour animaux d'origine végétale, n.d.a.
Aliments pour animaux d'origine animale
Aliments pour animaux concentrés et complets

Boissons

Boissons non alcooliques
Ale, bière, porter et stout
Vins
Boissons alcooliques fermentées, n.d.a.
Boissons alcooliques distillées

Tabacs

Cigarettes
Tabacs, n.d.a.

List of Commodities - Continued

Marchandise - suite

CRUDE MATERIALS, INEDIBLE

Crude Animal Products, Inedible (Except Fibres)

Raw hides and skins and undressed fur skins
Crude animal products, inedible (except fibres),
n.e.s.

Crude Vegetable Products, Inedible (Except Tobacco, Fibres and Wood)

Seeds for sowing, n.e.s.
Flaxseed
Mustard seed
Rapeseed
Soya beans
Oil seeds, oil nuts and oil kernels, n.e.s.
Nursery and greenhouse stock and related materials
Rubber and allied gums, natural, and natural gums and resins
Crude vegetable products, inedible (except tobacco, fibres and wood), n.e.s.

Crude Wood Materials

Logs
Bolts and round timber
Pulpwood
Crude wood materials, n.e.s.

Textile and Related Fibres (Including Waste)

Wool and fine animal hair suitable for spinning
Textile and related fibres (including waste),
n.e.s.

Metallic Ores, Concentrates, Scrap Metals and By-Products (Alternative Classification)

Alumina and bauxite ore
Copper ore and concentrates and matte and precipitates
Iron ore, crude, and concentrates, calcined, roasted or treated
Lead ore and concentrates
Manganese ore
Nickel-copper ore, nickel-copper matte or speiss, and nickel concentrates
Titanium ore
Zinc ore and concentrates
Ores, concentrates and precipitates, n.e.s.
Iron and steel scrap
Non-ferrous and precious metal scrap
Slags, drosses and other by-products

Coal, Crude Petroleum and Related Crude Products

Coal, bituminous, sub-bituminous, and lignite
Coal, n.e.s.
Crude petroleum, petroleum tops and natural gasoline
Natural gas and other crude bituminous substances

MATIÈRES BRUTES NON COMESTIBLES

Produits bruts d'origine animale, non comestibles (sauf fibres)

Peaux et cuirs bruts et pelleteries non apprêtées
Produits bruts d'origine animale, non comestibles (sauf fibres), n.d.a.

Produits bruts d'origine végétale, non comestibles (sauf tabacs, fibres et bois)

Graines de semence, n.d.a.
Graine de lin
Graine de moutarde
Graine de colza
Fèves de soya
Graines, noix et amandes oléagineuses, n.d.a.
Produits de pépinière et de culture de serre et matières connexes
Caoutchouc et gommes semblables, naturels et gommes et résines naturelles
Produits bruts d'origine végétale, non comestibles (sauf tabacs, fibres et bois), n.d.a.

Matières en bois brut

Billes
Billots et bois ronds
Bois à pâte
Matières en bois brut, n.d.a.

Textiles et fibres connexes (y compris déchets)

Laine et poil fin d'animal pouvant être filés
Textiles et fibres connexes (y compris déchets),
n.d.a.

Minerais de métaux, concentrés, déchets de métaux et sous-produits (1re possibilité de classification)

Alumine et minerai de bauxite
Minerai, concentrés, matte et précipités de cuivre
Minerai de fer brut et concentrés calcinés, grillés ou traités
Minerai et concentrés de plomb
Minerai de manganèse
Minerai de nickel et de cuivre, matte ou speiss de nickel et de cuivre et concentrés de nickel
Minerai de titane
Minerai et concentrés de zinc
Minerais, concentrés et précipités, n.d.a.
Déchets de fer et d'acier
Déchets de métaux non ferreux et précieux
Scories, crasses et autres sous-produits

Charbon, pétrole brut et produits bruts connexes

Charbon bitumineux, sous-bitumineux et lignite
Charbon, n.d.a.
Pétrole brut, produits de tête et essence naturelle
Gaz naturel et autres substances bitumineuses brutes

List of Commodities - Continued

Marchandise - suite

CRUDE MATERIALS, INEDIBLE - Concluded:

Crude Non-metallic Minerals (Except Coal and Petroleum)

Asbestos, unmanufactured, crude and fibre
 Bentonite
 China clay
 Dolomite
 Clay and other crude refractory materials, n.e.s.
 Sand and gravel
 Limestone
 Crushed stone, incl. stone refuse (exc. limestone flux and crushed limestone)
 Stone, crude, n.e.s.
 Water and ice
 Barytes, natural
 Fluorspar
 Gypsum
 Phosphate rock
 Salt
 Sulphur in ores, crude and refined (exc. pharmaceutical grade)
 Crude non-metallic minerals (except coal and petroleum), n.e.s.

Waste and Scrap Materials, n.e.s.

Cotton and textile rags and waste
 Hogged fuel (wood)
 Waste and scrap materials, n.e.s.

FABRICATED MATERIALS, INEDIBLE

Leather

Leather
 Furs, dressed
 Rubber fabricated materials

Wood Fabricated Materials

Lumber and timber
 Flooring
 Railway ties
 Shingles and shakes
 Lath of wood
 Other sawmill products, n.e.s.
 Veneer, plywood and wood building boards
 Cooperage stock and box, crate and package shook
 Wood fabricated materials, n.e.s.

Pulp

Pulp

Paper and Paperboard

Newsprint paper
 Paper, n.e.s.
 Paperboard
 Building paper and building board (exc. wood, plastic and gypsum board)
 Wet machine board and converted paper

Textile Fabricated Materials

Cordage, twine and rope (exc. braided cords and threads)
 Jute broad woven fabrics
 Textile fabricated materials, n.e.s.

MATIÈRES BRUTES NON COMESTIBLES - fin:

Minéraux bruts non métalliques (sauf charbon et pétrole)

Amiante, non fabriqué, brut et en fibres
 Bentonite
 Kaolin
 Dolomite
 Argile et autres matières réfractaires brutes, n.d.a.
 Sable et gravier
 Pierre à chaux
 Pierre concassée, y compris rebuts de pierre (non compris castine et pierre à chaux concassée)
 Pierre brute, n.d.a.
 Eau et glace
 Barytine, naturelle
 Fluorine
 Gypse
 Roche phosphatée
 Sel
 Soufre dans les minerais, brut ou raffiné (sauf qualité pharmaceutique)
 Minéraux bruts non métalliques (sauf charbon et pétrole), n.d.a.

Matières de rebut et déchets, n.d.a.

Chiffons et déchets de textile et de coton
 Bois débité en copeaux (combustible)
 Matières de rebut et de déchet, n.d.a.

MATIÈRES TRAVAILLÉES, NON COMESTIBLES

Cuir

Cuir
 Fourrures apprêtées
 Demi-produits en caoutchouc

Demi-produits en bois

Bois d'oeuvre et bois de construction
 Revêtements de parquetage
 Traverses de voie ferrée
 Bardeaux et bardeaux fendus
 Latte de bois
 Autres sciages, n.d.a.
 Placage, contreplaqué et planches de construction
 Demi-produits de tonnellerie et planchages à boîtes, cageots et emballages
 Demi-produits en bois, n.d.a.

Pâte

Pâte

Papier et carton

Papier journal
 Papier, n.d.a.
 Carton
 Plaques de construction, papier et carton (sauf planches en bois, en plastique ou en gypse)
 Carton en pâte pressé et papier transformé

Ouvrages en matières textiles

Cordage, ficelle et corde (sauf cordes tressées et fils)
 Tissus de jute larges
 Ouvrages en matières textiles, n.d.a.

List of Commodities - Continued

FABRICATED MATERIALS, INEDIBLE -

Continued:

Oils, Fats, Waxes, Extracts and Derivatives, Animal and Vegetable

Animal oils and fats (exc. marine)

Fish and marine animal oils

Soyabean oil

Vegetable oils and fats, exc. essential oils, n.e.s.

Oils, fats, waxes, extracts and derivatives, animal and vegetable, n.e.s.

Chemicals and Related Products

Sulphuric acid (incl. oleum)

Metallic salts and peroxy salts, of inorganic acids

Inorganic chemicals, n.e.s.

Glycol

Organic chemicals, n.e.s.

Explosives, fuses and caps

Potash

Fertilizers and fertilizer materials, n.e.s.

Agricultural chemicals, formulated (crop and seed treatments and herbicides); other insecticides and rodenticides; and adhesives

Synthetic rubber (incl. rubber compounds and reclaimed rubber)

Plastic materials, not shaped, and plastics basic shapes and forms

Dyestuffs (exc. dyeing extracts); pigments, lakes and toners (exc. those in chemicals); and paints and related products

Chemical specialties, industrial, n.e.s.

Petroleum and Coal Products

Gasoline

Fuel oil

Lubricating oils and greases

Coke of petroleum and coal

Asphalts and road oils

Coal tar and coal pitch

Petroleum and coal products, n.e.s.

Iron and Steel and Alloys

Ferro-alloys

Pig iron

Primary iron and steel, n.e.s.

Castings and forgings (exc. pipes and fittings)

Bars and rods, steel

Plate, sheet and strip, steel

Structural shapes and sheet piling

Rails and railway track material

Pipes and tubes, iron and steel (exc. fittings and finished electrical conduit and tubing)

Wire (incl. wire rope)

Non-Ferrous Metals

Aluminum (including alloys)

Copper and alloys

Lead and alloys

Nickel and alloys

Zinc and alloys

Non-ferrous metals, n.e.s.

Marchandise - suite

MATIÈRES TRAVAILLÉES, NON COMESTIBLES - suite:

Huiles, matières grasses, cires, extraits et dérivés d'origine animale et végétale

Huiles et matières grasses d'origine animale (sauf marine)

Huiles de poissons et d'animaux marins

Huile de soya

Huiles et matières grasses végétales, sauf huiles essentielles, n.d.a.

Huiles, matières grasses, cires, extraits et dérivés d'origine animale et végétale, n.d.a.

Produits chimiques et produits connexes

Acide sulfurique (y compris oleum)

Sels métalliques et persels d'acides inorganiques

Produits chimiques inorganiques, n.d.a.

Glycol

Produits chimiques organiques, n.d.a.

Explosifs, mèches et amorces

Muriate de potassium (potasse)

Engrais et matières fertilisantes, n.d.a.

Produits chimiques agricoles, formulés (produits pour cultures et semences et herbicides); autres insecticides et rodenticides; et adhésifs

Caoutchouc synthétique (y compris composés de caoutchouc et caoutchouc régénéré)

Matières plastiques non façonnées et formes élémentaires de matières plastiques

Matières colorantes (sauf extraits colorants); pigments, laques et tonifiants (sauf ceux des produits chimiques); et peintures et produits connexes

Produits chimiques industriels, spéciaux, n.d.a.

Dérives du pétrole et du charbon

Essence

Mazout

Graisses et huiles lubrifiantes

Coke de pétrole et de charbon

Asphalte et bitume liquide

Goudron et brai de houille

Dérivés du pétrole et du charbon, n.d.a.

Fer et acier et alliages

Ferro-alliages

Fonte brute

Acier et fer primaire, n.d.a.

Pièces moulées et forgées (sauf tuyaux et raccords)

Barres et tiges en acier

Tôle, feuilles et feuillards en acier

Profilés de construction et palplanches

Rails et matériaux de voie ferrée

Tuyaux et tubes en fer et en acier (sauf les raccords, les tubes et les conduits électriques finis)

Fil métallique (y compris cordage)

Métaux non ferreux

Aluminium (y compris alliages)

Cuivre et alliages

Plomb et alliages

Nickel et alliages

Zinc et alliages

Métaux non ferreux, n.d.a.

List of Commodities - Concluded

FABRICATED MATERIALS, INEDIBLE -

Concluded:

Metal Fabricated Basic Products

Metal fabricated basic products

Non-metallic Mineral Basic Products

Building brick, clay
Drain tiles, sewer pipes and fittings
Bricks, tiles (clay) and refractories, n.e.s.

Glass basic products
Asbestos and asbestos-cement basic products
Cement
Cement and concrete basic products, n.e.s.
Lime
Non-metallic mineral basic products, n.e.s.

Miscellaneous Fabricated Materials

Miscellaneous fabricated materials

END PRODUCTS, INEDIBLE

Machinery

Tractors
Machinery, n.e.s.

Transportation and Communication Equipment

Railway rolling stock
Passenger automobiles and chassis
Buses and chassis
Trucks, truck chassis and truck tractors, commercial
Motor vehicle engines, accessories, parts and assemblies
Road motor vehicles, n.e.s.
Ships and boats; aircraft; and miscellaneous vehicles (incl. parts and accessories)
Rubber tires and tubes

Equipment

Equipment

Personal and Household Goods

Personal and household goods

Miscellaneous

Firearms, weapons and ammunition
Containers and closures
Miscellaneous end products, inedible, n.e.s.
General cargo
Containerized freight

Marchandise - fin

MATIÈRES TRAVAILLÉES, NON COMESTIBLES -

fin:

Ouvrages de base en métal

Ouvrages de base en métal

Produits minéraux non métalliques de base

Briques à bâtir en argile
Tuiles de drainage, tuyaux d'égout et raccords
Briques, tuiles (argile) et matières réfractaires, n.d.a.
Ouvrages de base en verre
Produits de base en amiante et en amiante-ciment
Ciment
Produits de base en ciment et en béton, n.d.a.
Chaux
Produits minéraux non métalliques de base, n.d.a.

Divers ouvrages

Divers ouvrages

PRODUITS TERMINAUX NON COMESTIBLES

Machinerie

Tracteurs
Machinerie, n.d.a.

Matériel de transport et de communications

Matériel roulant de chemin de fer
Voitures particulières et châssis
Autobus et châssis
Camions, châssis de camion et tracteurs, commerciaux
Moteurs, accessoires, pièces et pièces assemblées pour véhicules automobiles
Véhicules automobiles pour routes, n.d.a.
Navires et bateaux; avions; et divers véhicules (y compris pièces et accessoires)
Pneus et chambres à air en caoutchouc

Matériel


Matériel

Articles de soins personnels et articles ménagers

Articles de soins personnels et articles de ménage

Divers

Armes à feu, armes et munitions
Conteneurs et fermetures
Divers produits terminaux non comestibles, n.d.a.
Marchandises diverses
Fret conteneurisé





DATE DUE

JUN 16 1976

OCT 11 1978

FEB - 6 1980

NOV 28 1980

DEC 18 1984
Walford

Bulletins publiés par la
Division des transports et des communications
traitant du

TRANSPORT PAR EAU

Catalogue

Périodiques

54-002 Statistiques Maritimes, M., Bil.

Annuels

54-202 Transport maritime: Partie I, Transport maritime international (par pays), Bil.

54-203 Transport maritime: Partie II, Transport maritime international (par port); Bil.

54-204 Transport maritime: Partie III, Navigation nationale, Bil.

54-205 Transport par eau, Bil.

54-206 Transport maritime: Partie IV, Origine et destination pour certains ports, Bil.

54-207 Transport maritime: Partie V, Origine et destination de certaines marchandises, Bil.

M. — Mensuel

Bil. — Bilingue

Outre les publications ci-dessus énumérées, Statistique Canada publie une grande variété de rapports statistiques sur le Canada tant dans le domaine économique que social. On peut se procurer gratuitement un catalogue complet des publications courantes à Statistique Canada, Ottawa (Canada), K1A 0T6.



Reports Published by the
Transportation and Communications Division
dealing with

WATER TRANSPORT

Catalogue

Periodical

54-002 Shipping Statistics, M., Bil.

Annual

54-202 Shipping Report: Part I, International Seaborne Shipping (by Country), Bil.

54-203 Shipping Report: Part II, International Seaborne Shipping (by Port), Bil.

54-204 Shipping Report: Part III, Coastwise Shipping, Bil.

54-205 Water Transportation, Bil.

54-206 Shipping Report: Part IV, Origin and Destination for Selected Ports, Bil.

54-207 Shipping Report: Part V, Origin and Destination for Selected Commodities, Bil.

M. — Monthly

Bil. — Bilingual

In addition to the selected publications listed above, Statistics Canada publishes a wide range of statistical reports on Canadian economic and social affairs. A comprehensive catalogue of all current publications is available free on request from Statistics Canada, Ottawa (Canada), K1A 0T6.