

C2

Shipping report

PART I
International seaborne shipping (by country)

1975

Transport maritime

PARTIE I
Transport maritime international (par pays)

1975



NOT FOR LOAN
NE S'EMPRUNTE PAS



STATISTICS CANADA — STATISTIQUE CANADA

Transportation and Communications Division — Division des transports et des communications

Water Transport Section — Section du transport par eau

SHIPPING REPORT

PART I

International Seaborne Shipping
(by Country)

TRANSPORT MARITIME

PARTIE I

Transport maritime international
(par pays)

1975

Published by Authority of
The Minister of Industry, Trade and Commerce

Publication autorisée par
le ministre de l'Industrie et du Commerce

November - 1976 - Novembre
5-3510-518

Price—Prix: \$2.80

Statistics Canada should be credited when republishing all or any part of this document
Reproduction autorisée sous réserve d'indication de la source: Statistique Canada

Ottawa




TABLE OF CONTENTS

	Page
Chart	
Cargoes Loaded for and Unloaded from Foreign Countries	iv
Introduction	v
Alphabetic Listing of Countries, and Summary of Tonnage Loaded and Unloaded	x
Table	
1. Cargoes Loaded at Canadian Ports for Foreign Countries	1
2. Cargoes Unloaded at Canadian Ports from Foreign Countries	104
3. Cargoes Loaded at Canadian Ports for Foreign Countries, by Commodity and Geographic Area	160
4. Cargoes Unloaded at Canadian Ports from Foreign Countries, by Commodity and Geographic Area	163
5. Vessels Arrived at and Departed from Canadian Ports in International Seaborne Shipping by Registry	166
Appendix	
A. Number and Registered Net Tonnage of, and Tons of Cargo Unloaded and Loaded by Vessels Arrived at and Departed from Canadian Ports in International Seaborne Shipping	170
B. List of Countries and Geographic Areas ...	171
C. List of Commodities	176

TABLE DES MATIÈRES

	Page
Graphique	
Cargaisons chargées à destination de ports étrangers et déchargées en provenance de ports étrangers. .	iv
Introduction	v
Liste alphabétique des pays et sommaire des chargements et déchargements en tonnes	x
Tableau	
1. Marchandises chargées dans les ports canadiens à destination de pays étrangers	1
2. Marchandises déchargées dans les ports canadiens en provenance de pays étrangers	104
3. Marchandises chargées dans les ports canadiens aux pays étrangers, par marchandise et région géographique	160
4. Marchandises déchargées dans les ports canadiens des pays étrangers, par marchandise et région géographique	163
5. Mouvements internationaux de navires à destination ou en provenance de ports canadiens	166
Appendice	
A. Entrées et départs, chargements, et déchargements de navires en commerce du transport maritime international et tonnage net de registre aux ports canadiens	170
B. Liste des pays et des régions	171
C. Marchandise	176

Chart - 1

Graphique - 1

Cargoes Loaded for and Unloaded from Foreign Countries, 1961-1975

Cargaisons chargées à destination de ports étrangers et déchargées en provenance de ports étrangers, 1961-1975

Million tons

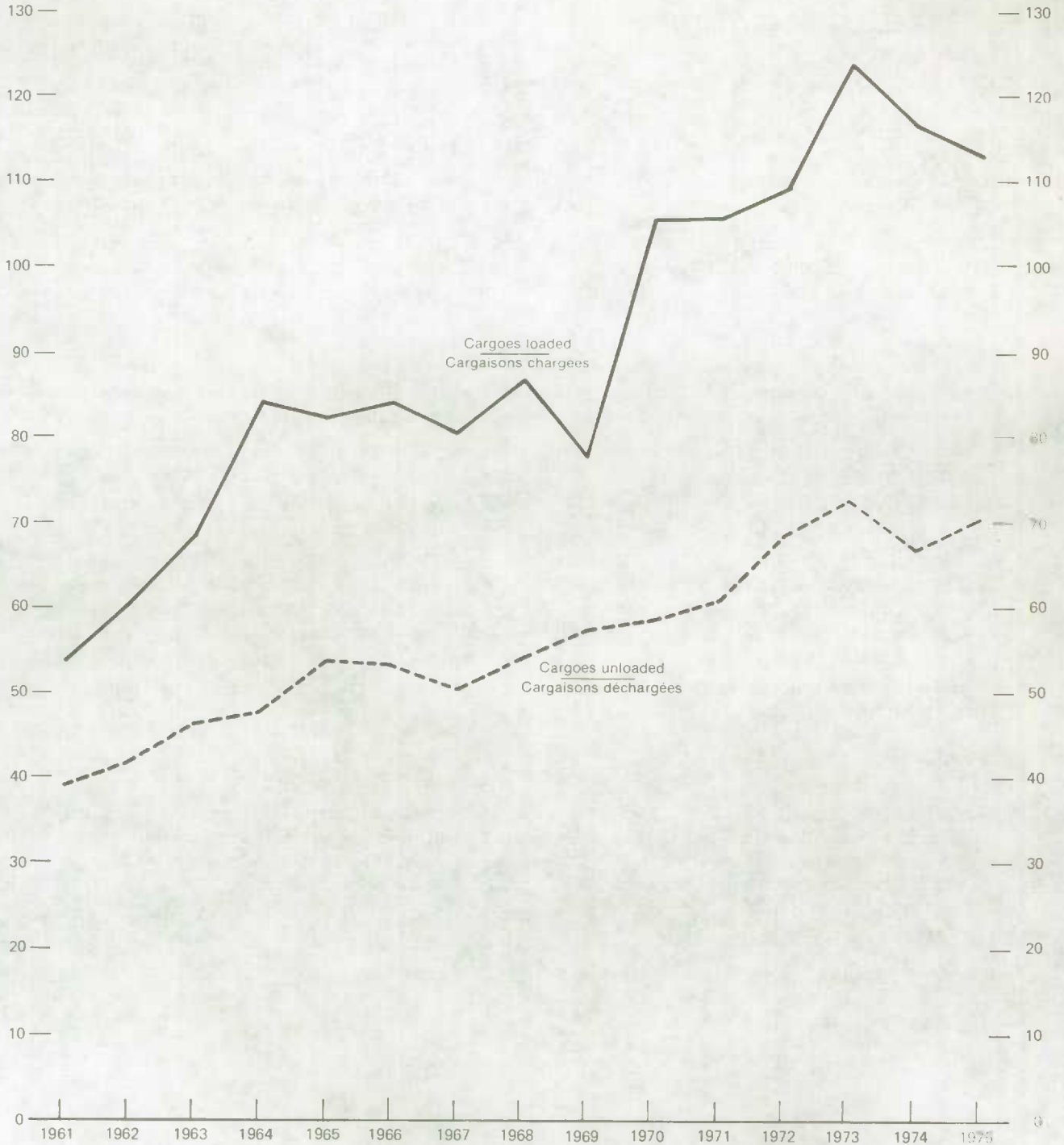
Millions de tonnes

140 —

Million tons

Millions de tonnes

— 140



INTRODUCTION

This publication presents statistics on the commodity and vessel traffic between Canada and foreign countries.

Cautionary Note

The statistics contained in this report should be used with due allowance for their limitations. In general, the figures are somewhat understated both in total and for specific commodities. Technological and other changes can distort year-to-year comparisons. For example, introduction of containerization causes an apparent drop in shipments of the commodity concerned, simply because the contents of containers are not reported. Some respondents consider the term "general cargo" to be synonymous with "miscellaneous"; consequently, general cargo figures tend to be inflated, and data for individual commodities may be somewhat lower than actual. Finally, response to the survey is known to be incomplete.

Solutions to these and other problems are being sought. As improvements are made, their effect on published information will be noted in this space.

Source

Shipping statistics are compiled from reports completed by operators or agents of vessels entering and leaving Canadian ports. Reports are not required for naval or fishing vessels, and craft of less than fifteen registered net tons. Customs officials act as agents for Statistics Canada by collecting forms at customs ports; returns for non-customs ports are forwarded through the nearest customs office. Operating data are collected for vessels calling at coastal and Great Lakes ports, but regions such as Lake Winnipeg and the MacKenzie River are not included in the survey.

Treatment of Data

The term "international seaborne shipping" is used for vessels classed as being in foreign service, that is when (1) the vessel arrives from or departs for a foreign port; or (2) cargo is loaded for or unloaded from a foreign port; or (3) the registry of the vessel is other than Canadian or British Commonwealth (even though the vessel may have sailed between two Canadian ports).

La présente publication renferme la statistique du transport des marchandises et du trafic maritime entre le Canada et l'étranger.

Mise en garde

Il y a lieu de tenir compte des limitations des statistiques publiées ici lors de leur utilisation. De façon générale, les chiffres sont quelque peu sous-estimés tant en ce qui a trait aux totaux qu'en ce qui concerne les marchandises particulières. Les changements technologiques et autres peuvent fausser les comparaisons d'une année à l'autre. Par exemple, la conteneurisation se traduit par une chute apparente des expéditions de la marchandise concernée, pour la simple raison que le contenu des conteneurs n'est pas indiqué. Certains enquêtés jugent que "marchandises diverses" est synonyme de "divers", par conséquent, les chiffres relatifs aux marchandises diverses tendent à être exagérés, et les données concernant les marchandises individuelles peuvent être quelque peu sous-estimées. Enfin, on sait que la réponse à l'enquête est incomplète.

Nous cherchons des solutions à ces problèmes et aux autres problèmes qui peuvent se poser. Au fur et à mesure que des améliorations se réaliseront, nous en indiquerons ici l'effet sur les renseignements publiés.

Source

Les statistiques sur la navigation sont établies d'après les données fournies par les exploitants ou les agents des navires qui entrent dans les ports canadiens ou qui en sortent. Aucune déclaration n'est requise des navires militaires, des bateaux de pêche, ni des embarcations de moins de quinze tonnes de jauge nette au registre. Les douaniers agissent à titre d'agents de Statistique Canada pour recueillir les formules aux ports douaniers; les statistiques pour les ports non douaniers sont acheminées au bureau de douane le plus proche. Les données d'exploitation sont recueillies pour les navires faisant escale aux ports côtiers et des Grands Lacs, mais certaines régions comme le lac Winnipeg et le fleuve MacKenzie ne sont pas comprises dans l'enquête.

Traitement des données

On utilise l'expression "transport maritime international" pour désigner les navires classés dans le service international, c'est-à-dire quand (1) le navire arrive d'un port étranger ou part à destination d'un port étranger; ou (2) des marchandises sont chargées à bord d'un navire à destination d'un port étranger ou déchargées d'un navire en provenance d'un port étranger; ou (3) le navire n'est immatriculé ni au Canada ni dans un autre pays du Commonwealth britannique (même si celui-ci a navigué entre deux ports canadiens).

A vessel is classed as being in coasting service if (1) it is of Canadian or British Commonwealth registry, sails between two Canadian ports, and loads or unloads no foreign freight; or if (2) it is of foreign registry, but is granted a waiver to engage in coasting service.

Beginning the count of vessel arrivals and departures on January 1 and ending it on December 31 can also cause a disparity in the total number arrived and departed. Vessels entering a port at the end of a year and clearing it the following January would only be counted as an arrival or departure for that year when the movement occurred. In addition, an entry into a port can be an international voyage, whereas the departure can be in coasting service; the reverse situation also applies.

In this publication, Canadian ports have been grouped into three regions:

- (1) Atlantic, Arctic waters, Northern Manitoba, Northern Ontario, Northern Quebec, and Lower St. Lawrence River ports (Montreal and below);
- (2) Great Lakes and Upper St. Lawrence River ports (above Montreal); and
- (3) Pacific ports.

The registry of the vessel transporting Canada's foreign trade is published in the first two tables for the United Kingdom, Denmark, West Germany, Greece, Italy, the Netherlands, Norway, Sweden, Liberia, Japan, Panama, the United States and Canada; other registries are grouped due to relatively lesser importance in terms of volume handled, as well as space limitations in this publication, and are designated "other".

Countries are divided by geographic areas, first Commonwealth nations, then other countries. The order is as follows: Western Europe, Eastern Europe, Middle East, Other Africa, Other Asia, Oceania, South America, Central America, North America. Full country nomenclature and system of classifying comprises Appendix B. Appendix C consists of a commodity list, based on the Standard Commodity Classification Manual published by Statistics Canada, into which all cargo types are grouped; reference to this appendix will enable users to obtain a complete description of those commodities which have been necessarily abbreviated in the tables. Sequence of commodities is from Live Animals through End Products as described in this appendix.

Un navire est classé dans le service de cabotage (1) s'il est immatriculé au Canada ou dans un pays du Commonwealth britannique, navigue entre deux ports canadiens, et ne charge ou ne décharge pas de marchandises du commerce extérieur; ou (2) s'il est immatriculé dans un pays étranger, et a été autorisé à faire du cabotage.

Le fait que la période de référence est l'année civile peut aussi expliquer les différences existant parfois entre le nombre total de navires entrés et le nombre total de navires sortis. Les navires qui entrent dans un port à la fin de l'année et qui n'en sortent qu'en janvier de l'année suivante ne sont comptés que comme une entrée ou une sortie pour l'année durant laquelle le mouvement s'est produit. De plus, l'arrivée et le départ d'un navire peuvent très bien entrer, la première, dans la catégorie de la "navigation internationale" et, le second, dans celle de la "navigation nationale", ou vice versa.

Dans la présente publication, les ports canadiens sont groupés en trois régions:

- (1) Les ports de l'Atlantique, ceux de l'Arctique, les ports du nord du Manitoba, du nord de l'Ontario, du nord du Québec et du bas Saint-Laurent (le port de Montréal et ceux qui sont situés en aval de celui-ci);
- (2) Les ports des Grands Lacs et du haut Saint-Laurent (en amont de Montréal); et
- (3) Les ports du Pacifique.

Les pays d'immatriculation des navires transportant des marchandises entre le Canada et les pays étrangers font l'objet des deux premiers tableaux, dans le cas du Royaume-Uni, du Danemark, Allemagne Ouest, de la Grèce, de l'Italie, des Pays-Bas, de la Norvège, de la Suède, du Libéria, du Japon, de Panama, des États-Unis et du Canada; les autres pays sont groupés à cause de leur importance relativement moindre du point de vue du volume et en raison du manque d'espace; ils sont désignés par "autre".

Les pays sont répartis par régions, en commençant par les pays du Commonwealth, suivis des autres pays dans l'ordre suivant: Europe occidentale, Europe orientale, Moyen-Orient, autres pays d'Afrique, autres pays d'Asie, Océanie, Amérique du Sud, Amérique centrale, Amérique du Nord. La nomenclature complète des pays et le mode de classement font l'objet de l'appendice B. L'appendice C est une liste de marchandises fondée sur la Classification type des marchandises publiée par Statistique Canada, où sont consignés tous les genres de cargaisons; le lecteur trouvera dans cet appendice une description complète des marchandises, qu'il a nécessairement fallu abréger dans les tableaux. La liste des marchandises commence par les animaux vivants et se termine par les produits finis.

The term "general cargo" in this publication refers only to commodities which were not specifically identified in shipping reports; it is not intended to indicate any distinction between bulk and other commodities.

Transhipments of cargoes, which are cargoes coming into a Canadian port en route to a port in a foreign country by water, are reflected in port totals. For example, cargoes unloaded from one vessel at Vancouver and re-loaded onto another vessel are recorded as a loading and unloading at that port.

For international trade, the published loadings and unloadings do not represent the exports and imports at a particular port because they include transhipped cargoes. (This term should not be confused with "goods-in-transit", goods neither loaded nor unloaded and therefore not recorded as a shipment.)

The letters "n.e.s." found in the commodity listing mean "not elsewhere specified".

All volume data are presented in tons of 2,000 pounds.

STATISTICAL ANALYSIS

In 1975, cargo loaded and unloaded in international shipping amounted to 183,226,733 tons resulting in a minimal decrease from the 1974 total of 183,896,574 tons. The number of vessels transporting these goods was down to 40,522, a decrease of 4.1% from the 42,272 vessels entering and leaving Canada in 1974. Although the number of vessel arrivals and departures in Canada declined, the total registered net tonnage increased to 231,354,278 tons, up 4,178,983 tons from the 1974 total net tonnage of 227,175,295 tons.

Loadings

The total loadings of cargo transported to foreign destinations amounted to 112,925,698 tons, resulting in a loss of 3.5% or 4,040,660 tons when compared to 1974.

Cargo loaded for the United States decreased by 4,964,398 tons from the 1974 total of 44,738,931 tons. Although it meant an 11.1% decrease, the United States remained our most important trading partner. Some of the commodities loaded for U.S. Great Lakes region which contributed to this decrease were dolomite, with a decrease of 23.6% (1,070,517 tons in 1975

L'expression "Marchandises diverses", dans la présente publication, se rapporte uniquement aux marchandises qu'on n'a pas décrites avec précision dans les rapports sur le transport maritime; son rôle ne consiste pas à faire une distinction entre les marchandises en vrac et les autres marchandises.

Les totaux portuaires comprennent les marchandises transbordées par eau, c'est-à-dire, les marchandises qui arrivent à un port canadien et qui sont destinées vers un port étranger. Les produits déchargés d'un bateau à Vancouver, par exemple, et rechargés à bord d'un autre navire figurent comme chargements et déchargements à ce port.

Pour le commerce international, les données publiées ne représentent pas les exportations et les importations parce qu'elles comprennent les marchandises transbordées. (On ne doit pas confondre ce terme avec marchandises en transit qui ne sont ni chargées ni déchargées et par ce fait même ne sont pas rapportées.)

Les lettres "n.d.a." dans la liste de marchandises, signifient "non dénommé ailleurs".

Toutes les données sur le volume sont représentées en tonnes de 2,000 livres.

ANALYSE STATISTIQUE

Le volume des marchandises chargées et déchargées au titre du transport international a légèrement fléchi en 1975, pour atteindre 183,226,733 tonnes (183,896,574 en 1974). Le nombre de navires assurant ce trafic est tombé à 40,522, soit une baisse de 4.1% par rapport au chiffre de 42,272 navires observé en 1974. Bien que le nombre de départs et d'arrivées des navires ait diminué, la jauge nette totale au registre est passée de 227,175,295 tonnes à 231,354,278, soit une augmentation de 4,178,983 par rapport au tonnage net total de 1974.

Chargements

Le volume total des chargements de marchandises transportées à l'étranger s'établissait à 112,925,698 tonnes, soit 4,040,660 tonnes (3.5%) de moins qu'en 1974.

Les marchandises à destination des États-Unis ont diminué de 4,964,398 tonnes par rapport au total de 44,738,931 tonnes en 1974. Malgré cette baisse de 11.1%, ce pays demeure toujours notre principal partenaire commercial. Voici certaines des marchandises qui ont contribué à cette baisse. La dolomite a diminué de 23.6% (1,070,517 tonnes en 1975 contre 1,400,688 tonnes en

compared to 1,400,688 tons in 1974) and cement, with a decrease of 18.1% (867,289 tons compared to 1,059,201 tons). The commodities loaded for the U.S. Atlantic and Gulf regions, that contributed to the decrease in total loadings were crude petroleum with 26.2% (1,245,973 tons in 1975 compared to 1,688,973 tons in 1974), gypsum with 26% (4,168,890 tons compared to 5,634,673 tons), fuel oil with 66.4% (761,402 tons compared to 2,265,616 tons) and newsprint paper with 24.6% (551,218 tons compared to 731,195 tons).

Some of the commodities loaded for the United States that did show increases in tonnage were limestone, lumber and timber, and were most prominent with 13.8% and 37.9% increases respectively. These commodities were destined for U.S. Pacific ports respectively. The major commodity destined for the U.S. Great Lakes region which showed an increase was fuel oil. It increased to 1,869,286 tons from the 1,708,421 tons loaded in 1974.

Cargo loaded for Japan increased from 21,875,684 tons in 1974 to 22,708,490 tons this year. The majority of the tonnage loaded consisted of wheat (1,500,476 tons), barley (1,041,279 tons), iron ore (4,520,595 tons) and bituminous coal (10,801,579 tons). These tonnages aggregated to 17,863,929 tons representing 78.7% of the total cargo loaded for this country.

Cargoes destined for the United Kingdom decreased from 10,699,305 tons in 1974 to 8,356,616 tons in 1975. The major factor affecting this 21.9% decrease was the reduced number of shipments of iron ore. This commodity tonnage was down 2,100,888 tons from the 1974 total of 5,235,819 tons.

Although total cargo loadings were lower in 1975 compared to the previous year, there was an increase in tonnage registered for various commodities. The tonnage of barley, corn, oats, rye and wheat aggregated to 20,475,665 tons for 1975, an increase of 14.9% over the 17,827,665 tons loaded in 1974. Bituminous coal accounted for an increase of 2,370,985 tons or 25.3% from the 1974 figure of 9,368,300 tons and limestone increased to 1,101,669 tons from the 970,096 tons loaded last year.

Unloadings

During 1975 Canadian ports unloaded an additional 3,370,819 tons of cargo or a 5.0% increase from the previous years total of 66,930,216 tons.

Cargo entering Canada from the United States totalled 36,068,451 tons, an increase of 22.2% over the

1974) et le ciment, de 18.1% (867,289 tonnes contre 1,059,201 tonnes. Les marchandises dont les chargements à destination des régions américaines de l'Atlantique et du Golfe ont aussi diminué sont le pétrole brut, moins 26.2% (1,245,973 tonnes en 1975 contre 1,688,973 tonnes en 1974), le gypse, moins 26% (4,168,890 tonnes contre 5,634,673 tonnes), le mazout, moins 66.4% (761,402 tonnes contre 2,265,616 tonnes) et le papier à journal, moins 24.6% (551,218 tonnes contre 731,195 tonnes).

Quelques-unes des marchandises destinées aux États-Unis et dont le tonnage a augmenté, étaient la pierre calcaire, le bois de construction et le bois d'oeuvre. Ces marchandises, étaient destinées aux ports américains du Pacifique et ils accusent les plus fortes augmentations, respectivement 13.8% et 37.9%. Le mazout représente la marchandise à destination de la région américaine des Grands Lacs dont la hausse est la plus importante, passant de 1,708,421 tonnes en 1974 à 1,869,286.

Le volume des marchandises chargées à destination du Japon a monté à 22,708,490 tonnes cette année contre 21,875,684 tonnes en 1974. La majorité des chargements étaient constitués de blé (1,500,476 tonnes), d'orge (1,041,279 tonnes), de minerai de fer (4,520,595 tonnes) et de charbon bitumineux (10,801,579 tonnes). Ces marchandises ont compté pour 17,863,929 tonnes et ils représentent 78.7% du tonnage total des marchandises chargées pour ce pays.

Le volume des marchandises à destination du Royaume-Uni a diminué de 10,699,305 tonnes en 1974 à 8,356,616 tonnes en 1975. Cette chute de 21.9% est attribuable surtout à une réduction du nombre d'expéditions de minerai de fer. Le tonnage de cette marchandise accusa une baisse de 2,100,888 tonnes par rapport aux 5,235,819 tonnes en 1974.

On a enregistré une progression de tonnage pour diverses marchandises même si les chargements ont fléchi en 1975 par rapport à l'année précédente. L'orge, le maïs, l'avoine, le seigle et le blé ont atteint 20,475,665 tonnes en 1975, soit une hausse de 14.9% par rapport aux 17,827,665 tonnes chargées en 1974. Le charbon bitumineux s'est accru de 2,370,985 tonnes (25.3%) sur les 9,368,300 tonnes de 1974 et la pierre calcaire est passée de 970,096 tonnes l'année dernière à 1,101,669 tonnes.

Déchargements

En 1975, les ports canadiens ont déchargé 3,370,819 tonnes ou 5.0% de marchandises de plus que les 66,930,216 tonnes enregistrées l'année précédente.

Les marchandises en provenance des États-Unis ont atteint 36,068,451 tonnes, soit une augmentation de

29,523,048 tons unloaded in 1974. The major commodity tonnages responsible for the increase of 6,545,403 tons of cargo unloaded were wheat (1,851,210 tons in 1975 compared to 1,038,525 tons in 1974), iron ore (4,138,247 tons compared to 2,052,070 tons), bituminous coal (16,875,505 tons compared to 13,125,264 tons) and limestone (3,456,642 tons compared to 2,932,662 tons). All of the above commodities were loaded in the U.S. Great Lakes region.

Of the total foreign cargoes destined for Canada, iron ore (5,780,561 tons in 1975 compared to 3,417,113 tons in 1974), bituminous coal (16,958,881 tons compared to 13,200,257 tons) and limestone (3,456,642 tons compared to 2,932,662 tons) provided for the major part of the increase of tonnage unloaded.

22.2 % sur les 29,523,048 tonnes déchargées en 1974. Les grands responsables de cette hausse de 6,545,403 tonnes étaient: le blé (1,851,210 tonnes en 1975 contre 1,038,525 tonnes en 1974), le minerai de fer (4,138,247 tonnes contre 2,052,070), le charbon bitumineux (16,875,505 tonnes contre 13,125,264) et la pierre calcaire (3,456,642 tonnes contre 2,932,662). Toutes les marchandises susmentionnées ont été chargées dans la région américaine des Grands Lacs.

De l'ensemble des marchandises en provenance de pays étrangers, le minerai de fer (5,780,561 tonnes en 1975 contre 3,417,113 en 1974 soit 69.2 %), le charbon bitumineux (16,958,881 tonnes contre 13,200,257 soit 28.5 %) et la pierre calcaire (3,456,642 tonnes contre 2,932,662 soit 17.9 %) ont le plus contribué à l'augmentation du volume des déchargements.

ALPHABETIC LISTING OF COUNTRIES AND SUMMARY OF TONNAGE LOADED AND UNLOADED FOR 1975

COUNTRY	LOADED AT CANADIAN PORTS		UNLOADED AT CANADIAN PORTS		TOTAL
	TONNAGE	SEE PAGE	TONNAGE	SEE PAGE	
ADEN.....	40,193	23	-	-	40,193
ALBANIA.....	73,086	21	-	-	73,086
ALGERIA.....	511,453	36	83,099	128	594,552
ANGOLA.....	23,183	36	8,466	128	31,649
ARGENTINA.....	149,331	61	9,473	147	158,804
AUSTRALIA.....	685,287	55	948,476	144	1,633,763
BAHAMAS.....	53,527	72	1,199,475	150	1,253,002
BAHRAIN.....	454	23	-	-	454
BANGLADESH.....	405,963	59	8,616	146	414,579
BARBADOS.....	22,609	76	8,644	151	31,253
BELGIUM-LUXEMB.....	2,812,784	3	779,766	106	3,592,550
BELIZE.....	1,025	75	-	-	1,025
BERMUDA.....	14,266	72	744	151	15,010
BRAZIL.....	767,746	62	1,270,229	147	2,037,975
BULGARIA.....	439	21	-	-	439
BURMA.....	15	48	69	136	84
CAMEROON.....	5,605	37	3,640	128	9,245
CHILE.....	26,165	64	15,284	149	41,449
COLOMBIA.....	66,409	65	10,088	149	76,497
COSTA RICA.....	32,043	87	365	153	32,408
CUBA.....	865,680	88	181,800	153	1,047,480
CYPRUS.....	43,066	23	4,628	124	47,694
DAHOMY.....	11,943	38	-	-	11,943
DENMARK.....	259,458	5	11,267	109	270,725
DOMINICAN REP.....	32,497	89	29,299	153	61,796
ECUADOR.....	45,293	66	1,118	149	46,411
EL SALVADOR.....	16,698	91	2,328	153	19,026
ETHIOPIA.....	26,443	24	202	124	26,645
FIJI.....	1,389	57	431	145	1,820
FINLAND.....	76,382	6	19,387	109	95,769
FR. AFRICA NES.....	2,066	38	106,111	128	108,177
FR. OCEANIA.....	28	59	-	-	28
FR. WEST INDIES.....	326	92	-	-	326
FRANCE.....	1,685,540	6	176,353	109	1,861,893
GABON.....	91	38	67,173	129	67,264
GERMANY WEST.....	3,082,696	8	208,320	111	3,291,016
GHANA.....	68,629	29	4,751	125	73,380
GREECE.....	101,045	11	172,798	114	273,843
GREENLAND.....	2,239	96	-	-	2,239
GUATEMALA.....	6,499	92	12,367	153	18,866
GUINEA.....	-	-	1,293,254	129	1,293,254
GUYANA.....	11,654	59	91,699	146	103,353
HAITI.....	20,973	92	-	-	20,973
HONDURAS.....	10,317	93	-	-	10,317
HONG KONG.....	51,248	43	31,417	130	82,665
ICELAND.....	1,000	12	-	-	1,000
INDIA.....	1,192,820	43	22,705	132	1,215,525
INDONESIA.....	79,976	49	14,617	136	94,593
IRAN.....	175,940	24	7,345,149	124	7,521,089
IRAQ.....	271,071	25	7,824	124	278,895
IRELAND.....	61,041	12	22,372	115	83,413
ISRAEL.....	277,474	25	17,611	124	295,085
ITALY.....	5,415,925	12	192,942	115	5,608,867
IVORY COAST.....	4,840	38	4,315	129	9,155
JAMAICA.....	40,881	79	69,981	151	110,862
JAPAN.....	22,708,490	49	624,938	136	23,333,428
JORDAN.....	7,589	26	-	-	7,589
KENYA.....	7,917	30	41,897	125	49,814
KOREA - SOUTH.....	535,974	52	94,555	140	630,529
KUWAIT.....	8,861	26	1,395,109	124	1,403,970
LEBANON.....	247,046	26	74	124	247,120
LEE-WIND IS.....	29,144	81	2,169	152	31,313
LIBERIA.....	2,066	39	272,352	129	274,418
LIBYA.....	19,192	27	374,114	124	393,306
MALAGASY.....	543	40	-	-	543
MALAYSIA.....	44,370	45	63,928	133	108,298
MALTA AND GOZO.....	6,812	3	-	-	6,812
MAURITIUS-DEP.....	66	31	43,319	126	43,385
MEXICO.....	353,042	93	452,205	154	805,247
MOROCCO.....	150,308	40	16,433	129	166,741
MOZAMBIQUE.....	212,054	40	26,254	129	238,307
NETH. ANTILLES.....	1,917	94	443,344	154	445,261
NETHERLANDS.....	8,105,531	14	290,461	116	8,395,992
NEW ZEALAND.....	191,027	57	53,423	145	244,450
NICARAGUA.....	5,424	94	1,244	154	6,668
NIGERIA.....	19,756	31	56,583	126	76,339
NORWAY.....	272,994	18	54,988	118	327,982
PAKISTAN.....	449,116	46	1,921	134	451,037
PANAMA.....	12,508	94	37,847	154	50,355
PEOPLE R CHINA.....	2,584,023	48	6,516	136	2,590,539

ALPHABETIC LISTING OF COUNTRIES AND SUMMARY OF TONNAGE LOADED AND UNLOADED FOR 1975

COUNTRY	LOADED AT CANADIAN PORTS		UNLOADED AT CANADIAN PORTS		TOTAL
	TONNAGE	SEE PAGE	TONNAGE	SEE PAGE	
PERU.....	162,464	67	4,155	150	166,619
PHILIPPINES.....	182,073	53	30,554	141	212,627
POLAND.....	1,073,424	21	88,294	122	1,161,718
PORT. AF. NES.....	864	41	-	-	864
PORTUGAL.....	158,342	18	13,756	119	172,098
PUERTO RICO.....	151,289	95	839	154	152,128
QATAR.....	12	23	-	-	12
ROMANIA.....	603,071	21	1,488	123	604,559
SAUDI ARABIA.....	110,511	27	5,912,622	124	6,023,133
SENEGAL.....	14,314	41	574	129	14,888
SIERRA LECNE.....	3,300	35	328,070	128	331,370
SINGAPORE.....	57,444	47	38,564	134	96,008
SOMALIA.....	8,430	28	30	125	8,460
SOUTH AFRICA.....	228,909	31	472,357	126	701,266
SPAIN.....	1,324,614	18	98,079	119	1,422,693
SPANISH AFRICA.....	23,396	41	-	-	23,396
SRI LANKA.....	29,197	42	18,529	130	47,726
ST. PIERRE-MIQ.....	70,572	96	628	155	71,200
SUDAN.....	3,954	28	-	-	3,954
SURINAM.....	200	69	59,647	150	59,847
SWEDEN.....	299,694	19	319,062	121	618,756
SYRIA.....	1,075	28	-	-	1,075
TAIWAN.....	282,035	54	80,757	142	362,792
TANZANIA.....	70,708	35	7,429	128	78,137
THAILAND.....	86,647	54	3,114	143	89,761
TOGO.....	384	41	-	-	384
TRINIDAD-TOBAG.....	42,033	84	1,831,634	152	1,873,667
TRUCIAL STATES.....	2,953	23	-	-	2,953
TUNISIA.....	74,757	42	-	-	74,757
TURKEY.....	37,134	28	1,528	125	38,662
UNITED STATES.....	39,774,533	97	36,068,451	155	75,842,984
U.A.R. - EGYPT.....	147,447	29	-	-	147,447
U.S. OCEANIA.....	312	59	-	-	312
UNITED KINGDOM.....	8,356,616	1	920,518	104	9,277,134
URUGUAY.....	25,693	69	-	-	25,693
U.S.S.R.....	3,535,313	22,55	28,810	123,144	3,564,123
VENEZUELA.....	264,901	69	5,137,567	150	5,402,468
VIET-NAM, SOUTH.....	11,624	55	20	144	11,644
YUGOSLAVIA.....	78,855	23	18,412	123	97,267
ZAIRE.....	16,083	37	3,217	128	19,300
TOTAL.....	112,925,698		70,301,035		183,226,733

LISTE ALPHABETIQUE DES PAYS ET SOMMAIRE DES CHARGEMENTS ET DECHARGEMENTS EN TONNES POUR 1972

PAYS	MARCHANDISES CHARGÉES DANS LES PORTS CANADIENS		MARCHANDISES DÉCHARGÉES DANS LES PORTS CANADIENS		TOTAL
	TONNAGE	VOIR LA PAGE	TONNAGE	VOIR LA PAGE	
ADEN.....	40,193	23	-	-	40,193
AF. PORT. NCA.....	864	41	-	-	864
AFRIQUE DU SUD.....	228,909	31	472,357	126	701,266
AFRIQUE ESPAG.....	23,396	41	-	-	23,396
AFRIQUE FR.NCA.....	2,066	38	106,111	128	108,177
ALBANIE.....	73,086	21	-	-	73,086
ALGERIE.....	511,453	36	83,099	128	594,552
ALLEMAGNE O.....	3,082,696	8	208,320	111	3,291,016
ANGOLA.....	23,183	36	8,466	128	31,649
ANTILLES FR.....	326	92	-	-	326
ANTILLES NEERL.....	1,917	94	443,344	154	445,261
ARABIE SAOUDIT.....	110,511	27	5,912,622	124	6,023,133
ARGENTINE.....	149,331	61	9,473	147	158,804
AUSTRALIE.....	685,287	55	548,476	144	1,633,763
BAHREIN.....	454	23	-	-	454
BANGLADESH.....	405,963	59	8,616	146	414,579
BARBADE.....	22,609	76	8,644	151	31,253
BELGIQUE-LUX.....	2,812,784	3	779,766	106	3,592,550
BELIZE.....	1,025	75	-	-	1,025
BÉRNUDES.....	14,266	72	744	151	15,010
BIRMANIE.....	15	48	69	136	84
BRESIL.....	767,746	62	1,270,229	147	2,037,975
BULGARIE.....	439	21	-	-	439
CAMEROUN.....	5,605	37	3,640	128	9,245
CHILI.....	26,165	64	15,284	149	41,449
CHYPRE.....	43,066	23	4,628	124	47,694
COLOMBIE.....	66,409	65	10,088	149	76,497
CORÉE DU SUD.....	935,974	52	94,559	140	630,533
COSTA-RICA.....	32,043	87	365	153	32,408
COTE-D'IVOIRE.....	4,840	38	4,315	129	9,155
CUBA.....	865,680	88	181,800	153	1,047,480
DAHOMÉ.....	11,943	38	-	-	11,943
DANEMARK.....	259,458	5	11,267	109	270,725
ÉTATS-UNIS.....	39,774,533	97	36,068,451	155	75,842,984
EQUATEUR.....	45,293	66	1,118	149	46,411
ESPAGNE.....	1,324,614	18	98,079	119	1,422,693
ÉTATS, TRAITÉ.....	2,953	23	-	-	2,953
ETHIOPIE.....	26,443	24	202	124	26,645
FIDJI.....	1,389	57	431	145	1,820
FINLANDE.....	76,382	6	19,387	109	95,769
FRANCE.....	1,685,540	6	176,353	109	1,861,893
GABON.....	91	38	67,173	129	67,264
GHANA.....	68,629	29	4,751	125	73,380
GRÈCE.....	101,045	11	172,798	114	273,843
GROENLAND.....	2,239	96	-	-	2,239
GUATEMALA.....	6,499	92	12,367	153	18,866
GUINÉE.....	-	-	1,293,254	129	1,293,254
GUYANE.....	11,654	59	91,699	146	103,353
HAÏTI.....	20,973	92	-	-	20,973
HONDURAS.....	10,317	93	-	-	10,317
HONG-KONG.....	51,248	43	31,417	130	82,665
I. LEEUW-VIND.....	29,144	81	2,169	152	31,313
ILES BAHAMAS.....	53,527	72	1,199,475	150	1,253,002
INDE.....	1,192,820	43	22,705	132	1,215,525
INDONÉSIE.....	79,976	49	14,617	136	94,593
IRAK.....	271,071	25	7,824	124	278,895
IRAN.....	175,940	24	7,345,149	124	7,521,089
IRLANDE.....	61,041	12	22,372	115	83,413
ISLANDE.....	1,000	12	-	-	1,000
ISRAËL.....	277,474	25	17,611	124	295,085
ITALIE.....	5,415,925	12	192,942	115	5,608,867
JAMAÏQUE.....	40,881	79	69,981	151	110,862
JAPON.....	22,708,490	49	624,938	136	23,333,428
JORDANIE.....	7,589	26	-	-	7,589
KENYA.....	7,917	30	41,857	125	49,814
KOÛEÏT.....	8,861	26	1,395,109	124	1,403,970
LIBAN.....	247,046	26	74	124	247,120
LIBÉRIA.....	2,066	39	272,352	129	274,418
LIBYE.....	19,192	27	374,114	124	393,306
MALAISIE.....	44,370	45	63,928	133	108,298
MALGACHE.....	543	40	-	-	543
MALTE ET GOZZO.....	6,812	3	-	-	6,812
MAROC.....	150,308	40	16,433	129	166,741
MAURICE ET DEP.....	66	31	43,319	126	43,385
MEXIQUE.....	353,042	93	452,205	154	805,247
MOZAMBIQUE.....	212,054	40	26,253	129	238,307
NICARAGUA.....	5,424	94	1,244	154	6,668
NIGÉRIA.....	19,756	31	56,583	126	76,339

LISTE ALPHABÉTIQUE DES PAYS ET SOMMAIRE DES CHARGEMENTS ET DÉCHARGEMENTS EN TONNES POUR 1970

PAYS	MARCHANDISES CHARGÉES DANS LES PORTS CANADIENS		MARCHANDISES DÉCHARGÉES DANS LES PORTS CANADIENS		TOTAL
	TONNAGE	VOIR LA PAGE	TONNAGE	VOIR LA PAGE	
NORVEGE	272,994	18	54,988	118	327,982
NOUV.- ZELANDE	191,027	57	53,423	145	244,450
OCEANIE E-U	312	59	-	-	312
OCEANIE FR	28	59	-	-	28
PAKISTAN	449,116	46	1,921	134	451,037
PANAMA	12,508	94	37,847	154	50,355
PAYS-BAS	8,105,531	14	290,461	116	8,395,992
PEROU	162,464	67	4,155	150	166,619
PHILIPPINES	182,073	53	30,554	141	212,627
POLGNE	1,073,424	21	88,294	122	1,161,718
PORTO-RICO	151,289	95	839	154	152,128
PORTUGAL	158,342	18	13,756	119	172,098
QATAR	12	23	-	-	12
R. DOMINICAINE	32,497	89	29,299	153	61,796
R.A.U.- EGYPTE	147,447	29	-	-	147,447
REP. POP. CHINE	2,584,023	48	6,516	136	2,590,539
ROUMANIE	603,071	21	1,488	123	604,559
ROYAUME-UNI	8,356,616	1	520,518	104	9,277,134
SALVADOR	16,698	91	2,328	153	19,026
SENEGAL	14,314	41	574	129	14,888
SIERRA LÉONE	3,300	35	328,070	128	331,370
SINGAPOUR	57,444	47	38,564	134	96,008
SOMALIE	8,430	28	30	125	8,460
SOUDAN	3,954	28	-	-	3,954
SRI LANKA	29,197	42	18,529	130	47,726
ST-PIERRE-MIQ	70,572	96	628	155	71,200
SUEDE	299,694	19	319,062	121	618,756
SURINAM	200	69	59,647	150	59,847
SYRIE	1,075	28	-	-	1,075
TAIWAN	282,035	54	80,757	142	362,792
TANZANIE	70,708	35	7,429	128	78,137
THAÏLANDE	86,647	54	3,114	143	89,761
TONGA	384	41	-	-	384
TRINIDAD TOBAG	42,033	84	1,831,634	152	1,873,667
TUNISIE	74,757	42	-	-	74,757
TURQUIE	37,134	28	1,528	125	38,662
U.S.S.	3,535,313	22, 55	28,810	123, 144	3,564,123
URUGUAY	25,693	69	-	-	25,693
VÉNÉZUELA	264,901	69	5,137,567	150	5,402,468
VIET-NAM, SUD	11,624	55	20	144	11,644
YOUgosLAVIE	78,855	23	18,412	123	97,267
ZAÏRE	16,083	37	3,217	128	19,300
TOTAL	112,925,698		70,301,035		183,226,733




TABLE 1. CARGOES LOADED AT CANADIAN PORTS FOR FOREIGN COUNTRIES IN 1975.

TABEAU 1. MARCHANDISES CHARGÉES DANS LES PORTS CANADIENS A DESTINATION DE PAYS ÉTRANGERS EN 1975.

COUNTRY OF DESTINATION AND KIND OF CARGO	REGISTRY OF VESSEL	ATLANTIC ATLANTIQUE	GREAT LAKES GRANDS LACS	PACIFIC PACIFIQUE	TOTAL TOTAL	IMMATIC. DU NAVIRE	PAYS DE DESTINATION ET MARCHANDISE
UNITED KINGDOM							ROYAUME-UNI
LIVE ANIMALS, NES	CER		5		5	ALL	ANIMAUX VIVANTS, NDA
MEAT, FRESH OR FROZEN	NORW	262			262	NORV	VIANDE, FRAICHE / CONG.
	PANAM	44			44	PANAM	
	OTHER	40			40	AUTRE	
COMMODITY TOTAL		346			346		TOTAL DE MARCHANDISE
FISH, FRESH OR FROZEN	DENMK			38	38	DANMK	POISSON, FRAIS OU CONG.
	JAPAN			3	3	JAPON	
COMMODITY TOTAL				41	41		TOTAL DE MARCHANDISE
LOBSTER	CTHER	2			2	AUTRE	HOMARD
SHELL FISH, NES	CTHER	3			3	AUTRE	MOLLUSQUES CRUST., NDA
BARLEY	GREEK	8,983			8,983	GRECC	ORGE
	LIBER	728			728	LIBER	
COMMODITY TOTAL		9,711			9,711		TOTAL DE MARCHANDISE
CORN	GREEK	4,498			4,498	GRECC	MAIS
	NETH	34,500			34,500	P.BAS	
	NORW	10,596			10,596	NORV	
	LIBER	5,393			5,393	LIBER	
	OTHER	39,536			39,536	AUTRE	
COMMODITY TOTAL		94,523			94,523		TOTAL DE MARCHANDISE
RYE	CTHER	3,874			3,874	AUTRE	SEIGLE
WHEAT	U K	167,487	3,172		170,659	R U	BLE
	GER	145,782			145,782	ALL	
	GREEK	134,391			134,391	GRECC	
	NETH	18,887			18,887	P.BAS	
	NORW	198,006			198,006	NORV	
	SWEDN	91,324			91,324	SUEDE	
	LIBER	288,619	6,596		295,215	LIBER	
	CTHER	424,872	807		425,679	AUTRE	
COMMODITY TOTAL		1,469,368	10,575		1,479,943		TOTAL DE MARCHANDISE
MALT AND MALT FLOUR	LIBER		2,888		2,888	LIBER	MALT ET FARINE DE MALT
FROZEN FRUITS, BERRIES	NETH	12			12	P.BAS	FRUITS, BAIES CONGÉES
	PANAM	272			272	PANAM	
COMMODITY TOTAL		284			284		TOTAL DE MARCHANDISE
VEGETABLES, FROZEN	GREEK	4,934			4,934	GRECC	LEGUMES, CONGÉES
	NETH	809			809	P.BAS	
	NORW	601			601	NORV	
	JAPAN	1,710			1,710	JAPON	
	CTHER	916			916	AUTRE	
COMMODITY TOTAL		8,970			8,970		TOTAL DE MARCHANDISE
MISC. FOOD PREP. NES	GREEK	129			129	GRECC	DIV. PREP. ALIM. NDA
HULLS, SCREENINGS, CHAFF	U K		2,564		2,564	R U	ÉCOURURES, CRIBLURES, BAL
	LIBER		8,422		8,422	LIBER	
COMMODITY TOTAL			10,986		10,986		TOTAL DE MARCHANDISE
SOYA. OIL MEAL, CAKE	U K		2,597		2,597	R U	FARINE TOURT. GR. SOYA
	GER		2,993		2,993	ALL	
	CTHER		53,619		53,619	AUTRE	
COMMODITY TOTAL			59,209		59,209		TOTAL DE MARCHANDISE
OIL SEED MEAL, CAKE NES	GER		5,651		5,651	ALL	FAR. TOURT. OLEAG. NDA
FEEDS, VEGETABLE ORIGIN	GREEK		10,500		10,500	GRECC	PROV. DDRIGINE VEGETALE
CONC. COMPLETE FEEDS	U K		20,647	6,713	27,360	R U	CONC., PROV. COMPLETES
	GER		8,974		8,974	ALL	
	GREEK		38,184		38,184	GRECC	
	LIBER		46,204		46,204	LIBER	
	OTHER		25,353		25,353	AUTRE	
COMMODITY TOTAL			139,362	6,713	146,075		TOTAL DE MARCHANDISE
FLAXSEED	LIBER		1,080		1,080	LIBER	GRAINE DE LIN
RAPESEED	U K		1,960		1,960	R U	GRAINE DE COLZA
	LIBER		1,145		1,145	LIBER	
COMMODITY TOTAL			3,105		3,105		TOTAL DE MARCHANDISE
SOYA BEANS	GREEK	2,760			2,760	GRECC	GRAINE DE SOYA
	NORW	37,619			37,619	NORV	
	CTHER	27,360			27,360	AUTRE	
COMMODITY TOTAL		67,739			67,739		TOTAL DE MARCHANDISE
IRON ORE AND CONC	U K	927,949			927,949	R U	MINÉRAI, CONC. DE FER
	NORW	520,090			520,090	NORV	
	SWEDN	147,347			147,347	SUEDE	
	LIBER	1,539,545			1,539,545	LIBER	
COMMODITY TOTAL		3,134,931			3,134,931		TOTAL DE MARCHANDISE
LEAD ORE AND CONC.	LIBER	4,665			4,665	LIBER	MINÉRAI, CONC. DE PLOMB
NICKEL-COPPER ORE	U K	2,113			2,113	R U	MINÉRAI, CONC. DE CUIVRE-NICKEL
ZINC ORE AND CONC.	LIBER	5,613			5,613	LIBER	MINÉRAI, CONC. DE ZINC
ORES AND CONC. NES	U K	45		765	810	R U	MINÉRAIS ET CONC. NDA
	NORW			47,029	47,029	NORV	
COMMODITY TOTAL		45		47,794	47,839		TOTAL DE MARCHANDISE
NON-FERROUS MET. SCRAP	GER			20	20	ALL	DÉCHETS MÉTAL. NON FER.
SLAG, DROSS, BY-PRODUCTS	NORW	11,200			11,200	NORV	POUS. GUEUL. SCOR. PRCD.
	LIBER	15,680			15,680	LIBER	
	CTHER	16,100			16,100	AUTRE	
COMMODITY TOTAL		42,980			42,980		TOTAL DE MARCHANDISE
COAL, BITUMINOUS	U K			16,240	16,240	R U	CHARBON BITUMINEUX
	GREEK	136,254			136,254	GRECC	
	ITALY	17,044			17,044	ITAL	
	NORW	19,129			19,129	NORV	
	LIBER	24,500			24,500	LIBER	
	PANAM	106,727			106,727	PANAM	
	CTHER	53,851			53,851	AUTRE	
COMMODITY TOTAL		357,505		16,240	373,745		TOTAL DE MARCHANDISE

TABLE 1. CARGOES LOADED AT CANADIAN PORTS FOR FOREIGN COUNTRIES IN 1975.

TABLEAU 1. MARCHANDISES CHARGÉES DANS LES PORTS CANADIENS A DESTINATION DE PAYS ÉTRANGERS EN 1975.

COUNTRY OF DESTINATION AND KIND OF CARGO	REGISTRY OF VESSEL	ATLANTIC ATLANTIQUE	GREAT LAKES GRANDS LACS	PACIFIC PACIFIQUE	TOTAL TOTAL	IMMATIC. DU NAVIRE	PAYS DE DESTINATION ET MARCHANDISE
UNITED KINGDOM CCNT. SULPHUR IN ORES	U K			39,510	39,510	R U	ROYAUME-UNI
	GREEK			47,300	47,300	GRECC	SOUFRE EN MINÉRAI
	LIBER			12,880	12,880	LIBER	
COMMODITY TOTAL CRUDE NON-MET. MIN. NES	GER CTHER	7,497	8,662		8,662	ALL AUTRE	TOTAL DE MARCHANDISE MIN. NON-MET. BRUTS NDA
COMMODITY TOTAL LUMBER AND TIMBER	U K	11,683		73,291	84,974	R U	TOTAL DE MARCHANDISE BOIS D'OEUVRE ET CHARP.
	DENMK	2,595			2,595	DANMK	
	GER	2,801	2,284		5,085	ALL	
	GREEK		131	36,823	36,954	GRECC	
	NORW	5,055		95,748	100,803	NORW	
	SWEDN	17		123,150	123,167	SUEDE	
	LIBER			29,629	29,629	LIBER	
COMMODITY TOTAL SHINGLES AND SHAKES	PANAM	4,725			4,725	PANAM	
	CTHER	2,748	288	22,821	25,857	AUTRE	TOTAL DE MARCHANDISE BARDEAUX, BARD. FACADE
	GREEK		2,703	381,462	413,789	GRECC	
	NORW			1	1	NORW	
	SWEDN			73	73	SUEDE	
COMMODITY TOTAL VENEER, PLYWOOD	LIBER			54	54	LIBER	TOTAL DE MARCHANDISE PLACAGES, CONTRE-PLAQ.
	CTHER			11	11	AUTRE	
	U K	341		139	4,164	R U	
	GREEK			4,164	4,505	GRECC	
	NORW			10,434	10,434	NORW	
COMMODITY TOTAL PULP	SWEDN	4,101		28,161	28,161	SUEDE	
	LIBER			53,609	57,710	LIBER	
	CTHER			6,128	6,128	AUTRE	TOTAL DE MARCHANDISE PATE
	U K	4,442		13,253	13,253	R U	
	DENMK	70,824		115,749	120,191	DANMK	
	GER	1,619		75,335	146,163	ALL	
	GREEK	12,557	7,872	10,517	30,546	GRECC	
COMMODITY TOTAL NEWSPRINT PAPER	NORW	5,836		3,997	5,833	NORW	
	SWEDN	14,436	6,220	195,769	216,425	SUEDE	
	LIBER	3,641		55,974	59,615	LIBER	
	CTHER	6,148	3,430	22,934	32,512	AUTRE	TOTAL DE MARCHANDISE PAPIER JOURNAL
	U K	42,484	6,703	51,791	100,978	R U	
	DENMK	157,545	24,225	416,321	558,091	DANMK	
	GER	174,831		5,300	180,131	ALL	
	NETH	2,830			2,830	P. BAS	
	NORW	7,620		212	94,377	NORW	
	SWEDN	7,888			7,888	SUEDE	
	LIBER	94,165			94,377	LIBER	
COMMODITY TOTAL PAPER NES	JAPAN	30,323			30,323	JAPON	
	CAN	31,178			31,178	CAN	
	CTHER	3,342			3,342	AUTRE	TOTAL DE MARCHANDISE PAPIER NDA
	U K	2,500			2,500	R U	
	NORW	32,029			32,029	NORW	
COMMODITY TOTAL PAPERBOARD	SWEDN	386,706		5,512	392,218	SUEDE	TOTAL DE MARCHANDISE CARTON
	U K	3		960	963	R U	
	GREEK			6,158	6,158	GRECC	
	NORW			597	597	NORW	
	SWEDN			7,755	7,758	SUEDE	
COMMODITY TOTAL ANIMAL OILS, EXC. MARINE SOYABEAN OIL	U K	10,397		4,186	14,583	R U	
	GREEK			7,355	7,359	GRECC	
	NORW	3,151		19,680	22,831	NORW	
	SWEDN			19,984	19,984	SUEDE	
	OTHER	15,783		5,852	21,635	AUTRE	TOTAL DE MARCHANDISE HUIL. ANIM. SAUF AN. MAR. HUIL. DE SOYA HUIL. MAT. GRAS. VEG. NDA SELS METALLIQUES
	NORW	29,331		57,061	86,392	NORW	
	NORW	12,202			12,202	NORW	
COMMODITY TOTAL VEG. OILS, FATS NES METALLIC SALTS	NORW	1,120	2,145		2,145	NORW	
	U K	1,105	1,127		2,247	R U	
	NORW				1,105	NORW	
	U K	1,105			1,105	R U	
	NORW				357	NORW	
COMMODITY TOTAL INORGANIC CHEMS. NES ORGANIC CHEMICALS NES EXPLOS., FUSES, CAPS POTASH	U K	1,105	357		1,462	R U	TOTAL DE MARCHANDISE PROD. CHIM. INORG. NDA PROD. CHIM. ORGAN. NDA EXPLOS., AMORCES, DET. POTASSE CADUTCHOUX SYNTHETIQUE PROD. CHIM. SPECIAUX NDA
	GER	16,398			16,398	ALL	
	DENMK	1,653			1,653	DANMK	
	GREEK	624		4,950	624	GRECC	
	NORW				4,950	NORW	
COMMODITY TOTAL SYNTHETIC RUBBER CHEM. SPECIALTIES NES	NORW		5,390		5,390	NORW	
	NORW		346		346	NORW	
	CTHER		750		750	AUTRE	
COMMODITY TOTAL FUEL OIL	U K		1,096		1,096	R U	TOTAL DE MARCHANDISE MAZOUT
	CTHER	41,440			41,440	AUTRE	
COMMODITY TOTAL COKE	U K	76,204		5,919	76,204	R U	TOTAL DE MARCHANDISE COKE
	GREEK	117,644		4,630	117,644	GRECC	
	NORW			7,714	7,714	NORW	
	NORW			18,263	24,186	NORW	
COMMODITY TOTAL PETROL, COAL PROD. NES PRIMARY IRON, STEEL NES PLATE & SHEET STEEL	NORW	5,923			5,923	NORW	TOTAL DE MARCHANDISE DERIVE PETR. CHARB. NDA FER, ACIER PRIMAIR. NDA TOLES, FEUILLES D'ACIER
	OTHER		336		336	AUTRE	
	GER	259			259	ALL	
	GREEK			6,401	6,401	GRECC	
COMMODITY TOTAL RAILS & TRACK MATERIAL	U K				125	R U	TOTAL DE MARCHANDISE RAILS, MAT. VOIE FERREE
	NORW				6,526	NORW	

TABLE 1. CARGES LOADED AT CANADIAN PORTS FOR FOREIGN COUNTRIES IN 1975.

TABLEAU 1. MARCHANDISES CHARGÉES DANS LES PORTS CANADIENS A DESTINATION DE PAYS ÉTRANGERS EN 1975.

COUNTRY OF DESTINATION AND KIND OF CARGO	REGISTRY OF VESSEL	ATLANTIC ATLANTIQUE	GREAT LAKES GRANDS LACS	PACIFIC PACIFIQUE	TOTAL TOTAL	IMMATIC. DU NAVIRE	PAYS DE DESTINATION ET MARCHANDISE			
UNITED KINGDOM CCNT. PIPES, TUBES: IRON, STEEL ALUMINIUM	GER			579	579	ALL	ROYAUME-UNI SUITE TUYAUX, TUBES: FER, ACIER ALUMINIUM			
	U K	2,957			2,957	R U				
	NORW	643			643	NORV				
	CTHER	5,170			5,170	AUTRE				
	COMMODITY TOTAL	8,770			8,770			TOTAL DE MARCHANDISE		
	COPPER AND ALLOYS			800	800	AUTRE		CUIVRE ET ALLIAGES		
	LEAD AND ALLOYS	112			112	ALL		PLOMB ET ALLIAGES		
	COMMODITY TOTAL	2,316			2,316	ALL				
	ZINC AND ALLOYS	2,428			2,428	GRECC				
	COMMODITY TOTAL	4,695			4,695	NORV				
NON-FERROUS METALS NES	U K			17,567	17,567	LT8ER	TOTAL DE MARCHANDISE ZINC ET ALLIAGES			
	DENMK	4,695		3,889	3,889	CAN				
	GER			12,619	12,619	AUTRE				
	GREEK			1,298	1,298	R U				
	NORW			3,731	3,731	DANMK				
	SWEDN			2,511	2,511	ALL				
	LIBER			2,097	2,097	GRECC				
	CAN	4,514		5,830	4,514	NORV				
	CTHER	3,087		952	3,087	SUEDE				
	COMMODITY TOTAL	12,296		31,975	44,271	LIBER		TOTAL DE MARCHANDISE METAUX NON-FERREUX NOA		
METAL FAB. BASIC PROD. MACHINERY NES	U K	152		952	1,104	AUTRE	TOTAL DE MARCHANDISE OUVR. DE BASE EN METAL MACHINES NOA			
	CTHER	1		952	1	R U				
	U K	1			1	AUTRE				
	DENMK	15			15	R U				
	GER	76		8	84	DANMK				
	GREEK		25		25	ALL				
	SWEDN			1	1	GRECC				
	CTHER	31		1	31	SUEDE				
	COMMODITY TOTAL	123	25	9	157	AUTRE		TOTAL DE MARCHANDISE NAVIRES, AVIONS, VEH. DIV		
	SHIPS, AIRCRAFT, MIS. VEH	U K	5		1	5		R U	TOTAL DE MARCHANDISE MATERIEL DIVERS	
CTHER		5		1	6	AUTRE				
GREEK			12		12	GRECC				
CTHER		2			2	AUTRE				
COMMODITY TOTAL		2	12		14		TOTAL DE MARCHANDISE ART. PERS. ET MENAGERS			
PERSONAL, HSEHOLD GOODS		GREEK		1		1	GRECC			
CTHER		1			1	NORV				
COMMODITY TOTAL		1	1	4	6	AUTRE	TOTAL DE MARCHANDISE CONTENEURS, FERMETURES MARCHANDISES DIVERSES			
CONTAINERS, CLOSURES		GER	11			11	ALL			
GENERAL CARGO		U K	1			1	R U			
COMMODITY TOTAL	12			12	AUTRE	TOTAL DE MARCHANDISE FRET CONTENEURESE				
CONTAINERIZED FREIGHT	U K	663,381	27,732	14,611	705,724	R U				
COMMODITY TOTAL	DENMK			10,942	10,942	DANMK				
COUNTRY/REGION TOTAL	GER	24,505			24,505	ALL	TOTAL DE MARCHANDISE			
	NETH	205			205	P. BAS				
	SWEDN	2,557		38,378	40,935	SUEDE				
	OTHER	42,080			42,080	AUTRE				
	COMMODITY TOTAL	732,728	27,732	63,931	824,391			TOTAL DE MARCHANDISE		
	COUNTRY/REGION TOTAL	6,739,390*	324,498*	1,292,728*	8,356,616*			TOTAL DE PAYS/REGION		
	MALTA AND GOZO BARLEY	NETH	4,607			4,607		P. BAS	MALTE ET GOZZO ORGE	
		CTHER	2,205			2,205		AUTRE		
		COMMODITY TOTAL	6,812			6,812				TOTAL DE MARCHANDISE
		COUNTRY/REGION TOTAL	6,812*	*	*	6,812*				TOTAL DE PAYS/REGION
BELGIUM-LUXEMB FISH, FRESH OR FROZEN		DENMK	1,097			1,097	DANMK	BELGIQUE-LUX. POISSON, FRAIS OU CONG.		
		GER			16	16	ALL			
		NORW	165			165	NORV			
		SWEDN			27	27	SUEDE			
		LIBER			45	45	LIBER			
		CTHER			13	13	AUTRE			
	COMMODITY TOTAL	1,262		101	1,363		TOTAL DE MARCHANDISE POISSON, SALE OU FUME			
	FISH, SALTED OR CURED	NORW	260			260	NORV		POISSON EN BOITES	
	FISH, CANNED	GER			16	16	ALL		ORGE	
	BARLEY	GREEK	7,634			7,634	GRECC		TOTAL DE MARCHANDISE MAIS	
CORN	NETH	17,640			17,640	P. BAS	TOTAL DE MARCHANDISE			
	NORW	34,647			34,647	NORV				
	LIBER	29,755			29,755	LIBER				
	CTHER	22,055			22,055	AUTRE				
	COMMODITY TOTAL	111,731			111,731			TOTAL DE MARCHANDISE		
	U K	7,204			7,204	R U				
	GREEK	2,016			2,016	GRECC				
	ITALY	3,136			3,136	ITAL				

TABLE 1. CARGOES LOADED AT CANADIAN PORTS FOR FOREIGN COUNTRIES IN 1975.

TABLEAU 1. MARCHANDISES CHARGÉES DANS LES PORTS CANADIENS A DESTINATION DE PAYS ÉTRANGERS EN 1975.

COUNTRY OF DESTINATION AND KIND OF CARGO	REGISTRY OF VESSEL	ATLANTIC ATLANTIQUE	GREAT LAKES GRANDS LACS	PACIFIC PACIFIQUE	TOTAL TOTAL	IMMATIC. DU NAVIRE	PAYS DE DESTINATION ET MARCHANDISE
BELGIUM-LUXEMB CCNT.							BELGIQUE-LUX. SUITE
COMMODITY TOTAL	LIBER	62,373			62,373	LIBER	TOTAL DE MARCHANDISE
RYE	SWEDN	74,729			74,729	SUEDE	SEIGLE
WHEAT	U K	19,778			19,778	R U	BLE
	DENMK	10			10	DANMK	
	GER	7,000			7,000	ALL	
	GREEK	54,883			54,883	GRECO	
	SWEDN	41,309			41,309	SUEDE	
	LIBER	8,000			8,000	LIBER	
	PANAM	19,978			19,978	PANAM	
	CTHER	2,587			2,587	AUTRE	
COMMODITY TOTAL		94,168			94,168		TOTAL DE MARCHANDISE
WHEAT FLOUR	GER	227,935			227,935	ALL	FARINE DE BLE
MACARONI, CEREAL PRCD.	GER		9		9	ALL	PATES ALIM. PRD. CEREAUX
FROZEN FRUITS, BERRIES	DENMK	1			1	DANMK	FRUITS, BATES CONGELÉS
HAY, FORAGE, STRAW	GER	19			19	ALL	FOIN, FOURRAGE, PAILLE
GROUND CEREALS NES	GER		6		6	ALL	CEREALES MOUTUES NDA
DIST. ALCOHOLIC BEV.	GER		1		1	ALL	BOISS. ALCOOL. DIST.
SOYA BEANS	DENMK	1			1	DANMK	GRAINE DE SOYA
COMMODITY TOTAL	CTHER	7,300			7,300	AUTRE	TOTAL DE MARCHANDISE
COPPER ORE AND CONC.	GREEK	11,000			11,000	GRECO	MINERAUX, CONC. CUIVRE
	LIBER	18,300			18,300	LIBER	
	CTHER					AUTRE	
COMMODITY TOTAL				500	500	GRECO	TOTAL DE MARCHANDISE
IRON ORE AND CONC	GREEK			560	560	LIBER	MINERAUX, CONC. DE FER
	LIBER			420	420	AUTRE	
	CTHER			1,480	1,480		TOTAL DE MARCHANDISE
LEAD ORE AND CONC.	GER	115,195			115,195	ALL	MINERAUX, CONC. DE PLOMB
	CTHER	124,320			124,320	AUTRE	
COMMODITY TOTAL		239,515			239,515		TOTAL DE MARCHANDISE
ZINC ORE AND CONC.	GREEK			6,200	6,200	GRECO	MINERAUX, CONC. DE ZINC
	LIBER	7,056		5,600	12,656	LIBER	
	CTHER	5,240			5,240	AUTRE	
COMMODITY TOTAL		12,296		11,800	24,096		TOTAL DE MARCHANDISE
DRES AND CONC. NES	U K	16,862		14,134	30,996	R U	MINERAUX, CONC. DE ZINC
	DENMK	214,639			214,639	DANMK	
	GER	349,277			349,277	ALL	
	NORW		16,021	3,280	19,301	NORV	
	SWEDN			2,800	2,800	SUEDE	
	CTHER	17,031			17,031	AUTRE	
COMMODITY TOTAL		597,809	16,021	20,214	634,044		TOTAL DE MARCHANDISE
SLAG, DROSS, BY-PRODUCTS	U K			1,734	1,734	R U	MINERAUX ET CONC. NDA
	GER	9		4	13	ALL	
	NORW			1,770	1,770	NORV	
	LIBER			1,163	1,163	LIBER	
	CTHER			1,919	1,919	AUTRE	
COMMODITY TOTAL				6,590	6,599		TOTAL DE MARCHANDISE
COAL, BITUMINOUS	U K	31,360			31,360	R U	POUS. GUEUL. SCOR. PRCD.
ASBESTOS	DENMK	58,810			58,810	DANMK	
	GER	14,950			14,950	ALL	
	LIBER	16,831			16,831	LIBER	
COMMODITY TOTAL		121,951			121,951		TOTAL DE MARCHANDISE
SULPHUR IN ORES	LIBER			61,600	61,600	LIBER	CHARBON BITUMINEUX
	CTHER			270	270	R U	AMIANTE
	GER	7,350		951	8,301	ALL	
	GREEK			447	447	GRECO	
	LIBER			26	26	LIBER	
	CTHER			4,624	4,624	AUTRE	
COMMODITY TOTAL		7,350		6,318	13,668		TOTAL DE MARCHANDISE
LUMBER AND TIMBER	LIBER			57,613	57,613	LIBER	SOUFRE EN MINERAUX
	CTHER			118,590	118,590	AUTRE	
	L K			176,203	176,203		TOTAL DE MARCHANDISE
	GER	360	3,292	11,164	11,164	R U	BOIS OEUVRE ET CHARP.
	GREEK			3,652	3,652	ALL	
	NETH	292		8,958	8,958	GRECO	
	NORW			292	292	P. BAS	
	SWEDN	1,205		17,156	17,156	NORV	
	LIBER			5,086	6,291	SUEDE	
	CTHER	58	106	5,182	5,182	LIBER	
COMMODITY TOTAL		1,915	3,398	12,743	12,907	AUTRE	
SHINGLES AND SHAKES	U K			60,289	65,602		TOTAL DE MARCHANDISE
	GREEK			40	40	R U	BARDEAUX, BARO. FACADE
	NORW			25	25	GRECO	
	CTHER			27	27	NORV	
				16	16	AUTRE	
COMMODITY TOTAL				108	108		TOTAL DE MARCHANDISE
VENEER, PLYWOOD	U K			361	361	R U	PLACAGES, CONTRE-PLAQ.
	GREEK			1,055	1,055	GRECO	
	NORW			8,631	8,631	NORV	
	SWEDN			866	866	SUEDE	
	LIBER			2,355	2,355	LIBER	
	CTHER			1,994	1,994	AUTRE	
COMMODITY TOTAL				15,262	15,262		TOTAL DE MARCHANDISE
WOOD FAB. MATERIALS	GER		584		584	ALL	DEMI-PRODUITS EN BOIS
	SWEDN	394			394	SUEDE	
COMMODITY TOTAL		394	584		978		TOTAL DE MARCHANDISE
PULP	U K	27,062		79,717	106,779	R U	PATE
	GER	3,473		267	3,740	ALL	

TABLE 1. CARGES LOADED AT CANADIAN PORTS FOR FOREIGN COUNTRIES IN 1975.

TABEAU 1. MARCHANDISES CHARGÉES DANS LES PORTS CANADIENS A DESTINATION DE PAYS ÉTRANGERS EN 1975.

COUNTRY OF DESTINATION AND KIND OF CARGO	REGISTRY OF VESSEL	ATLANTIC ATLANTIQUE	GREAT LAKES GRANDS LACS	PACIFIC PACIFIQUE	TOTAL TOTAL	IMMATIC. DU NAVIRE	PAYS DE DESTINATION ET MARCHANDISE
BELGIUM-LUXEMB CONT.							BELGIQUE-LUX. SUITE
	GREEK			25,446	25,446	GRECQ	
	NORW	2,334		84,871	87,205	NORV	
	SWEDN			18,732	18,732	SUEDE	
	LIBER	9,451		43,806	53,259	LIBER	
	OTHER	6,059	521	73,837	80,417	AUTRE	
COMMODITY TOTAL		48,379	521	326,678	375,578		TOTAL DE MARCHANDISE
NEWSPRINT PAPER	DENMK	2,295			2,295	DANMK	PAPIER JOURNAL
	LIBER	342			342	LIBER	
	OTHER	2,650			2,650	AUTRE	
COMMODITY TOTAL		5,287			5,287		TOTAL DE MARCHANDISE
PAPER NES	U K	649		2,428	3,077	R U	PAPIER NDA
	SWEDN			1,816	1,816	SUEDE	
COMMODITY TOTAL		649		4,244	4,893		TOTAL DE MARCHANDISE
PAPERBOARD	U K	4,273		12,589	16,862	R U	CARTON
	GER		1		1	ALL	
	NORW	393			393	NORV	
	SWEDN			17,331	17,331	SUEDE	
	LIBER			7,964	7,964	LIBER	
COMMODITY TOTAL		4,666	1	37,884	42,551		TOTAL DE MARCHANDISE
BLDG. PAPER AND BOARD	CTHER			34	34	AUTRE	PLAQ. CONSTR., PAP/CART.
METALLIC SALTS	NORW		1,167		1,167	NORV	SELS METALLIQUES
ORGANIC CHEMICALS NES	U K	1,807			1,807	R U	PROD. CHIM. ORGAN. NDA
	GER		30		30	ALL	
COMMODITY TOTAL		1,807	30		1,837		TOTAL DE MARCHANDISE
FERTILIZERS NES	GREEK			16,678	16,678	GRECQ	ENGRAIS CHIMIQUE NDA
	ITALY	20,842			20,842	ITAL	
COMMODITY TOTAL		20,842		16,678	37,520		TOTAL DE MARCHANDISE
CHEM. SPECIALTIES NES	NORW		370		370	NORV	PROD. CHIM. SPECIAUX NDA
FUEL OIL	NORW	4,000			4,000	NORV	MAZOUT
	OTHER	22,600			22,600	AUTRE	
COMMODITY TOTAL		26,600			26,600		TOTAL DE MARCHANDISE
PETROL. COAL PROD. NES	CAN	34,304			34,304	CAN	DERIVE PETR. CHARB. NDA
PIPES, TUBES: IRON, STEEL	DENMK				4	DANMK	TUYAUX, TUBES: FER, ACIER
	GER				5	ALL	
COMMODITY TOTAL					9		TOTAL DE MARCHANDISE
ALUMINIUM	U K			1,996	1,996	R U	ALUMINIUM
ZINC AND ALLOYS	CTHER	3,952			3,952	AUTRE	ZINC ET ALLIAGES
NON-FERROUS METALS NES	GER		1,072		1,072	ALL	METAUX NON-FERREUX NDA
	OTHER			280	280	AUTRE	
COMMODITY TOTAL			1,072	280	1,352		TOTAL DE MARCHANDISE
NON-MET. MIN. BASIC PROD	U K	1,487			1,487	R U	PROD. MIN. NON-MET. BASE
MACHINERY NES	U K	12			12	R U	MACHINES NDA
	GER	194	55		249	ALL	
	NETH	158			158	P. BAS	
	SWEDN	485			485	SUEDE	
	CTHER	1		190	191	AUTRE	
COMMODITY TOTAL		850	55	190	1,095		TOTAL DE MARCHANDISE
PASS. AUTOS AND CHASSIS	NETH	2			2	P. BAS	VOITURES PART., CHASSIS
	SWEDN	13			13	SUEDE	
COMMODITY TOTAL		15			15		TOTAL DE MARCHANDISE
TRUCKS AND CHASSIS	GER	18			18	ALL	CAMIONS ET CHASSIS
MOTOR VEHICLE ENGINES	GER		166		166	ALL	MOTEURS DE VEH. AUTOM.
ROAD MOTOR VEH. NES	NETH	25			25	P. BAS	VEH. AUTOM. ROUTIERS NDA
	SWEDN	73			73	SUEDE	
COMMODITY TOTAL		98			98		TOTAL DE MARCHANDISE
EQUIPMENT MISC.	SWEDN	56			56	SUEDE	MATERIEL DIVERS
PERSONAL/HSEHOLD GOODS	GER	1	3		4	ALL	ART. PERS. ET MENAGERS
	OTHER	19		1	20	AUTRE	
COMMODITY TOTAL		20	3	1	24		TOTAL DE MARCHANDISE
MISC. END PRODUCTS NES	GER	1	2		3	ALL	PRODUITS FINIS DIV. NDA
GENERAL CARGO	U K		6,020		6,020	R U	MARCHANDISES DIVERSES
	DENMK		12,491		12,491	DANMK	
	GER		10		10	ALL	
	SWEDN	13			13	SUEDE	
COMMODITY TOTAL		13	18,521		18,534		TOTAL DE MARCHANDISE
CONTAINERIZED FREIGHT	U K	169,555		1,707	171,262	R U	FRET CONTENEURESE
	DENMK	89,082		1,162	90,244	DANMK	
	GER	95,644	941		96,585	ALL	
	NETH	4,290			4,290	P. BAS	
	SWEDN	11,997		2,410	14,407	SUEDE	
	CTHER	61,795			61,795	AUTRE	
COMMODITY TOTAL		432,363	941	5,279	438,583		TOTAL DE MARCHANDISE
COUNTRY/REGION TOTAL		2,016,662*	42,868*	753,254*	2,812,784*		TOTAL DE PAYS/REGION
DENMARK							DANEMARK
FISH, FRESH OR FROZEN	GER			9	9	ALL	POISSON, FRAIS OU CONG.
	NETH	14			14	P. BAS	
	SWEDN			235	235	SUEDE	
COMMODITY TOTAL		14		244	258		TOTAL DE MARCHANDISE
FISH, CANNED	SWEDN			3	3	SUEDE	POISSON EN BOITES
SOYA BEANS	U K	16,465			16,465	R U	GRAINE DE SOYA
	GREEK	5,883			5,883	GRECQ	
COMMODITY TOTAL		22,348			22,348		TOTAL DE MARCHANDISE
COAL, BITUMINOUS	U K			34,781	34,781	R U	CHARBON BITUMINEUX

TABLE 1. CARGOES LOADED AT CANADIAN PORTS FOR FOREIGN COUNTRIES IN 1975.

TABLEAU 1. MARCHANDISES CHARGÉES DANS LES PORTS CANADIENS À DESTINATION DE PAYS ÉTRANGERS EN 1975.

COUNTRY OF DESTINATION AND KIND OF CARGO	REGISTRY OF VESSEL	ATLANTIC ATLANTIQUE	GREAT LAKES GRANDS LACS	PACIFIC PACIFIQUE	TOTAL TOTAL	IMMATIC. DU NAVIRE	PAYS DE DESTINATION ET MARCHANDISE
DENMARK CCNT.							DANEMARK SUITE
COMMODITY TOTAL	NORW			39,200	39,200	NORV	TOTAL DE MARCHANDISE
WASTE AND SCRAP NES	NETH	1,053		73,981	73,981	P.BAS	DECHETS ET REBUTS NDA
PAPER NES	DENMK	279			1,053	DANMK	PAPIER NDA
FUEL OIL	NORW	49,183			49,183	NORV	MAZOUT
COMMODITY TOTAL	LIBER	109,292			109,292	LIBER	TOTAL DE MARCHANDISE
MACHINERY NES	GER	587			587	ALL	MACHINES NOA
SHIPS, AIRCRAFT, MIS. VEH	GER	9			9	ALL	NAVIRES, AVIONS, VEH. DIV
GENERAL CARGO	SWEON			6	6	SUEDE	MARCHANDISES DIVERSES
CONTAINERIZED FREIGHT	U K			313	313	R. U	FRET CONTENEURESE
COMMODITY TOTAL	DENMK			924	924	DANMK	TOTAL DE MARCHANDISE
	SWEDN			1,222	1,222	SUEDE	
COMMODITY TOTAL				2,459	2,459		TOTAL DE MARCHANDISE
COUNTRY/REGION TOTAL		182,765*	*	76,693*	259,458*		TOTAL DE PAYS/REGION
FINLAND							FINLANDE
APPLES	DENMK			54	54	DANMK	POMMES
IRON ORE AND CONC	U K	51,042			51,042	R. U	MINERAI, CONC. DE FER
COMMODITY TOTAL	GREEK	18,982			18,982	GRECC	TOTAL DE MARCHANDISE
ASBESTOS	U K	70,024			70,024	R. U	AMIANTE
COMMODITY TOTAL	GREEK			210	210	GRECC	TOTAL DE MARCHANDISE
WASTE AND SCRAP NES	OTHER			485	485	AUTRE	DECHETS ET REBUTS NDA
LUMBER AND TIMBER	NETH	1,514		783	783	P.BAS	BOIS D'OEUVRE ET CHAPP.
PAPERBOARD	CTHER			1,478	1,478	AUTRE	CARTON
PIG IRON	CTHER			80	80	AUTRE	FER EN GUEUSE
MACHINERY NES	OTHER			3,005	3,005	AUTRE	MACHINES NDA
EQUIPMENT MISC.	CTHER			220	220	AUTRE	MATERIEL DIVERS
COMMODITY TOTAL	OTHER			1	1	AUTRE	TOTAL DE MARCHANDISE
				6	6	AUTRE	
COUNTRY/REGION TOTAL		71,538*	*	4,844*	76,382*		TOTAL DE PAYS/REGION
FRANCE-ATLANT.							FRANCE-ATLANT.
MEAT, FRESH OR FROZEN	NORW	17			17	NORV	VIANDE, FRAICHE / CONG.
COMMODITY TOTAL	PANAM	28			28	PANAM	TOTAL DE MARCHANDISE
FISH, FRESH OR FRCZEN	CTHER	109			109	AUTRE	POISSON, FRAIS OU CONG.
COMMODITY TOTAL	DENMK	840			1,236	DANMK	TOTAL DE MARCHANDISE
	GER			396	1,140	ALL	POISSON EN BOITES
	GREEK			1,140	1,140	GRECC	TOTAL DE MARCHANDISE
	NETH				3	P.BAS	MOLLUSQUES CRUST., NDA
	NORW	146			5	NORV	FRUITS, BAIES CDNGELES
	SWEDN			15	161	SUEDE	TOTAL DE MARCHANDISE
	LIBER			746	746	LIBER	DIV. PREP. ALIM. NDA
	JAPAN			115	115	JAPON	FOIN, FOURRAGE, PAILLE
	PANAM	29		252	252	PANAM	PROV. D'ORIGINE ANIMALE
	CTHER	29			29	AUTRE	CONC., PROV. COMPLETEES
COMMODITY TOTAL		1,052		390	419	AUTRE	BOISSONS NON-ALCOOLIQ.
FISH, CANNED	GER			3,058	4,110	ALL	VINS
COMMODITY TOTAL	LIBER				9	LIBER	PEAUX ET CUIRS BRUT
	CTHER				9	AUTRE	GRAINE DE SOYA
				48	48	AUTRE	TOTAL DE MARCHANDISE
				66	66	AUTRE	PR. BRUTS ORIG. VEG. NDA
SHELL FISH, NES	GREEK	6			6	GRECC	TOTAL DE MARCHANDISE
FROZEN FRUITS, BERRIES	DENMK	40			40	DANMK	MOLLUSQUES CRUST., NDA
COMMODITY TOTAL	NORW	12			12	NORV	FRUITS, BAIES CDNGELES
MISC. FOOD PREP. NES	GREEK	10			52	GRECC	TOTAL DE MARCHANDISE
HAY, FORAGE, STRAW	GER		25		10	ALL	DIV. PREP. ALIM. NDA
FEEDS OF ANIMAL CRIGIN	NETH	240			25	P.BAS	FOIN, FOURRAGE, PAILLE
CONC. COMPLETE FEEDS	GER				240	ALL	PROV. D'ORIGINE ANIMALE
NON-ALCOHCLIC BEVERAGE	CTHER				3	ALL	CONC., PROV. COMPLETEES
WINES	SWEDN				3	ALL	BOISSONS NON-ALCOOLIQ.
RAW HIDES AND SKINS	GER				28	SUEDE	VINS
SOYA BEANS	GREEK	17,800			10	ALL	PEAUX ET CUIRS BRUT
COMMODITY TOTAL	CTHER	32,500			17,800	GRECC	GRAINE DE SOYA
		50,300			32,500	AUTRE	TOTAL DE MARCHANDISE
CRUDE VEG. PROD. NES	DENMK	1,050			50,300	AUTRE	PR. BRUTS ORIG. VEG. NDA
COMMODITY TOTAL	GREEK	700			1,050	DANMK	TOTAL DE MARCHANDISE
		1,750			700	GRECC	BOIS A PATE
PULPWOOD	DENMK	2,790			2,790	DANMK	TOTAL DE MARCHANDISE
COMMODITY TOTAL	NORW	30,868			30,868	NORV	MINERAI, CONC. DE FER
	CTHER	37,050			37,050	AUTRE	TOTAL DE MARCHANDISE
IRON ORE AND CCNC	ITALY	96,320			70,708	ITALY	TOTAL DE MARCHANDISE
COMMODITY TOTAL	LIBER	73,744			96,320	LIBER	MINERAI, CONC. DE FER
	JAPAN	277,400			73,744	JAPON	TOTAL DE MARCHANDISE
	CTHER	178,719			277,400	AUTRE	MINERAI ET CONC. NOA
COMMODITY TOTAL		626,183			178,719	AUTRE	POUS. GUEUL. SCOR. PROD.
ORES AND CONC. NES	CTHER	93			626,183	AUTRE	TOTAL DE MARCHANDISE
SLAG, GROSS, BY-PRODCTS	LIBER	30,100			93	LIBER	MINERAI ET CONC. NOA
COMMODITY TOTAL	OTHER	16,125			30,100	AUTRE	POUS. GUEUL. SCOR. PROD.
		46,225			16,125	AUTRE	TOTAL DE MARCHANDISE

TABLE 1. CARGOES LOADED AT CANADIAN PORTS FOR FOREIGN COUNTRIES IN 1975.

TABLEAU 1. MARCHANDISES CHARGÉES DANS LES PORTS CANADIENS A DESTINATION DE PAYS ÉTRANGERS EN 1975.								
COUNTRY OF DESTINATION AND KIND OF CARGO	REGISTRY OF VESSEL	ATLANTIC ATLANTIQUE	GREAT LAKES GRANDS LACS	PACIFIC PACIFIQUE	TOTAL TOTAL	IMMATIC. DU NAVIRE	PAYS DE DESTINATION ET MARCHANDISE	
FRANCE-ATLANT. COAL, BITUMINOUS	LIBER			60,470	60,470	LIBER	FRANCE-ATLANT. SUITE	
	JAPAN			57,120	57,120	JAPON	CHARBON BITUMINEUX	
	CTHER			54,012	54,012	AUTRE		
COMMODITY TOTAL				171,602	171,602		TOTAL DE MARCHANDISE	
ASBESTOS	GER			81	81	ALL	AMIANTE	
	LIBER			50	50	LIBER		
	CTHER			59	59	AUTRE		
COMMODITY TOTAL				190	190		TOTAL DE MARCHANDISE	
SULPHUR IN ORES	GREEK			25,284	25,284	GRECC	SOUFRE EN MINERAI	
	SWEDN	16,729			16,729	SUEDE		
	LIBER	35,662			35,662	LIBER		
COMMODITY TOTAL		52,391		25,284	77,675		TOTAL DE MARCHANDISE	
COAL, NON-MET. MIN. NES	SWEDN	96			96	SUEDE	MIN. NON-MET. BRUTS NDA	
LUMBER AND TIMBER	U K			2,052	2,052	R U	BOIS D'OEUVRE ET CHARP.	
	GER		592	37	629	ALL		
	GREEK	20		9,151	9,171	GRECC		
	NDRV			9,391	9,391	NDRV		
	SWEDN	97		12,091	12,188	SUEDE		
	LIBER			9,726	9,726	LIBER		
	CTHER	74	60	3,093	3,227	AUTRE		
COMMODITY TOTAL		191	652	45,541	46,384		TOTAL DE MARCHANDISE	
SHINGLES AND SHAKES	NORV			35	35	NORV	BARDEAUX, BARDEAUX, FACADE	
VENEER, PLYWOOD	U K			44	44	R U	PLACAGES, CONTRE-PLAQUE	
	SWEDN	8		410	418	SUEDE		
	LIBER			302	302	LIBER		
COMMODITY TOTAL		8		756	764		TOTAL DE MARCHANDISE	
WOOD FAB. MATERIALS	GER		18		18	ALL	DEMI-PRODUITS EN BOIS	
PULP	U K			20,099	20,099	R U	PATE	
	GER			1,677	1,677	ALL		
	GREEK			2,291	2,291	GRECC		
	NDRV	577			577	P. BAS		
	SWEDN	221		31,445	31,666	NORV		
	LIBER			1,958	1,958	SUEDE		
	CTHER	12,772	509	6,204	6,204	LIBER		
COMMODITY TOTAL		13,570	509	88,077	102,156		TOTAL DE MARCHANDISE	
NEWSPRINT PAPER	GER	5,892			5,892	ALL	PAPIER JOURNAL	
	NORV	3,937			3,937	NORV		
COMMODITY TOTAL		9,829			9,829		TOTAL DE MARCHANDISE	
PAPER NES	GER		6		6	ALL	PAPIER NDA	
PAPERBOARD	U K			2,390	2,390	R U	CARTON	
	SWEDN			2,955	2,959	SUEDE		
COMMODITY TOTAL				5,349	5,349		TOTAL DE MARCHANDISE	
TEXTILE FAB. MTL NES	GER	1	1		2	ALL	OUVR. EN MAT. TEXT. NDA	
INORGANIC CHEMS. NES	GER		2		2	ALL	PROD. CHIM. INORG. NDA	
ORGANIC CHEMICALS NES	GER		36		36	ALL	PROD. CHIM. ORGAN. NDA	
FERTILIZERS NES	CTHER	5,938			5,938	AUTRE	ENGRAIS CHIMIQUE NDA	
FUEL OIL	NORV	44,800			44,800	NDRV	MAZOUT	
	LIBER	19,813			19,813	LIBER		
COMMODITY TOTAL		64,613			64,613		TOTAL DE MARCHANDISE	
COKE	NORV			20,004	20,004	NORV	COKE	
PETROL, COAL PRCD. NES	GER		4		4	ALL	DERIVE PETR. CHARB. NDA	
PIG IRON	CTHER	6,720			6,720	AUTRE	FER EN GUEUSE	
COPPER AND ALLCYS	SWEDN	5,797			5,797	SUEDE	CUIVRE ET ALLIAGES	
	CTHER	3,312			3,312	AUTRE		
COMMODITY TOTAL		9,109			9,109		TOTAL DE MARCHANDISE	
NON-FERROUS METALS NES	GER		3,384		3,384	ALL	METAUX NON-FERREUX NDA	
	SWEDN	144			144	SUEDE		
	CTHER	31			31	AUTRE		
COMMODITY TOTAL		175	3,384		3,559		TOTAL DE MARCHANDISE	
ASBESTOS BASIC PRD.	SWEDN	8			8	SUEDE	OUVR. DE BASE AMIANTE	
TRACTORS	SWEDN	74	20		94	SUEDE	TRACTEURS	
	CTHER	63			63	AUTRE		
COMMODITY TOTAL		137	20		157		TOTAL DE MARCHANDISE	
MACHINERY NES	GER	1	83		84	ALL	MACHINES NDA	
	SWEDN	398	227		625	SUEDE		
	CTHER	107			107	AUTRE		
COMMODITY TOTAL		506	310		816		TOTAL DE MARCHANDISE	
BASS, AUTOS AND CHASSIS	NORV			2	2	NDRV	VOITURES PART., CHASSIS	
	SWEDN	234	3		237	SUEDE		
	OTHER	53	2		55	AUTRE		
COMMODITY TOTAL		287	5		294		TOTAL DE MARCHANDISE	
TRUCKS AND CHASSIS	SWEON	188		2	188	SUEDE	CAMIONS ET CHASSIS	
MOTOR VEHICLE ENGINES	GER		11		11	ALL	MOTEURS DE VEH. AUTOM.	
	SWEDN	3			3	SUEDE		
	CTHER	4			4	AUTRE		
COMMODITY TOTAL		7	11		18		TOTAL DE MARCHANDISE	
ROAD MOTOR VEH. NES	SWEDN	22			22	SUEDE	VEH. AUTOM. ROUTIERS NDA	
SHIPS, AIRCRAFT, MIS. VEH	SWEDN	13			13	SUEDE	NAVIRES, AVIONS, VEH. DIV	
RUBBER TIRES AND TUBES	GER	1			1	ALL	PNEUS, CHAMBRES A AIR	
	SWEDN	4			4	SUEDE		
COMMODITY TOTAL		5			5		TOTAL DE MARCHANDISE	
EQUIPMENT MISC.	GER	2			2	ALL	MATERIEL DIVERS	
	SWEDN	150			150	SUEDE		
	CTHER	20		2	22	AUTRE		
COMMODITY TOTAL		172		2	174		TOTAL DE MARCHANDISE	

TABLE 1. CARGOES LOADED AT CANADIAN PORTS FOR FOREIGN COUNTRIES IN 1975.

TABLEAU 1. MARCHANDISES CHARGÉES DANS LES PORTS CANADIENS A DESTINATION DE PAYS ÉTRANGERS EN 1975.							
COUNTRY OF DESTINATION AND KIND OF CARGO	REGISTRY OF VESSEL	ATLANTIC ATLANTIQUE	GREAT LAKES GRANDS LACS	PACIFIC PACIFIQUE	TOTAL TOTAL	IMMATIC. DU NAVIRE	PAYS DE DESTINATION ET MARCHANDISE
FRANCE-ATLANT. CCNT. PERSONAL, HSEHOLD GOODS	GER SWEDN	3 1	1	2	6	ALL SUEDE	FRANCE-ATLANT. SUITE ART. PERS. ET MENAGERS
COMMODITY TOTAL		4	1	2	7		TOTAL DE MARCHANDISE
CONTAINERS, CLOSURES	SWEDN	7	6		13	SUEDE	CONTENEURS, FERMETURES
MISC. END PRODUCTS NES	GER SWEDN		3 1		3 1	ALL SUEDE	PRODUITS FINIS DIV. NDA
COMMODITY TOTAL			4		4		TOTAL DE MARCHANDISE
GENERAL CARGO	GER SWEDN CTHER		9		9	ALL SUEDE AUTRE	MARCHANDISES DIVERSES
COMMODITY TOTAL		24 6			24 6		
CONTAINERIZED FREIGHT	U K DENMK GER NETH SWEDN LIBER CTHER	50,696	9	1,019 988	51,715 988	R U DANMK ALL P. BAS SUEDE LIBER AUTRE	TOTAL DE MARCHANDISE FRET CONTENEURESE
COMMODITY TOTAL		1,161 51	363	12	1,536 51		
COMMODITY TOTAL		4,239 46	160	2,808	7,207 46		
COMMODITY TOTAL		1,408	3		1,411		
COMMODITY TOTAL		57,601	526	4,827	62,954		TOTAL DE MARCHANDISE
COUNTRY/REGION TOTAL		1,018,401*	5,573*	364,795*	1,388,769*		TOTAL DE PAYS/REGION
FRANCE-MEDITER FISH, CANNED WHEAT	LIBER GER GREEK NETH LIBER CTHER			15	15	LIBER ALL GRECC P. BAS LIBER AUTRE	FRANCE-MEDITER POISSON EN BOITES BLE
COMMODITY TOTAL		5,070 6,570 20,504 23,150 70,662		19,017	5,070 25,567 20,504 23,150 70,662		TOTAL DE MARCHANDISE
IRON ORE AND CONC	ITALY LIBER	125,956		19,017	144,973	ITAL LIBER	MINERAI, CONC. DE FER
COMMODITY TOTAL		3,951 34,113			3,951 34,113		
SULPHUR IN BRES PULP	GREEK GREEK SWEDN CTHER			39,200	39,200	GRECC GRECC SUEDE AUTRE	TOTAL DE MARCHANDISE SOUFRE EN MINERAI PATE
COMMODITY TOTAL		7,544 2,996		67B	7,544 3,674		
FUEL OIL	GREEK	10,540		1,482	12,022		TOTAL DE MARCHANDISE
NON-FERROUS METALS NES	PANAM	48,967			48,967	GRECC	MAZOUT
PERSONAL, HSEHOLD GOODS	PANAM	51			51	PANAM	METAUX NON-FERREUX NES
MISC. END PRODUCTS NES	PANAM	21			21	PANAM	ART. PERS. ET MENAGERS
CONTAINERIZED FREIGHT	PANAM GER ITALY LIBER CTHER	1,001 3,470 2,756 42			1,001 3,470 2,756	PANAM ALL ITAL LIBER AUTRE	PRODUITS FINIS DIV. NDA FRET CONTENEURESE
COMMODITY TOTAL		6,176		13	6,176		TOTAL DE MARCHANDISE
COMMODITY TOTAL		12,444		13	12,457		TOTAL DE PAYS/REGION
COUNTRY/REGION TOTAL		237,044*	*	59,727*	296,771*		
GERMANY WEST MEAT, FRESH OR FROZEN MEAT AND MEAT PREP. NES FISH, FRESH OR FROZEN	PANAM GER DENMK GER NETH NORW SWEDN LIBER JAPAN CTHER	12 9 6,923 3,244 2,482			12 9 6,923 3,244 2,482	PANAM ALL DANMK ALL P. BAS NORV SUEDE LIBER JAPON AUTRE	ALLEMAGNE O. VIANDE, FRAICHE / CONG. VIANDES ET PREP. NDA POISSON, FRAIS OU CONG.
COMMODITY TOTAL		12,996		431	13,427		TOTAL DE MARCHANDISE
FISH, SALTED OR CURED	DENMK NORW	657 896			657 896	DANMK NORV	POISSON, SALE OU FUME
COMMODITY TOTAL		1,553			1,553		TOTAL DE MARCHANDISE
FISH, CANNED	SWEDN			23	23	SUEDE	POISSON EN BOITES
SHELL FISH, NES	DENMK GREEK NETH NORW PANAM	13 21 3 88 6			13 21 3 88 6	DANMK GRECC P. BAS NORV PANAM	MOLLUSQUES CRUST., NDA
COMMODITY TOTAL		131			131		TOTAL DE MARCHANDISE
BARLEY	U K GREEK ITALY NORW CTHER	44,352 8,715 3,153 7,039			44,352 8,715 3,153 7,039	R U GRECC ITAL NORV AUTRE	ORGE
COMMODITY TOTAL		63,259	17,366		80,625		TOTAL DE MARCHANDISE
CORN	GREEK NETH NORW LIBER CTHER	97,636 640 63,568 51,576 97,092	17,366		97,636 640 63,568 51,576 97,092	GRECC P. BAS NORV LIBER AUTRE	MAIS
COMMODITY TOTAL		310,512			310,512		TOTAL DE MARCHANDISE

TABLE 1. CARGOES LOADED AT CANADIAN PORTS FOR FOREIGN COUNTRIES IN 1975.

TABLEAU 1. MARCHANDISES CHARGÉES DANS LES PORTS CANADIENS A DESTINATION DE PAYS ÉTRANGERS EN 1975.

COUNTRY OF DESTINATION AND KIND OF CARGO	REGISTRY OF VESSEL	ATLANTIC ATLANTIQUE	GREAT LAKES GRANDS LACS	PACIFIC PACIFIQUE	TOTAL TOTAL	IMMATIC. OU NAVIRE	PAYS DE DESTINATION ET MARCHANDISE
GERMANY WEST RYE	NORW		3,295		3,295	NORV	ALLEMAGNE O. SUIITE
WHEAT	U K	27,578			27,578	R U	SEIGLE
	GER	8,867			8,867	ALL	BLE
	GREEK	53,194			53,194	GRECO	
	ITALY	27,505			27,505	ITAL	
	NETH	3,452			3,452	P.BAS	
	NORW	62,434			62,434	NORV	
	SWEDN	1,210			1,210	SUEDE	
	LIBER	36,004			36,004	LIBER	
	PANAM	4,704			4,704	PANAM	
	U S A	10,080			10,080	E-U	
	CTHER	60,155			60,155	AUTRE	
COMMODITY TOTAL		295,183			295,183		TOTAL DE MARCHANDISE
CEREALS MILLED, NES	GER		13		13	ALL	CEREALES MOULUES, NDA
FROZEN FRUITS, BERRIES	DENMK	76			76	DANMK	FRUITS, BAIES CONGELES
	NETH	311			311	P.BAS	
	ACRW	66			66	NORV	
	CTHER	75			75	AUTRE	
COMMODITY TOTAL		528			528		TOTAL DE MARCHANDISE
VEGETABLES, FRESH	GER		2		2	ALL	LEGUMES, FRAIS
VEGETABLE PREP. NES	GER		15		15	ALL	PREP. DE LEGUMES NDA
SPICES	GER	2			2	ALL	EPICES
SAUSAGE SKINS, CASINGS	GER	9			9	ALL	BOYAUX A SAUCISSES
MISC. FOOD PREP. NES	GER			198	198	ALL	DIV. PREP. ALIM. NDA
HAY, FORAGE, STRAW	GER		7		7	ALL	FOIN, FOURRAGE, PAILLE
FEEDS, VEGETABLE ORIGIN	GREEK			3,779	3,779	GRECO	PROV. D'ORIGINE VEGETALE
CONC. COMPLETE FEEDS	NCRW		2,736		2,736	NORV	CONC., PROV. COMPLETES
NON-ALCOHOLIC BEVERAGE	GER	6			6	ALL	BOISSONS NON-ALCOOLIQ.
DIST. ALCOHOLIC BEV.	GER	18	84		102	ALL	BOISS. ALCOOL. DIST.
RAW HIDES AND SKINS	CTHER	387			387	AUTRE	PEAUX ET CUIRS BRUT
COMMODITY TOTAL		405	84		489		TOTAL DE MARCHANDISE
CRUDE ANIMAL PROD. NES	GER	1	41		42	ALL	PR. BRUTS ORIG. ANIM. NDA
FLAXSEED	GREEK	17,074	10,023		27,097	GRECO	GRAINE DE LIN
	NORW		7,168		7,168	NORV	
	OTHER		3,427		3,427	AUTRE	
COMMODITY TOTAL		17,074	20,618		37,692		TOTAL DE MARCHANDISE
MUSTARD SEED	GER			579	579	ALL	GRAINE DE MOUTARDE
SOYA BEANS	LIBER	40,992			40,992	LIBER	GRAINE DE SOYA
	CTHER	15,635			15,635	AUTRE	
COMMODITY TOTAL		56,627			56,627		TOTAL DE MARCHANDISE
CRUDE VEG. PROD. NES	GER		15		15	ALL	PR. BRUTS ORIG. VEG. NDA
BOLTS, ROUND TIMBER	SWEDN			20	20	SUEDE	BILLOTS, BOIS RONDS
CRUDE WOOD MTL. NES	GER		15		15	ALL	MATIERES BOIS BRUT NDA
COPPER ORE AND CONC.	U K	6,233		6,037	12,270	R U	MINERAI, CONC. CUIVRE
	DENMK	5,886			5,886	DANMK	
	SWEDN			4,222	4,222	SUEDE	
	LIBER	4,453			4,453	LIBER	
	CTHER	9,300		10,080	19,380	AUTRE	
COMMODITY TOTAL		25,872		20,339	46,211		TOTAL DE MARCHANDISE
IRON ORE AND CONC.	U K	154,268			154,268	R U	MINERAI, CONC. DE FER
	GER	629,429			629,429	ALL	
	ITALY	70,280			70,280	ITAL	
	NORW	233,447			233,447	NORV	
	LIBER	216,729			216,729	LIBER	
	CTHER	35,746			35,746	AUTRE	
COMMODITY TOTAL		1,339,899			1,339,899		TOTAL DE MARCHANDISE
ZINC ORE AND CONC.	U K			11,653	11,653	R U	MINERAI, CONC. DE ZINC
	DENMK	15,559			15,559	DANMK	
	CTHER			5,732	5,732	AUTRE	
COMMODITY TOTAL		15,559		17,385	32,944		TOTAL DE MARCHANDISE
DRES AND CONC. NES	GER			306	306	ALL	MINERAIS ET CONC. NDA
	NORW			187	187	NORV	
	OTHER			167	167	AUTRE	
COMMODITY TOTAL				660	660		TOTAL DE MARCHANDISE
NON-FERROUS MET. SCRAP	GER			20	20	ALL	DECHETS METAL. NON FER.
SLAG, DRDSS, BY-PRODUCTS	LIBER	17,300			17,300	LIBER	POUS. GUEUL. SCOR. PROD.
	CTHER			3	3	AUTRE	
COMMODITY TOTAL		17,300		3	17,303		TOTAL DE MARCHANDISE
COAL, BITUMINOUS	GREEK				20,000	GRECO	CHARBON BITUMINEUX
	NORW			40,275	40,275	NORV	
	LIBER			20,160	20,160	LIBER	
COMMODITY TOTAL		20,000		60,435	80,435		TOTAL DE MARCHANDISE
ASBESTOS	U K	164,590			164,590	R U	AMIANTE
	GER			2,727	2,727	ALL	
	GREEK			22	22	GRECO	
	NORW			123	123	NORV	
	LIBER	113,207		334	113,541	LIBER	
	CTHER			1,286	1,286	AUTRE	
COMMODITY TOTAL		277,797		4,822	282,619		TOTAL DE MARCHANDISE
CRUDE NON-MET. MIN. NES	GER			2	2	ALL	MIN. NON-MET. BRUTS NDA
	SWEDN	18			18	SUEDE	
	OTHER			4	4	AUTRE	
COMMODITY TOTAL		18		6	24		TOTAL DE MARCHANDISE
COTTON, TEXTILE WASTE	GER	82			82	ALL	DECHETS DE COTON, TEXT.
	OTHER	208			208	AUTRE	
COMMODITY TOTAL		290			290		TOTAL DE MARCHANDISE

TABLE 1. CARGOES LOADED AT CANADIAN PORTS FOR FOREIGN COUNTRIES IN 1975.

TABLEAU 1. MARCHANDISES CHARGÉES DANS LES PORTS CANADIENS A DESTINATION DE PAYS ÉTRANGERS EN 1975.

COUNTRY OF DESTINATION AND KIND OF CARGO	REGISTRY OF VESSEL	ATLANTIC ATLANTIQUE	GREAT LAKES GRANDS LACS	PACIFIC PACIFIQUE	TOTAL TOTAL	IMMATIC. DU NAVIRE	PAYS DE DESTINATION ET MARCHANDISE
GERMANY WEST LUMBER AND TIMBER	U K			6,326	6,326	R U	ALLEMAGNE D. SUITE BOIS D'ŒUVRE ET CHAPP.
	CER	99	565	E	672	ALL	
	GREEK			4,858	4,858	GRECC	
	NORW			20,104	20,104	NORV	
	SWEDN	56		4,345	4,405	SUEDE	
COMMODITY TOTAL SHINGLES AND SHAKES	LIBER			5,207	5,207	LIBER	TOTAL DE MARCHANDISE BARDEAUX, BARD, FACADE
	CTHER	48		9,826	9,874	AUTRE	
	U K	203	565	50,678	51,446	R U	
	GREEK			70	70	GRECC	
	NCRW			962	962	NORV	
COMMODITY TOTAL VENEER, PLYWOOD	SWEDN			348	348	SUEDE	TOTAL DE MARCHANDISE PLACAGES, CONTRE-PLAQ.
	CTHER			185	185	AUTRE	
	U K			27	27	R U	
	GREEK			1,592	1,592	GRECC	
	NORW	1		1,197	1,197	NORV	
COMMODITY TOTAL WOOD FAB. MATERIALS PULP	SWEDN			136	136	SUEDE	TOTAL DE MARCHANDISE DEMI-PRODUITS EN BOIS PATE
	LIBER			2,333	2,333	LIBER	
	CTHER			1,959	1,959	AUTRE	
	GER		96		96	ALL	
	U K	51,529		35,579	87,108	R U	
COMMODITY TOTAL NEWSPRINT PAPER	GER	4,592	988	322	5,902	ALL	TOTAL DE MARCHANDISE PAPIER JOURNAL
	GREEK			7,054	7,054	GRECC	
	NORW	652	551	97,531	98,734	NORV	
	SWEDN			26,253	26,253	SUEDE	
	LIBER	1,291	464	24,620	26,375	LIBER	
COMMODITY TOTAL PAPER NES	CTHER	9,087	1,828	30,886	41,801	AUTRE	TOTAL DE MARCHANDISE PAPIER NDA
	GER	21,845		222,245	293,227	ALL	
	SWEDN	974			974	SUEDE	
	OTHER	4,479			4,479	AUTRE	
	U K	27,298			27,298	R U	
COMMODITY TOTAL PAPERBOARD	GER	13	7	754	754	ALL	TOTAL DE MARCHANDISE CARTON
	U K				20	R U	
	SWEDN	68	7	754	829	ALL	
	LIBER	6,127		754	6,881	SUEDE	
	U K	3		5,448	5,451	R U	
COMMODITY TOTAL BLOG. PAPER AND BOARD	SWEDN			2,431	2,431	SUEDE	TOTAL DE MARCHANDISE PLAQ. CONSTR., PAP/CART. OUVR. EN MAT. TEXT. NDA HUIL. MAT. GRAS. CIRE NOA
	LIBER	6,130		8,633	14,763	LIBER	
	CTHER	13			13	AUTRE	
	GER	1			1	ALL	
	OTHER			202	202	ALL	
COMMODITY TOTAL INORGANIC CHEMS. NES	OTHER			202	202	AUTRE	TOTAL DE MARCHANDISE PROD. CHIM. INORG. NDA
	GER		8		8	ALL	
	NETF	5			5	P. BAS	
	GER	5			13	ALL	
	CTHER	142			142	AUTRE	
COMMODITY TOTAL ORGANIC CHEMICALS NES	CTHER	1			1	ALL	TOTAL DE MARCHANDISE PROD. CHIM. ORGAN. NDA
	GER	1	142		143	AUTRE	
	CTHER	1			1	ALL	
	GER			4	4	AUTRE	
	OTHER			4	4	ALL	
COMMODITY TOTAL DYESTUFF, PIGMENT, PAINT	GER			102	105	ALL	TOTAL DE MARCHANDISE MAT. COLOR. FIG. PEINTURE PROD. CHIM. SPECIAUX NOA MAZOUT COKE
	CTHER				6	ALL	
	GER	2	4		6	AUTRE	
	CTHER	11,247			11,247	AUTRE	
	U K			5,510	5,510	R U	
COMMODITY TOTAL PRIMARY IRON, STEEL NES	NORW			14,100	14,100	NORV	TOTAL DE MARCHANDISE FER, ACIER PRIMAIR. NDA MOUL. PIECES FORGEES PROFILES DE CONSTRUCT.
	GER		2		2	ALL	
	CTHER	26			26	AUTRE	
	GER		31		31	ALL	
	OTHER	12			12	AUTRE	
COMMODITY TOTAL CASTINGS, FORGINGS	CTHER	12	31		43	ALL	TOTAL DE MARCHANDISE RAILS, MAT. VOIE FERREE TUYAUX, TUBES FER, ACIER FIL METALLIQUE ALUMINIUM CUIVRE ET ALLIAGES
	GER	45			45	AUTRE	
	CTHER	1			1	ALL	
	SWEDN	10			10	SUEDE	
	OTHER	1,294			1,294	AUTRE	
COMMODITY TOTAL ALUMINUM	GER	356			356	ALL	TOTAL DE MARCHANDISE METEAUX NON-FERREUX NDA OUVR. OE BASE EN METAL
	CTHER	220			220	SUEDE	
	GER	1,963			1,563	ALL	
	CTHER	2,539			2,539	AUTRE	
	OTHER			58	58	AUTRE	
COMMODITY TOTAL LEAD AND ALLOYS	GER			394	394	ALL	TOTAL DE MARCHANDISE PLOMB ET ALLIAGES ZINC ET ALLIAGES
	CTHER			44	44	AUTRE	
	GER			438	438	ALL	
	OTHER			359	359	ALL	
	CTHER	1	359		1	ALL	
COMMODITY TOTAL NON-FERROUS METALS NES	GER	9			9	AUTRE	TOTAL DE MARCHANDISE METEAUX NON-FERREUX NDA OUVR. OE BASE AMIANTÉ TRACTEURS
	CTHER	10			10	ALL	
	OTHER	151			151	AUTRE	
	CTHER	81	19		100	SUEDE	
	SWEDN					ALL	

TABLE 1. CARGOES LOADED AT CANADIAN PORTS FOR FOREIGN COUNTRIES IN 1975.

TABLEAU 1. MARCHANDISES CHARGÉES DANS LES PORTS CANADIENS A DESTINATION DE PAYS ÉTRANGERS EN 1975.

COUNTRY OF DESTINATION AND KIND OF CARGO	REGISTRY OF VESSEL	ATLANTIC ATLANTIQUE	GREAT LAKES GRANDS LACS	PACIFIC PACIFIQUE	TOTAL TOTAL	IMMATIC. DU NAVIRE	PAYS DE DESTINATION ET MARCHANDISE
GERMANY WEST CCNT.							ALLEMAGNE O. SUITE
OTHER		58			58	AUTRE	
COMMODITY TOTAL		139	19		158		TOTAL DE MARCHANDISE
MACHINERY NES	U K			30	30	R U	MACHINES NDA
	GER	1,822	154	1	1,977	ALL	
	NETH	5			5	P.BAS	
	SWEDN	1,221	354		1,575	SUEDE	
	CTHER	678	26	4	708	AUTRE	
COMMODITY TOTAL		3,726	534	35	4,295		TOTAL DE MARCHANDISE
PASS.AUTOS AND CHASSIS	SWEDN	506	20		526	SUEDE	VOITURES PART.,CHASSIS
	CTHER	101		5	106	AUTRE	
COMMODITY TOTAL		607	20	5	632		TOTAL DE MARCHANDISE
TRUCKS AND CHASSIS	GER	41			41	ALL	CAMIONS ET CHASSIS
	SWEDN	22	20		42	SUEDE	
COMMODITY TOTAL		63	20		83		TOTAL DE MARCHANDISE
MOTOR VEHICLE ENGINES	GER	3	5		8	ALL	MOTEURS DE VEH.AUTOM.
	SWEDN	14			14	SUEDE	
	CTHER	50			50	AUTRE	
COMMODITY TOTAL		67	5		72		TOTAL DE MARCHANDISE
ROAD MOTOR VEH. NES	GER		2		2	ALL	VEH.AUTOM.ROUTIERS NDA
	SWEDN	5			5	SUEDE	
COMMODITY TOTAL		5	2		7		TOTAL DE MARCHANDISE
SHIPS,AIRCRAFT,MIS.VEH	SWEDN		3		3	SUEDE	NAVIRES,AVIONS,VEH.DIV
	CTHER	45			45	AUTRE	
COMMODITY TOTAL		45	3		48		TOTAL DE MARCHANDISE
EQUIPMENT MISC.	GEP	34	35		69	ALL	MATERIEL DIVERS
	NETH	1			1	P.BAS	
	SWEDN	62			62	SUEDE	
	LIBER			5	5	LIBER	
	CTHER	7		4	11	AUTRE	
COMMODITY TOTAL		104	35	9	148		TOTAL DE MARCHANDISE
PERSONAL,HSEHOLD GOODS	GEP	12	35	12	59	ALL	ART.PERS.ET MENAGERS
	CTHER	4			4	AUTRE	
COMMODITY TOTAL		16	35	12	63		TOTAL DE MARCHANDISE
FIREARMS,AMMUNITION	U K	810			810	R U	ARMES A FEU,MUNITIONS
	GER		4,154		4,154	ALL	
COMMODITY TOTAL		810	4,154		4,964		TOTAL DE MARCHANDISE
CONTAINERS,CLOSURES	NETH	4			4	P.BAS	CONTENEURS,FERMETURES
MISC. END PRODUCTS NES	GER	5	5		10	ALL	PRODUITS FINIS DIV.NDA
GENERAL CARGO	GER	12	104		116	ALL	MARCHANDISES DIVERSES
	SWEDN	7		62	69	SUEDE	
	CTHER	2			2	AUTRE	
COMMODITY TOTAL		21	104	62	187		TOTAL DE MARCHANDISE
CONTAINERIZED FREIGHT	U K	78		1,237	1,315	R U	FRET CONTENEURESE
	DENMK			1,456	1,456	DANMK	
	GER	713	2,594		3,307	ALL	
	NETH	3,234			3,234	P.BAS	
	SWEDN	13,975	130	1,727	15,832	SUEDE	
	CTHER	2,412	26		2,438	AUTRE	
COMMODITY TOTAL		20,412	2,750	4,420	27,582		TOTAL DE MARCHANDISE
COUNTRY/REGION TOTAL		2,597,278*	56,956*	428,462*	3,082,696*		TOTAL DE PAYS/REGION
GREECE							GRECE
FISH,CANNED	CTHER			21	21	AUTRE	POISSON EN BOITES
POTATDES	DENMK	2,723			2,723	DANMK	POMMES DE TERRE
	GREEK	2,255			2,255	GRECC	
	JAPAN	2,120			2,120	JAPCN	
	CTHER	2,784			2,784	AUTRE	
COMMODITY TOTAL		9,882			9,882		TOTAL DE MARCHANDISE
SUGAR, NES	GREEK	16,576			16,576	GRECC	SUCRE, NDA
FLAXSEED	CTHER			1,157	1,157	AUTRE	GRAINE DE LIN
IRON AND STEEL SCRAP	LIBER	22,046			22,046	LIBER	DECHETS DE FER, D'ACIER
ASBESTOS	CTHER			975	975	AUTRE	AMIANTE
SULPHUR IN ORES	ITALY	11,622			11,622	ITAL	SOUFRE EN MINERAIS
	LIBER		13,126		13,126	LIBER	
COMMODITY TOTAL		11,622	13,126		24,748		TOTAL DE MARCHANDISE
LUMBER AND TIMBER	NORW			178	178	NORV	BOIS D'OEUVRE ET CHARP.
	CTHER			74	74	AUTRE	
COMMODITY TOTAL				252	252		TOTAL DE MARCHANDISE
SAWMILL PRODUCTS NES	CTHER	1			1	AUTRE	SCIAGES NDA
VENER,PPLYWOOD	CTHER			25	25	AUTRE	PLACAGES,CONTRE-PLAQ.
PULP	GREEK	237			237	GRECC	PATE
	CTHER	849			1,484	AUTRE	
COMMODITY TOTAL		1,086			1,721		TOTAL DE MARCHANDISE
PAPEBOARD	GER	5,854			5,854	ALL	CARTON
	GREEK	1,102			1,102	GRECC	
COMMODITY TOTAL		6,956			6,956		TOTAL DE MARCHANDISE
OILS,FATS,WAXES NES	CTHER			2	2	AUTRE	HUIL.MAT.GRAS.CIRE NDA
PLASTIC MATERIALS	CTHER			3	3	AUTRE	MATIERES PLASTIQUES
PLATE & SHEET STEEL	CTHER	4			4	AUTRE	TOLES,FEUILLES D'ACIER
ALUMINUM	U S A	238			238	E-U	ALUMINIUM
LEAD AND ALLOYS	CTHER			1,102	1,102	AUTRE	PLOMB ET ALLIAGES
BRICKS,TILES NES	CTHER	681			681	AUTRE	BRQUES,TILES NDA
NON-MET.MIN.BASIC PROD	PANAM	4			4	PANAM	PROD.MIN.NON-MET.BASE
TRACTORS	U S A	3			3	E-U	TRACTEURS

TABLE 1. CARGOES LOADED AT CANADIAN PORTS FOR FOREIGN COUNTRIES IN 1975.

TABLEAU 1. MARCHANDISES CHARGÉES DANS LES PORTS CANADIENS A DESTINATION DE PAYS ÉTRANGERS EN 1975.

COUNTRY OF DESTINATION AND KIND OF CARGO	REGISTRY OF VESSEL	ATLANTIC ATLANTIQUE	GREAT LAKES GRANDS LACS	PACIFIC PACIFIQUE	TOTAL TOTAL	IMMATIC. DU NAVIRE	PAYS DE DESTINATION ET MARCHANDISE
GREECE CCNT.							GRECE SUITE
MACHINERY NES	PANAM	1			1	PANAM	MACHINES NDA
	U S A	1			1	E-U	
	CTHER		61	17	78	AUTRE	
COMMODITY TOTAL		2	61	17	80		TOTAL DE MARCHANDISE
RAILWAY ROLLING STOCK	NETH	650			650	P.BAS	MAT.RDUL.DE CH.DE FER
MOTOR VEHICLE ENGINES	CTHER			1	1	AUTRE	MOTEURS DE VEH.AUTOM.
EQUIPMENT MISC.	CTHER			4	4	AUTRE	MATERIEL DIVERS
PERSONAL/HSEHOLD GOODS	U S A	3			3	E-U	ART.PERS.ET MENAGERS
	CTHER			5	5	AUTRE	
COMMODITY TOTAL		3		5	8		TOTAL DE MARCHANDISE
GENERAL CARGO	PANAM	1			1	PANAM	MARCHANDISES DIVERSES
	CTHER			2	2	AUTRE	
COMMODITY TOTAL		1		2	3		TOTAL DE MARCHANDISE
CONTAINERIZED FREIGHT	GER	4,416			4,416	ALL	FRET CONTENEURESE
	LIBER	4,663			4,663	LIBER	
	CTHER	4,823			4,823	AUTRE	
COMMODITY TOTAL		13,902			13,902		TOTAL DE MARCHANDISE
COUNTRY/REGION TOTAL		83,657*	13,187*	4,201*	101,045*		TOTAL DE PAYS/REGION
ICELAND CORN	CTHER	1,000			1,000	AUTRE	ISLANDE MAIS
COUNTRY/REGION TOTAL		1,000*	*	*	1,000*		TOTAL DE PAYS/REGION
IRELAND VEGETABLE PREP.NES	OTHER	330			330	AUTRE	IRLANDE PREP. DE LEGUMES NDA
SOYA. OIL MEAL, CAKE	OTHER		6,328		6,328	AUTRE	FARINE TOURT.GR.SOYA
LUMBER AND TIMBER	U K			6,230	6,230	R U	BDIS OOEUVRE ET CHAPP.
	GER	2,325			2,325	ALL	
	NORW	5,101			5,101	NORV	
	JAPAN	1,695			1,695	JAPCN	
	CAN	2,700			2,700	CAN	
	CTHER	140	50		190	AUTRE	
COMMODITY TOTAL		11,961	50	6,230	18,241		TOTAL DE MARCHANDISE
SHINGLES AND SHAKES	U K			18	18	R U	BARDEAUX,BARD.FACADE
VENEER,PLYWOOD	U K			319	319	R U	PLACAGES,CONTRE-PLAQ.
PULP	U K			2,584	2,584	R U	PATÉ
	CTHER	888			888	AUTRE	
COMMODITY TOTAL		888		2,584	3,472		TOTAL DE MARCHANDISE
NEWSPRINT PAPER	GER	1,142			1,142	ALL	PAPIER JOURNAL
	GREEK	1,432			1,432	GRECC	
	JAPAN	1,402			1,402	JAPCN	
	CTHER	8,195			8,195	AUTRE	
COMMODITY TOTAL		12,171			12,171		TOTAL DE MARCHANDISE
FERTILIZERS NES	GER	3,036			3,036	ALL	ENGRAIS CHIMIQUE NDA
ALUMINUM	DENMK	1,103			1,103	DANMK	ALUMINIUM
	CTHER	1,580			1,580	AUTRE	
COMMODITY TOTAL		2,683			2,683		TOTAL DE MARCHANDISE
COPPER AND ALLCYS	CTHER		1,559		1,559	AUTRE	CUIVRE ET ALLIAGES
MACHINERY NES	GREEK	123			123	GRECC	MACHINES NDA
RUBBER TUBES AND TUBES	CTHER		7		7	AUTRE	PNEUS, CHAMBRES A AIR
PERSONAL/HSEHOLD GOODS	CTHER		20		20	AUTRE	ART.PERS.ET MENAGERS
GENERAL CARGO	CTHER		14		14	AUTRE	MARCHANDISES DIVERSES
CONTAINERIZED FREIGHT	U K	12,072	648		12,720	R U	FRET CONTENEURESE
COUNTRY/REGION TOTAL		43,264*	8,626*	9,151*	61,041*		TOTAL DE PAYS/REGION
ITALY FISH,FRESH OR FROZEN	ITALY			78	78	ITAL	ITALIE POISSON,FRAIS OU CONG.
FISH,CANNED	ITALY			41	41	ITAL	POISSON EN BOITES
	LIBER			9	9	LIBER	
COMMODITY TOTAL				50	50		TOTAL DE MARCHANDISE
BARLEY	U K	15,960			15,960	R U	ORGE
	GREEK	65,822			71,142	GRECC	
	ITALY	346,398		5,320	346,398	ITAL	
	NETH	16,464			16,464	P.BAS	
	NORW	116,866			116,866	NORV	
	LIBER	137,548			137,548	LIBER	
	CTHER	40,996			40,996	AUTRE	
COMMODITY TOTAL		740,054		5,320	745,374		TOTAL DE MARCHANDISE
CORN	NORW	3,900			3,900	NORV	MAIS
OATS	NETH	10,408			10,408	P.BAS	AVOINE
WHEAT	U K	74,229			74,229	R U	BLE
	GER	41,160			41,160	ALL	
	GREEK	151,789			151,789	GRECC	
	ITALY	283,353			283,353	ITAL	
	NETH	25,737			25,737	P.BAS	
	NORW	52,692		22,932	75,624	NORV	
	LIBER	350,018			350,018	LIBER	
	OTHER	49,725		29,400	79,125	AUTRE	
COMMODITY TOTAL		1,028,703		52,332	1,081,035		TOTAL DE MARCHANDISE
POTATOES	DENMK	2,530			2,530	DANMK	POMMES DE TERRE

TABLE 1. CARGOES LOADED AT CANADIAN PORTS FOR FOREIGN COUNTRIES IN 1975.

COUNTRY OF DESTINATION AND KIND OF CARGO		REGISTRY OF VESSEL	ATLANTIC ATLANTIQUE	GREAT LAKES GRANDS LACS	PACIFIC PACIFIQUE	TOTAL TOTAL	IMMATIC. DU NAVIRE	PAYS DE DESTINATION ET MARCHANDISE
ITALY	CCAT.	JAPAN	2,222			2,222	JAPON	ITALIE
COMMODITY TOTAL			4,752			4,752		SUITE
SUGAR, NES		CTHER	330			330	AUTRE	TOTAL DE MARCHANDISE
SAUSAGE SKINS, CASINGS		CTHER	1			1	AUTRE	SUCRE, NDA
DIST. ALCOHOLIC BEV.		OTHER		1		1	AUTRE	BOYAUX A SAUCISSES
RAPESEED		ITALY			4,314	4,314	ITAL	POISS. ALCOOL. DIST.
PULPWOOD		GER	3,470			3,470	ALL	GRAINE DE COLZA
		NORW	8,489			8,489	NORV	BOIS A PATE
		CTHER	8,600			8,600	AUTRE	
COMMODITY TOTAL			20,559			20,559		TOTAL DE MARCHANDISE
IRON ORE AND CONC		ITALY	1,785,510			1,785,510	ITAL	MINERAI, CONC. DE FER
		NETH	135,029			135,029	P. BAS	
		LIBER	553,757			553,757	LIBER	
COMMODITY TOTAL			2,474,296			2,474,296		TOTAL DE MARCHANDISE
LEAD ORE AND CONC.		GREEK	2,128			2,128	GRECQ	MINERAI, CONC. DE PLOMB
		SWEDN	2,128			2,128	SUEDE	
COMMODITY TOTAL			4,256			4,256		TOTAL DE MARCHANDISE
TITANIUM ORE		ITALY	11,200			11,200	ITAL	MINERAI DE TITANE
ZINC ORE AND CONC.		GREEK	6,608			6,608	GRECQ	MINERAI, CONC. DE ZINC
		ITALY			3,822	3,822	ITAL	
		SWEDN	6,272			6,272	SUEDE	
		LIBER	41,934			41,934	LIBER	
		CTHER	5,619			5,619	AUTRE	
COMMODITY TOTAL			60,433		3,822	64,255		TOTAL DE MARCHANDISE
IRON AND STEEL SCRAP		GREEK	16,523			16,523	GRECQ	DECHETS DE FER, DACIER
		LIBER	10,000			10,000	LIBER	
		PANAM	7,165			7,165	PANAM	
COMMODITY TOTAL			33,688			33,688		TOTAL DE MARCHANDISE
NON-FERROUS MET. SCRAP		NORW	8,200			8,200	NORV	DECHETS METAL. NON FER.
ASBESTOS		ITALY			460	460	ITAL	AMIANTE
		OTHER	389		22	411	AUTRE	
COMMODITY TOTAL			389		482	871		TOTAL DE MARCHANDISE
STONE, CRUDE NES		CTHER	230			230	AUTRE	PIERRE BRUTE NDA
SULPHUR IN ORES		GREEK			58,285	58,285	GRECQ	SOUFRE EN MINERAI
		ITALY	10,080			19,807	ITAL	
		NORW			9,727	11,224	NORV	
		LIBER	56,353	6,618	50,608	113,579	LIBER	
		CTHER		17,166	83,524	100,650	AUTRE	
COMMODITY TOTAL			66,433	23,784	213,368	303,585		TOTAL DE MARCHANDISE
LUMBER AND TIMBER		U K			1,592	1,592	R U	BOIS D'OEUVRE ET CHARP.
		GER			128	128	ALL	
		GREEK			434	434	GRECQ	
		ITALY			4,522	4,522	ITAL	
		NORW			1,189	1,189	NORV	
		LIBER			759	759	LIBER	
		PANAM	8,278			8,278	PANAM	
		CTHER		310	4,195	4,505	AUTRE	
COMMODITY TOTAL			8,278	310	12,823	21,411		TOTAL DE MARCHANDISE
VENEER, PLYWOOD		U K			8	8	R U	PLACAGES, CONTRE-PLAQ.
		ITALY			123	123	ITAL	
		NORW			206	206	NORV	
COMMODITY TOTAL					337	337		TOTAL DE MARCHANDISE
PULP		U K	17,110		27,924	45,034	R U	PATF
		DENPK			1,500	1,500	DANMK	
		GER	3,906		8,570	12,476	ALL	
		GREEK			15,267	15,267	GRECQ	
		ITALY			21,643	21,643	ITAL	
		NORW			21,301	21,301	NORV	
		SWEDN	500			500	SUEDE	
		LIBER			28,706	28,706	LIBER	
		PANAM	3,193			3,193	PANAM	
		OTHER		1,481	30,068	57,163	AUTRE	
COMMODITY TOTAL			50,323	1,481	154,979	206,783		TOTAL DE MARCHANDISE
TEXTILE FAB. MTL NES		PANAM	4			4	PANAM	OVR. EN MAT. TEXT. NDA
ANIMAL OILS, EXC. MARINE		CTHER	909	251		1,160	AUTRE	HUIL. ANIM. SAUF AN. MAR.
OILS, FATS, WAXES NES		ITALY			1,600	1,600	ITAL	HUIL. MAT. GRAS. CIRE NDA
INORGANIC CHEMS. NES		LIBER			40	40	LIBER	PROD. CHIM. INORG. NDA
POTASH		CTHER			39,725	39,725	AUTRE	POTASSE
FUEL OIL		GREEK	204,579			204,579	GRECQ	MAZOUT
		LIBER	53,200			53,200	LIBER	
COMMODITY TOTAL			257,779			257,779		TOTAL DE MARCHANDISE
PIG IRON		GREEK	8,400			8,400	GRECQ	FER EN GUEUSE
BAR AND RODS, STEEL		CTHER		504		504	AUTRE	BARRES ET TIGES ACIER
PLATE & SHEET STEEL		GREEK	2,020			2,020	GRECQ	TOLES, FEUILLES DACIER
		ITALY		3,387		3,387	ITAL	
		CTHER		8,841		8,841	AUTRE	
COMMODITY TOTAL			2,020	12,228		14,248		TOTAL DE MARCHANDISE
STRUCTURAL SHAPES		ITALY		10,980		10,980	ITAL	PROFILES DE CONSTRUCT.
		OTHER		5,096		5,096	AUTRE	
COMMODITY TOTAL				16,076		16,076		TOTAL DE MARCHANDISE
PIPES, TUBES: IRON, STEEL		OTHER		1		1	AUTRE	TUYAUX, TUBES: FER, ACIER
ALUMINIUM		CTHER	1,218			1,218	AUTRE	ALUMINIUM
TRACTORS		CTHER	20			20	AUTRE	TRACTEURS
MACHINERY NES		ITALY			6	6	ITAL	MACHINES NDA
		LIBER			10	10	LIBER	
		PANAM	10			10	PANAM	

TABLE 1. CARGOES LOADED AT CANADIAN PORTS FOR FOREIGN COUNTRIES IN 1975.

COUNTRY OF DESTINATION AND KIND OF CARGO		REGISTRY OF VESSEL	ATLANTIC ATLANTIQUE	GREAT LAKES GRANDS LACS	PACIFIC PACIFIQUE	TOTAL TOTAL	INMATIC. DU NAVIRE	PAYS DE DESTINATION ET MARCHANDISE
ITALY CCNT.								ITALIE SUITE
	OTHER		398	75		473	AUTRE	
COMMODITY TOTAL			408	75	16	499		TOTAL DE MARCHANDISE
SHIPS, AIRCRAFT, MIS. VEH	OTHER			60		60	AUTRE	NAVIRES, AVIONS, VEH. DIV
EQUIPMENT MISC.	ITALY		306		3	309	ITAL	MATERIEL DIVERS
	LIBER				4	4	LIBER	
	OTHER		3			3	AUTRE	
COMMODITY TOTAL			309		7	316		TOTAL DE MARCHANDISE
PERSONAL, HOUSEHOLD GOODS	PANAM		1	1		2	PANAM	ART. PERS. ET MENAGERS
	OTHER		2			2	AUTRE	
COMMODITY TOTAL			3	1		4		TOTAL DE MARCHANDISE
CONTAINERIZED FREIGHT	GER		24,338			24,338	ALL	FRET CONTENEURESE
	ITALY		14,539			14,539	ITAL	
	LIBER		2,473		102	2,575	LIBER	
	OTHER		32,454	451		32,905	AUTRE	
COMMODITY TOTAL			73,804	451	102	74,357		TOTAL DE MARCHANDISE
COUNTRY/REGION TOTAL			4,871,307*	55,223*	489,395*	5,415,925*		TOTAL DE PAYS/REGION
NETHERLANDS								PAYS-BAS
MEAT, FRESH OR FROZEN	NORW		110			110	NORV	VIANDE, FRAICHE / CONG.
	PANAM		96			96	PANAM	
	OTHER		26			26	AUTRE	
COMMODITY TOTAL			232			232		TOTAL DE MARCHANDISE
FISH, FRESH OR FROZEN	DENMK				45	49	DANMK	POISSON, FRAIS OU CONG.
	GER				62	62	ALL	
	NORW		190			190	NORV	
	SWEDN				27	27	SUEDE	
	LIBER				13	13	LIBER	
	JAPAN				29	29	JAPON	
COMMODITY TOTAL			190		180	370		TOTAL DE MARCHANDISE
FISH, SALTED OR CURED	PANAM		371			371	PANAM	POISSON, SALE OU FUME
FISH, CANNED	GER				24	24	ALL	POISSON EN BOITES
	OTHER				21	21	AUTRE	
COMMODITY TOTAL					45	45		TOTAL DE MARCHANDISE
SHELL FISH, NES	GREEK		74			74	GRECC	MOLLUSQUES, CRUST. NES
DAIRY PROD., EGGS, HONEY	GER		46			46	ALL	PROD. LAIT., OEUFS, MIEL
BARLEY	U K		7,079			7,079	R U	ORGE
	GREEK		27,880			27,880	GRECC	
	ITALY		7,902			7,902	ITAL	
	SWEDN		15,960			15,960	SUEDE	
	LIBER		4,052			4,052	LIBER	
	OTHER		14,291			14,291	AUTRE	
COMMODITY TOTAL			77,164			77,164		TOTAL DE MARCHANDISE
CORN	U K		25,577			25,577	R U	MAIS
	DENMK		6,944			6,944	DANMK	
	GER		84,198			84,198	ALL	
	GREEK		19,994			19,994	GRECC	
	NORW		16,023			16,023	NORV	
	LIBER		11,470			11,470	LIBER	
COMMODITY TOTAL			164,206			164,206		TOTAL DE MARCHANDISE
OATS	U K		4,592	6,050		10,642	R U	AVOINE
	GER			2,301		2,301	ALL	
	GREEK		1,278	2,240		3,518	GRECC	
	OTHER			2,774		2,774	AUTRE	
COMMODITY TOTAL			5,870	13,365		19,235		TOTAL DE MARCHANDISE
RYE	GER			7,637		7,637	ALL	SEIGLE
	GREEK			1,803		1,803	GRECC	
	NORW		3,778	1,745		5,523	NORV	
	LIBER		1,415			1,415	LIBER	
	OTHER		3,800	4,200		8,000	AUTRE	
COMMODITY TOTAL			8,993	15,385		24,378		TOTAL DE MARCHANDISE
WHEAT	U K		47,479			47,479	R U	BLE
	DENMK		23,520			23,520	DANMK	
	GER		9,308	1,682		10,990	ALL	
	GREEK		164,370			164,370	GRECC	
	NORW		96,701			96,701	NORV	
	SWEDN		3,360			3,360	SUEDE	
	LIBER		41,856			41,856	LIBER	
	PANAM		8,951			8,951	PANAM	
	OTHER		149,571			149,571	AUTRE	
COMMODITY TOTAL			545,116	1,682		546,798		TOTAL DE MARCHANDISE
FROZEN FRUITS, BERRIES	NETH		165			165	P. BAS	FRUITS, BAIES CONGELES
	NGRW		99			99	NORV	
	OTHER		1			1	AUTRE	
COMMODITY TOTAL			265			265		TOTAL DE MARCHANDISE
VEGETABLE PREP. NES	GER		6	5		11	ALL	PREP. DE LEGUMES NOA
MISC. FOOD PREP. NES	GER			17		17	ALL	DIV. PREP. ALIM. NOA
	GREEK		9			9	GRECC	
COMMODITY TOTAL			9	17		26		TOTAL DE MARCHANDISE
HULLS, SCREENINGS, CHAFF	GREEK			2,475		2,475	GRECC	ECOLURES, CRIBLURES, BAL
	LIBER			3,499		3,499	LIBER	
	OTHER			2,000		2,000	AUTRE	
COMMODITY TOTAL				7,974	4,412	12,386		TOTAL DE MARCHANDISE
BRAN, SHORTS, MIDCLINGS	GREEK			2,342		2,342	GRECC	SON, ISSUES DE CEREALES
	OTHER			2,675		2,675	AUTRE	
COMMODITY TOTAL				5,017		5,017		TOTAL DE MARCHANDISE

TABLE 1. CARGOES LOADED AT CANADIAN PORTS FOR FOREIGN COUNTRIES IN 1975.

TARLEAU 1. MARCHANDISES CHARGÉES DANS LES PORTS CANADIENS A DESTINATION DE PAYS ÉTRANGERS EN 1975.

COUNTRY OF DESTINATION AND KIND OF CARGO	REGISTRY OF VESSEL	ATLANTIC ATLANTIQUE	GREAT LAKES GRANDS LACS	PACIFIC PACIFIQUE	TOTAL TOTAL	IMMATIC. DU NAVIRE	PAYS DE DESTINATION ET MARCHANDISE
NETHERLANDS FEEDS, VEGETABLE ORIGIN	U K	21,237			21,237	R U	PAYS-BAS
	GREEK	9,018			9,018	GRECC	SUITE PROV. D'ORIGINE VEGETALE
	ITALY	13,490			13,490	ITAL	
	NORW	8,662			8,662	NORV	
			52,407			52,407	
COMMODITY TOTAL CONC. COMPLETE FEEDS	DENMK		2,019		2,019	DANMK	
	GER		4,788	2,834	7,622	ALL	
	GREEK		16,544		16,544	GRECC	
	NETH	12,957			12,957	P. BAS	
	NORW		300	5,002	5,302	NORV	
	LIBER		7,294		7,294	LIBER	
OTHER		14,901		347	15,248	AUTRE	
COMMODITY TOTAL DIST. ALCOHOLIC BEV.	GER	12,957	45,846	8,183	66,986	ALL	TOTAL DE MARCHANDISE BOISS. ALCCOL. DIST.
	OTHER	1	12		12	AUTRE	
COMMODITY TOTAL TOBACCO NES	GER	1	12		13	ALL	TOTAL DE MARCHANDISE TABACS NDA
	OTHER	39			39	AUTRE	
RAW HIDES AND SKINS CRUDE ANIMAL PROD. NES FLAXSEED	OTHER	714			714	AUTRE	PEAUX ET CUIRS BRUT PR. BRUTS ORIG. ANIM. NDA
	GER		45		45	ALL	GRAINE DE LIN
	U K		17,317		17,317	R U	
	GER		14,255		14,255	ALL	
	GREEK	1,480	17,720		19,200	GRECC	
	NORW		10,304		10,304	NORV	
COMMODITY TOTAL MUSTARD SEED	LIBER	11,382	5,285		16,667	LIBER	
	OTHER		28,889	9,432	38,321	AUTRE	
		12,862	93,770	9,432	116,064		TOTAL DE MARCHANDISE GRAINE DE MOUTARDE
	U K		920		920	R U	
	DENMK		2,938		2,938	DANMK	
	GER		328		328	ALL	
COMMODITY TOTAL RAPESEED	GREEK		2,149		2,149	GRECC	
	LIBER		3,779		3,779	LIBER	
	OTHER		1,154		1,154	AUTRE	
			11,268		11,268		TOTAL DE MARCHANDISE GRAINE DE COLZA
	U K		6,229		6,229	R U	
	DENMK		3,288		3,288	DANMK	
COMMODITY TOTAL SOYA BEANS	GER		6,383	1,362	7,745	ALL	
	GREEK		1,204	1,046	2,250	GRECC	
	NORW		945		945	NORV	
	LIBER	3,101	4,075	1,742	8,918	LIBER	
	OTHER		22,124	4,150	26,274	AUTRE	
			3,101			29,375	
COMMODITY TOTAL OIL SEEDS, NUTS NES	U K	47,061			47,061	R U	
	NORW	6,066			6,066	NORV	
	SWEDN	4,718			4,718	SUEDE	
	LIBER	635			635	LIBER	
	OTHER	10,568			10,568	AUTRE	
COMMODITY TOTAL CRUDE VEG. PROD. NES PULPWOOD	U K	69,048	3,999		73,047	R U	TOTAL DE MARCHANDISE GRAINES, NOIX OLEAG. NDA
	NORW			3,360	3,360	NORV	
COMMODITY TOTAL CRUDE WOOD MTL. NES COPPER ORE AND CONC. IRON ORE AND CONC.	GER		6	3,360	3,366	ALL	TOTAL DE MARCHANDISE PR. BRUTS ORIG. VEG. NDA
	NORW	2,880			2,880	NORV	BOIS A PATE
	PANAM	1,773			1,773	PANAM	
COMMODITY TOTAL LEAD ORE AND CONC. TITANIUM ORE ZINC ORE AND CONC. ORES AND CONC. NES IRON AND STEEL SCRAP SLAG, GROSS, BY-PRODUCTS	GER	4,653			4,653	ALL	TOTAL DE MARCHANDISE MATIERES BOIS BRUT NDA
	GER		21		21	ALL	MINERAL, CONC. CUIVRE
	U K		26,996		26,996	R U	MINERAL, CONC. DE FER
	GER		703,657		703,657	ALL	
	GREEK	1,633,208			1,633,208	GRECC	
	NORW		332,330		332,330	NORV	
	LIBER		889,217		889,217	LIBER	
	JAPAN	959,187			959,187	JAPCN	
	OTHER	497,301			497,301	AUTRE	
		5,014,900			5,014,900		TOTAL DE MARCHANDISE MINERAL, CONC. DE PLOMB
COMMODITY TOTAL TITANIUM ORE	GREEK	7,000			7,000	GRECC	
	SWEDN	7,280			7,280	SUEDE	
		14,280			14,280		TOTAL DE MARCHANDISE MINERAL DE TITANE
COMMODITY TOTAL ZINC ORE AND CONC. ORES AND CONC. NES	DENMK	11,940			11,940	DANMK	
	GER	32,928			32,928	ALL	
	LIBER	49,283			49,283	LIBER	
	OTHER	27,557			27,557	AUTRE	
		121,708			121,708		TOTAL DE MARCHANDISE MINERAL, CONC. DE ZINC
COMMODITY TOTAL ORES AND CONC. NES	GER	63,619			63,619	ALL	
	SWEDN	16,194			16,194	SUEDE	
		79,813			79,813		TOTAL DE MARCHANDISE MINERAIS ET CONC. NDA
COMMODITY TOTAL IRON AND STEEL SCRAP	GER			255	255	ALL	
	NORW			145	145	NORV	
	OTHER			141	141	AUTRE	
				541	541		TOTAL DE MARCHANDISE DECHETS DE FER, D'ACIER
COMMODITY TOTAL SLAG, GROSS, BY-PRODUCTS	GER			20	20	ALL	
	OTHER			20	20	AUTRE	
				40	40		TOTAL DE MARCHANDISE POUSS. GUEUL. SCOR. PROD.
	U K	37,900			37,900	R U	
	DENMK	11,420			11,420	DANMK	
	GER	24,246			24,246	ALL	
COMMODITY TOTAL	GREEK	20,400			20,400	GRECC	
	NORW	25,750			25,750	NORV	

TABLE 1. CARGOES LOADED AT CANADIAN PORTS FOR FOREIGN COUNTRIES IN 1975.

COUNTRY OF DESTINATION AND KIND OF CARGO		REGISTRY OF VESSEL	ATLANTIC ATLANTIQUE	GREAT LAKES GRANDS LACS	PACIFIC PACIFIQUE	TOTAL TOTAL	IMMATIC. DU NAVIRE	PAYS DE DESTINATION ET MARCHANDISE
NETHERLANDS CGNT.								PAYS-BAS SUITE
		SWEON	9,630			9,630	SUEDE	
		OTHER	22,400			22,400	AUTRE	
	COMMODITY TOTAL		151,746			151,746		TOTAL DE MARCHANDISE
	COAL,BITUMINOUS	LIBER			81,123	81,123	LIBER	CHARBON BITUMINEUX
	ASBESTOS	U K			280	280	R U	AMIANTE
		GER			3,137	3,137	ALL	
		GREEK			481	481	GRECO	
		LIBER			236	236	LIBER	
		OTHER			1,636	1,636	AUTRE	
	COMMODITY TOTAL				5,770	5,770		TOTAL DE MARCHANDISE
	STONE,CRUDE NES	LIBER			2	2	LIBER	PIERRE BRUTE NDA
		OTHER	240			240	AUTRE	
	COMMODITY TOTAL		240		2	242		TOTAL DE MARCHANDISE
	SULPHUR IN ORES	U K			59,360	59,360	R U	SOUFRE EN MINERAI
	CRUDE NON-MET.MIN.NES	OTHER			1	1	AUTRE	MIN.NON-MET.BRUTS NDA
	LEATHER	OTHER	8			8	AUTRE	CUIR
	LUMBER AND TIMBER	U K			1,689	1,689	R U	BOIS D'OEUVRE ET CHARP.
		GER	30	3,433		3,463	ALL	
		GREEK			1,912	1,912	GRECO	
		NORW			5,447	5,447	NORV	
		SWEON	1,638		5,533	7,171	SUEDE	
		LIBER			4,065	4,065	LIBER	
		OTHER	1,230	160	4,870	6,260	AUTRE	
	COMMODITY TOTAL		2,898	3,593	23,521	30,012		TOTAL DE MARCHANDISE
	VENEER,PLYWOOD	U K			46	46	R U	PLACAGES,CONTRE-PLAQ.
		GER			62	62	ALL	
		GREEK			456	456	GRECO	
		SWEON	125		2,965	3,090	SUEDE	
		LIBER			4,753	4,753	LIBER	
		OTHER	3		2,254	2,257	AUTRE	
	COMMODITY TOTAL		128		10,536	10,664		TOTAL DE MARCHANDISE
	WOOD FAB.MATERIALS	GER	38	677		715	ALL	DEMI-PRODUITS EN BOIS
	PULP	U K	40,236		37,680	77,916	R U	PATE
		DENMK	661			661	DANMK	
		GER			398	398	ALL	
		GREEK			283	283	GRECO	
		NORW	4,713		50,607	55,320	NORV	
		SWEON	317		1,655	1,972	SUEDE	
		LIBER	2,698		8,765	11,463	LIBER	
		OTHER	14,459		22,282	36,741	AUTRE	
	COMMODITY TOTAL		63,084		121,670	184,754		TOTAL DE MARCHANDISE
	NEWSPRINT PAPER	U K	17,446			17,446	R U	PAPIER JOURNAL
		DENMK	1,576			1,576	DANMK	
		SWEON	4,891			4,891	SUEDE	
		LIBER	1,104			1,104	LIBER	
		OTHER	4,823			4,823	AUTRE	
	COMMODITY TOTAL		29,840			29,840		TOTAL DE MARCHANDISE
	PAPER NES	DENMK	667			667	DANMK	PAPIER NDA
		GER	85			85	ALL	
	COMMODITY TOTAL		752			752		TOTAL DE MARCHANDISE
	PAPERBOARD	U K	4,009			4,009	R U	CARTON
		GER		3		3	ALL	
		NORW	365			365	NORV	
		SWEON	56			56	SUEDE	
		LIBER	2,260			2,260	LIBER	
		OTHER	1,170			1,170	AUTRE	
	COMMODITY TOTAL		7,860	3		7,863		TOTAL DE MARCHANDISE
	BLOG,PAPER AND BOARD	SWEON	121			121	SUEDE	PLAQ.CONSTR.,PAP/CART.
	WET MACHINE BOARD	OTHER	28			28	AUTRE	CARTON EN PATE PRESSE
	TEXTILE FAB.MTL NES	GER	1	5		6	ALL	OUVR.EN MAT.TEXT.NDA
	ANIMAL OILS,EXC.MARINE	GREEK	548	1,952		2,500	GRECO	HUIL.ANIM.SAUF AN.MAR.
		NORW	10,490	1,412		11,902	NORV	
		LIBER	1,654	1,216		2,870	LIBER	
		OTHER	331			331	AUTRE	
	COMMODITY TOTAL		13,023	4,580		17,603		TOTAL DE MARCHANDISE
	VEG.OILS,FATS NES	NORW		1,102		1,102	NORV	HUIL.MAT.GRAS.VEG.NDA
		LIBER		1,711		1,711	LIBER	
	COMMODITY TOTAL			2,813		2,813		TOTAL DE MARCHANDISE
	OILS,FATS,WAXES NES	LIBER	484			484	LIBER	HUIL.MAT.GRAS.CIRE NDA
	METALLIC SALTS	L K	1			1	R U	SELS METALLIQUES
		OTHER	163			163	AUTRE	
	COMMODITY TOTAL		164			164		TOTAL DE MARCHANDISE
	INORGANIC CHEMS. NES	OTHER	1,120			1,120	AUTRE	PROD.CHM.INORG.NDA
	ORGANIC CHEMICALS NES	U K	1,666			1,666	R U	PROD.CHM.ORGAN.NDA
		GER		72		72	ALL	
		GREEK	6,096			6,096	GRECO	
		NORW	9,062	1,242		10,304	NORV	
		LIBER	10,888	4,084		14,972	LIBER	
		OTHER	7,972	2,311		10,283	AUTRE	
	COMMODITY TOTAL		35,684	7,709		43,393		TOTAL DE MARCHANDISE
	SYNTHETIC RUBBER	NORW		1,680		1,680	NORV	CAOUTCHOUC SYNTHETIQUE
		OTHER		772		772	AUTRE	
	COMMODITY TOTAL			2,452		2,452		TOTAL DE MARCHANDISE
	PLASTIC MATERIALS	GREEK		1,157		1,157	GRECO	MATIERES PLASTIQUES
	CHEM.SPECIALTIES NES	GER		13		13	ALL	PROD.CHM.SPECIALT.NDA
		NORW		3,690		3,690	NORV	

TABLE 1. CARGOES LOADED AT CANADIAN PORTS FOR FOREIGN COUNTRIES IN 1975.

TABLEAU 1. MARCHANDISES CHARGÉES DANS LES PORTS CANADIENS A DESTINATION DE PAYS ÉTRANGERS EN 1975.

COUNTRY OF DESTINATION AND KIND OF CARGO	REGISTRY OF VESSEL	ATLANTIC ATLANTIQUE	GREAT LAKES GRANDS LACS	PACIFIC PACIFIQUE	TOTAL TOTAL	IMMATIC. OU NAVIRE	PAYS DE DESTINATION ET MARCHANDISE
NETHERLANDS CCNT.							PAYS-BAS SUITE
COMMODITY TOTAL	LIBER	3,700			3,700	LIBER	
GASLINE	U K	3,700	3,703		7,403	R U	TOTAL DE MARCHANDISE
	GREEK	39,361			39,361	GRECC	ESSENCE
	NORW	22,400			22,400	NORV	
COMMODITY TOTAL		61,761	14,000		75,761		TOTAL DE MARCHANDISE
FUEL OIL	U K	35,316			35,316	R U	MAZOUT
	GER	20,929			20,929	ALL	
	GREEK	81,252	42,502		123,754	GRECC	
	NORW	102,180	14,000		116,180	NORV	
	LIBER		12,590		12,590	LIBER	
	JAPAN	21,162			21,162	JAPON	
	CAN		13,096		13,096	CAN	
	CTHER	123,535	15,565		139,100	AUTRE	
COMMODITY TOTAL		384,374	83,753		468,127		TOTAL DE MARCHANDISE
COKE	GER			11,430	11,430	ALL	COKE
	CREEK	34,700	16,582		51,282	GRECC	
	NORW	17,301		16,800	34,101	NORV	
COMMODITY TOTAL		52,001	16,582	28,230	96,813		TOTAL DE MARCHANDISE
PETROL, COAL PRCC. NES	GREEK	18,865			18,865	GRECC	DERIVE PETR. CHARB. NDA
PIG IRON	U K	23,500			23,500	R U	FER EN GUEUSE
	DENMK	6,720			6,720	DANMK	
	GER	18,592			18,592	ALL	
	ITALY	32,309			32,309	ITAL	
	NORW	24,305			24,305	NORV	
	LIBER	19,000			19,000	LIBER	
	CTHER	12,300			12,300	AUTRE	
COMMODITY TOTAL		136,726			136,726		TOTAL DE MARCHANDISE
PRIMARY IRON, STEEL NES	SWECD	200			200	SUEDE	FER, ACIER PRIMAIR, NDA
BARS AND RODS, STEEL	GER		477		477	ALL	BARRES ET TIGES ACIER
	SWECD	857			857	SUEDE	
COMMODITY TOTAL		857	477		1,334		TOTAL DE MARCHANDISE
STRUCTURAL SHAPES	SWECD	126			126	SUEDE	PROFILES DE CONSTRUCT.
PIPES, TUBES: IRON, STEEL	GER			202	202	ALL	TUYAUX, TUBES: FER, ACIER
	SWECD	267	279		546	SUEDE	
	LIBER			16	16	LIBER	
	CTHER	88			88	AUTRE	
COMMODITY TOTAL		355	279	218	852		TOTAL DE MARCHANDISE
ALUMINIUM	U K	1,040			1,040	R U	ALUMINIUM
	GER	2,153			2,153	ALL	
	NORW	820			820	NORV	
	SWECD	530			530	SUEDE	
	CTHER	6,574	111		6,685	AUTRE	
COMMODITY TOTAL		11,117	111		11,228		TOTAL DE MARCHANDISE
COPPER AND ALLOYS	GER	1			1	ALL	CUIVRE ET ALLIAGES
	NORW	3,114			3,114	NORV	
	SWECD	11,910			11,910	SUEDE	
	CTHER	17,026	1,730		18,756	AUTRE	
COMMODITY TOTAL		32,051	1,730		33,781		TOTAL DE MARCHANDISE
LEAD AND ALLOYS	GER			1,683	1,683	ALL	PLOMB ET ALLIAGES
	GREEK			1,600	1,600	GRECC	
	LIBER			138	138	LIBER	
	CTHER	91		3,907	3,998	AUTRE	
COMMODITY TOTAL		91		7,328	7,419		TOTAL DE MARCHANDISE
ZINC AND ALLOYS	GER			555	555	ALL	ZINC ET ALLIAGES
	CTHER	1,160		275	1,435	AUTRE	
COMMODITY TOTAL		1,160		830	1,990		TOTAL DE MARCHANDISE
NON-FERROUS METALS NES	GER		7,298	11	7,309	ALL	METAUX NON-FERREUX NDA
	NORW	198			198	NORV	
	CTHER	558	27		585	AUTRE	
COMMODITY TOTAL		756	7,325	11	8,092		TOTAL DE MARCHANDISE
METAL FAB. BASIC PROD.	GER	2			2	ALL	OUVR. DE BASE EN METAL
	SWECD	14			14	SUEDE	
COMMODITY TOTAL		16			16		TOTAL DE MARCHANDISE
ASBESTOS BASIC PROD.	SWECD	72			72	SUEDE	OUVR. DE BASE AMIANTE
NON-MET. MIN. BASIC PROD	SWECD	187			187	SUEDE	PROD. MIN. NON-MET. BASE
MACHINERY NES	GER	1,184	211		1,395	ALL	MACHINES NDA
	SWECD	254			254	SUEDE	
	LIBER			1	1	LIBER	
	CTHER	144	33	2	179	AUTRE	
COMMODITY TOTAL		1,582	244	3	1,829		TOTAL DE MARCHANDISE
PASS. AUTOS AND CHASSIS	SWECD	165	31		196	SUEDE	VOITURES PART., CHASSIS
	CTHER	66		4	70	AUTRE	
COMMODITY TOTAL		231	31	4	266		TOTAL DE MARCHANDISE
TRUCKS AND CHASSIS	CTHER	50			50	AUTRE	CAMIONS ET CHASSIS
MOTOR VEHICLE ENGINES	SWECD	3			3	SUEDE	MOTEURS DE VEH. AUTOM.
ROAD MOTOR VEH. NES	GER		1		1	ALL	VEH. AUTOM. ROUTTERS NDA
	SWECD	11			11	SUEDE	
COMMODITY TOTAL		11	1		12		TOTAL DE MARCHANDISE
SHIPS, AIRCRAFT, MIS. VEH	GER			2	2	ALL	NAVIRES, AVIONS, VEH. DIV
	SWECD	2			2	SUEDE	
	CTHER	3			3	AUTRE	
COMMODITY TOTAL		5		2	7		TOTAL DE MARCHANDISE
RUBBER TIRES AND TUBES	CTHER	8			8	AUTRE	PNEUS, CHAMBRES A AIR
EQUIPMENT MISC.	GER	15	6		21	ALL	MATERIEL DIVERS
	SWECD	9			9	SUEDE	

TABLE 1. CARGOES LOADED AT CANADIAN PORTS FOR FOREIGN COUNTRIES IN 1975.

COUNTRY OF DESTINATION AND KIND OF CARGO		REGISTRY OF VESSEL	ATLANTIC ATLANTIQUE	GREAT LAKES GRANDS LACS	PACIFIC PACIFIQUE	TOTAL TOTAL	IMMATIC. DU NAVIRE	PAYS DE DESTINATION ET MARCHANDISE
NETHERLANDS CCNT.								PAYS-BAS SUITE
COMMODITY TOTAL		CTHER	41			41	AUTRE	
PERSONAL/HSEHOLD GOODS		GER	65	6		71	ALL	TOTAL DE MARCHANDISE ART.PERS.ET MENAGERS
		NORW	1	5	2	8	NORV	
		CTHER			3	3	AUTRE	
COMMODITY TOTAL			6			6		
MISC. END PRODUCTS NES		GER	7	5	5	17	SUEDE	TOTAL DE MARCHANDISE PRODUITS FINIS DIV.NDA
		SWEEN		4		4		
COMMODITY TOTAL			5	4		9		TOTAL DE MARCHANDISE MARCHANDISES DIVERSES
GENERAL CARGO		GER	494	16		510	ALL	
		SWEEN	12			12	SUEDE	
		CTHER	8			8	AUTRE	
COMMODITY TOTAL			514	16		530		TOTAL DE MARCHANDISE FRET CONTENEURESE
CONTAINERIZED FREIGHT		U K	117,546		703	118,249	R U	
		DENMK			1,75E	1,75E	DANMK	
		GER	368	533		901	SUEDE	
		SWEEN	8,195	427	2,505	11,127	AUTRE	
		CTHER	2,271	340		2,611		
COMMODITY TOTAL			128,380	1,300	4,966	134,646		TOTAL DE MARCHANDISE
COUNTRY/REGION TOTAL			7,358,516*	373,092*	373,923*	8,105,531*		TOTAL DE PAYS/REGION
NORWAY								NORVEGE
FISH, FRESH OR FROZEN		NORW	230			230	NORV	POISSON,FRAIS OU CONG.
CORN		CAN	5,736			5,736	CAN	MAIS
RYE		SWEEN		14,791		14,791	SUEDE	SEIGLE
		CAN		19,901		19,901	CAN	
COMMODITY TOTAL				34,692		34,692		TOTAL DE MARCHANDISE BLE
WHEAT		GREEK	7,001			7,001	GRECC	
		NORW	108,008			108,008	NORV	
COMMODITY TOTAL			115,009			115,009		TOTAL DE MARCHANDISE PEAUX ET CUIRS BRUT GRAINE DE SOYA
RAW HIDES AND SKINS		NORW	200			200	NORV	
SOYA BEANS		ITALY	15,825			15,825	ITAL	
		LIBER	22,176			22,176	LIBER	
COMMODITY TOTAL			38,001			38,001		TOTAL DE MARCHANDISE FIBRES TEXTILES NDA MINER.DE CUIVRE-NICKEL MINERAI,CONC.DE ZINC PATE OUVR.EN MAT.TEXT.NDA HUIL.DE POISSON,AN.MAR COKE TUYAUX,TUBES:FER,ACIER OUVR.DE BASE EN METAL MACHINES NDA MARCHANDISES DIVERSES
TEXTILE FIBRES NES		NORW		3		3	NORV	
NICKEL-COPPER ORE		NORW	50,836	12,855		63,691	NORV	
ZINC ORE AND CCNC.		LIBER	5,604			5,604	LIBER	
PULP		NORW	2,920			2,920	NORV	
TEXTILE FAB.MTL NES		NORW		7		7	NORV	
FISH,MARINE ANIMAL OIL		NORW	830		5,510	830	NORV	
CCKE		NORW				5,510	NORV	
PIPES,TUBES:IRON,STEEL		NORW		12		12	NORV	
METAL FAB.BASIC FROD.		NORW		1		1	NORV	
MACHINERY NES		NORW	277	270		547	NORV	
GENERAL CARGO		ACRW		1		1	NORV	
COUNTRY/REGION TOTAL			219,643*	47,841*	5,510*	272,994*		TOTAL DE PAYS/REGION
PORTUGAL								PORTUGAL
CORN		GREEK	43,120			43,120	GRECC	MAIS
OIL SEEDS,NUTS NES		GREEK		2,977		2,977	GRECC	GRAINES,NDIX OLEAG.NDA
IRON ORE AND CCNC		LIBER	77,624			77,624	LIBER	MINERAI,CONC.DE FER
PULP		CTHER	29			29	AUTRE	PATE
FUEL OIL		LIBER	22,606			22,606	LIBER	MAZOUT
CONTAINERIZED FREIGHT		GER	4,718			4,718	ALL	FRET CONTENEURESE
		ITALY	3,897			3,897	ITAL	
		OTHER	3,371			3,371	AUTRE	
COMMODITY TOTAL			11,986			11,986		TOTAL DE MARCHANDISE
COUNTRY/REGION TDAL			155,365*	2,977*	*	158,342*		TOTAL DE PAYS/REGION
SPAIN								ESPAGNE
CATTLE		NETH	685			685	P.BAS	BOVINS
CORN		CTHER	112,931			112,931	AUTRE	MAIS
WHEAT		NORW	49,636			49,636	NORV	BLE
		LIBER	42,460			42,460	LIBER	
COMMODITY TOTAL			92,096			92,096		TOTAL DE MARCHANDISE POMMES DE TERRE
PCTATOES		DENMK	2,888			2,888	DANMK	
		LIBER	111			111	LIBER	
COMMODITY TOTAL			2,999			2,999		TOTAL DE MARCHANDISE PEAUX ET CUIRS BRUT GRAINE DE LIN
RAW HIDES AND SKINS		CTHER	85	67		152	AUTRE	
FLAXSEED		U K	2,514			2,514	R U	
		DENMK		3,630		3,630	DANMK	
		GREEK		3,624		3,624	GRECC	
COMMODITY TOTAL			2,514	7,254		9,768		TOTAL DE MARCHANDISE GRAINE DE COLZA GRAINE DE SOYA BOIS A PATE MINERAI,CONC.DE FER
RAPESEED		ITALY			917	917	ITAL	
SOYA BEANS		GREEK	39,900			39,900	GRECC	
PULPWOOD		PANAM	3,219			3,219	PANAM	
IRON ORE AND CCNC		NORW	92,960			92,960	NORV	
		OTHER	643,549			643,549	AUTRE	
COMMODITY TOTAL			736,509			736,509		TOTAL DE MARCHANDISE MINERAI,CONC.DE ZINC
ZINC ORE AND CCNC.		LIBFR			6,000	6,000	LIBER	

TABLE 1. CARGOES LOADED AT CANADIAN PORTS FOR FOREIGN COUNTRIES IN 1975.

TABLEAU 1. MARCHANDISES CHARGÉES DANS LES PORTS CANADIENS A DESTINATION DE PAYS ÉTRANGERS EN 1975.

COUNTRY OF DESTINATION AND KIND OF CARGO	REGISTRY OF VESSEL	ATLANTIC ATLANTIQUE	GREAT LAKES GRANDS LACS	PACIFIC PACIFIQUE	TOTAL TOTAL	IMMATIC. DU NAVIRE	PAYS DE DESTINATION ET MARCHANDISE
SPAIN							ESPAGNE
IRON AND STEEL SCRAP	U K	1,949			1,949	R U	SUITE
	GER	9,717			9,717	ALL	DECHETS DE FER, DACIER
	GREEK	20,387			20,387	GRECC	
	NORW	7,275			7,275	NORV	
	LIBER	4,462			4,462	LIBER	
	CTHER	27,311			27,311	AUTRE	
COMMODITY TOTAL		71,101			71,101		TOTAL DE MARCHANDISE
NON-FERROUS MET. SCRAP	ITALY			10	10	ITAL	DECHETS METAL. NON FER.
SLAG, DROSS, BY-PRODUCTS	GREEK	11,200			11,200	GRECC	POUS. GUEUL. SCOR. PRCD.
ASBESTOS	ITALY			511	511	ITAL	AMIANTE
	CTHER	8,358			8,358	AUTRE	
COMMODITY TOTAL		8,358		511	8,869		TOTAL DE MARCHANDISE
COTTON, TEXTILE WASTE	CTHER	153			153	AUTRE	DECHETS DE COTON, TEXT.
LUMBER AND TIMBER	U K			167	167	P U	BOIS D'OEUVRE ET CHARP.
	GER			42	42	ALL	
	GREEK			2,654	2,654	GRECC	
	ITALY			269	269	ITAL	
	NORW			378	378	NORV	
	SWEEN			5,220	5,220	SUEDE	
	LIBER			1,967	1,967	LIBER	
	CTHER	271	452	256	979	AUTRE	
COMMODITY TOTAL		271	452	10,953	11,676		TOTAL DE MARCHANDISE
PULP	U K			6,273	6,273	R U	PATE
	GREEK			5,011	5,011	GRECC	
	ITALY			658	658	ITAL	
	NORW			814	814	NORV	
	LIBER	1,060		3,451	4,511	LIBER	
	CTHER	5,921		10,313	16,234	AUTRE	
COMMODITY TOTAL		6,981		26,520	33,501		TOTAL DE MARCHANDISE
NEWSPRINT PAPER	GER	7,836			7,836	ALL	PAPIER JOURNAL
	GREEK	571			571	GRECC	
	LIBER	2,259			2,259	LIBER	
	OTHER	31,434			31,434	AUTRE	
COMMODITY TOTAL		42,100			42,100		TOTAL DE MARCHANDISE
PAPER NES	GER	167			167	ALL	PAPIER NOA
PAPERBOARD	GER	3,329			3,329	ALL	CARTON
	GREEK	551			551	GRECC	
COMMODITY TOTAL		3,880			3,880		TOTAL DE MARCHANDISE
ANIMAL OILS, EXC. MARINE	ITALY	917			917	ITAL	HUIL. ANIM. SAUF AN. MAR.
	OTHER	11,410			11,410	AUTRE	
COMMODITY TOTAL		12,327			12,327		TOTAL DE MARCHANDISE
INORGANIC CHEMS. NES	CTHER	28			28	AUTRE	PROD. CHIM. INDRG. NOA
POTASH	LIBER			14,987	14,987	LIBER	POTASSE
DYESTUFF, PIGMENT, PAINT	CTHER		1		1	AUTRE	MAT. COLOR. PIG. PEINTURE
FUEL OIL	LIBER	50,160			50,160	LIBER	MAZOUT
COKE	CTHER		19,000		19,000	AUTRE	COKE
PIG IRON	GREEK	8,960			8,960	GRECC	FER EN GUEUSE
	SWEEN	8,500			8,500	SUEDE	
COMMODITY TOTAL		17,460			17,460		TOTAL DE MARCHANDISE
CASTINGS, FORGINGS	CTHER		1		1	AUTRE	MOUL. PIECES FORGEES
ALUMINIUM	LIBER	3,341			3,341	LIBER	ALUMINIUM
MACHINERY NES	CTHER	46		2	48	AUTRE	MACHINES NOA
PASS. AUTOS AND CHASSIS	CTHER	1			1	AUTRE	VOLTURES PART., CHASSIS
TRUCKS AND CHASSIS	GER	46			46	ALL	CAMIONS ET CHASSIS
MOTOR VEHICLE ENGINES	OTHER	1			1	AUTRE	MOTEURS DE VEH. AUTOM.
EQUIPMENT MISC.	LIBER			1	1	LIBER	MATERIEL DIVERS
	CTHER	2	2		4	AUTRE	
COMMODITY TOTAL		2	2	1	5		TOTAL DE MARCHANDISE
PERSONAL, HOUSEHOLD GOODS	ITALY				7	ITAL	ART. PERS. ET MENAGERS
	CTHER	3			3	AUTRE	
COMMODITY TOTAL		3			10		TOTAL DE MARCHANDISE
CONTAINERS, CLOSURES	U S A	18			18	E-U	CONTENEURS, FERMETURES
CONTAINERIZED FREIGHT	GER	6,160			6,160	ALL	FRET CONTENEURESE
	ITALY	1,261			1,261	ITAL	
	LIBER	3,013			3,013	LIBER	
	CTHER	8,201	712		8,913	AUTRE	
COMMODITY TOTAL		18,635	712		19,347		TOTAL DE MARCHANDISE
COUNTRY/REGION TOTAL		1,237,217*	21,489*	59,908*	1,324,614*		TOTAL DE PAYS/REGION
SWEEN							SUEDE
FISH, FRESH OR FROZEN	DENMK	188		231	419	DANMK	POISSON, FRAIS OU CONG.
	GER			328	328	ALL	
	SWEEN			807	807	SUEDE	
	JAPAN			149	149	JAPON	
COMMODITY TOTAL		188		1,515	1,703		TOTAL DE MARCHANDISE
FISH, SALTED OR CURED	DENMK	292			292	DANMK	POISSON, SALE OU FUME
FISH, CANNED	SWEEN			40	40	SUEDE	POISSON EN BOITES
SHELL FISH, NES	DENMK	10			10	DANMK	MOLLUSQUES CRUST., NDA
APPLES	JAPAN			250	250	JAPON	PMMS
FROZEN FRUITS, BERRIES	NETH	57			57	P. BAS	FRUITS, BAIES CONGELES
COPPER ORE AND CONC.	U K	4,211			4,211	R U	MINERAL, CONC. CUIVRE
	DENMK	4,094			4,094	DANMK	
	GER	5,821			5,821	ALL	
COMMODITY TOTAL		14,126			14,126		TOTAL DE MARCHANDISE

TABLE 1. CARGOES LOADED AT CANADIAN PORTS FOR FOREIGN COUNTRIES IN 1975.

TABLEAU 1. MARCHANDISES CHARGÉES DANS LES PORTS CANADIENS A DESTINATION DE PAYS ÉTRANGERS EN 1975.

COUNTRY OF DESTINATION AND KIND OF CARGO	REGISTRY CF VESSEL	ATLANTIC ATLANTIQUE	GREAT LAKES GRANDS LACS	PACIFIC PACIFIQUE	TOTAL TOTAL	IMMATIC. DU NAVIRE	PAYS DE DESTINATION ET MARCHANDISE
SWEDEN							SUEDE
NON-FERROUS MET. SCRAP	U K	23			23	R U	DECHETS METAL. NON FER.
ASBESTOS	SWEDN	9			9	SUEDE	AMIANTE
WASTE AND SCRAP NES	CTHER	445			445	AUTRE	DECHETS ET REBUTS NDA
LUMBER AND TIMBER	U K	2,144			2,144	R U	BOIS D'OEUVRE ET CHARP.
	GER	2,301			2,301	ALL	
	SWEDN	205			205	SUEDE	
COMMODITY TOTAL		4,650			4,650		TOTAL DE MARCHANDISE
VENEER, PLYWOOD	SWEDN	16			16	SUEDE	PLACAGES, CONTRE-PLAQ.
WOOD FAB. MATERIALS	U K	3,212			3,212	R U	OEMI-PRODUITS EN BCIS
	GER	487			487	ALL	
COMMODITY TOTAL		3,699			3,699		TOTAL DE MARCHANDISE
PULP	LIBER	2,865			2,865	LIBER	PATE
NEWSPRINT PAPER	U K	1			1	R U	PAPIER JOURNAL
PAPER NES	U K	5			5	R U	PAPIER NDA
PAPERBOARD	U K	5			5	R U	CARTON
BLOG. PAPER AND BOARD	U K	98			98	R U	PLAQ. CONSTR., PAP/CART.
	SWEDN	32			32	SUEDE	
	CTHER	9			9	AUTRE	
COMMODITY TOTAL		139			139		TOTAL DE MARCHANDISE
TEXTILE FAB. MTL NES	U K	13			13	R U	OVR. EN MAT. TEXT. NDA
	SWEDN	14			14	SUEDE	
COMMODITY TOTAL		27			27		TOTAL DE MARCHANDISE
AGRICULTURAL CHEMICALS	U K	26			26	R U	PROD. CHIM. AGRICOLES
FUEL OIL	U K	31,862			31,862	R U	MAZOUT
	GREEK	37,828			37,828	GREEK	
	SWEDN	64,946			64,946	SUEDE	
	OTHER	34,835			34,835	AUTRE	
COMMODITY TOTAL		169,471			169,471		TOTAL DE MARCHANDISE
PRIMARY IRON, STEEL NES	U K	23			23	R U	FER, ACIER PRIMAIR. NDA
BAR AND RODS, STEEL	SWEDN	557			557	SUEDE	BARRES ET TIGES ACIER
STRUCTURAL SHAPES	SWEDN	22			22	SUEDE	PROFILES DE CONSTRUCT.
	CTHER	14			14	AUTRE	
COMMODITY TOTAL		36			36		TOTAL DE MARCHANDISE
PIPES, TUBES: IRON, STEEL	SWEDN	2			2	SUEDE	TUYAUX, TUBES: FER, ACIER
WIRE	U K	34			34	R U	FIL METALLIQUE
ALUMINUM	SWEDN	60			60	SUEDE	ALUMINIUM
COPPER AND ALLOYS	GER	1,459			1,459	ALL	CUIVRE ET ALLIAGES
	SWEDN	1,245	415		1,660	SUEDE	
	CTHER	165			165	AUTRE	
COMMODITY TOTAL		2,869	415		3,284		TOTAL DE MARCHANDISE
LEAD AND ALLOYS	U K	2,066			2,066	R U	PLOMB ET ALLIAGES
	GER	701			701	ALL	
COMMODITY TOTAL		2,767			2,767		TOTAL DE MARCHANDISE
NICKEL AND ALLOYS	U K	111			111	R U	NICKEL ET ALLIAGES
METAL FAB. BASIC PROD.	U K	30			30	R U	OVR. DE BASE EN METAL
	SWEDN	22			22	SUEDE	
	CTHER	3			3	AUTRE	
COMMODITY TOTAL		55			55		TOTAL DE MARCHANDISE
GLASS BASIC PRODUCTS	SWEDN	457			457	SUEDE	OVR. DE BASE EN VERRE
	CTHER	154			154	AUTRE	
COMMODITY TOTAL		611			611		TOTAL DE MARCHANDISE
MISC. FABRICATED PROD.	U K	1			1	R U	DIVRAGES DIVERS
TRACTORS	U K	431			431	R U	TRACTEURS
	GER	716			716	ALL	
	SWEDN	440	8		448	SUEDE	
	CTHER	186			186	AUTRE	
COMMODITY TOTAL		1,773	8		1,781		TOTAL DE MARCHANDISE
MACHINERY NES	U K	1,873			1,873	R U	MACHINES NDA
	GER	394			394	ALL	
	SWEDN	1,237	167		1,404	SUEDE	
	CTHER	313			313	AUTRE	
COMMODITY TOTAL		3,817	167		3,984		TOTAL DE MARCHANDISE
PASS. AUTOS AND CHASSIS	U K	39			39	R U	VOITURES PART., CHASSIS
	GER	16			16	ALL	
	SWEDN	149	9		158	SUEDE	
	CTHER	61	2		63	AUTRE	
COMMODITY TOTAL		265	11		276		TOTAL DE MARCHANDISE
TRUCKS AND CHASSIS	SWEDN	23			23	SUEDE	CAMIONS ET CHASSIS
	LIBER	175			175	LIBER	
	CTHER	69			69	AUTRE	
COMMODITY TOTAL		267			267		TOTAL DE MARCHANDISE
MOTOR VEHICLE ENGINES	SWEDN	137			137	SUEDE	MOTEURS DE VEH. AUTOM.
	OTHER	135			135	AUTRE	
COMMODITY TOTAL		272			272		TOTAL DE MARCHANDISE
ROAD MOTOR VEH. NES	U K	5			5	R U	VEH. AUTOM. ROUTIERS NDA
	GER	5			5	ALL	
COMMODITY TOTAL		10			10		TOTAL DE MARCHANDISE
SHIPS, AIRCRAFT, MIS. VEH	SWEDN	1			1	SUEDE	NAVIRES, AVIONS, VEH. DIV
EQUIPMENT MISC.	U K	62			62	R U	MATERIEL DIVERS
	GER	73			73	ALL	
	SWEDN	61			61	SUEDE	
	OTHER	17			17	AUTRE	
COMMODITY TOTAL		213			213		TOTAL DE MARCHANDISE
PERSONAL, HOUSEHOLD GOODS	U K	15			15	R U	ART., PERS. ET MENAGERS
CONTAINERS, CLOSURES	U K	5,321			5,321	R U	CONTENEURS, PERMETJURS
	GER	3,230			3,230	ALL	

TABLE 1. CARGOES LOADED AT CANADIAN PORTS FOR FOREIGN COUNTRIES IN 1975.

TABLEAU 1. MARCHANDISES CHARGÉES DANS LES PORTS CANADIENS A DESTINATION DE PAYS ÉTRANGERS EN 1975.

COUNTRY OF DESTINATION AND KIND OF CARGO	REGISTRY OF VESSEL	ATLANTIC ATLANTIQUE	GREAT LAKES GRANDS LACS	PACIFIC PACIFIQUE	TOTAL TOTAL	IMMATR. DU NAVIRE	PAYS DE DESTINATION ET MARCHANDISE
SWEDEN							SUEDE
COMMODITY TOTAL		8,551			8,551		SUITE TOTAL DE MARCHANDISE
MISC. END PRODUCTS NES	U K	1			1	R U	PRODUITS FINIS DIV. NDA
GENERAL CARGO	U K	1,639			1,639	R U	MARCHANDISES DIVERSES
	GER	747			747	ALL	
	SWEDN	23			23	SUEDE	
	OTHER	1			1	AUTRE	
COMMODITY TOTAL		2,410			2,410		TOTAL DE MARCHANDISE
CONTAINERIZED FREIGHT	U K	26,655		947	27,602	R U	FRET CONTENEURESE
	DENMK			1,733	1,733	DANMK	
	GER	19,356			19,356	ALL	
	SWEDN	15,839	2,020	2,652	20,511	SUEDE	
	OTHER	6,793	518		7,311	AUTRE	
COMMODITY TOTAL		68,643	2,538	5,332	76,513		TOTAL DE MARCHANDISE
COUNTRY/REGION TOTAL		289,418*	3,139*	7,137*	299,694*		TOTAL DE PAYS/REGION
ALBANIA							ALBANIE
WHEAT	GREEK	73,086			73,086	GREQQ	BLE
COUNTRY/REGION TOTAL		73,086*	*	*	73,086*		TOTAL DE PAYS/REGION
BULGARIA							BULGARIE
CONTAINERIZED FREIGHT	OTHER	439			439	AUTRE	FRET CONTENEURESE
COUNTRY/REGION TOTAL		439*	*	*	439*		TOTAL DE PAYS/REGION
POLAND							POLOGNE
FISH, FRESH OR FROZEN	NETH	995			995	P. BAS	POISSON, FRAIS OU CONG.
	OTHER	1			1	AUTRE	
COMMODITY TOTAL		996			996		TOTAL DE MARCHANDISE
FISH, SALTED OR CURED	CTHER	1,156			1,156	AUTRE	POISSON, SALE OU FUME
BARLEY	U K	83,362			83,362	R U	ORGE
	GREEK	50,512			50,512	GREQQ	
	NETH	16,615			16,615	P. BAS	
	NORW	67,844			67,844	NORV	
	SWEDN	70,560			70,560	SUEDE	
	LIBER	94,635			94,635	LIBER	
	OTHER	117,517			117,517	AUTRE	
COMMODITY TOTAL		501,045			501,045		TOTAL DE MARCHANDISE
CORN	DENMK	4,480			4,480	DANMK	MAIS
	OTHER	4,855			4,855	AUTRE	
COMMODITY TOTAL		9,335			9,335		TOTAL DE MARCHANDISE
RYE	U K	46,549			46,549	R U	SEIGLE
	LIBER	9,896	17,472		27,368	LIBER	
	PANAM	11,940	20,048		31,988	PANAM	
COMMODITY TOTAL		68,385	37,520		105,905		TOTAL DE MARCHANDISE
WHEAT	U K	28,224			28,224	R U	BLE
	NORW	38,385			38,385	NORV	
	LIBER	87,364		36,375	123,739	LIBER	
	OTHER	130,280		48,358	178,638	AUTRE	
COMMODITY TOTAL		284,253		84,733	368,986		TOTAL DE MARCHANDISE
TOBACCO NES	CTHER	1			1	AUTRE	TABACS NDA
RAW HIDES AND SKINS	CTHER	1,322	407		1,729	AUTRE	PEAUX ET CUIRS BRUT
FLAXSEED	NORW		4,146		4,146	NORV	GRAINE DE LIN
	LIBER	14,918			14,918	LIBER	
	OTHER		4,919		4,919	AUTRE	
COMMODITY TOTAL		14,918	9,065		23,983		TOTAL DE MARCHANDISE
LOGS	CTHER	29			29	AUTRE	BILLES
ZINC ORE AND CONC.	CTHER	34,258			34,258	AUTRE	MINERAI, CONC. DE ZINC
SALT	OTHER	152			152	AUTRE	Sel
PULP	U K	8,928			8,928	R U	PÂTE
	GER	2,331			2,331	ALL	
	OTHER	63	1,680		1,743	AUTRE	
COMMODITY TOTAL		11,322	1,680		13,002		TOTAL DE MARCHANDISE
TEXTILE FAB. MTL NES	OTHER	1	1		2	AUTRE	OUVR. EN MAT. TEXT. NDA
INORGANIC CHEMS. NES	OTHER	40			40	AUTRE	PROD. CHIM. INORG. NDA
PLATE & SHEET STEEL	CTHER		1,093		1,093	AUTRE	TOLES, FEUILLES D'ACIER
RAILS & TRACK MATERIAL	NORW	7,000			7,000	NORV	RAILS, MAT. VOIE FERREE
COPPER AND ALLCS	CTHER	496			496	AUTRE	CUIVRE ET ALLIAGES
METAL FAB. BASIC PRDD.	CTHER	1			1	AUTRE	OUVR. DE BASE EN METAL
BRICKS, TILES NES	OTHER	3,983			3,983	AUTRE	BRIQUES, TUILES NDA
MACHINERY NES	CTHER	107			107	AUTRE	MACHINES NDA
EQUIPMENT MISC.	CTHER	4			4	AUTRE	MATERIEL DIVERS
PERSONAL, HSEHOLD GOODS	CTHER	37	2		39	AUTRE	ART. PERS. ET MENAGERS
CONTAINERS, CLOSURES	OTHER	22			22	AUTRE	CONTENEURS, FERMETURES
CONTAINERIZED FREIGHT	CTHER		60		60	AUTRE	FRET CONTENEURESE
COUNTRY/REGION TOTAL		938,863*	49,828*	84,733*	1,073,424*		TOTAL DE PAYS/REGION
ROMANIA							ROUMANIE
MILK POWDER	OTHER	567			567	AUTRE	LAIT EN POUDRE
BARLEY	LIBER	58,000			58,000	LIBER	ORGE

TABLE 1. CARGOES LOADED AT CANADIAN PORTS FOR FOREIGN COUNTRIES IN 1975.

COUNTRY OF DESTINATION AND KIND OF CARGO		REGISTRY OF VESSEL	ATLANTIC ATLANTIQUE	GREAT LAKES GRANDS LACS	PACIFIC PACIFIQUE	TOTAL TOTAL	IMMATIC. DU NAVIRE	PAYS DE DESTINATION ET MARCHANDISE
ROMANIA CCNT.								ROUMANIE SUITE
RYE		NORW	39,755			39,755	NORV	SETGLE
		LIBER	54,095			54,095	LIBER	
COMMODITY TOTAL			93,850			93,850		TOTAL DE MARCHANDISE
WHEAT		DENMK	94,668			94,668	DANMK	BLE
		GER	43,759			43,759	ALL	
		GREEK	148,448			148,448	GRECC	
		NORW	12,330			12,330	NORV	
		LIBER	145,096			145,096	LIBER	
COMMODITY TOTAL			444,301			444,301		TOTAL DE MARCHANDISE
WHEAT FLOUR		CTHER	4,179			4,179	AUTRE	FARINE DE BLE
MACHINERY NES		CTHER	1			1	AUTRE	MACHINES NDA
PASS.AUTOS AND CHASSIS		CTHER	1			1	AUTRE	VOITURES PART.,CHASSIS
CONTAINERIZED FREIGHT		OTHER	2,172			2,172	AUTRE	FRET CONTENEURESE
COUNTRY/REGION TOTAL			603,071*	*	*	603,071*		TOTAL DE PAYS/REGION
USSR - EUROP.								URSS - EUROP.
CATTLE		U K	213			213	R U	BOVINS
BARLEY		U K	5,607	17,875		23,482	P U	ORGE
		DENMK	80,689			80,689	DANMK	
		GER	66,537			66,537	ALL	
		GREEK	69,042	16,350	11,656	97,048	GRECC	
		NORW	94,937			94,937	NORV	
		LIBER	4,941		176,984	196,315	LIBER	
		CTHER	76,733	32,681		109,414	AUTRE	
COMMODITY TOTAL			398,486	81,296	188,640	668,422		TOTAL DE MARCHANDISE
CORN		U K	69,594			69,594	R U	MAIS
		DENMK	15,820			15,820	DANMK	
		GREEK	76,091			76,091	GRECC	
		ITALY	9,262			9,262	ITAL	
		LIBER	58,188			58,188	LIBER	
		OTHER	198,851			198,851	AUTRE	
COMMODITY TOTAL			427,806			427,806		TOTAL DE MARCHANDISE
OATS		DENMK	3,740	16,464		20,204	DANMK	AVOINE
		GREEK	4,059	34,813		38,872	GRECC	
		NORW	27,194	18,032		45,226	NORV	
		SWEON	20,542			20,542	SUEDE	
		LIBER	8,364	41,869		50,233	LIBER	
		CTHER		4,554		4,554	AUTRE	
COMMODITY TOTAL			63,899	115,732		179,631		TOTAL DE MARCHANDISE
WHEAT		U K	30,856		93,335	124,191	R U	BLE
		DENMK	77,018			77,018	DANMK	
		GER	47,368			47,368	ALL	
		GREEK	96,139		15,860	111,999	GRECC	
		ITALY			38,461	38,461	ITAL	
		NETH	36,176			36,176	P.8AS	
		NORW	197,015			197,015	NORV	
		SWEON	77,982			77,982	SUEDE	
		LIBER	141,742			141,742	LIBER	
		OTHER	1,193,716		43,366	1,237,084	AUTRE	
COMMODITY TOTAL			1,898,012		191,024	2,089,036		TOTAL DE MARCHANDISE
RAW HIDES AND SKINS		OTHER	5,718			5,718	AUTRE	PEAUX ET CUIRS BRUT
SEEDS FOR SOWING NES		CTHER	1			1	AUTRE	GRAINES DE SEMENCE NDA
SOYA BEANS		CTHER	23,520			23,520	AUTRE	GRAINE DE SOYA
ZINC ORE AND CONC.		LIBER			15,680	15,680	LIBER	MINERAL, CONC. DE ZINC
ORES AND CONC. NES		CTHER	292			292	AUTRE	MINERAIS ET CONC. NDA
LEATHER		CTHER	19			19	AUTRE	CUIR
LUMBER AND TIMBER		OTHER		60		60	AUTRE	BOIS DOEUVRE ET CHARP.
PAPER NES		CTHER		240		240	AUTRE	PAPIER NDA
CORDAGE, TWINE, ROPE		CTHER	2			2	AUTRE	CORDAGE, FICELLE, CORDE
ANIMAL CILS, EXC. MARINE		GREEK	1,857	1,563		3,420	GRECC	HUIL. ANIM. SAUF AN. MAR.
		ITALY		1,688		1,688	ITAL	
COMMODITY TOTAL			1,857	3,251		5,108		TOTAL DE MARCHANDISE
METALLIC SALTS		CTHER	172			172	AUTRE	SELS METALLIQUES
INDORGANIC CHEMS. NES		OTHER	58			58	AUTRE	PROD. CHIM. INDRG. NDA
ORGANIC CHEMICALS NES		OTHER	406			406	AUTRE	PROD. CHIM. ORGAN. NDA
AGRICULTURAL CHEMICALS		OTHER	6			6	AUTRE	PROD. CHIM. AGRIC. LES
PLASTIC MATERIALS		OTHER	1,278	36		1,314	AUTRE	MATIERES PLASTIQUES
DYESTUFF, PIGMENT, PAINT		CTHER		56		56	AUTRE	MAT. COLOR. PIG. PEINTURE
ALUMINIUM		CTHER	2,202			2,202	AUTRE	ALUMINIUM
METAL FAB. BASIC PROD.		OTHER	449			449	AUTRE	OUVR. DE BASE EN METAL
TRACTORS		CTHER	7			7	AUTRE	TRACTEURS
MACHINERY NES		CTHER	882	651		1,533	AUTRE	MACHINES NDA
BUSES AND CHASSIS		OTHER	6			6	AUTRE	AUTOBUS ET CHASSIS
TRUCKS AND CHASSIS		CTHER	2,546			2,546	AUTRE	CAMIONS ET CHASSIS
MOTOR VEHICLE ENGINES		OTHER	341			341	AUTRE	MOTEURS DE VEH. AUTOM.
ROAD MOTOR VEH. NES		CTHER	953			953	AUTRE	VEH. AUTOM. ROUTIERS NDA
SHIPS, AIRCRAFT, MIS. VEH		OTHER	7			7	AUTRE	NAVIRES, AVIONS, VEH. DIV
PERSONAL, HOUSEHOLD GOODS		CTHER	39			39	AUTRE	ART. PERS. ET MENAGERS
CONTAINERS, CLOSURES		OTHER	5			5	AUTRE	CONTENEURS, FERMETURES
MISC. END PRODUCTS NES		CTHER	136	380		516	AUTRE	PRODUITS FINIS DIV. NDA
GENERAL CARGO		OTHER	2			2	AUTRE	MARCHANDISES DIVERSES
CONTAINERIZED FREIGHT		CTHER	5,178	725		5,903	AUTRE	FRET CONTENEURESE
COUNTRY/REGION TOTAL			2,834,498*	202,427*	395,344*	3,432,269*		TOTAL DE PAYS/REGION

TABLE 1. CARGOES LOADED AT CANADIAN PORTS FOR FOREIGN COUNTRIES IN 1975.

TABLEAU 1. MARCHANDISES CHARGÉES DANS LES PORTS CANADIENS A DESTINATION DE PAYS ÉTRANGERS EN 1975.

COUNTRY OF DESTINATION AND KIND OF CARGO	REGISTRY OF VESSEL	ATLANTIC ATLANTIQUE	GREAT LAKES GRANDS LACS	PACIFIC PACIFIQUE	TOTAL TOTAL	IMMATIC. DU NAVIRE	PAYS DE DESTINATION ET MARCHANDISE
YUGOSLAVIA							YUGOSLAVIE
RAW HIDES AND SKINS	CTHER	209			209	AUTRE	PEAUX ET GUIRS BRUT
ZINC ORE AND CONC.	CTHER			18,815	18,815	AUTRE	MINÉRAI, CONC. DE ZINC
ASBESTOS	CTHER	241			241	AUTRE	AMIANTE
VENEER, PLYWOOD	CTHER		7		7	AUTRE	PLACAGES, CONTRE-PLAQ.
PULP	CTHER	35,863		2,316	38,179	AUTRE	PATE
PAPERBOARD	LIBER	2,209			2,209	LIBER	CARTON
INORGANIC CHEMS. NES	CTHER		5		5	AUTRE	PROD. CHIM. INORG. NDA
DYESTUFF, PIGMENT, PAINT	CTHER		1		1	AUTRE	MAT. COLOR. PIG. PEINTURE
PIG IRON	GREEK	8,400			8,400	GRECC	FER EN GUEUSE
	SWEDN	6,720			6,720	SUEDE	
COMMODITY TOTAL		15,120			15,120		TOTAL DE MARCHANDISE
ALUMINIUM	OTHER	110			110	AUTRE	ALUMINIUM
METAL FAB. BASIC PRD.	CTHER		27		27	AUTRE	OUVR. DE BASE EN METAL
MACHINERY NES	OTHER	1,159	11	111	1,281	AUTRE	MACHINES NDA
RAILWAY ROLLING STOCK	CTHER	304	5		309	AUTRE	MAT. ROUL. DE CH. DE FER
PASS. AUTOS AND CHASSIS	CTHER	3			3	AUTRE	VOITURES PART., CHASSIS
TRUCKS AND CHASSIS	DENMK		2,096		2,096	DANMK	CAMIONS ET CHASSIS
MOTOR VEHICLE ENGINES	OTHER	11	141		152	AUTRE	MOTEURS DE VEH. AUTOM.
EQUIPMENT MISC.	CTHER	4			4	AUTRE	MATERIEL DIVERS
PERSONAL, HOUSEHOLD GOODS	OTHER	10	26	2	38	AUTRE	ART. PERS. ET MENAGERS
MISC. END PRODUCTS NES	CTHER	1			1	AUTRE	PRODUITS FINIS DIV. NDA
CONTAINERIZED FREIGHT	CTHER	48			48	AUTRE	FRET CONTENEURESE
COUNTRY/REGION TOTAL		55,292*	2,319*	21,244*	78,855*		TOTAL DE PAYS/REGION
ADEN							ADEN
WHEAT	GREEK	12,499			12,499	GRECC	BLE
	LIBER	12,317			12,317	LIBER	
	CTHER	9,735			9,735	AUTRE	
COMMODITY TOTAL		34,551			34,551		TOTAL DE MARCHANDISE
WHEAT FLOUR	GREEK	4,896			4,896	GRECC	FARINE DE BLE
VEGETABLES, DRIED	GREEK	746			746	GRECC	LEGUMES, SECS
COUNTRY/REGION TOTAL		40,193*	*	*	40,193*		TOTAL DE PAYS/REGION
BAHRAIN							BAHREIN
VENEER, PLYWOOD	NORV	11			11	NORV	PLACAGES, CONTRE-PLAQ.
METAL FAB. BASIC PRD.	GREEK		3		3	GRECC	OUVR. DE BASE EN METAL
	NORV	22			22	NORV	
COMMODITY TOTAL		22	3		25		TOTAL DE MARCHANDISE
MACHINERY NES	NORV			56	56	NORV	MACHINES NDA
EQUIPMENT MISC.	GREEK	80			80	GRECC	MATERIEL DIVERS
PERSONAL, HOUSEHOLD GOODS	DENMK	279			279	DANMK	ART. PERS. ET MENAGERS
	GREEK	1	2		3	GRECC	
COMMODITY TOTAL		280	2		282		TOTAL DE MARCHANDISE
COUNTRY/REGION TOTAL		393*	5*	56*	454*		TOTAL DE PAYS/REGION
CYPRUS							CHYPRE
BARLEY	LIBER	25,581			25,581	LIBER	DRGE
	PANAM	16,728			16,728	PANAM	
COMMODITY TOTAL		42,309			42,309		TOTAL DE MARCHANDISE
WHEAT FLOUR	CTHER	666			666	AUTRE	FARINE DE BLE
VEGETABLES, DRIED	CTHER	50			50	AUTRE	LEGUMES, SECS
CONTAINERIZED FREIGHT	GER	9			9	ALL	FRET CONTENEURESE
	CTHER	32			32	AUTRE	
COMMODITY TOTAL		41			41		TOTAL DE MARCHANDISE
COUNTRY/REGION TOTAL		43,066*	*	*	43,066*		TOTAL DE PAYS/REGION
QATAR							QATAR
MISC. FOOD PREP. NES	NORV	1			1	NORV	DIV. PREP. ALIM. NDA
MISC. FABRICATED PROD.	NORV	11			11	NORV	OUVRAGES DIVERS
COUNTRY/REGION TOTAL		12*	*	*	12*		TOTAL DE PAYS/REGION
TRUCIAL STATES							ÉTATS, TRAITE
WHEAT FLOUR	GREEK	497			497	GRECC	FARINE DE BLE
	NORV	80			80	NORV	
COMMODITY TOTAL		577			577		TOTAL DE MARCHANDISE
BAKERY PROD. INC. FRCZEN	GREEK	2			2	GRECC	PROD. BOUL., PROD. CONG.
MACARONI, CEREAL PROD.	NORV	1			1	NORV	PATES ALIM. PROD. CEREAL
MISC. FOOD PREP. NES	NORV	6			6	NORV	DIV. PREP. ALIM. NDA
ASBESTOS	NORV	402			402	NORV	AMIANTE
INORGANIC CHEMS. NES	NORV	7			7	NORV	PROD. CHIM. INORG. NDA
STRUCTURAL SHAPES	NORV	89			89	NORV	PROFILES DE CONSTRUCT.
	CTHER			1,251	1,251	AUTRE	
COMMODITY TOTAL		89		1,251	1,340		TOTAL DE MARCHANDISE
METAL FAB. BASIC PRD.	NORV	60		25	85	NORV	OUVR. DE BASE EN METAL
CEMENT BASIC PRD.	NORV			202	202	NORV	OUVR. DE BASE CIMENT
MACHINERY NES	GREEK	57			57	GRECC	MACHINES NDA

TABLE 1. CARGOES LOADED AT CANADIAN PORTS FOR FOREIGN COUNTRIES IN 1975.

TABLEAU 1. MARCHANDISES CHARGÉES DANS LES PORTS CANADIENS A DESTINATION DE PAYS ÉTRANGERS EN 1975.

COUNTRY OF DESTINATION AND KIND OF CARGO	REGISTRY OF VESSEL	ATLANTIC ATLANTIQUE	GREAT LAKES GRANDS LACS	PACIFIC PACIFIQUE	TOTAL TOTAL	IMMATIC. DU NAVIRE	PAYS DE DESTINATION ET MARCHANDISE
TRUCIAL STATES CCNT.							
	NORW	46		3	49	NORV	ETATS, TRAITE SUITE
COMMODITY TOTAL		103		3	106		TOTAL DE MARCHANDISE
MOTOR VEHICLE ENGINES	GREEK	2			2	GRECC	MOTEURS DE VEH.AUTOM.
	NORW			22	22	NORV	
COMMODITY TOTAL		2		22	24		TOTAL DE MARCHANDISE
SHIPS, AIRCRAFT, MIS. VEH	NORW	3			3	NORV	NAVIRES, AVIONS, VEH.OIV
EQUIPMENT MISC.	GREEK	2			2	GRECC	MATERIEL DIVERS
	NORW	64		131	195	NORV	
COMMODITY TOTAL		66		131	197		TOTAL DE MARCHANDISE
PERSONAL, HOUSEHOLD GOODS	OTHER		1		1	AUTRE	ART.PERS. ET MENAGERS
COUNTRY/REGION TOTAL		1,318*	1*	1,634*	2,953*		TOTAL DE PAYS/REGION
ETHIOPIA							
WHEAT	LIBER	22,693			22,693	LIBER	ETHIOPIE
	OTHER	3,748			3,748	AUTRE	BLE
COMMODITY TOTAL		26,441			26,441		TOTAL DE MARCHANDISE
CONTAINERS, CLOSURES	LIBER	2			2	LIBER	CONTENEURS, FERMETURES
COUNTRY/REGION TOTAL		26,443*	*	*	26,443*		TOTAL DE PAYS/REGION
IRAN							
BARLEY	U K	29,232			29,232	R U	IRAN
	GREEK	70,268			70,268	GRECC	ORGE
COMMODITY TOTAL		99,500			99,500		TOTAL DE MARCHANDISE
CORN	GREEK	5,163			5,163	GRECC	MAIS
WHEAT	CTHER	4,409			4,409	AUTRE	BLE
ASBESTOS	U K	2,055			2,055	R U	AMIANTE
	DENMK	50			50	DANMK	
	GREEK	1,744			1,744	GRECC	
	NORW			354	354	NORV	
	LIBER	111			111	LIBER	
COMMODITY TOTAL		3,960		354	4,314		TOTAL DE MARCHANDISE
PULP	NORW			11,928	11,928	NORV	PATE
	U S A			2,425	2,425	E-U	
COMMODITY TOTAL				14,353	14,353		TOTAL DE MARCHANDISE
NEWSPRINT PAPER	LIBER	4,241			4,241	LIBER	PAPIER JOURNAL
	JAPAN	4,132			4,132	JAPGN	
	CTHER	3,209			3,209	AUTRE	
COMMODITY TOTAL		11,582			11,582		TOTAL DE MARCHANDISE
PAPERBOARD	NORW			2,167	2,167	NORV	CARTON
	CTHER	1,650			1,650	AUTRE	
COMMODITY TOTAL		1,650		2,167	3,817		TOTAL DE MARCHANDISE
TEXTILE FAB.MTL NES	NORW			125	125	NORV	OUVR.EN MAT.TEXT.NDA
FERTILIZERS NES	NORW			6	6	NORV	ENGRAIS CHIMIQUE NDA
PLASTIC MATERIALS	OTHER	32			32	AUTRE	MATIERES PLASTIQUES
PRIMARY IRON, STEEL NES	LIBER	8,147			8,147	LIBER	FER, ACIER PRIMAIR. NDA
PLATE & SHEET STEEL	U K		560		560	R U	TOLES, FEUILLES D'ACIER
	GREEK	547	580		1,127	GRECC	
COMMODITY TOTAL		547	1,140		1,687		TOTAL DE MARCHANDISE
PIPES, TUBES: IRON, STEEL	NORW			83	83	NORV	TUYAUX, TUBES: FER, ACIER
WIRE	NORW			1	1	NORV	FIL METALLIQUE
ALUMINUM	GREEK	877			877	GRECC	ALUMINIUM
COPPER AND ALLYS	DENMK	220			220	DANMK	CUIVRE ET ALLIAGES
	GREEK	2,107			2,107	GRECC	
	CTHER	110			110	AUTRE	
COMMODITY TOTAL		2,437			2,437		TOTAL DE MARCHANDISE
METAL FAB. BASIC PRD.	GREEK	102	308		410	GRECC	OUVR. DE BASE EN METAL
	NORW			106	106	NORV	
	LIBER	203			203	LIBER	
COMMODITY TOTAL		305	308	106	719		TOTAL DE MARCHANDISE
BRICKS, TILES NES	GREEK	224			224	GRECC	BRIQUES, TUILES NDA
CEMENT	GREEK	1			1	GRECC	CIMENT
TRACTORS	GREEK	15			15	GRECC	TRACTEURS
	NORW			347	347	NORV	
	LIBER	2			2	LIBER	
COMMODITY TOTAL		17		347	364		TOTAL DE MARCHANDISE
MACHINERY NES	U K		1,400		1,400	R U	MACHINES NDA
	DENMK	644			644	DANMK	
	GER	224			224	ALL	
	GREEK	1,690	1,600		3,290	GRECC	
	NORW			1,620	1,620	NORV	
	LIBER	1,173			1,173	LIBER	
COMMODITY TOTAL		3,731	3,000	1,620	8,351		TOTAL DE MARCHANDISE
PASS. AUTOS AND CHASSIS	GREEK		1,200		1,200	GRECC	VOITURES PART., CHASSIS
TRUCKS AND CHASSIS	NORW			761	761	NORV	CAMIONS ET CHASSIS
MOTOR VEHICLE ENGINES	GREEK		3		3	GRECC	MOTEURS DE VEH.AUTOM.
	NORW			1	1	NORV	
	PANAM		1,837		1,837	PANAM	
COMMODITY TOTAL			1,840	1	1,841		TOTAL DE MARCHANDISE
ROAD MOTOR VEH. NES	GREEK		1,916		1,916	GRECC	VEH.AUTOM. ROUTIERS NDA
	NORW			25	25	NORV	
COMMODITY TOTAL			1,916	25	1,941		TOTAL DE MARCHANDISE
SHIPS, AIRCRAFT, MIS. VEH	GREEK	445			445	GRECC	NAVIRES, AVIONS, VEH.OIV

TABLE 1. CARGES LOADED AT CANADIAN PORTS FOR FOREIGN COUNTRIES IN 1975.

TABLEAU 1. MARCHANDISES CHARGÉES DANS LES PORTS CANADIENS A DESTINATION DE PAYS ÉTRANGERS EN 1975.

COUNTRY OF DESTINATION AND KIND OF CARGO	REGISTRY OF VESSEL	ATLANTIC ATLANTIQUE	GREAT LAKES GRANDS LACS	PACIFIC PACIFIQUE	TOTAL TOTAL	IMMATIC. DU NAVIRE	PAYS DE DESTINATION ET MARCHANDISE
IRAN							IRAN
RUBBER TIRES AND TUBES	GREEK	1			1	GRECC	PNEUS, CHAMBRES A AIR
	NORW			24	24	NORV	
COMMODITY TOTAL		1		24	25		TOTAL DE MARCHANDISE
EQUIPMENT MISC.	GREEK	63			63	GRECC	MATERIEL DIVERS
	NORW			4	4	NORV	
COMMODITY TOTAL		63		4	67		TOTAL DE MARCHANDISE
PERSONAL, HSEHOLD GOODS	GREEK	4			4	GRECC	ART. PERS. ET MENAGERS
	NORW			12	12	NORV	
COMMODITY TOTAL		4		12	16		TOTAL DE MARCHANDISE
MISC. END PRODUCTS NES	GER		2,611		2,611	ALL	PRODUITS FINIS DIV. NDA
	GREEK	1	1		2	GRECC	
COMMODITY TOTAL		1	2,612		2,613		TOTAL DE MARCHANDISE
GENERAL CARGO	GREEK	442			442	GRECC	MARCHANDISES DIVERSES
	NORW			14	14	NORV	
COMMODITY TOTAL		442		14	456		TOTAL DE MARCHANDISE
CONTAINERIZED FREIGHT	GER	93			93	ALL	FRET CONTENEURESE
	LIBER	164			164	LIBER	
	CTHER	126			126	AUTRE	
COMMODITY TOTAL		383			383		TOTAL DE MARCHANDISE
COUNTRY/REGION TOTAL		143,921*	12,016*	20,003*	175,940*		TOTAL DE PAYS/REGION
IRAQ							IRAQ
WHEAT	U K	25,357			25,357	R U	BLE
	GREEK	25,872		22,680	48,552	GRECC	
	LIBER	73,508		15,905	89,413	LIBER	
	PANAM	48,877			48,877	PANAM	
	CTHER			15,680	15,680	AUTRE	
COMMODITY TOTAL		173,614		54,265	227,879		TOTAL DE MARCHANDISE
TEXTILE FIBRES NES	CTHER	47			47	AUTRE	FIBRES TEXTILES NDA
COTTON, TEXTILE WASTE	CTHER	145			145	AUTRE	DECHETS DE COTON, TEXT.
LUMBER AND TIMBER	LIBER			23,999	23,999	LIBER	BOIS D'OEUVRE ET CHARP.
	CTHER			16,985	16,989	AUTRE	
COMMODITY TOTAL				40,988	40,988		TOTAL DE MARCHANDISE
TEXTILE FAB. MTL NES	CTHER	3			3	AUTRE	OUVR. EN MAT. TEXT. NDA
PLASTIC MATERIALS	CTHER	2			2	AUTRE	MATIERES PLASTIQUES
PIPES, TUBES, IRON, STEEL	OTHER	92			92	AUTRE	TUYAUX, TUBES, FER, ACIER
RAILWAY ROLLING STOCK	DENMK	1,845			1,845	DANMK	MAT. ROUL. DE CH. DE FER
TRUCKS AND CHASSIS	DENMK	9			9	DANMK	CAMIONS ET CHASSIS
MOTOR VEHICLE ENGINES	OTHER	45			45	AUTRE	MOTEURS DE VEH. AUTOM.
EQUIPMENT MISC.	OTHER	4			4	AUTRE	MATERIEL DIVERS
PERSONAL, HSEHOLD GOODS	DENMK	1			1	DANMK	ART. PERS. ET MENAGERS
	CTHER	11			11	AUTRE	
COMMODITY TOTAL		12			12		TOTAL DE MARCHANDISE
COUNTRY/REGION TOTAL		175,818*	*	95,253*	271,071*		TOTAL DE PAYS/REGION
ISRAEL							ISRAEL
BARLEY	CTHER	218,130			218,130	AUTRE	ORGE
WHEAT	OTHER	1,103			1,103	AUTRE	BLE
MISC. FOOD PREP. NES	CTHER	2			2	AUTRE	DIV. PREP. ALIM. NDA
IRON AND STEEL SCRAP	U K		371		371	R U	DECHETS DE FER, D'ACIER
PULP	U K	1,515			1,515	R U	PATE
	GREEK		2,300		2,300	GRECC	
	SWEDN	1,444			1,444	SUEDE	
	LIBER	2,309			2,309	LIBER	
	CTHER	1,546			1,546	AUTRE	
COMMODITY TOTAL		6,814	2,300		9,114		TOTAL DE MARCHANDISE
NEWSPRINT PAPER	CTHER	4,248			4,248	AUTRE	PAPIER JOURNAL
BLDG. PAPER AND EGARD	U K		8		8	R U	PLAQ. CONSTR., PAP/CART.
INORGANIC CHEMS. NES	OTHER	6			6	AUTRE	PROD. CHIM. INORG. NDA
PLASTIC MATERIALS	CTHER	12			12	AUTRE	MATIERES PLASTIQUES
PLATE & SHEET STEEL	OTHER	833			833	AUTRE	TOLES, FEUILLES D'ACIER
STRUCTURAL SHAPES	U K	537			537	R U	PROFILES DE CONSTRUCT.
	CTHER	3,324			3,324	AUTRE	
COMMODITY TOTAL		3,861			3,861		TOTAL DE MARCHANDISE
ASBESTOS BASIC PRDD.	SWEDN	3			3	SUEDE	OUVR. DE BASE AMIANTE
MACHINERY NES	U K	1,668			1,668	R U	MACHINES NDA
	SWEDN	552			552	SUEDE	
	OTHER	417			417	AUTRE	
COMMODITY TOTAL		2,637			2,637		TOTAL DE MARCHANDISE
EQUIPMENT MISC.	U K	3,030			3,030	R U	MATERIEL DIVERS
	SWEDN	90			90	SUEDE	
	CTHER	422			422	AUTRE	
COMMODITY TOTAL		3,542			3,542		TOTAL DE MARCHANDISE
PERSONAL, HSEHOLD GOODS	CTHER	1			1	AUTRE	ART. PERS. ET MENAGERS
GENERAL CARGO	SWEDN	11			11	SUEDE	MARCHANDISES DIVERSES
CONTAINERIZED FREIGHT	GER	9,522			9,522	ALL	FRET CONTENEURESE
	LIBER	10,682			10,682	LIBER	
	CTHER	13,388			13,388	AUTRE	
COMMODITY TOTAL		33,592			33,592		TOTAL DE MARCHANDISE
COUNTRY/REGION TOTAL		274,795*	2,679*	*	277,474*		TOTAL DE PAYS/REGION

TABLE 1. CARGOES LOADED AT CANADIAN PORTS FOR FOREIGN COUNTRIES IN 1975.

COUNTRY OF DESTINATION AND KIND OF CARGO		REGISTRY OF VESSEL	ATLANTIC ATLANTIQUE	GREAT LAKES GRANDS LACS	PACIFIC PACIFIQUE	TOTAL TOTAL	IMMATIC. DU NAVIRE	PAYS DE DESTINATION ET MARCHANDISE
JORDAN								JORDANIE
WHEAT FLOUR	GREEK	7,498				7,498	GRECC	FARINE DE BLE
VEGETABLES, DRIED	GREEK	78				78	GRECC	LEGUMES, SECS
TEXTILE FAB. MTL NES	GREEK	2				2	GRECC	OUVR. EN MAT. TEXT. NDA
METAL FAB. BASIC PROD.	U K	4				4	R U	OUVR. DE BASE EN METAL
	GREEK	1				1	GRECC	
COMMODITY TOTAL								TOTAL DE MARCHANDISE
MOTDR VEHICLE ENGINES	CTHER	1				1	AUTRE	MOTEURS DE VEH. AUTOM.
PERSONAL, HSEHOLD GOODS	GREEK	2				2	GRECC	ART. PERS. ET MENAGERS
	CTHER	1				1	AUTRE	
COMMODITY TOTAL								TOTAL DE MARCHANDISE
CONTAINERS, CLOSURES	GREEK	2				2	GRECC	CONTENEURS, FERMETURES
COUNTRY/REGION TOTAL		7,589*		*	*	7,589*		TOTAL DE PAYS/REGION
KUWAIT								KOWEIT
MACARONI, CEREAAL PROD.	GREEK	1				1	GRECC	PATES ALIM. PROD. CEREAL
VEGETABLE PREP. NES	CTHER			2		2	AUTRE	PREP. DE LEGUMES NDA
SPICES	GREEK	2				2	GRECC	EPICES
VINEGAR	GREEK	3				3	GRECC	VINAIGRE
MISC. FOOD PREP. NES	NDRW				2	2	NDRV	DIV. PREP. ALIM. NDA
NON-ALCOHOLIC BEVERAGE	OTHER	82				82	AUTRE	BOISSONS NON-ALCOOLIQ.
TOBACCO NES	GREEK	2				2	GRECC	TABACS NDA
LUMBER AND TIMBER	CTHER	3,758				3,758	AUTRE	BOIS DOEUVRE ET CHAPP.
NEWSPRINT PAPER	CTHER	974				974	AUTRE	PAPIER JOURNAL
PAPERBOARD	NDRW				3,002	3,002	NDRV	CARTON
CHEM. SPECIALTIES NES	GREEK	177				177	GRECC	PROD. CHIM. SPECIAUX NDA
BARNS AND ROUS, STEEL	NCRW	20				20	NDRV	BARRES ET TIGES ACIER
PIPES, TUBES: IRON, STEEL	OTHER	79				79	AUTRE	TUYAUX, TUBES: FER, ACIER
COPPER AND ALLCS	OTHER	76				76	AUTRE	CUIVRE ET ALLIAGES
METAL FAB. BASIC PROD.	GREEK			3		3	GRECC	OUVR. DE BASE EN METAL
	NDRW				11	11	NDRV	
COMMODITY TOTAL				3	11	14		TOTAL DE MARCHANDISE
MACHINERY NES	GREEK	25				25	GRECC	MACHINES NDA
	NCRW				14	14	NDRV	
COMMODITY TOTAL		25			14	39		TOTAL DE MARCHANDISE
PASS. AUTOS AND CHASSIS	CTHER	2				2	AUTRE	VOITURES PART., CHASSIS
MOTDR VEHICLE ENGINES	GREEK	4		7		11	GRECC	MOTEURS DE VEH. AUTOM.
	CTHER			4		4	AUTRE	
COMMODITY TOTAL		4		11		15		TOTAL DE MARCHANDISE
SHIPS, AIRCRAFT, MIS. VEH	GREEK	1				1	GRECC	NAVIRES, AVIONS, VEH. DIV
RUBBER TIRES AND TUBES	CTHER	76				76	AUTRE	PNEUS, CHAMBRES A AIR
EQUIPMENT MISC.	GREEK	6				6	GRECC	MATERIEL DIVERS
	NDRW	70				70	NDRV	
COMMODITY TOTAL		76				76		TOTAL DE MARCHANDISE
PERSONAL, HSEHOLD GOODS	LIBER	3		299		299	LIBER	ART. PERS. ET MENAGERS
	OTHER			299		302	AUTRE	
COMMODITY TOTAL		3		299		302		TOTAL DE MARCHANDISE
MISC. END PRODUCTS NES	NDRW	1				1	NDRV	PRODUITS FINIS DIV. NDA
GENERAL CARGO	GREEK	113				113	GRECC	MARCHANDISES DIVERSES
CONTAINERIZED FREIGHT	GREEK			42		42	GRECC	FRET CONTENEURESE
COUNTRY/REGION TOTAL		5,475*		357*	3,029*	8,861*		TOTAL DE PAYS/REGION
LEBANON								LIBAN
FISH, FRESH OR FROZEN	CTHER				9	9	AUTRE	POISSON, FRAIS OU CONG.
BARLEY	U K	7,386				7,386	R U	ORGE
WHEAT	U K	10,808		18,174		28,982	R U	BLE
	DENMK	3,031				3,031	DANMK	
	GREEK	20,931		35,617		56,548	GRECC	
	LIBER	20,607		36,213		56,820	LIBER	
	CTHER	9,011		17,846		26,857	AUTRE	
COMMODITY TOTAL		64,388		107,850		172,238		TOTAL DE MARCHANDISE
WHEAT FLOUR	GREEK	7,211				7,211	GRECC	FARINE DE BLE
	CTHER	228				228	AUTRE	
COMMODITY TOTAL		7,439				7,439		TOTAL DE MARCHANDISE
CEREALS MILLED, NES	CTHER	22				22	AUTRE	CEREALES MDULUES, NDA
VEGETABLES, DRIED	CTHER	550				550	AUTRE	LEGUMES, SECS
VEGETABLE PREP. NES	OTHER	5				5	AUTRE	PREP. DE LEGUMES NDA
SAUSAGE SKINS, CASINGS	CTHER	3				3	AUTRE	BOYAUX A SAUCISSES
MISC. FOOD PREP. NES	CTHER	85				85	AUTRE	DIV. PREP. ALIM. NDA
CONC. COMPLETE FEEDS	CTHER	24		17,113		17,137	AUTRE	CONC., PRCV. COMPLETEES
DIST. ALCOHOLIC BEV.	OTHER	3				3	AUTRE	BOISS. ALCOOL. DIST.
RAW HIDES AND SKINS	OTHER	64				64	AUTRE	PEAUX ET CUIRS BRUT
TEXTILE FIBRES NES	OTHER	13				13	AUTRE	FIBRES TEXTILES NDA
ASBESTOS	CTHER	3,427			914	4,341	AUTRE	AMIANTE
COTTON, TEXTILE WASTE	OTHER	55		125		180	AUTRE	DECHETS DE COTON, TEXT.
WASTE AND SCRAP NES	OTHER	22				22	AUTRE	DECHETS ET REBUTS NDA
LUMBER AND TIMBER	GREEK	10,812				10,812	GRECC	BOIS DOEUVRE ET CHAPP.
	PANAM	11,068				11,068	PANAM	
	CTHER					8,559	AUTRE	
COMMODITY TOTAL		21,880			8,559	30,439		TOTAL DE MARCHANDISE
NEWSPRINT PAPER	GER	746				746	ALL	PAPIER JOURNAL
	CTHER	1,628				1,628	AUTRE	
COMMODITY TOTAL		2,374				2,374		TOTAL DE MARCHANDISE

TABLE 1. CARGOES LOADED AT CANADIAN PORTS FOR FOREIGN COUNTRIES IN 1975.

TABLEAU 1. MARCHANDISES CHARGÉES DANS LES PORTS CANADIENS A DESTINATION DE PAYS ÉTRANGERS EN 1975.

COUNTRY OF DESTINATION AND KIND OF CARGO	REGISTRY OF VESSEL	ATLANTIC ATLANTIQUE	GREAT LAKES GRANDS LACS	PACIFIC PACIFIQUE	TOTAL TOTAL	IMMATIC. DU NAVIRE	PAYS DE DESTINATION ET MARCHANDISE
LEBANON							LIBAN
PAPER NES	CTHER	58			58	AUTRE	PAPIER NDA
PAPERBOARD	DENMK	554			554	DANMK	CARTON
	LIBER	1,107			1,107	LIBER	
	CTHER	666		24	690	AUTRE	
COMMODITY TOTAL		2,327		24	2,351		TOTAL DE MARCHANDISE
BLDG. PAPER AND BOARD	CTHER	21			21	AUTRE	PLAC. CONSTR., PAP/CART.
WET MACHINE BOARD	CTHER	4			4	AUTRE	CARTON EN PATE PRESSE
TEXTILE FAB. MTL NES	CTHER	19			19	AUTRE	OUVR. EN MAT. TEXT. NDA
ORGANIC CHEMICALS NES	CTHER	12			12	AUTRE	PROD. CHIM. ORGAN. NDA
DYESTUFF, PIGMENT, PAINT	CTHER	2			2	AUTRE	MAT. COLOR. PIG. PEINTURE
LUBRICATING OIL, GREASE	CTHER	1			1	AUTRE	HUILE, GRAISSE LUBRIF.
PLATE & SHEET STEEL	CTHER	112	280		392	AUTRE	TOLES, FEUILLES DACIER
PIPES, TUBES; IRON, STEEL	CTHER	253			253	AUTRE	TUYAUX, TUBES; FER, ACIER
ALUMINUM	CTHER	221			221	AUTRE	ALUMINIUM
COPPER AND ALLYS	CTHER	8			8	AUTRE	CUIVRE ET ALLIAGES
NICKEL AND ALLYS	CTHER	18			18	AUTRE	NICKEL ET ALLIAGES
METAL FAB. BASIC PROD.	CTHER	21			21	AUTRE	OUVR. DE BASE EN METAL
BRICKS, TILES NES	CTHER	491			491	AUTRE	BRIQUES, TUILES NDA
NON-MET. MIN. BASIC PROD.	CTHER	43			43	AUTRE	PROD. MIN. NON-MET. BASE
MISC. FABRICATED PROD.	CTHER	31			31	AUTRE	OUVRAGES DIVERS
TRACTORS	CTHER	1			1	AUTRE	TRACTEURS
MACHINERY NES	CTHER	47			47	AUTRE	MACHINES NDA
PASS. AUTOS AND CHASSIS	CTHER	1			1	AUTRE	VOITURES PART., CHASSIS
MOTGR VEHICLE ENGINES	CTHER	115			115	AUTRE	MOTEURS DE VEH. AUTOM.
EQUIPMENT MISC.	CTHER	333			333	AUTRE	MATERIEL DIVERS
PERSONAL, HSEHOLD GOODS	CTHER	176		1	177	AUTRE	ART. PERS. ET MENAGERS
MISC. END PRODUCTS NES	CTHER	33			33	AUTRE	PRODUITS FINIS DIV. NDA
GENERAL CARGO	CTHER	1		2	3	AUTRE	MARCHANDISES DIVERSES
CONTAINERIZED FREIGHT	CTHER		80		80	AUTRE	FRET CONTENEURESE
COUNTRY/REGION TOTAL		112,089*	125,448*	9,509*	247,046*		TOTAL DE PAYS/REGION
LIBYA							LIBYE
CATTLE	NETH	261			261	P. BAS	BOVINS
	CTHER	190			190	AUTRE	
COMMODITY TOTAL		451			451		TOTAL DE MARCHANDISE
SUGAR, NES	OTHER	6,050			6,050	AUTRE	SUCRE, NDA
BOLTS, ROUND TIMBER	GER	1,532	3,329		4,861	ALL	BILLOTS, BOIS ROUNDS
	NDRW	3,183	3,295		6,478	NDRV	
COMMODITY TOTAL		4,715	6,624		11,339		TOTAL DE MARCHANDISE
MISC. END PRODUCTS NES	LIBER	951			951	LIBER	PRDUIITS FINIS DIV. NDA
	CTHER	366	35		401	AUTRE	
COMMODITY TOTAL		1,317	35		1,352		TOTAL DE MARCHANDISE
COUNTRY/REGION TOTAL		12,533*	6,659*	*	19,192*		TOTAL DE PAYS/REGION
SAUDI ARABIA							ARABIE SAOUDIT
WHEAT	NORW			2,113	2,113	NORV	BLE
	CTHER	2,310			2,310	AUTRE	
COMMODITY TOTAL		2,310		2,113	4,423		TOTAL DE MARCHANDISE
WHEAT FLOUR	U K	1,300			1,300	R U	FARINE DE BLE
	GER	1,375			1,375	ALL	
	GREEK	650			650	GRECC	
	CTHER	1,200			1,200	AUTRE	
COMMODITY TOTAL		4,525			4,525		TOTAL DE MARCHANDISE
FRUIT JUICES	NORW			34	34	NORV	JUS DE FRUIT
VEGETABLES, DRIED	GREEK	76			76	GRECC	LEGUMES, SECS
	NORW			2	2	NORV	
COMMODITY TOTAL		76		2	78		TOTAL DE MARCHANDISE
MISC. FOOD PREP. NES	GREEK	5			5	GRECC	DIV. PREP. ALIM. NDA
SEEDS FOR SOWING NES	NORW			500	500	NORV	GRAINES DE SEMENCE NDA
TITANIUM ORE	NORW	69,440			69,440	NORV	MINERAL DE TITANE
ASBESTOS	GREEK	1,359			1,359	GRECC	AMIANTE
	NORW	2			2	NORV	
	CTHER	306			306	AUTRE	
COMMODITY TOTAL		1,667			1,667		TOTAL DE MARCHANDISE
WASTE AND SCRAP NES	GREEK	100			100	GRECC	DECHETS ET REBUTS NDA
LUMBER AND TIMBER	DENMK			1,050	1,050	DANMK	BOIS D'OEUVRE ET CHARP.
	GREEK			1,667	1,667	GRECC	
COMMODITY TOTAL				2,717	2,717		TOTAL DE MARCHANDISE
WOOD FAB. MATERIALS	GER	3			3	ALL	DEMI-PRODUITS EN BOIS
NEWSPRINT PAPER	CTHER	550			550	AUTRE	PAPIER JOURNAL
PAPER NES	GREEK			535	539	GRECC	PAPIER NDA
	LIBER	14			14	LIBER	
COMMODITY TOTAL		14		539	553		TOTAL DE MARCHANDISE
PAPERBOARD	LIBER			1,146	1,146	LIBER	CARTON
	PANAM			1,044	1,044	PANAM	
COMMODITY TOTAL				2,190	2,190		TOTAL DE MARCHANDISE
PLASTIC MATERIALS	GREEK	6			6	GRECC	MATIERES PLASTIQUES
PLATE & SHEET STEEL	GREEK	1			1	GRECC	TOLES, FEUILLES DACIER
METAL FAB. BASIC PROD.	GREEK	137	3		140	GRECC	OUVR. DE BASE EN METAL
BRICKS, TILES NES	GREEK	163			163	GRECC	BRIQUES, TUILES NDA
ASBESTOS BASIC PROD.	GREEK	615			615	GRECC	OUVR. DE BASE AMIANTE
MISC. FABRICATED PROD.	GREEK	16			16	GRECC	OUVRAGES DIVERS

TABLE 1. CARGOES LOADED AT CANADIAN PORTS FOR FOREIGN COUNTRIES IN 1975.

TABLEAU 1. MARCHANDISES CHARGÉES DANS LES PORTS CANADIENS À DESTINATION DE PAYS ÉTRANGERS EN 1975.							
COUNTRY OF DESTINATION AND KIND OF CARGO	REGISTRY OF VESSEL	ATLANTIC ATLANTIQUE	GREAT LAKES GRANDS LACS	PACIFIC PACIFIQUE	TOTAL TOTAL	IMMATIC. DU NAVIRE	PAYS DE DESTINATION ET MARCHANDISE
SAUDI ARABIA CCNT.							ARABIE SAOUDITE SUITE
MACHINERY NES	GREEK OTHER	149			149	GRECQ AUTRE	MACHINES NDA
COMMODITY TOTAL		149	80		229		TOTAL DE MARCHANDISE
PASS. AUTOS AND CHASSIS	OTHER	6	80		6	AUTRE	VOITURES PART., CHASSIS
MOTOR VEHICLE ENGINES	GREEK OTHER	2			2	GRECQ AUTRE	MOTEURS DE VEH. AUTOM.
COMMODITY TOTAL		2	1		3		TOTAL DE MARCHANDISE
ROAD MOTOR VEH. NES	U K	5,173			5,173	R U	VEH. AUTOM. ROUTIERS NDA
EQUIPMENT MISC.	U K GER GREEK NORW	22 15 113 45	17		22 15 130 45	R U ALL GRECC NORV	MATERIEL DIVERS
COMMODITY TOTAL		195	17		212		TOTAL DE MARCHANDISE
PERSONAL, HOUSEHOLD GOODS	GREEK NORW LIBER OTHER	2 6 1		1	2 6 1	GRECQ NORV LIBER AUTRE	ART. PERS. ET MENAGERS
COMMODITY TOTAL		9		1	10		TOTAL DE MARCHANDISE
MISC. END PRODUCTS NES	U K GREEK OTHER	1,948 14,994 1			1,948 14,994 1	R U GRECC AUTRE	PRODUITS FINIS DIV. NDA
COMMODITY TOTAL		16,943			16,943		TOTAL DE MARCHANDISE
GENERAL CARGO	GREEK NORW	207			207	GRECQ NORV	MARCHANDISES DIVERSES
COMMODITY TOTAL		207		2	209		TOTAL DE MARCHANDISE
COUNTRY/REGION TOTAL		102,312*	101*	8,098*	110,511*		TOTAL DE PAYS/REGION
SOMALIA							SOMALIE
FISH, CANNED	GREEK LIBER	5 385			5 385	GRECQ LIBER	POISSON EN BOITES
DAIRY PROD., EGGS, HONEY	LIBER	5,550			5,550	LIBER	PROD. LAIT., OEUF, MIEL
WHEAT	GREEK	2,487			2,487	GRECQ	BLE
WHEAT FLOUR	GREEK	1			1	GRECQ	FARINE DE BLE
MACHINERY NES	GREEK	2			2	GRECQ	MACHINES NDA
CONTAINERS, CLOSURES	LIBER					LIBER	CONTENEURS, FERMETURES
COUNTRY/REGION TOTAL		8,430*	*	*	8,430*		TOTAL DE PAYS/REGION
SUDAN							SOU DAN
FISH, CANNED	GREEK OTHER	419 135			419 135	GRECQ AUTRE	POISSON EN BOITES
MILK POWDER	GREEK	921			921	GRECQ	LAIT EN POU DRE
VEGETABLES, DRIED	GREEK	543			543	GRECQ	LEGUMES, SECS
NEWSPRINT PAPER	GREEK	1			1	GRECQ	PAPIER JOURNAL
CEMENT	GREEK OTHER	1,005 557	557		1,005 557	GRECQ AUTRE	CIMENT
MACHINERY NES	OTHER	1,005	557		1,562	AUTRE	MACHINES NDA
COMMODITY TOTAL		1,005	557		1,562		TOTAL DE MARCHANDISE
MOTOR VEHICLE ENGINES	OTHER		23		23	AUTRE	MOTEURS DE VEH. AUTOM.
EQUIPMENT MISC.	OTHER		350		350	AUTRE	MATERIEL DIVERS
COUNTRY/REGION TOTAL		3,024*	930*	*	3,954*		TOTAL DE PAYS/REGION
SYRIA							SYRIE
COTTON, TEXTILE WASTE	OTHER	70			70	AUTRE	DECHETS DE COTON, TEXT.
NEWSPRINT JOURNAL	OTHER	838			838	AUTRE	PAPIER JOURNAL
PAPERBOARD	OTHER	128			128	AUTRE	CARTON
PLASTIC MATERIALS	OTHER	35			35	AUTRE	MATIERES PLASTIQUES
EQUIPMENT MISC.	OTHER	4			4	AUTRE	MATERIEL DIVERS
COUNTRY/REGION TOTAL		1,075*	*	*	1,075*		TOTAL DE PAYS/REGION
TURKEY							TURQUIE
MILK POWDER	OTHER	346			346	AUTRE	LAIT EN POU DRE
RAW HIDES AND SKINS	OTHER	1,384			1,384	AUTRE	PEAUX ET CUIRS BRUT
ASBESTOS	OTHER	2,592			2,592	AUTRE	AMIANTE
CRUDE NON-MET. MIN. NES	OTHER	22			22	AUTRE	MIN. NON-MET. BRUTS NDA
PULP	OTHER	5,953			5,953	AUTRE	PATE
PAPER NES	U S A	5			5	E-U	PAPIER NDA
PAPERBOARD	OTHER	47			47	AUTRE	CARTON
OILS, FATS, WAXES NES	OTHER	1			1	AUTRE	HUIL. MAT. GRAS. CIRE NDA
METALLIC SALTS	OTHER	9			9	AUTRE	SELS METALLIQUES
INORGANIC CHEMS. NES	OTHER	7			7	AUTRE	PROD. CHIM. INORG. NDA
ORGANIC CHEMICALS NES	OTHER	6			6	AUTRE	PROD. CHIM. ORGAN. NDA
COAL TAR, PITCH	U S A	149			149	E-U	GOUDRON, BRAI DE BOUIL.
PTG IRON	OTHER	1,120			1,120	AUTRE	FER EN GUEUSE
PLATE & SHEET STEEL	OTHER	2			2	AUTRE	TOLES, FEUILLES D'ACIER
PIPES, TUBES: IRON, STEEL	U S A OTHER	434 9			434 9	E-U AUTRE	TUYAUX, TUBES: FER, ACIER
COMMODITY TOTAL		443			443		TOTAL DE MARCHANDISE
ALUMINUM	U S A OTHER	284 16,893			284 16,893	E-U AUTRE	ALUMINIUM
COMMODITY TOTAL		17,177			17,177		TOTAL DE MARCHANDISE

TABLE 1. CARGOES LOADED AT CANADIAN PORTS FOR FOREIGN COUNTRIES IN 1975.

TABLEAU 1. MARCHANDISES CHARGÉES DANS LES PORTS CANADIENS A DESTINATION DE PAYS ÉTRANGERS EN 1975.

COUNTRY OF DESTINATION AND KIND OF CARGO	REGISTRY OF VESSEL	ATLANTIC ATLANTIQUE	GREAT LAKES GRANDS LACS	PACIFIC PACIFIQUE	TOTAL TOTAL	INMATIC. DU NAVIRE	PAYS DE DESTINATION ET MARCHANDISE
TURKEY CONT.							TURQUIE SUITE
COPPER AND ALLYS	OTHER	2			2	AUTRE	CUIVRE ET ALLIAGES
LEAD AND ALLOYS	CTHER	9			9	AUTRE	PLOMB ET ALLIAGES
METAL FAB. BASIC PROD.	U S A	16			16	E-U	OUVR. DE BASE EN METAL
	CTHER	820			820	AUTRE	
COMMODITY TOTAL		836			836		TOTAL DE MARCHANDISE
BRICKS, TILES NES	CTHER	729			729	AUTRE	BRIQUES, TUILES NDA
MISC. FABRICATED PROD.	CTHER	5			5	AUTRE	OUVRAGES DIVERS
TRACTORS	CTHER	6			6	AUTRE	TRACTEURS
MACHINERY NES	U S A	88			88	E-U	MACHINES NDA
	CTHER	893	270		1,163	AUTRE	
COMMODITY TOTAL		981	270		1,251		TOTAL DE MARCHANDISE
PASS. AUTOS AND CHASSIS	CTHER	1			1	AUTRE	VOITURES PART., CHASSIS
TRUCKS AND CHASSIS	CTHER	3			3	AUTRE	CAMIONS ET CHASSIS
MOTOR VEHICLE ENGINES	U S A	10			10	E-U	MOTEURS DE VEH. AUTOM.
	CTHER	64			64	AUTRE	
COMMODITY TOTAL		74			74		TOTAL DE MARCHANDISE
EQUIPMENT MISC.	U S A	24			24	E-U	MATERIEL DIVERS
	CTHER	140			140	AUTRE	
COMMODITY TOTAL		164			164		TOTAL DE MARCHANDISE
PERSONAL, HSEHOLD GOODS	CTHER	56	5		61	AUTRE	ART. PERS. ET MENAGERS
MISC. END PRODUCTS NES	U S A	7			7	E-U	PRODUITS FINIS DIV. NDA
	CTHER	9			9	AUTRE	
COMMODITY TOTAL		16			16		TOTAL DE MARCHANDISE
GENERAL CARGO	OTHER	30			30	AUTRE	MARCHANDISES DIVERSES
CONTAINERIZED FREIGHT	GER	1,742			1,742	ALL	FRET CONTENEURISE
	LIBER	1,607			1,607	LIBER	
	CTHER	1,335			1,335	AUTRE	
COMMODITY TOTAL		4,684			4,684		TOTAL DE MARCHANDISE
COUNTRY/REGION TOTAL		36,859*	275*	*	37,134*		TOTAL DE PAYS/REGION
U.A.R. - EGYPT							R.A.U. - EGYPT
FISH, CANNED	DENMK	60			60	DANMK	POISSON EN BOITES
BARLEY	GREEK	29,137			29,137	GRECQ	ORGE
WHEAT	ITALY	32,779			32,779	ITAL	BLE
	CTHER	49,772			49,772	AUTRE	
COMMODITY TOTAL		82,551			82,551		TOTAL DE MARCHANDISE
WHEAT FLOUR	GREEK	97			97	GRECQ	FARINE DE BLE
POTATOES	GREEK	6			6	GRECQ	POMMES DE TERRE
VEGETABLE PREP. NES	GREEK		3		3	GRECQ	PREP. DE LEGUMES NDA
MISC. FOOD PREP. NES	GREEK	2			2	GRECQ	OTV. PREP. ALIM. NDA
ASBESTOS	GREEK	201			201	GRECQ	AMIANTE
LUMBER AND TIMBER	U K	3,000			3,000	R U	BOIS D'OEUVRE ET CHAPP.
PULP	GREEK	1,170			1,170	GRECQ	PATE
	LIBER	406			406	LIBER	
	CTHER	1,182			1,182	AUTRE	
COMMODITY TOTAL		2,758			2,758		TOTAL DE MARCHANDISE
NEWSPRINT PAPER	GREEK	3,300			3,300	GRECQ	PAPIER JOURNAL
	ITALY	3,743			3,743	ITAL	
	LIBER	11,244			11,244	LIBER	
	OTHER	5,461			5,461	AUTRE	
COMMODITY TOTAL		23,748			23,748		TOTAL DE MARCHANDISE
PAPER NES	ITALY	4			4	ITAL	PAPIER NDA
METALLIC SALTS	GREEK	1,129			1,129	GRECQ	SELS METALLIQUES
ALUMINUM	OTHER	1,213			1,213	AUTRE	ALUMINIUM
LEAD AND ALLOYS	GREEK			3,328	3,328	GRECQ	PLOMB ET ALLIAGES
PASS. AUTOS AND CHASSIS	GREEK	3			3	GRECQ	VOITURES PART., CHASSIS
EQUIPMENT MISC.	GREEK	28	5		33	GRECQ	MATERIEL DIVERS
	NORW				2	NORV	
COMMODITY TOTAL		28	5	2	35		TOTAL DE MARCHANDISE
PERSONAL, HSEHOLD GOODS	GREEK	4			4	GRECQ	ART. PERS. ET MENAGERS
	ITALY	1			1	ITAL	
	LIBER	3			3	LIBER	
COMMODITY TOTAL		8			8		TOTAL DE MARCHANDISE
MISC. END PRODUCTS NES	LIBER	60			60	LIBER	PRODUITS FINIS DIV. NDA
GENERAL CARGO	GREEK	104			104	GRECQ	MARCHANDISES DIVERSES
COUNTRY/REGION TOTAL		144,109*	8*	3,330*	147,447*		TOTAL DE PAYS/REGION
GHANA							GHANA
MILK POWDER	DENMK	6			6	DANMK	LAIT EN POUDDRE
WHEAT	U K	8,488			8,488	R U	BLE
	GREEK		4,116		4,116	GRECQ	
	LIBER	19,634	7,664		27,298	LIBER	
	CTHER	16,718			16,718	AUTRE	
COMMODITY TOTAL		44,840	11,780		56,620		TOTAL DE MARCHANDISE
LOGS	U K	28			28	R U	BILLES
LEATHER	GREEK	1			1	GRECQ	CUIR
PAPERBOARD	CTHER		5		5	AUTRE	CARTON
BLDG. PAPER AND BOARD	DENMK	2			2	DANMK	PLAQ. CONSTR., PAP/CART.
	OTHER	269			269	AUTRE	
COMMODITY TOTAL		271			271		TOTAL DE MARCHANDISE
BARNS AND RODS, STEEL	CTHER	2			2	AUTRE	BARRES ET TIGES ACIER
PLATE & SHEET STEEL	U K	1,384			1,384	R U	TOLES, FEUILLES ACIER

TABLE 1. CARGOES LOADED AT CANADIAN PORTS FOR FOREIGN COUNTRIES IN 1975.

TABLEAU 1. MARCHANDISES CHARGÉES DANS LES PORTS CANADIENS A DESTINATION DE PAYS ÉTRANGERS EN 1975.

COUNTRY OF DESTINATION AND KIND OF CARGO	REGISTRY OF VESSEL	ATLANTIC ATLANTIQUE	GREAT LAKES GRANDS LACS	PACIFIC PACIFIQUE	TOTAL TOTAL	IMMATIC. DU NAVIRE	PAYS DE DESTINATION ET MARCHANDISE
GHANA	CCNT.						GHANA SUITE
OTHER		793	2,993		3,786	AUTRE	
COMMODITY TOTAL		2,177	2,993		5,170		TOTAL DE MARCHANDISE
PIPES, TUBES: IRON, STEEL	DENMK	25			25	DANMK	TUYAUX, TUBES: FER, ACIER
METAL FAB. BASIC PROD.	CTHER	182			182	AUTRE	OUVR. DE BASE EN METAL
MACHINERY NES	U K	197			197	R U	MACHINES NDA
	DENMK	5,035			5,035	DANMK	
	LIBER	550			550	LIBER	
	CTHER	67	1		68	AUTRE	
COMMODITY TOTAL		5,849	1		5,850		TOTAL DE MARCHANDISE
PASS. AUTOS AND CHASSIS	GREEK	3			3	GRECO	VOITURES PART., CHASSIS
	U S A		2		2	E-U	
	CTHER	9	4		13	AUTRE	
COMMODITY TOTAL		12	6		18		TOTAL DE MARCHANDISE
TRUCKS AND CHASSIS	CTHER	50			50	AUTRE	CAMIONS ET CHASSIS
MOTOR VEHICLE ENGINES	U K	32			32	R U	MOTEURS DE VEH. AUTOM.
	OTHER		2		2	AUTRE	
COMMODITY TOTAL		32	2		34		TOTAL DE MARCHANDISE
ROAD MOTOR VEH. NES	U K	2			2	R U	VEH. AUTOM. ROUTIERS NDA
EQUIPMENT MISC.	U K	86			86	R U	MATERIEL DIVERS
	DENMK	85			85	DANMK	
	GREEK	6			6	GRECO	
	CTHER	28	1		29	AUTRE	
COMMODITY TOTAL		205	1		206		TOTAL DE MARCHANDISE
PERSONAL, HOUSEHOLD GOODS	U K	10			10	R U	ART. PERS. ET MENAGERS
	DENMK	3			3	DANMK	
	CTHER	49	63		112	AUTRE	
COMMODITY TOTAL		62	63		125		TOTAL DE MARCHANDISE
MISC. END PRODUCTS NES	U K	25			25	R U	PRODUITS FINIS DIV. NDA
	DENMK	3			3	DANMK	
	CTHER	1			1	AUTRE	
COMMODITY TOTAL		29			29		TOTAL DE MARCHANDISE
GENERAL CARGO	CTHER	5			5	AUTRE	MARCHANDISES DIVERSES
COUNTRY/REGION TOTAL		53,778*	14,851*	*	68,629*		TOTAL DE PAYS/REGION
KENYA							KENYA
MILK POWDER	U K	285			285	R U	LAIT EN POUORE
APPLES	NORW	46			46	NORV	POMMES
SUGAR, NES	NORW	555			555	NORV	SUCRE, NDA
MISC. FOOD PREP. NES	NORW	555			555	NORV	DIV. PREP. ALIM. NDA
WOOL AND ANIMAL HAIR	NORW		101		101	NORV	LAIN, POILS DANIMAL
TEXTILE FIBRES NES	NORW	25	84		109	NORV	FIBRES TEXTILES NDA
ASBESTOS	U K	14			14	R U	AMIANTE
	OTHER	121			121	AUTRE	
COMMODITY TOTAL		135			135		TOTAL DE MARCHANDISE
COTTON, TEXTILE WASTE	NORW		151		151	NORV	DECHETS DE COTON, TEXT.
WASTE AND SCRAP NES	NORW		37		37	NORV	DECHETS ET REBUTS NDA
SAWMILL PRODUCTS NES	NORW	12			12	NORV	SCIAGES NDA
WOOD FAB. MATERIALS	NORW	10			10	NORV	DEMI-PRODUITS EN BOIS
BLDG. PAPER AND BOARD	NORW	38			38	NORV	PLAQ. CONSTR., PAP/CART.
TEXTILE FAB. MTL NES	NORW	32			32	NORV	OUVR. EN MAT. TEXT. NDA
ANIMAL OILS, EXC. MARINE	NORW		847		847	NORV	HUIL. ANIM. SAUF AN. MAR.
FERTILIZERS NES	NORW		15		15	NORV	ENGRAIS CHIMIQUE NDA
PLASTIC MATERIALS	NORW	17			17	NORV	MATIERES PLASTIQUES
CASTINGS, FORGINGS	U K	60			60	R U	MOL. PIECES FORGEES
	NORW	62			62	NORV	
COMMODITY TOTAL		122			122		TOTAL DE MARCHANDISE
BARNS AND RODS, STEEL	U K	66			66	R U	BARRES ET TIGES ACIER
PLATE & SHEET STEEL	U K		199		199	R U	TOLES, FEUILLES D'ACIER
	NORW		178		178	NORV	
COMMODITY TOTAL			377		377		TOTAL DE MARCHANDISE
STRUCTURAL SHAPES	NORW	8	173		181	NORV	PROFILES DE CONSTRUCT.
PIPES, TUBES: IRON, STEEL	NORW	280	74		354	NORV	TUYAUX, TUBES: FER, ACIER
METAL FAB. BASIC PROD.	NETH			1	1	P. BAS	OUVR. DE BASE EN METAL
	NORW	4	32		36	NORV	
	CTHER		50		50	AUTRE	
COMMODITY TOTAL		4	82	1	87		TOTAL DE MARCHANDISE
NON-MET. MIN. BASIC PROD	NORW		34		34	NORV	PROD. MIN. NON-MET. BASE
	CTHER	4			4	AUTRE	
COMMODITY TOTAL		4	34		38		TOTAL DE MARCHANDISE
TRACTORS	U K	14			14	R U	TRACTEURS
MACHINERY NES	U K	97			97	R U	MACHINES NDA
	GREEK	142			142	GRECO	
	NETH			1	1	P. BAS	
	NORW	1,114	74		1,188	NORV	
	CTHER	293			293	AUTRE	
COMMODITY TOTAL		1,646	74	1	1,721		TOTAL DE MARCHANDISE
RAILWAY ROLLING STOCK	NORW	3			3	NORV	MAT. ROUL. DE CH. DE FER
PASS. AUTOS AND CHASSIS	NORW	2			2	NORV	VOITURES PART., CHASSIS
TRUCKS AND CHASSIS	U K	150			150	R U	CAMIONS ET CHASSIS
	OTHER	373			373	AUTRE	
COMMODITY TOTAL		523			523		TOTAL DE MARCHANDISE
MOTOR VEHICLE ENGINES	GREEK	5			5	GRECO	MOTEURS DE VEH. AUTOM.
EQUIPMENT MISC.	U K	3			3	R U	MATERIEL DIVERS
	NORW	33			33	NORV	

TABLE 1. CARGOES LOADED AT CANADIAN PORTS FOR FOREIGN COUNTRIES IN 1975.

TABLEAU 1. MARCHANDISES CHARGÉES DANS LES PORTS CANADIENS A DESTINATION DE PAYS ÉTRANGERS EN 1975.

COUNTRY OF DESTINATION AND KIND OF CARGO	REGISTRY OF VESSEL	ATLANTIC ATLANTIQUE	GREAT LAKES GRANDS LACS	PACIFIC PACIFIQUE	TOTAL TOTAL	IMMATIC. DU NAVIRE	PAYS DE DESTINATION ET MARCHANDISE
KENYA							KENYA
COMMODITY TOTAL		36			36		SUITE TOTAL DE MARCHANDISE
PERSONAL, HOUSEHOLD GOODS	NETH NORW CTHER			4	4	P. BAS NDRV AUTRE	ART. PERS. ET MENAGERS
COMMODITY TOTAL		386	5		391		
MISC. END PRODUCTS NES	NETH NORW	6	5	4	6	P. BAS NDRV	TOTAL DE MARCHANDISE PRODUITS FINIS DIV. NDA
COMMODITY TOTAL		392		4	401		
GENERAL CARGO	U K NORW	4	1	14	14	R U NOPV	TOTAL DE MARCHANDISE MARCHANDISES DIVERSES
COMMODITY TOTAL		4	192	14	18		
		831	193		1,024		TOTAL DE MARCHANDISE
COUNTRY/REGION TOTAL		5,650*	2,247*	20*	7,917*		TOTAL DE PAYS/REGION
MAURITIUS-DEP.							MAURICE ET DEP.
WOOD FAB. MATERIALS	NORW	3			3	NORV	DEMI-PRODUITS EN BOIS
PULP	NORW	1			1	NORV	PATE
NEWSPRINT PAPER	GER	25			25	ALL	PAPIER JOURNAL
PAPER NES	NORW	36			36	NDRV	PAPIER NDA
PAPERBOARD	NORW	1			1	NORV	CARTON
COUNTRY/REGION TOTAL		66*	*	*	66*		TOTAL DE PAYS/REGION
NIGERIA							NIGERIA
FISH, CANNED	CTHER	28			28	AUTRE	POISSON EN BOITES
MILK POWDER	CTHER	28			28	AUTRE	LAIT EN POUFRE
DAIRY PROD. EGGS, HONEY	CTHER	23			23	AUTRE	PROD. LAIT., OEUFS, MIEL
WHEAT	CTHER	4,409			4,409	AUTRE	BLE
WHEAT FLOUR	OTHER	56			56	AUTRE	FARINE DE BLE
SUGAR, NES	U K	556			556	R U	SUCRE, NDA
	DENMK	555			555	DANMK	
COMMODITY TOTAL	CTHER	1,112			1,112	AUTRE	TOTAL DE MARCHANDISE
SPICES	U K	4			4	R U	EPICES
MISC. FOOD PREP. NES	DENMK	56			56	DANMK	DIV. PREP. ALIM. NDA
PULP	GER	270			270	ALL	PATE
PAPER NES	DENMK	2,782			2,782	DANMK	PAPIER NDA
	GER	2,192			2,192	ALL	
COMMODITY TOTAL		4,974			4,974		TOTAL DE MARCHANDISE
ANIMAL OILS, EXC. MARINE	U K	655			655	R U	HUIL. ANIM. SAUF AN. MAR.
INORGANIC CHEMS. NES	U K	40			40	R U	PROD. CHIM. INORG. NDA
	CTHER	1			1	AUTRE	
COMMODITY TOTAL		41			41		TOTAL DE MARCHANDISE
ORGANIC CHEMICALS NES	DENMK	3			3	DANMK	PROD. CHIM. ORGAN. NDA
CHEM. SPECIALTIES NES	U K	28			28	R U	PROD. CHIM. SPECIAUX NDA
	CTHER	7			7	AUTRE	
COMMODITY TOTAL		35			35		TOTAL DE MARCHANDISE
ALUMINUM	DENMK	46			46	DANMK	ALUMINIUM
	CTHER	5,290			5,290	AUTRE	
COMMODITY TOTAL		5,336			5,336		TOTAL DE MARCHANDISE
COPPER AND ALLEYS	DENMK	83			83	DANMK	CUIVRE ET ALLIAGES
METAL FAB. BASIC PROD.	U K	30			30	R U	OUVR. DE BASE EN METAL
	DENMK	1			1	DANMK	
	CTHER	55			55	AUTRE	
COMMODITY TOTAL		86			86		TOTAL DE MARCHANDISE
CEMENT	CTHER	154			154	AUTRE	CIMENT
MACHINERY NES	U K	144			144	R U	MACHINES NDA
	DENMK	26			26	DANMK	
	OTHER	3			3	AUTRE	
COMMODITY TOTAL		173			173		TOTAL DE MARCHANDISE
PASS. AUTOS AND CHASSIS	U K	8			8	R U	VOITURES PART., CHASSIS
MOTOR VEHICLE ENGINES	U K	7			7	R U	MOTEURS DE VEH. AUTOM.
EQUIPMENT MISC.	U K	53			53	R U	MATERIEL DIVERS
	DENMK	130			130	DANMK	
	CTHER	2			2	AUTRE	
COMMODITY TOTAL		185			185		TOTAL DE MARCHANDISE
PERSONAL, HOUSEHOLD GOODS	U K	15			15	R U	ART. PERS. ET MENAGERS
	DENMK	9			9	DANMK	
	CTHER	5			5	AUTRE	
COMMODITY TOTAL		29			29		TOTAL DE MARCHANDISE
MISC. END PRODUCTS NES	U K	18			18	R U	PRODUITS FINIS DIV. NDA
	DENMK	868			868	DANMK	
GENERAL CARGO	DENMK	886			886		TOTAL DE MARCHANDISE MARCHANDISES DIVERSES
		4			4	DANMK	
COUNTRY/REGION TOTAL		19,756*	*	*	19,756*		TOTAL DE PAYS/REGION
SOUTH AFRICA							AFRIQUE DU SUD
FISH, FRESH OR FROZEN	NETH NORW CTHER	14	1	3	3	P. BAS NORV AUTRE	POISSON, FRAIS OU CONG.
COMMODITY TOTAL		2			2		
FISH, SALTED OR CURED	OTHER	16	1	3	20		TOTAL DE MARCHANDISE POISSON, SALE OU FUME
		1			1	AUTRE	

TABLE 1. CARGOES LOADED AT CANADIAN PORTS FOR FOREIGN COUNTRIES IN 1975.

TABLEAU 1. MARCHANDISES CHARGÉES DANS LES PORTS CANADIENS A DESTINATION DE PAYS ÉTRANGERS EN 1975.								
COUNTRY OF DESTINATION AND KIND OF CARGO	REGISTRY OF VESSEL	ATLANTIC ATLANTIQUE	GREAT LAKES GRANDS LACS	PACIFIC PACIFIQUE	TOTAL TOTAL	IMMATIC. DU NAVIRE	PAYS DE DESTINATION ET MARCHANDISE	
SOUTH AFRICA CCAT.							AFRIQUE DU SUD SUITE	
FISH, CANNED	NETH			621	621	P. BAS	POISSON EN BOITES	
MILK POWDER	U K	223			223	R U	LAIT EN POWDRE	
WHEAT FLOUR	NORW	319			319	R U	FARINE DE BLE	
MACARONI, CEREAL PROD.	DENMK	2			2	DANMK	PATES ALIM. PROD. CEREAL	
FRUITS, PREP. CANNED	NETH			112	112	P. BAS	FRUITS PREP. EN BOITE	
	NORW		119		119	NORV		
COMMODITY TOTAL			119	112	231		TOTAL DE MARCHANDISE	
POTATOES	CTHER	13			13	AUTRE	POMMES DE TERRE	
VEGETABLES, DRIED	U K		55		55	R U	LEGUMES, SECS	
	NORW	28			28	NORV		
	CTHER	5			5	AUTRE		
COMMODITY TOTAL		33	55		88		TOTAL DE MARCHANDISE	
SUGAR, NES	NORW	1			1	NORV	SUCRE, NDA	
SPICES	U K			3	3	R U	ÉPICES	
	U S A			2	2	E-U		
COMMODITY TOTAL			5		5		TOTAL DE MARCHANDISE	
SAUSAGE SKINS, CASINGS	GREEK	2			2	GRECQ	BOYAUX A SAUCISSES	
	NORW	22			22	NORV		
COMMODITY TOTAL		24			24		TOTAL DE MARCHANDISE	
MISC. FOOD PREP. NES	GREEK	25			25	GRECQ	DIV. PREP. ALIM. NDA	
	NORW	52	65		117	NORV		
COMMODITY TOTAL		77	65		142		TOTAL DE MARCHANDISE	
FEEDS, VEGETABLE ORIGIN	NORW	29			29	NORV	PROD. D'ORIGINE VÉGÉTALE	
DIST. ALCOHOLIC BEV.	NORW	5			5	NORV	BOISS. ALCOOL. DIST.	
TOBACCO NES	GREEK	2			2	GRECQ	TABACS NDA	
CRUDE ANIMAL PRGD. NES	GREEK	1			1	GRECQ	PR. BRUTS ORIG. ANIM. NDA	
SEEDS FOR SOWING NES	DENMK	3			3	DANMK	GRAINES DE SEMENCE NDA	
WOOL AND ANIMAL HAIR	NORW		6		6	NORV	LAINES, POILS D'ANIMAL	
TEXTILE FIBRES NES	U K		2		2	R U	FIBRES TEXTILES NDA	
	DENMK	2			2	DANMK		
	NORW		15		15	NORV		
COMMODITY TOTAL		2	17		19		TOTAL DE MARCHANDISE	
ZINC ORE AND CLAC. ORES AND CONC. NES	GREEK	24,516			24,516	GRECQ	MINÉRAI, CONC. DE ZINC	
NON-FERR. CLS. MET. SCRAP	NETH			99	99	P. BAS	MINÉRAIS ET CONC. NDA	
SLAG, PRODS., BY-PRODUCTS	NORW	60			60	NORV	DÉCHETS MÉTAL. NON FER.	
	GREEK	22,400			22,400	GRECQ	POUS. GUEUL. SCOR. PROD.	
	NORW	8,320	19		8,339	NORV		
	CTHER	11,120			11,120	AUTRE		
COMMODITY TOTAL		41,840	19		41,859		TOTAL DE MARCHANDISE	
ASBESTOS	U K	15			15	R U	AMIANTE	
	NORW	15			15	NORV		
COMMODITY TOTAL		30			30		TOTAL DE MARCHANDISE	
SULPHUR IN ORES	U K			27,954	27,954	R U	SOUFRE EN MINÉRAI	
	GER			16,794	16,794	ALL		
	LIBER			28,161	28,161	LIBER		
COMMODITY TOTAL				72,909	72,909		TOTAL DE MARCHANDISE	
CRUDE NON-MET. MIN. NES	U K	18	22		40	R U	MIN. NON-MÉT. BRUTS NDA	
	NORW	96			96	NORV		
COMMODITY TOTAL		114	22		136		TOTAL DE MARCHANDISE	
COTTON, TEXTILE WASTE	U K		34		34	R U	DÉCHETS DE COTON, TEXT.	
	GREEK	3			3	GRECQ		
	NORW	387	25		412	NORV		
COMMODITY TOTAL		390	59		449		TOTAL DE MARCHANDISE	
WASTE AND SCRAP NES	NORW	310			310	NORV	DÉCHETS ET REBUTS NDA	
LEATHER	U K	1			1	R U	CUIR	
	GREEK	2			2	GRECQ		
COMMODITY TOTAL		3			3		TOTAL DE MARCHANDISE	
RUBBER FAB. MATERIALS	NORW	8			8	NORV	DEMI-PROD. CAOUTCHOUC	
LUMBER AND TIMBER	U K		73		73	R U	BOIS D'ŒUVRE ET CHARP.	
	NETH				896	P. BAS		
	NORW	47	10		1,060	NORV		
	CTHER				5,030	AUTRE		
COMMODITY TOTAL		47	83		6,986		TOTAL DE MARCHANDISE	
SHINGLES AND SHAKES	CTHER				17	AUTRE	BAROEUX, ÉARD, FACADE	
SAWMILL PRODUCTS NES	U K		16		16	R U	SCIAGES NDA	
	NORW	73			73	NORV		
COMMODITY TOTAL		73	16		89		TOTAL DE MARCHANDISE	
VENEER, PLYWOOD	U K	3	29		32	R U	PLACAGES, CONTRE-PLAQ.	
	NETH				38	P. BAS		
	NORW	125			123	NORV		
COMMODITY TOTAL		128	29		310		TOTAL DE MARCHANDISE	
WOOD FAB. MATERIALS	NORW	72			72	NORV	DEMI-PRODUITS EN BOIS	
PULP	U K	631			631	R U	PATE	
	DENMK	550			550	DANMK		
	GREEK	3,213			3,213	GRECQ		
	NETH			6,450	6,450	P. BAS		
	NORW	2,597			2,597	NORV		
	LIBER	1,814			1,814	LIBER		
	CTHER	710			1,266	AUTRE		
COMMODITY TOTAL		9,515		7,006	16,521		TOTAL DE MARCHANDISE	
NEWSPRINT PAPER	GREEK	228			228	GRECQ	PAPIER JOURNAL	
	NETH			105	105	P. BAS		
	NORW	6			6	NORV		
	LIBER	47			47	LIBER		
COMMODITY TOTAL		281		105	386		TOTAL DE MARCHANDISE	
PAPER NES	U K	165	447		612	R U	PAPIER NDA	

TABLE 1. CARGOES LOADED AT CANADIAN PORTS FOR FOREIGN COUNTRIES IN 1975.

TABLEAU 1. MARCHANDISES CHARGÉES DANS LES PORTS CANADIENS A DESTINATION DE PAYS ÉTRANGERS EN 1975.

COUNTRY OF DESTINATION AND KIND OF CARGO	REGISTRY OF VESSEL	ATLANTIC ATLANTIQUE	GREAT LAKES GRANDS LACS	PACIFIC PACIFIQUE	TOTAL TOTAL	IMMATIC. OU NAVIRE	PAYS DE DESTINATION ET MARCHANDISE
SOUTH AFRICA	CCENT.						AFRIQUE DU SUD SUITE
	DENMK	66			66	DANMK	
	GEP	70			70	ALL	
	GREEK	963			963	GRECC	
	NETH			42	42	P.BAS	
	NORW	1,025	45		1,070	NORV	
	CTHER	763			763	AUTRE	
COMMODITY TOTAL		3,052	492	42	3,586		TOTAL DE MARCHANDISE
PAPERBOARD	NETH			34	34	P.BAS	CARTON
	NORW	388			388	NORV	
	CTHER			540	540	AUTRE	
COMMODITY TOTAL		388		574	962		TOTAL DE MARCHANDISE
BLDG. PAPER AND BOARD	U K		1		1	R U	PLAQ. CONSTR., PAP/CART.
	NORW	1			1	NORV	
COMMODITY TOTAL		1	1		2		TOTAL DE MARCHANDISE
WET MACHINE BOARD	NORW	22	6		28	NORV	CARTON EN PATE PRESSE
JUTE WOVEN FABRICS	NETH			44	44	P.BAS	TISSUS DE JUTE
TEXTILE FAB. MTL NES	U K	19			19	R U	OUVR. EN MAT. TEXT. NDA
	DENMK	8			8	DANMK	
	GER	3			3	ALL	
	GREEK	2			2	GRECC	
	NORW	83			83	NORV	
	U S A	1			1	E-U	
COMMODITY TOTAL		116			116		TOTAL DE MARCHANDISE
OILS, FATS, WAXES NES	U K	97			97	R U	HUIL. MAT. GRAS. CIRE NDA
	NETH			14	14	P.BAS	
	NORW	10			10	NORV	
COMMODITY TOTAL		107		14	121		TOTAL DE MARCHANDISE
METALLIC SALTS	U K	112			112	R U	SELS METALLIQUES
	NORW	568			568	NORV	
	U S A	561			561	E-U	
COMMODITY TOTAL		1,241			1,241		TOTAL DE MARCHANDISE
INORGANIC CHEMS. NES	U K	78	53		131	R U	PROD. CHIM. INORG. NDA
	GER	86			86	ALL	
	GREEK	86			86	GRECC	
	NORW	579	64		643	NORV	
	U S A	5			5	E-U	
	CTHER	86			86	AUTRE	
COMMODITY TOTAL		920	117		1,037		TOTAL DE MARCHANDISE
ORGANIC CHEMICALS NES	U K	3	1		4	R U	PROD. CHIM. ORGAN. NDA
	DENMK	1			1	DANMK	
	NORW	91	309		400	NORV	
	CTHER	9			9	AUTRE	
COMMODITY TOTAL		104	310		414		TOTAL DE MARCHANDISE
AGRICULTURAL CHEMICALS	U K	1			1	R U	PROD. CHIM. AGRICOLES
	NORW		62		62	NORV	
COMMODITY TOTAL		1	62		63		TOTAL DE MARCHANDISE
SYNTHETIC RUBBER	DENMK	3			3	DANMK	CAOUTCHOUC SYNTHETIQUE
	NORW	4			4	NORV	
COMMODITY TOTAL		7			7		TOTAL DE MARCHANDISE
PLASTIC MATERIALS	U K	24	313		337	R U	MATIERES PLASTIQUES
	DENMK	23			23	DANMK	
	GREEK	10			10	GRECC	
	NETH			119	119	P.BAS	
	NORW	178	154		332	NORV	
	CTHER	37			37	AUTRE	
COMMODITY TOTAL		272	467	119	858		TOTAL DE MARCHANDISE
CHEM. SPECIALTIES NES	U K	10	125		125	R U	PROD. CHIM. SPECIAUX NDA
	NORW	10	125		10	NORV	
COMMODITY TOTAL		10	125		135		TOTAL DE MARCHANDISE
LUBRICATING OIL, GREASE	GREEK	8			8	GRECC	HUILE, GRAISSE LUBRIF.
	NORW		81		81	NORV	
COMMODITY TOTAL		8	81		89		TOTAL DE MARCHANDISE
PETROL. COAL PRCD. NES	NORW	86			86	NORV	DERIVE PETR. CHARB. NDA
CASTINGS, FORGINGS	GER	1			1	ALL	MOUL. PIECES FORGEES
BAR. AND RODS, STEEL	GREEK	1			1	GRECC	BARRES ET TIGES ACIER
PLATE & SHEET STEEL	U K	171	154		325	R U	TOLES, FEUILLES DACIER
	GREEK	2			2	GRECC	
	NETH			5	5	P.BAS	
	NORW	1	246		247	NORV	
COMMODITY TOTAL		174	400	5	579		TOTAL DE MARCHANDISE
STRUCTURAL SHAPES	NORW	783			783	NORV	PROFILES DE CONSTRUCT.
PIPES, TUBES, IRGN, STEEL	U K	223			223	R U	TUYAUX, TUBES: FER, ACIER
	DENMK	16			16	DANMK	
	NETH			234	234	P.BAS	
	NORW	27	18		45	NORV	
	OTHER	7			7	AUTRE	
COMMODITY TOTAL		273	18	234	525		TOTAL DE MARCHANDISE
WIRE	U K	41	12		53	R U	FIL METALLIQUE
	NETH			166	166	P.BAS	
	NORW	19			19	NORV	
COMMODITY TOTAL		60	12	166	238		TOTAL DE MARCHANDISE
ALUMINIUM	U K	884	67		951	R U	ALUMINIUM
	NORW	9			9	NORV	
	U S A	33			33	E-U	
COMMODITY TOTAL		926	67		993		TOTAL DE MARCHANDISE
COPPER AND ALLOYS	DENMK	8			8	DANMK	CUIVRE ET ALLIAGES

TABLE 1. CARGOES LOADED AT CANADIAN PORTS FOR FOREIGN COUNTRIES IN 1975.

COUNTRY OF DESTINATION AND KIND OF CARGO		REGISTRY OF VESSEL	ATLANTIC ATLANTIQUE	GREAT LAKES GRANDS LACS	PACIFIC PACIFIQUE	TOTAL TOTAL	IMMATIC. DU NAVIRE	PAYS DE DESTINATION ET MARCHANDISE	
SOUTH AFRICA	CCNT.	GER	2,740			2,740	ALL	AFRIQUE DU SUD	SUITE
		GREEK	56			56	GRECC		
		NORW	6	21		27	NORV		
		CTHER	8			8	AUTRE		
COMMODITY TOTAL			2,818	21		2,839		TOTAL DE MARCHANDISE	
NICKEL AND ALLYS		NETH			22	22	P.BAS	NICKEL ET ALLIAGES	
ZINC AND ALLOYS		NORW		45		45	NORV	ZINC ET ALLIAGES	
NON-FERROUS METALS NES		DENMK	529			529	DANMK	METAUX NON-FERREUX NDA	
COMMODITY TOTAL		NETH			42	42	P.BAS		
METAL FAB.BASIC PROD.			529		42	571		TOTAL DE MARCHANDISE	
		U K	18	82		100	R U	OUVR.DE BASE EN METAL	
		DENMK	10			10	DANMK		
		GER	32			32	ALL		
		GREEK	22			22	GRECC		
		NETH			25	25	P.BAS		
		NORW	230	29		259	NORV		
		U S A	19			19	E-U		
		CTHER	12			12	AUTRE		
COMMODITY TOTAL			343	111	25	479		TOTAL DE MARCHANDISE	
BRICKS, TILES NES		U K	320			320	R U	BRIQUES, TUILES NDA	
		GREEK	196			196	GRECC		
		NORW	241			241	NORV		
COMMODITY TOTAL			757			757		TOTAL DE MARCHANDISE	
GLASS BASIC PRODUCTS		U K	1,075	1,962		3,037	R U	OUVR.DE BASE EN VERRE	
		DENMK	28			28	DANMK		
		GER	25			25	ALL		
		GREEK	455			455	GRECC		
		NORW	317	1,514		1,831	NORV		
COMMODITY TOTAL			1,900	3,476		5,376		TOTAL DE MARCHANDISE	
NON-MET.MIN.BASIC PROD		DENMK	10			10	DANMK	PROD.MIN.NON-MET.BASE	
		NETH			1	1	P.BAS		
		NORW	8	56		64	NORV		
		CTHER	16			16	AUTRE		
COMMODITY TOTAL			34	56	1	91		TOTAL DE MARCHANDISE	
MISC.FABRICATED PROD.		NORW	410	9		419	NORV	OUVRAGES DIVERS	
		CTHER	20			20	AUTRE		
COMMODITY TOTAL			430	9		439		TOTAL DE MARCHANDISE	
TRACTORS		U K		275		275	R U	TRACTEURS	
		GER	109			109	ALL		
		NORW		19		19	NORV		
		U S A		4		4	E-U		
COMMODITY TOTAL			109	298		407		TOTAL DE MARCHANDISE	
MACHINERY NES		U K	155	799		954	R U	MACHINES NDA	
		DENMK	60			60	DANMK		
		GER	158			158	ALL		
		GREEK	152			152	GRECC		
		NETH			272	272	P.BAS		
		NORW	3,557	1,782		5,339	NORV		
		U S A	26	75		101	E-U		
		CTHER	285			285	AUTRE		
COMMODITY TOTAL			4,393	2,656	272	7,321		TOTAL DE MARCHANDISE	
PASS.AUTOS AND CHASSIS		U K	40	663		703	R U	VOITURES PART.,CHASSIS	
		DENMK	1,002			1,002	DANMK		
		GER	638			638	ALL		
		GREEK	1,344			1,344	GRECC		
		NORW	26			26	NORV		
		U S A	310			310	E-U		
		CTHER	2,844			2,844	AUTRE		
COMMODITY TOTAL			6,204	663		6,867		TOTAL DE MARCHANDISE	
TRUCKS AND CHASSIS		U K		85		85	R U	CAMIONS ET CHASSIS	
		NETH			147	147	P.BAS		
		NORW	137	245		382	NORV		
COMMODITY TOTAL			137	330	147	614		TOTAL DE MARCHANDISE	
MOTOR VEHICLE ENGINES		U K	1,419	2,118		3,537	R U	MOTEURS DE VEH.AUTOM.	
		GER	8			8	ALL		
		GREEK	22			22	GRECC		
		NETH			2	2	P.BAS		
		NORW	1,230	1,541		2,771	NORV		
		U S A	46	579		579	E-U		
		OTHER				46	AUTRE		
COMMODITY TOTAL			2,725	4,238	2	6,965		TOTAL DE MARCHANDISE	
SHIPS, AIRCRAFT, MIS.VEH		U K		2		2	R U	NAVIRES, AVIONS, VEH.DIV	
		NETH			1	1	P.BAS		
COMMODITY TOTAL				2	1	3		TOTAL DE MARCHANDISE	
RUBBER TIRES AND TUBES		U K	3	62		65	R U	PNEUS, CHAMBRES A AIR	
		NETH			2	2	P.BAS		
COMMODITY TOTAL			3	62	2	67		TOTAL DE MARCHANDISE	
EQUIPMENT MISC.		U K	17	346		363	R U	MATERIEL DIVERS	
		DENMK	22			22	DANMK		
		GER	61			61	ALL		
		GREEK	90			90	GRECC		
		NETH			43	43	P.BAS		
		NORW	5,377	985		6,362	NORV		
		OTHER	32			32	AUTRE		
COMMODITY TOTAL			5,599	1,331	43	6,973		TOTAL DE MARCHANDISE	
PERSONAL, HOUSEHOLD GOODS		U K	15	64		79	R U	ART.PERS.ET MENAGERS	

TABLE 1. CARGOES LOADED AT CANADIAN PORTS FOR FOREIGN COUNTRIES IN 1975.

TABLEAU 1. MARCHANDISES CHARGÉES DANS LES PORTS CANADIENS A DESTINATION DE PAYS ÉTRANGERS EN 1975.

COUNTRY OF DESTINATION AND KIND OF CARGO	REGISTRY OF VESSEL	ATLANTIC	GREAT LAKES	PACIFIC	TOTAL	IMMATIC. DU NAVIRE	PAYS DE DESTINATION ET MARCHANDISE	
		ATLANTIQUE	GRANDS LACS	PACIFIQUE	TOTAL			
SOUTH AFRICA	CONT.						AFRIQUE DU SUD	SUITE
	DENMK	3			3	DANMK		
	GER	10			10	ALL		
	GREEK	5			5	GRECC		
	NETH			101	101	P.BAS		
	NCRW	304	26		330	NORV		
	LIBER	438			438	LIBER		
	U S A	1			1	E-U		
	CTHER	15			15	AUTRE		
COMMODITY TOTAL		791	90	101	982		TOTAL DE MARCHANDISE	
FIREARMS, AMMUNITION	DENMK	3			3	DANMK	ARMES A FEU, MUNITIONS	
	NCRW	7			7	NORV		
COMMODITY TOTAL		10			10		TOTAL DE MARCHANDISE	
CONTAINERS, CLOSURES	U K		12		12	R U	CONTENEURS, FERMETURES	
	GREEK	4			4	GRECC		
	NCRW	58	37		95	NORV		
COMMODITY TOTAL		62	49		111		TOTAL DE MARCHANDISE	
MISC. END PRODUCTS NES	U K	125	1,454		1,579	R U	PRODUITS FINIS DIV.NDA	
	DENMK	60			60	DANMK		
	GER	6			6	ALL		
	GREEK	6			6	GRECC		
	NETH			7	7	P.BAS		
	NCRW	833	4		837	NORV		
	U S A	33			33	E-U		
COMMODITY TOTAL		1,063	1,458	7	2,528		TOTAL DE MARCHANDISE	
GENERAL CARGO	U K	4	337		341	R U	MARCHANDISES DIVERSES	
	GREEK	23			23	GRECC		
	NCRW	3,977	1,542		5,519	NORV		
COMMODITY TOTAL		4,004	1,879		5,883		TOTAL DE MARCHANDISE	
CONTAINERIZED FREIGHT	U K		638		638	R U	FRET CONTENEURESE	
	NCRW	359			359	NORV		
COMMODITY TOTAL		359	638		997		TOTAL DE MARCHANDISE	
COUNTRY/REGION TOTAL		118,961*	20,066*	89,882*	228,909*		TOTAL DE PAYS/REGION	
SIERRA LEONE							SIERRA LEONE	
WHEAT FLOUR	DENMK	7			7	DANMK	FARINE DE BLE	
	GREEK	24			24	GRECC		
	CTHER	10			10	AUTRE		
COMMODITY TOTAL		41			41		TOTAL DE MARCHANDISE	
MISC. FOOD PREP. NES	U K	1			1	R U	DIV. PREP. ALIM. NDA	
CONC. COMPLETE FEEDS	CTHER	3			3	AUTRE	CONC. PROV. COMPLETEES	
CHEM. SPECIALTIES NES	DENMK	1			1	DANMK	PROD. CHIM. SPECIAUX NDA	
RAILS & TRACK MATERIAL	CTHER	2,198			2,198	AUTRE	RAILS, MAT. VOIE FERREE	
PIPES, TUBES: IRON, STEEL	CTHER	638			638	AUTRE	TUYAUX, TUBES: FER, ACIER	
METAL FAB. BASIC PRDD.	CTHER	43			43	AUTRE	OUVR. DE BASE EN METAL	
TRACTORS	CTHER	13			13	AUTRE	TRACTEURS	
MACHINERY NES	CTHER	154			154	AUTRE	MACHINES NDA	
RAILWAY ROLLING STOCK	DENMK	3			3	DANMK	MAT. ROUL. DE CH. DE FER	
	CTHER	2			2	AUTRE		
COMMODITY TOTAL		5			5		TOTAL DE MARCHANDISE	
MOTDR VEHICLE ENGINES	U K	2			2	R U	MOTEURS DE VEH. AUTOM.	
	CTHER	4			4	AUTRE		
COMMODITY TOTAL		6			6		TOTAL DE MARCHANDISE	
EQUIPMENT MISC.	GREEK	49			49	GRECC	MATERIEL DIVERS	
	CTHER	2			2	AUTRE		
COMMODITY TOTAL		51			51		TOTAL DE MARCHANDISE	
PERSONAL, HOUSEHOLD GOODS	U K	30			30	R U	ART. PERS. ET MENAGERS	
	CTHER	10			10	AUTRE		
COMMODITY TOTAL		40			40		TOTAL DE MARCHANDISE	
CONTAINERS, CLOSURES	GREEK	48			48	GRECC	CONTENEURS, FERMETURES	
MISC. END PRODUCTS NES	U K	40			40	R U	PRODUITS FINIS DIV. NDA	
	OTHER	18			18	AUTRE		
COMMODITY TOTAL		58			58		TOTAL DE MARCHANDISE	
COUNTRY/REGION TOTAL		3,300*	*	*	3,300*		TOTAL DE PAYS/REGION	
TANZANIA							TANZANIE	
WHEAT	GREEK	21,003			21,003	GRECC	BLE	
	NORW	2,205			2,205	NORV		
	LIBER	16,128		25,149	41,277	LIBER		
COMMODITY TOTAL		39,336		25,149	64,485		TOTAL DE MARCHANDISE	
WHEAT FLOUR	CTHER	100			100	AUTRE	FARINE DE BLE	
MISC. FOOD PREP. NES	NORW	95			95	NORV	DIV. PREP. ALIM. NDA	
	U S A	10			10	E-U		
COMMODITY TOTAL		105			105		TOTAL DE MARCHANDISE	
WASTE AND SCRAP NES	NORW	316			316	NORV	DECHETS ET REBUTS NDA	
RUBBER FAB. MATERIALS	NORW	32			32	NORV	DEMI-PROD. CAOUTCHOUC	
	U S A	47			47	E-U		
COMMODITY TOTAL		79			79		TOTAL DE MARCHANDISE	
BLDG. PAPER AND BOARD	NORW	966			966	NORV	PLAQ. CONSTR., PAP/CART.	
TEXTILE FAB. MTL NES	NCRW	2			2	NORV	OUVR. EN MAT. TEXT. NDA	
INORGANIC CHEMS. NES	NETH			433	433	P.BAS	PROD. CHIM. INORG. NDA	
	NORW	20			20	NORV		
	CTHER	39			39	AUTRE		
COMMODITY TOTAL		59		433	492		TOTAL DE MARCHANDISE	

TABLE 1. CARGOES LOADED AT CANADIAN PORTS FOR FOREIGN COUNTRIES IN 1975.

TABLEAU 1. MARCHANDISES CHARGÉES DANS LES PORTS CANADIENS A DESTINATION DE PAYS ÉTRANGERS EN 1975.

COUNTRY OF DESTINATION AND KIND OF CARGO	REGISTRY OF VESSEL	ATLANTIC ATLANTIQUE	GREAT LAKES GRANDS LACS	PACIFIC PACIFIQUE	TOTAL TOTAL	IMMATIC. DU NAVIRE	PAYS DE DESTINATION ET MARCHANDISE
TANZANIA							TANZANIE
ORGANIC CHEMICALS NES	NORW	26			26	NORV	PROD. CHIM. ORGAN. NDA
PLASTIC MATERIALS	NORW	3			3	NORV	MATIERES PLASTIQUES
LUBRICATING OIL, GREASE	NORW	4			4	NORV	HUILE, GRAISSE LUBRIF.
STRUCTURAL SHAPES	NORW	158			158	NORV	PROFILES DE CONSTRUCT.
PIPES, TUBES: IRON, STEEL	NORW	300			300	NORV	TUYAUX, TUBES: FER, ACIER
METAL FAB. BASIC PROD.	NORW	19	2		21	NORV	OUVR. DE BASE EN METAL
CEMENT	NETH			30	30	P. BAS	CIMENT
TRACTORS	NORW	114			114	NORV	TRACTEURS
MACHINERY NES	NETH			10	10	P. BAS	MACHINES NDA
	NORW	1,494	18		1,512	NORV	
	OTHER	367			367	AUTRE	
COMMODITY TOTAL		1,861	18	10	1,889		TOTAL DE MARCHANDISE
RAILWAY ROLLING STOCK	NORW	1			1	NORV	MAT. ROUL. DE CH. DE FER
	LIBER	989			989	LIBER	
	CTHER	4			4	AUTRE	
COMMODITY TOTAL		994			994		TOTAL DE MARCHANDISE
PASS. AUTOS AND CHASSIS	NORW	3			3	NORV	VOITURES PART., CHASSIS
	CTHER	1			1	AUTRE	
COMMODITY TOTAL		4			4		TOTAL DE MARCHANDISE
TRUCKS AND CHASSIS	OTHER	305			305	AUTRE	CAMIONS ET CHASSIS
MOTOR VEHICLE ENGINES	NORW	2	19		21	NORV	MOTEURS DE VEH. AUTOM.
RUBBER TIRES AND TUBES	CTHER	2			2	AUTRE	PNEUS, CHAMBRES A AIR
EQUIPMENT MISC.	NORW	27	35		62	NORV	MATERIEL DIVERS
	CTHER	23	5		28	AUTRE	
COMMODITY TOTAL		50	40		90		TOTAL DE MARCHANDISE
PERSONAL, HOUSEHOLD GOODS	NETH			1	1	P. BAS	ART. PERS. ET MENAGERS
	NORW	49	3		52	NORV	
	CTHER	4			4	AUTRE	
COMMODITY TOTAL		53	3	1	57		TOTAL DE MARCHANDISE
CONTAINERS, CLOSURES	NORW	119			119	NORV	CONTENEURS, FERMETURES
MISC. END PRODUCTS NES	NETH			1	1	P. BAS	PRODUITS FINIS DIV. NDA
GENERAL CARGO	NORW	4	21		25	NORV	MARCHANDISES DIVERSES
COUNTRY/REGION TOTAL		44,981*	103*	25,624*	70,708*		TOTAL DE PAYS/REGION
ALGERIA							ALGERIE
BARLEY	NORW	2,660			2,660	NORV	ORGE
	LIBER	15,960			15,960	LIBER	
COMMODITY TOTAL		18,620			18,620		TOTAL DE MARCHANDISE
WHEAT	U K	5,125			5,125	R U	BLE
	GREEK	113,551			113,551	GRECC	
	ITALY	17,708			17,708	ITAL	
	NORW	38,976		24,780	63,756	NORV	
	LIBER	51,976		44,280	96,256	LIBER	
	PANAM	28,388			28,388	PANAM	
	OTHER	64,131		55,328	119,459	AUTRE	
COMMODITY TOTAL		319,855		124,388	444,243		TOTAL DE MARCHANDISE
ASBESTOS	CTHER	201			201	AUTRE	AMIANTE
LUMBER AND TIMBER	U K			15,853	15,853	R U	BOIS OEUVRE ET CHARP.
	ITALY			6,888	6,888	ITAL	
	NORW	113		17,947	18,060	NORV	
COMMODITY TOTAL		113		40,688	40,801		TOTAL DE MARCHANDISE
VENEER, PLYWOOD	NORW	75			75	NORV	PLACAGES, CONTRE-PLAQ.
PULP	GREEK	1,835			1,835	GRECC	PATE
	NORW			1,136	1,136	NORV	
COMMODITY TOTAL		1,835		1,136	2,971		TOTAL DE MARCHANDISE
TRACTORS	GREEK	789			789	GRECC	TRACTEURS
	CTHER	766			766	AUTRE	
COMMODITY TOTAL		1,555			1,555		TOTAL DE MARCHANDISE
MACHINERY NES	GREEK	260			260	GRECC	MACHINES NDA
	OTHER	2,512			2,512	AUTRE	
COMMODITY TOTAL		2,772			2,772		TOTAL DE MARCHANDISE
PASS. AUTOS AND CHASSIS	GREEK	2			2	GRECC	VOITURES PART., CHASSIS
ROAD MOTOR VEH. NES	NORW	100			100	NORV	VEH. AUTOM. ROUTIERS NDA
RUBBER TIRES AND TUBES	OTHER	68			68	AUTRE	PNEUS, CHAMBRES A AIR
PERSONAL, HOUSEHOLD GOODS	GREEK	2			2	GRECC	ART. PERS. ET MENAGERS
	OTHER	3			3	AUTRE	
COMMODITY TOTAL		5			5		TOTAL DE MARCHANDISE
MISC. END PRODUCTS NES	GREEK	7			7	GRECC	PRODUITS FINIS DIV. NDA
	CTHER	23			23	AUTRE	
COMMODITY TOTAL		30			30		TOTAL DE MARCHANDISE
GENERAL CARGO	NORW	10			10	NORV	MARCHANDISES DIVERSES
COUNTRY/REGION TOTAL		345,241*	*	166,212*	511,453*		TOTAL DE PAYS/REGION
ANGOLA							ANGOLA
MILK POWDER	CTHER	3			3	AUTRE	LAIT EN POUORE
DAIRY PROD. EGGS, ICNEY	CTHER	9			9	AUTRE	PROD. LAIT., OEUF, MIEL
WHEAT	U K	20,412			20,412	R U	BLE
NEWSPRINT PAPER	U K	949			949	R U	PAPIER JOURNAL
	DENMK	932			932	DANMK	
COMMODITY TOTAL		1,881			1,881		TOTAL DE MARCHANDISE
PAPER NES	DENMK	77			77	DANMK	PAPIER NDA
ZINC AND ALLOYS	CTHER	5			5	AUTRE	ZINC ET ALLIAGES

TABLE 1. CARGOES LOADED AT CANADIAN PORTS FOR FOREIGN COUNTRIES IN 1975.

TABLEAU 1. MARCHANDISES CHARGÉES DANS LES PORTS CANADIENS À DESTINATION DE PAYS ÉTRANGERS EN 1975.

COUNTRY OF DESTINATION AND KIND OF CARGO	REGISTRY OF VESSEL	ATLANTIC ATLANTIQUE	GREAT LAKES GRANDS LACS	PACIFIC PACIFIQUE	TOTAL TOTAL	IMMATIC. DU NAVIRE	PAYS DE DESTINATION ET MARCHANDISE
ANGOLA							
RAILWAY ROLLING STOCK	PANAM	791			791	PANAM	ANGOLA
EQUIPMENT MISC.	CTHER	2			2	AUTRE	SUITE
PERSONAL, HOUSEHOLD GOODS	DENMK	2			2	DANMK	MAT. ROUL. DE CH. DE FER
	CTHER	1			1	AUTRE	MATERIEL DIVERS
COMMODITY TOTAL		3			3		ART. PERS. ET MENAGERS
COUNTRY/REGION TOTAL		23,183*	*	*	23,183*		TOTAL DE MARCHANDISE
CAMEROUN							
DAIRY PROD. EGGS, HONEY	GREEK	7			7	GRECC	PROD. LAIT., ŒUFS, MIEL
COTTON, TEXTILE WASTE	GREEK	10			10	GRECC	DECHETS DE COTON, TEXT.
	CTHER	17			17	AUTRE	
COMMODITY TOTAL		27			27		TOTAL DE MARCHANDISE
PAPER NES	DENMK	661			661	DANMK	PAPIER NDA
	CTHER	4			4	AUTRE	
COMMODITY TOTAL		665			665		TOTAL DE MARCHANDISE
TEXTILE FAB. MTL NES	DENMK	1			1	DANMK	OUVR. EN MAT. TEXT. NDA
	CTHER	7			7	AUTRE	
COMMODITY TOTAL		8			8		TOTAL DE MARCHANDISE
STRUCTURAL SHAPES	LIBER	3,377			3,377	LIBER	PROFILES DE CONSTRUCT.
TRACTORS	CTHER	77			77	AUTRE	TRACTEURS
MACHINERY NES	U K	444			444	R U	MACHINES NDA
	DENMK	57			57	DANMK	
	CTHER	509			509	AUTRE	
COMMODITY TOTAL		1,010			1,010		TOTAL DE MARCHANDISE
PASS. AUTOS AND CHASSIS	DENMK	2			2	DANMK	VOITURES PART., CHASSIS
	GREEK	3			3	GRECC	
COMMODITY TOTAL		5			5		TOTAL DE MARCHANDISE
TRUCKS AND CHASSIS	GREEK	226			226	GRECC	CAMIONS ET CHASSIS
EQUIPMENT MISC.	U K	96			96	R U	MATERIEL DIVERS
	DENMK	4			4	DANMK	
	CTHER	3			3	AUTRE	
COMMODITY TOTAL		103			103		TOTAL DE MARCHANDISE
PERSONAL, HOUSEHOLD GOODS	U K	7			7	R U	ART. PERS. ET MENAGERS
	DENMK	13			13	DANMK	
	GREEK	14			14	GRECC	
	CTHER	20			20	AUTRE	
COMMODITY TOTAL		54			54		TOTAL DE MARCHANDISE
MISC. END PRODUCTS NES	U K	16			16	R U	PRODUITS FINIS DIV. NDA
	DENMK	1			1	DANMK	
	GREEK	10			10	GRECC	
	CTHER	6			6	AUTRE	
COMMODITY TOTAL		33			33		TOTAL DE MARCHANDISE
GENERAL CARGO	GREEK	9			9	GRECC	MARCHANDISES DIVERSES
	CTHER	4			4	AUTRE	
COMMODITY TOTAL		13			13		TOTAL DE MARCHANDISE
COUNTRY/REGION TOTAL		5,605*	*	*	5,605*		TOTAL DE PAYS/REGION
ZAIRE							
FISH, CANNED	U K	62			62	R U	POISSON EN BOITES
DAIRY PROD. EGGS, HONEY	U K	3			3	R U	PROD. LAIT., ŒUFS, MIEL
	NORW	26			26	NORV	
COMMODITY TOTAL		29			29		TOTAL DE MARCHANDISE
WHEAT FLOUR	NORW	101			101	NORV	FARINE DE BLE
MISC. FOOD PREP. NES	NORW	76			76	NORV	DIV. PREP. ALIM. NDA
TOBACCO NES	GREEK	88			88	GRECC	TABACS NDA
COTTON, TEXTILE WASTE	NORW	22			22	NORV	DECHETS DE COTON, TEXT.
WASTE AND SCRAP NES	NORW	216			216	NORV	DECHETS ET REBUTS NDA
WOOD FAB. MATERIALS	CTHER	72	72		72	AUTRE	DEMI-PRODUITS EN BOIS
TEXTILE FAB. MTL NES	NORW	104			104	NORV	OUVR. EN MAT. TEXT. NDA
FUEL OIL	ITALY	14,286			14,286	ITAL	MAZOUT
PRIMARY IRON, STEEL NES	CTHER	138	138		138	AUTRE	FER, ACIER PRIMAIR. NDA
METAL FAB. BASIC PROD.	DENMK	35			35	DANMK	OUVR. DE BASE EN METAL
	GREEK	21			21	GRECC	
COMMODITY TOTAL		56			56		TOTAL DE MARCHANDISE
MACHINERY NES	U K	236			236	R U	MACHINES NDA
	GREEK	10			10	GRECC	
	CTHER	49			49	AUTRE	
COMMODITY TOTAL		295			295		TOTAL DE MARCHANDISE
PASS. AUTOS AND CHASSIS	CTHER	2			2	AUTRE	VOITURES PART., CHASSIS
MOTOR VEHICLE ENGINES	DENMK	3			3	DANMK	MOTEURS DE VEH. AUTOM.
EQUIPMENT MISC.	DENMK	28			28	DANMK	MATERIEL DIVERS
	GREEK	39			39	GRECC	
	CTHER	13			13	AUTRE	
COMMODITY TOTAL		80			80		TOTAL DE MARCHANDISE
PERSONAL, HOUSEHOLD GOODS	U K	16			16	R U	ART. PERS. ET MENAGERS
	GREEK	1			1	GRECC	
	NORW	227			227	NORV	
	CTHER	14			14	AUTRE	
COMMODITY TOTAL		258			258		TOTAL DE MARCHANDISE
CONTAINERS, CLOSURES	CTHER	22			22	AUTRE	CONTENEURS, FERMETURES
MISC. END PRODUCTS NES	DENMK	53			53	DANMK	PRODUITS FINIS DIV. NDA
	GREEK	114			114	GRECC	

TABLE 1. CARGOES LOADED AT CANADIAN PORTS FOR FOREIGN COUNTRIES IN 1975.

TABLEAU 1. MARCHANDISES CHARGÉES DANS LES PORTS CANADIENS A DESTINATION DE PAYS ÉTRANGERS EN 1975.

COUNTRY OF DESTINATION AND KIND OF CARGO	REGISTRY OF VESSEL	ATLANTIC ATLANTIQUE	GREAT LAKES GRANDS LACS	PACIFIC PACIFIQUE	TOTAL TOTAL	IMMATIC. DU NAVIRE	PAYS DE DESTINATION ET MARCHANDISE
ZAIRE							ZAIRE
COMMODITY TOTAL	OTHER	6 173			6 173	AUTRE	TOTAL DE MARCHANDISE
COUNTRY/REGION TOTAL		15,873*	210*	*	16,083*		TOTAL DE PAYS/REGION
DAHOMY							DAHOMY
MILK POWDER	GREEK	110			110	GRECC	LAIT EN POUDRE
DAIRY PROD. EGGS, HONEY	U K	12			12	R U	PRD. LAIT., OEUFs, MIEL
WHEAT FLOUR	GREEK	4,895			4,895	GRECC	FARINE DE BLE
	OTHER	536			536	AUTRE	
COMMODITY TOTAL		5,431			5,431		TOTAL DE MARCHANDISE
SUGAR, NES	SWEDN	1,380			1,380	SUEDE	SUCRE, NOA
	OTHER	67			67	AUTRE	
COMMODITY TOTAL		1,447			1,447		TOTAL DE MARCHANDISE
ASBESTOS	OTHER	1,397			1,397	AUTRE	AMIANTE
WASTE AND SCRAP NES	OTHER		30		30	AUTRE	DECHETS ET REBUTS NDA
CORDAGE, TWINE, ROPE	U K	6			6	R U	CORDAGE, FICELLE, CRODE
TEXTILE FAB. MTL NES	U K	4			4	R U	OUVR. EN MAT. TEXT. NDA
ORGANIC CHEMICALS NES	U K	17			17	R U	PRD. CHIM. ORGAN. NDA
PLATE & SHEET STEEL	U K	703			703	R U	TOLES, FEUILLES D'ACIER
STRUCTURAL SHAPES	U K	31			31	R U	PROFILES DE CONSTRUCT.
	DENMK	226			226	DANMK	
	OTHER	18			18	AUTRE	
COMMODITY TOTAL		275			275		TOTAL DE MARCHANDISE
WIRE	U K	61			61	R U	FIL METALLIQUE
METAL FAB. BASIC PROD.	DENMK	6			6	DANMK	OUVR. DE BASE EN METAL
	GREEK	105			105	GRECC	
	OTHER	1			1	AUTRE	
COMMODITY TOTAL		112			112		TOTAL DE MARCHANDISE
MACHINERY NES	GREEK	71			71	GRECC	MACHINES NDA
	OTHER	1,529			1,529	AUTRE	
COMMODITY TOTAL		1,600			1,600		TOTAL DE MARCHANDISE
PASS. AUTOS AND CHASSIS	OTHER	8			8	AUTRE	VOITURES PART., CHASSIS
TRUCKS AND CHASSIS	U K	222			222	R U	CAMIONS ET CHASSIS
EQUIPMENT MISC.	U K	273			273	R U	MATERIEL DIVERS
	OTHER	14			14	AUTRE	
COMMODITY TOTAL		287			287		TOTAL DE MARCHANDISE
PERSONAL, HSEHOLD GOODS	U K	3			3	R U	ART. PERS. ET MENAGERS
	DENMK	85			85	DANMK	
	GREEK	27			27	GRECC	
	OTHER	54			54	AUTRE	
COMMODITY TOTAL		169			169		TOTAL DE MARCHANDISE
MISC. END PRODUCTS NES	U K	23			23	R U	PRODUITS FINIS DIV. NDA
	OTHER	2			2	AUTRE	
COMMODITY TOTAL		25			25		TOTAL DE MARCHANDISE
GENERAL CARGO	OTHER	5			5	AUTRE	MARCHANDISES DIVERSES
CONTAINERIZED FREIGHT	OTHER	22			22	AUTRE	FRET CONTENEUREUSE
COUNTRY/REGION TOTAL		11,913*	30*	*	11,943*		TOTAL DE PAYS/REGION
FR. AFRICA NES							AFRIQUE FR. NDA
MILK POWDER	OTHER	535			535	AUTRE	LAIT EN POUDRE
WHEAT	LIBER	870			870	LIBER	BLE
MACHINERY NES	SWEDN	34			34	SUEDE	MACHINES NDA
PERSONAL, HSEHOLD GOODS	GREEK	1			1	GRECC	ART. PERS. ET MENAGERS
MISC. END PRODUCTS NES	U K	334			334	R U	PRODUITS FINIS DIV. NDA
	SWEDN	292			292	SUEDE	
COMMODITY TOTAL		626			626		TOTAL DE MARCHANDISE
COUNTRY/REGION TOTAL		2,066*	*	*	2,066*		TOTAL DE PAYS/REGION
GABON							GABON
DAIRY PROD. EGGS, HONEY	U K	17			17	R U	PRD. LAIT., OEUFs, MIEL
	DENMK	3			3	DANMK	
COMMODITY TOTAL		20			20		TOTAL DE MARCHANDISE
VEGETABLES, ORIEC	U K	13			13	R U	LEGUMES, SECS
MACHINERY NES	U K	48			48	R U	MACHINES NDA
EQUIPMENT MISC.	U K	1			1	R U	MATERIEL DIVERS
PERSONAL, HSEHOLD GOODS	DENMK	8			8	DANMK	ART. PERS. ET MENAGERS
	GREEK	1			1	GRECC	
COMMODITY TOTAL		9			9		TOTAL DE MARCHANDISE
COUNTRY/REGION TOTAL		91*	*	*	91*		TOTAL DE PAYS/REGION
IVORY COAST							COTE-D'IVOIRE
DAIRY PROD. EGGS, HONEY	U K	21			21	R U	PRD. LAIT., OEUFs, MIEL
	DENMK	29			29	DANMK	
	OTHER	131			131	AUTRE	
COMMODITY TOTAL		181			181		TOTAL DE MARCHANDISE
WHEAT	DENMK	75			75	DANMK	BLE
	LIBER	232			232	LIBER	
	CAN	1,102			1,102	CAN	

TABLE 1. CARGOES LOADED AT CANADIAN PORTS FOR FOREIGN COUNTRIES IN 1975.

TABLEAU 1. MARCHANDISES CHARGÉES DANS LES PORTS CANADIENS A DESTINATION DE PAYS ÉTRANGERS EN 1975.

COUNTRY OF DESTINATION AND KIND OF CARGO	REGISTRY OF VESSEL	ATLANTIC ATLANTIQUE	GREAT LAKES GRANDS LACS	PACIFIC PACIFIQUE	TOTAL TOTAL	IMMATIC. DU NAVIRE	PAYS DE DESTINATION ET MARCHANDISE
IVORY COAST							COTE-D'IVOIRE
							SUITE
	CTHER	45			45	AUTRE	
COMMODITY TOTAL		1,454			1,454		TOTAL DE MARCHANDISE
WHEAT FLOUR	U K	30			30	R U	FARINE DE BLE
	DENMK	40			40	DANMK	
	CAN	1,543			1,543	CAN	
	CTHER	121			121	AUTRE	
COMMODITY TOTAL		1,734			1,734		TOTAL DE MARCHANDISE
VEGETABLES, DRIED	DENMK	39			39	DANMK	LEGUMES, SECS
MISC. FOOD PREP. NES	DENMK	3			3	DANMK	DIV. PREP. ALIM. NDA
COTTON, TEXTILE WASTE	DENMK	2			2	DANMK	DECHETS DE COTON, TEXT.
	CTHER		38		38	AUTRE	
COMMODITY TOTAL		2	38		40		TOTAL DE MARCHANDISE
WASTE AND SCRAP NES	CTHER		5		5	AUTRE	DECHETS ET REBUTS NDA
WOOD FAB. MATERIALS	CTHER	3			3	AUTRE	DEMI-PRODUITS EN BOIS
PAPER NES	U K	876			876	R U	PAPIER NDA
	CTHER	1			1	AUTRE	
COMMODITY TOTAL		877			877		TOTAL DE MARCHANDISE
TEXTILE FAB. MTL NES	U K	1			1	R U	OUVR. EN MAT. TEXT. NDA
	GREEK	2			2	GRECC	
	CTHER	10			10	AUTRE	
COMMODITY TOTAL		13			13		TOTAL DE MARCHANDISE
INORGANIC CHEMS. NES	CTHER		29		29	AUTRE	PROD. CHIM. INORG. NDA
AGRICULTURAL CHEMICALS	DENMK	1			1	DANMK	PROD. CHIM. AGRICOLES
PIPES, TUBES, IRON, STEEL	DENMK	5			5	DANMK	TUYAUX, TUBES, FER, ACIER
	CTHER	19			19	AUTRE	
COMMODITY TOTAL		24			24		TOTAL DE MARCHANDISE
MACHINERY NES	U K	3			3	R U	MACHINES NDA
	CTHER	113			113	AUTRE	
COMMODITY TOTAL		116			116		TOTAL DE MARCHANDISE
PASS. AUTOS AND CHASSIS	DENMK	2			2	DANMK	VOITURES PART., CHASSIS
	GREEK	1			1	GRECC	
COMMODITY TOTAL		3			3		TOTAL DE MARCHANDISE
MOTOR VEHICLE ENGINES	DENMK	2			2	DANMK	MOTEURS DE VEH. AUTOM.
EQUIPMENT MISC.	U K	6			6	R U	MATERIEL DIVERS
	DENMK	12			12	DANMK	
	CTHER	101			101	AUTRE	
COMMODITY TOTAL		119			119		TOTAL DE MARCHANDISE
PERSONAL, HOUSEHOLD GOODS	U K	18			18	R U	ART. PERS. ET MENAGERS
	DENMK	18			18	DANMK	
	GREEK	22			22	GRECC	
	U S A	1			1	E-U	
	CTHER	25			25	AUTRE	
COMMODITY TOTAL		84			84		TOTAL DE MARCHANDISE
CONTAINERS, CLOSURES	U K	1			1	R U	CONTENEURS, FERMETURES
	U S A	66			66	E-U	
COMMODITY TOTAL		67			67		TOTAL DE MARCHANDISE
MISC. END PRODUCTS NES	U K	35			35	R U	PRODUITS FINIS DIV. NDA
	GREEK	3			3	GRECC	
	CTHER	8			8	AUTRE	
COMMODITY TOTAL		46			46		TOTAL DE MARCHANDISE
COUNTRY/REGION TOTAL		4,768*	72*	*	4,840*		TOTAL DE PAYS/REGION
LIBERIA							LIBERIA
MACARONI, CEREAL PROD.	DENMK	1			1	DANMK	PATES ALIM. PROD. CEREAL
NUTS, EXC. OIL NUTS NES	CTHER		3		3	AUTRE	NOIX, SAUF OLEAG. NDA
MISC. FOOD PREP. NES	DENMK	10			10	DANMK	DIV. PREP. ALIM. NDA
	GREEK	28			28	GRECC	
	CTHER	49			49	AUTRE	
COMMODITY TOTAL		87			87		TOTAL DE MARCHANDISE
CONC. COMPLETE FEEDS	DENMK	1			1	DANMK	CONC., PROV. COMPLETEES
ASBESTOS	CTHER	1			1	AUTRE	AMIANTE
SALT	CTHER	8			8	AUTRE	SEL
PAPER NES	CTHER	64			64	AUTRE	PAPIER NDA
SULPHURIC ACID	DENMK	2			2	DANMK	ACIDE SULFURIQUE
ORGANIC CHEMICALS NES	U S A	2			2	E-U	PROD. CHIM. ORGAN. NDA
	CTHER		4		4	AUTRE	
COMMODITY TOTAL		2	4		6		TOTAL DE MARCHANDISE
EXPLOS., FUSES, CAPS	CTHER	1,407			1,407	AUTRE	EXPLOS., AMORCES, DEY.
PLASTIC MATERIALS	U S A	5			5	E-U	MATIERES PLASTIQUES
DYESTUFF, PIGMENT, PAINT	CTHER		63		63	AUTRE	MAT. COLOR. PIG. PEINTURE
PETROL. COAL PROD. NES	DENMK	1			1	DANMK	DERIVE PETR. CHARB. NDA
MACHINERY NES	DENMK	18			18	DANMK	MACHINES NDA
	GREEK	13			13	GRECC	
	CTHER	5			5	AUTRE	
COMMODITY TOTAL		36			36		TOTAL DE MARCHANDISE
PASS. AUTOS AND CHASSIS	DENMK	1			1	DANMK	VOITURES PART., CHASSIS
	GREEK	1			1	GRECC	
COMMODITY TOTAL		2			2		TOTAL DE MARCHANDISE
MOTOR VEHICLE ENGINES	DENMK	76			76	DANMK	MOTEURS DE VEH. AUTOM.
	U S A	2			2	E-U	
COMMODITY TOTAL		78			78		TOTAL DE MARCHANDISE
EQUIPMENT MISC.	U K	3			3	R U	MATERIEL DIVERS
	DENMK	11			11	DANMK	
	U S A	1			1	E-U	

TABLE 1. CARGOES LOADED AT CANADIAN PORTS FOR FOREIGN COUNTRIES IN 1975.

TABLEAU 1. MARCHANDISES CHARGÉES DANS LES PORTS CANADIENS A DESTINATION DE PAYS ÉTRANGERS EN 1975.

COUNTRY OF DESTINATION AND KIND OF CARGO	REGISTRY OF VESSEL	ATLANTIC ATLANTIQUE	GREAT LAKES GRANDS LACS	PACIFIC PACIFIQUE	TOTAL TOTAL	IMMATIC. DU NAVIRE	PAYS DE DESTINATION ET MARCHANDISE
LIBERIA							LIBERIA
COMMODITY TOTAL		15			15		TOTAL DE MARCHANDISE
PERSONAL, HOUSEHOLD GOODS	DENMK	4			4	DANMK	ART. PERS. ET MENAGERS
	GREEK	3			3	GRECO	
	U S A	5			5	E-U	
	OTHER	2			2	AUTRE	
COMMODITY TOTAL		14	1		15		TOTAL DE MARCHANDISE
FIREARMS, AMMUNITION	GREEK	14	1		14	GRECO	ARMES A FEU, MUNITIONS
	U S A	14			14	E-U	
	OTHER	6			6	AUTRE	
COMMODITY TOTAL		34			34		TOTAL DE MARCHANDISE
CONTAINERS, CLOSURES	DENMK	68			68	DANMK	CONTENEURS, FERMETURES
	U S A	55			55	E-U	
COMMODITY TOTAL		123			123		TOTAL DE MARCHANDISE
GENERAL CARGO	GREEK	20			20	GRECO	MARCHANDISES DIVERSES
	OTHER	62			62	AUTRE	
COMMODITY TOTAL		82			82		TOTAL DE MARCHANDISE
COUNTRY/REGION TOTAL		1,963*	103*	*	2,066*		TOTAL DE PAYS/REGION
MALAGASY							MALGACHE
WHEAT FLOUR	GREEK	488			488	GRECO	FARINE DE BLE
VEGETABLES, DRIED	GREEK	26			26	GRECO	LEGUMES, SECS
RUBBER FAB. MATERIALS	U K	3			3	R U	DEMI-PROD. CAOUTCHOUC
PAPER NES	NCRW	25			25	NORV	PAPIER NDA
PERSONAL, HOUSEHOLD GOODS	NORW	1			1	NORV	ART. PERS. ET MENAGERS
COMMODITY TOTAL		543*	*	*	543*		TOTAL DE PAYS/REGION
MOROCCO							MAROC
BARLEY	NORW	14,734			14,734	NORV	ORGE
	LIBER	3,303			3,303	LIBER	
COMMODITY TOTAL		18,037			18,037		TOTAL DE MARCHANDISE
WHEAT	GER	24,526			24,526	ALL	BLE
	NORW	25,098			25,098	NORV	
	SWEDN	28,384			28,384	SUEDE	
	LIBER	52,121			52,121	LIBER	
COMMODITY TOTAL		130,129			130,129		TOTAL DE MARCHANDISE
SEEDS FOR SOWING NES	U S A	24			24	E-U	GRAINES DE SEMENCE NDA
PULP	OTHER	1,137			1,137	AUTRE	PATE
TEXTILE FAB. MTL NES	U S A	19			19	E-U	OUVR. EN MAT. TEXT. NDA
ANIMAL OILS, EXC. MARINE	OTHER		645		645	AUTRE	HUIL. ANIM. SAUF AN. MAR.
METALLIC SALTS	U S A	5			5	E-U	SELS METALLIQUES
LUBRICATING OIL, GREASE	PANAM	2			2	PANAM	HUILE, GRAISSE LUBRIF.
PASS. AUTOS AND CHASSIS	OTHER		93		93	AUTRE	VOITURES PART. CHASSIS
MOTOR VEHICLE ENGINES	PANAM		52		52	PANAM	MOTEURS DE VEH. AUTOM.
EQUIPMENT MISC.	U S A	1			1	E-U	MATERIEL DIVERS
PERSONAL, HOUSEHOLD GOODS	U S A	3			3	E-U	ART. PERS. ET MENAGERS
MISC. END PRODUCTS NES	OTHER	161			161	AUTRE	PRODUITS FINIS DIV. NDA
COMMODITY TOTAL		149,518*	790*	*	150,308*		TOTAL DE PAYS/REGION
MOZAMBIQUE							MOZAMBIQUE
DAIRY PROD., EGGS, HONEY	NETH			21	21	P. BAS	PROD. LAIT., OEUFS, MIEL
WHEAT	OTHER	20,580			20,580	AUTRE	BLE
WHEAT FLOUR	GER	55			55	ALL	FARINE DE BLE
	OTHER	55			55	AUTRE	
COMMODITY TOTAL		110			110		TOTAL DE MARCHANDISE
VEGETABLES, DRIED	U K	25			25	R U	LEGUMES, SECS
COMMODITY TOTAL		25	1,117		1,117	NORV	TOTAL DE MARCHANDISE
MISC. FOOD PREP. NES	NORW	56	1,117		1,142	NORV	DIV. PREP. ALIM. NDA
SULPHUR IN ORES	GER			57,060	57,060	ALL	SOUFRE EN MINERAI
	NORW			105,380	105,380	NORV	
COMMODITY TOTAL				162,440	162,440		TOTAL DE MARCHANDISE
COTTON, TEXTILE WASTE	NORW	1			1	NORV	DECHETS DE COTON, TEXT.
LUMBER AND TIMBER	NETH			1,199	1,199	P. BAS	BOIS OEUVRE ET CHARP.
	NORW			4,204	4,204	NORV	
	OTHER			1,319	1,319	AUTRE	
COMMODITY TOTAL				6,722	6,722		TOTAL DE MARCHANDISE
NEWSPRINT PAPER	GER	425			425	ALL	PAPIER JOURNAL
	GREEK	5			5	GRECO	
	NETH			32	32	P. BAS	
COMMODITY TOTAL		430		32	462		TOTAL DE MARCHANDISE
PAPER NES	NCRW	30			30	NORV	PAPIER NDA
POTASH	GER			6,165	6,165	ALL	POTASSE
	NORW			10,538	10,538	NORV	
COMMODITY TOTAL				16,703	16,703		TOTAL DE MARCHANDISE
AGRICULTURAL CHEMICALS	NORW	3			3	NORV	PROD. CHIM. AGRICOLES
ASPHALTS, ROAD OILS	NCRW	59			59	NORV	ASPHALTE, BITUME LIQD.
BARNS AND RODS, STEEL	GREEK	121			121	GRECO	BARRES ET TIGES ACIER
STRUCTURAL SHAPES	GREEK	385			385	GRECO	PROFILES DE CONSTRUCT.
RAILS & TRACK MATERIAL	GREEK	2,063			2,063	GRECO	RAILS, MAT. VOIE FERRE
PIPES, TUBES: IRON, STEEL	NCRW	593			593	NORV	TUYAUX, TUBES: FER, ACIER

TABLE 1. CARGOES LOADED AT CANADIAN PORTS FOR FOREIGN COUNTRIES IN 1975.

TABLEAU 1. MARCHANDISES CHARGÉES DANS LES PORTS CANADIENS A DESTINATION DE PAYS ÉTRANGERS EN 1975.

COUNTRY OF DESTINATION AND KIND OF CARGO	REGISTRY OF VESSEL	ATLANTIC ATLANTIQUE	GREAT LAKES GRANDS LACS	PACIFIC PACIFIQUE	TOTAL TOTAL	IMMATIC. DU NAVIRE	PAYS DE DESTINATION ET MARCHANDISE
MOZAMBIQUE CCNT.							MOZAMBIQUE SUITE
WIRE	GREEK	9			9	GRECC	FIL METALLIQUE
METAL FAB. BASIC PROD.	DENMK	2			2	DANMK	OUVR. DE BASE EN METAL
	GREEK	4			4	GRECC	
COMMODITY TOTAL		6			6		TOTAL DE MARCHANDISE
BRICKS, TILES NES	NETH			2	2	P. BAS	BRIQUES, TUILES NDA
	NORW	17			17	NORV	
COMMODITY TOTAL		17		2	19		TOTAL DE MARCHANDISE
NON-MET. MIN. BASIC PROD	NORW		286		286	NORV	PROD. MIN. NON-MET. BASE
TRACTORS	GREEK	19			19	GRECC	TRACTEURS
	NORW	23			23	NORV	
COMMODITY TOTAL		42			42		TOTAL DE MARCHANDISE
MACHINERY NES	GREEK	28			28	GRECC	MACHINES NDA
	NORW	4			4	NORV	
COMMODITY TOTAL		32			32		TOTAL DE MARCHANDISE
RAILWAY ROLLING STOCK	NORW	3			3	NORV	MAT. ROUL. DE CH. DE FER
TRUCKS AND CHASSIS	NETH			2	2	P. BAS	CAMIONS ET CHASSIS
	NORW	115			115	NORV	
COMMODITY TOTAL		115		2	117		TOTAL DE MARCHANDISE
MOTOR VEHICLE ENGINES	CTHER	9			9	AUTRE	MOTEURS DE VEH. AUTOM.
RUBBER TIRES AND TUBES	GREEK	1			1	GRECC	PNEUS, CHAMBRES A AIR
	NETH			7	7	P. BAS	
COMMODITY TOTAL		1		7	8		TOTAL DE MARCHANDISE
EQUIPMENT MISC.	GREEK	24			24	GRECC	MATERIEL DIVERS
MISC. END PRODUCTS NES	NORW	2	1		3	NORV	PRODUITS FINIS DIV. NDA
	OTHER	4			4	AUTRE	
COMMODITY TOTAL		6	1		7		TOTAL DE MARCHANDISE
GENERAL CARGO	NORW	1			1	NORV	MARCHANDISES DIVERSES
COUNTRY/REGION TOTAL		24,721*	1,404*	185,929*	212,054*		TOTAL DE PAYS/REGION
PORT. AF. NES							AF. PORT. NDA
FISH, CANNED	U K	215			215	R U	POISSON EN BOITES
MILK POWDER	U K	83			83	R U	LAIT EN POUDRE
VEGETABLES, DRIED	U K	49			49	R U	LEGUMES, SECS
STRUCTURAL SHAPES	U K		517		517	R U	PROFILES DE CONSTRUCT.
COUNTRY/REGION TOTAL		347*	517*	*	864*		TOTAL DE PAYS/REGION
SENEGAL							SENEGAL
DAIRY PROD. EGGS, HONEY	U K	10			10	R U	PROD. LAIT., DEUFS, MIEL
	GREEK	114			114	GRECC	
	OTHER	13			13	AUTRE	
COMMODITY TOTAL		137			137		TOTAL DE MARCHANDISE
WHEAT FLOUR	GREEK	1,653			1,653	GRECC	FARINE DE BLE
	LIBER	11,748			11,748	LIBER	
COMMODITY TOTAL		13,401			13,401		TOTAL DE MARCHANDISE
MISC. FOOD PREP. NES	GREEK	18			18	GRECC	DIV. PREP. ALIM. NDA
ZINC AND ALLOYS	GREEK	54			54	GRECC	ZINC ET ALLIAGES
	CTHER	49			49	AUTRE	
COMMODITY TOTAL		103			103		TOTAL DE MARCHANDISE
METAL FAB. BASIC PROD.	GREEK	13			13	GRECC	OUVR. DE BASE EN METAL
MACHINERY NES	DENMK	35			35	DANMK	MACHINES NDA
	GREEK	15			15	GRECC	
COMMODITY TOTAL		50			50		TOTAL DE MARCHANDISE
PASS. AUTOS AND CHASSIS	OTHER	12			12	AUTRE	VOITURES PART., CHASSIS
MOTOR VEHICLE ENGINES	GREEK	1			1	GRECC	MOTEURS DE VEH. AUTOM.
EQUIPMENT MISC.	U K	119			119	R U	MATERIEL DIVERS
	GREEK	15			15	GRECC	
	CTHER	119			119	AUTRE	
COMMODITY TOTAL		253			253		TOTAL DE MARCHANDISE
PERSONAL, HOUSEHOLD GOODS	U K	4			4	R U	ART. PERS. ET MENAGERS
	DENMK	5			5	DANMK	
	GREEK	14			14	GRECC	
	CTHER	12			12	AUTRE	
COMMODITY TOTAL		35			35		TOTAL DE MARCHANDISE
MISC. END PRODUCTS NES	U K	285			285	R U	PRODUITS FINIS DIV. NDA
	CTHER	4			4	AUTRE	
COMMODITY TOTAL		289			289		TOTAL DE MARCHANDISE
GENERAL CARGO	CTHER	2			2	AUTRE	MARCHANDISES DIVERSES
COUNTRY/REGION TOTAL		14,314*	*	*	14,314*		TOTAL DE PAYS/REGION
SPANISH AFRICA							AFRIQUE ESPAG.
SHELL FISH, NES	DENMK	600			600	DANMK	MOLLUSQUES CRUST. NDA
FUEL OIL	LIBER	22,796			22,796	LIBER	MAZOUT
COUNTRY/REGION TOTAL		23,396*	*	*	23,396*		TOTAL DE PAYS/REGION
TOGO							TOGO
MACHINERY NES	U K	64			64	R U	MACHINES NDA
	DENMK	9			9	DANMK	
COMMODITY TOTAL		73			73		TOTAL DE MARCHANDISE

TABLE 1. CARGOES LOADED AT CANADIAN PORTS FOR FOREIGN COUNTRIES IN 1975.

COUNTRY OF DESTINATION AND KIND OF CARGO		REGISTRY OF VESSEL	ATLANTIC ATLANTIQUE	GREAT LAKES GRANDS LACS	PACIFIC PACIFIQUE	TOTAL TOTAL	IMMATIC. DU NAVIRE	PAYS DE DESTINATION ET MARCHANDISE
TOGO								TOGO
CCNT. PASSENGER CARS AND CHASSIS	CTFER	16				16	AUTRE	SUITE VOITURES PART., CHASSIS
TRUCKS AND CHASSIS	U K	89				89	R U	CAMIONS ET CHASSIS
EQUIPMENT MISC.	U K	126				126	R U	MATERIEL DIVERS
	DENMK	2				2	DANMK	
	GREEK	4				4	GRECC	
	CTHER	22				22	AUTRE	
COMMODITY TOTAL		154				154		TOTAL DE MARCHANDISE
PERSONAL, HOUSEHOLD GOODS	U K	11				11	R U	ART. PERS. ET MENAGERS
	CTHER	1				1	AUTRE	
COMMODITY TOTAL		12				12		TOTAL DE MARCHANDISE
MISC. END PRODUCTS NES	CTHER	34				34	AUTRE	PRODUITS FINIS DIV. NDA
GENERAL CARGO	U K	6				6	R U	MARCHANDISES DIVERSES
COUNTRY/REGION TOTAL		384*		*	*	384*		TOTAL DE PAYS/REGION
TUNISIA								TUNISIE
FISH, CANNED	GREEK	74				74	GRECC	POISSON EN BOITES
CDRN	NDRW	763				763	NORV	MAIS
VEGETABLES, DRIED	GREEK	144				144	GRECC	LEGUMES, SECS
BOLTS, ROUND TIMBER	NCRW	7,763				7,763	NORV	BILLOTS, BOIS ROUNDS
	CTHER	9,949				9,949	AUTRE	
COMMODITY TOTAL		17,712				17,712		TOTAL DE MARCHANDISE
ASBESTOS	U S A	302				302	E-U	AMIANTE
	CTHER	503				503	AUTRE	
COMMODITY TOTAL		805				805		TOTAL DE MARCHANDISE
SULPHUR IN ORES	GREEK	12,224				12,224	GRECC	SOUFRE EN MINERAL
	LIBER	19,876		11,023		30,899	LIBER	
COMMODITY TOTAL		32,200		11,023		43,223		TOTAL DE MARCHANDISE
NEWSPRINT PAPER	DENMK	999				999	DANMK	PAPIER JOURNAL
	GER	892				892	ALL	
COMMODITY TOTAL		1,891				1,891		TOTAL DE MARCHANDISE
PAPER NES	PANAM	536				536	PANAM	PAPIER NDA
PAPERBOARD	LIBER	720				720	LIBER	CARTON
	U S A	585				585	E-U	
COMMODITY TOTAL		1,305				1,305		TOTAL DE MARCHANDISE
BLOG, PAPER AND BOARD	GREEK	872				872	GRECC	PLAQ. CONSTR., PAP/CART.
RODS AND ROPS, STEEL	GREEK	111				111	GRECC	BARRES ET TIGES ACIER
PLATE & SHEET STEEL	GREEK	50				50	GRECC	TOLES, FEUILLES D'ACIER
STRUCTURAL SHAPES	U K			1,728		1,728	R U	PROFILES DE CONSTRUCT.
	GREEK	378		1,585		1,963	GRECC	
	PANAM			137		137	PANAM	
	OTHER	1,063				1,063	AUTRE	
COMMODITY TOTAL		1,441		3,450		4,891		TOTAL DE MARCHANDISE
PIPES, TUBES, IRON, STEEL	GREEK	54				54	GRECC	TUYAUX, TUBES FER, ACIER
COPPER AND ALLOYS	CTHER	10				10	AUTRE	CUIVRE ET ALLIAGES
METAL FAB. BASIC PROD.	GREEK	396				396	GRECC	OUVR. DE BASE EN METAL
	CTHER	809				809	AUTRE	
COMMODITY TOTAL		1,205				1,205		TOTAL DE MARCHANDISE
MACHINERY NES	CTHER	6				6	AUTRE	MACHINES NDA
SHIPS, AIRCRAFT, MIS. VEH	GREEK	3				3	GRECC	NAVIRES, AVIONS, VEH. DIV
EQUIPMENT MISC.	GREEK	243				243	GRECC	MATERIEL DIVERS
	U S A	2				2	E-U	
COMMODITY TOTAL		245				245		TOTAL DE MARCHANDISE
GENERAL CARGO	GREEK	857				857	GRECC	MARCHANDISES DIVERSES
COUNTRY/REGION TOTAL		60,284*		14,473*		74,757*		TOTAL DE PAYS/REGION
SRI LANKA								SRI LANKA
MILK POWDER	U K	61				61	R U	LAIT EN POUDRE
WHEAT FLOUR	U K	14,403				14,403	R U	FARINE DE BLE
	PANAM				1,632	1,632	PANAM	
COMMODITY TOTAL		14,403			1,632	16,035		TOTAL DE MARCHANDISE
ASBESTOS	U K	1,128				1,128	R U	AMIANTE
PULP	NORV				1,433	1,433	NORV	PATE
	LIBER				1,700	1,700	LIBER	
	U S A				33	33	E-U	
COMMODITY TOTAL					3,166	3,166		TOTAL DE MARCHANDISE
NEWSPRINT PAPER	U K	1,631				1,631	R U	PAPIER JOURNAL
CORROSION, TWINE, ROPE	U K	35				35	R U	CORROAGE, FICELLE, CORDE
TEXTILE FAB. MTL NES	U K	115				115	R U	OUVR. EN MAT. TEXT. NDA
POTASH	PANAM				5,500	5,500	PANAM	POTASSE
METAL FAB. BASIC PROD.	U K			5		5	R U	OUVR. DE BASE EN METAL
ASBESTOS BASIC PROD.	U K			3		3	R U	OUVR. DE BASE AMIANTE
MACHINERY NES	U K	7		1		8	R U	MACHINES NDA
	U S A					2	E-U	
COMMODITY TOTAL		7		1		10		TOTAL DE MARCHANDISE
RAILWAY ROLLING STOCK	U K	10		7		17	R U	MAT. ROUL. DE CH. DE FER
	CTHER	1,430				1,430	AUTRE	
COMMODITY TOTAL		1,440		7		1,447		TOTAL DE MARCHANDISE
MOTOR VEHICLE ENGINES	U K	1				1	R U	MOTEURS DE VEH. AUTOM.
ROAD MOTOR VEH. NES	U K	2				2	R U	VEH. AUTOM. ROUTIERS NDA
RUBBER TIRES AND TUBES	U K	11				11	R U	PNEUS, CHAMBRES A AIR
EQUIPMENT MISC.	U K	1		18		19	R U	MATERIEL DIVERS
PERSONAL, HOUSEHOLD GOODS	U K	3		19		22	R U	ART. PERS. ET MENAGERS

TABLE 1. CARGOES LOADED AT CANADIAN PORTS FOR FOREIGN COUNTRIES IN 1975.

TABLEAU 1. MARCHANDISES CHARGÉES DANS LES PORTS CANADIENS À DESTINATION DE PAYS ÉTRANGERS EN 1975.

COUNTRY OF DESTINATION AND KIND OF CARGO	REGISTRY OF VESSEL	ATLANTIC ATLANTIQUE	GREAT LAKES GRANDS LACS	PACIFIC PACIFIQUE	TOTAL TOTAL	IMMATIC. DU NAVIRE	PAYS DE DESTINATION ET MARCHANDISE
SRI LANKA	CCNT.						SRI LANKA
	OTHER	1			1	AUTRE	
COMMODITY TOTAL		4	19		23		TOTAL DE MARCHANDISE
MISC. END PRODUCTS NES	U K	1			1	R U	PRODUITS FINIS DIV.NDA
GENERAL CARGO	U K		4		4	R U	MARCHANDISES DIVERSES
COUNTRY/REGION TOTAL		18,840*	57*	10,300*	29,197*		TOTAL DE PAYS/REGION
HONG KONG							HONG-KONG
MEAT, FRESH OR FROZEN	NORW	159		37	196	NORV	VIANDE, FRAICHE / CONG.
	U S A			52	52	E-U	
COMMODITY TOTAL		159		89	248		TOTAL DE MARCHANDISE
MEAT AND MEAT PREP. NES	NORW	2			2	NORV	VIANDES ET PREP.NDA
	U S A			3	3	E-U	
COMMODITY TOTAL		2		3	5		TOTAL DE MARCHANDISE
FISH, FRESH OR FROZEN	NORW			14	14	NORV	POISSON, FRAIS OU CONG.
LOBSTER	NORW			3	3	NORV	HOMARD
SHELL FISH, NES	NORW	3			3	NORV	MOLLUSQUES CRUST., NDA
	U S A			10	10	E-U	
COMMODITY TOTAL		3		10	13		TOTAL DE MARCHANDISE
DAIRY PROD. EGGS, HONEY	U S A			46	46	E-U	PROD. LAIT., OEUFS, MIEL
WHEAT	NORW			7,076	7,076	NORV	BLE
WHEAT FLOUR	NORW			172	172	NORV	FARINE DE BLE
	U S A			708	708	E-U	
COMMODITY TOTAL				880	880		TOTAL DE MARCHANDISE
APPLES	U S A			92	92	E-U	POMMES
FRUITS, PREP. CANNED	NORW	1			1	NORV	FRUITS PREP. EN BOITE
NUTS, EXC. OIL NUTS NES	NORW	25			25	NORV	NOIX, SAUF CLEAG. NDA
VEGETABLES, FROZEN	NORW			7	7	NORV	LEGUMES, CONGELES
SPICES	NORW			2	2	NORV	ÉPICES
DIST. ALCOHOLIC BEV.	NORW	17			18	NORV	BOISS. ALCOOL. DIST.
TOBACCO NES	NORW	1			1	NORV	TABACS NDA
CRUDE VEG. PROD. NES	NORW			4	4	NORV	PR. BRUTS ORIG. VEG. NDA
ASBESTOS	NORW	34			34	NORV	AMIANTE
WOOD FAB. MATERIALS	NORW	1			1	NORV	CEMI-PRODUITS EN BOIS
NEWSPRINT PAPER	U S A			474	474	E-U	PAPIER JOURNAL
PAPER NES	NORW			115	115	NORV	PAPIER NDA
PAPERBOARD	U K			67	67	R U	CARTON
TEXTILE FAB. MTL NES	NORW	4			4	NORV	OUVR. EN MAT. TEXT. NDA
METALLIC SALTS	U S A			55	55	E-U	SELS METALLIQUES
INORGANIC CHEMS. NES	NORW	38			38	NORV	PROD. CHIM. INORG. NDA
AGRICULTURAL CHEMICALS	NORW	3			3	NORV	PROD. CHIM. AGRICOLES
SYNTHETIC RUBBER	NORW	1			1	NORV	CAOUTCHOUC SYNTHETIQUE
PLASTIC MATERIALS	NORW	1			1	NORV	MATIÈRES PLASTIQUES
DYESTUFF, PIGMENT, PAINT	NORW	12			12	NORV	MAT. COLOR. PIG. PEINTURE
PETROL, COAL PROD. NES	NORW	2			2	NORV	DÉRIVE PETR. CHARB. NDA
PRIMARY IRON, STEEL NES	JAPAN		290		290	JAPON	FER, ACIER PRIMAIR. NDA
PLATE & SHEET STEEL	JAPAN		333		333	JAPON	TOLES, FEUILLES D'ACIER
	OTHER	40			40	AUTRE	
COMMODITY TOTAL		40	333		373		TOTAL DE MARCHANDISE
ALUMINUM	U K			920	920	R U	ALUMINIUM
	NORW	2,197		6,345	8,542	NORV	
	LIBER	1,097			1,097	LIBER	
COMMODITY TOTAL		3,294		7,265	10,559		TOTAL DE MARCHANDISE
IRON AND ALLOYS	NORW			493	493	NORV	ZINC ET ALLIAGES
	U S A			745	745	E-U	
COMMODITY TOTAL				1,238	1,238		TOTAL DE MARCHANDISE
METAL FAB. BASIC PROD.	NORW	1			1	NORV	OUVR. DE BASE EN METAL
	U S A			1	1	E-U	
COMMODITY TOTAL		1		1	2		TOTAL DE MARCHANDISE
MISC. FABRICATED PROD.	NORW	35			35	NORV	OUVRAGES DIVERS
MACHINERY NES	NORW	10			11	NORV	MACHINES NDA
PASS. AUTOS AND CHASSIS	NORW	1			1	NORV	VOITURES PART., CHASSIS
MOTOR VEHICLE ENGINES	NORW	3			3	NORV	MOTEURS DE VEH. AUTOM.
RUBBER TIRES AND TUBES	NORW	3			3	NORV	PNEUS, CHAMBRES À AIR
EQUIPMENT MISC.	NORW	20			20	NORV	MATÉRIEL DIVERS
	U S A			1	1	E-U	
COMMODITY TOTAL		20		1	21		TOTAL DE MARCHANDISE
PERSONAL, HOUSEHOLD GOODS	NORW	92			155	NORV	ART. PERS. ET MENAGERS
	U S A			1	1	E-U	
COMMODITY TOTAL		92		156	248		TOTAL DE MARCHANDISE
FIREARMS, AMMUNITION	NORW	1			1	NORV	ARMES À FEU, MUNITIONS
MISC. END PRODUCTS NES	NORW	21			38	NORV	PRODUITS FINIS DIV. NDA
CONTAINERIZED FREIGHT	U K			813	813	R U	FRET CONTENEURESE
	LIBER	10,510			10,510	ALL	
	JAPAN	9,596		1,649	11,245	LIBER	
	U S A			22	22	JAPON	
	OTHER			3	3	E-U	
COMMODITY TOTAL		4,823		1,767	6,590	AUTRE	TOTAL DE MARCHANDISE
COUNTRY/REGION TOTAL		28,754*	623*	21,871*	51,248*		TOTAL DE PAYS/REGION
INDIA							INDIE
MILK POWDER	U K	303			303	R U	LAIT EN POUVRE

TABLE 1. CARGOES LOADED AT CANADIAN PORTS FOR FOREIGN COUNTRIES IN 1975.

TABLEAU 1. MARCHANDISES CHARGÉES DANS LES PORTS CANADIENS A DESTINATION DE PAYS ÉTRANGERS EN 1975.

COUNTRY OF DESTINATION AND KIND OF CARGO	REGISTRY OF VESSEL	ATLANTIC ATLANTIQUE	GREAT LAKES GRANDS LACS	PACIFIC PACIFIQUE	TOTAL TOTAL	IMMATIC. DU NAVIRE	PAYS DE DESTINATION ET MARCHANDISE
INDIA CCNT.							INDE SUITE
COMMODITY TOTAL	CTHER	871		36	907	AUTRE	TOTAL DE MARCHANDISE
DAIRY PROD., EGGS, HONEY		1,174		36	1,210		PRDD. LAIT., OEUFS, MIEL
WHEAT	CTHER			58	58	AUTRE	BLE
	GREEK	28,654		106,772	135,427	GRECC	
	NCRW	115,644			115,644	NORV	
	LIBER	92,889		81,349	174,238	LIBER	
	OTHER	170,144		256,465	426,609	AUTRE	
COMMODITY TOTAL		407,331		444,587	851,918		TOTAL DE MARCHANDISE
APPLES	U S A			55	55	E-U	POMMES
MISC. FOOD PREP. NES	NORV			23	23	NORV	OIV. PREP. ALIM. NOA
	CTHER			1	1	AUTRE	
COMMODITY TOTAL				24	24		TOTAL DE MARCHANDISE
DIST. ALCOHOLIC BEV.	CTHER	1			1	AUTRE	BOISS. ALCOOL. DIST.
RAW HIDES AND SKINS	OTHER			2	2	AUTRE	PEAUX ET CUTRS BRUT
RAPESEED	LIBER	15,590			15,590	LIBER	GRAINE DE COLZA
ZINC ORE AND CONC. ORES AND CONC. NES	JAPAN	9,552			9,552	JAPCN	MINERAI, CONC. DE ZINC
NON-FERROUS MET. SCRAP	CTHER	84		4	88	AUTRE	MINERAIS ET CONC. NOA
	U S A			60	60	E-U	DECHETS METAL. NON FER.
	OTHER	129		26	155	AUTRE	
COMMODITY TOTAL		129		86	215		TOTAL DE MARCHANDISE
ASBESTOS	CTHER	2,668		7,774	10,442	AUTRE	AMIANTE
SULPHUR IN DRES	GREEK			18,584	18,584	GRECC	SOUFRE EN MINERAI
	LIBER			33,570	33,570	LIBER	
	OTHER			14,134	14,134	AUTRE	
COMMODITY TOTAL				66,288	66,288		TOTAL DE MARCHANDISE
COTTON, TEXTILE WASTE	U S A			44	44	E-U	DECHETS DE COTON, TEXT.
	CTHER	691		81	772	AUTRE	
COMMODITY TOTAL		691		125	816		TOTAL DE MARCHANDISE
PULP	U S A			242	242	E-U	PATE
	CTHER			4,602	4,602	AUTRE	
COMMODITY TOTAL				4,844	4,844		TOTAL DE MARCHANDISE
NEWSPRINT PAPER	U K	6,159			6,159	R U	PAPIER JOURNAL
	GER			6,001	6,001	ALL	
	GREEK	6,481			6,481	GRECC	
	OTHER	13,474		29,920	43,394	AUTRE	
COMMODITY TOTAL		26,114		35,921	62,035		TOTAL DE MARCHANDISE
PAPER NES	CTHER	4			4	AUTRE	PAPIER NOA
BLOG. PAPER AND BOARD	CTHER	233			233	AUTRE	PLAQ. CONSTR., PAP/ CART.
VEG. OILS, FATS NES	LIBER			16,321	16,321	LIBER	HUIL. MAT. GRAS. VEG. NOA
	JAPAN			14,048	14,048	JAPON	
COMMODITY TOTAL				30,369	30,369		TOTAL DE MARCHANDISE
OILS, FATS, WAXES NES	CTHER	233			233	AUTRE	HUIL. MAT. GRAS. CIRE NOA
INORGANIC CHEMS. NES	U K	436			436	R U	PRDD. CHIM. INORG. NOA
	CTHER	7			7	AUTRE	
COMMODITY TOTAL		443			443		TOTAL DE MARCHANDISE
ORGANIC CHEMICALS NES	CTHER	3	155		158	AUTRE	PRDD. CHIM. ORGAN. NOA
POTASH	LIBER			17,360	17,360	LIBER	POTASSE
	JAPAN			6,311	6,311	JAPCN	
	PANAM			16,355	16,355	PANAM	
	CTHER			77,289	77,289	AUTRE	
COMMODITY TOTAL				117,315	117,315		TOTAL DE MARCHANDISE
SYNTHETIC RUBBER	U K		565		565	R U	CADUTCHDUC SYNTHETIQUE
	CTHER	363	45		408	AUTRE	
COMMODITY TOTAL		363	610		973		TOTAL DE MARCHANDISE
DYESTUFF, PIGMENT, PAINT	CTHER	144			144	AUTRE	MAT. COLOR. PIG. PEINTURE
CHEM. SPECIALTIES NES	CTHER	24			24	AUTRE	PRDD. CHIM. SPECIAUX NOA
FERRO-ALLOYS	CTHER	8			8	AUTRE	FERRO-ALLIAGES
PRIMARY IRON, STEEL NES	U K		29		29	R U	FER, ACIER PRIMAIR. NOA
CASTINGS, FORGINGS	CTHER	69			69	AUTRE	MOUL. PIECES FORGEES
BAR AND RODS, STEEL	CTHER	642			642	AUTRE	BARRES ET TIGES ACIER
PLATE & SHEET STEEL	OTHER	2			2	AUTRE	TOLES, FEUILLES D'ACIER
STRUCTURAL SHAPES	U K	255			255	R U	PROFILES DE CONSTRUCT.
PIPES, TUBES: IRON, STEEL	U K	607			607	R U	TUYAUX, TUBES: FER, ACIER
	OTHER	5,134		124	5,258	AUTRE	
COMMODITY TOTAL		5,741		124	5,865		TOTAL DE MARCHANDISE
WIRE	CTHER	48			48	AUTRE	FIL METALLIQUE
ALUMINUM	CTHER	410			410	AUTRE	ALUMINIUM
COPPER AND ALLOYS	U K		29		29	R U	CUIVRE ET ALLIAGES
LEAD AND ALLOYS	OTHER	1,236		827	2,063	AUTRE	PLOMB ET ALLIAGES
NICKEL AND ALLOYS	U K	288	454		742	R U	NICKEL ET ALLIAGES
	U S A			4	4	E-U	
	CTHER	578		188	766	AUTRE	
COMMODITY TOTAL		866	454	192	1,512		TOTAL DE MARCHANDISE
ZINC AND ALLOYS	CTHER			661	661	AUTRE	ZINC ET ALLIAGES
NON-FERROUS METALS NES	U K		7		7	R U	METAUX NON-FERREUX NOA
	OTHER	3		26	29	AUTRE	
COMMODITY TOTAL		3	7	26	36		TOTAL DE MARCHANDISE
METAL FAB. BASIC PROD.	CTHER	37			37	AUTRE	OUVR. DE BASE EN METAL
CEMENT	CTHER	2			2	AUTRE	CIMENT
NON-MET. MIN. BASIC PROD	CTHER	41			41	AUTRE	PRDD. MIN. NON-MET. BASE
MISC. FABRICATED PROD.	OTHER	241			241	AUTRE	OUVRAGES DIVERS
MACHINERY NES	U K	20	235		255	R U	MACHINES NOA
	CTHER	1,323	567	6	1,896	AUTRE	
COMMODITY TOTAL		1,343	802	6	2,151		TOTAL DE MARCHANDISE
RAILWAY POLLING STOCK	CTHER	6		3	9	AUTRE	MAT. ROUL. DE CH. DE FER
PASS. AUTOS AND CHASSIS	OTHER	3			3	AUTRE	VOITURES PART., CHASSIS

TABLE 1. CARGOES LOADED AT CANADIAN PORTS FOR FOREIGN COUNTRIES IN 1975.

TABLEAU 1. MARCHANDISES CHARGÉES DANS LES PORTS CANADIENS A DESTINATION DE PAYS ÉTRANGERS EN 1975.

COUNTRY OF DESTINATION AND KIND OF CARGO	REGISTRY OF VESSEL	ATLANTIC ATLANTIQUE	GREAT LAKES GRANDS LACS	PACIFIC PACIFIQUE	TOTAL TOTAL	IMMATIC. DU NAVIRE	PAYS DE DESTINATION ET MARCHANDISE
INDIA							INDO
TRUCKS AND CHASSIS	OTHER	2			2	AUTRE	CAMIONS ET CHASSIS
MOTOR VEHICLE ENGINES	OTHER	11		1	12	AUTRE	MOTEURS DE VEH.AUTOM.
SHIPS, AIRCRAFT, MIS. VEH	U K		26		26	R U	NAVIRES, AVIONS, VEH. DIV
	CTHER	311			311	AUTRE	
COMMODITY TOTAL		311	26		337		TOTAL DE MARCHANDISE
RUBBER TIRES AND TUBES	CTHER	4			4	AUTRE	PNEUS, CHAMBRES A AIR
EQUIPMENT MISC.	U K		13		13	R U	MATERIEL DIVERS
	NORW			2	2	NORV	
	CTHER	2,223		86	2,309	AUTRE	
COMMODITY TOTAL		2,223	13	88	2,324		TOTAL DE MARCHANDISE
PERSONAL, HOUSEHOLD GOODS	U K	5	5		10	R U	ART. PERS. ET MENAGERS
	CTHER	64		8	72	AUTRE	
COMMODITY TOTAL		69	5	8	82		TOTAL DE MARCHANDISE
MISC. END PRODUCTS NES	U K	91			91	R U	PRODUITS FINIS DIV. NDA
	CTHER	2,616		9	2,625	AUTRE	
COMMODITY TOTAL		2,707		9	2,716		TOTAL DE MARCHANDISE
GENERAL CARGO	U K		28		28	R U	MARCHANDISES DIVERSES
	CTHER	83		1	84	AUTRE	
COMMODITY TOTAL		83	28	1	112		TOTAL DE MARCHANDISE
CONTAINERIZED FREIGHT	LIBER	84			84	LIBER	FRET CONTENEURESE
COUNTRY/REGION TOTAL		481,228*	2,158*	709,434*	1,192,820*		TOTAL DE PAYS/REGION
MALAYSIA							MALAISIE
FISH, FRESH OR FROZEN	U S A			1	1	E-U	POISSON, FRAIS OU CONG.
MILK POWDER	NORW	20			20	NORV	LAIT EN POUDRE
DAIRY PROD., EGGS, HONEY	NORW	18			18	NORV	PROD. LAIT., OEUF, MIEL
WHEAT FLOUR	OTHER			200	200	AUTRE	FARINÉ DE BLE
APPLES	U S A			23	23	E-U	POMMES
FRUIT JUICES	U S A			5	5	E-U	JUS DE FRUIT
VEGETABLE PREP. NES	NORW	8			8	NORV	PREP. DE LEGUMES NDA
	U S A			3	3	E-U	
COMMODITY TOTAL		8		3	11		TOTAL DE MARCHANDISE
SYRUP	NORW	10			10	NORV	SIROP
MISC. FOOD PREP. NES	NORW	8			8	NORV	DIV. PREP. ALIM. NDA
CONC., COMPLETE FEEDS	NORW	14			14	NORV	CONC., PROV. COMPLETES
DIST. ALCOHOLIC BEV.	NORW	9			9	NORV	BOISS. ALCOOL. DIST.
ASBESTOS	NORW	2,571			2,571	NORV	AMIANTE
	CTHER			4,393	4,393	AUTRE	
COMMODITY TOTAL		2,571		4,393	6,964		TOTAL DE MARCHANDISE
RUBBER FAB. MATERIALS	NORW	30			30	NORV	DEMI-PROD. CAOUTCHOUC
PULP	U S A			104	104	E-U	PATE
NEWSPRINT PAPER	GER	2,017			2,017	ALL	PAPIER JOURNAL
	GREEK	6,729			6,729	GREQO	
	NORW	1,739			1,739	NORV	
	LIBER	1,229			1,229	LIBER	
	JAPAN	1,083			1,083	JAPON	
	CTHER			14,805	14,805	AUTRE	
COMMODITY TOTAL		12,797		14,805	27,602		TOTAL DE MARCHANDISE
PAPER NES	NORW	1			1	NORV	PAPIER NDA
PAPERBOARD	NORW	10			10	NORV	CARTON
	OTHER			500	500	AUTRE	
COMMODITY TOTAL		10		500	510		TOTAL DE MARCHANDISE
CORDAGE, TWINE, ROPPE	NORW	8			8	NORV	CORDAGE, FICELLE, CORDE
TEXTILE FAB. MTL NES	NORW	27			27	NORV	OUVR. EN MAT. TEXT. NDA
ANIMAL OILS, EXC. MARINE	U S A			28	28	E-U	MUIL. ANIM. SAUF AN. MAR.
METALLIC SALTS	NORW	1		286	287	NORV	SELS METALLIQUES
INORGANIC CHEMS. NES	U S A			243	243	E-U	PROD. CHIM. INORG. NDA
ORGANIC CHEMICALS NES	NORW	1			1	NORV	PROD. CHIM. ORGAN. NDA
	U S A			97	97	E-U	
COMMODITY TOTAL		1		97	98		TOTAL DE MARCHANDISE
AGRICULTURAL CHEMICALS	NORW	6			6	NORV	PROD. CHIM. AGRICOLES
	U S A			129	129	E-U	
COMMODITY TOTAL		6		129	135		TOTAL DE MARCHANDISE
SYNTHETIC RUBBER	CTHER	18			18	AUTRE	CAOUTCHOUC SYNTHETIQUE
PLASTIC MATERIALS	NORW	4			4	NORV	MATIERES PLASTIQUES
	U S A			40	40	E-U	
COMMODITY TOTAL		4		40	44		TOTAL DE MARCHANDISE
CHEM. SPECIALTIES NES	NORW	143		6	149	NORV	PROD. CHIM. SPECIAUX NDA
	U S A			153	153	E-U	
COMMODITY TOTAL		143		159	302		TOTAL DE MARCHANDISE
PLATE & SHEET STEEL	NORW	1,043			1,043	NORV	TOLES, FEUILLES D'ACIER
WIRE	GER	13			13	ALL	FIL METALLIQUE
	NORW	104			104	NORV	
COMMODITY TOTAL		117			117		TOTAL DE MARCHANDISE
ALUMINUM	U K			397	397	R U	ALUMINIUM
	NORW			197	197	NORV	
	OTHER			3,362	3,362	AUTRE	
COMMODITY TOTAL				3,956	3,956		TOTAL DE MARCHANDISE
COPPER AND ALLOYS	NORW	579			579	NORV	CUIVRE ET ALLIAGES
NICKEL AND ALLOYS	NORW	2			2	NORV	NICKEL ET ALLIAGES
ZINC AND ALLOYS	NORW			476	476	NORV	ZINC ET ALLIAGES
	U S A			28	28	E-U	
COMMODITY TOTAL				504	504		TOTAL DE MARCHANDISE
METAL FAB. BASIC PROD.	NORW	37			37	NORV	OUVR. DE BASE EN METAL

TABLE 1. CARGOES LOADED AT CANADIAN PORTS FOR FOREIGN COUNTRIES IN 1975.

TABLEAU 1. MARCHANDISES CHARGÉES DANS LES PORTS CANADIENS A DESTINATION DE PAYS ÉTRANGERS EN 1975.

COUNTRY OF DESTINATION AND KIND OF CARGO	REGISTRY OF VESSEL	ATLANTIC ATLANTIQUE	GREAT LAKES GRANDS LACS	PACIFIC PACIFIQUE	TOTAL TOTAL	IMMATIC. DU NAVIRE	PAYS DE DESTINATION ET MARCHANDISE
MALAYSIA	CCNT.						MALAISIE SUITE
	U S A			2	2	E-U	
	OTHER			1	1	AUTRE	
COMMODITY TOTAL		37		3	40		TOTAL DE MARCHANDISE
BRICKS, TILES NES	NORW	176			176	NORV	BRIQUES, TUILLES NDA
MISC. FABRICATED PROD.	NORW	97			97	NORV	OUVRAGES DIVERS
MACHINERY NES	NORW	13		1	14	NORV	MACHINES NDA
PASS. AUTOS AND CHASSIS	NORW	1			1	NORV	VOITURES PART., CHASSIS
TRUCKS AND CHASSIS	NORW			18	18	NORV	CAMIONS ET CHASSIS
MOTOR VEHICLE ENGINES	GER	1			1	ALL	MOTEURS DE VEH. AUTOM.
	NORW	1		1	2	NORV	
COMMODITY TOTAL		2		1	3		TOTAL DE MARCHANDISE
ROAD MOTOR VEH. NES	NORW			90	90	NORV	VEH. AUTOM. ROUTIERS NDA
SHIPS, AIRCRAFT, MIS. VEH	NORW	1			1	NORV	NAVIRES, AVIONS, VEH. DIV
RUBBER TIRES AND TUBES	NORW	24			24	NORV	PNEUS, CHAMBRES A AIR
EQUIPMENT MISC.	NORW	19			19	NORV	MATERIEL DIVERS
PERSONAL, HOUSEHOLD GOODS	NORW	120			120	NORV	ART. PERS. ET MENAGERS
	OTHER			1	1	AUTRE	
COMMODITY TOTAL		120		1	121		TOTAL DE MARCHANDISE
MISC. END PRODUCTS NES	NORW	1			1	NORV	PRODUITS FINIS DIV. NDA
GENERAL CARGO	NORW	10			10	NORV	MARCHANDISES DIVERSES
CONTAINERIZED FREIGHT	GER	65			65	ALL	FRET CONTENEURESE
	LIBER	80			80	LIBER	
	OTHER	689			689	AUTRE	
COMMODITY TOTAL		834			834		TOTAL DE MARCHANDISE
COUNTRY/REGION TOTAL		18,780*	*	25,590*	44,370*		TOTAL DE PAYS/REGION
PAKISTAN							PAKISTAN
MILK POWDER	OTHER	630			630	AUTRE	LAIT EN POUDRE
DAIRY PROD. EGGS, HONEY	NORW			1	1	NORV	PROD. LAIT., OEUFS, MIEL
WHEAT	U K	160,243			160,243	R U	BLE
	GREEK			7,440	7,440	GRECC	
	ITALY	56,357			56,357	ITAL	
	NORW	22,920			22,920	NORV	
	U S A	69,124			69,124	E-U	
COMMODITY TOTAL		308,644		7,440	316,084		TOTAL DE MARCHANDISE
NON-FERROUS MET. SCRAP	NORW			42	42	NORV	DECHETS METAL. NON FER.
	U S A			20	20	E-U	
	OTHER	19			19	AUTRE	
COMMODITY TOTAL		19		62	81		TOTAL DE MARCHANDISE
ASBESTOS	OTHER	889			889	AUTRE	AMIANTE
COTTON, TEXTILE WASTE	GREEK	220			220	GRECC	DECHETS DE COTON, TEXT.
	NORW			348	348	NORV	
	OTHER	1,059			1,059	AUTRE	
COMMODITY TOTAL		1,279		348	1,627		TOTAL DE MARCHANDISE
WASTE AND SCRAP NES	OTHER	602			602	AUTRE	DECHETS ET REBUTS NDA
RUBBER FAB. MATERIALS	OTHER	108			108	AUTRE	DEMI-PROD. CAOUTCHOUC
PULP	LIBER			348	348	LIBER	PATE
	OTHER			315	315	AUTRE	
COMMODITY TOTAL				663	663		TOTAL DE MARCHANDISE
NEWSPRINT PAPER	GREEK			4,279	4,279	GRECC	PAPIER JOURNAL
	LIBER			911	911	LIBER	
	PANAM			4,703	4,703	PANAM	
COMMODITY TOTAL				9,893	9,893		TOTAL DE MARCHANDISE
METALLIC SALTS	NORW			52	52	NORV	SELS METALLIQUES
INORGANIC CHEMS. NES	OTHER	17			17	AUTRE	PROD. CHIM. INORG. NDA
ORGANIC CHEMICALS NES	OTHER	239			239	AUTRE	PROD. CHIM. ORGAN. NDA
POTASH	GREEK			12,126	12,126	GRECC	POTASSE
FERTILIZERS NES	GREEK			18,360	18,360	GRECC	ENGRAIS CHIMIQUE NDA
	LIBER			30,135	30,135	LIBER	
COMMODITY TOTAL				48,495	48,495		TOTAL DE MARCHANDISE
SYNTHETIC RUBBER	OTHER	408	317		725	AUTRE	CAOUTCHOUC SYNTHETIQUE
PLASTIC MATERIALS	OTHER	1,503			1,503	AUTRE	MATIERES PLASTIQUES
DYESTUFF, PIGMENT, PAINT	GREEK	1			1	GRECC	MAT. COLOR. PIG. PEINTURE
	OTHER	375	5		380	AUTRE	
COMMODITY TOTAL		376	5		381		TOTAL DE MARCHANDISE
PETROL. COAL PROD. NES	OTHER	4,773			4,773	AUTRE	DERIVE PETR. CHARB. NDA
PLATE & SHEET STEEL	GREEK		1,362		1,362	GRECC	TOLES, FEUILLES D'ACIER
	OTHER		108		108	AUTRE	
COMMODITY TOTAL			1,470		1,470		TOTAL DE MARCHANDISE
STRUCTURAL SHAPES	GREEK	93			93	GRECC	PROFILES DE CONSTRUCT.
	OTHER	3,471	949		4,420	AUTRE	
COMMODITY TOTAL		3,564	949		4,513		TOTAL DE MARCHANDISE
PIPES, TUBES: IRON, STEEL	NORW			280	280	NORV	TUYAUX, TUBES: FER, ACIER
	LIBER			20,419	20,419	LIBER	
	OTHER	136			9,260	AUTRE	
COMMODITY TOTAL		136		29,959	30,095		TOTAL DE MARCHANDISE
WIRE	OTHER	81			81	AUTRE	FIL METALLIQUE
ALUMINIUM	OTHER	3,422			3,422	AUTRE	ALUMINIUM
COPPER AND ALLOYS	OTHER	1,964			1,964	AUTRE	CUIVRE ET ALLIAGES
LEAD AND ALLOYS	OTHER	1,470			1,470	AUTRE	PLOMB ET ALLIAGES
ZINC AND ALLOYS	NORW			110	110	NORV	ZINC ET ALLIAGES
	OTHER	300			300	AUTRE	
COMMODITY TOTAL		300		110	410		TOTAL DE MARCHANDISE
METAL FAB. BASIC PROD.	GREEK	8	2		10	GRECC	OUVR. DE BASE EN METAL

TABLE 1. CARGOES LOADED AT CANADIAN PORTS FOR FOREIGN COUNTRIES IN 1975.

TABLEAU 1. MARCHANDISES CHARGÉES DANS LES PORTS CANADIENS A DESTINATION DE PAYS ÉTRANGERS EN 1975.

COUNTRY OF DESTINATION AND KIND OF CARGO	REGISTRY OF VESSEL	ATLANTIC ATLANTIQUE	GREAT LAKES GRANDS LACS	PACIFIC PACIFIQUE	TOTAL TOTAL	IMMATIC. DU NAVIRE	PAYS DE DESTINATION ET MARCHANDISE
PAKISTAN CCNT.							PAKISTAN SUITE
OTHER		1,885			1,885	AUTRE	
COMMODITY TOTAL		1,893	2		1,895		TOTAL DE MARCHANDISE
MACHINERY NES	NORW			48	48	NORV	MACHINES NDA
	U S A			124	124	E-U	
	CTHER	581			581	AUTRE	
COMMODITY TOTAL		581		172	753		TOTAL DE MARCHANDISE
RAILWAY ROLLING STOCK	CTHEP	425			425	AUTRE	MAT.ROUL. DE CH. DE FER
PASS. AUTOS AND CHASSIS	CTHER	163	2		165	AUTRE	VOITURES PART. CHASSIS
TRUCKS AND CHASSIS	CTHER	181			181	AUTRE	CAMIONS ET CHASSIS
MOTOR VEHICLE ENGINES	NORW			1	1	NORV	MOTEURS DE VEH. AUTOM.
	CTHER	613			613	AUTRE	
COMMODITY TOTAL		613		1	614		TOTAL DE MARCHANDISE
ROAD MOTOR VEH. NES	GREEK		274		274	GRECQ	VEH. AUTOM. ROUTIERS NDA
	CTHER	136			136	AUTRE	
COMMODITY TOTAL		136	274		410		TOTAL DE MARCHANDISE
EQUIPMENT MISC.	GREEK	8			8	GRECQ	MATERIEL DIVERS
	U S A			83	83	E-U	
	CTHER	522			522	AUTRE	
COMMODITY TOTAL		530		83	613		TOTAL DE MARCHANDISE
PERSONAL, HOUSEHOLD GOODS	OTHER	874	512		1,386	AUTRE	ART. PERS. ET MENAGERS
CONTAINERS, CLOSURES	CTHER	315			315	AUTRE	CONTENEURS, FERMETURES
MISC. END PRODUCTS NES	GREEK	1			1	GRECQ	PRODUITS FINIS DIV. NDA
	CTHER	4			4	AUTRE	
COMMODITY TOTAL		5			5		TOTAL DE MARCHANDISE
GENERAL CARGO	GREEK	4			4	GRECQ	MARCHANDISES DIVERSES
	CTHER	35			35	AUTRE	
COMMODITY TOTAL		39			39		TOTAL DE MARCHANDISE
COUNTRY/REGION TOTAL		336,179*	3,531*	109,406*	449,116*		TOTAL DE PAYS/REGION
SINGAPORE							SINGAPOUR
MEAT, FRESH OR FROZEN	NORW	80		2	82	NORV	VIANDE, FRAICHE / CONG.
MEAT AND MEAT PREP. NES	U S A			1	1	E-U	VIANDES ET PREP. NDA
FISH, FRESH OR FROZEN	NORW			24	24	NORV	POISSON, FRAIS OU CONG.
FISH, CANNED	NORW	1,612		11	1,623	NORV	POISSON EN BOITES
SHELL FISH, NES	U S A			11	11	E-U	MOLLUSQUES CRUST. NDA
FRUIT	CTHER			3,527	3,527	AUTRE	SEIGLE
APPLES	U S A			55	55	E-U	POMMES
FRUIT JUICES	NORW			12	12	NORV	JUS DE FRUIT
FRUITS, PREP. CANNED	NORW			49	49	NORV	FRUITS PREP. EN BOITE
VEGETABLES, FROZEN	NORW			1	1	NORV	LEGUMES, CONGELÉS
VEGETABLES, DRIED	CTHER			713	713	AUTRE	LEGUMES, SECS
VEGETABLE PREP. NES	NORW	16		2	18	NORV	PREP. DE LEGUMES NDA
	U S A			7	7	E-U	
COMMODITY TOTAL		16		9	25		TOTAL DE MARCHANDISE
SYRUP	NORW	4			4	NORV	SIROP
MISC. FOOD PREP. NES	GER	2			2	ALL	DIV. PREP. ALIM. NDA
	NORW	88		11	99	NORV	
COMMODITY TOTAL		90		11	101		TOTAL DE MARCHANDISE
CONC. COMPLETE FEEDS	GER	6			6	ALL	CONC., PROV. COMPLETES
	NORW	12		17	29	NORV	
COMMODITY TOTAL		18		17	35		TOTAL DE MARCHANDISE
ASBESTOS	GER	100			100	ALL	AMIANTE
	NORW	1,335			1,335	NORV	
	OTHER			1,000	1,000	AUTRE	
COMMODITY TOTAL		1,435		1,000	2,435		TOTAL DE MARCHANDISE
LEATHER	NORW	1			1	NORV	CUIR
WOOD FAB. MATERIALS	NORW	5			5	NORV	DEMI-PRODUITS EN BOIS
PULP	NORW			54	54	NORV	PATE
	U S A			229	229	E-U	
	OTHER			846	846	AUTRE	
COMMODITY TOTAL				1,129	1,129		TOTAL DE MARCHANDISE
NEWSPRINT PAPER	GER	540			540	ALL	PAPIER JOURNAL
	GREEK	1,126			1,126	GRECQ	
	NORW	551			551	NORV	
COMMODITY TOTAL		2,217		18,124	18,124	AUTRE	TOTAL DE MARCHANDISE
PAPER NES	CTHER			423	423	AUTRE	PAPIER NDA
PAPERBOARD	NORW			536	536	NORV	CARTON
BLDG. PAPER AND BOARD	NORW	58			58	NORV	PLAQ. CONSTR., PAP. CART.
TEXTILE FAB. MTL NES	GER	2			2	ALL	OUVR. EN MAT. TEXT. NDA
	NORW	1			1	NORV	
COMMODITY TOTAL		3			3		TOTAL DE MARCHANDISE
METALLIC SALTS	NORW			123	123	NORV	SELS METALLIQUES
INORGANIC CHEMS. NES	NORW	18			18	NORV	PROD. CHIM. INORG. NDA
POTASH	LIBER			17,920	17,920	LIBER	POTASSE
AGRICULTURAL CHEMICALS	NORW	2			2	NORV	PROD. CHIM. AGRICOLES
SYNTHETIC RUBBER	NORW	16			16	NORV	CAOUTCHOUC SYNTHETIQUE
PLASTIC MATERIALS	NORW	50			50	NORV	MATIERES PLASTIQUES
DYESTUFF, PIGMENT, PAINT	NORW	18			18	NORV	MAT. COULDR. PIG. PEINTURE
CHEM. SPECIALTIES NES	NORW	2			2	NORV	PROD. CHIM. SPECIAUX NDA
PLATE & SHEET STEEL	NORW			28	28	NORV	TOLES, FEUILLES D'ACIER
PIPES, TUBES: IRON, STEEL	NORW			5	5	NORV	TUYAUX, TUBES: FER, ACIER
	PANAM			2,940	2,940	PANAM	
COMMODITY TOTAL				2,945	2,945		TOTAL DE MARCHANDISE

TABLE 1. CARGOES LOADED AT CANADIAN PORTS FOR FOREIGN COUNTRIES IN 1975.

COUNTRY OF DESTINATION AND KIND OF CARGO		REGISTRY OF VESSEL	ATLANTIC ATLANTIQUE	GREAT LAKES GRANDS LACS	PACIFIC PACIFIQUE	TOTAL TOTAL	IMMATIC. DU NAVIRE	PAYS DE DESTINATION ET MARCHANDISE
SINGAPORE CCNT.								SINGAPOUR SUITE
COPPER AND ALLOYS		NORW	22			22	NORV	CUIVRE ET ALLIAGES
ZINC AND ALLOYS		CER	82			82	ALL	ZINC ET ALLIAGES
		NORW	1,234			2,018	NORV	
		U S A			784	336	E-U	
COMMODITY TOTAL			1,316		1,120	2,436		TOTAL DE MARCHANDISE
METAL FAB. BASIC PROD.		GER	2			2	ALL	OUVR. DE BASE EN METAL
		NORW	267		2	269	NORV	
COMMODITY TOTAL			269		2	271		TOTAL DE MARCHANDISE
BRICKS, TILES NES		NORW	130			130	NORV	BRIQUES, TILES NDA
ASBESTOS BASIC PROD.		NORW	132			132	NORV	OUVR. DE BASE AMIANTE
MISC. FABRICATED PROD.		NORW	80			80	NORV	OUVRAGES DIVERS
TRACTORS		NORW	90			90	NORV	TRACTEURS
		U S A			129	129	E-U	
COMMODITY TOTAL			90		129	219		TOTAL DE MARCHANDISE
MACHINERY NES		GER	20			20	ALL	MACHINES NDA
		NORW	182		90	272	NORV	
		U S A			52	52	E-U	
COMMODITY TOTAL			202		142	344		TOTAL DE MARCHANDISE
TRUCKS AND CHASSIS		NORW			28	28	NORV	CAMIONS ET CHASSIS
MOTOR VEHICLE ENGINES		NORW			4	4	NORV	MOTEURS DE VEH. AUTOM.
ROAD MOTOR VEH. NES		NORW	167		40	207	NORV	VEH. AUTOM. ROUTIERS NDA
SHIPS, AIRCRAFT, MIS. VEH		NORW			1	1	NORV	NAVIRES, AVIONS, VEH. DIV
EQUIPMENT MISC.		GER	6			6	ALL	MATERIEL DIVERS
		NORW	73		1	74	NORV	
COMMODITY TOTAL			167		1	171		TOTAL DE MARCHANDISE
PERSONAL, HOUSEHOLD GOODS		NORW	11		4	15	NORV	ART. PERS. ET MENAGERS
		U S A			20	20	E-U	
		CTHER			5	5	AUTRE	
COMMODITY TOTAL			11		29	40		TOTAL DE MARCHANDISE
MISC. END PRODUCTS NES		NORW	4		2	6	NORV	PRODUITS FINIS DIV. NDA
		CTHER			1	1	AUTRE	
COMMODITY TOTAL			4		3	7		TOTAL DE MARCHANDISE
GENERAL CARGO		NORW	3		4	7	NORV	MARCHANDISES DIVERSES
CONTAINERIZED FREIGHT		GER	701			701	ALL	FRET CONTENEURESE
		LIBER	152		35	187	LIBER	
		CTHER	183		49	232	AUTRE	
COMMODITY TOTAL			1,036		84	1,120		TOTAL DE MARCHANDISE
COUNTRY/REGION TOTAL			9,186*	*	48,258*	57,444*		TOTAL DE PAYS/REGION
BURMA								BIRMANIE
MACHINERY NES		U K		14		14	R U	MACHINES NDA
PERSONAL, HOUSEHOLD GOODS		U K		1		1	R U	ART. PERS. ET MENAGERS
COUNTRY/REGION TOTAL			*	15*	*	15*		TOTAL DE PAYS/REGION
PEOPLE R CHINA								REP. PDP. CHINE
WHEAT		U K	48,269		28,112	76,381	R U	BLE
		GER	22,316			22,316	ALL	
		GREEK	151,559		149,889	301,448	GRECC	
		LIBER	109,774		20,608	130,382	LIBER	
		PANAM	22,781			22,781	PANAM	
		CTHER	182,179		1,457,656	1,639,837	AUTRE	
COMMODITY TOTAL			536,878		1,656,267	2,193,145		TOTAL DE MARCHANDISE
IRON AND STEEL SCRAP		GREEK	43,960			43,960	GRECC	DECHETS DE FER, OACIER
SULPHUR IN ORES		GREEK			48,993	48,993	GRECC	SOUFRE EN MINERAI
PULP		GREEK			38,959	38,959	GRECC	PATE
		LIBER			42,750	42,750	LIBER	
		CTHER			11,538	11,538	AUTRE	
COMMODITY TOTAL			1,850		93,247	93,247		TOTAL DE MARCHANDISE
PAPERBOARD		GREEK				1,850	GRECC	CARTON
ANIMAL OILS, EXC. MARINE		GREEK			2,964	2,964	GRECC	HUIL. ANIM. SAUF AN. MAR.
INORGANIC CHEMS. NES		GREEK			2	2	GRECC	PROD. CHIM. INORG. NDA
POTASH		GREEK			87,204	87,204	GRECC	POTASSE
		LIBER			28,138	28,138	LIBER	
		CTHER			21,923	21,923	AUTRE	
COMMODITY TOTAL			3		137,265	137,265		TOTAL DE MARCHANDISE
AGRICULTURAL CHEMICALS		GREEK				3	GRECC	PROD. CHIM. AGRICOLES
ALUMINUM		U K	11,359			11,359	R U	ALUMINIUM
		GREEK	10,141		5,511	15,652	GRECC	
		PANAM	8,562			8,562	PANAM	
		CTHER	6,330			6,330	AUTRE	
COMMODITY TOTAL			36,392		5,511	41,903		TOTAL DE MARCHANDISE
COPPER AND ALLOYS		GREEK	4,960			4,960	GRECC	CUIVRE ET ALLIAGES
LEAD AND ALLOYS		U K	2,206			2,206	R U	PLOMB ET ALLIAGES
		GREEK			2,759	4,965	GRECC	
		LIBER			6,061	6,061	LIBER	
		CTHER	1,102			1,102	AUTRE	
COMMODITY TOTAL			5,514		8,820	14,334		TOTAL DE MARCHANDISE
ZINC AND ALLOYS		GREEK	569			569	GRECC	ZINC ET ALLIAGES
MACHINERY NES		GREEK	6		8	14	GRECC	MACHINES NDA
RUBBER TIRES AND TUBES		GREEK			3	3	GRECC	PNEUS, CHAMBRES A AIR
EQUIPMENT MISC.		GREEK			1	1	GRECC	MATERIEL DIVERS
PERSONAL, HOUSEHOLD GOODS		GREEK			1	1	GRECC	ART. PERS. ET MENAGERS

TABLE 1. CARGES LOADED AT CANADIAN PORTS FOR FOREIGN COUNTRIES IN 1975.

TABLEAU 1. MARCHANDISES CHARGÉES DANS LES PORTS CANADIENS A DESTINATION DE PAYS ÉTRANGERS EN 1975.

COUNTRY OF DESTINATION AND KIND OF CARGO	REGISTRY OF VESSEL	ATLANTIC ATLANTIQUE	GREAT LAKES GRANDS LACS	PACIFIC PACIFIQUE	TOTAL TOTAL	IMMATIC. OU NAVIRE	PAYS DE DESTINATION ET MARCHANDISE
PEOPLE R CHINA CCNT. CONTAINERS,CLOSURES	GREEK LIBER			498 209	498 209	GRECC LIBER	REP.POP. CHINE SUITE CONTENEURS,FERMETURES
COMMODITY TOTAL				707	707		TOTAL DE MARCHANDISE
GENERAL CARGO	GREEK OTHER			11 91	11 91	GRECC AUTRE	MARCHANDISES DIVERSES
COMMODITY TOTAL				102	102		TOTAL DE MARCHANDISE
COUNTRY/REGION TOTAL		630,132*	*	1,953,891*	2,584,023*		TOTAL DE PAYS/REGION
INDONESIA							INDONESIE
WHEAT	LIBER			20,602	20,602	LIBER	BLE
APPLES	U S A			182	182	E-U	POMMES
VEGETABLE PREP.NES	NORW	5			5	NORV	PREP. DE LEGUMES NDA
MISC.FOOD PREP.NES	NORW	5			5	NORV	DIV.PREP.ALIM.NDA
ASBESTOS	GER	202			202	ALL	AMIANTE
COMMODITY TOTAL	NORW	2,001			2,001	NORV	
SULPHUR IN DRES	GREEK LIBER	2,203		24,240	24,240	GRECC LIBER	TOTAL DE MARCHANDISE SOUFRE EN MINERAI
COMMODITY TOTAL				9,405	9,405		
COTTON,TEXTILL WASTE	NORW U S A	6		23	23	NORV E-U	TOTAL DE MARCHANDISE DECHETS DE COTON,TEXT.
COMMODITY TOTAL				23	23		
RUBBER FAB.MATERIALS	JAPAN		25		25	JAPON	TOTAL DE MARCHANDISE GEMI-PROD.CAOUTCHUC
PULP	U S A			365	365	E-U	PATE
NEWSPRINT PAPER	GREEK NORW LIBER			2,959	2,959	GRECC NORV LIBER	PAPIER JOURNAL
	JAPAN	513		2,491	2,491	JAPON	
	PANAM	600	3,600		4,200	PANAM	
	OTHER	1,401		3,630	5,031	AUTRE	
COMMODITY TOTAL		3,088	3,600	9,080	15,768		TOTAL DE MARCHANDISE
PAPER NES	CTHER			321	321	AUTRE	PAPIER NDA
PAPERBOARD	NORW	190			190	NORV	CARTON
BLDG.PAPER AND BOARD	JAPAN		300		300	JAPON	PLAQ.CONSTR.,PAP/CART.
WET MACHINE BOARD	NORW	6			6	NORV	CARTON EN PATE PRESSE
TEXTILE FAB.MTL NES	NORW	1			1	NORV	OUVR.EN MAT.TEXT.NDA
OILS,FATS,WAXES NES	GREEK			213	213	GRECC	HUIL.MAT.GRAS.CIRE NDA
METALLIC SALTS	NORW U S A			17 50	17 50	NORV E-U	SELS METALLIQUES
COMMODITY TOTAL				67	67		TOTAL DE MARCHANDISE
INORGANIC CHEMS. NES	NORW			200	200	NORV	PROD.CHIM.INORG.NDA
PLASTIC MATERIALS	JAPAN		35		35	JAPON	MATIERES PLASTIQUES
DYESTUFF,PIGMENT,PAINT	NORW	4			4	NORV	MAT.COLOR.PIG.PEINTURE
STRUCTURAL SHAPES	LIBER			1,174	1,174	LIBER	PROFILES DE CONSTRUCT.
COMMODITY TOTAL	JAPAN		600		600	JAPON	
PIPES,TUBES:IRON,STEEL	LIBER		600		1,774	LIBER	TOTAL DE MARCHANDISE TUYAUX,TUBES:FER,ACIER
COMMODITY TOTAL	JAPAN		55		55	JAPON	
ALUMINUM	NORW		55	1	56		TOTAL DE MARCHANDISE
NON-FERROUS METALS NES	JAPAN		25	1,218	1,218	NORV	ALUMINIUM
METAL FAB.BASIC PROD.	NORW	23			25	JAPON	METAUX NON-FERREUX NDA
COMMODITY TOTAL	JAPAN		400		400	JAPON	OUVR.DE BASE EN METAL
CEMENT BASIC PROD.	JAPAN	23			423		TOTAL DE MARCHANDISE
NON-MET.MIN.BASIC PROD	JAPAN		35		35	JAPON	OUVR.DE BASE CIMENT
MISC.FABRICATED PROD.	JAPAN		100		100	JAPON	PROD.MIN.NON-MET.BASE
MACHINERY NES	NORW	76			65	NORV	OUVRAGES DIVERS
COMMODITY TOTAL	JAPAN		350		76	NORV	MACHINES NDA
MOTOR VEHICLE ENGINES	NORW	76	350		426		TOTAL DE MARCHANDISE
SHIPS,AIRCRAFT,MIS.VEH	NORW	15			15	NORV	MCTEURS DE VEH.AUTOM.
EQUIPMENT MISC.	NORW	16			16	NORV	NAVIRES,AVIONS,VEH.DIV
COMMODITY TOTAL	JAPAN	14	1,015		1,015	NORV	MATERIEL DIVERS
PERSONAL,HOUSEHOLD GOODS	NORW	14	1,015		1,029	JAPON	TOTAL DE MARCHANDISE
COMMODITY TOTAL	U S A	1		7	1	NORV	ART.PERS.ET MENAGERS
CONTAINERS,CLOSURES	NORW	1		7	8	E-U	TOTAL DE MARCHANDISE
MISC. END PRODUCTS NES	NORW	2			2	NORV	CONTENEURS,FERMETURES
	NORW			1	1	NORV	PRODUITS FINIS DIV.NDA
	LIBER			555	555	LIBER	
	JAPAN		6		6	JAPON	
COMMODITY TOTAL			6	556	562		TOTAL DE MARCHANDISE
GENERAL CARGO	JAPAN		56		56	JAPON	MARCHANDISES DIVERSES
COUNTRY/REGION TOTAL		5,655*	6,667*	67,654*	79,976*		TOTAL DE PAYS/REGION
JAPAN							JAPON
MEAT,FRESH OR FROZEN	U S A			54	54	E-U	VIANDE,FRAICHE / CONG.
FISH,FRESH OR FROZEN	JAPAN			6,532	6,532	JAPON	POISSON,FRAIS OU CONG.
SHELL FISH,NES	JAPAN			736	736	JAPON	MOLLUSQUES CRUST.,NDA
BARLEY	U K			47,432	47,432	P U	ORGE
	GER			15,266	15,266	ALL	

TABLE 1. CARGOES LOADED AT CANADIAN PORTS FOR FOREIGN COUNTRIES IN 1975.

TABLEAU 1. MARCHANDISES CHARGÉES DANS LES PORTS CANADIENS A DESTINATION DE PAYS ÉTRANGERS EN 1975.

COUNTRY OF DESTINATION AND KIND OF CARGO	REGISTRY OF VESSEL	ATLANTIC ATLANTIQUE	GREAT LAKES GRANDS LACS	PACIFIC PACIFIQUE	TOTAL TOTAL	IMMATIC. DU NAVIRE	PAYS DE DESTINATION ET MARCHANDISE
JAPAN	CONT.						JAPON
	GREEK			139,127	139,127	GRECO	SUITE
	NETH			691	691	P.BAS	
	NCRW			54,920	54,920	NORV	
	LIBER			492,159	492,159	LIBER	
	JAPAN			123,484	123,484	JAPON	
	PANAM			70,554	70,554	PANAM	
	CTHER			97,646	97,646	AUTRE	
COMMODITY TOTAL				1,041,279	1,041,279		TOTAL DE MARCHANDISE
RYE	U K			882	882	R U	SEIGLE
	GER			1,406	1,406	ALL	
	ITALY			1,047	1,047	ITAL	
	NORW			12,484	12,484	NORV	
	SWEDN			3,472	3,472	SUEDE	
	LIBER			19,860	19,860	LIBER	
	JAPAN			16,022	16,022	JAPON	
	PANAM			3,484	3,484	PANAM	
	CTHER			1,157	1,157	AUTRE	
COMMODITY TOTAL				59,814	59,814		TOTAL DE MARCHANDISE
WHEAT	U K			17,940	17,940	R U	BLE
	GER			19,841	19,841	ALL	
	GREEK			299,810	299,810	GRECO	
	NORW			19,840	19,840	NORV	
	LIBER			510,599	510,599	LIBER	
	JAPAN			357,227	357,227	JAPON	
	PANAM			129,155	129,155	PANAM	
	CTHER			146,064	146,064	AUTRE	
COMMODITY TOTAL				1,500,476	1,500,476		TOTAL DE MARCHANDISE
CEREALS UNMILLED, NES	U K			1,102	1,102	R U	CEREALES NON MOUL., NDA
	NORW			4,392	4,392	NORV	
	LIBER			2,385	2,389	LIBER	
	JAPAN			950	950	JAPON	
COMMODITY TOTAL				8,833	8,833		TOTAL DE MARCHANDISE
MALT AND MALT FLCUR	U S A			908	908	E-U	MALT ET FARINE DE MALT
FRUITS, PREP. CANNED	U S A			56	56	E-U	FRUITS PREP. EN BOITE
COCCA AND CHOCOLATE	U S A			12	12	E-U	CACAO ET CHOCOLAT
MISC. FOOD PREP. NES	U S A			6	6	E-U	DIV. PREP. ALIM. NDA
HAY, FORAGE, STRAW	CTHER			1,680	1,680	AUTRE	FOIN, FOURRAGE, PAILLE
HULLS, SCREENINGS, CHAFF	LIBER			1,518	1,518	LIBER	ECOLURES, CRIBLURES, BAL
	JAPAN			3,382	3,382	JAPON	
COMMODITY TOTAL				4,900	4,900		TOTAL DE MARCHANDISE
BRAN, SHORTS, MIDDINGS	LIBER			3,786	3,786	LIBER	SON, ISSUES DE CEREALES
	CTHER			5,135	5,135	AUTRE	
COMMODITY TOTAL				8,921	8,921		TOTAL DE MARCHANDISE
FEEDS, VEGETABLE ORIGIN	U K			2,184	2,184	R U	PROV. D'ORIGINE VEGETALE
	NCRW			5,790	5,790	NORV	
	LIBER			3,425	3,425	LIBER	
	JAPAN			8,763	8,763	JAPON	
COMMODITY TOTAL				20,162	20,162		TOTAL DE MARCHANDISE
CONC. COMPLETE FEEDS	U K			7,758	7,758	R U	CONC., PROV. COMPLETES
	GER			4,450	4,450	ALL	
	GREEK			3,802	3,802	GRECO	
	ITALY			686	686	ITAL	
	NORW			15,837	15,837	NORV	
	SWEDN			1,967	1,967	SUEDE	
	LIBER			32,110	32,110	LIBER	
	JAPAN			30,675	30,675	JAPON	
	PANAM			13,988	13,988	PANAM	
	CTHER			19,175	19,175	AUTRE	
COMMODITY TOTAL				130,448	130,448		TOTAL DE MARCHANDISE
SEEDS FOR SOWING NES	U S A			20	20	E-U	GRAINES DE SEMENCE NDA
FLAXSEED	U K			7,934	7,934	R U	GRAINE DE LIN
	GER			1,703	1,703	ALL	
	ITALY			5,662	5,662	ITAL	
	NORW			13,630	13,630	NORV	
	SWEDN			4,642	4,642	SUEDE	
	LIBER			28,235	28,239	LIBER	
	JAPAN			11,270	11,270	JAPON	
	PANAM			5,527	5,527	PANAM	
	CTHER			838	838	AUTRE	
COMMODITY TOTAL				79,445	79,445		TOTAL DE MARCHANDISE
MUSTARD SEED	NORW			2,177	2,177	NORV	GRAINE DE MOUTARDE
	JAPAN			1,466	1,466	JAPON	
	PANAM			1,472	1,472	PANAM	
	CTHER			1,168	1,168	AUTRE	
COMMODITY TOTAL				6,283	6,283		TOTAL DE MARCHANDISE
RAPESEED	U K			71,498	71,498	R U	GRAINE DE COLZA
	GER			1,064	1,064	ALL	
	GREEK			24,679	24,679	GRECO	
	ITALY			12,462	12,462	ITAL	
	NORW			179,744	179,744	NORV	
	SWEDN			14,286	14,286	SUEDE	
	LIBER			172,394	172,394	LIBER	
	JAPAN			132,893	132,893	JAPON	
	PANAM			68,775	68,775	PANAM	
	CTHER			31,497	31,497	AUTRE	
COMMODITY TOTAL				709,292	709,292		TOTAL DE MARCHANDISE

TABLE 1. CARGOES LOADED AT CANADIAN PORTS FOR FOREIGN COUNTRIES IN 1975.

TABLEAU 1. MARCHANDISES CHARGÉES DANS LES PORTS CANADIENS A DESTINATION DE PAYS ÉTRANGERS EN 1975.

COUNTRY OF DESTINATION AND KIND OF CARGO	REGISTRY OF VESSEL	ATLANTIC ATLANTIQUE	GREAT LAKES GRANDS LACS	PACIFIC PACIFIQUE	TOTAL TOTAL	IMMATIC. DU NAVIRE	PAYS DE DESTINATION ET MARCHANDISE
JAPAN SOYA BEANS	U K	10,300			10,300	R U	JAPON SUITE
	DENMK	27,250			27,250	DANMK	GRAINE DE SOYA
	CFR	6,113			6,113	ALL	
	GREEK	53,439			53,439	GRECO	
	LIBER	9,400			9,400	LIBER	
	CTHER	28,000			28,000	AUTRE	
COMMODITY TOTAL		134,502			134,502		TOTAL DE MARCHANDISE
OIL SEEDS, NUTS NES LOGS	LIBER			560	560	LIBER	GRAINES, NOIX OLEAG. NDA
	LIBER			22,992	22,992	LIBER	BILLES
	JAPAN			45,670	45,670	JAPON	
	PANAM			44,991	44,991	PANAM	
	CTHER			14,505	14,505	AUTRE	
COMMODITY TOTAL				128,158	128,158		TOTAL DE MARCHANDISE
PULPWOOD	LIBER			14,000	14,000	LIBER	BOIS A PATE
	JAPAN			45,698	45,698	JAPON	
	CTHER			59,698	59,698		
COMMODITY TOTAL				65,797	65,797		TOTAL DE MARCHANDISE
COPPER ORE AND CONC.	U K	5,434			5,434	R U	MINERAI, CONC. CUIVRE
	GREEK			58,786	58,786	GRECC	
	NETH			19,890	19,890	P. BAS	
	NORW			62,974	62,974	NORV	
	LIBER			245,819	245,819	LIBER	
	JAPAN			138,960	138,960	JAPON	
	PANAM			41,502	41,502	PANAM	
	CTHER			30,781	30,781	AUTRE	
COMMODITY TOTAL		5,434		664,509	669,943		TOTAL DE MARCHANDISE
IRON ORE AND CONC	U K	572,646			572,646	R U	MINERAI, CONC. DE FER
	ITALY	283,360			283,360	ITAL	
	NORW	156,800		70,982	227,783	NORV	
	SWEDN			176,617	176,617	SUEDE	
	LIBER	1,217,112		14,000	1,231,112	LIBER	
	JAPAN	969,158		783,839	1,752,997	JAPON	
	PANAM	147,280			147,280	PANAM	
	CTHER	128,800			128,800	AUTRE	
COMMODITY TOTAL		3,475,156		1,045,439	4,520,595		TOTAL DE MARCHANDISE
LEAD ORE AND CONC.	GREEK			5,935	5,935	GRECC	MINERAI, CONC. DE PLOMB
	SWEDN			8,000	8,000	SUEDE	
	LIBER			6,720	6,720	LIBER	
	CTHER			10,720	10,720	AUTRE	
COMMODITY TOTAL				31,375	31,375		TOTAL DE MARCHANDISE
TITANIUM ORE	LIBER	54,320			54,320	LIBER	MINERAI DE TITANE
ZINC ORE AND CONC.	U K	29,620			29,620	R U	MINERAI, CONC. DE ZINC
	NORW	27,359			27,359	NORV	
	LIBER	26,908		19,282	46,190	LIBER	
	JAPAN			23,507	23,507	JAPON	
COMMODITY TOTAL		83,887		42,789	126,676		TOTAL DE MARCHANDISE
SLAG, CROSS-BY-PRODUCTS	LIBER	53,140			53,140	LIBER	POUS. GUEUL. SCOR. PROD.
	JAPAN	2,800			2,800	JAPON	
	OTHER	18,000			18,000	AUTRE	
COMMODITY TOTAL		73,940			73,940		TOTAL DE MARCHANDISE
COAL, BITUMINOUS	U K			338,018	338,018	R U	CHARBON BITUMINEUX
	GER			44,800	44,800	ALL	
	GREEK			687,546	687,546	GRECC	
	NETH			113,344	113,344	P. BAS	
	NORW			813,166	813,166	NORV	
	LIBER			1,973,330	1,973,330	LIBER	
	JAPAN			6,020,029	6,020,029	JAPON	
	PANAM			365,914	365,914	PANAM	
	CTHER			445,432	445,432	AUTRE	
COMMODITY TOTAL				10,801,579	10,801,579		TOTAL DE MARCHANDISE
COAL, NES	U K			17,150	17,150	R U	CHARBON, NDA
	GREEK			35,279	35,279	GRECC	
	LIBER			13,070	13,070	LIBER	
	JAPAN			21,105	21,105	JAPON	
COMMODITY TOTAL				86,604	86,604		TOTAL DE MARCHANDISE
ASBESTOS	LIBER	1,509			1,509	LIBER	AMIANTE
LUMBER AND TIMBER	U K			103,507	103,507	R U	BOIS OEUVRE ET CHARP.
	DENMK			29,978	29,978	DANMK	
	GREEK			23,781	23,781	GRECC	
	NORW			185,158	185,158	NORV	
	SWEDN			23,289	23,289	SUEDE	
	LIBER			18,588	18,588	LIBER	
	JAPAN			30,952	30,952	JAPON	
	PANAM			17,967	17,967	PANAM	
	U S A			473	473	E-U	
	CTHER			172,797	172,797	AUTRE	
COMMODITY TOTAL				606,490	606,490		TOTAL DE MARCHANDISE
SHINGLES AND SHAKES	NORW			4	4	NORV	BARDEAUX, BARO. FACADE
	CTHER			2	2	AUTRE	
COMMODITY TOTAL				6	6		TOTAL DE MARCHANDISE
VENEER, PLYWOOD	U K			86	86	R U	PLACAGES, CONTRE-PLAQ.
	GREEK			139	139	GRECC	
	NORW			2	2	NORV	
	CTHER			13	13	AUTRE	
COMMODITY TOTAL				240	240		TOTAL DE MARCHANDISE
PULP	U K	34,603			34,603	R U	PATE
	GREEK			118,154	152,757	GRECC	
	CTHER			1,864	1,864		

TABLE 1. CARGOES LOADED AT CANADIAN PORTS FOR FOREIGN COUNTRIES IN 1975.

COUNTRY OF DESTINATION AND KIND OF CARGO		REGISTRY OF VESSEL	ATLANTIC ATLANTIQUE	GREAT LAKES GRANDS LACS	PACIFIC PACIFIQUE	TOTAL TOTAL	IMMATIC. DU NAVIRE	PAYS DE DESTINATION ET MARCHANDISE
JAPAN	CCAT.	NORW	20,647		204,528	225,175	NORV	JAPDN SUITE
		LIBER	13,104		13,414	26,518	LIBER	
		CTHER			45,538	45,538	AUTRE	
COMMODITY TOTAL			68,354		383,498	451,852		TOTAL DE MARCHANDISE
NEWSPRINT PAPER		NORW	400			400	NORV	PAPIER JOURNAL
		LIBER	440			440	LIBER	
		JAPAN	1,505			1,505	JAPDN	
		PANAM	1,000			1,000	PANAM	
COMMODITY TOTAL			3,345			3,345		TOTAL DE MARCHANDISE
PAPER NES		NORW			2,370	2,370	NORV	PAPIER NDA
		CTHER			3,625	3,625	AUTRE	
COMMODITY TOTAL					5,995	5,995		TOTAL DE MARCHANDISE
PAPERBOARD		U K			4,643	4,643	R U	CARTON
		NORW			15,015	15,015	NORV	
		LIBER			2,249	2,249	LIBER	
		CTHER			2,002	2,002	AUTRE	
COMMODITY TOTAL					23,909	23,909		TOTAL DE MARCHANDISE
ANIMAL OILS, EXC. MARINE		U K			666	666	R U	HUIL. ANIM. SAUF AN. MAR.
		LIBEP			10,056	10,056	LIBER	
COMMODITY TOTAL					10,764	10,764		TOTAL DE MARCHANDISE
VEG. OILS, FATS NES		U K			1,102	1,102	R U	HUIL. MAT. GRAS. VEG. NDA
		NORW			1,094	1,094	NORV	
		LIBER			330	330	LIBER	
COMMODITY TOTAL					2,526	2,526		TOTAL DE MARCHANDISE
POTASH		GER			17,263	17,263	ALL	POTASSE
		GREEK			74,252	74,252	GRECC	
		NORW			17,748	17,748	NORV	
		LIBER			174,485	174,485	LIBER	
		JAPAN			164,241	164,241	JAPDN	
		PANAM			111,053	111,053	PANAM	
		CTHER			98,369	98,369	AUTRE	
COMMODITY TOTAL					657,415	657,415		TOTAL DE MARCHANDISE
COKE		LIBER			25,890	25,890	LIBER	COKE
		JAPAN			55,260	55,260	JAPDN	
		PANAM			12,320	12,320	PANAM	
		CTHER			27,440	27,440	AUTRE	
COMMODITY TOTAL					120,910	120,910		TOTAL DE MARCHANDISE
PETROL. COAL PROO. NES		LIBER			18,450	18,450	LIBER	DERIVE PETR. CHARB. NDA
		JAPAN			242,007	242,007	JAPDN	
COMMODITY TOTAL					260,457	260,457		TOTAL DE MARCHANDISE
PIPES, TUBES: IRON, STEEL		JAPAN		17		17	JAPDN	TUYAUX, TUBES: FER, ACIER
ALUMINUM		U K			1,500	1,500	R U	ALUMINIUM
		NORW			34,851	34,851	NORV	
		LIBER			9,921	9,921	LIBER	
		CTHER			5,907	5,907	AUTRE	
COMMODITY TOTAL					52,179	52,179		TOTAL DE MARCHANDISE
TRACTORS		U S A			405	405	E-U	TRACTEURS
MACHINERY NES		U S A			199	199	E-U	MACHINES NDA
MOTOR VEHICLE ENGINES		CTHER			1	1	AUTRE	MOTEURS DE VEH. AUTOM.
EQUIPMENT MISC.		U S A			4	4	E-U	MATERIEL DIVERS
GENERAL CARGO		U S A			60	60	E-U	MARCHANDISES DIVERSES
CONTAINERIZED FREIGHT		U K			302	302	R U	FRET CONTENEURESE
		GER	8,121			8,121	ALL	
		SWEDN	174			174	SUEDE	
		LIBER	7,882		1,514	9,396	LIBER	
		JAPAN	30,783		176,935	207,718	JAPDN	
		CTHER	8,612		8,077	16,689	AUTRE	
COMMODITY TOTAL			55,572		186,828	242,400		TOTAL DE MARCHANDISE
CCUNTRY/REGION TOTAL			3,956,019*	17*	18,752,454*	22,708,490*		TOTAL DE PAYS/REGION
KOREA - SOUTH								COREE DU SUD
FISH, FRESH OR FROZEN		JAPAN			2,583	2,583	JAPDN	POISSON, FRAIS OU CONG.
		CTHER			339	339	AUTRE	
COMMODITY TOTAL					2,922	2,922		TOTAL DE MARCHANDISE
FISH, CANNED		JAPAN	240			240	JAPDN	POISSON EN BOITES
WHEAT		CTHER			16,839	16,839	AUTRE	BLE
WHEAT FLOUR		NETH			2,204	2,204	P. BAS	FARINE DE BLE
		LIBER			3,693	3,693	LIBER	
COMMODITY TOTAL					5,897	5,897		TOTAL DE MARCHANDISE
RAW HIDES AND SKINS		U S A			426	426	E-U	PEAUX ET CUIRS BRUT
NON-FERRUCUS MET. SCRAP		U S A			43	43	E-U	DECHETS METAL. NON FER.
SULPHUR IN ORES		GREEK			25,926	25,926	GRECC	SOUFRE EN MINERAL
		NORW			5,014	5,014	NORV	
		LIBEP			19,842	19,842	LIBER	
		PANAM			9,475	9,475	PANAM	
		CTHER			4,901	4,901	AUTRE	
COMMODITY TOTAL					65,158	65,158		TOTAL DE MARCHANDISE
PULP		NORW			4,078	4,078	NORV	PATE
		SWEDN			3,300	3,300	SUEDE	
		LIBER			3,889	3,889	LIBER	
		PANAM	536			536	PANAM	
		U S A			1,355	1,355	E-U	
		CTHER			2,494	2,494	AUTRE	
COMMODITY TOTAL			536		15,116	15,652		TOTAL DE MARCHANDISE

TABLE 1. CARGOES LOADED AT CANADIAN PORTS FOR FOREIGN COUNTRIES IN 1975.

TABLEAU 1. MARCHANDISES CHARGÉES DANS LES PORTS CANADIENS A DESTINATION DE PAYS ÉTRANGERS EN 1975.

COUNTRY OF DESTINATION AND KIND OF CARGO	REGISTRY OF VESSEL	ATLANTIC ATLANTIQUE	GREAT LAKES GRANOS LACS	PACIFIC PACIFIQUE	TOTAL TOTAL	INMATIC. DU NAVIRE	PAYS DE DESTINATION ET MARCHANDISE
KOREA - SOUTH CCNT. CORDAGE, TWINE, ROPE ANIMAL CILS, EXC. MARINE COMMODITY TOTAL EXPLOS., FUSES, CAPS POTASH COMMODITY TOTAL WIRE ALUMINIUM LEAD AND ALLOYS METAL FAB. BASIC PROD. MACHINERY NES EQUIPMENT MISC. PERSONAL, HSEHOLD GOODS MISC. END PRODUCTS NES CONTAINERIZED FREIGHT	U S A			35	35	E-U	COREE DU SUD SUITE CORDAGE, FICELLE, CORDE HUIL. ANIM. SAUF AN. MAR. TOTAL DE MARCHANDISE EXPLOS., AMORCES, DET. POTASSE TOTAL DE MARCHANDISE FIL METALLIQUE ALUMINIUM PLOMB ET ALLIAGES OUVR. DE BASE EN METAL MACHINES NDA MATERIEL OUVERS ART. PERS. ET MENAGERS PRODUITS FINIS DIV. NDA FRET CONTENEURESE TOTAL DE MARCHANDISE TOTAL DE PAYS/REGION
	PANAM			3,526	3,526	PANAM	
	U S A			4,088	4,088	E-U	
	OTHER			8,013	8,013	AUTRE	
	OTHER			15,627	15,627	AUTRE	
	GREEK			551	551	GRECQ	
	NORW			84,887	84,887	NORV	
	SWEDN			53,200	53,200	SUEDE	
	LIBER			20,790	20,790	LIBER	
	JAPAN			142,760	142,760	JAPCN	
	PANAM			25,980	25,980	PANAM	
	OTHER			31,067	31,067	AUTRE	
	OTHER			36,570	36,570	AUTRE	
	OTHER			395,254	395,254	AUTRE	
	U S A			18	18	E-U	
U K			1,431	1,431	R U		
U S A			322	322	E-U		
U S A			4	4	E-U		
U S A			4	4	E-U		
JAPAN	35		35	35	JAPCN		
OTHER			5	5	AUTRE		
U S A			19	19	E-U		
U K			328	328	R U		
GER		6,194		6,194	ALL		
LIBER		4,263		4,487	LIBER		
JAPAN			224	40	JAPCN		
OTHER		4,443		4,443	AUTRE		
COMMODITY TOTAL		14,900		592	15,492		
COUNTRY/REGION TOTAL		15,676*	35*	520,263*	535,974*		
PHILIPPINES SHELL FISH, NES WHEAT COMMODITY TOTAL CEREALS MILLED, NES DIST. ALCOHOLIC BEV. DRES AND CONC. NES ASBESTOS COMMODITY TOTAL SULPHUR IN DRES COMMODITY TOTAL RUBBER FAB. MATERIALS PULP COMMODITY TOTAL PAPER NES TEXTILE FAB. MTL NES AGRICULTURAL CHEMICALS PLASTIC MATERIALS DYE STUFF, PIGMENT, PAINT PIPES, TUBES, IRON, STEEL WIRE ALUMINIUM COMMODITY TOTAL COPPER AND ALLCYS ZINC AND ALLOYS METAL FAB. BASIC FRGD. COMMODITY TOTAL DRAIN TILES, PIPES BRICKS, TILES NES GLASS BASIC PRODLCTS NON-MET. MIN. BASIC PROD MISC. FABRICATED PROD. COMMODITY TOTAL TRACTORS COMMODITY TOTAL MACHINERY NES	U S A			1	1	E-U	PHILIPPINES MOLLUSQUES CRUST., NDA BLE TOTAL DE MARCHANDISE CEREALS MOULUES, NDA BOISS. ALCOOL. DIST. MINERAIS ET CONC. NDA AMIANTE TOTAL DE MARCHANDISE SOUFRE EN MINERAI TOTAL DE MARCHANDISE OEMI-PROD. CADUTCHOUIC PATE TOTAL DE MARCHANDISE PAPIER NDA OUVR. EN MAT. TEXT. NDA PROD. CHIM. AGRICOL. MATIERES PLASTIQUES MAT. COLOR. PIG. PEINTURE TUYAUX, TUBES: FER, ACIER FIL METALLIQUE ALUMINIUM TOTAL DE MARCHANDISE CUIVRE ET ALLIAGES ZINC ET ALLIAGES OUVR. DE BASE EN METAL TOTAL DE MARCHANDISE TUILLES TUY. DE DRAINAGE BRIQUES, TUILLES NDA OUVR. DE BASE EN VERRE PROD. MIN. NON-MET. BASE OUVRAGES DIVERS TOTAL DE MARCHANDISE TRACTEURS TOTAL DE MARCHANDISE MACHINES NDA
	U K			28,112	28,112	R U	
	GREEK	25,409			25,409	GRECQ	
	NORW			8,299	8,299	NORV	
	SWEDN	9,660			9,660	SUEDE	
	LIBER	25,476		61,087	86,563	LIBER	
	OTHER	7,874			7,874	AUTRE	
	NORW	68,419		97,498	165,917	NORV	
	NORW	1			1	NORV	
	NORW	4			4	NORV	
	NORW	20			20	NORV	
	NORW	310			360	NORV	
	U S A				605	E-U	
	LIBER	310			655	LIBER	
	U S A				6,050	E-U	
	NORW		1		25	NORV	
	GREEK				6,075	GRECQ	
	U S A				1	E-U	
	OTHER				281	AUTRE	
	NORW				1,018	NORV	
	GREEK				684	GRECQ	
	OTHER				1,983	AUTRE	
	NORW	35			35	NORV	
	NORW	4			4	NORV	
	NORW	6			6	NORV	
	NORW	16			16	NORV	
	NORW	184			184	NORV	
	NORW	4			5	NORV	
	U S A				1	E-U	
	U K				5	R U	
	GREEK				20	GRECQ	
	NORW				100	NORV	
	U S A				77	E-U	
					5		
					202		
NORW	17			17	NORV		
NORW	548			548	NORV		
NORW	16			25	NORV		
U S A				20	E-U		
				29			
NORW	16			45	NORV		
NORW	11			11	NORV		
NORW	115			115	NORV		
NORW	9			9	NORV		
NORW	41			41	NORV		
GER	54			54	ALL		
NORW	287			287	NORV		
NORW	341			341	NORV		
NORW	1			1	NORV		
PANAM	66			66	PANAM		
U S A				65	E-U		
				65			
				132			
GREEK				465	GRECQ		
NORW	300			72	NORV		
U S A				2	E-U		

TABLE 1. CARGOES LOADED AT CANADIAN PORTS FOR FOREIGN COUNTRIES IN 1975.

TABLEAU 1. MARCHANDISES CHARGÉES DANS LES PORTS CANADIENS A DESTINATION DE PAYS ÉTRANGERS EN 1975.

COUNTRY OF DESTINATION AND KIND OF CARGO	REGISTRY OF VESSEL	ATLANTIC ATLANTIQUE	GREAT LAKES GRANDS LACS	PACIFIC PACIFIQUE	TOTAL TOTAL	IMMATIC. DU NAVIRE	PAYS DE DESTINATION ET MARCHANDISE
PHILIPPINES CCNT.							PHILIPPINES SUITE
	CTHER	1,400			1,400	AUTRE	
COMMODITY TOTAL		1,700		539	2,239		TOTAL DE MARCHANDISE
PASS.AUTOS AND CHASSIS	NORW	347			347	NORV	VOITURES PART.,CHASSIS
TRUCKS AND CHASSIS	NCRW			2	2	NORV	CAMIONS ET CHASSIS
	U S A			1	1	E-U	
COMMODITY TOTAL				3	3		TOTAL DE MARCHANDISE
MOTOR VEHICLE ENGINES	GER	3			3	ALL	MOTEURS DE VEH.AUTOM.
	NORW	147			147	NORV	
	U S A			5	5	E-U	
COMMODITY TOTAL		150		5	155		TOTAL DE MARCHANDISE
RUBBER TIRES AND TUBES	NORW	3			3	NORV	PNEUS, CHAMBRES A AIR
EQUIPMENT MISC.	GER	7			7	ALL	MATERIEL DIVERS
	NCRW	103		1	104	NORV	
	U S A			26	26	E-U	
COMMODITY TOTAL		110		27	137		TOTAL DE MARCHANDISE
PERSONAL,HOUSEHOLD GOODS	NCRW	37		1	38	NORV	ART.PERS.ET MENAGERS
	U S A			3	3	E-U	
	CTHER			1	1	AUTRE	
COMMODITY TOTAL		37		5	42		TOTAL DE MARCHANDISE
CONTAINERS,CLOSURES	NORW			22	22	NORV	CONTENEURS,FERMETURES
	U S A			65	65	E-U	
COMMODITY TOTAL				87	87		TOTAL DE MARCHANDISE
MISC. END PRODUCTS NES	NORW	5			5	NORV	PRODUITS FINIS DIV.NDA
	U S A			23	23	E-U	
COMMODITY TOTAL		5		23	28		TOTAL DE MARCHANDISE
CONTAINERIZED FREIGHT	U K			370	370	R U	FRET CONTENEURESE
	GER	429			429	ALL	
	LIBER	188		253	441	LIBER	
	U S A			1,021	1,021	E-U	
	CTHER	88			88	AUTRE	
COMMODITY TOTAL		705		1,644	2,349		TOTAL DE MARCHANDISE
COUNTRY/REGION TOTAL		73,226*	*	108,847*	182,073*		TOTAL DE PAYS/REGION
TAIWAN							TAIWAN
RYE	U S A			407	407	E-U	SEIGLE
APPLES	U S A			287	287	E-U	POMMES
RAW HIDES AND SKINS	U S A			40	40	E-U	PEAUX ET CUIRS BRUT
SULPHUR IN ORES	LIBER			147,015	147,015	LIBER	SOUFRE EN MINERAIS
	PANAM			12,598	12,598	PANAM	
	CTHER			15,805	15,805	AUTRE	
COMMODITY TOTAL				175,418	175,418		TOTAL DE MARCHANDISE
PULP	U S A			22	22	E-U	PATE
NEWSPRINT PAPER	NORW			2,337	2,337	NORV	PAPIER JOURNAL
	PANAM	901			901	PANAM	
	CTHER			10,598	10,598	AUTRE	
COMMODITY TOTAL		901		12,935	13,836		TOTAL DE MARCHANDISE
INORGANIC CHEMS. NES	GER	1			1	ALL	PROD.CHIM.INORG.NDA
POTASH	GREEK			11,563	11,563	GRECQ	POTASSE
	LIBER			49,241	49,241	LIBER	
	CTHER			9,836	9,836	AUTRE	
COMMODITY TOTAL				70,640	70,640		TOTAL DE MARCHANDISE
DYESTUFF,PIGMENT,PAINT	NORW	1			1	NORV	MAT.COLOR.PIG.PEINTURE
ALUMINIUM	NORW			110	110	NORV	ALUMINIUM
	LIBER			55	55	LIBER	
COMMODITY TOTAL				209	209		TOTAL DE MARCHANDISE
ZINC AND ALLOYS	U S A			525	525	E-U	ZINC ET ALLIAGES
NON-MET.MIN.BASIC PROD	U S A			10	10	E-U	PROD.MIN.NON-MET.BASE
MACHINERY NES	U S A			1	1	E-U	MACHINES NDA
EQUIPMENT MISC.	U S A			10	10	E-U	MATERIEL DIVERS
PERSONAL,HOUSEHOLD GOODS	U S A			2	2	E-U	ART.PERS.ET MENAGERS
CONTAINERIZED FREIGHT	U K			351	351	R U	FRET CONTENEURESE
	GER	7,442			7,442	ALL	
	LIBER	9,245		341	9,586	LIBER	
	CTHER	3,203		40	3,243	AUTRE	
COMMODITY TOTAL		19,890		732	20,622		TOTAL DE MARCHANDISE
COUNTRY/REGION TOTAL		20,793*	*	261,242*	282,035*		TOTAL DE PAYS/REGION
THAILAND							THAILANDE
MEAT,FRESH OR FROZEN	U S A			47	47	E-U	VIANDE FRAICHE / CONG.
WHEAT FLOUR	U S A			266	266	E-U	FARINE DE BLE
	CTHER			445	449	AUTRE	
COMMODITY TOTAL				715	715		TOTAL DE MARCHANDISE
APPLES	U S A			125	125	E-U	POMMES
SYRUP	NORW	22			22	NORV	SIROP
MISC.FOOD PREP.NES	NORW	11			11	NORV	DIV.PREP.ALIM.NDA
DIST.ALCOHOLIC BEV.	U S A			1	1	E-U	BOISS.ALCOOL.DIST.
	CTHER			7	7	AUTRE	
COMMODITY TOTAL				8	8		TOTAL DE MARCHANDISE
IRON AND STEEL SCRAP	GREEK		9,235		9,235	GRECQ	DECHETS DE FER, D'ACIER
ASBESTOS	GREEK	400			400	GRECQ	AMIANTE
	NORW	422			422	NORV	
	CTHER			3,458	3,458	AUTRE	
COMMODITY TOTAL		822		3,458	4,280		TOTAL DE MARCHANDISE

TABLE I. CARGOES LOADED AT CANADIAN PORTS FOR FOREIGN COUNTRIES IN 1975.

TABLEAU 1. MARCHANDISES CHARGÉES DANS LES PORTS CANADIENS A DESTINATION DE PAYS ÉTRANGERS EN 1975.

COUNTRY OF DESTINATION AND KIND OF CARGO	REGISTRY OF VESSEL	ATLANTIC ATLANTIQUE	GREAT LAKES GRANDS LACS	PACIFIC PACIFIQUE	TOTAL TOTAL	IMMATIC. DU NAVIRE	PAYS DE DESTINATION ET MARCHANDISE
THAILAND CCNT.							THAÏLANDE SUITE
SULPHUR IN DRES	LIBER			15,749	15,749	LIBER	SOUFRE EN MINÉRAI
PULP	U S A			146	146	E-U	PATE
	CTHER			2,429	2,429	AUTRE	
COMMODITY TOTAL				2,575	2,575		TOTAL DE MARCHANDISE
NEWSPRINT PAPER	GREEK	5,478			5,478	GRECC	PAPIER JOURNAL
	NORW	1,798			1,798	NORV	
	LIBER	4,699			4,699	LIBER	
	JAPAN	548			548	JAPON	
	PANAM	826			826	PANAM	
	CTHER			2,819	2,819	AUTRE	
COMMODITY TOTAL		13,349		2,819	16,168		TOTAL DE MARCHANDISE
PAPER NES	U S A			55	55	E-U	PAPIER NDA
TEXTILE FAB.MTL NES	NORW	2			2	NORV	OUVR. EN MAT. TEXT. NDA
METALLIC SALTS	U S A			312	312	E-U	SELS METALLIQUES
INORGANIC CHEMS. NES	NCRW	3			3	NORV	PRDD. CHIM. INORG. NDA
ORGANIC CHEMICALS NES	NCRW	1			1	NORV	PRDD. CHIM. ORGAN. NDA
POTASH	LIBER			5,500	5,500	LIBER	POTASSE
PLASTIC MATERIALS	NORW	22			22	NORV	MATIERES PLASTIQUES
PLATE & SHEET STEEL	GREEK		19,004		19,004	GRECC	TOLES, FEUILLES D'ACIER
	NORW	13			13	NORV	
	LIBER		6,694		6,694	LIBER	
COMMODITY TOTAL		13	25,698		25,711		TOTAL DE MARCHANDISE
STRUCTURAL SHAPES	NCRW	3			3	NORV	PROFILES DE CONSTRUCT.
WIRE	NORW	5			5	NORV	FIL METALLIQUE
ALUMINUM	U K			253	253	R U	ALUMINIUM
	NCRW			1,896	1,896	NORV	
	LIBER			248	248	LIBER	
	CTHER			1,310	1,310	AUTRE	
COMMODITY TOTAL				3,707	3,707		TOTAL DE MARCHANDISE
COPPER AND ALLCYS	NORW	53			53	NORV	CUVRE ET ALLIAGES
ZINC AND ALLUYS	U S A			305	305	E-U	ZINC ET ALLIAGES
METAL FAB. BASIC PROD.	NORW	8			8	NORV	OUVR. DE BASE EN METAL
	U S A			12	12	E-U	
COMMODITY TOTAL		8		12	20		TOTAL DE MARCHANDISE
GLASS BASIC PRODUCTS	NORW	1			1	NORV	OUVR. DE BASE EN VERRE
NON-MET. MIN. BASIC PROD	NORW	2			2	NORV	PRDD. MIN. NON-MET. BASE
MACHINERY NES	NORW	268			268	NORV	MACHINES NDA
	U S A			196	196	E-U	
COMMODITY TOTAL		268		196	464		TOTAL DE MARCHANDISE
TRUCKS AND CHASSIS	U S A			34	34	E-U	CAMIONS ET CHASSIS
MOTOR VEHICLE ENGINES	NORW	7			7	NORV	MOTEURS DE VEH. AUTOM.
ROAD MOTOR VEH. NES	U S A			34	34	E-U	VEH. AUTOM. ROUTIERS NDA
SHIPS, AIRCRAFT, MIS. VEH	U S A			1	1	E-U	NAVIRES, AVIONS, VEH. DIV
EQUIPMENT MISC.	NORW	152			152	NORV	MATERIEL DIVERSE
	U S A			6	6	E-U	
COMMODITY TOTAL		152		6	158		TOTAL DE MARCHANDISE
PERSONAL, HSEHDLC GOODS	NORW	10			10	NORV	ART. PERS. ET MENAGERS
	CTHER			1	1	AUTRE	
COMMODITY TOTAL		10		1	11		TOTAL DE MARCHANDISE
CONTAINERS, CLOSURES	CTHER			274	274	AUTRE	CONTENEURS, FERMETURES
MISC. END PRODUCTS NES	NORW	7			7	NORV	PRODUITS FINIS DIV. NDA
	U S A			3	3	E-U	
COMMODITY TOTAL		7		3	10		TOTAL DE MARCHANDISE
GENERAL CARGO	NORW	8			8	NORV	MARCHANDISES DIVERSES
CONTAINERIZED FREIGHT	U S A			1,005	1,005	E-U	FRET CONTENEURESE
COUNTRY/REGION TOTAL		14,769*	34,933*	36,945*	86,647*		TOTAL DE PAYS/REGION
USSR - PACIFIC							URSS-PACIFIQUE
WHEAT	GER			6,048	6,048	ALL	BLE
	NORW			5,958	5,958	NORV	
	CTHER			90,917	90,917	AUTRE	
COMMODITY TOTAL				102,923	102,923		TOTAL DE MARCHANDISE
MACHINERY NES	CTHER			107	107	AUTRE	MACHINES NDA
PERSONAL, HSEHDLC GOODS	CTHER			11	11	AUTRE	ART. PERS. ET MENAGERS
GENERAL CARGO	CTHER			3	3	AUTRE	MARCHANDISES DIVERSES
COUNTRY/REGION TOTAL		*	*	103,044*	103,044*		TOTAL DE PAYS/REGION
VIET-NAM, SOUTH							VIET-NAM, SUD
WHEAT FLOUR	GREEK			10,315	10,315	GRECC	FARINE DE BLE
ASBESTOS	U S A			132	132	E-U	AMIANTE
MISC. END PRODUCTS NES	U S A			1	1	E-U	PRODUITS FINIS DIV. NDA
GENERAL CARGO	U S A			2	2	E-U	MARCHANDISES DIVERSES
CONTAINERIZED FREIGHT	LIBER	1,174			1,174	LIBER	FRET CONTENEURESE
COUNTRY/REGION TOTAL		1,174*	*	10,450*	11,624*		TOTAL DE PAYS/REGION
AUSTRALIA							AUSTRALIE
FISH, FRESH OR FROZEN	NORW			1	1	NORV	POISSON, FRAIS OU CONG.
	U S A			5	5	E-U	
COMMODITY TOTAL				6	6		TOTAL DE MARCHANDISE
FISH, CANNED	U K			2	2	R U	POISSON EN BOITES

TABLE 1. CARGOES LOADED AT CANADIAN PORTS FOR FOREIGN COUNTRIES IN 1975.

TABLEAU 1. MARCHANDISES CHARGÉES DANS LES PORTS CANADIENS À DESTINATION DE PAYS ÉTRANGERS EN 1975.

COUNTRY OF DESTINATION AND KIND OF CARGO	REGISTRY OF VESSEL	ATLANTIC ATLANTIQUE	GREAT LAKES GRANDS LACS	PACIFIC PACIFIQUE	TOTAL TOTAL	IMMATIC. OU NAVIRE	PAYS DE DESTINATION ET MARCHANDISE
AUSTRALIA	CCNT.						AUSTRALIE
	GER			65	65	ALL	SUITE
	NORW			1	1	NORV	
	U S A			1	1	E-U	
COMMODITY TOTAL				69	69		TOTAL DE MARCHANDISE
SHELL FISH, NES	U K			1	1	R U	MOLLUSQUES CRUST., NDA
RYE	U S A			3,628	3,628	E-U	SEIGLE
	CTHER			3,002	3,002	AUTRE	
COMMODITY TOTAL				6,630	6,630		TOTAL DE MARCHANDISE
VEGETABLES, FROZEN	NORW			27	27	NORV	LEGUMES, CONGELES
VEGETABLES, DRIED	U S A			161	161	E-U	LEGUMES, SECS
MISC. FOOD PREP. NES	GER			1	1	ALL	DIV. PREP. ALIM. NDA
ALE, BEER, STOUT, PORTER	GER			10	10	ALL	ALE, BIÈRE, STOUT, PORTER
DIST. ALCOHOLIC BEV.	GER			2	2	ALL	BOISS. ALCOOL. DIST.
	NORW			2	2	NORV	
COMMODITY TOTAL				4	4		TOTAL DE MARCHANDISE
IRON ORE AND CONC.	DENMK			10,650	10,650	DANMK	MINÉRAI, CONC. DE FER
	GREEK			13,953	13,953	GRECC	
	LIBER			17,116	17,116	LIBER	
COMMODITY TOTAL				41,719	41,719		TOTAL DE MARCHANDISE
ORES AND CONC. NES	GER			6	6	ALL	MINÉRAIS ET CONC. NDA
	NORW			4	4	NORV	
COMMODITY TOTAL				10	10		TOTAL DE MARCHANDISE
ASBESTOS	NORW			2,512	2,512	NORV	AMIANTE
	U S A			220	220	E-U	
COMMODITY TOTAL				2,732	2,732		TOTAL DE MARCHANDISE
SULPHUR IN ORES	U K			63,583	63,583	R U	SOUFRE EN MINÉRAI
	DENMK			37,819	37,819	DANMK	
	GER			23,336	23,336	ALL	
	GREEK			16,800	16,800	GRECC	
	NORW			98,414	98,414	NORV	
	LIBER			15,950	15,950	LIBER	
COMMODITY TOTAL				255,902	255,902		TOTAL DE MARCHANDISE
LUMBER AND TIMBER	U K			40,840	40,840	R U	BOIS D'OEUVRE ET CHARP.
	NORW			6,098	6,098	NORV	
	LIBER			20,742	20,742	LIBER	
	U S A			40	40	E-U	
COMMODITY TOTAL				67,721	67,721		TOTAL DE MARCHANDISE
SHINGLES AND SHAKES	U K			148	148	R U	BARDEAUX, BARD. FACADE
	LIBER			24	24	LIBER	
	U S A			68	68	E-U	
COMMODITY TOTAL				240	240		TOTAL DE MARCHANDISE
VENEER, PLYWOOD	U K			708	708	R U	PLACAGES, CONTRE-PLAQ.
	GER			1	1	ALL	
	LIBER			112	112	LIBER	
COMMODITY TOTAL				821	821		TOTAL DE MARCHANDISE
PULP	U K			5,201	5,201	R U	PATE
	SWEDN	89		89	89	SUEDE	
	LIBER			11,174	11,174	LIBER	
	U S A			13,076	13,076	E-U	
COMMODITY TOTAL		89		29,451	29,451		TOTAL DE MARCHANDISE
NEWSPRINT PAPER	U K	46,774		10,863	57,637	R U	PAPIER JOURNAL
	GREEK			4,761	4,761	GRECC	
	NORW	12,057		15,474	27,531	NORV	
	LIBER			9,643	9,643	LIBER	
	PANAM	736			736	PANAM	
	U S A			1,838	1,838	E-U	
COMMODITY TOTAL		59,567		42,579	102,146		TOTAL DE MARCHANDISE
PAPER NES	GER			80	80	ALL	PAPIER NDA
	SWEDN	82		82	82	SUEDE	
COMMODITY TOTAL		82		80	162		TOTAL DE MARCHANDISE
PAPERBOARD	U K			176	176	R U	CARTON
	GER			1	1	ALL	
	U S A			17	17	E-U	
COMMODITY TOTAL				194	194		TOTAL DE MARCHANDISE
INORGANIC CHEMS. NES	GER			121	121	ALL	PROD. CHIM. INORG. NDA
	U S A			1,199	1,199	E-U	
COMMODITY TOTAL				1,320	1,320		TOTAL DE MARCHANDISE
POTASH	U K			4,543	4,543	R U	POTASSE
	DENMK			33,531	33,531	DANMK	
	GER			4,477	4,477	ALL	
	GREEK			4,480	4,480	GRECC	
	NORW			35,359	35,359	NORV	
	U S A			3,844	3,844	E-U	
COMMODITY TOTAL				86,234	86,234		TOTAL DE MARCHANDISE
CHEM. SPECIALTIES NES	U S A			9	9	E-U	PROD. CHIM. SPECIAUX NDA
COKE	U K			11,023	11,023	R U	COKE
CASTINGS, FORGINGS	U S A			612	612	E-U	MOUL. PIÈCES FORGÉES
PLATE & SHEET STEEL	SWEDN	5		5	5	SUEDE	TOLES, FEUILLES D'ACIER
STRUCTURAL SHAPES	GER			4	4	ALL	PROFILES DE CONSTRUCT.
WIRE	SWEDN	11		11	11	SUEDE	FIL MÉTALLIQUE
ALUMINIUM	SWEDN	2		2	2	SUEDE	ALUMINIUM
NICKEL AND ALLOYS	U S A			2	2	E-U	NICKEL ET ALLIAGES
METAL FAB. BASIC PROD.	GER			1	1	ALL	OUVR. DE BASE EN MÉTAL
	SWEDN	1		1	1	SUEDE	
COMMODITY TOTAL		1		1	2		TOTAL DE MARCHANDISE
TRACTORS	U K	248			248	R U	TRACTEURS

TABLE 1. CARGOES LOADED AT CANADIAN PORTS FOR FOREIGN COUNTRIES IN 1975.

TABLEAU 1. MARCHANDISES CHARGÉES DANS LES PORTS CANADIENS A DESTINATION DE PAYS ÉTRANGERS EN 1975.

COUNTRY OF DESTINATION AND KIND OF CARGO	REGISTRY OF VESSEL	ATLANTIC ATLANTIQUE	GREAT LAKES GRANOS LACS	PACIFIC PACIFIQUE	TOTAL TOTAL	IMMATIC. DU NAVIRE	PAYS DE DESTINATION ET MARCHANDISE
AUSTRALIA	CCNT.						AUSTRALIE SUITE
	GER			19	19	ALL	
	SWEDN	2			2	SUEDE	
	U S A			19	19	E-U	
COMMODITY TOTAL		250		38	288		TOTAL DE MARCHANDISE
MACHINERY NES	U K	342			342	R U	MACHINES NDA
	GER			55	55	ALL	
	NORW			472	472	NORV	
	SWEDN	174			174	SUEDE	
	U S A			25	29	E-U	
	OTHER	98			98	AUTRE	
COMMODITY TOTAL		614		556	1,170		TOTAL DE MARCHANDISE
PASS.AUTOS AND CHASSIS	U K			1	1	R U	VOITURES PART., CHASSIS
	U S A			1	1	E-U	
COMMODITY TOTAL				2	2		TOTAL DE MARCHANDISE
TRUCKS AND CHASSIS	U K	89			89	R U	CAMIONS ET CHASSIS
	GER			4	4	ALL	
	OTHER	80			80	AUTRE	
COMMODITY TOTAL		169		4	173		TOTAL DE MARCHANDISE
MOTOR VEHICLE ENGINES	U K	280			280	R U	MOTEURS DE VEH.AUTOM.
	U S A			5	5	E-U	VEH.AUTOM.ROU TIERS NDA
	U K	81			81	R U	MATERIEL DIVERS
	GER			76	76	ALL	
	U S A			7	7	E-U	
COMMODITY TOTAL		81		83	164		TOTAL DE MARCHANDISE
PERSONAL, HSEHOLD GOODS	GER			25	29	ALL	ART.PERS.ET MENAGERS
	NORW			28	28	NORV	
	SWEDN	1			1	SUEDE	
	LIBER			3	3	LIBER	
	U S A			16	16	E-U	
COMMODITY TOTAL		1		76	77		TOTAL DE MARCHANDISE
MISC. END PRODUCTS NES	U K			1	1	R U	PRODUITS FINIS DIV.NDA
	GER			25	25	ALL	
	NORW			18	18	NORV	
	U S A			4	4	E-U	
COMMODITY TOTAL				48	48		TOTAL DE MARCHANDISE
GENERAL CARGO	SWEDN	2,161			2,161	SUEDE	MARCHANDISES DIVERSES
	U S A			33	33	E-U	
COMMODITY TOTAL		2,161		33	2,194		TOTAL DE MARCHANDISE
CONTAINERIZED FREIGHT	U K	32,364			32,364	R U	FRET CONTENEURESE
	GER	21,334			21,334	ALL	
	SWEDN	13,430			13,430	SUEDE	
	JAPAN			12	12	JAPGN	
	OTHER	6,228		198	6,426	AUTRE	
COMMODITY TOTAL		73,356		210	73,566		TOTAL DE MARCHANDISE
COUNTRY/REGION TOTAL		136,669*	*	548,618*	685,287*		TOTAL DE PAYS/REGION
FIJI							FIJJI
FISH, CANNED	U K			8	8	R U	POISSON EN BOITES
	U S A			3	3	E-U	
COMMODITY TOTAL				11	11		TOTAL DE MARCHANDISE
APPLES	U K			28	28	R U	POMMES
	U S A			2	2	E-U	
COMMODITY TOTAL				30	30		TOTAL DE MARCHANDISE
MISC.FOOD PREP.NES	U K			1	1	R U	DIV.PREP.ALIM.NDA
	U K			1	1	R U	COND.,PROV.COMPLETES
	U K			6	6	R U	BOISS.ALCOOL.DIST.
	U K			760	760	R U	BOIS DOEUVRE ET CHARP.
	U K			72	72	R U	PAPIER JOURNAL
	U K			334	334	R U	PAPIER NDA
	U K			6	6	R U	OUVR.EN MAT.TEXT.NDA
	U K			2	2	R U	MAT.COLOR.PIG.PEINTURE
	U K			2	2	R U	FIL METALLIQUE
	U K			6	6	R U	OUVR.DE BASE CIMENT
	U K			5	5	R U	MACHINES NDA
	U K			1	1	R U	VOITURES PART., CHASSIS
	U K			1	1	R U	NAVIRES, AVIONS, VEH.DIV
	U K			1	1	R U	PNEUS, CHAMBRES A AIR
	U K			48	48	R U	MATERIEL DIVERS
	U K			90	90	R U	ART.PERS.ET MENAGERS
	U K			8	8	R U	PRODUITS FINIS DIV.NDA
	U K			4	4	R U	MARCHANDISES DIVERSES
COMMODITY TOTAL				*	1,389*		TOTAL DE PAYS/REGION
NEW ZEALAND							NOUV.- ZELANDE
MEAT, FRESH OR FROZEN	U K			14	14	R U	VIANDE, FRAICHE / CONG.
	GER			258	258	ALL	
	U S A			79	79	E-U	
COMMODITY TOTAL				351	351		TOTAL DE MARCHANDISE
FISH, FRESH OR FROZEN	GER			21	21	ALL	POISSON, FRAIS OU CONG.
	U K			165	169	R U	POISSON EN BOITES
	GER			64	64	ALL	
	U S A			14	14	E-U	

TABLE 1. CARGOES LOADED AT CANADIAN PORTS FOR FOREIGN COUNTRIES IN 1975.

TABLEAU 1. MARCHANDISES CHARGÉES DANS LES PORTS CANADIENS A DESTINATION DE PAYS ÉTRANGERS EN 1975.

COUNTRY OF DESTINATION AND KIND OF CARGO	REGISTRY OF VESSEL	ATLANTIC ATLANTIQUE	GREAT LAKES GRANDS LACS	PACIFIC PACIFIQUE	TOTAL TOTAL	IMMATIC. DU NAVIRE	PAYS DE DESTINATION ET MARCHANDISE
NEW ZEALAND CCNT. COMMODITY TOTAL				247	247		NOUV.- ZELANDE SUITE
SHELL FISH, NES	U K			7	7	R U	TOTAL DE MARCHANDISE
APPLES	U K			366	366	R U	MOLLUSQUES CRUST., NDA
DIST. ALCOHOLIC BEV.	U K			1	1	R U	POMMES
	GER			3	3	ALL	BOISS. ALCOOL. OIST.
COMMODITY TOTAL				4	4		TOTAL DE MARCHANDISE
ASBESTOS	U K			3,325	3,325	R U	AMIANTE
	U S A			244	244	E-U	
COMMODITY TOTAL				3,569	3,569		TOTAL DE MARCHANDISE
SULPHUR IN ORES	U K			47,791	47,791	R U	SOUFRE EN MINÉRAI
	GREEK			28,360	28,360	GRECC	
	NORW			28,935	28,935	NORV	
COMMODITY TOTAL				105,086	105,086		TOTAL DE MARCHANDISE
LUMBER AND TIMBER	U K			927	927	R U	BOIS D'OEUVRE ET CHARP.
	GER			69	69	ALL	
	U S A			27	27	E-U	
COMMODITY TOTAL				1,023	1,023		TOTAL DE MARCHANDISE
SHINGLES AND SHAKES	U K			38	38	R U	BARDEAUX, BARD. FACADE
PULP	U K			75	79	R U	PATE
	U S A			2,076	2,076	E-U	
COMMODITY TOTAL				2,155	2,155		TOTAL DE MARCHANDISE
BLDG. PAPER AND BOARD	GER			2	2	ALL	PLAQ. CONSTR., PAP/CART.
TEXTILE FAB. MTL NES	GER			23	23	ALL	OUVR. EN MAT. TEXT. NDA
METALLIC SALTS	U K			633	633	R U	SELS METALLIQUES
	GER			1,056	1,056	ALL	
COMMODITY TOTAL				1,689	1,689		TOTAL DE MARCHANDISE
INORGANIC CHEMS. NES	U K			178	178	R U	PROD. CHIM. INORG. NDA
	GER			5	5	ALL	
COMMODITY TOTAL				183	183		TOTAL DE MARCHANDISE
POTASH	U K			23,520	23,520	R U	POTASSE
	LIBER			28,000	28,000	LIBER	
COMMODITY TOTAL				51,520	51,520		TOTAL DE MARCHANDISE
FERTILIZERS NES	U K			29	29	R U	ENGRAIS CHIMIQUE NDA
PLASTIC MATERIALS	U K			1	1	R U	MATIERES PLASTIQUES
CHEM. SPECIALTIES NES	U K			132	132	R U	PROD. CHIM. SPECTAUX NDA
PLATE & SHEET STEEL	GER			1	1	ALL	TOLES, FEUILLES D'ACIER
STRUCTURAL SHAPES	U K	7		11	16	R U	PROFILES DE CONSTRUCT.
WIRE	U K			9	9	R U	FIL METALLIQUE
	GER			130	130	ALL	
	SWEDN	2		2	2	SUEDE	
	U S A			12	12	E-U	
COMMODITY TOTAL		2		151	153		TOTAL DE MARCHANDISE
COPPER AND ALLCYS	U K			60	60	R U	CUIVRE ET ALLIAGES
METAL FAB. BASIC PROD.	U K			11	11	R U	OUVR. DE BASE EN METAL
	GER			32	32	ALL	
	U S A			5	5	E-U	
COMMODITY TOTAL				48	48		TOTAL DE MARCHANDISE
NON-MET. MIN. BASIC PROD	U K			1	1	R U	PROD. MIN. NON-MET. BASE
	GER			1	1	ALL	
COMMODITY TOTAL				2	2		TOTAL DE MARCHANDISE
MISC. FABRICATED PROD.	U K			2	2	R U	OUVRAGES DIVERS
TRACTORS	U K	3		60	63	R U	TRACTEURS
	GER			54	54	ALL	
COMMODITY TOTAL		3		114	117		TOTAL DE MARCHANDISE
MACHINERY NES	U K	46		378	424	R U	MACHINES NDA
	GER			116	116	ALL	
	SWEDN	11		11	11	SUEDE	
	U S A			11	11	F-U	
	CTHER	364		364	364	AUTRE	
COMMODITY TOTAL		421		505	926		TOTAL DE MARCHANDISE
RAILWAY ROLLING STOCK	U K	8		8	8	R U	MAT. ROUL. DE CH. DE FER
PASS. AUTOS AND CHASSIS	U K			12	12	R U	VOITURES PART., CHASSIS
	U S A			3	3	E-U	
COMMODITY TOTAL				15	15		TOTAL DE MARCHANDISE
TRUCKS AND CHASSIS	U K	120		67	187	R U	CAMIONS ET CHASSIS
MOTOR VEHICLE ENGINES	U K			15	15	R U	MOTEURS DE VEH. AUTOM.
	GER			4	4	ALL	
COMMODITY TOTAL				19	19		TOTAL DE MARCHANDISE
ROAD MOTOR VEH. NES	U K			1	1	R U	VEH. AUTOM. ROUTIERS NDA
EQUIPMENT MISC.	U K	56		15	71	R U	MATERIEL DIVERS
	GER			2	2	ALL	
	CTHER	4		4	4	AUTRE	
COMMODITY TOTAL		60		17	77		TOTAL DE MARCHANDISE
PERSONAL, HSEHOLD GOODS	U K			38	38	R U	ART. PERS. ET MENAGERS
	GER			28	28	ALL	
	U S A			2	2	E-U	
COMMODITY TOTAL				68	68		TOTAL DE MARCHANDISE
MISC. END PRODUCTS NES	U S A			15	19	E-U	PRODUITS FINIS DIV. NDA
GENERAL CARGO	U S A			7	7	E-U	MARCHANDISES DIVERSES
CONTAINERIZED FREIGHT	U K	9,744			9,744	R U	FRET CONTENEURESE
	GER	9,384			9,384	ALL	
	SWEDN	996			996	SUEDE	
	CTHER	2,729			2,729	AUTRE	
COMMODITY TOTAL		22,853			22,853		TOTAL DE MARCHANDISE
COUNTRY/REGICN TOTAL		23,474*	*	167,553*	191,027*		TOTAL DE PAYS/REGION

TABLE 1. CARGOES LOADED AT CANADIAN PORTS FOR FOREIGN COUNTRIES IN 1975.

TABLEAU 1. MARCHANDISES CHARGÉES DANS LES PORTS CANADIENS A DESTINATION DE PAYS ÉTRANGERS EN 1975.

COUNTRY OF DESTINATION AND KIND OF CARGO	REGISTRY OF VESSEL	ATLANTIC ATLANTIQUE	GREAT LAKES GRANDS LACS	PACIFIC PACIFIQUE	TOTAL TOTAL	IMMATIC. DU NAVIRE	PAYS DE DESTINATION ET MARCHANDISE
FR. OCEANIA							OCEANIE FR.
FISH, CANNED	U S A			1	1	E-U	POISSON EN BOITES
APPLES	U S A			9	9	E-U	POMMES
SUGAR, NES	U S A			18	18	E-U	SUCRE, NDA
COUNTRY/REGION TOTAL		*	*	28*	28*		TOTAL DE PAYS/REGION
U.S. OCEANIA							OCEANIE E-U.
FISH, CANNED	U S A			2	2	E-U	POISSON EN BOITES
SUGAR, NES	U S A			283	283	E-U	SUCRE, NDA
MISC. FOOD PREP. NES	U S A			9	9	E-U	DIV. PREP. ALIM. NDA
INORGANIC CHEMS. NES	U S A			8	8	E-U	PROD. CHIM. INORG. NDA
EQUIPMENT MISC.	U S A			3	3	E-U	MATERIEL DIVERS
CONTAINERS, CLOSURES	U S A			7	7	E-U	CONTENEURS, FERMETURES
COUNTRY/REGION TOTAL		*	*	312*	312*		TOTAL DE PAYS/REGION
BANGLADESH							BANGLADESH
CHEESE	U S A			53	53	E-U	FROMAGE
MILK POWDER	U K		46		46	R U	LAIT EN POUORE
DAIRY PROD. EGGS, HONEY	CTHER			183	183	AUTRE	PROD. LAIT., DEUFS, MIEL
WHEAT	GREEK			35,482	35,482	GRECC	BLE
	ITALY	20,805			20,805	ITAL	
	NCRW	63,408			63,408	NORV	
	LIBER	91,659		115,426	207,085	LIBER	
COMMODITY TOTAL		175,872		150,908	326,780		TOTAL DE MARCHANDISE
MISC. FOOD PREP. NES	U K	52			52	R U	DIV. PREP. ALIM. NDA
SEEDS FOR SOWING NES	L K		3		3	R U	GRAINES DE SEMENCE NDA
RAPESEED	GREEK	5,299	15,087		20,386	GRECC	GRAINE DE COLZA
	LIBER			21,782	21,782	LIBER	
COMMODITY TOTAL		5,299	15,087	21,782	42,168		TOTAL DE MARCHANDISE
ASBESTOS	U K	464			464	R U	AMIANTE
COTTON, TEXTILE WASTE	U K		36		36	R U	DECHETS DE COTON, TEXT.
PULP	U K	1,355			1,355	R U	PATE
	GREEK			2,700	2,700	GRECC	
	LIBER		2,500		2,500	LIBER	
COMMODITY TOTAL		1,355	2,500	2,700	6,555		TOTAL DE MARCHANDISE
NEWSPRINT PAPER	LIBER		500		500	LIBER	PAPIER JOURNAL
PAPER NES	LIBER		1,000		1,000	LIBER	PAPIER NDA
TEXTILE FAB. MTL NES	U K	76			76	R U	OUVR. EN MAT. TEXT. NDA
POTASH	GREEK			16,534	16,534	GRECC	POTASSE
FERTILIZERS NES	LIBER	3,328		5,000	8,328	LIBER	ENGRAIS CHIMIQUE NDA
AGRICULTURAL CHEMICALS	LIBER		225		225	LIBER	PROD. CHIM. AGRICOLES
CHEM. SPECIALTIES NES	U K	83			83	R U	PROD. CHIM. SPECIAUX NDA
LUBRICATING OIL, GREASE	U K	2			2	R U	HUILE, GRAISSE LUBRIF.
PIPES, TUBES, IRON, STEEL	U K		468		468	R U	TUYAUX, TUBES, FER, ACIER
WIRE	U K	39			39	R U	FIL METALLIQUE
ALUMINUM	U K	1,933			1,933	R U	ALUMINIUM
COPPER AND ALLOYS	OTHER	6			6	AUTRE	CUIVRE ET ALLIAGES
ZINC AND ALLOYS	CTHER	228			228	AUTRE	ZINC ET ALLIAGES
METAL FAB. BASIC PROD.	U K		13		13	R U	OUVR. DE BASE EN METAL
	CTHER			39	39	AUTRE	
COMMODITY TOTAL			13	39	52		TOTAL DE MARCHANDISE
MACHINERY NES	U K	14	1		15	R U	MACHINES NDA
	CTHER	1			1	AUTRE	
COMMODITY TOTAL		15	1		16		TOTAL DE MARCHANDISE
RAILWAY ROLLING STOCK	U K	27	7		34	R U	MAT. ROUL. DE CH. DE FER
PASS. AUTOS AND CHASSIS	U K	3			3	R U	VOITURES PART., CHASSIS
TRUCKS AND CHASSIS	U K	54			54	R U	CAMIONS ET CHASSIS
MOTOR VEHICLE ENGINES	U K		2		2	R U	MOTEURS DE VEH. AUTOM.
EQUIPMENT MISC.	U K	9			9	R U	MATERIEL DIVERS
	OTHER	2			4	AUTRE	
COMMODITY TOTAL		11			13		TOTAL DE MARCHANDISE
PERSONAL, HOUSEHOLD GOODS	U K	3			3	R U	ART. PERS. ET MENAGERS
	CTHER	2			2	AUTRE	
COMMODITY TOTAL		5			5		TOTAL DE MARCHANDISE
MISC. END PRODUCTS NES	U K	12			12	R U	PRODUITS FINIS DIV. NDA
	CTHER	1			1	AUTRE	
COMMODITY TOTAL		13			13		TOTAL DE MARCHANDISE
GENERAL CARGO	U K		9		9	R U	MARCHANDISES DIVERSES
COUNTRY/REGION TOTAL		188,865*	19,897*	197,201*	405,963*		TOTAL DE PAYS/REGION
GUYANA							GUYANE
MEAT, FRESH OR FROZEN	PANAM	36			36	PANAM	VIANDE, FRAICHE / CONG.
	OTHER	54			54	AUTRE	
COMMODITY TOTAL		90			90		TOTAL DE MARCHANDISE
MEAT, CURED	GER	54			54	ALL	VIANDE FUMEE OU SALEE
	NORV	159			159	NORV	
COMMODITY TOTAL		213			213		TOTAL DE MARCHANDISE
MEAT AND MEAT PREP. NES	GER	79			79	ALL	VIANDES ET PREP. NDA
	GREEK	16			16	GRECC	
	NORV	282			282	NORV	
COMMODITY TOTAL		377			377		TOTAL DE MARCHANDISE

TABLE 1. CARGOES LOADED AT CANADIAN PORTS FOR FOREIGN COUNTRIES IN 1975.

TABLEAU 1. MARCHANDISES CHARGÉES DANS LES PORTS CANADIENS A DESTINATION DE PAYS ÉTRANGERS EN 1975.							
COUNTRY OF DESTINATION AND KIND OF CARGO	REGISTRY OF VESSEL	ATLANTIC ATLANTIQUE	GREAT LAKES GRANDS LACS	PACIFIC PACIFIQUE	TOTAL TOTAL	IMMATIC. DU NAVIRE	PAYS DE DESTINATION ET MARCHANDISE
GUYANA CCNT.	NORW	18			18	NORV	GUYANE SUITE
DAIRY PROD., EGGS, HONEY	CTHER	2			2	AUTRE	PROD. LAIT., ŒUFS, MIEL
CORN MEAL AND FLOUR	GER	167			167	ALL	SEMOULE, FARINE DE MAÏS
WHEAT FLOUR	GREEK	190			190	GRECQ	FARINE DE BLE
	NCRW	40			40	NORV	
	PANAM	179			179	PANAM	
	CTHER	50			50	AUTRE	
COMMODITY TOTAL		626			626		TOTAL DE MARCHANDISE
CEREALS MILLED, NES	GER	7			7	ALL	CEREALES MOULUES, NDA
	CTHER	5			5	AUTRE	
COMMODITY TOTAL		12			12		TOTAL DE MARCHANDISE
MACARONI, CEREAL PROD.	PANAM	5			5	PANAM	PATES ALIM. PROD. CEREAL
POTATOES	GREEK	142			142	GRECQ	POMMES DE TERRE
VEGETABLES, FRESH	GER	145			145	ALL	LEGUMES, FRAIS
	NORW	71			71	NORV	
	PANAM	36			36	PANAM	
COMMODITY TOTAL		252			252		TOTAL DE MARCHANDISE
VEGETABLE PREP. NES	NORW	14			14	NORV	PREP. DE LEGUMES NDA
SPICES	PANAM	8			8	PANAM	ÉPICES
VINEGAR	NORW	9			9	NORV	VINAIGRE
	PANAM	9			9	PANAM	
COMMODITY TOTAL		18			18		TOTAL DE MARCHANDISE
MISC. FOOD PREP. NES	GER	7			7	ALL	DIV. PRÉP. ALIM. NDA
	GREEK	2			2	GRECQ	
	NORW	7			7	NORV	
	PANAM	7			7	PANAM	
	CTHER	4			4	AUTRE	
COMMODITY TOTAL		27			27		TOTAL DE MARCHANDISE
GROUND CEREALS NES	PANAM	9			9	PANAM	CEREALES MOULUES NDA
CONC. COMPLETE FEEDS	GER	17			17	ALL	CONC., PROV. COMPLETES
	NORW	15			15	NORV	
COMMODITY TOTAL		32			32		TOTAL DE MARCHANDISE
TOBACCO NES	GER	32			32	ALL	TABACS NDA
	NORW	10			10	NORV	
COMMODITY TOTAL		42			42		TOTAL DE MARCHANDISE
TEXTILE FIBRES NES	GREEK	14			14	GRECQ	FIBRES TEXTILES NDA
ASBESTOS	NORW	7			7	NORV	AMIANTE
SALT	GER	10			10	ALL	SEL
	GREEK	14			14	GRECQ	
	PANAM	5			5	PANAM	
	CTHER	10			10	AUTRE	
COMMODITY TOTAL		39			39		TOTAL DE MARCHANDISE
COTTON, TEXTILE WASTE	NORW	20			20	NORV	DECHETS DE COTON, TEXT.
LUMBER AND TIMBER	NORW	56			56	NORV	BOIS D'ŒUVRE ET CHARP.
COOPERAGE STOCK	GREEK	330			330	GRECQ	DEMI-PROD. TONNELLERIE
	NORW	521			521	NORV	
	PANAM	365			365	PANAM	
	CTHER	183			183	AUTRE	
COMMODITY TOTAL		1,399			1,399		TOTAL DE MARCHANDISE
WOOD FAB. MATERIALS	GER	82			82	ALL	DEMI-PRODUITS EN BOIS
NEWSPRINT PAPER	NORW	433			433	NORV	PAPIER JOURNAL
	PANAM	312			312	PANAM	
COMMODITY TOTAL		745			745		TOTAL DE MARCHANDISE
PAPER NES	GER	689			689	ALL	PAPIER NDA
	GREEK	363			363	GRECQ	
	NORW	965			965	NORV	
	PANAM	232			232	PANAM	
	CTHER	252			252	AUTRE	
COMMODITY TOTAL		2,501			2,501		TOTAL DE MARCHANDISE
PAPERBOARD	NORW	10			10	NORV	CARTON
BLDG. PAPER AND BOARD	GER	31			31	ALL	PLAQ. CONSTR., PAP/CART.
	PANAM	4			4	PANAM	
COMMODITY TOTAL		35			35		TOTAL DE MARCHANDISE
CORDAGE, TWINE, RCPE	NORW	32			32	NORV	CORDAGE, FICELLE, CORDE
TEXTILE FAB. MTL NES	GER	28			28	ALL	OUVR. EN MAT. TEXT. NDA
	NORW	376			376	NORV	
	PANAM	65			65	PANAM	
	CTHER	45			45	AUTRE	
COMMODITY TOTAL		514			514		TOTAL DE MARCHANDISE
ANIMAL OILS, EXC. MARINE	NORW	99			99	NORV	HUIL. ANIM. SAUF AN. MAR.
INORGANIC CHEMS. NES	GER	143			143	ALL	PROD. CHIM. INORG. NDA
	GREEK	7			7	GRECQ	
	NCRW	311			311	NORV	
	CTHER	70			70	AUTRE	
COMMODITY TOTAL		531			531		TOTAL DE MARCHANDISE
ORGANIC CHEMICALS NES	NORW	8			8	NORV	PROD. CHIM. ORGAN. NDA
EXPLOS., FUSES, CAPS	CTHER	381			381	AUTRE	EXPLOS., AMORCES, DET.
AGRICULTURAL CHEMICALS	NORW	3			3	NORV	PROD. CHIM. AGRICOLES
PLASTIC MATERIALS	GER	58			58	ALL	MATIÈRES PLASTIQUES
	GREEK	32			32	GRECQ	
COMMODITY TOTAL		90			90		TOTAL DE MARCHANDISE
DYESTUFF, PIGMENT, PAINT	GER	3			3	ALL	MAT. COLOR. PIG. PEINTURE
	NORW	5			5	NORV	
	CTHER	7			7	AUTRE	
COMMODITY TOTAL		15			15		TOTAL DE MARCHANDISE
CHEM. SPECIALTIES NES	PANAM	9			9	PANAM	PROD. CHIM. SPÉCIAUX NDA

TABLE 1. CARGOES LOADED AT CANADIAN PORTS FOR FOREIGN COUNTRIES IN 1975.

TABLEAU 1. MARCHANDISES CHARGÉES DANS LES PORTS CANADIENS A DESTINATION DE PAYS ÉTRANGERS EN 1975.

COUNTRY OF DESTINATION AND KIND OF CARGO	REGISTRY OF VESSEL	ATLANTIC ATLANTIQUE	GREAT LAKES GRANDS LACS	PACIFIC PACIFIQUE	TOTAL TOTAL	IMMATIC. DU NAVIRE	PAYS DE DESTINATION ET MARCHANDISE
GUYANA CCNT. LUBRICATING OIL, GREASE	GER	5			5	ALL	GUYANE SUITE HUILE, GRAISSE LUBRIF.
	GREEK	1			1	GRECO	
COMMODITY TOTAL		6			6		TOTAL DE MARCHANDISE
BARS AND RODS, STEEL	NCRW	18			18	NORV	BARRES ET TIGES ACIER
	PANAM	24			24	PANAM	
COMMODITY TOTAL		42			42		TOTAL DE MARCHANDISE
STRUCTURAL SHAPES	GREEK	11			11	GRECO	PROFILES DE CONSTRUCT.
	NORV	593			593	NORV	
COMMODITY TOTAL		604			604		TOTAL DE MARCHANDISE
PIPES, TUBES: IRON, STEEL	NORV	17			17	NORV	TUYAUX, TUBES: FER, ACIER
WIRE	GREEK	5			5	GRECO	FIL METALLIQUE
	PANAM	8			8	PANAM	
COMMODITY TOTAL		13			13		TOTAL DE MARCHANDISE
ALUMINIUM	NCRW	10			10	NORV	ALUMINIUM
COPPER AND ALLOYS	NORV	15			15	NORV	CUIVRE ET ALLIAGES
METAL FAB. BASIC PROD.	GER	208			208	ALL	OUVR. DE BASE EN METAL
	GREEK	3			3	GRECO	
	NORV	113			113	NORV	
	PANAM	38			38	PANAM	
	OTHER	8			8	AUTRE	
COMMODITY TOTAL		370			370		TOTAL DE MARCHANDISE
ASBESTOS BASIC PROD.	CTHER	5			5	AUTRE	OUVR. DE BASE AMIANTE
CEMENT	NCRW	16			16	NORV	CIMENT
NON-MET. MIN. BASIC PROD.	GREEK	32			32	GRECO	PROD. MIN. NON-MET. BASE
	NORV	10			10	NORV	
COMMODITY TOTAL		42			42		TOTAL DE MARCHANDISE
MISC. FABRICATED PROD.	CTHER	1			1	AUTRE	OUVRAGES DIVERS
MACHINERY NES	GER	4			4	ALL	MACHINES NDA
	NORV	110			110	NORV	
	PANAM	4			4	PANAM	
COMMODITY TOTAL		118			118		TOTAL DE MARCHANDISE
PASS. AUTOS AND CHASSIS	NORV	6			6	NORV	VOITURES PART., CHASSIS
TRUCKS AND CHASSIS	GREEK	12			12	GRECO	CAMIONS ET CHASSIS
	PANAM	20			20	PANAM	
COMMODITY TOTAL		32			32		TOTAL DE MARCHANDISE
MOTOR VEHICLE ENGINES	GREEK	6			6	GRECO	MOTEURS DE VEH. AUTOM.
RUBBER TIRES AND TUBES	NORV	20			20	NORV	PNEUS, CHAMBRES A AIR
EQUIPMENT MISC.	GER	22			22	ALL	MATERIEL DIVERS
	GREEK	2			2	GRECO	
	NORV	44			44	NORV	
	OTHER	4			4	AUTRE	
COMMODITY TOTAL		72			72		TOTAL DE MARCHANDISE
PERSONAL, HOUSEHOLD GOODS	GER	2			2	ALL	ART. PERS. ET MENAGERS
	NCRW	90			90	NORV	
	OTHER	2			2	AUTRE	
COMMODITY TOTAL		94			94		TOTAL DE MARCHANDISE
CONTAINERS, CLOSURES	GER	11			11	ALL	CONTENEURS, FERMETURES
	GREEK	43			43	GRECO	
	NORV	103			103	NORV	
	PANAM	56			56	PANAM	
	CTHER	24			24	AUTRE	
COMMODITY TOTAL		237			237		TOTAL DE MARCHANDISE
MISC. END PRODUCTS NES	GER	4			4	ALL	PRODUITS FINIS DIV. NDA
	GREEK	3			3	GRECO	
	NORV	118			118	NORV	
	OTHER	1			1	AUTRE	
COMMODITY TOTAL		126			126		TOTAL DE MARCHANDISE
GENERAL CARGO	GER	85			85	ALL	MARCHANDISES DIVERSES
	GREEK	3			3	GRECO	
	NORV	61			61	NORV	
	PANAM	77			77	PANAM	
COMMODITY TOTAL		226			226		TOTAL DE MARCHANDISE
CONTAINERIZED FREIGHT	GER	320			320	ALL	FRET CONTENEURESE
	NORV	779			779	NORV	
COMMODITY TOTAL		1,099			1,099		TOTAL DE MARCHANDISE
COUNTRY/REGION TOTAL		11,654*	*	*	11,654*		TOTAL DE PAYS/REGION
ARGENTINA MEAT, FRESH DR FROZEN	OTHER	10			10	AUTRE	ARGENTINE VIANDE, FRAICHE / CONG.
POTATOES	U K	3,986			3,986	R U	POMMES DE TERRE
	DENMK	2,486			2,486	DANMK	
	NORV	4,565			4,565	NORV	
	SWEDN	8,116			8,116	SUEDE	
	LIBER	4,747			4,747	LIBER	
	OTHER	9,238			9,238	AUTRE	
COMMODITY TOTAL		33,138			33,138		TOTAL DE MARCHANDISE
SAUSAGE SKINS, CASINGS	OTHER	10			10	AUTRE	BOYAUX A SAUCISSES
HAY, FORAGE, STRAW	CTHER	12			12	AUTRE	FOIN, FOURRAGE, PAILLE
SEEDS FOR SOWING NES	CTHER	262		128	390	AUTRE	GRAINES DE SEMENCE NDA
TEXTILE FIBRES NES	OTHER	427			427	AUTRE	FIBRES TEXTILES NDA
ORES AND CONC. NES	CTHER	91			91	AUTRE	MINERAIS ET CONC. NDA
ASBESTOS	OTHER	7,666		1,569	9,235	AUTRE	AMIANTE
SULPHUR IN ORES	GREEK			15,432	15,432	GRECO	SOUFRE EN MINERAL
	LIBER			17,165	17,165	LIBER	

TABLE 1. CARGOES LOADED AT CANADIAN PORTS FOR FOREIGN COUNTRIES IN 1975.

TABLEAU 1. MARCHANDISES CHARGÉES DANS LES PORTS CANADIENS A DESTINATION DE PAYS ÉTRANGERS EN 1975.

COUNTRY OF DESTINATION AND KIND OF CARGO	REGISTRY OF VESSEL	ATLANTIC ATLANTIQUE	GREAT LAKES GRANOS LACS	PACIFIC PACIFIQUE	TOTAL TOTAL	IMMATIC. DU NAVIRE	PAYS DE DESTINATION ET MARCHANDISE
ARGENTINA							ARGENTINE
COMMODITY TOTAL				32,601	32,601		SUITE
CRUDE NON-MET. MIN. NES	CTHER	88				AUTRE	TOTAL DE MARCHANDISE
WASTE AND SCRAP NES	GREEK	850			850	GRECC	MIN. NON-MET. BRUTS NDA
LUMBER AND TIMBER	NORW			67	67	NORV	DECHETS ET REBUTS NDA
	U S A			41	41	E-U	BOIS D'OEUVRE ET CHARP.
	CTHER			254	254	AUTRE	
COMMODITY TOTAL				362	362		TOTAL DE MARCHANDISE
PULP	NORW			5,476	5,476	NORV	PATE
	CTHER			3,026	3,026	AUTRE	
COMMODITY TOTAL				8,502	8,502		TOTAL DE MARCHANDISE
NEWSPRINT PAPER	U K	1,423				R U	PAPIER JOURNAL
	DENMK	4,466			4,466	DANMK	
	GREEK	3,065			3,065	GRECC	
	LIBER	5,771			5,771	LIBER	
	CTHER	16,375			16,375	AUTRE	
COMMODITY TOTAL		31,100		17,265	48,365		TOTAL DE MARCHANDISE
PAPER NES	CTHER	837			837	AUTRE	PAPIER NDA
METALLIC SALTS	CTHER	73			73	AUTRE	SELS METALLIQUES
INORGANIC CHEMS. NES	CTHER	222			222	AUTRE	PROD. CHIM. INORG. NDA
ORGANIC CHEMICALS NES	U S A			14	14	E-U	PROD. CHIM. ORGAN. NDA
	CTHER	196			196	AUTRE	
COMMODITY TOTAL		196			196		TOTAL DE MARCHANDISE
SYNTHETIC RUBBER	CTHER	65			65	AUTRE	CAOUTCHOUC SYNTHETIQUE
PLASTIC MATERIALS	CTHER	2,292			2,292	AUTRE	MATIERES PLASTIQUES
CHEM. SPECIALTIES NES	CTHER	78		184	2,476	AUTRE	PROD. CHIM. SPECIAUX NDA
PRIMARY IRON, STEEL NES	CTHER	9			9	AUTRE	FER, ACIER PRIMAIR. NDA
PLATE & SHEET STEEL	CTHER	212	1		213	AUTRE	TOLES, FEUILLES D'ACIER
STRUCTURAL SHAPES	CTHER	294			294	AUTRE	PROFILES DE CONSTRUCT.
WIRE	CTHER			2	2	AUTRE	FIL METALLIQUE
ALUMINIUM	CTHER	2,760			2,760	AUTRE	ALUMINIUM
NICKEL AND ALLOYS	CTHER	78			78	AUTRE	NICKEL ET ALLIAGES
ZINC AND ALLOYS	CTHER	65			65	AUTRE	ZINC ET ALLIAGES
NON-FERROUS METALS NES	CTHER	64		11	75	AUTRE	METAUX NON-FERREUX NDA
METAL FAB. BASIC PROD.	CTHER	340		2	342	AUTRE	OUVR. DE BASE EN METAL
GLASS BASIC PRODUCTS	CTHER	358			358	AUTRE	OUVR. DE BASE EN VERRE
NON-MET. MIN. BASIC PROD	CTHER	1			1	AUTRE	PROD. MIN. NON-MET. BASE
MACHINERY NES	U S A			41	41	E-U	MACHINES NDA
	CTHER	79			79	AUTRE	
COMMODITY TOTAL		79			79		TOTAL DE MARCHANDISE
PASS. AUTOS AND CHASSIS	CTHER	114			114	AUTRE	VOITURES PART., CHASSIS
TRUCKS AND CHASSIS	CTHER	152			152	AUTRE	CAMIONS ET CHASSIS
MOTOR VEHICLE ENGINES	CTHER	720			720	AUTRE	MOTEURS DE VEH. AUTOM.
EQUIPMENT MISC.	CTHER			6	6	AUTRE	MATERIEL DIVERS
PERSONAL, HSEHCLD GOODS	U S A			2	2	E-U	ART. PERS. ET MENAGERS
	CTHER	85			85	AUTRE	
COMMODITY TOTAL		85			85		TOTAL DE MARCHANDISE
CONTAINERS, CLOSURES	GREEK	6			6	GRECC	CONTENEURS, FERMETURES
	CTHER	138			138	AUTRE	
COMMODITY TOTAL		144			144		TOTAL DE MARCHANDISE
CONTAINERIZED FREIGHT	U S A			1,216	1,216	E-U	FRET CONTENEURESE
COUNTRY/REGION TOTAL		82,892*	1*	66,438*	149,331*		TOTAL DE PAYS/REGION
BRAZIL							BRESIL
FISH, FRESH OR FROZEN	CTHER	74			74	AUTRE	POISSON, FRAIS OU CONG.
FISH, SALTED OR CURED	CTHER	103			103	AUTRE	POISSON, SALE OU FUME
CHEESE	GREEK		2	2	2	GRECC	FROMAGE
MILK POWDER	CTHER	3,372			3,372	AUTRE	LAIT EN POUVRE
DAIRY PROD. EGGS, HONEY	CTHER	26			26	AUTRE	PROD. LAIT., OEUF, MIEL
BARLEY	LIBER	410			410	LIBER	ORGE
WHEAT	U K	47,941			47,941	R U	BLE
	GREEK	42,168			42,168	GRECC	
	LIBER	127,659			127,659	LIBER	
	CTHER	115,667			115,667	AUTRE	
COMMODITY TOTAL		333,435			333,435		TOTAL DE MARCHANDISE
MALT AND MALT FLOUR	GREEK		1,653		1,653	GRECC	MALT ET FARINE DE MALT
	CTHER	834			834	AUTRE	
COMMODITY TOTAL		834	1,653		2,487		TOTAL DE MARCHANDISE
APPLES	U S A			692	692	E-U	POMMES
SAUSAGE SKINS, CASINGS	CTHER	20			20	AUTRE	BOYAUX A SAUCISSES
MISC. FOOD PREP. NES	CTHER	24			24	AUTRE	OV. PREP. ALIM. NDA
DIST. ALCOHOLIC BEV.	GREEK		7		31	GRECC	BOISS. ALCOOL. DIST.
SEEDS FOR SOWING NES	GER		2		2	GRECC	GRAINES DE SEMENCE NDA
OIL SEEDS, NUTS NES	CTHER	6		8	8	ALL	GRAINES, NOIX OLEAG. NDA
LEAD ORE AND CONC.	GREEK			11,628	11,628	GRECC	GRAINES, NOIX OLEAG. NDA
ORES AND CONC. NES	GREEK	110			110	GRECC	MINERAI, CONC. DE PLUMB
	U S A				51	E-U	MINERAI ET CONC. NDA
COMMODITY TOTAL		110			161		TOTAL DE MARCHANDISE
IRON AND STEEL SCRAP	GREEK	6,600			6,600	GRECC	DECHETS DE FER, D'ACIER
	NORW	2,800			2,800	NORV	
COMMODITY TOTAL		9,400			9,400		TOTAL DE MARCHANDISE
NON-FERROUS MET. SCRAP	CTHER	140	119		259	AUTRE	DECHETS METAL. NON FER.
ASBESTOS	DENMK	2,737			2,737	DANMK	AMIANTE
	GREEK	258			258	GRECC	
	CTHER	11,995			11,995	AUTRE	
COMMODITY TOTAL		14,990			14,990		TOTAL DE MARCHANDISE

TABLE 1. CARGOES LOADED AT CANADIAN PORTS FOR FOREIGN COUNTRIES IN 1975.

TABLEAU 1. MARCHANDISES CHARGÉES DANS LES PORTS CANADIENS A DESTINATION DE PAYS ÉTRANGERS EN 1975.

COUNTRY OF ORIGIN AND KIND OF CARGO	REGISTRY OF VESSEL	ATLANTIC ATLANTIQUE	GREAT LAKES GRANDS LACS	PACIFIC PACIFIQUE	TOTAL TOTAL	IMMATIC. DU NAVIRE	PAYS DE DESTINATION ET MARCHANDISE
BRAZIL							BRESIL
SULPHUR IN DRES							SOUFRE EN MINÉRAI
	GREEK	18,483		60,546	79,029	GRECC	
	NORW	22,685			22,685	NORV	
	LIBER	23,860		10,937	34,737	LIBER	
COMMODITY TOTAL		64,968		71,483	136,451		TOTAL DE MARCHANDISE
CRUDE NON-MET. MIN. NES	CTHER	47			47	AUTRE	MIN. NON-MET. BRUTS NDA
WOOD FAB. MATERIALS	CTHER	807	1		808	AUTRE	DEMI-PRODUITS EN BOIS
PULP	DENMK	316			316	DANMK	PÂTE
	GREEK	2,279		1,163	3,442	GRECC	
	NORW			2,364	2,364	NORV	
	LIBER	524			524	LIBER	
	U S A			37	37	E-U	
	CTHER	2,216		1,171	3,387	AUTRE	
COMMODITY TOTAL		5,335		4,735	10,070		TOTAL DE MARCHANDISE
NEWSPRINT PAPER	U K	330		5,474	5,804	R U	PAPIER JOURNAL
	DENMK	489			489	DANMK	
	GEP	307		1,034	1,341	ALL	
	GREEK	9,656		6,300	15,956	GRECC	
	NCPW			5,489	5,489	NORV	
	LIBER	9,362			9,362	LIBER	
	CTHER	27,370		6,142	33,512	AUTRE	
COMMODITY TOTAL		47,514		24,439	71,953		TOTAL DE MARCHANDISE
PAPER NES	DENMK	4			4	DANMK	PAPIER NDA
	GREEK	1			1	GRECC	
	OTHER	315	37		352	AUTRE	
COMMODITY TOTAL		320	37		357		TOTAL DE MARCHANDISE
PAPERBOARD	CTHER	60			60	AUTRE	CARTON
BLDG. PAPER AND BOARD	DENMK	435			435	DANMK	PLAQ. CONSTR., PAP/CART.
	GREEK	408			408	GRECC	
	CTHER	822		12	834	AUTRE	
COMMODITY TOTAL		1,665		12	1,677		TOTAL DE MARCHANDISE
WET MACHINE BOARD	CTHER		4		4	AUTRE	CARTON EN PÂTE PRESSE
CORDAGE, TWINE, ROPE	CTHER	435			435	AUTRE	CORDAGE, FICELLE, CORDE
TEXTILE FAB. MTL NES	DENMK	7			7	DANMK	OUVR. EN MAT. TEXT. NDA
	GREEK	3			3	GRECC	
	CTHER	96	3		99	AUTRE	
COMMODITY TOTAL		106	3		109		TOTAL DE MARCHANDISE
ANIMAL OILS, EXC. PARINE	CTHER		35		35	AUTRE	HUIL. ANIM. SAUF AN. MAR.
OILS, FATS, WAXES NES	DENMK	8			8	DANMK	HUIL. MAT. GRAS. CIRE NDA
	CTHER	22	2		24	AUTRE	
COMMODITY TOTAL		30	2		32		TOTAL DE MARCHANDISE
METALLIC SALTS	CTHER	3,106	290		3,396	AUTRE	SELS METALLIQUES
INORGANIC CHEMS. NES	DENMK	11			11	DANMK	PROD. CHIM. INORG. NDA
	GREEK	33			33	GRECC	
	U S A			6	6	E-U	
	OTHER	603			603	AUTRE	
COMMODITY TOTAL		647		6	653		TOTAL DE MARCHANDISE
ORGANIC CHEMICALS NES	GREEK	17			17	GRECC	PROD. CHIM. ORGAN. NDA
	U S A			42	42	E-U	
	CTHER	121	1		122	AUTRE	
COMMODITY TOTAL		138	1		141		TOTAL DE MARCHANDISE
POTASH	GREEK			10,800	10,800	GRECC	POTASSE
	LIBER			31,360	31,360	LIBER	
	CTHER			47,300	47,300	AUTRE	
COMMODITY TOTAL				89,460	89,460		TOTAL DE MARCHANDISE
FERTILIZERS NES	CTHER	11	117		128	AUTRE	ENGRAIS CHIMIQUE NDA
AGRICULTURAL CHEMICALS	DENMK	14			14	DANMK	PROD. CHIM. AGRICOLES
	GREEK		5		5	GRECC	
	CTHER	14	9		23	AUTRE	
COMMODITY TOTAL		28	14		42		TOTAL DE MARCHANDISE
SYNTHETIC RUBBER	CTHER	22	450		472	AUTRE	CADUTCHOUC SYNTHETIQUE
PLASTIC MATERIALS	GREEK		2		2	GRECC	MATIERES PLASTIQUES
	U S A			83	83	E-U	
	CTHER	586	10		596	AUTRE	
COMMODITY TOTAL		586	12	83	681		TOTAL DE MARCHANDISE
DYESTUFF, PIGMENT, PAINT	CTHER		1		1	AUTRE	MAT. COLOR. PIG. PEINTURE
CHEM. SPECIALTIES NES	OTHER	50	2		52	AUTRE	PROD. CHIM. SPECIAUX NDA
COKE	CTHER			6,006	6,006	AUTRE	COKE
PETROL, COAL PROD. NES	CTHER		20		20	AUTRE	DÉRIVÉ PÉTR. CHARB. NDA
CASTINGS, FORGINGS	OTHER		682		682	AUTRE	MOUL. PIÈCES FORGÉES
BAR AND RODS, STEEL	CTHER	110			110	AUTRE	BARRES ET TIGES ACIER
PLATE & SHEET STEEL	U K		13,978		13,978	R U	TOLES, FEUILLES D'ACIER
	GREEK		13,486		13,486	GRECC	
	CTHER	692	2,371		3,063	AUTRE	
COMMODITY TOTAL		692	29,835		30,527		TOTAL DE MARCHANDISE
STRUCTURAL SHAPES	DENMK	229			229	DANMK	PROFILES DE CONSTRUCT.
	OTHER	398	1		399	AUTRE	
COMMODITY TOTAL		627	1		628		TOTAL DE MARCHANDISE
ALUMINUM	DENMK	2,368			2,368	DANMK	ALUMINIUM
	GREEK	2,739		744	3,483	GRECC	
	NORW			493	493	NORV	
	U S A			1,293	1,293	E-U	
	OTHER	10,978			10,978	AUTRE	
COMMODITY TOTAL		16,085		2,530	18,615		TOTAL DE MARCHANDISE
COPPER AND ALLYS	DENMK	138			138	DANMK	CUVRE ET ALLIAGES
	GREEK	137			137	GRECC	
	CTHER	3,803	5		3,808	AUTRE	
COMMODITY TOTAL		4,078	5		4,083		TOTAL DE MARCHANDISE

TABLE 1. CARGOES LOADED AT CANADIAN PORTS FOR FOREIGN COUNTRIES IN 1975.

TABLEAU 1. MARCHANDISES CHARGÉES DANS LES PORTS CANADIENS À DESTINATION DE PAYS ÉTRANGERS EN 1975.

COUNTRY OF DESTINATION AND KIND OF CARGO	REGISTRY OF VESSEL	ATLANTIC ATLANTIQUE	GREAT LAKES GRANDS LACS	PACIFIC PACIFIQUE	TOTAL TOTAL	IMMATIC. DU NAVIRE	PAYS DE DESTINATION ET MARCHANDISE
BRAZIL CGNY.							BRESIL SUITE
NICKEL AND ALLOYS	CTHER	5	12		17	AUTRE	NICKEL ET ALLIAGES
ZINC AND ALLOYS	DENMK	242			242	DANMK	ZINC ET ALLIAGES
	GREEK	304			304	GRECC	
	CTHER	1,348		1	1,349	AUTRE	
COMMODITY TOTAL		1,894		1	1,895		TOTAL DE MARCHANDISE
NON-FERREUS METALS NES	U S A			55	55	E-U	METEAUX NON-FERREUX NDA
	CTHER	28	220		248	AUTRE	
COMMODITY TOTAL		28	220	55	303		TOTAL DE MARCHANDISE
METAL FAB. BASIC PRD.	GREEK	618	22		640	GRECC	OUVR. DE BASE EN METAL
	CTHER	123	16	1	140	AUTRE	
COMMODITY TOTAL		741	38	1	780		TOTAL DE MARCHANDISE
GLASS BASIC PRODUCTS	GREEK		83		83	GRECC	OUVR. DE BASE EN VERRE
	CTHER	252			252	AUTRE	
COMMODITY TOTAL		252	83		335		TOTAL DE MARCHANDISE
ASBESTOS BASIC PRD.	CTHEP	416			416	AUTRE	OUVR. DE BASE AMIANTE
NON-MET. MIN. BASIC PRD	GREEK	250			250	GRECC	PROD. MIN. NON-MET. BASE
	CTHER	320	6		326	AUTRE	
COMMODITY TOTAL		570	6		576		TOTAL DE MARCHANDISE
TRACTORS	GER			12	12	ALL	TRACTEURS
	GREEK		6		6	GRECC	
	U S A			1	1	E-U	
	CTHER	1			1	AUTRE	
COMMODITY TOTAL		1	6	13	20		TOTAL DE MARCHANDISE
MACHINERY NES	DENMK	182			182	DANMK	MACHINES NDA
	GER			32	32	ALL	
	GREEK	6	103		109	GRECC	
	U S A			10E	108	E-U	
	CTHER	3,115	332	33	3,480	AUTRE	
COMMODITY TOTAL		3,303	435	173	3,911		TOTAL DE MARCHANDISE
PASS. AUTOS AND CHASSIS	CTHER	2			2	AUTRE	VOITURES PART., CHASSIS
TRUCKS AND CHASSIS	GER	8			8	ALL	CAMIONS ET CHASSIS
	CTHER			94	94	AUTRE	
COMMODITY TOTAL		8		94	102		TOTAL DE MARCHANDISE
MOTOR VEHICLE ENGINES	GREEK	2	8		10	GRECC	MOTEURS DE VEH. AUTOM.
	U S A			1	1	E-U	
	CTHER	1	63		64	AUTRE	
COMMODITY TOTAL		3	71	1	75		TOTAL DE MARCHANDISE
SHIPS, AIRCRAFT, MIS. VEH	CTHER	1			1	AUTRE	NAVIRES, AVIONS, VEH. DIV
EQUIPMENT MISC.	DENMK	4			4	DANMK	MATERIEL DIVERSE
	GER			3	3	ALL	
	GREEK	104	10		114	GRECC	
	U S A			15	19	E-U	
	CTHER	1,367	222	6	1,595	AUTRE	
COMMODITY TOTAL		1,475	232	28	1,735		TOTAL DE MARCHANDISE
PERSONAL, HOUSEHOLD GOODS	DENMK	3			3	DANMK	ART. PERS. ET MENAGERS
	GER			10	10	ALL	
	GREEK		2		2	GRECC	
	U S A			54	54	E-U	
	OTHER	139	15	6	160	AUTRE	
COMMODITY TOTAL		142	17	70	229		TOTAL DE MARCHANDISE
CONTAINERS, CLOSURES	OTHER	45	1		46	AUTRE	CONTENEURS, FERMETURES
MISC. END PRODUCTS NES	GREEK		5		5	GRECC	PRODUITS FINIS DIV. NDA
	CTHER	20	5		25	AUTRE	
COMMODITY TOTAL		20	10		30		TOTAL DE MARCHANDISE
GENERAL CARGO	GREEK		133		133	GRECC	MARCHANDISES DIVERSES
	U S A			1	1	E-U	
	CTHER	87	1,293		1,380	AUTRE	
COMMODITY TOTAL		87	1,426	1	1,514		TOTAL DE MARCHANDISE
CONTAINERIZED FREIGHT	U S A			439	439	E-U	FRET CONTENEURESE
	OTHER	405			405	AUTRE	
COMMODITY TOTAL		405		439	844		TOTAL DE MARCHANDISE
CCOUNTRY/REGION TOTAL		519,809*	35,852*	212,085*	767,746*		TOTAL DE PAYS/REGION
CHILE							CHILI
MILK POWDER	OTHER	57			57	AUTRE	LAIT EN POUDRE
POTATOES	CTHER	6,075			6,075	AUTRE	POMMES DE TERRE
MISC. FOOD PREP. NES	CTHEP	1			1	AUTRE	DIV. PREP. ALIM. NDA
TOBACCO NES	OTHER	1			1	AUTRE	TABACS NDA
ASBESTOS	U S A			1,105	1,105	E-U	AMIANTE
	CTHER	7,718			7,718	AUTRE	
COMMODITY TOTAL		7,718		1,105	8,823		TOTAL DE MARCHANDISE
SULPHUR IN ORES	OTHER			2,240	2,240	AUTRE	SOUFRE EN MINERAI
CRUDE NON-MET. MIN. NES	OTHER	136			136	AUTRE	MIN. NON-MET. BRUTS NDA
WASTE AND SCRAP NES	CTHER	827			827	AUTRE	DECHETS ET REBUTS NDA
RUBBER FAB. MATERIALS	OTHER	62			62	AUTRE	DEMI-PROD. CADUTCHOUC
VENEER, PLYWOOD	CTHER	9			9	AUTRE	PLACAGES, CONTRE-PLAQ.
WOOD FAB. MATERIALS	CTHER	22			22	AUTRE	DEMI-PRODUITS EN BOIS
NEWSPRINT PAPER	NORW			672	672	NORV	PAPIER JOURNAL
	OTHER	825			825	AUTRE	
COMMODITY TOTAL		825		672	1,497		TOTAL DE MARCHANDISE
PAPERBOARD	U S A			444	444	E-U	CARTON
BLDG. PAPER AND BOARD	CTHEP	631			631	AUTRE	PLAQ. CONSTR., PAP./CART.
TEXTILE FAB. MTL NES	OTHER	8			8	AUTRE	OUVR. EN MAT. TEXT. NDA
INORGANIC CHEMS. NES	OTHER	122			122	AUTRE	PROD. CHIM. DIVERSES NDA

TABLE 1. CARGOES LOADED AT CANADIAN PORTS FOR FOREIGN COUNTRIES IN 1975.

TABLEAU 1. MARCHANDISES CHARGÉES DANS LES PORTS CANADIENS A DESTINATION DE PAYS ÉTRANGERS EN 1975.

COUNTRY OF ORIGIN AND KIND OF CARGO	REGISTRY OF VESSEL	ATLANTIC ATLANTIQUE	GREAT LAKES GRANDS LACS	PACIFIC PACIFIQUE	TOTAL TOTAL	IMMATIC. DU NAVIRE	PAYS DE DESTINATION ET MARCHANDISE
CHILE							CHILI
ORGANIC CHEMICALS NES	OTHER	31			31	AUTRE	SUITE
PLASTIC MATERIALS	CTHER	24			24	AUTRE	PROD.CHIM.ORGAN.NDA
DYESTUFF,PIGMENT,PAINT	CTHER	2			2	AUTRE	MATIERES PLASTIQUES
CHEM.SPECIALTIES NES	CTHER	11			11	AUTRE	MAT.COLOR.PIG.PEINTURE
PETROL.COAL PRGD.NES	U S A			3	3	E-U	PROD.CHIM.SPECIAUX NDA
BAR AND RGDS,STEEL	U S A			1	1	E-U	DERIVE PETR.CHARB.NDA
STRUCTURAL SHAPES	U S A			10	10	E-U	BARRES ET TIGES ACIER
	CTHER	7			7	AUTRE	PROFILES DE CONSTRUCT.
COMMODITY TOTAL		7		10	17		TOTAL DE MARCHANDISE
PIPES,TUBES:IRON,STEEL	GREEK	141			141	GRECQ	TUYAUX,TUBES:FER,ACIER
	OTHER	94			94	AUTRE	
COMMODITY TOTAL		235			235		TOTAL DE MARCHANDISE
WIRE	U S A			7	7	E-U	FIL METALLIQUE
ALUMINIUM	GREEK	83			83	GRECQ	ALUMINIUM
	CTHER	359			359	AUTRE	
COMMODITY TOTAL		442			442		TOTAL DE MARCHANDISE
COPPER AND ALLOYS	GREEK	20			20	GRECQ	CUIVRE ET ALLIAGES
	CTHER	30			30	AUTRE	
COMMODITY TOTAL		50			50		TOTAL DE MARCHANDISE
NON-FERROUS METALS NES	U S A			2	2	E-U	METAUX NON-FERREUX NDA
METAL FAB.BASIC PRGD.	CTHER	150			150	AUTRE	DUVR.DE BASE EN METAL
BRICKS,TILES NES	GREEK	423			423	GRECQ	BRICKES,TILES NDA
	OTHER	699			699	AUTRE	
COMMODITY TOTAL		1,122			1,122		TOTAL DE MARCHANDISE
CEMENT	GREEK	98			98	GRECQ	CIMENT
MISC.FABRICATED PRGD.	CTHER	6			6	AUTRE	DUVRAGES DIVERS
MACHINERY NES	GREEK	120			120	GRECQ	MACHINES NDA
	U S A			36	36	E-U	
	CTHER	1,885			1,885	AUTRE	
COMMODITY TOTAL		2,005		36	2,041		TOTAL DE MARCHANDISE
RAILWAY ROLLING STOCK	U S A			4	4	E-U	MAT.ROUL-DE CH.DE FER
PASS.AUTOS AND CHASSIS	CTHER	1			1	AUTRE	VOITURES PART.CHASSIS
TRUCKS AND CHASSIS	U S A			10	10	E-U	CAMIONS ET CHASSIS
	CTHER	550	196		746	AUTRE	
COMMODITY TOTAL		550	196	10	756		TOTAL DE MARCHANDISE
MOTOR VEHICLE ENGINES	U S A			2	2	E-U	MOTEURS DE VEH.AUTOM.
	CTHER	38			38	AUTRE	
COMMODITY TOTAL		38		2	40		TOTAL DE MARCHANDISE
ROAD MOTOR VEH. NES	U S A			2	2	E-U	VEH.AUTOM.ROUTIERS NDA
EQUIPMENT MISC.	GREEK	7			7	GRECQ	MATERIEL DIVERS
	U S A			24	24	E-U	
	OTHER	39			39	AUTRE	
COMMODITY TOTAL		46		24	70		TOTAL DE MARCHANDISE
PERSONAL,HOUSEHOLD GOODS	U S A			5	5	E-U	ART.PERS.ET MENAGERS
	CTHER	45			45	AUTRE	
COMMODITY TOTAL		45		5	50		TOTAL DE MARCHANDISE
MISC. END PRODUCTS NES	CTHER	4			4	AUTRE	PRODUITS FINIS DIV.NDA
GENERAL CARGO	CTHER	17			17	AUTRE	MARCHANDISES DIVERSES
CONTAINERIZED FREIGHT	U S A			24	24	E-U	FRET CONTENEURESE
COUNTRY/REGION TOTAL		21,378*	196*	4,591*	26,165*		TOTAL DE PAYS/REGION
COLOMBIA							COLOMBIE
DAIRY PROD.EGGS,HCNEY	OTHER	33			33	AUTRE	PROD.LAIT.,OEUF,MIEL
VEGETABLES, DRIED	GER	363			363	ALL	LEGUMES, SECS
SAUSAGE SKINS,CASINGS	CTHER	1			1	AUTRE	BOYAUX A SAUCISSES
MISC.FOOD PREP.NES	OTHER	3			3	AUTRE	DIV.PREP.ALIM.NDA
SEEDS FOR SOWING NES	CTHER			5	5	AUTRE	GRAINES DE SEMENCE NDA
ORES AND CONC.NES	CTHER	9			9	AUTRE	MINERAIIS ET CONC.NDA
IRON AND STEEL SCRAP	OTHER	26			26	AUTRE	DECHETS DE FER, DACIER
SLAG,GROSS,BY-FRDUCTS	CTHER			5	5	AUTRE	POUS.GUEUL.SCOR.PROD.
ASBESTOS	DENMK	1,726			1,726	DANMK	AMIANTE
	U S A			257	257	E-U	
	OTHER	1,933			2,538	AUTRE	
COMMODITY TOTAL		3,659		862	4,521		TOTAL DE MARCHANDISE
WASTE AND SCRAP NES	CTHER	115			115	AUTRE	DECHETS ET REBUTS NDA
PULP	U S A			1,429	1,429	E-U	PATE
	CTHER			1,434	1,434	AUTRE	
COMMODITY TOTAL				2,863	2,863		TOTAL DE MARCHANDISE
NEWSPRINT PAPER	DENMK	2,035			2,035	DANMK	PAPIER JOURNAL
	GER	5,589			5,589	ALL	
	NORW	12,764		475	13,239	NORV	
	LIBER	1,862			1,862	LIBER	
	PANAM	2,143			2,143	PANAM	
	CAN	9,900			9,900	CAN	
	CTHER	5,388		1,091	6,479	AUTRE	
COMMODITY TOTAL		39,681		1,566	41,247		TOTAL DE MARCHANDISE
PAPER NES	OTHER	10			10	AUTRE	PAPIER NDA
TEXTILE FAB.MTL NES	GER		1		1	ALL	DUVR.EN MAT.TEXT.NDA
	OTHER	25			25	AUTRE	
COMMODITY TOTAL		25	1		26		TOTAL DE MARCHANDISE
OILS,FATS,WAXES NES	CTHER	56			56	AUTRE	HUIL.MAT.GRAS.CIRE NDA
METALLIC SALTS	OTHER	83		406	489	AUTRE	SELS METALLIQUES
INORGANIC CHEMS. NES	CTHER	305			725	AUTRE	PROD.CHIM.INORG.NDA
ORGANIC CHEMICALS NES	OTHER	59	253		312	AUTRE	PROD.CHIM.ORGAN.NDA

TABLE 1. CARGOES LOADED AT CANADIAN PORTS FOR FOREIGN COUNTRIES IN 1975.

TABLEAU 1. MARCHANDISES CHARGÉES DANS LES PORTS CANADIENS A DESTINATION DE PAYS ÉTRANGERS EN 1975.

COUNTRY OF DESTINATION AND KIND OF CARGO	REGISTRY OF VESSEL	ATLANTIC ATLANTIQUE	GREAT LAKES GRANDS LACS	PACIFIC PACIFIQUE	TOTAL TOTAL	IMMATIC. DU NAVIRE	PAYS DE DESTINATION ET MARCHANDISE
COLOMBIA	CAN	65			65	CAN	COLOMBIE
EXPLOS., FUSES, CAPS	CTHER	536			536	AUTRE	SUITE EXPLOS., AMORCES, DET.
COMMODITY TOTAL		601			601		TOTAL DE MARCHANDISE
POTASH	PANAM			5,520	5,520	PANAM	POTASSE
AGRICULTURAL CHEMICALS	CTHER	6	190		196	AUTRE	PROD. CHIM. AGRICOLES
PLASTIC MATERIALS	U S A			1,462	1,462	E-U	MATIERES PLASTIQUES
	CTHER	5	1		1,234	AUTRE	
COMMODITY TOTAL		5	1	2,690	2,696		TOTAL DE MARCHANDISE
DYESTUFF, PIGMENT, PAINT	CTHER	10	10		20	AUTRE	MAT. COLOR. PIG. PEINTURE
CHEM. SPECIALTIES NES	CTHER	1			1	AUTRE	PROD. CHIM. SPECIAUX NDA
LUBRICATING OIL, GREASE	CTHER	6			6	AUTRE	HUILE, GRAISSE LUBRIF.
CASTINGS, FORGINGS	CTHER	41			41	AUTRE	MOUL. PIECES FORGEES
BAR AND RODS, STEEL	U S A			3	3	E-U	BARRES ET TIGES ACIER
PLATE & SHEET STEEL	GER		813		813	ALL	TOLES, FEUILLES DACIER
	LIBER		280		280	LIBER	
	CTHER		382		382	AUTRE	
COMMODITY TOTAL			1,475		1,475		TOTAL DE MARCHANDISE
PIPES, TUBES: IRON, STEEL	CTHER	12			12	AUTRE	TUYAUX, TUBES: FER, ACIER
WIRE	CTHER	10			10	AUTRE	FIL METALLIQUE
ALUMINIUM	DENMK	454			454	DANMK	ALUMINIUM
	U S A			507	507	E-U	
	CTHER	1,462			1,462	AUTRE	
COMMODITY TOTAL		1,916		507	2,423		TOTAL DE MARCHANDISE
COPPER AND ALLOYS	CTHER	1			1	AUTRE	CUIVRE ET ALLIAGES
NICKEL AND ALLOYS	CTHER	7			7	AUTRE	NICKEL ET ALLIAGES
ZINC AND ALLOYS	U S A			441	441	E-U	ZINC ET ALLIAGES
	CTHER			440	440	AUTRE	
COMMODITY TOTAL				881	881		TOTAL DE MARCHANDISE
METAL FAB. BASIC PRD.	U S A			1	1	E-U	OUVR. DE BASE EN METAL
	CTHER	30	5		35	AUTRE	
COMMODITY TOTAL		30	5	1	36		TOTAL DE MARCHANDISE
BRICKS, TILES NES	LIBER	294			294	LIBER	BRIQUES, TUILES NDA
	CTHER	307			307	AUTRE	
COMMODITY TOTAL		601			601		TOTAL DE MARCHANDISE
TRACTORS	CTHER			2	2	AUTRE	TRACTEURS
MACHINERY NES	U S A			4	4	E-U	MACHINES NDA
	CTHER	76	95		171	AUTRE	
COMMODITY TOTAL		76	95	4	175		TOTAL DE MARCHANDISE
PASS. AUTOS AND CHASSIS	CTHER	9			9	AUTRE	VOITURES PART., CHASSIS
MOTOR VEHICLE ENGINES	LIBER		1		1	LIBER	MOTEURS DE VEH. AUTOM.
	U S A			12	12	E-U	
	CTHER	164	17		181	AUTRE	
COMMODITY TOTAL		164	18	12	194		TOTAL DE MARCHANDISE
EQUIPMENT MISC.	LIBER		18		18	LIBER	MATERIEL DIVERS
	CTHER	16	6	38	60	AUTRE	
COMMODITY TOTAL		16	24	38	78		TOTAL DE MARCHANDISE
PERSONAL, HOUSEHOLD GOODS	DENMK	1			1	DANMK	ART. PERS. ET MENAGERS
	GER		1		1	ALL	
	CTHER	19			19	AUTRE	
COMMODITY TOTAL		20	1		21		TOTAL DE MARCHANDISE
MISC. END PRODUCTS NES	CTHER	13			13	AUTRE	PRODUITS FINIS DIV. NDA
GENERAL CARGO	DENMK	488			488	DANMK	MARCHANDISES DIVERSES
	CTHER	90			90	AUTRE	
COMMODITY TOTAL		578			578		TOTAL DE MARCHANDISE
COUNTRY/REGION TOTAL		48,551*	2,073*	15,785*	66,409*		TOTAL DE PAYS/REGION
ECUADOR							EQUATEUR
OATS	CTHER	5,567			5,567	AUTRE	AVOINE
MISC. FOOD PREP. NES	CTHER	18			18	AUTRE	DIV. PREP. ALIM. NDA
FEEDS OF ANIMAL ORIGIN	CTHER			4	4	AUTRE	PROV. D'ORIGINE ANIMALE
ASBESTOS	U S A			607	607	E-U	AMIANTE
	OTHER	899		1,325	2,224	AUTRE	
COMMODITY TOTAL		899		1,932	2,831		TOTAL DE MARCHANDISE
PULP	U S A			42	42	E-U	PATE
NEWSPRINT PAPER	GER	1,929			1,929	ALL	PAPIER JOURNAL
	NORW	1,652		4,204	5,856	NORV	
	CTHER	5,444		2,700	8,144	AUTRE	
COMMODITY TOTAL		9,025		6,904	15,929		TOTAL DE MARCHANDISE
PAPER NES	CTHER	56		57	113	AUTRE	PAPIER NDA
PAPERBOARD	GER	3,381			3,381	ALL	CARTON
	GREEK	1,076			1,076	GRECC	
	CTHER	3,407			3,407	AUTRE	
COMMODITY TOTAL		7,864			7,864		TOTAL DE MARCHANDISE
BLDG. PAPER AND BOARD	OTHER	279			279	AUTRE	PLAQ. CONSTR., PAP/CART.
INORGANIC CHEMS. NES	GREEK	35			35	GRECC	PROD. CHIM. INORG. NDA
	LIBER		104		104	LIBER	
	CTHER	203			203	AUTRE	
COMMODITY TOTAL		238	104		342		TOTAL DE MARCHANDISE
ORGANIC CHEMICALS NES	CTHER	4		1	5	AUTRE	PROD. CHIM. ORGAN. NDA
EXPLOS., FUSES, CAPS	CAN	30			30	CAN	EXPLOS., AMORCES, DET.
	CTHER	16			16	AUTRE	
COMMODITY TOTAL		46			46		TOTAL DE MARCHANDISE
POTASH	PANAM			9,075	9,075	PANAM	POTASSE
DYESTUFF, PIGMENT, PAINT	CTHER	1			1	AUTRE	MAT. COLOR. PIG. PEINTURE

TABLE 1. CARGOES LOADED AT CANADIAN PORTS FOR FOREIGN COUNTRIES IN 1975.

TABLEAU 1. MARCHANDISES CHARGÉES DANS LES PORTS CANADIENS A DESTINATION DE PAYS ÉTRANGERS EN 1975.

COUNTRY OF DESTINATION AND KIND OF CARGO	REGISTRY OF VESSEL	ATLANTIC ATLANTIQUE	GREAT LAKES GRANDS LACS	PACIFIC PACIFIQUE	TOTAL TOTAL	IMMATIC. DU NAVIRE	PAYS DE DESTINATION ET MARCHANDISE
ECUADOR CCNT.							EQUATEUR SUITE
STRUCTURAL SHAPES	GER		9		9	ALL	PROFILES DE CONSTRUCT.
WIRE	CTHER	7			7	AUTRE	FIL METALLIQUE
ALUMINUM	DENMK	11			11	DANMK	ALUMINIUM
	CTHER	917			917	AUTRE	
COMMODITY TOTAL		928			928		TOTAL DE MARCHANDISE
COPPER AND ALLYS	CTHER	365	2		367	AUTRE	CUIVRE ET ALLIAGES
METAL FAB. BASIC PRCD.	GREEK		20		20	GRECQ	OUVR. DE BASE EN METAL
	CTHER	77	10		87	AUTRE	
COMMODITY TOTAL		77	30		107		TOTAL DE MARCHANDISE
NON-MET. MIN. BASIC PROD	CTHER	57			57	AUTRE	PROD. MIN. NON-MET. BASE
TRACTORS	CTHER		1		1	AUTRE	TRACTEURS
MACHINERY NES	GER		8		8	ALL	MACHINES NDA
	GREEK	802			802	GRECQ	
	CTHER	436			436	AUTRE	
COMMODITY TOTAL		1,238	8		1,246		TOTAL DE MARCHANDISE
PASS. AUTOS AND CHASSIS	CTHER			2	2	AUTRE	VOITURES PART., CHASSIS
TRUCKS AND CHASSIS	CTHER	22		2	24	AUTRE	CAMIONS ET CHASSIS
MOTOR VEHICLE ENGINES	CTHER	71			71	AUTRE	MOTEURS DE VEH. AUTOM.
EQUIPMENT MISC.	DENMK	14			14	DANMK	MATERIEL DIVERS
	NORW		1		1	NORV	
	CTHER	59	1		60	AUTRE	
COMMODITY TOTAL		73	2		75		TOTAL DE MARCHANDISE
PERSONAL, HOUSEHOLD GOODS	GER		2		2	ALL	ART. PERS. ET MENAGERS
	GREEK	2			2	GRECQ	
	CTHER	68		1	69	AUTRE	
COMMODITY TOTAL		70	2	1	73		TOTAL DE MARCHANDISE
CONTAINERS, CLOSURES	CTHER		5		5	AUTRE	CONTENEURS, FERMETURES
MISC. END PRODUCTS NES	GREEK	4			4	GRECQ	PRODUITS FINIS DIV. NDA
	CTHER	3			3	AUTRE	
COMMODITY TOTAL		7			7		TOTAL DE MARCHANDISE
GENERAL CARGO	CTHER	8			8	AUTRE	MARCHANDISES DIVERSES
CONTAINERIZED FREIGHT	CTHER	190			190	AUTRE	FRET CONTENEURESE
COUNTRY/REGION TOTAL		27,110*	163*	18,020*	45,293*		TOTAL DE PAYS/REGION
PERU							PERU
DAIRY PROD. EGGS, HONEY	CTHER			1	1	AUTRE	PROD. LAIT., OEUFS, MIEL
BARLEY	GREEK			2,176	2,176	GRECQ	ORGE
	JAPAN			4,402	4,402	JAPON	
	CTHER		3,049	8,868	11,917	AUTRE	
COMMODITY TOTAL			3,049	15,446	18,495		TOTAL DE MARCHANDISE
WHEAT	GREEK			28,936	28,936	GRECQ	BLE
	LIBER			28,616	28,616	LIBER	
COMMODITY TOTAL			1,769	57,552	57,552		TOTAL DE MARCHANDISE
MALT AND MALT FLOUR	GREEK		1,769		1,769	GRECQ	MALT ET FARINE DE MALT
	CTHER	37			37	AUTRE	
COMMODITY TOTAL		37	1,769		1,806		TOTAL DE MARCHANDISE
VEGETABLES, DRIED	CTHER	33			33	AUTRE	LEGUMES, SECS
MISC. FOOD PREP. NES	GREEK	1			1	GRECQ	DIV. PREP. ALIM. NDA
	CTHER	20			20	AUTRE	
COMMODITY TOTAL		21			21		TOTAL DE MARCHANDISE
ROLTS. ROUND TIMBER	CTHER			940	940	AUTRE	BILLOTS, BOIS ROUNDS
ASBESTOS	GER	490			490	ALL	AMIANTE
	GREEK	678			678	GRECQ	
	JAPAN	160			160	JAPON	
	U S A			497	497	E-U	
	CTHER	5,075			5,075	AUTRE	
COMMODITY TOTAL		6,403		497	6,900		TOTAL DE MARCHANDISE
SAND AND GRAVEL	CTHER	29			29	AUTRE	SABLE ET GRAVIERS
CRUDE NON-MET. MIN. NES	GER	509			509	ALL	MIN. NON-MET. BRUTS NDA
	GREEK	708			708	GRECQ	
	CTHER	410			410	AUTRE	
COMMODITY TOTAL		1,627			1,627		TOTAL DE MARCHANDISE
RUBBER FAB. MATERIALS	GREEK	6			6	GRECQ	DEMI-PROD. CAOUTCHOUC
	CTHER	148			148	AUTRE	
COMMODITY TOTAL		154			154		TOTAL DE MARCHANDISE
LUMBER AND TIMBER	CTHER			1,152	1,152	AUTRE	BOIS D'OEUVRE ET CHARP.
VENEER, PLYWOOD	CTHER	5			5	AUTRE	PLACAGES, CONTRE-PLAQ.
PULP	U S A			670	670	E-U	PATE
	CTHER			271	271	AUTRE	
COMMODITY TOTAL				941	941		TOTAL DE MARCHANDISE
NEWSPRINT PAPER	GER	2,687			2,687	ALL	PAPIER JOURNAL
	GREEK	3,050		500	3,550	GRECQ	
	JAPAN	2,966			2,966	JAPON	
	CTHER	11,337		1,713	13,050	AUTRE	
COMMODITY TOTAL		20,040		2,213	22,253		TOTAL DE MARCHANDISE
PAPER NES	JAPAN			3	3	JAPON	PAPIER NDA
	CTHER			2	2	AUTRE	
COMMODITY TOTAL				5	5		TOTAL DE MARCHANDISE
BLDG. PAPER AND BOARD	GER	4			4	ALL	PLAQ. CONSTR., PAP/CART.
TEXTILE FAB. MTL NES	GER	25			25	ALL	OUVR. EN MAT. TEXT. NDA
	GREEK	28			28	GRECQ	
	JAPAN	5			5	JAPON	
	CTHER	67			67	AUTRE	
COMMODITY TOTAL		125			125		TOTAL DE MARCHANDISE

TABLE 1. CARGOES LOADED AT CANADIAN PORTS FOR FOREIGN COUNTRIES IN 1975.

TABLEAU 1. MARCHANDISES CHARGÉES DANS LES PORTS CANADIENS A DESTINATION DE PAYS ÉTRANGERS EN 1975.

COUNTRY OF DESTINATION AND KIND OF CARGO	REGISTRY OF VESSEL	ATLANTIC ATLANTIQUE	GREAT LAKES GRANDS LACS	PACIFIC PACIFIQUE	TOTAL TOTAL	IMMATIC. DU NAVIRE	PAYS DE DESTINATION ET MARCHANDISE
PERU CCNT. OILS, FATS, WAXES NES SULPHURIC ACID METALLIC SALTS	U S A CTHER GER CTHER			42	42	E-U AUTRE ALL AUTRE	PEROU SUITE HUIL, MAT. GRAS. CIRE NDA ACIDE SULFURIQUE SELS METALLIQUES
COMMODITY TOTAL		100			100		TOTAL DE MARCHANDISE PROD. CHIM. INORG. NDA
INORGANIC CHEMS. NES	GER CTHER	2 46			2 46	ALL AUTRE	TOTAL DE MARCHANDISE PROD. CHIM. ORG. NDA
COMMODITY TOTAL		48			48		TOTAL DE MARCHANDISE PROD. CHIM. ORG. NDA
ORGANIC CHEMICALS NES	JAPAN CTHER	1 5			1 5	JAPON AUTRE	TOTAL DE MARCHANDISE EXPLOS., AMORCES, DET.
COMMODITY TOTAL		6			6		TOTAL DE MARCHANDISE EXPLOS., AMORCES, DET.
EXPLOS., FUSES, CAPS	CAN CTHER	7 331			7 331	CAN AUTRE	TOTAL DE MARCHANDISE POTASSE
COMMODITY TOTAL		338			338		TOTAL DE MARCHANDISE POTASSE
POTASH	GREEK CTHER			11,574	11,574	GRECQ AUTRE	PROD. CHIM. AGRICOLES
AGRICULTURAL CHEMICALS	GREEK CTHER	3 54			3 54	AUTRE GRECQ	CAOUTCHOUC SYNTHETIQUE
SYNTHETIC RUBBER	GREEK CTHER	19 5	16		35 5	AUTRE GRECQ	MATIERES PLASTIQUES
PLASTIC MATERIALS	GREEK CTHER	5 33			5 34	AUTRE	MAT. COLOR. PIG. PEINTURE
DYESTUFF, PIGMENT, PAINT		38		1	39		TOTAL DE MARCHANDISE PRDD. CHIM. SPECIAUX NDA
COMMODITY TOTAL			27 36		27 36	GRECQ GRECQ	ASPHALTE, BITUME LIQD.
CHEM. SPECIALTIES NES	GREEK GREEK CTHER	41 41			41 41	AUTRE	TOTAL DE MARCHANDISE DERIVE PETR. CHARB. NDA
ASPHALTS, ROAD OILS		41	36		77		MOUL. PIECES FORGEES
COMMODITY TOTAL		41	36		77		TOTAL DE MARCHANDISE BARRIS ET TIGES ACIER
PETROL. LOCAL PROD. NES	OTHER GER	50 45			50 45	AUTRE ALL	TOLES, FEUILLES DACIER
CASTINGS, FORGINGS	GREEK JAPAN OTHER	54 11 88			54 11 88	GRECQ JAPON AUTRE	TOTAL DE MARCHANDISE PROFILES DE CONSTRUCT.
COMMODITY TOTAL		198			198		RAILS, MAT. VOIE PREPRE
BARIS AND RODS, STEEL	CTHER GER	318 1,381	611		318 1,992	AUTRE ALL	TOTAL DE MARCHANDISE TOYEAUX, TUBES: FER, ACIER
PLATE & SHEET STEEL	GREEK JAPAN OTHER	177 998 10,191		1,822	177 998 12,013	GRECQ JAPON AUTRE	TOTAL DE MARCHANDISE TOYEAUX, TUBES: FER, ACIER
COMMODITY TOTAL		12,747	2,433		15,180		TOTAL DE MARCHANDISE TOYEAUX, TUBES: FER, ACIER
STRUCTURAL SHAPES	OTHER	180			180	AUTRE	TOTAL DE MARCHANDISE TOYEAUX, TUBES: FER, ACIER
RAILS & TRACK MATERIAL	DENMK LIBER JAPAN CTHER	6,941 6,984			6,941 6,984	DANMK LIBER JAPON AUTRE	TOTAL DE MARCHANDISE TOYEAUX, TUBES: FER, ACIER
COMMODITY TOTAL		13,925			13,934		TOTAL DE MARCHANDISE TOYEAUX, TUBES: FER, ACIER
PIPES, TUBES: IRON, STEEL	GER JAPAN OTHER	9 8 487			9 8 631	ALL JAPON AUTRE	TOTAL DE MARCHANDISE FIL METALLIQUE
COMMODITY TOTAL		504		144	648		TOTAL DE MARCHANDISE FIL METALLIQUE
WIRE	GER JAPAN CTHER	4 211 215			4 211 216	ALL JAPON AUTRE	TOTAL DE MARCHANDISE ALUMINIUM
COMMODITY TOTAL		211		1	216		TOTAL DE MARCHANDISE ALUMINIUM
ALUMINIUM	JAPAN CTHER	1 1,416			1 1,416	JAPON AUTRE	TOTAL DE MARCHANDISE CUIVRE ET ALLIAGES
COMMODITY TOTAL		1,417			1,417		TOTAL DE MARCHANDISE CUIVRE ET ALLIAGES
COPPER AND ALLCS	JAPAN CTHER	4 12			4 12	JAPON AUTRE	TOTAL DE MARCHANDISE NICKEL ET ALLIAGES
COMMODITY TOTAL		16			16		TOTAL DE MARCHANDISE NICKEL ET ALLIAGES
NICKEL AND ALLCS	CTHER	1			1	AUTRE	TOTAL DE MARCHANDISE METAUX NON-FERREUX NDA
NON-FERROUS METALS NES	GER OTHER	87 2			87 2	ALL AUTRE	TOTAL DE MARCHANDISE OUVR. DE BASE EN METAL
COMMODITY TOTAL		89			89		TOTAL DE MARCHANDISE OUVR. DE BASE EN METAL
METAL FAB. BASIC PROD.	GER GREEK OTHER	7 99 115	15		7 114 116	ALL GRECQ AUTRE	TOTAL DE MARCHANDISE BRIQUES, TUILES NDA
COMMODITY TOTAL		221	15	1	237		TOTAL DE MARCHANDISE OUVR. DE BASE EN VERRE
BRICKS, TILES NES	OTHER	981			981	AUTRE	TRACTEURS
GLASS BASIC PRODUCTS	CTHER	1			1	AUTRE	MACHINES NDA
TRACTORS	CTHER	71			71	AUTRE	TOTAL DE MARCHANDISE MACHINES NDA
MACHINERY NES	GER GREEK JAPAN OTHER	92 101 133 1,669	4		92 105 134 2,013	ALL GRECQ JAPON AUTRE	TOTAL DE MARCHANDISE MAT. ROUL. DE CH. DE FER
COMMODITY TOTAL		1,995	4	1	2,344		TOTAL DE MARCHANDISE MAT. ROUL. DE CH. DE FER
RAILWAY ROLLING STOCK	GER GREEK JAPAN CTHER	5 4 163 65			5 4 163 65	ALL GRECQ JAPON AUTRE	TOTAL DE MARCHANDISE VOITURES PART., CHASSIS
COMMODITY TOTAL		237			237		TOTAL DE MARCHANDISE CAMIONS ET CHASSIS
PASS. AUTOS AND CHASSIS	DOTHER JAPAN CTHER	5 80 934			5 80 934	AUTRE JAPON AUTRE	TOTAL DE MARCHANDISE MOTEURS DE VEH. AUTOM.
COMMODITY TOTAL		1,014			1,014		TOTAL DE MARCHANDISE MOTEURS DE VEH. AUTOM.
MOTOR VEHICLE ENGINES	OTHER	32	21		53	AUTRE	VEH. AUTOM. ROUTIERS NDA
ROAD MOTOR VEH. NES	CTHER	11			11	AUTRE	NAVIRES, AVIONS, VEH. DIV
SHIPS, AIRCRAFT, MIS. VEH	U S A CTHER					E-U AUTRE	TOTAL DE MARCHANDISE
COMMODITY TOTAL				26	26		TOTAL DE MARCHANDISE

TABLE 1. CARGOES LOADED AT CANADIAN PORTS FOR FOREIGN COUNTRIES IN 1975.

TABLEAU 1. MARCHANDISES CHARGÉES DANS LES PORTS CANADIENS A DESTINATION DE PAYS ÉTRANGERS EN 1975.

COUNTRY OF DESTINATION AND KIND OF CARGO	REGISTRY OF VESSEL	ATLANTIC ATLANTIQUE	GREAT LAKES GRANDS LACS	PACIFIC PACIFIQUE	TOTAL TOTAL	IMMATIC. DU NAVIRE	PAYS DE DESTINATION ET MARCHANDISE
PERU							PEROU
RUBBER TIRES AND TUBES	OTHER	153			153	AUTRE	SUITE
EQUIPMENT MISC.	GER	16			16	ALL	PNEUS, CHAMBRES A AIR
	GREEK	28			28	GRECC	MATERIEL DIVERS
	JAPAN	112		28	140	JAPON	
	U S A			3	3	E-U	
	OTHER	216		55	271	AUTRE	
COMMODITY TOTAL		372		86	458		TOTAL DE MARCHANDISE
PERSONAL, HOUSEHOLD GOODS	JAPAN			1	1	JAPON	ART. PERS. ET MENAGERS
	U S A			1	1	E-U	
	OTHER	46		4	53	AUTRE	
COMMODITY TOTAL		46		6	55		TOTAL DE MARCHANDISE
FIREARMS, AMMUNITION	OTHER	52	3		52	AUTRE	ARMES A FEU, MUNITIONS
CONTAINERS, CLOSURES	GER	18	3		18	ALL	CONTENEURS, FERMETURES
	GREEK	2			2	GRECC	
	OTHER	45			45	AUTRE	
COMMODITY TOTAL		65			65		TOTAL DE MARCHANDISE
MISC. END PRODUCTS NES	OTHER	31		1	32	AUTRE	PRODUITS FINIS DIV. NDA
GENERAL CARGO	GER	4			4	ALL	MARCHANDISES DIVERSES
	OTHER	24			24	AUTRE	
COMMODITY TOTAL		28			28		TOTAL DE MARCHANDISE
COUNTRY/REGION TOTAL		64,101*	7,373*	90,990*	162,464*		TOTAL DE PAYS/REGION
SURINAM							SURINAM
EXPLOS., FUSES, CAPS	CAN	89			89	CAN	EXPLOS., AMORCES, DET.
	OTHER	111			111	AUTRE	
COMMODITY TOTAL		200			200		TOTAL DE MARCHANDISE
COUNTRY/REGION TOTAL		200*	*	*	200*		TOTAL DE PAYS/REGION
URUGUAY							URUGUAY
POTATOES	DENMK	2,210			2,210	DANMK	POMMES DE TERRE
	OTHER	15,801			15,801	AUTRE	
COMMODITY TOTAL		18,011			18,011		TOTAL DE MARCHANDISE
NEWSPRINT PAPER	U K	549			549	R U	PAPIER JOURNAL
	NORW			630	630	NORV	
COMMODITY TOTAL		549		630	1,179		TOTAL DE MARCHANDISE
ORGANIC CHEMICALS NES	U K	3,417			3,417	R U	PROD. CHIM. ORGAN. NDA
	NORW	3,086			3,086	NORV	
COMMODITY TOTAL		6,503			6,503		TOTAL DE MARCHANDISE
COUNTRY/REGION TOTAL		25,063*	*	630*	25,693*		TOTAL DE PAYS/REGION
VENEZUELA							VENEZUELA
MEAT, FRESH OR FROZEN	PANAM	57			57	PANAM	VIANDE, FRAICHE / CONG.
FISH, FRESH OR FROZEN	U K			3	3	R U	POISSON, FRAIS OU CONG.
	GER	17			17	ALL	
	PANAM	422			422	PANAM	
COMMODITY TOTAL		439		3	442		TOTAL DE MARCHANDISE
FISH, SALTED OR CURED	U K			8	8	R U	POISSON, SALE OU FUME
FISH, CANNED	U K			11	11	R U	POISSON EN BOITES
	U S A			112	112	E-U	
COMMODITY TOTAL				123	123		TOTAL DE MARCHANDISE
MILK POWDER	GER	164			164	ALL	LAIT EN Poudre
	PANAM	699			699	PANAM	
COMMODITY TOTAL		863			863		TOTAL DE MARCHANDISE
DAIRY PROD. EGGS, HONEY	GER	72			72	ALL	PROD. LAIT., OEUFS, MIEL
	GREEK	70			70	GRECC	
	PANAM	224			224	PANAM	
COMMODITY TOTAL		366			366		TOTAL DE MARCHANDISE
BARLEY	GER	18			18	ALL	ORGE
OATS	DENMK	2,340			2,340	DANMK	AVOINE
	GER	40	3,406		3,446	ALL	
	GREEK	36			36	GRECC	
	SWEDN		2,235		2,235	SUEDE	
	PANAM	992			992	PANAM	
	OTHER	442	161		603	AUTRE	
COMMODITY TOTAL		3,850	5,802		9,652		TOTAL DE MARCHANDISE
RVE	PANAM	7			7	PANAM	SEIGLE
WHEAT	U K	22,000			22,000	R U	BLE
	GER	594			594	ALL	
	GREEK	16,833			16,833	GRECC	
	LIBER	42,900			42,900	LIBER	
	PANAM	23,099			23,099	PANAM	
COMMODITY TOTAL		105,426			105,426		TOTAL DE MARCHANDISE
MALT AND MALT FLOUR	GER	1,048			1,048	ALL	MALT ET FARINE DE MALT
	GREEK	656			656	GRECC	
	PANAM	3,463			3,463	PANAM	
COMMODITY TOTAL		5,167			5,167		TOTAL DE MARCHANDISE
CEREALS MILLED, NES	GER	26			26	ALL	CEREALES MOUTURÉES, NDA
APPLES	U K			170	170	R U	POMMES
	U S A			482	482	E-U	
COMMODITY TOTAL				652	652		TOTAL DE MARCHANDISE

TABLE 1. CARGOES LOADED AT CANADIAN PORTS FOR FOREIGN COUNTRIES IN 1975.

TABLEAU 1. MARCHANDISES CHARGÉES DANS LES PORTS CANADIENS A DESTINATION DE PAYS ÉTRANGERS EN 1975.

COUNTRY OF DESTINATION AND KIND OF CARGO	REGISTRY OF VESSEL	ATLANTIC ATLANTIQUE	GREAT LAKES GRANDS LACS	PACIFIC PACIFIQUE	TOTAL TOTAL	IMMATIC. DU NAVIRE	PAYS DE DESTINATION ET MARCHANDISE
VENEZUELA CCNT. FRESH FRUITS, BERRIES POTATOES	U S A U K DENMK GER GREEK PANAM CAN CTHER			19	19 2,342 2,699 228 681 392 1,098 4,025	E-U R U DANMK ALL GRECC PANAM CAN AUTRE	VENEZUELA SUITE FRUITS, BAIES FRAIS POMMES DE TERRE
COMMODITY TOTAL		11,465			11,465		TOTAL DE MARCHANDISE
VEGETABLES, FRESH	GER	113			113	ALL	LEGUMES, FRAIS
VEGETABLES, FROZEN	GER PANAM	65 193			65 193	ALL PANAM	LEGUMES, CONGELES
COMMODITY TOTAL		258			258		TOTAL DE MARCHANDISE
VEGETABLES, DRIED	PANAM	1			1	PANAM	LEGUMES, SECS
VEGETABLE PREP. NES	U K PANAM U S A			3	3 2 19	R U PANAM E-U	PREP. DE LEGUMES NDA
COMMODITY TOTAL		2		15	19		TOTAL DE MARCHANDISE
SUGAR, NES	GER CTHER	2 20		22	2 20	ALL AUTRE	SUCRE, NDA
COMMODITY TOTAL		22			22		TOTAL DE MARCHANDISE
MISC. FOOD PREP. NES	PANAM	16			16	PANAM	DIV. PREP. ALIM. NDA
GROUND CEREALS NES	GER PANAM	1,104 9			1,104 9	ALL PANAM	CEREALES MOULUES NDA
COMMODITY TOTAL		1,113			1,113		TOTAL DE MARCHANDISE
OIL SEED MEAL, CAKE NES	GREEK	4			4	GRECC	FAR. TOURT. OLEAG. NDA
BREWERS GRAINS	GREEK		12		12	GRECC	GRAINS DE BRASSERIE
CCNC. COMPLETE FEEDS	GER	8			8	ALL	CCNC., PROV. COMPLETES
DIST. ALCOHOLIC BEV.	GER GREEK PANAM	8 5 4			8 5 4	ALL GRECC PANAM	BOISS. ALCOOL. DIST.
COMMODITY TOTAL		17			17		TOTAL DE MARCHANDISE
RAW HIDES AND SKINS	GER	30			30	ALL	PEAUX ET CUIRS BRUT
MUSTARD SEED	U K U S A			11 17	11 17	R U E-U	GRAINE DE MOUTARDE
COMMODITY TOTAL				28	28		TOTAL DE MARCHANDISE
TEXTILE FIBRES NES	PANAM	12			12	PANAM	FIBRES TEXTILES NDA
DRES AND CDNC. NES	PANAM	10			10	PANAM	MINI-PAIS ET CDNC. NDA
ASBESTOS	U K GER GREEK PANAM U S A CTHER			3,675	3,675 2,888 126 2,622 372 210	R U ALL GRECC PANAM E-U AUTRE	AMIANTE
COMMODITY TOTAL		5,846		4,047	9,893		TOTAL DE MARCHANDISE
CRUDE NON-MET. MIN. NES	GER	36			36	ALL	MIN. NON-MET. BRUTS NDA
WASTE AND SCRAP NES	PANAM	70			70	PANAM	DECHETS ET REBUTS NDA
LUMBER AND TIMBER	GER PANAM	54 20			54 20	ALL PANAM	BOIS D'OEUVRE ET CHARP.
COMMODITY TOTAL		74			74		TOTAL DE MARCHANDISE
SAWMILL PRODUCTS NES	GER PANAM	2 17			2 17	ALL PANAM	SCIAGES NDA
COMMODITY TOTAL		19			19		TOTAL DE MARCHANDISE
WOOD FAB. MATERIALS	GER PANAM	50 177			50 177	ALL PANAM	DEMI-PRODUITS EN BOIS
COMMODITY TOTAL		227			227		TOTAL DE MARCHANDISE
PULP	U K DENMK GREEK NORW CAN U S A CTHER			3,340 1,200	3,340 1,200 3,136 1,212 605 221 3,494	R U DANMK GRECC NORV CAN E-U AUTRE	PATE
COMMODITY TOTAL		7,235		5,973	13,208		TOTAL DE MARCHANDISE
NEWSPRINT PAPER	U K GER GREEK NORW PANAM CAN U S A CTHER			11,812	11,812 8,033 3,191 9,055 9,492 8,752 28 10,242	R U ALL GRECC NORV PANAM CAN E-U AUTRE	PAPIER JOURNAL
COMMODITY TOTAL		45,571		15,034	60,605		TOTAL DE MARCHANDISE
PAPER NES	GER GREEK PANAM CTHER	761 63 400 21			761 63 400 21	ALL GRECC PANAM AUTRE	PAPIER NDA
COMMODITY TOTAL		1,245			1,245		TOTAL DE MARCHANDISE
PAPERBOARD	PANAM	65			65	PANAM	CARTON
BLDG. PAPER AND BOARD	GER PANAM CTHER	122 147			122 147	ALL PANAM AUTRE	PLAQ. CONSTR., PAP/CART.
COMMODITY TOTAL		269	26	26	295		TOTAL DE MARCHANDISE
WET MACHINE BOARD	GER	3			3	ALL	CARTON EN PATE PRESSE
TEXTILE FAB. MTL NES	GER PANAM	646 107			646 107	ALL PANAM	BOISS. EN MAT. TEXT. NDA

TABLE 1. CARGOES LOADED AT CANADIAN PORTS FOR FOREIGN COUNTRIES IN 1975.

TABLEAU 1. MARCHANDISES CHARGÉES DANS LES PORTS CANADIENS A DESTINATION DE PAYS ÉTRANGERS EN 1975.

COUNTRY OF DESTINATION AND KIND OF CARGO	REGISTRY OF VESSEL	ATLANTIC ATLANTIQUE	GREAT LAKES GRANDS LACS	PACIFIC PACIFIQUE	TOTAL TOTAL	IMMATIC. DU NAVIRE	PAYS DE DESTINATION ET MARCHANDISE
VENEZUELA CCNT. COMMODITY TOTAL INORGANIC CHEMS. NES	GER LIBER PANAM U S A OTHER	753 324 163	404 693		753 728 693 163 287 1,328 3,199	ALL LIBER PANAM E-U AUTRE	VENEZUELA SUITE TOTAL DE MARCHANDISE PROD.CHIM.INORG.NDA
COMMODITY TOTAL ORGANIC CHEMICALS NES	U K GER GREEK PANAM	487 588 32 510	1,328 2,425	287 16	1,328 3,199 16 588 32 510	R U ALL GRECO PANAM	TOTAL DE MARCHANDISE PROD.CHIM.ORGAN.NDA
COMMODITY TOTAL FERTILIZERS NES AGRICULTURAL CHEMICALS	PANAM GER PANAM	1,130 6 16 11		16	1,146 6 16 11	PANAM ALL PANAM	TOTAL DE MARCHANDISE ENGRAIS CHIMIQUE NDA PROD.CHIM.AGRICOLES
COMMODITY TOTAL SYNTHETIC RUBBER	GER LIBER OTHER		235 72 474		235 72 474 781	ALL LIBER AUTRE	TOTAL DE MARCHANDISE CAOUTCHUC SYNTHETIQUE
COMMODITY TOTAL PLASTIC MATERIALS	GER GREEK PANAM U S A CTHEP	56 38 20 1			56 38 20 295 2	ALL GRECO PANAM E-U AUTRE	TOTAL DE MARCHANDISE MATIERES PLASTIQUES
COMMODITY TOTAL DYE STUFF, PIGMENT, PAINT	GER GREEK PANAM CTHER	115 8 20 19	1	295	115 8 20 19 49	ALL GRECO PANAM AUTRE	TOTAL DE MARCHANDISE MAT.COLOR.PIG.PEINTURE
COMMODITY TOTAL CHEM.SPECIALTIES NES PETROL.COAL PRCD.NES	U S A GER PANAM	47 25 25	2	11	49 11 25 25 50	E-U ALL PANAM	TOTAL DE MARCHANDISE PROD.CHIM.SPECIALTIES NDA DERIVE PETR.CHARB.NDA
COMMODITY TOTAL FERRO-ALLOYS BARS AND RODS, STEEL	GREEK GER PANAM CTHER	7 623 149			7 623 149 91 91 863	GRECO ALL PANAM AUTRE	TOTAL DE MARCHANDISE FERRO-ALLIAGES BARRES ET TIGES ACIER
COMMODITY TOTAL PLATE & SHEET STEEL	GER LIBER PANAM CTHEP	772 1,809 4,372	91 1,781 468		863 3,590 468 4,372 3,341 11,771	ALL LIBER PANAM AUTRE	TOTAL DE MARCHANDISE TOLES, FEUILLES D'ACIER
COMMODITY TOTAL STRUCTURAL SHAPES	GER PANAM CTHER	6,181 27 133	3,341 5,590		11,771 27 133 42 202	ALL PANAM AUTRE	TOTAL DE MARCHANDISE PROFILS DE CONSTRUCT.
COMMODITY TOTAL PIPES, TUBES, IRON, STEEL WIRE	GREEK GER PANAM CTHER	160 31 1 33	42 42	3,101	202 313 1 33 47	GRECO ALL PANAM AUTRE	TOTAL DE MARCHANDISE TUYAUX, TUBES FER, ACIER FIL METALLIQUE
COMMODITY TOTAL ALUMINIUM	GER GREEK NETH PANAM CAN	34 151 48 2,256 101 2,205	13 13		47 151 48 2,256 101 2,205 4,761	ALL GRECO P. BAS PANAM CAN	TOTAL DE MARCHANDISE ALUMINIUM
COMMODITY TOTAL COPPER AND ALLOYS	GER PANAM	4,761 1,046 731			4,761 1,046 731 1,777	ALL PANAM	TOTAL DE MARCHANDISE CUIVRE ET ALLIAGES
COMMODITY TOTAL LEAD AND ALLOYS	GER CTHER	1,777 243 284			1,777 243 284 527	ALL AUTRE	TOTAL DE MARCHANDISE PLOMB ET ALLIAGES
COMMODITY TOTAL NICKEL AND ALLOYS	GER PANAM	527 1 19			527 1 19 20	ALL PANAM	TOTAL DE MARCHANDISE NICKEL ET ALLIAGES
COMMODITY TOTAL ZINC AND ALLOYS	U K GER GREEK LIBER PANAM U S A OTHER	20 1,276 306 54 975 197		22	20 1,276 306 54 975 207 197 229	R U ALL GRECO LIBER PANAM E-U AUTRE	TOTAL DE MARCHANDISE ZINC ET ALLIAGES
COMMODITY TOTAL NON-FERROUS METALS NES	GER PANAM	2,808 15 2			2,808 15 2 17	ALL PANAM	TOTAL DE MARCHANDISE METAUX NON-FERREUX NDA
COMMODITY TOTAL METAL FAB. BASIC PRCD.	U K GER PANAM	17 326 55		1	17 326 55 382	R U ALL PANAM	TOTAL DE MARCHANDISE OUVR. DE BASE EN METAL
COMMODITY TOTAL GLASS BASIC PRODUCTS	GER GREEK	381 12 53	68	1	382 80 53	ALL GRECO	TOTAL DE MARCHANDISE OUVR. DE BASE EN VERRE

TABLE 1. CARGOES LOADED AT CANADIAN PORTS FOR FOREIGN COUNTRIES IN 1975.

TABLEAU 1. MARCHANDISES CHARGÉES DANS LES PORTS CANADIENS A DESTINATION DE PAYS ÉTRANGERS EN 1975.

COUNTRY OF DESTINATION AND KIND OF CARGO	REGISTRY OF VESSEL	ATLANTIC ATLANTIQUE	GREAT LAKES GRANDS LACS	PACIFIC PACIFIQUE	TOTAL TOTAL	IMMATIC. DU NAVIRE	PAYS DE DESTINATION ET MARCHANDISE
VENEZUELA CCNT.							VENEZUELA SUITE
	PANAM	199			199	PANAM	
	OTHER		211		211	AUTRE	
COMMODITY TOTAL		264	279		543		TOTAL DE MARCHANDISE
ASBESTOS EASIC PRGD.	GREEK	10			10	GRECC	OUVR. DE BASE AMIANTE
NON-MET. MIN. BASIC PROD	GREEK	11			11	GRECC	PROD. MIN. NON-MET. BASE
	PANAM	6			6	PANAM	
COMMODITY TOTAL		17			17		TOTAL DE MARCHANDISE
TRACTORS	U K			133	133	R U	TRACTEURS
	GER	130			130	ALL	
	GREEK	100			100	GRECC	
	PANAM	31			31	PANAM	
COMMODITY TOTAL		261		133	394		TOTAL DE MARCHANDISE
MACHINERY NES	GER	538	72		610	ALL	MACHINES NOA
	GREEK	291			291	GRECC	
	PANAM	90			90	PANAM	
	U S A			50	50	E-U	
	OTHER	914	167		1,081	AUTRE	
COMMODITY TOTAL		1,833	239	50	2,122		TOTAL DE MARCHANDISE
PASS. AUTOS AND CHASSIS	NORW	3,196			3,196	NDRV	VOITURES PART., CHASSIS
TRUCKS AND CHASSIS	GER		9		9	ALL	CAMIONS ET CHASSIS
	GREEK		13		13	GRECC	
	PANAM				8	PANAM	
COMMODITY TOTAL		8	22		30		TOTAL DE MARCHANDISE
MOTOR VEHICLE ENGINES	GER	37	28		65	ALL	MOTEURS DE VEH. AUTOM.
	GREEK	77	3		80	GRECC	
	NORW		496		496	NORV	
	LIBER		561		561	LIBER	
	PANAM	98			98	PANAM	
	U S A			1	1	E-U	
	OTHER		760		760	AUTRE	
COMMODITY TOTAL		212	1,848	1	2,061		TOTAL DE MARCHANDISE
RUBBER TIRES ANC TUBES	GER	22	4		26	ALL	PNEUS, CHAMBRES A AIR
	OTHER		3		3	AUTRE	
COMMODITY TOTAL		22	7		29		TOTAL DE MARCHANDISE
EQUIPMENT MISC.	GER	208	59		267	ALL	MATERIEL DIVERS
	GREEK	48			48	GRECC	
	LIBER		18		18	LIBER	
	PANAM	139			139	PANAM	
	OTHER		47		47	AUTRE	
COMMODITY TOTAL		395	124		519		TOTAL DE MARCHANDISE
PERSONAL, HSEHOLD GOODS	GER	6	2		8	ALL	ART. PER. ET MENAGER.
	GREEK	4			4	GRECC	
	PANAM	22			22	PANAM	
	OTHER	14	2		16	AUTRE	
COMMODITY TOTAL		46	4		50		TOTAL DE MARCHANDISE
FIREARMS, AMMUNITION	GER	86			86	ALL	ARMES A FEU, MUNITIONS
	PANAM	31			31	PANAM	
COMMODITY TOTAL		117			117		TOTAL DE MARCHANDISE
CONTAINERS, CLOSURES	GER	6			6	ALL	CONTENEURS, FERMETURES
	PANAM	12			12	PANAM	
	OTHER		51		51	AUTRE	
COMMODITY TOTAL		18	51		69		TOTAL DE MARCHANDISE
MISC. END PRODUCTS NES	GER	63			63	ALL	PRODUITS FINIS DIV. NOA
	GREEK	58			58	GRECC	
	LIBER	1			1	LIBER	
	PANAM	186			186	PANAM	
COMMODITY TOTAL		308			308		TOTAL DE MARCHANDISE
GENERAL CARGO	GER	64			64	ALL	MARCHANDISES DIVERSES
	GREEK	84			84	GRECC	
	PANAM	17			17	PANAM	
COMMODITY TOTAL		165			165		TOTAL DE MARCHANDISE
CONTAINERIZED FREIGHT	GER	336			336	ALL	FRET CONTENEURESE
	GREEK	48			48	GRECC	
	NORW	24			24	NORV	
	PANAM	186			186	PANAM	
	U S A			2	2	E-U	
COMMODITY TOTAL		594		2	596		TOTAL DE MARCHANDISE
COUNTRY/REGION TOTAL		217,507*	17,359*	30,035*	264,901*		TOTAL DE PAYS/REGION
BAHAMAS							ILES BAHAMAS
IRON ORE AND CONC	LIBER	8,568			8,568	LIBER	MINERAI, CONC. DE FER
GYPNUM	LIBER	16,976			16,976	LIBER	GYPSE
EXPLOS., FUSES, CAPS	OTHER	20			20	AUTRE	EXPLOS., AMDRCES, DET.
FUEL OIL	LIBER			27,963	27,963	LIBER	MAZOUT
COUNTRY/REGION TOTAL		25,564*	*	27,963*	53,527*		TOTAL DE PAYS/REGION
BERMUDA							BERMUDES
MEAT, FRESH OR FRCZEN	GER	57			57	ALL	VIANDE, FRAICHE / CONG.
	GREEK	3			3	GRECC	
COMMODITY TOTAL		60			60		TOTAL DE MARCHANDISE
MEAT AND MEAT PREP. NES	GER	2			2	ALL	VIANDES ET PREP. NOA
	NORW	28			28	NORV	

TABLE 1. CARGOES LOADED AT CANADIAN PORTS FOR FOREIGN COUNTRIES IN 1975.

TABLEAU 1. MARCHANDISES CHARGÉES DANS LES PORTS CANADIENS A DESTINATION DE PAYS ÉTRANGERS EN 1975.

COUNTRY OF DESTINATION AND KIND OF CARGO	REGISTRY OF VESSEL	ATLANTIC ATLANTIQUE	GREAT LAKES GRANDS LACS	PACIFIC PACIFIQUE	TOTAL TOTAL	IMMATIC. DU NAVIRE	PAYS DE DESTINATION ET MARCHANDISE
BERMUDA	PANAM	1			1	PANAM	BERMUDES
COMMODITY TOTAL		31			31		SUITE
FISH, FRESH OR FROZEN	GER	62			62	ALL	TOTAL DE MARCHANDISE
	GREEK	8			8	GRECC	POISSON, FRAIS OU CONG.
	PANAM	35			35	PANAM	
	OTHER	16			16	AUTRE	
COMMODITY TOTAL		121			121		TOTAL DE MARCHANDISE
FISH, SALTED OR CURED	GER	16			16	ALL	POISSON, SALE OU FUME
	GREEK	2			2	GRECC	
	PANAM	15			15	PANAM	
COMMODITY TOTAL		33			33		TOTAL DE MARCHANDISE
MILK POWDER	GREEK	25			25	GRECC	LAIT EN Poudre
	PANAM	27			27	PANAM	
	OTHER	38			38	AUTRE	
COMMODITY TOTAL		90			90		TOTAL DE MARCHANDISE
DAIRY PROD., EGGS, HONEY	GER	54			54	ALL	PROD. LAIT., ŒUFS, MIEL
	PANAM	50			50	PANAM	
COMMODITY TOTAL		104			104		TOTAL DE MARCHANDISE
WHEAT	OTHER	5			5	AUTRE	BLE
CORN MEAL AND FLOUR	GER	3			3	ALL	SEMOLLE, FARINE DE MAIS
	OTHER	5			5	AUTRE	
COMMODITY TOTAL		8			8		TOTAL DE MARCHANDISE
WHEAT FLOUR	GER	459			459	ALL	FARINE DE BLE
	GREEK	164			164	GRECC	
	NORW	418			418	NORV	
	SWEON	387			387	SUEDE	
	PANAM	118			118	PANAM	
	OTHER	181			181	AUTRE	
COMMODITY TOTAL		1,727			1,727		TOTAL DE MARCHANDISE
CEREALS MILLED, NES	PANAM	13			13	PANAM	CEREALES MOULUES, NDA
BAKERY PROD., INC., FROZEN	GER	33			33	ALL	PROD. BOUL., PROD. CONG.
	GREEK	6			6	GRECC	
COMMODITY TOTAL		39			39		TOTAL DE MARCHANDISE
MACARONI, CEREAL PROD.	GER	26			26	ALL	PATES ALIM. PROD. CEREAL
	GREEK	51			51	GRECC	
	OTHER	2			2	AUTRE	
COMMODITY TOTAL		79			79		TOTAL DE MARCHANDISE
APPLES	OTHER	6			6	AUTRE	POMMES
FRESH FRUITS, BERRIES	GER	19			19	ALL	FRUITS, BAIES FRAIS
	GREEK	2			2	GRECC	
COMMODITY TOTAL		21			21		TOTAL DE MARCHANDISE
FRUIT JUICES	PANAM	14			14	PANAM	JUS DE FRUIT
	OTHER	2			2	AUTRE	
COMMODITY TOTAL		16			16		TOTAL DE MARCHANDISE
FRUITS, PREP. CANNED	GER	71			71	ALL	FRUITS PREP. EN BOITE
POTATOES	GER	179			179	ALL	POMMES DE TERRE
	OTHER	61			61	AUTRE	
COMMODITY TOTAL		240			240		TOTAL DE MARCHANDISE
VEGETABLES, FRESH	GER	148			148	ALL	LEGUMES, FRAIS
	GREEK	45			45	GRECC	
	PANAM	111			111	PANAM	
	OTHER	1			1	AUTRE	
COMMODITY TOTAL		305			305		TOTAL DE MARCHANDISE
VEGETABLE PREP., NES	GER	93			93	ALL	PREP. DE LEGUMES NDA
	GREEK	71			71	GRECC	
	PANAM	42			42	PANAM	
COMMODITY TOTAL		206			206		TOTAL DE MARCHANDISE
SUGAR, NES	GER	233			233	ALL	SUCRE, NDA
	SWEON	119			119	SUEDE	
	PANAM	22			22	PANAM	
COMMODITY TOTAL		374			374		TOTAL DE MARCHANDISE
MISC. FOOD PREP., NES	GER	137			137	ALL	DIV. PREP. ALIM. NDA
	GREEK	64			64	GRECC	
	NORW	2			2	NORV	
	SWEON	47			47	SUEDE	
	PANAM	13			13	PANAM	
	OTHER	7			7	AUTRE	
COMMODITY TOTAL		270			270		TOTAL DE MARCHANDISE
BRAN, SHORTS, MIDDINGS	GER	8			8	ALL	SON, ISSUES DE CEREALES
FEEDS OF ANIMAL ORIGIN	GREEK	7			7	GRECC	PROD. D'ORIGINE ANIMALE
CONC., COMPLETE FEEDS	PANAM	6			6	PANAM	CONC., PROD. COMPLETES
NON-ALCOHOLIC BEVERAGE	GER	178			178	ALL	BOISSONS NON-ALCOOLIQ.
	NORW	22			22	NORV	
COMMODITY TOTAL		200			200		TOTAL DE MARCHANDISE
DIST. ALCOHOLIC BEV.	GER	75			75	ALL	BOISS. ALCOOL. DIST.
	GREEK	60			60	GRECC	
	PANAM	7			7	PANAM	
COMMODITY TOTAL		142			142		TOTAL DE MARCHANDISE
CIGARETTES	GER	3			3	ALL	CIGARETTES
	GREEK	4			4	GRECC	
	PANAM	6			6	PANAM	
COMMODITY TOTAL		13			13		TOTAL DE MARCHANDISE
LOGS	GER	20			20	ALL	BILLES
	PANAM	40			40	PANAM	
COMMODITY TOTAL		60			60		TOTAL DE MARCHANDISE
BOLTS, ROUND TIMBER	PANAM	190			190	PANAM	BILLOTS, BOTS ROUNDS

TABLE 1. CARGOES LOADED AT CANADIAN PORTS FOR FOREIGN COUNTRIES IN 1975.

TABLEAU 1. MARCHANDISES CHARGÉES DANS LES PORTS CANADIENS A DESTINATION DE PAYS ÉTRANGERS EN 1975.								
COUNTRY OF DESTINATION AND KIND OF CARGO	REGISTRY OF VESSEL	ATLANTIC ATLANTIQUE	GREAT LAKES GRANDS LACS	PACIFIC PACIFIQUE	TOTAL TOTAL	IMMATIC. DU NAVIRE	PAYS DE DESTINATION ET MARCHANDEISE	
BERMUCA CCNT. CRUDE WOOD MTLs. NES SALT	CTHER GER GREEK PANAM	35 14 12 61			35 14 12 61	AUTRE ALL GRECC PANAM	BERMUDES SUITE MATIERES BOIS BRUT NDA SEL	
COMMODITY TOTAL CRUDE NON-MET. MIN. NES COTTON, TEXTILE WASTE LUMBER AND TIMBER	GER NORW GER GREEK NORW SWEDN PANAM OTHER	3 30 621 66 48 12 80 153			3 30 621 66 48 12 80 153	ALL NORV ALL GRECC NORV SUEDE PANAM AUTRE	TOTAL DE MARCHANDEISE MIN. NON-MET. BRUTS NDA DECHETS DE COTON, TEXT. BOIS D'OEUVRE ET CHARP.	
COMMODITY TOTAL WOOD FAB. MATERIALS NEWSPRINT PAPER	CTHER GER GREEK PANAM CTHER	6 346 87 161 1			6 346 87 161 1	AUTRE ALL GRECC PANAM AUTRE	TOTAL DE MARCHANDEISE DEMI-PRODUITS EN BOIS PAPIER JOURNAL	
COMMODITY TOTAL PAPER NES	GER NORW SWEDN CTHER	235 3 43 2			235 3 43 2	ALL NORV SUEDE AUTRE	TOTAL DE MARCHANDEISE PAPIER NDA	
COMMODITY TOTAL WET MACHINE RCARC TEXTILE FAB. MTL NES	GER NORW PANAM	26 24 2			26 24 2	ALL NORV PANAM	TOTAL DE MARCHANDEISE CARTON EN PATE PRESSE OUVR. EN MAT. TEXT. NDA	
COMMODITY TOTAL SULPHURIC ACID	GER CTHER	7 2			7 2	ALL AUTRE	TOTAL DE MARCHANDEISE ACIDE SULFURIQUE	
COMMODITY TOTAL INORGANIC CHEMS. NES	PANAM OTHER	9 2 1			9 2 1	ALL PANAM AUTRE	TOTAL DE MARCHANDEISE PROD. CHIM. INORG. NDA	
COMMODITY TOTAL EXPLOS., FUSES, CAPS	CAN CTHER	3 8 8			3 8 8	ALL CAN AUTRE	TOTAL DE MARCHANDEISE EXPLOS., AMORCES, DET.	
COMMODITY TOTAL FERTILIZERS NES	GER GREEK	16 26 10 36			16 26 10 36	ALL GRECC	TOTAL DE MARCHANDEISE ENGRAIS CHIMIQUE NDA	
COMMODITY TOTAL AGRICULTURAL CHEMICALS PLASTIC MATERIALS DYESTUFF, PIGMENT, PAINT	GER CTHER GER GREEK OTHER	8 1 22 1 10 33			8 1 22 1 10 33	ALL AUTRE ALL GRECC AUTRE	TOTAL DE MARCHANDEISE PROD. CHIM. AGRICOLE MATIERES PLASTIQUES MAT. COLOR. PIG. PEINTURE	
COMMODITY TOTAL CHEM. SPECIALTIES NES LUBRICATING OIL, GREASE	PANAM GER GREEK PANAM	8 6 19 3			8 6 19 3	PANAM ALL GRECC PANAM	TOTAL DE MARCHANDEISE PROD. CHIM. SPECIAUX NDA HUILE, GRAISSE LUBRIF.	
COMMODITY TOTAL STRUCTURAL SHAPES	GREEK PANAM CTHER	28 1 4 3			28 1 4 3	ALL GRECC PANAM AUTRE	TOTAL DE MARCHANDEISE PROFILS DE CONSTRUCT.	
COMMODITY TOTAL PIPES, TUBES: IRON, STEEL WIRE	PANAM GREEK CTHER	8 18 10 28			8 18 10 28	ALL PANAM GRECC AUTRE	TOTAL DE MARCHANDEISE TUYAUX, TUBES FER, ACIER FIL METALLIQUE	
COMMODITY TOTAL COPPER AND ALLOYS	GER PANAM	38 50 26 76			38 50 26 76	ALL PANAM	TOTAL DE MARCHANDEISE CUIVRE ET ALLIAGES	
COMMODITY TOTAL METAL FAB. BASIC PROD.	GER GREEK NORW PANAM OTHER	3 10 42 7 3			3 10 42 7 3	ALL GRECC NORV PANAM AUTRE	TOTAL DE MARCHANDEISE OUVR. DE BASE EN METAL	
COMMODITY TOTAL BRICKS, TILES NES	SWEDN PANAM	65 32 5			65 32 5	ALL SUEDE PANAM	TOTAL DE MARCHANDEISE BRIQUES, TILES NDA	
COMMODITY TOTAL GLASS BASIC PRODUCTS	GREEK CTHER	37 10 1			37 10 1	ALL GRECC AUTRE	TOTAL DE MARCHANDEISE OUVR. DE BASE EN VERRE	
COMMODITY TOTAL CEMENT NON-MET. MIN. BASIC PROD MISC. FABRICATED PROD. TRACTORS	NORW NORW GER GER	3 30 4 7			3 30 4 7	NORV NORV ALL ALL	TOTAL DE MARCHANDEISE CIMENT PROD. MIN. NON-MET. BASE OUVRAGES DIVERS TRACTEURS	
COMMODITY TOTAL RAILWAY ROLLING STOCK MOTOR VEHICLE ENGINES	PANAM GREEK PANAM	215 11 4			215 11 4	PANAM GRECC PANAM	TOTAL DE MARCHANDEISE MAT. ROUL. DE CH. DE FER MOTEURS DE VEH. AUTOM.	
COMMODITY TOTAL EQUIPMENT MISC.	GER GREEK NORW	15 39 11 25			15 39 11 25	ALL GRECC NORV	TOTAL DE MARCHANDEISE MATERIEL DIVERS	

TABLE 1. CARGOES LOADED AT CANADIAN PORTS FOR FOREIGN COUNTRIES IN 1975.

TABLEAU 1. MARCHANDISES CHARGÉES DANS LES PORTS CANADIENS A DESTINATION DE PAYS ÉTRANGERS EN 1975.

COUNTRY OF DESTINATION AND KIND OF CARGO	REGISTRY OF VESSEL	ATLANTIC ATLANTIQUE	GREAT LAKES GRANDS LACS	PACIFIC PACIFIQUE	TOTAL TOTAL	IMMATIC. OU NAVIRE	PAYS DE DESTINATION ET MARCHANDISE
BERMUCA CCNT.							BERMUDES SUITE
	SWFCN	71			71	SUEDE	
	PANAM	23			23	PANAM	
	CTHER	6			6	AUTRE	
COMMODITY TOTAL		175			175		TOTAL DE MARCHANDISE
PERSONAL, HSEHOLD GOODS	GER	352			352	ALL	ART. PERS. ET MENAGERS
	SWECN	37			37	SUEDE	
	PANAM	18			18	PANAM	
COMMODITY TOTAL		407			407		TOTAL DE MARCHANDISE
CONTAINERS, CLOSURES	GER	44			44	ALL	CONTENEURS, FERMETURES
	NORW	38			38	NORV	
	PANAM	8			8	PANAM	
	CTHER	3			3	AUTRE	
COMMODITY TOTAL		93			93		TOTAL DE MARCHANDISE
MISC. END PRODUCTS NES	GER	22			22	ALL	PRODUITS FINIS DIV. NDA
	GREEK	82			82	GRECC	
	PANAM	85			85	PANAM	
COMMODITY TOTAL		189			189		TOTAL DE MARCHANDISE
GENERAL CARGO	GER	100			100	ALL	MARCHANDISES DIVERSES
	NORW	109			109	NORV	
	SWEDN	54			54	SUEDE	
	OTHER	149			149	AUTRE	
COMMODITY TOTAL		412			412		TOTAL DE MARCHANDISE
CONTAINERIZED FREIGHT	GER	5,021			5,021	ALL	FRET CONTENEURESE
	SWEDN	784			784	SUEDE	
COMMODITY TOTAL		5,805			5,805		TOTAL DE MARCHANDISE
COUNTRY/REGION TOTAL		14,266*	*	*	14,266*		TOTAL DE PAYS/REGION
BELIZE							BELIZE
MEAT AND MEAT PREP. NES	CTHER	2			2	AUTRE	VIANDES ET PREP. NDA
FISH, CANNED	CTHER	10			10	AUTRE	POISSON EN BOITES
CHEESE	CTHER	3			3	AUTRE	FROMAGE
MALT AND MALT FLOUR	CTHER	89			89	AUTRE	MALT ET FARINE DE MALT
CEREALS MILLED, NES	OTHER	11			11	AUTRE	CEREALES MOULUES, NDA
BAKERY PROD. INC. FROZEN	CTHER	1			1	AUTRE	PROD. BOUL., PROD. CONG.
MACARONI, CEREAL PROD.	CTHER	38			38	AUTRE	PATES ALIM. PROD. CEREAL
FRUIT JUICES	GREFK	10			10	GRECC	JUS DE FRUIT
FRUITS, PREP. CANNED	CTHER	20			20	AUTRE	FRUITS PREP. EN BOITE
SUGAR, NES	OTHER	70			70	AUTRE	SUCRE, NDA
SPICES	CTHER	4			4	AUTRE	EPICES
MISC. FOOD PREP. NES	GREEK	10			10	GRECC	DIV. PREP. ALIM. NDA
	CTHER	41			41	AUTRE	
COMMODITY TOTAL		51			51		TOTAL DE MARCHANDISE
ASBESTOS	CTHER	151			151	AUTRE	AMIANTE
VENEER, PLYWOOD	U K	4			4	R U	PLACAGES, CONTRE-PLAQ.
NEWSPRINT PAPER	U K	31			31	R U	PAPIER JOURNAL
	OTHER	102			102	AUTRE	
COMMODITY TOTAL		133			133		TOTAL DE MARCHANDISE
PAPER NES	U K	18			18	R U	PAPIER NDA
	GREEK	5			5	GRECC	
	CTHER	19			19	AUTRE	
COMMODITY TOTAL		42			42		TOTAL DE MARCHANDISE
PAPERBOARD	CTHER	6			6	AUTRE	CARTON
TEXTILE FAB. MTL NES	U K	6			6	R U	OUVR. EN MAT. TEXT. NDA
	CTHER	9			9	AUTRE	
COMMODITY TOTAL		15			15		TOTAL DE MARCHANDISE
INORGANIC CHEMS. NES	U K	12			12	R U	PROD. CHIM. INORG. NDA
	CTHER	38			38	AUTRE	
COMMODITY TOTAL		50			50		TOTAL DE MARCHANDISE
EXPLOS., FUSES, CAPS	CAN	21			21	CAN	EXPLOS., AMORCES, DET.
	OTHER	77			77	AUTRE	
COMMODITY TOTAL		98			98		TOTAL DE MARCHANDISE
SYNTHETIC RUBBER	CTHER	2			2	AUTRE	CADUTCHUC SYNTHETIQUE
DYESTUFF, PIGMENT, PAINT	U K	1			1	R U	MAT. COLOR. PIG. PEINTURE
	CTHER	1			1	AUTRE	
COMMODITY TOTAL		2			2		TOTAL DE MARCHANDISE
ALUMINUM	U K	124			124	R U	ALUMINIUM
METAL FAB. BASIC PROD.	CTHER	19			19	AUTRE	OUVR. DE BASE EN METAL
MACHINERY NES	CTHER	8			8	AUTRE	MACHINES NDA
MOTOR VEHICLE ENGINES	U K	1			1	R U	MOTEURS DE VEH. AUTOM.
	CTHER	2			2	AUTRE	
COMMODITY TOTAL		3			3		TOTAL DE MARCHANDISE
SHIPS, AIRCRAFT, MIS. VEH	U K	1			1	R U	NAVIRE, AVIONS, VEH. DIV
EQUIPMENT MISC.	U K	11			11	R U	MATERIEL DIVERS
PERSONAL, HSEHOLD GOODS	U K	1			1	R U	ART. PERS. ET MENAGERS
	CTHER	1			1	AUTRE	
COMMODITY TOTAL		2			2		TOTAL DE MARCHANDISE
FIREARMS, AMMUNITION	OTHER	3			3	AUTRE	ARMES A FEU, MUNITIONS
MISC. END PRODUCTS NES	U K	6			6	R U	PRODUITS FINIS DIV. NDA
	OTHER	36			36	AUTRE	
COMMODITY TOTAL		42			42		TOTAL DE MARCHANDISE
COUNTRY/REGION TOTAL		1,025*	*	*	1,025*		TOTAL DE PAYS/REGION

TABLE 1. CARGOES LOADED AT CANADIAN PORTS FOR FOREIGN COUNTRIES IN 1975.

TABLEAU 1. MARCHANDISES CHARGÉES DANS LES PORTS CANADIENS A DESTINATION DE PAYS ÉTRANGERS EN 1975.

COUNTRY OF DESTINATION AND KIND OF CARGO	REGISTRY OF VESSEL	ATLANTIC ATLANTIQUE	GREAT LAKES GRANDS LACS	PACIFIC PACIFIQUE	TOTAL TOTAL	IMMATIC. DU NAVIRE	PAYS DE DESTINATION ET MARCHANDISE
BARBADOS							BARBADE
MEAT, FRESH OR FROZEN	GER	96			96	ALL	VIANDE, FRAICHE / CONG.
	GREEK	59			59	GRECC	
	PANAM	39			39	PANAM	
COMMODITY TOTAL		194			194		TOTAL DE MARCHANDISE
MEAT, CURED	GER	81			81	ALL	VIANDE FUMÉE OU SALÉE
	GREEK	113			113	GRECC	
	NORW	16			16	NORV	
	SWEDN	23			23	SUEDE	
COMMODITY TOTAL		233			233		TOTAL DE MARCHANDISE
MEAT AND MEAT PREP.NES	GER	132			132	ALL	VIANDES ET PREP.NDA
	GREEK	13			13	GRECC	
	SWEDN	31			31	SUEDE	
	PANAM	136			136	PANAM	
	CTHER	57			57	AUTRE	
COMMODITY TOTAL		369			369		TOTAL DE MARCHANDISE
FISH, FRESH OR FROZEN	GER	409			409	ALL	POISSON, FRAIS OU CONG.
	GREEK	113			113	GRECC	
	SWEDN	5			5	SUEDE	
	CTHER	38			38	AUTRE	
COMMODITY TOTAL		565			565		TOTAL DE MARCHANDISE
FISH, SALTED OR CURED	GER	169			169	ALL	POISSON, SALE OU FUMÉ
	GREEK	25			25	GRECC	
	NORW	24			24	NORV	
	PANAM	107			107	PANAM	
COMMODITY TOTAL		325			325		TOTAL DE MARCHANDISE
FISH, CANNED	GER	85			85	ALL	POISSON EN BOITES
MILK POWDER	GER	20			20	ALL	LAIT EN POWDRE
	CTHER	44			44	AUTRE	
COMMODITY TOTAL		64			64		TOTAL DE MARCHANDISE
DAIRY PROD.EGGS,HCNEY	PANAM	5			5	PANAM	PROD.LAIT.,OEUFs,MIEL
CORN	GREEK	35			35	GRECC	MAIS
OATS	GER	59			59	ALL	AVOINE
WHEAT	GER	220			220	ALL	BLE
	GREEK	11			11	GRECC	
	CTHER	34			34	AUTRE	
COMMODITY TOTAL		265			265		TOTAL DE MARCHANDISE
CORN MEAL AND FLUR	GREEK	34			34	GRECC	SEMIOLE, FARINE DE MAIS
	PANAM	94			94	PANAM	
COMMODITY TOTAL		128			128		TOTAL DE MARCHANDISE
MALT AND MALT FLUR	GER	174			174	ALL	MALT ET FARINE DE MALT
	GREEK	80			80	GRECC	
	PANAM	9			9	PANAM	
COMMODITY TOTAL		263			263		TOTAL DE MARCHANDISE
WHEAT FLOUR	GER	2,379			2,379	ALL	FARINE DE BLE
	GREEK	1,235			1,235	GRECC	
	NORW	653			653	NORV	
	SWEDN	1,042			1,042	SUEDE	
	PANAM	222			222	PANAM	
	CTHER	122			122	AUTRE	
COMMODITY TOTAL		5,653			5,653		TOTAL DE MARCHANDISE
CEREALS MILLED,NES	GER	41			41	ALL	CEREALES MOULUES, NDA
	PANAM	23			23	PANAM	
COMMODITY TOTAL		64			64		TOTAL DE MARCHANDISE
MACARONI, CEREAL PROD.	GER	164			164	ALL	PATES ALIM.PROD.CEREAL
	GREEK	28			28	GRECC	
COMMODITY TOTAL		192			192		TOTAL DE MARCHANDISE
APPLES	GER	90			90	ALL	POMMES
	CTHER	27			27	AUTRE	
COMMODITY TOTAL		117			117		TOTAL DE MARCHANDISE
FROZEN FRUITS, BERRIES	NORW	10			10	NORV	FRUITS, BATES CONGELES
FRUIT JUICES	GER	17			17	ALL	JUS DE FRUIT
FRUIT, PRES.NDT CANNED	NORW	15			15	NORV	CONS. FRUITS NON BOITE
FRUITS, PREP. CANNED	GER	7			7	ALL	FRUITS PREP. EN BOITE
	GREEK	70			70	GRECC	
COMMODITY TOTAL		77			77		TOTAL DE MARCHANDISE
POTATOES	GER	464			464	ALL	POMMES DE TERRE
	GREEK	67			67	GRECC	
	NORW	157			157	NORV	
	PANAM	334			334	PANAM	
COMMODITY TOTAL		1,022			1,022		TOTAL DE MARCHANDISE
VEGETABLES, FRESH	GER	39			39	ALL	LEGUMES, FRAIS
	PANAM	7			7	PANAM	
	CTHER	13			13	AUTRE	
COMMODITY TOTAL		59			59		TOTAL DE MARCHANDISE
VEGETABLES, FRCZEN	GER	84			84	ALL	LEGUMES, CONGELES
	GREEK	1			1	GRECC	
COMMODITY TOTAL		85			85		TOTAL DE MARCHANDISE
VEGETABLES, DRIED	GER	9			9	ALL	LEGUMES, SECs
	SWEDN	22			22	SUEDE	
COMMODITY TOTAL		31			31		TOTAL DE MARCHANDISE
VEGETABLE PREP.NES	GER	31			31	ALL	PREP. DE LEGUMES NDA
	GREEK	40			40	GRECC	
	NORW	19			19	NORV	
	PANAM	8			8	PANAM	
COMMODITY TOTAL		98			98		TOTAL DE MARCHANDISE
SUGAR, NES	NORW	15			15	NORV	SUCRE, NES

TABLE 1. CARGOES LOADED AT CANADIAN PORTS FOR FOREIGN COUNTRIES IN 1975.

TABLEAU 1. MARCHANDISES CHARGÉES DANS LES PORTS CANADIENS A DESTINATION DE PAYS ÉTRANGERS EN 1975.

COUNTRY OF DESTINATION AND KIND OF CARGO	REGISTRY OF VESSEL	ATLANTIC ATLANTIQUE	GREAT LAKES GRANDS LACS	PACIFIC PACIFIQUE	TOTAL TOTAL	IMMATIC. DU NAVIRE	PAYS DE DESTINATION ET MARCHANDISE
BARBADOS SUGAR PREPARATIONS	NORW PANAM	4 4			4 4	NORV PANAM	BARBADE PREP. A BASE DE SUCRE
COMMODITY TOTAL SPICES	GER GREEK	8 9			8 9	ALL GRECQ	TOTAL DE MARCHANDISE ÉPICES
COMMODITY TOTAL MISC. FOOD PREP. NES	GER GREEK NORW PANAM	17 26 304 102 11 143			17 26 304 102 11 143	ALL GRECQ NORV PANAM	TOTAL DE MARCHANDISE DIV. PREP. ALIM. NOA
COMMODITY TOTAL BRAN, SHORTS, MIDDINGS	PANAM	43			43	PANAM	TOTAL DE MARCHANDISE SON, ISSUES DE CÉREALES
GROUND CEREALS NES	SWEDN	10			10	SUEDE	CÉREALES MOULUES NOA
FEEDS, VEGETABLE ORIGIN	GER	10			10	ALL	PROV. D'ORIGINE VÉGÉTALE
CONC. COMPLETE FEEDS	GREEK	20			20	GRECQ	CONC., PROV. COMPLÈTES
NON-ALCOHOLIC BEVERAGE	GER	9			9	ALL	BOISSONS NON-ALCOOLIQ.
DIST. ALCOHOLIC BEV.	GER GREEK CTHER	35 23 3			35 23 3	ALL GRECQ AUTRE	BOISS. ALCOOL. DIST.
COMMODITY TOTAL TOBACCO NES	GER PANAM	61 21 15			61 21 15	ALL PANAM	TOTAL DE MARCHANDISE TABACS NOA
COMMODITY TOTAL BENTONITE	SWEDN	36			36	SUEDE	TOTAL DE MARCHANDISE BENTONITE
SALT	GER	100			100	ALL	SSEL
COTTON, TEXTILE WASTE	GER CTHER	7 12 23			7 12 23	ALL AUTRE	DECHETS DE COTON, TEXT.
COMMODITY TOTAL LUMBER AND TIMBER	GER GREEK NORW SWEDN PANAM CTHER	35 769 218 19 39 42 280			35 769 218 19 39 42 280	ALL GRECQ NORV SUEDE PANAM AUTRE	TOTAL DE MARCHANDISE BOIS D'OEUVRE ET CHARP.
COMMODITY TOTAL SHIMLES AND SHAKES	GER GREEK SWEDN	1,367 132 24 9			1,367 132 24 9	ALL GRECQ SUEDE	TOTAL DE MARCHANDISE BARDEAUX, BARD. FACADE
COMMODITY TOTAL VENEER, PLYWOOD	PANAM	165			165	PANAM	TOTAL DE MARCHANDISE PLACAGES, CONTRE-PLAQ.
NEWSPRINT PAPER	GER GREEK SWEDN PANAM	2 415 237 45 100			2 415 237 45 100	ALL GRECQ SUEDE PANAM	PAPIER JOURNAL
COMMODITY TOTAL PAPER NES	GER GREEK SWEDN PANAM OTHER	797 148 158 84 10 29			797 148 158 84 10 29	ALL GRECQ SUEDE PANAM AUTRE	TOTAL DE MARCHANDISE PAPIER NOA
COMMODITY TOTAL BLOG. PAPER AND BOARD	GREEK NORW SWEDN	429 36 35 29			429 36 35 29	GRECQ NORV SUEDE	TOTAL DE MARCHANDISE PLAQ. CONSTR., PAP. CART.
COMMODITY TOTAL TEXTILE FAB. MTL NES	GER GREEK NORW SWEDN PANAM CTHER	100 247 41 4 48 8 9			100 247 41 4 48 8 9	ALL GRECQ NORV SUEDE PANAM AUTRE	TOTAL DE MARCHANDISE OUVR. EN MAT. TEXT. NOA
COMMODITY TOTAL ANIMAL OILS, EXC. MARINE	GER	357			357	ALL	TOTAL DE MARCHANDISE HUIL. ANIM. SAUF AN. MAR.
OILS, FATS, WAXES NES	SWEDN PANAM	33 7 29			33 7 29	SUEDE PANAM	HUIL. MAT. GRAS. CIRE NOA
COMMODITY TOTAL INORGANIC CHEMS. NES	GREEK PANAM	36 5 15			36 5 15	GRECQ PANAM	TOTAL DE MARCHANDISE PROD. CHIM. INORG. NOA
COMMODITY TOTAL ORGANIC CHEMICALS NES	GER PANAM	20 14 7			20 14 7	ALL PANAM	TOTAL DE MARCHANDISE PROD. CHIM. ORGAN. NOA
COMMODITY TOTAL EXPLOS., FUSES, CAPS	GER CAN CTHER	21 35 44 79			21 35 44 79	ALL CAN AUTRE	TOTAL DE MARCHANDISE EXPLOS., AMORCES, DET.
COMMODITY TOTAL AGRICULTURAL CHEMICALS	GER GREEK NORW PANAM	13 2 3 3			13 2 3 3	ALL GRECQ NORV PANAM	TOTAL DE MARCHANDISE PROD. CHIM. AGRICOLES
COMMODITY TOTAL PLASTIC MATERIALS	GER	21			21	ALL	TOTAL DE MARCHANDISE MATIÈRES PLASTIQUES
DYESTUFF, PIGMENT, PAINT	GER GREEK PANAM	26 25 15 2			26 25 15 2	ALL GRECQ PANAM	MAT. COLDR. PIG. PEINTURE
COMMODITY TOTAL CHEM. SPECIALTIES NES	GER NORW	42 2			42 2	ALL NORV	TOTAL DE MARCHANDISE PROD. CHIM. SPÉCIAUX NOA

TABLE 1. CARGOES LOADED AT CANADIAN PORTS FOR FOREIGN COUNTRIES IN 1975.

TABLEAU 1. MARCHANDISES CHARGÉES DANS LES PORTS CANADIENS A DESTINATION DE PAYS ÉTRANGERS EN 1975.

COUNTRY OF DESTINATION AND KIND OF CARGO	REGISTRY OF VESSEL	ATLANTIC ATLANTIQUE	GREAT LAKES GRANDS LACS	PACIFIC PACIFIQUE	TOTAL TOTAL	IMMATIC. DU NAVIRE	PAYS DE DESTINATION ET MARCHANDISE
BARBADDS	CCNT.						BARBADE SUITE
PETROL, COAL PRCD, NES	GER	10			10	ALL	DERIVE PETR. CHARB. NOA
CASTINGS, FORGINGS	GER	19			19	ALL	MOUL. PIÈCES FORGÉES
STRUCTURAL SHAPES	GER	143			143	ALL	PROFILES DE CONSTRUCT.
	GREEK	28			28	GRECC	
	NORW	49			49	NORV	
	SWEDN	29			29	SUEDE	
	PANAM	12			12	PANAM	
COMMODITY TOTAL		261			261		TOTAL DE MARCHANDISE
PIPES, TUBES: IRON, STEEL	GER	147			147	ALL	TUYAUX, TUBES: FER, ACIER
	GREEK	354			354	GRECC	
	CTHER	322			322	AUTRE	
COMMODITY TOTAL		823			823		TOTAL DE MARCHANDISE
ALUMINIUM	GER	6			6	ALL	ALUMINIUM
	SWEDN	8			8	SUEDE	
COMMODITY TOTAL		14			14		TOTAL DE MARCHANDISE
COPPER AND ALLYS	GER	10			10	ALL	CUIVRE ET ALLIAGES
	GREEK	4			4	GRECC	
COMMODITY TOTAL		14			14		TOTAL DE MARCHANDISE
METAL FAB. BASIC PRCD.	GER	95			95	ALL	OUVR. DE BASE EN METAL
	GREEK	12			12	GRECC	
	PANAM	9			9	PANAM	
	CTHER	25			25	AUTRE	
COMMODITY TOTAL		141			141		TOTAL DE MARCHANDISE
CEMENT	NORW	1			1	NORV	CEMENT
	PANAM	4			4	PANAM	
COMMODITY TOTAL		5			5		TOTAL DE MARCHANDISE
NON-MET. MIN. BASIC PRCD	GER	22			22	ALL	PROD. MIN. NON-MET. BASE
	GREEK	40			40	GRECC	
	PANAM	2			2	PANAM	
COMMODITY TOTAL		64			64		TOTAL DE MARCHANDISE
MISC. FABRICATED PROD.	GER	31			31	ALL	OUVRAGES DIVERS
	GREEK	11			11	GRECC	
COMMODITY TOTAL		42			42		TOTAL DE MARCHANDISE
MACHINERY NES	GER	288			288	ALL	MACHINES NDA
	GREEK	16			16	GRECC	
	NORW	42			42	NORV	
	SWEDN	9			9	SUEDE	
	PANAM	11			11	PANAM	
COMMODITY TOTAL		366			366		TOTAL DE MARCHANDISE
PASS. AUTOS AND CHASSIS	GER	8			8	ALL	VOITURES PART., CHASSIS
	GREEK	3			3	GRECC	
COMMODITY TOTAL		11			11		TOTAL DE MARCHANDISE
MOTOR VEHICLE ENGINES	GER	4			4	ALL	MOTEURS DE VEH. AUTOM.
	PANAM	8			8	PANAM	
COMMODITY TOTAL		12			12		TOTAL DE MARCHANDISE
RUBBER TIRES AND TUBES	GER	4			4	ALL	PNEUS, CHAMBRES A AIR
	PANAM	6			6	PANAM	
COMMODITY TOTAL		10			10		TOTAL DE MARCHANDISE
EQUIPMENT MISC.	GER	270			270	ALL	MATERIEL DIVERS
	GREEK	64			64	GRECC	
	NORW	5			5	NORV	
	PANAM	8			8	PANAM	
	CTHER	97			97	AUTRE	
COMMODITY TOTAL		444			444		TOTAL DE MARCHANDISE
PERSONAL, HSEHOLD GOODS	GER	149			149	ALL	ART. PERS. ET MENAGERS
	GREEK	13			13	GRECC	
	NORW	82			82	NORV	
	SWEDN	41			41	SUEDE	
	PANAM	86			86	PANAM	
	CTHER	7			7	AUTRE	
COMMODITY TOTAL		371	7		378		TOTAL DE MARCHANDISE
CONTAINERS, CLOSURES	GER	45			45	ALL	CONTENEURS, FERMETURES
	GREEK	3			3	GRECC	
	NORW	3			3	NORV	
	PANAM	35			35	PANAM	
	CTHER	9			22	AUTRE	
COMMODITY TOTAL		95	13		108		TOTAL DE MARCHANDISE
MISC. END PRODUCTS NES	GER	83			83	ALL	PRODUITS FINIS DIV. NOA
	GREEK	15			15	GRECC	
	NORW	14			14	NORV	
	PANAM	6			6	PANAM	
COMMODITY TOTAL		118			118		TOTAL DE MARCHANDISE
GENERAL CARGO	GER	152			152	ALL	MARCHANDISES DIVERSES
	GREEK	26			26	GRECC	
	SWEDN	142			142	SUEDE	
	PANAM	52			52	PANAM	
	OTHER	372			372	AUTRE	
COMMODITY TOTAL		744			744		TOTAL DE MARCHANDISE
CONTAINERIZED FREIGHT	GER	2,949			2,949	ALL	FRET CONTENEURESE
	GREEK	22			22	GRECC	
	NORW	51			51	NORV	
	SWEDN	1,536			1,536	SUEDE	
COMMODITY TOTAL		4,558			4,558		TOTAL DE MARCHANDISE
COUNTRY/REGION TOTAL		22,586*	70*	*	22,609*		TOTAL DE PAYS/REGION

TABLE 1. CARGOES LOADED AT CANADIAN PORTS FOR FOREIGN COUNTRIES IN 1975.

TABLEAU 1. MARCHANDISES CHARGÉES DANS LES PORTS CANADIENS A DESTINATION DE PAYS ÉTRANGERS EN 1975.

COUNTRY OF DESTINATION AND KIND OF CARGO	REGISTRY OF VESSEL	ATLANTIC ATLANTIQUE	GREAT LAKES GRANDS LACS	PACIFIC PACIFIQUE	TOTAL TOTAL	IMMATIC. OU NAVIRE	PAYS DE DESTINATION ET MARCHANDISE
JAMAICA							JAMAÏQUE
MEAT, FRESH OR FROZEN	GER	18			18	ALL	VIANDE, FRAICHE / CONG.
	PANAM	13			13	PANAM	
COMMODITY TOTAL		31			31		TOTAL DE MARCHANDISE
MEAT, CURED	GER	25			25	ALL	VIANDE FUMÉE OU SALÉE
MEAT AND MEAT PREP.NES	GER	3			3	ALL	VIANDES ET PREP.NDA
	GREEK	24			24	GRECC	
	SWEON	25			25	SUEDE	
	PANAM	70			70	PANAM	
	CTHER	9			9	AUTRE	
COMMODITY TOTAL		131			131		TOTAL DE MARCHANDISE
FISH, FRESH OR FROZEN	GER	834			834	ALL	POISSON, FRAIS OU CONG.
	PANAM	268			268	PANAM	
	CTHER	84			84	AUTRE	
COMMODITY TOTAL		1,186			1,186		TOTAL DE MARCHANDISE
FISH, SALTED OR CURED	GER	15			15	ALL	POISSON, SALE OU FUMÉ
	GREEK	249			249	GRECC	
	PANAM	1,351			1,351	PANAM	
	CTHER	56			56	AUTRE	
COMMODITY TOTAL		1,671			1,671		TOTAL DE MARCHANDISE
FISH, CANNED	GER	4			4	ALL	POISSON EN BOITES
	PANAM	357			357	PANAM	
	CTHER	375			375	AUTRE	
COMMODITY TOTAL		736			736		TOTAL DE MARCHANDISE
CHEESE	PANAM	2			2	PANAM	FROMAGE
MILK POWDER	GER	298			298	ALL	LAIT EN POWDRE
DAIRY PROD. EGGS, HONEY	NORW	38			38	NORV	PROD. LAIT., ŒUFS, MIEL
	PANAM	51			51	PANAM	
COMMODITY TOTAL		89			89		TOTAL DE MARCHANDISE
WHEAT	GER	725			725	ALL	BLE
	NORW	42			42	NORV	
	PANAM	630			630	PANAM	
COMMODITY TOTAL		1,397			1,397		TOTAL DE MARCHANDISE
MALT AND MALT FLOUR	GER	713			713	ALL	MALT ET FARINE DE MALT
	PANAM	2,151			2,151	PANAM	
	CTHER	1,006			1,006	AUTRE	
COMMODITY TOTAL		3,870			3,870		TOTAL DE MARCHANDISE
WHEAT FLOUR	SWEON	1,402			1,402	SUEDE	FARINE DE BLE
	PANAM	82			82	PANAM	
COMMODITY TOTAL		1,484			1,484		TOTAL DE MARCHANDISE
APPLES	OTHER	5			5	AUTRE	POMMES
FRUIT JUICES	GER	2			2	ALL	JUS DE FRUIT
	PANAM	2			2	PANAM	
COMMODITY TOTAL		4			4		TOTAL DE MARCHANDISE
FRUITS, PREP. CANNED	GER	4			4	ALL	FRUITS PREP. EN BOITE
	PANAM	11			11	PANAM	
COMMODITY TOTAL		15			15		TOTAL DE MARCHANDISE
NUTS, EXC. OIL NUTS NES	GREEK	18			18	GRECC	NOIX, SAUF OLEAG.NDA
	NORW	19			19	NORV	
	PANAM	12			12	PANAM	
COMMODITY TOTAL		49			49		TOTAL DE MARCHANDISE
POTATOES	GER	358			358	ALL	POMMES DE TERRE
	PANAM	612			612	PANAM	
	CAN	1,499			1,499	CAN	
COMMODITY TOTAL		2,469			2,469		TOTAL DE MARCHANDISE
VEGETABLES, FRESH	GER	21			21	ALL	LEGUMES, FRAIS
	GREEK	41			41	GRECC	
	PANAM	40			40	PANAM	
COMMODITY TOTAL		102			102		TOTAL DE MARCHANDISE
VEGETABLES, DRIED	GER	5	120		125	ALL	LEGUMES, SECS
	GREEK	25			25	GRECC	
	SWEON	84			84	SUEDE	
	CTHER		280		280	AUTRE	
COMMODITY TOTAL		114	400		514		TOTAL DE MARCHANDISE
VEGETABLE PREP.NES	GER	4			4	ALL	PREP. DE LEGUMES NDA
	PANAM	3			3	PANAM	
	CTHER		10		10	AUTRE	
COMMODITY TOTAL		7	10		17		TOTAL DE MARCHANDISE
SPICES	GREEK	12			12	GRECC	EPICES
	PANAM	29			29	PANAM	
COMMODITY TOTAL		41			41		TOTAL DE MARCHANDISE
MISC. FOOD PREP.NES	GER	10			10	ALL	DIV. PREP. ALIM.NDA
	GREEK	5			5	GRECC	
	NORW	20			20	NORV	
	PANAM	3			3	PANAM	
COMMODITY TOTAL		38			38		TOTAL DE MARCHANDISE
CONC. COMPLETE FEEDS	PANAM	18			18	PANAM	CONC., PREP. COMPLETES
DIST. ALCOHOLIC BEV.	PANAM	5			5	PANAM	BOISS. ALCOOL. DIST.
RAW HIDES AND SKINS	GER	66			66	ALL	PEAUX ET CUIRS BRUT
	NORW	91			91	NORV	
COMMODITY TOTAL		157			157		TOTAL DE MARCHANDISE
NON-FERROUS MET. SCRAP	GREEK		4		4	GRECC	DECHETS METAL. NON FER.
ASBESTOS	PANAM	210			210	PANAM	AMIANTE
	CTHER	201			201	AUTRE	
COMMODITY TOTAL		411			411		TOTAL DE MARCHANDISE
LEATHER	GER		1		1	ALL	CUIR
	GREEK		1		1	GRECC	

TABLE 1. CARGOES LOADED AT CANADIAN PORTS FOR FOREIGN COUNTRIES IN 1975.

TABLEAU 1. MARCHANDISES CHARGÉES DANS LES PORTS CANADIENS A DESTINATION DE PAYS ÉTRANGERS EN 1975.

COUNTRY OF DESTINATION AND KIND OF CARGO	REGISTRY OF VESSEL	ATLANTIC ATLANTIQUE	GREAT LAKES GRANDS LACS	PACIFIC PACIFIQUE	TOTAL TOTAL	IMMATIC. DU NAVIRE	PAYS DE DESTINATION ET MARCHANDISE
JAMAICA CCNT. COMMODITY TOTAL	PANAM		2		2	PANAM	JAMAIQUE SUITE
RUBBER FAB.MATERIALS	GER	6			6	ALL	TOTAL DE MARCHANDISE
LUMBER AND TIMBER	GREEK	265			265	GRECO	DEMI-PROD.CAOUTCHOUC
	SWEDN	132			132	SUEDE	BOIS OEUVRE ET CHARP.
	PANAM	188			188	PANAM	
	PANAM	314			314	PANAM	
	CTHER	21			21	AUTRE	
COMMODITY TOTAL		920			920		TOTAL DE MARCHANDISE
VENEER, PLYWOOD	CTHER	2			2	AUTRE	PLACAGES, CONTRE-PLAQ.
WOOD FAB.MATERIALS	GER	21			21	ALL	DEMI-PRODUITS EN BOIS
	NORW	18			18	NORV	
COMMODITY TOTAL		39			39		TOTAL DE MARCHANDISE
NEWSPRINT PAPER	GER	343			343	ALL	PAPIER JOURNAL
	GREEK	617			617	GRECO	
	NORW	2,328			2,328	NORV	
	JAPAN	1,224			1,224	JAPON	
	PANAM	581			581	PANAM	
	CAN	1,801			1,801	CAN	
	CTHER	1,842			1,842	AUTRE	
COMMODITY TOTAL		8,736			8,736		TOTAL DE MARCHANDISE
PAPER NES	GER	329			329	ALL	PAPIER NDA
	GREEK	10			10	GRECC	
	NORW	219			219	NORV	
	SWEDN	568			568	SUEDE	
	PANAM	652			652	PANAM	
	CTHER	60			60	AUTRE	
COMMODITY TOTAL		1,838			1,838		TOTAL DE MARCHANDISE
PAPERBOARD	GER	78			78	ALL	CARTON
BLOG. PAPER AND ECARD	SWEDN	71			71	SUEDE	PLAQ.CONSTR., PAP/CART.
	PANAM	44			44	PANAM	
COMMODITY TOTAL		115			115		TOTAL DE MARCHANDISE
WET MACHINE BOARD	PANAM	3			3	PANAM	CARTON EN PATE PRESSE
TEXTILE FAB.MTL NES	GER	39			39	ALL	OUVR. EN MAT. TEXT. NDA
	NORW	21			21	NORV	
	SWEDN	8			8	SUEDE	
	PANAM	16			16	PANAM	
	CTHER	1			1	AUTRE	
COMMODITY TOTAL		85			85		TOTAL DE MARCHANDISE
ANIMAL CILS, EXC. MARINE	GER	62			62	ALL	HUIL. ANIM. SAUF AN. MAR.
	PANAM	144			144	PANAM	
COMMODITY TOTAL		206			206		TOTAL DE MARCHANDISE
OILS, FATS, WAXES NES	GREEK	143			143	GRECC	HUIL. MAT. GRAS. CIRE NDA
SULPHURIC ACID	PANAM	2			2	PANAM	ACIDE SULFURIQUE
METALLIC SALTS	GER	21			21	ALL	SELS METALLIQUES
INORGANIC CHEMS. NES	GER	10			10	ALL	PROD. CHIM. INORG. NDA
	PANAM	257			257	PANAM	
COMMODITY TOTAL		267			267		TOTAL DE MARCHANDISE
ORGANIC CHEMICALS NES	GREEK	26	219		245	GRECC	PROD. CHIM. ORGAN. NDA
	PANAM	11			11	PANAM	
COMMODITY TOTAL		37	219		256		TOTAL DE MARCHANDISE
EXPLOS., FUSES, CAPS	CAN	20			20	CAN	EXPLOS., AMORCES, DET.
AGRICULTURAL CHEMICALS	GER	12			12	ALL	PROD. CHIM. AGRICOLES
	PANAM	2			2	PANAM	
	CTHER	8			8	AUTRE	
COMMODITY TOTAL		22			22		TOTAL DE MARCHANDISE
PLASTIC MATERIALS	GER	3			3	ALL	MATIERES PLASTIQUES
	NORW	27			27	NORV	
	PANAM	3			3	PANAM	
COMMODITY TOTAL		33			33		TOTAL DE MARCHANDISE
DYESTUFF, PIGMENT, PAINT	GER	172	2		174	ALL	MAT. COLOR. PIG. PEINTURE
	GREEK	5	5		5	GRECC	
	PANAM	25			25	PANAM	
COMMODITY TOTAL		197	7		204		TOTAL DE MARCHANDISE
CHEM. SPECIALTIES NES	GER	10			10	ALL	PROD. CHIM. SPECIAUX NDA
ASPHALTS, ROAD CILS	GER	5			5	ALL	ASPHALTE, BITUME LIQ.
PETROL. COAL PROD. NES	GER	16			16	ALL	DERIVE PETR. CHARB. NDA
	PANAM	33			33	PANAM	
COMMODITY TOTAL		49			49		TOTAL DE MARCHANDISE
FERRO-ALLOYS	GREEK	8			8	GRECC	FERRO-ALLIAGES
PRIMARY IRON, STEEL NES	PANAM	57			57	PANAM	FER, ACIER PRIMAIR. NDA
CASTINGS, FORGINGS	GER	15			15	ALL	MOUL. PIECES FORGEES
PLATE & SHEET STEEL	GER		640		640	ALL	TOLES, FEUILLES D'ACIER
	GREEK	72	664		736	GRECC	
	PANAM	150			150	PANAM	
	CTHER		588		588	AUTRE	
COMMODITY TOTAL		222	1,892		2,114		TOTAL DE MARCHANDISE
STRUCTURAL SHAPES	GER	373			373	ALL	PROFILES DE CONSTRUCT.
	NORW	105			105	NORV	
	PANAM	121			121	PANAM	
COMMODITY TOTAL		599			599		TOTAL DE MARCHANDISE
PIPES, TUBES: IRON, STEEL	GER	416			416	ALL	TUYAUX, TUBES: FER, ACIER
	GREEK	60	34		94	GRECC	
	PANAM	208			208	PANAM	
	CTHER	16			16	AUTRE	
COMMODITY TOTAL		700	34		734		TOTAL DE MARCHANDISE
WIRE	CTHER	6			6	AUTRE	FIL METALLIQUE

TABLE 1. CARGOES LOADED AT CANADIAN PORTS FOR FOREIGN COUNTRIES IN 1975.

TABLEAU 1. MARCHANDISES CHARGÉES DANS LES PORTS CANADIENS A DESTINATION DE PAYS ÉTRANGERS EN 1975.

COUNTRY OF DESTINATION AND KIND OF CARGO	REGISTRY OF VESSEL	ATLANTIC ATLANTIQUE	GREAT LAKES GRANDS LACS	PACIFIC PACIFIQUE	TOTAL TOTAL	IMMATIC. OU NAVIRE	PAYS DE DESTINATION ET MARCHANDISE
JAMAICA							JAMAÏQUE
ALUMINUM							ALUMINIUM
	GER	234			234	ALL	
	GREEK	34			34	GRECC	
	PANAM	228			228	PANAM	
	OTHER	127			127	AUTRE	
COMMODITY TOTAL		623			623		TOTAL DE MARCHANDISE
COPPER AND ALLOYS							CUIVRE ET ALLIAGES
	SWEDN	18			18	SUEDE	
	PANAM	4			4	PANAM	
COMMODITY TOTAL		22			22		TOTAL DE MARCHANDISE
LEAD AND ALLOYS							PLOMB ET ALLIAGES
	PANAM	26			26	PANAM	
	GER	90			90	ALL	
	PANAM	44			44	PANAM	
	OTHER	1			1	AUTRE	
COMMODITY TOTAL		135			135		TOTAL DE MARCHANDISE
BRICKS, TILES NES							BRIQUES, TUILES NDA
	SWEDN	26			26	SUEDE	
	GER	2			2	ALL	
	SWEDN	11			11	SUEDE	
	PANAM	8			8	PANAM	
COMMODITY TOTAL		19			19		TOTAL DE MARCHANDISE
MISC. FABRICATED PROD. MACHINERY NES							OUVRAGES DIVERS MACHINES NDA
	PANAM	1			1	PANAM	
	GREEK	129			129	GRECC	
	SWEDN	14			14	SUEDE	
	PANAM	17			17	PANAM	
	OTHER	1			1	AUTRE	
COMMODITY TOTAL		161			161		TOTAL DE MARCHANDISE
RAILWAY ROLLING STOCK							MAT. ROUL. DE CH. DE FER
	GER	2			2	ALL	
	PANAM	4			4	PANAM	
COMMODITY TOTAL		6			6		TOTAL DE MARCHANDISE
PASS. AUTOS AND CHASSIS							VOITURES PART., CHASSIS
	GER	11	5		16	ALL	
	GREEK	9	1		10	GRECC	
	PANAM	32			32	PANAM	
	OTHER	2			2	AUTRE	
COMMODITY TOTAL		54	6		60		TOTAL DE MARCHANDISE
TRUCKS AND CHASSIS							CAMIONS ET CHASSIS
	GER	6			6	ALL	
	GREEK	9			9	GRECC	
COMMODITY TOTAL		15			15		TOTAL DE MARCHANDISE
MOTOR VEHICLE ENGINES							MOTEURS DE VEH. AUTOM.
	GER	10			10	ALL	
	PANAM	51			51	PANAM	
COMMODITY TOTAL		61			61		TOTAL DE MARCHANDISE
RUBBER TIRES AND TUBES							PNEUS, CHAMBRES A AIR
	GER	3			3	ALL	
	NORW	7			7	NORV	
	PANAM	3			3	PANAM	
COMMODITY TOTAL		13			13		TOTAL DE MARCHANDISE
EQUIPMENT MISC.							MATERIEL DIVERS
	GER	38			38	ALL	
	SWEDN	46			46	SUEDE	
	PANAM	84			84	PANAM	
	OTHER	2			2	AUTRE	
COMMODITY TOTAL		170			170		TOTAL DE MARCHANDISE
PERSONAL, HOUSEHOLD GOODS							ART. PERS. ET MENAGERS
	GER	349	19		368	ALL	
	GREEK		9		9	GRECC	
	NORW	301			301	NORV	
	SWEDN	172			172	SUEDE	
	PANAM	178			178	PANAM	
	OTHER	7	18		25	AUTRE	
COMMODITY TOTAL		1,007	46		1,053		TOTAL DE MARCHANDISE
CONTAINERS, CLOSURES							CONTENEURS, FERMETURES
	GER	28	3		31	ALL	
	NORW	7			7	NORV	
	SWEDN	17			17	SUEDE	
	PANAM	28			28	PANAM	
	OTHER	18			18	AUTRE	
COMMODITY TOTAL		98	3		101		TOTAL DE MARCHANDISE
MISC. END PRODUCTS NES							PRODUITS FINIS DIV. NDA
	GER	101			101	ALL	
	GREEK	13	5		18	GRECC	
	NORW	19			19	NORV	
	SWEDN	18			18	SUEDE	
	PANAM	56			56	PANAM	
	OTHER	1			1	AUTRE	
COMMODITY TOTAL		208	5		213		TOTAL DE MARCHANDISE
GENERAL CARGO							MARCHANDISES DIVERSES
	GER	77			77	ALL	
	GREEK	49			49	GRECC	
	NORW	195			195	NORV	
	SWEDN	227			227	SUEDE	
	PANAM	82			82	PANAM	
	OTHER	3			3	AUTRE	
COMMODITY TOTAL		633			633		TOTAL DE MARCHANDISE
CONTAINERIZED FREIGHT							FRET CONTENEURESE
	GER	1,984			1,984	ALL	
	NORW	1,032			1,032	NORV	
	SWEDN	3,098			3,098	SUEDE	
	PANAM	63			63	PANAM	
COMMODITY TOTAL		6,177			6,177		TOTAL DE MARCHANDISE
COUNTRY/REGION TOTAL		38,253*	2,628*	*	40,881*		TOTAL DE PAYS/REGION
LEEWIND IS.							I. LEEW-WIND.
MEAT, FRESH OR FROZEN							VIANDE, FRAICHE / CONG.
	GER	87			87	ALL	
	GREEK	9			9	GRECC	

TABLE 1. CARGOES LOADED AT CANADIAN PORTS FOR FOREIGN COUNTRIES IN 1975.

TABLÉAU 1. MARCHANDISES CHARGÉES DANS LES PORTS CANADIENS A DESTINATION DE PAYS ÉTRANGERS EN 1975.

COUNTRY OF DESTINATION AND KIND OF CARGO	REGISTRY OF VESSEL	ATLANTIC ATLANTIQUE	GREAT LAKES GRANDS LACS	PACIFIC PACIFIQUE	TOTAL TOTAL	IMMATIC. DU NAVIRE	PAYS DE DESTINATION ET MARCHANDISE
LEEW-WIND IS. CCNT.							I. LEEW-WIND. SUITE
	PANAM	7			7	PANAM	
	OTHER	5			5	AUTRE	
COMMODITY TOTAL		104			104		TOTAL DE MARCHANDISE
MEAT, CURED	GER	47			47	ALL	VIANDE FUMÉE OU SALÉE
	GREEK	21			21	GRECC	
COMMODITY TOTAL		68			68		TOTAL DE MARCHANDISE
MEAT AND MEAT PREP.NES	GER	77			77	ALL	VIANDES ET PREP.NDA
	PANAM	12			12	PANAM	
	OTHER	3			3	AUTRE	
COMMODITY TOTAL		92			92		TOTAL DE MARCHANDISE
FISH, FRESH OR FROZEN	GER	466			466	ALL	POISSON, FRAIS DU CONG.
	GREEK	74			74	GRECC	
	OTHER	44			44	AUTRE	
COMMODITY TOTAL		584			584		TOTAL DE MARCHANDISE
FISH, SALTED OR CURED	GER	312			312	ALL	POISSON, SALE OU FUME
	GREEK	64			64	GRECC	
	OTHER	114			114	AUTRE	
COMMODITY TOTAL		490			490		TOTAL DE MARCHANDISE
FISH, CANNED	GER	3			3	ALL	POISSON EN BOITES
	OTHER	6			6	AUTRE	
COMMODITY TOTAL		9			9		TOTAL DE MARCHANDISE
BUTTER	GER	5			5	ALL	BEURRE
MILK POWDER	GER	189			189	ALL	LAIT EN POUFRE
	GREEK	25			25	GRECC	
	OTHER	13			13	AUTRE	
COMMODITY TOTAL		227			227		TOTAL DE MARCHANDISE
DAIRY PROD., EGGS, HONEY	GER	14			14	ALL	PROD. LAIT., OEUF, MIEL
	GREEK	57			57	GRECC	
	PANAM	32			32	PANAM	
COMMODITY TOTAL		103			103		TOTAL DE MARCHANDISE
OATS	PANAM	4			4	PANAM	AVOINE
WHEAT	GER	1,109			1,109	ALL	BLE
CORN MEAL AND FLOUR	GER	52			52	ALL	SEMIOULE, FARINE DE MAIS
MALT AND MALT FLOUR	GER	5			5	ALL	MALT ET FARINE DE MALT
WHEAT FLOUR	DENMK	810			810	DANME	FARINE DE BLE
	GER	11,489			11,489	ALL	
	GREEK	2,942			2,942	GRECC	
	PANAM	7			7	PANAM	
	OTHER	1,224			1,224	AUTRE	
COMMODITY TOTAL		16,472			16,472		TOTAL DE MARCHANDISE
CEREALS MILLED, NES	GER	17			17	ALL	CEREALES MOULUES, NDA
	GREEK	10			10	GRECC	
	OTHER	4			4	AUTRE	
COMMODITY TOTAL		31			31		TOTAL DE MARCHANDISE
BAKERY PROD., INC., FROZEN	GER	1			1	ALL	PROD. BOUL., PROD. CONG.
	PANAM	1			1	PANAM	
	OTHER	2			2	AUTRE	
COMMODITY TOTAL		4			4		TOTAL DE MARCHANDISE
MACARONI, CEREAL PROD.	GER	19			19	ALL	PATES ALIM. PROD. CEREAL
	PANAM	2			2	PANAM	
	OTHER	8			8	AUTRE	
COMMODITY TOTAL		29			29		TOTAL DE MARCHANDISE
APPLES	GER	2			2	ALL	POMMES
FRUIT JUICES	GER	22			22	ALL	JUS DE FRUIT
	PANAM	6			6	PANAM	
COMMODITY TOTAL		28			28		TOTAL DE MARCHANDISE
FRUITS, PREP. CANNED	GER	42			42	ALL	FRUITS PREP. EN BOITE
	GREEK	47			47	GRECC	
COMMODITY TOTAL		89			89		TOTAL DE MARCHANDISE
NUTS, EXC. OIL NUTS NES	GER	2			2	ALL	NOIX, SAUF OLEAG. NDA
	PANAM	3			3	PANAM	
COMMODITY TOTAL		5			5		TOTAL DE MARCHANDISE
POTATOES	GER	113			113	ALL	POMMES DE TERRE
	GREEK	10			10	GRECC	
	OTHER	18			18	AUTRE	
COMMODITY TOTAL		141			141		TOTAL DE MARCHANDISE
VEGETABLES, FRESH	GER	192			192	ALL	LEGUMES, FRAIS
	GREEK	151			151	GRECC	
	PANAM	220			220	PANAM	
COMMODITY TOTAL		563			563		TOTAL DE MARCHANDISE
VEGETABLES, DRIED	OTHER	7			7	AUTRE	LEGUMES, SECS
VEGETABLE PREP. NES	GER	171			171	ALL	PREP. DE LEGUMES NDA
	GREEK	65			65	GRECC	
COMMODITY TOTAL		236			236		TOTAL DE MARCHANDISE
SUGAR, NES	GER	763			763	ALL	SUCRE, NDA
	GREEK	158			158	GRECC	
	PANAM	26			26	PANAM	
	OTHER	58			58	AUTRE	
COMMODITY TOTAL		1,005			1,005		TOTAL DE MARCHANDISE
SUGAR PREPARATIONS	GREEK	3			3	GRECC	PREP. A BASE DE SUCRE
	PANAM	3			3	PANAM	
	OTHER	1			1	AUTRE	
COMMODITY TOTAL		7			7		TOTAL DE MARCHANDISE
SPICES	GER	21			21	ALL	ÉPICES
	GREEK	5			5	GRECC	
COMMODITY TOTAL		26			26		TOTAL DE MARCHANDISE

TABLE 1. CARGOES LOADED AT CANADIAN PORTS FOR FOREIGN COUNTRIES IN 1975.

TABLÉAU 1. MARCHANDISES CHARGÉES DANS LES PORTS CANADIENS À DESTINATION DE PAYS ÉTRANGERS EN 1975.

COUNTRY OF DESTINATION AND KIND OF CARGO	REGISTRY OF VESSEL	ATLANTIC ATLANTIQUE	GREAT LAKES GRANDS LACS	PACIFIC PACIFIQUE	TOTAL TOTAL	IMMATIC. DU NAVIRE	PAYS DE DESTINATION ET MARCHANDISE
LEEW-WIND IS. CCNT.	GER	3			3	ALL	I. LEEW-WIND. SUITE
VINEGAR	GER	503			503	ALL	VINAIGRE
MISC. FOOD PREP. NES	GREEK	35			35	GRECC	DIV. PREP. ALIM. NDA
	PANAM	14			14	PANAM	
	CTHER	48			48	AUTRE	
COMMODITY TOTAL		600			600		TOTAL DE MARCHANDISE
BRAN, SHORTS, MIDDINGS	GER	26			26	ALL	SON, ISSUES DE CÉREALES
FEEDS OF ANIMAL ORIGIN	GER	18			18	ALL	PROV. D'ORIGINE ANIMALE
	GREEK	4			4	GRECC	
	CTHER	5			5	AUTRE	
COMMODITY TOTAL		27			27		TOTAL DE MARCHANDISE
CONC. COMPLETE FEEDS	GER	66			66	ALL	CONC., PROV. COMPLETES
	GREEK	13			13	GRECC	
	CTHER	5			5	AUTRE	
COMMODITY TOTAL		84			84		TOTAL DE MARCHANDISE
NON-ALCOHOLIC BEVERAGE	GER	51			51	ALL	BOISSONS NON-ALCOOLIQ.
	CTHER	3			3	AUTRE	
COMMODITY TOTAL		54			54		TOTAL DE MARCHANDISE
ALE, BEER, STOUT, PORTER	GER	21			21	ALL	ALE, BIÈRE, STOUT, PORTER
DIST. ALCOHOLIC BEV.	GER	21			21	ALL	BOISS. ALCOOL. DIST.
	GREEK	2			2	GRECC	
COMMODITY TOTAL		23			23		TOTAL DE MARCHANDISE
TEXTILE FIBRES NES	GER	22			22	ALL	FIBRES TEXTILES NDA
SALT	GER	74			74	ALL	SEL
	CTHER	8			8	AUTRE	
COMMODITY TOTAL		82			82		TOTAL DE MARCHANDISE
COTTON, TEXTILE WASTE	GER	43			43	ALL	DECHETS DE COTON, TEXT.
RUBBER FAB. MATERIALS	GER	3			3	ALL	DEMI-PROD. CAOUTCHOUC
LUMBER AND TIMBER	GER	979			979	ALL	BOIS D'OEUVRE ET CHARP.
	GREEK	137			137	GRECC	
	PANAM	299			299	PANAM	
	CTHER	7			7	AUTRE	
COMMODITY TOTAL		1,422			1,422		TOTAL DE MARCHANDISE
SHINGLES AND SHAKES	GER	38			38	ALL	BARDEAUX, BARO. FACADE
VENEER, PLYWOOD	GER	3			3	ALL	PLACAGES, CONTRE-PLAQ.
	CTHER	8			8	AUTRE	
COMMODITY TOTAL		11			11		TOTAL DE MARCHANDISE
PAPER NES	GER	174			174	ALL	PAPIER NDA
	GREEK	29			29	GRECC	
	PANAM	25			25	PANAM	
	CTHER	7			7	AUTRE	
COMMODITY TOTAL		235			235		TOTAL DE MARCHANDISE
BLOG. PAPER AND BOARD	GER	147			147	ALL	PLAQ. CONSTR., PAP/CART.
	GREEK	90			90	GRECC	
	PANAM	60			60	PANAM	
COMMODITY TOTAL		297			297		TOTAL DE MARCHANDISE
TEXTILE FAB. MTL NES	GER	102			102	ALL	OUVR. EN MAT. TEXT. NDA
	PANAM	12			12	PANAM	
	CTHER	3			3	AUTRE	
COMMODITY TOTAL		117			117		TOTAL DE MARCHANDISE
FISH, MARINE ANIMAL OIL	GER	5			5	ALL	HUIL. DE POISSON, AN. MAR
VEG. OILS, FATS NES	GER	5			5	ALL	HUIL. MAT. GRAS. VEG. NDA
INORGANIC CHEMS. NES	GER	18			18	ALL	PROD. CHIM. INORG. NDA
	CTHER	23			23	AUTRE	
COMMODITY TOTAL		41			41		TOTAL DE MARCHANDISE
ORGANIC CHEMICALS NES	GER	45			45	ALL	PROD. CHIM. ORGAN. NDA
FERTILIZERS NES	GER		1,600		1,600	ALL	ENGRAIS CHIMIQUE NDA
AGRICULTURAL CHEMICALS	GER	28			28	ALL	PROD. CHIM. AGRICOLES
	PANAM	12			12	PANAM	
COMMODITY TOTAL		40			40		TOTAL DE MARCHANDISE
PLASTIC MATERIALS	GER	15			15	ALL	MATIERES PLASTIQUES
	OTHER	1			1	AUTRE	
COMMODITY TOTAL		16			16		TOTAL DE MARCHANDISE
DYESTUFF, PIGMENT, PAINT	GER	21			21	ALL	MAT. COLOR. PIG. PEINTURE
	PANAM	2			2	PANAM	
	CTHER	1			1	AUTRE	
COMMODITY TOTAL		24			24		TOTAL DE MARCHANDISE
ASPHALTS, ROAD OILS	GER	58			58	ALL	ASPHALTE, BITUME LIQD.
PRIMARY IRON, STEEL NES	CTHER	9			9	AUTRE	FER, ACIER PRIMAIR. NDA
BARS AND RODS, STEEL	GER	199			199	ALL	BARRES ET TIGES ACIER
	GREEK	5			5	GRECC	
COMMODITY TOTAL		204			204		TOTAL DE MARCHANDISE
PLATE & SHEET STEEL	GER	15			15	ALL	TOLES, FEUILLES D'ACIER
STRUCTURAL SHAPES	GER	59			59	ALL	PROFILES DE CONSTRUCT.
	GREEK	4			4	GRECC	
COMMODITY TOTAL		63			63		TOTAL DE MARCHANDISE
PIPES, TUBES: IRON, STEEL	GER	460			460	ALL	TUYAUX, TUBES: FER, ACIER
	GREEK	545			545	GRECC	
	PANAM	6			6	PANAM	
COMMODITY TOTAL		1,011			1,011		TOTAL DE MARCHANDISE
ALUMINUM	GER	3			3	ALL	ALUMINIUM
	CTHER	4			4	AUTRE	
COMMODITY TOTAL		7			7		TOTAL DE MARCHANDISE
COPPER AND ALLOYS	PANAM	3			3	PANAM	CUIVRE ET ALLIAGES
METAL FAB. BASIC PROD.	GER	555			555	ALL	OUVR. DE BASE EN METAL
	GREEK	14			14	GRECC	

TABLE 1. CARGOES LOADED AT CANADIAN PORTS FOR FOREIGN COUNTRIES IN 1975.

TABLEAU 1. MARCHANDISES CHARGÉES DANS LES PORTS CANADIENS A DESTINATION DE PAYS ÉTRANGERS EN 1975.

COUNTRY OF DESTINATION AND KIND OF CARGO	REGISTRY OF VESSEL	ATLANTIC ATLANTIQUE	GREAT LAKES GRANDS LACS	PACIFIC PACIFIQUE	TOTAL TOTAL	IMMATIC. DU NAVIRE	PAYS DE DESTINATION ET MARCHANDISE
LEEW-WIND IS. CGNT.							I. LEEW-WIND. SUITE
	CTHER	3			3	AUTRE	
COMMODITY TOTAL		568			568		TOTAL DE MARCHANDISE
BRICKS, TILES NES	GER	11			11	ALL	BRIQUES, TUILES NDA
GLASS BASIC PRODUCTS	GER	1			1	ALL	OUVR. DE BASE EN VERRE
CEMENT BASIC PROC.	GER	4			4	ALL	OUVR. DE BASE CIMENT
LIME	GER	3			3	ALL	CHAUX
	CTHER	2			2	AUTRE	
COMMODITY TOTAL		5			5		TOTAL DE MARCHANDISE
MISC. FABRICATED PROD.	GER	25			25	ALL	OUVRAGES DIVERS
TRACTORS	GER	15			15	ALL	TRACTEURS
MACHINERY NES	GER	97			97	ALL	MACHINES NDA
	PANAM	5			5	PANAM	
	CTHER	1			1	AUTRE	
COMMODITY TOTAL		103			103		TOTAL DE MARCHANDISE
RAILWAY ROLLING STOCK	GER	1			1	ALL	MAT. ROUL. DE CH. DE FER
PAS. AUTOS AND CHASSIS	GER	8			8	ALL	VOITURES PART., CHASSIS
	GREEK	2			2	GREEC	
	CTHER	1			1	AUTRE	
COMMODITY TOTAL		11			11		TOTAL DE MARCHANDISE
BUSES AND CHASSIS	GER	8			8	ALL	AUTOBUS ET CHASSIS
	CTHER	23			23	AUTRE	
COMMODITY TOTAL		31			31		TOTAL DE MARCHANDISE
TRUCKS AND CHASSIS	GER	1			1	ALL	CAMIONS ET CHASSIS
	PANAM	3			3	PANAM	
COMMODITY TOTAL		4			4		TOTAL DE MARCHANDISE
MOTOR VEHICLE ENGINES	GER	2			2	ALL	MOTEURS DE VEH. AUTOM.
	GREEK	5			5	GREEC	
COMMODITY TOTAL		7			7		TOTAL DE MARCHANDISE
SHIPS, AIRCRAFT, MIS. VEH	GER	1			1	ALL	NAVIRES, AVIONS, VEH. DIV
ROBBER TIRES AND TUBES	GER	6			6	ALL	PNEUS, CHAMBRES A AIR
EQUIPMENT MISC.	GER	127			127	ALL	MATERIEL DIVERS
	GREEK	7			7	GREEC	
	PANAM	21			21	PANAM	
	CTHER	7			7	AUTRE	
COMMODITY TOTAL		162			165		TOTAL DE MARCHANDISE
PERSONAL, HOUSEHOLD GOODS	GER	40		3	40	ALL	ART. PERS. ET MENAGERS
	GREEK	28			28	GREEC	
	PANAM	3			3	PANAM	
	CTHER	2			2	AUTRE	
COMMODITY TOTAL		73			73		TOTAL DE MARCHANDISE
CONTAINERS, CLOSURES	GER	2			2	ALL	CONTENEURS, FERMETURES
	GREEK	15			15	GREEC	
	PANAM	31			31	PANAM	
COMMODITY TOTAL		48			48		TOTAL DE MARCHANDISE
MISC. END PRODUCTS NES	GER	76			76	ALL	PRODUITS FINIS DIV. NDA
	GREEK	5			5	GREEC	
	PANAM	4			4	PANAM	
	CTHER	4			4	AUTRE	
COMMODITY TOTAL		89			89		TOTAL DE MARCHANDISE
GENERAL CARGO	GER	194			194	ALL	MARCHANDISES DIVERSES
	GREEK	30			30	GREEC	
	CTHER	1			1	AUTRE	
COMMODITY TOTAL		225			225		TOTAL DE MARCHANDISE
COUNTRY/REGION TOTAL		27,541*	1,603*	*	29,144*		TOTAL DE PAYS/REGION
TRINIDAD-TOBAG							TRINIDAD TOBAG
CATTLE	PANAM	5			5	PANAM	BOVINS
MEAT, FRESH OR FROZEN	GER	43			43	ALL	VIANDE, FRAICHE / CONG.
	PANAM	64			64	PANAM	
COMMODITY TOTAL		107			107		TOTAL DE MARCHANDISE
MEAT, CURED	GER	18			18	ALL	VIANDE FUMÉE OU SALÉE
	SWEDN	39			39	SUEDE	
	PANAM	24			24	PANAM	
	CTHER				16	AUTRE	
COMMODITY TOTAL		81		16	97		TOTAL DE MARCHANDISE
MEAT AND MEAT PREP. NES	GER	202			202	ALL	VIANDES ET PREP. NDA
	GREEK	31			31	GREEC	
	NORW	82			82	NORV	
	PANAM	47			47	PANAM	
COMMODITY TOTAL		362			362		TOTAL DE MARCHANDISE
FISH, FRESH OR FROZEN	GER	323			323	ALL	POISSON, FRAIS OU CONG.
	GREEK	18			18	GREEC	
	PANAM	285			285	PANAM	
COMMODITY TOTAL		626			626		TOTAL DE MARCHANDISE
FISH, SALTED OR CURED	GER	292			292	ALL	POISSON, SALE OU FUME
	GREEK	97			97	GREEC	
	NORW	98			98	NORV	
	PANAM	293			293	PANAM	
	CTHER	23			23	AUTRE	
COMMODITY TOTAL		803			803		TOTAL DE MARCHANDISE
FISH, CANNED	CTHER	74			74	AUTRE	POISSON EN BOITES
CHEESE	GER	2			2	ALL	FROMAGE
MILK POWDER	GREEK	6			6	GREEC	LAIT EN POUFRE
	PANAM	13			13	PANAM	

TABLE 1. CARGOES LOADED AT CANADIAN PORTS FOR FOREIGN COUNTRIES IN 1975.

TABEAU 1. MARCHANDISES CHARGÉES DANS LES PORTS CANADIENS A DESTINATION DE PAYS ÉTRANGERS EN 1975.

COUNTRY OF DESTINATION AND KIND OF CARGO	REGISTRY OF VESSEL	ATLANTIC ATLANTIQUE	GREAT LAKES GRANDS LACS	PACIFIC PACIFIQUE	TOTAL TOTAL	IMMATIC. OU NAVIRE	PAYS DE DESTINATION ET MARCHANDISE
TRINIDAD-TOBAG CCNT. COMMODITY TOTAL		19			19		TRINIDAD TOBAG SUITE TOTAL DE MARCHANDISE
DAIRY PROD. EGGS, HONEY OATS	PANAM GREEK PANAM	2 18 20			2 18 20	PANAM GRECC PANAM	PROD. LAIT., OEUFs, MIEL AVOINE
COMMODITY TOTAL		38			38		TOTAL DE MARCHANDISE
WHEAT	PANAM	10			10	PANAM	BLE
CORN MEAL AND FLOUR	GER NORW PANAM CTHER	42 20 7 41			42 20 7 41	ALL NORV PANAM AUTRE	SEMOULE, FARINE DE MAIS
COMMODITY TOTAL		110			110		TOTAL DE MARCHANDISE
WHEAT FLOUR	GER NORW SWEON PANAM	652 18 1,184 1,615			652 18 1,184 1,615	ALL NORV SUEDE PANAM	FARINE DE BLE
COMMODITY TOTAL		3,469			3,469		TOTAL DE MARCHANDISE
CEREALS MILLED, NES	GER PANAM	23 31			23 31	ALL PANAM	CEREALES MOULUES, NDA
COMMODITY TOTAL		54			54		TOTAL DE MARCHANDISE
BAKERY PROD. INC. FROZEN MACARONI, CEREAL PROD.	GER GER GREEK PANAM	21 16 20 48			21 16 20 48	ALL ALL GRECO PANAM	PROD. BOUL., PROD. CONC. PATES ALIM. PROD. CEREAL
COMMODITY TOTAL		84			84		TOTAL DE MARCHANDISE
FRESH FRUITS, BERRIES	GER PANAM	34 15			34 15	ALL PANAM	FRUITS, BAIES FRAIS
COMMODITY TOTAL		49			49		TOTAL DE MARCHANDISE
FROZEN FRUITS, BERRIES	GER	16			16	ALL	FRUITS, BAIES CONGEELES
FRUIT JUICES	GER GREEK PANAM	6 12 22			6 12 22	ALL ALL GRECC PANAM	JUS DE FRUIT
COMMODITY TOTAL		40			40		TOTAL DE MARCHANDISE
FRUITS, PREP. CANNED	GER PANAM	16 38			16 38	ALL PANAM	FRUITS PREP. EN BOITE
COMMODITY TOTAL		54			54		TOTAL DE MARCHANDISE
POTATOES	GER NORW PANAM	134 179 38			134 179 38	ALL NORV PANAM	POMMES DE TERRE
COMMODITY TOTAL		351			351		TOTAL DE MARCHANDISE
VEGETABLES, FRESH	GER NETH	21			21	ALL P-BAS	LEGUMES, FRAIS
COMMODITY TOTAL		21	2,477		2,477		TOTAL DE MARCHANDISE
VEGETABLES, DRIED	GER SWEON PANAM CTHER	66 10	2,477 2,761 2,907		2,477 2,761 2,907	ALL SUEDE PANAM AUTRE	LEGUMES, SECS
COMMODITY TOTAL		76	100		100		TOTAL DE MARCHANDISE
VEGETABLE PREP. NES	GER NORW PANAM CTHER	118 10 49	5,768		5,844	ALL NORV PANAM AUTRE	PREP. DE LEGUMES NDA
COMMODITY TOTAL		177	40		217		TOTAL DE MARCHANDISE
SUGAR, NES	PANAM	85			85	PANAM	SUCRE, NDA
SUGAR PREPARATIONS	NORW	12			12	NORV	PREP. A BASE DE SUCRE
COCOA AND CHOCOLATE	PANAM	1			1	PANAM	CACAO ET CHOCOLAT
COFFEE	NORW	1			1	NORV	CAFE
SPICES	PANAM	36			36	PANAM	ÉPICES
VINEGAR	PANAM	5			5	PANAM	VINAIGRE
MISC. FOOD PREP. NES	GER GREEK NORW SWEON PANAM CTHER	94 41 75 40 253			94 41 75 40 253	ALL GRECC NORV SUEDE PANAM AUTRE	DIV. PREP. ALIM. NDA
COMMODITY TOTAL		503	7		510		TOTAL DE MARCHANDISE
GROUND CEREALS NES	PANAM	24			24	PANAM	CEREALES MOULUES NDA
OIL SEED MEAL, CAKE NES	GER	46			46	ALL	FAR. TOURT. DE AG. NDA
FEEDS OF ANIMAL ORIGIN	NORW	8			8	NORV	PROD. D'ORIGINE ANIMALE
CONC. COMPLETE FEEDS	PANAM	45			45	PANAM	CONC., PROD. COMPLETES
DIST. ALCOHOLIC BEV.	GER	93			93	ALL	BOISS. ALCOOL. DIST.
COMMODITY TOTAL		93	28		121		TOTAL DE MARCHANDISE
TEXTILE FIBRES NES	GER	37	28		37	ALL	FIBRES TEXTILES NDA
SALT	PANAM	5			5	PANAM	SEL
COTTON, TEXTILE WASTE	GER NORW PANAM	49 23 32			49 23 32	ALL NORV PANAM	DECHETS DE COTON, TEXT.
COMMODITY TOTAL		104			104		TOTAL DE MARCHANDISE
WASTE AND SCRAP NES	GER	10			10	ALL	DECHETS ET REBUTS NDA
LEATHER	GER	2			2	ALL	CUIR
LUMBER AND TIMBER	DENMK GER GREEK NORW PANAM CTHER			503	503	DANMK ALL GRECC NORV PANAM AUTRE	BOIS D'OEUVRE ET CHARP.
COMMODITY TOTAL		2,040		503	2,543		TOTAL DE MARCHANDISE

TABLE 1. CARGOES LOADED AT CANADIAN PORTS FOR FOREIGN COUNTRIES IN 1975.

TABLEAU 1. MARCHANDISES CHARGÉES DANS LES PORTS CANADIENS A DESTINATION DE PAYS ÉTRANGERS EN 1975.

COUNTRY OF DESTINATION AND KIND OF CARGO	REGISTRY OF VESSEL	ATLANTIC ATLANTIQUE	GREAT LAKES GRANDS LACS	PACIFIC PACIFIQUE	TOTAL TOTAL	IMMATIC. DU NAVIRE	PAYS DE DESTINATION ET MARCHANDISE
TRINIDAD-TOBAG CCNT. SHINGLES AND SHAKES	GER	16			16	ALL	TRINIDAD TOBAG SUITE BARDEAUX, BARD. FACADE
	PANAM	15			15	PANAM	
COMMODITY TOTAL		31			31		TOTAL DE MARCHANDISE
SAWMILL PRODUCTS NES VENEER, PLYWOOD	GER	7			7	ALL	SCIAGES NDA
	GER	11			11	ALL	PLACAGES, CONTRE-PLAQ.
	PANAM	18			18	PANAM	
COMMODITY TOTAL		29			29		TOTAL DE MARCHANDISE
WOOD FAB. MATERIALS	SWECA	22			22	SUEDE	DEMI-PRODUITS EN BOIS
	PANAM	138			138	PANAM	
COMMODITY TOTAL		160			160		TOTAL DE MARCHANDISE
PULP	DENMK			692	692	DANMK	PATE
NEWSPRINT PAPER	GER	563			563	ALL	PAPIER JOURNAL
	GREEK	29			29	GRECC	
	NORW	688			688	NORV	
	SWEEN	65			65	SUEDE	
	PANAM	3			3	PANAM	
	CAN	2,197			2,197	CAN	
	OTHER	1,777			1,777	AUTRE	
COMMODITY TOTAL		5,322			5,322		TOTAL DE MARCHANDISE
PAPER NES	GER	510			510	ALL	PAPIER NDA
	GREEK	99			99	GRECC	
	NORW	115			115	NORV	
	SWEEN	68			68	SUEDE	
	PANAM	387			387	PANAM	
	CTHER	612			612	AUTRE	
COMMODITY TOTAL		1,791			1,791		TOTAL DE MARCHANDISE
PAPERBOARD BLDG. PAPER AND ECARD	PANAM	152			152	PANAM	CARTON
	GER	91			91	ALL	PLAQ. CONSTR., PAP/CART.
	NORW	53			53	NORV	
COMMODITY TOTAL		144			144		TOTAL DE MARCHANDISE
TEXTILE FAB. MTL NES	GER	174			174	ALL	OUVR. EN MAT. TEXT. NDA
	NORW	14			14	NORV	
	SWEEN	47			47	SUEDE	
	PANAM	58			58	PANAM	
	CTHER	13			13	AUTRE	
COMMODITY TOTAL		306			306		TOTAL DE MARCHANDISE
ANIMAL OILS, EXC. MARINE	CREEK	47			47	GRECC	HUIL. ANIM. SAUF AN. MAR.
	PANAM	90			90	PANAM	
COMMODITY TOTAL		137			137		TOTAL DE MARCHANDISE
VEG. OILS, FATS NES METALLIC SALTS	NORW	7			7	NORV	HUIL. MAT. GRAS. VEG. NDA
	GER	202			202	ALL	SELS METALLIQUES
	SWEEN	131			131	SUEDE	
	PANAM	41			41	PANAM	
COMMODITY TOTAL		374			374		TOTAL DE MARCHANDISE
INORGANIC CHEMS. NES	GER	589			589	ALL	PROD. CHIM. INORG. NDA
	NORW	20			20	NORV	
	SWEEN	65			65	SUEDE	
	PANAM	40			40	PANAM	
	OTHER		189		189	AUTRE	
COMMODITY TOTAL		714	189		903		TOTAL DE MARCHANDISE
ORGANIC CHEMICALS NES	GER	39			39	ALL	PROD. CHIM. ORGAN. NDA
	PANAM	9			9	PANAM	
COMMODITY TOTAL		48			48		TOTAL DE MARCHANDISE
SYNTHETIC RUBBER PLASTIC MATERIALS	CTHER	1			1	AUTRE	CAOUTCHOUC SYNTHETIQUE
	GER	22			22	ALL	MATIERES PLASTIQUES
	NORW	14			14	NORV	
	PANAM	9			9	PANAM	
COMMODITY TOTAL		45			45		TOTAL DE MARCHANDISE
DYESTUFF, PIGMENT, PAINT	GER	52			52	ALL	MAT. COLOR. PIG. PEINTURE
	PANAM	17			17	PANAM	
COMMODITY TOTAL		69			69		TOTAL DE MARCHANDISE
CHEM. SPECIALTIES NES	GER	9			9	ALL	PROD. CHIM. SPECIAUX NDA
	PANAM	2			2	PANAM	
COMMODITY TOTAL		11			11		TOTAL DE MARCHANDISE
LUBRICATING OIL, GREASE	GER	21			21	ALL	HUIL. GRAISSE LUBRIF.
	CTHER	2			2	AUTRE	
COMMODITY TOTAL		23			23		TOTAL DE MARCHANDISE
ASPHALTS, ROAD OILS BARS AND ROOS, STEEL PLATE & SHEET STEEL	GER	2			2	ALL	ASPHALTE, BITUME LIQD.
	PANAM	127			127	PANAM	BARRES ET TIGES ACIER
	GER	702			702	ALL	TOLES, FEUILLES DACIER
	PANAM	425			425	PANAM	
COMMODITY TOTAL		1,127			1,127		TOTAL DE MARCHANDISE
STRUCTURAL SHAPES	GER	76			76	ALL	PROFILES DE CONSTRUCT.
	PANAM	53			53	PANAM	
COMMODITY TOTAL		129			129		TOTAL DE MARCHANDISE
PIPES, TUBES: IRON, STEEL	DENMK			75	75	DANMK	TUYAUX, TUBES: FER, ACIER
	GER	42			42	ALL	
	NORW	19			19	NORV	
	PANAM	184			184	PANAM	
COMMODITY TOTAL		245		75	320		TOTAL DE MARCHANDISE
WIRE ALUMINIUM	PANAM	57			57	PANAM	FIL METALLIQUE
	GREEK	100			100	GRECC	ALUMINIUM
	NORW	292			292	NORV	
	PANAM	55			55	PANAM	
COMMODITY TOTAL		447			447		TOTAL DE MARCHANDISE
COPPER AND ALLOYS	GER	79			79	ALL	CUIVRE ET ALLIAGES

TABLE 1. CARGOES LOADED AT CANADIAN PORTS FOR FOREIGN COUNTRIES IN 1975.

TABLEAU 1. MARCHANDISES CHARGÉES DANS LES PORTS CANADIENS A DESTINATION DE PAYS ÉTRANGERS EN 1975.

COUNTRY OF DESTINATION AND KIND OF CARGO	REGISTRY OF VESSEL	ATLANTIC ATLANTIQUE	GREAT LAKES GRANDS LACS	PACIFIC PACIFIQUE	TOTAL TOTAL	IMMATIC. DU NAVIRE	PAYS DE DESTINATION ET MARCHANDISE
TRINIDAD-TOBAG CCNT.							TRINIDAD TOBAG SUITE
LEAD AND ALLOYS	GER PANAM	80 60			80 60	ALL PANAM	PLOMB ET ALLIAGES
COMMODITY TOTAL		140			140		TOTAL DE MARCHANDISE
ZINC AND ALLOYS	NORW PANAM	29 109			29 109	NORW PANAM	ZINC ET ALLIAGES
COMMODITY TOTAL		138			138		TOTAL DE MARCHANDISE
NON-FERROUS METALS NES	GER	107			107	ALL	METEAUX NON-FERREUX NDA
METAL FAB. BASIC PROD.	GER NORW SWEDN PANAM OTHER	242 2 16 120 13			242 2 16 120 32	ALL NORW SUEDE PANAM AUTRE	OUVR. DE BASE EN METAL
COMMODITY TOTAL		393	19		412		TOTAL DE MARCHANDISE
BRICKS, TILES NES	GER PANAM OTHER	92 138 59	19		92 138 59	ALL PANAM AUTRE	BRIQUES, TUILES NDA
COMMODITY TOTAL		289			289		TOTAL DE MARCHANDISE
GLASS BASIC PRODUCTS	SWEDN PANAM	42 106			42 106	SUEDE PANAM	OUVR. DE BASE EN VERRE
COMMODITY TOTAL		148			148		TOTAL DE MARCHANDISE
NON-MET. MIN. BASIC PROD	GER PANAM	23 23			23 23	ALL PANAM	PROD. MIN. NON-MET. BASE
COMMODITY TOTAL		46			46		TOTAL DE MARCHANDISE
MISC. FABRICATED PROD.	ACFW	5			5	NORW	OUVRAGES DIVERS
TRACTORS	GER	19			19	ALL	TRACTEURS
MACHINERY NES	GER PANAM	38 36			38 36	ALL PANAM	MACHINES NDA
COMMODITY TOTAL		74			74		TOTAL DE MARCHANDISE
PASS. AUTOS AND CHASSIS	GER PANAM	11 8			11 8	ALL PANAM	VOITURES PART., CHASSIS
COMMODITY TOTAL		19			19		TOTAL DE MARCHANDISE
BUSES AND CHASSIS	PANAM	4			4	PANAM	AUTOBUS ET CHASSIS
MOTOR VEHICLE ENGINES	NORW PANAM	2 1			2 1	NORW PANAM	MOTEURS DE VEH. AUTOM.
COMMODITY TOTAL		3			3		TOTAL DE MARCHANDISE
ROAD MOTOR VEH. NES	GER	1			1	ALL	VEH. AUTOM. ROUTIERS NDA
RUBBER TIRES AND TUBES	PANAM	23			23	PANAM	PNEUS, CHAMBRES A AIR
EQUIPMENT MISC.	GER GREEK NORW PANAM OTHER	62 28 18 71 1	19		81 28 18 71 1	ALL GRECC NORW PANAM AUTRE	MATERIEL DIVERS
COMMODITY TOTAL		179	20		199		TOTAL DE MARCHANDISE
FURNISH. HOUSEHOLD GOODS	GER SWEDN PANAM OTHER	411 141 323 11	2		413 141 323 15	ALL SUEDE PANAM AUTRE	ART. PERS. ET MENAGERS
COMMODITY TOTAL		886	6		892		TOTAL DE MARCHANDISE
CONTAINERS, CLOSURES	GER NORW SWEDN PANAM	6 2 7 129			6 2 7 129	ALL NORW SUEDE PANAM	CONTENEURS, FERMETURES
COMMODITY TOTAL		144			144		TOTAL DE MARCHANDISE
MISC. END PRODUCTS NES	GER NORW SWEDN PANAM	66 30 7 110			66 30 7 110	ALL NORW SUEDE PANAM	PRODUITS FINIS DIV. NDA
COMMODITY TOTAL		213			213		TOTAL DE MARCHANDISE
GENERAL CARGO	GER GREEK NORW SWEDN PANAM	321 57 43 319 90			321 57 43 319 90	ALL GRECC NORW SUEDE PANAM	MARCHANDISES DIVERSES
COMMODITY TOTAL		830			830		TOTAL DE MARCHANDISE
CONTAINERIZED FREIGHT	GER GREEK SWEDN OTHER	5,029 18 2,175 18			5,029 18 2,175 18	ALL GRECC SUEDE AUTRE	FRET CONTENEURESE
COMMODITY TOTAL		7,240			7,240		TOTAL DE MARCHANDISE
COUNTRY/REGION TOTAL		32,193*	8,570*	1,270*	42,033*		TOTAL DE PAYS/REGION
COSTA RICA							COSTA-RICA
FISH, CANNED	OTHER			1	1	AUTRE	POISSON EN BOITES
MALT AND MALT FLOUR	U K OTHER	506 101		66	506 167	R U AUTRE	MALT ET FARINE DE MALT
COMMODITY TOTAL		607		66	673		TOTAL DE MARCHANDISE
MUSTARD SEED	OTHER			67	67	AUTRE	GRAINE DE MOUTARDE
ASBESTOS	U S A OTHER			166	166	E-U AUTRE	AMIANTE
COMMODITY TOTAL				1,535	1,535		TOTAL DE MARCHANDISE
PULP	DENMK OTHER			770 590	770 590	DANMK AUTRE	PATE
COMMODITY TOTAL				1,360	1,360		TOTAL DE MARCHANDISE
NEWSPRINT PAPER	DENMK	83			83	DANMK	PAPIER JOURNAL

TABLE 1. CARGES LOADED AT CANADIAN PORTS FOR FOREIGN COUNTRIES IN 1975.

COUNTRY OF DESTINATION AND KIND OF CARGO		REGISTRY OF VESSEL	ATLANTIC ATLANTIQUE	GREAT LAKES GRANDS LACS	PACIFIC PACIFIQUE	TOTAL TOTAL	IMMATIC. DU NAVIRE	PAYS DE DESTINATION ET MARCHANDISE
COSTA RICA CCNT.								COSTA-RICA SUITE
		GER	5,553			5,553	ALL	
		NORW	1,341		200	1,541	NORV	
		CTHER	2,226		1,072	3,298	AUTRE	
COMMODITY TOTAL			9,203		1,272	10,475		TOTAL DE MARCHANDISE
PAPER NES		U K	23			23	R U	PAPIER NDA
PAPERBOARD		U K	756			756	R U	CARTON
		ITALY	1,535		1,209	2,744	ITAL	
		NETH	1,503			1,503	P.BAS	
		PANAM	758			758	PANAM	
		CTHER	1,473			1,473	AUTRE	
COMMODITY TOTAL			6,025		1,209	7,234		TOTAL DE MARCHANDISE
INORGANIC CHEMS. NES		CTHER			17	17	AUTRE	PROD.CHI.M-INORG.NDA
EXPLOS., FUSES, CAPS		CAN	81			81	CAN	EXPLOS.,AMGRES, DET.
		CTHER	57			57	AUTRE	
COMMODITY TOTAL			138			138		TOTAL DE MARCHANDISE
POTASH		JAPAN			10,064	10,064	JAPON	POTASSE
PLATE & SHEET STEEL		U K	1			1	R U	TOLES,FEUILLES D'ACIER
BRICKS,TILES NES		U K	133			133	R U	BRIQUES,TUILES NDA
ASBESTOS BASIC PRCD.		CTHER	109			109	AUTRE	OUVR.DE BASE AMIANTE
MACHINERY NES		U S A				2	E-U	MACHINES NDA
		CTHER				1	AUTRE	
COMMODITY TOTAL						3		TOTAL DE MARCHANDISE
PASS.AUTOS AND CHASSIS		CTHER				3	AUTRE	VOITURES PART.,CHASSIS
EQUIPMENT MISC.		CTHER				36	AUTRE	MATERIEL DIVERS
PERSONAL,HOUSEHOLD GOODS		CTHER				3	AUTRE	ART.PERS.ET MENAGERS
GENERAL CARGO		CTHER				2	AUTRE	MARCHANDISES DIVERSES
COUNTRY/REGION TOTAL			16,239*	*	15,804*	32,043*		TOTAL DE PAYS/REGION
CUBA								CUBA
CATTLE		PANAM	75			75	PANAM	BOVINS
		CTHER	1,099			1,099	AUTRE	
COMMODITY TOTAL			1,174			1,174		TOTAL DE MARCHANDISE
LIVE ANIMALS, NES		CTHER	25			25	AUTRE	ANIMAUX VIVANTS, NDA
MEAT,FRESH OR FRCZEN		NETH	268			268	P.BAS	VIANDE,FRAICHE / CONG.
		PANAM	400			400	PANAM	
		CTHER	1			1	AUTRE	
COMMODITY TOTAL			669			669		TOTAL DE MARCHANDISE
FISH,SALTED OR CURED		NETH	66			66	P.BAS	POISSON,SALE OU FUME
MILK POWDER		PANAM	4,394			4,394	PANAM	LAIT EN POUDRE
DAIRY PROD.EGGS,HONEY		PANAM	60			60	PANAM	PROD.LAIT.,OEUF,MIEL
		CTHER	7,105			7,105	AUTRE	
COMMODITY TOTAL			7,165			7,165		TOTAL DE MARCHANDISE
OATS		CTHER	2,037			2,037	AUTRE	AVOINE
WHEAT		GREEK			22,277	22,277	GRECC	BLE
		JAPAN			26,364	26,364	JAPON	
		PANAM			16,083	16,083	PANAM	
		OTHER	292,737		24,483	317,220	AUTRE	
COMMODITY TOTAL			292,737		89,207	381,944		TOTAL DE MARCHANDISE
WHEAT FLOUR		PANAM	755			755	PANAM	FARINE DE BLE
		CTHER	255,494			255,494	AUTRE	
COMMODITY TOTAL			256,249			256,249		TOTAL DE MARCHANDISE
POTATOES		PANAM	3,254			3,254	PANAM	POMMES DE TERRE
		CTHER	5,648			5,648	AUTRE	
COMMODITY TOTAL			8,902			8,902		TOTAL DE MARCHANDISE
VEGETABLES, DRIED		PANAM	1,206			1,206	PANAM	LEGUMES, SECS
		OTHER	1,827			1,827	AUTRE	
COMMODITY TOTAL			3,033			3,033		TOTAL DE MARCHANDISE
MISC.FOOD PREP.NES		OTHER	501			501	AUTRE	DIV.PREP.ALIM.NDA
HAY,ORAGE,STRAW		CTHER	259			259	AUTRE	FOIN,FOURRAGE,PAILLE
CONC.COMPLETE FEEDS		CTHER	51			51	AUTRE	CONC.,PROV.COMPLETES
ALE,BEER,STOUT,PORTER		CTHER	2			2	AUTRE	ALE,BIERE,STOUT,PORTER
WINES		CTHER	2			2	AUTRE	VINS
BOLTS,ROUND TIMBER		CTHER			1,139	1,139	AUTRE	BIILLOTS,BOIS RONDS
ASBESTOS		CTHER	59			59	AUTRE	AMIANTE
SALT		CTHER	17			17	AUTRE	SEL
SULPHUR IN ORES		CTHER	11,426		5,694	17,120	AUTRE	SOUFRE EN MINERAL
CRUDE NON-MET.MIN.NES		PANAM	352			352	PANAM	MIN.NON-MET.BRUTS NDA
		CTHER	276			276	AUTRE	
COMMODITY TOTAL			628			628		TOTAL DE MARCHANDISE
WASTE AND SCRAP NES		PANAM	200			200	PANAM	DECHETS ET REBUTS NDA
LEATHER		NETH	116			116	P.BAS	CUIR
		CTHER	109			109	AUTRE	
COMMODITY TOTAL			225			225		TOTAL DE MARCHANDISE
LUMBER AND TIMBER		JAPAN			8,287	8,287	JAPON	BOIS OEUVRE ET CHARP.
		OTHER	158		67,476	67,634	AUTRE	
COMMODITY TOTAL			158		75,763	75,921		TOTAL DE MARCHANDISE
PULP		PANAM	60			60	PANAM	PATE
		OTHER	2,068		1,284	3,352	AUTRE	
COMMODITY TOTAL			2,128		1,284	3,412		TOTAL DE MARCHANDISE
NEWSPRINT PAPER		OTHER	881			881	AUTRE	PAPIER JOURNAL
PAPER NES		CTHER	7			7	AUTRE	PAPIER NDA
PAPERBOARD		GREEK			6,289	6,289	GRECC	CARTON
		CTHER	3,914		2,205	6,119	AUTRE	
COMMODITY TOTAL			3,914		8,494	12,408		TOTAL DE MARCHANDISE

TABLE 1. CARGOES LOADED AT CANADIAN PORTS FOR FOREIGN COUNTRIES IN 1975.

TABLEAU 1. MARCHANDISES CHARGÉES DANS LES PORTS CANADIENS A DESTINATION DE PAYS ÉTRANGERS EN 1975.

COUNTRY OF ORIGIN AND KIND OF CARGO	REGISTRY OF VESSEL	ATLANTIC ATLANTIQUE	GREAT LAKES GRANDS LACS	PACIFIC PACIFIQUE	TOTAL TOTAL	IMMATIC. DU NAVIRE	PAYS DE DESTINATION ET MARCHANDISE
CUBA							CUBA
CCNT. ANIMAL OILS, EXC. MARINE	LIBER		1,491		1,491	LIBER	SUITE
	CTHER			18,927	18,927	AUTRE	HUIL. ANIM. SAUF AN. MAR.
COMMODITY TOTAL			1,491	18,927	20,418		TOTAL DE MARCHANDISE
INORGANIC CHEMS. NES	PANAM	114			114	PANAM	PROD. CHIM. INORG. NDA
	CTHER	1,918			1,918	AUTRE	
COMMODITY TOTAL		2,032			2,032		TOTAL DE MARCHANDISE
ORGANIC CHEMICALS NES	CTHER	36			36	AUTRE	PROD. CHIM. ORGAN. NDA
POTASH	CTHER			5,511	5,511	AUTRE	POTASSE
AGRICULTURAL CHEMICALS	CTHER	26			26	AUTRE	PROD. CHIM. AGRICOLES
PLASTIC MATERIALS	CTHER	10			10	AUTRE	MATIERES PLASTIQUES
CHEM. SPECIALTIES NES	CTHER	6			6	AUTRE	PROD. CHIM. SPECIAUX NDA
BARNS AND RODS, STEEL	DENMK	679			679	DANMK	BARRES ET TIGES ACIER
	PANAM	419			419	PANAM	
COMMODITY TOTAL		1,098			1,098		TOTAL DE MARCHANDISE
PLATE & SHEET STEEL	DENMK	681			681	DANMK	TOLES, FEUILLES D'ACIER
	PANAM	420			420	PANAM	
	CTHER	1,104			1,104	AUTRE	
COMMODITY TOTAL		2,205			2,205		TOTAL DE MARCHANDISE
STRUCTURAL SHAPES	DENMK	680			680	DANMK	PROFILES DE CONSTRUCT.
	PANAM	418			418	PANAM	
	CTHER	898			898	AUTRE	
COMMODITY TOTAL		1,996			1,996		TOTAL DE MARCHANDISE
RAILS & TRACK MATERIAL	CTHER	4			4	AUTRE	RAILS, MAT. VOIE FERREE
PIPES, TUBES, IRON, STEEL	CTHER	66			66	AUTRE	TUYAUX, TUBES FER, ACIER
WIRE	CTHER	19			19	AUTRE	FIL METALLIQUE
COPPER AND ALLOYS	CTHER	334			334	AUTRE	CUIVRE ET ALLIAGES
NON-FERROUS METALS NES	CTHER	13			13	AUTRE	METALX NON-FERREUX NDA
METAL FAB. BASIC PROD.	DENMK	686			686	DANMK	OUVR. DE BASE EN METAL
	PANAM	1,308			1,308	PANAM	
	CTHER	2,356			2,356	AUTRE	
COMMODITY TOTAL		4,350			4,350		TOTAL DE MARCHANDISE
GLASS BASIC PRODUCTS	CTHER	78			78	AUTRE	OUVR. DE BASE EN VERRE
CEMENT	CTHER	17,390			17,390	AUTRE	CIMENT
NON-MET. MIN. BASIC PROD	CTHER	1			1	AUTRE	PROD. MIN. NON-MET. BASE
MACHINERY NES	PANAM	372			372	PANAM	MACHINES NDA
	CTHER	1,182			1,182	AUTRE	
COMMODITY TOTAL		1,554			1,554		TOTAL DE MARCHANDISE
RAILWAY ROLLING STOCK	CTHER	9			9	AUTRE	MAT. ROUL. DE CH. DE FER
PASSENGER AUTOS AND CHASSIS	CTHER	17			17	AUTRE	VOITURES PART., CHASSIS
BUSES AND CHASSIS	CTHER	2			2	AUTRE	AUTOBUS ET CHASSIS
MOTOR VEHICLE ENGINES	CTHER	298			298	AUTRE	MOTEURS DE VEH. AUTOM.
SHIPS, AIRCRAFT, MIS. VEH	CTHER	2			2	AUTRE	NAVIRES, AVIONS, VEH. DIV
RUBBER TIRES AND TUBES	CTHER	30			30	AUTRE	PNEUS, CHAMBRES A AIR
EQUIPMENT MISC.	PANAM	1,758			1,758	PANAM	MATERIEL DIVERS
	CTHER	1,641			1,641	AUTRE	
COMMODITY TOTAL		3,399			3,399		TOTAL DE MARCHANDISE
PERSONAL, HOUSEHOLD GOODS	NETH	12			12	P. BAS	ART. PERS. ET MENAGERS
	PANAM	918			918	PANAM	
	CTHER	559			559	AUTRE	
COMMODITY TOTAL		1,489			1,489		TOTAL DE MARCHANDISE
CONTAINERS, CLOSURES	NETH	106			106	P. BAS	CONTENEURS, FERMETURES
	CTHER	464			464	AUTRE	
COMMODITY TOTAL		570			570		TOTAL DE MARCHANDISE
MISC. END PRODUCTS NES	PANAM	1			1	PANAM	PRODUITS FINIS DIV. NDA
	CTHER	147			147	AUTRE	
COMMODITY TOTAL		148			148		TOTAL DE MARCHANDISE
GENERAL CARGO	DENMK	670			670	DANMK	MARCHANDISES DIVERSES
	NETH	19			19	P. BAS	
	PANAM	11,720			11,720	PANAM	
	CTHER	11,658			11,658	AUTRE	
COMMODITY TOTAL		24,067			24,067		TOTAL DE MARCHANDISE
CONTAINERIZED FREIGHT	DENMK	12			12	DANMK	FRET CONTENEURESE
COUNTRY/REGION TOTAL		658,170*	1,491*	206,019*	865,680*		TOTAL DE PAYS/REGION
DOMINICAN REP.							R. DOMINICAINE
FISH, FRESH OR FROZEN	GER	872			872	ALL	POISSON, FRAIS OU CONG.
	GREEK	16			16	GRECC	
	NORW	63			63	NORV	
	PANAM	377			377	PANAM	
COMMODITY TOTAL		1,328			1,328		TOTAL DE MARCHANDISE
FISH, SALTED OR CURED	GREEK	375			375	GRECC	POISSON, SALE OU FUME
	NORW	314			314	NORV	
	PANAM	1,197			1,197	PANAM	
COMMODITY TOTAL		1,886			1,886		TOTAL DE MARCHANDISE
FISH, CANNED	PANAM	41			41	PANAM	POISSON EN BOITES
SHELL FISH, NES	PANAM	66			66	PANAM	MOLLUSQUES CRUST., NDA
BARLEY	GER		319		319	ALL	ORGE
OATS	NORW	8			8	NORV	AVOINE
WHEAT	GER	760			760	ALL	BLE
MALT AND MALT FLOUR	GER	595			595	ALL	MALT ET FARINE DE MALT
	GREEK	297	580		877	GRECC	
	PANAM	1,603			1,603	PANAM	
	CTHER		580		580	AUTRE	
COMMODITY TOTAL		2,495	1,160		3,655		TOTAL DE MARCHANDISE

TABLE 1. CARGOES LOADED AT CANADIAN PORTS FOR FOREIGN COUNTRIES IN 1975.

TABLEAU 1. MARCHANDISES CHARGÉES DANS LES PORTS CANADIENS A DESTINATION DE PAYS ÉTRANGERS EN 1975.

COUNTRY OF DESTINATION AND KIND OF CARGO	REGISTRY OF VESSEL	ATLANTIC ATLANTIQUE	GREAT LAKES GRANDS LACS	PACIFIC PACIFIQUE	TOTAL TOTAL	IMMATIC. DU NAVIRE	PAYS DE DESTINATION ET MARCHANDISE
DOMINICAN REP. CCNT. MACARONI, CEREAL PROD. POTATOES	NORW	7			7	NORV	R. DOMINICAINE SUITE
	GER	340			340	ALL	PATES ALIM. PROD. CEREAL
	GREEK	2,248			2,248	GRECC	POMMES DE TERRE
	NORW	293			293	NORV	
	PANAM	38			38	PANAM	
COMMODITY TOTAL		2,919			2,919		TOTAL DE MARCHANDISE
VEGETABLES, FRESH VEGETABLE PREP. NES MISC. FOOD PREP. NES	GREEK	130			130	GRECC	LEGUMES, FRAIS
	PANAM	30			30	PANAM	PREP. DE LEGUMES NDA
	GER	5			5	ALL	DIV. PREP. ALIM. NDA
	GREEK	7			7	GRECC	
	NORW	7			7	NORV	
COMMODITY TOTAL		19			19		TOTAL DE MARCHANDISE
DIST. ALCOHOLIC BEV.	GER	8			8	ALL	BOISS. ALCOOL. DIST.
	NORW	21			21	NORV	
	PANAM	9			9	PANAM	
	COMMODITY TOTAL		38			38	TOTAL DE MARCHANDISE
TOBACCO NES ASBESTOS	NORW	20			20	NORV	TAGACS NDA
	GER	319			319	ALL	AMIANTE
	GREEK	189			189	GRECC	
	PANAM	105			105	PANAM	
	COMMODITY TOTAL		613			613	TOTAL DE MARCHANDISE
SALT CRUDE NON-MET. MIN. NES LUMBER AND TIMBER	SWEDN	6			6	SUEDE	SEL
	GER	81			81	ALL	MIN. NON-MET. BRUTS NDA
	GER	30			30	ALL	BOIS D'OEUVRE ET CHARP.
	GREEK			3,010	3,010	GRECC	
	COMMODITY TOTAL		30		3,010	3,040	TOTAL DE MARCHANDISE
VENEER, PLYWOOD PULP	NORW	5			5	NORV	PLACAGES, CONTRE-PLAQ.
	DENMK			1,685	1,685	DANMK	PATE
	NORW			1,803	1,803	NORV	
	COMMODITY TOTAL			3,488	3,488		TOTAL DE MARCHANDISE
NEWSPRINT PAPER	GER	3,118			3,118	ALL	PAPIER JOURNAL
	GREEK	105			105	GRECC	
	NORW	1,188			1,188	NORV	
	PANAM	48			48	PANAM	
	OTHER	1,206			1,206	AUTRE	
	COMMODITY TOTAL		5,665			5,665	TOTAL DE MARCHANDISE
PAPER NES	GER	111			111	ALL	PAPIER NDA
	GREEK	64			64	GRECC	
	NORW	37			37	NORV	
	SWEDN	74			74	SUEDE	
	PANAM	36			36	PANAM	
	COMMODITY TOTAL		322			322	TOTAL DE MARCHANDISE
BLDG. PAPER AND BOARD	GER	8			8	ALL	PLAQ. CONSTR., PAP. C. FT.
	PANAM	9			9	PANAM	
	COMMODITY TOTAL		17			17	TOTAL DE MARCHANDISE
WET MACHINE BOARD TEXTILE FAB. MTL NES	PANAM	65			65	PANAM	CARTON EN PATE PRESSE
	GER	8			8	ALL	OUVR. EN MAT. TEXT. NDA
	NORW	10			10	NORV	
	PANAM	5			5	PANAM	
	COMMODITY TOTAL		23			23	TOTAL DE MARCHANDISE
OILS, FATS, WAXES NES METALLIC SALTS INORGANIC CHEMS. NES ORGANIC CHEMICALS NES	GER	6			6	ALL	HUIL. MAT. GRAS. CIRE NDA
	GER	20			20	ALL	SELS METALLIQUES
	NORW	2			2	NORV	PROD. CHIM. INORG. NDA
	GER	3			3	ALL	PROD. CHIM. ORGAN. NDA
	GREEK	2			2	GRECC	
	NORW	16			16	NORV	
PANAM	43			43	PANAM		
COMMODITY TOTAL		64			64	TOTAL DE MARCHANDISE	
EXPLOS., FUSES, CAPS	CAN	45			45	CAN	EXPLOS., AMORCES, DET.
	OTHER	204			204	AUTRE	
	COMMODITY TOTAL		249			249	TOTAL DE MARCHANDISE
FERTILIZERS NES AGRICULTURAL CHEMICALS	PANAM	4			4	PANAM	ENGRAIS CHIMIQUE NDA
	NORW	1			1	NORV	PROD. CHIM. AGRICOLES
	PANAM	36			36	PANAM	
	COMMODITY TOTAL		37			37	TOTAL DE MARCHANDISE
PLASTIC MATERIALS DYESTUFF, PIGMENT, PAINT	GER	13			13	ALL	MATIERES PLASTIQUES
	GER	3			3	ALL	MAT. COLOR. PIC. PEINTURE
	NORW	24			24	NORV	
	PANAM	7			7	PANAM	
COMMODITY TOTAL		34			34	TOTAL DE MARCHANDISE	
FERRO-ALLOYS	GREEK	10			10	GRECC	FERRO-ALLIAGES
	SWEDN	60			60	SUEDE	
	COMMODITY TOTAL		70			70	TOTAL DE MARCHANDISE
BARS AND RODS, STEEL	GER	206			206	ALL	TOTAL DE MARCHANDISE
	NORW	19			19	NORV	BARRÉS ET TIGES ACIER
	PANAM	7			7	PANAM	
	COMMODITY TOTAL		232			232	TOTAL DE MARCHANDISE
STRUCTURAL SHAPES	GER	8			8	ALL	PROFILES DE CONSTRUCT.
	NORW	30			30	NORV	
	CAN	500			500	CAN	
COMMODITY TOTAL		538			538	TOTAL DE MARCHANDISE	
PIPES, TUBES: IRON, STEEL WIRE	GREEK	8			8	GRECC	TUYAUX, TUBES: FER, ACIER
	GER	2			2	ALL	FIL METALLIQUE
	GREEK	8			8	GRECC	
COMMODITY TOTAL		10			10	TOTAL DE MARCHANDISE	
ALUMINUM	GER	200			200	ALL	ALUMINIUM

TABLE 1. CARGOES LOADED AT CANADIAN PORTS FOR FOREIGN COUNTRIES IN 1975.

TABLEAU 1. MARCHANDISES CHARGÉES DANS LES PORTS CANADIENS A DESTINATION DE PAYS ÉTRANGERS EN 1975.

COUNTRY OF DESTINATION AND KIND OF CARGO	REGISTRY OF VESSEL	ATLANTIC ATLANTIQUE	GREAT LAKES GRANDS LACS	PACIFIC PACIFIQUE	TOTAL TOTAL	IMMATIC. DU NAVIRE	PAYS DE DESTINATION ET MARCHANDISE
R. DOMINICAINE SUITE							
DOMINICAN REP. CCNT.	GREEK	100			100	GRECO	
	NORW	220			220	NORV	
	SWEDN	12			12	SUEDE	
	PANAM	724			724	PANAM	
COMMODITY TOTAL		1,256			1,256		TOTAL DE MARCHANDISE
COPPER AND ALLOYS	GER	188			188	ALL	CUIVRE ET ALLIAGES
	NORW	201			201	NORV	
	SWEDN	189			189	SUEDE	
	PANAM	271			271	PANAM	
COMMODITY TOTAL		849			849		TOTAL DE MARCHANDISE
ZINC AND ALLOYS	GER	54			54	ALL	ZINC ET ALLIAGES
NON-FERROUS METALS NES	PANAM	155			155	PANAM	METEAUX NON-FERREUX NDA
METAL FAB. BASIC PROD.	GER	22			22	ALL	OUVR. DE BASE EN METAL
	GREEK	27			27	GRECO	
	NORW	5			5	NORV	
	SWEDN	74			74	SUEDE	
	PANAM	44			44	PANAM	
COMMODITY TOTAL		172			172		TOTAL DE MARCHANDISE
BRICKS, TILES NES	GER	133			133	ALL	BRIOQUES, TUILES NDA
	NORW	390			390	NORV	
	SWEDN	400			400	SUEDE	
COMMODITY TOTAL		923			923		TOTAL DE MARCHANDISE
NON-MET. MIN. BASIC PROD	SWEDN	20			20	SUEDE	PROD. MIN. NON-MET. BASE
MACHINERY NES	NORW	3			3	NORV	MACHINES NDA
	SWEDN	50			50	SUEDE	
	PANAM	34			34	PANAM	
	CAN		1,106		1,106	CAN	
COMMODITY TOTAL		87	1,106		1,193		TOTAL DE MARCHANDISE
PASS. AUTOS AND CHASSIS	GER	2			2	ALL	VOITURES PART., CHASSIS
	PANAM	2			2	PANAM	
COMMODITY TOTAL		4			4		TOTAL DE MARCHANDISE
MOTOR VEHICLE ENGINES	GER	2			2	ALL	MOTEURS DE VEH. AUTOM.
RUBBER TIRES AND TUBES	PANAM	3			3	PANAM	PNEUS, CHAMBRES A AIR
EQUIPMENT MISC.	GER	48			48	ALL	MATERIEL DIVERS
	GREEK	32			32	GRECO	
	NORW	59			59	NORV	
	PANAM	287			287	PANAM	
COMMODITY TOTAL		426			426		TOTAL DE MARCHANDISE
PERSONAL/HOUSEHOLD GOODS	GER	20			20	ALL	ART. PERS. ET MENAGERS
	GREEK	19			19	GRECO	
	NORW	19			19	NORV	
	PANAM	2			2	PANAM	
COMMODITY TOTAL		60			60		TOTAL DE MARCHANDISE
CONTAINERS, CLOSURES	PANAM	2			2	PANAM	CONTENEURS, FERMETURES
MISC. END PRODUCTS NES	GER	4			4	ALL	PRODUITS FINIS DIV. NDA
	GREEK	4			4	GRECO	
	NORW	20			20	NORV	
	PANAM	16			16	PANAM	
COMMODITY TOTAL		44			44		TOTAL DE MARCHANDISE
GENERAL CARGO	GER	65			65	ALL	MARCHANDISES DIVERSES
	GREEK	11			11	GRECO	
	NORW	66			66	NORV	
	SWEDN	264			264	SUEDE	
COMMODITY TOTAL		406			406		TOTAL DE MARCHANDISE
CONTAINERIZED FREIGHT	GER	145			145	ALL	FRET CONTENEURESE
	SWEDN	907			907	SUEDE	
	PANAM	38			38	PANAM	
COMMODITY TOTAL		1,090			1,090		TOTAL DE MARCHANDISE
COUNTRY/REGION TOTAL		23,414*	2,585*	6,498*	32,497*		TOTAL DE PAYS/REGION
SALVADOR							
EL SALVADOR							
MALT AND MALT FLOUR	U S A			2,337	2,337	E-U	MALT ET FARINE DE MALT
VEGETABLES, ORIEC	OTHER			6	6	AUTRE	LEGUMES, SECS
ASBESTOS	U K	179			179	R U	AMIANTE
	U S A			863	863	E-U	
	OTHER			1,175	1,175	AUTRE	
COMMODITY TOTAL		179		2,038	2,217		TOTAL DE MARCHANDISE
RUBBER FAB. MATERIALS	U S A			1	1	E-U	DEMI-PROD. CAOUTCHOUC
PULP	OTHER			252	252	AUTRE	PATE
NEWSPRINT PAPER	GREEK			2,080	2,080	GRECO	PAPIER JOURNAL
	NORW			792	792	NORV	
	OTHER			2,734	4,937	AUTRE	
COMMODITY TOTAL		2,203		5,606	7,809		TOTAL DE MARCHANDISE
PAPERBOARD	ITALY	2,203			1,969	ITAL	CARTON
	OTHER			16	16	AUTRE	
COMMODITY TOTAL				1,985	1,985		TOTAL DE MARCHANDISE
POTASH	JAPAN			2,006	2,006	JAPON	POTASSE
DYE STUFF, PIGMENT, PAINT	OTHER	3			3	AUTRE	MAT. COLOR. PIG. PEINTURE
NICKEL AND ALLOYS	OTHER			45	45	AUTRE	NICKEL ET ALLIAGES
METAL FAB. BASIC PROD.	OTHER	1			1	AUTRE	OUVR. DE BASE EN METAL
MACHINERY NES	U K	1			1	R U	MACHINES NDA
	ITALY			24	24	ITAL	
	U S A			1	1	E-U	
	OTHER	3			3	AUTRE	
COMMODITY TOTAL		4		25	29		TOTAL DE MARCHANDISE

TABLE 1. CARGOES LOADED AT CANADIAN PORTS FOR FOREIGN COUNTRIES IN 1975.

TABLEAU 1. MARCHANDISES CHARGÉES DANS LES PORTS CANADIENS A DESTINATION DE PAYS ÉTRANGERS EN 1975.

COUNTRY OF DESTINATION AND KIND OF CARGO	REGISTRY OF VESSEL	ATLANTIC ATLANTIQUE	GREAT LAKES GRANDS LACS	PACIFIC PACIFIQUE	TOTAL TOTAL	IMMATIC. DU NAVIRE	PAYS DE DESTINATION ET MARCHANDISE
EL SALVADOR CCNT. EQUIPMENT MISC. MISC. END PRODUCTS NES	OTHER OTHER	5		2	2 5	AUTRE AUTRE	SALVADOR SUITE MATERIEL DIVERS PRODUITS FINIS DIV.NDA
COUNTRY/REGION TOTAL		2,395*	*	14,303*	16,698*		TOTAL DE PAYS/REGION
FR.WEST INDIES NEWSPRINT PAPER	OTHER	326			326	AUTRE	ANTILLES FR. PAPIER JOURNAL
COUNTRY/REGION TOTAL		326*	*	*	326*		TOTAL DE PAYS/REGION
GUATEMALA							GUATEMALA
FISH, CANNED	CTHR			1	1	AUTRE	POISSON EN RQITES
MILK POWDER	CTHR	46			46	AUTRE	LAIT EN POUORE
DAIRY PROD. EGGS, HONEY	DENMK	25			25	DANMK	PROD. LAIT., OEUF, MIEL
MALT AND MALT FLOUR	OTHER			220	220	AUTRE	MALT ET FARINE DE MALT
CEREALS MILLED, NES	OTHER	1			1	AUTRE	CEREALES MOULUES, NDA
MACARONI, CEREAL PROD.	CTHR	3			3	AUTRE	PATES ALIM. PROD. CEREAL
DIST. ALCOHOLIC BEV.	CTHR	1			1	AUTRE	BOISS. ALCOOL. DIST.
SEEDS FOR SOWING NES	CTHR			25	25	AUTRE	GRAINES DE SEMENCE NDA
ASBESTOS	CTHR	380		1,630	2,010	AUTRE	AMIANTE
WASTE AND SCRAP NES	CTHR	80			80	AUTRE	DECHETS ET REBUTS NDA
NEWSPRINT PAPER	NORW PANAM CTHR	265 563 828		331	331 265 1,853 2,449	NORV PANAM AUTRE	PAPIER JOURNAL
COMMODITY TOTAL				1,290 1,621	1,853 2,449		TOTAL DE MARCHANDISE
PAPERBOARD	OTHER			164	164	AUTRE	CAPTON
INORGANIC CHEMS. NES	CTHR	158			158	AUTRE	PROD. CHIM. INORG. NDA
EXPLOS., FUSES, CAPS	CTHR	49			49	AUTRE	EXPLOS., AMORCES, DET.
PETROL. COAL PROD. NES	CTHR	28			28	AUTRE	DERIVE PETR. CHARB. NDA
PIPES, TUBES: IRON, STEEL	OTHER	10			10	AUTRE	TUYAUX, TUBES: FER, ACIER
ALUMINUM	CTHR	126			126	AUTRE	ALUMINIUM
COPPER AND ALLOYS	CTHR	5			5	AUTRE	CUIVRE ET ALLIAGES
ZINC AND ALLOYS	OTHER			747	747	AUTRE	ZINC ET ALLIAGES
METAL FAB. BASIC PROD.	CTHR	41		1	42	AUTRE	OUVR. DE BASE EN METAL
ASBESTOS BASIC PROD.	CTHR	276			276	AUTRE	OUVR. DE BASE AMIANTE
MACHINERY NES	CTHR	6			6	AUTRE	MACHINES NDA
MOTOR VEHICLE ENGINES	CTHR	4			4	AUTRE	MOTEURS DE VEH. AUTOM.
EQUIPMENT MISC.	CTHR	6			6	AUTRE	MATERIEL DIVERS
PERSONAL, HOUSEHOLD GOODS	CTHR	10			10	AUTRE	ART. PERS. ET MENAGERS
CONTAINERS, CLOSURES	OTHER	4			4	AUTRE	CONTENEURS, FERMETURES
MISC. END PRODUCTS NES	OTHER	3			3	AUTRE	PRODUITS FINIS DIV. NDA
COUNTRY/REGION TOTAL		2,090*	*	4,409*	6,499*		TOTAL DE PAYS/REGION
HAITI							HAITI
FISH, FRESH OR FROZEN	GER PANAM	85 196			85 196	ALL PANAM	POISSON, FRAIS OU CONG.
COMMODITY TOTAL		281			281		TOTAL DE MARCHANDISE
FISH, SALTED OR CURED	PANAM	520			520	PANAM	POISSON, SALÉ OU FUME
MILK POWDER	PANAM	199			199	PANAM	LAIT EN POUORE
WHEAT	NORW PANAM	15,289 893			15,289 893	NORV PANAM	BLÉ
COMMODITY TOTAL		16,182			16,182		TOTAL DE MARCHANDISE
WHEAT FLOUR	GER PANAM CAN	513 92 1,300			513 92 1,300	ALL PANAM CAN	FARINE DE BLÉ
COMMODITY TOTAL		1,905			1,905		TOTAL DE MARCHANDISE
POTATOES	NETH	265			265	P. BAS	POMMES DE TERRE
VEGETABLES, FRESH	GER	12			12	ALL	LEGUMES, FRAIS
VEGETABLES, DRIED	CAN	355			355	CAN	LEGUMES, SECS
MISC. FOOD PREP. NES	PANAM	12			12	PANAM	DIV. PREP. ALIM. NDA
LUMBER AND TIMBER	CAN	9			9	CAN	BOIS OEUVRÉ ET CHARP.
VENFER, PLYWOOD	CAN	9			9	CAN	PLACAGES, CONTRE-PLAQ.
PAPER NES	PANAM	13			13	PANAM	PAPIER NDA
TEXTILE FAB. MTL NES	PANAM	3			3	PANAM	OUVR. EN MAT. TEXT. NDA
PLASTIC MATERIALS	PANAM	3			3	PANAM	MATIERES PLASTIQUES
BAR AND RODS, STEEL	CAN	85			85	CAN	BARRES ET TIGES ACIER
PLATE & SHEET, STEEL	CAN	85			85	CAN	TOLES, FEUILLES D'ACIER
STRUCTURAL SHAPES	CAN	85			85	CAN	PROFILES DE CONSTRUCT.
NON-FERREUS METALS NES	PANAM	95			95	PANAM	METEAUX NON-FERREUX NDA
MACHINERY NES	PANAM CAN	1 840			1 840	PANAM CAN	MACHINES NDA
COMMODITY TOTAL		841			841		TOTAL DE MARCHANDISE
PASS. AUTOS AND CHASSIS	PANAM	1			1	PANAM	VOITURES PART., CHASSIS
PERSONAL, HOUSEHOLD GOODS	GER PANAM	3 1			3 1	ALL PANAM	ART. PERS. ET MENAGERS
COMMODITY TOTAL		4			4		TOTAL DE MARCHANDISE
MISC. END PRODUCTS NES	GER PANAM	5 4			5 4	ALL PANAM	PRODUITS FINIS DIV. NDA
COMMODITY TOTAL		9			9		TOTAL DE MARCHANDISE
COUNTRY/REGION TOTAL		20,973*	*	*	20,973*		TOTAL DE PAYS/REGION

TABLE 1. CARGES LOADED AT CANADIAN PORTS FOR FOREIGN COUNTRIES IN 1975.

TARLEAU 1. MARCHANDISES CHARGÉES DANS LES PORTS CANADIENS A DESTINATION DE PAYS ÉTRANGERS EN 1975.

COUNTRY OF DESTINATION AND KIND OF CARGO	REGISTRY OF VESSEL	ATLANTIC ATLANTIQUE	GREAT LAKES GRANDS LACS	PACIFIC PACIFIQUE	TOTAL TOTAL	IMMATIC. DU NAVIRE	PAYS DE DESTINATION ET MARCHANDISE
HONDURAS							
MILK POWDER	OTHER	28			28	AUTRE	HONDURAS LAIT EN POUDRE
MALT AND MALT FLOUR	CTHER	170			170	AUTRE	MALT ET FARINE DE MALT
MACARONI, CEREAL PROD.	CTHER	1			1	AUTRE	PATES ALIM.PROD.CEREAL
SUGAR, NES	OTHER	20			20	AUTRE	SUCRE, NDA
ASBESTOS	CTHER	156			156	AUTRE	AMIANTE
NEWSPRINT PAPER	U K	137			137	R U	PAPIER JOURNAL
	DENMK	100			100	DANMK	
	GER	200			200	ALL	
	PANAM	250			250	PANAM	
	OTHER	164			164	AUTRE	
COMMODITY TOTAL		851			851		TOTAL DE MARCHANDISE
PAPERBOARD	CTHER	7,335			7,335	AUTRE	CARTON
METALLIC SALTS	U K	268			268	R U	SELS METALLIQUES
EXPLOS., FUSES, CAPS	CAN	44			44	CAN	EXPLOS., AMORCES, DET.
	OTHER	124			124	AUTRE	
COMMODITY TOTAL		168			168		TOTAL DE MARCHANDISE
LUBRICATING OIL, GREASE	U K	3			3	R U	HUILE, GRAISSE LUBRIF.
PLATE & SHEET STEEL	GER		1,142		1,142	ALL	TOLES, FEUILLES D'ACIER
COPPER AND ALLOYS	CTHER	2			2	AUTRE	CUivre ET ALLIAGES
NON-FERROUS METALS NES	OTHER	4			4	AUTRE	METALX NON-FERREUX NDA
BRICKS, TILES NES	U K	140			140	R U	BRIQUES, TUILES NDA
EQUIPMENT MISC.	U K	3			3	R U	MATERIEL DIVERS
	OTHER	1			1	AUTRE	
COMMODITY TOTAL		4			4		TOTAL DE MARCHANDISE
PERSONAL, HOUSEHOLD GOODS	CTHER	23			23	AUTRE	ART. PERS. ET MENAGERS
MISC. END PRODUCTS NES	U K	1			1	R U	PRODUITS FINIS DIV. NDA
	OTHER	1			1	AUTRE	
COMMODITY TOTAL		2			2		TOTAL DE MARCHANDISE
COUNTRY/REGION TOTAL		9,175*	1,142*	*	10,317*		TOTAL DE PAYS/REGION
MEXICO							
MEAT AND MEAT PREP. NES	DENMK	943			943	DANMK	VIANDES ET PREP. NDA
MILK POWDER	DENMK	810			810	DANMK	LAIT EN POUDRE
SPICES	CTHER	1			1	AUTRE	ÉPICES
SLAG, DROSS, BY-PRODUCTS	GREEK	12,992			12,992	GRECC	POUS. GUEUL. SCOR. PROD.
	LIBER	13,700			13,700	LIBER	
	PANAM	15,660			15,660	PANAM	
COMMODITY TOTAL		42,352			42,352		TOTAL DE MARCHANDISE
ASBESTOS	GREEK	10			10	GRECC	AMIANTE
LUMBER AND TIMBER	NORW			4,235	4,235	NORV	BOIS D'OEUVRE ET CHARP.
	LIBER			9,804	9,804	LIBER	
	CTHER	3			3	AUTRE	
COMMODITY TOTAL		3		14,039	14,042		TOTAL DE MARCHANDISE
RAILWAY TIES	DENMK			2,550	2,550	DANMK	TRAVERSES DE CH. FER
PULP	GREEK	1,452			1,452	GRECC	PATE
	CTHER	6,521			6,521	AUTRE	
COMMODITY TOTAL		7,973			7,973		TOTAL DE MARCHANDISE
NEWSPRINT PAPER	U K	4,232			4,232	R U	PAPIER JOURNAL
	GER	10,597			10,597	ALL	
	NORW	29,371			29,371	NORV	
	PANAM	824			824	PANAM	
	OTHER	60,701			60,701	AUTRE	
COMMODITY TOTAL		105,725			105,725		TOTAL DE MARCHANDISE
METALLIC SALTS	GREEK	580			580	GRECC	SELS METALLIQUES
	OTHER	35			35	AUTRE	
COMMODITY TOTAL		615			615		TOTAL DE MARCHANDISE
INORGANIC CHEMS. NES	OTHER	96			96	AUTRE	PROD. CHIM. INORG. NDA
POTASH	LIBER			12,086	12,086	LIBER	POTASSE
GASOLINE	NORW	33,493			33,493	NORV	ESSENCE
	LIBER	30,097			30,097	LIBER	
	PANAM	20,260			20,260	PANAM	
	OTHER	21,253			21,253	AUTRE	
COMMODITY TOTAL		105,103			105,103		TOTAL DE MARCHANDISE
BARS AND RODS, STEEL	CTHER	767			767	AUTRE	BARRES ET TIGES ACIER
PLATE & SHEET STEEL	NORW	3,850			3,850	NORV	TOLES, FEUILLES D'ACIER
	CTHER	80			80	AUTRE	
COMMODITY TOTAL		3,930			3,930		TOTAL DE MARCHANDISE
STRUCTURAL SHAPES	U K	1,447			1,447	R U	PROFILES DE CONSTRUCT.
	OTHER	1,000			1,000	AUTRE	
COMMODITY TOTAL		2,447			2,447		TOTAL DE MARCHANDISE
RAILS & TRACK MATERIAL	NORW	42,257			42,257	NORV	RAILS, MAT. VOIE FERREE
	PANAM	9,368			9,368	PANAM	
COMMODITY TOTAL		51,625			51,625		TOTAL DE MARCHANDISE
NICKEL AND ALLOYS	GREEK	5			5	GRECC	NICKEL ET ALLIAGES
METAL FAB. BASIC PROD.	CTHER	10			10	AUTRE	OUVR. DE BASE EN METAL
MACHINERY NES	DENMK	819			819	DANMK	MACHINES NDA
	NETH	654			654	P. BAS	
	CTHER	127			127	AUTRE	
COMMODITY TOTAL		1,600			1,600		TOTAL DE MARCHANDISE
RAILWAY ROLLING STOCK	CTHER	199			199	AUTRE	MAT. ROUL. DE CH. DE FER
MOTOR VEHICLE ENGINES	GREEK	2			2	GRECC	MOTEURS DE VEH. AUTOM.
	CTHER	22			22	AUTRE	
COMMODITY TOTAL		24			24		TOTAL DE MARCHANDISE
EQUIPMENT MISC.	GREEK	1			1	GRECC	MATERIEL DIVERS

TABLE 1. CARGOES LOADED AT CANADIAN PORTS FOR FOREIGN COUNTRIES IN 1975.

TABLEAU 1. MARCHANDISES CHARGÉES DANS LES PORTS CANADIENS A DESTINATION DE PAYS ÉTRANGERS EN 1975.

COUNTRY OF DESTINATION AND KIND OF CARGO	REGISTRY OF VESSEL	ATLANTIC ATLANTIQUE	GREAT LAKES GRANDS LACS	PACIFIC PACIFIQUE	TOTAL TOTAL	IMMATIC. DU NAVIRE	PAYS DE DESTINATION ET MARCHANDISE
MEXICO CCNT.							
COMMODITY TOTAL	CTHER	9			9	AUTRE	MEXIQUE SUITE
PERSONAL, HOUSEHOLD GOODS	CTHER	10			10	AUTRE	TOTAL DE MARCHANDISE
MISC. END PRODUCTS NES	GREEK	9			9	AUTRE	ART. PERS. ET MENAGERS
	GREEK	1			1	GRECQ	PRODUITS FINIS DIV. NDA
	CTHER	2			2	AUTRE	
COMMODITY TOTAL		3			3		TOTAL DE MARCHANDISE
GENERAL CARGO	CTHER	107			107	AUTRE	MARCHANDISES DIVERSES
COUNTRY/REGION TOTAL		324,367*	*	28,675*	353,042*		TOTAL DE PAYS/REGION
NETH. ANTILLES							
MEAT, CURED	CTHER		10		10	AUTRE	ANTILLES NEERL
FISH, CANNED	U S A			12	12	E-U	VIANDE FUMEE OU SALEE
DIST. ALCOHOLIC BEV.	U S A			1	1	E-U	POISSON EN BOITES
VENEER, PLYWOOD	U S A			19	19	E-U	BOISS. ALCOOL. DIST.
NEWSPRINT PAPER	GER	220			220	ALL	PLACAGES, CONTRE-PLAQ.
	NORW	1,489			1,489	NORV	PAPIER JOURNAL
COMMODITY TOTAL		1,709			1,709		TOTAL DE MARCHANDISE
PAPERBOARD	L S A			16	16	E-U	CARTON
BLOG. PAPER AND BOARD	U S A			26	26	E-U	PLAQ. CONSTR., PAP/CART.
EXPLOS., FUSES, CAPS	CTHER	17			17	AUTRE	EXPLOS., AMORCES, DET.
CONTAINERIZED FREIGHT	U S A			107	107	E-U	FRET CONTENEURESE
COUNTRY/REGION TOTAL		1,726*	10*	181*	1,917*		TOTAL DE PAYS/REGION
NICARAGUA							
FISH, CANNED	OTHER			2	2	AUTRE	NICARAGUA
MALT AND MALT FLOUR	CTHER			991	991	AUTRE	POISSON EN BOITES
ASBESTOS	GREEK	180			180	GRECQ	MALT ET FARINE DE MALT
	U S A			125	125	E-U	AMIANTE
	CTHER			350	350	AUTRE	
COMMODITY TOTAL		180		475	655		TOTAL DE MARCHANDISE
LUMBER AND TIMBER	CTHER			6	6	AUTRE	BOIS D'OEUVRE ET CHARP.
NEWSPRINT PAPER	GER	2,191			2,191	ALL	PAPIER JOURNAL
	NORW	1,267			1,267	NORV	
	CTHER			8	8	AUTRE	
COMMODITY TOTAL		3,458		8	3,466		TOTAL DE MARCHANDISE
PAPERBOARD	CTHER			5	5	AUTRE	CARTON
EXPLOS., FUSES, CAPS	CAN	91			91	CAN	EXPLOS., AMORCES, DET.
	CTHER	55			55	AUTRE	
COMMODITY TOTAL		146			146		TOTAL DE MARCHANDISE
STRUCTURAL SHAPES	U S A			9	9	E-U	PROFILES DE CONSTRUCT.
ALUMINIUM	U S A			124	124	E-U	ALUMINIUM
METAL FAB. BASIC PRD.	U S A			8	8	E-U	OUVR. DE BASE EN METAL
	CTHER			1	1	AUTRE	
COMMODITY TOTAL				9	9		TOTAL DE MARCHANDISE
MACHINERY NES	U S A			1	1	E-U	MACHINES NDA
EQUIPMENT MISC.	GREEK	5			5	GRECQ	MATERIEL DIVERS
PERSONAL, HOUSEHOLD GOODS	CTHER			5	5	AUTRE	ART. PERS. ET MENAGERS
COUNTRY/REGION TOTAL		3,789*	*	1,635*	5,424*		TOTAL DE PAYS/REGION
PANAMA							
MEAT, FRESH OR FROZEN	U K			40	40	R U	PANAMA
FISH, CANNED	U S A			4	4	E-U	VIANDE, FRAICHE / CONG.
MILK POWDER	CTHER	79			79	AUTRE	POISSON EN BOITES
MALT AND MALT FLOUR	OTHER	166			166	AUTRE	LAIT EN POUORE
MISC. FOOD PREP. NES	CTHER	474			474	AUTRE	MALT ET FARINE DE MALT
DIST. ALCOHOLIC BEV.	OTHER	29			29	AUTRE	DIV. PREP. ALIM. NDA
SALT	SWEDN	40			40	SUEDE	BOISS. ALCOOL. DIST.
LEATHER	GREEK	12			12	GRECQ	SEL
RUBBER FAB. MATERIALS	U S A			1	1	E-U	CUIR
WOOD FAB. MATERIALS	CTHER	68			68	AUTRE	DEMI-PROD. CAOUTCHOUC
NEWSPRINT PAPER	GER	3,022			3,022	ALL	DEMI-PRODUITS EN BOIS
	OTHER	1,139			1,139	AUTRE	PAPIER JOURNAL
COMMODITY TOTAL		4,161			4,161		TOTAL DE MARCHANDISE
PAPER NES	GREEK	15			15	GRECQ	PAPIER NDA
	OTHER	34			34	AUTRE	
COMMODITY TOTAL		49			49		TOTAL DE MARCHANDISE
PAPERBOARD	U K	3,230			3,230	R U	CARTON
	PANAM	649			649	PANAM	
COMMODITY TOTAL		3,879			3,879		TOTAL DE MARCHANDISE
BLOG. PAPER AND BOARD	GREEK	2			2	GRECQ	PLAQ. CONSTR., PAP/CART.
	CTHER	739			739	AUTRE	
COMMODITY TOTAL		741			741		TOTAL DE MARCHANDISE
CORDAGE, TWINE, RCPE	U K			2	2	R U	CORDAGE, FICELLE, CORDE
	U S A			2	2	E-U	
COMMODITY TOTAL				4	4		TOTAL DE MARCHANDISE
TEXTILE FAB. MTL NES	GREEK	2			2	GRECQ	OUVR. EN MAT. TEXT. NDA
	U S A			2	2	E-U	
	CTHER	57			57	AUTRE	
COMMODITY TOTAL		59			61		TOTAL DE MARCHANDISE
INORGANIC CHEMS. NES	CTHER	20			20	AUTRE	PROD. CHIM. INORG. NDA

TABLE 1. CARGOES LOADED AT CANADIAN PORTS FOR FOREIGN COUNTRIES IN 1975.

TABLEAU 1. MARCHANDISES CHARGÉES DANS LES PORTS CANADIENS A DESTINATION DE PAYS ÉTRANGERS EN 1975.

COUNTRY OF DESTINATION AND KIND OF CARGO	REGISTRY OF VESSEL	ATLANTIC ATLANTIQUE	GREAT LAKES GRANDS LACS	PACIFIC PACIFIQUE	TOTAL TOTAL	IMMATIC. DU NAVIRE	PAYS DE DESTINATION ET MARCHANDISE
PANAMA CCAT.							PANAMA SUITE
ORGANIC CHEMICALS NES	OTHER	42			42	AUTRE	PROD. CHIM. ORGAN. NDA
EXPLOS., FUSES, CAPS	CAN	31			31	CAN	EXPLOS., AMORCES, DET.
	OTHER	45			45	AUTRE	
COMMODITY TOTAL		76			76		TOTAL DE MARCHANDISE
CHEM. SPECIALTIES NES	OTHER		49		49	AUTRE	PROD. CHIM. SPECIAUX NDA
LUBRICATING OIL, GREASE	OTHER	35			35	AUTRE	HUILE, GRAISSE LUBRIF.
CASTINGS, FORGINGS	OTHER	112			112	AUTRE	MOUL. PIEGES FORGEES
PLATE & SHEET STEEL	GREEK	348			348	GRECC	TOLES, FEUILLES DACIER
	OTHER	429	50		479	AUTRE	
COMMODITY TOTAL		777	50		827		TOTAL DE MARCHANDISE
RAILS & TRACK MATERIAL	U S A			21	21	E-U	RAILS, MAT. VOIE FERREE
PIPES, TUBES, IRON, STEEL	U S A			4	4	E-U	TUYAUX, TUBES FER, ACIER
ALUMINUM	GREEK	354			354	GRECC	ALUMINIUM
	OTHER	81			81	AUTRE	
COMMODITY TOTAL		435			435		TOTAL DE MARCHANDISE
COPPER AND ALLOYS	GREEK	7			7	GRECC	CUIVRE ET ALLIAGES
	OTHER	21			21	AUTRE	
COMMODITY TOTAL		28			28		TOTAL DE MARCHANDISE
NON-FERROUS METALS NES	OTHER	2			2	AUTRE	METAUX NON-FERREUX NDA
METAL FAB. BASIC PROD.	OTHER	86			86	AUTRE	OUVR. DE BASE EN METAL
LIME	DENMK	500			500	DANMK	CHAUX
	GER	205			205	ALL	
	OTHER	20			20	AUTRE	
COMMODITY TOTAL		725			725		TOTAL DE MARCHANDISE
MACHINERY NES	U K			13	13	R U	MACHINES NDA
	OTHER	63			63	AUTRE	
COMMODITY TOTAL		63		13	76		TOTAL DE MARCHANDISE
MOTOR VEHICLE ENGINES	U K			1	1	R U	MOTEURS DE VEH. AUTOM.
	U S A			1	1	E-U	
COMMODITY TOTAL				2	2		TOTAL DE MARCHANDISE
SHIPS, AIRCRAFT, MIS. VEH	OTHER	1			1	AUTRE	NAVIRES, AVIONS, VEH. DIV
EQUIPMENT MISC.	U S A			1	1	E-U	MATERIEL DIVERS
	OTHER	22			22	AUTRE	
COMMODITY TOTAL		22		1	23		TOTAL DE MARCHANDISE
PERSONAL, HOUSEHOLD GOODS	U K			1	1	R U	ART. PERS. ET MENAGERS
	OTHER	47			47	AUTRE	
COMMODITY TOTAL		47		1	48		TOTAL DE MARCHANDISE
CONTAINERS, CLOSURES	OTHER	1			1	AUTRE	CONTENEURS, FERMETURES
MISC. END PRODUCTS NES	OTHER	28			28	AUTRE	PRODUITS FINIS DIV. NDA
GENERAL CARGO	DENMK	19			19	DANMK	MARCHANDISES DIVERSES
	OTHER	6			6	AUTRE	
COMMODITY TOTAL		25			25		TOTAL DE MARCHANDISE
CONTAINERIZED FREIGHT	U K			21	21	R U	FRET CONTENEURESE
	U S A			13	13	E-U	
COMMODITY TOTAL				34	34		TOTAL DE MARCHANDISE
CCOUNTRY/REGION TOTAL		12,282*	99*	127*	12,508*		TOTAL DE PAYS/REGION
PUERTO RICO							PORTO-RICO
MEAT AND MEAT PREP. NES	GER	11			11	ALL	VIANDES ET PREP. NDA
FISH, FRESH OR FROZEN	GER	815			815	ALL	POISSON, FRAIS OU CONG.
	GREEK	124			124	GRECC	
	OTHER	51			51	AUTRE	
COMMODITY TOTAL		990			990		TOTAL DE MARCHANDISE
FISH, SALTED OR CURED	GER	86			86	ALL	POISSON, SALE OU FUME
	GREEK	93			93	GRECC	
	PANAM	91			91	PANAM	
	CAN	544			544	CAN	
	OTHER	67			67	AUTRE	
COMMODITY TOTAL		881			881		TOTAL DE MARCHANDISE
WHEAT	GER	1,389			1,389	ALL	BLE
MALT AND MALT FLOUR	GER	2,389			2,389	ALL	MALT ET FARINE DE MALT
	GREEK	748			748	GRECC	
	PANAM	294			294	PANAM	
	OTHER	255			255	AUTRE	
COMMODITY TOTAL		3,686			3,686		TOTAL DE MARCHANDISE
WHEAT FLOUR	GER	108			108	ALL	FARINE DE BLE
POTATOES	PANAM	758			758	PANAM	POMMES DE TERRE
	CAN	738			738	CAN	
COMMODITY TOTAL		1,496			1,496		TOTAL DE MARCHANDISE
VEGETABLE PREP. NES	GER	12			12	ALL	PREP. DE LEGUMES NDA
MISC. FOOD PREP. NES	GER	6			6	ALL	DIV. PREP. ALIM. NDA
NON-ALCOHOLIC BEVERAGE	GER	29			29	ALL	BOISSONS NON-ALCOOLIQ.
DIST. ALCOHOLIC BEV.	GER	3			3	ALL	BOISS. ALCOOL. DIST.
	GREEK	15			15	GRECC	
COMMODITY TOTAL		18			18		TOTAL DE MARCHANDISE
LUMBER AND TIMBER	U K			5,366	5,366	R U	BOIS D'OEUVRE ET CHARP.
	DENMK			15,389	15,389	DANMK	
	GER	23			23	ALL	
	GREEK			8,012	8,012	GRECC	
	NDRW			30,161	30,161	NORV	
	LIBER			20,497	20,497	LIBER	
	CAN	68			68	CAN	
COMMODITY TOTAL		91		79,425	79,516		TOTAL DE MARCHANDISE
WOOD FAB. MATERIALS	GER	2			2	ALL	MAT. FAB. BOIS

TABLE 1. CARGOES LOADED AT CANADIAN PORTS FOR FOREIGN COUNTRIES IN 1975.

TABLEAU 1. MARCHANDISES CHARGÉES DANS LES PORTS CANADIENS À DESTINATION DE PAYS ÉTRANGERS EN 1975.

COUNTRY OF DESTINATION AND KIND OF CARGO	REGISTRY OF VESSEL	ATLANTIC ATLANTIQUE	GREAT LAKES GRANDS LACS	PACIFIC PACIFIQUE	TOTAL TOTAL	IMMATIC. OU NAVIRE	PAYS DE DESTINATION ET MARCHANDISE
PUERTO RICO							PORTO-RICO
CCNT.							SUITE
COMMODITY TOTAL	GREEK	9			9	GRECC	TOTAL DE MARCHANDISE
NEWSPRINT PAPER	GER	17			17	ALL	PAPIER JOURNAL
	NORW	12,511			12,511	NORV	
	JAPAN	7,099			7,099	JAPON	
	CAN	2,963			2,963	CAN	
	CTHER	1,930			1,930	AUTRE	
		5,669			5,669		
COMMODITY TOTAL		30,172			30,172		TOTAL DE MARCHANDISE
PAPER NES	GER	33			33	ALL	PAPIER NDA
	NORW	28			28	NORV	
		61			61		TOTAL DE MARCHANDISE
BLDG. PAPER AND BOARD	NORW	10			10	NORV	PLAQ. CONSTR., PAP/CART.
WET MACHINE BOARD	GER	2			2	ALL	CARTON EN PATE PRESSE
CORDAGE, TWINE, ROPE	PANAM	5			5	PANAM	CORDAGE, FICELLE, CORDE
TEXTILE FAB. MTL NES	GER	9			9	ALL	OUVR. EN MAT. TEXT. NDA
ORGANIC CHEMICALS NES	GER	6			6	ALL	PROD. CHIM. ORGAN. NDA
AGRICULTURAL CHEMICALS	GER		1		1	ALL	PROD. CHIM. AGRICOLES
SYNTHETIC RUBBER	CTHER	12			12	AUTRE	CAOUTCHOUC SYNTHETIQUE
PLASTIC MATERIALS	GER	2			2	ALL	MATIERES PLASTIQUES
PETROL, COAL PRODS NES	LIBER	27,880			27,880	LIBER	DERIVE PETR. CHARB. NDA
BARNS AND RODS, STEEL	GER	18			18	ALL	BARRS ET TIGES ACIER
	NORW	16			16	NORV	
		34			34		TOTAL DE MARCHANDISE
PLATE & SHEET STEEL	GER		2,328		2,328	ALL	TOLES, FEUILLES DACIER
	CTHER		1,261		1,261	AUTRE	
			3,589		3,589		TOTAL DE MARCHANDISE
STRUCTURAL SHAPES	GREEK	26			26	GRECC	PROFILES DE CONSTRUCT.
	CTHER	1			1	AUTRE	
		27			27		TOTAL DE MARCHANDISE
PIPES, TUBES: IRON, STEEL	PANAM	4			4	PANAM	TUYAUX, TUBES: FER, ACIER
WIRE	PANAM	3			3	PANAM	FIL METALLIQUE
ALUMINIUM	NORW	108			108	NORV	ALUMINIUM
COPPER AND ALLYS	NORW	66			66	NORV	CUIVRE ET ALLIAGES
METAL FAB. BASIC PROD.	GER	15			15	ALL	OUVR. DE BASE EN METAL
	GREEK	5			5	GRECC	
	NORW	14			14	NORV	
	OTHER	6			6	AUTRE	
		40			40		TOTAL DE MARCHANDISE
BRICKS, TILES NES	GER	264			264	ALL	BRICKES, TILES NDA
MACHINERY NES	GER	13			13	ALL	MACHINES NDA
PASS. AUTOS AND CHASSIS	GER	1			1	ALL	VOITURES PART., CHASSIS
MOTOR VEHICLE ENGINES	PANAM	1			1	PANAM	MOTEURS DE VEH. AUTOM.
RUBBER TIRES AND TUBES	PANAM	3			3	PANAM	PNEUS, CHAMBRES A AIR
EQUIPMENT MISC.	GER	15			15	ALL	MATERIEL DIVERS
	GREEK	235			235	GRECC	
	NORW	198			198	NORV	
	OTHER	259	3		262	AUTRE	
		707	3		710		TOTAL DE MARCHANDISE
PERSONAL, HOUSEHOLD GOODS	GER	15			15	ALL	ART. PERS. ET MENAGERS
	PANAM	2			2	PANAM	
		17			17		TOTAL DE MARCHANDISE
FIREARMS, AMMUNITION	NORW	3			3	NORV	ARMES A FEU, MUNITIONS
CONTAINERS, CLOSURES	GER	4			4	ALL	CONTENEURS, FERMETURES
MISC. END PRODUCTS NES	GER	7			7	ALL	PRODUITS FINIS DIV. NDA
	PANAM	22			22	PANAM	
		29			29		TOTAL DE MARCHANDISE
GENERAL CARGO	GER	24			24	ALL	MARCHANDISES DIVERSES
	GREEK	12			12	GRECC	
	PANAM	11			11	PANAM	
	CTHER	7			7	AUTRE	
		54			54		TOTAL DE MARCHANDISE
COUNTRY/REGION TOTAL		68,271*	3,593*	79,425*	151,289*		TOTAL DE PAYS/REGION
GREENLAND							GROENLAND
BLDG. PAPER AND BOARD	CAN	34			34	CAN	PLAQ. CONSTR., PAP/CART.
FISH, MARINE ANIMAL OIL	CTHER	110			110	AUTRE	HUIL. DE POISSON, AN. MAR
INDORGANIC CHEMS. NES	DENMK	463			463	DANMK	PROD. CHIM. INDRG. NDA
EXPLOS., FUSES, CAPS	U K	35			35	R U	EXPLOS., AMORCES, DET.
	DENMK	13			13	DANMK	
		48			48		TOTAL DE MARCHANDISE
GASOLINE	CAN	64			64	CAN	ESSENCE
FUEL OIL	CAN	443			443	CAN	MAZOUT
NON-MET. MIN. BASIC PROD	CAN	2			2	CAN	PROD. MIN. NON-MET. BASE
MACHINERY NES	DENMK	288			288	DANMK	MACHINES NDA
ROAD MOTOR VEH. NES	CAN	12			12	CAN	VEH. AUTOM. ROUTIERS NDA
MISC. END PRODUCTS NES	CAN	23			23	CAN	PRODUITS FINIS DIV. NDA
GENERAL CARGO	CAN	752			752	CAN	MARCHANDISES DIVERSES
		2,239*	*	*	2,239*		TOTAL DE PAYS/REGION
ST. PIERRE-MIQ.							ST-PIERRE-MIQ.
CATTLE	CTHER	65			65	AUTRE	BOVINS
LIVE ANIMALS, NES	OTHER	34			34	AUTRE	ANIMAUX VIVANTS, NDA

TABLE 1. CARGOES LOADED AT CANADIAN PORTS FOR FOREIGN COUNTRIES IN 1975.

COUNTRY OF DESTINATION AND KIND OF CARGO		REGISTRY OF VESSEL	ATLANTIC ATLANTIQUE	GREAT LAKES GRANDS LACS	PACIFIC PACIFIQUE	TOTAL TOTAL	IMMATIC. DU NAVIRE	PAYS DE DESTINATION ET MARCHANDISE
ST-PIERRE-MIQ. CCNT.								ST-PIERRE-MIQ. SUITE
MEAT, FRESH OR FROZEN	OTHER		40			40	AUTRE	VIANDE, FRAICHE / CONG.
FISH, FRESH OR FROZEN	NETH		24			24	P.BAS	POISSON, FRAIS OU CONG.
FISH, SALTED OR CURED	NETH		2			2	P.BAS	POISSON, SALE OU FUME
LOBSTER	CTHER		2			2	AUTRE	HOMARD
SHELL FISH, NES	NETH		10			10	P.BAS	MOLLUSQUES CRUST., NDA
DAIRY PROD., EGGS, HCNEY	CAN		10			10	CAN	PROD. LAIT., DEUFS, MIFL
	CTHER		20			20	AUTRE	
COMMODITY TOTAL			30			30		TOTAL DE MARCHANDISE
WHEAT FLOUR	CTHER		215			215	AUTRE	FARINE DE BLE
CEREALS MILLED, NES	CTHER		80			80	AUTRE	CEREALES MOULUES, NDA
FRESH FRUITS, BERRIES	CTHER		24			24	AUTRE	FRUITS, BAIES FRAIS
POTATOES	CTHER		43			43	AUTRE	POMMES DE TERRE
VEGETABLES, FRESH	CTHER		1,044			1,044	AUTRE	LEGUMES, FRAIS
VEGETABLE PREP., NES	OTHER		140			140	AUTRE	PREP. DE LEGUMES NDA
SUGAR, NES	CTHER		75			75	AUTRE	SUCRE, NDA
MISC. FOOD PREP., NES	CAN		2			2	CAN	DIV. PREP. ALIM. NDA
	OTHER		378			378	AUTRE	
COMMODITY TOTAL			380			380		TOTAL DE MARCHANDISE
HAY, FORAGE, STRAW	CTHER		2,239			2,239	AUTRE	FOIN, FOURRAGE, PAILLE
GROUND CEREALS NES	CTHER		280			280	AUTRE	CEREALES MOULUES NDA
FEEDS OF ANIMAL ORIGIN	OTHER		280			280	AUTRE	PROV. D'ORIGINE ANIMALE
CONC. COMPLETE FLEES	OTHER		349			349	AUTRE	CONC., PRCV. COMPLETEES
NON-ALCOHOLIC BEVERAGE	CAN		13			13	CAN	BOISSONS NON-ALCOOLIQ.
	CTHER		183			183	AUTRE	
COMMODITY TOTAL			196			196		TOTAL DE MARCHANDISE
DIST. ALCOHOLIC BEV.	CTHER		5			5	AUTRE	BOISS. ALCOOL. DIST.
TOBACCO NES	OTHER		5			5	AUTRE	TABACS NDA
BOLTS, ROUND TIMBER	OTHER		1			1	AUTRE	BILLOTS, BDIS RONDS
WASTE AND SCRAP NES	NETH		180			180	P.BAS	DECHETS ET REBUTS NDA
LUMBER AND TIMBER	CTHER		1,189			1,189	AUTRE	BOIS D'OEUVRE ET CHARP.
SHINGLES AND SHAKES	CTHER		3			3	AUTRE	BARDEAUX, BARO., FACAOE
SAWMILL PRODUCTS NES	OTHER		1			1	AUTRE	SCIAGES NDA
VENEER, PLYWOOD	CTHER		22			22	AUTRE	PLACAGES, CONTRE-PLAQ.
BLDG. PAPER AND BOARD	CTHER		134			134	AUTRE	PLAQ. CONSTR., PAP/CART.
TEXTILE FAB., MTL NES	CTHER		25			25	AUTRE	OUVR. EN MAT. TEXT., NDA
FISH, MARINE ANIMAL OIL	CTHER		20			20	AUTRE	HUIL. DE POISSON, AN. MAR
OILS, FATS, WAXES NES	CTHER		30			30	AUTRE	HUIL. MAT., GRAS, CIRE NDA
EXPLOS., FUSES, CAPS	OTHER		6			6	AUTRE	EXPLOS., AMORCES, DET.
PLASTIC MATERIALS	CTHER		2			2	AUTRE	MATIERES PLASTIQUES
CHRM. SPECIALTIES NES	CTHER		1			1	AUTRE	PROD. CHIM. SPECIAUX NDA
GASOLINE	CAN		1,117			1,117	CAN	ESSENCE
	CTHER		10			10	AUTRE	
COMMODITY TOTAL			1,127			1,127		TOTAL DE MARCHANDISE
FUEL OIL	CAN		40,136			40,136	CAN	MAZOUT
	OTHER		19,720			19,720	AUTRE	
COMMODITY TOTAL			59,856			59,856		TOTAL DE MARCHANDISE
LUBRICATING OIL, GREASE	CAN		1			1	CAN	HUILE, GRAISSE LUBRIF.
	CTHER		102			102	AUTRE	
COMMODITY TOTAL			103			103		TOTAL DE MARCHANDISE
ASPHALTS, ROAD OILS	GREEK		230			230	GREEC	ASPHALTE, BITUME LIQD.
	CAN		175			175	CAN	
	OTHER		85			85	AUTRE	
COMMODITY TOTAL			490			490		TOTAL DE MARCHANDISE
PETROL, COAL PROC., NES	OTHER		148			148	AUTRE	DERIVE PETR., CHARB. NDA
STRUCTURAL SHAPES	CTHER		2			2	AUTRE	PROFILES DE CONSTRUCT.
METAL FAB., BASIC PROD.	CAN		6			6	CAN	OUVR. DE BASE EN METAL
	OTHER		44			44	AUTRE	
COMMODITY TOTAL			50			50		TOTAL DE MARCHANDISE
BRICKS, TILES NES	CTHER		10			10	AUTRE	BRIQUES, TUILES NDA
CEMENT	CTHER		79			79	AUTRE	CIMENT
TRACTORS	CTHER		4			4	AUTRE	TRACTEURS
MACHINERY NES	GREEK		9			9	GREEC	MACHINES NDA
	CAN		1			1	CAN	
	CTHER		8			8	AUTRE	
COMMODITY TOTAL			18			18		TOTAL DE MARCHANDISE
PASS. AUTOS AND CHASSIS	CTHER		23			23	AUTRE	VOITURES PART., CHASSIS
TRUCKS AND CHASSIS	CAN		10			10	CAN	CAMIONS ET CHASSIS
	CTHER		3			3	AUTRE	
COMMODITY TOTAL			13			13		TOTAL DE MARCHANDISE
RUBBER TIRES AND TUBES	CTHER		1			1	AUTRE	PNEUS, CHAMBRES A AIR
EQUIPMENT MISC.	CAN		18			18	CAN	MATERIEL DIVERS
	OTHER		31			31	AUTRE	
COMMODITY TOTAL			49			49		TOTAL DE MARCHANDISE
CONTAINERS, CLOSURES	CAN		19			19	CAN	CONTENEURS, FERMETURES
	CTHER		11			11	AUTRE	
COMMODITY TOTAL			30			30		TOTAL DE MARCHANDISE
GENERAL CARGO	CAN		25			25	CAN	MARCHANDISES DIVERSES
	CTHER		1,368			1,368	AUTRE	
COMMODITY TOTAL			1,393			1,393		TOTAL DE MARCHANDISE
COUNTRY/REGION TOTAL			70,572*	*	*	70,572*		TOTAL DE PAYS/REGION

O-S HAWAII
 HAWAII
 LUMBER AND TIMBER

6,859
 1,847

E-U HAWAII
 ORGE
 BOIS D'OEUVRE ET CHARP.

TABLE 1. CARGOES LOADED AT CANADIAN PORTS FOR FOREIGN COUNTRIES IN 1975.

TABLEAU 1. MARCHANDISES CHARGÉES DANS LES PORTS CANADIENS A DESTINATION DE PAYS ÉTRANGERS EN 1975.

COUNTRY OF DESTINATION AND KIND OF CARGO	REGISTRY OF VESSEL	ATLANTIC ATLANTIQUE	GREAT LAKES GRANDS LACS	PACIFIC PACIFIQUE	TOTAL TOTAL	IMMATIC. DU NAVIRE	PAYS DE DESTINATION ET MARCHANDISE
U S HAWAII							E-U HAWAII
CONTR. NEWSPRINT PAPER	NORW LIBER			4,578	4,578	NORV LIBER	SUITE PAPIER JOURNAL
COMMODITY TOTAL		1,800		4,578	6,378		TOTAL DE MARCHANDISE
POTASH	U S A			1,403	1,403	E-U	POTASSE
FERTILIZERS NES	U S A			21,713	21,713	E-U	ENGRAIS CHIMIQUE NDA
COUNTRY/REGION TOTAL		1,800*	*	36,400*	38,200*		TOTAL DE PAYS/REGION
U S ALASKA							E-U ALASKA
OATS	U S A			110	110	E-U	AVOINE
HULLS, SCREENINGS, CHAFF	U S A			2,824	2,824	E-U	ECOLURES, CRIBLURES, BAL
CONC., COMPLETE FEEDS	U S A			50	50	E-U	CONC., PRGV., COMPLETFS
ALE, BEER, STOUT, PORTER	CAN			22	22	CAN	ALE, BIÈRE, STOUT, PORTER
WINES	CAN			36	36	CAN	VINS
DIST. ALCOHOLIC BEV.	CAN			111	111	CAN	BOISS. ALCOOL., DIST.
LUMBER AND TIMBER	LIBER			832	832	LIBER	BOIS DOEUVRE ET CHARP.
	CAN			45	45	CAN	
	U S A			2,978	2,978	E-U	
COMMODITY TOTAL				3,855	3,855		TOTAL DE MARCHANDISE
VENEER, PLYWOOD	CAN			4	4	CAN	PLACAGES, CONTRE-PLAQ.
WOOD FAB. MATERIALS	CAN			10	10	CAN	DEMI-PRODUITS EN BOIS
PULP	NORW LIBER			800	800	NORV LIBER	PATE
NEWSPRINT PAPER	LIBER			4,863	4,863	LIBER	PAPIER JOURNAL
BLDG. PAPER AND BOARD	U S A			190	190	E-U	PLAQ., CONSTR., PAP/CART.
OILS, FATS, WAXES NES	U S A			80	80	E-U	HUIL. MAT. GRAS. CIRE NDA
INORGANIC CHEMS. NES	U S A			10,911	10,911	E-U	PROD. CHIM. INDRG. NDA
EXPLOS., FUSES, CAPS	U S A			6,530	6,530	E-U	EXPLOS., AMORCES, DET.
FERTILIZERS NES	U S A			464	464	E-U	ENGRAIS CHIMIQUE NDA
GASOLINE	CAN			20,677	20,677	CAN	ESSENCE
	U S A			642	642	E-U	
COMMODITY TOTAL				21,319	21,319		TOTAL DE MARCHANDISE
FUEL OIL	CAN			156,071	156,071	CAN	MAZOUT
LUBRICATING OIL, GREASE	U S A			100	100	E-U	HUILE, GRAISSE LUBRIF.
PETROL, COAL PROD., NES	U S A			8,911	8,911	E-U	DEJIVE PETR., CHARB. NDA
CASTINGS, FDRGINGS	CAN			4,400	4,400	CAN	MOUL., PIÈCES FORGÉES
BARNS AND RODS, STEEL	CAN			1	1	CAN	BARRES ET TIGES ACIER
	U S A			50	50	E-U	
COMMODITY TOTAL				51	51		TOTAL DE MARCHANDISE
PLATE & SHEET STEEL	CAN			174	174	CAN	TOLES, FEUILLES DACIER
STRUCTURAL SHAPES	LIBER			130	130	LIBER	PROFILES DE CONSTRUCT.
	CAN			539	539	CAN	
	U S A			430	430	E-U	
COMMODITY TOTAL				1,099	1,099		TOTAL DE MARCHANDISE
RAILS & TRACK MATERIAL	U S A			1,375	1,375	E-U	RAILS, MAT. VOIE FERREE
PIPES, TUBES: IRON, STEEL	LIBER			162	162	LIBER	TUYAUX, TUBES: FER, ACIER
	CAN			115	115	CAN	
	U S A			5,556	5,556	E-U	
COMMODITY TOTAL				5,833	5,833		TOTAL DE MARCHANDISE
WIRE	CAN			20	20	CAN	FIL METALLIQUE
METAL FAB. BASIC PROD.	CAN			15	15	CAN	OUVR. DE BASE EN METAL
	U S A			7,794	7,794	E-U	
COMMODITY TOTAL				7,809	7,809		TOTAL DE MARCHANDISE
CEMENT	CAN			5,725	5,725	CAN	CIMENT
	U S A			58,310	58,310	E-U	
COMMODITY TOTAL				64,035	64,035		TOTAL DE MARCHANDISE
CEMENT BASIC PRCD.	U S A			488	488	E-U	OUVR. DE BASE CIMENT
LIME	CAN			1,538	1,538	CAN	CHAUX
TRACTORS	CAN			347	347	CAN	TRACTEURS
MACHINERY NES	LIBER			413	413	LIBER	MACHINES NDA
	CAN			583	583	CAN	
	U S A			1,540	1,540	E-U	
COMMODITY TOTAL				2,536	2,536		TOTAL DE MARCHANDISE
RAILWAY ROLLING STOCK	U S A			327	327	E-U	MAT. ROUL. DE CH. DE FER
PASS. AUTOS AND CHASSIS	CAN			7	7	CAN	VOITURES PART., CHASSIS
BUSES AND CHASSIS	CAN			2	2	CAN	AUTOBUS ET CHASSIS
TRUCKS AND CHASSIS	CAN			813	813	CAN	CAMIONS ET CHASSIS
MOTOR VEHICLE ENGINES	CAN			117	117	CAN	MOTEURS DE VEH. AUTOM.
ROAD MOTOR VEH. NES	CAN			55	55	CAN	VEH. AUTOM. ROUTIERS NDA
	U S A			306	306	E-U	
COMMODITY TOTAL				365	365		TOTAL DE MARCHANDISE
SHIPS, AIRCRAFT, MIS. VEH	CAN			54	54	CAN	NAVIRES, AVIONS, VEH. DIV
	U S A			240	240	E-U	
COMMODITY TOTAL				294	294		TOTAL DE MARCHANDISE
EQUIPMENT MISC.	CAN			35	35	CAN	MATERIEL DIVERS
	U S A			2,161	2,161	E-U	
COMMODITY TOTAL				2,196	2,196		TOTAL DE MARCHANDISE
PERSONAL, HSEHOLD GOODS	CAN			12	12	CAN	ART. PERS. ET MENAGERS
CONTAINERS, CLOSURES	CAN			83	83	CAN	CONTENEURS, FERMETURES
	U S A			80	80	E-U	
COMMODITY TOTAL				163	163		TOTAL DE MARCHANDISE
MISC. END PRODUCTS NES	CAN			88	88	CAN	PRODUITS FINIS DIV. NDA
	U S A			160	160	E-U	
COMMODITY TOTAL				248	248		TOTAL DE MARCHANDISE
CONTAINERIZED FREIGHT	CAN			70,084	70,084	CAN	FRET CONTENEURESE
COUNTRY/REGION TOTAL		*	*	381,994*	381,994*		TOTAL DE PAYS/REGION

TABLE 1. CARGOES LOADED AT CANADIAN PORTS FOR FOREIGN COUNTRIES IN 1975.

TABLEAU 1. MARCHANDISES CHARGÉES DANS LES PORTS CANADIENS A DESTINATION DE PAYS ÉTRANGERS EN 1975.

COUNTRY OF DESTINATION AND KIND OF CARGO	REGISTRY OF VESSEL	ATLANTIC ATLANTIQUE	GREAT LAKES GRANOS LACS	PACIFIC PACIFIQUE	TOTAL TOTAL	IMMATIC. DU NAVIRE	PAYS DE DESTINATION ET MARCHANDISE
U S PACIFIC							E-U PACIFIQUE
FISH, FRESH OR FROZEN	JAPAN			330	330	JAPON	POISSON, FRAIS OU CONG.
MISC. FOOD PREP. NES	U S A			3	3	E-U	DIV. PREP. ALIM. NDA
DIST. ALCOHOLIC BEV.	GER			30	30	ALL	BOISS. ALCOOL. DIST.
	LIBER			13	13	LIBER	
COMMODITY TOTAL				43	43		TOTAL DE MARCHANDISE
FLAXSEED	NORW			570	570	NORV	GRAINE DE LIN
LOGS	LIBER			248	248	LIBER	BILLES
	CAN			80,530	80,530	CAN	
	U S A			9,403	9,403	E-U	
COMMODITY TOTAL				90,181	90,181		TOTAL DE MARCHANDISE
BOLTS, ROUND TIMBER	CAN			1,593	1,593	CAN	BILLOTS, BOIS ROND
PULPWOOD	JAPAN			7,896	7,896	JAPON	BOIS A PATE
	CAN			336,108	336,108	CAN	
COMMODITY TOTAL				344,004	344,004		TOTAL DE MARCHANDISE
COPPER ORE AND CONC.	CAN			4,900	4,900	CAN	MINERAI, CONC. CUIVRE
IRON ORE AND CONC	LIBER			288,686	288,686	LIBER	MINERAI, CONC. DE FER
ZINC ORE AND CONC.	CAN			10,856	10,856	CAN	MINERAI, CONC. DE ZINC
IRON AND STEEL SCRAP	CAN			6,010	6,010	CAN	DECHETS DE FER, D'ACIER
ASBESTOS	CAN			182	182	CAN	AMIANTE
	U S A			662	662	E-U	
COMMODITY TOTAL				844	844		TOTAL DE MARCHANDISE
SAND AND GRAVEL	CAN			14,700	14,700	CAN	SABLE ET GRAVIERS
LIMESTONE	CAN			1,100,465	1,100,465	CAN	PIERRE CALCAIRE
	U S A			1,200	1,200	E-U	
COMMODITY TOTAL				1,101,669	1,101,669		TOTAL DE MARCHANDISE
GYPSUM	CAN			17,400	17,400	CAN	GYPSE
SULPHUR IN ORES	CAN			3,106	3,106	CAN	SCUFRE EN MINERAI
	U S A			3,595	3,595	E-U	
COMMODITY TOTAL				6,701	6,701		TOTAL DE MARCHANDISE
HOGGED FUEL, WOOD	CAN			120,700	120,700	CAN	BOIS DE CHAUFFAGE
WASTE AND SCRAP NES	NORW			1,045	1,045	NORV	DECHETS ET REBUTS NDA
	CAN			30,000	30,000	CAN	
COMMODITY TOTAL				31,045	31,045		TOTAL DE MARCHANDISE
LUMBER AND TIMBER	U K			6,705	6,705	R U	BOIS D'OEUVRE ET CHARP.
	NORW			30,495	30,499	NORV	
	CAN			108,255	108,255	CAN	
	U S A			349,878	349,878	E-U	
COMMODITY TOTAL				495,337	495,337		TOTAL DE MARCHANDISE
RAILWAY TIES	U S A			978	978	E-U	TRAVERSES DE CH. FER
SHINGLES AND SHAKES	CAN			428	428	CAN	BARDEAUX, BARD. FACADE
VENEER, PLYWOOD	CAN			931	931	CAN	PLACAGES, CONTRE-PLAQ.
PULP	U K	6,463			6,463	R U	PATE
	NORW			26,467	26,467	NORV	
	CAN			17,628	17,628	CAN	
	U S A			27,168	27,168	E-U	
	OTHER			688	688	AUTRE	
COMMODITY TOTAL		6,463		71,951	78,414		TOTAL DE MARCHANDISE
NEWSPRINT PAPER	GREEK	6,213			6,213	GREQ	PAPIER JOURNAL
	NORW			170,502	170,502	NORV	
	SWEDN			10,954	10,954	SUEDE	
	LIBER	6,461			6,461	LIBER	
	CAN			125,796	125,796	CAN	
	U S A			100,803	100,803	E-U	
	OTHER	8,821			90,186	AUTRE	
COMMODITY TOTAL		21,495		489,420	510,915		TOTAL DE MARCHANDISE
PAPERBOARD	NORW			271	271	NORV	CARTON
INORGANIC CHEMS. NES	LIBER			6,825	6,825	LIBER	PROD. CHIM. INORG. NDA
	U S A			1,101	1,101	E-U	
COMMODITY TOTAL				7,926	7,926		TOTAL DE MARCHANDISE
POTASH	CAN			255	255	CAN	POTASSE
	U S A			5,339	5,339	E-U	
COMMODITY TOTAL				5,594	5,594		TOTAL DE MARCHANDISE
GASOLINE	CAN			5,150	5,150	CAN	ESSENCE
	U S A			42,507	42,507	E-U	
COMMODITY TOTAL				47,657	47,657		TOTAL DE MARCHANDISE
FUEL OIL	CAN			15,309	15,309	CAN	MAZOUT
PETROL. LOCAL PRCC. NES	CAN			2,562	2,562	CAN	DERIVE PETR. CHARB. NDA
	U S A			230	230	E-U	
COMMODITY TOTAL				2,792	2,792		TOTAL DE MARCHANDISE
RAILS & TRACK MATERIAL	U S A			708	708	E-U	RAILS, MAT. VOIE FERREE
PIPES, TUBES: IRON, STEEL	CAN			4,477	4,477	CAN	TUYAUX, TUBES: FER, ACIER
CEMENT	CAN			93,900	93,900	CAN	CIMENT
	U S A			35,174	35,174	E-U	
COMMODITY TOTAL				129,074	129,074		TOTAL DE MARCHANDISE
MACHINERY NES	U S A			26	26	E-U	MACHINES NDA
SHIPS, AIRCRAFT, MIS. VEH	U S A			35	35	E-U	NAVIRES, AVIONS, VEH. DIV
EQUIPMENT MISC.	U S A			150	150	E-U	MATERIEL DIVERS
CONTAINERS, CLOSURES	U S A			452	452	E-U	CONTENEURS, FERMETURES
GENERAL CARGO	U S A			290	290	E-U	MARCHANDISES DIVERSES
CONTAINERIZED FREIGHT	U K			22	22	R U	FRET CONTENEURESE
	GER	830			830	ALL	
	LIBER	1,084			1,084	LIBER	
	JAPAN			14	14	JAPON	
	U S A			15	15	E-U	
	OTHER	801			801	AUTRE	
COMMODITY TOTAL		2,715		51	2,766		TOTAL DE MARCHANDISE
COUNTRY/REGION TOTAL		30,673*	*	3,314,092*	3,344,765*		TOTAL DE PAYS/REGION

TABLE 1. CARGOES LOADED AT CANADIAN PORTS FOR FOREIGN COUNTRIES IN 1975.

TABLEAU 1. MARCHANDISES CHARGÉES DANS LES PORTS CANADIENS A DESTINATION DE PAYS ÉTRANGERS EN 1975.

COUNTRY OF DESTINATION AND KIND OF CARGO	REGISTRY OF VESSEL	ATLANTIC ATLANTIQUE	GREAT LAKES GRANDS LACS	PACIFIC PACIFIQUE	TOTAL TOTAL	IMMATIC. DU NAVIRE	PAYS DE DESTINATION ET MARCHANDISE
U S GRT. LAKES							E-U GR. LACS
MEAT, FRESH OR FRCZEN	CAN		73		73	CAN	VIANDE, FRAICHE / CONG.
FISH, FRESH OR FRCZEN	CAN		12		12	CAN	POISSON, FRAIS OU CONG.
DAIRY PROD., EGGS, HONEY	CAN		33		33	CAN	PROD. LAIT., ŒUFS, MIEL
BARLEY	CAN		194,414		194,414	CAN	ORGE
	U S A		5,389		5,389	E-U	
COMMODITY TOTAL			199,803		199,803		TOTAL DE MARCHANDISE
RYE	CAN		11,722		11,722	CAN	SEIGLE
	U S A		6,130		6,130	E-U	
COMMODITY TOTAL			17,852		17,852		TOTAL DE MARCHANDISE
CEREALS UNMILLED, NES	CAN		293		293	CAN	CÉRÉALES NON MOUL., NDA
CORN STARCH	CAN		129		129	CAN	FÉCULE DE MAÏS
BAKERY PROD., INC. FROZEN	CAN		44	2,790,003	44	CAN	PROD. BOUL., PROD. CONG.
MACARONI, CEREAL PROD.	CAN		70		70	CAN	PÂTES ALIM. PROD. CEREAL
POTATOES	CAN		140		140	CAN	POMMES DE TERRE
VEGETABLES, DRIED	CAN		1,004		1,004	CAN	LEGUMES, SECS
VEGETABLE PREP. NES	CAN		63		63	CAN	PREP. DE LEGUMES NDA
MISC. FOOD PREP. NES	CAN		40		40	CAN	DIV. PREP. ALIM. NDA
WINES	CAN		1,605		1,605	CAN	VINS
DIST. ALCOHOLIC BEV.	CAN		1,305		1,305	CAN	BOISS. ALCOOL. DIST.
RAW HIDES AND SKINS	CAN		57		57	CAN	PEAUX ET CUIRS BRUT
ALUMINA, BAUXITE GRES	CAN	25,998			25,998	CAN	MINÉRAIS ALUMINE, BAUX.
IRON ORE AND CONC	CAN	11,467,271	1,756,158		13,243,429	CAN	MINÉRAIS CONC. DE FER
	U S A	528,189	1,473,451		2,001,640	E-U	
COMMODITY TOTAL		12,015,460	3,229,609		15,245,069		TOTAL DE MARCHANDISE
MANGANESE ORE	CAN	15,800			15,800	CAN	MINÉRAIS DE MANGANESE
ORES AND CONC. NES	CAN	1,150	61		1,211	CAN	MINÉRAIS ET CONC. NDA
IRON AND STEEL SCRAP	CAN	988			988	CAN	DECHETS DE FER, D'ACIER
NON-FERROUS MET. SCRAP	CAN		270		270	CAN	DECHETS METAL. NON FER.
SLAG, DROSS, BY-PRODUCTS	CAN	1,568	316		1,884	CAN	POUS. GUEUL. SCOR. PROD.
COAL, BITUMINEUX	CAN		36,798		36,798	CAN	CHARBON BITUMINEUX
ASBESTOS	CAN		43		43	CAN	AMIANTE
CHINA CLAY	CAN		16		16	CAN	KADLIN
DOLCOMITE	CAN		1,070,517		1,070,517	CAN	DOLOMITE
CLAY MATERIALS NES	CAN		64		64	CAN	MATIÈRES ARGIL. NDA
STONE, CRUDE NES	CAN		84,395		84,395	CAN	PIERRE BRUTE NDA
FLUORSPAR	CAN	29,950			29,950	CAN	SPATH FLUOR
	U S A	4,816			4,816	E-U	
COMMODITY TOTAL		34,766			34,766		TOTAL DE MARCHANDISE
SALT	CAN	6,850	827,412		834,262	CAN	SEL
	U S A		123,080		123,080	E-U	
COMMODITY TOTAL		6,850	950,492		957,342		TOTAL DE MARCHANDISE
CRUDE NON-MET. MIN. NES	CAN		126		126	CAN	MIN. NON-MET. BRUTS NDA
LUMBER AND TIMBER	CAN		262		262	CAN	BOIS ŒUVRE ET CHARP.
VENEER, PLYWOOD	CAN		48		48	CAN	PLACAGES, CONTRE-PLAQ.
COOPERAGE STOCK	CAN		49		49	CAN	DEMI-PROD. TONNELLERIE
WOOD FAB. MATERIALS	CAN		86		86	CAN	DEMI-PRODUITS EN BOIS
PULP	CAN		95,938		95,938	CAN	PÂTE
NEWSPRINT PAPER	SWEDN	3,933			3,933	SUEDE	PAPIER JOURNAL
	CAN	60,556	85,196		145,752	CAN	
COMMODITY TOTAL		64,489	85,196		149,685		TOTAL DE MARCHANDISE
PAPER NES	CAN		94		94	CAN	PAPIER NDA
PAPERBOARD	CAN		48		48	CAN	CARTON
BLDG. PAPER AND BOARD	CAN		15		15	CAN	PLAQ. CONSTR., PAP/CART.
WET MACHINE BOARD	CAN		20		20	CAN	CARTON EN PÂTE PRESSE
CORDAGE, TWINE, ROPE	CAN		97		97	CAN	CORDAGE, FICELLE, CORDE
JUTE WOVEN FABRICS	CAN		31		31	CAN	TISSUS DE JUTE
TEXTILE FAB. MTL NES	CAN		65		65	CAN	OUVR. EN MAT. TEXT. NDA
METALLIC SALTS	CAN		108		108	CAN	SELS METALLIQUES
INORGANIC CHEMS. NES	CAN		973		973	CAN	PROD. CHIM. INORG. NDA
ORGANIC CHEMICALS NES	CAN	7,000	5,291		12,291	CAN	PROD. CHIM. ORGAN. NDA
	U S A		16,624		16,624	E-U	
COMMODITY TOTAL		7,000	21,915		28,915		TOTAL DE MARCHANDISE
POTASH	CAN		23,227		23,227	CAN	POTASSE
FERTILIZERS NES	CAN		60		60	CAN	ENGRAIS CHIMIQUE NDA
AGRICULTURAL CHEMICALS	CAN		15		15	CAN	PROD. CHIM. AGRIC. LES
PLASTIC MATERIALS	CAN		51		51	CAN	MATIÈRES PLASTIQUES
	U S A		21,110		21,110	E-U	
COMMODITY TOTAL			21,161		21,161		TOTAL DE MARCHANDISE
DYESTUFF, PIGMENT, PAINT	CAN		120		120	CAN	MAT. COLOR. PIG. PEINTURE
CHEM. SPECIALTIES NES	CAN		139		139	CAN	PROD. CHIM. SPÉCIAUX NDA
GASOLINE	CAN		74,584		74,584	CAN	ESSENCE
	U S A		96,465		96,465	E-U	
COMMODITY TOTAL			171,049		171,049		TOTAL DE MARCHANDISE
FUEL OIL	CAN	116,165	208,607		324,772	CAN	MAZOUT
	U S A	395,261	1,149,253		1,544,514	E-U	
COMMODITY TOTAL		511,426	1,357,860		1,869,286		TOTAL DE MARCHANDISE
LUBRICATING OIL, GREASE	CAN		114		114	CAN	HUILE, GRAISSE LUBRIF.
COKE	CAN		8,000		8,000	CAN	COKE
PETROL. COAL PROD. NES	CAN		7,361		7,361	CAN	DERIVE PETR. CHARB. NDA
	U S A		13,767		13,767	E-U	
COMMODITY TOTAL			21,128		21,128		TOTAL DE MARCHANDISE
FERRO-ALLCYS	CAN	2,108	21		2,129	CAN	FERRO-ALLIAGES
PIG IRON	CAN	92,588	12,678		105,266	CAN	FER EN GUEUSE
PRIMARY IRON, STEEL NES	CAN		314		314	CAN	FER, ACIER PRIMAIR. NDA
CASTINGS, FORGINGS	CAN		15,713		15,713	CAN	MOUL. PIÈCES FORGÉES
	U S A		8,290		8,290	E-U	

TABLE 1. CARGOES LOADED AT CANADIAN PORTS FOR FOREIGN COUNTRIES IN 1975.

TABLEAU 1. MARCHANDISES CHARGÉES DANS LES PORTS CANADIENS A DESTINATION DE PAYS ÉTRANGERS EN 1975.

COUNTRY OF ORIGIN AND KIND OF CARGO	REGISTRY OF VESSEL	ATLANTIC ATLANTIQUE	GREAT LAKES GRANDS LACS	PACIFIC PACIFIQUE	TOTAL TOTAL	IMMATIC. DU NAVIRE	PAYS DE DESTINATION ET MARCHANDISE
U S GRT. LAKES CONT. COMMODITY TOTAL			23,913		23,913		E-U GR. LACS SUITE TOTAL DE MARCHANDISE
BARS AND RODS, STEEL	CAN		4,492		4,492	CAN	BARRES ET TIGES ACIER
PLATE & SHEET STEEL	CAN		30,129		30,129	CAN	TOILES, FEUILLES D'ACIER
STRUCTURAL SHAPES	CAN		10,474		10,474	CAN	PROFILES DE CONSTRUCT.
RAILS & TRACK MATERIAL	CAN		1,244		1,244	CAN	RAILS, MAT. VOIE FERREE
PIPES, TUBES: IRON, STEEL	CAN		1,798		1,798	CAN	TUYAUX, TUBES: FER, ACIER
WIRE	CAN		899		899	CAN	FIL METALLIQUE
ALUMINIUM	PANAM	2,531			2,531	PANAM	ALUMINIUM
	CAN	6,710	1,126		7,836	CAN	
		9,241	1,126		10,367		TOTAL DE MARCHANDISE
COMMODITY TOTAL			475		475	CAN	CUIVRE ET ALLIAGES
COPPER AND ALLOYS	CAN		842		842	CAN	PLOMB ET ALLIAGES
LEAD AND ALLOYS	CAN		19		19	CAN	NICKEL ET ALLIAGES
NICKEL AND ALLOYS	CAN		344		344	CAN	ZINC ET ALLIAGES
ZINC AND ALLOYS	CAN		281		281	CAN	METAUX NON-FERREUX NDA
NON-FERROUS METALS NES	CAN		2,243		2,243	CAN	OUVR. DE BASE EN METAL
METAL FAB. BASIC PRD.	CAN		285		285	CAN	BRIQUES, TUILES NDA
BRICKS, TILES NES	CAN		156		156	CAN	OUVR. DE BASE EN VERRE
GLASS BASIC PRD.	CAN		565		565	CAN	OUVR. DE BASE AMIANTE
ASBESTOS BASIC PRD.	CAN	230,335	482,800		713,135	CAN	CIMENT
CEMENT	U S A		154,154		154,154	E-U	
COMMODITY TOTAL		230,335	636,954		867,289		TOTAL DE MARCHANDISE
CEMENT BASIC PRD.	CAN		3		3	CAN	OUVR. DE BASE CIMENT
NON-MET. MIN. BASIC PRD.	CAN		1,680		1,680	CAN	PROD. MIN. NON-MET. BASE
MISC. FABRICATED PRD.	CAN		143		143	CAN	DUVRAGES DIVERS
TRACTORS	CAN		20,126		20,126	CAN	TRACTEURS
MACHINERY NES	CAN		2,723		2,723	CAN	MACHINES NDA
RAILWAY ROLLING STCK	CAN		63		63	CAN	MAT. ROUL. DE CH. DE FER
PASS. AUTOS AND CHASSIS	CAN		741		741	CAN	VOITURES PART., CHASSIS
MOTOR VEHICLE ENGINES	CAN		6,863		6,863	CAN	MOTEURS DE VEH. AUTOM.
ROAD MOTOR VEH. NES	CAN		93		93	CAN	VEH. AUTOM. ROUTIERS NDA
SHIPS, AIRCRAFT, MIS. VEH	CAN		30		30	CAN	NAVIRES, AVIONS, VEH. DIV
RUBBER TIRES AND TUBES	CAN		29		29	CAN	PNEUS, CHAMBRES A AIR
EQUIPMENT MISC.	CAN	132	2,078		2,210	CAN	MATERIEL DIVERS
PERSONAL, HOUSEHOLD GOODS	CAN		1,218		1,218	CAN	ART. PERS. ET MENAGERS
CONTAINERS, CLOSURES	CAN		181		181	CAN	CONTENEURS, FERMETURES
MISC. END PRODUCTS NES	CAN		402		402	CAN	PRODUITS FINIS DIV. NDA
GENERAL CARGO	CAN		112		112	CAN	MARCHANDISES DIVERSES
	OTHER		354		354	AUTRE	
COMMODITY TOTAL			466		466		TOTAL DE MARCHANDISE
CONTAINERIZED FREIGHT	U K	20,628	1,648		22,276	R U	FRET CONTENEURESE
	OTHER	11,614	1,082		12,696	AUTRE	
COMMODITY TOTAL		32,242	2,730		34,972		TOTAL DE MARCHANDISE
COUNTRY/REGION TOTAL		13,052,141*	8,171,873*		* 21,224,014*		TOTAL DE PAYS/REGION
U S ATL. & GULF							E-U ATL. & GOLFE
FISH, FRESH OR FROZEN	U K	160			160	R U	POISSON, FRAIS OU CONG.
	NETH	283			283	P. BAS	
	PANAM	637			637	PANAM	
	CAN	24,333			24,333	CAN	
	U S A	2,587			2,587	E-U	
	OTHER	2,865			2,865	AUTRE	
COMMODITY TOTAL		30,865			30,865		TOTAL DE MARCHANDISE
FISH, SALTED OR CURED	U K	18			18	R U	POISSON, SALE OU FUME
	OTHER	16			16	AUTRE	
COMMODITY TOTAL		34			34		TOTAL DE MARCHANDISE
FISH, CANNED	NORW	54			54	NORV	POISSON EN BOITES
	U S A	91			91	E-U	
COMMODITY TOTAL		145			145		TOTAL DE MARCHANDISE
LOBSTER	CAN	1			1	CAN	HOMARO
CRUDE ANIMAL PRD. NES	CAN	1,304			1,304	CAN	PR. BRUTS ORIG. ANIM. NDA
	U S A	7			7	E-U	
COMMODITY TOTAL		1,311			1,311		TOTAL DE MARCHANDISE
COPPER ORE AND CONC.	OTHER	2,250			2,250	AUTRE	MINERAI, CONC. CUIVRE
IRON ORE AND CONC.	U K	287,904			287,904	R U	MINERAI, CONC. DE FER
	DENMK	112,784			112,784	DANMK	
	GER	268,254			268,254	ALL	
	GREEK	401,077			401,077	GRECC	
	ITALY	252,951			252,951	ITAL	
	NORW	571,157			571,157	NORV	
	SWEDN	223,216			223,216	SUEDE	
	LIBER	3,729,713			3,729,713	LIBER	
	JAPAN	177,774			177,774	JAPON	
	OTHER	36,200			36,200	AUTRE	
COMMODITY TOTAL		6,061,030			6,061,030		TOTAL DE MARCHANDISE
LEAD ORE AND CONC.	OTHER	13,478			13,478	AUTRE	MINERAI, CONC. DE PLOMB
TITANIUM ORE	NORW	31,920			31,920	NORV	MINERAI DE TITANE
	SWEDN	35,917			35,917	SUEDE	
	CAN	38,080			38,080	CAN	
COMMODITY TOTAL		105,917			105,917		TOTAL DE MARCHANDISE
ZINC ORE AND CONC.	DENMK	2,700			2,700	DANMK	MINERAI, CONC. DE ZINC
SLAG, DROSS, BY-PRODUCTS	GREEK	15,428			15,428	GRECC	POUS. GROSUL. SECOR. PRD.
	SWEDN	32,500			32,500	SUEDE	
	LIBER	64,400			64,400	LIBER	

TABLE 1. CARGOES LOADED AT CANADIAN PORTS FOR FOREIGN COUNTRIES IN 1975.

TABLEAU 1. MARCHANDISES CHARGÉES DANS LES PORTS CANADIENS A DESTINATION DE PAYS ÉTRANGERS EN 1975.								
COUNTRY OF DESTINATION AND KIND OF CARGO	REGISTRY OF VESSEL	ATLANTIC ATLANTIQUE	GREAT LAKES GRANDS LACS	PACIFIC PACIFIQUE	TOTAL TOTAL	IMMATIC. DU NAVIRE	PAYS DE DESTINATION ET MARCHANDISE	
U S ATL.& GULF CCNT.	PANAM	15,000			15,000	PANAM	E-U ATL.&GOLFE SUITE	
	CTHER	61,801			61,801	AUTRE		
COMMODITY TOTAL		189,129			189,129		TOTAL DE MARCHANDISE	
COAL,BITUMINOUS	LIBER			58,422	58,422	LIBER	CHARBON BITUMINEUX	
CRUDE PETROLEUM	GREEK	250,868			250,868	GRECC	PETROLE BRUT	
	NETH	153,715			153,715	P.BAS		
	NORW			37,319	37,319	NORV		
	LIBER	528,252		177,694	705,946	LIBER		
	CTHER	98,125			98,125	AUTRE		
COMMODITY TOTAL		1,030,960		215,013	1,245,973		TOTAL DE MARCHANDISE	
ASBESTOS	LIBER	3,015			3,015	LIBER	AMIANTE	
BARYTES,NATURAL	GREEK	5,376			5,376	GRECC	BARYTINE NATURELLE	
	LIBER	5,952			5,952	LIBER		
	CTHER	35,431			35,431	AUTRE		
COMMODITY TOTAL		46,759			46,759		TOTAL DE MARCHANDISE	
GYPSEUM	U K	1,412,905			1,412,905	R U	GYPSE	
	DENMK	176,806			176,806	DANMK		
	GREEK	159,313			159,313	GRECC		
	NORW	165,385			165,385	NORV		
	LIBER	1,428,023			1,428,023	LIBER		
	PANAM	71,031			71,031	PANAM		
	CAN	536,082			536,082	CAN		
	CTHER	219,345			219,345	AUTRE		
COMMODITY TOTAL		4,168,890			4,168,890		TOTAL DE MARCHANDISE	
SALT	U S A	1,994			1,994	E-U	SEL	
CRUDE NON-MET.PIN.NES	NORW	29,000			29,000	NORV	MIN.NGN-MET.BRUTS NDA	
LUMBER AND TIMBER	U K			82,076	82,076	R U	BOIS OEUVRE ET CHARP.	
	DENMK			92,515	92,515	DANMK		
	GREEK			54,351	54,351	GRECC		
	NORW	3		217,429	217,432	NORV		
	SWEDN			107,390	107,390	SUEDE		
	LIBER			148,091	148,091	LIBER		
	CTHER			75,184	75,184	AUTRE		
COMMODITY TOTAL				777,036	777,039		TOTAL DE MARCHANDISE	
PULP	NORW	9,228			9,228	NORV	PATE	
	CTHER	8,758			8,758	AUTRE		
COMMODITY TOTAL		17,986			17,986		TOTAL DE MARCHANDISE	
NEWSPRINT PAPER	U K	33,612			33,612	R U	PAPIER JOURNAL	
	CER	15,440			15,440	ALL		
	GREEK	8,700			8,700	GRECC		
	NORW	107,419			107,419	NORV		
	SWEDN	103,000			103,000	SUEDE		
	LIBER	30,894			30,894	LIBER		
	JAPAN	8,478			8,478	JAPON		
	CAN	185,035			185,035	CAN		
	CTHER	58,640			58,640	AUTRE		
COMMODITY TOTAL		551,218			551,218		TOTAL DE MARCHANDISE	
CORCAGE,TWINE,RCPE	U S A	1			1	E-U	CORCAGE, FICELLE, COROE	
TEXTILE FAB.MTL NES	NORW	4			4	NORV	OUVR. EN MAT. TEXT. NDA	
ANIMAL OILS,EXC.PARINE	U K	784			784	R U	HUIL. ANIM. SAUF AN. MAR.	
FISH, MARINE ANIMAL OIL	U K	120			120	R U	HUIL. DE POISSON, AN. MAR.	
	NETH	80			80	P.BAS		
	PANAM	206			206	PANAM		
	CTHER	535			535	AUTRE		
COMMODITY TOTAL		941			941		TOTAL DE MARCHANDISE	
SULPHURIC ACID	U K	154,381			154,381	R U	ACIDE SULFURIQUE	
ORGANIC CHEMICALS NES	U K	16,534			16,534	R U	PROD. CHIM. ORGAN. NDA	
	NORW	8,979			8,979	NORV		
	SWEDN	5,069			5,069	SUEDE		
	CTHER	13,226			13,226	AUTRE		
COMMODITY TOTAL		43,808			43,808		TOTAL DE MARCHANDISE	
POTASH	DENMK			11,199	11,199	DANMK	POTASSE	
	GREEK			22,400	22,400	GRECC		
	LIBER			31,242	31,242	LIBER		
	CTHER			33,000	33,000	AUTRE		
COMMODITY TOTAL				97,841	97,841		TOTAL DE MARCHANDISE	
PLASTIC MATERIALS	SWEDN		3,638		3,638	SUEDE	MATIERES PLASTIQUES	
GASOLINE	U K	28,705			28,705	R U	ESSENCE	
	NORW	5,871	12,500		18,371	NORV		
	LIBER	9,778			9,778	LIBER		
	PANAM	1,905			1,905	PANAM		
	CAN	72,672	17,322		89,994	CAN		
	U S A	8,739	22,363		31,102	E-U		
	CTHER	22,000	17,781		39,781	AUTRE		
COMMODITY TOTAL		149,670	69,966		219,636		TOTAL DE MARCHANDISE	
FUEL OIL	U K	86,526			86,526	R U	MAZOUT	
	CER	31,153			31,153	ALL		
	GREEK	60,701			60,701	GRECC		
	ITALY	20,520			20,520	ITAL		
	SWEDN	6,526			6,526	SUEDE		
	LIBER	129,219		22,644	151,863	LIBER		
	PANAM	43,968			43,968	PANAM		
	U S A	4,223	3,039		7,262	E-U		
	CTHER	352,883			352,883	AUTRE		
COMMODITY TOTAL		735,719	3,039	22,644	761,402		TOTAL DE MARCHANDISE	
COAL TAP,PITCH	U S A	7,620			7,620	E-U	GOUDRON, BRAI DE BOUIL.	

TABLE 1. CARGOES LOADED AT CANADIAN PORTS FOR FOREIGN COUNTRIES IN 1975.

TABLIÉAU 1. MARCHANDISES CHARGÉES DANS LES PORTS CANADIENS A DESTINATION DE PAYS ÉTRANGERS EN 1975.

COUNTRY OF ORIGIN AND KIND OF CARGO	REGISTRY OF VESSEL	ATLANTIC ATLANTIQUE	GREAT LAKES GRANOS LACS	PACIFIC PACIFIQUE	TOTAL TOTAL	IMMATIC. DU NAVIRE	PAYS DE DESTINATION ET MARCHANDISE
U S ATL.& GULF COAST. PETROL.COAL PROD.NES	NORW OTHER	4,128 37,549			4,128 37,549	NORV AUTRE	E-U ATL.& GOLFE SUITE DERIVE PETR.CHARB.NDA
COMMODITY TOTAL		41,677			41,677		TOTAL DE MARCHANDISE
PIG IRON	NORW LIBER OTHER	26,880 11,784 31,700			26,880 11,784 31,700	NORV LIBER AUTRE	FER EN GUEUSE
COMMODITY TOTAL		70,364			70,364		TOTAL DE MARCHANDISE
CASTINGS, FORGINGS	NORW	11			11	NORV	MOUL.PIECES FORGEES
BARS AND RODS, STEEL	NORW	24			24	NORV	BARRES ET TIGES ACIER
PLATE & SHEET STEEL	NORW	327			327	NORV	TOLES, FEUILLES D'ACIER
STRUCTURAL SHAPES	CAN	358			358	CAN	PROFILES DE CONSTRUCT.
COMMODITY TOTAL	U S A	226			226	E-U	
RAILS & TRACK MATERIAL	NORW	7,026			7,026	NORV	TOTAL DE MARCHANDISE RAILS, MAT.VOIE FERREE
PIPES, TUBES, IRON, STEEL	NORW	4			4	NORV	TUYAUX, TUBES, FER, ACIER
WIRE	NORW	374			374	NORV	FIL METALLIQUE
ALUMINUM	GER	1,717			1,717	ALL	ALUMINIUM
	NETH	1,052			1,052	P. BAS	
	NORW	51			51	NORV	
	LIBER	2,201			2,201	LIBER	
	CAN	4,685			4,685	CAN	
	OTHER	2,582			2,582	AUTRE	
COMMODITY TOTAL		12,288			12,288		TOTAL DE MARCHANDISE
METAL FAB. BASIC PROD.	NORW	71			71	NORV	OUVR. DE BASE EN METAL
	OTHER	7			7	AUTRE	
COMMODITY TOTAL		78			78		TOTAL DE MARCHANDISE
CEMENT	U S A		23,969		23,969	E-U	CIMENT
PASS. AUTOS AND CHASSIS	ITALY	640			640	ITAL	VEHICULES PART., CHASSIS
ROAD MOTOR VEH. NES	U K	18			18	R U	VEH. AUTOM. ROUTIERS NDA
SHIPS, AIRCRAFT, MIS. VEH	DENMK	588			588	DANMK	NAVIRE, AVIONS, VEH. DIV
	NORW	246			246	NORV	
	SWECD	559			559	SUEDE	
	CAN	354			354	CAN	
COMMODITY TOTAL		1,747			1,747		TOTAL DE MARCHANDISE
EQUIPMENT MISC.	NORW	58			58	NORV	MATERIEL DIVERS
PERSONAL, HOUSEHOLD GOODS	NORW	191			191	NORV	ART. PERS. ET MENAGERS
CONTAINERS, CLOSURES	NORW	29			29	NORV	CONTENEURS, FERMETURES
MISC. END PRODUCTS NES	NORW	8			8	NORV	PRODUITS FINIS DIV. NDA
GENERAL CARGO	U K	80			80	R U	MARCHANDISES DIVERSES
	ITALY	4			4	ITAL	
COMMODITY TOTAL		84			84		TOTAL DE MARCHANDISE
CONTAINERIZED FREIGHT	U K	445			445	R U	FRET CONTENEURESE
	GER	18,812			18,812	ALL	
	LIBER	10			10	LIBER	
	OTHER	9,580			9,580	AUTRE	
COMMODITY TOTAL		28,847			28,847		TOTAL DE MARCHANDISE
COUNTRY/REGION TOTAL		13,513,992*	100,612*	1,170,956*	14,785,560*		TOTAL DE PAYS/REGION
GRAND TOTAL		68,658,431**	9,844,564**	34,422,703**	112,925,698**		TOTAL GLOBAL

TABLE 2. CARGOES UNLOADED AT CANADIAN PORTS FROM FOREIGN COUNTRIES IN 1975.

TABLEAU 2. MARCHANDISES DECHARGEES DANS LES PORTS CANADIENS EN PROVENANCE DE PAYS ETRANGERS EN 1975.

COUNTRY OF ORIGIN AND KIND OF CARGO	REGISTRY OF VESSEL	ATLANTIC ATLANTIQUE	GREAT LAKES GRANDS LACS	PACIFIC PACIFIQUE	TOTAL TOTAL	IMMATIC. DU NAVIRE	PAYS D'ORIGINE ET MARCHANDISE
UNITED KINGDOM							ROYAUME-UNI
DAIRY PROD. EGGS, HONEY	GER		8		8	ALL	PROD. LAIT., OEUFS, MIEL
BAKERY PROD. INC. FROZEN	DENMK	1			1	DANMK	PROD. BOUL., PROD. CONG.
	GER			1	1	ALL	
	NETH	11			11	P. BAS	
COMMODITY TOTAL		12		1	13		TOTAL DE MARCHANDISE
FRUITS, PREP. CANNED	GER		2		2	ALL	FRUITS PREP. EN BOITE
SUGAR, NES	GER			6	6	ALL	SUCRE, NDA
SUGAR PREPARATIONS	DENMK	7			7	DANMK	PREP. A BASE DE SUCRE
COFFEE	GER		19		19	ALL	CAFE
SPICES	DENMK	6			6	DANMK	EPICES
MISC. FOOD PREP. NES	DENMK	60			60	DANMK	DIV. PREP. ALIM. NDA
	GER		4	96	100	ALL	
	NORW	184			184	NORV	
	OTHER			34	34	AUTRE	
COMMODITY TOTAL		244	4	130	378		TOTAL DE MARCHANDISE
ALE, BEER, STOUT, PORTER	GER		123		123	ALL	ALE, BIERE, STOUT, PORTER
DIST. ALCOHOLIC BEV.	GER		1,365	427	1,792	ALL	BOISS. ALCOOL. DIST.
	OTHER			801	801	AUTRE	
COMMODITY TOTAL			1,365	1,228	2,593		TOTAL DE MARCHANDISE
CRUDE VEG. PROD. NES	OTHER	1			1	AUTRE	PR. BRUTS DRIG. VEG. NDA
CRUDE WOOD MTL. NES	GER		3		3	ALL	MATIERES BOIS BRUT NDA
COAL, BITUMINOUS	NORW	3,000			3,000	NORV	CHARBON BITUMINEUX
CHINA CLAY	NORW	15,127			15,127	NORV	KAOLIN
	LIBER	7,549			7,549	LIBER	
	OTHER	22,834			22,834	AUTRE	
COMMODITY TOTAL		45,510			45,510		TOTAL DE MARCHANDISE
CLAY MATERIALS NES	LIBER	16			16	LIBER	MATIERES ARGIL. NDA
SALT	DENMK	201			201	DANMK	SEL
	NORW	3,652			3,652	NORV	
COMMODITY TOTAL		3,853			3,853		TOTAL DE MARCHANDISE
RUBBER FAB. MATERIALS	U K	2			2	R U	DEMI-PROD. CAOUTCHOUC
	GER			13	13	ALL	
COMMODITY TOTAL		2		13	15		TOTAL DE MARCHANDISE
VENEER, PLYWOOD	GER		6		6	ALL	PLACAGES, CONTRE-PLAQ.
WOOD FAB. MATERIALS	GER		21	10	31	ALL	DEMI-PRODUITS EN BOIS
PAPER NES	GER		1		1	ALL	PAPIER NDA
PAPERBOARD	GER		2		2	ALL	CARTON
	GREEK	3	19		22	GREEQ	
COMMODITY TOTAL		3	21		24		TOTAL DE MARCHANDISE
CORDAGE, THINE, ROPE	NORW	22			22	NORV	CORDAGE, FICELLE, CORDE
JUTE WOVEN FABRICS	OTHER			1	1	AUTRE	TISSUS DE JUTE
TEXTILE FAB. MTL NES	U K	9			9	R U	OUVR. EN MAT. TEXT. NDA
	GER		1	3	4	ALL	
	OTHER			1	1	AUTRE	
COMMODITY TOTAL		9	1	4	14		TOTAL DE MARCHANDISE
VEG. OILS, FATS NES	NORW		1,302		1,302	NORV	HUIL. MAT. GRAS. VEG. NDA
METALLIC SALTS	OTHER	4,547			4,547	AUTRE	SELS METALLIQUES
INORGANIC CHEMS. NES	GER			162	162	ALL	PROD. CHIM. INORG. NDA
	NORW	2,142			2,142	NORV	
	OTHER			6	6	AUTRE	
COMMODITY TOTAL		2,142		168	2,310		TOTAL DE MARCHANDISE
ORGANIC CHEMICALS NES	U K	3,638			3,638	R U	PROD. CHIM. ORGAN. NDA
	GER		55		55	ALL	
	NORW	5,605	1,106		6,711	NORV	
	OTHER			15	15	AUTRE	
COMMODITY TOTAL		9,243	1,161	15	10,419		TOTAL DE MARCHANDISE
EXPLOS., FUSES, CAPS	DENMK	322			322	DANMK	EXPLOS., AMORCES, DET.
SYNTHETIC RUBBER	OTHER		1,000		1,000	AUTRE	CAOUTCHOUC SYNTHETIQUE
PLASTIC MATERIALS	U K	114			114	R U	MATIERES PLASTIQUES
	GER	9			9	ALL	
	SWEDN	16			16	SUEDE	
COMMODITY TOTAL		139			139		TOTAL DE MARCHANDISE
CHEM. SPECIALTIES NES	NORW		1,102		1,102	NORV	PROD. CHIM. SPECIAUX NDA
COKE	GER		4,408		4,408	ALL	COKE
	NORW		7,717		7,717	NORV	
COMMODITY TOTAL			12,125		12,125		TOTAL DE MARCHANDISE
COAL TAR, PITCH	U K			5,824	5,824	R U	GOUDRON, BRAI DE BOUIL.
	DENMK	26			26	DANMK	
	NORW			23,881	23,881	NORV	
COMMODITY TOTAL		26		29,705	29,731		TOTAL DE MARCHANDISE
FERRO-ALLOYS	U K	2			2	R U	FERRO-ALLIAGES
PRIMARY IRON, STEEL NES	U K	96			96	R U	FER, ACIER PRIMAIR. NDA
	GER		51	201	252	ALL	
	GREEK	574			574	GREEQ	
	NORW		2,368		2,368	NORV	
	OTHER			226	226	AUTRE	
COMMODITY TOTAL		670	2,419	427	3,516		TOTAL DE MARCHANDISE
CASTINGS, FORGINGS	U K	94	991		1,085	R U	MOUL. PIECES FORGEES
	GER	96	1,382		1,478	ALL	
	OTHER			2	2	AUTRE	
COMMODITY TOTAL		190	2,373	2	2,565		TOTAL DE MARCHANDISE
BARS AND RODS, STEEL	U K	6,331	963	537	7,831	R U	BARRES ET TIGES ACIER
	GER		583	107	690	ALL	
	GREEK	576	149		725	GREEQ	
	NORW		1,269		1,269	NORV	
	OTHER		89	770	859	AUTRE	
COMMODITY TOTAL		6,907	3,053	1,414	11,374		TOTAL DE MARCHANDISE

TABLE 2. CARGOES UNLOADED AT CANADIAN PORTS FROM FOREIGN COUNTRIES IN 1975.

TABLAU 2. MARCHANDISES DECHARGEES DANS LES PORTS CANADIENS EN PROVENANCE DE PAYS ETRANGERS EN 1975.

COUNTRY OF ORIGIN AND KIND OF CARGO	REGISTRY OF VESSEL	ATLANTIC ATLANTIQUE	GREAT LAKES GRANDS LACS	PACIFIC PACIFIQUE	TOTAL TOTAL	IMMATIC. DU NAVIRE	PAYS D'ORIGINE ET MARCHANDISE
UNITED KINGDOM CONT. PLATE & SHEET STEEL	U K	9,854	813	1,275	11,942	R U	ROYAUME-UNI
	GER	108	123	7	238	ALL	TOLES, FEUILLES
	GREEK	641	32		673	GRECQ	SUITE
	NETH	9			9	P. BAS	DAcier
	NORW		1,100		1,100	NORV	
	SWEDN	47			47	SUEDE	
COMMODITY TOTAL		10,659	2,068	1,282	14,009		TOTAL DE MARCHANDISE
STRUCTURAL SHAPES	U K	12,355	8,503	1,323	22,181	R U	PROFILES DE CONSTRUCT.
	DENMK	179			179	DANMK	
	GER	422	21	3,755	4,198	ALL	
	GREEK	963	549		1,512	GRECQ	
	NORW	6,376	550	7	6,933	NORV	
	SWEDN	52			52	SUEDE	
OTHER			922	2,621	3,543	AUTRE	
COMMODITY TOTAL		20,347	10,545	7,706	38,598		TOTAL DE MARCHANDISE
RAILS & TRACK MATERIAL	U K		1,405		1,405	R U	RAILS, MAT. VOIE FERREE
	GREEK		881		881	GRECQ	
	NORW		1,204		1,204	NORV	
	OTHER		660		660	AUTRE	
COMMODITY TOTAL			4,150		4,150		TOTAL DE MARCHANDISE
PIPES, TUBES: IRON, STEEL	U K	119	232	20	371	R U	TUYAUX, TUBES: FER, ACIER
	DENMK	662			662	DANMK	
	GER	314	664	4	982	ALL	
	GREEK	574	94		668	GRECQ	
	NORW	126	365		491	NORV	
	OTHER		246	435	681	AUTRE	
COMMODITY TOTAL		1,795	1,601	459	3,855		TOTAL DE MARCHANDISE
WIRE	U K	10	80		90	R U	FIL METALLIQUE
	GER			58	58	ALL	
	GREEK	574	59		633	GRECQ	
	OTHER			21	21	AUTRE	
COMMODITY TOTAL		584	139	79	802		TOTAL DE MARCHANDISE
NON-FERROUS METALS NES	U K	138			138	R U	METAUX NON-FERREUX NDA
	GER	87			87	ALL	
	NETH	44			44	P. BAS	
	OTHER	269			269	AUTRE	
COMMODITY TOTAL		895			895		TOTAL DE MARCHANDISE
METAL FAB. BASIC PRD.	U K	120	124	28	272	R U	OUVR. DE BASE EN METAL
	GER	33	93		126	ALL	
	GREEK	451			451	GRECQ	
	NETH	198			198	P. BAS	
	SWEDN				28	SUEDE	
	OTHER			28	28	AUTRE	
COMMODITY TOTAL		1,697	217	56	1,970		TOTAL DE MARCHANDISE
BRICKS, TILES NES	LIBER	865			865	LIBER	BRIQUES, TUILES NDA
	OTHER			59	59	AUTRE	
COMMODITY TOTAL		865		59	924		TOTAL DE MARCHANDISE
GLASS BASIC PRODUCTS	GER		5	25	30	ALL	OUVR. DE BASE EN VERRE
	OTHER			24	24	AUTRE	
COMMODITY TOTAL			5	49	54		TOTAL DE MARCHANDISE
NON-MET. MIN. BASIC PROD	U K	139			139	R U	PRD. MIN. NON-MET. BASE
	GER	337			395	ALL	
COMMODITY TOTAL		476			534		TOTAL DE MARCHANDISE
MISC. FABRICATED PRD.	GER			155	155	ALL	OUVRAGES DIVERS
	OTHER			19	19	AUTRE	
	OTHER			174	174	AUTRE	
	OTHER						
COMMODITY TOTAL				174	174		TOTAL DE MARCHANDISE
TRACTORS	U K	5,249	12		5,261	R U	TRACTEURS
	GER	8	665	4	677	ALL	
	GREEK		13		13	GRECQ	
	NORW		123		123	NORV	
	SWEDN	35			35	SUEDE	
	OTHER	281	14		295	AUTRE	
COMMODITY TOTAL		5,573	827	4	6,404		TOTAL DE MARCHANDISE
MACHINERY NES	U K	1,977	89		2,066	R U	MACHINES NDA
	DENMK	49			49	DANMK	
	GER	1,231	1,547	391	3,169	ALL	
	GREEK	180	1,052		1,232	GRECQ	
	NETH	383			383	P. BAS	
	NORW	522			601	NORV	
	SWEDN	775		79	970	SUEDE	
	OTHER	641	30	255	926	AUTRE	
	OTHER						
	OTHER						
COMMODITY TOTAL		5,758	2,718	920	9,396		TOTAL DE MARCHANDISE
RAILWAY ROLLING STOCK	U K		446		446	R U	MAT. ROUL. DE CH. DE FER
	GREEK		1,672		1,672	GRECQ	
	NORW		706		706	NORV	
	OTHER		2,824		2,824	AUTRE	
COMMODITY TOTAL							TOTAL DE MARCHANDISE
PASS. AUTOS AND CHASSIS	U K	20,712			20,712	R U	VOITURES PART., CHASSIS
	GER	107			113	ALL	
	GREEK	20	5	6	25	GRECQ	
	NETH	22			22	P. BAS	
	NORW	14			14	NORV	
	SWEDN	84		13	97	SUEDE	
	LIBER	2,095			2,095	LIBER	
	PANAM	15			15	PANAM	
	OTHER	830		1	831	AUTRE	
	OTHER						
COMMODITY TOTAL		23,899	6	19	23,924		TOTAL DE MARCHANDISE
BUSES AND CHASSIS	U K	9			9	R U	AUTOBUS ET CHASSIS
	OTHER						

TABLE 2. CARGOES UNLOADED AT CANADIAN PORTS FROM FOREIGN COUNTRIES IN 1975.

TABLEAU 2. MARCHANDISES DECHARGEES DANS LES PORTS CANADIENS EN PROVENANCE DE PAYS ETRANGERS EN 1975.

COUNTRY OF ORIGIN AND KIND OF CARGO	REGISTRY OF VESSEL	ATLANTIC ATLANTIQUE	GREAT LAKES GRANDS LACS	PACIFIC PACIFIQUE	TOTAL TOTAL	IMMATIC. DU NAVIRE	PAYS D'ORIGINE ET MARCHANDISE		
UNITED KINGDOM CCNT. TRUCKS AND CHASSIS	U K	664			664	R U	ROYAUME-UNI		
	GER	17		2	19	ALL	SUITE CAMIONS ET CHASSIS		
	SWEDN	39			39	SUEDE			
	CTHER			6	6	AUTRE			
COMMODITY TOTAL		720		8	728		TOTAL DE MARCHANDISE		
MOTOR VEHICLE ENGINES	U K	52			52	R U	TOTAL DE MARCHANDISE MOTEURS DE VEH.AUTOM.		
	GER	5		19	24	ALL			
	NETH	124			124	P.BAS			
	SWEDN	43			43	SUEDE			
	CTHER			10	10	AUTRE			
COMMODITY TOTAL		224		29	253		TOTAL DE MARCHANDISE		
ROAD MOTOR VEH. NES	U K	69			69	R U	TOTAL DE MARCHANDISE VEH.AUTOM.ROUTIERS NDA		
	NETH	38			38	P.BAS			
	SWEDN	51			51	SUEDE			
COMMODITY TOTAL		158			158		TOTAL DE MARCHANDISE		
SHIPS, AIRCRAFT, MIS. VEH	U K			18	18	R U	TOTAL DE MARCHANDISE NAVIRES, AVIONS, VEH.DIV		
	GER			8	12	ALL			
	GREEK	1	23		24	GRECC			
	NETH	685			685	P.BAS			
	NORW	5	4		9	NORV			
	SWEDN				30	SUEDE			
	PANAM				612	PANAM			
COMMODITY TOTAL		1,303	31	56	1,390		TOTAL DE MARCHANDISE		
RUBBER TIRES AND TUBES	GREEK		25		25	GRECC	TOTAL DE MARCHANDISE PNEUS, CHAMBRES A AIR		
	CTHER			1	1	AUTRE			
COMMODITY TOTAL			25	1	26		TOTAL DE MARCHANDISE		
EQUIPMENT MISC.	U K	1,193	94		1,287	R U	TOTAL DE MARCHANDISE MATERIEL DIVERS		
	DENMK	21			21	DANMK			
	GER	687	102	86	875	ALL			
	GREEK	114			114	GRECC			
	NETH	277			277	P.BAS			
	NORW		171	21	192	NORV			
	SWEDN	434			26	SUEDE			
	CTHER				86	AUTRE			
COMMODITY TOTAL		2,726	367	219	3,312		TOTAL DE MARCHANDISE		
PERSONAL, HSEHOLD GOODS	U K	69			69	R U	TOTAL DE MARCHANDISE ART.PERS.ET MENAGERS		
	DENMK	5			5	DANMK			
	GER		23	139	162	ALL			
	GREEK		3		3	GRECC			
	NETH	5			5	P.BAS			
	NORW	183		2	185	NORV			
	SWEDN	9			9	SUEDE			
CTHER				40	AUTRE				
COMMODITY TOTAL		271	26	181	478		TOTAL DE MARCHANDISE		
CONTAINERS, CLOSURES	DENMK	145			145	DANMK	TOTAL DE MARCHANDISE CONTENEURS, FERMETURES		
	GER		9		9	ALL			
COMMODITY TOTAL		145	9		154		TOTAL DE MARCHANDISE		
MISC. END PRODUCTS NES GENERAL CARGO	CTHER		65		65	AUTRE	TOTAL DE MARCHANDISE PRODUITS FINIS DIV.NDA MARCHANDISES DIVERSES		
	U K	1,409		1	1,410	R U			
	DENMK	151			151	DANMK			
	GER	749	4	3	756	ALL			
	GREEK	65	132		197	GRECC			
	NETH	92			92	P.BAS			
	NORW	183			183	NORV			
	SWEDN	185			185	SUEDE			
	CTHER			3	3	AUTRE			
	COMMODITY TOTAL		2,834	136	7	2,977			TOTAL DE MARCHANDISE
CONTAINERIZED FREIGHT	U K	527,219	20,483	8,793	556,495	R U	TOTAL DE MARCHANDISE FRET CONTENEURESE		
	DENMK			7,672	7,672	DANMK			
	GER	18,037	3,288		21,325	ALL			
	NETH	5,712			5,712	P.BAS			
	SWEDN	16,403		18,617	35,020	SUEDE			
	CTHER	40,749			40,749	AUTRE			
COMMODITY TOTAL		608,120	23,771	35,082	666,973		TOTAL DE MARCHANDISE		
COUNTRY/REGION TOTAL		765,305*	75,639*	79,574*	920,518*		TOTAL DE PAYS/REGION		
BELGIUM-LUXEMB FISH, CANNED	GER			22	22	ALL	TOTAL DE MARCHANDISE		
	CTHER			8	8	AUTRE			
COMMODITY TOTAL				30	30		TOTAL DE MARCHANDISE		
SHELL FISH, NES CHEESE	DENMK	9			9	DANMK	TOTAL DE MARCHANDISE MOLLUSQUES CRUST., NDA FROMAGE		
	GER	6			6	ALL			
	SWEDN	1			1	SUEDE			
	CTHER	5			5	AUTRE			
COMMODITY TOTAL		12			12		TOTAL DE MARCHANDISE		
WHEAT VEGETABLES, FROZEN VEGETABLES, DRIED VEGETABLE PREP.NES COCCA AND CHOCOLATE MISC.FOOD PREP.NES	DENMK	7,000			7,000	DANMK	TOTAL DE MARCHANDISE BLE LEGUMES, CONGELES LEGUMES, SECS PREP. DE LEGUMES NDA CACAO ET CHOCOLAT DIV.PREP.ALIM.NDA		
	SWEDN	8			8	SUEDE			
	GREEK	3			3	GRECC			
	GREEK		3		3	GRECC			
	GER		4		4	ALL			
	GER			8	8	ALL			
	LIBER			1	1	LIBER			
	CTHER	8		15	23	AUTRE			
	COMMODITY TOTAL		8		24	32			TOTAL DE MARCHANDISE

TABLE 2. CARGOES UNLOADED AT CANADIAN PORTS FROM FOREIGN COUNTRIES IN 1975.

TABLEAU 2. MARCHANDISES DECHARGEES DANS LES PORTS CANADIENS EN PROVENANCE DE PAYS ETRANGERS EN 1975.

COUNTRY OF ORIGIN AND KIND OF CARGO	REGISTRY OF VESSEL	ATLANTIC ATLANTIQUE	GREAT LAKES GRANDS LACS	PACIFIC PACIFIQUE	TOTAL TOTAL	IMMATIC. DU NAVIRE	PAYS D'ORIGINE ET MARCHANDISE
BELGIUM-LUXEMB. CONT. ALE, BEER, STOUT, PORTER WINES	GER		18		18	ALL	BELGIQUE-LUX. SUITE ALE, BIERE, STOUT, PORTER VINS
	GER	5	981	71	1,057	ALL	
COMMODITY TOTAL	LIBER		33		33	LIBER	TOTAL DE MARCHANDISE BOISS. ALCOOL. DIST.
		5	1,014	71	1,090		
DIST. ALCOHOLS BEV.	DENMK	1			1	DANMK	TOTAL DE MARCHANDISE TABACS NDA PROD. PEPINIERE, SERRE
	GER			469	469	ALL	
	NORW			101	101	NORV	
	LIBER			50	50	LIBER	
	OTHER			252	252	AUTRE	
COMMODITY TOTAL		1		872	873		
TOBACCO NES NURSERY, GREENHSE STOCK	GER	13			13	ALL	TOTAL DE MARCHANDISE PIERRE BRUTE NDA
	DENMK	5			5	DANMK	
	NETH	21			21	P. BAS	
	SWEDN	55			55	SUEDE	
COMMODITY TOTAL		81			81		
STONE, CRUDE NES	GER			5	5	ALL	TOTAL DE MARCHANDISE DEMI-PROD. CAOUTCHOUC PLACAGES, CONTRE-PLAQ. DEMI-PRODUITS EN BOIS
	OTHER			3	3	AUTRE	
COMMODITY TOTAL				8	8		
RUBBER, FAB. MATERIALS VENEER, PLYWOOD	NETH	4			4	P. BAS	TOTAL DE MARCHANDISE PLAQ. CONSTR., PAP/CART. CORDAGE, FICELLE, CORDE
	LIBER			200	200	LIBER	
WOOD FAB. MATERIALS	NETH	1			1	P. BAS	TOTAL DE MARCHANDISE TISSUS DE JUTE SELS METALLIQUES
	LIBER			22	22	LIBER	
COMMODITY TOTAL	OTHER			20	20	AUTRE	
BLDG. PAPER AND BOARD CORDAGE, TWINE, RCPE	GER	47			47	ALL	TOTAL DE MARCHANDISE PLAQ. CONSTR., PAP/CART. CORDAGE, FICELLE, CORDE
	U K			1,195	1,195	R U	
	GER	1			1	ALL	
	SWEDN	1			1	SUEDE	
COMMODITY TOTAL		2		1,199	1,201		
JUTE WOVEN FABRICS METALLIC SALTS	GER	7			7	ALL	TOTAL DE MARCHANDISE TISSUS DE JUTE SELS METALLIQUES
	OTHER			6	6	ALL	
COMMODITY TOTAL				7	7	AUTRE	
INORGANIC CHEM. NES	GER		14		14	ALL	TOTAL DE MARCHANDISE PROD. CHIM. INDRG. NDA
	NORW			22	22	NORV	
	LIBER			3	3	LIBER	
	OTHER	11,176		73	11,249	AUTRE	
COMMODITY TOTAL		11,176	14	98	11,288		
ORGANIC CHEMICALS NES	GER		26		17	ALL	TOTAL DE MARCHANDISE ENGRAIS CHIMIQUE NDA MATIERES PLASTIQUES MAT. COLOR. PIG. PEINTURE
	OTHER	5		3	8	AUTRE	
COMMODITY TOTAL		5	26	20	51		
FERTILIZERS NES PLASTIC MATERIALS	NORW	5,786			5,786	NORV	TOTAL DE MARCHANDISE ENGRAIS CHIMIQUE NDA MATIERES PLASTIQUES MAT. COLOR. PIG. PEINTURE
	GER			3	3	ALL	
BYESTUFF, PIGMENT, PAINT	GER			10	10	ALL	TOTAL DE MARCHANDISE PROD. CHIM. SPECIAUX NOA HUILE, GRAISSE LUBRIF. FERRO-ALLIAGES
	LIBER			3	3	LIBER	
COMMODITY TOTAL	OTHER			5	5	AUTRE	
CHEM. SPECIALTIES NES LUBRICATING OIL, GREASE FERRO-ALLOYS	GER			18	18	ALL	TOTAL DE MARCHANDISE PROD. CHIM. SPECIAUX NOA HUILE, GRAISSE LUBRIF. FERRO-ALLIAGES
	NORW		788		12	NORV	
	DENMK	506			506	DANMK	
	GER		65		65	ALL	
	NORW	509			509	NORV	
COMMODITY TOTAL		1,015	65		1,080		
PRIMARY IRON, STEEL NES	U K	886		895	1,781	R U	TOTAL DE MARCHANDISE MODUL. PIECES FORGEES BARRS ET TIGES ACIER
	DENMK	962			962	DANMK	
	GER	346		340	686	ALL	
	LIBER	22,671			22,671	LIBER	
COMMODITY TOTAL		24,865		1,235	26,100		
CASTINGS, FORGINGS BARS AND RODS, STEEL	GER	5,781			5,781	ALL	TOTAL DE MARCHANDISE MODUL. PIECES FORGEES BARRS ET TIGES ACIER
	U K	1,778	790	1,416	3,984	R U	
COMMODITY TOTAL	DENMK	24,380			24,380	DANMK	TOTAL DE MARCHANDISE TOLES, FEUILLES DACIER
	GER	15,731		5	15,736	ALL	
PLATE & SHEET STEEL	GREEK		400		400	GRECQ	TOTAL DE MARCHANDISE TOLES, FEUILLES DACIER
	LIBER	13,116			13,116	LIBER	
	PANAM		5,561		5,561	PANAM	
	OTHER	2,871	5,561	1,082	5,542	AUTRE	
	COMMODITY TOTAL		57,876	8,740	2,503	69,119	
STRUCTURAL SHAPES	U K	5,808	2,255	416	8,479	R U	TOTAL DE MARCHANDISE PROFILS DE CONSTRUCT.
	DENMK	14,723			14,723	DANMK	
	GER	25,974			26,006	ALL	
	GREEK	48	2,619	355	3,022	GRECQ	
	NETH	45			45	P. BAS	
	SWEDN	39			39	SUEDE	
	LIBER	2,141	1,506		3,647	LIBER	
	PANAM		2,979		2,979	PANAM	
	OTHER	1,534	6,652	767	8,953	AUTRE	
	COMMODITY TOTAL		50,312	16,043	1,538	67,893	
COMMODITY TOTAL	U K	5,809	168	821	6,798	R U	TOTAL DE MARCHANDISE PROFILS DE CONSTRUCT.
	DENMK	3,238	10,381		13,619	DANMK	
	GER	7,353	969	14	8,336	ALL	
	GREEK	66	601		667	GRECQ	
	NETH	174			174	P. BAS	
	SWEDN	18			18	SUEDE	
	LIBER	8,720	1,483		10,203	LIBER	
	PANAM		1,550		1,550	PANAM	
	OTHER	2,831	3,690	7,793	14,314	AUTRE	
	COMMODITY TOTAL		28,209	18,842	8,628	55,679	

TABLE 2. CARGOES UNLOADED AT CANADIAN PORTS FROM FOREIGN COUNTRIES IN 1975.

TABLEAU 2. MARCHANDISES DECHARGEES DANS LES PORTS CANADIENS EN PROVENANCE DE PAYS ETRANGERS EN 1975.

COUNTRY OF ORIGIN AND KIND OF CARGO	REGISTRY OF VESSEL	ATLANTIC ATLANTIQUE	GREAT LAKES GRANDS LACS	PACIFIC PACIFIQUE	TOTAL TOTAL	IMMATIC. DU NAVIRE	PAYS D'ORIGINE ET MARCHANDISE	
BELGIUM-LUXEMB CGNT. RAILS & TRACK MATERIAL	U K		76		76	R U	BELGIQUE-LUX. SUITE	
	DENMK	368			368	DANMK	RAILS, MAT. VOIE FERREE	
	GER	3,240			3,240	ALL		
	LIBER		90		90	LIBER		
	CTHER				147	AUTRE		
COMMODITY TOTAL		3,608	166	147	3,921		TOTAL DE MARCHANDISE	
PIPES, TUBES: IRON, STEEL	U K	1,780	207	56	2,043	R U	TUYAUX, TUBES: FER, ACIER	
	DENMK	2,243			2,243	DANMK		
	GER	1,523	12	3	1,538	ALL		
	GREEK			356	356	GRECC		
	SWEDN	24			24	SUEDE		
	LIBER	821	39		860	LIBER		
	PANAM		20		20	PANAM		
	CTHER	1,812	1,036	3,209	6,057	AUTRE		
COMMODITY TOTAL		8,203	1,314	3,624	13,141		TOTAL DE MARCHANDISE	
WIRE	U K			553	553	R U	FIL METALLIQUE	
	GER	7		1	8	ALL		
	GREEK		80		80	GRECC		
	CTHER				5	AUTRE		
COMMODITY TOTAL		7	80	559	646		TOTAL DE MARCHANDISE	
ALUMINUM	GER			10	10	ALL	ALUMINIUM	
	CTHER			5	5	AUTRE		
				15	15		TOTAL DE MARCHANDISE	
NON-FERROUS METALS NES METAL FAB. BASIC PROD.	GER		2		2	ALL	METAUX NON-FERREUX NOA	
	U K			4	4	R U	OUVR. DE BASE EN METAL	
	GER		95	68	163	ALL		
	GREEK		367		367	GRECC		
	SWEDN	12			12	SUEDE		
	LIBER			7	7	LIBER		
	CTHER		42	44	86	AUTRE		
	COMMODITY TOTAL		12	504	123	639		TOTAL DE MARCHANDISE
	GLASS BASIC PRODUCTS	GER		5		5	ALL	OUVR. DE BASE EN VERRE
		GREEK			18	18	GRECC	
NORW		10			10	NORV		
LIBER				118	118	LIBER		
CTHER				159	170	AUTRE		
COMMODITY TOTAL		11	5	420	446		TOTAL DE MARCHANDISE	
ASBESTOS BASIC PRCD.	NORW			6	6	NORV	OUVR. DE BASE AMIANTE	
	LIBER			6	6	LIBER		
	CTHER			217	217	AUTRE		
					229		TOTAL DE MARCHANDISE	
CEMENT BASIC PRDD. NON-MET. MIN. BASIC PROD. MISC. FABRICATED PRDD. TRACTORS	GER		20		20	ALL	OUVR. DE BASE CIMENT	
	GREEK	10			10	GRECC	PROD. MIN. NON-MET. BASE	
	CTHER	532			532	AUTRE	OUVRAGES DIVERS	
	GER	22		3	25	ALL	TRACTEURS	
	NORW	97			97	NORV		
	SWEDN	41			41	SUEDE		
	LIBER		282		282	LIBER		
	OTHER	8,467		23	8,490	AUTRE		
	COMMODITY TOTAL		8,627	282	26	8,935		TOTAL DE MARCHANDISE
	MACHINERY NES	DENMK	213			213	DANMK	MACHINES NOA
GER		88	5	199	292	ALL		
NETH		98			98	P. BAS		
NORW				1	1	NORV		
SWEDN		358			358	SUEDE		
LIBER			53	305	358	LIBER		
PANAM			8		8	PANAM		
CTHER		28	578	337	943	AUTRE		
COMMODITY TOTAL			785	644	842	2,271		TOTAL DE MARCHANDISE
PASS. AUTOS AND CHASSIS		U K		3		3	R U	VOITURES PART., CHASSIS
	DENMK	372			372	DANMK		
	GER	18			18	ALL		
	GREEK	2	198	3	203	GRECC		
	NETH	5			5	P. BAS		
	NORW	8			8	NORV		
	SWEDN	695			695	SUEDE		
	LIBER		237		237	LIBER		
	PANAM		3		3	PANAM		
	CTHER	58	180	2	240	AUTRE		
COMMODITY TOTAL		1,158	621	6	1,785		TOTAL DE MARCHANDISE	
MOTOR VEHICLE ENGINES	NETH	6			6	P. BAS	MOTEURS DE VEH. AUTOM.	
	SWEDN	4			4	SUEDE		
COMMODITY TOTAL		10			10		TOTAL DE MARCHANDISE	
ROAD MOTOR VEH. NES	DENMK	9			9	DANMK	VEH. AUTOM. ROUTIERS NOA	
	SWEDN	126			126	SUEDE		
COMMODITY TOTAL		135			135		TOTAL DE MARCHANDISE	
SHIPS, AIRCRAFT, MIS. VEH	GREEK		45		45	GRECC	NAVIRES, AVIONS, VEH. DIV	
	LIBER		3		3	LIBER		
COMMODITY TOTAL			48		48		TOTAL DE MARCHANDISE	
RUBBER TIRES AND TUBES EQUIPMENT MISC.	DENMK	74			74	DANMK	PNEUS, CHAMBRES A AIR	
	U K			22	22	R U	MATERIEL DIVERS	
	DENMK	23			23	DANMK		
	GER	3	25	87	115	ALL		
	SWEDN	120			120	SUEDE		
	CTHER	9	19	61	89	AUTRE		
COMMODITY TOTAL		155	44	170	369		TOTAL DE MARCHANDISE	

TABLE 2. CARGOES UNLOADED AT CANADIAN PORTS FROM FOREIGN COUNTRIES IN 1975.

TABLEAU 2. MARCHANDISES DECHARGEES DANS LES PORTS CANADIENS EN PROVENANCE DE PAYS ETRANGERS EN 1975.

COUNTRY OF ORIGIN AND KIND OF CARGO	REGISTRY OF VESSEL	ATLANTIC ATLANTIQUE	GREAT LAKES GRANDS LACS	PACIFIC PACIFIQUE	TOTAL TOTAL	IMMATIC. OU NAVIRE	PAYS D'ORIGINE ET MARCHANDISE
BELGIUM-LUXEMB. CONT. PERSONAL, HSEHOLD GOODS	DENMK	2			2	DANMK	BELGIQUE-LUX. SUITE ART. PERS. ET MENAGERS
	GER	8	11	8	27	ALL	
	GREEK	1			1	GRECC	
	NETH	34			34	P.BAS	
	NORW	1			1	NORV	
	SWEDN	196			196	SUEDE	
	CTHER	3		2	5	AUTRE	
COMMODITY TOTAL CONTAINERS, CLOSURES		245	11	10	266		TOTAL DE MARCHANDISE CONTENEURS, FERMETURES
	DENMK		93		93	DANMK	
	GER	416		4	420	ALL	
	GREEK		2		2	GRECC	
	OTHER			44	44	AUTRE	
COMMODITY TOTAL MISC. END PRODUCTS NES		416	95	48	559		TOTAL DE MARCHANDISE PRODUITS FINIS DIV. NDA
	GER			14	14	ALL	
	GREEK		7		7	GRECC	
	NORW	4			4	NORV	
	LIBER			1	1	LIBER	
	CTHER	4			4	AUTRE	
COMMODITY TOTAL GENERAL CARGO		8	7	15	30		TOTAL DE MARCHANDISE MARCHANDISES DIVERSES
	U K		5,345		5,345	R U	
	DENMK	825	11,180		12,005	DANMK	
	GER	16	39	6	61	ALL	
	GREEK	1			1	GRECC	
	NETH	80			80	P.BAS	
	SWEDN	148			148	SUEDE	
	LIBER		14	2	16	LIBER	
	CTHER	12	12		24	AUTRE	
COMMODITY TOTAL CONTAINERIZED FREIGHT		1,082	16,590	8	17,680		TOTAL DE MARCHANDISE FRET CONTENEURESE
	U K	194,922		1,926	196,848	R U	
	DENMK	89,071		2,334	91,405	DANMK	
	GER	82,493	1,336		83,829	ALL	
	GREEK	217	461		678	GRECC	
	NETH	3,297			3,297	P.BAS	
	SWEDN	10,777		6,161	16,938	SUEDE	
	LIBER		3,484		3,484	LIBER	
	CTHER	74,627	2,600		77,227	AUTRE	
COMMODITY TOTAL		455,404	7,881	10,421	473,706		TOTAL DE MARCHANDISE
COUNTRY/REGION TOTAL		672,718*	73,871*	33,177*	779,766*		TOTAL DE PAYS/REGION
DENMARK							DANEMARK
FISH, FRESH OR FROZEN	NORW	1			1	NORV	POISSON, FRAIS OU CONG.
SHELL FISH, NES	CTHER	11			11	AUTRE	MOLLUSQUES CRUST., NDA
CHEESE	CTHER	2			2	AUTRE	FROMAGE
CRUDE NON-MET. MIN. NES	GER	1,870			1,870	ALL	MIN. NON-MET. BRUTS NDA
	OTHER	2,041			2,041	AUTRE	
COMMODITY TOTAL MACHINERY NES		3,911			3,911		TOTAL DE MARCHANDISE MACHINES NDA
	GER	1,876			1,876	ALL	
	OTHER		50		50	AUTRE	
COMMODITY TOTAL MOTOR VEHICLE ENGINES SHIPS, AIRCRAFT, MIS. VEH		1,876	50		1,926		TOTAL DE MARCHANDISE MOTEURS DE VEH. AUTOM. NAVIRES, AVIONS, VEH. DIV
	LIBER	731			731	LIBER	
	SWEDN			15	15	SUEDE	
	U K			785	785	R U	
	DENMK			822	822	DANMK	
	SWEDN			3,063	3,063	SUEDE	
COMMODITY TOTAL				4,670	4,670		TOTAL DE MARCHANDISE
COUNTRY/REGION TOTAL		6,532*	50*	4,685*	11,267*		TOTAL DE PAYS/REGION
FINLAND							FINLANDE
BAKERY PROD. INC. FROZEN	CTHER			6	6	AUTRE	PROD. BOUL., PROD. CONG.
BOLTS, ROUND TIMBER	SWEON	3,101			3,101	SUEDE	BILLOTS, BOIS RONDS
RUBBER FAB. MATERIALS	OTHER			53	53	AUTRE	DEMI-PROD. CAOUTCHOUC
VENEER, PLYWOOD	CTHER			70	70	AUTRE	PLACAGES, CONTRE-PLAQ.
SULPHURIC ACID	NORW	15,615			15,615	NORV	ACIDE SULFURIQUE
PLATE & SHEET STEEL	CTHER			64	64	AUTRE	TOLES, FEUILLES D'ACIER
PASS. AUTOS AND CHASSIS	CTHER			1	1	AUTRE	VOITURES PART., CHASSIS
SHIPS, AIRCRAFT, MIS. VEH	GREEK			3	3	GRECC	NAVIRES, AVIONS, VEH. DIV
	OTHER			9	9	AUTRE	
COMMODITY TOTAL EQUIPMENT MISC. PERSONAL, HSEHOLD GOODS GENERAL CARGO				12	12		TOTAL DE MARCHANDISE MATERIEL DIVERS ART. PERS. ET MENAGERS MARCHANDISES DIVERSES
	CTHER			20	20	AUTRE	
	CTHER			2	2	AUTRE	
	LIBER	443			443	LIBER	
COUNTRY/REGION TOTAL		19,159*	*	228*	19,387*		TOTAL DE PAYS/REGION
FRANCE-ATLANT.							FRANCE-ATLANT.
CATTLE	NETH	85			85	P.BAS	BOVINS
CHEESE	GER	2	2		4	ALL	FROMAGE
APPLES	PANAM	330			330	PANAM	POMMES
	CTHER	610			610	AUTRE	
COMMODITY TOTAL FRUITS, PREP. CANNED		940			940		TOTAL DE MARCHANDISE FRUITS PREP. EN BOUTE
	GER	2			2	ALL	

TABLE 2. CARGOES UNLOADED AT CANADIAN PORTS FROM FOREIGN COUNTRIES IN 1975.

TABLEAU 2. MARCHANDISES DECHARGÉES DANS LES PORTS CANADIENS EN PROVENANCE DE PAYS ÉTRANGERS EN 1975.

COUNTRY OF ORIGIN AND KIND OF CARGO	REGISTRY OF VESSEL	ATLANTIC ATLANTIQUE	GREAT LAKES GRANDS LACS	PACIFIC PACIFIQUE	TOTAL TOTAL	IMMATIC. DU NAVIRE	PAYS D'ORIGINE ET MARCHANDISE
FRANCE-ATLANT. CCNT. MOLASSES, CRUDE MISC. FOOD PREP. NES	NORW GER LIBER CTHER	7,862				NORV ALL LIBER AUTRE	FRANCE-ATLANT. SUITE MELASSE, BRUTE DIV. PREP. ALIM. NDA
COMMODITY TOTAL WINES							TOTAL DE MARCHANDISE VINS
DIST. ALCOHOLIC BEV.	GER NORW LIBER CTHER	7	9			ALL ALL NORV LIBER AUTRE	BOISS. ALCOOL. DIST.
COMMODITY TOTAL MANGANESE ORE							TOTAL DE MARCHANDISE MINÉRAI DE MANGANESE
RUBBER FAB. MATERIALS	GER CTHER	2,800		90		ALL ALL AUTRE	DEMI-PROD. CAOUTCHOUC
INORGANIC CHEMS. NES	CTHER	1,023					PROD. CHIM. INORG. NDA
ORGANIC CHEMICALS NES	CTHER	909	400				PROD. CHIM. ORGAN. NDA
FERTILIZERS NES	GREEK	17,559				GRECO	ENGRAIS CHIMIQUE NDA
SYNTHETIC RUBBER	GER			3		ALL	CAOUTCHOUC SYNTHÉTIQUE
FERRO-ALLCYS	DENMK	2,158				DANMK	FERRO-ALLIAGES
PRIMARY IRON, STEEL NES	U K LIBER	935 2,273				R U LIBER	FER, ACIER PRIMAIR. NDA
COMMODITY TOTAL CASTINGS, FORGINGS							TOTAL DE MARCHANDISE MOUL. PIÈCES FORGÉES
BAR AND RODS, STEEL	U K U K LIBER	932 1,038 4,357	10,396			R U R U LIBER	BARRES ET TIGES ACIER
COMMODITY TOTAL PLATE & SHEET STEEL							TOTAL DE MARCHANDISE TOLES, FEUILLES D'ACIER
STRUCTURAL SHAPES	U K U K GER	1,971 1,965		46		R U R U ALL	PROFILES DE CONSTRUCT.
	SWEDN LIBER CTHER	150 5,322 219				SUEDE LIBER AUTRE	
COMMODITY TOTAL PIPES, TUBES: IRON, STEEL							TOTAL DE MARCHANDISE TUYAUX, TUBES: FER, ACIER
WIRE	U K U K	1,970 934				R U R U	FIL MÉTALLIQUE
ALUMINUM	GER OTHER	12 12	77			ALL AUTRE	ALUMINIUM
COMMODITY TOTAL METAL FAB. BASIC PROD.							TOTAL DE MARCHANDISE OUVR. DE BASE EN MÉTAL
	GER LIBER CTHER					5 5 3 13	
COMMODITY TOTAL GLASS BASIC PRODUCTS							TOTAL DE MARCHANDISE OUVR. DE BASE EN VERRE
NON-MET. MIN. BASIC PROD	GER CTHER		1			ALL AUTRE	PROD. MIN. NON-MET. BASE
TRACTORS	U K	782				R U	TRACTEURS
MACHINERY NES	GER NORW SWEDN LIBER PANAM OTHER	313 3,724 2 1,383		16		ALL NORV SUEDE LIBER PANAM AUTRE	MACHINES NDA
COMMODITY TOTAL PASS. AUTOS AND CHASSIS							TOTAL DE MARCHANDISE VOITURES PART., CHASSIS
	U K SWEDN LIBER CTHER	5,350 1,157	16	175		R U SUEDE LIBER AUTRE	
COMMODITY TOTAL MOTOR VEHICLE ENGINES							TOTAL DE MARCHANDISE MOTEURS DE VEH. AUTOM.
	GER SWEDN LIBER OTHER	777 45 30				3 3 1 30	
COMMODITY TOTAL ROAD MOTOR VEH. NES							TOTAL DE MARCHANDISE VEH. AUTOM. ROUTIERS NDA
	GER NETH	75 116	5			ALL P. BAS	
COMMODITY TOTAL SHIPS, AIRCRAFT, MIS. VEH							TOTAL DE MARCHANDISE NAVIRES, AVIONS, VEH. DIV
	GER LIBER OTHER		5			ALL LIBER AUTRE	
COMMODITY TOTAL RUBBER TIRES AND TUBES							TOTAL DE MARCHANDISE PNEUS, CHAMBRES À AIR
	GER NORW LIBER OTHER					ALL NORV LIBER AUTRE	
COMMODITY TOTAL EQUIPMENT MISC.							TOTAL DE MARCHANDISE MATÉRIEL DIVERS
	GER SWEDN CTHER	25	1			ALL SUEDE AUTRE	
COMMODITY TOTAL PERSONAL, HOUSEHOLD GOODS							TOTAL DE MARCHANDISE ART. PERS. ET MENAGERS
	GER LIBER CTHER	25	1			ALL LIBER AUTRE	
COMMODITY TOTAL CONTAINERS, CLOSURES							TOTAL DE MARCHANDISE CONTENEURS, FERMETURES
	NORW CTHER	2	6			NORV AUTRE	
COMMODITY TOTAL GENERAL CARGO							TOTAL DE MARCHANDISE MARCHANDISES DIVERSES
	GER SWEDN	2 87				5 13 57	

TABLE 2. CARGOES UNLOADED AT CANADIAN PORTS FROM FOREIGN COUNTRIES IN 1975.

TABLEAU 2. MARCHANDISES DÉCHARGÉES DANS LES PORTS CANADIENS EN PROVENANCE DE PAYS ÉTRANGERS EN 1975.

COUNTRY OF ORIGIN AND KIND OF CARGO	REGISTRY OF VESSEL	ATLANTIC ATLANTIQUE	GREAT LAKES GRANDS LACS	PACIFIC PACIFIQUE	TOTAL TOTAL	IMMATIC. DU NAVIRE	PAYS D'ORIGINE ET MARCHANDISE
FRANCE-ATLANT. CONT.							FRANCE-ATLANT. SUITE
	OTHER	37			37	AUTRE	
COMMODITY TOTAL		136			136		TOTAL DE MARCHANDISE
CONTAINERIZED FREIGHT	U K	42,029		100	42,129	R U	FRET CONTENEURESE
	DENMK			132	132	DANMK	
	GER	903	790		1,693	ALL	
	NETH	754			754	P.BAS	
	SWEOM	9,949	159	778	10,886	SUEDE	
	LIBER	406			406	LIBER	
COMMODITY TOTAL	CTHER	7,385	108		7,493	AUTRE	
		61,426	1,057	1,010	63,493		TOTAL DE MARCHANDISE
COUNTRY/REGION TOTAL		130,705*	12,016*	5,067*	147,788*		TOTAL DE PAYS/REGION
FRANCE-MEDITER							FRANCE-MEDITER
SHELL FISH, NES	PANAM	5			5	PANAM	MOLLUSQUES CRUST., NDA
SPICES	PANAM		3		3	PANAM	EPICES
MISC. FOOD PREP. NES	LIBER			8	8	LIBER	DIV. PREP. ALIM. NDA
WINES	LIBER			55	55	LIBER	VINS
SEEDS FOR SOWING NES	PANAM	10			10	PANAM	GRAINES DE SEMENCE NDA
NURSERY, GREENHOUSE STOCK	PANAM		4		4	PANAM	PROD. PÉPINIERE, SERRE
VEG. OILS, FATS NES	PANAM		5		5	PANAM	HUIL. MAT. GRAS. VEG. NDA
ORGANIC CHEMICALS NES	NORW	1,640			1,640	NORV	PROD. CHIM. ORGAN. NDA
METAL FAB. BASIC PROD.	PANAM		4		4	PANAM	OUVR. DE BASE EN METAL
NON-MET. MIN. BASIC PROD.	LIBER			24	24	LIBER	PROD. MIN. NON-MET. BASE
MACHINERY NES	PANAM	147	80		227	PANAM	MACHINES, NON-
EQUIPMENT MISC.	GER	507			507	ALL	MATERIEL DIVERS
	ITALY	2			2	ITAL	
	LIBER			18	18	LIBER	
	PANAM		5		5	PANAM	
COMMODITY TOTAL		509	5	18	532		TOTAL DE MARCHANDISE
PERSONAL, HOUSEHOLD GOODS	LIBER			6	6	LIBER	ART. PERS. ET MENAGERS
	PANAM	61	42		103	PANAM	
COMMODITY TOTAL		61	42	6	109		TOTAL DE MARCHANDISE
GENERAL CARGO	PANAM	19	7		26	PANAM	MARCHANDISES DIVERSES
CONTAINERIZED FREIGHT	GER	8,576			8,576	ALL	FRET CONTENEURESE
	ITALY	4,475			4,475	ITAL	
	LIBER	3,425		343	3,768	LIBER	
	CTHER	9,094			9,094	AUTRE	
COMMODITY TOTAL		25,570		343	25,913		TOTAL DE MARCHANDISE
COUNTRY/REGION TOTAL		27,961*	150*	454*	28,565*		TOTAL DE PAYS/REGION
GERMANY WEST							ALLEMAGNE O.
FISH, FRESH OR FROZEN	GER	10	13		23	ALL	POISSON, FRAIS OU CONG.
FISH, SALTED OR CURED	GER	26	8		34	ALL	POISSON, SALE OU FUME
FISH, CANNED	GER			6	6	ALL	POISSON EN BOITES
LOBSTER	CTHER	7			7	AUTRE	HOMARD
SHELL FISH, NES	GER	2			2	ALL	MOLLUSQUES CRUST., NDA
CHEESE	GER	75	39	12	126	ALL	FROMAGE
	OTHER	2	10		12	AUTRE	
COMMODITY TOTAL		77	49	12	138		TOTAL DE MARCHANDISE
DAIRY PROD. EGGS, HONEY	GER		12		12	ALL	PROD. LAIT., OEUFS, MIEL
CORN MEAL AND FLOUR	GREEK			2	2	GRECQ	SEMOULE, FARINE DE MAIS
MACARONI, CEREAL PROD.	GER		188		188	ALL	PATES ALIM. PROD. CEREAL
FRESH FRUITS, BERRIES	CTHER			18	18	AUTRE	FRUITS, BAIES FRAIS
FRUIT, PRES. NOT CANNED	CTHER			2	2	AUTRE	CONS. FRUITS NON BOITE
FRUITS, PREP. CANNED	GER		1		1	ALL	FRUITS PREP. EN BOITE
VEGETABLES, FRESH	GER		13		13	ALL	LEGUMES, FRAIS
VEGETABLES, DRIED	OTHER		4		4	AUTRE	LEGUMES, SECS
VEGETABLE PREP. NES	CTHER		30		30	AUTRE	PREP. DE LEGUMES NDA
RAW SUGAR	CTHER	16			16	AUTRE	SUCRE BRUT
SUGAR, NES	CTHER	38			38	AUTRE	SUCRE, NDA
SUGAR PREPARATIONS	GER	46			46	ALL	PREP. A BASE DE SUCRE
	CTHER		1		1	AUTRE	
COMMODITY TOTAL		46	1		47		TOTAL DE MARCHANDISE
COCOA AND CHOCOLATE	GER			2	2	ALL	CACAO ET CHOCOLAT
	CTHER			7	7	AUTRE	
COMMODITY TOTAL				9	9		TOTAL DE MARCHANDISE
TEA	CTHER	98	16		114	AUTRE	THE
SAUSAGE SKINS, CASINGS	CTHER			774	774	AUTRE	BOYAUX A SAUCISSES
MISC. FOOD PREP. NES	GER	2	1		178	ALL	DIV. PREP. ALIM. NDA
	NORW			3	3	NORV	
	LIBER			35	35	LIBER	
	CTHER	95	87		195	AUTRE	
COMMODITY TOTAL		97	88		414		TOTAL DE MARCHANDISE
NON-ALCOHOLIC BEVERAGE	GREEK			20	20	GRECQ	BOISSONS NON-ALCOOLIQ.
ALE, BEER, STOUT, PORTER	GER		897		897	ALL	ALE, BIERE, STOUT, PORTER
	OTHER		105		105	AUTRE	
COMMODITY TOTAL			1,002		1,002		TOTAL DE MARCHANDISE
WINES	DENMK	9			9	DANMK	VINS
	GER	3	666		669	ALL	
	NETH	11			11	P.BAS	
	CTHER	121			121	AUTRE	
COMMODITY TOTAL		144	666		810		TOTAL DE MARCHANDISE

TABLE 2. CARGOES UNLOADED AT CANADIAN PORTS FROM FOREIGN COUNTRIES IN 1975.

TABLEAU 2. MARCHANDISES DECHARGEES DANS LES PORTS CANADIENS EN PROVENANCE DE PAYS ETRANGERS EN 1975.

COUNTRY OF ORIGIN AND KIND OF CARGO	REGISTRY OF VESSEL	ATLANTIC ATLANTIQUE	GREAT LAKES GRANDS LACS	PACIFIC PACIFIQUE	TOTAL TOTAL	IMMATIC. DU NAVIRE	PAYS D'ORIGINE ET MARCHANDISE
GERMANY WEST CCNT. DIST. ALCOHOLIC BEV.	GER NORW LIBER CTHER		752	656 63 369 472	1,408 63 369 472	ALL NORV LIBER AUTRE	ALLEMAGNE O. SUITE BOISS. ALCOOL. DIST.
COMMODITY TOTAL CRUDE VEG. PROD. NES	GER CTHER		752 2	1,560	2,312 2	ALL AUTRE	TOTAL DE MARCHANDISE PR. BRUTS ORIG. VEG. NDA
COMMODITY TOTAL TEXTILE FIBRES NES	SWEDN CTHER	17 17	2		19 13 84	SUEDE AUTRE	TOTAL DE MARCHANDISE FIBRES TEXTILES NDA
COMMODITY TOTAL ALUMINA, BAUXITE ORES ORES AND CONC. NES	CTHER CTHER	27,751 19			27,751 19	AUTRE AUTRE	TOTAL DE MARCHANDISE MINERAIS ALUMINE, BAUX. MINERAIS ET CONC. NDA
RUBBER FAB. MATERIALS LUMBER AND TIMBER	GER GER CTHER	16	8		24 1 50	ALL ALL AUTRE	DEMI-PROD. CAOUTCHOUC BOIS D'OEUVRE ET CHAPP.
COMMODITY TOTAL SAWMILL PRODUCTS NES VENEER, PLYWOOD	GER GER OTHER		50 50	1	51 6 41	ALL ALL AUTRE	TOTAL DE MARCHANDISE SCIAGES NOA PLACAGES, CONTRE-PLAQ.
COMMODITY TOTAL COOPERAGE STOCK	GER LIBER	41 8			49 26 23	ALL ALL LIBER	TOTAL DE MARCHANDISE DEMI-PROD. TONNELLERIE
COMMODITY TOTAL WOOD FAB. MATERIALS	GER CTHER				49 49 2	ALL ALL AUTRE	TOTAL DE MARCHANDISE DEMI-PRODUITS EN BOIS
COMMODITY TOTAL PAPER NES	GER CTHER	12 12			63 22 4	ALL ALL AUTRE	TOTAL DE MARCHANDISE PAPIER NDA
COMMODITY TOTAL PAPERBOARD BLDG. PAPER AND BOARD	CTHER GER LIBER CTHER		103 92		26 103 97 5	AUTRE ALL ALL LIBER AUTRE	TOTAL DE MARCHANDISE CARTON PLAQ. CONSTR., PAP./CART.
COMMODITY TOTAL CORDAGE, TWINE, ROPE JUTE WOVEN FABRICS TEXTILE FAB. MTL NES	CTHER CTHER GER SWEDN LIBER CTHER	5 5	178 270	1 6	179 281 1,622 5	ALL ALL AUTRE AUTRE	TOTAL DE MARCHANDISE CORDAGE, FICELLE, CORD TISSUS DE JUTE DUVR. EN MAT. TEXT. NDA
COMMODITY TOTAL OILS, FATS, WAXES NES METALLIC SALTS INORGANIC CHEMS. NES	CTHER CTHER GER NORW CTHER	500 553	90 102 4	11 16 14	601 671 18	ALL AUTRE ALL NORV AUTRE	TOTAL DE MARCHANDISE HUIL. MAT. GRAS. CIRE NDA SELS METALLIQUES PROD. CHIM. INDRG. NDA
COMMODITY TOTAL ORGANIC CHEMICALS NES	GER LIBER CTHER	63 20,597 56	47 52	45 75	155 20,610 183	ALL NORV AUTRE	TOTAL DE MARCHANDISE PROD. CHIM. ORGAN. NDA
COMMODITY TOTAL FERTILIZERS NES AGRICULTURAL CHEMICALS	GER GER CTHER	179 322	552 606	3 520	734 1,448 14	ALL LIBER AUTRE	TOTAL DE MARCHANDISE ENGRAIS CHIMIQUE NDA PROD. CHIM. AGRICOLES
COMMODITY TOTAL SYNTHETIC RUBBER PLASTIC MATERIALS	GER GER CTHER		1 15	7	1 15 10	ALL ALL AUTRE	TOTAL DE MARCHANDISE CAOUTCHOUC SYNTHETIQUE MATIERES PLASTIQUES
COMMODITY TOTAL DYESTUFF, PIGMENT, PAINT	CTHER GER LIBER	7 53 60		3 72 75	125 135 18	ALL ALL LIBER	TOTAL DE MARCHANDISE MAT. COLOR. PIG. PEINTURE
COMMODITY TOTAL CHEM. SPECIALTIES NES	GER GREEK CTHER		18	2	20 85 3	ALL GREEK AUTRE	TOTAL DE MARCHANDISE PROD. CHIM. SPECIAUX NOA
COMMODITY TOTAL COKE	GER GREEK ITALY SWEDN	8 8	5,803 3,000 5,813		97 105 5,803 3,000 5,813	ALL GREEK ITAL SUEDE	TOTAL DE MARCHANDISE COKE
COMMODITY TOTAL COAL TAR, PITCH FERRO-ALLOYS PRIMARY IRON, STEEL NES	NORW CTHER GER SWEDN CTHER		140	1	140 17 104 395	NORV AUTRE ALL SUEDE AUTRE	TOTAL DE MARCHANDISE GOUDRON, BRAI DE BOUIL. FERRO-ALLIAGES FER, ACIER PRIMAIR. NOA
COMMODITY TOTAL CASTINGS, FORGINGS	GER CTHER	516 129	1	137	654 129 180	ALL ALL AUTRE	TOTAL DE MARCHANDISE MOUL. PIECES FORGEES
COMMODITY TOTAL BARS AND RODS, STEEL	GER SWEDN CTHER	129			309 1,418 98	ALL SUEDE AUTRE	TOTAL DE MARCHANDISE BARRS ET TIGES ACIER
COMMODITY TOTAL PLATE & SHEET STEEL	GER SWEDN U K SWEDN	59 96 155	39 289 328	65	454 1,970 9	ALL SUEDE R U SUEDE	TOTAL DE MARCHANDISE TOLES, FEUILLES D'ACIER

TABLE 2. CARGOES UNLOADED AT CANADIAN PORTS FROM FOREIGN COUNTRIES IN 1975.

TABLEAU 2. MARCHANDISES DECHARGÉES DANS LES PORTS CANADIENS EN PROVENANCE DE PAYS ÉTRANGERS EN 1975.

COUNTRY OF ORIGIN AND KIND OF CARGO	REGISTRY OF VESSEL	ATLANTIC ATLANTIQUE	GREAT LAKES GRANDS LACS	PACIFIC PACIFIQUE	TOTAL TOTAL	IMMATIC. DU NAVIRE	PAYS D'ORIGINE ET MARCHANDISE
GERMANY WEST CCNT.	CTHER	845	85		930	AUTRE	ALLEMAGNE O. SUITE
COMMODITY TOTAL		960	85	9	1,054		TOTAL DE MARCHANDISE
STRUCTURAL SHAPES	DENMK	164			164	DANMK	PROFILES DE CONSTRUCT.
	GER	16	26	2,111	2,153	ALL	
	NETH	176			176	P.BAS	
	NORW			31	31	NORV	
	SWEDN	650			650	SUEDE	
	LIBER			2	2	LIBER	
	CTHER	1,427	210	305	1,942	AUTRE	
COMMODITY TOTAL		2,433	236	2,449	5,118		TOTAL DE MARCHANDISE
RAILS & TRACK MATERIAL	GER	48		1,794	1,842	ALL	RAILS, MAT. VOIE FERREE
	OTHER	6			6	AUTRE	
COMMODITY TOTAL		54		1,794	1,848		TOTAL DE MARCHANDISE
PIPES, TUBES: IRON, STEEL	U K			110	110	R U	TUYAUX, TUBES: FER, ACIER
	GER	22	58	2,080	2,160	ALL	
	NETH	15			15	P.BAS	
	SWEDN	48		22	70	SUEDE	
	CTHER	4	388	337	729	AUTRE	
COMMODITY TOTAL		89	446	2,549	3,084		TOTAL DE MARCHANDISE
WIRE	GER	9	9		18	ALL	FIL METALLIQUE
	LIBER			1	1	LIBER	
	CTHER	57	13	12	82	AUTRE	
COMMODITY TOTAL		66	22	13	101		TOTAL DE MARCHANDISE
ALUMINIUM	GER		506	1	507	ALL	ALUMINIUM
	LIBER			3	3	LIBER	
	OTHER	119	107		226	AUTRE	
COMMODITY TOTAL		119	613	4	736		TOTAL DE MARCHANDISE
COPPER AND ALLOYS	GER	80	222	2	304	ALL	CUIVRE ET ALLIAGES
	NETH	8			8	P.BAS	
	LIBER			28	28	LIBER	
	CTHER	73	31	13	117	AUTRE	
COMMODITY TOTAL		161	253	43	457		TOTAL DE MARCHANDISE
NICKEL AND ALLOYS	OTHER	1			1	AUTRE	NICKEL ET ALLIAGES
NON-FERROUS METALS NES	GER	3	17		20	ALL	METAUX NON-FERREUX NDA
	OTHER	16		238	254	AUTRE	
COMMODITY TOTAL		19	17	238	274		TOTAL DE MARCHANDISE
METAL FAB. BASIC PROD.	U K			66	66	R U	OUVR. DE BASE EN METAL
	GER	15	160	106	281	ALL	
	NETH	1			1	P.BAS	
	NORW			109	109	NORV	
	SWEDN	112	23	22	157	SUEDE	
	LIBER			10	10	LIBER	
	CTHER	531	477	186	1,194	AUTRE	
COMMODITY TOTAL		659	660	499	1,818		TOTAL DE MARCHANDISE
BRICKS, TILES NES	GER		100	447	547	ALL	BRIQUES, TILES NDA
	SWEDN	3			3	SUEDE	
	CTHER	663	301	181	1,145	AUTRE	
COMMODITY TOTAL		666	401	628	1,695		TOTAL DE MARCHANDISE
GLASS BASIC PRODUCTS	GER	9	23	216	248	ALL	OUVR. DE BASE EN VERRE
	NORW			8	8	NORV	
	SWEDN	9	9		18	SUEDE	
	LIBER			41	41	LIBER	
	CTHER	190	265	118	573	AUTRE	
COMMODITY TOTAL		208	297	383	888		TOTAL DE MARCHANDISE
ASBESTOS BASIC PROD.	GREEK			7	7	GRECQ	OUVR. DE BASE AMIANTE
NON-MET. MIN. BASIC PROD.	GER			52	52	ALL	PROD. MIN. NON-MET. BASE
	NETH	6			6	P.BAS	
	LIBER			20	20	LIBER	
	OTHER	1,269	58		1,327	AUTRE	
COMMODITY TOTAL		1,275	58	72	1,405		TOTAL DE MARCHANDISE
MISC. FABRICATED PROD.	GER	3	15	171	189	ALL	OUVRAGES DIVERS
	CTHER	54		86	140	AUTRE	
COMMODITY TOTAL		57	15	257	329		TOTAL DE MARCHANDISE
TRACTORS	GER	3	53	37	93	ALL	TRACTEURS
	SWEDN		8		8	SUEDE	
	OTHER	135	658	49	842	AUTRE	
COMMODITY TOTAL		138	719	86	943		TOTAL DE MARCHANDISE
MACHINERY NES	U K			1	1	R U	MACHINES NDA
	DENMK	55			55	DANMK	
	GER	903	1,682	2,478	5,063	ALL	
	NETH	113			113	P.BAS	
	NORW			2	2	NORV	
	SWEDN	1,992	154	170	2,316	SUEDE	
	LIBER			574	574	LIBER	
	CTHER	7,078	8,504	1,133	16,715	AUTRE	
COMMODITY TOTAL		10,141	10,340	4,358	24,839		TOTAL DE MARCHANDISE
RAILWAY ROLLING STOCK	GER	2			2	ALL	MAT. ROUL. DE CH. DE FER
PASS. AUTOS AND CHASSIS	U K	5,465		4	5,469	R U	VOITURES PART., CHASSIS
	DENMK	923			923	DANMK	
	GER	2,326	4		2,330	ALL	
	GREEK			6	6	GRECQ	
	NORW	11,239			11,239	NORV	
	SWEDN	950	377	1,195	2,522	SUEDE	
	LIBER	2,675			2,675	LIBER	
	CTHER	429	2	104	535	AUTRE	
COMMODITY TOTAL		24,007	383	1,309	25,699		TOTAL DE MARCHANDISE

TABLE 2. CARGOES UNLOADED AT CANADIAN PORTS FROM FOREIGN COUNTRIES IN 1975.

TABLEAU 2. MARCHANDISES DECHARGEES DANS LES PORTS CANADIENS EN PROVENANCE DE PAYS ETRANGERS EN 1975.

COUNTRY OF ORIGIN AND KIND OF CARGO	REGISTRY OF VESSEL	ATLANTIC ATLANTIQUE	GREAT LAKES GRANDS LACS	PACIFIC PACIFIQUE	TOTAL TOTAL	IMMATIC. DU NAVIRE	PAYS D'ORIGINE ET MARCHANDISE
GERMANY WEST TRUCKS AND CHASSIS	GER		1		1	ALL	ALLEMAGNE O. SUITE CAMIONS ET CHASSIS
	SWEDN	22			22	SUEDE	
COMMODITY TOTAL		22	1		23		TOTAL DE MARCHANDISE
MOTOR VEHICLE ENGINES	GER	77	3	2	82	ALL	MOTEURS DE VEH.AUTOM.
	NORW			8	8	NORV	
	SWEDN	179			179	SUEDE	
	CTHER	58	28	96	182	AUTRE	
COMMODITY TOTAL		314	31	106	451		TOTAL DE MARCHANDISE
ROAD MOTOR VEH. NES	U K			3	3	R U	VEH.AUTOM.ROUTIERS NDA
	GER	956			956	ALL	
	SWEDN	1			1	SUEDE	
	CTHER		1		1	AUTRE	
COMMODITY TOTAL		957	1	3	961		TOTAL DE MARCHANDISE
SHIPS, AIRCRAFT, MIS. VEH	GER	672	132	7	811	ALL	NAVIRES, AVIONS, VEH.DIV
	SWEDN	3			3	SUEDE	
	CTHER			15	15	AUTRE	
COMMODITY TOTAL		675	132	22	829		TOTAL DE MARCHANDISE
RUBBER TIRES AND TUBES	GER			23	23	ALL	PNEUS, CHAMBRES A AIR
	NORW			6	6	NORV	
	CTHER	15	64	7	86	AUTRE	
COMMODITY TOTAL		15	64	36	115		TOTAL DE MARCHANDISE
EQUIPMENT MISC.	U K			8	8	R U	MATERIEL DIVERS
	DENMK	21			21	DANMK	
	GER	198	93	182	473	ALL	
	NETH	1			1	P.BAS	
	NORW			18	18	NORV	
	SWEDN	26		9	35	SUEDE	
	LIBER			73	73	LIBER	
	CTHER	315	255	120	690	AUTRE	
COMMODITY TOTAL		561	348	410	1,319		TOTAL DE MARCHANDISE
PERSONAL, HOUSEHOLD GOODS	U K			5	5	R U	ART.PERS.ET MENAGERS
	GER	37	210	43	290	ALL	
	NETH	110			110	P.BAS	
	NORW			2	2	NORV	
	SWEDN	12			12	SUEDE	
	LIBER			3	3	LIBER	
	CTHER	117	353	70	540	AUTRE	
COMMODITY TOTAL		276	563	123	962		TOTAL DE MARCHANDISE
FIREARMS, AMMUNITION	GER	2,673			2,673	ALL	ARMES A FEU, MUNITION
	CTHER	4	8		12	AUTRE	
COMMODITY TOTAL		2,677	8		2,685		TOTAL DE MARCHANDISE
CONTAINERS, CLOSURES	GER	9		28	37	ALL	CONTENEURS, FERMETURES
	LIBER			52	52	LIBER	
	CTHER		402		402	AUTRE	
COMMODITY TOTAL		9	402	80	491		TOTAL DE MARCHANDISE
MISC. END PRODUCTS NES	DENMK	16		62	78	DANMK	PRODUITS FINIS DIV.NDA
	GER	5	18	1	24	ALL	
	NORW			34	34	NORV	
	LIBER			20	20	LIBER	
	CTHER	114	115	20	249	AUTRE	
COMMODITY TOTAL		135	133	117	385		TOTAL DE MARCHANDISE
GENERAL CARGO	GER	439	135	2	576	ALL	MARCHANDISES DIVERSES
	NETH	390			390	P.BAS	
	NORW			5	5	NORV	
	SWEDN	272	8		280	SUEDE	
	LIBER			5	5	LIBER	
	CTHER	3,281	194	5	3,480	AUTRE	
COMMODITY TOTAL		4,382	337	25	4,744		TOTAL DE MARCHANDISE
CONTAINERIZED FREIGHT	U K	85		2,202	2,287	R U	FRET CONTENEURESE
	DENMK			2,499	2,499	DANMK	
	GER	1,311	4,052		5,363	ALL	
	NETH	5,186			5,186	P.BAS	
	SWEDN	15,197	14	5,658	20,869	SUEDE	
	LIBER	1,156	704		1,860	LIBER	
	CTHER	22,935	4,770	10,359	38,064	AUTRE	
COMMODITY TOTAL		22,935	4,770	10,359	38,064		TOTAL DE MARCHANDISE
COUNTRY/REGION TOTAL		139,760*	25,811*	42,749*	208,320*		TOTAL DE PAYS/REGION
GREECE SHELL FISH, NES	GREEK	12			12	GRECQ	GRECE MOLLUSQUES CRUST., NDA
WINES	CTHER			1	1	AUTRE	VINS
ORES AND CONC. NES	GREEK	3,967			3,967	GRECQ	MINERALS ET CONC.NDA
	CAN	3,360			3,360	CAN	
	CTHER	5,000			5,000	AUTRE	
COMMODITY TOTAL		12,327			12,327		TOTAL DE MARCHANDISE
BENTONITE	SWEDN	21,241			21,241	SUEDE	BENTONITE
	LIBER	109,503			109,503	LIBER	
COMMODITY TOTAL		130,744			130,744		TOTAL DE MARCHANDISE
CLAY MATERIALS NES	DENMK	2,829			2,829	DANMK	MATIERES ARGIL.NDA
	CTHER		3,600		3,600	AUTRE	
COMMODITY TOTAL		2,829	3,600		6,429		TOTAL DE MARCHANDISE
CRUDE NON-MET. MIN. NES	GREEK	16,801			16,801	GRECQ	MIN.NON-MET.BRUTS NDA
CONTAINERIZED FREIGHT	GER	2,255			2,255	ALL	FRET CONTENEURESE
	LIBER	2,060			2,060	LIBER	
	CTHER	2,169			2,169	AUTRE	
COMMODITY TOTAL		6,484			6,484		TOTAL DE MARCHANDISE
COUNTRY/REGION TOTAL		169,197*	3,600*	1*	172,798*		TOTAL DE PAYS/REGION

TABLE 2. CARGOES UNLOADED AT CANADIAN PORTS FROM FOREIGN COUNTRIES IN 1975.

TABLÉAU 2. MARCHANDISES DÉCHARGÉES DANS LES PORTS CANADIENS EN PROVENANCE DE PAYS ÉTRANGERS EN 1975.

COUNTRY OF ORIGIN AND KIND OF CARGO	REGISTRY OF VESSEL	ATLANTIC ATLANTIQUE	GREAT LAKES GRANDS LACS	PACIFIC PACIFIQUE	TOTAL TOTAL	IMMATIC. DU NAVIRE	PAYS D'ORIGINE ET MARCHANDISE
IRELAND							
INORGANIC CHEMS. NES	CTHER	1,950			1,950	AUTRE	IRLANDE
ORGANIC CHEMICALS NES	OTHER	1,751			1,751	AUTRE	PRDD.CHIM.INORG.NDA
CHEM.SPECIALTIES NES	CTHER	2,371	3,270		5,641	AUTRE	PRDD.CHIM.ORGAN.NDA
CONTAINERIZED FREIGHT	U K	12,851	175		13,030	R U	PRDD.CHIM.SPECIAUX NDA FRET CONTENEURESE
COUNTRY/REGION TOTAL		18,923*	3,449*	*	22,372*		TOTAL DE PAYS/REGION
ITALY							
CHEESE	U S A	8			8	E-U	ITALIE
	OTHER	5	2		7	AUTRE	FROMAGE
COMMODITY TOTAL		13	2		15		TOTAL DE MARCHANDISE
CEREALS UNMILLED,NES	ITALY			24	24	ITAL	CEREALES NON MOUL.,NDA
FRUITS, PREP. CANNED	U S A		100		100	E-U	FRUITS PREP. EN BOITE
NUTS,EXC.OIL NUTS NES	PANAM	28	50		78	PANAM	NOIX, SAUF OLEAG.NDA
	U S A		36		36	E-U	
	CTHER	22			22	AUTRE	
COMMODITY TOTAL		50	86		136		TOTAL DE MARCHANDISE
VEGETABLES, FRESH	CTHER		10		10	AUTRE	LEGUMES, FRAIS
VEGETABLE PREP.NES	ITALY			38	38	ITAL	PREP. DE LEGUMES NDA
SUGAR PREPARATIONS	OTHER		15		15	AUTRE	PREP. A BASE DE SUCRE
MISC.FOOD PREP.NES	LIBER			2	2	LIBER	DIV.PREP.ALIM.NDA
	CTHER	142	131		273	AUTRE	
COMMODITY TOTAL		142	131	2	275		TOTAL DE MARCHANDISE
NON-ALCOHOLIC BEVERAGE	CTHER		136		136	AUTRE	BOISSONS NON-ALCOOLIQ.
WINES	ITALY			16	16	ITAL	VINS
	LIBER			194	194	LIBER	
	PANAM		433		433	PANAM	
	U S A		955		955	E-U	
	CTHER	7	526	50	583	AUTRE	
COMMODITY TOTAL		7	1,914	260	2,181		TOTAL DE MARCHANDISE
DIST.ALCOHOLIC BEV.	ITALY			436	436	ITAL	BOISS.ALCOOL.DIST.
	LIBER			33	33	LIBER	
	CTHER		186	32	218	AUTRE	
COMMODITY TOTAL			186	501	687		TOTAL DE MARCHANDISE
RAW HIDES AND SKINS	PANAM		2		2	PANAM	PEAUX ET CUIRS BRUT
CHIEF VEG.PROD.NES	CTHER	5	2		7	AUTRE	PR.BRUTS ORIG.VEG.NDA
TEXTILE FIBRES NES	PANAM		35		35	PANAM	FIBRES TEXTILES NDA
	OTHER	5			5	AUTRE	
COMMODITY TOTAL		5	35		40		TOTAL DE MARCHANDISE
STONE,CRUDE NES	PANAM	10			10	PANAM	PIERRE BRUTE NDA
	U S A		11		11	E-U	
	OTHER	33	86		119	AUTRE	
COMMODITY TOTAL		43	97		140		TOTAL DE MARCHANDISE
FLUORSPAR	GREEK	9,259			9,259	GREEK	SPATH FLUOR
CRUDE NON-MET.MIN.NES	CTHER	67			67	AUTRE	MIN.NON-MET.BRUTS NDA
RUBBER FAB.MATERIALS	PANAM	1			1	PANAM	OEMI-PROD.CAOUTCHOUC
VENEER,PLYWOOD	U S A		1		1	E-U	PLACAGES,CONTRE-PLAQ.
WOOD FAB.MATERIALS	ITALY			1	1	ITAL	OEMI-PRODUITS EN BOIS
PAPER NES	OTHER	4			4	AUTRE	PAPIER NDA
BLOG.PAPER AND BOARD	CTHER	27	2		29	AUTRE	PLAQ.CONSTR.,PAP/CART.
TEXTILE FAB.MTL NES	PANAM	94			94	PANAM	OUVR.EN MAT.TEXT.NDA
	CTHER	26	18		44	AUTRE	
COMMODITY TOTAL		120	18		138		TOTAL DE MARCHANDISE
VEG.OILS,FATS NES	ITALY			43	43	ITAL	HUIL.MAT.GRAS.VEG.NDA
	LIBER			4	4	LIBER	
	CTHER			47	47	AUTRE	
COMMODITY TOTAL					47		TOTAL DE MARCHANDISE
METALLIC SALTS	CTHER	1,141			1,141	AUTRE	SELS METALLIQUES
INORGANIC CHEMS. NES	U K	7,401			7,401	R U	PRDD.CHIM.INORG.NDA
	CTHER	3			3	AUTRE	
COMMODITY TOTAL		7,404			7,404		TOTAL DE MARCHANDISE
ORGANIC CHEMICALS NES	LIBER			6	6	LIBER	PRDD.CHIM.ORGAN.NDA
	U S A	2			2	E-U	
	CTHER	15			15	AUTRE	
COMMODITY TOTAL		17			23		TOTAL DE MARCHANDISE
DYESTUFF,PIGMENT,PAINT	PANAM		2		2	PANAM	MAT.COLOR.PIG.PEINTURE
	CTHER	2			2	AUTRE	
COMMODITY TOTAL		2	2		4		TOTAL DE MARCHANDISE
PRIMARY IRON,STEEL NES	ITALY		14,620		14,620	ITAL	FER,ACIER PRIMAIRE.NDA
CASTINGS,FORGINGS	CTHER	1,259			1,259	AUTRE	MOUL.PIECES FORGEES
BAR AND RODS,STEEL	CTHER	339	6		345	AUTRE	BARRES ET TIGES ACIER
PLATE & SHEET STEEL	ITALY	20,451	6,581		27,032	ITAL	TOLES,FEUILLES DACIER
	CTHER	50	460		510	AUTRE	
COMMODITY TOTAL		20,501	7,041		27,542		TOTAL DE MARCHANDISE
STRUCTURAL SHAPES	U K	1,375			1,375	R U	PROFILES DE CONSTRUCT.
	GER	1,001			1,001	ALL	
	PANAM	50	12		62	PANAM	
	OTHER	2,006	214		2,220	AUTRE	
COMMODITY TOTAL		4,432	226		4,658		TOTAL DE MARCHANDISE
PIPES,TUBES:IRON,STEEL	CTHER		65		65	AUTRE	TUYAUX,TUBES:FER,ACIER
WIRE	DENMK			1,637	1,637	DANMK	FIL METALLIQUE
	OTHER	20			20	AUTRE	
COMMODITY TOTAL		20		1,637	1,657		TOTAL DE MARCHANDISE
NON-FERROUS METALS NES	PANAM	171			171	PANAM	METAUX NON-FERREUX NDA
METAL FAB.BASIC PROD.	ITALY			35	35	ITAL	OUVR.DE BASE EN METAL
	LIBER			33	33	LIBER	

TABLE 2. CARGOES UNLOADED AT CANADIAN PORTS FROM FOREIGN COUNTRIES IN 1975.

TABLEAU 2. MARCHANDISES DECHARGEES DANS LES PORTS CANADIENS EN PROVENANCE DE PAYS ETRANGERS EN 1975.

COUNTRY OF ORIGIN AND KIND OF CARGO	REGISTRY OF VESSEL	ATLANTIC ATLANTIQUE	GREAT LAKES GRANDS LACS	PACIFIC PACIFIQUE	TOTAL TOTAL	IMMATIC. DU NAVIRE	PAYS D'ORIGINE ET MARCHANDISE
ITALY							ITALIE
	PANAM		16		16	PANAM	SUITE
	U S A	16			16	E-U	
	OTHER	534	1		535	AUTRE	
COMMODITY TOTAL		550	17	132	699		TOTAL DE MARCHANDISE
BRICKS, TILES NES	ITALY			8	8	ITALY	BRICKS, TILES NDA
	PANAM	8	51		59	PANAM	
	OTHER		148	256	404	AUTRE	
COMMODITY TOTAL		8	199	264	471		TOTAL DE MARCHANDISE
GLASS BASIC PRODUCTS	ITALY			64	64	ITALY	OUVR. DE BASE EN VERRE
	LIBER			76	76	LIBER	
	PANAM	3			3	PANAM	
COMMODITY TOTAL		3		140	143		TOTAL DE MARCHANDISE
NON-MET. MIN. BASIC PROD	ITALY			11	11	ITALY	PROD. MIN. NON-MET. BASE
	LIBER			20	20	LIBER	
	OTHER	28	16		44	AUTRE	
COMMODITY TOTAL		28	16	31	75		TOTAL DE MARCHANDISE
MISC. FABRICATED PROD.	ITALY			248	248	ITALY	OUVRAGES DIVERS
	OTHER	18	8	8	34	AUTRE	
COMMODITY TOTAL		18	8	256	282		TOTAL DE MARCHANDISE
TRACTORS	ITALY			151	151	ITALY	TRACTEURS
	LIBER			135	135	LIBER	
	PANAM		105		105	PANAM	
	U S A		1		1	E-U	
	OTHER	455	632	83	1,170	AUTRE	
COMMODITY TOTAL		455	738	369	1,562		TOTAL DE MARCHANDISE
MACHINERY NES	GER	136		13	149	ALL	MACHINES NDA
	ITALY	612			612	ITALY	
	LIBER			60	60	LIBER	
	PANAM	66	228		294	PANAM	
	OTHER	3,131	315	2	3,448	AUTRE	
COMMODITY TOTAL		3,945	543	75	4,563		TOTAL DE MARCHANDISE
PASS. AUTOS AND CHASSIS	GER	984			984	ALL	VOITURES PART., CHASSIS
	ITALY	2,456			2,456	ITALY	
	U S A		1		1	E-U	
	OTHER	3	7	2	12	AUTRE	
COMMODITY TOTAL		3,443	8	2	3,453		TOTAL DE MARCHANDISE
TRUCKS AND CHASSIS	GER	96			96	ALL	CAMIONS ET CHASSIS
	GER	17			17	ALL	MOTEURS DE VEH. AUTOM.
	PANAM		10		10	PANAM	
	U S A	1			1	E-U	
COMMODITY TOTAL		18	10		28		TOTAL DE MARCHANDISE
ROAD MOTOR VEH. NES	GER	146			146	ALL	VEH. AUTOM. ROUTIERS NON
	LIBER			14	14	LIBER	NAVIRES, AVIONS, VEH. DIV
	OTHER			6	6	AUTRE	
COMMODITY TOTAL				14	20		TOTAL DE MARCHANDISE
RUBBER TIRES AND TUBES	LIBER			2	2	LIBER	PNEUS, CHAMBRES A AIR
	GER	669			669	ALL	MATERIEL DIVERS
	ITALY	211		59	270	ITALY	
	PANAM	378	67		445	PANAM	
	U S A		90		90	E-U	
	OTHER	327	2	61	390	AUTRE	
COMMODITY TOTAL		1,585	159	120	1,864		TOTAL DE MARCHANDISE
PERSONAL, HOUSEHOLD GOODS	GER			22	22	ALL	ART. PERS. ET MENAGERS
	ITALY			13	13	ITALY	
	LIBER			38	38	LIBER	
	PANAM	14	349		363	PANAM	
	U S A	2	97		99	E-U	
	OTHER	409	173	2	584	AUTRE	
COMMODITY TOTAL		425	619	75	1,119		TOTAL DE MARCHANDISE
FIREARMS, AMMUNITION	OTHER	1			1	AUTRE	ARMES A FEU, MUNITIONS
	GER			1	1	ALL	PRODUITS FINIS DIV. NDA
	ITALY			2	2	ITALY	
	LIBER			1	1	LIBER	
	PANAM	21	91		112	PANAM	
	U S A	4			4	E-U	
	OTHER	127	37		164	AUTRE	
COMMODITY TOTAL		152	128	4	284		TOTAL DE MARCHANDISE
GENERAL CARGO	ITALY	3			3	ITALY	MARCHANDISES DIVERSES
	PANAM	42	69		111	PANAM	
	U S A	305	5		310	E-U	
	OTHER	1,090	1,345		2,435	AUTRE	
COMMODITY TOTAL		1,440	1,419		2,859		TOTAL DE MARCHANDISE
CONTAINERIZED FREIGHT	GER	16,767			16,767	ALL	FRET CONTENEURESE
	ITALY	15,664			15,664	ITALY	
	LIBER	6,124		123	6,247	LIBER	
	U S A	463	201		664	E-U	
	OTHER	54,845	8,663		63,508	AUTRE	
COMMODITY TOTAL		93,863	8,864	123	102,850		TOTAL DE MARCHANDISE
COUNTRY/REGION TOTAL		151,205*	37,431*	4,306*	192,942*		TOTAL DE PAYS/REGION
NETHERLANDS							PAYS-BAS
FISH, FRESH OR FROZEN	GER	11	4		15	ALL	POISSON, FRAIS OU CONG.
	NORW	10			10	NORW	
	OTHER	4			4	AUTRE	
COMMODITY TOTAL		25	4		29		TOTAL DE MARCHANDISE

TABLE 2. CARGOES UNLOADED AT CANADIAN PORTS FROM FOREIGN COUNTRIES IN 1975.

TABLEAU 2. MARCHANDISES DECHARGEES DANS LES PORTS CANADIENS EN PROVENANCE DE PAYS ETRANGERS EN 1975.

COUNTRY OF ORIGIN AND KIND OF CARGO	REGISTRY OF VESSEL	ATLANTIC ATLANTIQUE	GREAT LAKES GRANDS LACS	PACIFIC PACIFIQUE	TOTAL TOTAL	IMMATIC. DU NAVIRE	PAYS D'ORIGINE ET MARCHANDISE
NETHERLANDS CCAT. FISH, SALTED OR CURED CHEESE	GER	9			9	ALL	PAYS-BAS
	GER	63	33		96	ALL	POISSON, SALE OU FUME
	SWEDN	29			29	SUEDE	FROMAGE
	OTHER	23			23	AUTRE	
		115	33		148		TOTAL DE MARCHANDISE
DAIRY PROD. EGGS, HONEY	GER		5		5	ALL	PROD. LAIT., OEUF, MTEL
	GER			22	22	ALL	PATES ALIM. PROD. CERFAL
MACARONI, CEREAL PROD. VEGETABLE PREP. NES	GER		9		9	ALL	PREP. DE LEGUMES NDA
	NORW	17,528			17,528	NORV	MELASSE, BRUTE
COFFEE	GER		2		2	ALL	CAFE
	GER	12		24	36	ALL	THE
TEA	GER	5		51	56	ALL	DIV. PREP. ALIM. NDA
	NORW			5	5	NORV	
MISC. FOOD PREP. NES	SWEDN	26			26	SUEDE	
	LIBER			30	30	LIBER	
COMMODITY TOTAL	PANAM	4			4	PANAM	
	CTHER			4	4	AUTRE	
		35		90	125		TOTAL DE MARCHANDISE
NON-ALCOHOLIC BEVERAGE	GER		11		11	ALL	BOISSONS NON-ALCOOLIQ.
	GER		1,119		1,119	ALL	ALE, BIERE, STOUT, PORTER
ALE, BEER, STOUT, PORTER	GER		839		845	ALL	VINS
	GER	6	6	1,628	1,634	ALL	BOISS. ALCOOL. DIST.
WINES	NORW				32	NORV	
	LIBER				255	LIBER	
DIST. ALCOHOLIC BEV.	CTHER			1,075	1,075	AUTRE	
			6	2,996	2,996		TOTAL DE MARCHANDISE
TOBACCO NES	GER			15	15	ALL	TABACS NDA
	GER		4		4	ALL	GRAINES DE SEMENCE NDA
SEEDS FOR SOWING NES	SWEDN		26		26	SUEDE	
			30		30		TOTAL DE MARCHANDISE
OIL SEEDS, NUTS NES	GER		6		6	ALL	GRAINES, NOIX OLEAG. NDA
	CTHER			3	3	AUTRE	
COMMODITY TOTAL			6	3	9		TOTAL DE MARCHANDISE
			41	41	82	SUEDE	PROD. PEP. INIERE, SERRE
NURSERY, GREENHSE STOCK	SWEDN	26	1		27	AUTRE	
	OTHER	67	42		109		TOTAL DE MARCHANDISE
MANGANESE ORE	SWEDN	3,141			3,141	SUEDE	MINERAI DE MANGANESE
	GER			23	23	ALL	PIERRE BRUTE NDA
IRON ORE, CRUDE NES	CTHER			25	25	AUTRE	
				48	48		TOTAL DE MARCHANDISE
FLUORSPAR	OTHER	444			444	AUTRE	SPATH FLUOR
	GER			86	86	ALL	BOIS OEUVRE ET CHARP.
LUMBER AND TIMBER	OTHER			22	22	AUTRE	
				108	108		TOTAL DE MARCHANDISE
VENEER, PLYWOOD	GER	58			58	ALL	PLACAGES, CONTRE-PLAQ.
	CTHER	19			19	AUTRE	
COMMODITY TOTAL		77			77		TOTAL DE MARCHANDISE
	GER		3		3	ALL	PAPIER NDA
PAPER NES	SWEDN		61		61	SUEDE	
			64		64		TOTAL DE MARCHANDISE
PAPERBOARD	GER	5			5	ALL	CARTON
	GER	65			65	ALL	PLAQ. CONSTR., PAP/CART.
BLDG. PAPER AND BOARD	SWEDN	295			295	SUEDE	
		360			360		TOTAL DE MARCHANDISE
TEXTILE FAB. MTL NES	GER	3			3	ALL	DUVR. EN MAT. TEXT. NDA
	NORW		830		830	NORV	HUIL. MAT. GRAS. VEG. NDA
VEG. OILS, FATS NES	OTHER	20			20	AUTRE	SELS METALLIQUES
	U K	2,204			2,204	R U	PROD. CHIM. INORG. NDA
METALLIC SALTS	GER	7	7	62	76	ALL	
	OTHER	260		9	269	AUTRE	
COMMODITY TOTAL		2,471	7	71	2,549		TOTAL DE MARCHANDISE
	GREEK	1,099			1,099	GREQQ	GLYCOL
GLYCOL	NORW	2,145			2,145	NORV	
	CTHER	1,157	3,968		5,125	AUTRE	
COMMODITY TOTAL		4,401	3,968	15	8,369		TOTAL DE MARCHANDISE
	GER	74	3		92	ALL	PROD. CHIM. ORGAN. NDA
ORGANIC CHEMICALS NES	GREEK	768			768	GREQQ	
	NORW	5,534	551		6,085	NORV	
COMMODITY TOTAL	SWEDN	13			13	SUEDE	
	OTHER	10,512		10	10,522	AUTRE	
FERTILIZERS NES		16,901	554	25	17,480		TOTAL DE MARCHANDISE
	NORW			16,503	16,503	NORV	ENGRAIS CHIMIQUE NDA
PLASTIC MATERIALS	GER	15			15	ALL	MATIERES PLASTIQUES
	OTHER	220			220	AUTRE	
COMMODITY TOTAL		235			235		TOTAL DE MARCHANDISE
	GER			6	6	ALL	MAT. COLOR. PIG. PEINTURE
DYESTUFF, PIGMENT, PAINT	LIBER			4	4	LIBER	
				10	10		TOTAL DE MARCHANDISE
GASOLINE	CTHER	21,244			21,244	AUTRE	ESSENCE
	LIBER	30,750			30,750	LIBER	MAZOUT
FUEL OIL	ITALY	3,271			3,271	ITAL	COKE
	NORW	2,856	5,746		8,602	NORV	
COKE	OTHER		13,500		13,500	AUTRE	
		6,127	19,246		25,373		TOTAL DE MARCHANDISE
PETROL, COAL PROD. NES	U K			5,712	5,712	R U	DERIVE PETR. CHARB. NDA
	GER		8		8	ALL	FERRI-ALLIAGES

TABLE 2. CARGOES UNLOADED AT CANADIAN PORTS FROM FOREIGN COUNTRIES IN 1975.

TABLEAU 2. MARCHANDISES DECHARGEES DANS LES PORTS CANADIENS EN PROVENANCE DE PAYS ETRANGERS EN 1975.

COUNTRY OF ORIGIN AND KIND OF CARGO	REGISTRY OF VESSEL	ATLANTIC ATLANTIQUE	GREAT LAKES GRANDS LACS	PACIFIC PACIFIQUE	TOTAL TOTAL	IMMATIC. DU NAVIRE	PAYS D'ORIGINE ET MARCHANDISE
NETHERLANDS CONT.							PAYS-BAS SUIVE
PRIMARY IRON, STEEL NES	GER	300			300	ALL	FER, ACIER PRIMAIR. NDA
	CTHER	1,365			1,365	AUTRE	
COMMODITY TOTAL		1,665			1,665		TOTAL DE MARCHANDISE
BARNS AND RODS, STEEL	GER	300			300	ALL	BARRES ET TIGES ACIER
PLATE & SHEET STEEL	CTHER	810			810	AUTRE	TOLES, FEUILLES D'ACIER
STRUCTURAL SHAPES	GER	300	90		390	ALL	PROFILES DE CONSTRUCT.
	GREEK			224	224	GREQC	
	SWEDN	153	5		158	SUEDE	
	CTHER	110			110	AUTRE	
COMMODITY TOTAL		563	95	224	882		TOTAL DE MARCHANDISE
PIPES, TUBES: IRON, STEEL	U K	18			18	R U	TUYAUX, TUBES: FER, ACIER
	GER	381	264		645	ALL	
COMMODITY TOTAL		399	264		663		TOTAL DE MARCHANDISE
METAL FAB. BASIC PROD.	GER	41	19		60	ALL	OUVR. DE BASE EN METAL
	SWEDN	30	8		38	SUEDE	
	CTHER	154			154	AUTRE	
COMMODITY TOTAL		225	27		252		TOTAL DE MARCHANDISE
BRICKS, TILES NES	SWEDN		5		5	SUEDE	BRIQUES, TUILES NDA
	CTHER	1,313			1,313	AUTRE	
COMMODITY TOTAL		1,313	5		1,318		TOTAL DE MARCHANDISE
GLASS BASIC PRODUCTS	GER			1	1	ALL	OUVR. DE BASE EN VERRE
NON-MET. MIN. BASIC PROD	OTHER			2	2	AUTRE	PROD. MIN. NON-MET. BASE
MISC. FABRICATED PROD.	LIBER			5	5	LIBER	OUVRAGES DIVERS
TRACTORS	SWEDN	46			46	SUEDE	TRACTEURS
	CTHER	71			71	AUTRE	
COMMODITY TOTAL		117			117		TOTAL DE MARCHANDISE
MACHINERY NES	DENMK			8	8	DANMK	MACHINES NDA
	GER	22	10	17	49	ALL	
	SWEDN	991	110		1,101	SUEDE	
	CTHER	317	20		337	AUTRE	
COMMODITY TOTAL		1,330	140	25	1,495		TOTAL DE MARCHANDISE
PASS. AUTOS AND CHASSIS	SWEDN	1,233	282		1,515	SUEDE	VOITURES PART., CHASSIS
	CTHER	630	201		831	AUTRE	
COMMODITY TOTAL		1,863	483		2,346		TOTAL DE MARCHANDISE
MOTOR VEHICLE ENGINES	GER			1	1	ALL	MOTEURS DE VEH. AUTOM.
	SWEDN	24			24	SUEDE	
COMMODITY TOTAL		24		1	25		TOTAL DE MARCHANDISE
SHIPS, AIRCRAFT, MIS. VEH	DENMK			4	4	DANMK	NAVIRES, AVIONS, VEH. DIV
	GER		6		6	ALL	
	SWEDN			4	4	SUEDE	
COMMODITY TOTAL			6	16	22		TOTAL DE MARCHANDISE
RUBBER TIRES AND TUBES	LIBER			8	8	LIBER	PNEUS, CHAMBRES A AIR
	CTHER			20	20	AUTRE	
COMMODITY TOTAL				28	28		TOTAL DE MARCHANDISE
EQUIPMENT MISC.	DENMK	2			2	DANMK	MATERIEL DIVERS
	GER	5	50	3	58	ALL	
	LIBER			4	4	LIBER	
	OTHER	39		2	41	AUTRE	
COMMODITY TOTAL		46	50	9	105		TOTAL DE MARCHANDISE
PERSONAL, HOUSEHOLD GOODS	GER		9	15	24	ALL	ART. PERS. ET MENAGERS
	SWEDN	16			16	SUEDE	
	LIBER			2	2	LIBER	
	CTHER			7	7	AUTRE	
COMMODITY TOTAL		16	9	24	49		TOTAL DE MARCHANDISE
CONTAINERS, CLOSURES	GER		7		7	ALL	CONTENEURS, FERMETURES
MISC. END PRODUCTS NES	GER	2	7		9	ALL	PRODUITS FINIS DIV. NDA
	NORW			6	6	NORV	
	CTHER			13	13	AUTRE	
COMMODITY TOTAL			7	27	34		TOTAL DE MARCHANDISE
GENERAL CARGO	GER	34	37	7	78	ALL	MARCHANDISES DIVERSES
	SWEDN	151	41		192	SUEDE	
	CTHER	89		2	91	AUTRE	
COMMODITY TOTAL		274	78	9	361		TOTAL DE MARCHANDISE
CONTAINERISED FREIGHT	U K	108,014		1,833	109,847	R U	FRET CONTENEURESE
	DENMK			1,584	1,584	DANMK	
	GER	131	3,071		3,202	ALL	
	SWEDN	2,537	222	4,406	7,165	SUEDE	
	CTHER	1,382	412		1,794	AUTRE	
COMMODITY TOTAL		112,064	3,705	7,823	123,592		TOTAL DE MARCHANDISE
COUNTRY/REGION TOTAL		224,987*	31,659*	33,815*	290,461*		TOTAL DE PAYS/REGION
NORWAY							NORVEGE
IRON ORE AND CONC	NORW	32,594			32,594	NORV	MINERAI, CONC. DE FER
MANGANESE ORE	U K		3,223		3,223	R U	MINERAI DE MANGANESE
	DENMK	2,483			2,483	DANMK	
COMMODITY TOTAL		2,483	3,223		5,706		TOTAL DE MARCHANDISE
SALT	PANAM	280			280	PANAM	SEL
COKE	NORW	1,680			1,680	NORV	COKE
ALUMINIUM	CTHER	557			557	AUTRE	ALUMINIUM
COPPER AND ALLOYS	NORW		119		119	NORV	CUIVRE ET ALLIAGES
NICKEL AND ALLOYS	NORW	2,761	9,921		12,682	NORV	NICKEL ET ALLIAGES
NON-FERROUS METALS NES	NORW		102		102	NORV	METAUX NON-FERREUX NDA
PICCARMS, AMMUNITION	DENMK	143			143	DANMK	ARMES A FEU, MUNITIONS
CONTAINERS, CLOSURES	DENMK	380			380	DANMK	CONTENEURS, FERMETURES

TABLE 2. CARGOES UNLOADED AT CANADIAN PORTS FROM FOREIGN COUNTRIES IN 1975.

TABLEAU 2. MARCHANDISES DECHARGEES DANS LES PORTS CANADIENS EN PROVENANCE DE PAYS ETRANGERS EN 1975.

COUNTRY OF ORIGIN AND KIND OF CARGO	REGISTRY OF VESSEL	ATLANTIC ATLANTIQUE	GREAT LAKES GRANDS LACS	PACIFIC PACIFIQUE	TOTAL TOTAL	IMMATIC. DU NAVIRE	PAYS D'ORIGINE ET MARCHANDISE
NORWAY	CONT.						NORVEGE
	NORW		2		2	NORV	
	PANAM	743			743	PANAM	
COMMODITY TOTAL		1,123	2		1,125		TOTAL DE MARCHANDISE
COUNTRY/REGION TOTAL		41,621*	13,367*	*	54,988*		TOTAL DE PAYS/REGION
PORTUGAL							PORTUGAL
MEAT, FRESH OR FROZEN	CTHER		168		168	AUTRE	VIANDE, FRAICHE / CONG.
FISH, FRESH OR FROZEN	LIBER			8	8	LIBER	POISSON, FRAIS OU CONG.
	CTHER			41	41	AUTRE	
COMMODITY TOTAL				49	49		TOTAL DE MARCHANDISE
CHEESE	CTHER			6	6	AUTRE	FROMAGE
DAIRY PROD., EGGS, HONEY	CTHER		20		20	AUTRE	PROD. LAIT., OEUFS, MIEL
FRUIT, PRES., NOT CANNED	LIBER			17	17	LIBER	CONS. FRUITS NON BOITE
VEGETABLE PREP., NES	GER			20	20	ALL	PREP. DE LEGUMES NDA
COFFEE	CTHER	1			1	AUTRE	CAFE
MISC. FOOD PREP., NES	LIBER			34	34	LIBER	DIV. PREP. ALIM. NDA
	CTHER	388	235	36	659	AUTRE	
COMMODITY TOTAL		388	235	70	693		TOTAL DE MARCHANDISE
WINES	GER			49	49	ALL	VINS
	LIBER			358	358	LIBER	
	CTHER	25	57	3	85	AUTRE	
COMMODITY TOTAL		25	57	410	492		TOTAL DE MARCHANDISE
DIST. ALCOHOLIC BEV.	LIBER			118	118	LIBER	BOISS. ALCOOL. DIST.
	CTHER	2	6		8	AUTRE	
COMMODITY TOTAL		2	6	118	126		TOTAL DE MARCHANDISE
SEEDS FOR SOWING NES	CTHER		1		1	AUTRE	GRAINES DE SEMENCE NDA
CRUDE VEG. PROD., NES	OTHER				2	AUTRE	PR. BRUTS ORIG. VEG. NDA
CRUDE WOOD MTL., NES	OTHER	73			74	AUTRE	MATIERES BOIS BRUT NDA
TEXTILE FIBRES NES	LIBER					LIBER	FIBRES TEXTILES NDA
STONE, CRUDE NES	GER			35	35	LIBER	PIERRE BRUTE NDA
	LIBER			20	20	ALL	
	CTHER			25	25	LIBER	
COMMODITY TOTAL		32		45	77		TOTAL DE MARCHANDISE
WOOD FAB. MATERIALS	LIBER			7	7	LIBER	DEMI-PRODUITS EN BOIS
	CTHER	132	241		373	AUTRE	
COMMODITY TOTAL		132	241	7	380		TOTAL DE MARCHANDISE
BLDG. PAPER AND BOARD	CTHER	48			48	AUTRE	PLAQ. CONSTR., PAP/CART.
CORDAGE, TWINE, RCPE	CTHER	26	436		462	AUTRE	CORDAGE, FICELLE, CORDE
TEXTILE FAB. MTL. NES	OTHER	4			4	AUTRE	DUVR. EN MAT. TEXT. NDA
VEG. OILS, FATS NES	LIBER			16	16	LIBER	HUIL. MAT. GRAS. VEG. NDA
INORGANIC CHEMS. NES	LIBER			6	6	LIBER	PROD. CHIM. INORG. NDA
METAL FAB. BASIC PROD.	CTHER	14			14	AUTRE	OUVR. DE BASE EN METAL
BRICKS, TILES NES	LIBER			72	72	LIBER	BRUQUES, TUILES NDA
	CTHER	79			79	AUTRE	
COMMODITY TOTAL		79		72	151		TOTAL DE MARCHANDISE
GLASS BASIC PRODUCTS	CTHER	4			4	AUTRE	OUVR. DE BASE EN VERRE
NON-MET. MIN. BASIC PROD	LIBER			16	16	LIBER	PROD. MIN. NON-MET. BASE
	CTHER	11	3		14	AUTRE	
COMMODITY TOTAL		11	3	16	30		TOTAL DE MARCHANDISE
MACHINERY NES	OTHER	453			453	AUTRE	MACHINES NDA
PERSONAL/HSEHOLD GOODS	LIBER			8	8	LIBER	ART. PERS. ET MENAGERS
	CTHER	70	35		112	AUTRE	
COMMODITY TOTAL		70	35	15	120		TOTAL DE MARCHANDISE
CONTAINERS, CLOSURES	LIBER			1	1	LIBER	CONTENEURS, FERMETURES
MISC. END PRODUCTS NES	CTHER	9	8		17	AUTRE	PRODUITS FINIS DIV. NDA
GENERAL CARGO	LIBER			9	9	LIBER	MARCHANDISES DIVERSES
	CTHER	192	52		244	AUTRE	
COMMODITY TOTAL		192	52	9	253		TOTAL DE MARCHANDISE
CONTAINERIZED FREIGHT	GER	3,935			3,935	ALL	FRET CONTENEURESE
	ITALY	1,545			1,545	ITAL	
	LIBER			40	40	LIBER	
	OTHER	4,466	26		4,492	AUTRE	
COMMODITY TOTAL		9,946	26	40	10,012		TOTAL DE MARCHANDISE
COUNTRY/REGION TOTAL		11,511*	1,289*	956*	13,756*		TOTAL DE PAYS/REGION
SPAIN							ESPAGNE
FISH, FRESH OR FROZEN	CTHER		2		2	AUTRE	POISSON, FRAIS OU CONG.
FISH, SALTED OR CURED	CTHER		5		5	AUTRE	POISSON, SALE OU FUME
FISH, CANNED	ITALY			3	3	ITAL	POISSON EN BOITES
FRESH FRUITS, BERRIES	CTHER	88			88	AUTRE	FRUITS, BATES FRAIS
FRUIT, PRES., NOT CANNED	ITALY			15	15	ITAL	CONS. FRUITS NON BOITE
	LIBER			12	13	LIBER	
	PANAM	63	330		393	PANAM	
	OTHER	379	21		400	AUTRE	
COMMODITY TOTAL		442	351	28	821		TOTAL DE MARCHANDISE
VEGETABLES, FRESH	CTHER		2		2	AUTRE	LEGUMES, FRAIS
VEGETABLE PREP., NES	CTHER	154			154	AUTRE	PREP. DE LEGUMES NDA
SUGAR PREPARATIONS	CTHER	6			6	AUTRE	PREP. A BASE DE SUCRE
SPICES	U K			5	5	R U	EPICES
	LIBER			4	4	LIBER	
	PANAM		3		3	PANAM	
	OTHER	2	2		4	AUTRE	
COMMODITY TOTAL		2	5	9	16		TOTAL DE MARCHANDISE

TABLE 2. CARGOES UNLOADED AT CANADIAN PORTS FROM FOREIGN COUNTRIES IN 1975.

TABLEAU 2. MARCHANDISES DECHARGEES DANS LES PORTS CANADIENS EN PROVENANCE DE PAYS ETRANGERS EN 1975.

COUNTRY OF ORIGIN AND KIND OF CARGO	REGISTRY OF VESSEL	ATLANTIC ATLANTIQUE	GREAT LAKES GRANDS LACS	PACIFIC PACIFIQUE	TOTAL TOTAL	IMMATIC. OU NAVIRE	PAYS D'ORIGINE ET MARCHANDISE
SPAIN CONT. MISC. FOOD PREP. NES	GREEK LIBER CHTER			4 15	4 15	GRECC LIBER AUTRE	ESPAGNE DIV. PREP. ALIM. NDA
COMMODITY TOTAL WINES		1,543	121	19	1,664	LIBER AUTRE	TOTAL DE MARCHANDISE VINS
COMMODITY TOTAL DIST. ALCOHOLIC BEV.	LIBER U S A CHTER	1	1 373	122	496	LIBER E-U AUTRE	TOTAL DE MARCHANDISE BOISS. ALCOOL. DIST.
COMMODITY TOTAL SEEDS FOR SOWING NES	U K GER ITALY LIBER CHTER	1	374	216	591	R U ALL ITAL LIBER AUTRE	TOTAL DE MARCHANDISE GRAINES DE SEMENCE NDA PR. BRUTS ORIG. VEG. NDA MATIERES BOIS BRUT NDA FIBRES TEXTILES NDA SPATH FLUOR
COMMODITY TOTAL CRUDE VEG. PROD. NES	PANAM CHTER	2	80	80	80	PANAM AUTRE	TOTAL DE MARCHANDISE GRAINES DE SEMENCE NDA PR. BRUTS ORIG. VEG. NDA
COMMODITY TOTAL CRUDE WOOD MTL. NES	OTHER CHTER	18	237	255	255	AUTRE	MATIERES BOIS BRUT NDA
COMMODITY TOTAL TEXTILE FIBRES NES	OTHER U K GER	9		9	9	AUTRE R U	FIBRES TEXTILES NDA
COMMODITY TOTAL FLUOR SPAR	U K GER ITALY LIBER CHTER	9,080	6,272 12,319	200	9,080 6,272 12,319	R U ALL ITAL LIBER AUTRE	SPATH FLUOR
COMMODITY TOTAL SALT	GER	18,524	35,009		53,533	ALL LIBER AUTRE	TOTAL DE MARCHANDISE SEL
COMMODITY TOTAL RUBBER FAB. MATERIALS	PANAM CHTER LIBER CHTER	3,402	2 13	2	2 13	PANAM AUTRE LIBER AUTRE	MIN. NON-MET. BRUTS NDA DEMI-PROD. CAOUTCHOUC
COMMODITY TOTAL WOOD FAB. MATERIALS	LIBER CHTER	138	223	2	361	LIBER AUTRE	DEMI-PRODUITS EN BOIS
COMMODITY TOTAL BLOG. PAPER AND BOARD	GREEK CHTER	138	223	2	363	GRECC AUTRE	TOTAL DE MARCHANDISE PLAQ. CONSTR., PAP/CART.
COMMODITY TOTAL CORDAGE, TWINE, ROPE	OTHER CHTER LIBER U S A CHTER	4 4		1	5	AUTRE	TOTAL DE MARCHANDISE CORDAGE, FICELLE, CORDE
COMMODITY TOTAL TEXTILE FAB. MTL NES	OTHER CHTER LIBER U S A CHTER	30 52	10	14	30 62	AUTRE AUTRE LIBER E-U AUTRE	OVR. EN MAT. TEXT. NDA HUIL. MAT. GRAS. VEG. NDA
COMMODITY TOTAL VEG. OILS, FATS NES	OTHER CHTER	17 17	75 22	14	75 39	AUTRE	TOTAL DE MARCHANDISE
COMMODITY TOTAL INORGANIC CHEMS. NES	OTHER CHTER	97	4		128	AUTRE	PROD. CHIM. INORG. NDA
COMMODITY TOTAL ORGANIC CHEMICALS NES	OTHER CHTER	2 1			2	AUTRE	PROD. CHIM. ORGAN. NDA
COMMODITY TOTAL DYE STUFF, PIGMENT, PAINT	OTHER SWEDE LIBER	1,013 1,158		224	1,237 1,158	AUTRE AUTRE SUEDE LIBER	MAT. COLOR. PIG. PEINTURE
COMMODITY TOTAL CASTINGS, FORGINGS	OTHER SWEDE LIBER	3,664 4,822			3,664 4,822	LIBER	MOL. PIECES FORGEES TOLES, FEUILLES D'ACIER
COMMODITY TOTAL PLATE & SHEET STEEL	OTHER CHTER	64	30		94	AUTRE	TOTAL DE MARCHANDISE
COMMODITY TOTAL STRUCTURAL SHAPES	OTHER CHTER	64	74		74	AUTRE	PROFILES DE CONSTRUCT.
COMMODITY TOTAL PIPES, TUBES, IRON, STEEL	LIBER CHTER	153	79	2	232	LIBER AUTRE	TUYAUX, TUBES FER, ACIER
COMMODITY TOTAL METAL FAB. BASIC PROD.	LIBER CHTER	153	79	2	234	LIBER AUTRE	OVR. DE BASE EN METAL
COMMODITY TOTAL BRICKS, TILES NES	LIBER PANAM		12	31	31	LIBER PANAM	TOTAL DE MARCHANDISE BRIQUES, TUILES NDA
COMMODITY TOTAL GLASS BASIC PRODUCTS	U K GER LIBER CHTER	62 62	5 5	4	43 71	R U ALL LIBER AUTRE	TOTAL DE MARCHANDISE OVR. DE BASE EN VERRE
COMMODITY TOTAL MISC. FABRICATED PROD.	OTHER CHTER	68	7		75	AUTRE	TOTAL DE MARCHANDISE OUVRAGES DIVERS
COMMODITY TOTAL MACHINERY NES	GER LIBER CHTER	68	7	19	19	ALL LIBER AUTRE	MACHINES NDA
COMMODITY TOTAL MOTOR VEHICLE ENGINES	OTHER CHTER	404	179	22	583	AUTRE	TOTAL DE MARCHANDISE
COMMODITY TOTAL SHIPS, AIRCRAFT, MIS. VEH	OTHER U K	404	179	22	605	AUTRE	MOTEURS DE VEH. AUTOM.
COMMODITY TOTAL RUBBER TIRES AND TUBES	OTHER U K GREEK LIBER CHTER	3	117	23	3 117	AUTRE R U	NAVIRES, AVIONS, VEH. DIV PNEUS, CHAMBRES A AIR
COMMODITY TOTAL EQUIPMENT MISC.	GREEK LIBER CHTER	222	10	193	425	GRECC LIBER AUTRE	TOTAL DE MARCHANDISE MATERIEL DIVERS
COMMODITY TOTAL PERSONAL, HOUSEHOLD GOODS	GER PANAM CHTER	222	10	308	540	ALL PANAM AUTRE	TOTAL DE MARCHANDISE ART. PERS. ET MENAGERS
COMMODITY TOTAL FIREARMS, AMMUNITION	ITALY LIBER CHTER	197	26	10	223	ITAL LIBER AUTRE	TOTAL DE MARCHANDISE ARMES A FEU, MUNITIONS
COMMODITY TOTAL CONTAINERS, CLOSURES	ITALY LIBER CHTER	197	76	6	273	ITAL LIBER AUTRE	CONTENEURS, FERMETURES
COMMODITY TOTAL MISC. END PRODUCTS NES	OTHER ITALY PANAM	64 64	55 2	11	4 11	AUTRE ITAL PANAM	TOTAL DE MARCHANDISE PRODUITS FINIS DIV. NDA
COMMODITY TOTAL GENERAL CARGO	LIBER CHTER	2	60	11	71	LIBER AUTRE	TOTAL DE MARCHANDISE MARCHANDISES DIVERSES

TABLE 2. CARGOES UNLOADED AT CANADIAN PORTS FROM FOREIGN COUNTRIES IN 1975.

TABEAU 2. MARCHANDISES DECHARGEES DANS LES PORTS CANADIENS EN PROVENANCE DE PAYS ETRANGERS EN 1975.

COUNTRY OF ORIGIN AND KIND OF CARGO	REGISTRY OF VESSEL	ATLANTIC ATLANTIQUE	GREAT LAKES GRANDS LACS	PACIFIC PACIFIQUE	TOTAL TDTAL	IMMATIC. OU NAVIRE	PAYS D'ORIGINE ET MARCHANDISE
SPAIN CCNT.							ESPAGNE SUITE
	PANAM	3			3	PANAM	
	CTHER	1,185	17	4	1,206	AUTRE	
COMMODITY TOTAL		1,188	17	4	1,211		TOTAL DE MARCHANDISE
CONTAINERIZED FREIGHT	GER	6,624		6	6,624	ALL	FRET CONTENEURESE
	ITALY	1,480			1,480	ITAL	
	LIBER	5,620		34	5,654	LIBER	
	CTHER	11,173	1,773		12,946	AUTRE	
COMMODITY TOTAL		24,897	1,773	34	26,704		TOTAL DE MARCHANDISE
COUNTRY/REGION TOTAL		57,600*	39,128*	1,351*	98,079*		TOTAL DE PAYS/REGION
SWEDEN							SUEDE
FISH, FRESH OR FROZEN	JAPAN	1,156			1,156	JAPON	POISSON, FRAIS OU CONG.
IRON ORE AND CONC	U K	36,914			36,914	R U	MINERAI, CONC. DE FER
	GREEK	95,666			95,666	GRECQ	
COMMODITY TOTAL		132,580			132,580		TOTAL DE MARCHANDISE
STONE, CRUDE NES	GER	64			64	ALL	PIERRE BRUTE NDA
	SWEDN	787			787	SUEDE	
	OTHER	454			454	AUTRE	
COMMODITY TOTAL		1,305			1,305		TOTAL DE MARCHANDISE
LUMBER AND TIMBER	OTHER	3			3	AUTRE	BOIS DOEUVRE ET CHARP.
VENEER, PLYWOOD	SWEDN	365			365	SUEDE	PLACAGES, CONTRE-PLAQ.
	CTHER	832			832	AUTRE	
COMMODITY TOTAL		1,197			1,197		TOTAL DE MARCHANDISE
WOOD FAB. MATERIALS	U K	5			5	R U	DEMI-PRODUITS EN BOIS
	GER	3			3	ALL	
	OTHER	86			86	AUTRE	
COMMODITY TOTAL		94			94		TOTAL DE MARCHANDISE
PAPER NES	CTHER	12			12	AUTRE	PAPIER NDA
PAPERBOARD	CTHER	77	260		337	AUTRE	CARTON
BLDG. PAPER AND BOARD	SWEDN	42	885		927	SUEDE	PLAQ. CONSTR., PAP/CART.
	CTHER	26	70		96	AUTRE	
COMMODITY TOTAL		68	955		1,023		TOTAL DE MARCHANDISE
TEXTILE FAB. MTL NES	U K	2			2	R U	OUVR. EN MAT. TEXT. NDA
	DENMK	24			24	DANMK	
	GER	1			1	ALL	
	OTHER		83		83	AUTRE	
COMMODITY TOTAL		27	83		110		TOTAL DE MARCHANDISE
SULPHURIC ACID	NORV	67,518			67,518	NORV	ACIDE SULFURIQUE
ORGANIC CHEMICALS NES	CTHER	43			43	AUTRE	PROD. CHIM. ORGAN. NDA
FERRO-ALLOYS	CTHER	3			3	AUTRE	FERRO-ALLIAGES
PRIMARY IRON, STEEL NES	SWEDN	376			376	SUEDE	FER, ACIER PRIMAIR. NDA
PLATE & SHEET STEEL	U K	64			64	R U	TOLES, FEUILLES DACIER
	GER	156			156	ALL	
	SWEDN	2,864		51	2,915	SUEDE	
	OTHER	179	201	28	408	AUTRE	
COMMODITY TOTAL		3,263	201	79	3,543		TOTAL DE MARCHANDISE
STRUCTURAL SHAPES	U K	31		3	34	R U	PROFILES DE CONSTRUCT.
	GER	215			215	ALL	
	SWEDN	2,201	115		2,316	SUEDE	
	OTHER	1,043			1,043	AUTRE	
COMMODITY TOTAL		3,490	115	3	3,608		TOTAL DE MARCHANDISE
PIPES, TUBES: IRON, STEEL	DENMK	146			146	DANMK	TUYAUX, TUBES: FER, ACIER
	GER	90			90	ALL	
	SWEDN		27	34	61	SUEDE	
	OTHER		1,234		1,234	AUTRE	
COMMODITY TOTAL		236	1,261	34	1,531		TOTAL DE MARCHANDISE
NON-FERROUS METALS NES	DENMK	5			5	DANMK	METAUX NON-FERREUX NDA
METAL FAB. BASIC PROD.	U K	11			11	R U	OUVR. DE BASE EN METAL
	DENMK	3			3	DANMK	
	SWEDN	20	109		129	SUEDE	
	CTHER	279			279	AUTRE	
COMMODITY TOTAL		313	109		422		TOTAL DE MARCHANDISE
NON-MET. MIN. BASIC PROD	SWEDN	93			93	SUEDE	PROD. MIN. NON-MET. BASE
	CTHER	65			65	AUTRE	
COMMODITY TOTAL		158			158		TOTAL DE MARCHANDISE
TRACTORS	U K	6,188			6,188	R U	TRACTEURS
	GER	3,479			3,479	ALL	
	GREEK		746		746	GRECQ	
	NETH	594			594	P. BAS	
	SWEDN	1,698			1,698	SUEDE	
	LIBER	54			54	LIBER	
	CTHER	125			125	AUTRE	
COMMODITY TOTAL		12,138	746		12,884		TOTAL DE MARCHANDISE
MACHINERY NES	U K	936			936	R U	MACHINES NDA
	DENMK	1			1	DANMK	
	GER	605			605	ALL	
	SWEGN	2,547	117	202	2,866	SUEDE	
	CTHER	1,050	45		1,095	AUTRE	
COMMODITY TOTAL		5,139	162	202	5,503		TOTAL DE MARCHANDISE
PASS. AUTOS AND CHASSIS	U K	2,020			2,020	R U	VOITURES PART., CHASSIS
	GER	335			335	ALL	
	SWEDN	199	6	13	218	SUEDE	
	CTHER	54			54	AUTRE	
COMMODITY TOTAL		2,608	6	13	2,627		TOTAL DE MARCHANDISE

TABLE 2. CARGOES UNLOADED AT CANADIAN PORTS FROM FOREIGN COUNTRIES IN 1975.

TABLEAU 2. MARCHANDISES DECHARGEES DANS LES PORTS CANADIENS EN PROVENANCE DE PAYS ETRANGERS EN 1975.

COUNTRY OF ORIGIN AND KIND OF CARGO	REGISTRY OF VESSEL	ATLANTIC ATLANTIQUE	GREAT LAKES GRANDS LACS	PACIFIC PACIFIQUE	TOTAL TOTAL	IMMATIC. DU NAVIRE	PAYS D'ORIGINE ET MARCHANDISE
SWEDEN							SUEDE
TRUCKS AND CHASSIS	U K	1,898			1,898	R U	CAMIONS ET CHASSIS
	GER	419			419	ALL	
	NETH	22			22	P.BAS	
	SWEDN	977			977	SUEDE	
	LIBER	55			55	LIBER	
	OTHER	185			185	AUTRE	
COMMODITY TOTAL		3,556			3,556		TOTAL DE MARCHANDISE
MOTOR VEHICLE ENGINES	U K	6,310			6,310	R U	MOTEURS DE VEH.AUTOM.
	GER	6,403			6,403	ALL	
	NETH	1,279			1,279	P.BAS	
	SWEDN	1,980			1,980	SUEDE	
COMMODITY TOTAL		15,972			15,972		TOTAL DE MARCHANDISE
ROAD MOTOR VEH. NES	U K	380			380	R U	VEH.AUTOM.ROUTIERS NDA
	GER	183			183	ALL	
	SWEDN	88			88	SUEDE	
	LIBER	58			58	LIBER	
COMMODITY TOTAL		709			709		TOTAL DE MARCHANDISE
SHIPS,AIRCRAFT,MIS.VEH	U K	110		2	112	R U	NAVIRES,AVIONS,VEH.DIV
	DENMK			2	2	DANMK	
	NETH	3			3	P.BAS	
	SWEDN	51		12	63	SUEDE	
	OTHER	312			312	AUTRE	
COMMODITY TOTAL		476		16	492		TOTAL DE MARCHANDISE
EQUIPMENT MISC.	U K	214			214	R U	MATERIEL DIVERS
	DENMK	16			16	DANMK	
	GER	90			90	ALL	
	NETH	53			53	P.BAS	
	NORW	617			617	NORV	
	SWEDN	55			55	SUEDE	
COMMODITY TOTAL		1,045			1,045		TOTAL DE MARCHANDISE
PERSONAL,HOUSEHOLD GOODS	SWEDN			1	1	SUEDE	ART.PERS.ET MENAGERS
CONTAINERS,CLOSURES	SWEDN	99		1	100	SUEDE	CONTENEURS,FERMETURES
MISC. END PRODUCTS NES	SWEDN			35	35	SUEDE	PRODUITS FINIS DIV.NDA
	OTHER		412		412	AUTRE	
COMMODITY TOTAL			412	35	447		TOTAL DE MARCHANDISE
GENERAL CARGO	U K	6			6	R U	MARCHANDISES DIVERSES
	GER	23			23	ALL	
	SWEDN	302	5		307	SUEDE	
	LIBER	278			278	LIBER	
	OTHER	1,071			1,071	AUTRE	
COMMODITY TOTAL		1,680		5	1,685		TOTAL DE MARCHANDISE
CONTAINERIZED FREIGHT	U K	23,965			23,965	R U	FRET CONTENLURESE
	DENMK					DANMK	
	GER	14,323			14,323	ALL	
	NETH	2,185			2,185	P.BAS	
	SWEDN	7,358	115	4,542	12,015	SUEDE	
	LIBER	913			913	LIBER	
	OTHER	2,721	27		2,748	AUTRE	
COMMODITY TOTAL		51,465	142	7,410	59,017		TOTAL DE MARCHANDISE
COUNTRY/REGION TOTAL		306,811*	4,457*	7,794*	319,062*		TOTAL DE PAYS/REGION
POLAND							POLOGNE
FISH,FRESH OR FROZEN	OTHER	398			398	AUTRE	POISSON,FRAIS OU CONG.
VEGETABLE PREP.NES	OTHER	19			19	AUTRE	PREP. DE LEGUMES NDA
SUGAR PREPARATIONS	OTHER	10	9		19	AUTRE	PREP. A BASE DE SUCRE
MISC.FOOD PREP.NES	OTHER	26	19		45	AUTRE	DIV.PREP.ALIM.NDA
DIST.ALCOHOLIC BEV.	OTHER	2			2	AUTRE	BOISS.ALCOOL.DIST.
CRUDE ANIMAL PROD.NES	OTHER		20		20	AUTRE	PR.BRUTS ORIG.ANIM.NDA
TEXTILE FIBRES NES	OTHER	101			101	AUTRE	FIBRES TEXTILES NDA
COAL,BITUMINOUS	OTHER	33,600			33,600	AUTRE	CHARBON BITUMINEUX
LUMBER AND TIMBER	OTHER	175			175	AUTRE	BOIS DEUEVRE ET CHARP.
VENEER,PLYWOOD	OTHER	497	278		775	AUTRE	PLACAGES,CONTRE-PLAQ.
WOOD FAB.MATERIALS	OTHER	694			694	AUTRE	DEMI-PRODUITS EN BOIS
PAPERBOARD	OTHER	1,024	1,039		2,063	AUTRE	CARTON
BLOG.PAPER AND BOARD	OTHER	1,242	90		1,332	AUTRE	PLAQ.CONSTR.,PAP/CART.
JUTE WOVEN FABRICS	OTHER		4		4	AUTRE	TISSUS DE JUTE
TEXTILE FAB.MTL NES	OTHER	581	368		949	AUTRE	OUVR.EN MAT.TEXT.NDA
INORGANIC CHEMS. NES	OTHER		15		15	AUTRE	PROD.CHIM.INORG.NDA
ORGANIC CHEMICALS NES	OTHER	10	1		11	AUTRE	PROD.CHIM.ORGAN.NDA
PLASTIC MATERIALS	OTHER	5			5	AUTRE	MATIERES PLASTIQUES
DYESTUFF,PIGMENT,PAINT	OTHER	6			6	AUTRE	MAT.COLOR.PIG.PEINTURE
CHEM.SPECIALTIES NES	OTHER	27			27	AUTRE	PROD.CHIM.SPECIALS NDA
FERRO-ALLOYS	OTHER	1,724	192		1,916	AUTRE	FERRO-ALLIAGES
PRIMARY IRON,STEEL NES	OTHER	6	43		49	AUTRE	FER,ACIER PRIMAIR.NDA
CASTINGS,FORGINGS	OTHER	318			318	AUTRE	MOUL.PIECES FORGEES
BAR AND RODS,STEEL	OTHER	2,138	25,185		27,323	AUTRE	BARRES ET TIGES ACIER
PLATE & SHEET STEEL	OTHER	3,579	90		3,669	AUTRE	TOLES,FEUILLES DACIER
STRUCTURAL SHAPES	OTHER	3,062	45		3,107	AUTRE	PROFILES DE CONSTRUCT.
PIPES,TUBES:IRON,STEEL	OTHER	110			110	AUTRE	TUYAUX,TUBES:FER,ACIER
WIRE	OTHER	26			26	AUTRE	FIL METALLIQUE
METAL FAB.BASIC PROD.	OTHER	51	125		176	AUTRE	OUVR.DE BASE EN METAL
GLASS BASIC PRODUCTS	OTHER	1,303	1,874		3,177	AUTRE	OUVR.DE BASE EN VERRE
NON-MET.MIN.BASIC PROD	OTHER	594			594	AUTRE	PROD.MIN.NON-MET.BASE
MACHINEFY NES	OTHER	92	301		393	AUTRE	MACHINES NDA

TABLE 2. CARGOES UNLOADED AT CANADIAN PORTS FROM FOREIGN COUNTRIES IN 1975.

TABLEAU 2. MARCHANDISES DECHARGEES DANS LES PORTS CANADIENS EN PROVENANCE DE PAYS ETRANGERS EN 1975.

COUNTRY OF ORIGIN AND KIND OF CARGO	REGISTRY OF VESSEL	ATLANTIC ATLANTIQUE	GREAT LAKES GRANDS LACS	PACIFIC PACIFIQUE	TOTAL TOTAL	IMMATIC. DU NAVIRE	PAYS D'ORIGINE ET MARCHANDISE
POLAND CCNT.							POLOGNE SUITE
RAILWAY ROLLING STOCK	OTHER	2			2	AUTRE	MAT. ROUL. DE CH. DE FER
MOTOR VEHICLE ENGINES	OTHER	8			8	AUTRE	MOTEURS DE VEH. AUTOM.
SHIPS, AIRCRAFT, MIS. VEH	OTHER	2	1		3	AUTRE	NAVIGES, AVIONS, VEH. DIV
EQUIPMENT MISC.	OTHER	540	118		658	AUTRE	MATERIEL DIVERS
PERSONAL, HSEHOLD GOODS	OTHER	2,065	1,805		3,870	AUTRE	ART. PERS. ET MENAGERS
FIREARMS, AMMUNITION	OTHER		20		20	AUTRE	ARMES A FEU, MUNITIONS
MISC. END PRODUCTS NES	OTHER	284	8		292	AUTRE	PRODUITS FINIS DIV. NDA
GENERAL CARGO	OTHER	1,539	16		1,555	AUTRE	MARCHANDISES DIVERSES
CONTAINERIZED FREIGHT	OTHER	366	402		768	AUTRE	FRET CONTENEURESE
COUNTRY/REGION TOTAL		56,226*	32,068*	*	88,294*		TOTAL DE PAYS/REGION
ROMANIA							ROUMANIE
GENERAL CARGO	OTHER	128			128	AUTRE	MARCHANDISES DIVERSES
CONTAINERIZED FREIGHT	GER	542			542	ALL	FRET CONTENEURESE
	OTHER	818			818	AUTRE	
COMMODITY TOTAL		1,360			1,360		TOTAL DE MARCHANDISE
COUNTRY/REGION TOTAL		1,488*	*	*	1,488*		TOTAL DE PAYS/REGION
USSR - EUROP.							URSS - EUROP.
FISH, FRESH OR FROZEN	OTHER	1,917			1,917	AUTRE	POISSON, FRAIS OU CONG.
MISC. FOOD PREP. NES	OTHER	160			160	AUTRE	DIV. PREP. ALIM. NDA
WINES	OTHER		20		20	AUTRE	VINS
DIST. ALCOHOLIC BEV.	OTHER	97	2		99	AUTRE	BOISS. ALCOOL. DIST.
TEXTILE FIBRES NES	OTHER	781			781	AUTRE	FIBRES TEXTILES NDA
STONE, CRUDE NES	OTHER	9			9	AUTRE	PIERRE BRUTE NDA
COTTON, TEXTILE WASTE	OTHER	110			110	AUTRE	DECHETS DE COTON, TEXT.
LUMBER AND TIMBER	OTHER		95		95	AUTRE	BOIS OEUVRE ET CHAPP.
VENEER, PLYWOOD	OTHER	1,209	356		1,565	AUTRE	PLACAGES, CONTRE-PLAQ.
WOOD FAB. MATERIALS	OTHER	3,084	450		3,534	AUTRE	DEMI-PRODUITS EN BOIS
PAPERBOARD	OTHER	200			200	AUTRE	CARTON
BLDG. PAPER AND BOARD	OTHER		45		45	AUTRE	PLAQ. CONSTR., PAP/CART.
TEXTILE FAB. MTL NES	OTHER	1,567	171		1,738	AUTRE	OUVR. EN MAT. TEXT. NDA
INORGANIC CHEMS. NES	OTHER	6			6	AUTRE	PROD. CHIM. INORG. NDA
PRIMARY IRON, STEEL NES	OTHER		3		3	AUTRE	FER, ACIER PRIMAIR. NDA
BAR AND RODS, STEEL	OTHER	1,454			1,454	AUTRE	BARRES ET TIGES ACIER
STRUCTURAL SHAPES	OTHER	1,100			1,100	AUTRE	PROFILES DE CONSTRUCT.
ALUMINUM	OTHER		40		40	AUTRE	ALUMINIUM
COPPER AND ALLOYS	OTHER		4		4	AUTRE	CUIVRE ET ALLIAGES
METAL FAB. BASIC PROD.	OTHER	5	14		19	AUTRE	OUVR. DE BASE EN METAL
GLASS BASIC PRODUCTS	OTHER	688	21		709	AUTRE	OUVR. DE BASE EN VERRE
TRACTORS	OTHER		2,558		2,558	AUTRE	TRACTEURS
MACHINERY NES	GREEK			636	636	GRECQ	MACHINES NDA
	OTHER	2,154	2,481	1,037	5,672	AUTRE	
COMMODITY TOTAL		2,154	2,481	1,673	6,308		TOTAL DE MARCHANDISE
RUBBER TIRES AND TUBES	OTHER		75		75	AUTRE	PNEUS, CHAMBRES A AIR
EQUIPMENT MISC.	OTHER	684	50		734	AUTRE	MATERIEL DIVERS
PERSONAL, HSEHOLD GOODS	OTHER	309	25		334	AUTRE	ART. PERS. ET MENAGERS
FIREARMS, AMMUNITION	OTHER	139	9		148	AUTRE	ARMES A FEU, MUNITIONS
GENERAL CARGO	OTHER	2,157	1		2,158	AUTRE	MARCHANDISES DIVERSES
CONTAINERIZED FREIGHT	OTHER	1,954	929		2,883	AUTRE	FRET CONTENEURESE
COUNTRY/REGION TOTAL		19,787*	7,346*	1,673*	28,806*		TOTAL DE PAYS/REGION
YUGOSLAVIA							YOUUGSLAVIE
FRUITS, PREP. CANNED	ITALY			59	59	ITAL	FRUITS PREP. EN BOITE
VEGETABLE PREP. NES	ITALY			223	223	ITAL	PREP. DE LEGUMES NDA
SUGAR PREPARATIONS	OTHER				2	AUTRE	PREP. A BASE DE SUCRE
SPICES	OTHER	6	6		12	AUTRE	EPICES
MISC. FOOD PREP. NES	OTHER	1,156	967	9	2,132	AUTRE	DIV. PREP. ALIM. NDA
NON-ALCOHOLIC BEVERAGE	OTHER	92	102		194	AUTRE	BOISSONS NON-ALCOOLIQ.
WINES	OTHER		445	5	454	AUTRE	VINS
DIST. ALCOHOLIC BEV.	ITALY			20	20	ITAL	BOISS. ALCOOL. DIST.
	OTHER	10	179	10	199	AUTRE	
COMMODITY TOTAL		10	179	30	219		TOTAL DE MARCHANDISE
DRES AND CONC. NES	PANAM	1,706			1,706	PANAM	MINERAIS ET CONC. NDA
CLAY MATERIALS NES	OTHER	1,518			1,518	AUTRE	MATIERES ARGIL. NDA
BLDG. PAPER AND BOARD	OTHER	1,214			1,214	AUTRE	PLAQ. CONSTR., PAP/CART.
TEXTILE FAB. MTL NES	OTHER	23	6		29	AUTRE	OUVR. EN MAT. TEXT. NDA
INORGANIC CHEMS. NES	OTHER	1	23		24	AUTRE	PROD. CHIM. INORG. NDA
ORGANIC CHEMICALS NES	OTHER	2			2	AUTRE	PROD. CHIM. ORGAN. NDA
FERRO-ALLOYS	OTHER	2,053			2,053	AUTRE	FERRO-ALLIAGES
PLATE & SHEET STEEL	OTHER		9		9	AUTRE	TILES, FEUILLES D'ACIER
STRUCTURAL SHAPES	OTHER	541	154		695	AUTRE	PROFILES DE CONSTRUCT.
PIPES, TUBES: IRON, STEEL	OTHER	264			264	AUTRE	TUYAUX, TUBES: FER, ACIER
COPPER AND ALLOYS	OTHER	20			20	AUTRE	CUIVRE ET ALLIAGES
METAL FAB. BASIC PROD.	OTHER	115	29		144	AUTRE	OUVR. DE BASE EN METAL
BRICKS, TILES NES	OTHER	2,220			2,220	AUTRE	BRICKES, TILES NDA
MACHINERY NES	OTHER	117	648		765	AUTRE	MACHINES NDA
PAV. AUTOS AND CHASSIS	OTHER		20		20	AUTRE	VOITURES PART., CHASSIS
MOTOR VEHICLE ENGINES	OTHER	2	18		20	AUTRE	MOTEURS DE VEH. AUTOM.
EQUIPMENT MISC.	OTHER	16	48	2	66	AUTRE	MATERIEL DIVERS

TABLE 2. CARGOES UNLOADED AT CANADIAN PORTS FROM FOREIGN COUNTRIES IN 1975.

TABEAU 2. MARCHANDISES DECHARGEES DANS LES PORTS CANADIENS EN PROVENANCE DE PAYS ETRANGERS EN 1975.

COUNTRY OF ORIGIN AND KIND OF CARGO	REGISTRY OF VESSEL	ATLANTIC ATLANTIQUE	GREAT LAKES GRANDS LACS	PACIFIC PACIFIQUE	TOTAL TOTAL	IMMATIC. DU NAVIRE	PAYS D'ORIGINE ET MARCHANDISE
YUGOSLAVIA							YOUGOSLAVIE
CCNT. PERSONAL, HSEHOLD GOODS	OTHER	533	222		755	AUTRE	SUITE ART. PERS. ET MENAGERS
MISC. END PRODUCTS NES	OTHER		120		120	AUTRE	PRODUITS FINIS DIV. NDA
GENERAL CARGO	CTHER	90	25		115	AUTRE	MARCHANDISES DIVERSES
CONTAINERIZED FREIGHT	CTHER	2,637	721		3,358	AUTRE	FRET CONTENEURESE
COUNTRY/REGION TOTAL		14,345*	3,735*	332*	18,412*		TOTAL DE PAYS/REGION
CYPRUS							CHYPRE
ORES AND CONC. NES	GREEK	2,424			2,424	GRECO	MINERAIS ET CONC. NDA
CLAY MATERIALS NES	PANAM	2,204			2,204	PANAM	MATIERES ARGIL. NDA
COUNTRY/REGION TOTAL		4,628*	*	*	4,628*		TOTAL DE PAYS/REGION
ETHIOPIA							ETHIOPIE
COFFEE	NETH			202	202	P.8AS	CAFE
COUNTRY/REGION TOTAL		*	*	202*	202*		TOTAL DE PAYS/REGION
IRAN							IRAN
CRUDE PETROLEUM	U K	747,347			747,347	R U	PETROLE BRUT
	GER	99,316			99,316	ALL	
	SWEDN	871,034			871,034	SUEDE	
	LIBER	4,757,511			4,757,511	LIBER	
	PANAM	46,040			46,040	PANAM	
	CTHER	823,898			823,898	AUTRE	
COMMODITY TOTAL		7,345,146			7,345,146		TOTAL DE MARCHANDISE
MACHINERY NES	NORW			2	2	NORV	MACHINES NDA
PERSONAL, HSEHOLD GOODS	NORW			1	1	NGRV	ART. PERS. ET MENAGERS
COUNTRY/REGION TOTAL		7,345,146*	*	3*	7,345,149*		TOTAL DE PAYS/REGION
IRAQ							IRAK
DRIED FRUITS	U K	6,448			6,448	R U	FRUITS SECS
	GREEK	1,376			1,376	GRECO	
COMMOITY TOTAL		7,824			7,824		TOTAL DE MARCHANDISE
COUNTRY/REGION TOTAL		7,824*	*	*	7,824*		TOTAL DE PAYS/REGION
ISRAEL							ISRAEL
TEXTILE FIBRES NES	CTHER	1,628			1,628	AUTRE	FIBRES TEXTILES NDA
CCNTAINERIZED FREIGHT	GER	4,950			4,950	ALL	FRET CONTENEURESE
	LIBER	6,084			6,084	LIBER	
	CTHER	4,949			4,949	AUTRE	
COMMODITY TOTAL		15,983			15,983		TOTAL DE MARCHANDISE
COUNTRY/REGION TOTAL		17,611*	*	*	17,611*		TOTAL DE PAYS/REGION
KUWAIT							KOWEIT
CRUDE PETROLEUM	U K	490,462			490,462	R U	PETROLE BRUT
	LIBER	545,126			545,126	LIBER	
	JAPAN	253,120			253,120	JAPON	
	OTHER	106,395			106,395	AUTRE	
COMMODITY TOTAL		1,395,103			1,395,103		TOTAL DE MARCHANDISE
PERSONAL, HSEHOLD GOODS	NORW			6	6	NORV	ART. PERS. ET MENAGERS
COUNTRY/REGION TOTAL		1,395,103*	*	6*	1,395,109*		TOTAL DE PAYS/REGION
LEBANON							LIBAN
VEGETABLES, DRIED	CTHER			71	71	AUTRE	LEGUMES, SECS
PERSONAL, HSEHOLD GOODS	CTHER			3	3	AUTRE	ART. PERS. ET MENAGERS
COUNTRY/REGION TOTAL		*	*	74*	74*		TOTAL DE PAYS/REGION
LIBYA							LIBYE
CRUDE PETROLEUM	ITALY	88,181			88,181	ITAL	PETROLE BRUT
	LIBER	96,237			96,237	LIBER	
	U S A	85,285			85,285	E-U	
	CTHER	104,411			104,411	AUTRE	
COMMOITY TOTAL		374,114			374,114		TOTAL DE MARCHANDISE
COUNTRY/REGION TOTAL		374,114*	*	*	374,114*		TOTAL DE PAYS/REGION
SAUDI ARABIA							ARABIE SAOUDIT
CRUDE PETROLEUM	U K	379,044			379,044	R U	PETROLE BRUT
	DENMK	1,235,328			1,235,328	DANMK	
	NORW	689,718			689,718	NORV	
	LIBER	2,964,556			2,964,556	LIBER	

TABLE 2. CARGOES UNLOADED AT CANADIAN PORTS FROM FOREIGN COUNTRIES IN 1975.

TABLEAU 2. MARCHANDISES DECHARGEES DANS LES PORTS CANADIENS EN PROVENANCE DE PAYS ETRANGERS EN 1975.

COUNTRY OF ORIGIN AND KIND OF CARGO	REGISTRY OF VESSEL	ATLANTIC ATLANTIQUE	GREAT LAKES GRANDS LACS	PACIFIC PACIFIQUE	TOTAL TOTAL	IMMATIC. DU NAVIRE	PAYS D'ORIGINE ET MARCHANDISE
SAUDI ARABIA CONT.							
	JAPAN	237,144			237,144	JAPON	ARABIE SAOUDIT SUITE
	PANAM	76,639			76,639	PANAM	
	U S A	74,178			74,178	E-U	
	CTHER	256,015			256,015	AUTRE	
COMMODITY TOTAL		5,912,622			5,912,622		TOTAL DE MARCHANDISE
COUNTRY/REGION TOTAL		5,912,622*			5,912,622*		TOTAL DE PAYS/REGION
SOMALIA							
PERSONAL, HSEHOLD GOODS	NETH			30	30	P.BAS	SOMALIE ART.PERS.ET MENAGERS
COUNTRY/REGION TOTAL				30*	30*		TOTAL DE PAYS/REGION
TURKEY							
NUTS, EXC. OIL NUTS NES	CTHER	7	14		21	AUTRE	TURQUIE NOIX, SAUF OLEAG. NDA
SPICES	CTHER		30		30	AUTRE	EPICES
MISC. FOOD PREP. NES	CTHER	1,307			1,307	AUTRE	DIV. PREP. ALIM. NDA
MACHINERY NES	CTHER	4			4	AUTRE	MACHINES NDA
PERSONAL, HSEHOLD GOODS	CTHER	14			14	AUTRE	ART. PERS. ET MENAGERS
GENERAL CARGO	CTHER	75			75	AUTRE	MARCHANDISES DIVERSES
CONTAINERIZED FREIGHT	CTHER	77			77	AUTRE	FRET CONTENEURESE
COUNTRY/REGION TOTAL		1,484*	44*		1,528*		TOTAL DE PAYS/REGION
GHANA							
COCOA AND CHOCOLATE	OTHER	1,082	1,525		2,607	AUTRE	GHANA CACAO ET CHOCOLAT
COFFEE	CTHER	1,369			1,369	AUTRE	CAFE
CRUDE WOOD MTLS. NES	CTHER	152			152	AUTRE	MATIERES BOIS BRUT NDA
LUMBER AND TIMBER	U K	344			344	R U	BOIS D'OEUVRE ET CHARP.
	CTHER		162		162	AUTRE	
COMMODITY TOTAL		344	162		506		TOTAL DE MARCHANDISE
ALUMINUM	CTHER	41			41	AUTRE	ALUMINIUM
PERSONAL, HSEHOLD GOODS	U K	39			39	R U	ART. PERS. ET MENAGERS
	OTHER	4	1		5	AUTRE	
COMMODITY TOTAL		43	1		44		TOTAL DE MARCHANDISE
GENERAL CARGO	OTHER	32			32	AUTRE	MARCHANDISES DIVERSES
COUNTRY/REGION TOTAL		3,063*	1,688*		4,751*		TOTAL DE PAYS/REGION
KENYA							
WHEAT FLOUR	U K	22			22	R U	KENYA FARINE DE BLE
	NETH			19	19	P.BAS	
	NDRW	12	95		107	NORV	
COMMODITY TOTAL		34	95		148		TOTAL DE MARCHANDISE
CEREALS MILLED, NES	NETH			23	23	P.BAS	CEREALES MOUTURES, NDA
VEGETABLES, DRIED	U K	15	23		38	R U	LEGUMES, SECS
MOLASSES, CRUDE	NORW	6,720	14,523		21,243	NORV	MELASSE, BRUTE
COFFEE	U K	989	1,722		2,711	R U	CAFE
	NETH			342	342	P.BAS	
	NDRW	932	408		1,340	NORV	
COMMODITY TOTAL		89			89		TOTAL DE MARCHANDISE
TEA	U S A	2,010	2,130	342	4,482	E-U	THE
	U K	2,043	2,013		4,056	R U	
	NETH			108	108	P.BAS	
	NDRW	1,512	1,845		3,357	NORV	
	U S A	4			4	E-U	
COMMODITY TOTAL		3,559	3,858	108	7,525		TOTAL DE MARCHANDISE
SPICES	U K		15		15	R U	EPICES
	NETH			1	1	P.BAS	
COMMODITY TOTAL			15	1	16		TOTAL DE MARCHANDISE
MISC. FOOD PREP. NES	U K		279		279	R U	DIV. PREP. ALIM. NDA
CRUDE ANIMAL PRCD. NES	U K	1			1	R U	PR. BRUTS ORIG. ANIM. NDA
RUBBER, ALLIED GUMS, NAT	U K		11		11	R U	CAOUTCHOUC GOMMES NAT.
CRUDE VEG. PROD. NES	U K	11	22		33	R U	PR. BRUTS ORIG. VEG. NDA
TEXTILE FIBRES NES	NORW	165			165	NORV	FIBRES TEXTILES NDA
FLUCRSPAR	GREEK		551		551	GREQ	SPATH FLUOR
	LIBER	4,410			4,410	LIBER	
COMMODITY TOTAL		4,410	551		4,961		TOTAL DE MARCHANDISE
CORDAGE, TWINE, ROPE	U K		1,200		1,200	R U	CORDAGE, FICELLE, CORDE
	NETH			1,079	1,079	P.BAS	
COMMODITY TOTAL			1,200	1,079	2,279		TOTAL DE MARCHANDISE
RAILWAY ROLLING STOCK	U K	2			2	R U	MAT. ROUL. DE CH. DE FER
EQUIPMENT MISC.	U K	2			2	R U	MATERIEL DIVERS
PERSONAL, HSEHOLD GOODS	U K	17	113		130	R U	ART. PERS. ET MENAGERS
	NETH			63	63	P.BAS	
	NORW	36	15		51	NORV	
COMMODITY TOTAL		53	128	63	244		TOTAL DE MARCHANDISE
CONTAINERS, CLOSURES	NETH			10	10	P.BAS	CONTENEURS, FERMETURES
MISC. END PRODUCTS NES	U K	63	1		64	R U	PRODUITS FINIS DIV. NDA
	NETH			59	59	P.BAS	
COMMODITY TOTAL		63	1	59	123		TOTAL DE MARCHANDISE
GENERAL CARGO	U K		4		4	R U	MARCHANDISES DIVERSES

TABLE 2. CARGOES UNLOADED AT CANADIAN PORTS FROM FOREIGN COUNTRIES IN 1975.

TABLEAU 2. MARCHANDISES DECHARGEES DANS LES PORTS CANADIENS EN PROVENANCE DE PAYS ETRANGERS EN 1975.

COUNTRY OF ORIGIN AND KIND OF CARGO	REGISTRY OF VESSEL	ATLANTIC ATLANTIQUE	GREAT LAKES GRANDS LACS	PACIFIC PACIFIQUE	TOTAL TOTAL	IMMATIC. DU NAVIRE	PAYS D'ORIGINE ET MARCHANDISE
KENYA	CCNT.						KENYA
COMMODITY TOTAL	NORW	25	283		308	NORV	SUITE
COUNTRY/REGION TOTAL		17,070*	23,123*	1,704*	41,897*		TOTAL DE MARCHANDISE
MAURITIUS-DEP.							MAURICE ET DEP
RAW SUGAR	U K GREEK	13,728	29,591		13,728	R U GRECC	SUCRE BRUT
COMMODITY TOTAL		43,319			29,591		TOTAL DE MARCHANDISE
COUNTRY/REGION TOTAL		43,319*	*	*	43,319*		TOTAL DE PAYS/REGION
NIGERIA							NIGERIA
COCCA AND CHOCOLATE	OTHER	284			284	AUTRE	CACAO ET CHOCOLAT
CRUDE PETROLEUM	LIBER	56,299			56,299	LIBER	PETROLE BRUT
COUNTRY/REGION TOTAL		56,583*	*	*	56,583*		TOTAL DE PAYS/REGION
SOUTH AFRICA							AFRIQUE DU SUD
FISH, CANNED	NETH NORW	108		14	14	P.BAS NORV	POISSON EN BOITES
COMMODITY TOTAL		108		14	122		TOTAL DE MARCHANDISE
CEREALS MILLED, NES	NETH			6	6	P.BAS R U	CEREALES MOULUES, NDA
FRESH FRUITS, BERRIES	U K GREEK NORW	2,798			2,798	R U GRECC NORV	FRUITS, BAIES FRAIS
COMMODITY TOTAL		3,787			3,787		TOTAL DE MARCHANDISE
DRIED FRUITS	NCRW	9,199	1,469		10,668	NORV	FRUITS SECS
FRUIT JUICES	NETH NORW U S A	15,784	1,469	105	17,253	P.BAS NORV E-U	JUS DE FRUIT
COMMODITY TOTAL		17	654	105	776		TOTAL DE MARCHANDISE
FRUIT, PRES. NOT CANNED	U K NCRW	17	654	105	776	R U NORV	CONS. FRUITS NON BOITE
COMMODITY TOTAL		19	66		85		TOTAL DE MARCHANDISE
FRUITS, PREP. CANNED	U K NETH NORW	46		385	46	R U P.BAS NORV	FRUITS PREP. EN BOITE
COMMODITY TOTAL		4,025	1,046	385	385		TOTAL DE MARCHANDISE
NUTS, EXC. OIL NUTS NES	NORW	4,071	1,046	385	5,071	NORV	NOIX, SAUF OLEAG. NDA
VEGETABLES, FRESH	NORW	55	242		297	NORV	LEGUMES, FRAIS
VEGETABLE PREP. NES	NETH NORW	594	319	127	913	P.BAS NORV	PREP. DE LEGUMES NDA
COMMODITY TOTAL		594		127	721		TOTAL DE MARCHANDISE
RAW SUGAR	GREEK ITALY NORW LIBER OTHER	37,526	26,880		64,406	GRECC ITAL NORV LIBER AUTRE	SUCRE BRUT
COMMODITY TOTAL		11,873	79,698		11,873		TOTAL DE MARCHANDISE
COFFEE	U K NETH NCRW	18,794	29,571		18,794	R U P.BAS NORV	CAFE
COMMODITY TOTAL		68,796	136,149		148,494		TOTAL DE MARCHANDISE
TEA	NETH NORW	29,652		142	59,223	P.BAS NORV	THE
COMMODITY TOTAL		218		142	218		TOTAL DE MARCHANDISE
SPICES	U K NETH NORW	455		72	455	R U P.BAS NORV	EPICES
COMMODITY TOTAL		673		72	815		TOTAL DE MARCHANDISE
MISC. FOOD PREP. NES	NETH NCRW	30	40	72	72	P.BAS NORV	DIV. PREP. ALIM. NDA
COMMODITY TOTAL		30	40	72	142		TOTAL DE MARCHANDISE
WINES	U K NETH NORW	50		1	50	R U P.BAS NORV	VINS
COMMODITY TOTAL		15	5	1	20		TOTAL DE MARCHANDISE
DIST. ALCOHOLIC BEV.	NETH NCRW	65	5	7	71	P.BAS NORV	BOISS. ALCOOL. DIST.
COMMODITY TOTAL		75	1,146	7	1,221		TOTAL DE MARCHANDISE
TOBACCO NES	U K NETH NORW	75	1,146	7	1,228	R U P.BAS NORV	TABACS NDA
OIL SEEDS, NUTS NES	NORW	36	632		36	NORV	GRAINES, NOIX OLEAG. NDA
RUBBER, ALLIED GUMS, NAT	NORW	144	632	115	144	NORV	CAOUTCHOUC GOMMES NAT. PR. BRUTS ORIG. VEG. NDA
CRUDE VEG. PROD. NES	NETH NORW	1,315	932	3	115	P.BAS NORV	PR. BRUTS ORIG. VEG. NDA
COMMODITY TOTAL		1,459	932	115	2,506		TOTAL DE MARCHANDISE
WOOL AND ANIMAL HAIR	U K NETH NORW	186		3	186	R U P.BAS NORV	LAINES, POILS ANIMAL
COMMODITY TOTAL		50	110	3	50		TOTAL DE MARCHANDISE
ALUMINA, BAUXITE ORES	U K NETH NORW	16	12	225	16	R U P.BAS NORV	MINERAIS ALUMINE, BAUX.
MANGANESE ORE		530	302		832		MINERAI DE MANGANESE
COMMODITY TOTAL		530	314		844		TOTAL DE MARCHANDISE
		40,158			40,158		TOTAL DE MARCHANDISE
		3,057			3,057		TOTAL DE MARCHANDISE

TABLE 2. CARGOES UNLOADED AT CANADIAN PORTS FROM FOREIGN COUNTRIES IN 1975.

TABLAU 2. MARCHANDISES DECHARGEES DANS LES PORTS CANADIENS EN PROVENANCE DE PAYS ETRANGERS EN 1975.

COUNTRY OF ORIGIN AND KIND OF CARGO	REGISTRY OF VESSEL	ATLANTIC ATLANTIQUE	GREAT LAKES GRANDS LACS	PACIFIC PACIFIQUE	TOTAL TOTAL	IMMATIC. DU NAVIRE	PAYS D'ORIGINE ET MARCHANDE
SOUTH AFRICA CCNT.							AFRIQUE DU SUD SUITE
COMMODITY TOTAL		3,057		225	3,282		TOTAL DE MARCHANDISE
NICKEL-COPPER CRE	NETH			75	75	P.BAS	MINER. DE CULVRE-NICKEL
ORES AND CONC.NES	NORW	8,613	2,945		11,558	NORV	MINERAIS ET CONC.NDA
ASBESTOS	NORW	5,402	730		6,132	NORV	AMIANTE
STONE, CRUDE NES	ITALY	2,891			2,891	ITAL	PIERRE BRUTE NDA
	NORW	12,174			12,174	NORV	
COMMODITY TOTAL		15,065			15,065		TOTAL DE MARCHANDISE
FLUCPSPAR	GREEK		5,473		5,473	GRECQ	SPATH FLUOR
CRUDE NON-MET.MIN.NES	U K	1,328			1,328	R U	MIN.NON-MET.BRUTS NDA
	NORW	6,707			6,707	NORV	
COMMODITY TOTAL		8,035			8,035		TOTAL DE MARCHANDISE
VENEER, PLYWOOD	NORW	784	579		1,363	NORV	PLACAGES, CONTRE-PLAQ.
WOOD FAB. MATERIALS	U K	1			1	R U	DEMI-PRODUITS EN BOIS
PULP	NORW	15,332	1,155		16,487	NORV	PATE
PAPERBOARD	NORW		33		33	NORV	CARTON
CORDAGE, TWINE, RCPE	NETH			1,310	1,310	P.BAS	CORDAGE, FICELLE, CORDE
	NORW	10			10	NORV	
COMMODITY TOTAL		10		1,310	1,320		TOTAL DE MARCHANDISE
TEXTILE FAB.MTL NES	U K		22		22	R U	OUVR. EN MAT. TEXT. NDA
	NETH					P.BAS	
	NORW	49	43		92	NORV	
COMMODITY TOTAL		49	43		115		TOTAL DE MARCHANDISE
OILS, FATS, WAXES NES	NORW	71	465	1	536	NORV	HUIL. MAT. GRAS. CIRE NDA
	U S A	24			24	E-U	
COMMODITY TOTAL		95	465		560		TOTAL DE MARCHANDISE
METALLIC SALTS	NORW	1			1	NORV	SELS METALLIQUES
INDORGANIC CHEMS. NES	NETH			76	76	P.BAS	PRDD. CHIM. INORG. NDA
	NORW	56	147		203	NORV	
COMMODITY TOTAL		56	147	76	279		TOTAL DE MARCHANDISE
ORGANIC CHEMICALS NES	NORW	79	331		410	NORV	PRDD. CHIM. ORGAN. NDA
FERTILIZERS NES	NORW	17			17	NORV	ENGRAIS CHIMIQUE NDA
AGRICULTURAL CHEMICALS	NORW		1		1	NORV	PRDD. CHIM. AGRICOLES
PLASTIC MATERIALS	NORW	36			36	NORV	MATIERES PLASTIQUES
CHEM. SPECIALTIES NES	NETH			684	684	P.BAS	PRDD. CHIM. SPECIAUX NDA
	NORW	40	540		580	NORV	
COMMODITY TOTAL		40	540	684	1,264		TOTAL DE MARCHANDISE
FERROUS ALLOYS	NETH			337	337	P.BAS	FERRO-ALLIAGES
	NORW	6,284	1,117		7,401	NORV	
	U S A	111			111	E-U	
COMMODITY TOTAL		6,395	1,117	337	7,849		TOTAL DE MARCHANDISE
BARRES AND RCDS, STEEL	U K		21		21	R U	BARRES ET TIGES ACIER
	NETH			20	20	P.BAS	
	NORW	1,802	158		1,960	NORV	
COMMODITY TOTAL		1,802	179	20	2,001		TOTAL DE MARCHANDISE
PLATE & SHEET STEEL	NETH			7	7	P.BAS	TOLES, FEUILLES DACIER
	NORW	23	69		92	NORV	
COMMODITY TOTAL		23	69	7	99		TOTAL DE MARCHANDISE
STRUCTURAL SHAPES	NETH			15	19	P.BAS	PROFILS DE CONSTRUCT.
	NORW	323	47		370	NORV	
COMMODITY TOTAL		323	47	19	389		TOTAL DE MARCHANDISE
PIPES, TUBES, IRON, STEEL	NETH			37	37	P.BAS	TUYAUX, TUBES FER, ACIER
WIRE	NORW	189			189	NORV	FIL METALLIQUE
NON-FERROUS METALS NES	NORW	4,413	10		4,423	NORV	METAUX NON-FERREUX NDA
METAL FAB. BASIC PROD.	NETH			19	19	P.BAS	OUVR. DE BASE EN METAL
	NORW	176	193		369	NORV	
COMMODITY TOTAL		176	193	19	388		TOTAL DE MARCHANDISE
BRICKS, TILES NES	NETH			3	3	P.BAS	BRIQUES, TUILES NDA
GLASS BASIC PRODUCTS	NETH			12	12	P.BAS	OUVR. DE BASE EN VERRE
	NORW		8		8	NORV	
COMMODITY TOTAL			8	12	20		TOTAL DE MARCHANDISE
NON-MET. MIN. BASIC PROD	NORW		40		40	NORV	PRDD. MIN. NON-MET. BASE
MISC. FABRICATED PROD.	NORW	83	36		119	NORV	OUVRAGES DIVERS
TRACTORS	NETH			3	3	P.BAS	TRACTEURS
MACHINERY NES	NETH			125	125	P.BAS	MACHINES NDA
	NORW	1	75		76	NORV	
COMMODITY TOTAL		1	75	125	201		TOTAL DE MARCHANDISE
PASS. AUTOS AND CHASSIS	NORW	5			5	NORV	VOITURES PART., CHASSIS
MOTOR VEHICLE ENGINES	NETH			2,753	2,753	P.BAS	MOTEURS DE VEH. AUTOM.
	NORW	419	75		494	NORV	
COMMODITY TOTAL		419	75	2,753	3,247		TOTAL DE MARCHANDISE
EQUIPMENT MISC.	NETH			27	27	P.BAS	MATERIEL DIVERS
	NORW	54	63		117	NORV	
COMMODITY TOTAL		54	63	27	144		TOTAL DE MARCHANDISE
PERSONAL, HOUSEHOLD GOODS	NETH			172	172	P.BAS	ART. PERS. ET MENAGERS
	NORW	327	199		526	NORV	
COMMODITY TOTAL		327	199	172	698		TOTAL DE MARCHANDISE
FIREARMS, AMMUNITION	NORW		37		37	NORV	ARMES A FEU, MUNITIONS
CONTAINERS, CLOSURES	U K				33	R U	CONTENEURS, FERMETURES
	NORW	5			5	NORV	
COMMODITY TOTAL		38			38		TOTAL DE MARCHANDISE
MISC. END PRODUCTS NES	U K		1		1	R U	PRODUITS FINIS DIV. NDA
	NORW	3	8		11	NORV	
COMMODITY TOTAL		3	9		12		TOTAL DE MARCHANDISE
GENERAL CARGO	U K		11		11	R U	MARCHANDISES DIVERSES
	NORW	2,244	1,433		3,677	NORV	
COMMODITY TOTAL		2,244	1,444		3,688		TOTAL DE MARCHANDISE

TABLE 2. CARGOES UNLOADED AT CANADIAN PORTS FROM FOREIGN COUNTRIES IN 1975.

COUNTRY OF ORIGIN AND KIND OF CARGO		REGISTRY OF VESSEL	ATLANTIC ATLANTIQUE	GREAT LAKES GRANDS LACS	PACIFIC PACIFIQUE	TOTAL TOTAL	INMATIC. DU NAVIRE	PAYS D'ORIGINE ET MARCHANDISE
SOUTH AFRICA CCNT. CONTAINERIZED FREIGHT		U K		44		44	P U	AFRIQUE DU SUD SUITE
		NORV	1,428	290		1,718	NORV	FRET CONTENEURESE
COMMODITY TOTAL			1,428	334		1,762		TOTAL DE MARCHANDISE
COUNTRY/REGION TOTAL			305,756*	159,719*	6,882*	472,357*		TOTAL DE PAYS/REGION
SIERRA LEONE COFFEE		DENMK	500			500	DANMK	SIERRA LEONE
ALUMINA, BAUXITE ORES		NORV	162,896			162,896	NORV	CAFE
		CTHER	164,674			164,674	AUTRE	MINERAIS ALUMINE, BAUX.
COMMODITY TOTAL			327,570			327,570		TOTAL DE MARCHANDISE
COUNTRY/REGION TOTAL			328,070*	*	*	328,070*		TOTAL DE PAYS/REGION
TANZANIA NUTS, EXC. OIL NUTS NES		NCRW	154	755		909	NORV	TANZANIE
VEGETABLES, DRIED		NORV	34			34	NORV	NOIX, SAUF OLEAG. NDA
COFFEE		NETH			301	301	P. BAS	LEGUMES, SECS
		NORV	864	400		1,264	NORV	CAFE
COMMODITY TOTAL			864	400	301	1,565		TOTAL DE MARCHANDISE
TEA		NORV	821	428		1,249	NORV	THE
		U S A	21			21	E-U	TOTAL DE MARCHANDISE
COMMODITY TOTAL			842	428		1,270		TOTAL DE MARCHANDISE
CORDAGE, TWINE, ROPE		NETH			3,353	3,353	P. BAS	CORDAGE, FICELLE, CORDE
		NORV		181		181	NORV	TOTAL DE MARCHANDISE
COMMODITY TOTAL				181	3,353	3,534		TOTAL DE MARCHANDISE
STRUCTURAL SHAPES		NETH			1	1	P. BAS	PROFILES DE CONSTRUCT.
EQUIPMENT MISC.		NCRW	3			3	NORV	MATERIEL DIVERS
PERSONAL, HOUSEHOLD GOODS		NETH			7	7	P. BAS	ART. PERS. ET MENAGERS
		NORV	42	27		69	NORV	TOTAL DE MARCHANDISE
COMMODITY TOTAL			42	27	7	76		TOTAL DE MARCHANDISE
GENERAL CARGO		NORV		37		37	NORV	MARCHANDISES DIVERSES
COUNTRY/REGION TOTAL			1,939*	1,828*	3,662*	7,429*		TOTAL DE PAYS/REGION
ALGERIA CRUDE PETROLEUM		ITALY	83,099			83,099	ITAL	ALGERIE
COUNTRY/REGION TOTAL			83,099*	*	*	83,099*		PETROLE BRUT TOTAL DE PAYS/REGION
ANGOLA FRUITS, PREP. CANNED		NETH			167	167	P. BAS	ANGOLA
MANGANESE ORE		OTHER	8,265			8,265	AUTRE	FRUITS PREP. EN BOITE
PERSONAL, HOUSEHOLD GOODS		CTHER	34			34	AUTRE	MINERAL DE MANGANESE
COUNTRY/REGION TOTAL			8,299*	*	167*	8,466*		ART. PERS. ET MENAGERS TOTAL DE PAYS/REGION
CAMEROON COFFEE		U K	1,353			1,353	R U	CAMEROON
		DENMK	1,399			1,399	DANMK	CAFE
		GREEK	562			562	GRECQ	TOTAL DE MARCHANDISE
COMMODITY TOTAL			3,314			3,314		BOIS D'OEUVRE ET CHARP.
LUMBER AND TIMBER		GREEK	323			323	GRECQ	ART. PERS. ET MENAGERS
PERSONAL, HOUSEHOLD GOODS		GREEK	3			3	GRECQ	TOTAL DE PAYS/REGION
COUNTRY/REGION TOTAL			3,640*	*	*	3,640*		
ZAIRE COFFEE		DENMK	484			484	DANMK	ZAIRE
		GREEK	1,358			1,358	GRECQ	CAFE
		LIBER	1,360			1,360	LIBER	TOTAL DE MARCHANDISE
COMMODITY TOTAL			3,202			3,202		ART. PERS. ET MENAGERS
PERSONAL, HOUSEHOLD GOODS		DENMK	12			12	DANMK	TOTAL DE MARCHANDISE
		LIBER	3			3	LIBER	TOTAL DE MARCHANDISE
COMMODITY TOTAL			15			15		TOTAL DE PAYS/REGION
COUNTRY/REGION TOTAL			3,217*	*	*	3,217*		
FR. AFRICA NES MANGANESE ORE		U K	30,802			30,802	R U	AFRIQUE FR. NDA
		ITALY	56,156			56,156	ITAL	MINERAL DE MANGANESE
		LIBER	19,152			19,152	LIBER	TOTAL DE MARCHANDISE
COMMODITY TOTAL			106,110			106,110		ART. PERS. ET MENAGERS
PERSONAL, HOUSEHOLD GOODS		NETH			1	1	P. BAS	TOTAL DE PAYS/REGION
COUNTRY/REGION TOTAL			106,110*	*	1*	106,111*		

TABLE 2. CARGOES UNLOADED AT CANADIAN PORTS FROM FOREIGN COUNTRIES IN 1975.

TABLEAU 2. MARCHANDISES DECHARGEES DANS LES PORTS CANADIENS EN PROVENANCE DE PAYS ETRANGERS EN 1975.

COUNTRY OF ORIGIN AND KIND OF CARGO	REGISTRY OF VESSEL	ATLANTIC ATLANTIQUE	GREAT LAKES GRANDS LACS	PACIFIC PACIFIQUE	TOTAL TOTAL	IMMATIC. DU NAVIRE	PAYS D'ORIGINE ET MARCHANDISE
GABON							GABON
CRUDE PETROLEUM	OTHER	67,173			67,173	AUTRE	PETROLE BRUT
COUNTRY/REGION TOTAL		67,173*	*	*	67,173*		TOTAL DE PAYS/REGION
GUINEA							GUINEE
COFFEE	U S A			148	148	E-U	CAFE
ALUMINA, BAUXITE CRES	U K	48,899			48,899	R U	MINERAIS ALUMINE, BAUX.
	GREEK	418,105			418,105	GRECC	
	NDRW	382,664			382,664	NORV	
	SWEDN	117,760			117,760	SUEDE	
	LIBER	325,661			325,661	LIBER	
COMMODITY TOTAL		1,293,089			1,293,089		TOTAL DE MARCHANDISE
MISC. END PRODUCTS NES	U S A			17	17	E-U	PRODUITS FINIS DIV. NDA
COUNTRY/REGION TOTAL		1,293,089*	*	165*	1,293,254*		TOTAL DE PAYS/REGION
IVORY COAST							COTE-D'IVOIRE
COCOA AND CHOCCLATE	LIBER	113			113	LIBER	CACAO ET CHOCOLAT
LUMBER AND TIMBER	DENMK	307			307	DANMK	BOIS D'OEUVRE ET CHAPP.
	OTHER		175		175	AUTRE	
COMMODITY TOTAL		307	175		482		TOTAL DE MARCHANDISE
VENEER, PLYWOOD	U K	431			431	R U	PLACAGES, CONTRE-PLAQ.
	DENMK	495			495	DANMK	
	LIBER	474			474	LIBER	
COMMODITY TOTAL		1,400			1,400		TOTAL DE MARCHANDISE
VEG. OILS, FATS NES	U K	1,167			1,167	R U	HUIL. MAT. GRAS. VEG. NDA
	GREEK	693			693	GRECC	
COMMODITY TOTAL		1,860			1,860		TOTAL DE MARCHANDISE
PERSONAL, HOUSEHOLD GOODS	DENMK	217			217	DANMK	ART. PERS. ET MENAGERS
	LIBER	6			6	LIBER	
COMMODITY TOTAL		223			223		TOTAL DE MARCHANDISE
CONTAINERIZED FREIGHT	U K	237			237	R U	FRET CONTENEURESE
COUNTRY/REGION TOTAL		4,140*	175*	*	4,315*		TOTAL DE PAYS/REGION
LIBERIA							LIBERIA
IRON ORE AND CONC	ITALY	44,251			44,251	ITAL	MINERAL, CONC. DE FER
	NORV	89,253			89,253	NORV	
	SWEDN	138,834			138,834	SUEDE	
COMMODITY TOTAL		272,338			272,338		TOTAL DE MARCHANDISE
EQUIPMENT MISC.	DENMK	14			14	DANMK	MATERIEL DIVERS
COUNTRY/REGION TOTAL		272,352*	*	*	272,352*		TOTAL DE PAYS/REGION
MOROCCO							MAROC
FRESH FRUITS, BERRIES	OTHER	1,398			1,398	AUTRE	FRUITS, BAIES FRAIS
IRON ORE AND CONC	U K	15,031			15,031	R U	MINERAL, CONC. DE FER
GENERAL CARGO	PANAM	4			4	PANAM	MARCHANDISES DIVERSES
COUNTRY/REGION TOTAL		16,433*	*	*	16,433*		TOTAL DE PAYS/REGION
MOZAMBIQUE							MOZAMBIQUE
NUTS, EXC. OIL NUTS NES	NETH			71	71	P. BAS	NOIX, SAUF OLEAG. NDA
	NORV	40	395		435	NORV	
	U S A	10			10	E-U	
COMMODITY TOTAL		50	395	71	516		TOTAL DE MARCHANDISE
RAW SUGAR	LIBER	355			355	LIBER	SUCRE BRUT
TEA	NETH			21	21	P. BAS	THE
	NORV	154	71		225	NORV	
COMMODITY TOTAL		154	71	21	246		TOTAL DE MARCHANDISE
WOOL AND ANIMAL HAIR	NORV		21		21	NORV	LAIN. PDILS DANIMAL
ORES AND CONC. NES	GREEK	7,952			7,952	GRECC	MINERAIS ET CONC. NDA
	OTHER	6,906			6,906	AUTRE	
COMMODITY TOTAL		14,858			14,858		TOTAL DE MARCHANDISE
CRUDE NON-MET. MIN. NES	JAPAN	8,186			8,186	JAPON	MIN. NON-MET. BRUTS NDA
CORDAGE, TWINE, ROPE	NORV	418			418	NORV	CORDAGE, FICELLE, CORDE
FERRC-ALLOYS	NORV		1,102		1,102	NORV	FERRC-ALLIAGES
	U S A	367			367	E-U	
COMMODITY TOTAL		367	1,102		1,469		TOTAL DE MARCHANDISE
NON-FERROUS METALS NES	NORV		165		165	NORV	METAUX NON-FERREUX NDA
PERSONAL, HOUSEHOLD GOODS	NETH			10	10	P. BAS	ART. PERS. ET MENAGERS
	NORV	3	6		9	NORV	
COMMODITY TOTAL		3	6	10	19		TOTAL DE MARCHANDISE
COUNTRY/REGION TOTAL		24,391*	1,760*	102*	26,253*		TOTAL DE PAYS/REGION
SENEGAL							SENEGAL
FISH, CANNED	OTHER	5			5	AUTRE	POISSON EN BOITES
VEG. OILS, FATS NES	LIBER		569		569	LIBER	HUIL. MAT. GRAS. VEG. NDA
COUNTRY/REGION TOTAL		5*	569*	*	574*		TOTAL DE PAYS/REGION

TABLE 2. CARGOES UNLOADED AT CANADIAN PORTS FROM FOREIGN COUNTRIES IN 1975.

TABLEAU 2. MARCHANDISES DECHARGEES DANS LES PORTS CANADIENS EN PROVENANCE DE PAYS ETRANGERS EN 1975.

COUNTRY OF ORIGIN AND KIND OF CARGO	REGISTRY OF VESSEL	ATLANTIC ATLANTIQUE	GREAT LAKES GRANDS LACS	PACIFIC PACIFIQUE	TOTAL TOTAL	IMMATIC. DU NAVIRE	PAYS D'ORIGINE ET MARCHANDISE
SRI LANKA							
NUTS, EXC. OIL NUTS NES	U K	120	98		218	R U	SRI LANKA
	OTHER		5		5	AUTRE	NOIX, SAUF CLEAG. NDA
COMMODITY TOTAL		120	103		223		TOTAL DE MARCHANDISE
COFFEE	U K		6		6	R U	CAFE
TEA	U K	2,102	1,691		3,793	R U	THE
	NETH			204	204	P. BAS	
	NORW			53	53	NORV	
	U S A			431	431	E-U	
	OTHER		40	28	68	AUTRE	
COMMODITY TOTAL		2,102	1,731	716	4,549		TOTAL DE MARCHANDISE
SPICES	U K	11			11	R U	EPICES
MISC. FOOD PREP. NES	U K		25		25	R U	DIV. PREP. ALIM. NDA
RUBBER, ALLIED GUMS, NAT	U K	1,125	579		1,704	R U	CAOUTCHOUC GOMMES NAT.
	OTHER	511	8		519	AUTRE	
COMMODITY TOTAL		1,636	587		2,223		TOTAL DE MARCHANDISE
CRUDE VEG. PROD. NES	U K	118			118	R U	PR. BRUTS ORIG. VEG. NDA
TEXTILE FIBRES NES	U K	304			304	P U	FIBRES TEXTILES NDA
	OTHER	230			230	AUTRE	
COMMODITY TOTAL		534			534		TOTAL DE MARCHANDISE
WASTE AND SCRAP NES	U K	11			11	R U	DECHETS ET REBUTS NDA
RUBBER FAB. MATERIALS	U K		77		77	R U	DEMI-PROD. CAOUTCHOUC
JUTE WOVEN FABRICS	U K	1			1	R U	TISSUS DE JUTE
TEXTILE FAB. MTL NES	U K	857	7		864	R U	OUVR. EN MAT. TEXT. NDA
VEG. OILS, FATS NES	U K	392	3,071		3,463	R U	HUIL. MAT. GRAS. VEG. NDA
	LIBER	2,092	4,218		6,310	LIBER	
COMMODITY TOTAL		2,484	7,289		9,773		TOTAL DE MARCHANDISE
ORGANIC CHEMICALS NES	U K	3			3	R U	PROD. CHIM. ORGAN. NDA
PERSONAL, HSEHOLD GOODS	U K	59	40		99	R U	ART. PERS. ET MENAGERS
MISC. END PRODUCT NES	U K	1			1	R U	PRODUITS FINIS DIV. NDA
	U S A			7	7	E-U	
COMMODITY TOTAL		1		7	8		TOTAL DE MARCHANDISE
GENERAL CARGO	U K		4		4	R U	MARCHANDISES DIVERSES
COUNTRY/REGION TOTAL		7,937*	9,869*	723*	18,529*		TOTAL DE PAYS/REGION
HONG KONG							
MEAT, FRESH OR FROZEN	U S A			5	5	E-U	HONG-KONG
FISH, FRESH OR FROZEN	NORW			1	1	NORV	VIANDE, FRAICHE / CONG.
	U S A			19	19	E-U	POISSON, FRAIS OU CONG.
	OTHER	2			2	AUTRE	
COMMODITY TOTAL		2		20	22		TOTAL DE MARCHANDISE
SHELL FISH, NES	NORW	16			16	NORV	MOLLUSQUES CRUST., NDA
	U S A			18	18	E-U	
COMMODITY TOTAL		16		18	34		TOTAL DE MARCHANDISE
CEREALS UNMILLED, NES	U S A			25	25	E-U	CEREALES NON MOUL. NDA
BAKERY PROD. INC. FROZEN	SWEEN	1			1	SUEDE	PROD. BOUL., PROD. CONG.
FRESH FRUITS, BERRIES	NORW	14		2	16	NORV	FRUITS, BAIES FRAIS
	U S A			435	435	E-U	
COMMODITY TOTAL		14		437	451		TOTAL DE MARCHANDISE
FROZEN FRUITS, BERRIES	U S A			6	6	E-U	FRUITS, BAIES CONGELES
FRUITS, PREP. CANNEO	NORW			8	8	NORV	FRUITS PREP. EN BOITE
	SWEEN	2			2	SUEDE	
	U S A			56	56	E-U	
COMMODITY TOTAL		2		64	66		TOTAL DE MARCHANDISE
NUTS, EXC. OIL NUTS NES	NORW	4			4	NORV	NOIX, SAUF OLEAG. NDA
	U S A			20	24	E-U	
COMMODITY TOTAL		4		298	302		TOTAL DE MARCHANDISE
VEGETABLES, FRESH	NORW				39	NORV	LEGUMES, FRAIS
	U S A			161	161	E-U	
COMMODITY TOTAL				200	200		TOTAL DE MARCHANDISE
VEGETABLES, DRIED	OTHER		25		25	AUTRE	LEGUMES, SECS
VEGETABLE PREP. NES	NORW	3			3	NORV	PREP. DE LEGUMES NDA
	U S A			8	11	E-U	
COMMODITY TOTAL		3		377	377		TOTAL DE MARCHANDISE
SUGAR PREPARATIONS	NORW	1			1	NORV	PREP. A BASE DE SUCRE
	SWEEN	5			5	SUEDE	
	OTHER			1	1	AUTRE	
COMMODITY TOTAL		6		1	7		TOTAL DE MARCHANDISE
COFFEE	NORW	24			24	NORV	CAFE
TEA	GREEK	192			192	GRECQ	THE
	NORW	1			1	NORV	
	U S A			1	1	E-U	
COMMODITY TOTAL		193		2	195		TOTAL DE MARCHANDISE
SPICES	NORW	2			2	NORV	EPICES
MISC. FOOD PREP. NES	U K			386	386	R U	DIV. PREP. ALIM. NDA
	CER	24			24	ALL	
	GREEK	943			943	GRECQ	
	NORW	259		110	369	NORV	
	LIBER	101			101	LIBER	
	U S A			1,420	1,420	E-U	
	OTHER			77	77	AUTRE	
COMMODITY TOTAL		1,327		1,993	3,320		TOTAL DE MARCHANDISE
WINES	U S A			8	8	E-U	VINS
DIST. ALCOHOLIC BEV.	U S A			1	1	E-U	BOISS. ALCOOL. DIST.
CRUDE ANIMAL PROD. NES	NORW			5	5	NORV	PR. BRUTS ORIG. ANIM. NDA

TABLE 2. CARGOES UNLOADED AT CANADIAN PORTS FROM FOREIGN COUNTRIES IN 1975.

TABLEAU 2. MARCHANDISES DECHARGEES DANS LES PORTS CANADIENS EN PROVENANCE DE PAYS ETRANGERS EN 1975.

COUNTRY OF ORIGIN AND KIND OF CARGO	REGISTRY OF VESSEL	ATLANTIC ATLANTIQUE	GREAT LAKES GRANDS LACS	PACIFIC PACIFIQUE	TOTAL TOTAL	IMMATIC. DU NAVIRE	PAYS D'ORIGINE ET MARCHANDISE
HONG KONG CCNT. SEEDS FOR SOWING NES	U S A			12	12	E-U	HONG-KONG SUITE
OIL SEEDS,NUTS NES	GREEK	12			12	GRECQ	GRAINES DE SEMENCE NDA
	U S A			14	14	E-U	GRAINES,NOIX OLEAG.NDA
COMMODITY TOTAL				14	26		TOTAL DE MARCHANDISE
CRUDE VEG.PROD.NES	GREEK	28			28	GRECC	PR.BRUTS ORIG.VEG.NDA
	NORW	24			24	NORV	
COMMODITY TOTAL		52			52		TOTAL DE MARCHANDISE
TEXTILE FIBRES NES	GREEK	96			96	GRECC	FIBRES TEXTILES NDA
	NORW	273			273	NORV	
	CTHER			25	25	AUTRE	
COMMODITY TOTAL		369		25	394		TOTAL DE MARCHANDISE
CRUDE NON-MET.MIN.NES	LIBER	6			6	LIBER	MIN.NON-MET.BRUTS NDA
COTTON,TEXTILE WASTE	U K			35	39	R U	DECHETS DE COTON,TEXT.
	CTHER			26	26	AUTRE	
COMMODITY TOTAL				65	65		TOTAL DE MARCHANDISE
WASTE AND SCRAP NES	NORW	4			4	NORV	DECHETS ET REBUTS NDA
LEATHER	U K			1	1	R U	CUIR
RUBBER FAB.MATERIALS	NORW	3			3	NORV	DEMI-PROD.CAOUTCHOUC
	CTHER			2	2	AUTRE	
COMMODITY TOTAL		3		2	5		TOTAL DE MARCHANDISE
LUMBER AND TIMBER	GER	34			34	ALL	BOIS OEUVRE ET CHAPP.
VENEER,PLYWOOD	CTHER			204	204	AUTRE	PLACAGES,CONTRE-PLAQ.
WOOD FAB.MATERIALS	U K			7	7	R U	DEMI-PRODUITS EN BOIS
TEXTILE FAB.MTL NES	U K			39	39	R U	OUVR.EN MAT.TEXT.NDA
	GER	3			3	ALL	
	GREEK	11			11	GRECC	
	NORW	133		5	138	NORV	
	SWEDN	26			26	SUEDE	
	LIBER	9			9	LIBER	
	U S A			177	177	E-U	
	CTHER			2	2	AUTRE	
COMMODITY TOTAL		182		223	405		TOTAL DE MARCHANDISE
PLASTIC MATERIALS	U K			104	104	R U	MATIERES PLASTIQUES
	NORW	6		37	43	NORV	
	SWEDN	5			5	SUEDE	
	U S A			205	205	E-U	
	CTHER			100	100	AUTRE	
COMMODITY TOTAL		11		446	457		TOTAL DE MARCHANDISE
PLATE & SHEET STEEL	NORW			3	3	NORV	TOLES,FEUILLES D'ACIER
STRUCTURAL SHAPES	U K			3	3	R U	PROFILES DE CONSTRUCT.
METAL FAB.BASIC PROD.	U K			28	28	R U	OUVR.DE BASE EN METAL
	NORW	40		3	43	NORV	
	SWEDN	13			13	SUEDE	
	U S A			11	11	E-U	
COMMODITY TOTAL		53		42	95		TOTAL DE MARCHANDISE
BRICKS,TILES NES	U K			2	2	R U	BRIQUES,TILES NDA
GLASS BASIC PRODUCTS	U S A			8	8	E-U	OUVR.DE BASE EN VERRE
NON-MET.MIN.BASIC PROD	U K			19	19	R U	PROD.MIN.NON-MET.BASE
MISC.FABRICATED PROD.	NORW	10			10	NORV	OUVRAGES DIVERS
TRACTORS	NORW	3			3	NORV	TRACTEURS
MACHINERY NES	U K			1	1	R U	MACHINES NDA
	NORW	4			5	NORV	
COMMODITY TOTAL		4		2	6		TOTAL DE MARCHANDISE
MOTOR VEHICLE ENGINES	U K			2	2	R U	MOTEURS DE VEH.AUTOM.
	NORW	1			1	NORV	
COMMODITY TOTAL		1		2	3		TOTAL DE MARCHANDISE
SHIPS,AIRCRAFT,MIS.VEH	U K			7	7	R U	NAVIRES,AVIONS,VEH.DIV
	GER	1			1	ALL	
	NORW			2	2	NORV	
	CTHER		15		15	AUTRE	
COMMODITY TOTAL		1	15	9	25		TOTAL DE MARCHANDISE
EQUIPMENT MISC.	U K			206	206	R U	MATERIEL DIVERS
	GER	3			3	ALL	
	GREEK		1		1	GRECC	
	NORW	20		72	92	NORV	
	SWEDN	8			8	SUEDE	
	U S A			200	200	E-U	
	CTHER			1	1	AUTRE	
COMMODITY TOTAL		31	1	479	511		TOTAL DE MARCHANDISE
PERSONAL,HOUSEHOLD GOODS	U K			860	860	R U	ART.PERS.ET MENAGER S
	GER	6			6	ALL	
	GREEK	7	34		41	GRECC	
	NORW	505		299	804	NORV	
	SWEDN	83			83	SUEDE	
	LIBER	254			254	LIBER	
	U S A			1,248	1,248	E-U	
	CTHER			36	36	AUTRE	
COMMODITY TOTAL		855	34	2,443	3,332		TOTAL DE MARCHANDISE
CONTAINERS,CLOSURES	U K			15	15	R U	CONTENEURS,FERMETURES
	NORW	3			3	NORV	
	SWEDN	3			3	SUEDE	
COMMODITY TOTAL		6		15	21		TOTAL DE MARCHANDISE
MISC. END PRODUCTS NES	U K			95	95	R U	PRODUITS FINIS DIV.NDA
	GER	4			4	ALL	
	NORW	5		38	43	NORV	
	SWEDN	13			13	SUEDE	

TABLE 2. CARGOES UNLOADED AT CANADIAN PORTS FROM FOREIGN COUNTRIES IN 1975.

TABLEAU 2. MARCHANDISES DECHARGEES DANS LES PORTS CANADIENS EN PROVENANCE DE PAYS ETRANGERS EN 1975.

COUNTRY OF ORIGIN AND KIND OF CARGO	REGISTRY OF VESSEL	ATLANTIC ATLANTIQUE	GREAT LAKES GRANDS LACS	PACIFIC PACIFIQUE	TOTAL TOTAL	IMMATIC. DU NAVIRE	PAYS D'ORIGINE ET MARCHANDISE
HONG KONG	CCAT.						HONG-KONG SUITE
	LIBER	389			389	LIBER	
	U S A			59	59	E-U	
	CTHER			5	5	AUTRE	
COMMODITY TOTAL		457		192	649		TOTAL DE MARCHANDISE
GENERAL CARGO	U K			1	1	R U	MARCHANDISES DIVERSES
	GER	2			2	ALL	
	GREEK	658			658	GRECC	
	NORW	62			62	NORV	
	SWEDN	65			65	SUEDE	
	LIBER	12			12	LIBER	
	U S A			2	2	E-U	
	CTHER	44			44	AUTRE	
COMMODITY TOTAL		843		3	846		TOTAL DE MARCHANDISE
CONTAINERIZED FREIGHT	U K			2,522	2,522	R U	FRET CONTENEURESE
	GER	3,631			3,631	ALL	
	GREEK	17			17	GRECC	
	SWEDN	1,606			1,606	SUEDE	
	LIBER	3,944		954	4,898	LIBER	
	JAPAN			80	80	JAPON	
	U S A			1,242	1,242	E-U	
	CTHER	2,485			5,126	AUTRE	
COMMODITY TOTAL		11,683		7,439	19,122		TOTAL DE MARCHANDISE
COUNTRY/REGION TOTAL		16,214*	75*	15,128*	31,417*		TOTAL DE PAYS/REGION
INDIA							INDE
SHELL FISH, NES	U K	1			1	R U	MOLLUSQUES CRUST., NDA
CEREALS UNMILLED, NES	NORW			57	57	NORV	CEREALES NON MOUL., NDA
FRUITS, PREP. CANNED	U S A			15	15	E-U	FRUITS PREP. EN BOITE
	CTHER			22	22	AUTRE	
COMMODITY TOTAL				37	37		TOTAL DE MARCHANDISE
NUTS, EXC. OIL NUTS NES	U K	367	1,587		1,954	R U	NOIX, SAUF OLEAG. NDA
	NETH			40	40	P. BAS	
	NORW			54	54	NORV	
	U S A			40	40	E-U	
	CTHER	304		30	334	AUTRE	
COMMODITY TOTAL		671	1,587	164	2,422		TOTAL DE MARCHANDISE
VEGETABLE PREP. NES	U K	2			2	R U	PREP. DE LEGUMES NDA
	U S A			36	36	E-U	
COMMODITY TOTAL		2		36	38		TOTAL DE MARCHANDISE
COCOA AND CHOCOLATE	U K		22		22	R U	CACAO ET CHOCOLAT
COFFEE	U K	707	99		806	R U	CAFE
	NETH			291	291	P. BAS	
	U S A			60	60	E-U	
	CTHER			4	4	AUTRE	
COMMODITY TOTAL		707	99	355	1,161		TOTAL DE MARCHANDISE
TEA	U K	2,338	1,527		3,865	R U	THE
	NETH			7	7	P. BAS	
	NORW			17	17	NORV	
	U S A			289	289	E-U	
	CTHER	172	80	275	527	AUTRE	
COMMODITY TOTAL		2,510	1,607	588	4,705		TOTAL DE MARCHANDISE
SPICES	U K	202	330		532	R U	EPICES
	NORW			104	104	NORV	
	U S A			10	10	E-U	
	CTHER	96		7	103	AUTRE	
COMMODITY TOTAL		298	330	121	749		TOTAL DE MARCHANDISE
MISC. FOOD PREP. NES	U K		49		49	R U	DIV. PREP. ALIM. NDA
	NORW			3	3	NORV	
	U S A			6	6	E-U	
	CTHER			3	3	AUTRE	
COMMODITY TOTAL			49	12	61		TOTAL DE MARCHANDISE
DIST. ALCOHOLIC BEV.	NORW			3	3	NORV	BOISS. ALCOOL. DIST.
CRUDE ANIMAL PRGD. NES	U K		1		1	R U	PR. BRUTS ORIG. ANIM. NDA
CRUDE VEG. PROD. NES	U K	22			22	R U	PR. BRUTS ORIG. VEG. NDA
	NORW			7	7	NORV	
COMMODITY TOTAL		22		7	29		TOTAL DE MARCHANDISE
TEXTILE FIBRES NES	U K	29			29	R U	FIBRES TEXTILES NDA
	CTHER	73		1	74	AUTRE	
COMMODITY TOTAL		102		1	103		TOTAL DE MARCHANDISE
ORES AND CONC. NES	CTHER	22			22	AUTRE	MINERAIS ET CONC. NDA
CRUDE NON-MET. MIN. NES	U K		102		102	R U	MIN. NON-MET. BRUTS NDA
	CTHER	252		2	254	AUTRE	
COMMODITY TOTAL		252	102	2	356		TOTAL DE MARCHANDISE
LUMBER AND TIMBER	U K		12		12	R U	BOIS D'OEUVRE ET CHARP.
	CTHER		13		13	AUTRE	
COMMODITY TOTAL			25		25		TOTAL DE MARCHANDISE
VENEER, PLYWOOD	NETH			1	1	P. BAS	PLACAGES, CONTRE-PLAQ.
CORDAGE, TWINE, RCPE	CTHER			105	105	AUTRE	CORDAGE, FICELLE, CORDE
JUTE WOVEN FABRICS	U K	4,742	1,042		5,784	R U	TISSUS DE JUTE
	OTHER	1,116		496	1,612	AUTRE	
COMMODITY TOTAL		5,858	1,042	496	7,396		TOTAL DE MARCHANDISE
TEXTILE FAB. MTL NES	U K	210	141		351	R U	OUVR. EN MAT. TEXT. NDA
	NETH			26	26	P. BAS	
	NORW			13	13	NORV	

TABLE 2. CARGOES UNLOADED AT CANADIAN PORTS FROM FOREIGN COUNTRIES IN 1975.

TABLEAU 2. MARCHANDISES DECHARGEES DANS LES PORTS CANADIENS EN PROVENANCE DE PAYS ETRANGERS EN 1975.

COUNTRY OF ORIGIN AND KIND OF CARGO	REGISTRY OF VESSEL	ATLANTIC ATLANTIQUE	GREAT LAKES GRANDS LACS	PACIFIC PACIFIQUE	TOTAL TOTAL	IMMATIC. DU NAVIRE	PAYS D'ORIGINE ET MARCHANDISE
INDIA	CCNT.						INDE
	U S A			3	3	E-U	
	CTHER	122		170	292	AUTRE	
COMMODITY TOTAL		332	141	212	685		TOTAL DE MARCHANDISE
INORGANIC CHEMS. NES	OTHER	226			226	AUTRE	PROD. CHIM. INORG. NDA
DYESTUFF, PIGMENT, PAINT	U K	6			6	R U	MAT. COLOR. PIG. PEINTURE
	CTHER	18	4		22	AUTRE	
COMMODITY TOTAL		24	4	28	28		TOTAL DE MARCHANDISE
CASTINGS, FORGINGS	U K		51		51	R U	MOL. PIECES FORGEES
	CTHER		45	265	310	AUTRE	
COMMODITY TOTAL			96	265	361		TOTAL DE MARCHANDISE
BARS AND RODS, STEEL	U K	7			7	R U	BARRES ET TIGES ACIER
	CTHER		50		50	AUTRE	
COMMODITY TOTAL		7	50	57	57		TOTAL DE MARCHANDISE
STRUCTURAL SHAPES	U K		25		25	R U	PROFILES DE CONSTRUCT.
	NORW			94	94	NORV	
	CTHER			36	36	AUTRE	
COMMODITY TOTAL			25	130	155		TOTAL DE MARCHANDISE
WIRE	U K	57			57	R U	FIL METALLIQUE
	NCRW			30	30	NORV	
	OTHER			499	499	AUTRE	
COMMODITY TOTAL		57		529	586		TOTAL DE MARCHANDISE
COPPER AND ALLYS	CTHER			1	1	AUTRE	CUIVRE ET ALLIAGES
NON-FERROUS METALS NES	U K		2		2	R U	METAUX NON-FERREUX NDA
METAL FAB. BASIC PROD.	U K	9	176		185	R U	OUVR. DE BASE EN METAL
	NORW			111	111	NORV	
	U S A			5	5	E-U	
	CTHER	37	90	141	268	AUTRE	
COMMODITY TOTAL		46	266	261	573		TOTAL DE MARCHANDISE
NON-MET. MIN. BASIC PROD	NORW			8	8	NORV	PROD. MIN. NON-MET. BASE
MACHINERY NES	U K	8	16		24	R U	MACHINES NDA
	NORW			2	2	NORV	
	U S A			7	7	E-U	
COMMODITY TOTAL		8	16	9	33		TOTAL DE MARCHANDISE
SHIPS, AIRCRAFT, MIS. VEH	U K	2			2	R U	NAVIRES, AVIONS, VEH. DIV
	CTHER			1	1	AUTRE	
COMMODITY TOTAL		2		1	3		TOTAL DE MARCHANDISE
EQUIPMENT MISC.	U K	7	37		44	R U	MATERIEL DIVERS
	NCRW			3	3	NORV	
	U S A			10	10	E-U	
	CTHER	3	12	16	31	AUTRE	
COMMODITY TOTAL		10	49	29	88		TOTAL DE MARCHANDISE
PERSONAL, HOUSEHOLD GOODS	U K	159	425		584	R U	ART. PERS. ET MENAGERS
	NETH			1	1	P. BAS	
	NORW			126	126	NORV	
	U S A			80	80	E-U	
	OTHER	503	116	446	1,065	AUTRE	
COMMODITY TOTAL		662	541	653	1,856		TOTAL DE MARCHANDISE
CONTAINERS, CLOSURES	CTHER			163	163	AUTRE	CONTENEURS, FERMETURES
MISC. END PRODUCTS NES	U K	18	1		19	R U	PRODUITS FINIS DIV. NDA
	NCRW			4	4	NORV	
	U S A			16	16	E-U	
	OTHER	4	12	49	65	AUTRE	
COMMODITY TOTAL		22	13	69	104		TOTAL DE MARCHANDISE
GENERAL CARGO	U K	1	1		2	R U	MARCHANDISES DIVERSES
	NORW			123	123	NORV	
	CTHER	340	17		357	AUTRE	
COMMODITY TOTAL		341	18	123	482		TOTAL DE MARCHANDISE
GCOUNTRY/REGION TOTAL		12,182*	6,085*	4,438*	22,705*		TOTAL DE PAYS/REGION
MALAYSIA							MALAISIE
FROZEN FRUITS, BERRIES	U S A			5	5	E-U	FRUITS, BAIES CONGELES
NUTS, EXC. OIL NUTS NES	NORW			7	7	NORV	NOIX, SAUF OLEAG. NDA
	CTHER	6		2	8	AUTRE	
COMMODITY TOTAL		6		9	15		TOTAL DE MARCHANDISE
VEGETABLES, FROZEN	U S A			5	5	E-U	LEGUMES, CONGELES
COFFEE	NORW	17			17	NORV	CAFE
SPICES	CTHER	3	30		33	AUTRE	EPICES
MISC. FOOD PREP. NES	U K			9	9	R U	DIV. PREP. ALIM. NDA
	NORW			2	2	NORV	
	CTHER	2			2	AUTRE	
COMMODITY TOTAL		2		11	13		TOTAL DE MARCHANDISE
RUBBER, ALLIED GUMS, NAT	U K			2,490	2,490	R U	CAOUTCHOUC GOMMES NAT.
	GER	80			80	ALL	
	GREEK	212	112		324	GRECC	
	ITALY	177	552		729	ITAL	
	NORW	1,326	348	2,117	3,791	NORV	
	U S A			2,702	2,702	E-U	
	CTHER	896	1,298	2,748	4,542	AUTRE	
COMMODITY TOTAL		2,691	2,310	10,057	15,058		TOTAL DE MARCHANDISE
CRUDE VEG. PROD. NES	CTHER	215			215	AUTRE	PR. BRUTS ORIG. VEG. NDA
DRES AND CONC. NES	ITALY		1,105		1,105	ITAL	MINERAIS ET CONC. NDA
RUBBER FAB. MATERIALS	OTHER	162			162	AUTRE	DEMI-PROD. CAOUTCHOUC
LUMBER AND TIMBER	U K			1,060	1,060	R U	BOIS D'OEUVRE ET CHARP.
	GREEK	68	266	100	434	GRECC	

TABLE 2. CARGOES UNLOADED AT CANADIAN PORTS FROM FOREIGN COUNTRIES IN 1975.

TABEAU 2. MARCHANDISES DECHARGEES DANS LES PORTS CANADIENS EN PROVENANCE DE PAYS ETRANGERS EN 1975.

COUNTRY OF ORIGIN AND KIND OF CARGO	REGISTRY OF VESSEL	ATLANTIC ATLANTIQUE	GREAT LAKES GRANDS LACS	PACIFIC PACIFIQUE	TOTAL TOTAL	IMMATIC. DU NAVIRE	PAYS D'ORIGINE ET MARCHANDISE
MALAYSIA	CCNT.						MALAISIE
	ITALY	335	335		670	ITAL	SUITE
	NORW	287	199		520	NORV	
	LIBER			34	62	LIBER	
	U S A			343	343	E-U	
	CTHER		280	342	622	AUTRE	
COMMODITY TOTAL		690	1,080	1,941	3,711		TOTAL DE MARCHANDISE
FLECPING	NORW	1,438			1,438	NORV	LAMES POUR PARQUET
RAILWAY TIES	U K			4,067	4,067	R U	TRAVERSES DE CH. FER
	LIBER			4,090	4,090	LIBER	
COMMODITY TOTAL				8,157	8,157		TOTAL DE MARCHANDISE
SAWMILL PRODUCTS NES	NORW	159			159	NORV	SCIAGES NDA
VENEER, PLYWOOD	U K			2,826	2,826	R U	PLACAGES, CONTRE-PLAQ.
	NORW	189		64	253	NORV	
COMMODITY TOTAL		189		2,890	3,079		TOTAL DE MARCHANDISE
WOOD FAB. MATERIALS	GREEK	8	40	110	158	GREGQ	DEMI-PRODUITS EN BOIS
	U S A			81	81	E-U	
	CTHER	58	145		203	AUTRE	
COMMODITY TOTAL		66	185	191	442		TOTAL DE MARCHANDISE
VEG. OILS, FATS NES	LIBER	7,784	18,249		26,033	LIBER	HUIL. MAT. GRAS. VEG. NDA
	U S A			2,076	2,076	E-U	
	CTHER	430	1,374		1,804	AUTRE	
COMMODITY TOTAL		8,214	19,623	2,076	29,913		TOTAL DE MARCHANDISE
NON-FERREOUS METALS NES	NORW			17	17	NORV	METEAUX NON-FERREUX NDA
	CTHER			6	6	AUTRE	
COMMODITY TOTAL				23	23		TOTAL DE MARCHANDISE
METAL FAB. BASIC PROD.	NORW			6	6	NORV	OUVR. DE BASE EN METAL
MACHINERY NES	U K			43	43	R U	MACHINES NDA
MOTOR VEHICLE ENGINES	U K			145	145	R U	MOTEURS DE VEH. AUTOM.
EQUIPMENT MISC.	NORW			1	1	NORV	MATERIEL DIVERS
	U S A			30	30	E-U	
COMMODITY TOTAL				31	31		TOTAL DE MARCHANDISE
PERSONAL, HOUSEHOLD GOODS	U K		2	12	12	R U	ART. PERS. ET MENAGERS
	ITALY			2	2	ITAL	
	NORW	6		84	90	NORV	
	U S A			27	27	E-U	
	CTHER	11		2	13	AUTRE	
COMMODITY TOTAL		17	2	125	144		TOTAL DE MARCHANDISE
MISC. END PRODUCTS NES	U K			1	1	R U	PRODUITS FINIS DIVERSES
GENERAL CARGO	U K			1	1	R U	MARCHANDISES DIVERSES
	CTHER	7			7	AUTRE	
COMMODITY TOTAL		7		1	8		TOTAL DE MARCHANDISE
COUNTRY/REGION TOTAL		13,876*	24,335*	25,717*	63,928*		TOTAL DE PAYS/REGION
PAKISTAN							PAKISTAN
MACARONI, CEREAL PROD.	U S A			20	20	E-U	PATES ALIM. PROD. CEREAL
VEGETABLE PREP. NES	CTHER	4			4	AUTRE	PREP. DE LEGUMES NDA
JUTE WOVEN FABRICS	U K	32			32	R U	TISSUS DE JUTE
TEXTILE FAB. MTL NES	U S A			2	2	E-U	OUVR. EN MAT. TEXT. NDA
	CTHER	818			818	AUTRE	
COMMODITY TOTAL		818		2	820		TOTAL DE MARCHANDISE
EQUIPMENT MISC.	GREEK	371			371	GREGQ	MATERIEL DIVERS
	CTHER	1			1	AUTRE	
COMMODITY TOTAL		372			372		TOTAL DE MARCHANDISE
PERSONAL, HOUSEHOLD GOODS	U S A			103	103	E-U	ART. PERS. ET MENAGERS
	OTHER	466			466	AUTRE	
COMMODITY TOTAL		466		103	569		TOTAL DE MARCHANDISE
MISC. END PRODUCTS NES	U S A			1	1	E-U	PRODUITS FINIS DIV. NDA
	CTHER	101			101	AUTRE	
COMMODITY TOTAL		101		1	102		TOTAL DE MARCHANDISE
GENERAL CARGO	CTHER	2			2	AUTRE	MARCHANDISES DIVERSES
COUNTRY/REGION TOTAL		1,795*	*	126*	1,921*		TOTAL DE PAYS/REGION
SINGAPORE							SINGAPOUR
MEAT, FRESH OR FRCZEN	GER			38	38	ALL	VIANDE, FRAICHE / CONG.
FISH, FRESH OR FROZEN	NORW			5	5	NORV	POISSON, FRAIS OU CONG.
	OTHER			4	4	AUTRE	
COMMODITY TOTAL				9	9		TOTAL DE MARCHANDISE
FRUITS, PREP. CANNED	U K			315	315	R U	FRUITS PREP. EN BOITE
	GREEK	70			70	GREGQ	
	NORW	405			977	NORV	
COMMODITY TOTAL		475		887	1,362		TOTAL DE MARCHANDISE
VEGETABLES, FRESH	U S A			3	3	E-U	LEGUMES, FRAIS
VEGETABLES, DRIED	U S A			16	16	E-U	LEGUMES, SECS
VEGETABLE PREP. NES	U S A			14	14	E-U	PREP. DE LEGUMES NDA
COFFEE	NETH			56	56	P. BAS	CAFE
	NORW	17			17	NORV	
COMMODITY TOTAL		17		56	73		TOTAL DE MARCHANDISE
TEA	U S A			10	10	E-U	THE
SPICES	CER	12			12	ALL	EPICES
	GREEK		7		7	GREGQ	
	ITALY	23	31		54	ITAL	
	NORW	184	36	13	233	NORV	

TABLE 2. CARGOES UNLOADED AT CANADIAN PORTS FROM FOREIGN COUNTRIES IN 1975.

TABLEAU 2. MARCHANDISES DECHARGEES DANS LES PORTS CANADIENS EN PROVENANCE DE PAYS ETRANGERS EN 1975.

COUNTRY OF ORIGIN AND KIND OF CARGO	REGISTRY OF VESSEL	ATLANTIC ATLANTIQUE	GREAT LAKES GRANDS LACS	PACIFIC PACIFIQUE	TOTAL TOTAL	IMMATIC. DU NAVIRE	PAYS D'ORIGINE ET MARCHANDISE
SINGAPORE	CGNT.						SINGAPOUR SUITE
	U S A			9	9	E-U	
	CTHER		115		137	AUTRE	
COMMODITY TOTAL		22	115		452		TOTAL DE MARCHANDISE
MISC. FOOD PREP. NES	U K		189		196	R U	DIV. PREP. ALIM. NDA
	GER			196	7	ALL	
	NORW	76		14	90	NORV	
	U S A			9	9	E-U	
	CTHER	23			23	AUTRE	
COMMODITY TOTAL		99		226	325		TOTAL DE MARCHANDISE
CRUDE ANIMAL PROD. NES	U K			174	174	R U	PR. BRUTS ORIG. ANIM. NDA
	NORW			31	31	NORV	
COMMODITY TOTAL				205	205		TOTAL DE MARCHANDISE
RUBBER, ALLIED GUMS, NAT	U K			4,043	4,043	R U	CAOUTCHOUC GOMMES NAT.
	GER	12			12	ALL	
	GREEK	114	135		340	GRECC	
	ITALY	13	5		18	ITAL	
	NETH			1	1	P. BAS	
	NORW	2,033	12	2,480	4,525	NORV	
	U S A			4,547	4,547	E-U	
	CTHER	349	2,740	3,302	6,392	AUTRE	
COMMODITY TOTAL		2,521	2,892	14,465	19,878		TOTAL DE MARCHANDISE
CRUDE VEG. PROD. NES	CTHER	47			47	AUTRE	PR. BRUTS ORIG. VEG. NDA
TEXTILE FIBRES NES	CTHER	51			51	AUTRE	FIBRES TEXTILES NDA
RUBBER FAB. MATERIALS	NORW	1			1	NORV	DEMI-PROD. CAOUTCHOUC
	CTHER	50			50	AUTRE	
COMMODITY TOTAL		51			51		TOTAL DE MARCHANDISE
LUMBER AND TIMBER	U K			1,100	1,100	R U	BOIS D'OEUVRE ET CHARP.
	GREEK	205	362	296	863	GRECC	
	ITALY	84	180		264	ITAL	
	NORW	372	155	388	915	NORV	
	U S A			854	854	E-U	
	CTHER		264	851	1,115	AUTRE	
COMMODITY TOTAL		661	961	3,489	5,111		TOTAL DE MARCHANDISE
FLOORING	U K			31	31	R U	LAMES POUR PARQUET
	NORW			67	67	NORV	
COMMODITY TOTAL				98	98		TOTAL DE MARCHANDISE
VENEER, PLYWOOD	U K			83	83	R U	PLACAGES, CONTRE-PLAQ.
	GREEK	199		80	279	GRECC	
	ITALY	163			163	ITAL	
	NORW	242		233	475	NORV	
	LIBER			1,325	1,325	LIBER	
	U S A			161	161	E-U	
COMMODITY TOTAL		604		1,082	2,486		TOTAL DE MARCHANDISE
WOOD FAB. MATERIALS	GREEK			94	94	GRECC	DEMI-PRODUITS EN BOIS
	ITALY	115			115	ITAL	
	NORW	453		19	472	NORV	
	U S A			171	171	E-U	
	CTHER	136			136	AUTRE	
COMMODITY TOTAL		704		284	988		TOTAL DE MARCHANDISE
TEXTILE FAB. MTL NES	U K			35	35	R U	OUVR. EN MAT. TEXT. NDA
	GREEK	32			32	GRECC	
	ITALY	27			27	ITAL	
	NORW			13	13	NORV	
	U S A			7	7	E-U	
	CTHER	54	16		70	AUTRE	
COMMODITY TOTAL		113	16	55	184		TOTAL DE MARCHANDISE
VEG. OILS, FATS NES	LIBER	42	4,523		4,565	LIBER	HUIL. MAT. GRAS. VEG. NDA
SYNTHETIC RUBBER	U K			108	108	R U	CAOUTCHOUC SYNTHETIQUE
CHEM. SPECIALTIES NES	U S A			56	56	E-U	PROD. CHIM. SPECIAUX NDA
CASTINGS, FORGINGS	CTHER		49		49	AUTRE	MDUL. PIECES FORGEES
STRUCTURAL SHAPES	GER			6	6	ALL	PROFILES DE CONSTRUCT.
METAL FAB. BASIC PROD.	U K			159	159	R U	OUVR. DE BASE EN METAL
	GREEK	121			121	GRECC	
	NETH			47	47	P. BAS	
	NORW	10			10	NORV	
	U S A			49	49	E-U	
COMMODITY TOTAL		131		295	386		TOTAL DE MARCHANDISE
NON-MET. MIN. BASIC PROD	GER			1	1	ALL	PROD. MIN. NON-MET. BASE
PASS. AUTOS AND CHASSIS	U K			159	159	R U	VOITURES PART., CHASSIS
MOTOR VEHICLE ENGINES	U K			84	84	R U	MOTEURS DE VEH. AUTOM.
SHIPS, AIRCRAFT, MIS. VEH	NETH			16	16	P. BAS	NAVIRES, AVIONS, VEH. DIV
RUBBER TIRES AND TUBES	U S A			7	7	E-U	PNEUS, CHAMBRES A AIR
EQUIPMENT MISC.	U K			160	160	R U	MATERIEL DIVERS
	GER			1	1	ALL	
	NORW			82	82	NORV	
	U S A			139	139	E-U	
COMMODITY TOTAL				382	382		TOTAL DE MARCHANDISE
PERSONAL, HOUSEHOLD GOODS	U K			154	154	R U	ART. PERS. ET MENAGERS
	GER			9	9	ALL	
	NETH			7	7	P. BAS	
	NORW	30		18	48	NORV	
	U S A			108	108	E-U	
COMMODITY TOTAL		30		296	326		TOTAL DE MARCHANDISE
CONTAINERS, CLOSURES	NORW	11			11	NORV	CONTENEURS, FERMETURES
	U S A			1	1	E-U	
COMMODITY TOTAL		11		1	12		TOTAL DE MARCHANDISE

TABLE 2. CARGOES UNLOADED AT CANADIAN PORTS FROM FOREIGN COUNTRIES IN 1975.

TABLEAU 2. MARCHANDISES DECHARGEES DANS LES PORTS CANADIENS EN PROVENANCE DE PAYS ETRANGERS EN 1975.

COUNTRY OF ORIGIN AND KIND OF CARGO	REGISTRY OF VESSEL	ATLANTIC ATLANTIQUE	GREAT LAKES GRANDS LACS	PACIFIC PACIFIQUE	TOTAL TOTAL	IMMATIC. DU NAVIRE	PAYS D'ORIGINE ET MARCHANDISE
SINGAPORE							SINGAPOUR
CCNT. MISC. END PRODUCTS NES	U K			1	1	R U	SUITE PRODUITS FINIS DIV.NOA
	GER	2			2	ALL	
	NORW	4			4	NORV	
COMMODITY TOTAL		6		1	7		TOTAL DE MARCHANDISE
GENERAL CARGO	CTHER	91			91	AUTRE	MARCHANDISES DIVERSES
CONTAINERIZED FREIGHT	U K			658	658	R U	FRET CONTENEURESE
	GER	56			56	ALL	
	LIBER	139			139	LIBER	
	CTHER	15			15	AUTRE	
COMMODITY TOTAL		210		658	908		TOTAL DE MARCHANDISE
COUNTRY/REGION TOTAL		6,105*	8,630*	23,829*	38,564*		TOTAL DE PAYS/REGION
BURMA							BIRMANIE
TEXTILE FAB.MTL NES	U K			6	6	R U	OUVR.EN MAT.TEXT.NOA
PIPES,TUBES:IRCN,STEEL	U K			3	3	R U	TUYAUX,TUBES:FER,ACIER
METAL FAB.BASIC PROD.	U K			12	12	R U	OUVR.DE BASE EN METAL
TRACTORS	U K			40	40	R U	TRACTEURS
MACHINERY NES	U K			3	3	R U	MACHINES NDA
GENERAL CARGO	U K			5	5	R U	MARCHANDISES DIVERSES
COUNTRY/REGION TOTAL		*	*	69*	69*		TOTAL DE PAYS/REGION
PEOPLE R CHINA							REP.POP. CHINE
MACARONI,CEREAL PROD.	JAPAN		7		7	JAPON	PATES ALIM.PROD.CEREAL
NUTS,EXC.OIL NUTS NES	JAPAN	58			58	JAPCN	NOIX,SAUF OLEAG.NOA
VEGETABLE PREP.NES	NORW	182			182	NORV	PREP. DE LEGUMES NOA
MISC.FOOD PREP.NES	GREEK	363			363	GRECQ	DIV.ALIM.NOA
	LIBER	34			34	LIBER	
COMMODITY TOTAL		397			397		TOTAL DE MARCHANDISE
RAW HIDES AND SKINS	JAPAN	49			49	JAPON	PEAUX ET CUIRS BRUT
TEXTILE FIBRES NES	GREEK	1,939			1,939	GRECQ	FIBRES TEXTILES NDA
CRUDE NON-MET.MIN.NES	GREEK	616			616	GRECQ	MIN.NON-MET.BRUTS NDA
TEXTILE FAB.MTL NES	LIBER	229			229	LIBER	OUVR.EN MAT.TEXT.NOA
	JAPAN	240			240	JAPCN	
COMMODITY TOTAL		469			469		TOTAL DE MARCHANDISE
ORGANIC CHEMICALS NES	LIBER	22			22	LIBER	PROD.CHIM.ORGAN.NOA
CHEM.SPECIALTIES NES	JAPAN	67			67	JAPON	PROD.CHIM.SPECIALTIES NDA
MACHINERY NES	JAPAN		11		11	JAPON	MACHINES NDA
EQUIPMENT MISC.	LIBER	7			7	LIBER	MATERIEL DIVERS
PERSONAL,HSEHOLD GOODS	LIBER	342			342	LIBER	ART.PERS.ET MENAGERES
	JAPAN		30		30	JAPCN	
COMMODITY TOTAL		342	30		372		TOTAL DE MARCHANDISE
MISC. END PRODUCTS NES	LIBER	659			659	LIBER	PRODUITS FINIS DIV.NOA
GENERAL CARGO	GREEK	1,373			1,373	GRECQ	MARCHANDISES DIVERSES
	LIBER	283			283	LIBER	
	JAPAN	5			5	JAPCN	
COMMODITY TOTAL		1,661			1,661		TOTAL DE MARCHANDISE
COUNTRY/REGION TOTAL		6,468*	48*	*	6,516*		TOTAL DE PAYS/REGION
INDONESIA							INDONESIE
TEA	NORW	66			66	NORV	THE
RUBBER,ALLIED GUMS,NAT	NORW	16			16	NORV	CAOUTCHOUC GOMMES NAT.
	U S A			587	587	E-U	
	CTHER			2,867	2,867	AUTRE	
COMMODITY TOTAL		16		3,454	3,470		TOTAL DE MARCHANDISE
LUMBER AND TIMBER	GREEK			384	384	GRECQ	BOIS D'OEUVRE ET CHARP.
WOOD FAB.MATERIALS	GREEK			12	12	GRECQ	DEMI-PRODUITS EN BOIS
VEG.OILS,FATS NES	U K			482	482	R U	HUIL.MAT.GRAS.VEG.NOA
	LIBER	1,572	8,115		9,687	LIBER	
	CTHER		490		490	AUTRE	
COMMODITY TOTAL		1,572	8,605	482	10,659		TOTAL DE MARCHANDISE
PERSONAL,HSEHOLD GOODS	U K			6	6	R U	ART.PERS.ET MENAGERES
MISC. END PRODUCTS NES	U K			5	5	R U	PRODUITS FINIS DIV.NOA
CONTAINERIZED FREIGHT	U S A			15	15	E-U	FRET CONTENEURESE
COUNTRY/REGION TOTAL		1,654*	8,605*	4,358*	14,617*		TOTAL DE PAYS/REGION
JAPAN							JAPON
LIVE ANIMALS, NES	NORW			11	11	NORV	ANIMAUX VIVANTS, NOA
FISH,FRESH OR FROZEN	JAPAN			126	126	JAPON	POISSON,FRAIS OU CONG.
FISH,CANNED	SWEDN	54			54	SUEDE	POISSON EN BOITES
	U S A			32	32	E-U	
	CTHER			15	15	AUTRE	
COMMODITY TOTAL		54		47	101		TOTAL DE MARCHANDISE
LOBSTER	NORW	4			4	NORV	HOMARD
SHELL FISH,NES	GER	7			7	ALL	MOLLUSQUES CRUST.,NOA
	NORW	106		1	107	NORV	
COMMODITY TOTAL		113		1	114		TOTAL DE MARCHANDISE
CHEESE	SWEDN	6			6	SUEDE	FROMAGE
FRESH FRUITS,BERRIES	CENMK			141	141	DANMK	FRUITS, SAIS,FRAIS

TABLE 2. CARGOES UNLOADED AT CANADIAN PORTS FROM FOREIGN COUNTRIES IN 1975.

TABLEAU 2. MARCHANDISES DECHARGEES DANS LES PORTS CANADIENS EN PROVENANCE DE PAYS ETRANGERS EN 1975.

COUNTRY OF ORIGIN AND KIND OF CARGO	REGISTRY OF VESSEL	ATLANTIC ATLANTIQUE	GREAT LAKES GRANDS LACS	PACIFIC PACIFIQUE	TOTAL TOTAL	IMMATIC. DU NAVIRE	PAYS D'ORIGINE ET MARCHANDISE
JAPAN CCNT.							JAPON SUITE
	GER			310	310	ALL	
	SWEON			2,844	2,844	SUEDE	
	JAPAN			3,599	3,599	JAPON	
	CTHER			10,199	10,199	AUTRE	
COMMODITY TOTAL				17,093	17,093		TOTAL DE MARCHANDISE
FRUITS, PREP. CANNED	NDRW	20			20	NORV	FRUITS PREP. EN BOITE
	U S A			4	4	E-U	
COMMODITY TOTAL		20		4	24		TOTAL DE MARCHANDISE
NUTS, EXC. OIL NUTS NES	JAPAN		341		341	JAPON	NOIX, SAUF OLEAG. NDA
VEGETABLES, DRIED	U S A			2	2	E-U	LEGUMES, SECS
VEGETABLE PREP. NES	JAPAN			37	37	JAPON	PREP. DE LEGUMES NOA
	U S A			70	70	E-U	
COMMODITY TOTAL				107	107		TOTAL DE MARCHANDISE
TEA	GER	17			17	ALL	THE
	NDRW	15			15	NORV	
	SWEON	11			11	SUEDE	
	U S A			29	29	E-U	
COMMODITY TOTAL		43		29	72		TOTAL DE MARCHANDISE
MISC. FOOD PREP. NES	U K			13	13	R U	DIV. PREP. ALIM. NDA
	NORW	1			1	NORV	
	LIBER		73		73	LIBER	
	JAPAN		9		9	JAPON	
	U S A			36	36	E-U	
COMMODITY TOTAL		1	82	49	132		TOTAL DE MARCHANDISE
FERM. ALCOHOLIC BEV. DRES AND CONC. NES	NORW			5	5	NORV	BOISS. ALCOOL. FERME. MINERAIS ET CONC. NDA
	GREEK	6,781			6,781	GRECQ	
	LIBER	3,538			3,538	LIBER	
	PANAM	4,408			4,408	PANAM	
	CTHER	1,558			1,558	AUTRE	
COMMODITY TOTAL		16,285		5	16,285		TOTAL DE MARCHANDISE
CLAY MATERIALS NES LEATHER	PANAM	4,816			4,816	PANAM	MATIERES ARGIL. NDA
	U K			1	1	R U	CUIR
	NORW			3	3	NORV	
	LIBER			1	1	LIBER	
COMMODITY TOTAL		1		4	5		TOTAL DE MARCHANDISE
RUBBER, PALM MATERIALS	U K			1	1	R U	DEMI-PRDD. CAOUTCHOUC
	NORW	106			106	NORV	
	SWEON	88			88	SUEDE	
	JAPAN	5			5	JAPON	
	U S A			253	253	E-U	
COMMODITY TOTAL		199		254	453		TOTAL DE MARCHANDISE
LUMBER AND TIMBER VENEER, PLYWOOD	JAPAN			51	51	JAPON	BOIS D'OEUVRE ET CHARP. PLACAGES, CONTRE-PLAQ.
	U K			112	112	R U	
	GREEK	84	15		99	GRECQ	
	NORW	28		10	38	NORV	
	LIBER			887	887	LIBER	
	JAPAN	80	6	1,111	1,197	JAPON	
	U S A			200	200	E-U	
	CTHER			658	658	AUTRE	
COMMODITY TOTAL		192	21	2,978	3,191		TOTAL DE MARCHANDISE
WOOD FAB. MATERIALS PAPER NES	SWEON	2			2	SUEDE	DEMI-PRODUITS EN BOIS
PAPERBOARD	NORW	8			8	NORV	PAPIER NDA
CORDEGE, TWINE, RCPE	SWEON	4			4	SUEDE	CARTON
TEXTILE FAB. MTL NES	U S A			232	232	E-U	CORDEGE, FICELLE, CORDE
	U K			75	75	R U	OUVR. EN MAT. TEXT. NDA
	NORW	97		122	219	NORV	
	SWEON	4			4	SUEDE	
	LIBER	36			36	LIBER	
	JAPAN	55	35		90	JAPON	
	U S A			195	195	E-U	
	CTHER			8	8	AUTRE	
COMMODITY TOTAL		192	35	400	627		TOTAL DE MARCHANDISE
METALLIC SALTS INORGANIC CHEMS. NES	NORW	13			13	NORV	SELS METALLIQUES
	LIBER	56			56	LIBER	PROD. CHIM. INORG. NDA
	JAPAN					JAPON	
	U S A			20	20	E-U	
COMMODITY TOTAL		69		20	89		TOTAL DE MARCHANDISE
ORGANIC CHEMICALS NES	NORW	15			15	NORV	PROD. CHIM. ORGAN. NDA
	JAPAN	3	11		14	JAPON	
	U S A			5	5	E-U	
COMMODITY TOTAL		18	11	5	34		TOTAL DE MARCHANDISE
AGRICULTURAL CHEMICALS SYNTHETIC RUBBER	LIBER	56			56	LIBER	PROD. CHIM. AGRICOLES
PLASTIC MATERIALS	NORW			3	3	NORV	CAOUTCHOUC SYNTHETIQUE
	U K			22	22	R U	MATIERES PLASTIQUES
	GREEK		56		56	GRECQ	
	NORW	633		12	645	NORV	
	LIBER	2	3		5	LIBER	
	JAPAN	62			62	JAPON	
	U S A			161	161	E-U	
COMMODITY TOTAL		697	59	195	951		TOTAL DE MARCHANDISE
DYESTUFF, PIGMENT, PAINT	NORW	5			5	NORV	MAT. COLOR. PTG. PEINTURE
CHEM. SPECIALTIES NES	NORW	11			11	NORV	PROD. CHIM. SPECIAUX NDA
LUBRICATING OIL, GREASE	U S A			5	5	E-U	HUILE, GRAISSE LUBRIF.
FERRO-ALLOYS	U K			17	17	R U	FERRO-ALLIAGES
COMMODITY TOTAL			104	17	104	JAPON	TOTAL DE MARCHANDISE
	JAPAN		104	17	121		

TABLE 2. CARGOES UNLOADED AT CANADIAN PORTS FROM FOREIGN COUNTRIES IN 1975.

TABLEAU 2. MARCHANDISES DECHARGÉES DANS LES PORTS CANADIENS EN PROVENANCE DE PAYS ÉTRANGERS EN 1975.

COUNTRY OF ORIGIN AND KIND OF CARGO	REGISTRY OF VESSEL	ATLANTIC ATLANTIQUE	GREAT LAKES GRANDS LACS	PACIFIC PACIFIQUE	TOTAL TOTAL	IMMATIC. DU NAVIRE	PAYS D'ORIGINE ET MARCHANDISE
JAPAN CCNT. PRIMARY IRON, STEEL NES	U K LIBEP PANAM U S A CTHER			461 1,248 5,835 35 200	461 1,248 5,835 35 200	R U LIBEP PANAM E-U AUTPE	JAPON SUITE FER, ACIER PRIMAIR. NDA
COMMODITY TOTAL CASTINGS, FORGINGS	U K SWEDN JAPAN PANAM CTHER	11 2			35 11 2 286 8	R U SUEDE JAPON PANAM AUTRE	TOTAL DE MARCHANDISE MOUL. PIÈCES FORGÉES
COMMODITY TOTAL BARS AND RODS, STEEL	U K GREEK NORW SWEDN LIBER JAPAN PANAM U S A CTHER	2,862 10,156 389 24 614 178 109	1,703	5,091	3,501 16,950 389 24 23,724 5,228 1,753 36	R U GRECO NORV SUEDE LIBER JAPON PANAM E-U AUTRE	TOTAL DE MARCHANDISE BARRES ET TIGES ACIER
COMMODITY TOTAL PLATE & SHEET STEEL	U K GREEK NORW SWEDN LIBER JAPAN PANAM U S A CTHER	1,765 6,506 157 372 542 233 2,966	4,084 8,880	816	6,665 15,386 254 372 70,569 10,441 17,588 498	R U GRECC NORV SUEDE LIBER JAPON PANAM E-U AUTRE	TOTAL DE MARCHANDISE TOLES, FEUILLES DACIER
COMMODITY TOTAL STRUCTURAL SHAPES	U K GREEK NORW LIBER JAPAN PANAM U S A CTHER	12,541 1,932 55 5,347 329	20,222 4,664	96,734 813	129,497 6,596 261 27,414 1,546 4,491 380	R U GRECO NORV LIBER JAPON PANAM E-U AUTRE	TOTAL DE MARCHANDISE PROFILS DE CONSTRUCT.
COMMODITY TOTAL RAILS & TRACK MATERIAL PIPES, TUBES, IRON, STEEL	U K GER GREEK NORW SWEDN LIBER JAPAN PANAM U S A CTHER	8,763 1 412 520 216 290 1,036	458 6 1,640	431	458 1 2,052 520 216 15,854 6,312 3,406 363 3,585	JAPON R U ALL GRECC NORV SUEDE LIBER JAPON PANAM E-U AUTRE	TOTAL DE MARCHANDISE RAILS, MAT. VOIE FERREE TUYAUX, TUBES FER, ACIER
COMMODITY TOTAL WIRE	U K NORW SWEDN LIBER JAPAN U S A CTHER	3,364 309 423 105 5	3,705 55	25,677	32,746 53 45 354 423 3,928 140 200 365 29	R U NORV SUEDE LIBER JAPON E-U AUTRE	TOTAL DE MARCHANDISE FIL METALLIQUE
COMMODITY TOTAL ALUMINIUM	GER NORW SWEDN	842 10 38 82	55	4,455	5,352 10 38 82	ALL NORV SUEDE	TOTAL DE MARCHANDISE ALUMINIUM
COMMODITY TOTAL COPPER AND ALLOYS	JAPAN CTHER	130	20		130 20 419 439	JAPON AUTRE	TOTAL DE MARCHANDISE CUIVRE ET ALLIAGES
COMMODITY TOTAL METAL FAB. BASIC PROD.	U K GER GREEK NORW SWEDN LIBER JAPAN U S A CTHER	2 451 1,235 380 80 112	64		31 2 515 1,325 380 391 516 385 4,750	R U ALL GRECC NORV SUEDE LIBER JAPON E-U AUTRE	TOTAL DE MARCHANDISE DUVR. OE BASE EN METAL
COMMODITY TOTAL BRICKS, TILES NES	U K GREEK NORW LIBER JAPAN U S A CTHER	2,260 199 138 84	413 62	5,622 35	8,295 35 261 146 683 3,610 187 14	R U GRECO NORV LIBER JAPON E-U AUTRE	TOTAL DE MARCHANDISE BRIQUES, TUILES NDA
COMMODITY TOTAL		435	3,672	829	4,936		TOTAL DE MARCHANDISE

TABLE 2. CARGOES UNLOADED AT CANADIAN PORTS FROM FOREIGN COUNTRIES IN 1975.

TABLEAU 2. MARCHANDISES DECHARGÉES DANS LES PORTS CANADIENS EN PROVENANCE DE PAYS ÉTRANGERS EN 1975.

COUNTRY OF ORIGIN AND KIND OF CARGO	REGISTRY OF VESSEL	ATLANTIC ATLANTIQUE	GREAT LAKES GRANDS LACS	PACIFIC PACIFIQUE	TOTAL TOTAL	IMMATIC. DU NAVIRE	PAYS D'ORIGINE ET MARCHANDISE
JAPAN							JAPON
GLASS BASIC PRODUCTS	U K NORW U S A			105 574 155	105 574 155	R U NORV E-U	SUITE OUVR. DE BASE EN VERRE
COMMODITY TOTAL				834	834		TOTAL DE MARCHANDISE
ASBESTOS BASIC PROD.	U K NORW	184 184		52	52 184	R U NORV	OUVR. DE BASE AMIANTE
COMMODITY TOTAL				1	1	R U	TOTAL DE MARCHANDISE
NON-MET. MIN. BASIC PROD	U K NORW SWEDN LIBER U S A CTHER	2 2	45	623 1 43	625 2 45	NORV SUEDE LIBER E-U	PROD. MIN. NON-MET. BASE
COMMODITY TOTAL		15	45	281	296	AUTRE	TOTAL DE MARCHANDISE
MISC. FABRICATED PROD.	GER GREEK NORW CTHER	19 74 318 256 219		948 503	1,012 74 318 759 219	ALL GRECQ NORV AUTRE	OUVRAGES DIVERS
COMMODITY TOTAL		867		503	1,370		TOTAL DE MARCHANDISE
TRACTORS	U K GER NORW SWEDN JAPAN U S A CTHER	11 901 1,143 12		1,036 1,220	1,038 11 2,121 1,143 12	R U ALL NORV SUEDE JAPON E-U AUTRE	TRACTEURS
COMMODITY TOTAL		2,067		2,727	4,794		TOTAL DE MARCHANDISE
MACHINERY NES	U K GER GREEK NETI NORW SWEDN LIBER JAPAN U S A	16 235 563 617 64 6	43	205	205 16 235 563 1,137 64 49	R U ALL GRECQ P. BAS NORV SUEDE LIBER JAPON E-U	MACHINES NOA
COMMODITY TOTAL		1,613	1,923	1,066	5,329		TOTAL DE MARCHANDISE
PASS. AUTOS AND CHASSIS	DENMK GER GREEK NORW LIBER JAPAN PANAM U S A CTHER			423 777 2,804 1,872 7,989 8,447 4,081 1,395 2,593	423 777 2,804 1,872 9,001 14,538 4,081 1,395 2,593	DANMK ALL GRECQ NORV LIBER JAPON PANAM E-U AUTRE	VOITURES PART., CHASSIS
COMMODITY TOTAL		7,103		30,381	37,484		TOTAL DE MARCHANDISE
TRUCKS AND CHASSIS	GREEK NORW LIBER JAPAN U S A			421 857	421 857	GRECQ NORV LIBER JAPON E-U	CAMIONS ET CHASSIS
COMMODITY TOTAL		409		640	640		TOTAL DE MARCHANDISE
MOTOR VEHICLE ENGINES	GREEK NORW SWEDN LIBER JAPAN U S A CTHER		6	1,990	2,399	GRECQ NORV SUEDE LIBER JAPON E-U AUTRE	MOTEURS DE VEH. AUTOM.
COMMODITY TOTAL		63	15	48	126		TOTAL DE MARCHANDISE
ROAD MOTOR VEH. NES	GREEK NORW JAPAN	3 4 2		9	3 13 2	GRECQ NORV JAPON	VEH. AUTOM. ROUTIERS NOA
COMMODITY TOTAL		9		9	18		TOTAL DE MARCHANDISE
SHIPS, AIRCRAFT, MIS. VEH	NORW SWEDN PANAM U S A CTHER	5 24 581		49	54 24 581 125 1	NORV SUEDE PANAM E-U AUTRE	NAVIRES, AVIONS, VEH. DIV
COMMODITY TOTAL		610		175	785		TOTAL DE MARCHANDISE
EQUIPMENT MISC.	U K GER GREEK NORW SWEDN LIBER JAPAN U S A CTHER	151 883 501 74 6	134	231	231 151 883 676 74 6	R U ALL GRECQ NORV SUEDE LIBER JAPON E-U AUTRE	MATERIEL DIVERS
COMMODITY TOTAL		2,972	134	1,171	4,277		TOTAL DE MARCHANDISE
PERSONAL, HOUSEHOLD GOODS	U K GER GREEK NORW SWEDN	12 6 251 97	1	144	144 12 7 655 97	R U ALL GRECQ NORV SUEDE	ART. PERS. ET MENAGERS

TABLE 2. CARGOES UNLOADED AT CANADIAN PORTS FROM FOREIGN COUNTRIES IN 1975.

TABEAU 2. MARCHANDISES DECHARGEES DANS LES PORTS CANADIENS EN PROVENANCE DE PAYS ETRANGERS EN 1975.

COUNTRY OF ORIGIN AND KIND OF CARGO	REGISTRY OF VESSEL	ATLANTIC ATLANTIQUE	GREAT LAKES GRANDS LACS	PACIFIC PACIFIQUE	TOTAL TOTAL	IMMATIC. DU NAVIRE	PAYS D'ORIGINE ET MARCHANDISE
JAPAN	CCNT.						JAPON
	JAPAN	15	66		81	JAPON	SUITE
	U S A			585	585	E-U	
	CTHER			149	149	AUTRE	
COMMODITY TOTAL		381	67	1,282	1,730		TOTAL DE MARCHANDISE
CONTAINERS, CLOSURES	NORW	25			25	NORV	CONTENEURS, FERMETURES
MISC. END PRODUCTS NES	U K			17	17	R U	PRODUITS FINIS DIVERS
	GREEK		10		10	GRECC	
	NORW	17		16	33	NORV	
	SWEDN	10			10	SUEDE	
	LIBER	3			3	LIBER	
	U S A			63	63	E-U	
	CTHER			64	64	AUTRE	
COMMODITY TOTAL		30	10	160	200		TOTAL DE MARCHANDISE
GENERAL CARGO	U K			479	479	R U	MARCHANDISES DIVERSES
	GREEK	2,234			2,234	GRECC	
	NORW	6		68	74	NORV	
	SWEDN	1,499			1,499	SUEDE	
	LIBER	11	16		27	LIBER	
	JAPAN	21	10		31	JAPON	
	U S A			10	10	E-U	
	CTHER	14		43	57	AUTRE	
COMMODITY TOTAL		3,785	26	600	4,411		TOTAL DE MARCHANDISE
CONTAINERIZED FREIGHT	U K			1,501	1,501	R U	FRET CONTENEURESE
	GER	15,176			15,176	ALL	
	SWEDN	4,213			4,213	SUEDE	
	LIBER	20,006		828	20,834	LIBER	
	JAPAN	36,972	26	97,521	134,519	JAPON	
	U S A			338	338	E-U	
	CTHER	9,313		22,174	31,487	AUTRE	
COMMODITY TOTAL		85,680	26	122,362	208,068		TOTAL DE MARCHANDISE
COUNTRY/REGION TOTAL		178,030*	43,708*	403,200*	624,938*		TOTAL DE PAYS/REGION
KOREA - SOUTH							COREE DU SUD
SHELL FISH, NES	U S A			2	2	E-U	MOLLUSQUES CRUST., NDA
FRUITS, PREP. CANNED	U S A			19	19	E-U	FRUITS PREP. EN BOTTE
MISC. FOOD PREP. NES	U K			1	1	R U	DIV. PREP. ALIM. NDA
RUBBER FAB. MATERIALS	U S A			12	12	E-U	DEMI-PROD. CAOUTCHOUC
LUMBER AND TIMBER	GREEK		307		307	GRECC	BOIS D'OEUVRE ET CHAPP.
	NORW			183	183	NORV	
	LIBER			377	377	LIBER	
COMMODITY TOTAL			307	560	867		TOTAL DE MARCHANDISE
SAWMILL PRODUCTS NES	GREEK			50	50	GRECC	SCIAGES NDA
VENEER, PLYWOOD	U K			729	729	R U	PLACAGES, CONTRE-PLAQ.
	GREEK	14,703	945	4,107	19,755	GRECC	
	NORW			16,311	16,311	NORV	
	LIBER	2,967	800	14,583	18,350	LIBER	
	PANAM	284			284	PANAM	
	CTHER	2,806		5,312	8,118	AUTRE	
COMMODITY TOTAL		20,760	1,745	41,042	63,547		TOTAL DE MARCHANDISE
WOOD FAB. MATERIALS	GREEK			90	90	GRECC	DEMI-PRODUITS EN BOIS
	LIBER			362	362	LIBER	
	OTHER			112	112	AUTRE	
COMMODITY TOTAL				564	564		TOTAL DE MARCHANDISE
TEXTILE FAB. MTL NES	GER	8			8	ALL	OUVR. EN MAT. TEXT. NDA
	NORW	56			56	NORV	
COMMODITY TOTAL		64			64		TOTAL DE MARCHANDISE
PLASTIC MATERIALS	U K			7	7	R U	MATIERES PLASTIQUES
CASTINGS, FORGINGS	U S A			12	12	E-U	MOUL. PIECES FORGEES
BAR AND RODS, STEEL	GREEK	132			132	GRECC	BARRES ET TIGES ACIER
	NORW			957	957	NORV	
	LIBER			511	511	LIBER	
	CTHER			768	768	AUTRE	
COMMODITY TOTAL		132		2,236	2,368		TOTAL DE MARCHANDISE
PLATE & SHEET STEEL	GREEK	10,425			10,425	GRECC	TOLES, FEUILLES D'ACIER
	NORW			283	283	NORV	
	LIBER			1,106	1,106	LIBER	
COMMODITY TOTAL		10,425		1,389	11,814		TOTAL DE MARCHANDISE
STRUCTURAL SHAPES	GREEK			1,478	1,478	GRECC	PROFILES DE CONSTRUCT.
	LIBER			315	319	LIBER	
	CTHER			1,533	1,533	AUTRE	
COMMODITY TOTAL				3,330	3,330		TOTAL DE MARCHANDISE
RAILS & TRACK MATERIAL	CTHER			223	223	AUTRE	RAILS, MAT. VOIE FERREE
PIPES, TUBES: IRON, STEEL	U K			493	493	R U	TUYAUX, TUBES: FER, ACIER
	LIBER			1,315	1,315	LIBER	
COMMODITY TOTAL				1,808	1,808		TOTAL DE MARCHANDISE
WIRE	U K			121	121	R U	FIL METALLIQUE
	U S A			109	109	E-U	
COMMODITY TOTAL				230	230		TOTAL DE MARCHANDISE
METAL FAB. BASIC PROD.	U K			7	7	R U	OUVR. DE BASE EN METAL
	NORW	20			20	NORV	
	LIBER			123	123	LIBER	
	U S A			33	33	E-U	
COMMODITY TOTAL		20		163	183		TOTAL DE MARCHANDISE
BRICKS, TILES NES	U S A			44	44	E-U	BRIQUES, TUILLES NDA

TABLE 2. CARGES UNLOADED AT CANADIAN PORTS FROM FOREIGN COUNTRIES IN 1975.

TABLEAU 2. MARCHANDISES DECHARGEES DANS LES PORTS CANADIENS EN PROVENANCE DE PAYS ETRANGERS EN 1975.

COUNTRY OF ORIGIN AND KIND OF CARGO	REGISTRY OF VESSEL	ATLANTIC ATLANTIQUE	GREAT LAKES GRANDS LACS	PACIFIC PACIFIQUE	TOTAL TOTAL	IMMATIC. DU NAVIRE	PAYS D'ORIGINE ET MARCHANDISE
KOREA - SOUTH CGNT. GLASS BASIC PRODUCTS	U K			70	70	R U	COREE DU SUD SUITE
MOTOR VEHICLE ENGINES	U K			23	23	R U	OUVR. DE BASE EN VERRE
EQUIPMENT MISC.	U K			95	95	R U	MOTEURS DE VEH. AUTOM.
	U S A			97	97	E-U	MATERIEL DIVERS
COMMODITY TOTAL				192	192		TOTAL DE MARCHANDISE
PERSONAL, HOUSEHOLD GOODS	U K			383	383	R U	ART. PERS. ET MENAGERS
	GREEK		1	1	1	GRECC	
	NORW	53		33	86	NORV	
	U S A			699	699	E-U	
COMMODITY TOTAL		53	1	1,115	1,169		TOTAL DE MARCHANDISE
MISC. END PRODUCTS NES	U S A			1	1	E-U	PRODUITS FINIS DIV. NDA
GENERAL CARGO	U K			9	9	R U	MARCHANDISES DIVERSES
CONTAINERIZED FREIGHT	U K			640	640	R U	FRET CONTENEURESE
	GER	2,796			2,796	ALL	
	SWEDN	54			54	SUEDE	
	LIBER	2,960			2,960	LIBER	
	CTHER	1,500			1,500	AUTRE	
COMMODITY TOTAL		7,310		640	7,950		TOTAL DE MARCHANDISE
COUNTRY/REGION TOTAL		38,764*	2,053*	53,742*	94,559*		TOTAL DE PAYS/REGION
PHILIPPINES							PHILIPPINES
FISH, FRESH OR FROZEN	U S A			8	8	E-U	POISSON, FRAIS OU CONG.
SHELL FISH, NES	U S A			15	15	E-U	MOLLUSQUES CRUST., NDA
FRESH FRUITS, BERRIES	ITALY		2,134		2,134	ITAL	FRUITS, BAIES FRAIS
	U S A			336	336	E-U	
COMMODITY TOTAL			2,134	336	2,470		TOTAL DE MARCHANDISE
FROZEN FRUITS, BERRIES	U S A			12	12	E-U	FRUITS, BAIES CONGELES
FRUIT JUICES	U S A			97	97	E-U	JUS DE FRUIT
FRUITS, PREP. CANNED	GREEK	486			486	GRECC	FRUITS PREP. EN BOITE
	ITALY	936			936	ITAL	
	NORW	1,413	1,993		3,406	NORV	
	U S A			12	12	E-U	
COMMODITY TOTAL		2,835	1,993	12	4,840		TOTAL DE MARCHANDISE
NUTS, EXC. OIL NUTS NES	U S A			62	62	E-U	NOIX, SAUF OLEAG. NDA
VEGETABLE PREP. NES	U S A			113	113	E-U	PREP. DE LEGUMES NDA
MISC. FOOD PREP. NES	U K			7	7	R U	DIV. PREP. ALIM. NDA
	GREEK		1,666		1,666	GRECC	
	U S A			59	59	E-U	
COMMODITY TOTAL			1,666	66	1,732		TOTAL DE MARCHANDISE
DIST. ALCOHOLIC BEV.	U S A			11	11	E-U	BOISS. ALCOOL. DIST.
CRUDE ANIMAL PRODS. NES	SWEDN	1			1	SUEDE	PR. BRUTS ORIG. ANIM. NDA
TEXTILE FIBRES NES	U S A			51	51	E-U	FIBRES TEXTILES NOA
OKES AND CONC. NES	GREEK	8,941			8,941	GRECC	MINERAIS ET CONC. NDA
	PANAM	7,642			7,642	PANAM	
COMMODITY TOTAL		16,583			16,583		TOTAL DE MARCHANDISE
LUMBER AND TIMBER	SWEDN	20			20	SUEDE	BOIS OEUVRE ET CHARP.
	U S A			454	454	E-U	
	CTHER			181	181	AUTRE	
COMMODITY TOTAL		20		635	655		TOTAL DE MARCHANDISE
VENEER, PLYWOOD	LIBER			623	623	LIBER	PLACAGES, CONTRE-PLAQ.
	CTHER			151	151	AUTRE	
COMMODITY TOTAL				774	774		TOTAL DE MARCHANDISE
WOOD FAB. MATERIALS	GREEK			9	9	GRECC	DEMI-PRODUITS EN BOIS
	LIBER			174	174	LIBER	
				183	183		
COMMODITY TOTAL				183	183		TOTAL DE MARCHANDISE
BLDG. PAPER AND BOARD	NORW	53			53	NORV	PLAQ. CONSTR. PAP/CART.
CORDAGE, TWINE, RCPE	U K			37	37	R U	CORDAGE, FICELLE, CDROE
	NORW	433			433	NORV	
	U S A			53	53	E-U	
COMMODITY TOTAL		433		90	523		TOTAL DE MARCHANDISE
TEXTILE FAB. MTL NES	U K			1	1	R U	OUVR. EN MAT. TEXT. NDA
	NORW	80			80	NORV	
	U S A			68	68	E-U	
COMMODITY TOTAL		80		69	149		TOTAL DE MARCHANDISE
VEG. OILS, FATS NES	LIBER	442	679		1,121	LIBER	HUIL. MAT. GRAS. VEG. NDA
CASTINGS, FORGINGS	U S A			95	95	E-U	MOUL. PIECES FORGEES
GLASS BASIC PRODUCTS	U S A			61	61	E-U	OUVR. DE BASE EN VERRE
EQUIPMENT MISC.	U S A			6	6	E-U	MATERIEL DIVERS
PERSONAL, HOUSEHOLD GOODS	U K			1	1	R U	ART. PERS. ET MENAGERS
	NORW	5			5	NORV	
	U S A			58	58	E-U	
COMMODITY TOTAL		5		59	64		TOTAL DE MARCHANDISE
FIREARMS, AMMUNITION	U K			1	1	R U	ARMES A FEU, MUNITIONS
MISC. END PRODUCTS NES	U K			3	3	R U	PRODUITS FINIS DIV. NDA
GENERAL CARGO	SWEDN	485			485	SUEDE	MARCHANDISES DIVERSES
CONTAINERIZED FREIGHT	U K			13	13	R U	FRET CONTENEURESE
	GER	47			47	ALL	
	SWEDN	100			100	SUEDE	
	LIBER	70			70	LIBER	
	U S A			76	76	E-U	
	CTHER	80			80	AUTRE	
COMMODITY TOTAL		297		89	386		TOTAL DE MARCHANDISE
COUNTRY/REGION TOTAL		21,234*	6,472*	2,848*	30,554*		TOTAL DE PAYS/REGION

TABLE 2. CARGOES UNLOADED AT CANADIAN PORTS FROM FOREIGN COUNTRIES IN 1975.

TABLEAU 2. MARCHANDISES DECHARGEES DANS LES PORTS CANADIENS EN PROVENANCE DE PAYS ETRANGERS EN 1975.							
COUNTRY OF ORIGIN AND KIND OF CARGO	REGISTRY OF VESSEL	ATLANTIC ATLANTIQUE	GREAT LAKES GRANDS LACS	PACIFIC PACIFIQUE	TOTAL TOTAL	IMMATIC. DU NAVIRE	PAYS D'ORIGINE ET MARCHANDISE
TAIWAN							TAIWAN
FISH, FRESH OR FROZEN	U S A			6	6	E-U	POISSON, FRAIS OU CONG.
FRESH FRUITS, BERRIES	U S A			21	21	E-U	FRUITS, BAIES FRAIS
	CTHER	7			7	AUTRE	
COMMODITY TOTAL		7		21	28		TOTAL DE MARCHANDISE
FRUITS, PREP. CANNED	GER	1			1	ALL	FRUITS PREP. EN BOITE
	U S A			8	8	E-U	
	CTHER		3		3	AUTRE	
COMMODITY TOTAL		1	3	8	12		TOTAL DE MARCHANDISE
NUTS, EXC. DIL NUTS NES	U S A			14	14	E-U	NOIX, SAUF OLEAG. NDA
	CTHER	10			10	AUTRE	
COMMODITY TOTAL		10		14	24		TOTAL DE MARCHANDISE
VEGETABLES, FRESH	U S A			12	12	E-U	LEGUMES, FRAIS
VEGETABLE PREP. NES	GER	44			44	ALL	PREP. DE LEGUMES NDA
	NORW	288			288	NORV	
	U S A			140	140	E-U	
	CTHER	3		273	276	AUTRE	
COMMODITY TOTAL		335		413	748		TOTAL DE MARCHANDISE
TEA	U K			11	11	R U	THE
	U S A			3	3	E-U	
	CTHER	34			34	AUTRE	
COMMODITY TOTAL		34		14	48		TOTAL DE MARCHANDISE
SPICES	NORW	9			9	NORV	EPICES
	U S A			29	29	E-U	
COMMODITY TOTAL		9		29	38		TOTAL DE MARCHANDISE
MISC. FOOD PREP. NES	U K			165	165	R U	DIV. PREP. ALIM. NDA
	NORW	349			349	NORV	
	LIBER	52			52	LIBER	
	L S A			484	484	E-U	
	CTHER	19		35E	377	AUTRE	
COMMODITY TOTAL		420		1,007	1,427		TOTAL DE MARCHANDISE
RUBBER, ALLIED GUMS, NAT	CTHER			14	14	AUTRE	CAOUTCHOUC GOMMES NAT.
CRUDE VEG. PROD. NES	NORW	6			6	NORV	PR. BRUTS ORIG. VEG. NDA
CRUDE WOOD MTL. NES	CTHER		42		42	AUTRE	MATIERES BOIS BRUT NDA
STONE, CRUDE NES	U K			1	1	R U	PIERRE BRUTE NDA
LUMBER AND TIMBER	GREEK	359	1,092	1,145	2,596	GRECC	BOIS D'OEUVRE ET CHAPP.
	LIBER	278		59	337	LIBER	
	CTHER	64	104		168	AUTRE	
COMMODITY TOTAL		701	1,196	1,204	3,101		TOTAL DE MARCHANDISE
VENEER, PLYWOOD	U K			167	167	R U	PLAQUES, CONTRE-PLAC.
	GER	20			20	ALL	
	GREEK	10,958	7,761	6,632	25,351	GRECC	
	NORW	5			5	NORV	
	LIBER	3,117		10,145	13,262	LIBER	
	U S A			764	764	E-U	
	OTHER	1,198	128	1,323	2,649	AUTRE	
COMMODITY TOTAL		15,298	7,889	19,031	42,218		TOTAL DE MARCHANDISE
WOOD FAB. MATERIALS	U K			11	11	R U	DEMI-PRODUITS EN BOIS
	GREEK	179		689	868	GRECC	
	NORW	27			27	NORV	
	LIBER	116		225	345	LIBER	
	U S A			3	3	E-U	
	CTHER	39	40		81	AUTRE	
COMMODITY TOTAL		361	40	934	1,335		TOTAL DE MARCHANDISE
BLDG. PAPER AND BOARD	U K			4	4	R U	PLAQ. CONSTR., PAP/CART.
CORDAGE, TWINE, ROPE	CTHER			1	1	AUTRE	CORDAGE, FICELLE, CORDE
TEXTILE FAB. MTL NES	U K			33	33	R U	OUVR. EN MAT. TEXT. NDA
	GER	2			2	ALL	
	NORW	11			11	NORV	
	U S A			13	13	E-U	
COMMODITY TOTAL		13		46	59		TOTAL DE MARCHANDISE
PLASTIC MATERIALS	U K			24	24	R U	MATIERES PLASTIQUES
	NORW	2			2	NORV	
	U S A			24	24	E-U	
COMMODITY TOTAL		2		48	50		TOTAL DE MARCHANDISE
FERRD-ALLCYS	GREEK	16			16	GRECC	FERRO-ALLIAGES
BARS AND RODS, STEEL	U S A			1	1	E-U	BARRES ET TIGES ACIER
STRUCTURAL SHAPES	NORW	22			22	NORV	PROFILES DE CONSTRUCT.
	U S A			23	23	E-U	
COMMODITY TOTAL		22		23	45		TOTAL DE MARCHANDISE
WIRE	U S A			37	37	E-U	FIL METALLIQUE
METAL FAB. BASIC PROD.	U K			9	9	R U	OUVR. DE BASE EN METAL
	GREEK	17			17	GRECC	
	NORW	16			16	NORV	
	SWEDN	40			40	SUEDE	
	U S A			52	52	E-U	
	CTHER	28	75	4	107	AUTRE	
COMMODITY TOTAL		101	75	65	241		TOTAL DE MARCHANDISE
BRICKS, TILES NES	U K			18	18	R U	BRIQUES, TILES NDA
	U S A			3	3	E-U	
COMMODITY TOTAL				21	21		TOTAL DE MARCHANDISE
GLASS BASIC PRODUCTS	U K			464	464	R U	OUVR. DE BASE EN VERRE
	U S A			45E	45E	E-U	
	CTHER			8	8	AUTRE	
COMMODITY TOTAL				928	928		TOTAL DE MARCHANDISE
MACHINERY NES	NORW	2			2	NORV	MACHINES NDA
	SWEDN	1			1	SUEDE	

TABLE 2. CARGOES UNLOADED AT CANADIAN PORTS FROM FOREIGN COUNTRIES IN 1975.

TABLEAU 2. MARCHANDISES DECHARGEES DANS LES PORTS CANADIENS EN PROVENANCE DE PAYS ETRANGERS EN 1975.

COUNTRY OF ORIGIN AND KIND OF CARGO	REGISTRY OF VESSEL	ATLANTIC ATLANTIQUE	GREAT LAKES GRANDS LACS	PACIFIC PACIFIQUE	TOTAL TOTAL	IMMATIC. DU NAVIRE	PAYS D'ORIGINE ET MARCHANDISE
TAIWAN	CCNT.						TAIWAN SUITE
	U S A			59	59	E-U	
	CTHER	7		15	22	AUTRE	
COMMODITY TOTAL		10		74	84		TOTAL DE MARCHANDISE
SHIPS, AIRCRAFT, MIS. VEH	U K			7	7	R U	NAVIRES, AVIONS, VEH. DIV
	GREEK	4			4	GRECC	
	SWEDN	3			3	SUEDE	
	U S A			146	146	E-U	
	CTHER			11	11	AUTRE	
COMMODITY TOTAL		7		164	171		TOTAL DE MARCHANDISE
RUBBER TIRES AND TUBES	U S A			24	24	E-U	PNEUS, CHAMBRES A AIR
EQUIPMENT MISC.	U K			96	96	R U	MATERIEL DIVERS
	GER	1			1	ALL	
	NORW	9			9	NORV	
	SWEDN	7			7	SUEDE	
	U S A			266	266	E-U	
	CTHER			1	1	AUTRE	
COMMODITY TOTAL		17		363	380		TOTAL DE MARCHANDISE
PERSONAL, HOUSEHOLD GOODS	U K			693	693	R U	ART. PERS. ET MENAGERS
	GER	2			2	ALL	
	NORW	64			64	NORV	
	SWEDN	83			83	SUEDE	
	LIBER	36			36	LIBER	
	U S A			1,105	1,109	E-U	
	CTHER			83	83	AUTRE	
COMMODITY TOTAL		185		1,885	2,070		TOTAL DE MARCHANDISE
CONTAINERS, CLOSURES	U K			5	9	R U	CONTENEURS, FERMETURES
	NORW	4			4	NORV	
	U S A			2	3	E-U	
	OTHER			6	6	AUTRE	
COMMODITY TOTAL		4		18	22		TOTAL DE MARCHANDISE
MISC. END PRODUCTS NES	U K			18	18	R U	PRODUITS FINIS DIV. NDA
	GREEK	11	4		15	GRECC	
	NORW	2			2	NORV	
	U S A			11	11	E-U	
COMMODITY TOTAL		13	4	29	46		TOTAL DE MARCHANDISE
GENERAL CARGO	LIBER	12			12	LIBER	MARCHANDISES DIVERSES
	OTHER	84			85	AUTRE	
COMMODITY TOTAL		96		1	97		TOTAL DE MARCHANDISE
CONTAINERIZED FREIGHT	U K			2,075	2,075	R U	FRET CONTENEURESE
	GREEK	7,451			7,451	ALL	
	SWEDN	225	474		699	GRECC	
	LIBER	2,150			2,150	SUEDE	
	U S A	7,725		728	8,453	LIBER	
	CTHER			2,301	2,301	E-U	
COMMODITY TOTAL		4,143		128	4,271	AUTRE	
		21,694	474	5,232	27,400		TOTAL DE MARCHANDISE
COUNTRY/REGION TOTAL		39,362*	9,723*	31,672*	80,757*		TOTAL DE PAYS/REGION
THAILAND							THAILANDE
FISH, FRESH OR FROZEN	NORW	30			30	NORV	POISSON, FRAIS OU CONG.
LOBSTER	NORW	1			1	NORV	HOMARD
SHELL FISH, NES	NORW	5			5	NORV	MOLLUSQUES CRUST., NDA
	U S A			10	10	E-U	
COMMODITY TOTAL		5		10	15		TOTAL DE MARCHANDISE
CEREALS UNMILLED, NES	U S A			31	31	E-U	CEREALES NON MOUL., NDA
FROZEN FRUITS, BERRIES	U S A			6	6	E-U	FRUITS, BATES CONGELES
FRUITS, PREP. CANNED	NORW	537			537	NORV	FRUITS PREP. EN BOITE
	U S A			189	189	E-U	
COMMODITY TOTAL		537		189	726		TOTAL DE MARCHANDISE
VEGETABLES, FROZEN	U S A			7	7	E-U	LEGUMES, CONGELES
VEGETABLES, DRIED	NORW	282			282	NORV	LEGUMES, SECS
MISC. FOOD PREP. NES	U K			122	122	R U	DIV. PREP. ALIM. NDA
	NORW	8			8	NORV	
	U S A			327	327	E-U	
COMMODITY TOTAL		8		449	457		TOTAL DE MARCHANDISE
RUBBER, ALLIED GUMS, NAT	NORW	178			178	NORV	CAOUTCHOUC GOMMES NAT.
	CTHER			131	131	AUTRE	
COMMODITY TOTAL		178		131	309		TOTAL DE MARCHANDISE
LUMBER AND TIMBER	U K			18	18	R U	BOIS D'OEUVRE ET CHARP.
	GREEK			26	26	GRECC	
	NORW	17			17	NORV	
	U S A			132	132	E-U	
COMMODITY TOTAL		17		176	193		TOTAL DE MARCHANDISE
FLOORING	NORW			76	76	NORV	LAMES POUR PARQUET
VENEER, PLYWOOD	U S A			26	26	E-U	PLACAGES, CONTRE-PLAQ.
WOOD FAB. MATERIALS	GREEK			1	1	GRECC	DEMI-PRODUITS EN BOIS
TEXTILE FAB. MTL NES	U K			1	1	R U	OUVR. EN MAT. TEXT. NDA
	U S A			14	14	E-U	
COMMODITY TOTAL				15	15		TOTAL DE MARCHANDISE
CHEM. SPECIALTIES NES	U S A			3	3	E-U	PROD. CHIM. SPECIAUX NDA
COAL TAR, PITCH	U S A			22	22	E-U	GOUDRON, BRAI DE BOUIL.
STRUCTURAL SHAPES	U S A			8	8	E-U	PROFILS DE CONSTRUCT.
WIRE	GREEK			54	54	GRECC	FIL METALLIQUE
	OTHER			414	414	AUTRE	
COMMODITY TOTAL				470	470		TOTAL DE MARCHANDISE

TABLE 2. CARGOES UNLOADED AT CANADIAN PORTS FROM FOREIGN COUNTRIES IN 1975.

TABLEAU 2. MARCHANDISES DECHARGEES DANS LES PORTS CANADIENS EN PROVENANCE DE PAYS ETRANGERS EN 1975.

COUNTRY OF ORIGIN AND KIND OF CARGO	REGISTRY OF VESSEL	ATLANTIC ATLANTIQUE	GREAT LAKES GRANDS LACS	PACIFIC PACIFIQUE	TOTAL TOTAL	IMMATIC. OU NAVIRE	PAYS D'ORIGINE ET MARCHANDISE
THAILAND							THAILANDE
PERSONAL, HOUSEHOLD GOODS	U K			13	13	R U	ART. PERS. ET MENAGERS
	GREEK			5	5	GRECC	
	NORW	15			15	NORV	
	U S A			22	22	E-U	
COMMODITY TOTAL		15		40	55		TOTAL DE MARCHANDISE
MISC. END PRODUCTS NES	U K			5	5	R U	PRODUITS FINIS DIV. NDA
GENERAL CARGO	NORW	9			9	NORV	MARCHANDISES DIVERSES
CONTAINERIZED FREIGHT	U K			42	42	R U	FRET CONTENEURESE
	U S A			325	325	E-U	
COMMODITY TOTAL				367	367		TOTAL DE MARCHANDISE
COUNTRY/REGION TOTAL		1,158*	*	1,956*	3,114*		TOTAL DE PAYS/REGION
USSR - PACIFIC							URSS-PACIFIQUE
SHIPS, AIRCRAFT, MIS. VEH	OTHER			4	4	AUTRE	NAVIRES, AVIONS, VEH. DIV
COUNTRY/REGION TOTAL		*	*	4*	4*		TOTAL DE PAYS/REGION
VIET-NAM, SOUTH							VIET-NAM, SUD
SHELL FISH, NES	U S A			20	20	E-U	MOLLUSQUES CRUST., NDA
COUNTRY/REGION TOTAL		*	*	20*	20*		TOTAL DE PAYS/REGION
AUSTRALIA							AUSTRALIE
MEAT, FRESH OR FROZEN	U K	497		66	563	R U	VIANDE, FRAICHE / CONG.
	GER	562		1,216	1,778	ALL	
	NORW			175	175	NORV	
	SWEDN	752			752	SUEDE	
	U S A			818	818	E-U	
COMMODITY TOTAL		1,811		2,275	4,086		TOTAL DE MARCHANDISE
MEAT AND MEAT PREP. NES	GER			37	37	ALL	VIANDES ET PREP. NDA
	U S A			31	31	E-U	
COMMODITY TOTAL				68	68		TOTAL DE MARCHANDISE
FISH, FRESH OR FROZEN	GER			9	9	ALL	POISSON, FRAIS OU CONG.
FISH, CANNED	GER			1	1	ALL	POISSON EN BOITES
SHELL FISH, NES	U S A			3	3	E-U	MOLLUSQUES CRUST., NDA
BUTTER	U K			1,512	1,512	R U	BEURRE
DRIED FRUITS	GER			1	1	ALL	FRUITS SECS
	U S A			145	145	E-U	
COMMODITY TOTAL				146	146		TOTAL DE MARCHANDISE
FRUIT JUICES	U S A			1	1	E-U	JUS DE FRUIT
FRUITS, PREP. CANNED	GER			393	393	ALL	FRUITS PREP. EN BOITE
RAW SUGAR	U K	45,650			45,650	R U	SUCRE BRUT
	GER	11,200	16,800		28,000	ALL	
	GREEK	71,591	48,040		119,631	GRECC	
	ITALY	30,030	13,440		43,470	ITAL	
	NORW	37,087			37,087	NORV	
	LIBER	64,501	20,944	17,639	103,084	LIBER	
	JAPAN	15,883			15,883	JAPON	
	OTHER	16,142			16,142	AUTRE	
COMMODITY TOTAL		292,084	99,224	17,639	408,947		TOTAL DE MARCHANDISE
SUGAR PREPARATIONS	GER			2	2	ALL	PREP. A BASE DE SUCRE
COCOA AND CHOCOLATE	U S A			14	14	E-U	CACAO ET CHOCOLAT
COFFEE	U S A			110	110	E-U	CAFE
TEA	U S A			10	10	E-U	THE
SPICES	GER			3	3	ALL	EPICES
MISC. FOOD PREP. NES	GER			6	6	ALL	DIV. PREP. ALIM. NDA
	U S A			6	6	E-U	
COMMODITY TOTAL				12	12		TOTAL DE MARCHANDISE
ALE, BEER, STOUT, PORTER	SWEDN	2			2	SUEDE	ALE, BIERE, STOUT, PORTER
WINES	GER			73	73	ALL	VINS
DIST. ALCOHOLIC BEV.	GER			67	67	ALL	BOISS. ALCOOL. DIST.
	NORW			40	40	NORV	
COMMODITY TOTAL				107	107		TOTAL DE MARCHANDISE
CRUDE ANIMAL PRCD. NES	U S A			2	2	E-U	PR. BRUTS ORIG. ANIM. NDA
SEEDS FOR SOWING NES	U K			6	6	R U	GRAINES DE SEMENCE NDA
RUBBER, ALLIED GUMS, NAT	GER			3	3	ALL	CAGOUTCHOU GOMMES NAT.
ALUMINA, BAUXITE CRES	U K			121,648	121,648	R U	MINERAIS ALUMINE, BAUX.
	DENMK			30,776	30,776	DANMK	
	GREEK			28,840	28,840	GRECC	
	LIBER			204,473	204,473	LIBER	
	JAPAN			27,605	27,605	JAPON	
COMMODITY TOTAL				413,342	413,342		TOTAL DE MARCHANDISE
NICKEL-COPPER ORE	GREEK			5,742	5,742	GRECC	MINER. DE CUIVRE-NICKEL
	LIBER			13,682	13,682	LIBER	
	JAPAN			5,897	5,897	JAPON	
	U S A			474	474	E-U	
COMMODITY TOTAL				25,795	25,795		TOTAL DE MARCHANDISE
ORES AND CONC. NES	GREEK	2,800			2,800	GRECC	MINERAIS ET CONC. NDA
	NORW		16,660		16,660	NORV	
	PANAM	1,450			1,450	PANAM	
	U S A			33	33	E-U	
COMMODITY TOTAL		4,250	16,660	33	20,943		TOTAL DE MARCHANDISE

TABLE 2. CARGES UNLOADED AT CANADIAN PORTS FROM FOREIGN COUNTRIES IN 1975.

TABLEAU 2. MARCHANDISES DÉCHARGÉES DANS LES PORTS CANADIENS EN PROVENANCE DE PAYS ÉTRANGERS EN 1975.

COUNTRY OF ORIGIN AND KIND OF CARGO	REGISTRY OF VESSEL	ATLANTIC ATLANTIQUE	GREAT LAKES GRANDS LACS	PACIFIC PACIFIQUE	TOTAL TOTAL	IMMATIC. DU NAVIRE	PAYS D'ORIGINE ET MARCHANDISE
AUSTRALIA CCNT.							AUSTRALIE SUITE
LEATHER	GER			8	8	ALL	CUIR
RUBBER FAB. MATERIALS	GER			15	15	ALL	DEMI-PROD. CAOUTCHOUC
METALLIC SALTS	GER			52	52	ALL	SELS METALLIQUES
LUBRICATING OIL, GREASE	GER			2	2	ALL	HUILE, GRAISSE LUBRIF.
COAL TAR, PITCH	OTHER			11,525	11,529	AUTRE	GOUDRON, BRAI DE BOUIL.
CASTINGS, FORGINGS	U S A			2	2	E-U	MOUL. PIÈCES FORGÉES
STRUCTURAL SHAPES	GER			164	164	ALL	PROFILES DE CONSTRUCT.
PIPES, TUBES: IRON, STEEL	GER			14	14	ALL	TUYAUX, TUBES: FER, ACIER
WIRE	GER			125	125	ALL	FIL METALLIQUE
	U S A			156	156	E-U	
COMMODITY TOTAL				281	281		TOTAL DE MARCHANDISE
NICKEL AND ALLOYS	U S A			10	10	E-U	NICKEL ET ALLIAGES
METAL FAB. BASIC PROD.	GER			22	22	ALL	OUVR. DE BASE EN METAL
	U S A			15	15	E-U	
COMMODITY TOTAL				37	37		TOTAL DE MARCHANDISE
MACHINERY NES	GER			77	77	ALL	MACHINES NDA
MOTOR VEHICLE ENGINES	GER			3	3	ALL	MOTEURS DE VEH. AUTOM.
	U S A			11	11	E-U	
COMMODITY TOTAL				14	14		TOTAL DE MARCHANDISE
SHIPS, AIRCRAFT, MIS. VEH	GER			1	1	ALL	NAVIRES, AVIONS, VEH. DIV
	U S A			2	2	E-U	
COMMODITY TOTAL				3	3		TOTAL DE MARCHANDISE
EQUIPMENT MISC.	GER			6	6	ALL	MATERIEL DIVERS
	NORW			1	1	NORV	
	U S A			31	31	E-U	
COMMODITY TOTAL				38	38		TOTAL DE MARCHANDISE
PERSONAL, HOUSEHOLD GOODS	U K			9	9	R U	ART. PERS. ET MENAGERS
	GER			55	55	ALL	
	NORW			9	9	NORV	
	U S A			29	29	E-U	
COMMODITY TOTAL				102	102		TOTAL DE MARCHANDISE
MISC. END PRODUCTS NES	GER			5	5	ALL	PRODUITS FINIS DIV. NDA
GENERAL CARGO	U S A			7	7	E-U	MARCHANDISES DIVERSES
CONTAINERIZED FREIGHT	U K	32,565			32,565	R U	FRET CONTENEURESE
	GER	21,785			21,785	ALL	
	SWEDN	603			603	SUEDE	
	OTHER	5,573			5,573	AUTRE	
COMMODITY TOTAL		60,526			60,526		TOTAL DE MARCHANDISE
COUNTRY/REGION TOTAL		358,673*	115,884*	473,919*	948,476*		TOTAL DE PAYS/REGION
FIJI							FIDJI
SPICES	U K			279	279	R U	ÉPICES
MISC. FOOD PREP. NES	U K			5	5	R U	DIV. PREP. ALIM. NDA
CRUDE VEG. PROD. NES	U K			130	130	R U	PR. BRUTS ORIG. VEG. NDA
NON-FERROUS METALS NES	U K			2	2	R U	MÉTAUX NON-FERREUX NDA
PERSONAL, HOUSEHOLD GOODS	U K			15	15	R U	ART. PERS. ET MENAGERS
COUNTRY/REGION TOTAL				431*	431*		TOTAL DE PAYS/REGION
NEW ZEALAND							NOUV.-ZELANDE
MEAT, FRESH OR FROZEN	U K			1,180	1,180	R U	VIANDE, FRAÎCHE / CONG.
	GER			755	755	ALL	
	U S A			1,323	1,323	E-U	
COMMODITY TOTAL				3,258	3,258		TOTAL DE MARCHANDISE
MEAT AND MEAT PREP. NES	U K			2	2	R U	VIANDES ET PREP. NDA
FISH, FRESH OR FROZEN	U K			2	2	R U	POISSON, FRAIS OU CONG.
LOBSTER	U K			3	3	R U	HOMARD
SHELL FISH, NES	U K			3	3	R U	MOLLUSQUES CRUST., NDA
BUTTER	U K			109	109	R U	BEURRE
CHEESE	U K			111	111	R U	FROMAGE
	U S A			15	19	E-U	
COMMODITY TOTAL				130	130		TOTAL DE MARCHANDISE
APPLES	U K	1,650		2,717	4,367	R U	POMMES
	DENMK	1,140		3,103	4,243	DANMK	
	OTHER	1,008			1,008	AUTRE	
COMMODITY TOTAL		3,798		5,820	9,618		TOTAL DE MARCHANDISE
FRESH FRUITS, BERRIES	U K			17	17	R U	FRUITS, BAIES FRAIS
	DENMK	961			561	DANMK	
COMMODITY TOTAL		961		17	978		TOTAL DE MARCHANDISE
DRIED FRUITS	GER			15	15	ALL	FRUITS SECS
FRUIT JUICES	GER			74	74	ALL	JUS DE FRUIT
FRUITS, PREP. CANNED	GER			1	1	ALL	FRUITS PREP. EN BOITE
VEGETABLES, FRESH	U K			86	86	R U	LEGUMES, FRAIS
SPICES	GER			7	7	ALL	ÉPICES
SAUSAGE SKINS, CASINGS	U K			12	12	R U	BOYAUX A SAUCISSES
MISC. FOOD PREP. NES	U K			2	2	R U	DIV. PREP. ALIM. NDA
	GER			28	28	ALL	
COMMODITY TOTAL				30	30		TOTAL DE MARCHANDISE
OIL SEED MEAL, CAKE NES	U K			2	2	R U	FAR. TOURT. OLEAG. NDA
	GER			10	10	ALL	
COMMODITY TOTAL				12	12		TOTAL DE MARCHANDISE
ALE, BEER, STOUT, PORTER	U K			18	18	R U	ALE, BIÈRE, STOUT, PORTER
	GER			1	1	ALL	

TABLE 2. CARGOES UNLOADED AT CANADIAN PORTS FROM FOREIGN COUNTRIES IN 1975.

TABLEAU 2. MARCHANDISES DECHARGEES DANS LES PORTS CANADIENS EN PROVENANCE DE PAYS ETRANGERS EN 1975.

COUNTRY OF ORIGIN AND KIND OF CARGO	REGISTRY OF VESSEL	ATLANTIC ATLANTIQUE	GREAT LAKES GRANDS LACS	PACIFIC PACIFIQUE	TOTAL TOTAL	IMMATIC. DU NAVIRE	PAYS D'ORIGINE ET MARCHANDISE
NEW ZEALAND							NOUV.- ZELANDE
COMMODITY TOTAL				28	28		SUITE
WINES	U K			34	34	R U	TOTAL DE MARCHANDISE
	GER			31	31	ALL	VINS
COMMODITY TOTAL				65	65		TOTAL DE MARCHANDISE
DIST. ALCOHOLIC BEV.	U K			10	10	R U	BOISS. ALCOOL. DIST.
	GER			41	41	ALL	
COMMODITY TOTAL				51	51		TOTAL DE MARCHANDISE
CRUDE ANIMAL PRCD. NES	GER			1	1	ALL	PR. BRUTS ORIG. ANIM. NDA
	U S A			34	34	E-U	
COMMODITY TOTAL				35	35		TOTAL DE MARCHANDISE
SEEDS FOR SOWING NES	GER			41	41	ALL	GRAINES DE SEMENCE NDA
OIL SEEDS, NUTS NES	GER			1	1	ALL	GRAINES, NOIX OLEAG. NDA
WOOL AND ANIMAL HAIR	U K			30	30	R U	LAIN, POILS DANIMAL
	GER			19	19	ALL	
COMMODITY TOTAL				49	49		TOTAL DE MARCHANDISE
ORES AND CONC. NES	GER			130	130	ALL	MINERAIS ET CONC. NDA
LEATHER	U K			2	2	R U	CUIR
BLDG. PAPER AND BOARD	U K			16	16	R U	PLAQ. CONSTR., PAP/CART.
	U S A			10	10	E-U	
COMMODITY TOTAL				26	26		TOTAL DE MARCHANDISE
BARRES AND RODS, STEEL	U S A			2	2	E-U	BARRES ET TIGES ACIER
STRUCTURAL SHAPES	U K			60	60	R U	PROFILES DE CONSTRUCT.
WIRE	U K			21	21	R U	FIL METALLIQUE
	U S A			404	404	E-U	
COMMODITY TOTAL				425	425		TOTAL DE MARCHANDISE
METAL FAB. BASIC PRDD.	U K			1	1	R U	DUVR. DE BASE EN METAL
MACHINERY NES	U K			2	2	R U	MACHINES NDA
	GER			48	48	ALL	
	U S A			4	4	E-U	
COMMODITY TOTAL				54	54		TOTAL DE MARCHANDISE
RUBBER TIRES AND TUBES	U K			1	1	R U	PNEUS, CHAMBRES A AIR
	U S A			3	3	E-U	
COMMODITY TOTAL				4	4		TOTAL DE MARCHANDISE
EQUIPMENT MISC.	U K			771	771	R U	MATERIEL DIVERS
	U S A			37	37	E-U	
COMMODITY TOTAL				808	808		TOTAL DE MARCHANDISE
PERSONAL, HSEHOLD GOODS	U K			40	40	R U	ART. PERS. ET MENAGERS
	GER			26	26	ALL	
	U S A			10	10	E-U	
COMMODITY TOTAL				76	76		TOTAL DE MARCHANDISE
MISC. END PRODUCTS NES	U K			16	16	R U	PRODUITS FINIS DIV. NDA
	GER			1	1	ALL	
	U S A			1	1	E-U	
COMMODITY TOTAL				18	18		TOTAL DE MARCHANDISE
CONTAINERIZED FREIGHT	U K	22,234			22,234	R U	FRET CONTENEURESE
	GER	12,932			12,932	ALL	
	OTHER	2,041			2,041	AUTRE	
COMMODITY TOTAL		37,207			37,207		TOTAL DE MARCHANDISE
COUNTRY/REGION TOTAL		41,966*	*	11,457*	53,423*		TOTAL DE PAYS/REGION
BANGLADESH							BANGLADESH
TEA	U K	5	182		187	R U	THE
JUTE WOVEN FABRICS	U K	5,432	1,537		6,969	R U	TISSUS DE JUTE
	OTHER	523		350	873	AUTRE	
COMMODITY TOTAL		5,955	1,537	350	7,842		TOTAL DE MARCHANDISE
TEXTILE FAB. MTL NES	U K	208			208	R U	DUVR. EN MAT. TEXT. NDA
	OTHER			88	88	AUTRE	
COMMODITY TOTAL		208		88	296		TOTAL DE MARCHANDISE
PERSONAL, HSEHOLD GOODS	OTHER	271			271	AUTRE	ART. PERS. ET MENAGERS
CONTAINERS, CLOSURES	OTHER			20	20	AUTRE	CONTENEURS, FERMETURES
COUNTRY/REGION TOTAL		6,439*	1,719*	458*	8,616*		TOTAL DE PAYS/REGION
GUYANA							GUYANE
FRUIT PULP, PUREE	PANAM	24			24	PANAM	PULPE DE FRUIT, PUREE
SYRUP	LIBER	1,820			1,820	LIBER	SIROP
MISC. FOOD PREP. NES	GER	1			1	ALL	DIV. PREP. ALIM. NDA
DIST. ALCOHOLIC BEV.	NORW	253			253	NORW	BOISS. ALCOOL. DIST.
	PANAM	331			331	PANAM	
COMMODITY TOTAL		584			584		TOTAL DE MARCHANDISE
CRUDE VEG. PRDD. NES	NORW	2			2	NORW	PR. BRUTS ORIG. VEG. NDA
ALUMINA, BAUXITE ORES	U K	17,448			17,448	R U	MINERAIS ALUMINE, BAUX.
	CER	32,637			32,637	ALL	
	NORW	25,620			25,620	PANAM	
	PANAM	13,099			13,099	PANAM	
COMMODITY TOTAL		88,804			88,804		TOTAL DE MARCHANDISE
LUMBER AND LIMBER	NORW	173			173	NORW	BOIS OEUVRE ET CHARP.
DYESTUFF, PIGMENT, PAINT	PANAM	3			3	PANAM	MAT. COLOR. PIG. PEINTURE
PERSONAL, HSEHOLD GOODS	GER	28			28	ALL	ART. PERS. ET MENAGERS
	NORW	48			48	NORW	
	PANAM	18			18	PANAM	
COMMODITY TOTAL		94			94		TOTAL DE MARCHANDISE
CONTAINERS, CLOSURES	NORW	6			6	NORW	CONTENEURS, FERMETURES

TABLE 2. CARGOES UNLOADED AT CANADIAN PORTS FROM FOREIGN COUNTRIES IN 1975.

TABLEAU 2. MARCHANDISES DECHARGEES DANS LES PORTS CANADIENS EN PROVENANCE DE PAYS ETRANGERS EN 1975.

COUNTRY OF ORIGIN AND KIND OF CARGO	REGISTRY OF VESSEL	ATLANTIC ATLANTIQUE	GREAT LAKES GRANDS LACS	PACIFIC PACIFIQUE	TOTAL TOTAL	IMMATIC. DU NAVIRE	PAYS D'ORIGINE ET MARCHANDISE
GUYANA							GUYANE
CONTAINERIZED FREIGHT	GREEK	75			75	GRECC	SUITE
	NCRW	113			113	NORV	FRET CONTENEURESE
COMMODITY TOTAL		188			188		TOTAL DE MARCHANDISE
COUNTRY/REGION TOTAL		91,699*	*	*	91,699*		TOTAL DE PAYS/REGION
ARGENTINA							ARGENTINE
MEAT, FRESH OR FROZEN	OTHER	1,471		6	1,477	AUTRE	VIANDE, FRAICHE / CONG.
MEAT AND MEAT PREP. NES	OTHER	643			643	AUTRE	VIANDES ET PREP. NDA
CHEESE	U S A			40	40	E-U	FROMAGE
	OTHER	76		7	83	AUTRE	
COMMODITY TOTAL		76		47	123		TOTAL DE MARCHANDISE
DAIRY PROD. EGGS, HONEY	U S A			24	24	E-U	PROD. LAIT., OEUFS, MIEL
	OTHER	392		21	413	AUTRE	
COMMODITY TOTAL		392		45	437		TOTAL DE MARCHANDISE
FRUIT JUICES	U S A			153	153	E-U	JUS DE FRUIT
	OTHER	451		908	1,359	AUTRE	
COMMODITY TOTAL		451		1,061	1,512		TOTAL DE MARCHANDISE
FRUITS, PREP. CANNED	OTHER	10			10	AUTRE	FRUITS PREP. EN BOITE
NUTS, EXC. OIL NUTS NES	OTHER	20			20	AUTRE	NOIX, SAUF OLEAG. NDA
SUGAR PREPARATIONS	OTHER	247			247	AUTRE	PREP. A BASE DE SUCRE
COCCA AND CHOCOLATE	OTHER	14			14	AUTRE	CACAO ET CHOCOLAT
COFFEE	U S A			333	333	E-U	CAFE
	OTHER	9		59	68	AUTRE	
COMMODITY TOTAL		9		392	401		TOTAL DE MARCHANDISE
TEA	NORV	12			12	NORV	THE
	OTHER	368			368	AUTRE	
COMMODITY TOTAL		380			380		TOTAL DE MARCHANDISE
WINES	OTHER	167		2	169	AUTRE	VINS
FERM. ALCOHOLIC BEV.	U S A			34	34	E-U	BOISS. ALCOOL. FERMEN.
WOOL AND ANIMAL HAIR	OTHER	97			97	AUTRE	LAINE, POILS ANIMAL
TEXTILE FIBRES NES	NORV	662			662	NORV	FIBRES TEXTILES NDA
	OTHER	1,700			1,700	AUTRE	
COMMODITY TOTAL		2,362			2,362		TOTAL DE MARCHANDISE
LEATHER	OTHER	26			26	AUTRE	CUIR
LUMBER AND TIMBER	OTHER			2	2	AUTRE	BOIS OEUVRE ET CHAPP.
PAPER NES	OTHER			4	4	AUTRE	PAPIER NDA
CORDAGE, TWINE, ROPE	OTHER	489			489	AUTRE	CORDAGE, FICELLE, CORDE
TEXTILE FAB. MTL NES	OTHER	63			63	AUTRE	OUVR. EN MAT. TEXT. NDA
OILS, FATS, WAXES NES	OTHER	2			2	AUTRE	HUIL. MAT. GRAS. CIRE NDA
ORGANIC CHEMICALS NES	OTHER	56			56	AUTRE	PROD. CHIM. ORGAN. NDA
PLATE & SHEET STEEL	OTHER	1			1	AUTRE	TOLES, FEUILLES DACIER
METAL FAB. BASIC PROD.	OTHER			34	34	AUTRE	OUVR. DE BASE EN METAL
GLASS BASIC PRODUCTS	OTHER			195	195	AUTRE	OUVR. DE BASE EN VERRE
MACHINERY NES	OTHER	3			3	AUTRE	MACHINES NDA
PASS. AUTOS AND CHASSIS	OTHER				1	AUTRE	VOITURES PART., CHASSIS
EQUIPMENT MISC.	OTHER	22			4	AUTRE	MATERIEL DIVERS
PERSONAL, HSEHOLD GOODS	U S A				3	E-U	ART. PERS. ET MENAGERS
	OTHER	135			135	AUTRE	
COMMODITY TOTAL		135		3	138		TOTAL DE MARCHANDISE
CONTAINERIZED FREIGHT	U S A			507	507	E-U	FRET CONTENEURESE
COUNTRY/REGION TOTAL		7,136*	*	2,337*	9,473*		TOTAL DE PAYS/REGION
BRAZIL							BRESIL
MEAT, FRESH OR FROZEN	OTHER	11	237		248	AUTRE	VIANDE, FRAICHE / CONG.
MEAT AND MEAT PREP. NES	OTHER	506	61	11	578	AUTRE	VIANDES ET PREP. NDA
BAKERY PROD. INC. FROZEN	OTHER	13			13	AUTRE	PROD. BOUL., PROD. CONG.
MACARONI, CEREAL PROD.	OTHER	1,483		35	1,518	AUTRE	PATES ALIM. PROD. CEREAL
FRESH FRUITS, BERRIES	OTHER	229			229	AUTRE	FRUITS, BAIES FRAIS
FRUIT JUICES	GREEK	9,547			9,547	GRECC	JUS DE FRUIT
	U S A				1,505	E-U	
	OTHER	7,920			137	AUTRE	
COMMODITY TOTAL		17,467			1,642		TOTAL DE MARCHANDISE
PEANUTS	OTHER	66			66	AUTRE	CACAHUETES
NUTS, EXC. OIL NUTS NES	GER	76		28	104	ALL	NOIX, SAUF OLEAG. NDA
	OTHER	248	229	30	507	AUTRE	
COMMODITY TOTAL		324	229	58	611		TOTAL DE MARCHANDISE
VEGETABLES, FRESH	OTHER	229	4		233	AUTRE	LEGUMES, FRAIS
VEGETABLE PREP. NES	U S A			48	48	E-U	PREP. DE LEGUMES NDA
	OTHER	66			66	AUTRE	
COMMODITY TOTAL		66		48	114		TOTAL DE MARCHANDISE
MOLASSES, CRUDE	LIBER	18,769			18,769	LIBER	MELASSE, BRUTE
	OTHER	12,122			12,122	AUTRE	
COMMODITY TOTAL		30,891			30,891		TOTAL DE MARCHANDISE
SUGAR PREPARATIONS	OTHER	1,025			1,025	AUTRE	PREP. A BASE DE SUCRE
COCCA AND CHOCOLATE	OTHER	2,287	91		2,378	AUTRE	CACAO ET CHOCOLAT
COFFEE	GER			290	290	ALL	CAFE
	U S A				1,048	E-U	
	OTHER	3,773	21		393	AUTRE	
COMMODITY TOTAL		3,773	21	1,671	5,465		TOTAL DE MARCHANDISE
TEA	U S A				17	E-U	THE
	OTHER	280	18		301	AUTRE	
COMMODITY TOTAL		280	18	20	318		TOTAL DE MARCHANDISE

TABLE 2. CARGOES UNLOADED AT CANADIAN PORTS FROM FOREIGN COUNTRIES IN 1975.

TABLEAU 2. MARCHANDISES DECHARGEES DANS LES PORTS CANADIENS EN PROVENANCE DE PAYS ETRANGERS EN 1975.

COUNTRY OF ORIGIN AND KIND OF CARGO	REGISTRY OF VESSEL	ATLANTIC ATLANTIQUE	GREAT LAKES GRANDS LACS	PACIFIC PACIFIQUE	TOTAL TOTAL	IMMATIC. DU NAVIRE	PAYS D'ORIGINE ET MARCHANDISE
BRAZIL CCNT.							BRESIL SUITE
SPICES	OTHER			23	23	AUTRE	EPICES
SAUSAGE SKINS, CASINGS	CTHER	7			7	AUTRE	BOYAUX A SAUCISSES
MISC. FOOD PREP. NES	CTHER	6,437	30	2	6,469	AUTRE	OTV. PREP. ALIM. NDA
WINES	CTHER			3	3	AUTRE	VINS
DIST. ALCOHOLIC BEV.	CTHER	1			1	AUTRE	BOISS. ALCCOL. DIST.
TOBACCO NES	CTHER	5			5	AUTRE	TABACS NDA
RAW HIDES AND SKINS	U S A			1	1	E-U	PEAUX ET CUIRS BRUT
	CTHER	11		1	12	AUTRE	
COMMODITY TOTAL		11		2	13		TOTAL DE MARCHANDISE
RUBBER, ALLIED GMS, NAT	CTHER	1			1	AUTRE	CAOUTCHOUC GOMMES NAT.
CRUDE VEG. PROD. NES	CTHER	58			58	AUTRE	PR. BRUTS ORIG. VEG. NDA
WOOL AND ANIMAL HAIR	OTHER	187			187	AUTRE	LAINE, POILS D'ANIMAL
TEXTILE FIBRES NES	CTHER	259	429		688	AUTRE	FIBRES TEXTILES NDA
IRON ORE AND CONC	U K	189,306			189,306	R U	MINERAI, CONC. DE FER
	DENMK	45,000			45,000	DANMK	
	GREEK	176,328			176,328	GRECC	
	ITALY	83,308			83,308	ITAL	
	NORW	148,546			148,546	NORV	
	SWEDN	44,025			44,025	SUEDE	
	LIBER	172,715			172,715	LIBER	
	PANAM	32,200			32,200	PANAM	
	CTHER	212,034			212,034	AUTRE	
COMMODITY TOTAL		1,103,462			1,103,462		TOTAL DE MARCHANDISE
MANGANESE ORE	LIBER	37,547			37,547	LIBER	MINERAI DE MANGANESE
DRES AND CONC. NES	GER	4,000			4,000	ALL	MINERAIS ET CONC. NDA
	GREEK	9,350			9,350	GRECC	
	OTHER	79			79	AUTRE	
COMMODITY TOTAL		13,429			13,429		TOTAL DE MARCHANDISE
NON-FERROUS MET. SCRAP	CTHER	45			45	AUTRE	DECHETS METAL. NON FER.
STONE, CRUDE NES	CTHER		1		1	AUTRE	PIERRE BRUTE NDA
COTTON, TEXTILE WASTE	CTHER		225		225	AUTRE	DECHETS DE COTON, TEXT.
WASTE AND SCRAP NES	CTHER	18	34		52	AUTRE	DECHETS ET REBUTS NDA
LEATHER	CTHER	89	1		90	AUTRE	CUIR
LUMBER AND TIMBER	DENMK	2,047	2,403		4,450	DANMK	BOIS OEUVRE ET CHARP.
	GER		1,658		1,712	ALL	
	GREEK	2,565			2,565	GRECC	
	LIBER	2,932			2,932	LIBER	
	PANAM	1,850			1,850	PANAM	
	CAN		2,134		2,134	CAN	
	OTHER	3,456	246	18	3,720	AUTRE	
COMMODITY TOTAL		12,850	6,441	72	19,363		TOTAL DE MARCHANDISE
VENEER, PLYWOOD	CTHER	408	45		453	AUTRE	PLAGAGES, CONTRE-PLAQ.
WOOD FAB. MATERIALS	CTHER	242	68		310	AUTRE	DEMI-PRODUITS EN BOIS
PAPER NES	CTHER		36		36	AUTRE	PAPIER NDA
PAPERBOARD	CTHER	390			390	AUTRE	CARTON
BLDG. PAPER AND BOARD	CTHER	1,050			1,050	AUTRE	PLAQ. CONSTR., PAP. CART.
CORDAGE, TWINE, ROPE	U S A				308	E-U	CORDAGE, FICELLE, CORDE
	CTHER	1,730	1,736	481	3,947	AUTRE	
COMMODITY TOTAL		1,730	1,736	789	4,255		TOTAL DE MARCHANDISE
JUTE WOVEN FABRICS	OTHER	247	55		302	AUTRE	TISSUS DE JUTE
TEXTILE FAB. MTL NES	CTHER	4,779	53	1	4,833	AUTRE	OUVR. EN MAT. TEXT. NDA
VEG. OILS, FATS NES	CTHER	404	3,484		3,888	AUTRE	HUIL. MAT. GRAS. VEG. NDA
OILS, FATS, WAXES NES	U S A			4	4	E-U	HUIL. MAT. GRAS. CIRE NDA
INORGANIC CHEMS. NES	OTHER	8	166		174	AUTRE	PROD. CHIM. INORG. NDA
ORGANIC CHEMICALS NES	OTHER	34			34	AUTRE	PROD. CHIM. ORGAN. NDA
AGRICULTURAL CHEMICALS	OTHER	12			12	AUTRE	PROD. CHIM. AGRICOLES
CHEM. SPECIALTIES NES	CTHER			2	2	AUTRE	PROD. CHIM. SPECIAUX NDA
PIG IRON	OTHER	26			26	AUTRE	FER EN GUEUSE
STRUCTURAL SHAPES	CTHER		1		1	AUTRE	PROFILES DE CONSTRUCT.
METAL FAB. BASIC PROD.	U S A				20	E-U	OUVR. DE BASE EN METAL
	CTHER	12	31	11	54	AUTRE	
COMMODITY TOTAL		12	31	31	74		TOTAL DE MARCHANDISE
BRICKS, TILES NES	CTHER	440	235		675	AUTRE	BRIQUES, TILES NDA
NON-MET. MIN. BASIC PROD	CTHER	418	122		540	AUTRE	PROD. MIN. NON-MET. BASE
MISC. FABRICATED PROD.	CTHER	257	160	7	424	AUTRE	OUVRAGES DIVERS
TRACTORS	CTHER		101		101	AUTRE	TRACTEURS
MACHINERY NES	OTHER	51	10		61	AUTRE	MACHINES NDA
MOTOR VEHICLE ENGINES	U S A			27	27	E-U	MOTEURS DE VEH. AUTOM.
	OTHER	15	30	3	48	AUTRE	
COMMODITY TOTAL		15	30	30	75		TOTAL DE MARCHANDISE
RUBBER TIRES AND TUBES	U S A			4	4	E-U	PNEUS, CHAMBRES A AIR
	CTHER	45	4		49	AUTRE	
COMMODITY TOTAL		45	4	4	53		TOTAL DE MARCHANDISE
EQUIPMENT MISC.	CTHER	345	50		395	AUTRE	MATERIEL DIVERS
PERSONAL, HOUSEHOLD GOODS	GREEK	4			4	GRECC	ART. PERS. ET MENAGERS
	U S A			10	10	E-U	
	CTHER	1,943	1,424		3,367	AUTRE	
COMMODITY TOTAL		1,947	1,424	10	3,381		TOTAL DE MARCHANDISE
FIREARMS, AMMUNITION	CTHER	167	6		173	AUTRE	ARMES A FEU, MUNITIONS
CONTAINERS, CLOSURES	OTHER	10	125		135	AUTRE	CONTENEURS, FERMETURES
MISC. END PRODUCTS NES	OTHER	19	1		20	AUTRE	PRODUITS FINIS DIV. NDA
GENERAL CARGO	CTHER	98	119		217	AUTRE	MARCHANDISES DIVERSES
CONTAINERIZED FREIGHT	U S A			2,703	2,703	E-U	FRET CONTENEURESE
	CTHER	725	242		967	AUTRE	
COMMODITY TOTAL		725	242	2,703	3,670		TOTAL DE MARCHANDISE
COUNTRY/REGION TOTAL		1,246,935*	16,126*	7,168*	1,270,229*		TOTAL DE PAYS/REGION

TABLE 2. CARGOES UNLOADED AT CANADIAN PORTS FROM FOREIGN COUNTRIES IN 1975.

TABLOAU 2. MARCHANDISES DECHARGÉES DANS LES PORTS CANADIENS EN PROVENANCE DE PAYS ÉTRANGERS EN 1975.

COUNTRY OF ORIGIN AND KIND OF CARGO	REGISTRY OF VESSEL	ATLANTIC ATLANTIQUE	GREAT LAKES GRANDS LACS	PACIFIC PACIFIQUE	TOTAL TOTAL	IMMATIC. DU NAVIRE	PAYS D'ORIGINE ET MARCHANDISE
CHILE							
APPLES	U S A			121	121	E-U	CHILI POMMES
FRESH FRUITS, BERRIES	U S A			480	480	E-U	FRUITS, BAIES FRAIS
VEGETABLES, FRESH	U S A			148	148	E-U	LEGUMES, FRAIS
TEA	OTHER	5		5	5	AUTRE	THE
MISC. FOOD PREP. NES	CTHER	5		5	5	AUTRE	DIV. PREP. ALIM. NDA
WINES	U S A			1	1	E-U	VINS
	CTHER	59		59	59	AUTRE	
COMMODITY TOTAL		59		1	60		TOTAL DE MARCHANDISE
ORES AND CONC. NES	CTHER	2,016			2,016	AUTRE	MINÉRAIS ET CONC. NDA
LUMBER AND TIMBER	CTHER	4,322			4,322	AUTRE	BOIS D'OEUVRE ET CHAPP.
PULP	OTHER	1,888			1,888	AUTRE	PÂTE
OILS, FATS, WAXES NES	CTHER	4			4	AUTRE	HUIL. MAT. GRAS. CIRE NDA
ORGANIC CHEMICALS NES	U S A			300	300	E-U	PROD. CHIM. ORGAN. NDA
FERTILIZERS NES	U S A			300	300	E-U	ENGRAIS CHIMIQUE NDA
	CTHER	2,899			2,899	AUTRE	
COMMODITY TOTAL		2,899		300	3,199		TOTAL DE MARCHANDISE
FERRO-ALLOYS	CTHER			23	23	AUTRE	FERRO-ALLIAGES
CASTINGS, FORGINGS	U S A			201	201	E-U	MOUL. PIÈCES DE FORGES
STRUCTURAL SHAPES	U S A			173	173	E-U	PROFILES DE CONSTRUCT.
RAILS & TRACK MATERIAL	CTHER	47			47	AUTRE	RAILS, MAT. VOIE FERREE
PIPES, TUBES, IRON, STEEL	OTHER	8			8	AUTRE	TUYAUX, TUBES: FER, ACIER
COPPER AND ALLCYS	U S A			56	56	E-U	CUIVRE ET ALLIAGES
	CTHER	2,022			2,022	AUTRE	
COMMODITY TOTAL		2,022		56	2,078		TOTAL DE MARCHANDISE
NON-FERROUS METALS NES	CTHER	13			13	AUTRE	MÉTAUX NON-FÉRREUX NDA
METAL FAB. BASIC PROD.	U S A			38	38	E-U	OUVR. DE BASE EN MÉTAL
RUBBER TIRES AND TUBES	CTHER	11			11	AUTRE	PNEUS, CHAMBRES À AIR
PERSONAL, HSEHOLD GOODS	U S A			7	7	E-U	ART. PERS. ET MENAGERS
MISC. END PRODUCTS NES	OTHER	31			31	AUTRE	PRODUITS FINIS DIV. NDA
CONTAINERIZED FREIGHT	U S A			57	57	E-U	FRET CONTENEURESE
	OTHER	49			49	AUTRE	
COMMODITY TOTAL		49		57	106		TOTAL DE MARCHANDISE
COUNTRY/REGION TOTAL		13,379*	*	1,905*	15,284*		TOTAL DE PAYS/REGION
COLUMBIA							
SUGAR PREPARATIONS	CTHER	157		16	173	AUTRE	COLOMBIE PREP. A BASE DE SUCRE
COFFEE	U S A			700	700	E-U	CAFÉ
	OTHER	13		1,849	1,862	AUTRE	
COMMODITY TOTAL		13		2,549	2,562		TOTAL DE MARCHANDISE
MISC. FOOD PREP. NES	CTHER	445			445	AUTRE	DIV. PREP. ALIM. NDA
TEXTILE FIBRES NES	CTHER	1,211			1,211	AUTRE	FIBRES TEXTILES NDA
LUMBER AND TIMBER	CTHER	2,715			2,715	AUTRE	BOIS D'OEUVRE ET CHAPP.
PAPER NES	CTHER			12	12	AUTRE	PAPIER NDA
TEXTILE FAB. MTL NES	U S A			6	6	E-U	OUVR. EN MAT. TEXT. NDA
	OTHER	48			48	AUTRE	
COMMODITY TOTAL		48		6	54		TOTAL DE MARCHANDISE
METALLIC SALTS	CTHER			177	177	AUTRE	SELS MÉTALLIQUES
WIRE	CTHER			22	22	AUTRE	FL MÉTALLIQUE
DRAIN TILES, PIPES	OTHER			64	64	AUTRE	TUILES TUY. DE DRAINAGE
BRICKS, TILES NES	U S A			138	138	E-U	BRIQUES, TUILES NDA
GLASS BASIC PRODUCTS	U S A			309	309	E-U	OUVR. DE BASE EN VERRE
	CTHER			842	842	AUTRE	
COMMODITY TOTAL				1,151	1,151		TOTAL DE MARCHANDISE
MOTOR VEHICLE ENGINES	CTHER	24			24	AUTRE	MOTEURS DE VEH. AUTOM.
EQUIPMENT MISC.	CTHER	10			10	AUTRE	MATÉRIEL DIVERS
PERSONAL, HSEHOLD GOODS	U S A			4	4	E-U	ART. PERS. ET MENAGERS
MISC. END PRODUCTS NES	OTHER			5	5	AUTRE	PRODUITS FINIS DIV. NDA
GENERAL CARGO	OTHER	19			19	AUTRE	MARCHANDISES DIVERSES
CONTAINERIZED FREIGHT	U S A			1,302	1,302	E-U	FRET CONTENEURESE
COUNTRY/REGION TOTAL		4,642*	*	5,446*	10,088*		TOTAL DE PAYS/REGION
ECUADOR							
BANANAS AND PLANTAINS	CTHER			7	7	AUTRE	EQUATEUR BANANES ET PLANTAINS
DRIED FRUITS	OTHER			10	10	AUTRE	FRUITS SECS
COCOA AND CHOCOLATE	GER	30			30	ALL	CACAO ET CHOCOLAT
	OTHER	382			382	AUTRE	
COMMODITY TOTAL		412			412		TOTAL DE MARCHANDISE
COFFEE	U S A			76	76	E-U	CAFÉ
	CTHER			253	253	AUTRE	
COMMODITY TOTAL				329	329		TOTAL DE MARCHANDISE
TEA	GER	4			4	ALL	THE
	U S A			8	8	E-U	
	OTHER	76			74	AUTRE	
COMMODITY TOTAL		80		82	162		TOTAL DE MARCHANDISE
MISC. FOOD PREP. NES	OTHER	107			107	AUTRE	DIV. PREP. ALIM. NDA
LUMBER AND TIMBER	CTHER	3			3	AUTRE	BOIS D'OEUVRE ET CHAPP.
COPPER AND ALLCYS	OTHER	9			9	AUTRE	CUIVRE ET ALLIAGES
PERSONAL, HSEHOLD GOODS	OTHER	1		1	2	AUTRE	ART. PERS. ET MENAGERS
CONTAINERIZED FREIGHT	U S A			77	77	E-U	FRET CONTENEURESE
COUNTRY/REGION TOTAL		612*	*	566*	1,110*		TOTAL DE PAYS/REGION

TABLE 2. CARGOES UNLOADED AT CANADIAN PORTS FROM FOREIGN COUNTRIES IN 1973.

TABLEAU 2. MARCHANDISES DECHARGEES DANS LES PORTS CANADIENS EN PROVENANCE DE PAYS ETRANGERS EN 1973.

COUNTRY OF DRIGIN AND KIND OF CARGO	REGISTRY OF VESSEL	ATLANTIC ATLANTIQUE	GREAT LAKES GRANDS LACS	PACIFIC PACIFIQUE	TOTAL TOTAL	IMMATIC. DU NAVIRE	PAYS D'ORIGINE ET MARCHANDISE
PERU							PEROU
FRUIT JUICES	CTHER			7	7	AUTRE	JUS DE FRUIT
NUTS, EXC. OIL NUTS NES	OTHER	1,610			1,610	AUTRE	NOIX, SAUF OLEAG. NDA
VEGETABLES, DRIED	U S A			26	26	E-U	LEGUMES, SECS
	CTHER	123		13	136	AUTRE	
COMMODITY TOTAL		123		39	162		TOTAL DE MARCHANDISE
COFFEE	U S A			246	246	E-U	CAFE
	CTHER	331		118	449	AUTRE	
COMMODITY TOTAL		331		364	695		TOTAL DE MARCHANDISE
MISC. FOOD PREP. NES	CTHER	26			26	AUTRE	DIV. PREP. ALIM. NDA
SEEDS FOR SOWING NES	CTHER	20			20	AUTRE	GRAINES DE SEMENCE NDA
STRUCTURAL SHAPES	U S A			141	141	E-U	PROFILES DE CONSTRUCT.
COPPER AND ALLYS	OTHER	1,050			1,050	AUTRE	CUIVRE ET ALLIAGES
PERSONAL, HOUSEHOLD GOODS	U S A			2	2	E-U	ART. PERS. ET MENAGERS
	CTHER	6		1	7	AUTRE	
COMMODITY TOTAL		6		3	9		TOTAL DE MARCHANDISE
MISC. END PRODUCTS NES	OTHER	3			3	AUTRE	PRODUITS FINIS DIV. NDA
GENERAL CARGO	OTHER	70			70	AUTRE	MARCHANDISES DIVERSES
CONTAINERIZED FREIGHT	U S A			362	362	E-U	FRET CONTENEUREUSE
COUNTRY/REGION TOTAL		3,239*	*	916*	4,155*		TOTAL DE PAYS/REGION
SURINAM							SURINAM
ALUMINA, BAUXITE CRES	U K	11,203			11,203	R U	MINERAIS ALUMINE, BAUX.
	GREEK	5,647			5,647	GRECQ	
	NORW			6,720	6,720	NORV	
	SWEEN	12,025			12,025	SUEDE	
	PANAM	9,772			9,772	PANAM	
	CAN	2,000			2,000	CAN	
	CTHER	12,279			12,279	AUTRE	
COMMODITY TOTAL		52,926		6,720	59,646		TOTAL DE MARCHANDISE
PERSONAL, HOUSEHOLD GOODS	PANAM	1			1	PANAM	ART. PERS. ET MENAGERS
COUNTRY/REGION TOTAL		52,927*	*	6,720*	59,647*		TOTAL DE PAYS/REGION
VENEZUELA							VENEZUELA
FRUIT JUICES	U S A			60	60	E-U	JUS DE FRUIT
SUGAR PREPARATIONS	GER	62			62	ALL	PREP. A BASE DE SUCRE
	PANAM	1			1	PANAM	
COMMODITY TOTAL		63			63		TOTAL DE MARCHANDISE
COCOA AND CHOCOLATE	PANAM	34			34	PANAM	CACAO ET CHOCOLAT
TEXTILE FIBRES NES	CTHER		137		137	AUTRE	FIBRES TEXTILES NDA
IRON ORE AND CONC	LIBER	86,309			86,309	LIBER	MINERAIS, CONC. DE FER
CRUDE PETROLEUM	U K	596,353			596,353	P U	PETROLE BRUT
	DENMK	324,031			324,031	DANMK	
	GER	369,124			369,124	ALL	
	GREEK	308,532			308,532	GRECQ	
	ITALY	217,365			217,365	ITAL	
	NORW	701,055		29,130	730,185	NORV	
	LIBER	1,364,758			1,364,758	LIBER	
	PANAM	190,601			190,601	PANAM	
	CTHER	377,804			377,804	AUTRE	
COMMODITY TOTAL		4,449,623	29,130		4,478,753		TOTAL DE MARCHANDISE
CORRAGE, TWINE, RCPE	GREEK	10			10	GRECQ	CORRAGE, FICELLE, CORDE
	U S A					E-U	
COMMODITY TOTAL		10			12		TOTAL DE MARCHANDISE
INORGANIC CHEMS. NES	LIBER	20,214			20,214	LIBER	PROD. CHIM. INORG. NDA
PLASTIC MATERIALS	PANAM	4			4	PANAM	MATIERES PLASTIQUES
DYESTUFF, PIGMENT, PAINT	CTHER		6		6	AUTRE	MAT. COLOR. PIG. PEINTURE
FUEL OIL	U K	22,770			22,770	R U	MAZOUT
	GER	21,840			21,840	ALL	
	NORW	103,509			103,509	NORV	
	SWEEN	69,790			69,790	SUEDE	
	LIBER	261,781			261,781	LIBER	
	PANAM	28,137			28,137	PANAM	
	CAN	11,071			11,071	CAN	
	CTHER	32,995			32,995	AUTRE	
COMMODITY TOTAL		551,893			551,893		TOTAL DE MARCHANDISE
EQUIPMENT MISC.	U K			5	5	R U	MATERIEL DIVERS
PERSONAL, HOUSEHOLD GOODS	U K			1	1	R U	ART. PERS. ET MENAGERS
	GER	1			1	ALL	
	PANAM	8			8	PANAM	
	U S A					E-U	
COMMODITY TOTAL		9		1	11		TOTAL DE MARCHANDISE
GENERAL CARGO	U K			2	2	R U	MARCHANDISES DIVERSES
				66	66		
COUNTRY/REGION TOTAL		5,108,159*	29,273*	135*	5,137,567*		TOTAL DE PAYS/REGION
BAHAMAS							ILES BAHAMAS
CRUDE PETROLEUM	NETH	35,161			35,161	P. BAS	PETROLE BRUT
	LIBER	612,710			612,710	LIBER	
	PANAM	131,103			131,103	PANAM	
	U S A	72,761			72,761	E-U	
	OTHER	235,712			235,712	AUTRE	
COMMODITY TOTAL		1,087,447			1,087,447		TOTAL DE MARCHANDISE

TABLE 2. CARGOES UNLOADED AT CANADIAN PORTS FROM FOREIGN COUNTRIES IN 1975.

TABLEAU 2. MARCHANDISES DECHARGEES DANS LES PORTS CANADIENS EN PROVENANCE DE PAYS ETRANGERS EN 1975.

COUNTRY OF ORIGIN AND KIND OF CARGO	REGISTRY OF VESSEL	ATLANTIC ATLANTIQUE	GREAT LAKES GRANDS LACS	PACIFIC PACIFIQUE	TOTAL TOTAL	IMMATIC. DU NAVIRE	PAYS D'ORIGINE ET MARCHANDISE
BAHAMAS							ILES BAHAMAS
SALT	CAN	10,862			10,862	CAN	SALT
	OTHER	29,701	6,521		36,222	AUTRE	
COMMODITY TOTAL		40,563	6,521		47,084		TOTAL DE MARCHANDISE
FUEL OIL	U K	24,640			24,640	R U	FUEL OIL
	OTHER	25,586	14,718		40,304	AUTRE	
COMMODITY TOTAL		50,226	14,718		64,944		TOTAL DE MARCHANDISE
COUNTRY/REGION TOTAL		1,178,236*	21,239*	*	1,199,475*		TOTAL DE PAYS/REGION
BERMUDA							BERMUDES
DIST. ALCOHOLIC BEV.	GER	2			2	ALL	BOISS. ALCOOL. DIST.
EQUIPMENT MISC.	PANAM	2			2	PANAM	MATERIEL DIVERS
PERSONAL, HOUSEHOLD GOODS	GER	6			6	ALL	ART. PERS. ET MENAGERS
	GREEK	1			1	GREQC	
	PANAM	1			1	PANAM	
COMMODITY TOTAL		8			8		TOTAL DE MARCHANDISE
CONTAINERIZED FREIGHT	GER	732			732	ALL	FRET CONTENEURESE
COUNTRY/REGION TOTAL		744*	*	*	744*		TOTAL DE PAYS/REGION
BARBADOS							BARBADE
VEGETABLE PREP. NES	GER	6			6	ALL	PREP. DE LEGUMES NDA
MELASSES, CRUDE	GER	1			1	ALL	MELASSE, BRUTE
	LIBER	5,465			5,465	LIBER	
	JAPAN	2,177			2,177	JAPON	
COMMODITY TOTAL		7,643			7,643		TOTAL DE MARCHANDISE
SPICES	GER	12			12	ALL	EPICES
	NORW	4			4	NORV	
COMMODITY TOTAL		16			16		TOTAL DE MARCHANDISE
MISC. FOOD PREP. NES	NORW	2			2	NORV	DIV. PREP. ALIM. NDA
DIST. ALCOHOLIC BEV.	GER	72			72	ALL	BOISS. ALCOOL. DIST.
	NORW	332			332	NORV	
	SWEDN	6			6	SUEDE	
	PANAM	4			4	PANAM	
COMMODITY TOTAL		414			414		TOTAL DE MARCHANDISE
BLDG. PAPER AND ECARD	GER	103			103	ALL	PLAQ. CONSTR., PAP/CART.
TEXTILE FAB. MTL NES	GER	5			5	ALL	OUVR. EN MAT. TEXT. NDA
PERSONAL, HOUSEHOLD GOODS	GER	13			13	ALL	ART. PERS. ET MENAGERS
	NORW	20			20	NORV	
	PANAM	7			7	PANAM	
COMMODITY TOTAL		40			40		TOTAL DE MARCHANDISE
CONTAINERIZED FREIGHT	GER	385			385	ALL	FRET CONTENEURESE
	NORW	30			30	NORV	
COMMODITY TOTAL		415			415		TOTAL DE MARCHANDISE
COUNTRY/REGION TOTAL		8,644*	*	*	8,644*		TOTAL DE PAYS/REGION
JAMAICA							JAMAIQUE
FRUITS, PREP. CANNED	GER	45			45	ALL	FRUITS PREP. EN BOITE
	NORW	35			35	NORV	
COMMODITY TOTAL		80			80		TOTAL DE MARCHANDISE
COCOA AND CHOCOLATE	GER	35			35	ALL	CACAO ET CHOCOLAT
	SWEDN	20			20	SUEDE	
COMMODITY TOTAL		55			55		TOTAL DE MARCHANDISE
SPICES	GER	42			42	ALL	EPICES
	NORW	18			18	NORV	
COMMODITY TOTAL		60			60		TOTAL DE MARCHANDISE
MISC. FOOD PREP. NES	GER	50			50	ALL	DIV. PREP. ALIM. NDA
	NORW	9			9	NORV	
COMMODITY TOTAL		59			59		TOTAL DE MARCHANDISE
DIST. ALCOHOLIC BEV.	GER	457			457	ALL	BOISS. ALCOOL. DIST.
	NORW	215			215	NORV	
	SWEDN	39			39	SUEDE	
	PANAM	5			5	PANAM	
COMMODITY TOTAL		716			716		TOTAL DE MARCHANDISE
CRUDE VEG. PROD. NES	GER	1			1	ALL	PR. BRUTS ORIG. VEG. NDA
ALUMINA, BAUXITE CRES	U K	10,786			10,786	R U	MINERAIS ALUMINE, BAUX.
	NORW	37,237		19,879	57,116	NORV	
COMMODITY TOTAL		48,023		19,879	67,902		TOTAL DE MARCHANDISE
VEG. OILS, FATS NES	GER	15			15	ALL	HUIL. MAT. GRAS. VEG. NDA
	NORW	1			1	NORV	
COMMODITY TOTAL		16			16		TOTAL DE MARCHANDISE
OILS, FATS, WAXES NES	GER	1			1	ALL	HUIL. MAT. GRAS. CIRE NDA
MACHINERY NES	GER	2			2	ALL	MACHINES NDA
PASS. AUTOS AND CHASSIS	PANAM	2			2	PANAM	VOITURES PART., CHASSIS
RUBBER TIRES AND TUBES	NORW	4			4	NORV	PNEUS, CHAMBRES A AIR
PERSONAL, HOUSEHOLD GOODS	GER	74			74	ALL	ART. PERS. ET MENAGERS
	GREEK	2			2	GREQC	
	NORW	16			16	NORV	
	SWEDN	8			8	SUEDE	
	PANAM	4			4	PANAM	
COMMODITY TOTAL		104			104		TOTAL DE MARCHANDISE
CONTAINERS, CLOSURES	GER	2			2	ALL	CONTENEURS, FERMETURES

TABLE 2. CARGOES UNLOADED AT CANADIAN PORTS FROM FOREIGN COUNTRIES IN 1975.

TABLEAU 2. MARCHANDISES DECHARGEES DANS LES PORTS CANADIENS EN PROVENANCE DE PAYS ETRANGERS EN 1975.

COUNTRY OF ORIGIN AND KIND OF CARGO	REGISTRY OF VESSEL	ATLANTIC ATLANTIQUE	GREAT LAKES GRANDS LACS	PACIFIC PACIFIQUE	TOTAL TOTAL	IMMATIC. DU NAVIRE	PAYS D'ORIGINE ET MARCHANDISE
JAMAICA CCNT.							
MISC. END PRODUCTS NES	GER	2			2	ALL	JAMAIQUE SUITE
	NORW	3			3	NORV	PRODUITS FINIS DIV.NDA
COMMODITY TOTAL		5			5		TOTAL DE MARCHANDISE
GENERAL CARGO	NORW	3			3	NORV	MARCHANDISES DIVERSES
CONTAINERIZED FREIGHT	GER	140			140	ALL	FRET CONTENEURESE
	NORW	247			247	NORV	
	SWEDN	120			120	SUEDE	
COMMODITY TOTAL	PANAM	462			462	PANAM	TOTAL DE MARCHANDISE
		969			969		
COUNTRY/REGION TOTAL		50,102*	*	19,875*	69,981*		TOTAL DE PAYS/REGION
LEEW-WIND IS.							
BAKERY PROD. INC. FROZEN	GER	35			35	ALL	I. LEEW-WIND
MACARONI, CEREAL PROD.	GER	30			30	ALL	PROD. BOUL., PROD. CONG.
FRUIT JUICES	GER	2			2	ALL	PATES ALIM. PROD. CEREAL
	GREEK	10			10	GRECC	JUS DE FRUIT
COMMODITY TOTAL		12			12		TOTAL DE MARCHANDISE
VEGETABLES, DRIED	PANAM	26			26	PANAM	LEGUMES, SECS
MOLASSES, CRUDE	LIBER	1,680			1,680	LIBER	MELASSE, BRUTE
COCOA AND CHOCOLATE	GER	28			28	ALL	CACAO ET CHOCOLAT
	GREEK	15			15	GRECC	
COMMODITY TOTAL		43			43		TOTAL DE MARCHANDISE
SPICES	GER	63			63	ALL	EPICES
	GREEK	21			21	GRECC	
COMMODITY TOTAL		84			84		TOTAL DE MARCHANDISE
DIST. ALCOHOLIC BEV.	GER	76			76	ALL	BOISS. ALCOOL. DIST.
	GREEK	69			69	GRECC	
COMMODITY TOTAL		145			145		TOTAL DE MARCHANDISE
LUMBER AND TIMBER	PANAM	8			8	PANAM	BOIS OEUVRE ET CHARP.
TEXTILE FAB. MTL NES	GER	1			1	ALL	OUVR. EN MAT. TEXT. NDA
DYESTUFF, PIGMENT, PAINT	GREEK	2			2	GRECC	MAT. COLOR. PIC. PEINTURE
CHEM. SPECIALTIES NES	GER	2			2	ALL	PROD. CHIM. SPECIAUX NDA
STRUCTURAL SHAPES	PANAM	11			11	PANAM	PROFILES DE CONSTRUCT.
METAL FAB. BASIC PROD.	PANAM	14			14	PANAM	OUVR. DE BASE EN METAL
MISC. FABRICATED PROD.	PANAM	12			12	PANAM	OUVRAGES DIVERS
MACHINERY NES	GREEK	1			1	GRECC	MACHINES NDA
PERSONAL, HOUSEHOLD GOODS	GER	53			53	ALL	ART. PERS. ET MENAGERS
	GREEK	7			7	GRECC	
COMMODITY TOTAL	PANAM	1			1	PANAM	TOTAL DE MARCHANDISE
CONTAINERS, CLOSURES	GER	2			2	ALL	CONTENEURS, FERMETURES
COUNTRY/REGION TOTAL		2,169*	*	*	2,169*		TOTAL DE PAYS/REGION
TRINIDAD-TOBAG							
FISH, FRESH OR FROZEN	NORW	2			2	NORV	TRINIDAD TOBAG
BAKERY PROD. INC. FROZEN	GER	6			6	ALL	POISSON, FRAIS OU CONG.
FRUIT JUICES	GER	12			12	ALL	PROD. BOUL., PROD. CONG.
FRUIT PULP, PUREE	GER	8			8	ALL	JUS DE FRUIT
VEGETABLE PREP. NES	GER	18			18	ALL	PULPE DE FRUIT, PUREE
MOLASSES, CRUDE	LIBER	10,752	7,511		18,263	LIBER	PREP. DE LEGUMES NDA
COFFEE	GER	15			15	ALL	MELASSE, BRUTE
SPICES	GER	45			45	ALL	CAFE
	SWEDN	7			7	SUEDE	EPICES
COMMODITY TOTAL		52			52		TOTAL DE MARCHANDISE
MISC. FOOD PREP. NES	GER	3			3	ALL	DIV. PREP. ALIM. NDA
	NORW	11			11	NORV	
COMMODITY TOTAL		14			14		TOTAL DE MARCHANDISE
DIST. ALCOHOLIC BEV.	GER	306			306	ALL	BOISS. ALCOOL. DIST.
	NORW	76			76	NORV	
	PANAM	93			93	PANAM	
COMMODITY TOTAL		475			475		TOTAL DE MARCHANDISE
ALUMINA, BAUXITE GRES	U K	129,320			129,320	R U	TOTAL DE MARCHANDISE
	GER	183,642			183,642	ALL	MINERAIS ALUMINE, BAUX.
	GREEK	63,124			63,124	GRECC	
	NORW	226,158			226,158	NORV	
	SWEDN	56,096			56,096	SUEDE	
	LIBER	8,697			8,697	LIBER	
	PANAM	82,217			82,217	PANAM	
	CTHER	35,151			35,151	AUTRE	
COMMODITY TOTAL		784,405			784,405		TOTAL DE MARCHANDISE
CRUDE PETROLEUM	U K	109,657			109,657	R U	TOTAL DE MARCHANDISE
	GER	31,503			31,503	ALL	PETROLE BRUT
	GREEK	30,041			30,041	GRECC	
	NETH	119,067			119,067	P. BAS	
	SWEDN	33,087			33,087	SUEDE	
	LIBER	385,100			385,100	LIBER	
	PANAM	25,828			25,828	PANAM	
	U S A	105,446			105,446	E-U	
	CTHER	55,167			55,167	AUTRE	
COMMODITY TOTAL		894,896			894,896		TOTAL DE MARCHANDISE
TEXTILE FAB. MTL NES	GER	3			3	ALL	OUVR. EN MAT. TEXT. NDA
OILS, FATS, WAXES NES	GER	1			1	ALL	HUIL. MAT. GRAS. CIRE NDA

TABLE 2. CARGOES UNLOADED AT CANADIAN PORTS FROM FOREIGN COUNTRIES IN 1975.

TABLEAU 2. MARCHANDISES DECHARGEES DANS LES PORTS CANADIENS EN PROVENANCE DE PAYS ETRANGERS EN 1975.

COUNTRY OF ORIGIN AND KIND OF CARGO	REGISTRY OF VESSEL	ATLANTIC ATLANTIQUE	GREAT LAKES GRANDS LACS	PACIFIC PACIFIQUE	TOTAL TOTAL	IMMATIC. DU NAVIRE	PAYS D'ORIGINE ET MARCHANDISE
TRINIDAD-TDBAG							TRINIDAD TDBAG SUITE
FUEL OIL	U K SWEDN	69,681 30,400			69,681 30,400	P U SUEDE	MAZOUT
COMMODITY TOTAL		100,081			100,081		TOTAL DE MARCHANDISE
LUBRICATING OIL, GREASE	NORW		32,202		32,202	NORV	HUILE, GRAISSE LUBRIF.
METAL FAB. BASIC PROD.	GER	2			2	ALL	OUVR. DE BASE EN METAL
EQUIPMENT MISC.	GER	3			3	ALL	MATERIEL DIVERS
PERSONAL, HSEHCLC GOODS	GER	30			30	ALL	ART. PERS. ET MENAGERS
	GREEK	1			1	GREQQ	
	NORW	9			9	NORV	
	SWEDN	1			1	SUEDE	
COMMODITY TOTAL		41			41		TOTAL DE MARCHANDISE
GENERAL CARGO	GER	1			1	ALL	MARCHANDISES DIVERSES
CONTAINERIZED FREIGHT	GER	1,119			1,119	ALL	FRET CONTENEURESE
	SWEDN	15			15	SUEDE	
COMMODITY TOTAL		1,134			1,134		TOTAL DE MARCHANDISE
COUNTRY/REGION TOTAL		1,791,921*	39,713*	*	1,831,634*		TOTAL DE PAYS/REGION
COSTA RICA							COSTA-RICA
COFFEE	OTHER			365	365	AUTRE	CAFE
COUNTRY/REGION TOTAL		*	*	365*	365*		TOTAL DE PAYS/REGION
CUBA							CUBA
FISH, FRESH OR FROZEN	NETH	6			6	P. BAS	POISSON, FRATS OU CONG.
LOBSTER	NETH	520			520	P. BAS	HOMARD
	CTHER	120			120	AUTRE	
COMMODITY TOTAL		640			640		TOTAL DE MARCHANDISE
SHELL FISH, NES	NETH	1,211			1,211	P. BAS	MOLLUSQUES CRUST., NDA
	CTHER	783			783	AUTRE	
COMMODITY TOTAL		1,994			1,994		TOTAL DE MARCHANDISE
FRESH FRUITS, BERRIES	CTHER	45			45	AUTRE	FRUITS, BAIES FRAIS
FRUIT, PRES. NOT CANNED	CTHER	152			152	AUTRE	CONS. FRUITS NON BOITE
RAW SUGAR	PANAM	11,760			11,760	PANAM	SUCRE BRUT
	OTHER	141,643	24,326		165,969	AUTRE	
COMMODITY TOTAL		153,403	24,326		177,729		TOTAL DE MARCHANDISE
SUGAR PREPARATIONS	CTHER	499			499	AUTRE	PREP. A BASE DE SUCRE
CACOA AND CHOCOLATE	OTHER	95			95	AUTRE	CACAO ET CHOCOLAT
DIST. ALCOHOLIC BEV.	CTHER	232			232	AUTRE	BOISS. ALCOOL. DIST.
TOBACCO NES	OTHER	370			370	AUTRE	TABACS NDA
PENEER, PLYWOOD	CTHER	1			1	AUTRE	PLACAGES, CCNTRE-PLAQ.
CUPPER AND ALLGYS	OTHER	2			2	AUTRE	CUIVRE ET ALLIAGES
EQUIPMENT MISC.	CTHER	14			14	AUTRE	MATERIEL DIVERS
GENERAL CARGO	CTHER	21			21	AUTRE	MARCHANDISES DIVERSES
COUNTRY/REGION TOTAL		157,474*	24,326*	*	181,800*		TOTAL DE PAYS/REGION
DOMINICAN REP.							R. DOMINICAINE
RAW SUGAR	OTHER	11,660			11,660	AUTRE	SUCRE BRUT
MOLASSES, CRUDE	LIBER	4,480	5,466		9,946	LIBER	MELASSE, BRUTE
	JAPAN	2,108			2,108	JAPON	
COMMODITY TOTAL		6,568	5,466		12,054		TOTAL DE MARCHANDISE
COFFEE	NORW	217			217	NORV	CAFE
	PANAM	41			41	PANAM	
COMMODITY TOTAL		258			258		TOTAL DE MARCHANDISE
TOBACCO NES	GER	101			101	ALL	TABACS NDA
	NORW	48			48	NORV	
COMMODITY TOTAL		149			149		TOTAL DE MARCHANDISE
NICKEL AND ALLGYS	CAN		4,986		4,986	CAN	NICKEL ET ALLIAGES
PERSONAL, HSEHCLD GOODS	GREEK	4			4	GREQQ	ART. PERS. ET MENAGERS
	NORW	2			2	NORV	
	PANAM	2			2	PANAM	
	CAN	1			1	CAN	
COMMODITY TOTAL		8	1		9		TOTAL DE MARCHANDISE
CONTAINERIZED FREIGHT	NORW	90			90	NORV	FRET CONTENEURESE
	PANAM	93			93	PANAM	
COMMODITY TOTAL		183			183		TOTAL DE MARCHANDISE
COUNTRY/REGION TOTAL		18,846*	10,453*	*	29,299*		TOTAL DE PAYS/REGION
EL SALVADOR							SALVADOR
COFFEE	OTHER			2,062	2,062	AUTRE	CAFE
TEXTILE FIBRES NES	GREEK	204			204	GREQQ	FIBRES TEXTILES NDA
PERSONAL, HSEHCLC GOODS	OTHER			4	4	AUTRE	ART. PERS. ET MENAGERS
CONTAINERIZED FREIGHT	U S A			58	58	E-U	FRET CONTENEURESE
COUNTRY/REGION TOTAL		204*	*	2,124*	2,328*		TOTAL DE PAYS/REGION
GUATEMALA							GUATEMALA
RAW SUGAR	OTHER	11,340			11,340	AUTRE	SUCRE BRUT
SUGAR PREPARATIONS	CTHER	23			23	AUTRE	PREP. A BASE DE SUCRE

TABLE 2. CARGOES UNLOADED AT CANADIAN PORTS FROM FOREIGN COUNTRIES IN 1975.

TABLEAU 2. MARCHANDISES DECHARGEES DANS LES PORTS CANADIENS EN PROVENANCE DE PAYS ETRANGERS EN 1975.

COUNTRY OF ORIGIN AND KIND OF CARGO	REGISTRY OF VESSEL	ATLANTIC ATLANTIQUE	GREAT LAKES GRANDS LACS	PACIFIC PACIFIQUE	TOTAL TOTAL	IMMATIC. DU NAVIRE	PAYS D'ORIGINE ET MARCHANDISE
GUATEMALA CCNT.							
COFFEE	CTHER			540	540	AUTRE	GUATEMALA SUITE
MISC. FOOD PREP. NES	CTHER	23			23	AUTRE	CAFE
TEXTILE FIBRES NES	GREEK	219	221		440	GRECC	DIV. PREP. ALIM. NDA
PERSONAL, HSEHOLD GOODS	CTHER			1	1	AUTRE	FIBRES TEXTILES NDA
CCOUNTRY/REGION TOTAL		11,605*	221*	541*	12,367*		TOTAL DE PAYS/REGION
MEXICO							
FRUIT, PRES. NOT CANNED	CTHER			63	63	AUTRE	MEXIQUE
MOLASSES, CRUDE	NORW	4,630	8,800		13,430	NORV	CONS. FRUITS NON BOITE
	LIBER	29,150			29,150	LIBER	MELASSE, BRUTE
COMMODITY TOTAL		33,780	8,800		42,580		TOTAL DE MARCHANDISE
COFFEE	CTHER			154	154	AUTRE	CAFE
DIST. ALCOHOLIC BEV.	CTHER	3			3	AUTRE	BOISS. ALCOOL. DIST.
SEEDS FOR SOWING NES	CTHER			6	6	AUTRE	GRAINES DE SEMENCE NDA
CRUDE VEG. PROD. NES	CTHER	3			3	AUTRE	PR. BRUTS ORIG. VEG. NDA
FLUCRSPAR	U K	13,791			13,791	R U	SPATH FLUOR
	GER		15,331		15,331	ALL	
	GREEK		10,091		10,091	GRECC	
	NORW	18,180			18,180	NORV	
	LIBER		7,826		7,826	LIBER	
	CAN		11,217		11,217	CAN	
COMMODITY TOTAL		39,213	7,722		46,935		TOTAL DE MARCHANDISE
GYPNUM	LIBER	71,184	52,167		123,351	AUTRE	GYPSE
SALT	U K			58,115	58,115	LIBER	GYPSE
PASS. AUTOS AND CHASSIS	CTHER			227,880	227,880	R U	SEL
PERSONAL, HSEHOLD GOODS	CTHER	21		2	23	AUTRE	VOITURES PART., CHASSIS
MISC. END PRODUCTS NES	CTHER	5		1	6	AUTRE	ART. PERS. ET MENAGERS
GENERAL CARGO	CTHER	1			1	AUTRE	PRODUITS FINIS DIV. NDA
CCOUNTRY/REGION TOTAL		104,997*	60,987*	286,221*	452,205*		TOTAL DE PAYS/REGION
NETH. ANTILLES							
CRUDE PETROLEUM	NORW	52,169			52,169	NORV	ANTILLES NEERL
	LIBER	76,725			76,725	LIBER	PETROLE BRUT
COMMODITY TOTAL		128,894			128,894		TOTAL DE MARCHANDISE
GASOLINE	PANAM	1,248			1,248	PANAM	ESSENCE
	CTHER	2,041			2,041	AUTRE	
COMMODITY TOTAL		3,289			3,289		TOTAL DE MARCHANDISE
FUEL OIL	U K	68,426			68,426	R U	MAZOUT
	ITALY	32,729			32,729	ITAL	
	NETH	17,375			17,375	P. BAS	
	NORW	721			721	NORV	
	PANAM	58,431		3,285	61,716	PANAM	
	CTHER	62,085			62,085	AUTRE	
COMMODITY TOTAL		239,767		3,285	243,052		TOTAL DE MARCHANDISE
LUBRICATING OIL, GREASE	PANAM	13,500			13,500	PANAM	HUILE, GRAISSE LUBRIF.
ASPHALTS, ROAD OILS	U K	6,880			6,880	R U	ASPHALTE, BITUME LIQD.
	LIBER	7,728			7,728	LIBER	
COMMODITY TOTAL		14,608			14,608		TOTAL DE MARCHANDISE
PERSONAL, HSEHOLD GOODS	U S A			1	1	E-U	ART. PERS. ET MENAGERS
COUNTRY/REGION TOTAL		440,058*	*	3,286*	643,344*		TOTAL DE PAYS/REGION
NICARAGUA							
COFFEE	CTHER			514	514	AUTRE	NICARAGUA
SPICES	CTHER			55	55	AUTRE	CAFE
OIL SEED MEAL, CAKE NES	CTHER			65	65	AUTRE	EPICES
OIL SEEDS, NUTS NES	CTHER			117	117	AUTRE	FAR. TOURT. OLEAG. NDA
LOGS	CTHER			9	9	AUTRE	GRAINES, NOIX OLEAG. NDA
TEXTILE FIBRES NES	GREEK		220		220	GRECC	BILLES
	CTHER			111	111	AUTRE	FIBRES TEXTILES NDA
COMMODITY TOTAL			220	111	331		TOTAL DE MARCHANDISE
LUMBER AND TIMBER	CTHER			14	14	AUTRE	BOIS D'OEUVRE ET CHARP.
WOOD FAB. MATERIALS	OTHER			139	139	AUTRE	DEMI-PRODUITS EN BOIS
COUNTRY/REGION TOTAL		*	220*	1,024*	1,244*		TOTAL DE PAYS/REGION
PANAMA							
FISH, FRESH OR FROZEN	NETH	1,656			1,656	P. BAS	PANAMA
FUEL OIL	U K	36,191			36,191	R U	POISSON, FRAIS OU CONG.
CCOUNTRY/REGION TOTAL		37,847*	*	*	37,847*		TOTAL DE PAYS/REGION
PUERTO RICO							
FISH, FRESH OR FROZEN	SWEDN	779			779	SUEDE	PORTO-RICO
FRUIT, PRES. NOT CANNED	CTHER		23		23	AUTRE	POISSON, FRAIS OU CONG.
FRUITS, PREP. CANNED	GREEK	7			7	GRECC	CONS. FRUITS NON BOITE
DIST. ALCOHOLIC BEV.	GER	5			5	ALL	FRUITS PREP. EN BOITE
PERSONAL, HSEHOLD GOODS	GER	10			10	ALL	BOISS. ALCOOL. DIST.
							ART. PERS. ET MENAGERS

TABLE 2. CARGOES UNLOADED AT CANADIAN PORTS FROM FOREIGN COUNTRIES IN 1975.

TABLEAU 2. MARCHANDISES DECHARGEES DANS LES PORTS CANADIENS EN PROVENANCE DE PAYS ETRANGERS EN 1975.

COUNTRY OF ORIGIN AND KIND OF CARGO	REGISTRY OF VESSEL	ATLANTIC ATLANTIQUE	GREAT LAKES GRANDS LACS	PACIFIC PACIFIQUE	TOTAL TOTAL	IMMATIC. DU NAVIRE	PAYS D'ORIGINE ET MARCHANDISE
PUERTO RICO CCNT.							PORTO-RICD SUITE
	PANAM	2			2	PANAM	
COMMODITY TOTAL		12			12		TOTAL DE MARCHANDISE
CONTAINERS, CLOSURES	CEP	8			8	ALL	CONTENEURS, FERMETURES
MISC. END PRODUCTS NES	GER	3			3	ALL	PRODUITS FINIS DIV. NDA
	GREEK	2			2	GRECC	
COMMODITY TOTAL		5			5		TOTAL DE MARCHANDISE
COUNTRY/REGION TOTAL		816*	23*	*	839*		TOTAL DE PAYS/REGION
ST. PIERRE-MIQ.							ST-PIERRE-MIQ.
CATTLE	CTHER	56			56	AUTRE	BOVINS
FISH, FRESH OR FROZEN	CTHER	271			271	AUTRE	POISSON, FRAIS OU CONG.
SHELL FISH, NES	CAN	150			150	CAN	MOLLUSQUES CRUST., NDA
RAW HIDES AND SKINS	CTHER	4			4	AUTRE	PEAUX ET CUIRS BRUT
CRUDE ANIMAL PROD. NES	CTHER	10			10	AUTRE	PR. BRUTS ORIG. ANIM. NDA
WOOD FAB. MATERIALS	CAN	5			5	CAN	DEMI-PRODUITS EN BOIS
METAL FAB. BASIC PROD.	CTHER	1			1	AUTRE	OUVR. DE BASE EN METAL
MACHINERY NES	DENMK	1			1	DANMK	MACHINES NDA
	CAN	8			8	CAN	
	CTHER	7			7	AUTRE	
COMMODITY TOTAL		16			16		TOTAL DE MARCHANDISE
EQUIPMENT MISC.	CAN	1			1	CAN	MATERIEL DIVERS
	CTHER	2			2	AUTRE	
COMMODITY TOTAL		3			3		TOTAL DE MARCHANDISE
PERSONAL, HSEHOLD GOODS	CTHER	1			1	AUTRE	ART. PERS. ET MENAGERS
CONTAINERS, CLOSURES	CAN	2			2	CAN	CONTENEURS, FERMETURES
	CTHER	103			103	AUTRE	
COMMODITY TOTAL		105			105		TOTAL DE MARCHANDISE
GENERAL CARGO	CTHER	6			6	AUTRE	MARCHANDISES DIVERSES
COUNTRY/REGION TOTAL		628*	*	*	628*		TOTAL DE PAYS/REGION
U S HAWAII							E-U HAWAII
NUTS, EXC. OIL NUTS NES	U K			2	2	R U	NOIX, SAUF OLEAG. NDA
DIST. ALCOHOLIC BEV.	U K			2	2	R U	BOISS. ALCOOL. DIST.
VEG. OILS, FATS NES	U K			4	4	R U	HUIL. MAT. GRAS. VEG. NDA
CHEM. SPECIALTIES NES	U K			1	1	R U	PROD. CHIM. SPECIAUX NDA
FUEL OIL	U S A			6,013	6,013	E-U	MAZOUT
MACHINERY NES	GER			8	8	ALL	MACHINES NDA
PERSONAL, HSEHOLD GOODS	GER			2	2	ALL	ART. PERS. ET MENAGERS
COUNTRY/REGION TOTAL		*	*	6,032*	6,032*		TOTAL DE PAYS/REGION
U S ALASKA							E-U ALASKA
LOGS	CAN			28,387	28,387	CAN	BILLES
PULP	U S A			13,185	13,185	E-U	PATE
MACHINERY NES	CAN			71	71	CAN	MACHINES NDA
TRUCKS AND CHASSIS	CAN			7	7	CAN	CAMIONS ET CHASSIS
CONTAINERIZED FREIGHT	CAN			182,646	182,646	CAN	FRET CONTENEURESE
COUNTRY/REGION TOTAL		*	*	224,300*	224,300*		TOTAL DE PAYS/REGION
U S PACIFIC							E-U PACIFIQUE
CORA MEAL AND FLOUR	CAN			54	54	CAN	SEMIOULE, FARINE DE MAIS
CEREALS MILLED, NES	CAN			88	88	CAN	CEREALES MOULUES, NDA
FRESH FRUITS, BERRIES	CAN			32	32	CAN	FRUITS, BAIES FRAIS
FRUITS, PREP. CANNED	CAN			51	51	CAN	FRUITS PREP. EN BOITE
POTATOES	CAN			25	25	CAN	POMMES DE TERRE
LOGS	CAN			26,328	26,328	CAN	BILLES
	U S A			107,770	107,770	E-U	
COMMODITY TOTAL				134,098	134,098		TOTAL DE MARCHANDISE
PULPWOOD	CAN			9,981	9,981	CAN	BOIS A PATE
SLAG, DROSS, BY-PRODUCTS	CAN			8,000	8,000	CAN	POUS. GUEUL. SCOR. PROD.
SAND AND GRAVEL	CAN			1,061,045	1,061,045	CAN	SABLE ET GRAVIERS
SALT	NORV			3,045	3,045	NORV	SEL
	CAN			124,519	124,519	CAN	
	U S A			3,941	3,941	E-U	
COMMODITY TOTAL				131,505	131,505		TOTAL DE MARCHANDISE
CRUDE NON-MET. MIN. NES	CAN			301	301	CAN	MIN. NON-MET. BRUTS NDA
WASTE AND SCRAP NES	NORV			10	10	NORV	DECHETS ET REBUTS NDA
VENEER, PLYWOOD	CAN			1,785	1,785	CAN	PLACAGES, CONTRE-PLAQ.
PULP	U S A			33,415	33,415	E-U	PATE
METALLIC SALTS	NORV			3,329	3,329	NORV	SELS METALLIQUES
	CAN			695	695	CAN	
	U S A			4,234	4,234	E-U	
COMMODITY TOTAL				8,258	8,258		TOTAL DE MARCHANDISE
INORGANIC CHEMS. NES	CAN			28,074	28,074	CAN	PROD. CHIM. INORG. NDA
	U S A			2,601	2,601	E-U	
	CTHER	3,715			3,715	AUTRE	
COMMODITY TOTAL		3,715		30,675	34,390		TOTAL DE MARCHANDISE
ORGANIC CHEMICALS NES	U S A			2,415	2,415	E-U	PROD. CHIM. ORGAN. NDA
CHEM. SPECIALTIES NES	CAN			48	48	CAN	PROD. CHIM. SPECIAUX NDA

TABLE 2. CARGOES UNLOADED AT CANADIAN PORTS FROM FOREIGN COUNTRIES IN 1975.

TABLEAU 2. MARCHANDISES DECHARGEES DANS LES PORTS CANADIENS EN PROVENANCE DE PAYS ETRANGERS EN 1975.

COUNTRY OF ORIGIN AND KIND OF CARGO	REGISTRY OF VESSEL	ATLANTIC ATLANTIQUE	GREAT LAKES GRANDS LACS	PACIFIC PACIFIQUE	TOTAL TOTAL	IMMATIC. DU NAVIRE	PAYS D'ORIGINE ET MARCHANDISE
U S PACIFIC							E-U PACIFIQUE
FUEL OIL	NORW			35,006	35,006	NORV	SUITE MAZOUT
	CAN			84,357	84,357	CAN	
	U S A			40,903	40,903	E-U	
COMMODITY TOTAL				160,266	160,266		TOTAL DE MARCHANDISE
LUBRICATING OIL, GREASE	U S A			75	75	E-U	HUILE, GRAISSE LUBRIF.
PETROL, COAL PRD. NES	U S A			2,050	2,050	E-U	DERIVE PETR. CHARB. NDA
CASTINGS, FORGINGS	CAN			3,306	3,306	CAN	MOUL. PIECES FORGEES
PIPES, TUBES: IRON, STEEL	CAN			1,594	1,594	CAN	TUYAUX, TUBES: FER, ACIER
WIRE	CAN			955	955	CAN	FIL METALLIQUE
CEMENT	CAN			41,900	41,900	CAN	CIMENT
CEMENT BASIC PRD.	CAN			1,500	1,500	CAN	OUVR. DE BASE CIMENT
LIME	CAN			50	50	CAN	CHAUX
MACHINERY NES	CAN			140	140	CAN	MACHINES NDA
PERSONAL, HSEHOLD GOODS	NORW			1	1	NORV	APT. PERS. ET MENAGERS
CONTAINERS, CLOSURES	NORW			3	3	NORV	CONTENEURS, FERMETURES
	CAN			7	7	CAN	
	OTHER			21	21	AUTRE	
COMMODITY TOTAL				31	31		TOTAL DE MARCHANDISE
MISC. ENO PRODUCTS NES	CAN			25	25	CAN	PRODUITS FINIS DIV. NDA
GENERAL CARGO	CAN			375	375	CAN	MARCHANDISES DIVERSES
CONTAINERIZED FREIGHT	DENMK			2	2	DANMK	FRET CONTENEURESE
	GER	23				ALL	
	U S A			31	31	E-U	
	OTHER			13	13	AUTRE	
COMMODITY TOTAL		36		33	69		TOTAL DE MARCHANDISE
COUNTRY/REGION TOTAL		3,751*	*	1,634,087*	1,637,838*		TOTAL DE PAYS/REGION
U S GRT. LAKES							E-U GR. LACS
FISH, CANNED	CAN		12		12	CAN	POISSON EN BOTES
BARLEY	CAN	132,092	7,291		139,383	CAN	ORGE
CORN	GREEK	35,868			35,868	GRECQ	MAIS
	CAN	1,383,675	122,461		1,506,136	CAN	
	U S A	73,268			73,268	E-U	
COMMODITY TOTAL		1,492,811	122,461		1,615,272		TOTAL DE MARCHANDISE
OATS	CAN	29,634			29,634	CAN	AVOINE
RYE	CAN	26,612			26,612	CAN	SEIGLE
WHEAT	CAN	1,786,749			1,786,749	CAN	BLE
	U S A	64,461			64,461	E-U	
COMMODITY TOTAL		1,851,210			1,851,210		TOTAL DE MARCHANDISE
WHEAT FLOUR	CAN		182		182	CAN	FARINE DE BLE
CEREALS MILLED, NES	CAN		246		246	CAN	CEREALES MOULUES, NDA
BAKERY PROD. INC. FROZEN	CAN		18		18	CAN	PROD. BDUL., PROD. CONG.
MACARONI, CEREAL PROD.	CAN		341		341	CAN	PATES ALIM. PROD. CEREAL
FRESH FRUITS, BERRIES	CAN		536		536	CAN	FRUITS, BAIES FRAIS
FRUIT, PRES. NOT CANNED	CAN		18		18	CAN	CONS. FRUITS NON BOITE
FRUITS, PREP. CANNED	CAN		435		435	CAN	FRUITS PREP. EN BOITE
VEGETABLES, FRESH	CAN		660		660	CAN	LEGUMES, FRAIS
VEGETABLES, DRIED	CAN		16,576		16,576	CAN	LEGUMES, SECS
VEGETABLE PREP. NES	CAN		65		65	CAN	PREP. DE LEGUMES NDA
SUGAR, NES	CAN		32		32	CAN	SUCRE, NDA
SUGAR PREPARATIONS	CAN		204		204	CAN	PREP. A BASE DE SUCRE
MISC. FOOD PREP. NES	CAN		144		144	CAN	DIV. PREP. ALIM. NDA
SOYA. DIL MEAL, CAKE	GER	3,634			3,634	ALL	FARINE TOUR. GR. SOYA
DIST. ALCOHOLIC BEV.	CAN		256		256	CAN	BOISS. ALCOOL. DIST.
RAW HIDES AND SKINS	CAN		4,877		4,877	CAN	PEAUX ET CUIRS BRUT
SEEDS FOR SOWING NES	CAN		20		20	CAN	GRAINES DE SEMENCE NDA
FLAXSEED	CAN		1,448		1,448	CAN	GRAINE DE LIN
SOYA BEANS	CAN	454,386	412,520		866,906	CAN	GRAINE DE SOYA
	U S A	43,591	11,838		55,429	E-U	
COMMODITY TOTAL		497,977	424,358		922,335		TOTAL DE MARCHANDISE
TEXTILE FIBRES NES	CAN		11		11	CAN	FIBRES TEXTILES NDA
IRON ORE AND CONC	U S A		3,973,105		3,973,105	CAN	MINERAL. CONC. DE FER
	U S A		165,142		165,142	E-U	
COMMODITY TOTAL			4,138,247		4,138,247		TOTAL DE MARCHANDISE
MANGANESE ORE	CAN	19,746			19,746	CAN	MINERAL DE MANGANESE
IRON AND STEEL SCRAP	CAN		144		144	CAN	DECHETS DE FER, D'ACIER
	U S A		320		320	E-U	
COMMODITY TOTAL			464		464		TOTAL DE MARCHANDISE
NON-FERROUS MET. SCRAP	CAN		266		266	CAN	DECHETS METAL. NON FER.
SLAG, DRSS, BY-PRODUCTS	CAN		1,975		1,975	CAN	POUS. GUEUL. SCOR. PROD.
EQUAL BITUMINOUS	CAN	191,792	16,520,454		16,712,246	CAN	CHARBON BITUMINEUX
	U S A		163,259		163,259	E-U	
COMMODITY TOTAL		191,792	16,683,713		16,875,505		TOTAL DE MARCHANDISE
BENTONITE	CAN	19,537			19,537	CAN	BENTONITE
CLAY MATERIALS NES	CAN	29,505			46,140	CAN	MATIERES ARGIL. NDA
SAND AND GRAVEL	CAN		474,014		474,014	CAN	SABLE ET GRAVIERS
LIMESTONE	CAN	29,262	3,271,348		3,300,610	CAN	PIERRE CALCAIRE
	U S A		156,032		156,032	E-U	
COMMODITY TOTAL		29,262	3,427,380		3,456,642		TOTAL DE MARCHANDISE
STONE, CRUDE NES	CAN		21		21	CAN	PIERRE BRUTE NDA
SALT	CAN	299,214	416,694		715,908	CAN	SEL
CRUDE NON-MET. MIN. NES	CAN	438	114		552	CAN	MIN. NON-MET. BRUTS NDA
RUBBER FAB. MATERIALS	CAN		40		40	CAN	DEMI-PROD. CAOUTCHOUC
LUMBER AND TIMBER	CAN		110		110	CAN	BOIS BOUVRE ET CHAPP.

TABLE 2. CARGOES UNLOADED AT CANADIAN PORTS FROM FOREIGN COUNTRIES IN 1975.

TABLEAU 2. MARCHANDISES DECHARGÉES DANS LES PORTS CANADIENS EN PROVENANCE DE PAYS ÉTRANGERS EN 1975.

COMMODITY OF ORIGIN AND KIND OF CARGO	REGISTRY OF VESSEL	ATLANTIC ATLANTIQUE	GREAT LAKES GRANDS LACS	PACIFIC PACIFIQUE	TOTAL TOTAL	IMMATIC. DU NAVIRE	PAYS D'ORIGINE ET MARCHANDISE
U S GR. LAKES CONT.							
FLOORING	CAN		79		79	CAN	E-U GR. LACS SUITE
VENEER, PLYWOOD	CAN		40		40	CAN	LAMES POUR PAQUET
WOOD FAB. MATERIALS	CAN		30		30	CAN	PLACAGES, CONTRE-PLAQ.
PAPER NES	CAN		740		740	CAN	DEMI-PRODUITS EN BOIS
TEXTILE FAB. MTL NES	CAN		60		60	CAN	PAPIFF NDA
VEG. OILS, FATS NES	CAN		19		19	CAN	OUVR. EN MAT. TEXT. NDA
OILS, FATS, WAXES NES	CAN		20		20	CAN	HUIL. MAT. GRAS. VEG. NDA
SULPHURIC ACID	CAN		19		19	CAN	HUIL. MAT. GRAS. CIPE NDA
METALLIC SALTS	CAN	18,077	73,520		91,597	CAN	ACIDE SULFURIQUE
INORGANIC CHEMS. NES	CAN	5,330	8,768		14,098	CAN	SELS METALLIQUES
	U S A		3,500		3,500	E-U	PROD. CHIM. INORG. NDA
COMMODITY TOTAL		5,330	12,268		17,598		TOTAL DE MARCHANDISE
GLYCOL	GREEK	4,056			4,056	GRECQ	GLYCOL
ORGANIC CHEMICALS NES	CAN		457		457	CAN	PROD. CHIM. ORGAN. NDA
POTASH	CAN		10,100		10,100	CAN	POTASSE
AGRICULTURAL CHEMICALS	CAN		68		68	CAN	PROD. CHIM. AGRICOLES
PLASTIC MATERIALS	CAN		95		95	CAN	MATIERES PLASTIQUES
DYESTUFF, PIGMENT, PAINT	CAN		7		7	CAN	MAT. COLOR. PIG. PEINTURE
CHEM. SPECIALTIES NES	CAN		1,012		1,012	CAN	PROD. CHIM. SPECIAUX NDA
FUEL OIL	CAN		11,403		11,403	CAN	MAZOUT
LUBRICATING OIL, GREASE	CAN		160		160	CAN	HUILE, GRAISSE LUBRIF.
COKE	U S A	415,057	108,540		523,597	CAN	COKE
			33,500		33,500	E-U	
COMMODITY TOTAL		415,057	142,440		557,497		TOTAL DE MARCHANDISE
COAL TAR, PITCH	CAN	28,194			28,194	CAN	GOUDRON, BRAI DE BOUIL.
PETROL, COAL PROD. NES	CAN		4,470		4,470	CAN	DERIVE PETR. CHARB. NDA
	U S A		15,300		15,300	E-U	
COMMODITY TOTAL			19,770		19,770		TOTAL DE MARCHANDISE
FERRO-ALLOYS	CAN		21		21	CAN	FERRO-ALLIAGES
PRIMARY IRON, STEEL NES	CAN		14,292		14,292	CAN	FER, ACIER PRIMAIR. NDA
CASTINGS, FORGINGS	CAN		114		114	CAN	MOUL. PIECES FORGEES
BAR, RODS, STEEL	CAN	450	545		995	CAN	BARRES ET TIGES ACIER
PLATE & SHEET STEEL	CAN		30		30	CAN	TOLES, FEUILLES D'ACIER
STRUCTURAL SHAPES	CAN	1,576	313		1,889	CAN	PROFILES DE CONSTRUCT.
RAILS & TRACK MATERIAL	GER	2,713			2,713	ALL	RAILS, MAT. VOIE FERREE
	CAN	12,059	776		12,835	CAN	
COMMODITY TOTAL		14,772	776		15,548		TOTAL DE MARCHANDISE
PIPES, TUBES, IRON, STEEL	CAN		138		138	CAN	TUYAUX, TUBES, FER, ACIER
WIRE	CAN		93		93	CAN	FIL METALLIQUE
ALUMINUM	CAN		163		163	CAN	ALUMINIUM
NICKEL AND ALLOYS	CAN		3		3	CAN	NICKEL ET ALLIAGES
ZINC AND ALLOYS	CAN		130		130	CAN	ZINC ET ALLIAGES
NON-FERROUS METALS NES	CAN		68		68	CAN	METEAUX NON-FERREUX NOA
METAL FAB. BASIC PROD.	CAN		802		802	CAN	OUVR. DE BASE EN METAL
BRICKS, TILES NES	CAN		13		13	CAN	BRIQUES, TUILES NDA
GLASS BASIC PRODUCTS	CAN		336		336	CAN	OUVR. DE BASE EN VERRE
ASBESTOS BASIC PROD.	CAN		17		17	CAN	OUVR. DE BASE AMIANTE
CEMENT	U S A		59,410		59,410	E-U	CIMENT
CEMENT BASIC PROD.	CAN		92		92	CAN	OUVR. DE BASE CIMENT
NON-MET. MIN. BASIC PROD	CAN		628		628	CAN	PROD. MIN. NON-MET. BASE
MISC. FABRICATED PROD.	CAN		87		87	CAN	OUVRAGES DIVERS
TRACTORS	CAN		5,579		5,579	CAN	TRACTEURS
MACHINERY NES	CAN	1,383	1,438		2,821	CAN	MACHINES NDA
PASS. AUTOS AND CHASSIS	CAN		83		83	CAN	VOITURES PART., CHASSIS
TRUCKS AND CHASSIS	CAN		30		30	CAN	CAMIONS ET CHASSIS
MOTOR VEHICLE ENGINES	CAN		1,813		1,813	CAN	MOTEURS DE VEH. AUTOM.
SHIPS, AIRCRAFT, MIS. VEH	CAN		54		54	CAN	NAVIRES, AVIONS, VEH. DIV
RUBBER TIRES AND TUBES	CAN		14		14	CAN	PNEUS, CHAMBRES A AIR
EQUIPMENT MISC.	CAN	457	1,777		2,234	CAN	MATERIEL DIVERS
PERSONAL/HSEHOLD GOODS	CAN		1,059		1,059	CAN	ART. PERS. ET MENAGERS
CONTAINERS, CLOSURES	CAN		964		964	CAN	CONTENEURS, FERMETURES
MISC. END PRODUCTS NES	CAN		742		742	CAN	PRODUITS FINIS DIV. NDA
GENERAL CARGO	CAN	204	63		267	CAN	MARCHANDISES DIVERSES
CONTAINERIZED FREIGHT	U K	17,149			17,149	R U	FRET CONTENEURESE
	OTHER	10,231	1,828		12,059	AUTRE	
COMMODITY TOTAL		27,380	1,828		29,208		TOTAL DE MARCHANDISE
COUNTRY/REGION TOTAL		5,141,848*	26,104,238*		* 31,246,086*		TOTAL DE PAYS/REGION
U S ATL. & GULF							
MEAT, FRESH OR FROZEN	PANAM		4		4	PANAM	E-U ATL. EGOLFE
FISH, FRESH OR FROZEN	DENMK		151		151	DANMK	VIANDE, FRAICHE / CONG.
	CAN		336		336	CAN	POISSON, FRAIS OU CONG.
	U S A		7		7	E-U	
COMMODITY TOTAL			494		494		TOTAL DE MARCHANDISE
FISH, SALTED OR CURED	U S A		1		1	E-U	POISSON, SALE OU FUME
FISH, CANNED	U S A	1,684			1,684	E-U	POISSON EN BOITES
SHELL FISH, NES	DENMK		19		19	DANMK	MOLLUSQUES CRUST. NDA
	U S A		24		24	E-U	
COMMODITY TOTAL			43		43		TOTAL DE MARCHANDISE
DAIRY PROD. EGGS, HCNEV	U K		4		4	R U	PROD. LAIT., DEUFS, MIEL
	PANAM		4		4	PANAM	
COMMODITY TOTAL			8		8		TOTAL DE MARCHANDISE
CEREALS MILLED, NES	OTHER		22		22	AUTRE	CEREALES MOULUES, NDA
MALABONI, CEREAL PROD.	PANAM		3		3	PANAM	PATES ALIM. PROD. CEREAL

TABLE 2. CARGOES UNLOADED AT CANADIAN PORTS FROM FOREIGN COUNTRIES IN 1975.

TABLEAU 2. MARCHANDISES DECHARGEES DANS LES PORTS CANADIENS EN PROVENANCE DE PAYS ETRANGERS EN 1975.

COUNTRY OF ORIGIN AND KIND OF CARGO	REGISTRY OF VESSEL	ATLANTIC ATLANTIQUE	GREAT LAKES GRANDS LACS	PACIFIC PACIFIQUE	TOTAL TOTAL	IMMATIC. DU NAVIRE	PAYS D'ORIGINE ET MARCHANDISE	
U S ATL.& GULF CCNT. DRIED FRUITS VEGETABLE PREP.NES SUGAR PREPARATIONS	U K	61			61	R U	E-U ATL.& GOLFE SUITE	
	CAN	12			12	CAN	FRUITS SECS	
	U K	9			9	R U	PREP. DE LEGUMES NDA	
	PANAM	9			9	PANAM	PREP. A BASE DE SUCRE	
	CTHER	72			72	AUTRE		
COMMODITY TOTAL		90			90		TOTAL DE MARCHANDISE	
WINES	U K	19			19	P U	TOTAL DE MARCHANDISE	
	PANAM	12			12	PANAM	VINS	
	CTHER	9			9	AUTRE		
		40			40		TOTAL DE MARCHANDISE	
DIST. ALCOHOLIC BEV. TOBACCO NES BOELTS, ROUND TIMBER	U K	1			1	R U	BOISS. ALCOOL. DIST.	
	U K	4			4	R U	TABACS NDA	
	DENMK	8,562			8,562	DANMK	BILLOTS, BOIS ROUNDS	
	GREEK	4,334			4,334	GREECQ		
	LIBER	883			883	LIBER		
COMMODITY TOTAL		13,779			13,779		TOTAL DE MARCHANDISE	
ALUMINA, BAUXITE CRES	U K	24,416			24,416	R U	TOTAL DE MARCHANDISE	
	GREEK	25,804			25,804	GREECQ	MINERAIS ALUMINE, BAUX.	
	LIBER	115,887			115,887	LIBER		
	PANAM	16,419			16,419	PANAM		
	CTHER	34,747			34,747	AUTRE		
COMMODITY TOTAL		217,273			217,273		TOTAL DE MARCHANDISE	
COAL, BITUMINOUS COAL, NES	NCRW	46,776			46,776	NORV	TOTAL DE MARCHANDISE	
	GREEK	16,800			16,800	GREECQ	CHARBON BITUMINEUX	
	NCRW	24,131			24,131	NORV	CHARBON, NDA	
	CAN	342,677			342,677	CAN		
		383,608			383,608		TOTAL DE MARCHANDISE	
FLUGRSPAR	LIBER	10,040			10,040	LIBER	TOTAL DE MARCHANDISE	
	CTHER		7,795		7,795	AUTRE	SPATH FLUOR	
COMMODITY TOTAL		10,040	7,795		17,835		TOTAL DE MARCHANDISE	
PHOSPHATE ROCK	U K	37,740			37,740	R U	TOTAL DE MARCHANDISE	
	DENMK			148,620	148,620	DANMK	ROCHE PHOSPHATEE	
	GREEK			66,317	66,317	GREECQ		
	NORW	19,616		32,716	32,716	NORV		
	SWEDN			327,389	327,389	SUEDE		
	LIBER	504,558		66,054	554,538	LIBER		
	PANAM	5,612		49,980	5,612	PANAM		
	CAN	17,135	22,298		39,433	CAN		
	CTHER	5,849			258,218	AUTRE		
	COMMODITY TOTAL		590,510	22,298	943,545	1,556,353		TOTAL DE MARCHANDISE
	SALT SULPHUR IN ORES	NCRW	23,675			23,675	NORV	TOTAL DE MARCHANDISE
GFR		3,360			3,360	ALL	SEL	
CAN		5,715			5,715	CAN	SOUFRE EN MINERAL	
COMMODITY TOTAL		9,075			9,075		TOTAL DE MARCHANDISE	
WASTE AND SCRAP NES	U K	37			37	R U	TOTAL DE MARCHANDISE	
	SWEDN	74			74	SUEDE	DECHETS ET REBUTS NDA	
COMMODITY TOTAL		111			111		TOTAL DE MARCHANDISE	
RAILWAY TIES	DENMK	4,871			4,871	DANMK	TOTAL DE MARCHANDISE	
	LIBER	2,203			2,203	LIBER	TRAVERSES DE CH. FER	
	CTHER	3,833			3,833	AUTRE		
COMMODITY TOTAL		10,907			10,907		TOTAL DE MARCHANDISE	
PAPER NES BLDG. PAPER AND BOARD SULPHURIC ACID METALLIC SALTS	CTHER	9			9	AUTRE	TOTAL DE MARCHANDISE	
	CTHER	473			473	AUTRE	PAPIER NDA	
	U K	47,119			47,119	R U	PLAQ. CONSTR., PAP/CART.	
	NORW	4,170			4,170	NORV	ACIDE SULFURIQUE	
	LIBER	3,500			3,500	LIBER	SELS METALLIQUES	
	CAN	4,932			4,932	CAN		
COMMODITY TOTAL		12,602			12,602		TOTAL DE MARCHANDISE	
INORGANIC CHEMS. NES	U K	5,446			5,446	R U	TOTAL DE MARCHANDISE	
	GREEK	31,066			31,066	GREECQ	PROD. CHIM. INORG. NDA	
	NORW	66,950			66,950	NORV		
	LIBER	93,331		4,017	97,348	LIBER		
	CAN	26,668			26,668	CAN		
	CTHER	30,026		4,430	34,456	AUTRE		
	COMMODITY TOTAL		253,487		8,447	261,934		TOTAL DE MARCHANDISE
	GLYCOL	NORW	1,755			1,755	NORV	TOTAL DE MARCHANDISE
U S A		1,750			1,750	E-U	GLYCOL	
COMMODITY TOTAL		3,505			3,505		TOTAL DE MARCHANDISE	
ORGANIC CHEMICALS NES	GREEK	6,842			6,842	GREECQ	TOTAL DE MARCHANDISE	
	CTHER	7,194			7,194	AUTRE	PROD. CHIM. ORGAN. NDA	
COMMODITY TOTAL		14,036			14,036		TOTAL DE MARCHANDISE	
FERTILIZERS NES	DENMK		6,011		6,011	DANMK	TOTAL DE MARCHANDISE	
	GFR	7,893			7,893	ALL	ENGRAIS CHIMIQUE NDA	
	GREEK	2,448			2,448	GREECQ		
	NORW	2,752			2,752	NORV		
	LIBER	8,600			8,600	LIBER		
	PANAM	14,860			14,860	PANAM		
	CAN		10,133		10,133	CAN		
	OTHEP	18,380		15,480	33,860	AUTRE		
	COMMODITY TOTAL		54,933	53,785		108,718		TOTAL DE MARCHANDISE
	FUEL OIL	CAN	9,335			9,335	CAN	TOTAL DE MARCHANDISE
U S A			1,300		1,300	E-U	MAZOUT	
COMMODITY TOTAL		20,499	1,300		20,499		TOTAL DE MARCHANDISE	
LUBRICATING OIL, GREASE	NORW	29,834			29,834	NORV	TOTAL DE MARCHANDISE	
	LIBER		7,560		7,560	LIBER	HUILE, GRAISSE LUBRIF.	

TABLE 2. CARGOES UNLOADED AT CANADIAN PORTS FROM FOREIGN COUNTRIES IN 1975.

TABLEAU 2. MARCHANDISES DECHARGEES DANS LES PORTS CANADIENS EN PROVENANCE DE PAYS ETRANGERS EN 1975.

COUNTRY OF ORIGIN AND KIND OF CARGO	REGISTRY OF VESSEL	ATLANTIC ATLANTIQUE	GREAT LAKES GRANDS LACS	PACIFIC PACIFIQUE	TOTAL TOTAL	IMMATIC. DU NAVIRE	PAYS D'ORIGINE ET MARCHANDISE
U S ATL. & GULF CONT.							E-U ATL. & GOLFE SUITE
	CAN	1,186			1,186	CAN	
	U S A		8,878		8,878	F-U	
	CTHER	17,479			17,479	AUTRE	
COMMODITY TOTAL		18,665	16,549		35,214		TOTAL DE MARCHANDISE
COKE	GREEK	4,775			4,775	GRECC	COKE
	NCRW	15,514			15,514	NORV	
	LIBER	28,545			28,545	LIBER	
	CAN	46,602			46,602	CAN	
	CTHER	16,853			16,853	AUTRE	
COMMODITY TOTAL		112,289			112,289		TOTAL DE MARCHANDISE
PETROL. COAL PROD. NES	CAN	2,721			2,721	CAN	DERIVE PETR. CHARB. NDA
	U S A		7,100		7,100	E-U	
COMMODITY TOTAL		2,721	7,100		9,821		TOTAL DE MARCHANDISE
BARS AND RODS, STEEL	DENMK	1,725			1,725	DANMK	BARRES ET TIGES ACIER
RAILS & TRACK MATERIAL	U K	1,734			1,734	R U	RAILS, MAT. VOIE FERREE
	NETH	1,049			1,049	P. BAS	
	CAN	2,954			2,954	CAN	
COMMODITY TOTAL		5,737			5,737		TOTAL DE MARCHANDISE
PIPES, TUBES: IRON, STEEL	U K	8			8	R U	TUYAUX, TUBES: FER, ACIER
METAL FAB. BASIC PROD.	U K	2			2	R U	OUVR. DE BASE EN METAL
	CTHER	3			3	AUTRE	
COMMODITY TOTAL		5			5		TOTAL DE MARCHANDISE
GLASS BASIC PRODUCTS	U K	4			4	R U	OUVR. DE BASE EN VERRE
CEMENT	PANAM	2			2	PANAM	CIMENT
NON-MET. MIN. BASIC PROD	U K	51			51	R U	PROD. MIN. NON-MET. BASE
	CTHER	37			37	AUTRE	
COMMODITY TOTAL		88			88		TOTAL DE MARCHANDISE
MACHINERY NES	U K	64			64	R U	MACHINES NDA
	CTHER	452			452	AUTRE	
COMMODITY TOTAL		516			516		TOTAL DE MARCHANDISE
RUBBER TILES AND TUBES	U K	3			3	R U	PNEUS, CHAMBRES A AIR
EQUIPMENT MISC.	U K	100			100	R U	MATERIEL DIVERS
	DENMK	5			5	DANMK	
	GREEK	6			6	GRECC	
	NORV	1,165			1,165	NORV	
	SWEDN	4			4	SUEDE	
COMMODITY TOTAL		1,280			1,280		TOTAL DE MARCHANDISE
PERSONAL, HOUSEHOLD GOODS	U K	15			15	R U	ART. PERS. ET MENAGERS
	CTHER	6			6	AUTRE	
COMMODITY TOTAL		21			21		TOTAL DE MARCHANDISE
CONTAINERS, CLOSURES	U K	700			700	R U	CONTENEURS, FERMETURES
	DENMK	2			2	DANMK	
	GER	1			1	ALL	
	NETH	3			3	P. BAS	
	NCRW	680			680	NORV	
	SWEDN	733			733	SUEDE	
	LIBER	327			327	LIBER	
	PANAM	2			2	PANAM	
	CAN	1,563			1,563	CAN	
	CTHER	46			46	AUTRE	
COMMODITY TOTAL		4,057			4,057		TOTAL DE MARCHANDISE
MISC. END PRODUCTS NES	U K	2			2	R U	PRODUITS FINIS DIV. NDA
	CTHER	43			43	AUTRE	
COMMODITY TOTAL		45			45		TOTAL DE MARCHANDISE
GENERAL CARGO	U K	331			331	R U	MARCHANDISES DIVERSES
	PANAM	4			4	PANAM	
	CAN	1			1	CAN	
	CTHER	2			2	AUTRE	
COMMODITY TOTAL		338			338		TOTAL DE MARCHANDISE
CONTAINERIZED FREIGHT	U K	55			55	R U	FRET CONTENEURESE
	GER	15,449			15,449	ALL	
	OTHER	6,149			6,149	AUTRE	
COMMODITY TOTAL		21,653			21,653		TOTAL DE MARCHANDISE
COUNTRY/REGION TOTAL		1,893,376*	108,827*	951,992*	2,954,195*		TOTAL DE PAYS/REGION
GRAND TOTAL		38,655,972**	27,206,824**	4,438,239**	70,301,035**		TOTAL GLOBAL

TABLE 3. CARGOES LOADED AT CANADIAN PORTS FOR FOREIGN COUNTRIES, BY COMMODITY AND GEOGRAPHIC AREA IN 1975

TABLEAU 3. MARCHANDISES CHARGÉES DANS LES PORTS CANADIENS AUX PAYS ÉTRANGERS, PAR MARCHANDISE ET RÉGION GÉOGRAPHIQUE EN 1975

COMMODITY	ATLANTIC ATLANTIQUE	GREAT LAKES GRANDS LACS	PACIFIC PACIFIQUE	TOTAL TOTAL	MARCHANDISES
CATTLE	2,593			2,593	BOVINS
LIVE ANIMALS, NES	59	5		64	ANIMAUX VIVANTS, NDA
MEAT, FRESH OR FROZEN	2,345	73	583	3,001	VIANDE, FRAICHE / CONG.
MEAT, CURED	620	26		646	VIANDE FUMÉE OU SALEE
MEAT AND MEAT PREP. NES	2,329		4	2,333	VIANDES ET PREP. NDA
FISH, FRESH OR FROZEN	54,027	13	15,513	69,553	POISSON, FRAIS OU CONG.
FISH, SALTED OR CURED	10,447		10	10,457	POISSON, SALE OU FUME
FISH, CANNED	3,815		1,384	5,199	POISSON EN BOITES
LOBSTER	5		3	8	HOMARD
SHELL FISH, NES	903		766	1,669	MOLLUSQUES CRUST., NDA
BUTTER	5			5	BEURRE
CHEESE	7	2	53	62	FROMAGE
MILK POWDER	14,752	46	36	14,834	LAIT EN POUVRE
DAIRY PROD., EGGS, HONEY	8,833	33	342	9,208	PROD. LAIT., OEUFS, MIEL
BARLEY	2,399,809	301,833	1,257,544	3,959,186	ORGE
CORN	1,253,759			1,253,759	MAIS
OATS	91,740	134,899	110	226,749	AVOINE
RYE	194,887	108,744	70,378	374,009	SEIGLE
WHEAT	9,825,679	131,887	4,704,396	14,661,962	BLE
CEREALS UNMILLED, NES		293	8,833	9,126	CEREALES NON MOUL., NDA
CORN MEAL AND FLOUR	300			300	SEMIOULE, FARINE DE MAIS
CORN STARCH		129		129	FECULE DE MAIS
MALT AND MALT FLOUR	17,389	7,470	4,522	29,381	MALT ET FARINE DE MALT
WHEAT FLOUR	356,456	9	19,639	376,104	FARINE DE BLE
CEREALS MILLED, NES	315	13		328	CEREALES MOULUES, NDA
BAKERY PROD., INC., FROZEN	67	44		111	PROD. BOUL., PROD. CONG.
MACARONI, CEREAL PROD.	444	70		514	PATES ALIM., PROD. CEREAL
APPLES	176		2,876	3,052	POMMES
FRESH FRUITS, BERRIES	94		19	113	FRUITS, BAIES FRAIS
FROZEN FRUITS, BERRIES	1,231			1,231	FRUITS, BAIES CONGÉLÉS
FRUIT JUICES	115		51	166	JUS DE FRUIT
FRUIT, PRES. NOT CANNED	15			15	CONS. FRUITS NON BOITE
FRUITS, PREP. CANNED	327	119	217	663	FRUITS PREP. EN BOITE
NUTS, EXC. OIL NUTS NES	79	3		82	NOIX, SAUF OLEAG. NDA
POTATOES	104,331	140		104,471	POMMES DE TERRE
VEGETABLES, FRESH	2,601	2,479		5,080	LEGUMES, FRAIS
VEGETABLES, FROZEN	9,313		35	9,348	LEGUMES, CONGÉLÉS
VEGETABLES, DRIED	6,763	8,344	882	15,989	LEGUMES, SECS
VEGETABLE PREP. NES	1,292	138	114	1,544	PREP. DE LEGUMES NDA
SUGAR, NES	28,848		301	29,149	SUCRE, NDA
SYRUP	36			36	SIROP
SUGAR PREPARATIONS	27			27	PREP. A BASE DE SUCRE
COCOA AND CHOCOLATE	1		12	13	CACAO ET CHOCOLAT
COFFEE	1			1	CAFE
SPICES	150	5	2	157	ÉPICES
VINEGAR	29			29	VINAIGRE
SAUSAGE SKINS, CASINGS	68			68	BOYAUX A SAUCISSES
MISC. FOOD PREP. NES	4,973	136	255	5,364	DIV. PREP. ALIM. NDA
HAY, FORAGE, STRAW	2,510	38	1,680	4,228	FOIN, FOURRAGE, PAILLE
HULLS, SCREENINGS, CHAFF		18,960	12,136	31,096	ÉCULURES, CRIBLURES, BAL
BRAN, SHORTS, MIDDINGS	77	5,017	8,921	14,015	SON, ISSUES DE CEREALES
GROUND CEREALS NES	1,436	1		1,437	CEREALES MOULUES NDA
SOYA. OIL MEAL, CAKE		65,537		65,537	FARINE TOURT. GR. SOYA
OIL SEED MEAL, CAKE NES	50	5,651		5,701	FAR. TOURT. OLEAG. NDA
BREWERS GRAINS		12		12	GRAINS DE BRASSERIE
FEEDS, VEGETABLE ORIGIN	52,446	10,500	23,941	86,887	PROV. D'ORIGINE VÉGÉTALE
FEEDS OF ANIMAL ORIGIN	562		4	566	PROV. D'ORIGINE ANIMALE
CONC., COMPLETE FEEDS	13,630	205,060	145,412	364,102	CONC., PROV. COMPLÈTES
NON-ALCOHOLIC BEVERAGE	570	12		582	BOISSONS NON-ALCOOLIQ.
ALE, BEER, STOUT, PORTER	23		32	55	ALE, BIÈRE, STOUT, PORTER
WINES	2	1,633	36	1,671	VINS
DIST. ALCOHOLIC BEV.	479	1,357	178	2,014	BOISS. ALCOOL. DIST.
CIGARETTES	13			13	CIGARETTES
TOBACCO NES	237			237	TABACS NDA
RAW HIDES AND SKINS	10,288	625	468	11,381	PEAUX ET CUIRS BRUT
CRUDE ANIMAL PROD. NES	1,313	86		1,399	PR. BRUTS ORIG. ANIM. NDA
SEEDS FOR SOWING NES	290	3	686	979	GRAINES DE SEMENCE NDA
FLAXSEED	47,368	131,787	90,604	269,759	GRAINE DE LIN
MUSTARD SEED		11,268	6,957	18,225	GRAINE DE MOUTARDE
RAPESEED	23,990	40,316	740,455	804,761	GRAINE DE COLZA
SOYA BEANS	520,285			520,285	GRAINE DE SOYA
OIL SEEDS, NUTS NES	6	6,976	3,920	10,902	GRAINES, NOIX OLEAG. NDA
CRUDE VEG. PROD. NES	1,750	21	4	1,775	PR. BRUTS ORIG. VEG. NDA
LOGS	117		218,339	218,456	BILLES
BOLTS, ROUND TIMBER	22,618	6,624	3,692	32,934	BILLOTS, BOIS ROUNDS
PULPWOOD	99,139		403,702	502,841	BOIS A PATE
CRUDE WOOD MTL. NES	36			36	MATIÈRES BRUTES BRUT NDA
WOL. AND ANIMAL HAIR		187		187	LAINES, POILS ANIMAL

TABLE 3. CARGOES LOADED AT CANADIAN PORTS FOR FOREIGN COUNTRIES, BY COMMODITY AND GEOGRAPHIC AREA IN 1975

TABLEAU 3. MARCHANDISES CHARGÉES DANS LES PORTS CANADIENS AUX PAYS ÉTRANGERS, PAR MARCHANDISE ET RÉGION GÉOGRAPHIQUE EN 1975

COMMODITY	ATLANTIC ATLANTIQUE	GREAT LAKES GRANDS LACS	PACIFIC PACIFIQUE	TOTAL TOTAL	MARCHANDISES
TEXTILE FIBRES NES	599	104		703	FIBRES TEXTILES NDA
ALUMINA, BAUXITE ORES	25,998			25,998	MINÉRAIS ALUMINE, BAUX.
COPPER ORE AND CONC.	74,678		691,228	765,906	MINÉRAI, CONC. CUIVRE
IRON ORE AND CONC.	35,312,159	3,229,609	1,375,844	39,917,612	MINÉRAI, CONC. DE FER
LEAD ORE AND CONC.	48,975		54,803	103,778	MINÉRAI, CONC. DE PLOMB
MANGANESE ORE	15,800			15,800	MINÉRAI DE MANGANESE
NICKEL-COPPER ORE	52,949	12,855		65,804	MINÉRAI DE CUIVRE-NICKEL
TITANIUM ORE	362,585			362,585	MINÉRAI DE TITANE
ZINC ORE AND CONC.	919,744	16,021	135,561	1,071,326	MINÉRAI, CONC. DE ZINC
ORES AND CONC. NES	1,913	61	55,749	57,723	MINÉRAIS ET CONC. NDA
IRON AND STEEL SCRAP	181,209	9,606	6,050	196,865	DÉCHETS DE FER, D'ACIER
NON-FERROUS MET. SCRAP	8,571	393	241	9,205	DÉCHETS METAL. NON FER.
SLAG, DRUSS, BY-PRODUCTS	740,231	335	8	740,574	POUS. GUEUL. SCOR. PRODU.
COAL, BITUMINOUS	377,505	36,798	11,324,982	11,739,285	CHARBON BITUMINEUX
COAL, NES			86,604	86,604	CHARBON, NDA
CRUDE PETROLEUM	1,030,960		215,013	1,245,973	PÉTROLE BRUT
ASBESTOS	375,337	43	62,227	437,607	AMIANTE
BENTONITE	100			100	BENTONITE
CHINA CLAY		16		16	KAOLIN
DOLOMITE		1,070,517		1,070,517	DOLOMITE
CLAY MATERIALS NES		64		64	MATIÈRES ARGIL. NDA
SAND AND GRAVEL	29		14,700	14,729	SABLE ET GRAVIERS
LIMESTONE			1,101,669	1,101,669	PIERRE CALCAIRE
STONE, CRUDE NES	470	84,399	2	84,871	PIERRE BRUTE NDA
BARYTES, NATURAL	46,759			46,759	BARYTINE NATURELLE
FLUORSPAR	34,766			34,766	SPATH FLUOR
GYPSUM	4,185,866		17,400	4,203,266	GYPSE
SALT	9,287	950,492		959,779	SEL
SULPHUR IN ORES	239,040	47,933	1,739,487	2,026,460	SOUFRE EN MINÉRAI
CRUDE NON-MET. MIN. NES	39,393	8,810	7	48,210	MIN. NON-MET. BRUTS NDA
COTTON, TEXTILE WASTE	3,363	409	496	4,268	DÉCHETS DE COTON, TEXT.
HOGGED FUEL, WOOD			120,700	120,700	BOIS DE CHAUFFAGE
WASTE AND SCRAP NES	6,910	72	31,045	38,027	DÉCHETS ET REBUTS NDA
LEATHER	271	2		273	CUIR
RUBBER FAB. MATERIALS	454	25	2	481	DEMI-PROD. CAOUTCHOUC
LUMBER AND TIMBER	97,131	12,128	2,826,818	2,936,077	BOIS D'OEUVRE ET CHARP.
RAILWAY TIES			3,528	3,528	TRAVERSES DE CH. FER
SHINGLES AND SHAKES	237		2,621	2,858	BARDEAUX, BARO. FACADE
SAWMILL PRODUCTS NES	113	16		129	SCIAGES NDA
VENEER, PLYWOOD	4,907	84	155,781	160,772	PLACAGES, CONTRE-PLAQ.
COOPERAGE STOCK	1,399	49		1,448	DEMI-PROD. TONNELLERIE
WOOD FAB. MATERIALS	5,656	1,534	10	7,200	DEMI-PRODUITS EN BOIS
PULP	618,283	132,985	2,029,903	2,781,171	PÂTE
NEWSPRINT PAPER	1,700,423	89,296	732,942	2,522,661	PAPIER JOURNAL
PAPER NES	22,524	1,908	20,719	45,151	PAPIER NDA
PAPERBOARD	98,321	57	157,683	256,061	CARTON
BLOG. PAPER AND BOARD	7,208	350	264	7,822	PLAQ. CONSTR., PAP./CART.
WET MACHINE BOARD	159	30		189	CARTON EN PÂTE PRESSE
CORDAGE, TWINE, ROPE	524	97	39	660	CORDAGE, FICELLE, CORDE
JUTE WOVEN FABRICS		31	44	75	TISSUS DE JUTE
TEXTILE FAB. MTL NES	3,149	83	156	3,388	OUVR. EN MAT. TEXT. NDA
ANIMAL OILS, EXC. MARINE	42,232	11,100	48,310	101,642	HUIL. ANIM. SAUF AN. MAR.
FISH, MARINE ANIMAL OIL	1,906			1,906	HUIL. DE POISSON, AN. MAR.
SOYABEAN OIL		2,145		2,145	HUIL. DE SOYA
VEG. OILS, FATS NES	1,132	3,940	32,895	37,967	HUIL. MAT. GRAS. VEG. NDA
OILS, FATS, WAXES NES	1,126	2	2,355	3,483	HUIL. MAT. GRAS. CIRE NDA
SULPHURIC ACID	154,395			154,395	ACIDE SULFURIQUE
METALLIC SALTS	8,486	1,922	2,991	13,399	SELS METALLIQUES
INORGANIC CHEMS. NES	25,675	3,852	21,996	51,523	PROD. CHIM. INORG. NDA
ORGANIC CHEMICALS NES	99,147	30,774	194	130,115	PROD. CHIM. ORGAN. NDA
EXPLDS., FUSES, CAPS	4,727		7,081	11,808	EXPLDS., AMORCES, DET.
POTASH		23,227	1,899,722	1,922,949	POTASSE
FERTILIZERS NES	33,201	1,792	92,385	127,378	ENGRAIS CHIMIQUE NDA
AGRICULTURAL CHEMICALS	278	507	129	914	PROD. CHIM. AGRIC. OLES
SYNTHETIC RUBBER	969	10,000		10,969	CAOUTCHOUC SYNTHÉTIQUE
PLASTIC MATERIALS	6,541	26,524	3,419	36,484	MATIÈRES PLASTIQUES
DYESTUFF, PIGMENT, PAINT	1,261	266	105	1,632	MAT. COLOR. PIG. PEINTURE
CHEM. SPECIALTIES NES	4,364	5,515	311	10,190	PROD. CHIM. SPÉCIAUX NDA
GASOLINE	317,725	255,015	68,976	641,716	ESSENCE
FUEL OIL	2,656,462	1,444,652	221,987	4,323,101	MAZOUT
LUBRICATING OIL, GREASE	221	195	100	516	HUIL. GRAISSE LUBRIF.
COKE	57,924	43,582	229,556	331,062	COKE
ASPHALTS, ROAD OILS	655	36		691	ASPHALTE, BITUME LIQU.
COAL TAR, PITCH	7,769			7,769	GOUDRON, BRAI DE BOUIL.
PETROL, COAL PROD. NES	127,923	21,488	272,163	421,574	DÉRIVE PÉTR. CHARB. NDA
FERRO-ALLOYS	2,201	21		2,222	FERRO-ALLIAGES
IRON	348,408	13,078	510	362,096	FER EN TUBULE
PRIMARY IRON, STEEL NES	3,704	378		4,082	FER, ACIER PRIMAIRE NDA

TABLE 3. CARGES LOADED AT CANADIAN PORTS FOR FOREIGN COUNTRIES, BY COMMODITY AND GEOGRAPHIC AREA IN 1975

TABLEAU 3. MARCHANDISES CHARGÉES DANS LES PORTS CANADIENS AUX PAYS ÉTRANGERS, PAR MARCHANDISE ET RÉGION GÉOGRAPHIQUE EN 1975

COMMODITY	ATLANTIC ATLANTIQUE	GREAT LAKES GRANDS LACS	PACIFIC PACIFIQUE	TOTAL TOTAL	MARCHANDISES
CASTINGS, FORGINGS	614	24,596	5,012	30,222	MOUL. PIÈCES FORGÉES
BARS AND RODS, STEEL	6,190	5,564	55	11,809	BARRÉS ET TIGES ACIER
PLATE & SHEET STEEL	36,247	128,674	208	165,129	TOILES, FEUILLES D'ACIER
STRUCTURAL SHAPES	22,991	32,322	3,558	58,871	PROFILES DE CONSTRUCT.
RAILS & TRACK MATERIAL	91,869	1,244	2,113	95,226	RAILS, MAT. VOIE FERRÉE
PIPES, TUBES: IRON, STEEL	12,981	2,756	47,787	63,524	TUYAUX, TUBES FER, ACIER
WIRE	1,263	924	373	2,560	FIL MÉTALLIQUE
ALUMINUM	155,224	1,304	80,835	237,363	ALUMINIUM
COPPER AND ALLOYS	67,879	5,036	67	72,982	CUIVRE ET ALLIAGES
LEAD AND ALLOYS	14,208	842	39,352	54,402	PLOMB ET ALLIAGES
NICKEL AND ALLOYS	1,113	485	261	1,859	NICKEL ET ALLIAGES
ZINC AND ALLOYS	25,436	389	39,568	65,393	ZINC ET ALLIAGES
NON-FERROUS METALS NES	2,240	12,673	1,379	16,292	MÉTAUX NON-FERREUX NDA
METAL FAB. BASIC PROD.	14,731	3,310	8,132	26,173	OUVR. DE BASE EN MÉTAL
DRAIN TILES, PIPES	11			11	TUILES TUY. DE DRAINAGE
BRICKS, TILES NES	12,003	285	2	12,290	BRICKS, TUILES NDA
GLASS BASIC PRODUCTS	3,636	3,994		7,630	OUVR. DE BASE EN VERRE
ASBESTOS BASIC PROD.	1,797	568		2,365	OUVR. DE BASE AMIANTE
CEMENT	248,084	660,923	193,139	1,102,146	CIMENT
CEMENT BASIC PROD.	4	38	696	738	OUVR. DE BASE CIMENT
LIME	730		1,938	2,668	CHAUX
NON-MET. MIN. BASIC PROD.	2,712	2,162	13	4,887	PROD. MIN. NON-MET. BASE
MISC. FABRICATED PROD.	1,372	217	2	1,591	OUVRAGES DIVERS
TRACTORS	4,815	20,478	1,593	26,886	TRACTEURS
MACHINERY NES	64,112	14,837	8,063	87,012	MACHINES NDA
RAILWAY ROLLING STOCK	7,168	82	334	7,584	MAT. ROUL. DE CH. DE FER
PASS. AUTOS AND CHASSIS	12,335	2,778	41	15,154	VOITURES PART., CHASSIS
BUSES AND CHASSIS	43		2	45	AUTOBUS ET CHASSIS
TRUCKS AND CHASSIS	7,201	2,664	1,983	11,848	CAMIONS ET CHASSIS
MOTOR VEHICLE ENGINES	6,740	15,332	193	22,265	MOTEURS DE VEH. AUTOM.
ROAD MOTOR VEH. NES	6,554	2,286	562	9,402	VEH. AUTOM. ROUTIERS NDA
SHIPS, AIRCRAFT, MIS. VEH.	2,618	121	362	3,101	NAVIRES, AVIONS, VEH. DIV.
RUBBER TIRES AND TUBES	493	105	37	635	PNEUS, CHAMBRES À AIR
EQUIPMENT MISC.	24,604	5,366	3,150	33,120	MATÉRIEL DIVERS
PERSONAL, HOUSEHOLD GOODS	9,114	2,404	726	12,244	ART. PERS. ET MÉNAGERS
FIREARMS, AMMUNITION	1,030	4,154		5,184	ARMES À FEU, MUNITIONS
CONTAINERS, CLDSURES	11,009	309	1,690	13,008	CONTENEURS, FERMETURES
MISC. END PRODUCTS NES	27,418	4,924	977	33,319	PRODUITS FINIS DIV. NDA
GENERAL CARGO	42,881	22,747	597	66,225	MARCHANDISES DIVERSES
CONTAINERIZED FREIGHT	1,936,195	41,873	358,635	2,336,703	FRET CONTENEURÈSE
GRAND TOTAL	68,658,431 *	9,844,564 *	34,422,703 *	112,925,698 *	TOTAL GLOBAL

PK = 80%

TABLE 4. CARGES UNLOADED AT CANADIAN PORTS FROM FOREIGN COUNTRIES, BY COMMODITY AND GEOGRAPHIC AREA IN 1975

TABLEAU 4. MARCHANDISES DECHARGEES DANS LES PORTS CANADIENS DES PAYS ETRANGERS, PAR MARCHANDISE ET REGION GEOGRAPHIQUE EN 1975

COMMODITY	ATLANTIC ATLANTIQUE	GREAT LAKES GRANDS LACS	PACIFIC PACIFIQUE	TOTAL TOTAL	MARCHANDISES
CATTLE	141			141	BOVINS
LIVE ANIMALS, NES			11	11	ANIMAUX VIVANTS, NDA
MEAT, FRESH OR FROZEN	3,297	405	5,582	9,284	VIANDE, FRAICHE / CONG.
MEAT AND MEAT PREP. NES	1,149	61	81	1,291	VIANDES ET PREP. NDA
FISH, FRESH OR FROZEN	6,747	19	229	6,995	POISSON, FRAIS OU CONG.
FISH, SALTED OR CURED	36	13		49	POISSON, SALE OU FUME
FISH, CANNED	1,851	12	101	1,964	POISSON EN BOITES
LOBSTER	652		3	655	HOMARD
SHELL FISH, NES	2,361		72	2,433	MOLLUSQUES CRUST., NDA
BUTTER			1,621	1,621	BEURRE
CHEESE	303	86	195	584	FROMAGE
DAIRY PROD., EGGS, HONEY	400	45	45	490	PROD. LAIT., OEUFS, MIEL
BARLEY	132,092	7,291		139,383	ORGE
CORN	1,492,811	122,461		1,615,272	MAIS
DATS	29,634			29,634	AVOINE
RYE	26,612			26,612	SEIGLE
WHEAT	1,858,210			1,858,210	BLE
CEREALS UNMILLED, NES			137	137	CEREALES NON MOUL., NDA
CORN MEAL AND FLOUR			56	56	SEMOULE, FARINE DE MAIS
WHEAT FLOUR	34	277	19	330	FARINE DE BLE
CEREALS MILLED, NES	22	246	117	385	CEREALES MOULUES, NDA
BAKERY PROD., INC. FROZEN	67	18	7	92	PROD. BOUL., PROD. CONG.
MACARONI, CEREAL PROD.	1,516	536	77	2,129	PATES ALIM. PROD. CEREAL
APPLES	4,738		5,941	10,679	POMMES
BANANAS AND PLANTAINS			7	7	BANANES ET PLANTAINS
FRESH FRUITS, BERRIES	18,526	4,139	18,434	41,099	FRUITS, BAIES FRAIS
FROZEN FRUITS, BERRIES			29	29	FRUITS, BAIES CONGELES
DRIED FRUITS	7,885	196	171	8,252	FRUITS SECS
FRUIT JUICES	17,959	654	3,047	21,660	JUS DE FRUIT
FRUIT PULP, PUREE	32			32	PULPE DE FRUIT, PUREE
FRUIT, PRES. NOT CANNED	613	458	110	1,181	CONS. FRUITS NON BOITE
FRUITS, PREP. CANNED	8,040	3,580	2,276	13,896	FRUITS PREP. EN BOITE
PEANUTS	66			66	CACAHUETES
NUTS, EXC. OIL NUTS NES	3,139	3,752	678	7,569	NOIX, SAUF OLEAG. NDA
POTATOES			25	25	POMMES DE TERRE
VEGETABLES, FRESH	823	1,008	449	2,280	LEGUMES, FRAIS
VEGETABLES, FROZEN	8		12	20	LEGUMES, CONGELES
VEGETABLES, DRIED	483	16,628	128	17,239	LEGUMES, SECS
VEGETABLE PREP. NES	1,395	107	1,524	3,026	PREP. DE LEGUMES NDA
RAW SUGAR	678,818	259,699	17,639	956,156	SUCRE BRUT
SUGAR, NES	38	32	6	76	SUCRE, NDA
MOLASSES, CRUDE	123,444	36,300		159,744	MELASSE, BRUTE
SYRUP	1,820			1,820	SIROP
SUGAR PREPARATIONS	2,179	231	19	2,429	PREP. A BASE DE SUCRE
COCOA AND CHOCOLATE	4,419	1,642	23	6,084	CACAO ET CHOCOLAT
COFFEE	17,097	2,677	10,596	30,370	CAFE
TEA	10,393	7,951	1,696	20,040	THE
SPICES	855	613	550	2,018	EPICES
SAUSAGE SKINS, CASINGS	7		786	793	BOYAUX A SAUCISSES
MISC. FOOD PREP. NES	14,554	4,986	4,505	24,045	DIV. PREP. ALIM. NDA
SOYA. OIL MEAL, CAKE	3,634			3,634	FARINE TOURT. GR. SOYA
OIL SEED MEAL, CAKE NES			77	77	FAR. TOURT. OLEAG. NDA
NON-ALCOHOLIC BEVERAGE	92	249	20	361	BOISSONS NON-ALCOOLIQ.
ALE, BEER, STOUT, PORTER	2	2,262	28	2,292	ALE, BIERE, STOUT, PORTER
WINES	497	5,970	1,280	7,747	VINS
FERM. ALCOHOLIC BEV.			39	39	BOISS. ALCOOL. FERME.
DIST. ALCOHOLIC BEV.	4,155	3,684	10,051	17,890	BOISS. ALCOOL. DIST.
TOBACCO NES	727		15	742	TABACS NDA
RAW HIDES AND SKINS	64	4,879	2	4,945	PEAUX ET CUIRS BRUT
CRUDE ANIMAL PROD. NES	12	21	247	280	PR. BRUTS ORIG. ANIM. NDA
SEEDS FOR SOWING NES	32	51	65	148	GRAINES DE SEMENCE NDA
FLAXSEED	1,448			1,448	GRAINE DE LIN
SOYA BEANS	497,977	424,358		922,335	GRAINE DE SOYA
OIL SEEDS, NUTS NES	62	6	135	203	GRAINES, NOIX OLEAG. NDA
NURSERY, GREENHOUSE STOCK	148	46		194	PROD. PEPINIERE, SERRE
RUBBER, ALLIED GUMS, NAT	7,043	5,910	28,124	41,077	CADUTCHOUX GDMMES NAT.
CRUDE VEG. PROD. NES	576	106	140	822	PR. BRUTS ORIG. VEG. NDA
LOGS			162,494	162,494	BILLES
BOLTS, ROUND TIMBER	16,880			16,880	BILLOTS, BOIS ROUNDS
PULPWOOD			9,981	9,981	BOIS A PATE
CRUDE WOOD MTL. NES	243	283		526	MATIERES BOIS BRUT NDA
WOOL AND ANIMAL HAIR	814	335	49	1,198	LAINES, POILS ANIMAL
TEXTILE FIBRES NES	10,036	1,053	227	11,316	FIBRES TEXTILES NDA
ALUMINA, BAUXITE ORES	2,879,999		439,941	3,319,940	MINERAIS ALUMINE BAUX.
IRON ORE AND CONG	1,642,314	4,138,247		5,780,561	MINERAI, CONG. DE FER
MANGANESE ORE	183,149	3,223	225	186,597	MINERAI DE MANGANESE
RECYCL. COPPER ORE			33,870	33,870	MINER. DE CUIVRE-RECYCL.
ORES AND CONG. NES	93,532	20,710	163	114,405	MINERAIS ET CONG. NDA

TABLE 4. CARGOES UNLOADED AT CANADIAN PORTS FROM FOREIGN COUNTRIES, BY COMMODITY AND GEOGRAPHIC AREA IN 1975

TABLEAU 4. MARCHANDISES DECHARGEES DANS LES PORTS CANADIENS DES PAYS ETRANGERS, PAR MARCHANDISE ET REGION GEOGRAPHIQUE EN 1975

COMMODITY	ATLANTIC ATLANTIQUE	GREAT LAKES GRANDS LACS	PACIFIC PACIFIQUE	TOTAL TOTAL	MARCHANDISES
IRON AND STEEL SCRAP		464		464	DECHETS DE FER, D'ACIER
NON-FERROUS MET. SCRAP	45	266		311	DECHETS METAL. NON FER.
SLAG, DROSS, BY-PRODUCTS		1,975	8,000	9,975	POUS. GUEUL. SCOR. PROD.
COAL, BITUMINOUS	275,168	16,683,713		16,958,881	CHARBON BITUMINEUX
COAL, NES	383,608			383,608	CHARBON, NDA
CRUDE PETROLEUM	21,834,416	29,130		21,863,546	PETROLE BRUT
ASBESTOS	5,402	730		6,132	AMIANTE
BENTONITE	150,281			150,281	BENTONITE
CHINA CLAY	45,510			45,510	KAOLIN
CLAY MATERIALS NES	40,888	20,235		61,123	MATIERES ARGIL. NDA
SAND AND GRAVEL		474,014	1,061,045	1,535,059	SABLE ET GRAVIERES
LIMESTONE	29,262	3,427,380		3,456,642	PIERRE CALCAIRE
STONE, CRUDE NES	16,454	119	102	16,675	PIERRE BRUTE NDA
FLUORSPAR	113,861	101,015		214,876	SPATH FLUOR
GYPSUM			58,115	58,115	GYPSE
PHOSPHATE ROCK	590,510	22,298	943,545	1,535,353	ROCHE PHOSPHATEE
SALT	370,987	423,215	359,385	1,153,587	SEL
SULPHUR IN ORES	9,075			9,075	SOUFRE EN MINERAL
CRUDE NON-MET. MIN. NES	38,312	218	303	38,833	MIN. NON-MET. BRUTS NDA
COTTON, TEXTILE WASTE	110	225	65	400	DECHETS DE COTON, TEXT.
WASTE AND SCRAP NES	144	34	10	188	DECHETS ET REBUTS NDA
LEATHER	116	1	15	132	CUIR
RUBBER FAB. MATERIALS	438	138	439	1,015	DEMI-PROD. CAOUTCHOUC
LUMBER AND TIMBER	23,346	10,602	8,637	42,585	BOIS D'OEUVRE ET CHARP.
FLOORING	1,514	79	98	1,691	LAMES POUR PARQUET
RAILWAY TIES	10,907		8,157	19,064	TRAVERSES DE CH. FER
SAWMILL PRODUCTS NES	159		56	215	SCIAGES NDA
VENEER, PLYWOOD	42,665	10,960	70,885	124,510	PLACAGES, CONTRE-PLAQ.
CORPERAGE STOCK			49	49	DEMI-PROD. TONNELLERIE
WOOD FAB. MATERIALS	5,536	1,258	2,428	9,222	DEMI-PRODUITS EN BOIS
PULP	17,220	1,155	46,604	64,979	PATE
PAPER NES	33	867	16	916	PAPIER NDA
PAPERBOARD	1,703	1,456		3,159	CARTON
BLDG. PAPER AND BOARD	4,694	1,362	37	6,093	PLAQ. CONSTR., PAP/CAPT.
CORDAGE, TWINE, ROPE	3,170	3,553	9,782	16,505	CORDAGE, FICELLE, CORDS
JUTE WOVEN FABRICS	12,105	2,638	847	15,590	TISSUS DE JUTE
TEXTILE FAB. MTL NES	11,215	1,136	1,144	13,495	OUVR. EN MAT. TEXT. NDA
VEG. OILS, FATS NES	15,051	47,025	2,639	64,715	HUIL. MAT. GRAS. VEG. NDA
OILS, FATS, WAXES NES	103	489	18	610	HUIL. MAT. GRAS. CIRE NDA
SULPHURIC ACID	130,252	19		130,271	ACIDE SULFURIQUE
METALLIC SALTS	36,388	73,520	8,541	118,449	SELS METALLIQUES
INORGANIC CHEMS. NES	329,994	12,743	39,694	382,431	PROD. CHIM. INORG. NDA
GLYCOL	11,962	3,968		15,930	GLYCOL
ORGANIC CHEMICALS NES	45,093	3,547	3,306	51,946	PROD. CHIM. ORGAN. NDA
EXPLOS., FUSES, CAPS	322			322	EXPLOS., AMORCES, DET.
POTASH		10,100		10,100	POTASSE
FERTILIZERS NES	81,194	53,785	16,817	151,796	ENGRAIS CHIMIQUE NDA
AGRICULTURAL CHEMICALS	68	70	7	145	PROD. CHIM. AGRICOLES
SYNTHETIC RUBBER		1,015	114	1,129	CAOUTCHOUC SYNTHETIQUE
PLASTIC MATERIALS	1,189	154	774	2,117	MATIERES PLASTIQUES
DYESTUFF, PIGMENT, PAINT	43	37	30	110	MAT. COLOR. PIG. PEINTURE
CHEM. SPECIALTIES NES	2,526	5,924	903	9,353	PROD. CHIM. SPECIAUX NDA
GASOLINE	24,533			24,533	ESSENCE
FUEL OIL	1,038,742	27,421	169,564	1,235,727	MAZOUT
LUBRICATING OIL, GREASE	32,165	49,699	82	81,946	HUILE, GRAISSE LUBRIF.
COKE	549,769	173,811		723,580	COKE
ASPHALTS, ROAD OILS	14,608			14,608	ASPHALTE, BITUME LIQD.
COAL TAR, PITCH	28,220		50,947	79,167	GOUDRON, BRAI DE BOUIL.
PETROL. COAL PROD. NES	2,721	26,870	7,762	37,353	DERIVE PETR. CHARB. NDA
FERRO-ALLOYS	13,873	2,609	377	16,859	FERRO-ALLIAGES
PIG IRON	26			26	FER EN GUEUSE
PRIMARY IRON, STEEL NES	31,309	31,375	9,578	72,262	FER, ACIER PRIMAIR. NDA
CASTINGS, FORGINGS	9,635	2,632	4,616	16,883	MOUL. PIECES FORGEES
BARNS AND RODS, STEEL	99,749	50,409	46,473	196,631	BARRS ET TIGES ACIER
PLATE & SHEET STEEL	119,876	45,849	101,105	266,830	TOLES, FEUILLES D'ACIER
STRUCTURAL SHAPES	82,592	41,057	58,934	182,583	PROFILES DE CONSTRUCT.
RAILS & TRACK MATERIAL	24,218	5,550	2,164	31,932	RAILS, MAT. VOIE FERREE
PIPES, TUBES: IRON, STEEL	16,446	8,868	35,982	61,296	TUYAUX, TUBES: FER, ACIER
WIRE	2,725	389	9,692	12,806	FIL METALLIQUE
ALUMINUM	871	893	19	1,783	ALUMINIUM
COPPER AND ALLOYS	3,264	396	519	4,179	CUIVRE ET ALLIAGES
NICKEL AND ALLOYS	2,762	14,910	10	17,682	NICKEL ET ALLIAGES
ZINC AND ALLOYS		130		130	ZINC ET ALLIAGES
NON-FERROUS METALS NES	4,890	366	263	5,519	METAUX NON-FERREUX NDA
METAL FAB. BASIC PROD.	6,615	3,565	7,411	17,591	OUVR. DE BASE EN METAL
DRAIN TILES, PIPES			64	64	TUILLES TUY. OE DRAINAGE
BRICKS, TILES NES	6,026	4,537	2,091	12,654	BRICKS, TUILLES NDA
GLASS BASIC PRODUCTS	2,298	2,552	4,459	9,309	OUVR. DE BASE EN VERRE

TABLE 4. CARGOES UNLOADED AT CANADIAN PORTS FROM FOREIGN COUNTRIES, BY COMMODITY AND GEOGRAPHIC AREA IN 1975

TABLÉAU 4. MARCHANDISES DÉCHARGÉES DANS LES PORTS CANADIENS DES PAYS ÉTRANGERS, PAR MARCHANDISE ET RÉGION GÉOGRAPHIQUE EN 1975

COMMODITY	ATLANTIC ATLANTIQUE	GREAT LAKES GRANDS LACS	PACIFIC PACIFIQUE	TOTAL TOTAL	MARCHANDISES
ASBESTOS BASIC PROD.	184	17	288	489	OUVR.DE BASE AMIANTE
CEMENT	2	59,410	41,900	101,312	CIMENT
CEMENT BASIC PROD.		112	1,500	1,612	OUVR.DE BASE CIMENT
LIME			50	50	CHAUX
NON-MET.MIN.BASIC PROD	3,077	912	1,184	5,173	PROD.MIN.NON-MET.BASE
MISC.FABRICATED PROD.	1,904	313	1,202	3,419	OUVRAGES DIVERS
TRACTORS	29,900	11,550	3,255	44,705	TRACTEURS
MACHINERY NES	41,375	21,775	10,693	73,843	MACHINES NDA
RAILWAY ROLLING STOCK	6	2,824		2,830	MAT.ROUL.DE CH.DE FER
PASS.AUTOS AND CHASSIS	71,372	1,610	31,896	104,878	VOITURES PART.,CHASSIS
BUSES AND CHASSIS	9			9	AUTOBUS ET CHASSIS
TRUCKS AND CHASSIS	4,803	31	2,005	6,839	CAMIONS ET CHASSIS
MOTOR VEHICLE ENGINES	17,900	2,109	3,239	23,248	MOTEURS DE VEH.AUTOM.
ROAD MOTOR VEH. NES	2,230	6	12	2,248	VEH.AUTOM.ROUTIERS NDA
SHIPS,AIRCRAFT,MIS.VEH	3,079	293	533	3,905	NAVIRES,AVIONS,VEH.DIV
RUBBER TIRES AND TUBES	374	192	1,215	1,781	PNEUS, CHAMBRES A AIR
EQUIPMENT MISC.	13,707	3,340	4,987	22,034	MATERIEL DIVERS
PERSONAL,HSEHOLD GOODS	10,943	6,978	9,023	26,944	ART.PERS.ET MENAGERS
FIREARMS,AMMUNITION	3,129	82	1	3,212	ARMES A FEU,MUNITIONS
CONTAINERS,CLOSURES	6,070	1,664	402	8,136	CONTENEURS,FERMETURES
MISC. END PRODUCTS NES	2,056	1,765	802	4,623	PRODUITS FINIS DIV.NDA
GENERAL CARGO	28,045	20,681	1,254	49,980	MARCHANDISES DIVERSES
CONTAINERIZED FREIGHT	1,787,138	57,124	401,902	2,246,164	FRET CONTENEURESE
GRAND TOTAL	38,655,972 *	27,206,824 *	4,438,239 *	70,301,035 *	TOTAL GLOBAL

TABLE 5. VESSELS ARRIVED AT AND DEPARTED FROM CANADIAN PORTS IN INTERNATIONAL SEABORNE SHIPPING, BY REGISTRY IN 1975
 TABLEAU 5. MOUVEMENTS INTERNATIONAUX DE NAVIRES A DESTINATION OU EN PROVENANCE DE PORTS CANADIENS, D'APRES LE REGISTRE EN 1975

COUNTRY OF REGISTRY			PAYS D'IMMATRICULATION									
ATLANTIC / ATLANTIQUE			GREAT LAKES / GRANDS LACS			PACIFIC / PACIFIQUE			TOTAL / TOTAL			
NUMBER	NET TONS	CARGO TONS	NUMBER	NET TONS	CARGO TONS	NUMBER	NET TONS	CARGO TONS	NUMBER	NET TONS	CARGO TONS	
NOMBRE	TONNES NET	TONNES CAR.	NOMBRE	TONNES NET	TONNES CAR.	NOMBRE	TONNES NET	TONNES CAR.	NOMBRE	TONNES NET	TONNES CAR.	
UNITED KINGDOM												
A	1,043	8,750,361	4,438,587	54	282,130	79,386	247	2,588,879	580,418	1,344	11,621,370	5,098,391
D	1,073	5,029,072	7,856,770	55	288,213	168,668	248	2,586,899	1,958,990	1,376	11,904,184	10,024,428
BELGIUM-LUXEM												
A	51	633,300	343,823	5	58,467	24,720	9	171,677	4,430	65	863,444	372,973
D	51	633,300	424,416	5	58,467	19,992	8	144,578	209,064	64	836,345	653,472
DENMARK												
A	228	1,538,238	1,782,508	10	43,673	30,068	33	294,609	118,603	271	1,876,520	1,931,179
D	228	1,535,847	1,164,996	10	43,673	42,926	34	317,864	260,841	272	1,897,384	1,468,763
FINLAND												
A	101	337,453	110,843	7	39,192	10,630	21	63,692	669	129	440,337	122,142
D	103	353,565	376,309	7	39,192	6,981	21	63,692	78,764	121	456,449	462,054
FRANCE												
A	124	977,086	537,734	9	49,819	6,146	24	87,379	10,532	157	1,114,284	554,412
D	127	994,393	503,425	9	49,819	18,570	24	87,379	42,540	160	1,131,591	564,535
GERMANY WEST												
A	446	3,637,212	1,118,229	54	183,895	75,268	71	444,561	29,697	571	4,265,668	1,223,194
D	447	3,651,814	4,387,893	55	197,868	129,322	70	434,571	298,620	572	4,284,253	4,815,835
GREECE												
A	492	4,438,382	1,555,789	67	499,848	132,114	186	1,731,593	92,765	745	6,669,823	1,780,668
D	498	4,484,577	4,438,518	67	499,848	302,893	190	1,776,590	2,853,024	755	6,761,015	7,594,835
ICELAND												
A	2	2,613					1	6,598	7,672	3	9,211	7,672
D	2	2,613	1,000				1	6,598		3	9,211	1,000
IRELAND												
A	13	73,046		3	18,151	12,847	38	427,170	128,161	54	518,367	141,008
D	13	73,046	190	3	18,151	26,239	39	438,528	256,620	55	529,725	283,049
ITALY												
A	147	1,952,511	704,926	8	63,219	38,985	29	180,882	1,504	184	2,196,612	745,415
D	147	1,952,511	3,497,551	8	63,219	16,055	29	180,882	117,119	184	2,196,612	3,630,725
NETHERLANDS												
A	83	431,681	199,337	1	879		14	115,401	13,447	98	547,961	212,784
D	84	432,380	540,982	1	879	2,477	14	115,401	147,534	99	548,660	690,993
NORWAY												
A	552	5,062,238	3,301,040	67	347,313	172,918	414	4,040,907	479,330	1,033	9,450,458	3,953,288
D	555	5,090,982	5,523,740	67	347,313	190,628	414	4,027,154	3,699,445	1,036	9,465,449	9,413,813
PORTUGAL												
A	2	15,768	35,101							2	15,768	35,101
D	2	15,768								2	15,768	
SPAIN												
A	63	819,448	390,353	5	10,551	11,142				68	829,999	401,495
D	64	830,440	1,187,242	5	10,551	1,067				69	840,991	1,188,309
SWEDEN												
A	848	3,366,154	1,517,860	8	25,242	2,987	88	1,024,801	114,173	944	4,416,197	1,635,020
D	840	3,336,265	1,236,493	8	25,242	27,918	86	970,813	806,486	934	4,332,320	2,070,897
SWITZERLAND												
A	1	9,367	16,142				13	106,234	4,106	14	115,601	20,248
D							13	97,293	75,106	13	97,293	75,106
BULGARIA												
A	1	1,115								1	1,115	
D	1	1,115								1	1,115	

TABLE 5. VESSELS ARRIVED AT AND DEPARTED FROM CANADIAN PORTS IN INTERNATIONAL SEABORNE SHIPPING, BY REGISTRY IN 1975
 TABLEAU 5. MOUVEMENTS INTERNATIONAUX DE NAVIRES A DESTINATION OU EN PROVENANCE DE PORTS CANADIENS, D'APRES LE REGISTRE EN 1975

COUNTRY OF REGISTRY				PAYS D'IMMATRICULATION								
ATLANTIC / ATLANTIQUE				GREAT LAKES / GRANDS LACS			PACIFIC / PACIFIQUE			TOTAL / TOTAL		
NUMBER	NET TONS	CARGO TONS		NUMBER	NET TONS	CARGO TONS	NUMBER	NET TONS	CARGO TONS	NUMBER	NET TONS	CARGO TONS
NOMBRE	TONNES NET	TONNES CAR.		NOMBRE	TONNES NET	TONNES CAR.	NOMBRE	TONNES NET	TONNES CAR.	NOMBRE	TONNES NET	TONNES CAR.
CZECHOSLOVAKIA												
TCHÉCOSLOVAQUIE												
A	3	40,903								3	40,903	A
D	3	40,903	97,128							3	40,903	97,128 O
GERMANY EAST												
ALLEMAGNE, EST												
A	11	6,374								11	6,374	A
D	11	6,374								11	6,374	D
POLAND												
Pologne												
A	60	270,202	143,725	14	36,696	8,651	6	71,316		80	378,214	152,376 A
O	59	212,756	253,767	14	36,696	2,358	6	71,316	128,658	79	320,768	384,783 O
USSR												
URSS												
A	544	1,530,140	226,117	86	202,812	64,806	147	605,094	56,585	777	2,338,046	347,508 A
D	549	1,539,070	1,947,170	86	202,812	85,489	149	615,603	401,192	784	2,357,485	2,433,851 O
YUGOSLAVIA												
YOUgoslavie												
A	114	757,166	36,893	31	180,055	43,984	20	98,771	1,175	165	1,036,012	82,052 A
D	116	781,752	549,393	31	180,055	93,003	19	93,502	91,826	166	1,055,309	734,222 D
CYPRUS												
CHYPRE												
A	57	217,691	83,393	4	13,268		18	146,085	666	79	377,044	84,059 A
D	56	214,110	226,738	4	13,268	6,131	19	156,052	153,239	79	383,430	386,108 O
TRUCIAL STATES												
ETATS, TRAITE												
A	2	3,256								2	3,256	A
D	3	4,944								3	4,944	O
ISRAEL												
ISRAEL												
A	40	397,351	40,327				3	12,968	10,199	43	410,319	50,526 A
D	41	400,656	340,517				3	12,968		44	413,664	340,517 O
KUWAIT												
Koweït												
A	1	148,180	375,555							1	148,180	375,555 A
D	1	148,180								1	148,180	D
SOMALIA												
SOMALIE												
A	9	52,428	23,538				36	290,749		45	343,177	23,538 A
D	9	52,428	100,179				34	270,137	690,847	43	322,565	791,026 O
TURKEY												
TURQUIE												
A							2	25,576		2	25,576	A
D							3	38,364	18,273	3	38,364	18,273 O
U.A.R. - EGYPT												
R.A.U. - EGYPTE												
A	2	4,066		1	1,648					3	5,714	A
O	3	6,059	1,929	1	1,648	3,446				4	7,747	5,375 O
GHANA												
GHANA												
A	13	41,643	2,564	3	11,291	1,863				16	52,934	4,827 A
D	13	41,643	15,607	3	11,291	3,233				16	52,934	18,840 O
SOUTH AFRICA												
AFRIQUE DU SUD												
A	3	13,911								3	13,911	A
O	3	13,911	3,975							3	13,911	3,975 O
ALGERIA												
ALGERIE												
A	13	64,546					3	18,826		16	83,372	A
O	13	64,546	43,107				3	18,826	36,568	16	83,372	79,675 O
ZAIRE												
ZAIRE												
A	1	5,224	8,265							1	5,224	8,265 A
D	1	5,224								1	5,224	O
LIBERIA												
LIBERIA												
A	802	12,887,987	13,092,411	52	441,837	191,026	459	4,424,908	524,171	1,312	17,754,732	13,807,608 A
D	895	12,829,021	14,603,064	53	441,837	273,632	467	4,479,806	6,771,161	1,325	17,750,664	21,647,857 O

TABLE 5. VESSELS ARRIVED AT AND DEPARTED FROM CANADIAN PORTS IN INTERNATIONAL SEABORNE SHIPPING, BY REGISTRY IN 1975
 TABLEAU 5. MOUVEMENTS INTERNATIONAUX DE NAVIRES A DESTINATION OU EN PROVENANCE DE PORTS CANADIENS, D'APRES LE REGISTRE EN 1975

COUNTRY OF REGISTRY			PAYS D'IMMATRICULATION								
ATLANTIC / ATLANTIQUE			GREAT LAKES / GRANDS LACS			PACIFIC / PACIFIQUE			TOTAL / TOTAL		
NUMBER	NET TONS	CARGO TONS	NUMBER	NET TONS	CARGO TONS	NUMBER	NET TONS	CARGO TONS	NUMBER	NET TONS	CARGO TONS
NOMBRE	TONNES NET	TONNES CAR.	NOMBRE	TONNES NET	TONNES CAR.	NOMBRE	TONNES NET	TONNES CAR.	NOMBRE	TONNES NET	TONNES CAR.
MOROCCO											
A	9	78,080							9	78,080	1,398 A
D	9	74,515							9	74,515	33,308 D
HONG KONG											
A						11	167,487		11	167,487	
D						11	167,487	358,785	11	167,487	358,785 D
INDIA											
A	80	616,345	9	47,837	7,725	48	372,657	6,556	137	1,036,839	21,966 A
D	81	621,648	9	47,837	822	48	368,939	496,301	138	1,038,424	986,245 D
MALAYSIA											
A	3	10,944				1	13,866		4	24,810	5,808 A
D	3	10,944				1	13,866	2,470	4	24,810	8,736 D
PAKISTAN											
A	16	62,453	2	7,161					18	69,614	1,392 A
D	17	66,684	2	7,161	2,900				19	73,845	37,795 D
SINGAPORE											
A	88	445,973	15	62,781	31,145	11	68,307	28,144	114	577,061	178,266 A
D	89	480,767	15	62,781	44,285	11	68,307	57,998	115	611,855	434,850 D
PEOPLE R CHINA											
A	5	54,398				26	311,008		31	365,406	
D	5	54,398				26	319,558	746,743	31	373,956	822,438 D
INDONESIA											
A	1	5,988							1	5,988	
D	1	5,988							1	5,988	1,401 D
JAPAN											
A	94	1,716,307	10	51,061	9,791	301	4,751,520	164,765	405	6,518,888	741,162 A
D	94	1,716,307	10	51,061	3,742	303	4,765,767	8,607,816	407	6,533,135	10,635,307 D
KOREA - SOUTH											
A	1	132,336				24	112,455	6,294	25	244,791	344,750 A
D	1	132,336				23	112,123	109,750	24	244,459	109,750 D
PHILIPPINES											
A						15	81,419	12,653	15	81,419	12,653 A
D						15	81,419	121,313	15	81,419	121,313 D
TAIWAN											
A	4	7,148				25	198,570	1,646	29	205,718	1,646 A
D	4	7,148				24	192,091	167,849	28	199,239	179,746 D
AUSTRALIA											
A	3	42,705				1	8,085		4	50,790	7,614 A
D	3	42,705				1	8,085		4	50,790	9,523 D
GUYANA											
A	3	2,577							3	2,577	
D	2	1,718							2	1,718	
ARGENTINA											
A	27	129,216				24	99,604	2,576	51	228,820	41,424 A
D	27	129,216				24	99,604	30,962	51	228,820	65,794 D
BRAZIL											
A	103	600,740	22	89,896	10,068	8	35,414	1,260	133	726,050	198,539 A
D	102	598,342	22	89,896	6,353	8	35,414	13,504	132	723,652	217,471 D
CHILE											
A	14	87,360							14	87,360	14,166 A
D	14	87,360							14	87,360	21,659 D

TABLE 5. VESSELS ARRIVED AT AND DEPARTED FROM CANADIAN PORTS IN INTERNATIONAL SEABORNE SHIPPING, BY REGISTRY IN 1975
 TABLEAU 5. MOUVEMENTS INTERNATIONAUX DE NAVIRES A DESTINATION OU EN PROVENANCE DE PORTS CANADIENS, D'APRES LE REGISTRE EN 1975

COUNTRY OF REGISTRY										PAYS D'IMMATRICULATION		
ATLANTIC / ATLANTIQUE			GREAT LAKES / GRANDS LACS			PACIFIC / PACIFIQUE			TOTAL / TOTAL			
NUMBER	NET TONS	CARGO TONS	NUMBER	NET TONS	CARGO TONS	NUMBER	NET TONS	CARGO TONS	NUMBER	NET TONS	CARGO TONS	
NOMBRE	TONNES NET	TONNES CAR.	NOMBRE	TONNES NET	TONNES CAR.	NOMBRE	TONNES NET	TONNES CAR.	NOMBRE	TONNES NET	TONNES CAR.	
COLOMBIA												
A	4	5,788				26	71,487	6,043	30	77,275	9,576 A	
C	4	5,788				26	71,487	17,448	30	77,275	18,110 D	
ECUADOR												
A	6	12,936							6	12,936	692 A	
D	6	12,936							6	12,936	6,440 D	
PERU												
A	25	123,041				8	37,127	181	33	160,168	3,724 A	
D	26	128,617				8	37,127	11,329	34	165,744	84,115 O	
URUGUAY												
A	2	6,793							2	6,793	A	
D	2	6,793							2	6,793	7,909 D	
BAHAMAS												
A	45	364,450	1	10,614	1,751				46	375,064	98,257 A	
D	52	406,243	1	10,614					53	416,857	192,492 D	
BERMUDA												
A	155	1,177,915	3	21,600	14,718	27	335,408	115,538	185	1,534,923	558,614 A	
D	226	1,524,742	3	21,600	33,346	26	323,468	345,470	255	1,869,810	1,089,699 D	
LEEWIND IS.												
A	8	4,240							8	4,240	A	
D	8	4,662							8	4,662	3,031 D	
CUBA												
A	40	133,255	2	19,940	24,326	9	41,468		51	194,707	82,110 A	
D	41	134,591	2	19,940		9	41,468	45,378	52	195,999	128,506 D	
HONDURAS												
A	1	2,035							1	2,035	A	
C	1	2,035							1	2,035	1,467 D	
MEXICO												
A	35	145,450							35	145,450	79 A	
D	35	145,450							35	145,450	77,222 D	
NETH. ANTILLES												
A	38	90,819	2	17,940					40	108,759	1,071 A	
D	37	90,215	2	17,940	36,166				39	108,155	105,873 D	
NICARAGUA												
A	4	3,858							4	3,858	A	
C	4	3,858							4	3,858	1,747 D	
PANAMA												
A	192	1,221,722	16	92,581	22,381	84	651,082	37,650	292	1,965,395	850,282 A	
D	190	1,201,423	17	94,230	25,675	82	614,512	1,006,220	289	1,910,175	1,781,652 D	
CANADA												
A	1,391	3,629,934	2,866	20,438,133	25,550,225	2,748	2,856,346	1,606,346	7,005	26,924,413	32,532,744 A	
D	1,706	6,938,227	2,472	16,578,973	5,152,591	2,780	2,884,019	2,363,432	6,558	26,401,219	20,596,846 D	
ST. PIERRE-MIQ.												
A	147	29,931							147	29,931	461 A	
D	147	29,931							147	29,931	8,974 D	
UNITED STATES												
A	335	1,000,893	1,258	1,941,655	627,153	1,501	2,655,741	270,284	3,094	5,598,289	1,421,337 A	
D	332	1,000,737	1,237	1,912,937	3,117,656	1,503	2,662,333	784,018	3,072	5,576,007	4,938,050 D	
GRAND TOTAL												
A	8,749	60,432,785	4,696	25,311,185	27,206,824	6,780	29,847,727	4,438,239	20,225	115,591,697	70,301,035 A	
D	9,190	64,445,619	4,284	21,445,012	9,844,564	6,823	29,871,890	34,422,703	20,257	115,762,581	112,925,698 D	

APPENDIX - A - APPENDICE

Number and Registered Net Tonnage of, and Tons of Cargo Unloaded and Loaded by Vessels Arrived at and Departed from Canadian Ports in International Seaborne Shipping, 1925-1975

Entrées et départs, chargements, et déchargements de navires en commerce du transport maritime international et tonnage net de registre aux ports canadiens, 1925-1975

	Arrived - Entrées			Departed - Départs		
	Vessels - Navires		Cargo unloaded - Cargaisons déchargées	Vessels - Navires		Cargo loaded - Cargaisons chargées
	Number - Nombre	Registered net tons - Jauge nette au registre		Number - Nombre	Registered net tons - Jauge nette au registre	
Year ended March 31 - Année finissant le 31 mars:						
1925	66,848	38,086,484	4,410,225	67,431	39,852,567	11,446,037
1926	47,225	37,314,819	6,351,872	48,409	38,292,008	12,550,049
1927	51,258	38,086,377	5,856,591	51,549	39,244,282	13,416,550
1928	55,976	40,986,479	7,024,759	56,545	42,817,318	15,666,843
1929	59,851	46,451,909	7,155,130	61,332	47,283,318	18,044,626
1930	76,325	44,706,351	8,471,107	77,485	44,732,438	12,293,589
1931	61,400	45,834,452	7,814,115	61,686	45,077,424	10,841,436
1932	54,439	42,219,423	6,820,915	54,870	41,215,974	10,699,016
1933	49,329	37,758,443	6,570,607	40,107	38,514,032	11,802,594
1934	47,829	40,928,513	7,667,915	48,564	41,696,859	11,216,873
1935	48,362	43,285,141	9,099,787	48,658	43,149,678	11,205,726
1936	52,383	43,367,773	10,025,922	52,753	44,155,734	12,296,678
1937	56,972	46,709,186	11,142,357	57,895	47,877,560	25,791,269
1938	42,582	45,603,055	12,698,849	43,317	45,766,211	13,822,060
1939	43,601	44,775,116	10,422,537	45,513	47,052,371	17,267,794
1940	46,241	46,666,396	11,065,128	47,411	48,696,321	16,708,368
1941	25,122	32,579,900	20,958,260	26,582	34,280,700	19,280,290
Year ended December 31 - Année finissant le 31 décembre:						
1941	26,293	31,482,400	29,898,940	27,058	33,313,400	17,402,110
1942	24,066	25,640,763	27,106,229	25,121	27,812,332	13,624,322
1943	22,901	26,345,562	27,863,754	23,530	28,504,987	16,524,137
1944	23,786	28,356,681	27,656,003	24,892	30,853,811	18,955,983
1945	24,431	29,655,984	24,529,346	26,374	33,511,617	22,333,887
1946	26,461	30,367,071	26,440,236	28,004	34,144,608	19,272,394
1947	27,868	35,926,095	32,851,254	29,776	40,784,955	21,706,754
1948	31,138	39,443,055	36,844,187	33,511	44,329,334	20,440,955
1949 ¹	30,565	40,088,377	28,319,334	32,562	44,256,743	22,441,732
1950	31,420	42,816,949	36,961,181	33,503	47,340,150	21,227,930
1951	32,304	47,508,342	38,269,394	34,561	52,750,461	27,279,799
1952	33,783	52,156,098	38,756,060	33,908	53,023,949	32,564,915
1953	34,400	56,589,078	38,691,877	37,146	61,962,634	32,202,205
1954	34,079	54,767,687	32,274,166	36,227	59,578,143	30,730,355
1955	34,432	58,018,365	35,880,782	35,426	60,306,168	39,502,714
1956	35,315	63,105,100	40,554,312	37,273	67,415,232	49,373,132
1957	35,357	66,160,527	38,818,102	37,278	68,833,162	49,095,493
1958	30,710	57,738,034	31,133,694	32,145	60,077,872	40,298,882
1959	33,251	67,526,464	34,554,388	34,728	70,583,802	50,455,303
1960	33,397	74,805,070	39,094,315	34,776	77,675,892	50,554,086
1961	31,832	77,140,524	39,187,355	33,045	79,846,741	53,760,748
1962 ²	30,269	81,942,501	41,885,319	31,421	84,043,899	60,269,779
1963	29,169	87,385,238	46,208,223	29,847	88,203,823	68,377,888
1964	29,809	92,799,912	47,578,260	30,685	96,010,491	83,510,707
1965	28,792	98,128,231	53,644,740	29,734	101,325,918	82,145,421
1966	28,871	99,852,760	53,020,249	29,665	102,317,319	83,987,072
1967	27,025	97,488,757	50,234,931	27,696	99,952,942	80,025,191
1968	26,761	102,055,092	54,129,869	27,237	102,721,574	86,711,306
1969	25,082	98,632,758	57,040,831	25,479	98,758,177	77,637,819
1970	25,384	108,575,133	58,781,126	25,888	109,045,607	105,608,960
1971	24,970	114,252,881	60,857,110	25,269	114,308,154	105,697,016
1972	24,771	121,535,914	68,360,673	24,967	121,840,084	109,115,679
1973	23,436	121,466,828	72,708,223	23,655	122,999,331	123,937,304
1974	20,992	112,832,551	66,930,216	21,280	114,342,744	116,966,358
1975	20,225	115,591,697	70,301,035	20,297	115,762,581	112,925,698

¹ Data for Newfoundland included from April 1, 1949. - Y compris les données pour Terre-Neuve à partir du 1^{er} avril 1949.

² Prior to 1962 fishing vessels are included. - Avant 1962 les bateaux de pêche inclus.

Note: Cargo data for years 1925-1940 exclude Canada - United States trade via the Great Lakes. - Nota: Les données de cargaison pour les années 1925-1940 excluent le commerce entre les États-Unis et le Canada dans les Grand Lacs.

APPENDIX - B - APPENDICE

List of Countries and Geographic Areas

Liste des pays et des régions

WESTERN EUROPE

Commonwealth countries

United Kingdom
Gibraltar
Malta and Gozo

Other countries

Austria
Belgium and Luxembourg
Denmark
Finland
France - Atlantic
France - Mediterranean
Germany, West
Greece
Iceland
Ireland
Italy
Netherlands
Norway
Portugal
Spain
Sweden
Switzerland

EASTERN EUROPE

Albania
Bulgaria
Czechoslovakia
Germany, East
Hungary
Poland
Romania
U.S.S.R. - Europe
Yugoslavia

MIDDLE EAST

Commonwealth countries

Aden
Bahrain
Cyprus
Qatar
British Middle East n.e.s.

Other countries

Ethiopia
Iran
Iraq
Israel
Jordan
Kuwait
Lebanon
Libya
Saudi Arabia
Somalia
Sudan
Turkey
Egypt
Syria

EUROPE OCCIDENTALE

Pays du Commonwealth

Royaume-Uni
Gibraltar
Malte et Gozzo

Autres pays

Autriche
Belgique et Luxembourg
Danemark
Finlande
France - Atlantique
France - Méditerranéenne
Allemagne, Ouest
Grèce
Islande
Irlande
Italie
Pays-Bas
Norvège
Portugal
Espagne
Suède
Suisse

EUROPE ORIENTALE

Albanie
Bulgarie
Tchécoslovaquie
Allemagne, Est
Hongrie
Pologne
Roumanie
U.R.S.S. - Europe
Yougoslavie

MOYEN-ORIENT

Pays du Commonwealth

Aden
Bahrein
Chypre
Qatar
Moyen-Orient britannique n.d.a.

Autres pays

Éthiopie
Iran
Irak
Israël
Jordanie
Koweït
Liban
Libye
Arabie Saoudite
Somalie
Soudan
Turquie
R.A.U. - Égypte
Syrie

List of Countries and Geographic Areas - Continued

OTHER AFRICA

Commonwealth and Preferential countries

Gambia, The
Ghana
Kenya
Malawi
Mauritius and Dependencies
Nigeria
Rhodesia
South Africa
Sierra Leone
Tanzania
Uganda
Zambia
British Africa, n.e.s.

Other countries

Algeria
Angola
Cameroun
Zaire
Dahomey
French Africa, n.e.s.
Gabon
Guinea
Ivory Coast
Liberia
Malagasy
Morocco
Mozambique
Portuguese Africa, n.e.s.
Senegal
Spanish Africa
Togo
Tunisia

OTHER ASIA

Commonwealth countries

Bangladesh
Sri Lanka (Ceylon)
Hong Kong
India
Malaysia
Pakistan
Singapore

Other countries

Afghanistan
Burma
Khmer Rep-Laos
People's Republic of China
Indonesia
Japan
North Korea
South Korea
Philippines
Portuguese Asia
Taiwan
Thailand
U.S.S.R. - Pacific
North Viet-Nam
South Viet-Nam

Liste des pays et des régions - suite

AUTRES PAYS d'AFRIQUE

Pays du Commonwealth et préférentiel

Gambie, La
Ghana
Kenya
Malawi
Maurice (île) et dépendances
Nigéria
Rhodésie
Afrique du Sud
Sierra Leone
Tanzanie
Ouganda
Zambie
Afrique du Commonwealth n.d.a.

Autres pays

Algérie
Angola
Cameroun
Zaire
Dahomey
Afrique française, n.d.a.
Gabon
Guinée
Côte-d'Ivoire
Libéria
Malgache
Maroc
Mozambique
Afrique portugaise, n.d.a.
Sénégal
Afrique espagnole
Togo
Tunisie

AUTRES PAYS d'ASIE

Pays du Commonwealth

Bangladesh
Sri Lanka (Ceylan)
Hong-Kong
Inde
Malaisie
Pakistan
Singapour

Autres pays

Afghanistan
Birmanie
Khmer Rep-Laos
République populaire de Chine
Indonésie
Japon
Corée du Nord
Corée du Sud
Philippines
Asie portugaise
Taïwan
Thaïlande
U.R.S.S. (Pacifique)
Viêt-Nam du Nord
Viêt-Nam du Sud

List of Countries and Geographic Areas - Continued

Liste des pays et des régions - suite

OCEANIA

Commonwealth countries

Australia
Fiji
New Zealand
British Oceania, n.e.s.

Other countries

French Oceania
United States Oceania

Océanie

Pays du Commonwealth

Australie
Fidji
Nouvelle-Zélande
Océanie britannique n.d.a.

Autres pays

Océanie française
Océanie des États-Unis

SOUTH AMERICA

Commonwealth countries

Falkland Islands
Guyana

Other countries

Argentina
Bolivia
Brazil
Chile
Colombia
Ecuador
French Guiana
Paraguay
Peru
Surinam
Uruguay
Venezuela

AMÉRIQUE du SUD

Pays du Commonwealth

Îles Falkland
Guyane

Autres pays

Argentine
Bolivie
Brésil
Chili
Colombie
Équateur
Guyane française
Paraguay
Pérou
Surinam
Uruguay
Vénézuéla

CENTRAL AMERICA and ANTILLES

Commonwealth countries

Bahamas
Bermuda
Belize
Barbados
Jamaica
Leeward and Windward Islands
Trinidad and Tobago

Other countries

Costa Rica
Cuba
Dominican Republic
El Salvador
French West Indies
Guatemala
Haiti
Honduras
Mexico
Netherlands Antilles
Nicaragua
Panama
Puerto-Rico
United States Virgin Islands

AMÉRIQUE CENTRALE et ANTILLES

Pays du Commonwealth

Îles Bahamas
Bermudes
Belize
Barbade
Jamaïque
Îles sous-le-Vent et du Vent
Trinidad et Tobago

Autres pays

Costa-Rica
Cuba
République Dominicaine
Salvador
Antilles françaises
Guatemala
Haiti
Honduras
Mexique
Antilles néerlandaises
Nicaragua
Panama
Porto-Rico
Îles Vierges (État-Unis)

List of Countries and Geographic Areas - Continued

Liste des pays et des régions - suite

NORTH AMERICA

AMÉRIQUE du NORD

Canada
Greenland
St. Pierre and Miquelon

Canada
Groënland
Saint-Pierre-et-Miquelon

United States Ports

Ports des États-Unis

Hawaii
Ketchikan, Alaska
Skagway, Alaska
Other Alaska ports
Anacortes, Wash.
Bellingham, Wash.
Everett, Wash.
Friday Harbour, Wash.
Long Beach, Cal.
Los Angeles, Cal.
Port Angeles, Cal.
Portland, Oreg.
Port Townsend, Wash.
San Francisco, Cal.
Seattle, Wash.
Tacoma, Wash.
Other U.S. Pacific ports
Ashland, Wisc.
Allouez, Mich.
Duluth, Min.
Marquette, Mich.
Silver Bay, Min.
Superior, Wisc.
Taconite, Min.
Other U.S. Lake Superior ports
Bay City, Mich.
Calcite, Mich.
Drummond Island, Mich.
Saginaw, Mich.
Stoneport, Mich.
Other U.S. Lake Huron ports
Buffington Harbour, Ind.
Calumet Harbour, Ind.
Chicago, Ill.
Escanaba, Mich.
Gary, Ind.
Grand Haven, Mich.
Indiana Harbour, Ind. (incl. Whiting & East Chicago)
Ludington, Mich.
Milwaukee, Wisc.
Muskegon, Mich.
Other U.S. Lake Michigan ports
Detroit, Mich.
Trenton, Mich.
Other U.S. Lake St. Clair & St. Clair River ports
Ashtabula, Ohio
Buffalo, N.Y.
Cleveland, Ohio
Conneaut, Ohio
Erie, Pa.
Fairport, Ohio

Hawai
Ketchikan, Alaska
Skagway, Alaska
Autres ports d'Alaska
Anacortes, Wash.
Bellingham, Wash.
Everett, Wash.
Friday Harbour, Wash.
Long Beach, Cal.
Los Angeles, Cal.
Port Angeles, Cal.
Portland, Oreg.
Port Townsend, Wash.
San Francisco, Cal.
Seattle, Wash.
Tacoma, Wash.
Autres ports du Pacifique (É.-U.)
Ashland, Wisc.
Allouez, Mich.
Duluth, Min.
Marquette, Mich.
Silver Bay, Min.
Superior, Wisc.
Taconite, Min.
Autres ports du lac Supérieure (É.-U.)
Bay City, Mich.
Calcite, Mich.
Drummond Island, Mich.
Saginaw, Mich.
Stoneport, Mich.
Autres ports du lac Huron (É.-U.)
Buffington Harbour, Ind.
Calumet Harbour, Ind.
Chicago, Ill.
Escanaba, Mich.
Gary, Ind.
Grand Haven, Mich.
Indiana Harbour, Ind. (Whiting & East Chicago inclus)
Ludington, Mich.
Milwaukee, Wisc.
Muskegon, Mich.
Autres ports du lac Michigan (É.-U.)
Détroit, Mich.
Trenton, Mich.
Autres ports du lac St. Clair et de la rivière St. Clair
Ashtabula, Ohio
Buffalo, N.Y.
Cleveland, Ohio
Conneaut, Ohio
Érié, Pa.
Fairport, Ohio

List of Countries and Geographic Areas - Concluded

Liste des pays et des régions - fin

NORTH AMERICA - Concluded

AMÉRIQUE du NORD - fin

United States Ports - Concluded

Ports des États-Unis - fin

Huron, Ohio
Lackawana, N.Y.
Lorain, Ohio
Marblehead, Ohio
Sandusky, Ohio
Toledo, Ohio
Other U.S. Lake Erie ports

Oswego, N.Y.
Rochester, N.Y.
Sodus Point, N.Y.
Other U.S. Lake Ontario ports

Ogdensburg, N.Y.
New York Barge Canal ports
Other U.S. St. Lawrence River ports

Baltimore, Md.
Boston, Mass.
Brunswick, Ga.
Burlington, N.J.
Burnside, La.
Camden, N.J.
Corpus Christi, Texas
Edgewater, N.J.
Houston, Texas
Jacksonville, Fla.
Mobile, Ala.
Morrisville, Pa.
New Haven, Conn.
New Orleans, La.
New York, N.Y.
Newport News, Va.
Norfolk, Va.
Philadelphia, Pa.
Port Newark, N.J.
Portland, Maine
Portsmouth, Va.
Savannah, Ga.
Tampa, Fla.
Wilmington, Del.
Other U.S. East Coast and Gulf ports
Hudson River ports

Huron, Ohio
Lackawana, N.Y.
Lorain, Ohio
Marblehead, Ohio
Sandusky, Ohio
Toledo, Ohio
Autres ports du lac Érié (É.-U.)

Oswego, N.Y.
Rochester, N.Y.
Sodus Point, N.Y.
Autres ports du lac Ontario (É.-U.)

Ogdensburg, N.Y.
Ports de la voie maritime de New York
Autres ports du St. Laurent (É.-U.)

Baltimore, Md.
Boston, Mass.
Brunswick, Ga.
Burlington, N.J.
Burnside, La.
Camden, N.J.
Corpus Christi, Texas
Edgewater, N.J.
Houston, Texas
Jacksonville, Fla.
Mobile, Ala.
Morrisville, Pa.
New Haven, Conn.
New Orleans, La.
New York, N.Y.
Newport News, Va.
Norfolk, Va.
Philadelphia, Pa.
Port Newark, N.J.
Portland, Maine
Portsmouth, Va.
Savannah, Ga.
Tampa, Fla.
Wilmington, Del.
Autres ports de la côte est et du Golfe (É.-U.)
Ports de la rivière Hudson

APPENDIX - C - APPENDICE

List of Commodities

Marchandise

LIVE ANIMALS

Cattle
Live animals, n.e.s.

ANIMAUX VIVANTS

Bovins
Animaux vivants, n.d.a.

FOOD, FEED, BEVERAGES AND TOBACCO

Meat and Meat Preparations

Meat, fresh, chilled or frozen
Meat, cured
Meat and meat preparations, n.e.s.

ALIMENTS, ALIMENTS POUR ANIMAUX, BOISSONS ET TABACS

Viandes et préparations de viande

Viandes fraîches, refroidies ou congelées
Viandes salées ou fumées
Viandes et préparations de viande, n.d.a.

Fish and Marine Animals

Fish, fresh, chilled or frozen
Fish, smoked, salted, dried or pickled
Fish, canned
Lobster
Shell fish, n.e.s.; meat of marine animals; and other fishery foods and feeds

Poisson et animaux marins

Poisson frais, refroidi ou congelé
Poisson fumé, salé, séché ou mariné
Poisson, en boîtes
Homard
Coquillages, n.d.a.; viande d'animaux marins; et autres aliments de poisson et aliments de poisson pour animaux

Dairy Produce, Eggs and Honey

Butter
Cheese
Milk powder
Dairy produce, n.e.s.; eggs and honey

Produits laitiers, oeufs et miel

Beurre
Fromage
Lait en poudre
Produits laitiers, n.d.a.; oeufs et miel

Grain, Flour, Meal and Cereal Preparations

Barley
Corn
Oats
Rye
Wheat
Cereals, unmilled, n.e.s.
Corn meal and flour
Corn starch
Malt and malt flour
Wheat flour
Cereals, milled, n.e.s.
Bakery products, incl. those frozen

Macaroni and cereal products, and farinaceous substances and flour for use as food

Céréales, farine, et préparations de céréales

Orge
Maïs
Avoine
Seigle
Blé
Céréales, non moulues, n.d.a.
Semoule et farine de maïs
Fécule de maïs
Malt et farine de malt
Farine de blé
Céréales moulues, n.d.a.
Produits de boulangerie, y compris produits congelés
Pâtes alimentaires et produits céréaliers, substances farineuses et farine utilisées comme aliments

Fruits and Fruit Preparations

Apples (incl. crab-apples)
Bananas and plantains
Fresh or chilled fruits and berries, n.e.s.
Frozen fruits and berries
Dried and dehydrated fruits
Fruit juices, unfermented, not concentrated, and fruit juice concentrates
Fruit pulp and purée (not canned)
Fruits, preserved, not canned, n.e.s.
Fruits and preparations, canned (exc. infant foods)

Fruits et préparations de fruits

Pommes (y compris pommettes)
Bananes et bananes des Antilles
Baies et fruits frais ou refroidis, n.d.a.
Baies et fruits congelés
Fruits séchés ou déshydratés
Jus de fruits, non fermentés, non concentrés et concentrés de jus de fruits
Pulpe et purée de fruits (non en boîtes)
Fruits, conservés, mais non en boîtes, n.d.a.
Fruits et préparations, en boîtes (sauf aliments pour bébés)

List of Commodities - Continued

FOOD, FEED, BEVERAGES AND TOBACCO -
Concluded:

Nuts, Except Oil Nuts

Peanuts, roasted or otherwise prepared
Nuts, except oil nuts, n.e.s.

Vegetables and Vegetable Preparations

Potatoes
Vegetables, fresh or chilled, n.e.s.
Vegetables, frozen
Vegetables, dried
Vegetables and vegetable preparations, n.e.s.

Sugar and Sugar Preparations

Raw sugar
Sugar, n.e.s.
Molasses, crude
Molasses, refined
Syrup
Sugar preparations (incl. confectionery)

Cocoa, Coffee, Tea and Spices

Cocoa and chocolate
Coffee
Tea
Spices
Vinegar

Margarine, Shortening and Lard

Margarine and similar products
Shortening
Lard

Miscellaneous Foods, Food Materials and Food Preparations

Sausage skins or casings
Miscellaneous foods, food materials and food preparations, n.e.s.

Fodder and Feed, Except Unmilled Cereals

Hay, forage and straw
Hulls, screenings, chaff and scorings
Wheat bran, shorts and middlings
Ground cereals and by-products, n.e.s.
Cottonseed oil meal and cake
Soyabean oil meal and cake
Oil seed meals and cake, n.e.s.
Brewers' and distillers' grains and solubles
Feeds of vegetable origin, n.e.s.
Feeds of animal origin
Concentrated and complete feeds

Beverages

Non-alcoholic beverages
Ale, beer, stout and porter
Wines
Fermented alcoholic beverages, n.e.s.
Distilled alcoholic beverages

Tobacco

Cigarettes
Tobacco, n.e.s.

Marchandise - suite

ALIMENTS, ALIMENTS POUR ANIMAUX, BOISSONS ET TABACS - fin:

Noix, sauf noix oléagineuses

Cacahuètes, grillées ou autrement préparées
Noix, sauf noix oléagineuses, n.d.a.

Légumes et préparations de légumes

Pommes de terre
Légumes, frais ou refroidis, n.d.a.
Légumes, congelés
Légumes, séchés
Légumes et préparations de légumes, n.d.a.

Sucre et préparations à base de sucre

Sucre brut
Sucre, n.d.a.
Mélasse, brute
Mélasse, raffinée
Sirop
Préparations à base de sucre (y compris confiserie)

Cacao, café, thé et épices

Cacao et chocolat
Café
Thé
Épices
Vinaigre

Margarine, shortening et saindoux

Margarine et produits semblables
Shortening
Saindoux

Aliments divers, matières nutritives et préparations alimentaires

Enveloppes et boyaux à saucisses
Aliments divers, matières nutritives et préparations alimentaires, n.d.a.

Fourrage et aliments pour animaux, sauf céréales non moulues

Foin, fourrages et paille
Écalures, criblures, rebuts et impuretés
Son, remoulage et issues de blé
Céréales moulues et sous-produits, n.d.a.
Tourteau et farine de graine de coton
Tourteau et farine de graine de soya
Tourteau de farine de graine oléagineuses, n.d.a.
Grains et solubles de brasserie et de distillerie
Aliments pour animaux d'origine végétale, n.d.a.
Aliments pour animaux d'origine animale
Aliments pour animaux concentrés et complets

Boissons

Boissons non alcooliques
Ale, bière, porter et stout
Vins
Boissons alcooliques fermentées, n.d.a.
Boissons alcooliques distillées

Tabacs

Cigarettes
Tabacs, n.d.a.

List of Commodities -- Continued

Marchandise -- suite

CRUDE MATERIALS, INEDIBLE

Crude Animal Products, Inedible (Except Fibres)

Raw hides and skins and undressed fur skins
Crude animal products, inedible (except fibres),
n.e.s.

Crude Vegetable Products, Inedible (Except Tobacco, Fibres and Wood)

Seeds for sowing, n.e.s.
Flaxseed
Mustard seed
Rapeseed
Soya beans
Oil seeds, oil nuts and oil kernels, n.e.s.
Nursery and greenhouse stock and related
materials
Rubber and allied gums, natural, and natural
gums and resins
Crude vegetable products, inedible (except to-
bacco, fibres and wood), n.e.s.

Crude Wood Materials

Logs
Bolts and round timber
Pulpwood
Crude wood materials, n.e.s.

Textile and Related Fibres (Including Waste)

Wool and fine animal hair suitable for spinning
Textile and related fibres (including waste),
n.e.s.

Metallic Ores, Concentrates, Scrap Metals and By-Products (Alternative Classification)

Alumina and bauxite ore
Copper ore and concentrates and matte and
precipitates
Iron ore, crude, and concentrates, calcined,
roasted or treated
Lead ore and concentrates
Manganese ore
Nickel-copper ore, nickel-copper matte or
speiss, and nickel concentrates
Titanium ore
Zinc ore and concentrates
Ores, concentrates and precipitates, n.e.s.
Iron and steel scrap
Non-ferrous and precious metal scrap
Slags, drosses and other by-products

Coal, Crude Petroleum and Related Crude Products

Coal, bituminous, sub-bituminous, and lignite
Coal, n.e.s.
Crude petroleum, petroleum tops and natural
gasoline
Natural gas and other crude bituminous sub-
stances

MATIÈRES BRUTES NON COMESTIBLES

Produits bruts d'origine animale, non comestibles (sauf fibres)

Peaux et cuirs bruts et pelleteries non apprêtées
Produits bruts d'origine animale, non comestibles
(sauf fibres), n.d.a.

Produits bruts d'origine végétale, non comestibles (sauf tabacs, fibres et bois)

Graines de semence, n.d.a.
Graine de lin
Graine de moutarde
Graine de colza
Fèves de soya
Graines, noix et amandes oléagineuses, n.d.a.
Produits de pépinière et de culture de serre et
matières connexes
Caoutchouc et gommes semblables, naturels et
gommes et résines naturelles
Produits bruts d'origine végétale, non comestibles
(sauf tabacs, fibres et bois), n.d.a.

Matières en bois brut

Billes
Billots et bois ronds
Bois à pâte
Matières en bois brut, n.d.a.

Textiles et fibres connexes (y compris déchets)

Laine et poil fin d'animal pouvant être filés
Textiles et fibres connexes (y compris déchets),
n.d.a.

Minerais de métaux, concentrés, déchets de métaux et sous-produits (1re possibilité de classification)

Alumine et minerai de bauxite
Minerai, concentrés, matte et précipités de cuivre
Minerai de fer brut et concentrés calcinés, grillés
ou traités
Minerai et concentrés de plomb
Minerai de manganèse
Minerai de nickel et de cuivre, matte ou speiss de
nickel et de cuivre et concentrés de nickel
Minerai de titane
Minerai et concentrés de zinc
Minerais, concentrés et précipités, n.d.a.
Déchets de fer et d'acier
Déchets de métaux non ferreux et précieux
Scories, crasses et autres sous-produits

Charbon, pétrole brut et produits bruts connexes

Charbon bitumineux, sous-bitumineux et lignite
Charbon, n.d.a.
Pétrole brut, produits de tête et essence naturelle
Gaz naturel et autres substances bitumineuses
brutes

List of Commodities - Continued

Marchandise - suite

CRUDE MATERIALS, INEDIBLE - Concluded:

Crude Non-metallic Minerals (Except Coal and Petroleum)

Asbestos, unmanufactured, crude and fibre
Bentonite
China clay
Dolomite
Clay and other crude refractory materials, n.e.s.
Sand and gravel
Limestone
Crushed stone, incl. stone refuse (exc. limestone flux and crushed limestone)
Stone, crude, n.e.s.
Water and ice
Barytes, natural
Fluorspar
Gypsum
Phosphate rock
Salt
Sulphur in ores, crude and refined (exc. pharmaceutical grade)
Crude non-metallic minerals (except coal and petroleum), n.e.s.

Waste and Scrap Materials, n.e.s.

Cotton and textile rags and waste
Hogged fuel (wood)
Waste and scrap materials, n.e.s.

FABRICATED MATERIALS, INEDIBLE

Leather

Leather
Furs, dressed
Rubber fabricated materials

Wood Fabricated Materials

Lumber and timber
Flooring
Railway ties
Shingles and shakes
Lath of wood
Other sawmill products, n.e.s.
Veneer, plywood and wood building boards
Cooperage stock and box, crate and package
shook
Wood fabricated materials, n.e.s.

Pulp

Pulp

Paper and Paperboard

Newsprint paper
Paper, n.e.s.
Paperboard
Building paper and building board (exc. wood, plastic and gypsum board)
Wet machine board and converted paper

Textile Fabricated Materials

Cordage, twine and rope (exc. braided cords and threads)
Jute broad woven fabrics
Textile fabricated materials, n.e.s.

MATIÈRES BRUTES NON COMESTIBLES - fin:

Minéraux bruts non métalliques (sauf charbon et pétrole)

Amiante, non fabriqué, brut et en fibres
Bentonite
Kaolin
Dolomite
Argile et autres matières réfractaires brutes, n.d.a.
Sable et gravier
Pierre à chaux
Pierre concassée, y compris rebuts de pierre (non compris castine et pierre à chaux concassée)
Pierre brute, n.d.a.
Eau et glace
Barytine, naturelle
Fluorine
Gypse
Roche phosphatée
Sel
Soufre dans les minerais, brut ou raffiné (sauf qualité pharmaceutique)
Minéraux bruts non métalliques (sauf charbon et pétrole), n.d.a.

Matières de rebut et déchets, n.d.a.

Chiffons et déchets de textile et de coton
Bois débité en copeaux (combustible)
Matières de rebut et de déchet, n.d.a.

MATIÈRES TRAVAILLÉES, NON COMESTIBLES

Cuir

Cuir
Fourrures apprêtées
Demi-produits en caoutchouc

Demi-produits en bois

Bois d'oeuvre et bois de construction
Revêtements de parquetage
Traverses de voie ferrée
Bardeaux et bardeaux fendus
Latte de bois
Autres sciages, n.d.a.
Placage, contreplaqué et planches de construction
Demi-produits de tonnellerie et planchages à boîtes, cageots et emballages
Demi-produits en bois, n.d.a.

Pâte

Pâte

Papier et carton

Papier journal
Papier, n.d.a.
Carton
Plaques de construction, papier et carton (sauf planches en bois, en plastique ou en gypse)
Carton en pâte pressé et papier transformé

Ouvrages en matières textiles

Cordage, ficelle et corde (sauf cordes tressées et fils)
Tissus de jute larges
Ouvrages en matières textiles, n.d.a.

List of Commodities - Continued

FABRICATED MATERIALS, INEDIBLE -

Continued:

**Oils, Fats, Waxes, Extracts and Derivatives,
Animal and Vegetable**

Animal oils and fats (exc. marine)

Fish and marine animal oils

Soyabean oil

Vegetable oils and fats, exc. essential oils,
n.e.s.

Oils, fats, waxes, extracts and derivatives,
animal and vegetable, n.e.s.

Chemicals and Related Products

Sulphuric acid (incl. oleum)

Metallic salts and peroxysalts, of inorganic
acids

Inorganic chemicals, n.e.s.

Glycol

Organic chemicals, n.e.s.

Explosives, fuses and caps

Potash

Fertilizers and fertilizer materials, n.e.s.

Agricultural chemicals, formulated (crop and
seed treatments and herbicides); other insecti-
cides and rodenticides; and adhesives

Synthetic rubber (incl. rubber compounds and
reclaimed rubber)

Plastic materials, not shaped, and plastics
basic shapes and forms

Dyestuffs (exc. dyeing extracts); pigments,
lakes and toners (exc. those in chemicals);
and paints and related products

Chemical specialties, industrial, n.e.s.

Petroleum and Coal Products

Gasoline

Fuel oil

Lubricating oils and greases

Coke of petroleum and coal

Asphalts and road oils

Coal tar and coal pitch

Petroleum and coal products, n.e.s.

Iron and Steel and Alloys

Ferro-alloys

Pig iron

Primary iron and steel, n.e.s.

Castings and forgings (exc. pipes and fittings)

Bars and rods, steel

Plate, sheet and strip, steel

Structural shapes and sheet piling

Rails and railway track material

Pipes and tubes, iron and steel (exc. fittings
and finished electrical conduit and tubing)

Wire (incl. wire rope)

Non-Ferrous Metals

Aluminum (including alloys)

Copper and alloys

Lead and alloys

Nickel and alloys

Zinc and alloys

Non-ferrous metals, n.e.s.

Marchandise - suite

**MATIÈRES TRAVAILLÉES, NON COMESTIBLES -
suite:**

**Huiles, matières grasses, cires, extraits et dérivés
d'origine animale et végétale**

Huiles et matières grasses d'origine animale
(sauf marine)

Huiles de poissons et d'animaux marins

Huile de soya

Huiles et matières grasses végétales, sauf huiles
essentielles, n.d.a.

Huiles, matières grasses, cires, extraits et dérivés
d'origine animale et végétale, n.d.a.

Produits chimiques et produits connexes

Acide sulfurique (y compris oleum)

Sels métalliques et persels d'acides inorganiques

Produits chimiques inorganiques, n.d.a.

Glycol

Produits chimiques organiques, n.d.a.

Explosifs, mèches et amorces

Muriate de potassium (potasse)

Engrais et matières fertilisantes, n.d.a.

Produits chimiques agricoles, formulés (produits
pour cultures et semences et herbicides); autres
insecticides et rodenticides; et adhésifs

Caoutchouc synthétique (y compris composés de
caoutchouc et caoutchouc régénéré)

Matières plastiques non façonnées et formes
élémentaires de matières plastiques

Matières colorantes (sauf extraits colorants); pig-
ments, laques et tonifiants (sauf ceux des
produits chimiques); et peintures et produits
connexes

Produits chimiques industriels, spéciaux, n.d.a.

Dérives du pétrole et du charbon

Essence

Mazout

Graisses et huiles lubrifiantes

Coke de pétrole et de charbon

Asphalte et bitume liquide

Goudron et brai de houille

Dérivés du pétrole et du charbon, n.d.a.

Fer et acier et alliages

Ferro-alliages

Fonte brute

Acier et fer primaire, n.d.a.

Pièces moulées et forgées (sauf tuyaux et raccords)

Barres et tiges en acier

Tôle, feuilles et feuillets en acier

Profilés de construction et palplanches

Rails et matériaux de voie ferrée

Tuyaux et tubes en fer et en acier (sauf les rac-
cords, les tubes et les conduits électriques
finis)

Fil métallique (y compris cordage)

Métaux non ferreux

Aluminium (y compris alliages)

Cuivre et alliages

Plomb et alliages

Nickel et alliages

Zinc et alliages

Métaux non ferreux, n.d.a.

List of Commodities - Concluded

**FABRICATED MATERIALS, INEDIBLE -
Concluded:**

Metal Fabricated Basic Products

Metal fabricated basic products

Non-metallic Mineral Basic Products

Building brick, clay
Drain tiles, sewer pipes and fittings
Bricks, tiles (clay) and refractories, n.e.s.

Glass basic products
Asbestos and asbestos-cement basic products
Cement
Cement and concrete basic products, n.e.s.
Lime
Non-metallic mineral basic products, n.e.s.

Miscellaneous Fabricated Materials

Miscellaneous fabricated materials

END PRODUCTS, INEDIBLE

Machinery

Tractors
Machinery, n.e.s.

Transportation and Communication Equipment

Railway rolling stock
Passenger automobiles and chassis
Buses and chassis
Trucks, truck chassis and truck tractors, commercial
Motor vehicle engines, accessories, parts and assemblies
Road motor vehicles, n.e.s.
Ships and boats; aircraft; and miscellaneous vehicles (incl. parts and accessories)
Rubber tires and tubes

Equipment

Equipment

Personal and Household Goods

Personal and household goods

Miscellaneous

Firearms, weapons and ammunition
Containers and closures
Miscellaneous end products, inedible, n.e.s.
General cargo
Containerized freight

Marchandise - fin

**MATIÈRES TRAVAILLÉES, NON COMESTIBLES -
fin:**

Ouvrages de base en métal

Ouvrages de base en métal

Produits minéraux non métalliques de base

Briques à bâtir en argile
Tuiles de drainage, tuyaux d'égout et raccords
Briques, tuiles (argile) et matières réfractaires, n.d.a.
Ouvrages de base en verre
Produits de base en amiante et en amiante-ciment
Ciment
Produits de base en ciment et en béton, n.d.a.
Chaux
Produits minéraux non métalliques de base, n.d.a.

Divers ouvrages

Divers ouvrages

PRODUITS TERMINAUX NON COMESTIBLES

Machinerie

Tracteurs
Machinerie, n.d.a.

Matériel de transport et de communications

Matériel roulant de chemin de fer
Voitures particulières et châssis
Autobus et châssis
Camions, châssis de camion et tracteurs, commerciaux
Moteurs, accessoires, pièces et pièces assemblées pour véhicules automobiles
Véhicules automobiles pour routes, n.d.a.
Navires et bateaux; avions; et divers véhicules (y compris pièces et accessoires)
Pneus et chambres à air en caoutchouc

Matériel

Matériel

Articles de soins personnels et articles ménagers

Articles de soins personnels et articles de ménage

Divers

Armes à feu, armes et munitions
Conteneurs et fermetures
Divers produits terminaux non comestibles, n.d.a.
Marchandises diverses
Fret conteneurisé

DATE DUE
DATE DE RETOUR

JUN 14 1977

MAY 24 1978

DEC 28 1978

SEP - 4 1980

DEC 18 1984

Walford

Bulletins publiés par la
Division des transports et des communications
traitant du
TRANSPORT PAR EAU

Catalogue

Périodiques

54-002 Statistiques Maritimes, M., Bil.

Annuels

54-202 Transport maritime: Partie I, Transport maritime international (par pays), Bil.

54-203 Transport maritime: Partie II, Transport maritime international (par port), Bil.

54-204 Transport maritime: Partie III, Navigation nationale, Bil.

54-205 Transport par eau, Bil.

54-206 Transport maritime: Partie IV, Origine et destination pour certains ports, Bil.

54-207 Transport maritime: Partie V, Origine et destination de certaines marchandises, Bil.

M. - Mensuel

Bil. - Bilingue

Outre les publications ci-dessus énumérées, Statistique Canada publie une grande variété de rapports statistiques sur le Canada tant dans le domaine économique que social. On peut se procurer gratuitement un catalogue complet des publications courantes à Statistique Canada, Ottawa (Canada), K1A 0T6.



Reports Published by the
Transportation and Communications Division
dealing with

WATER TRANSPORT

Catalogue

Periodical

54-002 Shipping Statistics, M., Bil.

Annual

54-202 Shipping Report: Part I, International Seaborne Shipping (by Country), Bil.

54-203 Shipping Report: Part II, International Seaborne Shipping (by Port), Bil.

54-204 Shipping Report: Part III, Coastwise Shipping, Bil.

54-205 Water Transportation, Bil.

54-206 Shipping Report: Part IV, Origin and Destination for Selected Ports, Bil.

54-207 Shipping Report: Part V, Origin and Destination for Selected Commodities, Bil.

M. -- Monthly

Bil. -- Bilingual

In addition to the selected publications listed above, Statistics Canada publishes a wide range of statistical reports on Canadian economic and social affairs. A comprehensive catalogue of all current publications is available free on request from Statistics Canada, Ottawa (Canada), K1A 0T6.