

c.3

Shipping report

PART I

International seaborne shipping (by country)

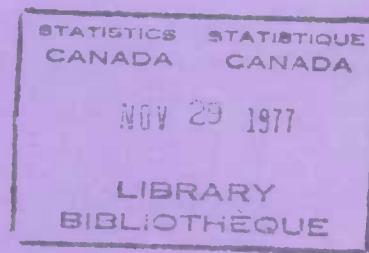
1976


Transport maritime

PARTIE I

Transport maritime international (par pays)

1976





STATISTICS CANADA — STATISTIQUE CANADA
Transportation and Communications Division — Division des transports et des communications
Water Transport Section — Section du transport par eau

SHIPPING REPORT

PART I

International Seaborne Shipping
(by Country)

TRANSPORT MARITIME

PARTIE I

Transport maritime international
(par pays)

1976

Published by Authority of
The Minister of Industry, Trade and Commerce

Publication autorisée par
le ministre de l'Industrie et du Commerce

November - 1977 - Novembre
5-3510-518

Price - Prix: \$2.80

Statistics Canada should be credited when republishing all or any part of this document
Reproduction autorisée sous réserve d'indication de la source: Statistique Canada

Ottawa

NOTE

This and other government publications may be purchased from local authorized agents and other community bookstores or by mail order.

Mail orders should be sent to Publishing Centre, Supply and Services Canada, Ottawa, K1A 0S9 or, in the case of Statistics Canada publications only, to Publications Distribution, Statistics Canada, Ottawa, K1A 0T6.

Inquiries about this publication should be addressed to The Chief, Water Transport Section, Transportation and Communications Division, Statistics Canada, Ottawa, Ontario, K1A 0T6 (telephone: 996-9274) or to a local office of the bureau's User Advisory Services Division:

St. John's (Nfld.) - (T.-N.)	(726-0713)
Halifax	(426-5331)
Montréal	(283-5725)
Ottawa	(992-4734)

NOTA

On peut se procurer cette publication, ainsi que toutes les publications du gouvernement du Canada, auprès des agents autorisés locaux, dans les librairies ordinaires ou par la poste.

Les commandes par la poste devront parvenir à Imprimerie et édition. Approvisionnement et services Canada, Ottawa, K1A 0S9 ou, lorsqu'il s'agit uniquement de publications de Statistique Canada, à Distribution des publications, Statistique Canada, Ottawa, K1A 0T6.

Toutes demandes de renseignements sur la présente publication doivent être adressées au chef de la section des transports par eau, Division des transports et des communications, Statistique Canada, Ottawa (Ontario), K1A 0T6 (téléphone: 996-9274) ou à un bureau local de la Division de l'assistance-utilisateurs situé aux endroits suivants:

Toronto	(966-6586)
Winnipeg	(985-4020)
Regina	(569-5405)
Edmonton	(425-5052)
Vancouver	(666-3695)

TABLE OF CONTENTS

	Page
Chart	
Cargoes Loaded for and Unloaded from Foreign Countries	iv
Introduction	v
Alphabetic Listing of Countries and Summary of Tonnage Loaded and Unloaded	xv
Table	
1. Cargoes Loaded at Canadian Ports for Foreign Countries	1
2. Cargoes Unloaded at Canadian Ports from Foreign Countries	102
3. Cargoes Loaded at Canadian Ports for Foreign Countries, by Commodity and Geographic Area	164
4. Cargoes Unloaded at Canadian Ports from Foreign Countries, by Commodity and Geographic Area	167
5. Vessels Arrived at and Departed from Canadian Ports in International Seaborne Shipping by Registry	170
Appendix	
A. Number and Registered Net Tonnage and Tons of Cargo Unloaded and Loaded by Vessels Arrived at and Departed from Canadian Ports in International Seaborne Shipping	175
B. List of Countries and Geographic Areas ...	177
C. List of Commodities	183

TABLE DES MATIÈRES

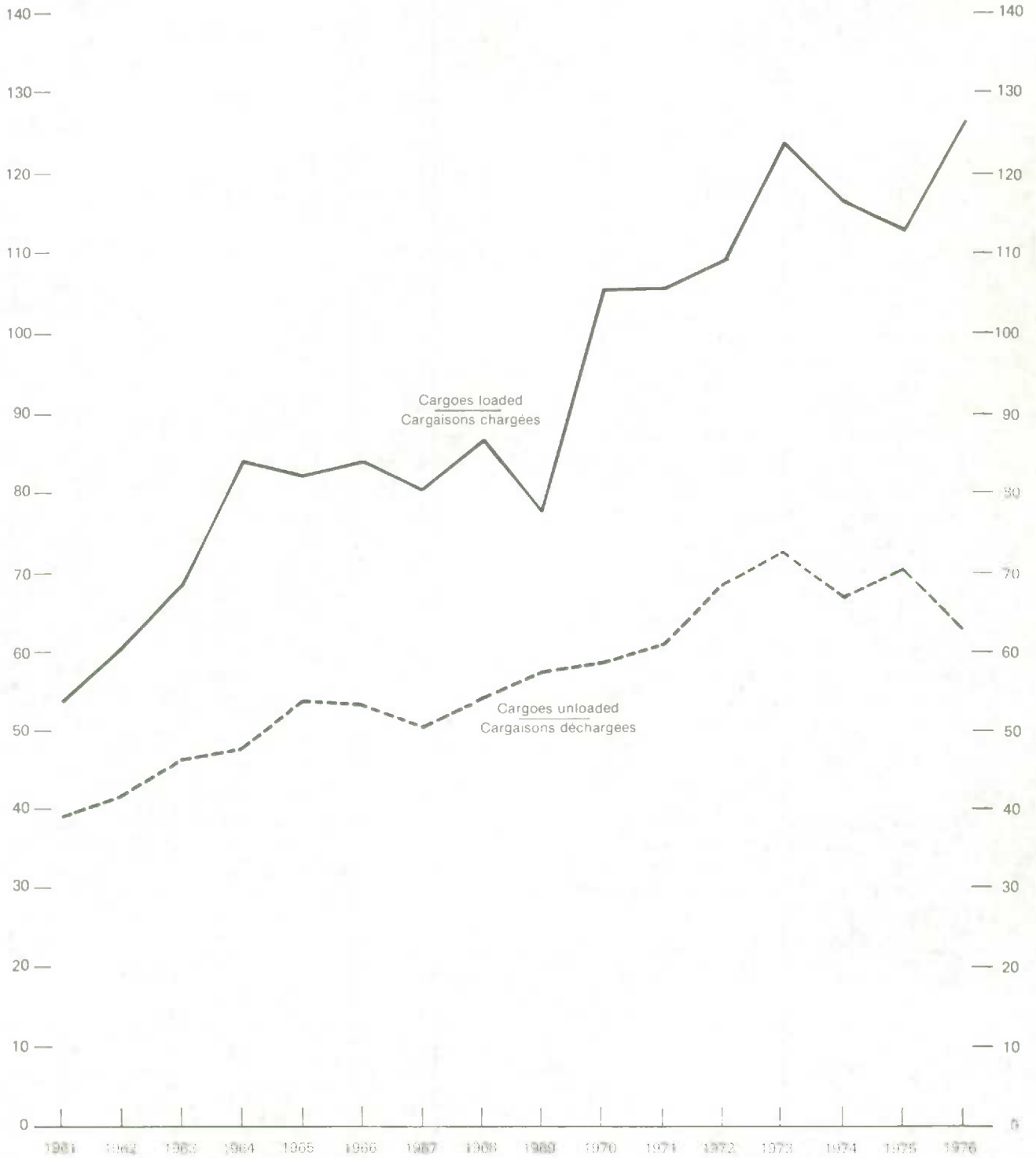
	Page
Graphique	
Cargaisons chargées à destination de ports étrangers et déchargées en provenance de ports étrangers. .	iv
Introduction	v
Liste alphabétique des pays et sommaire des chargements et déchargements en tonnes	xvii
Tableau	
1. Marchandises chargées dans les ports canadiens à destination de pays étrangers	1
2. Marchandises déchargées dans les ports canadiens en provenance de pays étrangers	102
3. Marchandises chargées dans les ports canadiens aux pays étrangers, par marchandise et région géographique	164
4. Marchandises déchargées dans les ports canadiens des pays étrangers, par marchandise et région géographique	167
5. Mouvements internationaux de navires à destination ou en provenance de ports canadiens	170
Appendice	
A. Entrées et départs, chargements, et déchargements de navires en commerce du transport maritime international et tonnage net de registre aux ports canadiens	175
B. Liste des pays et des régions	177
C. Marchandise	183

Cargoes Loaded for and Unloaded from Foreign Countries, 1961-1976

Cargaisons chargées à destination de ports étrangers et déchargées en provenance de ports étrangers, 1961-1976

Million tons
Millions de tonnes

Million tons
Millions de tonnes



INTRODUCTION

The S.I System of data collection obtains origin and destination commodity statistics for vessel traffic at Canadian ports.

Data collected from the S.I Shipping Report include vessel particulars such as: name of vessel, country of registry, net and gross registered tonnage and cargo particulars such as: commodity description, tonnage and port where cargoes were loaded or unloaded. These variables constitute the data base for the shipping statistics compiled by the Transportation and Communications Division of Statistics Canada. Preliminary figures are published on a monthly basis *Shipping Statistics* (Catalogue 54-002), while final figures are published in tabular form in the following five-part annual *Shipping Report*:

Part

- I. *International Seaborne Shipping (by Country)* (Catalogue 54-202)
- II. *International Seaborne Shipping (by Port)* (Catalogue 54-203)
- III. *Coastwise Shipping* (Catalogue 54-204)
- IV. *Origin and Destination for Selected Ports* (Catalogue 54-206)
- V. *Origin and Destination for Selected Commodities* (Catalogue 54-207).

Data are also made available on an occasional basis in the Service Bulletin *Water Transport* (Catalogue 54-003). Additional tabulations are available on request by contacting the Chief, Water Transport Section, Transportation and Communications Division, Statistics Canada, Ottawa, K1A 0T6.

Background to the Survey

The Shipping Report began in 1938 when the responsibility for publishing basic shipping information on vessel traffic and bulk commodity loadings and un-loadings at Canadian ports was transferred from the Customs Division of the Department of National Revenue to the Dominion Bureau of Statistics (now Statistics Canada). There were five commodity group classifications: agricultural products, animal products, mine products, forest products and manufactures and miscellaneous products. At that time coverage of the vessel traffic was confined to the 10 ports under Harbour Commission control.

The S.I Shipping Report was designed and implemented in 1940. Data were collected and compiled from this report for nine commodity classes: general, coal, grain, iron and steel, lumber and timber, oil (including gasoline), ores and stone, wood pulp and miscellaneous.

Le système S.I de collecte, recueil des statistiques sur l'origine et la destination des marchandises transportées par les navires aux ports canadiens.

Les données recueillies à l'aide du Rapport sur la navigation (formule S.1) fournissent des renseignements sur les navires tels que le nom du navire, le pays d'immatriculation et la jauge nette et brute au registre, de même que des renseignements portant sur le genre de marchandises, le nombre de tonnes et le port de chargement ou de déchargement de la cargaison. Ces variables constituent la base des statistiques sur la navigation compilée par la Division des transports et des communications de Statistique Canada. Des chiffres préliminaires sortent chaque mois, *Statistiques maritimes* (n° 54-002 au catalogue) et les chiffres définitifs paraissent sous forme de tableaux dans les cinq bulletins *Transport maritime*:

Partie

- I. *Transport maritime international (par pays)* (n° 54-202 au catalogue)
- II. *Transport maritime international (par port)* (n° 54-203 au catalogue)
- III. *Navigation nationale* (n° 54-204 au catalogue)
- IV. *Origine et destination pour certains ports* (n° 54-206 au catalogue)
- V. *Origine et destination de certaines marchandises* (n° 54-207 au catalogue).

Les données sont également publiées dans un bulletin de service hors série intitulé *Transport par eau* (n° 54-003 au catalogue). D'autres totalisations peuvent être obtenues en s'adressant au Chef de la Section du transport par eau, Division des transports et des communications, Statistique Canada, Ottawa, K1A 0T6.

Historique de l'enquête

Le Rapport sur la navigation a été lancé en 1938 au moment où le Bureau fédéral de la statistique (maintenant Statistique Canada) déchargeait la Division des douanes (ministère du Revenu national) de la publication des renseignements de base sur la navigation et le chargement et déchargement des marchandises en vrac aux ports canadiens. Il y avait alors cinq groupes de marchandises: les produits agricoles, les produits d'origine animale, les produits miniers, les produits forestiers et les produits ouverts et divers. Le champ de l'enquête se limitait au trafic des navires dans les 10 ports contrôlés par la Commission des ports.

Le Rapport sur la navigation (formule S.1) a été conçu et appliqué en 1940. Les données étaient recueillies et compilées à partir de ce rapport pour neuf groupes de marchandises: marchandises générales, charbon, céréales, fer et acier, bois de construction et bois en grumes, pétrole (y compris l'essence), minerais et pierre, pâte de bois et produits divers.

In the ensuing years, the scope of the survey was expanded to include origin and destination statistics and some breakdown of the cargo carried. The vessel traffic included has been expanded to all the major ports of Canada.

The collection of statistics on containerized freight was introduced in 1971. This provides data on the tonnage of cargo moved as containerized freight in international trade, as well as statistics on the movement of containers by size, type and trade route to and from the six major container ports, i.e., Halifax, Saint John, Québec, Montréal, Toronto and Vancouver.

Survey Objectives

The survey provides basic shipping data used by federal and provincial departments concerned with trade, industry and transport, shipping firms, consultants, interested associations and companies as well as educational and research institutions, in order to:

1. identify the pattern of commodity movements by registry of vessels;
2. measure the volume of domestic and international cargoes handled at Canadian ports by origin and destination;
3. assist in transportation studies; and
4. support the presentation of briefs, submissions and inquiries to regulatory authorities and/or commissions.

Survey Universe

An S.1 Shipping Report should be completed for each vessel entering or leaving a Canadian port in domestic or international shipping. Exemptions from this filing requirement are movements of the following vessels:

1. cargo vessels under 15 net registered tons;
2. tugs or other vessels under 15 gross registered tons;
3. Canadian naval or fishing vessels.

Survey Methodology

The following outlines the procedures involved in collecting shipping statistics and the production of the tabular statistics in the publications.

Par la suite, l'enquête a été étendue à l'origine et à la destination, de même que la ventilation de certains types de marchandises transportées. Le trafic des navires a été pris en compte à tous les grands ports du Canada.

La collecte des statistiques sur les marchandises conteneurisées a été introduite en 1971. On obtient ainsi des données sur le nombre de tonnes de marchandises transportées par conteneur en commerce international, de même que des chiffres sur le mouvement des conteneurs selon la taille, le genre et l'itinéraire commercial emprunté en provenance et à destination des six principaux ports pour conteneurs, c.-à-d., Halifax, Saint John, Québec, Montréal, Toronto et Vancouver.

Objectifs de l'enquête

L'enquête fournit des données essentielles sur la navigation qui sont utilisées par les ministères fédéraux et provinciaux intéressés au commerce, à l'industrie et au transport, des entreprises maritimes, des experts-conseil, des associations et des sociétés, de même que par des établissements d'enseignement et de recherche, afin de:

1. établir un schéma du mouvement des marchandises selon l'immatriculation des navires;
2. mesurer le volume des cargaisons nationales et internationales manutentionnées dans les ports canadiens, selon l'origine et la destination;
3. aider aux études sur le transport; et
4. appuyer la présentation de mémoires, comptes rendus et requêtes adressés aux autorités et (ou) aux commissions investies d'un pouvoir de réglementation.

Univers de l'enquête

Un Rapport sur la navigation (formule S.1) doit être rempli pour chaque navire qui entre dans un port canadien ou qui en sort, qu'il s'agisse de navigation nationale ou internationale. Les mouvements des navires suivants n'ont pas à être consignés:

1. les cargos d'une jauge nette au registre inférieure à 15 tonnes;
2. les remorqueurs ou autres navires d'une jauge brute au registre inférieure à 15 tonnes brutes;
3. les bateaux de pêche et navires de la marine canadienne.

Méthodes de l'enquête

Voici un aperçu des méthodes utilisées pour collecter les données sur le transport et produire les tableaux des publications.

The Report

The **S.1 Shipping Report** is the principal form used to collect statistics on vessel and cargo movements to and from Canadian ports, in both coastwise and international seaborne shipping. The **S.2 Shipping Report**, **S.3 Shipping Report** and **S.1a Shipping Report (Containers)** were introduced to accommodate special reporting situations.

1. The **S.2 Shipping Report** accommodates shipping companies which at the time of loading or discharge cannot conveniently provide a breakdown of cargo. In this case, an **S.1 Shipping Report** is submitted with the notation "S.2 Shipping Report to follow" and an **S.2 Shipping Report** is filed within 10 days of the departure of the vessel.
2. The **S.3 Shipping Report** is used for vessels making numerous trips per month to the same ports.
3. The **S.1a Shipping Report (Containers)** collects data particulars on international containerized freight movements at the following major container ports: Halifax, Saint John, Québec, Montréal, Toronto and Vancouver. Containerized traffic in domestic trade is compiled as "general cargo". For fully cellular vessels, the **S.1a** replaces the **S.1**. For vessels carrying both containerized and non-containerized cargo, the **S.1a** is filed for the containerized portion and an **S.1** for the non-containerized portion.

The Collection Phase

Agents or operators of vessels of 15 net registered tons or over and tugs or other vessels of 15 gross registered tons or over, arriving at or departing from a port in Canada must complete an **S.1 Shipping Report** in duplicate and file them with the Collector of Customs at the time of vessel departure. When vessels call at non-customs ports, the **S.1 Shipping Reports** covering these calls are taken or mailed to the nearest Collector of Customs. The original copies of shipping reports are then mailed daily to Statistics Canada, Ottawa by the customs officials of Revenue Canada.

The Processing Phase

Upon receipt in the Water Transport Section of the Transportation and Communications Division, the documents are manually sorted and edited for consistency and reliability of reported data. Selected fields are then coded to facilitate data processing.

The coding and editing procedures involve the assignment of numeric codes to all ports and commodities, a check for consistency of information in comparison to previous trends and port activities, the use of refe-

La déclaration

La **formule S.1** est la principale formule utilisée pour la collecte de renseignements sur les mouvements des navires et des marchandises à destination et en provenance des ports canadiens, tant pour le cabotage que la navigation internationale. Les formules **S.2**, **S.3** et **S.1a** pour les conteneurs, ont été introduites afin de répondre à des besoins spéciaux de déclaration.

1. La **formule S.2** est destinée aux sociétés de navigation qui, lors du chargement ou du déchargement, ne peuvent fournir facilement une ventilation de la cargaison. Dans ce cas, une formule **S.1** est envoyée avec la mention "formule **S.2** suivra"; celle-ci est remplie dans les 10 jours qui suivent le départ du navire.
2. La **formule S.3** est utilisée pour les navires effectuant de nombreux voyages chaque mois aux mêmes ports.
3. La **formule S.1a (transport maritime par conteneur)** recueille des détails sur les mouvements internationaux des marchandises conteneurisées aux grands ports pour conteneurs suivants: Halifax, Saint John, Québec, Montréal, Toronto et Vancouver. Les marchandises conteneurisées transportées à l'intérieur du Canada sont regroupées sous "cargaison générale". Dans le cas des navires entièrement cellulaires, la formule **S.1a** remplace la formule **S.1**. Pour les navires transportant une partie de leur cargaison en conteneurs, on remplit la formule **S.1a** pour les marchandises conteneurisées et la formule **S.1** pour les marchandises non conteneurisées.

La collecte des données

Les agents et exploitants de navires d'une jauge nette de 15 tonnes ou plus au registre et les remorqueurs ou autres bateaux jaugeant 15 tonnes brutes ou plus au registre qui arrivent à un port canadien ou qui le quittent doivent remplir un Rapport sur la navigation (formule **S.1**) en double exemplaire et le remettre au receveur de la douane lors du départ du navire. Lorsqu'un navire fait escale à un port non douanier, la formule doit être remise ou postée au plus proche receveur de la douane. Chaque jour, les douaniers de Revenu Canada envoient par la poste l'original des rapports à Statistique Canada à Ottawa.

Le dépouillement

Dès réception des documents à la Section du transport par eau de la Division des transports et des communications, des commis les trient et les vérifient afin d'assurer l'uniformité et la fiabilité des données déclarées. Certaines parties du questionnaire sont alors codées afin de faciliter le dépouillement des données.

Le codage et le contrôle comprennent l'attribution de codes numériques à tous les ports et à toutes les marchandises, une vérification de l'uniformité des renseignements sur les tendances et activités du port déclarées anté-

rence materials for missing or questionable data and the follow-up of questionable reports by telephone. In this case, either the shipping companies or customs offices involved are contacted.

Preliminary data are presented in the monthly publication *Shipping Statistics* (Catalogue 54-002).

Reliability and Limitations of the Data

While every effort has been made to remove methodology and clerical errors the statistics contained in this report should be used with due allowance for their limitations. Although the data are thought to be representative of the true shipping activity, the figures are known to understate the total shipping activity as well as distort specific commodity figures. Generally, the factors contributing to these problems can be grouped into the following broad categories. For other related limitations refer to the section on survey concepts.

Incomplete Coverage

1. Shipping reports are not collected for all vessel arrivals and departures at Canadian ports. It is estimated that 10% to 20% of all shipping reports are missing principally due to the poor response of particular carriers.
2. At present, data are not collected for carriers operating on the Mackenzie River system and smaller inland lakes. Shipping activities in these areas represent only a very small portion of the total shipping activity.

Distortion in the Data

1. Technological and other changes can distort year-to-year comparisons. The introduction of containerization causes an apparent drop in shipments of some commodities as the contents of containers are not reported.
2. Some respondents consider the term "general cargo" to be synonymous with "miscellaneous"; consequently, general cargo figures tend to be inflated and data for individual commodities may be somewhat lower than actual.
3. Commodity designations tend to reflect rate and tariff classifications; where these differ in structure from the Standard Commodity Classification based commodity groupings, a judgement decision is made, either by the respondent or the editor and some distortions of the data may result. In addition, some reported commodity information and related tonnage represent aggregated summaries of the cargo detail and is therefore difficult to code to the proper commodity group.

riement, l'utilisation de documents de référence lorsqu'il manque des chiffres ou que les données sont douteuses et le suivi téléphonique dans le cas de rapports peu fiables. On communique alors avec la société de navigation ou le bureau de douane en cause.

Les données préliminaires sont totalisées et présentées dans la publication mensuelle *Statistique maritimes* (n° 54-002 au catalogue).

Fiabilité et limites des données

Même si l'on a tenté par tous les moyens possibles d'enlever les erreurs de méthodologie et de codage, les statistiques présentent certaines limites lors de leur utilisation. En effet, les chiffres sont censés représenter l'activité réelle aux ports, mais on sait qu'ils la sous-estiment en plus de fausser certaines données concernant les marchandises. D'une manière générale, les causes de ces problèmes peuvent être regroupées selon les catégories ci-dessous. La rubrique portant sur les concepts de l'enquête explique les autres limites.

Champ d'observation incomplet

1. Les rapports sur la navigation ne sont pas recueillis pour toutes les arrivées et départs de navires dans les ports canadiens. On estime qu'il manque de 10 % à 20 % des rapports, principalement à cause de la piètre collaboration de certains transporteurs.
2. À l'heure actuelle, on ne recueille pas de données sur les transporteurs utilisant le réseau du fleuve Mackenzie et les petits lacs intérieurs. La navigation dans ces secteurs ne représente qu'une très faible partie de la navigation totale.

Distorsion des données

1. Les modifications techniques ou autres peuvent fausser les comparaisons annuelles. La conteneurisation a entraîné une chute apparente des livraisons de certaines marchandises du fait que le contenu n'est pas indiqué.
2. Certains enquêtés pensent que "cargaison générale" est synonyme de "divers"; par conséquent, les chiffres relatifs aux cargaisons générales tendent à être gonflés et les données concernant chaque marchandise, quelque peu sous-estimées.
3. Les appellations de marchandises tendent à s'inspirer des nomenclatures douanières; lorsqu'elles diffèrent des groupes de la Classification type des produits, l'enquêté ou le vérificateur doit prendre une décision, et ainsi pourrait possiblement fausser les données. En outre, certains chiffres de marchandises et de tonnage représentent un groupement agrégat de quelques marchandises, rendant ainsi difficile leur codage à la classe de produits appropriée.

4. The use of conversion factors may cause distortions as some units are not readily convertible to other units without knowledge of the more technical aspects of the commodity in question (e.g., specific gravity for liquid commodities).

Improving the Reliability of Data

An Interdepartmental Committee on Shipping Statistics was formed in August 1973, under the chairmanship of the Director of the Transportation and Communications Division of Statistics Canada to establish policy guidelines for a new Water Transport Statistical System. This committee recommended that international water transport statistics be collected by means of existing customs documentation. An analysis of the customs documentation as a replacement for the international portion of the S.I Shipping Report demonstrated that the coverage problem would be substantially alleviated. Steps have been taken to build the base for this improvement. However, it will be necessary to continue collecting and releasing information based on the S.I form for several years, until alternatives based on statistical outputs of existing customs documentation have been tested, funded, implemented and validated.

Survey Concepts

The following characteristics define the survey concepts.

Vessel Concepts

The term "international shipping" is used for vessels classed as being in foreign service, that is:

1. the vessel arrives from or departs for a foreign port;
2. cargo is loaded for or unloaded from a foreign port;
3. the registry of the vessel is other than Canadian (even though the vessel may have sailed between two Canadian ports).

A vessel is classed as being in "domestic shipping" if:

1. it is of Canadian registry, sails between two Canadian ports and loads or unloads no foreign freight; or
2. it is of foreign registry, but is granted a waiver by the Canadian Transport Commission to engage in coasting service.

Vessels entering a port at the end of a year and clearing it the following January are counted as an arrival and a departure for the year in which each of the movements occurred. In addition, the entry of a vessel

4. L'utilisation des facteurs de conversion peut entraîner des distorsions parce qu'il n'est pas facile de convertir certaines unités sans connaître les caractéristiques techniques des marchandises en cause (par ex., la densité des liquides).

Rehaussement de la fiabilité des données

Un comité interministériel des statistiques de la navigation a été formé en août 1973, sous la présidence du directeur de la Division des transports et des communications de Statistique Canada, afin d'établir les lignes directrices d'un nouveau système statistique du transport par eau. Ce comité a recommandé que les statistiques sur le transport maritime international soient recueillies à l'aide des formules de douane actuelles. Une analyse de ces formules comme moyen de remplacement de la partie internationale de la formule S.I du rapport sur la navigation a montré que le problème du champ d'observation serait en grande partie solutionné. On a d'ailleurs entrepris des démarches à cette fin. Toutefois, il faudra continuer à recueillir et à publier pendant plusieurs années encore les renseignements à l'aide de la formule S.I tant que nous n'aurons pas adopté une solution définitive basée sur les rapports de douane actuels.

Concepts de l'enquête

Les caractéristiques qui suivent définissent les concepts de l'enquête.

Concepts relatifs aux navires

On utilise l'expression "transport international" pour désigner les navires classés dans le service international, c.-à-d. que:

1. le navire arrive d'un port étranger ou part à destination d'un port étranger;
2. les marchandises sont chargées à bord d'un navire à destination d'un port étranger ou déchargées d'un navire en provenance d'un port étranger;
3. le navire n'est pas immatriculé au Canada (même s'il a navigué entre deux ports canadiens).

Appartiennent à la catégorie "transport intérieur":

1. les navires immatriculés au Canada qui naviguent entre deux ports canadiens sans embarquer ni débarquer de fret étranger; ou
2. les navires battant pavillon étranger qui détiennent un permis de cabotage délivré par la Commission canadienne des transports.

Les navires qui entrent dans un port à la fin de l'année et qui n'en sortent qu'en janvier de l'année suivante sont comptés comme une entrée ou une sortie pour l'année au cours de laquelle le mouvement s'est produit. De plus,

into a port can be classified as an international service, whereas the departure can be classified as domestic; the reverse situation also applies.

Only data relating to those vessels which are engaged in port-to-port transportation of goods for compensation have been included; all intraport movements have been excluded.

A vessel is considered arriving or departing "in ballast" if cargo is neither loaded or unloaded at a port.

Operating data are collected for vessels calling at coastal and Great Lakes ports. Waters such as Lake Winnipeg and the Mackenzie River are not included in the survey.

The term "gross registered tonnage" of a vessel refers to the capacity in cubic feet of the spaces within the hull and of the enclosed spaces above the deck divided by 100.

The term "net registered tonnage" of a vessel refers to the gross registered tonnage less the space used for the accommodation of the personnel, propelling machinery and fuel.

Cargo Concepts

Domestic cargoes which are loaded in one navigational season but not discharged until the following season are recorded in the following years annual report. This is particularly important in the movements of grains.

The term "general cargo" refers only to commodities which were not specifically identified on the shipping reports; it is not intended to indicate any distinction between bulk and other commodities.

The term "bulk cargo" refers to commodities that are loose or in mass, generally being shovelled, pumped, blown, scooped or forked in their handling. Included in this definition are all grains, cement, coke, petroleum, liquids carried in tanks, ores and minerals, pig iron, scrap iron and steel, pulpwood poles and logs, raw sugar and pulpwood.

All volume data are presented in tons of 2,000 pounds.

Some ports frequently engage in "lightering"; in cases where the cargo is loaded or unloaded in the harbour rather than at a dock or wharf, the tonnage is included with the port totals.

L'arrivée ou le départ d'un navire peut aussi bien ressortir à la navigation internationale qu'au cabotage, ou vice versa.

Seules les données qui se rapportent aux navires effectuant le transport d'un port à l'autre, de marchandises payants, sont indiquées ici; on n'a pas tenu compte des mouvements dont le lieu de départ et d'arrivée est le même port.

Un navire est considéré comme entrant ou sortant "sur lest" si des marchandises ne sont ni embarquées ni débarquées à un port.

Les données d'exploitation sont recueillies pour les navires faisant escale aux ports côtiers et à ceux des Grands Lacs. Certaines eaux comme le lac Winnipeg et le fleuve Mackenzie n'entrent pas dans le champ de l'enquête.

La "jauge brute au registre" d'un navire est égale à la capacité en pieds cubes de l'espace à l'intérieur de la coque et de l'espace fermé au-dessus du pont, divisée par 100.

La "jauge nette au registre" d'un navire correspond au nombre de tonnes brutes au registre, moins les quartiers de l'équipage, la salle des machines et les réservoirs de mazout.

Concepts relatifs aux marchandises

Les marchandises de cabotage chargées pendant une saison de navigation, mais non déchargées avant la saison suivante, sont prises en compte dans le rapport annuel de l'année suivante. Ce point est très important lorsqu'on étudie le commerce des céréales.

L'expression cargaison générale se rapporte uniquement aux marchandises non précisées dans le rapport sur le transport maritime; elle ne sert pas à faire une distinction entre les marchandises en vrac et les autres marchandises.

L'expression "marchandises en vrac" désigne des marchandises non arrivées ou pêle-mêle, habituellement pelletées, pompées, soufflées, puisées ou fourchées. Se retrouvent dans cette catégorie toutes les céréales, le ciment, le coke, le pétrole, les liquides en citerne, les minerais et minéraux, la fonte en gueuses, la ferraille et les déchets d'acier, le bois à pâte, les billes, le sucre brut et la pâte de bois.

Toutes les données sur le volume sont présentées en tonnes de 2,000 livres.

Dans certains ports, les marchandises sont fréquemment embarquées ou débarquées "par allège" plutôt qu'à un dock ou un quai. Le tonnage est alors compris dans le tonnage total du port.

Transshipments of cargoes, which are cargoes coming into a Canadian port en route to a port in a foreign country by water, are reflected in port totals. Therefore, for international trade, the published loadings and unloadings do not represent the exports and imports at a particular port.

The terms "origin" and "destination" refer only to the ports of loading and unloading and not necessarily to the ultimate (perhaps inland) terminal points.

PART I -- International Seaborne Shipping (by Country)

This annual publication presents data on the movement of commodities in international shipping at Canadian ports by country of origin or destination, type of commodity, registry of vessel and Canadian geographic region.

At the time of tabulation, data for countries are grouped into the order of the following geographic areas with Commonwealth Nations listed first within each area: Western Europe, Eastern Europe, Middle East, Other Africa, Other Asia, Oceania, South America, Central America and North America. The full country nomenclature for each geographic area is given in Appendix B.

Appendix C consists of a commodity list, based on the *Standard Commodity Classification Manual* published by Statistics Canada. This commodity list identifies the 217 potential categories of goods into which cargo types are grouped. Non-specific categories of goods such as general cargo and containerized freight are included in this list. Reference to this appendix will enable users to obtain a more complete description of those commodities which have been necessarily abbreviated in the tables.

The registry of vessels transporting Canada's foreign trade includes the United Kingdom, Denmark, West Germany, Greece, Italy, the Netherlands, Norway, Sweden, Liberia, Japan, Panama, the United States and Canada; other registries handling smaller volumes of cargo are grouped under "other".

Canadian ports have been grouped into three regions:

1. Atlantic, Arctic waters, northern Manitoba, northern Ontario, northern Quebec and the Lower St. Lawrence River ports (Montréal and below);
2. Great Lakes and Upper St. Lawrence River ports (above Montréal);
3. Pacific ports.

Les totaux portuaires comprennent les marchandises transbordées par eau, c.-à-d. les marchandises qui arrivent à un port canadien et qui sont destinées à un port étranger. Par conséquent, pour le commerce international, les données publiées ne représentent pas les exportations ni les importations parce qu'elles comprennent les marchandises transbordées.

Les termes "origine" et "destination" ne concernent que les ports de chargement et de déchargement et pas nécessairement le point de déchargement final (qui peut être à l'intérieur des terres).

PARTIE I -- Transport maritime international (par pays)

Cette publication annuelle renferme des statistiques sur le trafic des marchandises à l'échelle internationale dans les ports canadiens par pays d'origine ou de destination, genre de marchandises, immatriculation du navire et région canadienne.

Aux fins des totalisations, les données de chaque pays sont groupées par région, en commençant par les pays du Commonwealth. Ces régions sont les pays d'Europe occidentale, d'Europe orientale, du Moyen-Orient, les autres pays d'Afrique et d'Asie et enfin ceux d'Océanie, d'Amérique du Sud, d'Amérique centrale et d'Amérique du Nord. La nomenclature complète des pays de chaque région géographique figure à l'appendice B.

L'appendice C constitue une liste de marchandises fondée sur la *Classification type des produits* publiée par Statistique Canada. Cette liste groupe les 217 catégories possibles qui s'appliquent aux marchandises de cargaison. Les catégories de produits non décrites ailleurs, comme les marchandises diverses et les marchandises transportées par conteneur figurent dans cette liste. Le lecteur trouvera dans cet appendice une description plus complète des marchandises, qu'il a nécessairement fallu abrégé dans les tableaux.

Les pays d'immatriculation des navires transportant des marchandises entre le Canada et les pays étrangers sont le Royaume-Uni, le Danemark, l'Allemagne de l'Ouest, la Grèce, l'Italie, les Pays-Bas, la Norvège, la Suède, Libéria, le Japon, Panama, Les États-Unis et le Canada; les autres pays d'importance relativement moindre du point de vue du volume sont désignés par "autre".

Les ports canadiens sont groupés en trois régions:

1. les ports de l'Atlantique, ceux de l'Arctique, les ports du nord du Manitoba, du nord de l'Ontario, du nord du Québec et du bas Saint-Laurent (le port de Montréal et ceux qui sont situés en aval de celui-ci);
2. les ports des Grands Lacs et du haut Saint-Laurent (en amont de Montréal);
3. les ports du Pacifique.

STATISTICAL ANALYSIS

The volume of cargoes transported in international shipping to and from Canadian ports during the 1976 navigational season reached 188,815,099 tons, an increase of 3.0% over the 183,226,733 tons handled in 1975. The number and registered net tonnage of vessels entering and departing at Canadian ports in international trade rose to 43,926 (from the 40,522 in 1975) and 248,501,777 tons (from the 231,354,278 tons in 1975), respectively.

Loadings

Cargoes loaded at Canadian ports for foreign destinations amounted to 126,562,025 tons, resulting in an increase of 13,636,327 tons or 12.1% over the 1975 total. Shipments to the United Kingdom, Netherlands, United States and Japan accounted for 71.1% of all Canadian cargo loadings.

Loadings destined for the United Kingdom amounted to 9,653,335 tons, an increase of 1,296,719 tons or 15.5% as compared to the 1975 total. Iron ore shipments (3,922,477 tons in 1976, compared to 3,134,931 tons in 1975) contributed to the bulk of the tonnage increase.

The Netherlands received 9,382,922 cargo tons from Canadian ports, up 15.8% from the 8,105,531 tons reported in 1975. An increase of 37.2% was registered in the shipment of grains to the Netherlands. Shipments of barley, corn, oats, rye and wheat totalled 1,141,119 tons in 1976 as compared to the 831,781 tons in 1975. Iron ore was again the most important export commodity, accumulating to 6,046,227 tons or 64.4% of the total goods shipped in 1976 compared to 5,014,900 tons or 61.9% of the total shipped in 1975.

The United States, our most important trading partner handled 37.4% or 47,349,849 tons of Canada's total loaded waterborne shipments. Cargoes to American ports increased by 7,575,316 tons or 19.0% from the total 39,774,533 tons handled in 1975.

Percentage increases in loadings were noted at the following geographical regions: United States Pacific, 12.3%; United States Great Lakes, 30.3% and United States Atlantic and Gulf, 5.6%. The major commodities contributing to the total tonnage loaded for each of these regions were as follows: United States Pacific, limestone (903,356 tons), newsprint paper (669,408 tons), lumber and timber (766,908 tons), aggregating to 2,339,672 tons or 62.3% of the total 3,756,173 tons handled for that region; United States Great Lakes, iron ore and concentrates (21,046,038 tons), dolomite (968,765 tons), salt (1,561,001 tons), fuel oil (1,876,524 tons) and cement (881,020 tons),

ANALYSE STATISTIQUE

Au cours de la saison de navigation 1976, le volume de marchandises à destination et en provenance des ports canadiens, au titre du transport international, a atteint 188,815,099 tonnes, en hausse de 3.0 % par rapport à 1975 (183,226,733 tonnes). Le nombre et la jauge nette totale au registre des navires assurant le trafic international dans les ports canadiens ont augmenté pour s'établir respectivement à 43,926 (contre 40,522 en 1975) et 248,501,777 tonnes (contre 231,354,278 tonnes en 1975).

Chargements

Le tonnage des marchandises chargées dans les ports canadiens à destination de l'étranger s'est élevé à 126,562,025 tonnes, soit 13,636,327 tonnes ou 12.1 % de plus qu'en 1975. Les livraisons au Royaume-Uni, aux Pays-Bas, aux États-Unis et au Japon ont représenté 71.1 % des chargements canadiens totaux.

Les chargements à destination du Royaume-Uni se sont chiffrés à 9,653,335 tonnes, une hausse de 1,296,719 tonnes (15.5 %) par rapport à 1975. Les livraisons de minerai de fer (3,922,477 tonnes en 1976 contre 3,134,931 tonnes en 1975) ont représenté une bonne part de cette augmentation de tonnage.

Les Pays-Bas ont reçu 9,382,922 tonnes de marchandises en provenance des ports canadiens, soit 15.8 % de plus qu'en 1975 (8,105,531 tonnes). Les livraisons de céréales aux Pays-Bas ont marqué une hausse de 37.2 %. En 1976, les livraisons d'orge, de maïs, d'avoine, de seigle et de blé ont totalisé 1,141,119 tonnes, contre 831,781 tonnes en 1975. Le minerai de fer a constitué encore une fois le premier produit d'exportation, figurant pour 6,046,227 tonnes ou 64.4 % de l'ensemble des marchandises livrées en 1976, contre 5,014,900 tonnes ou 61.9 % en 1975.

Les États-Unis, notre premier partenaire commercial, ont reçu 37.4 % (47,349,849 tonnes) des livraisons canadiennes totales acheminées par eau. Le volume des marchandises à destination des ports américains a augmenté de 7,575,316 tonnes ou 19.0 % comparativement aux 39,774,533 tonnes livrées en 1975.

Les régions suivantes ont connu des augmentations en pourcentage du volume des chargements: région américaine du Pacifique, 12.3 %; région américaine des Grands Lacs, 30.3 %; région américaine de l'Atlantique et du Golfe, 5.6 %. Les principales marchandises acheminées vers chacune de ces régions s'établissaient comme suit: région américaine du Pacifique, la pierre à chaux (903,356 tonnes), le papier journal (669,408 tonnes), le bois de construction et le bois en grumes (766,908 tonnes) ont compté pour 2,339,672 tonnes ou 62.3 % du tonnage total (3,756,173 tonnes) dirigé vers cette région; région américaine des Grands Lacs, le minerai et les concentrés de fer (21,046,038 tonnes), la dolomite (968,765 tonnes),

aggregating to 26,333,348 tons or 95.2% of the total 27,661,809 tons loaded for that region; United States Atlantic and Gulf, iron ore and concentrates (6,696,417 tons), crude petroleum (1,025,705 tons), gypsum (4,473,125 tons), lumber and timber (1,163,450 tons) and newsprint paper (625,792 tons), aggregating to 13,984,489 tons or 89.6% of the total 15,614,832 tons handled for that United States region.

In 1976, cargo tons transported by water to Japan increased to 23,580,978 tons from the 22,708,490 tons shipped in 1975. Although decreases occurred in loadings of bituminous coal (9,502,061 tons in 1976 compared to 10,801,579 tons in 1975) and potash (501,220 tons in 1976 compared to 657,415 tons in 1975), large increases were registered in shipments of grains (2,859,524 tons in 1976 compared to 2,601,569 tons in 1975), iron ore (5,458,991 tons in 1976 compared to 4,520,595 tons in 1975), lumber and timber (866,956 tons in 1976 and 606,490 tons in 1975).

In 1976, the commodities that ranked as the four largest in terms of total tonnage loaded consisted of iron ore (50,348,540 tons), wheat (12,766,579 tons), bituminous coal (10,816,484 tons), lumber and timber (4,756,019 tons), amounting to 78,687,622 tons or 62.2% of total shipments.

Unloadings

In 1976, the volume of cargoes unloaded at Canadian ports fell by 11.4% to 62,253,074 tons from the 70,301,035 tons in 1975. Unloadings in the Atlantic area were down 15.1% (32,810,299 tons from the 38,655,972 tons received last year) followed by a 9.0% loss in tonnages handled at the Ontario Great Lakes ports (24,768,667 tons from 27,206,824 tons in 1975). However, shipments to the Pacific area showed a slight increase of 5.3% (4,674,108 tons from 4,438,239 tons in 1975).

Cargo originating from the United States ports decreased to 32,551,261 tons in 1976. Shipments of bituminous coal and iron ore and concentrates unloaded from the United States Great Lakes region showed losses of 7.5% (15,604,332 tons in 1976 compared to 16,875,505 tons in 1975) and 24.0% (3,144,390 tons in 1976 compared to 4,138,247 tons in 1975) respectively, while unloadings of phosphate rock from the United States Atlantic and Gulf region presented a decline of 24.1% (1,181,480 tons in 1976 compared to 1,556,353 tons in 1975).

le sel (1,561,001 tonnes), le mazout (1,876,524 tonnes) et le ciment (881,020 tonnes) ont figuré pour 26,333,348 tonnes ou 95.2 % du tonnage total (27,661,809 tonnes) chargé à destination de cette région; région américaine de l'Atlantique et du Golfe, le minerai et les concentrés de fer (6,696,417 tonnes), le pétrole brut (1,025,705 tonnes), le gypse (4,473,125 tonnes), le bois de construction et le bois en grumes (1,163,450 tonnes) et le papier journal (625,792 tonnes) sont intervenus pour 13,984,489 tonnes ou 89.6 % du tonnage total (15,614,832 tonnes) acheminé vers cette région américaine.

En 1976, le tonnage des marchandises transportées par eau au Japon a augmenté pour atteindre 23,580,978 tonnes, contre 22,708,490 tonnes en 1975. On a observé une baisse des chargements de charbon bitumineux (9,502,061 tonnes en 1976 contre 10,801,579 tonnes en 1975) et de potasse (501,220 tonnes en 1976 contre 657,415 tonnes en 1975), mais un gain important sur le chapitre des livraisons de céréales (2,859,524 tonnes en 1976 contre 2,601,569 tonnes en 1975), de minerai de fer (5,458,991 tonnes en 1976 contre 4,520,595 tonnes en 1975), de bois de construction et de bois en grumes (866,956 tonnes en 1976 et 606,490 tonnes en 1975).

En 1976, les quatre premiers produits en ordre de tonnage total chargé ont été le minerai de fer (50,348,540 tonnes), le blé (12,766,579 tonnes), le charbon bitumineux (10,816,484 tonnes), le bois de construction et le bois en grumes (4,756,019 tonnes), intervenant pour 78,687,622 tonnes ou 62.2 % des livraisons totales.

Déchargements

En 1976, le volume des marchandises déchargées dans les ports canadiens est tombé à 62,253,074 tonnes contre 70,301,035 tonnes en 1975, une baisse de 11.4 %. La région de l'Atlantique a connu une diminution de 15.1 % des déchargements (32,810,299 tonnes contre 38,655,972 tonnes l'année précédente) suivie par les ports ontariens des Grands Lacs qui ont, pour leur part enregistré un recul de 9.0 % (24,768,667 tonnes contre 27,206,824 tonnes en 1975). Toutefois, les livraisons à destination de la région du Pacifique ont affiché une légère augmentation de 5.3 % (4,674,108 tonnes contre 4,438,239 tonnes en 1975).

En 1976, le tonnage des marchandises en provenance des ports américains a diminué pour s'établir à 32,551,261 tonnes. Les livraisons de charbon bitumineux et de minerai et concentrés de fer provenant de la région américaine des Grands Lacs ont accusé des baisses respectives de 7.5 % (15,604,332 tonnes en 1976 contre 16,875,505 tonnes en 1975) et de 24.0 % (3,144,390 tonnes en 1976 contre 4,138,247 tonnes en 1975), alors que les déchargements de roche phosphatée en provenance de la région américaine de l'Atlantique et du Golfe marquaient un fléchissement de 24.1 % (1,181,480 tonnes en 1976 contre 1,556,353 tonnes en 1975).

Crude petroleum unloaded in the Canadian Atlantic region declined by 14.5% to 18,673,038 tons from the 21,834,416 tons unloaded in 1975. Shipments of this commodity loaded at Middle East countries dropped with Iran shipping 5,910,985 tons (7,345,146 tons in 1975), Kuwait 299,044 tons (1,395,103 tons in 1975) and Saudia Arabia 4,182,895 tons (5,912,622 tons in 1975). Crude petroleum represented 30.0% of all commodities handled from foreign origin at Canadian ports in 1976.

Other commodities which represented a significant portion of Canada's inbound cargoes were grains, amounting to 3,187,601 tons, alumina and bauxite ores 2,037,076 tons, sand and gravel 1,419,306 tons, limestone 3,251,219 tons, fuel oil 1,295,699 tons and containerized freight 2,583,603 tons.

Les déchargements de pétrole brut dans la région canadienne de l'Atlantique ont diminué de 14.5 % pour s'établir à 18,673,038 tonnes contre 21,834,416 tonnes en 1975. Les livraisons en provenance du Moyen-Orient ont baissé sensiblement, l'Iran livrant 5,910,985 tonnes de pétrole brut (7,345,146 tonnes en 1975), le Koweït 299,044 tonnes (1,395,103 tonnes en 1975) et l'Arabie Saoudite 4,182,895 tonnes (5,912,622 tonnes en 1975). En 1976, le pétrole brut représentait 30.0 % de toutes les marchandises en provenance de l'étranger manutentionnées dans les ports canadiens.

Parmi les autres produits représentant une part importante des marchandises déchargées au Canada, on compte les céréales (3,187,601 tonnes), l'alumine et la bauxite (2,037,076 tonnes), le sable et le gravier (1,419,306 tonnes), la pierre à chaux (3,251,219 tonnes), le mazout (1,295,699 tonnes) et le fret conteneurisé (2,583,603 tonnes).

ALPHABETIC LISTING OF COUNTRIES AND SUMMARY OF TONNAGE LOADED AND UNLOADED FOR 1976

COUNTRY	LOADED AT CANADIAN PORTS		UNLOADED AT CANADIAN PORTS		TOTAL
	TONNAGE	SEE PAGE	TONNAGE	SEE PAGE	
ALGERIA.....	298,242	39	575,165	130	873,407
ANGOLA.....	1,124	39	18,479	130	19,603
ARGENTINA.....	149,906	65	14,458	151	164,364
AUSTRALIA.....	1,029,334	59	1,121,479	148	2,150,813
BAHAMAS.....	-	-	137,209	155	137,209
BAHRAIN.....	519	25	15	125	534
BANGLADESH.....	217,920	63	19,522	150	237,442
BARBADOS.....	28,606	77	11,084	156	39,690
BELGIUM-LUXEMB.....	3,585,545	4	631,301	105	4,216,846
BELIZE.....	1,917	76	7,772	156	9,689
BENIN.....	1,136	40	-	-	1,136
BERMUDA.....	15,115	74	92	155	15,207
BR. OCEANIA NES.....	1	63	-	-	1
BRAZIL.....	1,874,086	66	753,260	152	2,627,346
BULGARIA.....	13,286	23	21	123	13,307
CAMEROON.....	2,953	40	2,678	130	5,631
CHILE.....	120,700	67	43,041	153	163,741
COLOMBIA.....	155,218	68	6,548	154	161,766
COSTA RICA.....	35,413	86	20	157	35,433
CUBA.....	1,026,452	86	206,412	157	1,232,864
CYPRUS.....	15,552	25	-	-	15,552
DENMARK.....	321,851	6	2,631	108	324,482
DOMINICAN REP.....	24,290	87	33,359	157	57,649
ECUADOR.....	31,990	70	908	154	32,898
EL SALVADOR.....	17,558	89	2,562	158	20,120
EMIRATES U.A.....	8,242	26	-	-	8,242
ETHIOPIA.....	23,633	27	225	125	23,858
FIJI.....	716	61	225	149	941
FINLAND.....	111,546	6	28,636	108	140,182
FR. AFRICA NES.....	695	41	131,675	130	132,370
FR. OCEANIA.....	1,340	63	-	-	1,340
FR. WEST INDIES.....	1,883	89	-	-	1,883
FRANCE.....	2,059,935	7	190,142	108	2,250,077
GABON.....	283	41	1,016,765	131	1,017,048
GAMBIA, THE.....	101	32	-	-	101
GERMANY EAST.....	532,802	23	60	123	532,862
GERMANY WEST.....	4,376,549	9	248,613	110	4,625,162
GHANA.....	99,754	32	2,844	126	102,598
GIBRALTAR.....	1,700	4	-	-	1,700
GREECE.....	72,347	12	168,783	114	241,130
GREENLAND.....	7,671	94	6,633	159	14,304
GUATEMALA.....	21,737	89	46,121	158	67,858
GUINEA.....	2,592	41	570,023	131	572,615
GUYANA.....	10,519	64	21,990	151	32,509
HAITI.....	70,839	90	114	158	70,953
HONDURAS.....	29,926	90	2	158	29,928
HONG KONG.....	100,410	46	57,229	132	157,639
ICELAND.....	599	13	-	-	599
INDIA.....	876,052	47	53,371	134	929,423
INDONESIA.....	204,122	51	31,040	138	235,162
IRAN.....	262,797	27	5,910,985	125	6,173,782
IRAQ.....	204,345	27	-	-	204,345
IRELAND.....	106,483	13	15,118	114	121,601
ISRAEL.....	269,123	28	52,143	125	321,266
ITALY.....	5,470,145	14	167,221	114	5,637,366
IVORY COAST.....	17,848	42	5,542	131	23,390
JAMAICA.....	71,504	79	70,067	156	141,571
JAPAN.....	23,580,978	53	986,802	139	24,567,780
JORDAN.....	7,975	28	-	-	7,975
KENYA.....	12,337	33	20,197	126	32,534
KOREA - NORTH.....	10,837	55	-	-	10,837
KOREA - SOUTH.....	670,394	56	91,619	142	762,013
KUWAIT.....	19,634	28	299,044	125	318,678
LEBANON.....	6,909	29	8	125	6,917
LEE-WIND IS.....	26,462	81	1,451	156	27,913
LIBERIA.....	2,078	43	493,585	131	495,663
LIBYA.....	14,661	29	625,528	125	640,189
MADAGASCAR.....	82	43	-	-	82
MALAYSIA.....	47,438	48	62,567	136	110,005
MALTA AND GOZO.....	21,589	4	-	-	21,589
MAURITIUS-DEP.....	2,958	34	22,546	127	25,504
MEXICO.....	307,570	91	399,296	158	706,866
MOROCCO.....	33,852	43	11,027	131	44,879
MOZAMBIQUE.....	67,883	43	53,049	131	120,932
NETH. ANTILLES.....	768	92	125,959	158	126,727
NETHERLANDS.....	9,382,922	16	269,961	117	9,652,883
NEW ZEALAND.....	218,755	61	62,958	149	281,713
NICARAGUA.....	6,736	92	2,076	159	8,812
NIGERIA.....	23,327	34	1,342	127	24,669
NORWAY.....	192,774	20	32,694	118	225,468
PAKISTAN.....	80,606	49	3,788	137	84,394

ALPHABETIC LISTING OF COUNTRIES AND SUMMARY OF TONNAGE LOADED AND UNLOADED FOR 1976

COUNTRY	LOADED AT CANADIAN PORTS		UNLOADED AT CANADIAN PORTS		TOTAL
	TONNAGE	SEE PAGE	TONNAGE	SEE PAGE	
PANAMA.....	16,136	92	7	139	16,143
PEOPLE R CHINA.....	1,426,507	51	171	133	1,426,678
PERU.....	156,410	70	1,597	154	158,007
PHILIPPINES.....	221,306	56	64,083	144	285,389
POLAND.....	1,045,413	23	91,977	123	1,137,390
PORT. AF. NES.....	517	44	-	-	517
PORT. ASIA.....	221	57	-	-	221
PORTUGAL.....	134,814	20	30,264	119	165,078
PUERTO RICO.....	156,019	93	1,082	159	157,101
QATAR.....	215	26	-	-	215
ROMANIA.....	98,574	24	3,448	124	102,022
SAUDI ARABIA.....	33,561	29	4,182,906	126	4,216,467
SENEGAL.....	4,445	44	-	-	4,445
SIERRA LEONE.....	322	38	83,270	130	83,592
SINGAPORE.....	132,674	50	43,874	137	176,548
SOMALIA.....	20,465	30	20	126	20,485
SOUTH AFRICA.....	247,262	34	429,593	127	676,855
SPAIN.....	1,734,623	20	148,298	119	1,932,921
SPANISH AFRICA.....	56	45	-	-	56
SRI LANKA.....	111,556	46	16,643	132	128,199
ST. PIERRE-MIC.....	68,634	94	706	159	69,340
SUDAN.....	4,637	31	-	-	4,637
SURINAM.....	117	72	55,524	155	55,641
SWEDEN.....	217,286	22	150,637	122	367,923
SYRIA.....	21,224	31	-	-	21,224
TAIWAN.....	318,241	57	99,637	145	417,878
TANZANIA.....	65,457	38	16,627	130	82,084
THAILAND.....	105,591	58	3,605	147	109,196
TOGO.....	11,849	45	-	-	11,849
TRINIDAD-TOBAG.....	100,397	83	1,093,622	156	1,194,019
TUNISIA.....	132,706	45	-	-	132,706
TURKEY.....	161,732	31	12,885	126	174,617
UNITED STATES.....	47,349,849	96	32,551,261	159	79,901,110
U.A.R. - EGYPT.....	184,358	31	123,298	126	307,656
U.S. OCEANIA.....	1,987	63	20	150	2,007
UNITED KINGDOM.....	9,653,335	1	912,375	102	10,565,710
URUGUAY.....	14,381	72	2	155	14,383
U.S.S.R.....	3,394,820	24, 59	150,771	124	3,545,591
VENEZUELA.....	223,980	72	6,019,751	155	6,243,731
YEMEN P.D.R.....	432	25	-	-	432
YUGOSLAVIA.....	113,009	25	12,489	124	125,498
ZAIRE.....	430	40	3,551	130	3,981
TOTAL	126,562,025		62,253,074		188,815,099

LISTE ALPHABETIQUE DES PAYS ET SOMMAIRE DES CHARGEMENTS ET DECHARGEMENTS EN TONNES POUR 1976

PAYS	MARCHANDISES CHARGÉES DANS LES PORTS CANADIENS		MARCHANDISES DECHARGÉES DANS LES PORTS CANADIENS		TOTAL
	TONNAGE	VOIR LA PAGE	TONNAGE	VOIR LA PAGE	
AFRIQUE DU SUD	517	44	-	-	517
AFRIQUE ESPAG.	247,262	34	429,593	127	676,855
AFRIQUE FR.NCA.	56	45	-	-	56
ALGERIE	695	41	131,075	130	132,370
	298,242	39	575,165	130	873,407
ALLEMAGNE O.	4,376,549	9	248,613	110	4,625,162
ALLEMAGNE, EST.	532,802	23	60	123	532,862
ANGOLA	1,124	39	18,479	130	19,603
ANTILLES FR.	1,883	89	-	-	1,883
ANTILLES NEERL.	768	92	125,959	158	126,727
ARABIE SAOUDITE	33,561	29	4,182,906	126	4,216,467
ARGENTINE	149,906	65	14,458	151	164,364
ASIE PORT.	221	57	-	-	221
AUSTRALIF.	1,029,334	59	1,121,479	148	2,150,813
BAHREIN	519	25	15	125	534
BANGLAOESH.	217,920	63	19,522	150	237,442
BARBADE	28,606	77	11,084	156	39,690
BELGIQUE-LUX.	3,585,545	4	631,301	105	4,216,846
BELIZE	1,917	76	7,772	156	9,689
BENIN	1,136	40	-	-	1,136
BERMUDES	15,115	74	92	155	15,207
BRESIL	1,874,086	66	753,260	152	2,627,346
BULGARIE	13,286	23	21	123	13,307
CAMEROUN	2,953	40	2,678	130	5,631
CHILI	120,700	67	43,041	153	163,741
CHYPRE	15,552	25	-	-	15,552
COLOMBIE	155,218	68	6,548	15A	161,766
COREE DU NORD	10,837	55	-	-	10,837
COREE DU SUD	670,394	56	91,619	142	762,013
COSTA-RICA	35,413	86	20	157	35,433
COTE-D'IVOIRE	17,848	42	5,542	131	23,390
CUBA	1,026,452	86	206,412	157	1,232,864
DANEMARK	321,851	6	2,631	108	324,482
ETATS-UNIS	47,349,849	96	32,551,261	159	79,901,110
FILIPINES	8,242	26	-	-	8,242
EQUATEUR	31,990	70	908	154	32,898
ESPAGNE	1,784,623	20	148,298	119	1,932,921
ETHIOPIE	23,633	27	225	125	23,858
FIDJI	716	61	225	149	941
FINLANDE	111,546	6	28,636	108	140,182
FRANCE	2,059,935	7	190,142	108	2,250,077
GABON	283	41	1,016,765	131	1,017,048
GAMBIE, LA	101	32	-	-	101
GHANA	99,754	32	2,844	126	102,598
GIBRALTAR	1,700	4	-	-	1,700
GRECE	72,347	12	168,783	114	241,130
GROENLAND	7,671	94	6,633	159	14,304
GUATEMALA	21,737	89	46,121	158	67,858
GUINEE	2,592	41	570,023	131	572,615
GUYANE	10,519	64	21,990	151	32,509
HAITI	70,839	90	114	158	70,953
HONOURAS	29,926	90	2	158	29,928
HONG-KONG	100,410	46	57,229	132	157,639
I. LEEUWIND	26,462	81	1,451	156	27,913
ILES BAHAMAS	-	-	137,209	155	137,209
INDE	876,052	47	53,371	134	929,423
INDONESIE	204,122	51	31,040	138	235,162
IRAK	204,345	27	-	-	204,345
IRAN	262,797	27	5,910,985	125	6,173,782
IRLANDE	106,483	13	15,118	114	121,601
ISLANDE	599	13	-	-	599
ISRAEL	269,123	28	52,143	125	321,266
ITALIE	5,470,145	14	167,221	114	5,637,366
JAMAIQUE	71,504	79	70,067	156	141,571
JAPON	23,580,978	53	986,802	139	24,567,780
JORDANIE	7,975	28	-	-	7,975
KENYA	12,337	33	20,197	126	32,534
KWEIT	19,634	28	299,044	125	318,678
LIBAN	6,909	29	8	125	6,917
LIBERIA	2,078	43	493,585	131	495,663
LIBYE	14,661	29	625,528	125	640,189
MADAGASCAR	82	43	-	-	82
MALAISIE	47,438	48	62,567	136	110,005
MALTE ET GOZZO	21,589	4	-	-	21,589
MAROC	33,852	43	11,027	131	44,879
MAURICE ET DEP.	2,958	34	22,546	127	25,504
MEXIQUE	307,570	91	399,296	158	706,866
MICRONESIE	27,988	83	58,049	131	86,037
MORISQUA	6,736	82	2,076	139	8,812

LISTE ALPHABETIQUE DES PAYS ET SOMMAIRE DES CHARGEMENTS ET DECHARGEMENTS EN TONNES POUR 1976

PAYS	MARCHANDISES CHARGÉES DANS LES PORTS CANADIENS		MARCHANDISES DECHARGÉES DANS LES PORTS CANADIENS		TOTAL
	TONNAGE	VOIR LA PAGE	TONNAGE	VOIR LA PAGE	
NIGERIA.....	23,327	34	1,342	137	24,669
NORVEGE.....	192,774	20	32,694	118	225,468
NOUV.-ZELANDE.....	218,755	61	62,958	149	281,713
OCEANIE BRUNDA.....	1	63	-	-	1
OCEANIE E-U.....	1,987	63	20	150	2,007
OCEANIE FR.....	1,340	63	-	-	1,340
PAKISTAN.....	80,606	49	3,788	137	84,394
PANAMA.....	16,136	92	7	159	16,143
PAYS-BAS.....	9,382,922	16	269,961	117	9,652,883
PEROU.....	156,410	70	1,597	154	158,007
PHILIPPINES.....	321,306	56	64,083	144	385,389
POLOGNE.....	1,045,413	23	91,977	123	1,137,390
PORTO-RICO.....	156,019	93	1,082	159	157,101
PORTUGAL.....	134,814	20	30,264	119	165,078
QATAR.....	215	26	-	-	215
R. DOMINICAINE.....	24,290	87	33,359	157	57,649
R.A.U.-EGYPTE.....	184,358	31	123,298	126	307,656
REP.POP. CHINE.....	1,426,507	51	171	138	1,426,678
ROUMANIE.....	98,574	24	3,448	124	102,022
ROYAUME-UNI.....	9,653,335	1	912,375	102	10,565,710
SALVADOR.....	17,558	89	2,562	158	20,120
SENEGAL.....	4,445	44	-	-	4,445
SIERRA LEONE.....	322	38	83,270	130	83,592
SINGAPOUR.....	132,674	50	43,874	137	176,548
SOMALIE.....	20,465	30	20	126	20,485
SOUDAN.....	4,637	31	-	-	4,637
SRI LANKA.....	111,556	46	16,643	132	128,199
ST-PIERRE-MIC.....	68,634	94	706	159	69,340
SUEDE.....	217,286	22	150,637	122	367,923
SURINAM.....	117	72	55,524	155	55,641
SYRIE.....	21,224	31	-	-	21,224
TAIWAN.....	318,241	57	99,637	145	417,878
TANZANIE.....	65,457	38	16,627	130	82,084
THAÏLANDE.....	105,591	58	3,605	147	109,196
TOGO.....	11,849	45	-	-	11,849
TRINIDAD TOBAG.....	100,397	83	1,093,622	156	1,194,019
TUNISIE.....	132,706	45	-	-	132,706
TURQUIE.....	161,732	31	12,885	126	174,617
U.R.S.S.....	3,394,820	24,59	150,771	124	3,545,591
URUGUAY.....	14,381	72	2	155	14,383
VENEZUELA.....	223,980	72	6,019,751	155	6,243,731
YEMEN R.D.P.....	432	25	-	-	432
YOUgosLAVIE.....	113,009	25	12,489	124	125,498
ZAIRE.....	430	40	3,551	130	3,981
TOTAL.....	126,562,025		62,253,074		188,815,099

TABLE 1. CARGOES LOADED AT CANADIAN PORTS FOR FOREIGN COUNTRIES, IN 1976.

TABLEAU 1. MARCHANDISES CHARGÉES DANS LES PORTS CANADIENS A DESTINATION DE PAYS ÉTRANGERS, EN 1976.		ATLANTIC	GREAT LAKES	PACIFIC	TOTAL	IMMATRIC.	PAYS DE DESTINATION
COUNTRY OF DESTINATION AND KIND OF CARGO	REGISTRY OF VESSEL	ATLANTIQUE	GRANDS LACS	PACIFIQUE	TOTAL	DU NAVIRE	ET MARCHANDISE
UNITED KINGDOM	PANAM	75			75	PANAM	ROYAUME-UNI
MEAT, FRESH OR FROZEN	U K			115	115	R U	VIANDE, FRAICHE / CONG.
FISH, FRESH OR FROZEN	DENMK			10	10	DANMK	POISSON, FRAIS OU CONG.
	NORW	480			480	NORV	
	JAPAN			46	46	JAPON	
	PANAM	29			29	PANAM	
COMMODITY TOTAL		509		171	680		TOTAL DE MARCHANDISE
FISH, CANNED	GER			72	72	ALL	POISSON EN BOITES
	GREEK			4	4	GREQ	
COMMODITY TOTAL				76	76		TOTAL DE MARCHANDISE
BARLEY	U K	23,348			23,348	R U	ORGE
	GER	4,517	437		4,954	ALL	
	GREEK	49,114			49,114	GREQ	
	NETH	20,104			20,104	P.BAS	
	LIBER	11,928			11,928	LIBER	
COMMODITY TOTAL		109,011	437		109,448		TOTAL DE MARCHANDISE
CCRN	U K	5,040			5,040	R U	MAIS
	DEANMK	25,925			25,925	DANMK	
	GREEK	16,143			16,143	GREQ	
	NORW	20,955			20,955	NORV	
	LIBER	19,902			19,902	LIBER	
	PANAM	10,752			10,752	PANAM	
	OTHER	37,111			37,111	AUTRE	
COMMODITY TOTAL		135,828			135,828		TOTAL DE MARCHANDISE
OATS	U K	1,697			1,697	R U	AVOINE
	GREEK		637		637	GREQ	
COMMODITY TOTAL		1,697	637		2,334		TOTAL DE MARCHANDISE
RYE	GER	4,226			4,226	ALL	SEIGLE
	OTHER	3,991			3,991	AUTRE	
COMMODITY TOTAL		8,217			8,217		TOTAL DE MARCHANDISE
WHEAT	U K	189,508			189,508	R U	BLE
	DENMK	26,994			26,994	DANMK	
	GER	95,450	6,739		102,189	ALL	
	GREEK	252,774			252,774	GREQ	
	NETH	27,465			27,465	P.BAS	
	NORW	274,151			274,151	NORV	
	SWEDN	64,546			64,546	SUEDE	
	LIBER	371,575			371,575	LIBER	
	PANAM	57,895			57,895	PANAM	
	OTHER	94,047			94,047	AUTRE	
COMMODITY TOTAL		1,454,405	6,739		1,461,144		TOTAL DE MARCHANDISE
POTATOES	JAPAN	923			923	JAPON	POMMES DE TERRE
	OTHER	760			760	AUTRE	
COMMODITY TOTAL		1,683			1,683		TOTAL DE MARCHANDISE
VEGETABLES, FRESH	JAPAN	206			206	JAPON	LEGUMES, FRAIS
VEGETABLES, FROZEN	DENMK	2,809			2,809	DANMK	LEGUMES, CONGÉLÉS
	GREEK	1,134			1,134	GREQ	
	JAPAN	1,240			1,240	JAPON	
	PANAM	2,185			2,185	PANAM	
	OTHER	7,738			7,738	AUTRE	
COMMODITY TOTAL		15,106			15,106		TOTAL DE MARCHANDISE
VEGETABLES, DRIED	OTHER	61	700		761	AUTRE	LEGUMES, SECS
SOYA, OIL MEAL, CAKE	OTHER		47,622		47,622	AUTRE	FARINE TORT.GR.SOYA
FEEDS OF ANIMAL ORIGIN	DENMK	400			400	DANMK	PROV.D'ORIGINE ANIMALE
	NORW	275			275	NORV	
COMMODITY TOTAL		675			675		TOTAL DE MARCHANDISE
CCNC, COMPLETE FEEDS	U K	15,332	14,061		29,393	R U	CONC., PROV.COMPLETES
	GER		54,542		54,542	ALL	
	GREEK		28,712	8,540	37,252	GREQ	
	ITALY		13,580		13,580	ITAL	
	NORW			9,524	9,524	NORV	
	SWEDN			4,592	4,592	SUEDE	
	LIBER		27,364		27,364	LIBER	
	OTHER		38,111		38,111	AUTRE	
COMMODITY TOTAL		15,332	176,370	22,656	214,358		TOTAL DE MARCHANDISE
TOBACCO NES	GREEK		199		199	GREQ	TABACS NOA
RAPESEED	U K		1,148		1,148	R U	GRAINE DE COLZA
	OTHER		551		551	AUTRE	
COMMODITY TOTAL			1,699		1,699		TOTAL DE MARCHANDISE
SOYA BEANS	U K	4,193			4,193	R U	GRAINE DE SOYA
	GREEK	37,402			37,402	GREQ	
	NORW	4,189			4,189	NORV	
	OTHER	576			576	AUTRE	
COMMODITY TOTAL		46,360			46,360		TOTAL DE MARCHANDISE
BOLTS, ROUND TIMBER	GER	1,600			1,600	ALL	BILLOTS, BCIS RONS
IRON ORE AND CONC	U K	1,281,413			1,281,413	R U	MINÉRAI, CONC. DE FER
	GREEK	178,980			178,980	GREQ	
	ITALY	16,677			16,677	ITAL	
	NORW	1,002,020			1,002,020	NORV	
	SWEDN	74,933			74,933	SUEDE	
	LIBER	1,167,349			1,167,349	LIBER	
	JAPAN	91,624			91,624	JAPON	
	PANAM	35,077			35,077	PANAM	
	OTHER	74,404			74,404	AUTRE	
COMMODITY TOTAL		3,922,477			3,922,477		TOTAL DE MARCHANDISE
LEAD ORE AND CONC.	U K			3,400	3,400	R U	MINÉRAI, CONC. DE FLOMB

TABLE 1. CARGOES LOADED AT CANADIAN PORTS FOR FOREIGN COUNTRIES, IN 1976.

TABLEAU 1. MARCHANDISES CHARGÉES DANS LES PORTS CANADIENS A DESTINATION DE PAYS ÉTRANGERS, EN 1976.								
COUNTRY OF DESTINATION AND KIND OF CARGO	REGISTRY OF VESSEL	ATLANTIC ATLANTIQUE	GREAT LAKES GRANDS LACS	PACIFIC PACIFIQUE	TOTAL TOTAL	IMMATIC. OU NAVIRE	PAYS DE DESTINATION ET MARCHANDISE	
UNITED KINGDOM CONT.							ROYAUME-UNI SUITE	
	GREEK NORW	4,039		2,315	2,315	GRECQ NORV		
COMMODITY TOTAL		4,039		7,800	11,839			
TITANIUM ORE	U K	22,960		13,515	17,554	R U	TOTAL DE MARCHANDISE MINÉRAI DE TITANE	
ZINC ORE AND CONC.	U K	8,288			8,288	R U	MINÉRAI, CONC. DE ZINC	
	GREEK NORW	4,034		4,861	4,861	GRECQ NORV		
COMMODITY TOTAL	LIBER	5,938			4,034	LIBER		
DRES AND CONC.NES	OTHER	8,945			5,938	AUTRE	TOTAL DE MARCHANDISE MINÉRAIS ET CONC.NDA	
		27,205		4,861	32,066			
COMMODITY TOTAL	U K			1,788	1,788	R U		
IRON AND STEEL SCRAP	GER			61	61	ALL	TOTAL DE MARCHANDISE DÉCHETS DE FER, ACIER	
	LIBER			53	53	LIBER		
				1,902	1,902			
COMMODITY TOTAL	GER		5,840		21	ALL	TOTAL DE MARCHANDISE DÉCHETS METAL.NON FER.	
NON-FERROUS MET. SCRAP	GREEK		5,840	21	5,861	GRECQ	POUS. GUEUL. SCOR. PROD.	
SLAG, DROSS, BY-PRODUCTS	OTHER	1,957			1,957	AUTRE		
	GREEK	22,432			22,432	GRECQ		
COMMODITY TOTAL	LIBER	35,280			35,280	LIBER		
ASBESTOS	OTHER	5,600			5,600	AUTRE	TOTAL DE MARCHANDISE AMIANTE	
		63,312			63,312			
COMMODITY TOTAL	GER			235	235	ALL		
SULPHUR IN ORES	LIBER			121	121	LIBER	TOTAL DE MARCHANDISE SOUFRE EN MINÉRAI	
CRUDE, NON-MET. MIN. NES				356	356		MIN. NON-MET. BRUTS NDA	
	LIBER		5,522	86,477	86,477	LIBER		
COMMODITY TOTAL	U K	5,238			5,238	R U		
LUMBER AND TIMBER	LIBER	5,238			3,498	LIBER		
	OTHER		9,020		5,238	AUTRE	TOTAL DE MARCHANDISE BOIS OEUVRE ET CHARP.	
		10,788		273,356	284,144			
COMMODITY TOTAL	U K	1,200			1,200	R U		
SHINGLES AND SHAKES	DENMK	7,683			52,682	DANMK		
	GER	18,365		44,999	132,013	ALL		
	GREEK			132,013	150,378	GRECQ		
	NETH			18,368	18,368	P. BAS		
	ACRW	5,278		124,200	129,478	NORV		
	SWEDN	1,306		245,803	247,109	SUEDE		
	LIBER	2,531		23,311	25,842	LIBER		
	PANAM	4,486			4,486	PANAM		
	OTHER	12,556	31	87,165	99,752	AUTRE		
COMMODITY TOTAL		64,193	31	949,215	1,013,439		TOTAL DE MARCHANDISE BARDEAUT, BARDE. PACAGE	
	NETH			6	6	P. BAS		
	NORV			35	35	NORV		
	SWEDN			182	182	SUEDE		
COMMODITY TOTAL				223	223		TOTAL DE MARCHANDISE PLACAGES, CONTRE-PLAQ.	
VENEER, PLYWOOD	U K			2,789	2,789	R U		
	GER			3,923	3,923	ALL		
	GREEK			7,333	7,333	GRECQ		
	NETH			2,543	2,543	P. BAS		
	NORV			7,835	7,835	NORV		
	SWEDN			36,474	36,474	SUEDE		
	LIBER			6,182	6,182	LIBER		
	OTHER	2,309		8,741	11,050	AUTRE		
COMMODITY TOTAL		2,309		75,820	78,129		TOTAL DE MARCHANDISE DEMI-PRODUITS EN BOIS	
WOOD FAB. MATERIALS	U K	200			200	R U	DEMI-PRODUITS EN BOIS	
PULP	U K	76,340		131,319	207,659	R U	PATE	
	DENMK	2,332	2,806		5,138	DANMK		
	GER	15,852		12,687	28,539	ALL		
	GREEK	8,253	8,398	13,420	30,071	GRECQ		
	NETH			1,388	1,388	P. BAS		
	NORV	13,129	7,573	139,601	160,303	NORV		
	SWEDN	1,318		15,468	16,786	SUEDE		
	LIBER	5,740		24,143	29,883	LIBER		
	PANAM	6,167	1,303		7,470	PANAM		
	OTHER	13,698	13,924	70,188	97,810	AUTRE		
COMMODITY TOTAL		142,829	34,004	408,214	585,047		TOTAL DE MARCHANDISE PAPIER JOURNAL	
NEWSPRINT PAPER	U K	167,326			167,326	R U		
	DENMK	8,122			8,122	DANMK		
	GER	26,894			26,894	ALL		
	GREEK	47,580			47,580	GRECQ		
	NORV	59,097		3,140	102,237	NORV		
	SWEDN	16,660			16,660	SUEDE		
	LIBER	23,464			23,464	LIBER		
	PANAM	17,545			17,545	PANAM		
	CAN	6,017			6,017	CAN		
	OTHER	83,419		6,911	90,330	AUTRE		
COMMODITY TOTAL		496,124		10,051	506,175		TOTAL DE MARCHANDISE PAPIER NDA	
PAPER NES	U K	41		2,451	2,492	R U		
	GREEK			10,218	10,218	GRECQ		
	NORV			20,666	20,666	NORV		
	SWEDN			1,030	1,030	SUEDE		
	OTHER			9,187	9,187	AUTRE		
COMMODITY TOTAL		41		43,552	43,593		TOTAL DE MARCHANDISE CARTON	
PAPERBOARD	U K	30,423		24,004	54,427	R U		
	GER	2,925			2,925	ALL		
	GREEK	1,140			1,140	GRECQ		

TABLE 1. CARGES LOADED AT CANADIAN PORTS FOR FOREIGN COUNTRIES, IN 1976.

TABLEAU 1. MARCHANDISES CHARGÉES DANS LES PORTS CANADIENS À DESTINATION DE PAYS ÉTRANGERS, EN 1976.

COUNTRY OF DESTINATION AND KIND OF CARGO	REGISTRY OF VESSEL	ATLANTIC	GREAT LAKES	PACIFIC	TOTAL	IMMATIC. DU NAVIRE	PAYS DE DESTINATION ET MARCHANDISE
		ATLANTIQUE	GRANDS LACS	PACIFIQUE	TOTAL		
UNITED KINGDOM CONT.							ROYAUME-UNI SUITE
	NORW			24,605	24,605	NORV	
	SWEDN	3,676		7,742	11,418	SUEDE	
	LIBER	540		5,763	6,303	LIBER	
	PANAM	343			343	PANAM	
	OTHER	8,174		247	8,421	AUTRE	
COMMODITY TOTAL		47,221		62,361	109,582		TOTAL DE MARCHANDISE
BLOGG. PAPER AND BOARD	OTHER			2,700	2,700	AUTRE	PLAG. CONSTR., PAP/CART.
CORDAGE, TWINE, ROPE	GER			29	29	ALL	CORDAGE, FICELLE, CROUE
ANIMAL OILS, EXC. MARINE	NORW	2,219			2,219	NORV	HUIL. ANIM. SAUF AN. MAR.
FISH, MARINE ANIMAL OIL	NORW	1,102			1,102	NORV	HUIL. DE POISSON, AN. MAR.
VEG. OILS, FATS NES	NORW	3,566	1,000		4,566	NORV	HUIL. MAT. GRAS. VEG. NDA
OILS, FATS, WAXES NES	NORW		2,374		2,374	NORV	HUIL. MAT. GRAS. CIRE NDA
INORGANIC CHEMS. NES	U K	12,872			12,872	R U	PROD. CHIM. INCRG. NDA
	GER			35	35	ALL	
	LIBER			18	18	LIBER	
COMMODITY TOTAL		12,872		53	12,925		TOTAL DE MARCHANDISE
ORGANIC CHEMICALS NES	OTHER		1,000		1,000	AUTRE	PRGD. CHIM. ORGAN. NDA
EXPLOS., FUSES, CAPS	DENMK	252			252	DANMK	EXPLOS., AMGRCS, DET.
POTASH	LIBER			11,155	11,155	LIBER	PGTASSE
SYNTHETIC RUBBER	NORW		6,042		6,042	NORV	CAOUTCHOUC SYNTHETIQUE
PLASTIC MATERIALS	NORW		1,653		1,653	NORV	MATIERES PLASTIQUES
FUEL OIL	ITALY	48,261			48,261	ITAL	MAZOUT
	OTHER	40,624			40,624	AUTRE	
COMMODITY TOTAL		88,885			88,885		TOTAL DE MARCHANDISE
COKE	U K	7,700			7,700	R U	COKE
PIG IRON	U K	11,257			11,257	R U	FER EN GUEUSE
PRIMARY IRON, STEEL NES	OTHER	3,131			3,131	AUTRE	FER, ACIER PRIMAIR. NDA
BAR AND RODS, STEEL	GER		6,525		6,525	ALL	BARRES ET TIGES ACIER
	OTHER	111			111	AUTRE	
COMMODITY TOTAL		111	6,525		6,636		TOTAL DE MARCHANDISE
PLATE & SHEET STEEL	GREEK	8,990	15,167		24,157	GRECQ	TOLES, FEUILLES D'ACIER
	LIBER			1	1	LIBER	
	OTHER	29	7,492	1	7,522	AUTRE	
COMMODITY TOTAL		9,019	22,659	2	31,680		TOTAL DE MARCHANDISE
ALUMINUM	U K	5,521			5,521	R U	ALUMINIUM
	SWEDN	1,750			1,750	SUEDE	
	OTHER	8,528			8,528	AUTRE	
COMMODITY TOTAL		15,799			15,799		TOTAL DE MARCHANDISE
LEAD AND ALLOYS	U K			1,250	1,250	R U	PLOMB ET ALLIAGES
	GER			2,107	2,107	ALL	
	NORW			6,241	6,241	NORV	
	OTHER			4	4	AUTRE	
COMMODITY TOTAL				9,602	9,602		TOTAL DE MARCHANDISE
NICKEL AND ALLOYS	U K	1,950			1,950	R U	NICKEL ET ALLIAGES
ZINC AND ALLOYS	U K			1,258	1,258	R U	ZINC ET ALLIAGES
	DENMK	10			10	DANMK	
	GER			7,165	7,165	ALL	
	NORW	2,602		17,025	19,627	NORV	
	LIBER			4,531	4,531	LIBER	
	OTHER			4,504	4,504	AUTRE	
COMMODITY TOTAL		2,612		34,483	37,095		TOTAL DE MARCHANDISE
NON-FERROUS METALS NES	DENMK	21			21	DANMK	METEAUX NON-FERREUX NDA
	NORW	11			11	NORV	
	OTHER	32			32		TOTAL DE MARCHANDISE
METAL FAB. BASIC PROD.	U K			3,024	3,024	R U	OUVR. DE BASE EN METAL
MACHINERY NES	U K	35			35	R U	MACHINES NDA
	GER	9			9	ALL	
	GREEK	468			468	GRECQ	
	NETH	56			56	P. BAS	
	OTHER		90		90	AUTRE	
COMMODITY TOTAL		568	90		658		TOTAL DE MARCHANDISE
PASS. AUTOS AND CHASSIS	U K	1			1	R U	VOITURES PART., CHASSIS
ROAD MOTOR VEH. NES	U K	2			2	R U	VEH. AUTOM. ROUTIERS NDA
SHIPS, AIRCRAFT, MIS. VEH.	GER			34	34	ALL	NAVIGES, AVIONS, VEH. OTV
	SWEDN			16	16	SUEDE	
	OTHER			1	1	AUTRE	
COMMODITY TOTAL				51	51		TOTAL DE MARCHANDISE
RUBBER TIRES AND TUBES	OTHER	2			2	AUTRE	PNEUS, CHAMBRES A AIR
EQUIPMENT MISC.	GER			7	7	ALL	MATERIEL DIVERS
PERSONAL, HSEHOLD GOODS	GER	31			33	ALL	ART. PERS. ET MENAGERS
	NORW			1	1	NORV	
COMMODITY TOTAL		31			34		TOTAL DE MARCHANDISE
GENERAL CARGO	U K	206			206	R U	MARCHANDISES DIVERSES
	GER	55			55	ALL	
COMMODITY TOTAL		261			261		TOTAL DE MARCHANDISE
CONTAINERIZED FREIGHT	U K	706,100		16,171	722,271	R U	FRET CONTENEURESE
	DENMK			12,663	12,663	DANMK	
	GER	23,934	615	983	25,532	ALL	
	GREEK			1,519	1,519	GRECQ	
	NETH	1,017			1,017	P. BAS	
	SWEDN	4,199		30,027	34,226	SUEDE	
	LIBER	455			455	LIBER	
	CAN	77			77	CAN	
	OTHER	38,088	24		38,112	AUTRE	
COMMODITY TOTAL		773,870	639	61,363	835,872		TOTAL DE MARCHANDISE
COUNTRY/REGION TOTAL		7,526,112*	325,280*	1,801,943*	9,653,335*		TOTAL DE PAYS/REGION

TABLE 1. CARGOES LOADED AT CANADIAN PORTS FOR FOREIGN COUNTRIES, IN 1976.

TABLEAU 1. MARCHANDISES CHARGÉES DANS LES PORTS CANADIENS À DESTINATION DE PAYS ÉTRANGERS, EN 1976.

COUNTRY OF DESTINATION AND KIND OF CARGO	REGISTRY OF VESSEL	ATLANTIC ATLANTIQUE	GREAT LAKES GRANDS LACS	PACIFIC PACIFIQUE	TOTAL TOTAL	IMMATIC. DU NAVIRE	PAYS DE DESTINATION ET MARCHANDISE
GIBRALTAR PCTATOES	DENMK	1,700			1,700	DANMK	GIBRALTAR POMMES DE TERRE
COUNTRY/REGION TOTAL		1,700*	*	*	1,700*		TOTAL DE PAYS/REGION
MALTA AND GOZO BUTTER	OTHER	400			400	AUTRE	MALTE ET GOZZO BEURRE
CORN	OTHER	10,548			10,548	AUTRE	MAIS
WHEAT	OTHER	5,481			5,481	AUTRE	BLE
SUGAR, NES	GREEK	4,959			4,959	GRECQ	SUCRE, NDA
METAL FAB. BASIC PROD.	OTHER	201			201	AUTRE	OUVR. DE BASE EN METAL
COUNTRY/REGION TOTAL		21,589*	*	*	21,589*		TOTAL DE PAYS/REGION
BELGIUM-LUXEMB MEAT, FRESH OR FROZEN	PANAM	1			1	PANAM	BELGIQUE-LUX. VIANDE, FRAICHE / CONG.
FISH, FRESH OR FROZEN	DENMK	1,088			1,088	DANMK	POISSON, FRAICHE OU CONG.
	SWEDN			154	154	SUEDE	
COMMODITY TOTAL FISH, CANNED	GER			1	1	ALL	TOTAL DE MARCHANDISE POISSON EN BOITES
	OTHER			352	352	AUTRE	
COMMODITY TOTAL BARLEY	GREEK		11,023		11,023	GRECQ	TOTAL DE MARCHANDISE ORGE
	ITALY	57,232			57,232	ITAL	
	NORW	73,528			73,528	NORV	
	LIBER	12,795			12,795	LIBER	
	PANAM		15,960		15,960	PANAM	
	OTHER	16,305			16,305	AUTRE	
COMMODITY TOTAL CORN	GREEK	3,000			3,000	GRECQ	TOTAL DE MARCHANDISE MAIS
	NORW	53,500	26,983		53,500	NORV	
	SWEDN	7,571			7,571	SUEDE	
COMMODITY TOTAL OATS	U K		13,273		13,273	R U	TOTAL DE MARCHANDISE AVOINE
	DENMK		12,337		12,337	DANMK	
	GREEK		18,222		18,222	GRECQ	
COMMODITY TOTAL WHEAT	DENMK	9,018			9,018	DANMK	TOTAL DE MARCHANDISE BLE
	GER	80,927			80,927	ALL	
	GREEK	45,815			45,815	GRECQ	
	NORW	28,236			28,236	NORV	
	SWEDN	19,853			19,853	SUEDE	
	LIBER	34,782			34,782	LIBER	
	OTHER	73,793			73,793	AUTRE	
COMMODITY TOTAL PCTATOES	DENMK	6,133			6,133	DANMK	TOTAL DE MARCHANDISE POMMES DE TERRE
	GER	4,370			4,370	ALL	
	GREEK	5,765			5,765	GRECQ	
	LIBER	4,959			4,959	LIBER	
	PANAM	1,023			1,023	PANAM	
	OTHER	5,276			5,276	AUTRE	
COMMODITY TOTAL CONC. COMPLETE FEEDS	GREEK		2,237		2,237	GRECQ	TOTAL DE MARCHANDISE CONC., PROV. COMPLETEES
FLAXSEED	GREEK		3,984		3,984	GRECQ	GRAINE DE LIN
MUSTARD SEED	GREEK		430		430	GRECQ	GRAINE DE MOUTARDE
SOYA BEANS	OTHER	1,128			1,128	AUTRE	GRAINE DE SOYA
COPPER ORE AND CONC.	OTHER			1,284	1,284	AUTRE	MINERAL, CONC. CUIVRE
IRON ORE AND CONC.	LIBER	49,201			49,201	LIBER	MINERAL, CONC. DE FER
	OTHER	242,930			242,930	AUTRE	
COMMODITY TOTAL LEAD ORE AND CONC.	SWEDN			5,500	5,500	SUEDE	TOTAL DE MARCHANDISE MINERAL, CONC. DE PLOMB
	LIBER	30,797			30,797	LIBER	
COMMODITY TOTAL ZINC ORE AND CONC.	U K				6,614	R U	TOTAL DE MARCHANDISE MINERAL, CONC. DE ZINC
	DENMK	121,829			121,829	DANMK	
	GER	488,989			488,989	ALL	
	NORW	20,359		8,300	28,659	NORV	
	LIBER	88,488			88,488	LIBER	
	PANAM	11,598			16,513	PANAM	
	OTHER	6,244			18,759	AUTRE	
COMMODITY TOTAL ORES AND CONC. NES	U K				1,680	R U	TOTAL DE MARCHANDISE MINERAIS ET CONC. NDA
	GER				321	ALL	
	NORW				784	NORV	
	LIBER				137	LIBER	
	OTHER				277	AUTRE	
COMMODITY TOTAL IRON AND STEEL SCRAP	GER		20		20	ALL	TOTAL DE MARCHANDISE DECHETS DE FER, CACIER
NON-FERROUS MET. SCRAP	GER		40		40	ALL	DECHETS METAL. NON FER.
SLAG, DROSS, BY-PRODUCTS	U K	20,556			20,556	R U	POUS. GUEUL. SCOR. PROD.
	DENMK	30,800			30,800	DANMK	
	GREEK	39,200			39,200	GRECQ	
	LIBER	38,273			38,273	LIBER	
COMMODITY TOTAL COAL, BITUMINOUS	GER	3,251			3,251	ALL	TOTAL DE MARCHANDISE CHARBON BITUMINEUX

TABLE 1. CARGOES LOADED AT CANADIAN PORTS FOR FOREIGN COUNTRIES, IN 1976.

TABLEAU 1. MARCHANDISES CHARGÉES DANS LES PORTS CANADIENS À DESTINATION DE PAYS ÉTRANGERS, EN 1976.

COUNTRY OF DESTINATION AND KIND OF CARGO	REGISTRY OF VESSEL	ATLANTIC ATLANTIQUE	GREAT LAKES GRANDS LACS	PACIFIC PACIFIQUE	TOTAL TOTAL	IMMATIC. DU NAVIRE	PAYS DE DESTINATION ET MARCHANDISE
BELGIUM-LUXEMB CONT. ASBESTOS	GER			60	60	ALL	BELGIQUE-LUX. SUITE AMIANTE
	GREEK	20,200		562	20,762	GRECQ	
	LIBER			1,261	1,261	LIBER	
	CTHER	12,582		2,778	15,360	AUTRE	
COMMODITY TOTAL STONE, CRUDE NES		32,782		4,661	37,443		TOTAL DE MARCHANDISE PIERRE BRUTE NDA
	GER	637			637	ALL	
	NORW	220			220	NORV	
COMMODITY TOTAL SULPHUR IN ORES LUMBER AND TIMBER		857			857		TOTAL DE MARCHANDISE SOUFRE EN MINÉRAI BOIS ŒUVRE ET CHARP.
	NORW			61,600	61,600	NORV	
	U K			18,216	18,216	R U	
	DENMK			9,650	9,650	DANMK	
	GER	1,444	5,765	16,208	23,417	ALL	
	GREEK			8,534	8,534	GRECQ	
	NORW	730	2,140	50,810	53,680	NORV	
	SWEDN	40		30,511	30,551	SUEDE	
	LIBER			18,928	18,928	LIBER	
	OTHER			14,116	14,116	AUTRE	
COMMODITY TOTAL SHINGLES AND SHAKES		2,214	7,905	166,983	177,102		TOTAL DE MARCHANDISE BARDEAUX, BARDEAUX FACADE
	DENMK			75	75	DANMK	
	NORW			106	106	NORV	
	OTHER			40	40	AUTRE	
COMMODITY TOTAL VENEER, PLYWOOD					221		TOTAL DE MARCHANDISE PLACAGES, CONTRE-PLAQUE
	U K				769	R U	
	DENMK				216	DANMK	
	GER				3,661	ALL	
	GREEK				12,337	GRECQ	
	NORW				2,437	NORV	
	SWEDN				3,544	SUEDE	
	LIBER				977	LIBER	
	OTHER				1,727	AUTRE	
COMMODITY TOTAL WOOD FAB. MATERIALS					25,668		TOTAL DE MARCHANDISE DEMI-PRODUITS EN BOIS
	NETH	90			90	P. BAS	
	SWEDN	520			520	SUEDE	
COMMODITY TOTAL PULP		610			610		TOTAL DE MARCHANDISE PATE
	U K	51,166		88,900	140,066	R U	
	DENMK	879		221	1,100	DANMK	
	GER	1,754	1,143	26,199	29,096	ALL	
	GREEK	2,678		15,934	18,612	GRECQ	
	NORW	78		175,652	175,730	NORV	
	SWEDN			42,440	42,440	SUEDE	
	LIBER	2,876		41,904	44,780	LIBER	
	OTHER	8,436		75,390	83,826	AUTRE	
COMMODITY TOTAL NEWSPRINT PAPER		67,867	1,143	466,640	535,650		TOTAL DE MARCHANDISE PAPIER JOURNAL
	U K	1,229			1,229	R U	
	GER	1,802			1,802	ALL	
	SWEDN	2,240			2,240	SUEDE	
COMMODITY TOTAL PAPER NES		5,271			5,271		TOTAL DE MARCHANDISE PAPIER NDA
	U K	1,963		14,305	16,268	R U	
	NORW			2,066	2,066	NORV	
	SWEDN			16,842	16,842	SUEDE	
COMMODITY TOTAL PAPERBOARD		1,963			35,176		TOTAL DE MARCHANDISE CARTON
	U K	10,576		20,602	31,178	R U	
	DENMK	813			813	DANMK	
	NORW			17,963	17,963	NORV	
	SWEDN			19,499	19,499	SUEDE	
	LIBER			9,000	9,000	LIBER	
COMMODITY TOTAL WET MACHINE BOARD		11,389		67,064	78,453		TOTAL DE MARCHANDISE CARTON EN PATE PRESSE
	NORW		3		3	NORV	
	NORW		775		775	NORV	
	NORW		860		860	NORV	
	LIBER				2	LIBER	
COMMODITY TOTAL ORGANIC CHEMICALS NES			860	2	862		TOTAL DE MARCHANDISE PROD. CHIM. INORG. NDA
	NORW		750		750	NORV	
	LIBER	1,815			1,815	LIBER	
COMMODITY TOTAL FERTILIZERS NES		1,815	750		2,565		TOTAL DE MARCHANDISE ENGRAIS CHIMIQUE NDA
	GER	5,010			5,010	ALL	
	SWEDN	4,337			4,337	SUEDE	
COMMODITY TOTAL PLASTIC MATERIALS COKE		9,347			9,347		TOTAL DE MARCHANDISE MATIÈRES PLASTIQUES COKE
	GER		9		9	ALL	
	GER	25,800			25,800	ALL	
	NORW		1,150		1,150	NORV	
	NORW		3,304		3,304	NORV	
	U K		12,113		12,113	R U	
	GER	1,800			1,800	ALL	
	NORW		3,746		3,746	NORV	
	LIBER	5,682			5,682	LIBER	
COMMODITY TOTAL PETROL, COAL PROD. NES PRIMARY IRON, STEEL NES BARS AND RODS, STEEL		7,482	15,859		23,341		TOTAL DE MARCHANDISE FER, ACIER PRIMAIR. NDA BARRES ET TIGES ACIER
	U K		550		550	R U	
	DENMK		17,730		17,730	DANMK	
	GER	550			550	ALL	
	GREEK		35,658		35,658	GRECQ	
	NORW		3,310		3,310	NORV	
	LIBER		30,119		30,119	LIBER	
	OTHER		24,013		24,013	AUTRE	
COMMODITY TOTAL PLATE & SHEET STEEL		550	111,380		111,930		TOTAL DE MARCHANDISE Tôles, Feuilles d'acier
	U K				450	ALL	
	GER	450			450	ALL	
COMMODITY TOTAL STRUCTURAL SHAPES							TOTAL DE MARCHANDISE PROFILÉS DE CONSTRUCT.

TABLE 1. CARGOES LOADED AT CANADIAN PORTS FOR FOREIGN COUNTRIES, IN 1976.

TABLEAU 1. MARCHANDISES CHARGÉES DANS LES PORTS CANADIENS A DESTINATION DE PAYS ÉTRANGERS, EN 1976.								
COUNTRY OF DESTINATION AND KIND OF CARGO	REGISTRY OF VESSEL	ATLANTIC ATLANTIQUE	GREAT LAKES GRANDS LACS	PACIFIC PACIFIQUE	TOTAL TOTAL	IMMATIC. OU NAVIRE	PAYS DE DESTINATION ET MARCHANDISE	
BELGIUM-LUXEMB CONT.		BELGIQUE-LUX. SUITE						
	GREEK		16,320		16,320	GREEC		
	NORW		3,302		3,302	NORV		
COMMODITY TOTAL		450	19,622		20,072		TOTAL DE MARCHANDISE	
PIPES, TUBES: IRON, STEEL	NORW		3,306		3,306	NORV	TUYAUX, TUBES: FER, ACIER	
COPPER AND ALLOYS	GER	440			440	ALL	CUIVRE ET ALLIAGES	
	NORW	2			2	NORV		
	SWEDN	1,043			1,043	SUEDE		
	OTHER	661			661	AUTRE		
COMMODITY TOTAL		2,146			2,146		TOTAL DE MARCHANDISE	
LEAD AND ALLOYS	SWEDN	111			111	SUEDE	PLOMB ET ALLIAGES	
METAL FAB. BASIC PRCD.	GER	30			30	ALL	OUVR. DE BASE EN METAL	
	NORW	1	24		25	NORV		
COMMODITY TOTAL		31	24		55		TOTAL DE MARCHANDISE	
TRACTORS	SWEDN	19			19	SUEDE	TRACTEURS	
MACHINERY NES	GER	101			101	ALL	MACHINES NDA	
	NORW		18		18	NORV		
	SWEDN	184			184	SUEDE		
	OTHER	56			56	AUTRE		
COMMODITY TOTAL		341	18		359		TOTAL DE MARCHANDISE	
PASS. AUTOS AND CHASSIS	NETH	2			2	P. BAS	VOITURES PART., CHASSIS	
	SWEDN	12			12	SUEDE		
	OTHER	6			6	AUTRE		
COMMODITY TOTAL		20			20		TOTAL DE MARCHANDISE	
TRUCKS AND CHASSIS	NETH	31			31	P. BAS	CAMIONS ET CHASSIS	
MOTOR VEHICLE ENGINES	SWEDN	1			1	SUEDE	MOTEURS DE VEH. AUTOM.	
ROAD MOTOR VEH. NES	SWEDN	1			1	SUEDE	VEH. AUTOM., ROUTIERS NDA	
EQUIPMENT MISC.	GER		2		2	ALL	MATERIEL DIVERS	
PERSONAL, HOUSEHOLD GOODS	GER	3	10		13	ALL	ART. PERS. ET MENAGERS	
	NORW	1	3		4	NORV		
	LIBER		3		3	LIBER		
COMMODITY TOTAL		4	16		20		TOTAL DE MARCHANDISE	
CONTAINERS, CLOSURES	SWEDN	51			51	SUEDE	CONTENEURS, FERMETURES	
GENERAL CARGO	GER	5	3		8	ALL	MARCHANDISES DIVERSES	
	NORW	1	3		4	NORV		
	SWEDN	1			1	SUEDE		
COMMODITY TOTAL		7	6		13		TOTAL DE MARCHANDISE	
CONTAINERIZED FREIGHT	U K	169,907		1,457	171,364	R U	FRET CONTENEURESE	
	DENMK	148,472		1,054	149,526	DANMK		
	GER	131,524	75	928	132,527	ALL		
	GREEK			1,404	1,404	GREEC		
	NETH	3,065	18		3,083	P. BAS		
	NORW		99		99	NORV		
	SWEDN	8,733		3,481	12,214	SUEDE		
	LIBER		30		30	LIBER		
	CAN	164			164	CAN		
	OTHER	92,753	24		92,777	AUTRE		
COMMODITY TOTAL		554,618	246	8,324	563,188		TOTAL DE MARCHANDISE	
COUNTRY/REGION TOTAL		2,471,045*	243,904*	870,596*	3,585,545*		TOTAL DE PAYS/REGION	
DENMARK		DANEMARK						
FISH, FRESH OR FROZEN	DENMK	77			77	DANMK	POISSON, FRAIS OU CONG.	
	SWEDN			206	206	SUEDE		
COMMODITY TOTAL		77		206	283		TOTAL DE MARCHANDISE	
CORN	ITALY	1,972			1,972	ITAL	MAIS	
CONC. COMPLETE FEEDS	GREEK		5,310		5,310	GREEC	CONC., PROV. COMPLETES	
SOYA BEANS	GREEK	2,577			2,577	GREEC	GRAINE DE SOYA	
	OTHER	19,919			19,919	AUTRE		
COMMODITY TOTAL		22,496			22,496		TOTAL DE MARCHANDISE	
COAL, BITUMINOUS	GREEK	12,000		106,404	118,404	GREEC	CHARBON BITUMINEUX	
	NORW	20,264			20,264	NORV		
	JAPAN			95,837	95,837	JAPON		
	OTHER	54,912			54,912	AUTRE		
COMMODITY TOTAL		87,176		202,241	289,417		TOTAL DE MARCHANDISE	
LUMBER AND TIMBER	U K			45	45	R U	BOIS D'OEUVRE ET CHARP.	
	SWEDN			98	98	SUEDE		
COMMODITY TOTAL				143	143		TOTAL DE MARCHANDISE	
SHIPS, AIRCRAFT, MIS. VEH	DENMK	70			70	DANMK	NAVIRES, AVIONS, VEH. DIV	
CONTAINERIZED FREIGHT	U K			321	321	R U	FRET CONTENEURESE	
	DENMK			1,409	1,409	DANMK		
	GREEK			27	27	GREEC		
	SWEDN			403	403	SUEDE		
COMMODITY TOTAL				2,160	2,160		TOTAL DE MARCHANDISE	
COUNTRY/REGION TOTAL		111,791*	5,310*	204,750*	321,851*		TOTAL DE PAYS/REGION	
FINLAND		FINLANDE						
FISH, FRESH OR FROZEN	NETH	50			50	P. BAS	POISSON, FRAIS OU CONG.	
APPLES	GER			383	383	ALL	POMMES	
IRON ORE AND CONC	OTHER	108,752			108,752	AUTRE	MINERAIS, CONC. DE FER	
ASBESTOS	OTHER			1,019	1,019	AUTRE	AMIANTE	
LUMBER AND TIMBER	GREEK			16	16	GREEC	BOIS D'OEUVRE ET CHARP.	
PULP	OTHER	786		534	1,320	AUTRE	PATE	
MACHINERY NES	OTHER			2	2	AUTRE	MACHINES NES	

TABLE 1. CARGOES LOADED AT CANADIAN PORTS FOR FOREIGN COUNTRIES, IN 1976.

TABLEAU 1. MARCHANDISES CHARGÉES DANS LES PORTS CANADIENS A DESTINATION DE PAYS ÉTRANGERS, EN 1976.

COUNTRY OF DESTINATION AND KIND OF CARGO	REGISTRY OF VESSEL	ATLANTIC ATLANTIQUE	GREAT LAKES GRANDS LACS	PACIFIC PACIFIQUE	TOTAL TOTAL	IMMATIC. DU NAVIRE	PAYS DE DESTINATION ET MARCHANDISE
FINLAND CONT. PASS. AUTOS AND CHASSIS MOTOR VEHICLE ENGINES SHIPS, AIRCRAFT, MIS. VEH.	OTHER OTHER OTHER			1 2 1	1 2 1	AUTRE AUTRE AUTRE	FINLANDE SUITE VEHICULES PART., CHASSIS MOTEURS DE VEH. AUTOM. NAVIRES, AVIONS, VEH. DIV.
COUNTRY/REGION TOTAL		109,588*	*	1,958*	111,546*		TOTAL DE PAYS/REGION
FRANCE-ATLANT. MEAT, FRESH OR FROZEN FISH, FRESH OR FROZEN	PANAM U K DENMK GER GREEK NETH NORW SWEDN LIBER JAPAN PANAM OTHER	72 1,140 238 236 11		475 234 212 49 1,644 67 321 11	72 475 1,374 212 49 238 236 1,644 67 321 11 24	PANAM R U DANMK ALL GRECQ P. BAS NORV SUEDE LIBER JAPDN PANAM AUTRE	FRANCE-ATLANT. VIANDE, FRAICHE / CONG. POISSON, FRAIS OU CONG.
COMMODITY TOTAL FISH, CANNED SHELL FISH, NES BARLEY WHEAT	GER NETH OTHER GREEK SWEDN	1,625 12 5,152 4,256 8,001		3,026 15	4,651 15	ALL P. BAS AUTRE GRECQ SUEDE	TOTAL DE MARCHANDISE POISSON EN BOITES MOLLUSQUES CRUST., NOA ORGE BLE
COMMODITY TOTAL FROZEN FRUITS, BERRIES PCTATOES	PANAM U K DENMK SWEDN LIBER PANAM OTHER	359 15,908 10,524 3,025 9,021 3,766 2,858			359 15,908 10,524 3,025 9,021 3,766 2,858	PANAM R U DANMK SUEDE LIBER PANAM AUTRE	TOTAL DE MARCHANDISE FRUITS, BAIES CONGEELES POMMES DE TERRE
COMMODITY TOTAL HAY, FORAGE, STRAW SEEDS FOR SOWING NES	GREEK GER NORW	4,739	40 13 53		4,739 40 13 53	GRECQ ALL NORV	TOTAL DE MARCHANDISE FOIN, FOURRAGE, PAILLE GRAINES DE SEMENCE NOA
COMMODITY TOTAL SOYA BEANS	U K DENMK NORW OTHER	10,562 11,900 6,500 9,752			10,562 11,900 6,500 9,752	R U DANMK NORV AUTRE	TOTAL DE MARCHANDISE GRAINE DE SOYA
COMMODITY TOTAL PULPWOOD	GER NORW OTHER	2,515 50,664 18,091			2,515 50,664 18,091	ALL NORV AUTRE	TOTAL DE MARCHANDISE BOIS A PATE
COMMODITY TOTAL IRON ORE AND CONC	DENMK GER ITALY NORW SWEDN LIBER JAPAN OTHER	87,110 84,009 90,208 271,367 95,200 84,833 281,782 107,013			87,110 84,009 90,208 271,367 95,200 84,833 281,782 107,013	DANMK ALL ITAL NORV SUEDE LIBER JAPDN AUTRE	TOTAL DE MARCHANDISE MINERAI, CONC. DE FER
COMMODITY TOTAL ZINC ORE AND CONC.	DENMK OTHER	6,978 3,323			6,978 3,323	DANMK AUTRE	TOTAL DE MARCHANDISE MINERAI, CONC. DE ZINC
COMMODITY TOTAL ORES AND CONC. NES IRON AND STEEL SCRAP SLAG, DROSS, BY-PRODUCTS	OTHER LIBER LIBER OTHER	19,000 74,010 93,010		268 22	268 22	AUTRE LIBER LIBER AUTRE	TOTAL DE MARCHANDISE MINERAI ET CONC. NOA DECHETS DE FER, CACIER POUS. GUEUL. SCOR. PROD.
COMMODITY TOTAL COAL, BITUMINOUS	U K SWEDN OTHER	33,050 32,550 29,883			33,050 32,550 29,883	R U SUEDE AUTRE	TOTAL DE MARCHANDISE CHARBON BITUMINEUX
COMMODITY TOTAL ASBESTOS	LIBER OTHER			3 151 154	3 151 154	LIBER AUTRE	TOTAL DE MARCHANDISE AMIANTE
COMMODITY TOTAL SULPHUR IN ORES	U K LIBER			62,671 38,192	62,671 38,192	R U LIBER	TOTAL DE MARCHANDISE SOUFRE EN MINERAI
COMMODITY TOTAL LUMBER AND TIMBER	U K DENMK GER GREEK NORW SWEDN LIBER OTHER	93 3,025 40 2,904 3,680	322 238	9,007 51,670 15,834 13,289 20,034	9,344 2,854 46 12,032 51,948 18,738 13,289 23,714	R U DANMK ALL GRECQ NORV SUEDE LIBER AUTRE	TOTAL DE MARCHANDISE BOIS CEEVRE ET CHARP.
COMMODITY TOTAL SHINGLES AND SHAKES	GREEK NORW	9,742	560	122,078 26 82	132,380 26 82	GRECQ NORV	TOTAL DE MARCHANDISE BARDEAUX, BARD. FACADE

TABLE 1. CARGOES LOADED AT CANADIAN PORTS FOR FOREIGN COUNTRIES, IN 1976.

TABLEAU 1. MARCHANDISES CHARGÉES DANS LES PORTS CANADIENS A DESTINATION DE PAYS ÉTRANGERS, EN 1976.

COUNTRY OF DESTINATION AND KIND OF CARGO	REGISTRY OF VESSEL	ATLANTIC	GREAT LAKES	PACIFIC	TOTAL	IMMATIC. DU NAVIRE	PAYS DE DESTINATION ET MARCHANDISE
		ATLANTIQUE	GRANDS LACS	PACIFIQUE	TOTAL		
FRANCE-ATLANT. CONT. COMMODITY TOTAL VENER, PLYWOOD	DENMK NORW LIBER CTHER			108 781 2,522 396 547	108 781 2,522 396 547	DANMK NORV LIBER AUTRE	FRANCE-ATLANT. SUITE TOTAL DE MARCHANDISE PLACAGES, CONTRE-PLAQ.
COMMODITY TOTAL PULP	U K DENMK GER GREEK NORW SWEDN LIBER OTHER	576 3,306	1,908 2,788	3,120 41,703 5,550 13,851 12,954 96,631	4,246 19,453 3,306 5,028 54,577 7,485 15,851 29,236 135,512	R U DANMK ALL GRECO NORV SUEDE LIBER AUTRE	TOTAL DE MARCHANDISE PATE
COMMODITY TOTAL NEWSPRINT PAPER	GER NORW CTHER	2,976 6,155 12,615	8,857	12,976 6,155 12,615	2,976 6,155 12,615	ALL NORV AUTRE	TOTAL DE MARCHANDISE PAPIER JOURNAL
COMMODITY TOTAL PAPER NES PAPERBOARD	GER U K SWEDN LIBER	21,746	58	5,675 5,361 2,852 13,888	58 5,675 5,361 2,852 13,888	ALL R U SUEDE LIBER	TOTAL DE MARCHANDISE PAPIER NDA CARTON
COMMODITY TOTAL WET MACHINE BOARD	GER		2		2	ALL	TOTAL DE MARCHANDISE CARTON EN PATE PRESSE
TEXTILE FAB. MTL NES	GER	1			1	ALL	OUVR. EN MAT. TEXT. NDA
ANIMAL OILS, EXC. MARINE	LIBER		935		935	LIBER	HUIL. ANIM. SAUF AN. MAR.
INCPGANIC CHEMS. NES	GER LIBER		601	71 261	672 261	ALL LIBER	PROD. CHIM. ENORG. NDA
COMMODITY TOTAL ORGANIC CHEMICALS NES	GER NORW		18 37		18 37	ALL NORV	TOTAL DE MARCHANDISE PROD. CHIM. ORGAN. NDA
COMMODITY TOTAL FERTILIZERS NES	GER		55		55	ALL	TOTAL DE MARCHANDISE ENGRAIS CHIMIQUE NDA
DYESTUFF, PIGMENT, PAINT	GER	7	2,254		2,254	ALL	MAT. COLO. PIG. PEINTURE
COKE	GER NORW	44 46			44 46	ALL NORV	COKE
COMMODITY TOTAL PRIMARY IRON, STEEL NES	GER LIBER	90			90	ALL LIBER	TOTAL DE MARCHANDISE FER, ACIER PRIMAIRE NDA
COMMODITY TOTAL WIRE	SWEDN OTHER	12 93			12 93	SUEDE AUTRE	TOTAL DE MARCHANDISE FIL METALLIQUE
COMMODITY TOTAL ALUMINUM	GER	105	30		105	ALL	TOTAL DE MARCHANDISE ALUMINIUM
CCPPER AND ALLCYS	U K GER SWEDN OTHER	105 1,432 7,878 4,737			105 1,432 7,878 4,737	R U ALL SUEDE AUTRE	CUIVRE ET ALLIAGES
COMMODITY TOTAL NCN-FERROUS METALS NES	NORW SWEDN OTHER	14,152 220 692 79			14,152 220 692 79	NORV SUEDE AUTRE	TOTAL DE MARCHANDISE METAUX NON-FERREUX NDA
COMMODITY TOTAL METAL FAB. BASIC PROD.	GER SWEDN	991 3 14	2		991 5 14	ALL SUEDE	TOTAL DE MARCHANDISE OUVR. DE BASE EN METAL
COMMODITY TOTAL NCN-MET. MIN. BASIC PROD	NORW SWEDN	17 20	2 33		19 53	NORV SUEDE	TOTAL DE MARCHANDISE PROD. MIN. NON-MET. BASE TRACTEURS
TRACTORS	GER	3			3	ALL	MACHINES NDA
MACHINERY NES	SWEDN OTHER	742 222	359 401		1,101 623	SUEDE AUTRE	
COMMODITY TOTAL PASS. AUTCS AND CHASSIS	SWEDN OTHER	967 286 69	760 42 12		1,727 328 81	SUEDE AUTRE	TOTAL DE MARCHANDISE VOITURES PART., CHASSIS
COMMODITY TOTAL MOTOR VEHICLE ENGINES	OTHER	355	54		409	AUTRE	TOTAL DE MARCHANDISE MOTEURS DE VEH. AUTOM.
SHIPS, AIRCRAFT, MIS. VEH	SWEDN OTHER	27 10			27 10	AUTRE SUEDE	NAVIRES, AVIONS, VEH. CIV
COMMODITY TOTAL EQUIPMENT MISC.	GER GREEK SWEDN OTHER	18 28 7		3	28 210 1	AUTRE ALL GRECO	TOTAL DE MARCHANDISE MATERIEL DIVERS
COMMODITY TOTAL PERSONAL, HSEHOLD GOODS	SWEDN OTHER	130 1		4	130 4	SUEDE AUTRE	TOTAL DE MARCHANDISE ART. PERS. ET MENAGERS
COMMODITY TOTAL CONTAINERS, CLOSURES	GER NORW SWEDN LIBER OTHER	1 2 1 1	8 4		9 6 1 9 1	ALL NORV SUEDE LIBER AUTRE	TOTAL DE MARCHANDISE CONTENEURS, FERMETURES
COMMODITY TOTAL MISC. END PRODUCTS NES	NORW SWEDN GER SWEDN	5 5 248 253	12	9	26 5 248 253	NORV SUEDE	TOTAL DE MARCHANDISE PRODUITS FINIS DIV. NDA

TABLE 1. CARGOES LOADED AT CANADIAN PORTS FOR FOREIGN COUNTRIES, IN 1976.

TABLÉAU 1. MARCHANDISES CHARGÉES DANS LES PORTS CANADIENS À DESTINATION DE PAYS ÉTRANGERS, EN 1976.

COUNTRY OF DESTINATION AND KIND OF CARGO	REGISTRY OF VESSEL	ATLANTIC ATLANTIQUE	GREAT LAKES GRANDS LACS	PACIFIC PACIFIQUE	TOTAL TOTAL	IMMATIC. DU NAVIRE	PAYS DE DESTINATION ET MARCHANDISE
FRANCE-ATLANT. CONT. COMMODITY TOTAL		19	1		20		FRANCE-ATLANT. SUITE
GENERAL CARGO	GER	19	428		447	ALL	TOTAL DE MARCHANDISE
	NORW	6	5		11	NORV	MARCHANDISES DIVERSES
	SWEDN	7	4		11	SUEDE	
	OTHER		1		1	AUTRE	
COMMODITY TOTAL		32	438		470		TOTAL DE MARCHANDISE
CONTAINERIZED FREIGHT	U K	62,714		2,593	65,307	R U	FRET CONTENEURESE
	DENMK			496	496	DANMK	
	GER	6,354	84	88	6,526	ALL	
	GREEK			304	304	GRECC	
	NORW	283	131		414	NORV	
	SWEDN	4,679	547	1,382	6,608	SUEDE	
	CAN	277			277	CAN	
	OTHER	8,010	670		8,680	AUTRE	
COMMODITY TOTAL		82,317	1,432	4,863	88,612		TOTAL DE MARCHANDISE
COUNTRY/REGION TOTAL		1,640,653*	16,146*	346,714*	2,003,513*		TOTAL DE PAYS/REGION
FRANCE-MEDITER FISH, CANNED	GER			5	5	ALL	FRANCE-MEDITER
COMMODITY TOTAL	ITALY			24	24	ITAL	POISSON EN BOITES
WHEAT	U K	6,234		29	6,234	R U	TOTAL DE MARCHANDISE
POTATOES	U K	5,323			5,323	R U	BLE
COMMODITY TOTAL	GER	2,646			2,646	ALL	POMMES DE TERRE
PULPWOOD	NORW	1,260			1,260	NORV	TOTAL DE MARCHANDISE
DRES AND CONC.NES	ITALY			723	723	ITAL	BOIS A PATE
COMMODITY TOTAL	LIBER			230	230	LIBER	MINERAIS ET CONC.NDA
ASBESTOS	ITALY			953	953		TOTAL DE MARCHANDISE
LUMBER AND TIMBER	LIBER			50	50	ITAL	AMIANTE
PULP	GREEK			165	165	LIBER	BOIS D'OEUVRE ET CHARP.
	NORW			2,200	2,200	GRECC	PATE
	LIBER			1,615	1,615	NORV	
	PANAM	882		9,160	9,160	LIBER	
	CTHER			1,164	882	PANAM	
COMMODITY TOTAL		882		14,139	15,021	AUTRE	TOTAL DE MARCHANDISE
PASS. AUTOS AND CHASSIS	ITALY			1	1	ITAL	VOITURES PART., CHASSIS
CONTAINERIZED FREIGHT	GER	6,107		138	6,245	ALL	FRET CONTENEURESE
	ITALY	3,061		168	3,229	ITAL	
	LIBER	3,536		25	3,561	LIBER	
	PANAM	703			703	PANAM	
	OTHER	11,002			11,002	AUTRE	
COMMODITY TOTAL		24,409		331	24,740		TOTAL DE MARCHANDISE
COUNTRY/REGION TOTAL		40,754*	*	15,668*	56,422*		TOTAL DE PAYS/REGION
GERMANY WEST FISH, FRESH OR FROZEN	U K			15	15	R U	ALLEMAGNE O.
	DENMK	5,338		105	5,443	DANMK	POISSON, FRAIS OU CONG.
	GER			117	117	ALL	
	NETH	140			140	P-BAS	
	NORW	3,821			3,821	NORV	
	SWEDN			292	292	SUEDE	
	LIBER			38	38	LIBER	
	JAPAN	1,459		125	1,584	JAPON	
	PANAM	1,614			1,614	PANAM	
	CTHER	686		29	715	AUTRE	
COMMODITY TOTAL		13,058		721	13,779		TOTAL DE MARCHANDISE
FISH, SALTED OR CURED	DENMK	692			692	DANMK	POISSON, SALE OU FUME
	NORW	605			605	NORV	
	PANAM	120			120	PANAM	
COMMODITY TOTAL		1,417			1,417		TOTAL DE MARCHANDISE
FISH, CANNED	GER			7	7	ALL	POISSON EN BOITES
SHELL FISH, NES	GER			2	2	ALL	MOLLUSQUES CRUST., NOA
COMMODITY TOTAL	NORW	89			89	NORV	TOTAL DE MARCHANDISE
DAIRY PROD., EGGS, HONEY	GER		40		40	ALL	PROD. LAIT., OEUFS, MIEL
BARLEY	U K	11,428			11,428	R U	ORGE
	GER	34,585			34,585	ALL	
	GREEK	2,744			2,744	GRECC	
	NORW	67,022		52,920	119,942	NORV	
	LIBER	6,919		27,456	34,375	LIBER	
	CAN	27,632			27,632	CAN	
	OTHER	112,552			112,552	AUTRE	
COMMODITY TOTAL		272,002		80,376	352,378		TOTAL DE MARCHANDISE
CORN	U K	3,366			3,366	R U	MAIS
	DENMK	8,400			8,400	DANMK	
	NORW	57,092			57,092	NORV	
	LIBER	9,884			9,884	LIBER	
	CTHER	20,138			20,138	AUTRE	
COMMODITY TOTAL		98,880			98,880		TOTAL DE MARCHANDISE
DATE	GREEK		30,459		30,459	GRECC	AVOINE

TABLE 1. CARGOES LOADED AT CANADIAN PORTS FOR FOREIGN COUNTRIES, IN 1976.

TABLEAU 1. MARCHANDISES CHARGÉES DANS LES PORTS CANADIENS A DESTINATION DE PAYS ÉTRANGERS, EN 1976.								
COUNTRY OF DESTINATION AND KIND OF CARGO	REGISTRY OF VESSEL	ATLANTIC ATLANTIQUE	GREAT LAKES GRANDS LACS	PACIFIC PACIFIQUE	TOTAL TOTAL	IMMATIC. DU NAVIRE	PAYS DE DESTINATION ET MARCHANDISE	
GERMANY WEST CONT.							ALLEMAGNE O. SUITE	
	NETH		3,576		3,576	P.BAS		
	LIBER		31,475		31,475	LIBER		
	PANAM		1,334		1,334	PANAM		
	CTHER		29,089		29,089	AUTRE		
COMMODITY TOTAL			85,933		85,933		TOTAL DE MARCHANDISE	
WHEAT	U K	7,896				R U	BLE	
	DENMK	2,170				DANMK		
	GER	157,456			157,456	ALL		
	GREEK	20,732	17,395		38,127	GRECQ		
	NETH	39,429			39,429	P.BAS		
	NORW	20,671			20,671	NORV		
	CTHER	52,998			52,998	AUTRE		
COMMODITY TOTAL		301,352	17,395		318,747		TOTAL DE MARCHANDISE	
MACARONI, CEREAL PROD.	GER		7		7	ALL	PATES ALIM. PROD. CEREAL	
FRESH FRUITS, BERRIES	DENMK	579			579	CANMK	FRUITS, BAIES FRAIS	
FROZEN FRUITS, BERRIES	DENMK	372			372	DANMK	FRUITS, BAIES CONGEELES	
	NETH	747			747	P.BAS		
	NORW	140			140	NORV		
	PANAM	184			184	PANAM		
COMMODITY TOTAL		1,443			1,443		TOTAL DE MARCHANDISE	
POTATOES	GREEK	4,963			4,963	GRECQ	POMMES DE TERRE	
VEGETABLES, FROZEN	PANAM	22			22	PANAM	LEGUMES, CONGEELES	
MISC. FOOD PREP. NES	GER		43		43	ALL	DIV. PREP. ALIM. NDA	
	LIBER			28	28	LIBER		
COMMODITY TOTAL			43	28	71		TOTAL DE MARCHANDISE	
OIL SEED MEAL, CAKE NES	CTHER		3,472		3,472	AUTRE	FAR. TOURT. OLEAG. NDA	
FEEDS OF ANIMAL ORIGIN	DENMK	300			300	DANMK	PROD. D'ORIGINE ANIMALE	
	NORW	250			250	NORV		
COMMODITY TOTAL		550			550		TOTAL DE MARCHANDISE	
CCNC. COMPLETE FEEDS	U K	9,862			9,862	R U	CONC., PREV. COMPLETES	
	GER		1		1	ALL		
	GREEK		16,158		16,158	GRECQ		
	NETH		1,037		1,037	P.BAS		
COMMODITY TOTAL		9,862	17,196		27,058		TOTAL DE MARCHANDISE	
DIST. ALCOHOLIC BEV.	GER		28		28	ALL	BOISS. ALCOOL. DIST.	
	NORW		31		31	NORV		
COMMODITY TOTAL			59		59		TOTAL DE MARCHANDISE	
RAW HIDES AND SKINS	GER	1			1	ALL	PEAUX ET CUIRS BRUT	
	NORW	1			1	NORV		
COMMODITY TOTAL		2			2		TOTAL DE MARCHANDISE	
SEEDS FOR SOWING NES	GER		25		25	ALL	GRAINES DE SEMENCE NDA	
	NORW		55		55	NORV		
COMMODITY TOTAL			80		80		TOTAL DE MARCHANDISE	
FLAXSEED	GREEK	3,696	23,262		26,958	GRECQ	GRAINE DE LIN	
	NETH		8,216		8,216	P.BAS		
	SWEON		2,946		2,946	SUEDE		
	LIBER		13,057		13,057	LIBER		
	PANAM		6,550		6,550	PANAM		
	CAN		4,712		4,712	CAN		
	OTHR		7,790		7,790	AUTRE		
COMMODITY TOTAL		3,696	66,533		70,229		TOTAL DE MARCHANDISE	
MUSTARD SEED	SWEON		544		544	SUEDE	GRAINE DE MOUTARDE	
RAPESEED	CAN		13,275		13,275	CAN	GRAINE DE COLZA	
SOYA BEANS	U K	9,520			9,520	R U	GRAINE DE SOYA	
OIL SEEDS, NUTS NES	SWEON		1,452		1,452	SUEDE	GRAINES, NOIX OLEAG. NDA	
	LIBER		7,280		7,280	LIBER		
COMMODITY TOTAL			8,732		8,732		TOTAL DE MARCHANDISE	
CRUDE VEG. PROD. NES	GER		35		35	ALL	PR. BRUTS ORIG. VEG. NDA	
LOGS	OTHR			239	239	AUTRE	BILLES	
COPPER ORE AND CONC.	PANAM	5,000			5,000	PANAM	MINERAI, CONC. CUIVRE	
	CTHER			4,640	4,640	AUTRE		
COMMODITY TOTAL		5,000		4,640	9,640		TOTAL DE MARCHANDISE	
IRON ORE AND CONC.	U K	76,618			76,618	R U	MINERAI, CONC. DE FER	
	GER	392,256			392,256	ALL		
	GREEK	67,200			67,200	GRECQ		
	ITALY	70,784			70,784	ITAL		
	NORW	188,416			188,416	NORV		
	LIBER	859,801			859,801	LIBER		
	JAPAN	155,430			155,430	JAPON		
	OTHR	362,014			362,014	AUTRE		
COMMODITY TOTAL		2,172,519			2,172,519		TOTAL DE MARCHANDISE	
NICKEL-COPPER ORE	OTHR			4,506	4,506	AUTRE	MINERAI, DE CUIVRE-NICKEL	
ZINC ORE AND CONC.	NORW			11,944	11,944	NORV	MINERAI, CONC. DE ZINC	
OPES AND CONC. NES	GER	114			114	ALL	MINERAIS ET CONC. NDA	
IRON AND STEEL SCRAP	OTHR			20	20	AUTRE	DECHETS DE FER, CACIER	
NON-FERROUS MET. SCRAP	CTHER	2,739			2,739	AUTRE	DECHETS METAL. NON FER.	
SLAG, DROSS, BY-PRODUCTS	U K	3,568			3,568	R U	POUS. GUEUL. SCOR. PROD.	
	LIBER	8,700			8,700	LIBER		
	CTHER	8,400			8,400	AUTRE		
COMMODITY TOTAL		21,068			21,068		TOTAL DE MARCHANDISE	
COAL, BITUMINOUS	U K	47,020			47,020	R U	CHARBON BITUMINEUX	
	GREEK	119,360			119,360	GRECQ		
	ITALY	21,280			21,280	ITAL		
	NORW	57,572			57,572	NORV		
	LIBER	54,000			54,000	LIBER		
	OTHR	19,000			19,000	AUTRE		
COMMODITY TOTAL		318,232			318,232		TOTAL DE MARCHANDISE	

TABLE 1. CARGOES LOADED AT CANADIAN PORTS FOR FOREIGN COUNTRIES, IN 1976.

TABLEAU 1. MARCHANDISES CHARGÉES DANS LES PORTS CANADIENS A DESTINATION DE PAYS ÉTRANGERS, EN 1976.

COUNTRY OF DESTINATION AND KIND OF CARGO	REGISTRY OF VESSEL	ATLANTIC ATLANTIQUE	GREAT LAKES GRANDS LACS	PACIFIC PACIFIQUE	TOTAL TOTAL	IMMATIC. DU NAVIRE	PAYS DE DESTINATION ET MARCHANDISE		
GERMANY WEST ASBESTOS	GER			814	814	ALL	ALLEMAGNE C. AMIANTE		
	NETH	127,952			127,952	P.BAS			
	LIBER			34	34	LIBER			
	OTHER	86,330		6,483	92,813	AUTRE			
COMMODITY TOTAL		214,282		7,331	221,613		TOTAL DE MARCHANDISE		
WASTE AND SCRAP NES LUMBER AND TIMBER	GER		19		19	ALL	DECHETS ET REBUTS NDA BOIS D'OEUVRE ET CHARRP.		
	U K			10,460	10,460	R U			
	DENMK			3,956	3,956	DANMK			
	GER	596	1,605	2,691	4,892	ALL			
	GREEK			2,625	2,625	GRECC			
	NORW	294	360	12,682	13,336	NORV			
	SWEDN	781	198	11,807	12,786	SUEDE			
	LIBER			3,607	3,607	LIBER			
OTHER	155		10,342	10,497	AUTRE				
COMMODITY TOTAL		1,826	2,163	58,170	62,159		TOTAL DE MARCHANDISE		
SHINGLES AND SHAKES	U K			29	29	R U	BARDEAUX, BARD. FACADE		
	DENMK			56	56	DANMK			
	GER			2	2	ALL			
	GREEK			22	22	GRECC			
	NORW			328	328	NORV			
	SWEDN			316	316	SUEDE			
	LIBER			76	76	LIBER			
	OTHER			779	779	AUTRE			
				1,608	1,608				
				1,368	1,368				
COMMODITY TOTAL							TOTAL DE MARCHANDISE		
VENEER, PLYWOOD	U K					R U	PLACAGES, CONTRE-PLAQ.		
	DENMK			731	731	DANMK			
	GER			281	281	ALL			
	GREEK			208	208	GRECC			
	NORW			1,044	1,044	NORV			
	SWEDN			1,314	1,314	SUEDE			
	LIBER			523	523	LIBER			
	OTHER			2,343	2,343	AUTRE			
				7,812	7,812				
				372	372				
COMMODITY TOTAL							TOTAL DE MARCHANDISE		
WOOD FAB. MATERIALS	U K	372			372	R U	DEMI-PRODUITS EN BOIS		
	OTHER	66			66	AUTRE			
COMMODITY TOTAL		438			438		TOTAL DE MARCHANDISE		
PULP	U K	54,750		29,237	83,987	R U	PATE		
	DENMK			2,583	2,583	DANMK			
	GER	7,923		2,221	10,144	ALL			
	GREEK			7,174	7,174	GRECC			
	NORW	23,795	1,604	76,315	101,714	NORV			
	SWEDN			13,890	13,890	SUEDE			
	LIBER			26,423	26,423	LIBER			
	PANAM		1,009		1,009	PANAM			
	OTHER	2,966	2,209	71,343	76,518	AUTRE			
	COMMODITY TOTAL		89,434	4,822	229,186	323,442			TOTAL DE MARCHANDISE
	NEWSPRINT PAPER	U K	579			579		R U	PAPIER JOURNAL
		GER	26,522	54		26,576		ALL	
		GREEK	4,128			4,128		GRECC	
NORW		11,039			11,039	NORV			
SWEDN		2,650			2,650	SUEDE			
CAN		1,736			1,736	CAN			
OTHER		12,704			12,704	AUTRE			
COMMODITY TOTAL			59,358	54		59,412		TOTAL DE MARCHANDISE	
PAPER NES	U K	1,102			1,102	R U	PAPIER NCA		
	U K	13,132		6,883	20,015	R U			
	NORW			8,281	8,281	NORV			
	SWEDN			10,916	10,916	SUEDE			
COMMODITY TOTAL		13,132		26,080	39,212		TOTAL DE MARCHANDISE		
BLOG, PAPER AND BOARD	LIBER			71	71	LIBER	PLAQ. CONSTR., PAP/CART. OUVR. EN MAT. TEXT. NDA		
	GER	9			9	ALL			
	NORW	2			2	NORV			
COMMODITY TOTAL		11			11		TOTAL DE MARCHANDISE		
VEG. OILS, FATS NES	NORW		500		500	NORV	HUIL. MAT. GRAS. VEG. NDA		
	GREEK			102	102	GRECC			
	LIBER			102	102	LIBER			
COMMODITY TOTAL				204	204		TOTAL DE MARCHANDISE		
DILS, FATS, WAXES NES	GER			301	301	ALL	PROD. CHIM. INORG. NDA		
	GREEK			71	71	GRECC			
	LIBER			70	70	LIBER			
COMMODITY TOTAL				442	442		TOTAL DE MARCHANDISE		
INORGANIC CHEMS. NES	GER		166		166	ALL	PROD. CHIM. ORGAN. NDA		
	NORW		54		54	NORV			
COMMODITY TOTAL			220		220		TOTAL DE MARCHANDISE		
PLASTIC MATERIALS	GER		37		37	ALL	MATIERES PLASTIQUES		
	GER	1			1	ALL			
	GER		6		6	ALL			
	NORW		4		4	NORV			
	OTHER			30,680	30,680	AUTRE			
	SWEDN		5		5	SUEDE			
	GER		446		446	ALL			
	NORW		113		113	NORV			
COMMODITY TOTAL		559		559		TOTAL DE MARCHANDISE			
STRUCTURAL SHAPES	SWEDN		211		211	SUEDE	PROFILES DE CONSTRUCT.		
	OTHER		27		27	AUTRE			
COMMODITY TOTAL			238		238		TOTAL DE MARCHANDISE		

TABLE 1. CARGOES LOADED AT CANADIAN PORTS FOR FOREIGN COUNTRIES, IN 1976.

TABLEAU 1. MARCHANDISES CHARGÉES DANS LES PORTS CANADIENS À DESTINATION DE PAYS ÉTRANGERS, EN 1976.

COUNTRY OF DESTINATION AND KIND OF CARGO	REGISTRY OF VESSEL	ATLANTIC ATLANTIQUE	GREAT LAKES GRANDS LACS	PACIFIC PACIFIQUE	TOTAL TOTAL	IMMATIC. DU NAVIRE	PAYS DE DESTINATION ET MARCHANDISE
GERMANY WEST CONT. CONT.							ALLEMAGNE O. SUITE
PIPES, TUBES, IRON, STEEL	GER		7		7	ALL	TUYAUX, TUBES FER, ACIER
WIRE	GER		4		4	ALL	FIL METALLIQUE
ALUMINUM	U K	77			77	R U	ALUMINIUM
	GEP	225			225	ALL	
COMMODITY TOTAL		302			302		TOTAL DE MARCHANDISE
COPPER AND ALLOYS	U K	22			22	R U	CUIVRE ET ALLIAGES
	GER	4,390	2		4,392	ALL	
	NORW	550			550	NORV	
COMMODITY TOTAL		4,962	2		4,964		TOTAL DE MARCHANDISE
LEAD AND ALLOYS	U K				221	R U	PLOMB ET ALLIAGES
ZINC AND ALLOYS	GER		262		262	ALL	ZINC ET ALLIAGES
	NORW				6,720	NORV	
	OTHER				662	AUTRE	
COMMODITY TOTAL			262		7,644		TOTAL DE MARCHANDISE
NON-FERROUS METALS NES	GER	1	20		21	ALL	METEAUX NON-FERREUX NDA
	NORW	551	21		572	NORV	
COMMODITY TOTAL		552	41		593		TOTAL DE MARCHANDISE
METAL FAB-BASIC PRD.	GER		2		2	ALL	OUVR. DE BASE EN METAL
TRACTORS	SWEDN		8		86	SUEDE	TRACTEURS
MACHINERY NES	GER	164	98		268	ALL	MACHINES NDA
	NORW	66	46		112	NORV	
	SWEDN	1,143	1,042		2,185	SUEDE	
	LIBER				5	LIBER	
	OTHER				5	AUTRE	
COMMODITY TOTAL		1,704	1,523	11	3,238		TOTAL DE MARCHANDISE
PASS. AUTOS AND CHASSIS	U K	3			3	R U	VOITURES PART., CHASSIS
	SWEDN	482	38		520	SUEDE	
	OTHER	124	27		151	AUTRE	
COMMODITY TOTAL		609	65		674		TOTAL DE MARCHANDISE
TRUCKS AND CHASSIS	SWEDN	26			26	SUEDE	CAMIONS ET CHASSIS
	OTHER	8			8	AUTRE	
COMMODITY TOTAL		34			34		TOTAL DE MARCHANDISE
MOTOR VEHICLE ENGINES	GER		39		39	ALL	MOTEURS DE VEH. AUTOM.
	NORW		6		6	NORV	
COMMODITY TOTAL			45		45		TOTAL DE MARCHANDISE
ROAD MOTOR VEH. NES	SWEDN	33			33	SUEDE	VEH. AUTOM. ROUTIERS NDA
SHIPS, AIRCRAFT, MIS. VEH.	SWEDN	3			3	SUEDE	NAVIRES, AVIONS, VEH. DIV
	OTHER		5		5	AUTRE	
COMMODITY TOTAL		3	5		8		TOTAL DE MARCHANDISE
EQUIPMENT MISC.	U K	40			40	R U	MATERIEL DIVERS
	GER	5	27		32	ALL	
	GREEK				2	GRECQ	
	NORW	35			35	NORV	
	SWEDN	72			72	SUEDE	
	OTHER	65			66	AUTRE	
COMMODITY TOTAL		217	27	1	247		TOTAL DE MARCHANDISE
PERSONAL, HOUSEHOLD GOODS	GER		26		26	ALL	ART. PERS. ET MENAGERS
	NORW	2			2	NORV	
	OTHER		1		3	AUTRE	
COMMODITY TOTAL		2	27	2	31		TOTAL DE MARCHANDISE
FIREARMS, AMMUNITION	GREEK		1,455		1,455	GRECQ	ARMES A FEU, MUNITIONS
	CAN	849			849	CAN	
COMMODITY TOTAL		849	1,455		2,304		TOTAL DE MARCHANDISE
CONTAINERS, CLOSURES	U K	305			305	R U	CONTENEURS, FERMETURES
	GER	34	7		41	ALL	
	PANAM	5			5	PANAM	
COMMODITY TOTAL		344	7		351		TOTAL DE MARCHANDISE
MISC. END PRODUCTS NES	GER	46	8		54	ALL	PRODUITS FINIS DIV. NDA
	SWEDN	56			56	SUEDE	
	OTHER	56			56	AUTRE	
COMMODITY TOTAL		158	8		166		TOTAL DE MARCHANDISE
GENERAL CARGO	U K	1			1	R U	MARCHANDISES DIVERSES
	GER	20	235		255	ALL	
	NORW	1	111		112	NORV	
	SWEDN	27	7		34	SUEDE	
	OTHER	4			4	AUTRE	
COMMODITY TOTAL		53	353		406		TOTAL DE MARCHANDISE
CONTAINERIZED FREIGHT	U K	788			788	R U	FRET CONTENEURESE
	DENMK			1,908	2,696	R U	
	GER	18,925	958		20,419	DANMK	
	GREEK			536	536	ALL	
	NETH	2,734		1,410	1,410	GRECQ	
	NORW	294	192		2,734	P. BAS	
	SWEDN	12,933	900		486	NORV	
	CAN	695		4,662	18,495	SUEDE	
	OTHER	3,436	196		695	CAN	
COMMODITY TOTAL		39,805	2,246	9,422	51,473	AUTRE	TOTAL DE MARCHANDISE
COUNTRY/REGION TOTAL		3,667,497*	228,058*	480,994*	4,376,549*		TOTAL DE PAYS/REGION
GREECE							GREECE
FISH, CANNED	OTHER			30	30	AUTRE	POISSON EN BOITES
POTATOES	GER	3,630			3,630	ALL	POMMES DE TERRE
	NORW	2,946			2,946	NORV	
COMMODITY TOTAL		6,576			6,576		TOTAL DE MARCHANDISE

TABLE 1. CARGOES LOADED AT CANADIAN PORTS FOR FOREIGN COUNTRIES, IN 1976.

TABLEAU 1. MARCHANDISES CHARGÉES DANS LES PORTS CANADIENS A DESTINATION DE PAYS ÉTRANGERS, EN 1976.

COUNTRY OF DESTINATION AND KIND OF CARGO	REGISTRY OF VESSEL	ATLANTIC ATLANTIQUE	GREAT LAKES GRANDS LACS	PACIFIC PACIFIQUE	TOTAL TOTAL	IMMATIC. DU NAVIRE	PAYS DE DESTINATION ET MARCHANDISE
GREECE							GRECE
FEEDS, VEGETABLE ORIGIN	GREEK	30			30	GRECQ	SUITE
LEAD ORE AND CONC.	GREEK			10,000	10,000	GRECQ	PROV. D'ORIGINE VEGETALE
ASBESTOS	CTHER	1,508		2,064	3,572	AUTRE	MINERAI, CONC. DE PLOMB
SULPHUR IN ORES	LIBER		14,140		14,140	LIBER	AMIANTE
LUMBER AND TIMBER	GREEK	3,190			3,190	GRECQ	SOUFRE EN MINERAI
	OTHER			50	50	AUTRE	BOIS D'OEUVRE ET CHARP.
COMMODITY TOTAL		3,190		50	3,240		TOTAL DE MARCHANDISE
VENEER, PLYWOOD	OTHER			26	26	AUTRE	PLACAGES, CONTRE-PLAQ.
PULP	NORW			5,512	5,512	NORV	PATE
	LIBER			2,406	2,406	LIBER	
	OTHER	663		2,106	2,769	AUTRE	
COMMODITY TOTAL		663		10,024	10,687		TOTAL DE MARCHANDISE
PAPERBOARD	PANAM	2,486			2,486	PANAM	CARTON
	OTHER	3,120			3,120	AUTRE	
COMMODITY TOTAL		5,606			5,606		TOTAL DE MARCHANDISE
TEXTILE FAB. MTL NES	GREEK	11			11	GRECQ	OUVR. EN MAT. TEXT. NDA
INORGANIC CHEMS. NES	GREEK	626			626	GRECQ	PROD. CHIM. INCRG. NDA
AGRICULTURAL CHEMICALS	OTHER			9	9	AUTRE	PROD. CHIM. AGRICOLLES
MACHINERY NES	GREEK	827			827	GRECQ	MACHINES NDA
	OTHER			42	42	AUTRE	
COMMODITY TOTAL		827		42	869		TOTAL DE MARCHANDISE
PASS. AUTOS AND CHASSIS	GREEK	1			1	GRECQ	VOITURES PART., CHASSIS
	OTHER	2			2	AUTRE	
COMMODITY TOTAL		3		2	5		TOTAL DE MARCHANDISE
MOTOR VEHICLE ENGINES	OTHER		5		5	AUTRE	MOTEURS DE VEH. AUTOM.
ROAD MOTOR VEH. NES	GREEK	2			2	GRECQ	VEH. AUTOM. ROUTIERS NDA
SHIPS, AIRCRAFT, MIS. VEH	GREEK	200			200	GRECQ	NAVIRES, AVIONS, VEH. DIV
	OTHER	1			1	AUTRE	
COMMODITY TOTAL		201			201		TOTAL DE MARCHANDISE
EQUIPMENT MISC.	GREEK	771			771	GRECQ	MATERIEL DIVERS
	OTHER	3			3	AUTRE	
COMMODITY TOTAL		774			774		TOTAL DE MARCHANDISE
PERSONAL, HOUSEHOLD GOODS	GREEK	2			2	GRECQ	ART. PERS. ET MENAGERS
	OTHER	10			10	AUTRE	
COMMODITY TOTAL		12			12		TOTAL DE MARCHANDISE
GENERAL CARGO	GREEK	3			3	GRECQ	MARCHANDISES DIVERSES
CONTAINERIZED FREIGHT	GER	3,011			3,011	ALL	FRET CONTENEURESE
	LIBER	4,626			4,626	LIBER	
	OTHER	8,262			8,262	AUTRE	
COMMODITY TOTAL		15,899			15,899		TOTAL DE MARCHANDISE
COUNTRY/REGION TOTAL		35,931*	14,145*	22,271*	72,347*		TOTAL DE PAYS/REGION
ICELAND							ISLANDE
WHEAT FLOUR	OTHER	222			222	AUTRE	FARINE DE BLE
MACARONI, CEREAL PROD.	OTHER	4			4	AUTRE	PATES ALIM. PROD. CEREAL
VEGETABLE PREP. NES	OTHER	2			2	AUTRE	PREP. DE LEGUMES NDA
SPICES	OTHER	2			2	AUTRE	EPICES
DIST. ALCOHOLIC BEV.	OTHER	4			4	AUTRE	BOISS. ALCOOL. DIST.
PAPERBOARD	CTHER	362			362	AUTRE	CARTON
MISC. END PRODUCTS NES	OTHER	3			3	AUTRE	PRODUITS FINIS DIV. NDA
COMMODITY TOTAL		599*			599*		TOTAL DE PAYS/REGION
IRELAND							IRLANDE
WHEAT	PANAM		6,551		6,551	PANAM	BLE
VEGETABLES, FROZEN	DENMK	422			422	DANMK	LEGUMES, CONGELES
SOYA. OIL MEAL, CAKE	GER		2,201		2,201	ALL	FARINE TGURT. GR. SOYA
CONC. COMPLETE FEEDS	NORW		9,063		9,063	NORV	CONC., PRCV. COMPLETES
	PANAM		5,234		5,234	PANAM	
COMMODITY TOTAL			14,297		14,297		TOTAL DE MARCHANDISE
LUMBER AND TIMBER	U K	1,714			1,714	R U	BOIS D'OEUVRE ET CHARP.
	GREEK	3,850			3,850	GRECQ	
	LIBER			14,141	14,141	LIBER	
	OTHER	5,400	255		12,347	AUTRE	
COMMODITY TOTAL		10,964	255		44,782		TOTAL DE MARCHANDISE
VENEER, PLYWOOD	LIBER				338	LIBER	PLACAGES, CONTRE-PLAQ.
PULP	U K				2,520	R U	PATE
	GER	582			582	ALL	
	SWEDN				949	SUEDE	
	OTHER	2,336	2,250		4,586	AUTRE	
COMMODITY TOTAL		2,918	2,250	3,469	8,637		TOTAL DE MARCHANDISE
NEWSPRINT PAPER	U K	900			900	R U	PAPIER JOURNAL
	SWEDN	3,965			3,965	SUEDE	
	LIBER	908			908	LIBER	
	OTHER	9,002			9,002	AUTRE	
COMMODITY TOTAL		14,775			14,775		TOTAL DE MARCHANDISE
PAPERBOARD	LIBER			100	100	LIBER	CARTON
PIPES, TUBES: IRON, STEEL	CTHER		320		320	AUTRE	TUYAUX, TUBES: FER, ACIER
ALUMINUM	U K				208	R U	ALUMINIUM
	LIBER				661	LIBER	
	OTHER	22			22	AUTRE	
COMMODITY TOTAL		22		869	891		TOTAL DE MARCHANDISE
METAL FAB. PLASTIC PROD.	OTHER		29		29	AUTRE	OUVR. DE BASE EN METAL

TABLE 1. CARGOES LOADED AT CANADIAN PORTS FOR FOREIGN COUNTRIES, IN 1976.

TABLEAU 1. MARCHANDISES CHARGÉES DANS LES PORTS CANADIENS A DESTINATION DE PAYS ÉTRANGERS, EN 1976.

COUNTRY OF DESTINATION AND KIND OF CARGO	REGISTRY OF VESSEL	ATLANTIC ATLANTIQUE	GREAT LAKES GRANDS LACS	PACIFIC PACIFIQUE	TOTAL TOTAL	IMMATIC. DU NAVIRE	PAYS DE DESTINATION ET MARCHANDISE
IRELAND CONT.							
MACHINERY NES	CTHER	541	59		600	AUTRE	IRLANDE
TRUCKS AND CHASSIS	CTHER		5		5	AUTRE	MACHINES NDA
ROAD MOTOR VEH. NES	CTHER		20		20	AUTRE	CAMIONS ET CHASSIS
RUBBER TIRES AND TUBES	CTHER		9		9	AUTRE	VEH. AUTOM. ROUTIERS NDA
GENERAL CARGO	OTHER	1			1	AUTRE	PNEUS, CHAMBRES A AIR
CONTAINERIZED FREIGHT	U K	11,268			11,268	R U	MARCHANDISES DIVERSES
	GER			4	4	ALL	FRET CONTENEURESE
	LIBER	1,144			1,144	LIBER	
	OTHER		89		89	AUTRE	
COMMODITY TOTAL		12,412	89	4	12,505		TOTAL DE MARCHANDISE
COUNTRY/REGION TOTAL		42,055*	26,085*	38,343*	106,483*		TOTAL DE PAYS/REGION
ITALY							
FISH, FRESH OR FROZEN	GER	94			94	ALL	ITALIE
	ITALY			509	509	ITAL	POISSON, FRAIS OU CONG.
	CTHER			50	50	AUTRE	
COMMODITY TOTAL		94		559	653		TOTAL DE MARCHANDISE
FISH, CANNED	ITALY			227	227	ITAL	POISSON EN BOITES
BARLEY	U K	47,040			47,040	R U	ORGE
	GREEK	31,151			31,151	GRECC	
	ITALY	576,861			576,861	ITAL	
	NORW			115,792	115,792	NORV	
	SWEDN	34,947			34,947	SUEDE	
	LIBER	42,748			42,748	LIBER	
	PANAM	1,545			1,545	PANAM	
	OTHER	30,615			30,615	AUTRE	
COMMODITY TOTAL		764,907		115,792	880,699		TOTAL DE MARCHANDISE
CORN	U K	24,442			24,442	R U	MAIS
	ITALY	6,293			6,293	ITAL	
COMMODITY TOTAL		30,735			30,735		TOTAL DE MARCHANDISE
OATS	GREEK		16,438		16,438	GRECC	AVOINE
	CTHER		29,223		29,223	AUTRE	
COMMODITY TOTAL			45,661		45,661		TOTAL DE MARCHANDISE
WHEAT	U K	59,788			59,788	R U	BLÉ
	GER	40,012			40,012	ALL	
	GREEK	103,338			103,338	GRECC	
	ITALY	63,679			63,679	ITAL	
	NETH	38,580			38,580	P. BAS	
	SWEDN	19,437			19,437	SUEDE	
	LIBER	296,248			296,248	LIBER	
	PANAM	20,446			20,446	PANAM	
	OTHER	45,851			45,851	AUTRE	
COMMODITY TOTAL		687,379			687,379		TOTAL DE MARCHANDISE
POTATOES	U K	9,778			9,778	R U	POMMES DE TERRE
	DENMK	2,750			2,750	DANMK	
	GER	4,484			4,484	ALL	
	GREEK	1,100			1,100	GRECC	
	ITALY	3,315			3,315	ITAL	
	PANAM	3,526			3,526	PANAM	
	CTHER	13,935			13,935	AUTRE	
COMMODITY TOTAL		38,888			38,888		TOTAL DE MARCHANDISE
VEGETABLE PREP. NES	ITALY			40	40	ITAL	PREP. DE LEGUMES NDA
SAUSAGE SKINS, CASINGS	OTHER	7			7	AUTRE	BOYAUX A SAUCISSES
SEEDS FOR SOWING NES	ITALY			22	22	ITAL	GRAINES DE SEMENCE NDA
RAPESEED	ITALY			1,158	1,158	ITAL	GRAINE DE COLZA
SOYA BEANS	LIBER	10,192			10,192	LIBER	GRAINE DE SOYA
LGGS	OTHER	100			100	AUTRE	BILLES
PULPWOOD	DENMK	5,065			5,065	DANMK	BOIS A PATE
	GER	4,260			4,260	ALL	
	NORW	4,435			4,435	NORV	
	OTHER	7,043			7,043	AUTRE	
COMMODITY TOTAL		20,803			20,803		TOTAL DE MARCHANDISE
IRON ORE AND CONC	U K	171,392			171,392	R U	MINERAL, CONC. DE FER
	GREEK	28,536			28,536	GRECC	
	ITALY	1,702,536			1,702,536	ITAL	
	NORW	98,561			98,561	NORV	
	LIBER	344,286			344,286	LIBER	
	JAPAN	59,639			59,639	JAPON	
	OTHER	31,896			31,896	AUTRE	
COMMODITY TOTAL		2,436,846			2,436,846		TOTAL DE MARCHANDISE
LEAD ORE AND CONC.	NORW	5,468			5,468	NORV	MINERAL, CONC. DE PLOMB
TITANIUM ORE	ITALY	46,250			46,250	ITAL	MINERAL DE TITANE
ZINC ORE AND CONC.	U K	8,681			8,681	R U	MINERAL, CONC. DE ZINC
	NORW			5,179	5,179	NORV	
	LIBER	46,576			46,576	LIBER	
COMMODITY TOTAL		55,257		5,179	60,436		TOTAL DE MARCHANDISE
IRON AND STEEL SCRAP	ITALY	55,184			55,184	ITAL	DECHETS DE FER, CACIER
COAL, BITUMINOUS	LIBER			55,000	55,000	LIBER	CHARBON BITUMINEUX
ASBESTOS	ITALY			2,725	2,725	ITAL	AMIANTE
	PANAM			602	602	PANAM	
	CTHER			82	82	AUTRE	
COMMODITY TOTAL				3,409	3,409		TOTAL DE MARCHANDISE
STONE, CRUDE NES	CTHER	490			490	AUTRE	PIERRE BRUTE NDA
SULPHUR IN ORES	GREEK			13,232	13,232	GRECC	SOUFRE EN MINERAL

TABLE 1. CARGOES LOADED AT CANADIAN PORTS FOR FOREIGN COUNTRIES, IN 1976.

TABLEAU 1. MARCHANDISES CHARGÉES DANS LES PORTS CANADIENS A DESTINATION DE PAYS ÉTRANGERS, EN 1976.

COUNTRY OF DESTINATION AND KIND OF CARGO	REGISTRY OF VESSEL	ATLANTIC ATLANTIQUE	GREAT LAKES GRANDS LACS	PACIFIC PACIFIQUE	TOTAL TOTAL	IMMATIC. DU NAVIRE	PAYS DE DESTINATION ET MARCHANDISE
ITALY	CONT.						ITALIE
	ITALY	16,576			16,576	ITAL	SUITE
	SWEDN			38,943	38,943	SUEDE	
	LIBER			17,585	17,585	LIBER	
	OTHER					AUTRE	
COMMODITY TOTAL		21,187	15,712	160,778	197,677		TOTAL DE MARCHANDISE
CRUDE NON-MET. MIN. NES	OTHER	37,763	15,712	230,538	284,013	AUTRE	MIN. NON-MET. BRUTS NDA
COTTON, TEXTILE WASTE	ITALY	3,093		25	3,093	ITAL	DECHETS DE COTON, TEXT.
	OTHER	1			1	AUTRE	
COMMODITY TOTAL		1		25	26		TOTAL DE MARCHANDISE
LUMBER AND TIMBER	U K			371	371	R U	BOIS D'OEUVRE ET CHARP.
	GER			1,890	1,890	ALL	
	ITALY			17,202	17,202	ITAL	
	NORW			1,125	1,125	NORV	
	LIBER			5,578	5,578	LIBER	
	JAPAN			2,990	2,990	JAPON	
	OTHER			2,847	2,847	AUTRE	
COMMODITY TOTAL				32,003	32,003		TOTAL DE MARCHANDISE
SHINGLES AND SHAKES	LIBER			2	2	LIBER	BARREAUX, BARO. FAÇADE
VENEER, PLYWOOD	ITALY			345	345	ITAL	PLACAGES, CONTRE-PLAQ.
	NORW			10	10	NORV	
	JAPAN			128	128	JAPON	
COMMODITY TOTAL				483	483		TOTAL DE MARCHANDISE
WOOD FAB. MATERIALS	ITALY			8	8	ITAL	DEMI-PRODUITS EN BOIS
PULP	U K	15,622		11,352	26,974	R U	PATE
	DENMK	3,000		2,660	5,660	DANMK	
	GER	6,438		2,954	9,392	ALL	
	GREEK	1,520		39,748	41,268	GRECQ	
	ITALY			35,787	35,787	ITAL	
	NORW	25,103		112,599	137,702	NORV	
	LIBER	3,070		65,070	68,140	LIBER	
	PANAM	2,758			2,758	PANAM	
	OTHER	46,308	4,728	49,203	100,239	AUTRE	
COMMODITY TOTAL		103,819	4,728	319,373	627,920		TOTAL DE MARCHANDISE
NEWSPRINT PAPER	OTHER	990		1,216	2,206	AUTRE	PAPIER JOURNAL
ANIMAL OILS, EXC. MARINE	OTHER		1,448		1,448	AUTRE	HUIL. ANIM. SAUF AN. MAR.
INORGANIC CHEMS. NES	ITALY			40	40	ITAL	PROD. CHIM. INDRG. NDA
POTASH	GREEK			16,197	16,197	GRECQ	POTASSE
	OTHER			17,234	17,234	AUTRE	
COMMODITY TOTAL				33,431	33,431		TOTAL DE MARCHANDISE
FERTILIZERS NES	GREEK	11,551			11,551	GRECQ	ENGRAIS CHIMIQUE NDA
	ITALY	16,929			16,929	ITAL	
	LIBER	15,043			15,043	LIBER	
	JAPAN	5,537			5,537	JAPON	
COMMODITY TOTAL		49,060			49,060		TOTAL DE MARCHANDISE
PLASTIC MATERIALS	ITALY			39	39	ITAL	MATIERES PLASTIQUES
CHEM. SPECIALTIES NES	NORW	1,050			1,050	NORV	PROD. CHIM. SPECIAUX NDA
	OTHER			80	80	AUTRE	
COMMODITY TOTAL		1,050		80	1,130		TOTAL DE MARCHANDISE
PIG IRON	NETH	7,392			7,392	P. BAS	FER EN GUEUSE
	LIBER	66,092			66,092	LIBER	
COMMODITY TOTAL		73,484			73,484		TOTAL DE MARCHANDISE
PRIMARY IRON, STEEL NES	ITALY		19,512		19,512	ITAL	FER, ACIER PRIMAIR. NDA
BAR AND RODS, STEEL	ITALY		5,553		5,553	ITAL	BARRES ET TIGES ACIER
PLATE & SHEET STEEL	ITALY		1,135		1,135	ITAL	TOLES, FEUILLES D'ACIER
	PANAM		12,765		12,765	PANAM	
	OTHER		18,553		18,553	AUTRE	
COMMODITY TOTAL			32,453		32,453		TOTAL DE MARCHANDISE
STRUCTURAL SHAPES	ITALY		13,671		13,671	ITAL	PROFILES DE CONSTRUCT.
	PANAM			12	12	PANAM	
COMMODITY TOTAL			13,671		13,683		TOTAL DE MARCHANDISE
LEAD AND ALLOYS	ITALY			2,145	2,145	ITAL	PLOMB ET ALLIAGES
	OTHER			827	827	AUTRE	
COMMODITY TOTAL				2,972	2,972		TOTAL DE MARCHANDISE
NON-FERROUS METALS NES	ITALY			2	2	ITAL	METAUX NON-FERREUX NDA
METAL FAB. BASIC PROD.	ITALY			9	9	ITAL	OUVR. DE BASE EN METAL
NON-MET. MIN. BASIC PROD	ITALY			2	2	ITAL	PROD. MIN. NON-MET. BASE
	OTHER	2			2	AUTRE	
COMMODITY TOTAL		2			4		TOTAL DE MARCHANDISE
TRACTORS	PANAM			2	2	PANAM	TRACTEURS
MACHINERY NES	ITALY			24	24	ITAL	MACHINES NDA
	LIBER			3	3	LIBER	
	U S A	66			66	E-U	
	OTHER	82		5	87	AUTRE	
COMMODITY TOTAL		148			180		TOTAL DE MARCHANDISE
PASS. AUTOS AND CHASSIS	ITALY	1		3	4	ITAL	VOITURES PART., CHASSIS
	OTHER	3			3	AUTRE	
COMMODITY TOTAL		4			7		TOTAL DE MARCHANDISE
EQUIPMENT MISC.	ITALY			11	11	ITAL	MATERIEL DIVERS
	OTHER			2	2	AUTRE	
COMMODITY TOTAL				13	13		TOTAL DE MARCHANDISE
PERSONAL, HOUSEHOLD GOODS	ITALY			6	6	ITAL	ART. PERS. ET MENAGERS
	U S A	6			6	E-U	
	OTHER	3	1	1	5	AUTRE	
COMMODITY TOTAL		9	1	7	17		TOTAL DE MARCHANDISE
CONTAINERS, CLOSURES	OTHER	86			86	AUTRE	CONTENEURS, FERMETURES
MISC. END PRODUCTS NES	DENMK	2,500			2,500	DANMK	PRODUITS FINIS DIV. NDA

TABLE 1. CARGOES LOADED AT CANADIAN PORTS FOR FOREIGN COUNTRIES, IN 1976.

COUNTRY OF DESTINATION AND KIND OF CARGO		REGISTRY OF VESSEL	ATLANTIC ATLANTIQUE	GREAT LAKES GRANDS LACS	PACIFIC PACIFIQUE	TOTAL TOTAL	IMMATIC. DU NAVIRE	PAYS DE DESTINATION ET MARCHANDISE
ITALY CONT.								ITALIE SUITE
		GER			1	1	ALL	
		ITALY	4			4	ITAL	
		NORW	2,400			2,400	NORV	
		OTHER	10	15		25	AUTRE	
	COMMODITY TOTAL GENERAL CARGO	ITALY	4,914	15	1	4,930	ITAL	TOTAL DE MARCHANDISE MARCHANDISES DIVERSES
		OTHER	2		33	2	AUTRE	
	COMMODITY TOTAL CONTAINERIZED FREIGHT	GER	22,633		11	22,644	ALL	TOTAL DE MARCHANDISE FRET CONTENEURESE
		ITALY	15,696		321	16,017	ITAL	
		LIBER	3,048		40	3,088	LIBER	
		PANAM	2,237			2,237	PANAM	
		OTHER	58,666	2		58,668	AUTRE	
	COMMODITY TOTAL		102,280	2	372	102,654		TOTAL DE MARCHANDISE
	COUNTRY/REGION TOTAL		4,529,305*	138,756*	802,084*	5,470,145*		TOTAL DE PAYS/REGION
NETHERLANDS								PAYS-BAS
	MEAT, FRESH OR FROZEN	PANAM	176			176	PANAM	VIANDE, FRAICHE / CONG.
	FISH, FRESH OR FROZEN	U K			125	125	R U	POISSON, FRAIS OU CONG.
		DENMK			20	20	DANMK	
		NORW	125			125	NORV	
		SWEDN			84	84	SUEDE	
		JAPAN			51	51	JAPON	
		PANAM	100			100	PANAM	
		OTHER	1,214			1,214	AUTRE	
	COMMODITY TOTAL FISH, CANNED		1,439		280	1,719		TOTAL DE MARCHANDISE POISSON EN BOITES
	BARLEY	GER			2	2	ALL	ORGE
		U K	58,914	2,940		61,854	R U	
		GER	21,112	9,045		30,157	ALL	
		GREEK	25,778			25,778	GRECC	
		LIBER	14,214	11,575	68,936	94,725	LIBER	
		JAPAN			23,520	23,520	JAPON	
		CAN	1,120			1,120	CAN	
		OTHER	10,005			10,005	AUTRE	
	COMMODITY TOTAL CORN		131,143	23,560	92,456	247,159		TOTAL DE MARCHANDISE MAIS
		U K	49,758			49,758	F U	
		GREEK	13,360			13,360	GRECC	
		ITALY	5,524			5,524	ITAL	
		NETH	8,374			8,374	P. BAS	
		SWEDN	5,350			5,350	SUEDE	
		LIBER	15,373			15,373	LIBER	
		PANAM	6,540			6,540	PANAM	
		OTHER	9,520			9,520	AUTRE	
	COMMODITY TOTAL OATS		113,799	9,549		113,799		TOTAL DE MARCHANDISE AVOINE
		U K		9,549		9,549	R U	
		DENMK		1,102		1,102	DANMK	
		GER		1,686		1,686	ALL	
		GREEK		119,428		119,428	GRECC	
		ITALY	6,728			6,728	ITAL	
		LIBER		10,192		10,192	LIBER	
		PANAM		494		494	PANAM	
		OTHER		26,354		26,354	AUTRE	
	COMMODITY TOTAL RYE		6,728	168,805		175,533		TOTAL DE MARCHANDISE SEIGLE
		GREEK	3,528	2,012		5,540	GRECC	
		NETH	3,607			3,607	P. BAS	
		NORW	1,040			1,040	NORV	
		LIBER	6,174	2,205		8,379	LIBER	
		JAPAN			2,240	2,240	JAPON	
		OTHER		4,200		4,200	AUTRE	
	COMMODITY TOTAL WHEAT		14,349	8,417	2,240	25,006		TOTAL DE MARCHANDISE BLE
		U K	161,926	4,928		166,854	R U	
		DENMK	86,565			86,565	DANMK	
		GER	57,131			57,131	ALL	
		GREEK	80,603	2,912		83,515	GRECC	
		NETH	12,268			12,268	P. BAS	
		NORW	7,669			7,669	NORV	
		SWEDN	39,885			39,885	SUEDE	
		LIBER	46,034			46,034	LIBER	
		PANAM	10,073			10,073	PANAM	
		CAN	8,400			8,400	CAN	
		OTHER	61,228			61,228	AUTRE	
	COMMODITY TOTAL FROZEN FRUITS, BERRIES PCTATOES		571,782	7,840		579,622		TOTAL DE MARCHANDISE FRUITS, BAIES CONGELES POMMES DE TERRE
		PANAM	127			127	PANAM	
		U K	742			742	R U	
		GER	12,650			12,650	ALL	
		GREEK	8,541			8,541	GRECC	
		NORW	1,000			1,000	NORV	
		OTHER	5,859			5,859	AUTRE	
	COMMODITY TOTAL VEGETABLES, FRESH SAUSAGE SKINS, CASINGS HULLS, SCREENINGS, CHAFF		28,792			28,792		TOTAL DE MARCHANDISE LEGUMES, FRAIS BOYAUX A SAUCISSES ECOLORS, CRIBLURES, BAL
		NORW	758			758	NORV	
		NORW		5		5	NORV	BOYAUX A SAUCISSES
		GREEK			5,522	5,522	GRECC	ECOLORS, CRIBLURES, BAL
		LIBER			9,408	9,408	LIBER	
	COMMODITY TOTAL				14,930	14,930		TOTAL DE MARCHANDISE

TABLE 1. CARGOES LOADED AT CANADIAN PORTS FOR FOREIGN COUNTRIES, IN 1976.

TABLEAU 1. MARCHANDISES CHARGÉES DANS LES PORTS CANADIENS A DESTINATION DE PAYS ÉTRANGERS, EN 1976.

COUNTRY OF DESTINATION AND KIND OF CARGO	REGISTRY OF VESSEL	ATLANTIC ATLANTIQUE	GREAT LAKES GRANDS LACS	PACIFIC PACIFIQUE	TOTAL TOTAL	IMMATIC. DU NAVIRE	PAYS DE DESTINATION ET MARCHANDISE	
NETHERLANDS CONT. FEEDS, VEGETABLE ORIGIN CONC. COMPLETE FEEDS	OTHER		213		213	AUTRE	PAYS-BAS SUITE PROV. D'ORIGINE VEGETALE CONC., PROV. COMPLETEES	
	U K	11,772			11,772	R U		
	DENMK		5,932		5,932	DANMK		
	GER		7		7	ALL		
	GREEK		12,868	3,292	16,160	GRECO		
	ITALY	4,320			4,320	ITAL		
	LIBER		3,911		3,911	LIBER		
	JAPAN			30,548	30,548	JAPON		
	PANAM		3,282		3,282	PANAM		
	OTHER	7,821	25,931		33,752	AUTRE		
COMMODITY TOTAL		23,913	51,931	33,840	109,684		TOTAL DE MARCHANDISE	
DIST. ALCOHOLIC BEV. RAW HIDES AND SKINS	GER	6			6	ALL	BOISS. ALCOOL. DIST. PEAUX ET CUIRS BRUT	
	U K	45			45	R U		
	NORW	25			25	NORV		
COMMODITY TOTAL		70			70		TOTAL DE MARCHANDISE	
CRUDE ANIMAL PROD. NES FLAXSEED	PANAM	3			3	PANAM	PR. BRUTS ORIG. ANIM. NDA GRAINE DE LIN	
	DENMK		7,716		7,716	DANMK		
	GER		681		681	ALL		
	GREEK	5,355	8,566	327	14,248	GRECO		
	LIBER		11,151		11,151	LIBER		
	PANAM		4,966		4,966	PANAM		
COMMODITY TOTAL	OTHER		1,232	700	1,932	AUTRE	TOTAL DE MARCHANDISE	
MUSTARD SEED		5,355	34,312	1,027	40,694		GRAINE DE MOUTARDE	
	DENMK		950		950	DANMK	TOTAL DE MARCHANDISE	
	GER		1,641		1,641	ALL		
	LIBER		4,485		4,485	LIBER		
	OTHER		5,323		5,323	AUTRE		
COMMODITY TOTAL			12,399		12,399			GRAINE DE COLZA
RAPESEED	DENMK		3,056		3,056	DANMK	TOTAL DE MARCHANDISE	
	GER		2,565		2,565	ALL		
	GREEK		10,173		10,173	GRECO		
	LIBER		4,390		4,390	LIBER		
	OTHER		13,926	7,076	21,002	AUTRE		
COMMODITY TOTAL			34,110	7,076	41,186		GRAINE DE SOYA	
SOYA BEANS	SWEDN	15,880			15,880	SUEDE	TOTAL DE MARCHANDISE	
	LIBER	23,380			23,380	LIBER		
	JAPAN			2,800	2,800	JAPON		
	OTHER	11,997			11,997	AUTRE		
COMMODITY TOTAL		51,257		2,800	54,057			PR. BRUTS ORIG. VEG. NDA
CRUDE VEG. PROD. NES IRON ORE AND CONC	GER	1			1	ALL	MINERAI, CONC. DE FER	
	U K	426,456			426,456	R U		
	GER	1,320,816			1,320,816	ALL		
	GREEK	82,061			82,061	GRECO		
	NORW	1,871,158			1,871,158	NORV		
	SWEDN	106,400			106,400	SUEDE		
	LIBER	870,157			870,157	LIBER		
	JAPAN	1,319,434			1,319,434	JAPON		
	OTHER	49,745			49,745	AUTRE		
COMMODITY TOTAL		6,046,227			6,046,227			TOTAL DE MARCHANDISE
TITANIUM ORE	GER	26,960			26,960	ALL		MINERAI DE TITANE
	LIBER	33,069			33,069	LIBER		
COMMODITY TOTAL		60,029			60,029			TOTAL DE MARCHANDISE
ZINC ORE AND CONC.	U K			3,963	3,963	R U	MINERAI, CONC. DE ZINC	
	GER	58,171			58,171	ALL		
	PANAM	6,623			6,623	PANAM		
COMMODITY TOTAL		64,794		3,963	68,757		TOTAL DE MARCHANDISE	
ORES AND CONC. NES	GER	137		416	553	ALL	MINERAIS ET CONC. NDA	
	GREEK			160	160	GRECO		
COMMODITY TOTAL		137		576	713		TOTAL DE MARCHANDISE	
IRON AND STEEL SCRAP	LIBER			55	55	LIBER	DECHETS DE FER, D'ACIER	
	OTHER			24	24	AUTRE		
COMMODITY TOTAL				79	79		TOTAL DE MARCHANDISE	
NCA-FERROUS MET. SCRAP SLAG, DROSS, BY-PRODUCTS	GER			20	20	ALL	DECHETS METAL. NON FER. POUSS. GUEUL. SCOR. PROD.	
	U K	11,200			11,200	R U		
	DENMK	12,320			12,320	DANMK		
	GER	51,520			51,520	ALL		
	GREEK	33,936			33,936	GRECO		
	LIBER	59,837			59,837	LIBER		
	OTHER	9,408			9,408	AUTRE		
COMMODITY TOTAL		178,221			178,221			
COAL, BITUMINOUS ASBESTOS	GER	20,718			20,718	ALL		CHARBON BITUMINEUX AMIANTE
	LIBER			624	624	ALL		
	OTHER			136	136	LIBER		
				1,821	1,821	AUTRE		
COMMODITY TOTAL				2,581	2,581		TOTAL DE MARCHANDISE	
STONE, CRUDE NES SLLPHUR IN ORES	OTHER			1	1	AUTRE	PIERRE BRUTE NDA SOUFRE EN MINERAI	
	GREEK			39,341	39,341	GRECO		
	LIBER			170,273	170,273	LIBER		
COMMODITY TOTAL				209,614	209,614		TOTAL DE MARCHANDISE	
CRUDE NON-MET. MIN. NES	U K	5,500			5,500	R U	MIN. NON-MET. BRUTS NDA	
	GER			1	1	ALL		
	GREEK	5,500			5,500	GRECO		
COMMODITY TOTAL		11,000			11,001		TOTAL DE MARCHANDISE	
LUMBER AND TIMBER	U K			2,527	2,527	R U	BOIS OEUVRE ET CHARP.	
	DENMK			4,479	4,479	DANMK		
	GER	984	7,687	15	8,686	ALL		

TABLE 1. CARGOES LOADED AT CANADIAN PORTS FOR FOREIGN COUNTRIES, IN 1976.

TABLEAU 1. MARCHANDISES CHARGÉES DANS LES PORTS CANADIENS A DESTINATION DE PAYS ÉTRANGERS, EN 1976.

COUNTRY OF DESTINATION AND KIND OF CARGO	REGISTRY OF VESSEL	ATLANTIC ATLANTIQUE	GREAT LAKES GRANDS LACS	PACIFIC PACIFIQUE	TOTAL TOTAL	IMMATIC. DU NAVIRE	PAYS DE DESTINATION ET MARCHANDISE
NETHERLANDS	CCNT.						PAYS-BAS SUITE
	NORW	522	1,667	8,230	10,419	NORV	
	SWEDN	1,647	75		1,722	SUEDE	
	LIBER			3,133	3,133	LIBER	
	OTHER	548	147	5,973	7,068	AUTRE	
COMMODITY TOTAL FLOORING		4,101	9,576	24,357	38,034		TOTAL DE MARCHANDISE LAMES POUR PARQUET
	GER		9		9	ALL	
	NORW		35		35	NORV	
COMMODITY TOTAL SHINGLES AND SHAKES			44		44		TOTAL DE MARCHANDISE BARDEAUX, BARD. FAÇADE
	DENMK			357	357	DANMK	
	NORW			29	29	NORV	
	LIBER			2	2	LIBER	
	OTHER			11	11	AUTRE	
COMMODITY TOTAL VENEER, PLYWOOD				399	399		TOTAL DE MARCHANDISE PLACAGES, CONTRE-PLAQ.
	U K			415	415	R U	
	DENMK			698	698	DANMK	
	GER	29			29	ALL	
	NORW			1,772	1,772	NORV	
	LIBER			449	449	LIBER	
	OTHER			2,020	2,020	AUTRE	
COMMODITY TOTAL PULP		29		5,354	5,383		TOTAL DE MARCHANDISE PATE
	U K	14,796		15,634	30,430	R U	
	DENMK			4,343	4,343	DANMK	
	GER	1,371	1,143	1,488	4,002	ALL	
	GREEK			746	746	GRECO	
	NORW	11,300		62,053	73,353	NORV	
	SWEDN	106			106	SUEDE	
	LIBER			2,198	2,198	LIBER	
	OTHER	916	3,452	33,156	37,524	AUTRE	
COMMODITY TOTAL NEWSPRINT PAPER		28,489	4,595	123,818	156,902		TOTAL DE MARCHANDISE PAPIER JOURNAL
	U K	12,883			12,883	R U	
	GER	4,234			4,234	ALL	
	LIBER	2,500			2,500	LIBER	
	OTHER	7,397			7,397	AUTRE	
COMMODITY TOTAL PAPER NES		27,014			27,014		TOTAL DE MARCHANDISE PAPIER NDA
	GER	343			343	ALL	
	OTHER		1		1	AUTRE	
COMMODITY TOTAL PAPERBOARD		343	1		344		TOTAL DE MARCHANDISE CARTON
	U K	10,346			10,346	R U	
	GREEK	2,100			2,100	GRECO	
	SWEDN	2,639			2,639	SUEDE	
	OTHER	2,061			2,061	AUTRE	
COMMODITY TOTAL BLDG. PAPER AND BOARD WET MACHINE BOARD		17,146			17,146		TOTAL DE MARCHANDISE PLAQ. CONSTR., PAP/CART. CARTON EN PATE PRESSE
	SWEDN	197			197	SUEDE	
	GER	4			4	ALL	
	NORW		52		56	NORV	
COMMODITY TOTAL TEXTILE FAB. MTL NES ANIMAL OILS, EXC. MARINE		8	52		60		TOTAL DE MARCHANDISE OUVR. EN MAT. TEXT. NDA HUIL. ANIM. SAUF AN. MAR.
	GER	3	10		13	ALL	
	GREEK	1,093	1,688		2,781	GRECO	
	NORW	26,908	4,643		31,551	NORV	
	LIBER	9,807	11,016		20,823	LIBER	
COMMODITY TOTAL FISH, MARINE ANIMAL OIL VEG. OILS, FATS NES OILS, FATS, WAXES NES		37,808	17,347		55,155		TOTAL DE MARCHANDISE HUIL. DE POISSON, AN. MAR HUIL. MAT. GRAS. VEG. NDA HUIL. MAT. GRAS. CIRE NDA
	NORW	1,790			1,790	NORV	
	NORW	6,333			6,333	NORV	
	U K			1,157	1,157	R U	
	LIBER		574	1,124	1,698	LIBER	
COMMODITY TOTAL INORGANIC CHEMS. NES		574		2,281	2,855		TOTAL DE MARCHANDISE PROD. CHIM. INORG. NDA
	U K	4,993			4,993	R U	
	ITALY		3,009		3,009	ITAL	
	SWEDN	2			2	SUEDE	
	LIBER		3,295		3,295	LIBER	
COMMODITY TOTAL ORGANIC CHEMICALS NES		4,995	6,304		11,299		TOTAL DE MARCHANDISE PROD. CHIM. ORGAN. NDA
	U K	2,573			2,573	R U	
	NORW	15,019			15,019	NORV	
	SWEDN	4			4	SUEDE	
	LIBER	15,414	13,097		28,511	LIBER	
	OTHER	7,610	13,409		21,019	AUTRE	
COMMODITY TOTAL POTASH FERTILIZERS NES PLASTIC MATERIALS DYE STUFF, PIGMENT, PAINT CHEM. SPECIALTIES NES		40,620	26,506		67,126		TOTAL DE MARCHANDISE POTASSE ENGRAIS CHIMIQUE NDA MATIERES PLASTIQUES MAT. COLOR. PIG. PEINTURE PROD. CHIM. SPECIAUX NDA
	LIBER		44		44	LIBER	
	GER		20		20	ALL	
	GER	101			101	ALL	
	GER	16			16	ALL	
	ITALY		904		904	ITAL	
	NORW	2,100			2,100	NORV	
	JAPAN		1,311		1,311	JAPON	
	OTHER		1,433		1,433	AUTRE	
COMMODITY TOTAL GASOLINE		2,100	3,648		5,748		TOTAL DE MARCHANDISE ESSENCE
	GREEK		14,326		14,326	GRECO	
	NORW	12,862	30,360		43,222	NORV	
	OTHER	29,757			29,757	AUTRE	
COMMODITY TOTAL FUEL OIL		42,619	44,686		87,305		TOTAL DE MARCHANDISE MAZOUT
	GREEK	37,632			37,632	GRECO	
	LIBER	39,840			39,840	LIBER	
	OTHER		331		331	AUTRE	
COMMODITY TOTAL LUBRICATING OIL, GREASE COKE		77,472	331		77,803		TOTAL DE MARCHANDISE HUIL. GRASSE LUBRIF. COKE
	OTHER		606		606	AUTRE	
	U K			30,818	30,818	R U	

TABLE 1. CARGOES LOADED AT CANADIAN PORTS FOR FOREIGN COUNTRIES, IN 1976.

TABLEAU 1. MARCHANDISES CHARGÉES DANS LES PORTS CANADIENS A DESTINATION DE PAYS ÉTRANGERS, EN 1976.

COUNTRY OF DESTINATION AND KIND OF CARGO	REGISTRY OF VESSEL	ATLANTIC ATLANTIQUE	GREAT LAKES GRANDS LACS	PACIFIC PACIFIQUE	TOTAL TOTAL	IMMATIC. DU NAVIRE	PAYS DE DESTINATION ET MARCHANDISE
NETHERLANDS CCNT.							PAYS-BAS SUITE
	GER	32,000			32,000	ALL	
	GREEK	39,750			39,750	GRECQ	
	ITALY			16,727	16,727	ITAL	
	NORW	49,224		16,968	66,192	NORV	
	SWEDN	40,208			40,208	SUEDE	
	LIBER			40,539	40,539	LIBER	
	JAPAN			16,920	16,920	JAPON	
	OTHER	39,984			39,984	AUTRE	
COMMODITY TOTAL		201,166		121,972	323,138		TOTAL DE MARCHANDISE
PIG IRON	U K	27,698			27,698	R U	FER EN GUEUSE
	GER	34,833			34,833	ALL	
	GREEK	88,575			88,575	GRECQ	
	SWEDN			715	715	SUEDE	
	LIBER	23,878			23,878	LIBER	
	OTHER	19,712			19,712	AUTRE	
COMMODITY TOTAL		194,696		715	195,411		TOTAL DE MARCHANDISE
PRIMARY IRON, STEEL NES	GREEK	198			198	GRECQ	FER, ACIER PRIMAIR, NOA
	OTHER	168			168	AUTRE	
COMMODITY TOTAL		366			366		TOTAL DE MARCHANDISE
BARS AND RODS, STEEL	GER		5,752		5,752	ALL	BARRES ET TIGES ACIER
	NORW		5,069		5,069	NORV	
	SWEDN	1,874			1,874	SUEDE	
COMMODITY TOTAL		1,874	10,821		12,695		TOTAL DE MARCHANDISE
PIFES, TUBES: IRON, STEEL	GER					ALL	TUYAUX, TUBES: FER, ACIER
	NORW		3		3	NORV	
	SWEDN	180			180	SUEDE	
	OTHER	257			257	AUTRE	
COMMODITY TOTAL		437	3		442		TOTAL DE MARCHANDISE
ALUMINIUM	U K	3,919			3,919	R U	ALUMINIUM
	GER	1,518			1,518	ALL	
	LIBER	3,360			3,360	LIBER	
COMMODITY TOTAL		8,797			8,797		TOTAL DE MARCHANDISE
COPPER AND ALLOYS	U K	679			679	R U	CUIVRE ET ALLIAGES
	GER	4,935	473		5,408	ALL	
	SWEDN	5,156			5,156	SUEDE	
	OTHER	2,562			2,562	AUTRE	
COMMODITY TOTAL		13,332	473		13,805		TOTAL DE MARCHANDISE
LEAD AND ALLOYS	GER			770	770	ALL	PLOMB ET ALLIAGES
	LIBER			100	100	LIBER	
	OTHER			4,377	4,377	AUTRE	
COMMODITY TOTAL				5,247	5,247		TOTAL DE MARCHANDISE
NICKEL AND ALLOYS	GER			28	28	ALL	NICKEL ET ALLIAGES
ZINC AND ALLOYS	GER	442			442	ALL	ZINC ET ALLIAGES
	SWEDN			275	275	SUEDE	
	LIBER			200	200	LIBER	
	OTHER	664			276	AUTRE	
COMMODITY TOTAL		1,106		751	1,857		TOTAL DE MARCHANDISE
NON-FERROUS METALS NES	GER		20		20	ALL	METAUX NON-FERREUX NOA
	LIBER			5	5	LIBER	
COMMODITY TOTAL			20		25		TOTAL DE MARCHANDISE
METAL FAB. BASIC PROD.	GER		52		52	ALL	OUVR. DE BASE EN METAL
	GREEK	222			222	GRECQ	
	SWEDN	127			127	SUEDE	
	LIBER	276		10	286	LIBER	
	OTHER	4			4	AUTRE	
COMMODITY TOTAL		629	52	10	691		TOTAL DE MARCHANDISE
MISC. FABRICATED PROD. MACHINERY NES	GER	22			22	ALL	OUVRAGES DIVERS
	U K		2		2	R U	MACHINES NOA
	GER	1		1	2	ALL	
	NORW		8		8	NORV	
	SWEDN	175	205		380	SUEDE	
	LIBER			1	1	LIBER	
	OTHER	202	194		396	AUTRE	
COMMODITY TOTAL		378	409	2	789		TOTAL DE MARCHANDISE
PASS. AUTOS AND CHASSIS	SWEDN	141	70		211	SUEDE	VOITURES PART., CHASSIS
	OTHER	53	125	1	179	AUTRE	
COMMODITY TOTAL		194	195	1	390		TOTAL DE MARCHANDISE
TRUCKS AND CHASSIS	SWEDN	340	676		1,016	SUEDE	CAMIONS ET CHASSIS
	OTHER	112	862		974	AUTRE	
COMMODITY TOTAL		452	1,538		1,990		TOTAL DE MARCHANDISE
ROAD MOTOR VEH. NES	SWEDN	95			95	SUEDE	VEH. AUTOM. ROUTIERS NOA
	PANAM	4			4	PANAM	
COMMODITY TOTAL		99			99		TOTAL DE MARCHANDISE
SHIPS, AIRCRAFT, MIS. VEH	GER	4			4	ALL	NAVIRES, AVIONS, VEH. DIV
	SWEDN	8			8	SUEDE	
	LIBER			1	1	LIBER	
	OTHER	6			6	AUTRE	
COMMODITY TOTAL		18		1	19		TOTAL DE MARCHANDISE
EQUIPMENT MISC.	GER	15	5		22	ALL	MATERIEL DIVERS
	GREEK				9	GRECQ	
	NORW		12		12	NORV	
	SWEDN	84			84	SUEDE	
	LIBER			1	1	LIBER	
COMMODITY TOTAL		99	17	12	128		TOTAL DE MARCHANDISE
PERSONAL, HOUSEHOLD GOODS	GER		1		1	ALL	ART. PERS. ET MENAGERS
	OTHER			1	1	AUTRE	
COMMODITY TOTAL			1	1	2		TOTAL DE MARCHANDISE

TABLE 1. CARGOES LOADED AT CANADIAN PORTS FOR FOREIGN COUNTRIES, IN 1976.

TABLEAU 1. MARCHANDISES CHARGÉES DANS LES PORTS CANADIENS A DESTINATION DE PAYS ÉTRANGERS, EN 1976.

COUNTRY OF DESTINATION AND KIND OF CARGO	REGISTRY OF VESSEL	ATLANTIC ATLANTIQUE	GREAT LAKES GRANDS LACS	PACIFIC PACIFIQUE	TOTAL TOTAL	IMMTRIC. DU NAVIRE	PAYS DE DESTINATION ET MARCHANDISE
NETHERLANDS CONT.							
MISC. END PRODUCTS NES	GER		252		252	ALL	PAYS-BAS
	NORW		250		250	NORV	SUITE PRODUITS FINIS DIV.NDA
	SWEDN	8			8	SUEDE	
	OTHER	29			29	AUTRE	
COMMODITY TOTAL		37	502		539		TOTAL DE MARCHANDISE MARCHANDISES DIVERSES
GENERAL CARGO	GER	166	13		179	ALL	
	NORW	10	8		18	NORV	
	SWEDN	2	8		10	SUEDE	
	OTHER	1			1	AUTRE	
COMMODITY TOTAL		179	29		208		TOTAL DE MARCHANDISE FRET CONTENEURESE
CENTAINERIZED FREIGHT	U K	160,811		856	161,647	R U	
	DENMK	6,065		1,792	7,857	DANMK	
	GER	10,193	770	1,248	12,211	ALL	
	GREEK			998	998	GREQC	
	NORW		134		134	NORV	
	SWEDN	5,712	1,150	4,072	10,934	SUEDE	
	LIBER	564			564	LIBER	
	CAN	62			62	CAN	
	OTHER	7,995	475		8,470	AUTRE	
COMMODITY TOTAL		191,402	2,529	8,946	202,877		TOTAL DE MARCHANDISE
COUNTRY/REGION TOTAL		8,237,291*	472,525*	673,106*	9,382,922*		TOTAL DE PAYS/REGION
NORWAY							
WHEAT	NORW	78,023			78,023	NORV	NORVEGE
APPLES	GER			82	82	ALL	BLE
POTATOES	DENMK	5,081			5,081	DANMK	POMMES
	OTHER	3,024			3,024	AUTRE	POMMES DE TERRE
COMMODITY TOTAL		8,105			8,105		TOTAL DE MARCHANDISE
VEGETABLES, FRESH	DENMK	18			18	DANMK	LEGUMES, FRAIS
RAW HIDES AND SKINS	NORW	300			300	NORV	PEAUX ET CUIRS BRUT
SOYA BEANS	OTHER	29,658			29,658	AUTRE	GRAINE DE SOYA
TEXTILE FIBRES NES	NORW	2	2		4	NORV	FIBRES TEXTILES NDA
NICKEL-COPPER ORE	NORW	47,588			47,588	NORV	MINEP. DE CUIVRE-NICKEL
	LIBER	22,722			22,722	LIBER	
COMMODITY TOTAL		70,310			70,310		TOTAL DE MARCHANDISE
ZINC ORE AND CONC.	U K	4,409			4,409	R U	MINEP. CONC. DE ZINC
TEXTILE FAB. MTL NES	LIBER	1	1		2	LIBER	OUVR. EN MAT. TEXT. NDA
PTG IRON	OTHER	1,680			1,680	AUTRE	FER EN GUEUSE
COPPER AND ALLOYS	LIBER		90		90	LIBER	CUIVRE ET ALLIAGES
MACHINERY NES	NORW	15			15	NORV	MACHINES NDA
SHIPS, AIRCRAFT, MIS. VEH	NORW	69			69	NORV	NAVIRES, AVIONS, VEH. DIV
PERSONAL, HSEHOLD GOODS	NORW				5	NORV	ART. PERS. ET MENAGER
CCNTAINERIZED FREIGHT	U K				4	R U	FRET CONTENEURESE
COMMODITY TOTAL		192,590*	93*	91*	192,774*		TOTAL DE PAYS/REGION
PORTUGAL							
MILK POWDER	OTHER	474			474	AUTRE	PORTUGAL
CORN	GREEK	5,473			5,473	GREQC	LAIT EN POUORE
WHEAT	GREEK	5,374			5,374	GREQC	MAIS
PCTATOES	DENMK	10,657			10,657	DANMK	BLE
IRON ORE AND CONC	LIBER	56,315			56,315	LIBER	POMMES DE TERRE
PULP	OTHER	8,460			8,460	AUTRE	MINEP. CONC. DE FER
NEWSPRINT PAPER	NORW	2,450			2,450	NORV	PATE
	OTHER	2,968			2,968	AUTRE	PAPIER JOURNAL
COMMODITY TOTAL		5,418			5,418		TOTAL DE MARCHANDISE
PLATE & SHEET STEEL	OTHER	1			1	AUTRE	TOLES, FEUILLES CACIER
BRICKS, TILES NES	OTHER	72			72	AUTRE	BRIQUES, TILES NDA
MACHINERY NES	OTHER		131		131	AUTRE	MACHINES NDA
CCNTAINERIZED FREIGHT	GER	9,553			9,553	ALL	FRET CCNTENEURESE
	ITALY	4,945			4,945	ITAL	
	OTHER	27,941			27,941	AUTRE	
COMMODITY TOTAL		42,439			42,439		TOTAL DE MARCHANDISE
COUNTRY/REGION TOTAL		134,683*	131*	*	134,814*		TOTAL DE PAYS/REGION
SPAIN							
CATTLE	NETH	505			505	P. BAS	ESPAGNE
FISH, FRESH OR FROZEN	ITALY			17	17	ITAL	BOVINS
MILK POWDER	GREEK	10,171			10,171	GREQC	POISSON, FRAIS OU CONC.
CCRN	GREEK	9,156			9,156	GREQC	LAIT EN POUORE
	OTHER	601,990			601,990	AUTRE	MAIS
COMMODITY TOTAL		611,146			611,146		TOTAL DE MARCHANDISE
WHEAT	OTHER	42,287			42,287	AUTRE	BLE
POTATOES	DENMK	569			569	DANMK	POMMES DE TERRE
	OTHER	2,079			2,079	AUTRE	
COMMODITY TOTAL		2,648			2,648		TOTAL DE MARCHANDISE
RAW HIDES AND SKINS	OTHER	12			12	AUTRE	PEAUX ET CUIRS BRUT
SEEDS FOR SOWING NES	ITALY			36	36	ITAL	GRAINES DE SEMENCE NDA
FLAXSEED	U K		3,763		3,763	R U	GRAINE DE LIN
	GREEK	1,736			1,736	GREQC	
COMMODITY TOTAL		1,736	3,763		5,499		TOTAL DE MARCHANDISE

TABLE 1. CARGOES LOADED AT CANADIAN PORTS FOR FOREIGN COUNTRIES, IN 1976.

TABLEAU 1. MARCHANDISES CHARGÉES DANS LES PORTS CANADIENS A DESTINATION DE PAYS ÉTRANGERS, EN 1976.

COUNTRY OF DESTINATION AND KIND OF CARGO	REGISTRY OF VESSEL	ATLANTIC ATLANTIQUE	GREAT LAKES GRANDS LACS	PACIFIC PACIFIQUE	TOTAL TOTAL	IMMATIC. DU NAVIRE	PAYS DE DESTINATION ET MARCHANDISE
SPAIN CONT.							ESPAGNE SUITE
RAPESEED	OTHER		3,920		3,920	AUTRE	GRAINE DE COLZA
SOYA BEANS	DENMK	5,875			5,875	DANMK	GRAINE DE SOYA
	GREEK	15,944			15,944	GRECC	
	LIBER	9,500			9,500	LIBER	
	OTHER	18,582			18,582	AUTRE	
COMMODITY TOTAL		49,901			49,901		TOTAL DE MARCHANDISE
IRON ORE AND CONC.	NORW	196,098			196,098	NORV	MINÉRAI, CONC. DE FER
	JAPAN	106,320			106,320	JAPON	
	U S A	89,600			89,600	E-U	
	OTHER	391,345			391,345	AUTRE	
COMMODITY TOTAL		783,363			783,363		TOTAL DE MARCHANDISE
ORES AND CONC. NES	ITALY			20	20	ITAL	MINÉRAIS ET CONC. NDA
IRON AND STEEL SCRAP	GREEK	3,088	7,204		10,292	GRECC	DECHETS DE FER, DACIER
	NORW	3,920			3,920	NORV	
	LIBER	59,204			59,204	LIBER	
	OTHER	39,782			39,782	AUTRE	
COMMODITY TOTAL		105,994	7,204		113,198		TOTAL DE MARCHANDISE
NON-FERROUS MET. SCRAP	ITALY			7	7	ITAL	DECHETS METAL. NON FER.
SLAG, DROSS, BY-PRODUCTS	GREEK	5,040			5,040	GRECC	POUS. GUEUL. SCOR. PROD.
ASBESTOS	ITALY			1,682	1,682	ITAL	AMIANTE
	OTHER	7,379		1,097	8,476	AUTRE	
COMMODITY TOTAL		7,379		2,779	10,158		TOTAL DE MARCHANDISE
COTTON, TEXTILE WASTE	ITALY			7	7	ITAL	DECHETS DE COTON, TEXT.
	OTHER	84			84	AUTRE	
COMMODITY TOTAL		84		7	91		TOTAL DE MARCHANDISE
WASTE AND SCRAP NES	OTHER	590			590	AUTRE	DECHETS ET REBUTS NDA
LUMBER AND TIMBER	U K			125	125	R U	BOIS DOEUVRE ET CHARP.
	DENMK			12	12	DANMK	
	GER			24	24	ALL	
	GREEK			458	458	GRECC	
	ITALY			861	861	ITAL	
	NORW			449	449	NORV	
	LIBER			186	186	LIBER	
	OTHER	134	206	9	349	AUTRE	
COMMODITY TOTAL		134	206	2,124	2,464		TOTAL DE MARCHANDISE
SHINGLES AND SHAKES	LIBER			5	5	LIBER	BARDEAUX, BARD. FACADE
PULP	U K			3,057	3,057	R U	PATE
	DENMK			3,436	3,436	DANMK	
	GREEK			1,248	1,248	GRECC	
	ITALY			2,079	2,079	ITAL	
	NORW			27,814	27,814	NORV	
	LIBER			8,443	8,443	LIBER	
	OTHER			2,816	2,816	AUTRE	
COMMODITY TOTAL				48,893	48,893		TOTAL DE MARCHANDISE
NEWSPRINT PAPER	OTHER	16,493			16,493	AUTRE	PAPIER JOURNAL
PAPER NES	GREEK	3,290			3,290	GRECC	PAPIER NDA
	ITALY			18	18	ITAL	
COMMODITY TOTAL		3,290		18	3,308		TOTAL DE MARCHANDISE
PAPERBOARD	U K				2,000	R U	CARTON
	OTHER	1,807			1,807	AUTRE	
COMMODITY TOTAL		3,807			3,807		TOTAL DE MARCHANDISE
ANIMAL OILS, EXC. MARINE	OTHER	5,193			5,193	AUTRE	HUIL. ANIM. SAUF AN. MAR.
INORGANIC CHEMS. NES	GER			68	68	ALL	PROD. CHIM. INORG. NDA
	ITALY			25	25	ITAL	
	OTHER			72	72	AUTRE	
COMMODITY TOTAL				165	165		TOTAL DE MARCHANDISE
COKE	GREEK	23,520			23,520	GRECC	COKE
PIG IRON	GREEK	3,360			3,360	GRECC	FER EN GUEUSE
	ITALY	6,302			6,302	ITAL	
COMMODITY TOTAL		9,662			9,662		TOTAL DE MARCHANDISE
BARNS AND RODS, STEEL	PANAM	5,628			5,628	PANAM	BARRES ET TIGES ACIER
STRUCTURAL SHAPES	GREEK	2			2	GRECC	PROFILES DE CONSTRUCT.
WIRE	OTHER	2			2	AUTRE	FIL METALLIQUE
ALUMINUM	OTHER			2,205	2,205	AUTRE	ALUMINIUM
COPPER AND ALLOYS	U S A	120			120	E-U	CUIVRE ET ALLIAGES
METAL FAB. BASIC PROD.	ITALY	90			90	ITAL	OUVR. DE BASE EN METAL
	LIBER			3	3	LIBER	
COMMODITY TOTAL		90		3	93		TOTAL DE MARCHANDISE
TRACTORS	ITALY	11			11	ITAL	TRACTEURS
	OTHER	4			4	AUTRE	
COMMODITY TOTAL		15			15		TOTAL DE MARCHANDISE
MACHINERY NES	ITALY			1	1	ITAL	MACHINES NDA
	LIBER			1	1	LIBER	
	OTHER	165	3		168	AUTRE	
COMMODITY TOTAL		165	3	2	170		TOTAL DE MARCHANDISE
MOTOR VEHICLE ENGINES	LIBER			1	1	LIBER	MOTEURS DE VEH. AUTOM.
ROAD MOTOR VEH. NES	GREEK	3			3	GRECC	VEH. AUTOM. ROUTIERS NDA
	ITALY	202			202	ITAL	
COMMODITY TOTAL		205			205		TOTAL DE MARCHANDISE
RUBBER TIRES AND TUBES	ITALY	5			5	ITAL	PNEUS, CHAMBRES A AIR
EQUIPMENT MISC.	GREEK	10			10	GRECC	MATERIEL DIVERS
	ITALY			1	1	ITAL	
	OTHER	1			1	AUTRE	
COMMODITY TOTAL		11		1	12		TOTAL DE MARCHANDISE
PERSONAL, HOUSEHOLD GOODS	LIBER			1	1	LIBER	ART. PERS. ET MENAGERS
	OTHER	7	4		11	AUTRE	
COMMODITY TOTAL		7	4	1	12		TOTAL DE MARCHANDISE

TABLE 1. CARGOES LOADED AT CANADIAN PORTS FOR FOREIGN COUNTRIES, IN 1978.

TABLEAU 1. MARCHANDISES CHARGÉES DANS LES PORTS CANADIENS A DESTINATION DE PAYS ÉTRANGERS, EN 1978.

COUNTRY OF DESTINATION AND KIND OF CARGO	REGISTRY OF VESSEL	ATLANTIC ATLANTIQUE	GREAT LAKES GRANDS LACS	PACIFIC PACIFIQUE	TOTAL TOTAL	IMMATIC. DU NAVIRE	PAYS DE DESTINATION ET MARCHANDISE
SPAIN CONT.							
CONTAINERS, CLOSURES	ITALY	4		2	6	ITAL	ESPAGNE SUITE
MISC. END PRODUCTS NES	GREEK	82			82	GRECC	CONTENEURS, FERMETURES
GENERAL CARGO	GER			10	10	ALL	PRODUITS FINIS DIV. NDA
CONTAINERIZED FREIGHT	GER	2,569		6	2,575	ALL	MARCHANDISES DIVERSES
	ITALY	3,507		180	3,687	ITAL	FRET CONTENEURESE
	LIPER	3,574		6	3,580	LIBER	
	PANAM	395			395	PANAM	
	OTHER	13,699			13,699	AUTRE	
COMMODITY TOTAL		23,744		192	23,936		TOTAL DE MARCHANDISE
COUNTRY/REGION TOTAL		1,713,035*	15,100*	56,488*	1,784,623*		TOTAL DE PAYS/REGION
SWEDEN							
MEAT, FRESH OR FROZEN	U K	259			259	R U	SUEDE
FISH, FRESH OR FROZEN	U K			256	256	R U	VIANDE, FRAICHE / CONG.
	DENMK	945		138	1,083	DANMK	POISSON, FRAIS OU CONG.
	NETH	510			510	P. BAS	
	NORW	304			304	NORV	
	SWEDN			844	844	SUEDE	
	JAPAN			306	306	JAPON	
	PANAM	695			695	PANAM	
COMMODITY TOTAL		2,454		1,544	3,998		TOTAL DE MARCHANDISE
FISH, SALTED OR CURED	NETH	160			160	P. BAS	POISSON, SALE OU FUME
	NORW	769			769	NORV	
COMMODITY TOTAL		929			929		TOTAL DE MARCHANDISE
CHEESE	U K	28			28	R U	FROMAGE
APPLES	U K			126	126	R U	POMMES
	GER			23	23	ALL	
	JAPAN			3,991	3,991	JAPON	
COMMODITY TOTAL				4,140	4,140		TOTAL DE MARCHANDISE
POTATDES	U K	1,210			1,210	R U	POMMES DE TERRE
	DENMK	4,903			4,903	DANMK	
COMMODITY TOTAL		6,113			6,113		TOTAL DE MARCHANDISE
TOBACCO NES	U K	104			104	R U	TABACS NDA
COPPER DRE AND CONC.	U K	5,200			5,200	R U	MINERAL, CONC. CUIVRE
	GREEK	5,500			5,500	GRECC	
COMMODITY TOTAL		10,700			10,700		TOTAL DE MARCHANDISE
COAL, BITUMINEOUS	GER	28,339			28,339	ALL	CHARBON BITUMINEUX
	GREEK	31,548			31,548	GRECC	
COMMODITY TOTAL		59,887			59,887		TOTAL DE MARCHANDISE
ASBESTOS	SWEDN	55			55	SUEDE	AMIANTE
LUMBER AND TIMBER	U K	1,197			1,197	R U	BOIS D'OEUVRE ET CHARP.
	GER	412			412	ALL	
	SWEDN	363	69		432	SUEDE	
	OTHER	79	30		109	AUTRE	
COMMODITY TOTAL		2,051	99		2,150		TOTAL DE MARCHANDISE
VENEER, PLYWOOD	U K	215			215	R U	PLACAGES, CONTRE-PLAQ.
COPPERAGE STOCK	U K	54			54	R U	DEMI-PROD. TONNELLERIE
	GER	379			379	ALL	
COMMODITY TOTAL		433			433		TOTAL DE MARCHANDISE
WOOD FAB. MATERIALS	U K	5,865			5,865	R U	DEMI-PRODUITS EN BOIS
	GER	2,172			2,172	ALL	
	SWEDN	145			145	SUEDE	
COMMODITY TOTAL		8,182			8,182		TOTAL DE MARCHANDISE
INORGANIC CHEMS. NES	OTHER	165			165	AUTRE	PROD. CHIM. INORG. NDA
GASOLINE	U K	26,385			26,385	R U	ESSENCE
	GREEK	6,824			6,824	GRECC	
COMMODITY TOTAL		33,209			33,209		TOTAL DE MARCHANDISE
STRUCTURAL SHAPES	SWEDN	41	5		46	SUEDE	PROFILES DE CONSTRUCT.
COPPER AND ALLOYS	SWEDN	1,774	3,148		4,922	SUEDE	CUIVRE ET ALLIAGES
	OTHER	2,094	3,821		5,825	AUTRE	
COMMODITY TOTAL		3,778	6,969		10,747		TOTAL DE MARCHANDISE
LEAD AND ALLOYS	U K	533			533	R U	PLOMB ET ALLIAGES
	GER	223			223	ALL	
COMMODITY TOTAL		756			756		TOTAL DE MARCHANDISE
METAL FAB. BASIC PROD.	GER	58			58	ALL	OUVR. DE BASE EN METAL
GLASS BASIC PRODUCTS	SWEDN	229			229	SUEDE	OUVR. DE BASE EN VERRE
	OTHER	114			114	AUTRE	
COMMODITY TOTAL		343			343		TOTAL DE MARCHANDISE
TRACTORS	U K	16			16	R U	TRACTEURS
MACHINERY NES	U K	586			586	R U	MACHINES NDA
	GER	160			160	ALL	
	SWEDN	214	64		278	SUEDE	
	OTHER	87	27		114	AUTRE	
COMMODITY TOTAL		1,047	91		1,138		TOTAL DE MARCHANDISE
PASS. AUTOS AND CHASSIS	U K	40			40	R U	VOITURES PART. CHASSIS
	GER	22			22	ALL	
	SWEDN	136	29		165	SUEDE	
	OTHER	26	24		50	AUTRE	
COMMODITY TOTAL		224	53		277		TOTAL DE MARCHANDISE
TRUCKS AND CHASSIS	SWEDN	90			90	SUEDE	CAMIONS ET CHASSIS
	OTHER	3			3	AUTRE	
COMMODITY TOTAL		93			93		TOTAL DE MARCHANDISE
MOTOR VEHICLE ENGINES	U K	21			21	R U	MOTEURS DE VEH. AUTOM.
	SWEDN	46			46	SUEDE	

TABLE 1. CARGOES LOADED AT CANADIAN PORTS FOR FOREIGN COUNTRIES, IN 1976.

TABLEAU 1. MARCHANDISES CHARGÉES DANS LES PORTS CANADIENS A DESTINATION DE PAYS ÉTRANGERS, EN 1976.

COUNTRY OF DESTINATION AND KIND OF CARGO	REGISTRY OF VESSEL	ATLANTIC ATLANTIQUE	GREAT LAKES GRANDS LACS	PACIFIC PACIFIQUE	TOTAL TOTAL	IMMATIC. DU NAVIRE	PAYS DE DESTINATION ET MARCHANDISE
SWEDEN	CCNT.						SUEDE
COMMODITY TOTAL	OTHER	68			68	AUTRE	SUITE
ROAD MOTOR VEH. NES	U K	135			135	R U	TOTAL DE MARCHANDISE VEH.AUTOM.ROUTIERS NDA
	GER	12			12	ALL	
COMMODITY TOTAL		9			9		TOTAL DE MARCHANDISE NAVIRES,AVIONS,VEH.DIV
SHIPS,AIRCRAFT,MIS.VEH	GER	21			21	ALL	
	OTHER	15			15	AUTRE	TOTAL DE MARCHANDISE MATERIEL DIVERS
COMMODITY TOTAL		15			17		
EQUIPMENT MISC.	U K	29		2	29	R U	
	SWEDN	17		2	17	SUEDE	
COMMODITY TOTAL	CTHER	6		113	119	AUTRE	
PERSONAL,HOUSEHOLD GOODS	U K	52		113	165	R U	TOTAL DE MARCHANDISE ART.PERS.ET MENAGERS
	SWEDN	2			2	SUEDE	
COMMODITY TOTAL		6			8		TOTAL DE MARCHANDISE ARMES A FEU,MUNITIONS
FIREARMS,AMMUNITION	GER	54			54	ALL	CONTENEURS,FERMETURES
CONTAINERS,CLOSURES	U K	3,485			3,485	R U	
	GER	1,270			1,270	ALL	TOTAL DE MARCHANDISE MARCHANDISES DIVERSES
COMMODITY TOTAL		4,755			4,755		
GENERAL CARGO	U K	950			950	R U	
	GER	4			4	ALL	
COMMODITY TOTAL	SWEDN	7		2	9	SUEDE	
CONTAINERIZED FREIGHT	CTHER	3		1	4	AUTRE	TOTAL DE MARCHANDISE FRET CONTENEURESE
		964		3	967		
	U K	23,420			24,552	R U	
	DENMK				1,599	DANMK	
	GER	10,188			10,188	ALL	
	SWEDN	12,892		5,546	20,637	SUEDE	
	OTHER	5,695		4,450	10,145	AUTRE	
COMMODITY TOTAL		52,195		9,996	67,123		TOTAL DE MARCHANDISE
COUNTRY/REGION TOTAL		189,339*		17,331*	217,286*		TOTAL DE PAYS/REGION
BULGARIA							BULGARIE
MILK POWDER	GREEK	5,000			5,000	GREQC	LAIT EN POUFRE
	OTHER	3,361			3,361	AUTRE	TOTAL DE MARCHANDISE BARRES ET TIGES ACIER
COMMODITY TOTAL		8,361			8,361		FRET CONTENEURESE
BARBS AND RODS,STEEL	OTHER	418			418	AUTRE	
CONTAINERIZED FREIGHT	OTHER	4,507			4,507	AUTRE	TOTAL DE PAYS/REGION
COUNTRY/REGION TOTAL		13,286*		*	13,286*		
GERMANY EAST							ALLEMAGNE, EST
BARLEY	U K	31,641			31,641	R U	ORGE
	NETH	4,660			4,660	P.BAS	
	LIBER	44,532			44,532	LIBER	
	OTHER	220,619			220,619	AUTRE	TOTAL DE MARCHANDISE BLE
COMMODITY TOTAL		301,452			301,452		
WHEAT	U K	40,501			40,501	R U	
	GER	33,600			33,600	ALL	
	GREEK	8,513			8,513	GREQC	
	NORW	35,283			35,283	NORV	
	LIBER	63,332			63,332	LIBER	
	OTHER	50,121			50,121	AUTRE	
COMMODITY TOTAL		231,350			231,350		TOTAL DE MARCHANDISE
COUNTRY/REGION TOTAL		532,802*		*	532,802*		TOTAL DE PAYS/REGION
POLAND							POLOGNE
BARLEY	GREEK	11,240			11,240	GREQC	ORGE
	NETH	27,930			27,930	P.BAS	
	NORW	82,880			82,880	NORV	
	OTHER	84,006			84,006	AUTRE	TOTAL DE MARCHANDISE MAIS
COMMODITY TOTAL		206,056			206,056		AVOINE
CORN	DENMK	6,469			6,469	DANMK	SEIGLE
OATS	OTHER	10,472		25,542	25,542	AUTRE	
RYE	PANAM	10,279			30,439	PANAM	TOTAL DE MARCHANDISE BLE
	OTHER	10,472			30,315	AUTRE	
COMMODITY TOTAL		20,751			60,754		
WHEAT	U K	78,457			78,457	R U	
	GER	36,960			36,960	ALL	
	GREEK	10,659			10,659	GREQC	
	NETH	108,643			108,643	P.BAS	
	NORW	43,086			43,086	NORV	
	LIBER	72,104			72,104	LIBER	
	OTHER	281,859		16,503	327,777	AUTRE	
COMMODITY TOTAL		631,768		16,503	29,415		TOTAL DE MARCHANDISE PREP. DE LEGUMES NDA
VEGETABLE PREP.NES	OTHER	1			1	AUTRE	PEAUX ET CUIRS BRUT
RAW HIDES AND SKINS	OTHER	694			694	AUTRE	PR.BRUTS ORIG.ANIM.NDA
CRUDE ANIMAL PROD.NES	CTHER	1			1	AUTRE	BILLES
LINGS	OTHER	171			171	AUTRE	MINERAL,CCNG.DE ZINC
ZINC ORE AND CONC.	NORW			11,240	11,240	NORV	
	OTHER	32,773			32,773	AUTRE	TOTAL DE MARCHANDISE
COMMODITY TOTAL		32,773		11,240	44,013		

TABLE 1. CARGOES LOADED AT CANADIAN PORTS FOR FOREIGN COUNTRIES, IN 1976.

COUNTRY OF DESTINATION AND KIND OF CARGO		REGISTRY OF VESSEL	ATLANTIC ATLANTIQUE	GREAT LAKES GRANDS LACS	PACIFIC PACIFIQUE	TOTAL TOTAL	IMMATIC. DU NAVIRE	PAYS DE DESTINATION ET MARCHANDISE
POLAND CCNT.								POLOGNE SUITE
ASESTOS	OTHER		2,895			2,895	AUTRE	AMIANTE
SALT	OTHER		368			368	AUTRE	SEL
COOPERAGE STCK	OTHER		1			1	AUTRE	DEMI-PROD. TONNELLERIE
PULP	OTHER		2,220		2,852	5,072	AUTRE	PATE
METALLIC SALTS	OTHER		663			663	AUTRE	SELS METALLIQUES
PLASTIC MATERIALS	OTHER		2			2	AUTRE	MATIERES PLASTIQUES
BAPS AND RODS, STEEL	OTHER		175			175	AUTRE	BARRES ET TIGES ACIER
PLATE & SHEET STEEL	OTHER		200			200	AUTRE	TULES, FEUILLES D'ACIER
STRUCTURAL SHAPES	OTHER		1,181	1,236		2,417	AUTRE	PROFILS DE CONSTRUCT.
RAILS & TRACK MATERIAL	NORW		7,757			7,757	NORV	RAILS, MAT. VOIE FERREE
	PANAM		4,280			4,280	PANAM	
COMMODITY TOTAL			12,037			12,037		TOTAL DE MARCHANDISE
PERSONAL, HSEHOLD GOODS	CTHER		9	2		11	AUTRE	ART. PERS. ET MENAGERS
CONTAINERS, CLOSURES	OTHER		60			60	AUTRE	CONTENEURS, FERMETURES
MISC. END PRODUCTS NES	OTHER		118			118	AUTRE	PRODUITS FINIS CIV. NDA
GENERAL CARGO	CTHER			2		2	AUTRE	MARCHANDISES DIVERSES
COUNTRY/REGION TOTAL			918,618*	57,746*	69,049*	1,045,413*		TOTAL DE PAYS/REGION
ROMANIA								ROUMANIE
WHEAT	GER		44,208			44,208	ALL	BLE
	NETH		48,160			48,160	P. BAS	
COMMODITY TOTAL			92,368			92,368		TOTAL DE MARCHANDISE
CONTAINERIZED FREIGHT	GER		109			109	ALL	FRET CONTENEURESE
	LIBER		120			120	LIBER	
	OTHER		5,977			5,977	AUTRE	
COMMODITY TOTAL			6,206			6,206		TOTAL DE MARCHANDISE
COUNTRY/REGION TOTAL			98,574*	*	*	98,574*		TOTAL DE PAYS/REGION
USSR - EUROP.								URSS - EUROP.
FISH, FRESH OR FROZEN	GER		140			140	ALL	POISSON, FRAIS OU CONG.
BAFLEY	U K		63,325			63,325	R U	ORGE
	GREEK				94,743	94,743	GRECC	
	NORW				116,784	116,784	NORV	
	SWEDN				33,533	33,533	SUEDE	
	LIBER		50,752			167,759	LIBER	
	OTHER		165,607			235,193	AUTRE	
COMMODITY TOTAL			279,684		431,653	711,337		TOTAL DE MARCHANDISE
CORN	U K		107,882			107,882	R U	MAIS
	DENMK		7,744			7,744	DANMK	
	GREEK		244,976			244,976	GRECC	
	ITALY		37,652			37,652	ITAL	
	LIBER		108,200			108,200	LIBER	
	OTHER		308,333			308,333	AUTRE	
COMMODITY TOTAL			814,787			814,787		TOTAL DE MARCHANDISE
OATS	U K		17,936	16,278		34,214	R U	AVOINE
	GREEK		10,030	23,149		33,179	GRECC	
	LIBER		11,084	18,833		29,917	LIBER	
COMMODITY TOTAL			39,050	58,260		97,310		TOTAL DE MARCHANDISE
WHEAT	U K		21,103		23,968	45,071	R U	BLE
	DENMK		27,216			27,216	DANMK	
	GER		92,864			92,864	ALL	
	GREEK		100,916			100,916	GRECC	
	NORW		60,035		61,264	121,299	NORV	
	SWEDN				20,814	20,814	SUEDE	
	LIBER		37,047			66,503	LIBER	
	OTHER		809,906			831,634	AUTRE	
COMMODITY TOTAL			1,149,087		157,230	1,306,317		TOTAL DE MARCHANDISE
CCAG, COMPLETE FEEDS	OTHER		29			29	AUTRE	CONG., PROD. COMPLETES
RAW HIDES AND SKINS	OTHER		1,335			1,335	AUTRE	PEAUX ET CUIRS BRUT
SOYA BEANS	ITALY		8,299			8,299	ITAL	GRAINE DE SOYA
COPPER ORE AND CONG.	GREEK				14,987	14,987	GRECC	MINERAL, CONG. CUIVRE
	OTHER				24,247	24,247	AUTRE	
COMMODITY TOTAL					39,234	39,234		TOTAL DE MARCHANDISE
CCTON, TEXTILE WASTE	OTHER		19			19	AUTRE	DECHETS DE COTON, TEXT.
LEATHER	OTHER		28			28	AUTRE	CUIR
INORGANIC CHEMS. NES	OTHER		382			382	AUTRE	PROD. CHIM. INORG. NDA
ORGANIC CHEMICALS NES	OTHER		636			636	AUTRE	PROD. CHIM. ORGAN. NDA
DYESTUFF, PIGMENT, PAINT	CTHER		63			63	AUTRE	MAT. COLOR. PIG. PEINTURE
CHEM. SPECIALTIES NES	CTHER		48			48	AUTRE	PROD. CHIM. SPECIAUX NDA
PIPES, TUBES: IRON, STEEL	OTHER		1,500			1,500	AUTRE	TUYAUX, TUBES: FER, ACIER
METAL FAB. BASIC PROD.	CTHER		273			273	AUTRE	OUVR. DE BASE EN METAL
TRACTORS	OTHER		16			16	AUTRE	TRACTEURS
MACHINERY NES	U S A		10			10	E-U	MACHINES NDA
	OTHER		430	189		619	AUTRE	
COMMODITY TOTAL			460	189		629		TOTAL DE MARCHANDISE
PASS. AUTOS AND CHASSIS	CTHER		6			6	AUTRE	VOITURES PART., CHASSIS
MOTOR VEHICLE ENGINES	OTHER		153			153	AUTRE	MOTEURS DE VEH. AUTOM.
ROAD MOTOR VEH. NES	OTHER		2,598			2,598	AUTRE	VEH. AUTOM. ROUTIERS NDA
EQUIPMENT MISC.	OTHER		1,508			1,508	AUTRE	MATERIEL DIVERS
PERSONAL, HSEHOLD GOODS	OTHER		76	1		77	AUTRE	ART. PERS. ET MENAGERS
CONTAINERS, CLOSURES	OTHER		25			25	AUTRE	CONTENEURS, FERMETURES
MISC. END PRODUCTS NES	OTHER		194			194	AUTRE	PRODUITS FINIS CIV. NDA

TABLE 1. CARGOES LOADED AT CANADIAN PORTS FOR FOREIGN COUNTRIES, IN 1976.

TABLEAU 1. MARCHANDISES CHARGÉES DANS LES PORTS CANADIENS A DESTINATION DE PAYS ÉTRANGERS, EN 1976.

COUNTRY OF DESTINATION AND KIND OF CARGO	REGISTRY OF VESSEL	ATLANTIC ATLANTIQUE	GREAT LAKES GRANDS LACS	PACIFIC PACIFIQUE	TOTAL TOTAL	IMMATIC. DU NAVIRE	PAYS DE DESTINATION ET MARCHANDISE
USSR - EUROP. CONT. GENERAL CARGO CONTAINERIZED FREIGHT	OTHER OTHER	17 3,209			17 3,209	AUTRE AUTRE	URSS - EUROP. SUITE MARCHANDISES DIVERSES FRET CONTENEURESE
COUNTRY/REGION TOTAL		2,303,602*	58,450*	628,117*	2,990,169*		TOTAL DE PAYS/REGION
YUGOSLAVIA							YUGOSLAVIE
MILK POWDER	OTHER	1,323			1,323	AUTRE	LAIT EN POUDRE
WHEAT	GREEK	47,040			47,040	GRECC	BLE
VEGETABLES, DRIED	OTHER	3			3	AUTRE	LEGUMES, SECS
SPICES	OTHER		3		3	AUTRE	ÉPICES
RAW HIDES AND SKINS	OTHER	568	191		759	AUTRE	PEAUX ET CUIRS BRUT
IRON AND STEEL SCRAP	U K	12,122			12,122	R U	DECHETS DE FER, CACIER
	GREEK	11,239			11,239	GRECC	
COMMODITY TOTAL		23,361			23,361		TOTAL DE MARCHANDISE
ASBESTOS	OTHER	377			377	AUTRE	AMIANTE
LUMBER AND TIMBER	NETH	1,942			1,942	P.BAS	BOIS COEUVRE ET CHARP.
PULP	OTHER	15,061		2,092	17,153	AUTRE	PATE
INORGANIC CHEMS. NES	OTHER	1			1	AUTRE	PROD.CHIM.INORG.NDA
PIG IRON	NETH	8,232			8,232	P.BAS	FER EN GUEUSE
	LIBER	8,232			8,232	LIBER	
COMMODITY TOTAL		16,464			16,464		TOTAL DE MARCHANDISE
ZINC AND ALLOYS	OTHER	567			567	AUTRE	ZINC ET ALLIAGES
NON-FERROUS METALS NES	OTHER	508			508	AUTRE	MET.AUX NON-FERREUX NDA
TRACTORS	OTHER	100			100	AUTRE	TRACTEURS
MACHINERY NES	OTHER	169			169	AUTRE	MACHINES NDA
RAILWAY ROLLING STOCK	OTHER	11			11	AUTRE	MAT.ROUL.DE CH.DE FER
PASS.AUTOS AND CHASSIS	OTHER	7			7	AUTRE	VOITURES PART.,CHASSIS
TRUCKS AND CHASSIS	OTHER	1			1	AUTRE	CAMIONS ET CHASSIS
MOTOR VEHICLE ENGINES	OTHER	26	5		31	AUTRE	MOTEURS DE VEH.AUTOM.
SHIPS, AIRCRAFT, MIS.VEH	ITALY			2	2	ITAL	NAVIRES, AVIONS, VEH.DIV
EQUIPMENT MISC.	ITALY			2	2	ITAL	MATERIEL DIVERS
	OTHER	58	2		60	AUTRE	
COMMODITY TOTAL		58	2	2	62		TOTAL DE MARCHANDISE
PERSONAL, HSEHOLD GOODS	OTHER	21	35	1	57	AUTRE	ART.PERS.ET MENAGERS
CONTAINERS, CLOSURES	OTHER	6			6	AUTRE	CONTENEURS, FERMETURES
MISC. END PRODUCTS NES	OTHER	5			5	AUTRE	PRODUITS FINIS DIVERSES
GENERAL CARGO	OTHER		10		10	AUTRE	MARCHANDISES DIVERSES
CONTAINERIZED FREIGHT	OTHER	2,977	70		3,047	AUTRE	FRET CONTENEURESE
COUNTRY/REGION TOTAL		110,596*	316*	2,097*	113,009*		TOTAL DE PAYS/REGION
YEMEN P.O.R.							YEMEN R.O.P.
WHEAT FLOUR	GREEK	266			266	GRECC	FARINE DE BLE
VEGETABLES, DRIED	GREEK	166			166	GRECC	LEGUMES, SECS
COUNTRY/REGION TOTAL		432*	*	*	432*		TOTAL DE PAYS/REGION
BAHRAIN							BAHREIN
WHEAT FLOUR	NORW	3			3	NORV	FARINE DE BLE
BAKERY PROD.INC.FROZEN	NORW	2			2	NORV	PROD.BOUL.,PROD.CONG.
VEGETABLE PREP.NES	OTHER	3			3	AUTRE	PREP. DE LEGUMES NDA
SHORTENING	GREEK	4			4	GRECC	GRAISSE CULINAIRE
	NORW	12			12	NORV	
COMMODITY TOTAL		16			16		TOTAL DE MARCHANDISE
MISC.FOOD PREP.NES	LIBER	1			1	LIBER	OIV.PREP.ALIM.NDA
VEG.OILS, FATS NES	NORW	2			2	NORV	HUIL.MAT.GRAS.VEG.NDA
INORGANIC CHEMS. NES	NORW	2			2	NORV	PROD.CHIM.INORG.NDA
METAL FAB.BASIC PRDD.	NORW	6			6	NORV	OUVR.DE BASE EN METAL
MISC.FABRICATED PRDD.	U K	1			1	R U	OUVRAGES DIVERS
MACHINERY NES	U K	22			22	R U	MACHINES NDA
	NORW			31	31	NORV	
COMMODITY TOTAL		22		31	53		TOTAL DE MARCHANDISE
RAILWAY ROLLING STOCK	NORW	14			14	NORV	MAT.ROUL.DE CH.DE FER
MOTOR VEHICLE ENGINES	NORW	1			1	NORV	MOTEURS DE VEH.AUTOM.
RUBBER TIRES AND TUBES	NORW	2			2	NORV	PNEUS, CHAMBRES A AIR
EQUIPMENT MISC.	NORW	294			294	NORV	MATERIEL DIVERS
	OTHER	1			1	AUTRE	
COMMODITY TOTAL		295			295		TOTAL DE MARCHANDISE
PERSONAL, HSEHOLD GOODS	NORW	70			70	NORV	ART.PERS.ET MENAGERS
MISC. END PRODUCTS NES	DENMK	12			12	DANMK	PRODUITS FINIS DIVERSES
	NORW	36			36	NORV	
COMMODITY TOTAL		48			48		TOTAL DE MARCHANDISE
COUNTRY/REGION TOTAL		488*	*	31*	519*		TOTAL DE PAYS/REGION
CYPRUS							CHYPRE
FISH, SALTED OR CURED	GREEK	1			1	GRECC	POISSON, SALE OU FUME
WHEAT	LIBER	8,820	5,023		13,843	LIBER	BLE
ASBESTOS	LIBER	200			200	LIBER	AMIANTE
VEG.OILS, FATS NES	GREEK	671			671	GRECC	HUIL.MAT.GRAS.VEG.NDA
MACHINERY NES	LIBER	295			295	LIBER	MACHINES NDA
CONTAINERIZED FREIGHT	GER	376			376	ALL	FRET CONTENEURESE

TABLE 1. CARGOES LOADED AT CANADIAN PORTS FOR FOREIGN COUNTRIES, IN 1976.

COUNTRY OF DESTINATION AND KIND OF CARGO		REGISTRY OF VESSEL	ATLANTIC ATLANTIQUE	GREAT LAKES GRANDS LACS	PACIFIC PACIFIQUE	TOTAL TOTAL	IMMATIC. DU NAVIRE	PAYS DE DESTINATION ET MARCHANDISE
CYPRUS	CCNT.	OTHER	166			166	AUTRE	CHYPRE
COMMODITY TOTAL			542			542		SUITE
COUNTRY/REGION TOTAL			10,529*	5,023*	*	15,552*		TOTAL DE MARCHANDISE
COUNTRY/REGION TOTAL								TOTAL DE PAYS/REGION
QATAR								
VEGETABLE PREP.NES		NORW	4			4	NDRV	QATAR
SHORTENING		GREEK	3			3	GRECC	PREP. DE LEGUMES NDA
		NORW	3			3	NORV	GRAISSE CULINAIRE
COMMODITY TOTAL			6			6		TOTAL DE MARCHANDISE
CONC.COMPLETE FEEDS		GREEK	6			6	GRECC	CONC.,PRCV.COMPLETES
METAL FAB.BASIC PROD.		NORW	147			147	NORV	OUVR.DE BASE EN METAL
EQUIPMENT MISC.		GREEK	22			22	GRECC	MATERIEL DIVERS
PERSONAL,HSEHOLD GOODS		GREEK	5			5	GRECC	ART.PERS.ET MENAGERS
		NORW	19			19	NORV	
COMMODITY TOTAL			24			24		TOTAL DE MARCHANDISE
MISC. ENL PRODUCTS NES		NORW	6			6	NORV	PRODUITS FINIS DIV.NDA
COUNTRY/REGION TOTAL			215*	*	*	215*		TOTAL DE PAYS/REGION
EMIRATES U.A.								
MEAT,FRESH OR FROZEN		NORW			14	14	NORV	EMIRATS A.U.
MEAT AND MEAT PREP.NES		GREEK	54			54	GRECC	VIANDE,FRAICHE / CONG.
WHEAT		GREEK	332			332	GRECC	VIANDES ET PREP.NDA
WHEAT FLOUR		U K	47			47	R U	BLE
		DENMK	63			63	DANMK	FARINE DE BLE
		GREEK	3,714			3,714	GRECC	
		NORW	90			90	NORV	
		LIBER	36			36	LIBER	
		OTHER	54			54	AUTRE	
COMMODITY TOTAL			4,004			4,004		TOTAL DE MARCHANDISE
VEGETABLES, DRIED		GREEK	35			35	GRECC	LEGUMES, SECS
		NORW			2	2	NORV	
COMMODITY TOTAL			35		2	37		TOTAL DE MARCHANDISE
VEGETABLE PREP.NES		OTHER	3			3	AUTRE	PREP. DE LEGUMES NDA
SPICES		U K	2			2	R U	EPICES
		LIBER	3			3	LIBER	
COMMODITY TOTAL			5			5		TOTAL DE MARCHANDISE
SHORTENING		GREEK	8			8	GRECC	GRAISSE CULINAIRE
		NORW	16			16	NORV	
		OTHER	8			8	AUTRE	
COMMODITY TOTAL			32			32		TOTAL DE MARCHANDISE
MISC.FOOD PREP.NES		NORW	3		2	5	NORV	DIV.PREP.ALIM.NDA
CONC.COMPLETE FEEDS		NORW	7			7	NORV	CONC.,PRCV.COMPLETES
ASBESTOS		GREEK	1,105			1,105	GRECC	AMIANTE
WOOD FAB.MATERIALS		NORW	1			1	NORV	DEMI-PRODUITS EN BOIS
PAPER NES		LIBER			823	823	LIBER	PAPIER NDA
TEXTILE FAB.MTL NES		U K	3			3	R U	OUVR.EN MAT.TEXT.NDA
BARNS AND RODS,STEEL		NORW	29			29	NORV	BARRES ET TIGES ACIER
STRUCTURAL SHAPES		NORW			320	320	NORV	PROFILES DE CONSTRUCT.
		OTHER			539	539	AUTRE	
COMMODITY TOTAL					859	859		TOTAL DE MARCHANDISE
WIRE		NORW	4			4	NORV	FIL METALLIQUE
ALUMINUM		U K	1			1	R U	ALUMINIUM
		GREEK	8			8	GRECC	
		NORW	1			1	NORV	
		LIBER	190			190	LIBER	
COMMODITY TOTAL			200			200		TOTAL DE MARCHANDISE
METAL FAB.BASIC PROD.		U K	60			60	R U	OUVR.OE BASE EN METAL
		NORW	196			196	NORV	
		OTHER	6			6	AUTRE	
COMMODITY TOTAL			262			262		TOTAL DE MARCHANDISE
GLASS BASIC PRODUCTS		GREEK	35			35	GRECC	OUVR.DE BASE EN VERRE
		NORW	6			6	NORV	
COMMODITY TOTAL			41			41		TOTAL DE MARCHANDISE
NON-MET.MIN.BASIC PROD		NORW	8			8	NORV	PROD.MIN.NON-MET.BASE
MISC.FABRICATED PROD.		U K	11			11	R U	OUVRAGES DIVERS
		NORW	1			1	NORV	
		OTHER	1			1	AUTRE	
COMMODITY TOTAL			13			13		TOTAL DE MARCHANDISE
TRACTORS		NORW	14			14	NORV	TRACTEURS
MACHINERY NES		U K	7			7	R U	MACHINES NDA
		GREEK	6			6	GRECC	
		NORW	18		4	22	NORV	
COMMODITY TOTAL			31		4	35		TOTAL DE MARCHANDISE
MOTOR VEHICLE ENGINES		NORW	3			3	NORV	MOTEURS DE VEH.AUTOM.
ROAD MOTOR VEH. NES		GREEK	1			1	GRECC	VEH.AUTOM.ROUTIERS NDA
EQUIPMENT MISC.		U K	1			1	R U	MATERIEL DIVERS
		GREEK	25			25	GRECC	
		NORW	75			75	NORV	
		OTHER	13		1	14	AUTRE	
COMMODITY TOTAL			114		1	115		TOTAL DE MARCHANDISE
PERSONAL,HSEHOLD GOODS		GREEK	115			115	GRECC	ART.PERS.ET MENAGERS
		NORW	56			56	NORV	

TABLE 1. CARGOES LOADED AT CANADIAN PORTS FOR FOREIGN COUNTRIES, IN 1976.

TABLEAU 1. MARCHANDISES CHARGÉES DANS LES PORTS CANADIENS A DESTINATION DE PAYS ÉTRANGERS, EN 1976.

COUNTRY OF DESTINATION AND KIND OF CARGO	REGISTRY OF VESSEL	ATLANTIC ATLANTIQUE	GREAT LAKES GRANDS LACS	PACIFIC PACIFIQUE	TOTAL TOTAL	IMMATIC. DU NAVIRE	PAYS DE DESTINATION ET MARCHANDISE
EMIRATES U.A. CONT.							EMIRATS A.U. SUITE
COMMODITY TOTAL		171			171		TOTAL DE MARCHANDISE
MISC. END PRODUCTS NES	NORW	16		4	20	NORV	PRODUITS FINIS DIV.NDA
	LIBER	40			40	LIBER	
COMMODITY TOTAL		56		4	60		TOTAL DE MARCHANDISE
GENERAL CARGO	GREEK	1			1	GRECC	MARCHANDISES DIVERSES
	NORW			1	1	NORV	
COMMODITY TOTAL		1		1	2		TOTAL DE MARCHANDISE
COUNTRY/REGION TOTAL		6,532*	*	1,710*	8,242*		TOTAL DE PAYS/REGION
ETHIOPIA							ETHIOPIE
WHEAT FLOUR	LIBER			8,567	8,567	LIBER	FARINE DE BLE
FERTILIZERS NES	LIBER			15,066	15,066	LIBER	ENGRAIS CHIMIQUE NDA
COUNTRY/REGION TOTAL		*	*	23,633*	23,633*		TOTAL DE PAYS/REGION
IRAN							IRAN
BARLEY	GREEK	30,315		33,571	63,886	GRECC	ORGE
	LIBER			58,673	58,673	LIBER	
COMMODITY TOTAL		30,315		92,244	122,559		TOTAL DE MARCHANDISE
CCFN	GREEK	24,360			24,360	GRECC	MAIS
	LIBER	26,899			26,899	LIBER	
COMMODITY TOTAL		51,259			51,259		TOTAL DE MARCHANDISE
RYE	LIBER	11,194	14,908		26,102	LIBER	SEIGLE
ASBESTOS	DENMK	1,414			1,414	DANMK	AMIANTE
	NORW	1,126		134	1,260	NORV	
	LIBER	3,057			3,057	LIBER	
	OTHER	402			402	AUTRE	
COMMODITY TOTAL		5,999		134	6,133		TOTAL DE MARCHANDISE
PULP	ITALY			1,210	1,210	ITAL	PATE
	NORW			13,445	13,445	NORV	
	U S A			800	800	E-U	
COMMODITY TOTAL				15,455	15,455		TOTAL DE MARCHANDISE
NEWSPRINT PAPER	DENMK	5,600			5,600	DANMK	PAPIER JOURNAL
	GREEK	1,194			1,194	GRECC	
	NORW	11,538			11,538	NORV	
	OTHER	9,566			9,566	AUTRE	
COMMODITY TOTAL		27,898			27,898		TOTAL DE MARCHANDISE
PAPERBOARD	OTHER	1,724			1,724	AUTRE	CARTON
COPPER AND ALLOYS	U K	441			441	R U	CUIVRE ET ALLIAGES
	DENMK	221			221	DANMK	
	LIBER	1,047			1,047	LIBER	
COMMODITY TOTAL		1,709			1,709		TOTAL DE MARCHANDISE
METAL FAB-BASIC PROD.	U K		2		2	R U	OUVR.DE BASE EN METAL
	OTHER		24		24	AUTRE	
COMMODITY TOTAL			26		26		TOTAL DE MARCHANDISE
NON-MET.MIN.BASIC PROD	DENMK	22			22	DANMK	PROD.MIN.NON-MET.BASE
	LIBER	75			75	LIBER	
COMMODITY TOTAL		97			97		TOTAL DE MARCHANDISE
TRACTORS	NORW			41	41	NORV	TRACTEURS
	OTHER		48		48	AUTRE	
COMMODITY TOTAL			48	41	89		TOTAL DE MARCHANDISE
MACHINERY NES	U K		24		24	R U	MACHINES NDA
	GER	110			110	ALL	
	NORW	10		214	224	NORV	
	LIBER	743			743	LIBER	
COMMODITY TOTAL		863	24	214	1,101		TOTAL DE MARCHANDISE
RAILWAY ROLLING STOCK	JAPAN	3,348			3,348	JAPCN	MAT.ROUL.DE CH.DE FER
PASS.AUTOS AND CHASSIS	NORW			9	9	NORV	VOITURES PART.,CHASSIS
MOTOR VEHICLE ENGINES	NORW			3	3	NORV	MOTEURS DE VEH.AUTOM.
	OTHER		1,957		1,957	AUTRE	
COMMODITY TOTAL			1,957	3	1,960		TOTAL DE MARCHANDISE
EQUIPMENT MISC.	U K		109		109	R U	MATERIEL DIVERS
	NORW	133			133	NORV	
	OTHER		2		2	AUTRE	
COMMODITY TOTAL		133	111		244		TOTAL DE MARCHANDISE
PERSONAL,HOUSEHOLD GOODS	OTHER		2		2	AUTRE	ART.PERS.ET MENAGERS
MISC. END PRODUCTS NES	U K		2,841		2,841	R U	PRODUITS FINIS DIV.NDA
	NORW	1			1	NORV	
	LIBER	121			121	LIBER	
COMMODITY TOTAL		122	2,841		2,963		TOTAL DE MARCHANDISE
CONTAINERIZED FREIGHT	GER	14			14	ALL	FRET CONTENEURESE
	LIBER	60			60	LIBER	
	OTHER	45			45	AUTRE	
COMMODITY TOTAL		119			119		TOTAL DE MARCHANDISE
COUNTRY/REGION TOTAL		134,780*	19,917*	108,100*	262,797*		TOTAL DE PAYS/REGION
IRAQ							IRAQ
WHEAT	U K	21,125			21,125	R U	BLE
	GREEK	24,319			24,319	GRECC	
	LIBER	115,743			115,743	LIBER	
	JAPAN	11,810			11,810	JAPCN	

TABLE 1. CARGOES LOADED AT CANADIAN PORTS FOR FOREIGN COUNTRIES, IN 1976.

TABEAU 1. MARCHANDISES CHARGÉES DANS LES PORTS CANADIENS A DESTINATION DE PAYS ÉTRANGERS, EN 1976.

COUNTRY OF DESTINATION AND KIND OF CARGO	REGISTRY OF VESSEL	ATLANTIC ATLANTIQUE	GREAT LAKES GRANDS LACS	PACIFIC PACIFIQUE	TOTAL TOTAL	IMMATIC. DU NAVIRE	PAYS DE DESTINATION ET MARCHANDISE
IRAQ							IRAQ
COMMODITY TOTAL		182,696			182,696		SUITE
ASBESTOS	LIBER	1,161			1,161	LIBER	TOTAL DE MARCHANDISE
LUMBER AND TIMBER	GREEK			17,962	17,962	GRECC	AMIANTE
NEWSPRINT PAPER	GREEK	550			550	GRECC	BOIS D'OEUVRE ET CHARP.
COPPER AND ALLOYS	LIBER	165			165	LIBER	PAPIER JOURNAL
MACHINERY NES	NORW	1			1	NORV	CUIVRE ET ALLIAGES
RAILWAY ROLLING STOCK	NORW	2			2	NORV	MACHINES NOA
	LIBER	1,766			1,766	LIBER	MAT. MOUL. DE CH. CE FER
COMMODITY TOTAL		1,768			1,768		TOTAL DE MARCHANDISE
MOTOR VEHICLE ENGINES	GREEK	19			19	GRECC	MOTEURS DE VEH. AUTOM.
	LIBER	9			9	LIBER	
COMMODITY TOTAL		28			28		TOTAL DE MARCHANDISE
ROAD MOTOR VEH. NES	LIBER	2			2	LIBER	VEH. AUTOM. ROUTIERS NOA
EQUIPMENT MISC.	GREEK	12			12	GRECC	MATERIEL DIVERS
COUNTRY/REGION TOTAL		186,383*	*	17,962*	204,345*		TOTAL DE PAYS/REGION
ISRAEL							ISRAEL
BARLEY	JAPAN	36,748			36,748	JAPON	ORGE
	OTHER	158,975			158,975	AUTRE	
COMMODITY TOTAL		195,723			195,723		TOTAL DE MARCHANDISE
CIGARETTES	U K	3			3	R U	CIGARETTES
SOYA BEANS	OTHER	36,291			36,291	AUTRE	GRAINE DE SOYA
LUMBER AND TIMBER	OTHER	390			390	AUTRE	BOIS D'OEUVRE ET CHARP.
PULP	OTHER	5,022			5,022	AUTRE	PATE
NEWSPRINT PAPER	OTHER	2,066			2,066	AUTRE	PAPIER JOURNAL
ORGANIC CHEMICALS NES	OTHER	1			1	AUTRE	PRD. CHIM. ORGAN. NOA
BARNS AND RODS, STEEL	OTHER	416			416	AUTRE	BARRES ET TIGES ACIER
PLATE & SHEET STEEL	OTHER	495			495	AUTRE	TOLES, FEUILLES D'ACIER
STRUCTURAL SHAPES	OTHER	419			419	AUTRE	PROFILES DE CONSTRUCT.
MACHINERY NES	U K	882			882	R U	MACHINES NOA
EQUIPMENT MISC.	U K	247			247	R U	MATERIEL DIVERS
	OTHER	604	116		720	AUTRE	
COMMODITY TOTAL		851	116		967		TOTAL DE MARCHANDISE
PERSONAL, HOUSEHOLD GOODS	OTHER	2			2	AUTRE	ART. PERS. ET MENAGERES
CONTAINERIZED FREIGHT	GER	8,324			8,324	ALL	FRET CONTENEURESE
	LIBER	11,591			11,591	LIBER	
	OTHER	6,531			6,531	AUTRE	
COMMODITY TOTAL		26,446			26,446		TOTAL DE MARCHANDISE
COUNTRY/REGION TOTAL		269,007*	116*	*	269,123*		TOTAL DE PAYS/REGION
JORDAN							JORDANIE
MEAT AND MEAT PREP. NES	GREEK	5			5	GRECC	VIANDES ET PREP. NOA
MILK POWDER	GREEK	182			182	GRECC	LAIT EN POUFRE
WHEAT FLOUR	GREEK	3,143			3,143	GRECC	FARINE DE BLE
SORTENING	GREEK	8			8	GRECC	GRAISSE CULINAIRE
	OTHER	3			3	AUTRE	
COMMODITY TOTAL		11			11		TOTAL DE MARCHANDISE
CONC. COMPLETE FEEDS	U K	3			3	R U	CONC., PREC. COMPLETEES
	OTHER	8			8	AUTRE	
COMMODITY TOTAL		11			11		TOTAL DE MARCHANDISE
DIST. ALCOHOLIC BEV.	U K	2			2	R U	BOISS. ALCOOL. DIST.
ASBESTOS	U K	824			824	R U	AMIANTE
	OTHER	800			800	AUTRE	
COMMODITY TOTAL		1,624			1,624		TOTAL DE MARCHANDISE
NEWSPRINT PAPER	GREEK	2,825			2,825	GRECC	PAPIER JOURNAL
METAL FAB. BASIC PROD.	U K	10			10	R U	OUVR. DE BASE EN METAL
PASS. AUTOS AND CHASSIS	GREEK	1			1	GRECC	VOITURES PART., CHASSIS
MOTOR VEHICLE ENGINES	U K	3			3	R U	MOTEURS DE VEH. AUTOM.
	GREEK	8			8	GRECC	
COMMODITY TOTAL		11			11		TOTAL DE MARCHANDISE
EQUIPMENT MISC.	U K	59			59	R U	MATERIEL DIVERS
	GREEK	1			1	GRECC	
	NORW	8			8	NORV	
	OTHER	60			60	AUTRE	
COMMODITY TOTAL		128			128		TOTAL DE MARCHANDISE
PERSONAL, HOUSEHOLD GOODS	U K	5			5	R U	ART. PERS. ET MENAGERES
	GREEK	7			7	GRECC	
COMMODITY TOTAL		12			12		TOTAL DE MARCHANDISE
MISC. END PRODUCTS NES	GREEK	10			10	GRECC	PRODUITS FINIS DIV. NOA
COUNTRY/REGION TOTAL		7,975*	*	*	7,975*		TOTAL DE PAYS/REGION
KUWAIT							KOWEIT
FISH, CANNED	GREEK	4			4	GRECC	POISSON EN BOITES
FRUITS, PREP. CANNED	GREEK	1			1	GRECC	FRUITS PREP. EN BOITE
	NORW	2			2	NORV	
COMMODITY TOTAL		3			3		TOTAL DE MARCHANDISE
NUTS, EXC. OIL NUTS NES	GREEK	1			1	GRECC	NOIX, SAUF CLEAG. NOA
VEGETABLES, DRIED	NORW	1			1	NORV	LEGUMES, SECS
SPICES	U K	6			6	R U	EPICES
	LIBER	4			4	LIBER	

TABLE 1. CARGOES LOADED AT CANADIAN PORTS FOR FOREIGN COUNTRIES, IN 1976.

TABLEAU 1. MARCHANDISES CHARGÉES DANS LES PORTS CANADIENS A DESTINATION DE PAYS ÉTRANGERS, EN 1976.

COUNTRY OF DESTINATION AND KIND OF CARGO	REGISTRY OF VESSEL	ATLANTIC ATLANTIQUE	GREAT LAKES GRANDS LACS	PACIFIC PACIFIQUE	TOTAL TOTAL	IMMATIC. DU NAVIRE	PAYS DE DESTINATION ET MARCHANDISE
KUWAIT CONT.							KOWEIT SUITE
COMMODITY TOTAL		10			10		TOTAL DE MARCHANDISE
SHORTENING	GREEK	24			24	GRECO	GRAISSE CULINAIRE
	NORW	42			42	NORV	
	OTHER	21			21	AUTRE	
COMMODITY TOTAL		87			87		TOTAL DE MARCHANDISE
MISC.FOOD PREP.NES	NORW	8			8	NORV	DIV.PREP.ALIM.NDA
	OTHER			1	1	AUTRE	
COMMODITY TOTAL		8		1	9		TOTAL DE MARCHANDISE
CIGARETTES	NORW	2			2	NORV	CIGARETTES
ASBESTOS	NORW	45			45	NORV	AMIANTE
LUMBER AND TIMBER	GREEK	12,697			12,697	GRECO	BOIS D'OEUVRE ET CHARP.
	LIBER			5,404	5,404	LIBER	
COMMODITY TOTAL		12,697		5,404	18,101		TOTAL DE MARCHANDISE
TEXTILE FAB.MTL NES	NORW	19			19	NORV	OUVR.EN MAT.TEXT.NDA
	LIBER	1			1	LIBER	
COMMODITY TOTAL		20			20		TOTAL DE MARCHANDISE
PLASTIC MATERIALS	LIBER	78			78	LIBER	MATIERES PLASTIQUES
CHEM.SPECIALTIES NES	NORW	143			143	NORV	PROD.CHEM.SPECIALTIES NDA
BARNS AND RODS,STEEL	NORW	60			60	NORV	BARRES ET TIGES ACIER
METAL FAB.BASIC PROD.	NORW	103			103	NORV	OUVR.DE BASE EN METAL
	OTHER	1			1	AUTRE	
COMMODITY TOTAL		104			104		TOTAL DE MARCHANDISE
GLASS BASIC PRODUCTS	GREEK	14			14	GRECO	OUVR.DE BASE EN VERRE
MISC.FABRICATED PRCD.	NORW	8			8	NORV	OUVRAGES DIVERS
MACHINERY NES	NORW	16		46	62	NORV	MACHINES NDA
	LIBER			15	15	LIBER	
COMMODITY TOTAL		16		61	77		TOTAL DE MARCHANDISE
MOTOR VEHICLE ENGINES	GREEK	5			5	GRECO	MOTEURS DE VEH.AUTOM.
	NORW	30			30	NORV	
	OTHER	2			2	AUTRE	
COMMODITY TOTAL		37			37		TOTAL DE MARCHANDISE
SHIPS,AIRCRAFT,MIS.VEH	NORW	1			1	NORV	NAVIRES,AVIONS,VEH.DIV
RUBBER TIRES AND TUBES	NORW	10			10	NORV	PNEUS, CHAMBRES A AIR
EQUIPMENT MISC.	U K	50			50	R U	MATERIEL DIVERS
	GREEK	51			51	GRECO	
	NORW	404			404	NORV	
	LIBER	11			11	LIBER	
COMMODITY TOTAL		516			516		TOTAL DE MARCHANDISE
PERSONAL,HOUSEHOLD GOODS	GREEK	221			221	GRECO	ART.PERS.ET MENAGERS
	NORW	56			56	NORV	
	OTHER			4	4	AUTRE	
COMMODITY TOTAL		277		4	281		TOTAL DE MARCHANDISE
CONTAINERS,CLOSURES	NORW	9		4	13	NORV	CONTENEURS,FERMETURES
MISC. END PRODUCTS NES	GREEK	2			2	GRECO	PRODUITS FINIS DIV.NDA
	NORW	7			7	NORV	
	OTHER	4			4	AUTRE	
COMMODITY TOTAL		13			13		TOTAL DE MARCHANDISE
COUNTRY/REGION TOTAL		14,163*	*	5,471*	19,634*		TOTAL DE PAYS/REGION
LEBANON							LIBAN
WHEAT	OTHER	6,763			6,763	AUTRE	BLE
ASBESTOS	OTHER			146	146	AUTRE	AMIANTE
COUNTRY/REGION TOTAL		6,763*	*	146*	6,909*		TOTAL DE PAYS/REGION
LIBYA							LIBYE
BOLTS,ROUND TIMBER	GREEK	6,477			6,477	GRECO	BILLOTS,BOIS RONDS
	OTHER	8,134			8,134	AUTRE	
COMMODITY TOTAL		14,611			14,611		TOTAL DE MARCHANDISE
ROAD MOTOR VEH. NES	GREEK	50			50	GRECO	VEH.AUTOM.ROUTIERS NDA
COUNTRY/REGION TOTAL		14,661*	*	*	14,661*		TOTAL DE PAYS/REGION
SAUDI ARABIA							ARABIE SAOUDIT
MILK POWDER	GREEK	152			152	GRECO	LAIT EN POUDRE
	NORW	118			118	NORV	
COMMODITY TOTAL		270			270		TOTAL DE MARCHANDISE
WHEAT	NORW			596	596	NORV	BLE
WHEAT FLOUR	U K	2,256			2,256	R U	FARINE DE BLE
	GREEK	2,335			2,335	GRECO	
	NORW	511			511	NORV	
	OTHER	20			20	AUTRE	
COMMODITY TOTAL		5,122			5,122		TOTAL DE MARCHANDISE
CEREALS MILLED,NES	U K	22			22	R U	CEREALES MOULUES,NDA
MACARONI,CEREAL PRCD.	NORW	1			1	NORV	PATES ALIM.PROD.CEREAL
VEGETABLES, DRIED	NORW	1			1	NORV	LEGUMES, SECS
SHORTENING	GREEK	8			8	GRECO	GRAISSE CULINAIRE
	NORW	6			6	NORV	
	OTHER	6			6	AUTRE	
COMMODITY TOTAL		20			20		TOTAL DE MARCHANDISE
MISC.FOOD PREP.NES	NORW	11			11	NORV	DIV.PREP.ALIM.NDA
COND.COMPOSITE FEEDS	U K	28			28	R U	COND.,PROD.COMPLETES

TABLE 1. CARGOES LOADED AT CANADIAN PORTS FOR FOREIGN COUNTRIES, IN 1976.

TABLEAU 1. MARCHANDISES CHARGÉES DANS LES PORTS CANADIENS A DESTINATION DE PAYS ÉTRANGERS, EN 1976.

COUNTRY OF DESTINATION AND KIND OF CARGO	REGISTRY OF VESSEL	ATLANTIC ATLANTIQUE	GREAT LAKES GRANDS LACS	PACIFIC PACIFIQUE	TOTAL TOTAL	IMMATIC. DU NAVIRE	PAYS DE DESTINATION ET MARCHANDISE
SAUDI ARABIA CONT.							ARABIE SAOUDITE SUITE
	NORW	17			17	NORV	
	OTHER	7			7	AUTRE	
COMMODITY TOTAL		52			52		TOTAL DE MARCHANDISE
ASBESTOS	NORW	235			235	NORV	AMIANTE
LUMBER AND TIMBER	NORW	644			644	NORV	BOIS D'OEUVRE ET CHARP.
NEWSPRINT PAPER	NORW	54			54	NORV	PAPIER JOURNAL
PAPER NES	U K	1			1	R U	PAPIER NDA
	GREEK	61			61	GRECQ	
	NORW	4			4	NORV	
COMMODITY TOTAL		66			66		TOTAL DE MARCHANDISE
PAPERBOARD	NORW			94	94	NORV	CARTON
BLDG. PAPER AND BOARD	GREEK	23			23	GRECQ	PLAC. CONSTR., PAP/CART.
WET MACHINE BOARD	NORW	1			1	NORV	CAPTON EN PATE PRESSE
VEG. OILS, FATS NES	NORW	2			2	NORV	HUIL. MAT. GRAS. VEG. NDA
ORGANIC CHEMICALS NES	NORW	5			5	NORV	PROD. CHIM. ORGAN. NDA
PLASTIC MATERIALS	GREEK	1			1	GRECQ	MATIERES PLASTIQUES
DYESTUFF, PIGMENT, PAINT	GREEK	260			260	GRECQ	MAT. COLOR. PIC. PEINTURE
PLATE & SHEET STEEL	GREEK	1			1	GRECQ	TOLES, FEUILLES D'ACIER
STRUCTURAL SHAPES	U K	20			20	R U	PROFILES DE CONSTRUCT.
COPPER AND ALLOYS	LIBER	10			10	LIBER	CUivre ET ALLIAGES
METAL FAB. BASIC PRD.	U K	17			17	R U	OUVR. DE BASE EN METAL
	NORW	91			91	NORV	
	OTHER	71			71	AUTRE	
COMMODITY TOTAL		179			179		TOTAL DE MARCHANDISE
BRICKS, TILES NES	GREEK	609			609	GRECQ	BRIQUEs, TUILES NDA
	NORW	67			67	NORV	
COMMODITY TOTAL		676			676		TOTAL DE MARCHANDISE
GLASS BASIC PRODUCTS	GREEK	12			12	GRECQ	OUVR. DE BASE EN VERRE
	NORW	5			5	NORV	
COMMODITY TOTAL		17			17		TOTAL DE MARCHANDISE
CEMENT	NORW	123			123	NORV	CEMENT
NON-MET. MIN. BASIC PRD.	NORW	2			2	NORV	PROD. MIN. NON-MET. BASE
	LIBER	12			12	LIBER	
COMMODITY TOTAL		14			14		TOTAL DE MARCHANDISE
MISC. FABRICATED PRD.	U K	14			14	R U	OUVRAGES DIVERS
	NORW	25			25	NORV	
COMMODITY TOTAL		39			39		TOTAL DE MARCHANDISE
MACHINERY NES	U K	73			73	R U	MACHINES NDA
	GREEK	78			78	GRECQ	
	NORW	35		2	37	NORV	
	SWEDN	2,015			2,015	SUEDE	
COMMODITY TOTAL		2,201		2	2,203		TOTAL DE MARCHANDISE
MOTOR VEHICLE ENGINES	U K	6			6	R U	MOTEURS DE VEH. AUTOM.
	NORW	4			4	NORV	
COMMODITY TOTAL		10			10		TOTAL DE MARCHANDISE
ROAD MOTOR VEH. NES	GREEK	389			389	GRECQ	VEH. AUTOM. ROUTIERS NDA
	SWEDN	70			70	SUEDE	
	OTHER	2,000			2,000	AUTRE	
COMMODITY TOTAL		2,459			2,459		TOTAL DE MARCHANDISE
EQUIPMENT MISC.	U K	67			67	R U	MATERIEL DIVERS
	DENMK	123			123	DANMK	
	GREEK	379			379	GRECQ	
	NORW	551		10	561	NORV	
	OTHER	544			544	AUTRE	
COMMODITY TOTAL		1,664		10	1,674		TOTAL DE MARCHANDISE
PERSONAL, HOUSEHOLD GOODS	U K	2			2	R U	ART. PERS. ET MENAGERS
	GREEK	13			13	GRECQ	
	NORW	1,229		1	1,230	NORV	
COMMODITY TOTAL		1,244		1	1,245		TOTAL DE MARCHANDISE
CONTAINERS, CLOSURES	U K	4			4	R U	CONTENEURS, FERMETURES
	NORW	15		1	16	NORV	
COMMODITY TOTAL		19		1	20		TOTAL DE MARCHANDISE
MISC. END PRODUCTS NES	U K	4,061			4,061	R U	PRODUITS FINIS DIV. NDA
	DENMK	3,129			3,129	DANMK	
	GER			4,500	4,500	ALL	
	GREEK	264			264	GRECQ	
	NORW	3,853			3,853	NORV	
	SWEDN	1,513			1,513	SUEDE	
	LIBER	45			45	LIBER	
	OTHER	26			26	AUTRE	
COMMODITY TOTAL		12,891		4,500	17,391		TOTAL DE MARCHANDISE
COUNTRY/REGION TOTAL		28,357*	*	5,204*	33,561*		TOTAL DE PAYS/REGION
SOMALIA							SOMALIE
MILK POWDER	GREEK	313			313	GRECQ	LAIT EN POUVRE
WHEAT	GREEK	7,546			7,546	GRECQ	BLE
WHEAT FLOUR	GREEK	11,421			11,421	GRECQ	FARINE DE BLE
RAW HIDES AND SKINS	OTHER	217			217	AUTRE	PEAUX ET CUIRS BRUT
VEG. OILS, FATS NES	GREEK	907			907	GRECQ	HUIL. MAT. GRAS. VEG. NDA
TRACTORS	NORW			40	40	NORV	TRACTEURS
MACHINERY NES	NORW			19	19	NORV	MACHINES NDA
PERSONAL, HOUSEHOLD GOODS	GREEK	2			2	GRECQ	ART. PERS. ET MENAGERS
COUNTRY/REGION TOTAL		20,406*	*	59*	20,465*		TOTAL DE PAYS/REGION

TABLE 1. CARGOES LOADED AT CANADIAN PORTS FOR FOREIGN COUNTRIES, IN 1976.

TABLEAU 1. MARCHANDISES CHARGÉES DANS LES PORTS CANADIENS A DESTINATION DE PAYS ÉTRANGERS, EN 1976.

COUNTRY OF DESTINATION AND KIND OF CARGO	REGISTRY OF VESSEL	ATLANTIC ATLANTIQUE	GREAT LAKES GRANDS LACS	PACIFIC PACIFIQUE	TOTAL TOTAL	IMMATIC. DU NAVIRE	PAYS DE DESTINATION ET MARCHANDISE
U.A.R. - EGYPT CONT.							R.A.U. - EGYPT SUITE
COMMODITY TOTAL	CTHER	1,090			1,090	AUTRE	TOTAL DE MARCHANDISE
NEWSPRINT PAPER	OTHER	3,887		2,944	6,831	AUTRE	PAPIER JOURNAL
TEXTILE FAB.MTL NES	OTHER	9,357			9,357	AUTRE	OUVR.EN MAT.TEXT.NDA
VEG.OILS,FATS NES	DENMK	2,823			2,823	DANMK	HUIL.MAT.GRAS.VEG.NDA
METALLIC SALTS	OTHER	784			784	AUTRE	SELS METALLIQUES
ORGANIC CHEMICALS NES	OTHER	112			112	AUTRE	PROD.CHIM.ORGAN.NDA
AGRICULTURAL CHEMICALS	GREEK	2			2	GRECC	PROD.CHIM.AGRICCOLES
PIPES,TUBES:IRON,STEEL	OTHER	2			2	AUTRE	TUYAUX,TUBES:FER,ACIER
COPPER AND ALLOYS	DENMK	330			330	DANMK	CUIVRE ET ALLIAGES
MACHINERY NES	DENMK	80			80	DANMK	MACHINES NDA
	GREEK	126			126	GRECC	
	OTHER	2			2	AUTRE	
COMMODITY TOTAL		208			208		TOTAL DE MARCHANDISE
RAILWAY ROLLING STOCK	GREEK	1,699			1,699	GRECC	MAT.ROUL.DE CH.DE FER
PERSONAL,HOUSEHOLD GOODS	NORW	8			8	NORV	ART.PERS.ET MENAGERS
	OTHER	33			33	AUTRE	
COMMODITY TOTAL		41			41		TOTAL DE MARCHANDISE
COUNTRY/REGION TOTAL		181,414*	*	2,944*	184,358*		TOTAL DE PAYS/REGION
GAMBIA, THE							GAMBIE, LA
MILK POWDER	DENMK	73			73	DANMK	LAIT EN POUDRE
WHEAT FLOUR	DENMK	26			26	DANMK	FARINE DE BLE
EQUIPMENT MISC.	DENMK	2			2	DANMK	MATERIEL DIVERS
COUNTRY/REGION TOTAL		101*	*	*	101*		TOTAL DE PAYS/REGION
GHANA							GHANA
MILK POWDER	GER	180			180	ALL	LAIT EN POUDRE
WHEAT	GREEK	68,232			68,232	GRECC	BLE
	LIBER	13,890			13,890	LIBER	
	CTHER	13,561			13,561	AUTRE	
COMMODITY TOTAL		95,683			95,683		TOTAL DE MARCHANDISE
MISC.FOOD PREP.NES	OTHER	2			2	AUTRE	DIV.PREP.ALIM.NDA
ASBESTOS	GER	151			151	ALL	AMIANTE
BLDG.PAPER AND BOARD	DENMK	75			75	DANMK	PLAQ.CCNSTR.,PAP/CART.
	GER	47			47	ALL	
COMMODITY TOTAL		122			122		TOTAL DE MARCHANDISE
PLATE & SHEET STEEL	OTHER		997		997	AUTRE	TOLES,FEUILLES D'ACIER
PIPES,TUBES:IRON,STEEL	CTHER	708			708	AUTRE	TUYAUX,TUBES:FER,ACIER
GLASS BASIC PRODUCTS	GER	7			7	ALL	OUVR.DE BASE EN VERRE
TRACTORS	OTHER	14			14	AUTRE	TRACTEURS
MACHINERY NES	U K	190			190	R U	MACHINES NDA
	DENMK	55	1,047		1,102	DANMK	
	GREEK	2			2	GRECC	
	OTHER	248			248	AUTRE	
COMMODITY TOTAL		495	1,047		1,542		TOTAL DE MARCHANDISE
PASS.AUTOS AND CHASSIS	OTHER	10	3		13	AUTRE	VOITURES PART.,CHASSIS
TRUCKS AND CHASSIS	U K	60			60	R U	CAMIONS ET CHASSIS
	GER	8			8	ALL	
	GREEK	21			21	GRECC	
COMMODITY TOTAL		89			89		TOTAL DE MARCHANDISE
MOTOR VEHICLE ENGINES	U K	1			1	R U	MOTEURS DE VEH.AUTOM.
	GER	4			4	ALL	
COMMODITY TOTAL		5			5		TOTAL DE MARCHANDISE
ROAD MOTOR VEH. NES	GREEK	8			8	GRECC	VEH.AUTOM.ROUTIERS NDA
EQUIPMENT MISC.	U K	11			11	R U	MATERIEL DIVERS
	DENMK	33			33	DANMK	
	GER	3			3	ALL	
	U S A	2			2	E-U	
	OTHER	18	1		19	AUTRE	
COMMODITY TOTAL		67	1		68		TOTAL DE MARCHANDISE
PERSONAL,HOUSEHOLD GOODS	U K	5			5	R U	ART.PERS.ET MENAGERS
	DENMK	10			10	DANMK	
	GER	22			22	ALL	
	GREEK	33			33	GRECC	
	OTHER	27	4		31	AUTRE	
COMMODITY TOTAL		97	4		101		TOTAL DE MARCHANDISE
MISC. END PRODUCTS NES	U K	1			1	R U	PRODUITS FINIS DIV.NDA
	DENMK	1			1	DANMK	
	GER	5			5	ALL	
	GREEK	35			35	GRECC	
	OTHER	13	1		14	AUTRE	
COMMODITY TOTAL		55	1		56		TOTAL DE MARCHANDISE
GENERAL CARGO	DENMK	1			1	DANMK	MARCHANDISES DIVERSES
	GREEK	2			2	GRECC	
	CTHER	5			5	AUTRE	
COMMODITY TOTAL		8			8		TOTAL DE MARCHANDISE
COUNTRY/REGION TOTAL		97,701*	2,053*	*	99,754*		TOTAL DE PAYS/REGION

TABLE 1. CARGOES LOADED AT CANADIAN PORTS FOR FOREIGN COUNTRIES, IN 1976.

TABLEAU 1. MARCHANDISES CHARGÉES DANS LES PORTS CANADIENS A DESTINATION DE PAYS ÉTRANGERS, EN 1976.

COUNTRY OF DESTINATION AND KIND OF CARGO	REGISTRY OF VESSEL	ATLANTIC ATLANTIQUE	GREAT LAKES GRANDS LACS	PACIFIC PACIFIQUE	TOTAL TOTAL	IMMATIC. DU NAVIRE	PAYS DE DESTINATION ET MARCHANDISE
KENYA							KENYA
MILK POWDER	GREEK	428			428	GRECQ	LAIT EN POUORE
	NORW	221			221	NORV	
COMMODITY TOTAL		649			649		TOTAL DE MARCHANDISE
WHEAT FLOUR	NORW	55			55	NORV	FARINE DE BLE
APPLES	NORW	46			46	NORV	POMMES
VEGETABLES, DRIED	U K	90			90	R U	LEGUMES, SECS
	GREEK	89			89	GRECQ	
COMMODITY TOTAL		179			179		TOTAL DE MARCHANDISE
VEGETABLE PREP. NES	NORW		1		1	NORV	PREP. DE LEGUMES NDA
MISC. FOOD PREP. NES	NORW	45			45	NORV	DIV. PREP. ALIM. NDA
TEXTILE FIBRES NES	NORW	206	48		254	NORV	FIBRES TEXTILES NDA
ASBESTOS	U K	100			100	R U	AMIANTE
	GREEK	70			70	GRECQ	
	NORW	158			158	NORV	
COMMODITY TOTAL		328			328		TOTAL DE MARCHANDISE
CRUDE NON-MET. MIN. NES	NORW	10			10	NORV	MIN. NON-MET. BRUTS NDA
COTTON, TEXTILE WASTE	U K		49		49	R U	DECHETS DE COTON, TEXT.
	NORW	364	511		875	NORV	
COMMODITY TOTAL		364	560		924		TOTAL DE MARCHANDISE
WASTE AND SCRAP NES	NORW	295	68		363	NORV	DECHETS ET REBUTS NDA
RUBBER FAB. MATERIALS	NORW		2		2	NORV	DEMI-PROD. CAOUTCHOUC
NEWSPRINT PAPER	GREEK	612			612	GRECQ	PAPIER JOURNAL
	NORW	2,019			2,019	NORV	
COMMODITY TOTAL		2,631			2,631		TOTAL DE MARCHANDISE
PAPER NES	NORW	4	2		6	NORV	PAPIER NDA
	OTHER	19			19	AUTRE	
COMMODITY TOTAL		23	2		25		TOTAL DE MARCHANDISE
BLDG. PAPER AND BOARD	NORW	320			320	NORV	PLAQ. CONSTR., PAP/CART.
	OTHER	935			935	AUTRE	
COMMODITY TOTAL		1,255			1,255		TOTAL DE MARCHANDISE
WET MACHINE BOARD	NORW	2			2	NORV	CARTON EN PATE PRESSE
TEXTILE FAB. MTL NES	NORW	13			13	NORV	OUVR. EN MAT. TEXT. NDA
ANIMAL OILS, EXC. MARINE	NORW		61		61	NORV	HUIL. ANIM. SAUF AN. MAR.
INORGANIC CHEMS. NES	U K	11			11	R U	PROD. CHIM. INDRG. NDA
	NORW	3	40		43	NORV	
COMMODITY TOTAL		14	40		54		TOTAL DE MARCHANDISE
ORGANIC CHEMICALS NES	NORW	38			38	NORV	PROD. CHIM. ORGAN. NDA
AGRICULTURAL CHEMICALS	NORW	2			2	NORV	PROD. CHIM. AGRICOLES
PLASTIC MATERIALS	U K		10		10	R U	MATIERES PLASTIQUES
BARNS AND RODS, STEEL	NORW	6			6	NORV	BARRES ET TIGES ACIER
PLATE & SHEET STEEL	NORW	78			78	NORV	TOLES, FEUILLES ACIER
STRUCTURAL SHAPES	NORW	62			62	NORV	PROFILES DE CONSTRUCT.
PIPES, TUBES: IRON, STEEL	NORW	299			299	NORV	TUYAUX, TUBES: FER, ACIER
WIRE	NORW	3			3	NORV	FIL METALLIQUE
METAL FAB. BASIC PROD.	U K		55		55	R U	OUVR. DE BASE EN METAL
	NORW	46	31		77	NORV	
COMMODITY TOTAL		46	86		132		TOTAL DE MARCHANDISE
NON-MET. MIN. BASIC PROD	NORW	72			72	NORV	PROD. MIN. NON-MET. BASE
TRACTORS	NORW	81			81	NORV	TRACTEURS
MACHINERY NES	U K	301	45		346	R U	MACHINES NDA
	NETH			1	1	P. BAS	
	NORW	1,335	54		1,389	NORV	
COMMODITY TOTAL		1,636	99	1	1,736		TOTAL DE MARCHANDISE
RAILWAY ROLLING STOCK	NORW	32			32	NORV	MAT. ROL. DE CH. DE FER
PASS. AUTOS AND CHASSIS	NORW	2			2	NORV	VOITURES PART., CHASSIS
TRUCKS AND CHASSIS	U K	43			43	R U	CAMIONS ET CHASSIS
	NORW	431	28		459	NORV	
COMMODITY TOTAL		474	28		502		TOTAL DE MARCHANDISE
MOTOR VEHICLE ENGINES	GREEK	19			19	GRECQ	MOTEURS DE VEH. AUTOM.
	NORW	21	6		27	NORV	
COMMODITY TOTAL		40	6		46		TOTAL DE MARCHANDISE
ROAD MOTOR VEH. NES	U K	15			15	R U	VEH. AUTOM. ROUTIERS NDA
	NORW	39			39	NORV	
COMMODITY TOTAL		54			54		TOTAL DE MARCHANDISE
SHIPS, AIRCRAFT, MIS. VEH.	NETH			11	11	P. BAS	NAVIRES, AVIONS, VEH. DIV
EQUIPMENT MISC.	NORW	5	27		32	NORV	MATERIEL DIVERS
PERSONAL, HOUSEHOLD GOODS	U K	34	6		40	R U	ART. PERS. ET MENAGERS
	GREEK	1			1	GRECQ	
	NETH			4	4	P. BAS	
	NORW	1,814	12		1,826	NORV	
	OTHER	1	84		85	AUTRE	
COMMODITY TOTAL		1,850	102	4	1,956		TOTAL DE MARCHANDISE
FIREARMS, AMMUNITION	NORW	103			103	NORV	ARMES A FEU, MUNITIONS
MISC. END PRODUCTS NES	U K	1			1	R U	PRODUITS FINIS DIV. NDA
	NETH			65	65	P. BAS	
	NORW	11	19		30	NORV	
COMMODITY TOTAL		12	19	65	96		TOTAL DE MARCHANDISE
GENERAL CARGO	U K		7		7	R U	MARCHANDISES DIVERSES
	NETH			2	2	P. BAS	
	NORW	3	31		34	NORV	
COMMODITY TOTAL		3	38	2	43		TOTAL DE MARCHANDISE
CONTAINERIZED FREIGHT	NORW	3	44		44	NORV	FRET CONTENUEUSE
COUNTRY/REGION TOTAL		11,013*	1,241*	83*	12,337*		TOTAL DE MARCHANDISE

TABLE 1. CARGOES LOADED AT CANADIAN PORTS FOR FOREIGN COUNTRIES, IN 1976.

TABLEAU 1. MARCHANDISES CHARGÉES DANS LES PORTS CANADIENS A DESTINATION DE PAYS ÉTRANGERS, EN 1976.

COUNTRY OF DESTINATION AND KIND OF CARGO	REGISTRY OF VESSEL	ATLANTIC ATLANTIQUE	GREAT LAKES GRANDS LACS	PACIFIC PACIFIQUE	TOTAL TOTAL	IMMATIC. DU NAVIRE	PAYS DE DESTINATION ET MARCHANDISE
MAURITIUS-DEP.							
MILK POWDER	GREEK	162			162	GRECC	MAURICE ET DEP LAIT EN POWDRE
WHEAT	GREEK	2,756			2,756	GRECC	BLE
PULP	U K	14			14	R U	PATE
PAPER NES	U K	26			26	R U	PAPIER NDA
COUNTRY/REGION TOTAL		2,958*	*	*	2,958*		TOTAL DE PAYS/REGION
NIGERIA							
DAIRY PROD., EGGS, HONEY	U K	61			61	R U	PROD. LAIT., CEUFS, MIEL
WHEAT	PANAM	11,575			11,575	PANAM	BLE
	OTHER	928			928	AUTRE	
COMMODITY TOTAL		12,503			12,503		TOTAL DE MARCHANDISE
SYRUP	OTHER	4			4	AUTRE	SIROP
SPICES	U K	6			6	R U	ÉPICES
	OTHER	6			6	AUTRE	
COMMODITY TOTAL		12			12		TOTAL DE MARCHANDISE
MISC. FOOD PREP. NES	DENMK	40			40	DANMK	DIV. PRÉP. ALIM. NDA
ASBESTOS	U K	2,184			2,184	R U	AMIANTE
	DENMK	422			422	DANMK	
	OTHER	743			743	AUTRE	
COMMODITY TOTAL		3,349			3,349		TOTAL DE MARCHANDISE
WOOD FAB. MATERIALS	U K	115			115	R U	DEMI-PRODUITS EN BOIS
	OTHER	210			210	AUTRE	
COMMODITY TOTAL		325			325		TOTAL DE MARCHANDISE
NEWSPRINT PAPER	DENMK	499			499	DANMK	PAPIER JOURNAL
PAPERBOARD	DENMK	546			546	DANMK	CARTON
	OTHER	222			222	AUTRE	
COMMODITY TOTAL		768			768		TOTAL DE MARCHANDISE
TEXTILE FAB. MTL NES	U K	2			2	R U	OUVR. EN MAT. TEXT. NDA
ORGANIC CHEMICALS NES	U K	1			1	R U	PROD. CHIM. ORGAN. NDA
AGRICULTURAL CHEMICALS	OTHER	8			8	AUTRE	PROD. CHIM. AGRICOLES
CHEM. SPECIALTIES NES	U K	2			2	R U	PROD. CHIM. SPÉCIAUX NDA
PETROL, COAL PROD. NES	OTHER	8			8	AUTRE	DÉRIVE PETR. CHARB. NDA
BARNS AND RODS, STEEL	U K	16			16	R U	BARRES ET TIGES ACIER
PLATE & SHEET STEEL	U K	14			14	R U	TOLES, FEUILLES D'ACIER
PIPES, TUBES: IRON, STEEL	U K	13			13	R U	TUYAUX, TUBES: FER, ACIER
ALUMINIUM	U K	2,163			2,163	R U	ALUMINIUM
	OTHER	2,192			2,192	AUTRE	
COMMODITY TOTAL		4,355			4,355		TOTAL DE MARCHANDISE
COPPER AND ALLEYS	U K	83			83	R U	CUIVRE ET ALLIAGES
	DENMK	83			83	DANMK	
	OTHER	82			82	AUTRE	
COMMODITY TOTAL		248			248		TOTAL DE MARCHANDISE
METAL FAB. BASIC PROD.	OTHER	6			6	AUTRE	OUVR. DE BASE EN METAL
BRICKS, TILES NES	U K	16			16	R U	BRICQUES, TUILES NCA
	OTHER	1			1	AUTRE	
COMMODITY TOTAL		17			17		TOTAL DE MARCHANDISE
NON-MET. MIN. BASIC PROD	U K	10			10	R U	PROD. MIN. NON-MET. BASE
	OTHER	75			75	AUTRE	
COMMODITY TOTAL		85			85		TOTAL DE MARCHANDISE
TRACTORS	DENMK	14			14	DANMK	TRACTEURS
MACHINERY NES	U K	242			242	R U	MACHINES NDA
	DENMK	147			147	DANMK	
	OTHER	238			238	AUTRE	
COMMODITY TOTAL		627			627		TOTAL DE MARCHANDISE
RAILWAY ROLLING STOCK	U K	14			14	R U	MAT. ROLL. DE CH. DE FER
	DENMK	29			29	DANMK	
	OTHER	17			17	AUTRE	
COMMODITY TOTAL		60			60		TOTAL DE MARCHANDISE
PASS. AUTOS AND CHASSIS	U K	15			15	R U	VOITURES PART. CHASSIS
	DENMK	1			1	DANMK	
	OTHER	3			3	AUTRE	
COMMODITY TOTAL		19			19		TOTAL DE MARCHANDISE
ROAD MOTOR VEH. NES	U K	8			8	R U	VEH. AUTOM. ROUTIERS NDA
EQUIPMENT MISC.	U K	7			7	R U	MATÉRIEL DIVERS
	DENMK	43			43	DANMK	
	OTHER	23			23	AUTRE	
COMMODITY TOTAL		73			73		TOTAL DE MARCHANDISE
PERSONAL, HOUSEHOLD GOODS	U K	14			14	R U	ART. PERS. ET MENAGERS
	DENMK	6			6	DANMK	
	OTHER	21			21	AUTRE	
COMMODITY TOTAL		41			41		TOTAL DE MARCHANDISE
MISC. END PRODUCTS NES	OTHER	5			5	AUTRE	PRODUITS FINIS DIV. NDA
GENERAL CARGO	DENMK	6			6	DANMK	MARCHANDISES DIVERSES
CONTAINERIZED FREIGHT	GER	83			83	ALL	FRET CONTENEURESE
	GREEK	55			55	GRECC	
COMMODITY TOTAL		138			138		TOTAL DE MARCHANDISE
COUNTRY/REGION TOTAL		23,327*	*	*	23,327*		TOTAL DE PAYS/REGION
SOUTH AFRICA							
FISH, FRESH OR FROZEN	NETH			4	4	R. S. A.	AFRIQUE DU SUD
	NORW	12			12	NORV	POISSON, FRATS OU CONG.
	U & A			3	3	E-U	

TABLE 1. CARGOES LOADED AT CANADIAN PORTS FOR FOREIGN COUNTRIES, IN 1976.

TABLEAU 1. MARCHANDISES CHARGÉES DANS LES PORTS CANADIENS À DESTINATION DE PAYS ÉTRANGERS, EN 1976.

COUNTRY OF DESTINATION AND KIND OF CARGO	REGISTRY OF VESSEL	ATLANTIC ATLANTIQUE	GREAT LAKES GRANDS LACS	PACIFIC PACIFIQUE	TOTAL TOTAL	IMMATIC. DU NAVIRE	PAYS DE DESTINATION ET MARCHANDISE
SOUTH AFRICA CONT. COMMODITY TOTAL		12	3	4	19		AFRIQUE DU SUD SUITE
FISH, SALTED OR CURED	U K	3			3	R U	TOTAL DE MARCHANDISE
	U S A		3		3	E-U	POISSON, SALE OU FUME
COMMODITY TOTAL		3	3		6		TOTAL DE MARCHANDISE
FISH, CANNED	GER	3			3	ALL	POISSON EN BOITES
	GREEK	2			2	GRECQ	
	NETH			65	65	P.BAS	
COMMODITY TOTAL		5		65	70		TOTAL DE MARCHANDISE
MILK POWDER	NORW	228			228	NORV	LAIT EN POUFRE
DAIRY PROD. EGGS, HONEY	U K	51			51	R U	PROD. LAIT., OEUF, MIEL
	NORW	77			77	NORV	
COMMODITY TOTAL		128			128		TOTAL DE MARCHANDISE
WHEAT FLOUR	U K	240			240	R U	FARINE DE BLE
	NORW	104	6		110	NORV	
COMMODITY TOTAL		344	6		350		TOTAL DE MARCHANDISE
FRUITS, PREP. CANNED	NETH				8	P.BAS	FRUITS PREP. EN BOITE
PCTATOES	NORW	30		8	30	NORV	POMMES DE TERRE
VEGETABLES, DRIED	GER	15			15	ALL	LEGUMES, SECS
	GREEK	16			16	GRECQ	
	NORW	270	116		386	NORV	
COMMODITY TOTAL		301	116		417		TOTAL DE MARCHANDISE
SYRUP	U K	1			1	R U	SIROP
	NORW	2			2	NORV	
COMMODITY TOTAL		3			3		TOTAL DE MARCHANDISE
SPICES	NORW		17		17	NORV	EPICES
MISC. FOOD PREP. NES	U K	1			1	R U	DIV. PREP. ALIM. NDA
	NORW	273	131		404	NORV	
COMMODITY TOTAL		274	131		405		TOTAL DE MARCHANDISE
DIST. ALCOHOLIC BEV.	NORW	7			7	NORV	BOISS. ALCOOL. DIST.
CIGARETTES	NORW	1			1	NORV	CIGARETTES
TOBACCO NES	NORW	1	10		11	NORV	TABACS NDA
CRUDE ANIMAL PROD. NES	GREEK	3			3	GRECQ	PR. BRUTS ORIG. ANIM. NDA
	NORW	7			7	NORV	
COMMODITY TOTAL		10			10		TOTAL DE MARCHANDISE
CRUDE VEG. PROD. NES	NORW	12			12	NORV	PR. BRUTS ORIG. VEG. NDA
TEXTILE FIBRES NES	GER	1			1	ALL	FIBRES TEXTILES NDA
	NORW	303	32		335	NORV	
COMMODITY TOTAL		304	32		336		TOTAL DE MARCHANDISE
ZINC ORE AND CONC.	GREEK			4,961	4,961	GRECQ	MINERAI, CONC. DE ZINC
ORES AND CONC. NES	PANAM	6			6	PANAM	MINERAIS ET CONC. NDA
NON-FERROUS MET. SCRAP	U K	40			40	R U	DECHETS METAL. NDA FER.
SLAG, DROSS, BY-PRODUCTS	GREEK	5,732			5,732	GRECQ	POUS. GUEUL. SCOR. PROD.
	NORW	27,992			27,992	NORV	
COMMODITY TOTAL		33,724			33,724		TOTAL DE MARCHANDISE
ASBESTOS	U K	5			5	R U	AMIANTE
	NORW	716			716	NORV	
COMMODITY TOTAL		721			721		TOTAL DE MARCHANDISE
SULPHUR IN ORES	GER			30,305	30,305	ALL	SOUFRE EN MINERAI
	GREEK			38,029	38,029	GRECQ	
	LIBER			24,078	24,078	LIBER	
	OTHER			27,056	27,056	AUTRE	
COMMODITY TOTAL				119,468	119,468		TOTAL DE MARCHANDISE
CRUDE NON-MET. MIN. NES	NORW	162			162	NORV	MIN. NON-MET. BRUTS NDA
	LIBER	14			14	LIBER	
COMMODITY TOTAL		176			176		TOTAL DE MARCHANDISE
COTTON, TEXTILE WASTE	U K		14		14	R U	DECHETS DE COTON, TEXT.
	GREEK	34			34	GRECQ	
	NETH			15	15	P.BAS	
	NORW	50	9		59	NORV	
COMMODITY TOTAL		84	23	15	122		TOTAL DE MARCHANDISE
WASTE AND SCRAP NES	NORW	215	2		217	NORV	DECHETS ET REBUTS NDA
RUBBER FAB. MATERIALS	GER	1			1	ALL	DEMI-PROD. CAOUTCHOUC
	GREEK	2	6		8	GRECQ	
	NORW	79	4		83	NORV	
	PANAM	1			1	PANAM	
COMMODITY TOTAL		83	10		93		TOTAL DE MARCHANDISE
LUMBER AND TIMBER	U K		9		9	R U	BOIS OEUVRE ET CHARP.
	GREEK			738	738	GRECQ	
	NETH			126	126	P.BAS	
	NORW	29			29	NORV	
	LIBER			855	855	LIBER	
COMMODITY TOTAL		29	9	1,719	1,757		TOTAL DE MARCHANDISE
FLOORING	U K		5		5	R U	LAMES POUR PARQUET
	NORW		9		9	NORV	
COMMODITY TOTAL			14		14		TOTAL DE MARCHANDISE
SHINGLES AND SHAKES	NETH			26	26	P.BAS	BARDEAUX, BARO. FACADE
VENEER, PLYWOOD	GREEK	4			4	GRECQ	PLACAGES, CONTRE-PLAQ.
	NETH			45	45	P.BAS	
	NORW	35			35	NORV	
	LIBER	5			5	LIBER	
	PANAM	5			5	PANAM	
COMMODITY TOTAL		49		45	94		TOTAL DE MARCHANDISE
WOOD FAB. MATERIALS	U K	2			2	R U	DEMI-PRODUITS EN BOIS
	NORW	149			149	NORV	
COMMODITY TOTAL		151			151		TOTAL DE MARCHANDISE
PAPER	U K	2,920			2,920	R U	PATÉ

TABLE 1. CARGOES LOADED AT CANADIAN PORTS FOR FOREIGN COUNTRIES, IN 1976.

TABLEAU 1. MARCHANDISES CHARGÉES DANS LES PORTS CANADIENS A DESTINATION DE PAYS ÉTRANGERS, EN 1976.

COUNTRY OF DESTINATION AND KIND OF CARGO	REGISTRY OF VESSEL	ATLANTIC ATLANTIQUE	GREAT LAKES GRANDS LACS	PACIFIC PACIFIQUE	TOTAL TOTAL	IMMATIC. DU NAVIRE	PAYS DE DESTINATION ET MARCHANDISE
SOUTH AFRICA CONT.							AFRIQUE DU SUD SUITE
	GREEK	5,168			5,168	GRECQ	
	NETH			5,259	5,259	P.BAS	
	NORW	2,148			2,143	NORV	
	LIBER			3,603	3,603	LIBER	
	PANAM	1,213			1,213	PANAM	
	CTHER	10,195			10,195	AUTRE	
COMMODITY TOTAL		21,644		8,862	30,506		TOTAL DE MARCHANDISE
NEWSPRINT PAPER	NETH			40	40	P.BAS	PAPIER JOURNAL
	NORW		34		34	NORV	
	U S A	11			11	E-U	
COMMODITY TOTAL		11	34	40	85		TOTAL DE MARCHANDISE
PAPER NES	U K	431	89		520	R U	PAPIER NDA
	GREEK	96			96	GRECQ	
	NORW	1,385	203		1,588	NORV	
	LIBER	83			83	LIBER	
	PANAM	18			18	PANAM	
COMMODITY TOTAL		2,013	292		2,305		TOTAL DE MARCHANDISE
PAPERBOARD	U K	7			7	R U	CARTON
	GREEK	8			8	GRECQ	
	NETH			84	84	P.BAS	
	NORW	77	25		102	NORV	
COMMODITY TOTAL		92	25	84	201		TOTAL DE MARCHANDISE
BLDG.PAPER AND BOARD	NORW	4	77		81	NORV	PLAQ.CONSTR.,PAP/CART.
NET MACHINE BOARD	NORW	64			64	NORV	CARTON EN PATE PRESSE
TEXTILE FAB.MTL NES	U K	3			3	R U	OUVR.EN MAT.TEXT.NOA
	GREEK	1			1	GRECQ	
	NORW	58	8		66	NORV	
	LIBER	11			11	LIBER	
	U S A	74			74	E-U	
COMMODITY TOTAL		147	8		155		TOTAL DE MARCHANDISE
OILS,FATS,WAXES NES	U K	52			52	R U	HUIL.MAT.GRAS.CIRE NDA
	NETH			22	22	P.BAS	
	NORW	175			175	NORV	
COMMODITY TOTAL		227		22	249		TOTAL DE MARCHANDISE
METALLIC SALTS	U K	104			104	R U	SELS METALLIQUES
	NORW	210	25		235	NORV	
COMMODITY TOTAL		314	25		339		TOTAL DE MARCHANDISE
INORGANIC CHEMS. NES	U K	18			18	R U	PROD.CHIM.INORG.NDA
	NORW	1,093	92		1,185	NORV	
	PANAM	80			80	PANAM	
COMMODITY TOTAL		1,173	110		1,283		TOTAL DE MARCHANDISE
ORGANIC CHEMICALS NES	U K	79	3		82	R U	PROD.CHIM.ORGAN.NDA
	NORW	182			182	NORV	
COMMODITY TOTAL		261	3		264		TOTAL DE MARCHANDISE
POTASH	LIBER			10,814	10,814	LIBER	POTASSE
AGRICULTURAL CHEMICALS	U K		22		22	R U	PROD.CHIM.AGRICILES
	GER	3			3	ALL	
	NETH			4	4	P.BAS	
	PANAM		31		31	PANAM	
COMMODITY TOTAL		3	53	4	60		TOTAL DE MARCHANDISE
PLASTIC MATERIALS	U K	76	26		102	R U	MATIERES PLASTIQUES
	GER	50			50	ALL	
	NORW	535	131		666	NORV	
	PANAM	11			11	PANAM	
COMMODITY TOTAL		672	157		829		TOTAL DE MARCHANDISE
CHEM.SPECIALTIES NES	U K	46	62		62	R U	PROD.CHIM.SPECIALAUX NOA
	NORW	46	55		101	NORV	
COMMODITY TOTAL		46	117		163		TOTAL DE MARCHANDISE
PETROL.COAL PROD.NES	U K	78			78	R U	OERIVE PETR.CHARR.NDA
	NORW	11			11	NORV	
COMMODITY TOTAL		89			89		TOTAL DE MARCHANDISE
CASTINGS,FORGINGS	GREEK	54	2		56	GRECQ	MOUL.PIECES FORGEES
	NORW	7			7	NORV	
	OTHER		8		8	AUTRE	
COMMODITY TOTAL		61	10		71		TOTAL DE MARCHANDISE
BARS AND RODS,STEEL	NORW	8			8	NORV	BARRES ET TIGES ACIER
PLATE & SHEET STEEL	GREEK	1			1	GRECQ	TOLES,FEUILLES DACIER
	NORW	1			1	NORV	
COMMODITY TOTAL		2			2		TOTAL DE MARCHANDISE
STRUCTURAL SHAPES	U K		2		2	R U	PROFILES DE CONSTRUCT.
	NORW	18	21		39	NORV	
COMMODITY TOTAL		18	23		41		TOTAL DE MARCHANDISE
RAILS & TRACK MATERIAL	OTHER	3			3	AUTRE	RAILS,MAT.VOIE FERREE
PIPES,TUBES:IRON,STEEL	GER	1			1	ALL	TUYAUX,TUBES:FER,ACIER
	NORW	45			45	NORV	
	LIBER	4			4	LIBER	
	OTHER	5			5	AUTRE	
COMMODITY TOTAL		55			55		TOTAL DE MARCHANDISE
WIRE	U K	1			1	R U	FIL METALLIQUE
	NETH			50	50	P.BAS	
	NORW		5		5	NORV	
COMMODITY TOTAL		1	5	50	56		TOTAL DE MARCHANDISE
ALUMINIUM	NORW	255	1		256	NORV	ALUMINIUM
COPPER AND ALLOYS	U K	6	12		18	R U	CUIVRE ET ALLIAGES
	NORW	46	20		66	NORV	
COMMODITY TOTAL		52	32		84		TOTAL DE MARCHANDISE

TABLE 1. CARGOES LOADED AT CANADIAN PORTS FOR FOREIGN COUNTRIES, IN 1976.

TABLEAU 1. MARCHANDISES CHARGÉES DANS LES PORTS CANADIENS A DESTINATION DE PAYS ÉTRANGERS, EN 1976.

COUNTRY OF DESTINATION AND KIND OF CARGO	REGISTRY OF VESSEL	ATLANTIC ATLANTIQUE	GREAT LAKES GRANDS LACS	PACIFIC PACIFIQUE	TOTAL TOTAL	IMMATIC. DU NAVIRE	PAYS DE DESTINATION ET MARCHANDISE
SOUTH AFRICA CONT.							AFRIQUE DU SUD SUITE
LEAD AND ALLOYS	NDRW	2			2	NORV	PLOMB ET ALLIAGES
NICKEL AND ALLOYS	U K	1			1	R U	NICKEL ET ALLIAGES
	PANAM	1			1	PANAM	
COMMODITY TOTAL		2			2		TOTAL DE MARCHANDISE
ZINC AND ALLOYS	NORW	40	57		97	NORV	ZINC ET ALLIAGES
NON-FERROUS METALS NES	NETH			26	26	P.BAS	METEAUX NON-FERREUX NDA
	NORW	11	55		66	NORV	
COMMODITY TOTAL		11	55	26	92		TOTAL DE MARCHANDISE
METAL FAB.BASIC PROD.	U K	4	38		42	R U	OUVR.DE BASE EN METAL
	GER	6			6	ALL	
	GREEK	14	27		41	GRECC	
	NETH			5	5	P.BAS	
	NORW	146	115		261	NORV	
	PANAM	9	5		14	PANAM	
	OTHER	8	8		16	AUTRE	
COMMODITY TOTAL		187	193	5	385		TOTAL DE MARCHANDISE
BRICKS, TILES NES	U K	450			450	R U	BRICKES, TUILES NDA
	GREEK	1,174			1,174	GRECC	
	NORW	1,142			1,142	NORV	
COMMODITY TOTAL		2,766			2,766		TOTAL DE MARCHANDISE
GLASS BASIC PRODUCTS	U K	2	2,805		2,807	R U	OUVR.DE BASE EN VERRE
	GER	14			14	ALL	
	NORW	339	1,934		2,273	NORV	
	PANAM		294		294	PANAM	
	OTHER	989			989	AUTRE	
COMMODITY TOTAL		1,344	5,033		6,377		TOTAL DE MARCHANDISE
CEMENT	NORW	2	1		3	NORV	CIMENT
NON-MET.MIN.BASIC PROD	GREEK	8			8	GRECC	PROD.MIN.NON-MET.BASE
	LIBER	1			1	LIBER	
COMMODITY TOTAL		9	3		10		TOTAL DE MARCHANDISE
MISC.FABRICATED PRDD.	NORW	7			7	NORV	OUVRAGES DIVERS
TRACTORS	U K	407	111		518	R U	TRACTEURS
	GREEK	17			17	GRECC	
	NORW	3,107	1,207		4,314	NORV	
	U S A		42		42	E-U	
	OTHER	78			78	AUTRE	
COMMODITY TOTAL		3,609	1,360		4,969		TOTAL DE MARCHANDISE
MACHINERY NES	U K	353	653		1,006	R U	MACHINES NDA
	GER	21			21	ALL	
	GREEK	12	124		136	GRECC	
	NETH			3	3	P.BAS	
	NORW	1,865	1,589		3,454	NORV	
	LIBER	282			282	LIBER	
	PANAM	2	18		20	PANAM	
	OTHER	2	34		34	AUTRE	
COMMODITY TOTAL		2,535	2,418	3	4,956		TOTAL DE MARCHANDISE
RAILWAY ROLLING STOCK	NORW	2			2	NORV	MAT.ROULOE CH.DE FER
	LIBER	3			3	LIBER	
COMMODITY TOTAL		5	803		803		TOTAL DE MARCHANDISE
PASS.AUTOS AND CHASSIS	U K					R U	VOITURES PART.,CHASSIS
	GREEK	488			488	GRECC	
	NORW	220			220	NORV	
	LIBER	50			50	LIBER	
	U S A		259		259	E-U	
	OTHER	33			33	AUTRE	
COMMODITY TOTAL		791	1,062		1,853		TOTAL DE MARCHANDISE
TRUCKS AND CHASSIS	GREEK	38			38	GRECC	CAMIONS ET CHASSIS
	NETH			1	1	P.BAS	
	NORW	34	12		46	NORV	
	U S A		47		47	E-U	
COMMODITY TOTAL		72	59	1	132		TOTAL DE MARCHANDISE
MOTOR VEHICLE ENGINES	U K	77	978		1,055	R U	MOTEURS DE VEH.AUTOM.
	GER	36			36	ALL	
	GREEK		13		13	GRECC	
	NORW	1,671	3,281		4,952	NORV	
	PANAM		325		325	PANAM	
	U S A		2		2	E-U	
	OTHER		51		51	AUTRE	
COMMODITY TOTAL		1,784	4,650		6,434		TOTAL DE MARCHANDISE
SHIPS, AIRCRAFT, MIS.VEH	U K	6			6	R U	NAVIRES, AVIONS, VEH.DIV
	GER	1			1	ALL	
	GREEK		3		3	GRECC	
COMMODITY TOTAL		7	3		10		TOTAL DE MARCHANDISE
RUBBER TIRES AND TUBES	U K	2			2	R U	PNEUS, CHAMBRES A AIR
EQUIPMENT MISC.	U K	128	25		153	R U	MATERIEL DIVERS
	GER	9			9	ALL	
	GREEK	23			23	GRECC	
	NETH			10	10	P.BAS	
	NORW	533	68		601	NORV	
	LIBER	1			1	LIBER	
	PANAM	5			5	PANAM	
	U S A	119	4		123	E-U	
	OTHER	16			16	AUTRE	
COMMODITY TOTAL		834	97	10	941		TOTAL DE MARCHANDISE
PERSONAL, HOUSEHOLD GOODS	U K	9			9	R U	ART.PERS.ET MENAGERS
	GREEK	1	4		5	GRECC	

TABLE 1. CARGOES LOADED AT CANADIAN PORTS FOR FOREIGN COUNTRIES, IN 1976.

TABLEAU 1. MARCHANDISES CHARGÉES DANS LES PORTS CANADIENS A DESTINATION DE PAYS ÉTRANGERS, EN 1976.								
COUNTRY OF DESTINATION AND KIND OF CARGO	REGISTRY OF VESSEL	ATLANTIC ATLANTIQUE	GREAT LAKES GRANDS LACS	PACIFIC PACIFIQUE	TOTAL TOTAL	IMMATIC. DU NAVIRE	PAYS DE DESTINATION ET MARCHANDISE	
SOUTH AFRICA CONT.							AFRIQUE DU SUD SUITE	
	NETH			24	24	P.BAS		
	NORW	50	21		71	NORV		
	LIBEP	1			1	LIBER		
	U S A	2			2	E-U		
COMMODITY TOTAL		63	25	24	112		TOTAL DE MARCHANDISE	
FIREARMS, AMMUNITION	NORW	28			28	NORV	ARMES A FEU, MUNITIONS	
CONTAINERS, CLOSURES	U K	112	42		154	R U	CONTENEURS, FERMETURES	
	NORW	45	14		59	NORV		
COMMODITY TOTAL		157	56		213		TOTAL DE MARCHANDISE	
MISC. END PRODUCTS NES	U K	8	1,850		1,858	R U	PRODUITS FINIS DIV. NDA	
	GER	104			104	ALL		
	GREEK	102			102	GRECC		
	NETH			10	10	P.BAS		
	NORW	87	23		115	NORV		
	U S A	2			2	E-U		
COMMODITY TOTAL		303	1,878	10	2,191		TOTAL DE MARCHANDISE	
GENERAL CARGO	U K	7	266		273	R U	MARCHANDISES DIVERSES	
	GREEK	1			1	GRECC		
	NETH			7	7	P.BAS		
	NORW	144	299		443	NORV		
	LIBER	2			2	LIBER		
COMMODITY TOTAL		154	565	7	726		TOTAL DE MARCHANDISE	
CONTAINERIZED FREIGHT	U K		419		419	R U	FRET CONTENEURESE	
	GREEK	98			98	GRECC		
	NORW	989	1,622		2,611	NORV		
	LIBER	58			58	LIBER		
	PANAM		30		30	PANAM		
COMMODITY TOTAL		1,185	2,071		3,256		TOTAL DE MARCHANDISE	
COUNTRY/REGION TOTAL		80,055*	20,934*	146,273*	247,262*		TOTAL DE PAYS/REGION	
SIERRA LEONE							SIERRA LEONE	
DAIRY PROD., EGGS, HONEY	DENMK	4			4	DANMK	PROD. LAIT., OEUF, MIEL	
WHEAT FLOUR	U K	2			2	R U	FARINE DE BLE	
	DENMK	70			70	DANMK		
	U S A	3			3	E-U		
	OTHER	3			3	AUTRE		
COMMODITY TOTAL		78			78		TOTAL DE MARCHANDISE	
SPICES	U K	1			1	R U	ÉPICES	
MISC. FOOD PREP. NES	DENMK	8			8	DANMK	DIV. PRÉP. ALIM. NDA	
	GREEK	15			15	GRECC		
	OTHER	7			7	AUTRE		
COMMODITY TOTAL		30			30		TOTAL DE MARCHANDISE	
CONC., COMPLETE FEEDS	DENMK	5			5	DANMK	CONC., PROV. COMPLÉTES	
TBACCO NES	U K	1			1	R U	TABACS NDA	
COPPER AND ALLOYS	GREEK	1			1	GRECC	CUIVRE ET ALLIAGES	
TRACTORS	DENMK	11			11	DANMK	TRACTEURS	
MOTOR VEHICLE ENGINES	GREEK	1			1	GRECC	MOTEURS DE VEH. AUTOM.	
EQUIPMENT MISC.	DENMK	5			5	DANMK	MATÉRIEL DIVERS	
	GREEK	1			1	GRECC		
COMMODITY TOTAL		6			6		TOTAL DE MARCHANDISE	
PERSONAL, HOUSEHOLD GOODS	DENMK	2			2	DANMK	ART. PERS. ET MENAGERS	
CONTAINERS, CLOSURES	DENMK	63			63	DANMK	CONTENEURS, FERMETURES	
	GREEK	26			26	GRECC		
COMMODITY TOTAL		89			89		TOTAL DE MARCHANDISE	
MISC. END PRODUCTS NES	DENMK	1			1	DANMK	PRODUITS FINIS DIV. NDA	
	GREEK	1			1	GRECC		
COMMODITY TOTAL		2			2		TOTAL DE MARCHANDISE	
CONTAINERIZED FREIGHT	DENMK	65			65	DANMK	FRET CONTENEURESE	
	GREEK	26			26	GRECC		
COMMODITY TOTAL		91			91		TOTAL DE MARCHANDISE	
COUNTRY/REGION TOTAL		322*	*	*	322*		TOTAL DE PAYS/REGION	
TANZANIA							TANZANIE	
MILK POWDER	NORW	430			430	NORV	LAIT EN POUFRE	
DAIRY PROD., EGGS, HONEY	GREEK	7			7	GRECC	PROD. LAIT., OEUF, MIEL	
	NORW	5			5	NORV		
COMMODITY TOTAL		12			12		TOTAL DE MARCHANDISE	
WHEAT	U K	30,240			30,240	R U	BLE	
	LIBER	4,409			4,409	LIBER		
	OTHER	26,048			26,048	AUTRE		
COMMODITY TOTAL		60,697			60,697		TOTAL DE MARCHANDISE	
WHEAT FLOUR	GREEK	72			72	GRECC	FARINE DE BLE	
	NORW	533			533	NORV		
COMMODITY TOTAL		605			605		TOTAL DE MARCHANDISE	
MISC. FOOD PREP. NES	NORW	619			619	NORV	DIV. PRÉP. ALIM. NDA	
TEXTILE FIBRES NES	NORW	38			38	NORV	FIBRES TEXTILES NDA	
COTTON, TEXTILE WASTE	NORW	75			75	NORV	DÉCHETS DE COTON, TEXT.	
RUBBER FAB. MATERIALS	NORW	178			178	NORV	DEMI-PROD. CACUT. CHOUC	
	U S A	16			16	E-U		
COMMODITY TOTAL		194			194		TOTAL DE MARCHANDISE	
PAPER NES	NORW	37	37		74	NORV	PAPIER NDA	
TEXTILE FAB. MTL NES	NORW	239			239	NORV	OUVRES MAT. TEXT. NDA	

TABLE 1. CARGOES LOADED AT CANADIAN PORTS FOR FOREIGN COUNTRIES, IN 1976.

TABLEAU 1. MARCHANDISES CHARGÉES DANS LES PORTS CANADIENS À DESTINATION DE PAYS ÉTRANGERS, EN 1976.

COUNTRY OF DESTINATION AND KIND OF CARGO	REGISTRY OF VESSEL	ATLANTIC ATLANTIQUE	GREAT LAKES GRANDS LACS	PACIFIC PACIFIQUE	TOTAL TOTAL	IMMATIC. DU NAVIRE	PAYS DE DESTINATION ET MARCHANDISE
TANZANIA CONT.							TANZANIE SUITE
INORGANIC CHEMS. NES	NORW	2			2	NORV	PRD.CHIM.INDRG.NDA
PLASTIC MATERIALS	NORW	3			3	NORV	MATIERES PLASTIQUES
PIPES, TUBES: IRON, STEEL	NORW	1			1	NORV	TUYAUX, TUBES: FER, ACIER
METAL FAB. BASIC PRCD.	NORW	1	7		8	NORV	OUVR. DE BASE EN METAL
BRICKS, TILES NES	NORW	106			106	NORV	BRIQUEES, TUILES NCA
MISC. FABRICATED PRCD.	NORW		17		17	NORV	OUVRAGES DIVERS
TRACTORS	NORW	103	2		105	NORV	TRACTEURS
MACHINERY NES	NORW	747	286		1,033	NORV	MACHINES NDA
	LIBEP	149			149	LIBER	
	OTHER		293		293	AUTRE	
COMMODITY TOTAL		896	579		1,475		TOTAL DE MARCHANDISE
RAILWAY ROLLING STOCK	NORW	47			47	NORV	MAT. ROUL. DE CH. DE FER
	OTHER	5			5	AUTRE	
COMMODITY TOTAL		52			52		TOTAL DE MARCHANDISE
PASS. AUTOS AND CHASSIS	NORW	7			7	NORV	VOITURES PART., CHASSIS
	OTHER	3			3	AUTRE	
COMMODITY TOTAL		10			10		TOTAL DE MARCHANDISE
MOTOR VEHICLE ENGINES	NORW	453	1		454	NORV	MOTEURS DE VEH. AUTOM.
EQUIPMENT MISC.	GREEK	1			1	GRECC	MATERIEL DIVERS
	NORW	18			18	NORV	
COMMODITY TOTAL		19			19		TOTAL DE MARCHANDISE
PERSONAL, HOUSEHOLD GOODS	GREEK	3			3	GRECC	ART. PERS. ET MENAGERS
	NORW	38	4		42	NORV	
	OTHER	3			3	AUTRE	
COMMODITY TOTAL		44	4		48		TOTAL DE MARCHANDISE
CONTAINERS, CLOSURES	NORW	48			48	NORV	CONTENEURS, FERMETURES
MISC. END PRODUCTS NES	NETH			1	1	P.BAS	PRODUITS FINIS DIV. NDA
	NORW	48	1		49	NORV	
COMMODITY TOTAL		48	1	1	50		TOTAL DE MARCHANDISE
GENERAL CARGO	NORW	2	74		76	NORV	MARCHANDISES DIVERSES
COUNTRY/REGION TOTAL		64,734*	722*	1*	65,457*		TOTAL DE PAYS/REGION
ALGERIA							ALGERIE
MILK POWDER	OTHER	4,354			4,354	AUTRE	LAIT EN PCUDRE
DAIRY PROD. EGGS, HONEY	OTHER	358			358	AUTRE	PROD. LAIT., DEUFS, MIEL
BARLEY	GREEK	36,438			36,438	GRECC	ORGE
	ITALY	15,960			15,960	ITAL	
COMMODITY TOTAL		52,398			52,398		TOTAL DE MARCHANDISE
WHEAT	GREEK	33,467	16,309		49,776	GRECC	BLE
	ITALY	15,455	14,784		30,239	ITAL	
	NORW	16,069			16,069	NORV	
	SWEDN	18,264			18,264	SUEDE	
	OTHER	15,786	12,880		28,666	AUTRE	
COMMODITY TOTAL		99,041	43,973		143,014		TOTAL DE MARCHANDISE
BAKERY PROD. INC. FRDZEN	OTHER	1			1	AUTRE	PRD. BOUL., PRD. CONG.
POTATOES	U.K.	7,700			7,700	P.U.	POMMES DE TERRE
	GER	5,500			5,500	ALL	
	SWEDN	9,037			9,037	SUEDE	
COMMODITY TOTAL		22,237			22,237		TOTAL DE MARCHANDISE
VEGETABLES, DRIED	OTHER	475			475	AUTRE	LEGUMES, SECS
ASBESTOS	OTHER	3,579			3,579	AUTRE	AMIANTE
LUMBER AND TIMBER	GREEK			10,920	10,920	GRECC	BOIS D'OEUVRE ET CHARP.
	NORW			11,784	11,784	NORV	
	PANAM			8,116	8,116	PANAM	
	OTHER			10,121	10,121	AUTRE	
COMMODITY TOTAL				40,941	40,941		TOTAL DE MARCHANDISE
PULP	GREEK	1,851			1,851	GRECC	PATE
	ITALY			1,198	1,198	ITAL	
	OTHER	1,139			1,139	AUTRE	
COMMODITY TOTAL		2,990		1,198	4,188		TOTAL DE MARCHANDISE
PLASTIC MATERIALS	OTHER	54			54	AUTRE	MATIERES PLASTIQUES
COPPER AND ALLOYS	OTHER	2,057			2,057	AUTRE	CUIVRE ET ALLIAGES
ASBESTOS BASIC PRCD.	OTHER	450			450	AUTRE	OUVR. DE BASE AMIANTE
MACHINERY NES	OTHER	369			369	AUTRE	MACHINES NDA
RAILWAY ROLLING STOCK	OTHER		5,194		5,194	AUTRE	MAT. ROUL. DE CH. DE FER
PASS. AUTOS AND CHASSIS	OTHER	1			1	AUTRE	VOITURES PART., CHASSIS
ROAD MOTOR VEH. NES	GREEK	2,066			2,066	GRECC	VEH. AUTOM. ROUTIERS NDA
PERSONAL, HOUSEHOLD GOODS	OTHER	23			23	AUTRE	ART. PERS. ET MENAGERS
CONTAINERS, CLOSURES	GREEK	96			96	GRECC	CONTENEURS, FERMETURES
MISC. END PRODUCTS NES	GER	400			400	ALL	PRODUITS FINIS DIV. NDA
	NORW	13,420			13,420	NORV	
	LIBER	1,984			1,984	LIBER	
	OTHER	583			583	AUTRE	
COMMODITY TOTAL		16,387			16,387		TOTAL DE MARCHANDISE
COUNTRY/REGION TOTAL		206,936*	49,167*	42,139*	298,242*		TOTAL DE PAYS/REGION
ANGOLA							ANGOLA
MILK POWDER	OTHER	1,124			1,124	AUTRE	LAIT EN POUDRE
COUNTRY/REGION TOTAL		1,124*	*	*	1,124*		TOTAL DE PAYS/REGION

TABLE 1. CARGOES LOADED AT CANADIAN PORTS FOR FOREIGN COUNTRIES, IN 1976.

TABLEAU 1. MARCHANDISES CHARGÉES DANS LES PORTS CANADIENS A DESTINATION DE PAYS ÉTRANGERS, EN 1976.

COUNTRY OF DESTINATION AND KIND OF CARGO	REGISTRY OF VESSEL	ATLANTIC ATLANTIQUE	GREAT LAKES GRANDS LACS	PACIFIC PACIFIQUE	TOTAL TOTAL	INMATIC. DU NAVIRE	PAYS DE DESTINATION ET MARCHANDISE
CAMEROON							
MILK POWDER	GER	62			62	ALL	CAMEROON
COTTON, TEXTILE WASTE	DENMK	7			7	DANMK	LAIT EN POUORE
PAPER NES	CTHER	360			360	AUTRE	DECHETS DE COTON, TEXT.
TEXTILE FAB. MTL NES	U K	9			9	R U	PAPIER NDA
	GREEK	14			14	GRECC	OUVR. EN MAT. TEXT. NDA
	CTHER	8			8	AUTRE	
COMMODITY TOTAL		31			31		TOTAL DE MARCHANDISE
METAL FAB. BASIC PRCD.	U K	373			373	R U	OUVR. DE BASE EN METAL
	DENMK	39			39	DANMK	
	GER	97			97	ALL	
	CTHER	98			98	AUTRE	
COMMODITY TOTAL		607			607		TOTAL DE MARCHANDISE
TRACTORS	DENMK	26			26	DANMK	TRACTEURS
MACHINERY NES	U K	16			16	R U	MACHINES NDA
	DENMK	323			323	DANMK	
	LIBER	1,350			1,350	LIBER	
	CTHER	31			31	AUTRE	
COMMODITY TOTAL		1,720			1,720		TOTAL DE MARCHANDISE
EQUIPMENT MISC.	U K	2			2	R U	MATERIEL DIVERS
	GREEK	3			3	GRECC	
	LIBER	4			4	LIBER	
COMMODITY TOTAL		9			9		TOTAL DE MARCHANDISE
PERSONAL, HOUSEHOLD GOODS	U K	6			6	R U	ART. PERS. ET MENAGERS
	DENMK	20			20	DANMK	
	GER	4			4	ALL	
	GREEK	1			1	GRECC	
	LIBER	14			14	LIBER	
COMMODITY TOTAL		45			45		TOTAL DE MARCHANDISE
MISC. END PRODUCTS NES	U K	9			9	R U	PRODUITS FINIS DIV. NDA
	DENMK	14			14	DANMK	
	GER	2			2	ALL	
	GREEK	14			14	GRECC	
COMMODITY TOTAL		39			39		TOTAL DE MARCHANDISE
GENERAL CARGO	U K	45			45	R U	MARCHANDISES DIVERSES
	DENMK	1			1	DANMK	
	GREEK	1			1	GRECC	
COMMODITY TOTAL		47			47		TOTAL DE MARCHANDISE
COUNTRY/REGION TOTAL		2,953*	*	*	2,953*		TOTAL DE PAYS/REGION
ZAIRE							
MILK POWDER	U K	14			14	R U	ZAIRE
MISC. FOOD PREP. NES	NORW	13			13	NORV	LAIT EN POUORE
TOBACCO NES	OTHER	11			11	AUTRE	DIV. PREP. ALIM. NDA
ASBESTOS	NORW	101			101	NORV	TABACS NDA
TEXTILE FAB. MTL NES	DENMK	2			2	DANMK	AMIANTE
PLASTIC MATERIALS	DENMK	1			1	DANMK	OUVR. EN MAT. TEXT. NDA
COPPER AND ALLYS	DENMK	19			19	DANMK	MATIERES PLASTIQUES
METAL FAB. BASIC PRCD.	DENMK	23			23	DANMK	CUIVRE ET ALLIAGES
MACHINERY NES	DENMK	103			103	DANMK	OUVR. DE BASE EN METAL
PASS. AUTOS AND CHASSIS	U K	5			5	R U	MACHINES NDA
MOTOR VEHICLE ENGINES	U K	2			2	R U	VOITURES PART., CHASSIS
	DENMK	1			1	DANMK	MOTEURS DE VEH. AUTOM.
COMMODITY TOTAL		3			3		TOTAL DE MARCHANDISE
SHIPS, AIRCRAFT, MIS. VEH	DENMK	1			1	DANMK	NAVIRES, AVIONS, VEH. DIV
EQUIPMENT MISC.	U K	2			2	R U	MATERIEL DIVERS
	DENMK	3			3	DANMK	
COMMODITY TOTAL		5			5		TOTAL DE MARCHANDISE
PERSONAL, HOUSEHOLD GOODS	DENMK	6			6	DANMK	ART. PERS. ET MENAGERS
	GREEK	2			2	GRECC	
	NORW	25			25	NORV	
COMMODITY TOTAL		33			33		TOTAL DE MARCHANDISE
CONTAINERS, CLOSURES	NORW	75			75	NORV	CONTENEURS, FERMETURES
MISC. END PRODUCTS NES	U K	3			3	R U	PRODUITS FINIS DIV. NDA
	DENMK	4			4	DANMK	
	GREEK	1			1	GRECC	
COMMODITY TOTAL		8			8		TOTAL DE MARCHANDISE
GENERAL CARGO	GREEK	3			3	GRECC	MARCHANDISES DIVERSES
CONTAINERIZED FREIGHT	DENMK	2			2	DANMK	FRET CONTENEURESE
	GREEK	8			8	GRECC	
COMMODITY TOTAL		10			10		TOTAL DE MARCHANDISE
COUNTRY/REGION TOTAL		430*	*	*	430*		TOTAL DE PAYS/REGION
BENIN							
FISH, SALTED OR CURED	CTHER	7			7	AUTRE	BENIN
MILK POWDER	U K	57			57	R U	POISSON, SALE OU FUME
WHEAT FLOUR	U K	19			19	R U	LAIT EN POUORE
	DENMK	150			150	DANMK	FARINE DE BLE
	OTHER	22			22	AUTRE	
COMMODITY TOTAL		191			191		TOTAL DE MARCHANDISE
OIL SEED MEAL, CAKE NES	U K	126			126	R U	FAR. TOUT. BLE AG. NDA
TEXTILE FIBRES NES	OTHER	6			6	AUTRE	FIBRES TEXTILES NDA
ASBESTOS	DENMK	151			151	DANMK	AMIANTE

TABLE 1. CARGOES LOADED AT CANADIAN PORTS FOR FOREIGN COUNTRIES, IN 1976.

TABLEAU 1. MARCHANDISES CHARGÉES DANS LES PORTS CANADIENS A DESTINATION DE PAYS ÉTRANGERS, EN 1976.

COUNTRY OF DESTINATION AND KIND OF CARGO	REGISTRY OF VESSEL	ATLANTIC ATLANTIQUE	GREAT LAKES GRANDS LACS	PACIFIC PACIFIQUE	TOTAL TOTAL	IMMATIC. DU NAVIRE	PAYS DE DESTINATION ET MARCHANDISE
BENIN							BENIN
CONT.	OTHER	241			241	AUTRE	SUITE
COMMODITY TOTAL		392			392		TOTAL DE MARCHANDISE
COTTON, TEXTILE WASTE	U K	11			11	R U	DECHETS DE COTON, TEXT.
WOOD FAB. MATERIALS	U K	3			3	R U	DEMI-PRODUITS EN BOIS
BLDG. PAPER AND BOARD	OTHER	7			7	AUTRE	PLAQ. CONSTR., PAP/CART.
TEXTILE FAB. MTL NES	U K	150			150	R U	OUVR. EN MAT. TEXT. NDA
METAL FAB. BASIC PROD.	OTHER	16			16	AUTRE	OUVR. DE BASE EN METAL
GLASS BASIC PRODUCTS	OTHER	1			1	AUTRE	OUVR. DE BASE EN VERRE
MISC. FABRICATED PROD.	OTHER	32			32	AUTRE	OUVRAGES DIVERS
PASS. AUTOS AND CHASSIS	U K	2			2	R U	VOITURES PART., CHASSIS
	GER	2			2	ALL	
COMMODITY TOTAL		4			4		TOTAL DE MARCHANDISE
EQUIPMENT MISC.	DENMK	1			1	DANMK	MATERIEL DIVERS
	OTHER	89			89	AUTRE	
COMMODITY TOTAL		90			90		TOTAL DE MARCHANDISE
PERSONAL, HOUSEHOLD GOODS	U K	6			6	R U	ART. PERS. ET MENAGERS
	GER	3			3	ALL	
	OTHER	2			2	AUTRE	
COMMODITY TOTAL		11			11		TOTAL DE MARCHANDISE
MISC. END PRODUCTS NES	U K	20			20	R U	PRODUITS FINIS DIV. NDA
GENERAL CARGO	OTHER	12			12	AUTRE	MARCHANDISES DIVERSES
COUNTRY/REGION TOTAL		1,136*	*	*	1,136*		TOTAL DE PAYS/REGION
FR. AFRICA NES							AFRIQUE FR. NDA
MILK POWDER	U K	73			73	R U	LAIT EN POUORE
	DENMK	39			39	DANMK	
COMMODITY TOTAL		112			112		TOTAL DE MARCHANDISE
DAIRY PROD. EGGS, HONEY	U K	18			18	R U	PROD. LAIT., OEUFS, MIEL
	OTHER	3			3	AUTRE	
COMMODITY TOTAL		21			21		TOTAL DE MARCHANDISE
WHEAT FLOUR	U K	199			199	R U	FARINE DE BLE
	DENMK	138			138	DANMK	
	GREEK	11			11	GRECO	
	OTHER	67			67	AUTRE	
COMMODITY TOTAL		415			415		TOTAL DE MARCHANDISE
MISC. FOOD PREP. NES	GREEK	9			9	GRECO	DIV. PREP. ALIM. NDA
PIPES, TUBES: IRON, STEEL	U K	1			1	R U	TUYAUX, TUBES: FER, ACIER
MACHINERY NES	U K	1			1	R U	MACHINES NDA
	GREEK	125			125	GRECO	
COMMODITY TOTAL		126			126		TOTAL DE MARCHANDISE
SHIPS, AIRCRAFT, MIS. VEH	GREEK	1			1	GRECO	NAVIRES, AVIONS, VEH. DIV
EQUIPMENT MISC.	U K	4			4	R U	MATERIEL DIVERS
	GREEK	1			1	GRECO	
COMMODITY TOTAL		5			5		TOTAL DE MARCHANDISE
PERSONAL, HOUSEHOLD GOODS	U K	1			1	R U	ART. PERS. ET MENAGERS
CONTAINERS, CLOSURES	OTHER	1			1	AUTRE	CONTENEURS, FERMETURES
MISC. END PRODUCTS NES	U K	3			3	R U	PRODUITS FINIS DIV. NDA
COUNTRY/REGION TOTAL		695*	*	*	695*		TOTAL DE PAYS/REGION
GABON							GABON
BLDG. PAPER AND BOARD	OTHER	10			10	AUTRE	PLAQ. CONSTR., PAP/CART.
DYESTUFF, PIGMENT, PAINT	DENMK	2			2	DANMK	MAT. COLOR. PIG. PEINTURE
PIPES, TUBES: IRON, STEEL	U K	1			1	R U	TUYAUX, TUBES: FER, ACIER
TRACTORS	GER	14			14	ALL	TRACTEURS
	OTHER	1			1	AUTRE	
COMMODITY TOTAL		15			15		TOTAL DE MARCHANDISE
MACHINERY NES	U K	31			31	R U	MACHINES NDA
	DENMK	52			52	DANMK	
	GER	13			13	ALL	
	OTHER	93			93	AUTRE	
COMMODITY TOTAL		189			189		TOTAL DE MARCHANDISE
PASS. AUTOS AND CHASSIS	U K	1			1	R U	VOITURES PART., CHASSIS
EQUIPMENT MISC.	U K	6			6	R U	MATERIEL DIVERS
	DENMK	2			2	DANMK	
	GER	1			1	ALL	
COMMODITY TOTAL		9			9		TOTAL DE MARCHANDISE
PERSONAL, HOUSEHOLD GOODS	U K	2			2	R U	ART. PERS. ET MENAGERS
	DENMK	2			2	DANMK	
	GER	1			1	ALL	
COMMODITY TOTAL		5			5		TOTAL DE MARCHANDISE
CONTAINERIZED FREIGHT	GER	46			46	ALL	FRET CONTENEURESE
	GREEK	5			5	GRECO	
COMMODITY TOTAL		51			51		TOTAL DE MARCHANDISE
COUNTRY/REGION TOTAL		283*	*	*	283*		TOTAL DE PAYS/REGION
GUINEA							GUINEE
WHEAT FLOUR	DENMK	111			111	DANMK	FARINE DE BLE
	GER	111			111	ALL	
COMMODITY TOTAL		222			222		TOTAL DE MARCHANDISE
VEGETABLES, DRIED	GER	37			37	ALL	LEGUMES, SECS

TABLE 1. CARGOES LOADED AT CANADIAN PORTS FOR FOREIGN COUNTRIES, IN 1976.

TABLEAU 1. MARCHANDISES CHARGÉES DANS LES PORTS CANADIENS A DESTINATION DE PAYS ÉTRANGERS, EN 1976.								
COUNTRY OF DESTINATION AND KIND OF CARGO	REGISTRY OF VESSEL	ATLANTIC	GREAT LAKES	PACIFIC	TOTAL	IMMATIC. OU NAVIRE	PAYS DE DESTINATION ET MARCHANDISE	
		ATLANTIQUE	GRANDS LACS	PACIFIQUE	TOTAL			
GUINEA CCNT.							GUINEE SUITE	
MISC. FOOD PREP. NES	GREEK	14			14	GRECO	DIV. PREP. ALIM. NDA	
PULP	SWEDN			2,309	2,309	SUEDE	PATE	
MOTOR VEHICLE ENGINES	GREEK	1			1	GRECO	MOTEURS DE VEH. AUTOM.	
SHIPS, AIRCRAFT, MIS. VEH.	GER	18			18	ALL	NAVIRES, AVIONS, VEH. DIV.	
PERSONAL, HOUSEHOLD GOODS	GREEK	1			1	GRECO	ART. PERS. ET MENAGERS	
COUNTRY/REGION TOTAL		283*	*	2,309*	2,592*		TOTAL DE PAYS/REGION	
IVORY COAST							COTE-D'IVOIRE	
MILK POWDER	DENMK	115			115	DANMK	LAIT EN POUDRE	
WHEAT	DENMK	2,819			2,819	DANMK	BLE	
	OTHER	2,774			2,774	AUTRE		
COMMODITY TOTAL		5,593			5,593		TOTAL DE MARCHANDISE	
WHEAT FLOUR	DENMK	378			378	DANMK	FARINE DE BLE	
	GFR	50			50	ALL		
	GREEK	25			25	GRECO		
COMMODITY TOTAL		453			453		TOTAL DE MARCHANDISE	
VEGETABLES, DRIED	GER	34			34	ALL	LEGUMES, SECS	
MISC. FOOD PREP. NES	U K	1			1	R U	DIV. PREP. ALIM. NDA	
	DENMK	75			75	DANMK		
COMMODITY TOTAL		76			76		TOTAL DE MARCHANDISE	
DIST. ALCOHOLIC BEV.	OTHER	2			2	AUTRE	BOISS. ALCOOL. DIST.	
BELTS, BOUND TIMBER	GREEK	139			139	GRECO	BILLOTS, BCIS ROUNDS	
TEXTILE FIBRES NES	OTHER	12			12	AUTRE	FIBRES TEXTILES NDA	
COTTON, TEXTILE WASTE	U K	31			31	R U	DECHETS DE COTON, TEXT.	
	DENMK	31			31	DANMK		
	OTHER		75		75	AUTRE		
COMMODITY TOTAL		62	75		137		TOTAL DE MARCHANDISE	
WASTE AND SCRAP NES	U K	3			3	R U	DECHETS ET REBUTS NDA	
	U S A		3		3	E-U		
	OTHER	9			9	AUTRE		
COMMODITY TOTAL		12	3		15		TOTAL DE MARCHANDISE	
PAPEP NES	U S A		400		400	E-U	PAPIER NDA	
	OTHER	45			45	AUTRE		
COMMODITY TOTAL		45	400		445		TOTAL DE MARCHANDISE	
PAPEHBOARD	U S A		480		480	E-U	CARTON	
TEXTILE FAB. MFL NES	GREEK	2			2	GRECO	OUVR. EN MAT. TEXT. NON	
LUBRICATING OIL, GREASE	GREEK	1			1	GRECO	HUILE, GRAISSE LUBRIF.	
BARNS AND RODS, STEEL	LIBER	150			150	LIBER	BAPRES ET TIGES ACIER	
PLATE & SHEET, STEEL	LIBER	159			159	LIBER	TOLES, FEUILLES D'ACIER	
STRUCTURAL SHAPES	GREEK	608			608	GRECO	PROFILES DE CONSTRUCT.	
PIPES, TUBES: IRON, STEEL	GREEK	3,479			3,479	GRECO	TUYAUX, TUBES: FER, ACIER	
	U S A	250			250	E-U		
COMMODITY TOTAL		3,729			3,729		TOTAL DE MARCHANDISE	
METAL FAB. BASIC PRD.	GREEK	126			126	GRECO	OUVR. DE BASE EN METAL	
	U S A	45			45	E-U		
COMMODITY TOTAL		171			171		TOTAL DE MARCHANDISE	
CEMENT BASIC PRD.	GREEK	1,477			1,477	GRECO	OUVR. DE BASE CIMENT	
TRACTORS	OTHER	60			60	AUTRE	TRACTEURS	
MACHINERY NES	DENMK	28			28	DANMK	MACHINES NDA	
	GREEK	18			18	GRECO		
	OTHER	32			32	AUTRE		
COMMODITY TOTAL		78			78		TOTAL DE MARCHANDISE	
PASS. AUTOS AND CHASSIS	U K	2			2	R U	VOITURES PART., CHASSIS	
	GREEK	2			2	GRECO		
	LIBER	10			10	LIBER		
COMMODITY TOTAL		14			14		TOTAL DE MARCHANDISE	
TRUCKS AND CHASSIS	OTHER	45			45	AUTRE	CAMIONS ET CHASSIS	
RUBBER TIRES AND TUBES	OTHER		2		2	AUTRE	PNEUS, CHAMBRES A AIR	
EQUIPMENT MISC.	U K	20			20	R U	MATERIEL DIVERS	
	DENMK	8			8	DANMK		
	GREEK	1			1	GRECO		
	LIBER	3,733			3,733	LIBER		
	U S A	1			1	E-U		
	OTHER		2		2	AUTRE		
COMMODITY TOTAL		3,763	2		3,765		TOTAL DE MARCHANDISE	
PERSONAL, HOUSEHOLD GOODS	U K	7			7	R U	ART. PERS. ET MENAGERS	
	DENMK	10			10	DANMK		
	GER	5			5	ALL		
	GREEK	7			7	GRECO		
	U S A		2		2	E-U		
	OTHER	3			3	AUTRE		
COMMODITY TOTAL		32	2		34		TOTAL DE MARCHANDISE	
CONTAINERS, CLOSURES	GREEK	3			3	GRECO	CONTENEURS, FERMETURES	
MISC. END PRODUCTS NES	U K	8			8	R U	PRODUITS FINIS DIV. NDA	
	DENMK	4			4	DANMK		
	GREEK	4			4	GRECO		
	U S A		1		1	E-U		
	OTHER	12			12	AUTRE		
COMMODITY TOTAL		28	1		29		TOTAL DE MARCHANDISE	
GENERAL CARGO	GREEK	2			2	GRECO	MARCHANDISES DIVERSES	
	OTHER	10			10	AUTRE		
COMMODITY TOTAL		12			12		TOTAL DE MARCHANDISE	
CONTAINERIZED FREIGHT	GREEK	8			8	GRECO	FRET CONTENEURESE	
COUNTRY/REGION TOTAL		16,583*	92*	*	17,496*		TOTAL DE PAYS/REGION	

TABLE 1. CARGOES LOADED AT CANADIAN PORTS FOR FOREIGN COUNTRIES, IN 1976.

TABLEAU 1. MARCHANDISES CHARGÉES DANS LES PORTS CANADIENS A DESTINATION DE PAYS ÉTRANGERS, EN 1976.

COUNTRY OF DESTINATION AND KIND OF CARGO	REGISTRY OF VESSEL	ATLANTIC ATLANTIQUE	GREAT LAKES GRANDS LACS	PACIFIC PACIFIQUE	TOTAL TOTAL	IMMATIC. DU NAVIRE	PAYS DE DESTINATION ET MARCHANDISE
LIBERIA							
MILK POWDER	DENMK	134			134	DANMK	LIBERIA LAIT EN POUORE
	GREEK	79			79	GRECC	
COMMODITY TOTAL		213			213		TOTAL DE MARCHANDISE
DAIRY PROD. EGGS, HONEY	DEANMK	5			5	DANMK	PROD. LAIT., OEUF., MIEL
WHEAT FLOUR	DENMK	168			168	DANMK	FARINE DE BLE
NUTS, EXC. OIL NUTS NES	U K	2			2	R U	NOIX, SAUF CLEAG. NDA
	DENMK	2			2	DANMK	
COMMODITY TOTAL		4			4		TOTAL DE MARCHANDISE
VEGETABLE PREP. NES	U K	1			1	R U	PREP. DE LEGUMES NDA
SPICES	DENMK	1			1	DANMK	ÉPICES
MISC. FOOD PREP. NES	DENMK	194			194	DANMK	DIV. PREP. ALIM. NDA
	GREEK	98			98	GRECC	
COMMODITY TOTAL		292			292		TOTAL DE MARCHANDISE
FEEDS OF ANIMAL ORIGIN	GER	11			11	ALL	PROV. D'ORIGINE ANIMALE
PAPER NES	DENMK	7			7	DANMK	PAPIER NCA
BLDG. PAPER AND BOARD	GER	4			4	ALL	PLAC. CONSTR., PAP/CART.
INORGANIC CHEMS. NES	DENMK	12			12	DANMK	PROD. CHIM. INORG. NDA
EXPLOS., FUSES, CAPS	OTHER	1,217			1,217	AUTRE	EXPLOS., AMORCES, DET.
PLASTIC MATERIALS	DENMK	5			5	DANMK	MATIÈRES PLASTIQUES
MACHINERY NES	DENMK	4			4	DANMK	MACHINES NDA
BUSES AND CHASSIS	GREEK	15			15	GRECC	AUTOBUS ET CHASSIS
TRUCKS AND CHASSIS	DENMK	6			6	DANMK	CAMIONS ET CHASSIS
	GER	15			15	ALL	
COMMODITY TOTAL		21			21		TOTAL DE MARCHANDISE
ROAD MOTOR VEH. NES	DENMK	4			4	DANMK	VEH. AUTOM. ROUTIERS NDA
RUEBER TIRES AND TUBES	GREEK	8			8	GRECC	PNEUS, CHAMBRÉS À AIR
	OTHER	1	1		1	AUTRE	
COMMODITY TOTAL		8	1		9		TOTAL DE MARCHANDISE
EQUIPMENT MISC.	DENMK	6			6	DANMK	MATÉRIEL DIVERS
	GREEK	10			10	GRECC	
COMMODITY TOTAL		16			16		TOTAL DE MARCHANDISE
PERSONAL, HSEHOLD GOODS	DENMK	2			2	DANMK	ART. PERS. ET MENAGERS
	GREEK	3			3	GRECC	
COMMODITY TOTAL		5			5		TOTAL DE MARCHANDISE
FIREARMS, AMMUNITION	DENMK	8			8	DANMK	ARMES À FEU, MUNITIONS
	GER	9			9	ALL	
COMMODITY TOTAL		17			17		TOTAL DE MARCHANDISE
CONTAINERS, CLOSURES	U S A	19			19	E-U	CONTENEURS, FERMETURES
MISC. END PRODUCTS NES	GREEK	2			2	GRECC	PRODUITS FINIS DIV. NDA
	OTHER	1	1		1	AUTRE	
COMMODITY TOTAL		2	1		3		TOTAL DE MARCHANDISE
GENERAL CARGO	DENMK	7			7	DANMK	MARCHANDISES DIVERSES
	GER	16			16	ALL	
	GREEK	2			2	GRECC	
COMMODITY TOTAL		25			25		TOTAL DE MARCHANDISE
COUNTRY/REGION TOTAL		2,076*	2*	*	2,078*		TOTAL DE PAYS/REGION
MADAGASCAR							
LUMBER AND TIMBER	NORW	4			4	NORV	MADAGASCAR BOIS D'OEUVRE ET CHARP.
WOOD FAB. MATERIALS	NORW	2			2	NORV	DEMI-PRODUITS EN BOIS
NEWSPRINT PAPER	PANAM	40			40	PANAM	PAPIER JOURNAL
PAPER NES	NORW	34			34	NORV	PAPIER NDA
EQUIPMENT MISC.	NORW	2			2	NORV	MATÉRIEL DIVERS
COUNTRY/REGION TOTAL		82*	*	*	82*		TOTAL DE PAYS/REGION
MOROCCO							
WHEAT	LIBER	23,149			23,149	LIBER	MOROCCO BLE
PCTATDES	U K	4,500			4,500	R U	POMMES DE TERRE
ASBESTOS	U S A	412			412	E-U	AMIANTE
LUMBER AND TIMBER	LIBER			820	820	LIBER	BOIS D'OEUVRE ET CHARP.
	PANAM			3,184	3,184	PANAM	
COMMODITY TOTAL				4,004	4,004		TOTAL DE MARCHANDISE
PULP	OTHER	1,654			1,654	AUTRE	PÂTE
INORGANIC CHEMS. NES	U S A	15			15	E-U	PROD. CHIM. INORG. NDA
MACHINERY NES	GER		1		1	ALL	MACHINES NDA
	U S A	3			3	E-U	
	OTHER		1		1	AUTRE	
COMMODITY TOTAL		3	2		5		TOTAL DE MARCHANDISE
TRUCKS AND CHASSIS	OTHER		62		62	AUTRE	CAMIONS ET CHASSIS
MOTOR VEHICLE ENGINES	OTHER		20		20	AUTRE	MOTEURS DE VEH. AUTOM.
ROAD MOTOR VEH. NES	OTHER		27		27	AUTRE	VEH. AUTOM. ROUTIERS NDA
PERSONAL, HSEHOLD GOODS	U S A	3			3	E-U	ART. PERS. ET MENAGERS
GENERAL CARGO	U S A	1			1	E-U	MARCHANDISES DIVERSES
COUNTRY/REGION TOTAL		29,737*	111*	4,004*	33,852*		TOTAL DE PAYS/REGION
MOZAMBIQUE							
FISH, CANNED	OTHER	27			27	AUTRE	MOZAMBIQUE POISSON EN BOITES
MILK POWDER	NORW	231			231	NORV	LAIT EN POUORE
	OTHER	78			78	AUTRE	
COMMODITY TOTAL		309			309		TOTAL DE MARCHANDISE

TABLE 1. CARGOES LOADED AT CANADIAN PORTS FOR FOREIGN COUNTRIES, IN 1976.

TABLEAU 1. MARCHANDISES CHARGÉES DANS LES PORTS CANADIENS A DESTINATION DE PAYS ÉTRANGERS, EN 1976.

COUNTRY OF DESTINATION AND KIND OF CARGO	REGISTRY OF VESSEL	ATLANTIC ATLANTIQUE	GREAT LAKES GRANDS LACS	PACIFIC PACIFIQUE	TOTAL TOTAL	IMMATIC. DU NAVIRE	PAYS DE DESTINATION ET MARCHANDISE
MOZAMBIQUE CONT.							MOZAMBIQUE SUITE
WHEAT	GREEK	34,998			34,998	GRECC	BLE
WHEAT FLOUR	NORW	55			55	NORV	FARINE DE BLE
VEGETABLES, DRIED	NORW	283			283	NORV	LEGUMES, SECS
SPICES	NORW	7			7	NORV	ÉPICES
MISC.FOOD PREP.NES	NORW	85			85	NORV	DIV.PREP.ALIM.NDA
ASBESTOS	NORW	604			604	NORV	AMIANTE
SULPHUR IN ORES	GREEK			12,275	12,275	GRECC	SOUFFRE EN MINÉRAI
	LIBER			13,808	13,808	LIBER	
COMMODITY TOTAL				26,083	26,083		TOTAL DE MARCHANDISE
LUMBER AND TIMBER	NETH			934	934	P.BAS	BOIS D'OEUVRE ET CHARP.
	LIBER			1,505	1,505	LIBER	
COMMODITY TOTAL				2,439	2,439		TOTAL DE MARCHANDISE
PAPER NES	GREEK	3			3	GRECC	PAPIER NDA
	PANAM	5			5	PANAM	
COMMODITY TOTAL				8	8		TOTAL DE MARCHANDISE
BLDG.PAPER AND BOARD	NORW	82			82	NORV	PLAQ.CCNSTR.,PAP/CART.
TEXTILE FAB.MTL NES	NORW	3			3	NORV	OVR. EN MAT.TEXT.NDA
INORGANIC CHEMS. NES	NORW	40			40	NORV	PROD.CHEM.INCRG.NDA
CHEM.SPECIALTIES NES	U S A	9			9	E-U	PROD.CHEM.SPECIALTIES NDA
PLATE & SHEET STEEL	NORW	122			122	NORV	TILES,FEUILLES D'ACIER
STRUCTURAL SHAPES	NORW	32			32	NORV	PROFILES DE CONSTRUCT.
RAILS & TRACK MATERIAL	NORW	1,405			1,405	NORV	RAILS,MAT.VOIE FERREE
NICKEL AND ALLOYS	NORW		20		20	NORV	NICKEL ET ALLIAGES
METAL FAB.BASIC PROD.	GREEK	9			9	GRECC	DUVR.OE BASE EN METAL
	NETH			19	19	P.BAS	
	NORW	62			62	NORV	
COMMODITY TOTAL				19	90		TOTAL DE MARCHANDISE
BRICKS,TILES NES	NORW	165			165	NORV	BRQUES,TUILES NDA
MISC.FABRICATED PROD.	NORW	564			564	NORV	OUVRAGES DIVERS
MACHINERY NES	NORW	23			23	NORV	MACHINES NDA
RAILWAY ROLLING STOCK	NORW	14			14	NORV	MAT.POUL.OE CH.DE FER
TRUCKS AND CHASSIS	NORW	336			336	NORV	CAMIONS ET CHASSIS
EQUIPMENT MISC.	NORW		9		9	NORV	MATERIEL DIVERS
PERSONAL,HOUSEHOLD GOODS	NETH			1	1	P.BAS	ART.PERS.ET MENAGERS
	NORW	54	1		55	NORV	
	PANAM	2	2		2	PANAM	
COMMODITY TOTAL		54	3	1	58		TOTAL DE MARCHANDISE
MISC. END PRODUCTS NES	GREEK	4	2		6	GRECC	PRODUITS FINIS DIV.NDA
	NORW	5			5	NORV	
	LIBER	2			2	LIBER	
COMMODITY TOTAL		11	2		13		TOTAL DE MARCHANDISE
COUNTRY/REGION TOTAL		39,307*	34*	28,542*	67,883*		TOTAL DE PAYS/REGION
PCRT. AF. NES							AF. PCRT. NDA
VEGETABLES, DRIED	U K		517		517	S U	LEGUMES, SECS
COUNTRY/REGION TOTAL		*	517*	*	517*		TOTAL DE PAYS/REGION
SENEGAL							SENEGAL
MEAT AND MEAT PREP.NES	DENMK	38			38	DANMK	VIANDES ET PREP.NCA
DAIRY PROD.EGGS,HONEY	U K	1			1	R U	PROD.LAIT.,OEUF,MIEL
	DENMK	5			5	DANMK	
COMMODITY TOTAL		6			6		TOTAL DE MARCHANDISE
WHEAT	GREEK	2,774			2,774	GRECC	BLE
MISC.FOOD PREP.NES	DENMK	14			14	DANMK	DIV.PREP.ALIM.NCA
	GREEK	2			2	GRECC	
COMMODITY TOTAL		16			16		TOTAL DE MARCHANDISE
COTTON,TEXTILE WASTE	U K	2			2	R U	DECHETS DE COTON,TEXT.
LUMBER AND TIMBER	OTHER	383			383	AUTRE	BOIS D'OEUVRE ET CHARP.
WOOD FAB.MATERIALS	U K	24			24	R U	DEMI-PRODUITS EN BOIS
PAPER NES	GREEK	1			1	GRECC	PAPIER NDA
PAPERBOARD	NORW	541			541	NORV	CARTON
BLDG.PAPER AND BOARD	GREEK	175			175	GRECC	PLAQ.CCNSTR.,PAP/CART.
BARNS AND RODS,STEEL	U K	1			1	R U	BARRES ET TIGES ACIER
	DENMK	44			44	DANMK	
COMMODITY TOTAL		45			45		TOTAL DE MARCHANDISE
STRUCTURAL SHAPES	OTHER	15			15	AUTRE	PROFILES DE CONSTRUCT.
PIPES,TUBES:IRON,STEEL	U K	3			3	R U	TUYAUX,TUBES:FER,ACIER
WIRE	OTHER	16			16	AUTRE	FIL METALLIQUE
ALUMINUM	U K	1			1	R U	ALUMINIUM
	OTHER	18			18	AUTRE	
COMMODITY TOTAL		19			19		TOTAL DE MARCHANDISE
ZINC AND ALLOYS	CTHER	54			54	AUTRE	ZINC ET ALLIAGES
METAL FAB.BASIC PROD.	DENMK	20			20	DANMK	OVR.DE BASE EN METAL
NON-MET.MIN.BASIC PROD	OTHER	1			1	AUTRE	PROD.MIN.NON-MET.BASE
MISC.FABRICATED PROD.	CTHER	28			28	AUTRE	OUVRAGES DIVERS
MACHINERY NES	U K	30			30	R U	MACHINES NDA
	DENMK	8			8	DANMK	
	OTHER	56			56	AUTRE	
COMMODITY TOTAL		94			94		TOTAL DE MARCHANDISE
PASS.AUTOS AND CHASSIS	DENMK	4			4	DANMK	VOITURES PART.,CHASSIS
EQUIPMENT MISC.	U K	33			33	R U	MATERIEL DIVERS
	DENMK	6			6	DANMK	

TABLE 1. CARGOES LOADED AT CANADIAN PORTS FOR FOREIGN COUNTRIES, IN 1976.

TABLEAU 1. MARCHANDISES CHARGÉES DANS LES PORTS CANADIENS A DESTINATION DE PAYS ÉTRANGERS, EN 1976.

COUNTRY OF DESTINATION AND KIND OF CARGO	REGISTRY OF VESSEL	ATLANTIC ATLANTIQUE	GREAT LAKES GRANDS LACS	PACIFIC PACIFIQUE	TOTAL TOTAL	IMMATIC. DU NAVIRE	PAYS DE DESTINATION ET MARCHANDISE
SENEGAL CONT.							
	GREEK	17			17	GRECC	SENEGAL SUITE
	OTHER	17			17	AUTRE	
COMMODITY TOTAL		75			75		TOTAL DE MARCHANDISE
PERSONAL, HOUSEHOLD GOODS	U K	13			13	R U	ART. PERS. ET MENAGERS
	DENMK	16			16	DANMK	
	GREEK	1			1	GRECC	
	OTHER	39			39	AUTRE	
COMMODITY TOTAL		69			69		TOTAL DE MARCHANDISE
MISC. END PRODUCTS NES	U K	2			2	R U	PRODUITS FINIS DIV. NDA
	DENMK	2			2	DANMK	
	GREEK	1			1	GRECC	
	OTHER	9			9	AUTRE	
COMMODITY TOTAL		14			14		TOTAL DE MARCHANDISE
GENERAL CARGO	GREEK	2			2	GRECC	MARCHANDISES DIVERSES
CONTAINERIZED FREIGHT	GREEK	26			26	GRECC	FRET CONTENEURESE
COUNTRY/REGION TOTAL		4,445*	*	*	4,445*		TOTAL DE PAYS/REGION
SPANISH AFRICA							
MISC. FOOD PREP. NES	DENMK	1			1	DANMK	AFRIQUE ESPAG.
DIST. ALCOHOLIC BEV.	DENMK	3			3	DANMK	DIV. PREP. ALIM. NDA
ASBESTOS	GREEK	40			40	GRECC	BOISS. ALCOOL. DIST.
PAPER NES	DENMK	1			1	DANMK	AMIANTE
WET MACHINE BOARD	GREEK	1			1	GRECC	PAPIER NDA
GENERAL CARGO	DENMK	2			2	DANMK	CARTON EN PATE PRESSE
CONTAINERIZED FREIGHT	DENMK	8			8	DANMK	MARCHANDISES DIVERSES
							FRET CONTENEURESE
COUNTRY/REGION TOTAL		56*	*	*	56*		TOTAL DE PAYS/REGION
TOGO							
WHEAT	DENMK	2,910			2,910	DANMK	TOGO
	GREEK	8,869			8,869	GRECC	BLE
COMMODITY TOTAL		11,779			11,779		TOTAL DE MARCHANDISE
SPICES	U K	1			1	R U	EPICES
COTTON, TEXTILE WASTE	U K	9			9	R U	DECHETS DE COTON, TEXT.
PIPES, TUBES, IRON, STEEL	U S A		47		47	E-U	TUYAUX, TUBES: FER, ACIER
TRACTORS	U K	2			2	R U	TRACTEURS
MACHINERY NES	U S A		1		1	E-U	MACHINES NDA
SHIPS, AIRCRAFT, MIS. VEH	U K	1			1	R U	NAVIRES, AVIONS, VEH. DIV
EQUIPMENT MISC.	GER	2			2	ALL	MATERIEL DIVERS
MISC. END PRODUCTS NES	U K	6			6	R U	PRODUITS FINIS DIV. NDA
GENERAL CARGO	U K	1			1	R U	MARCHANDISES DIVERSES
COUNTRY/REGION TOTAL		11,801*	48*	*	11,849*		TOTAL DE PAYS/REGION
TUNISIA							
BUTTER	OTHER	1,400			1,400	AUTRE	TUNISIE
WHEAT	U K	22,046			22,046	R U	BEURRE
	OTHER	4,311			4,311	AUTRE	BLE
COMMODITY TOTAL		26,357			26,357		TOTAL DE MARCHANDISE
MISC. FOOD PREP. NES	U S A	91			91	E-U	DIV. PREP. ALIM. NDA
BOLTS, ROUND TIMBER	GREEK	3,838			3,838	GRECC	BILLOTS, BOIS ROND
	NORV	2			2	NORV	
COMMODITY TOTAL		3,840			3,840		TOTAL DE MARCHANDISE
PULPWOOD	OTHER	3,612			3,612	AUTRE	BOIS A PATE
SULPHUR IN DRES	GREEK			50,246	50,246	GRECC	SOUFRE EN MINERAL
	OTHER	14,265	18,362		32,627	AUTRE	
COMMODITY TOTAL		14,265	18,362	50,246	82,873		TOTAL DE MARCHANDISE
LUMBER AND TIMBER	PANAM			5,865	5,865	PANAM	BOIS D'OEUVRE ET CHARP.
PULP	U K	3,610			3,610	R U	PATE
	OTHER	1,635			1,635	AUTRE	
COMMODITY TOTAL		5,245			5,245		TOTAL DE MARCHANDISE
PAPERBOARD	OTHER	496			496	AUTRE	CARTON
LUBRICATING OIL, GREASE	NORV	437			437	NORV	HUILE, GRAISSE LUBRIF.
BARNS AND RODS, STEEL	NORV	63			63	NORV	BARRES ET TIGES ACIER
STRUCTURAL SHAPES	NORV	17			17	NORV	PROFILES DE CONSTRUCT.
	OTHER	1,444			1,444	AUTRE	
COMMODITY TOTAL		1,461			1,461		TOTAL DE MARCHANDISE
WIRE	NORV	39			39	NORV	FIL METALLIQUE
ALUMINUM	OTHER	55			55	AUTRE	ALUMINIUM
METAL FAB. BASIC PRD.	NORV	3			3	NORV	DUVR. DE BASE EN METAL
MACHINERY NES	U S A	4			4	E-U	MACHINES NDA
	OTHER	231			231	AUTRE	
COMMODITY TOTAL		235			235		TOTAL DE MARCHANDISE
PASS. AUTOS AND CHASSIS	NORV	2			2	NORV	VOITURES PART., CHASSIS
EQUIPMENT MISC.	GREEK	119			119	GRECC	MATERIEL DIVERS
	NORV	493			493	NORV	
COMMODITY TOTAL		612			612		TOTAL DE MARCHANDISE
PERSONAL, HOUSEHOLD GOODS	U S A	2			2	E-U	ART. PERS. ET MENAGERS
	OTHER	5			5	AUTRE	
COMMODITY TOTAL		7			7		TOTAL DE MARCHANDISE
MISC. END PRODUCTS NES	NORV	12			12	NORV	PRODUITS FINIS DIV. NDA
GENERAL CARGO	U S A	1			1	E-U	MARCHANDISES DIVERSES

TABLE 1. CARGOES LOADED AT CANADIAN PORTS FOR FOREIGN COUNTRIES, IN 1976.

TABLEAU 1. MARCHANDISES CHARGÉES DANS LES PORTS CANADIENS A DESTINATION DE PAYS ÉTRANGERS, EN 1976.

COUNTRY OF DESTINATION AND KIND OF CARGO	REGISTRY OF VESSEL	ATLANTIC ATLANTIQUE	GREAT LAKES GRANDS LACS	PACIFIC PACIFIQUE	TOTAL TOTAL	IMMATIC. DU NAVIRE	PAYS DE DESTINATION ET MARCHANDISE
TUNISIA	CONT.						TUNISIE
COUNTRY/REGION TOTAL		58,233*	18,362*	56,111*	132,706*		TOTAL DE PAYS/REGION
SRI LANKA							SRI LANKA
FISH, SALTED OR CURED	U S A			304	304	E-U	POISSON, SALE OU FUME
FISH, CANNED	U K	500			500	R U	POISSON EN BOITES
DAIRY PROD., EGGS, HONEY	U K	135			135	R U	PROD. LAIT., OEUFS, MIEL
WHEAT FLOUR	GREEK			28,483	28,483	GRECC	FARINE DE BLE
	NORW			12,000	12,000	NORV	
	SWEEN	9,832			9,832	SUEDE	
	LIBEP	6,372		12,000	18,372	LIBER	
COMMODITY TOTAL		16,204		52,483	68,687		TOTAL DE MARCHANDISE
VEGETABLES, DRIED	LIBEP	497			497	LIBER	LEGUMES, SECS
ASBESTOS	U K	1,302			1,302	R U	AMIANTE
	OTHER	1,356			1,356	AUTRE	
COMMODITY TOTAL		2,658			2,658		TOTAL DE MARCHANDISE
NEWSPRINT PAPER	U K	3,273			3,273	R U	PAPIER JOURNAL
	NORW			1,100	1,100	NORV	
COMMODITY TOTAL		3,273		1,100	4,373		TOTAL DE MARCHANDISE
TEXTILE FAB., MTL NES	U K	56			56	R U	OUVR. EN MAT. TEXT. NDA
	OTHER	174			174	AUTRE	
COMMODITY TOTAL		230			230		TOTAL DE MARCHANDISE
POTASH	GREEK			22,597	22,597	GRECC	POTASSE
	NORW			11,020	11,020	NORV	
COMMODITY TOTAL				33,617	33,617		TOTAL DE MARCHANDISE
PLASTIC MATERIALS	GREEK			101	101	GRECC	MATIERES PLASTIQUES
ALUMINUM	U K	331			331	R U	ALUMINIUM
MACHINERY NES	OTHER	3			3	AUTRE	MACHINES NDA
RAILWAY ROLLING STOCK	U K	10			10	R U	MAT. ROUL. DE CH. DE FER
	OTHER	8			8	AUTRE	
COMMODITY TOTAL		18			18		TOTAL DE MARCHANDISE
TRUCKS AND CHASSIS	U K	5			5	R U	CAMIONS ET CHASSIS
EQUIPMENT MISC.	U K	1	1		2	R U	MATERIEL DIVERS
	OTHER	5			5	AUTRE	
COMMODITY TOTAL		6	1		7		TOTAL DE MARCHANDISE
PERSONAL, HOUSEHOLD GOODS	U K	5			5	R U	ART. PERS. ET MENAGERS
	OTHER	1			1	AUTRE	
COMMODITY TOTAL		6			6		TOTAL DE MARCHANDISE
CONTAINERS, CLOSURES	NORW			55	55	NORV	CONTENEURS, FERMETURES
MISC. END PRODUCTS NES	U K	9			9	R U	PRODUITS FINIS DIV. NDA
GENERAL CARGO	U K		18		18	R U	MARCHANDISES DIVERSES
COUNTRY/REGION TOTAL		23,875*	21*	87,660*	111,556*		TOTAL DE PAYS/REGION
HONG KONG							HONG-KONG
MEAT, FRESH OR FROZEN	NORW			85	85	NORV	VIANDE, FRAICHE / CONG.
FISH, FRESH OR FROZEN	NORW			38	38	NORV	POISSON, FRAIS OU CONG.
	U S A			6	6	E-U	
COMMODITY TOTAL				44	44		TOTAL DE MARCHANDISE
FISH, SALTED OR CURED	U S A			24	24	E-U	POISSON, SALE OU FUME
SHELL FISH, NES	NORW			8	8	NORV	MOLLUSQUES CRUST., NDA
DAIRY PROD., EGGS, HONEY	OTHER			6	6	AUTRE	PROD. LAIT., OEUFS, MIEL
WHEAT	NORW			13,656	13,656	NORV	BLE
	LIBER			13,871	13,871	LIBER	
	OTHER			6,748	6,748	AUTRE	
COMMODITY TOTAL				34,275	34,275		TOTAL DE MARCHANDISE
WHEAT FLOUR	NORW			504	504	NORV	FARINE DE BLE
	LIBEP			42	42	LIBER	
	U S A			200	200	E-U	
	OTHER			80	80	AUTRE	
COMMODITY TOTAL				826	826		TOTAL DE MARCHANDISE
APPLES	U S A			400	400	E-U	POMMES
FROZEN FRUITS, BERRIES	NORW			3	3	NORV	FRUITS, BAIES CONGELES
DRIED FRUITS	U S A			5	5	E-U	FRUITS SECS
MISC. FOOD PREP. NES	NORW	2			2	NORV	DIV. PREP. ALIM. NDA
	U S A			11	11	E-U	
	OTHER	1			1	AUTRE	
COMMODITY TOTAL		3		11	14		TOTAL DE MARCHANDISE
WINES	U S A			2	2	E-U	VINS
DIST. ALCOHOLIC BEV.	NORW	22			22	NORV	BOISS. ALCOOL. DIST.
RAW HIDES AND SKINS	OTHER			19	19	AUTRE	PEAUX ET CUIRS BRUT
RAPESEED	LIBER			15,428	15,428	LIBER	GRAINE DE COLZA
IRON AND STEEL SCRAP	NORW	534			534	NORV	DECHETS DE FER, CACIER
ASBESTOS	NORW	54			54	NORV	AMIANTE
FURS, DRESSED	U S A			1	1	E-U	FOURRURES APPRETEES
LUMBER AND TIMBER	NORW			43	43	NORV	BOIS OEUVRE ET CHARP.
PULP	LIBER			5,660	5,660	LIBER	PATE
	OTHER			117	117	AUTRE	
COMMODITY TOTAL				5,777	5,777		TOTAL DE MARCHANDISE
NEWSPRINT PAPER	NORW	33			33	NORV	PAPIER JOURNAL
PAPER NES	U K			118	118	R U	PAPIER NDA
	NORW	10			10	NORV	
	OTHER			110	110	AUTRE	
COMMODITY TOTAL		10		376	380		TOTAL DE MARCHANDISE

TABLE 1. CARGOES LOADED AT CANADIAN PORTS FOR FOREIGN COUNTRIES, IN 1976.

TABLEAU 1. MARCHANDISES CHARGÉES DANS LES PORTS CANADIENS A DESTINATION DE PAYS ÉTRANGERS, EN 1976.

COUNTRY OF DESTINATION AND KIND OF CARGO	REGISTRY OF VESSEL	ATLANTIC ATLANTIQUE	GREAT LAKES GRANDS LACS	PACIFIC PACIFIQUE	TOTAL TOTAL	IMMATIC. DU NAVIRE	PAYS DE DESTINATION ET MARCHANDISE
HONG KONG							HONG-KONG
PAFERBOARD	NORW			459	459	NORV	CARTON
	OTHER			462	462	AUTRE	
COMMODITY TOTAL				921	921		TOTAL DE MARCHANDISE
TEXTILE FAB.MTL NES	NORW	1		1	1	NORV	OUVR. EN MAT. TEXT. NDA
ANIMAL OILS, EXC. MARINE	NORW			5	5	NORV	HUIL. ANIM. SAUF AN. MAR.
VEG. OILS, FATS NES	NORW			492	492	NORV	HUIL. MAT. GRAS. VEG. NDA
	OTHER			510	510	AUTRE	
COMMODITY TOTAL				1,002	1,002		TOTAL DE MARCHANDISE
INORGANIC CHEMS. NES	NORW	13		13	13	NORV	PROD. CHIM. INORG. NDA
AGRICULTURAL CHEMICALS	U S A			17	17	E-U	PROD. CHIM. AGRICOLES
PLASTIC MATERIALS	NORW	3		3	3	NORV	MATIERES PLASTIQUES
	U S A			908	908	E-U	
COMMODITY TOTAL		3		908	911		TOTAL DE MARCHANDISE
DYESTUFF, PIGMENT, PAINT	NORW	1		1	1	NORV	MAT. COLOR. PIC. PEINTURE
CHEM. SPECIALTIES NES	U S A			15	15	E-U	PROD. CHIM. SPECIAUX NDA
ALLUMINUM	U K			399	399	R U	ALUMINIUM
	NORW			1,601	1,601	NORV	
	OTHER			1,198	1,198	AUTRE	
COMMODITY TOTAL				3,198	3,198		TOTAL DE MARCHANDISE
LEAD AND ALLOYS	NORW			295	295	NORV	PLOMB ET ALLIAGES
ZINC AND ALLOYS	NORW			197	197	NORV	ZINC ET ALLIAGES
	U S A			331	331	E-U	
COMMODITY TOTAL				528	528		TOTAL DE MARCHANDISE
METAL FAB. BASIC PROD.	NORW	10		10	10	NORV	OUVR. DE BASE EN METAL
MACHINERY NES	U S A			3	3	E-U	MACHINES NDA
TRUCKS AND CHASSIS	NORW	50		50	50	NORV	CAMIONS ET CHASSIS
MOTOR VEHICLE ENGINES	NORW	2		2	2	NORV	MOTEURS DE VEH. AUTOM.
ROAD MOTOR VEH. NES	NORW	538		538	538	NORV	VEH. AUTOM. ROUTIERS NDA
EQUIPMENT MISC.	NORW	116		116	116	NORV	MATERIEL DIVERS
PERSONAL, HOUSEHOLD GOODS	NORW	26		75	101	NORV	ART. PERS. ET MENAGERS
	LIBER			3	3	LIBER	
	U S A			6	6	E-U	
	OTHER			2	2	AUTRE	
COMMODITY TOTAL		26		86	112		TOTAL DE MARCHANDISE
FIREARMS, AMMUNITION	NORW	18		18	18	NORV	ARMES A FEU, MUNITIONS
CONTAINERS, CLOSURES	NORW	11		11	11	NORV	CONTENEURS, FERMETURES
MISC. END PRODUCTS NES	NORW	19		19	19	NORV	PRODUITS FINIS DIV. NDA
	OTHER			1	1	AUTRE	
COMMODITY TOTAL		19		1	20		TOTAL DE MARCHANDISE
GENERAL CARGO	NORW			2	2	NORV	MARCHANDISES DIVERSES
CONTAINERIZED FREIGHT	U K	566		405	971	R U	FRET CONTENEURESE
	GER	5,918			5,918	ALL	
	NORW			328	328	NORV	
	LIBER	13,959		309	14,268	LIBER	
	OTHER	9,760		3,393	13,153	AUTRE	
COMMODITY TOTAL		30,203		4,435	34,638		TOTAL DE MARCHANDISE
COUNTRY/REGION TOTAL		31,667*	*	68,743*	100,410*		TOTAL DE PAYS/REGION
INDIA							INDE
MILK POWDER	OTHER	1,124		3	1,127	AUTRE	LAIT EN POUDDRE
DAIRY PROD. EGGS, HONEY	U K	1,178			1,178	R U	PROD. LAIT., OEUFS, MIEL
	OTHER	337			337	AUTRE	
COMMODITY TOTAL		1,515			1,515		TOTAL DE MARCHANDISE
WHEAT	LIBER			15,322	15,322	LIBER	BLE
	OTHER	28,260		275,179	307,439	AUTRE	
COMMODITY TOTAL		28,260		294,501	322,761		TOTAL DE MARCHANDISE
WHEAT FLOUR	OTHER	6			6	AUTRE	FARINE DE BLE
MISC. FOOD PREP. NES	OTHER		1		1	AUTRE	DIV. PREP. ALIM. NDA
OIL SEED MEAL, CAKE NES	OTHER			2	2	AUTRE	FAR. TOURT. OLEAG. NDA
DIST. ALCOHOLIC BEV.	OTHER		1		1	AUTRE	BOISS. ALCOOL. DIST.
TEXTILE FIBRES NES	U K		587		587	R U	FIBRES TEXTILES NDA
	OTHER			132	132	AUTRE	
COMMODITY TOTAL			587		719		TOTAL DE MARCHANDISE
ZINC ORE AND CONC.	GREEK			27,842	27,842	GRECQ	MINERAI, CONC. DE ZINC
	LIBER	10,304			10,304	LIBER	
	PANAM			12,425	12,425	PANAM	
COMMODITY TOTAL		10,304		40,267	50,571		TOTAL DE MARCHANDISE
ORES AND CONC. NES	OTHER	30			30	AUTRE	MINERAIS ET CONC. NDA
IRON AND STEEL SCRAP	OTHER	71		3	74	AUTRE	DECHETS DE FER, CACIER
NON-FERROUS MET. SCRAP	OTHER	239	2	375	616	AUTRE	DECHETS METAL. NON FER.
ASBESTOS	U K	1,984			1,984	R U	AMIANTE
	OTHER	21,198		7,600	28,798	AUTRE	
COMMODITY TOTAL		23,182		7,600	30,782		TOTAL DE MARCHANDISE
SULPHUR IN ORES	GREEK			123,279	123,279	GRECQ	SOUFRE EN MINERAI
	LIBER			17,081	17,081	LIBER	
	OTHER			57,671	57,671	AUTRE	
COMMODITY TOTAL				198,031	198,031		TOTAL DE MARCHANDISE
COTTON, TEXTILE WASTE	OTHER	829	61	179	1,069	AUTRE	DECHETS DE COTON, TEXT.
RUBBER FAB. MATERIALS	OTHER	136			136	AUTRE	DEMI-PROD. CAOUTCHOUC
LUMBER AND TIMBER	OTHER			333	333	AUTRE	BOIS D'OEUVRE ET CHARP.
SHINGLES AND SHAKES	OTHER			1	1	AUTRE	BARDEAUX, BARD. FACADE
PULP	NORW			3,100	3,100	NORV	PATE
	OTHER	1,008		871	1,879	AUTRE	
COMMODITY TOTAL		1,008		3,971	4,979		TOTAL DE MARCHANDISE

TABLE 1. CARGOES LOADED AT CANADIAN PORTS FOR FOREIGN COUNTRIES, IN 1976.

TABLEAU 1. MARCHANDISES CHARGÉES DANS LES PORTS CANADIENS A DESTINATION DE PAYS ÉTRANGERS, EN 1976.

COUNTRY OF DESTINATION AND KIND OF CARGO	REGISTRY OF VESSEL	ATLANTIC ATLANTIQUE	GREAT LAKES GRANDS LACS	PACIFIC PACIFIQUE	TOTAL TOTAL	IMMATIC. DU NAVIRE	PAYS DE DESTINATION ET MARCHANDISE
INDIA							INDE
NEWSPRINT PAPER	CTHER	50,178		30,446	80,624	AUTRE	SUITE
PAPER NES	U K	2			2	R U	PAPIER JOURNAL
	CTHER	21		555	576	AUTRE	PAPIER NDA
COMMODITY TOTAL		23		555	578		TOTAL DE MARCHANDISE
BLDG.PAPER AND BOARD	CTHER	1,411			1,411	AUTRE	PLAQ.CONSTR.,PAP/CAFT.
TEXTILE FAB.MTL NES	U K	103			103	R U	OUVR.EN MAT.TEXT.NDA
	OTHER	2		41	43	AUTRE	
COMMODITY TOTAL		105		41	146		TOTAL DE MARCHANDISE
VEG.OILS,FATS NES	GREEK			11,561	11,561	GRECQ	HUIL.MAT.GRAS.VEG.NDA
	CTHER	29			29	AUTRE	
COMMODITY TOTAL		29		11,561	11,590		TOTAL DE MARCHANDISE
OILS,FATS,WAXES NES	CTHER	269			269	AUTRE	HUIL.MAT.GRAS.CIRE NDA
INORGANIC CHEMS. NES	OTHER	76		6	82	AUTRE	PROD.CHEM.INCRG.NDA
ORGANIC CHEMICALS NES	OTHER	4	1	1	6	AUTRE	PROD.CHEM.ORGAN.NDA
PCTASH	GREEK			24,503	24,503	GRECQ	POTASSE
	OTHER			125,141	125,141	AUTRE	
COMMODITY TOTAL				149,644	149,644		TOTAL DE MARCHANDISE
AGRICULTURAL CHEMICALS	CTHER	5			5	AUTRE	PROD.CHEM.AGRICOL
SYNTHETIC RUBBER	CTHER	483			483	AUTRE	CAOUTCHUC SYNTHETIQUE
PLASTIC MATERIALS	CTHER	18			18	AUTRE	MATIERES PLASTIQUES
DYESTUFF,PIGMENT,PAINT	CTHER	10			10	AUTRE	MAT.COLOR,PIG,PEINTURE
CHEM.SPECIALTIES NES	CTHER	1			1	AUTRE	PROD.CHEM.SPECIALS NDA
PETROL.COAL PROD.NES	OTHER	4			4	AUTRE	DERIVE PETR.CHARR.NDA
FERRC-ALLOYS	OTHER	21			21	AUTRE	FERRC-ALLIAGES
CASTINGS,FORGINGS	CTHER		2		2	AUTRE	MOUL.PIECES FORGEES
BAR AND RODS,STEEL	OTHER	35			35	AUTRE	BARRES ET TIGES ACIER
PLATE & SHEET STEEL	OTHER	633			633	AUTRE	TOLES,FEUILLES D'ACIER
STRUCTURAL SHAPES	CTHER	1			1	AUTRE	PROFILES DE CONSTRUCT.
PIPES,TUBES:IRON,STEEL	CTHER	7		1,521	1,528	AUTRE	TUYAUX,TUBES:FER,ACIER
WIRE	OTHER	8			8	AUTRE	FIL METALLIQUE
ALUMINUM	U K	275			275	R U	ALUMINIUM
COPPER AND ALLOYS	OTHER	1,767	16		1,783	AUTRE	CUIVRE ET ALLIAGES
LEAD AND ALLOYS	CTHER	4,469			4,469	AUTRE	PLOMB ET ALLIAGES
NICKEL AND ALLOYS	U K		227		227	R U	NICKEL ET ALLIAGES
	OTHER	864	1,515	670	3,049	AUTRE	
COMMODITY TOTAL		864	1,742	670	3,276		TOTAL DE MARCHANDISE
ZINC AND ALLOYS	OTHER			4,747	4,747	AUTRE	ZINC ET ALLIAGES
NON-FERROUS METALS NES	CTHER	57			57	AUTRE	METALX NON-FERRUCX NES
METAL FAB.BASIC PROD.	OTHER	3			3	AUTRE	OUVR.OO BASE EN METAL
GLASS BASIC PRODUCTS	CTHER	3			3	AUTRE	OUVR.OO BASE EN VERRE
CEMENT	CTHER	2			2	AUTRE	CEMENT
TRACTORS	OTHER	1		9	10	AUTRE	TRACTEURS
MACHINERY NES	U K	3	75		78	R U	MACHINES NDA
	OTHER	530	43	32	605	AUTRE	
COMMODITY TOTAL		533	118	32	683		TOTAL DE MARCHANDISE
RAILWAY ROLLING STOCK	CTHER	63			63	AUTRE	MAT.ROUL.DE CH.DE FER
PASS.AUTOS AND CHASSIS	OTHER	9			9	AUTRE	VOITURES PART.,CHASSIS
BUSES AND CHASSIS	OTHER			2	2	AUTRE	AUTOBUS ET CHASSIS
TRUCKS AND CHASSIS	OTHER	4			4	AUTRE	CAMIONS ET CHASSIS
MOTOR VEHICLE ENGINES	OTHER	2		3	5	AUTRE	MOTEURS DE VEH.AUTOM.
SHIPS,AIRCRAFT,MIS.VEH	CTHER	4			4	AUTRE	NAVIRES,AVIONS,VEH.DIV
EQUIPMENT MISC.	U K	34			34	R U	MATERIEL DIVERS
	OTHER	171	1	306	478	AUTRE	
COMMODITY TOTAL		205	1	306	512		TOTAL DE MARCHANDISE
PERSONAL,HOUSEHOLD GOODS	U K	7	17		24	R U	ART.PERS.ET MENAGERS
	CTHER	159	10	27	176	AUTRE	
COMMODITY TOTAL		146	27	27	200		TOTAL DE MARCHANDISE
MISC. END PRODUCTS NES	OTHER	23	12	4	39	AUTRE	PRODUITS FINIS DIV.NDA
GENERAL CARGO	U K	1	5		6	R U	MARCHANDISES DIVERSES
	OTHER	4	1		5	AUTRE	
COMMODITY TOTAL		5	6		11		TOTAL DE MARCHANDISE
COUNTRY/REGION TOTAL		128,460*	2,577*	745,015*	876,052*		TOTAL DE PAYS/REGION
MALAYSIA							MALAISIE
MEAT,FRESH OR FROZEN	NORW			10	10	NORV	VIANDE,FRAICHE / CONG.
FISH,FRESH OR FROZEN	NORW			2	2	NORV	POISSON,FRAIS OU CONG.
DAIRY PROD.EGGS,HONEY	NORW	16			18	NORV	PROD.LAIT.,OEUF,MIEL
APPLES	U S A			126	126	E-U	POMMES
FRUIT JUICES	U S A			11	11	E-U	JUS DE FRUIT
VEGETABLES, DRIED	U K	264			264	R U	LEGUMES, SECS
	NORW	343			343	NORV	
COMMODITY TOTAL		607			607		TOTAL DE MARCHANDISE
SYRUP	NORW	3			3	NORV	SIROP
MISC.FOOD PREP.NES	NORW			2	2	NORV	DIV.PREP.ALIM.NDA
DIST.ALCOHOLIC BEV.	NORW	1			1	NORV	BOISS.ALCOOL.DIST.
ASBESTOS	U K	221			221	R U	AMIANTE
	GREEK	200			200	GRECQ	
	NORW	8,083			8,083	NORV	
	OTHER	718		3,993	4,711	AUTRE	
COMMODITY TOTAL		9,222		3,993	13,215		TOTAL DE MARCHANDISE
WASTE AND SCRAP NES	NORW	30			30	NORV	DECHETS ET REBUTS NDA
PULP	NORW			205	205	NORV	PATE
	U S A			283	283	E-U	
COMMODITY TOTAL				488	488		TOTAL DE MARCHANDISE

TABLE 1. CARGOES LOADED AT CANADIAN PORTS FOR FOREIGN COUNTRIES, IN 1976.

TABLEAU 1. MARCHANDISES CHARGÉES DANS LES PORTS CANADIENS A DESTINATION DE PAYS ÉTRANGERS, EN 1976.

COUNTRY OF DESTINATION AND KIND OF CARGO	REGISTRY OF VESSEL	ATLANTIC	GREAT LAKES	PACIFIC	TOTAL	IMMATIC. DU	PAYS DE DESTINATION ET
		ATLANTIQUE	GRANDS LACS	PACIFIQUE	TOTAL	NAVIRE	MARCHANDISE
MALAYSIA							MALAISIE
CONT.							SUITE
NEWSPRINT PAPER	GREEK	3,925			3,925	GREGQ	PAPIER JOURNAL
	NORW	101			101	NORV	
	OTHER	3,596		13,180	16,776	AUTRE	
COMMODITY TOTAL		7,622		13,180	20,802		TOTAL DE MARCHANDISE
PAPER NES	NORW	52			52	NORV	PAPIER NCA
	OTHER			1,500	1,500	AUTRE	
COMMODITY TOTAL		52		1,500	1,552		TOTAL DE MARCHANDISE
PAPERBOARD	NORW			114	114	NORV	CARTON
	OTHER			897	897	AUTRE	
COMMODITY TOTAL				1,011	1,011		TOTAL DE MARCHANDISE
TEXTILE FAB.MTL NES	NORW	3			3	NORV	OUVR. EN MAT. TEXT. NDA
METALLIC SALTS	U K	4			4	R U	SELS METALLIQUES
	U S A			18	18	E-U	
COMMODITY TOTAL		4		18	22		TOTAL DE MARCHANDISE
INORGANIC CHEMS. NES	NORW	10			10	NORV	PROD. CHIM. INCRG. NDA
ORGANIC CHEMICALS NES	U S A			106	106	E-U	PROD. CHIM. ORGAN. NDA
POTASH	LIBER			5,376	5,376	LIBER	POTASSE
AGRICULTURAL CHEMICALS	U S A			55	55	E-U	PROD. CHIM. AGRICOLLES
PLASTIC MATERIALS	NORW	2			2	NORV	MATIERES PLASTIQUES
	U S A			151	151	E-U	
COMMODITY TOTAL		2		151	153		TOTAL DE MARCHANDISE
CHEM. SPECIALTIES NES	NORW	10			10	NORV	PROD. CHIM. SPECIAUX NDA
	U S A			110	110	E-U	
COMMODITY TOTAL		10		110	120		TOTAL DE MARCHANDISE
PIPES, TUBES: IRON, STEEL	NORW	1			1	NORV	TUYAUX, TUBES: FER, ACIER
ALUMINUM	NORW			998	998	NORV	ALUMINIUM
	OTHER			1,631	1,631	AUTRE	
COMMODITY TOTAL				2,629	2,629		TOTAL DE MARCHANDISE
ZINC AND ALLOYS	NORW			213	213	NORV	ZINC ET ALLIAGES
	U S A			55	55	E-U	
COMMODITY TOTAL				268	268		TOTAL DE MARCHANDISE
METAL FAB. BASIC PROD.	U K	30			30	R U	DUVR. DE BASE EN METAL
	NORW	13			13	NORV	
COMMODITY TOTAL		43			43		TOTAL DE MARCHANDISE
GLASS BASIC PRODUCTS	NORW	22			22	NORV	OUVR. DE BASE EN VERRE
NON-MET. MIN. BASIC PROD	NORW	1			1	NORV	PROD. MIN. NON-MET. BASE
	OTHER	34			34	AUTRE	
COMMODITY TOTAL		35			35		TOTAL DE MARCHANDISE
MISC. FABRICATED PROD.	NORW	4			4	NORV	OUVRAGES DIVERS
MACHINERY NES	NORW	147			147	NORV	MACHINES NDA
	U S A			10	10	E-U	
COMMODITY TOTAL		147		10	157		TOTAL DE MARCHANDISE
PASS. AUTOS AND CHASSIS	NORW	1			1	NORV	VOITURES PART., CHASSIS
MOTOR VEHICLE ENGINES	NORW	2			2	NORV	MOTEURS DE VEH. AUTOM.
SHIPS, AIRCRAFT, MIS. VEH	U K	1			1	R U	NAVIRES, AVIONS, VEH. DIV
	NORW	14			14	NORV	
COMMODITY TOTAL		15			15		TOTAL DE MARCHANDISE
EQUIPMENT MISC.	U K	1			1	R U	MATERIEL DIVERS
	NORW	30		2	32	NORV	
	OTHER	37			37	AUTRE	
COMMODITY TOTAL		68		2	70		TOTAL DE MARCHANDISE
PERSONAL, HOUSEHOLD GOODS	NORW	6			6	NORV	ART. PERS. ET MENAGERS
	U S A			1	1	E-U	
COMMODITY TOTAL		6		1	7		TOTAL DE MARCHANDISE
MISC. END PRODUCTS NES	U S A			1	1	E-U	PRODUITS FINIS DIV. NDA
CONTAINERIZED FREIGHT	U K			2	2	R U	FRET CONTENEURESE
	GER	25			25	ALL	
	NORW			17	17	NORV	
	LIBER	30			30	LIBER	
	OTHER	36		350	386	AUTRE	
COMMODITY TOTAL		91		369	460		TOTAL DE MARCHANDISE
COUNTRY/REGION TOTAL		18,019*	*	29,419*	47,438*		TOTAL DE PAYS/REGION
PAKISTAN							PAKISTAN
WHEAT	NORW	18,587			18,587	NORV	BLE
	SWEDN	8,046			8,046	SUEOE	
	LIBER	16,535			16,535	LIBER	
	OTHER	900			900	AUTRE	
COMMODITY TOTAL		44,068			44,068		TOTAL DE MARCHANDISE
RAW HIDES AND SKINS	U S A			3	3	E-U	PEAUX ET CUIRS BRUT
IRON AND STEEL SCRAP	OTHER		676		676	AUTRE	DECHETS DE FER, ACIER
NON-FERROUS MET. SCRAP	U S A			69	69	E-U	DECHETS METAL. NON FER.
ASBESTOS	OTHER	4,138			4,138	AUTRE	AMIANTE
COTTON, TEXTILE WASTE	OTHER	168	29		197	AUTRE	DECHETS DE COTON, TEXT.
PULP	NORW			926	926	NORV	PATE
NEWSPRINT PAPER	OTHER	500			500	AUTRE	PAPIER JOURNAL
PAPER NES	LIBER			2,755	2,755	LIBER	PAPIER NDA
	OTHER	31			31	AUTRE	
COMMODITY TOTAL		31		2,755	2,786		TOTAL DE MARCHANDISE
ORGANIC CHEMICALS NES	OTHER	60			60	AUTRE	PROD. CHIM. ORGAN. NDA
SYNTHETIC RUBBER	OTHER	407	237		644	AUTRE	CAOUTCHOUC SYNTHETIQUE
PLASTIC MATERIALS	SWEDN	18			18	SUEDE	MATIERES PLASTIQUES
DYESTUFF, PIGMENT, PAINT	OTHER	1			1	AUTRE	MAT. COLOR. PIG. PEINTURE
PRIMARY IRON, STEEL NES	OTHER	593			593	AUTRE	FER, ACIER PRIMAIR. NDA

TABLE 1. CARGOES LOADED AT CANADIAN PORTS FOR FOREIGN COUNTRIES, IN 1970.

TABLEAU 1. MARCHANDISES CHARGÉES DANS LES PORTS CANADIENS A DESTINATION DE PAYS ÉTRANGERS, EN 1970.

COUNTRY OF DESTINATION AND KIND OF CARGO	REGISTRY OF VESSEL	ATLANTIC ATLANTIQUE	GREAT LAKES GRANDS LACS	PACIFIC PACIFIQUE	TOTAL TOTAL	IMMATIC. DU NAVIRE	PAYS DE DESTINATION ET MARCHANDISE
PAKISTAN CONT.							PAKISTAN SUITE
BAR AND RODS, STEEL	OTHER	100			100	AUTRE	BARRES ET TIGES ACIER
PLATE & SHEET STEEL	OTHER	904	2,034		2,938	AUTRE	TOLES, FEUILLES D'ACIER
STRUCTURAL SHAPES	OTHER	697			697	AUTRE	PROFILES DE CONSTRUCT.
PIPS, TUBES: IRON, STEEL	OTHER	34			34	AUTRE	TUYAUX, TUBES: FER, ACIER
ALLUMINUM	OTHER	3,509			3,509	AUTRE	ALUMINIUM
COPPER AND ALLOYS	OTHER	1,178			1,178	AUTRE	CUIVRE ET ALLIAGES
LEAD AND ALLOYS	OTHER	1,048			1,048	AUTRE	PLOMB ET ALLIAGES
NICKEL AND ALLOYS	OTHER	17			17	AUTRE	NICKEL ET ALLIAGES
ZINC AND ALLOYS	NORW			1,399	1,399	NORV	ZINC ET ALLIAGES
	OTHER	860			860	AUTRE	
COMMODITY TOTAL		860		1,399	2,259		TOTAL DE MARCHANDISE
METAL FAB. BASIC PROD.	GREEK	8			8	GREQ	OUVR. DE BASE EN METAL
	NORW			1	1	NORV	
	UTHER	430			430	AUTRE	
COMMODITY TOTAL		438		1	439		TOTAL DE MARCHANDISE
MACHINERY NES	OTHER	4,334			4,334	AUTRE	MACHINES NDA
RAILWAY ROLLING STOCK	OTHER	28			28	AUTRE	MAT. ROL. DE CH. DE FER
PASS. AUTOS AND CHASSIS	GREEK	9			9	GREQ	VOITURES PART., CHASSIS
TRUCKS AND CHASSIS	OTHER	14			14	AUTRE	CAMIONS ET CHASSIS
MOTOR VEHICLE ENGINES	OTHER	11			11	AUTRE	MOTEURS DE VEH. AUTOM.
EQUIPMENT MISC.	GREEK	16			16	GREQ	MATERIEL DIVERS
	OTHER	1,429			1,429	AUTRE	
COMMODITY TOTAL		1,445			1,445		TOTAL DE MARCHANDISE
PERSONAL, HOUSEHOLD GOODS	GREEK	1			1	GREQ	ART. PERS. ET MENAGERS
	NORW			3	3	NORV	
	U S A			6	6	E-U	
	OTHER	365			365	AUTRE	
COMMODITY TOTAL		366		9	375		TOTAL DE MARCHANDISE
MISC. END PRODUCTS NES	OTHER	5			5	AUTRE	PRODUITS FINIS DIV. NDA
GENERAL CARGO	OTHER	7,487			7,487	AUTRE	MARCHANDISES DIVERSES
COUNTRY/REGION TOTAL		72,468*	2,976*	5,162*	80,606*		TOTAL DE PAYS/REGION
SINGAPORE							SINGAPOUR
MEAT, FRESH OR FROZEN	NORW			49	49	NORV	VIANDE, FRAICHE / CONCL.
MEAT AND MEAT PREP. NES	NORW			4	4	NORV	VIANDES ET PREP. NDA
FISH, FRESH OR FROZEN	NORW			31	31	NORV	POISSON, FRAIS OU CONCL.
	U S A			2	2	E-U	
COMMODITY TOTAL				33	33		TOTAL DE MARCHANDISE
FISH, CANNED	NORW	126		8	134	NORV	POISSON EN BOITES
MILK POWDER	U S A			2	2	NORV	LAIT EN POUDRE
APPLES	U S A			142	142	E-U	POMMES
FRUIT JUICES	NORW			15	15	NORV	JUS DE FRUIT
VEGETABLES, DRIED	NORW	100		1	101	NORV	LEGUMES, SECS
	LIBER			60	60	LIBER	
COMMODITY TOTAL		100		61	161		TOTAL DE MARCHANDISE
VEGETABLE PREP. NES	NORW			3	3	NORV	PREP. DE LEGUMES NDA
SYRUP	NORW	3			3	NORV	SJRPC
MISC. FOOD PREP. NES	NORW	1		10	11	NORV	DIV. PREP. ALIM. NDA
FEEDS, VEGETABLE ORIGIN	OTHER			1,108	1,108	AUTRE	PROV. D'ORIGINE VEGETALE
CONC., COMPLETE FEEDS	NORW			13	13	NORV	CONC., PREV. COMPLETES
	OTHER			2,311	2,311	AUTRE	
COMMODITY TOTAL		13		2,311	2,324		TOTAL DE MARCHANDISE
ASBESTOS	U K	401			401	R U	AMIANTE
	NORW	76			76	NORV	
COMMODITY TOTAL		477			477		TOTAL DE MARCHANDISE
SULPHUR IN ORES	GREEK			14,908	14,908	GREQ	SOUFRE EN MINERAI
WOOD FAB. MATERIALS	OTHER			1	1	AUTRE	OEMI-PRODUITS EN BOIS
PULP	NORW			89	89	NORV	PATE
	U S A			191	191	E-U	
	OTHER			34	34	AUTRE	
COMMODITY TOTAL				314	314		TOTAL DE MARCHANDISE
NEWSPRINT PAPER	GREEK	550			550	GREQ	PAPIER JOURNAL
	NORW			30	30	NORV	
	OTHER	549		12,448	12,997	AUTRE	
COMMODITY TOTAL		1,099		12,478	13,577		TOTAL DE MARCHANDISE
PAPER NES	OTHER			3,287	3,287	AUTRE	PAPIER NDA
PAPEPBOARD	U K	31		125	156	R U	CARTON
	NORW	3		86	89	NORV	
	OTHER			1,413	1,413	AUTRE	
COMMODITY TOTAL		34		1,618	1,652		TOTAL DE MARCHANDISE
BLDG. PAPER AND BOARD	OTHER			144	144	AUTRE	PLAQ. CONST., PAP./CART.
TEXTILE FAB. MTL NES	NORW	1			1	NORV	OUVR. EN MAT. TEXT. NDA
POTASH	DENMK			15,370	15,370	DANMK	POTASSE
	GREEK			13,833	13,833	GREQ	
	LIBER			59,167	59,167	LIBER	
COMMODITY TOTAL				88,370	88,370		TOTAL DE MARCHANDISE
AGRICULTURAL CHEMICALS	NORW	11			11	NORV	PROD. CHIM. AGRICOLES
PLASTIC MATERIALS	NORW	7			7	NORV	MATIERES PLASTIQUES
	OTHER	1			1	AUTRE	
COMMODITY TOTAL		8			8		TOTAL DE MARCHANDISE
DYESTUFF, PIGMENT, PAINT	U K	5			5	R U	MAT. COLOR. PIC. PEINTURE
	NORW	24			24	NORV	
COMMODITY TOTAL		29			29		TOTAL DE MARCHANDISE
CHEM. SPECIALTIES NES	NORW	6			6	NORV	PROD. CHIM. SPECIALTIES NES

TABLE 1. CARGOES LOADED AT CANADIAN PORTS FOR FOREIGN COUNTRIES, IN 1976.

TABLEAU 1. MARCHANDISES CHARGÉES DANS LES PORTS CANADIENS A DESTINATION DE PAYS ÉTRANGERS, EN 1976.

COUNTRY OF DESTINATION AND KIND OF CARGO	REGISTRY OF VESSEL	ATLANTIC ATLANTIQUE	GREAT LAKES GRANDS LACS	PACIFIC PACIFIQUE	TOTAL TOTAL	IMMATIC. DU NAVIRE	PAYS DE DESTINATION ET MARCHANDISE
SINGAPORE CONT.							SINGAPOUR SUITE
STRUCTURAL SHAPES	NORW			121	121	NORV	PROFILES DE CONSTRUCT.
	OTHER			143	143	AUTRE	
COMMODITY TOTAL				264	264		TOTAL DE MARCHANDISE
ALUMINUM	OTHER			1	1	AUTRE	ALUMINIUM
COPPER AND ALLYS	NORW	44			44	NORV	CUIVRE ET ALLIAGES
ZINC AND ALLOYS	U K	109			109	R U	ZINC ET ALLIAGES
	NORW	595		2,058	2,653	NORV	
COMMODITY TOTAL		704		2,058	2,762		TOTAL DE MARCHANDISE
METAL FAB. BASIC PROD.	U K	12			12	R U	OUVR. DE BASE EN METAL
	NORW	63			63	NORV	
	OTHER	4			4	AUTRE	
COMMODITY TOTAL		79			79		TOTAL DE MARCHANDISE
ASBESTOS BASIC PROD.	U K	49			49	R U	OUVR. DE BASE AMIANTE
NON-MET. MIN. BASIC PROD	NORW	6			6	NORV	PROD. MIN. NON-MET. BASE
TRACTORS	NORW	350		56	406	NORV	TRACTEURS
MACHINERY NES	NORW	345		22	367	NORV	MACHINES NDA
	U S A			5	5	E-U	
	CTHER	9		20	29	AUTRE	
COMMODITY TOTAL		354		47	401		TOTAL DE MARCHANDISE
PASS. AUTOS AND CHASSIS	NORW			2	2	NORV	VOITURES PART., CHASSIS
TRUCKS AND CHASSIS	NORW	64			64	NORV	CAMIONS ET CHASSIS
MOTOR VEHICLE ENGINES	U K	5			5	R U	MOTEURS DE VEH. AUTOM.
	NORW	47		13	60	NORV	
COMMODITY TOTAL		52		13	65		TOTAL DE MARCHANDISE
ROAD MOTOR VEH. NES	U S A			7	7	E-U	VEH. AUTOM. ROUTIERS NDA
SHIPS, AIRCRAFT, MIS. VEH	NORW			117	117	NORV	NAVIRES, AVIONS, VEH. DIV
RUBBER TIRES AND TUBES	U K				7	R U	PNEUS, CHAMERES A AIR
	NORW	15			15	NORV	
COMMODITY TOTAL		22			22		TOTAL DE MARCHANDISE
EQUIPMENT MISC.	U K	1			1	R U	MATERIEL DIVERS
	NORW	50		4	54	NORV	
	U S A			22	22	E-U	
	OTHER	11			120	AUTRE	
COMMODITY TOTAL		62		135	197		TOTAL DE MARCHANDISE
PERSONAL, HSEHOLD GOODS	NORW	17			12	NORV	ART. PERS. ET MENAGERS
	U S A			5	2	E-U	
	OTHER		5		5	AUTRE	
COMMODITY TOTAL		17	5	14	36		TOTAL DE MARCHANDISE
METAL END PRODUCTS NES	NORW	12			12	NORV	PRODUITS FINIS DIV. NDA
	OTHER			4	4	AUTRE	
COMMODITY TOTAL		12		4	16		TOTAL DE MARCHANDISE
GENERAL CARGO	NORW	13			19	NORV	MARCHANDISES DIVERSES
CONTAINERIZED FREIGHT	GER	445			445	ALL	FRET CONTENEUREUSE
	NORW			45	45	NORV	
	LIBER	230			230	LIBER	
	OTHER	619			623	AUTRE	
COMMODITY TOTAL		1,294		49	1,343		TOTAL DE MARCHANDISE
COUNTRY/REGION TOTAL		5,030*	5*	127,639*	132,674*		TOTAL DE PAYS/REGION
PEOPLE R CHINA							REP. POP. CHINE
WHEAT	OTHER			1,198,006	1,198,006	AUTRE	BLE
SULPHUR IN ORES	PANAM			24,222	24,222	PANAM	SOUFRE EN MINERAJ
PULP	U K			17,956	17,956	R U	PATE
	GREEK	18,108			42,886	GRECQ	
	NORW	7,317			7,317	NORV	
	LIBER			44,864	44,864	LIBER	
	OTHER			40,633	40,633	AUTRE	
COMMODITY TOTAL		25,425		128,231	153,656		TOTAL DE MARCHANDISE
ANIMAL OILS, EXC. MARINE	GREEK			1,243	1,243	GRECQ	HUIL. ANIM. SAUF AN. MAR.
	OTHER			1,120	1,120	AUTRE	
COMMODITY TOTAL				2,363	2,363		TOTAL DE MARCHANDISE
INORGANIC CHEMS. NES	GREEK			217	217	GRECQ	PROD. CHIM. INORG. NDA
ORGANIC CHEMICALS NES	OTHER			190	190	AUTRE	PROD. CHIM. ORGAN. NDA
ALUMINUM	U K			20,034	20,034	R U	ALUMINIUM
	LIBER			18,514	18,514	LIBER	
COMMODITY TOTAL				38,548	38,548		TOTAL DE MARCHANDISE
LEAD AND ALLOYS	GREEK	1,156			1,156	GRECQ	PLOMB ET ALLIAGES
	LIBER			2,206	2,206	LIBER	
	OTHER	4,742			4,742	AUTRE	
COMMODITY TOTAL		5,898		2,206	8,104		TOTAL DE MARCHANDISE
TRACTORS	U K			1,109	1,109	R U	TRACTEURS
MACHINERY NES	U K			85	85	R U	MACHINES NDA
SHIPS, AIRCRAFT, MIS. VEH	GREEK			3	3	GRECQ	NAVIRES, AVIONS, VEH. DIV
	OTHER			1	1	AUTRE	
COMMODITY TOTAL				4	4		TOTAL DE MARCHANDISE
GENERAL CARGO	LIBER			3	3	LIBER	MARCHANDISES DIVERSES
COUNTRY/REGION TOTAL		31,323*	*	1,395,184*	1,426,507*		TOTAL DE PAYS/REGION
INDONESIA							INDONESIE
FISH, CANNED	NORW	33			33	NORV	POISSON EN BOITES
WHEAT	U K	23,030		22,853	45,883	R U	BLE
	GREEK	23,423			23,423	GRECQ	

TABLE 1. CARGOES LOADED AT CANADIAN PORTS FOR FOREIGN COUNTRIES, IN 1976.

TABLEAU 1. MARCHANDISES CHARGÉES DANS LES PORTS CANADIENS A DESTINATION DE PAYS ÉTRANGERS, EN 1976.								
COUNTRY OF DESTINATION AND KIND OF CARGO	REGISTRY OF VESSEL	ATLANTIC ATLANTIQUE	GREAT LAKES GRANDS LACS	PACIFIC PACIFIQUE	TOTAL TOTAL	IMMATIC. DU NAVIRE	PAYS DE DESTINATION ET MARCHANDISE	
INDONESIA CONT.							INDONESIE SUITE	
	NORW LIBER	22,598		49,602	22,598	NORV LJBEP		
COMMODITY TOTAL		69,051		72,455	141,506		TOTAL DE MARCHANDISE	
WHEAT FLOUR	NORW	1,195			1,195	NORV	FARINE DE BLE	
MACARONI, CEREAL PROD.	U K	6			6	R U	PATES ALIM. PROD. CEREAL	
APPLES	U S A			182	182	E-U	POMMES	
TOBACCO NES	OTHER		25		25	AUTRE	TABACS NDA	
ASBESTOS	NORW	2,802			2,802	NORV	AMIANTE	
LEATHER	OTHER		1		1	AUTRE	CUIR	
RUBBER FAB. MATERIALS	OTHER		152		152	AUTRE	DEMT-PROD. CAOUTCHOUC	
PULP	U S A			2,266	2,266	E-U	PATE	
NEWSPRINT PAPER	GREEK			2,500	2,500	GREGG	PAPIER JOURNAL	
	NORW	273			273	NORV		
	U S A			1,019	1,019	E-U		
COMMODITY TOTAL	OTHER	3,100		12,907	16,007	AUTRE	TOTAL DE MARCHANDISE	
PAPER NES	NORW	3,373		16,426	19,799	NORV	PAPIER NDA	
	OTHER	3			3	AUTRE		
COMMODITY TOTAL		6,107	106	1,580	7,793		TOTAL DE MARCHANDISE	
PAPEBOARD	OTHER	6,110	106	1,580	7,796	AUTRE	CARTON	
BLDG. PAPER AND BOARD	OTHER			445	445	AUTRE	PLAQ. CONSTR., PAP/CART.	
INORGANIC CHEMS. NES	OTHER		75	204	204	AUTRE	PROD. CHIM. INORG. NDA	
FERTILIZERS NES	OTHER	2,205			2,205	AUTRE	ENGRAIS CHIMIQUE NDA	
PLASTIC MATERIALS	OTHER	35			35	AUTRE	MATIERES PLASTIQUES	
DYESTUFF, PIGMENT, PAINT	NORW	2			2	NORV	MAT. COLOR. PIG. PEINTURE	
	U S A			100	100	E-U		
COMMODITY TOTAL	OTHER	2	17	100	119	AUTRE	TOTAL DE MARCHANDISE	
CHEM. SPECIALTIES NES	OTHER	2	17	100	119	AUTRE	PROD. CHIM. SPECIAUX NDA	
PRIMARY IRON, STEEL NES	PANAM		145		145	PANAM	FER, ACIER PRIMAIR. NDA	
	OTHER		226		226	AUTRE		
COMMODITY TOTAL			226	2,842	3,068		TOTAL DE MARCHANDISE	
CASTINGS, FORGINGS	OTHER	4	11		15	AUTRE	MOUL. PIECES FORGEES	
BAR AND RODS, STEEL	OTHER		2		2	AUTRE	BARRES ET TIGES ACIER	
PLATE & SHEET STEEL	OTHER		598		598	AUTRE	TOLES, FEUILLES D'ACIER	
STRUCTURAL SHAPES	NORW	108			108	NORV	PROFILES DE CONSTRUCT.	
	PANAM			269	269	PANAM		
	U S A			15	15	E-U		
COMMODITY TOTAL	OTHER	2,466	1,036		3,502	AUTRE	TOTAL DE MARCHANDISE	
PIPES, TUBES: IRON, STEEL	GER	2,574	1,036		3,610	ALL	TUYAUX, TUBES: FER, ACIER	
	GREEK			284	284	GREGG		
	NORW			4,000	4,000	NORV		
	OTHER		20		20	AUTRE		
COMMODITY TOTAL			20	4,183	4,203		TOTAL DE MARCHANDISE	
ALUMINIUM	U S A			55	55	E-U	ALUMINIUM	
	OTHER	14		737	751	AUTRE		
COMMODITY TOTAL		14		792	806		TOTAL DE MARCHANDISE	
COPPER AND ALLOYS	OTHER	140	15		155	AUTRE	CUIVRE ET ALLIAGES	
ZINC AND ALLOYS	U S A			165	165	E-U	ZINC ET ALLIAGES	
METAL FAB. BASIC PROD.	NORW	11			11	NORV	OUVR. DE BASE EN METAL	
	U S A			23	23	E-U		
COMMODITY TOTAL	OTHER	57	178		235	AUTRE	TOTAL DE MARCHANDISE	
BUILDING BRICK, CLAY	OTHER	68	178		246	AUTRE	BRIQ. A BATIR APCLIE	
BRICKS, TILES NES	OTHER	5			5	AUTRE	BRICKS, TILES NDA	
ASBESTOS BASIC PROD.	OTHER	133			133	NORV	OUVR. DE BASE AMIANTE	
CEMENT BASIC PROD.	NORW	299			299	AUTRE	OUVR. DE BASE CIMENT	
NON-MET. MIN. BASIC PROD	OTHER		20		20	AUTRE	PROD. MIN. NON-MET. BASE	
MISC. FABRICATED PROD.	OTHER		35		35	AUTRE	OUVRAGES DIVERS	
MACHINERY NES	GER		9		9	AUTRE	MACHINES NDA	
	GREEK			994	994	ALL		
	NORW	2		6,200	6,202	GREGG		
	OTHER	1,392	1,500	214	2,922	NORV		
COMMODITY TOTAL		1,394	1,500	30	2,924	AUTRE	TOTAL DE MARCHANDISE	
PASS. AUTOS AND CHASSIS	OTHER		21		21	AUTRE	VOITURES PART., CHASSIS	
BUSES AND CHASSIS	OTHER	2			2	AUTRE	AUTOBUS ET CHASSIS	
TRUCKS AND CHASSIS	NORW			100	100	NORV	CAMIONS ET CHASSIS	
MOTOR VEHICLE ENGINES	NORW			1	1	NORV	MOTEURS DE VEH. AUTOM.	
ROAD MOTOR VEH. NES	OTHER	14			14	NORV	VEH. AUTOM. ROUTIERS NDA	
	OTHER		6		6	AUTRE		
COMMODITY TOTAL		14	6		20		TOTAL DE MARCHANDISE	
SHIPS, AIRCRAFT, MIS. VEH	U S A			5	5	E-U	NAVIRES, AVIONS, VEH. DIV	
RUBBER TIRES AND TUBES	OTHER		320		320	AUTRE	PNEUS, CHAMBRES A AIR	
EQUIPMENT MISC.	NORW	6			6	NORV	MATERIEL DIVERS	
	U S A			209	209	E-U		
COMMODITY TOTAL	OTHER	221	151	3	375	AUTRE	TOTAL DE MARCHANDISE	
PERSONAL, HOUSEHOLD GOODS	NORW	227	151	212	590	NORV	ART. PERS. ET MENAGERS	
	U S A			12	12	E-U		
COMMODITY TOTAL	OTHER	1	3		4	AUTRE	TOTAL DE MARCHANDISE	
MISC. END PRODUCTS NES	U S A	6	3		9	E-U	PRODUITS FINIS DIV. NDA	
	OTHER		24		24	AUTRE		
COMMODITY TOTAL			24	2	26		TOTAL DE MARCHANDISE	
GENERAL CARGO	OTHER	1	16		17	AUTRE	MARCHANDISES DIVERSES	
COUNTRY/REGION TOTAL		89,698*	4,712*	109,717*	104,127*		TOTAL DE PAYS/REGION	

TABLE 1. CARGOES LOADED AT CANADIAN PORTS FOR FOREIGN COUNTRIES, IN 1976.

TABLEAU 1. MARCHANDISES CHARGÉES DANS LES PORTS CANADIENS A DESTINATION DE PAYS ÉTRANGERS, EN 1976.

COUNTRY OF DESTINATION AND KIND OF CARGO	REGISTRY OF VESSEL	ATLANTIC ATLANTIQUE	GREAT LAKES GRANDS LACS	PACIFIC PACIFIQUE	TOTAL TOTAL	IMMATIC. OU NAVIRE	PAYS DE DESTINATION ET MARCHANDISE
JAPAN							JAPON
MEAT, FRESH OR FROZEN	U S A			24	24	E-U	VIANDE, FRAICHE / CONG.
FISH, FRESH OR FROZEN	JAPAN			3,988	3,988	JAPON	POISSON, FRAIS OU CONG.
	U S A			182	182	E-U	
COMMODITY TOTAL				4,170	4,170		TOTAL DE MARCHANDISE
FISH, SALTED OR CURED	U S A			249	249	E-U	POISSON, SALE OU FUME
SHELL FISH, NES	JAPAN			723	723	JAPON	MOLLUSQUES CRUST., NDA
DAIRY PROD., EGGS, HONEY	LIBER			144	144	LIBER	PROD. LAIT., OEUFS, MIEL
BARLEY	U K			19,097	19,097	R U	ORGE
	GREEK			140,028	140,028	GRECC	
	NORV			36,459	36,459	NORV	
	LIBER			644,459	644,459	LIBER	
	JAPAN			33,062	33,062	JAPON	
	PANAM			93,142	93,142	PANAM	
	OTHER			101,400	101,400	AUTRE	
COMMODITY TOTAL				1,067,647	1,067,647		TOTAL DE MARCHANDISE
OATS	U K			1,606	1,606	R U	AVOINE
RYE	U K			314	314	R U	SEIGLE
	GREEK			3,289	3,289	GRECC	
	NORV			9,841	9,841	NORV	
	SWEDN			1,505	1,505	SUEDE	
	LIBER			9,471	9,471	LIBER	
	JAPAN			8,022	8,022	JAPON	
	PANAM			8,885	8,885	PANAM	
	OTHER			1,847	1,847	AUTRE	
COMMODITY TOTAL				43,174	43,174		TOTAL DE MARCHANDISE
WHEAT	GREEK			254,543	254,543	GRECC	BLE
	NORV			137,593	137,593	NORV	
	LIBER			681,397	681,397	LIBER	
	JAPAN			374,528	374,528	JAPON	
	PANAM			170,208	170,208	PANAM	
	OTHER			128,828	128,828	AUTRE	
COMMODITY TOTAL				1,747,097	1,747,097		TOTAL DE MARCHANDISE
CEREALS UNMILLED, NES	GREEK			5,418	5,418	GRECC	CEREALES NON MOUL., NDA
	NORV			4,703	4,703	NORV	
	JAPAN			2,619	2,619	JAPON	
	PANAM			1,579	1,579	PANAM	
	OTHER			2,735	2,735	AUTRE	
COMMODITY TOTAL				17,054	17,054		TOTAL DE MARCHANDISE
MALT AND MALT FLOUR	U S A			1,124	1,124	E-U	MALT ET FARINE DE MALT
SUGAR PREPARATIONS	U S A			21	21	E-U	PREP. A BASE DE SUCRE
BRAN, SHORTS, MIDDINGS	PANAM			3,772	3,772	PANAM	SDN, ISSUES DE CEREALES
	OTHER			3,632	3,632	AUTRE	
COMMODITY TOTAL				7,404	7,404		TOTAL DE MARCHANDISE
GROUND CEREALS NES	OTHER			554	554	AUTRE	CEREALES MOULUES NDA
FEEDS, VEGETABLE ORIGIN	GREEK			3,314	3,314	GRECC	PROD. D'ORIGINE VEGETALE
	JAPAN			4,133	4,133	JAPON	
	OTHER			1,843	1,843	AUTRE	
COMMODITY TOTAL				9,290	9,290		TOTAL DE MARCHANDISE
FEEDS OF ANIMAL ORIGIN	NORV			7,772	7,772	NORV	PRCV. D'ORIGINE ANIMALE
CONC. COMPLETE FEEDS	U K			9,005	9,005	R U	CONC., PRCV. COMPLETES
	GREEK			31,285	31,285	GRECC	
	NORV			19,948	19,948	NORV	
	SWEDN			2,169	2,169	SUEDE	
	LIBER			44,195	44,195	LIBER	
	JAPAN			23,211	23,211	JAPON	
	PANAM			18,705	18,705	PANAM	
	OTHER			8,276	8,276	AUTRE	
COMMODITY TOTAL				156,794	156,794		TOTAL DE MARCHANDISE
RAW HIDES AND SKINS	LIBER			235	235	LIBER	PEAUX ET CUIRS BRUT
	U S A			9	9	E-U	
	OTHER			59	59	AUTRE	
COMMODITY TOTAL				303	303		TOTAL DE MARCHANDISE
CRUDE ANIMAL PROD. NES	OTHER			9	9	AUTRE	PR. BRUTS ORIG. ANIM. NDA
SEEDS FOR SOWING NES	U S A			37	37	E-U	GRAINES DE SEMENCE NDA
FLAXSEED	U K			2,670	2,670	R U	GRAINE DE LIN
	GREEK			8,764	8,764	GRECC	
	NORV			31,098	31,098	NORV	
	LIBER			22,001	22,001	LIBER	
	JAPAN			13,267	13,267	JAPON	
	PANAM			14,294	14,294	PANAM	
	OTHER			5,637	5,637	AUTRE	
COMMODITY TOTAL				97,731	97,731		TOTAL DE MARCHANDISE
MUSTARD SEED	LIBER			467	467	LIBER	GRAINE DE MOUTARDE
RAPESEED	U K			53,053	53,053	R U	GRAINE DE COLZA
	GREEK			47,570	47,570	GRECC	
	NORV			215,287	215,287	NORV	
	SWEDN			7,437	7,437	SUEDE	
	LIBER			175,074	175,074	LIBER	
	JAPAN		12,867	163,169	176,036	JAPON	
	PANAM			49,532	49,532	PANAM	
	OTHER			49,250	49,250	AUTRE	
COMMODITY TOTAL				764,372	777,239		TOTAL DE MARCHANDISE
SOYA BEANS	U K	12,650				R U	GRAINE DE SOYA
	GREEK	38,781				GRECC	
	NORV	25,846				NORV	
	LIBER	42,750		8,294		LIBER	

TABLE 1. CARGOES LOADED AT CANADIAN PORTS FOR FOREIGN COUNTRIES, IN 1976.

TABLEAU 1. MARCHANDISES CHARGÉES DANS LES PORTS CANADIENS A DESTINATION DE PAYS ÉTRANGERS, EN 1976.								
COUNTRY OF DESTINATION AND KIND OF CARGO	REGISTRY OF VESSEL	ATLANTIC ATLANTIQUE	GREAT LAKES GRANDS LACS	PACIFIC PACIFIQUE	TOTAL TOTAL	IMMATIC. DU NAVIRE	PAYS DE DESTINATION ET MARCHANDISE	
JAPAN	JAPAN	22,856			22,856	JAPON	JAPON	
	PANAM	8,342			8,342	PANAM		
	OTHER	7,594			7,594	AUTRE		
COMMODITY TOTAL		168,815		8,294	177,109		TOTAL DE MARCHANDISE	
OIL SEEDS, NUTS NES	PANAM			7,754	7,754	PANAM	GRAINES, NOIX OLEAG. NDA	
LCGS	LIBER			60,296	60,296	LIBER	BILLES	
	JAPAN			59,290	59,290	JAPON		
	PANAM			79,540	79,540	PANAM		
	OTHER			13,633	13,633	AUTRE		
COMMODITY TOTAL				212,759	212,759		TOTAL DE MARCHANDISE	
PULPWOOD	LIBER			13,493	13,493	LIBER	BOIS A PATE	
	JAPAN			82,977	82,977	JAPON		
COMMODITY TOTAL				96,470	96,470		TOTAL DE MARCHANDISE	
COPPER ORE AND CONC.	U K			30,080	30,080	R U	MINERAI, CONC. CUIVRE	
	DENMK			16,523	16,523	DANMK		
	GREEK			60,945	60,945	GRECC		
	NORW			21,881	21,881	NORV		
	SWEDN			23,968	23,968	SUEDE		
	LIBER			206,409	206,409	LIBER		
	JAPAN			292,663	292,663	JAPON		
	PANAM			37,965	37,965	PANAM		
	OTHER			24,047	24,047	AUTRE		
COMMODITY TOTAL				714,481	714,481		TOTAL DE MARCHANDISE	
IRON ORE AND CONC	U K	278,304			278,304	R U	MINERAI, CONC. DE FER	
	GER	130,000			130,000	ALL		
	GREEK	153,709			153,709	GRECC		
	ITALY	136,595			136,595	ITAL		
	NORW	396,500			396,500	NORV		
	SWEDN			164,660	164,660	SUEDE		
	LIBER	1,041,754			1,041,754	LIBER		
	JAPAN	1,955,553		793,052	2,748,605	JAPON		
	PANAM			126,848	126,848	PANAM		
	OTHER	282,016			282,016	AUTRE		
COMMODITY TOTAL		4,374,431		1,084,560	5,458,991		TOTAL DE MARCHANDISE	
LEAD ORE AND CONC.	LIBER			23,110	23,110	LIBER	MINERAI, CONC. DE PLOMB	
	JAPAN			65,917	65,917	JAPON		
COMMODITY TOTAL				89,027	89,027		TOTAL DE MARCHANDISE	
NICKEL-COPPER ORE	DENMK			7,328	7,328	DANMK	MINERAI DE CUIVRE-NICKEL	
TITANIUM ORE	U K	29,572			29,572	R U	MINERAI DE TITANE	
	GREEK	43,176			43,176	GRECC		
	JAPAN	26,872			26,872	JAPON		
COMMODITY TOTAL		99,620			99,620		TOTAL DE MARCHANDISE	
ZINC ORE AND CONC.	U K	54,885		10,947	65,832	R U	MINERAI, CONC. DE ZINC	
	GREEK			4,500	4,500	GRECC		
	SWEDN	27,299			27,299	SUEDE		
	JAPAN			49,089	49,089	JAPON		
COMMODITY TOTAL		82,184		49,089	146,720		TOTAL DE MARCHANDISE	
NON-FERROUS MET. SCRAP	U S A			19	19	E-U	DECHETS METAL. NON FER.	
SLAG, DRGSS, BY-PRODUCTS	LIBER	38,080			38,080	LIBER	POUS. GUEUL. SCOR. PROD.	
	JAPAN	7,840			7,840	JAPON		
COMMODITY TOTAL		45,920			45,920		TOTAL DE MARCHANDISE	
COAL, BITUMINOUS	U K			517,310	517,310	R U	CHARBON BITUMINEUX	
	DENMK			35,312	35,312	DANMK		
	GREEK			220,607	220,607	GRECC		
	NORW			807,678	807,678	NORV		
	SWEDN			67,000	67,000	SUEDE		
	LIBER			886,841	886,841	LIBER		
	JAPAN			5,686,664	5,686,664	JAPON		
	PANAM			211,345	211,345	PANAM		
	OTHER			1,069,304	1,069,304	AUTRE		
COMMODITY TOTAL				9,502,061	9,502,061		TOTAL DE MARCHANDISE	
COAL, NES	PANAM			10,810	10,810	PANAM	CHARBON, NDA	
BENTONITE	NORW			2,204	2,204	NORV	BENTONITE	
SULPHUR IN DRES	LIBER			22,960	22,960	LIBER	SOUFRE EN MINERAI	
	OTHER			42,602	42,602	AUTRE		
COMMODITY TOTAL				65,562	65,562		TOTAL DE MARCHANDISE	
CRUDE NON-MET. MIN. NES	NORW			3,360	3,360	NORV	MIN. NON-MET. BRUTS NDA	
LUMBER AND TIMBER	U K			381,904	381,904	R U	BOIS OEUVRE ET CHARP.	
	DENMK			107,951	107,951	DANMK		
	GREEK			19,004	19,004	GRECC		
	NORW			79,844	79,844	NORV		
	LIBER			53,636	53,636	LIBER		
	JAPAN			44,621	44,621	JAPON		
	PANAM			82,865	82,865	PANAM		
	U S A			6,254	6,254	E-U		
	OTHER			90,877	90,877	AUTRE		
COMMODITY TOTAL				866,956	866,956		TOTAL DE MARCHANDISE	
VENEER, PLYWOOD	U K			3,811	3,811	R U	PLACAGES, CONTRE-PLAQ.	
	DENMK			205	205	DANMK		
	NORW			115	115	NORV		
	LIBER			3	3	LIBER		
	OTHER			45	45	AUTRE		
COMMODITY TOTAL				4,179	4,179		TOTAL DE MARCHANDISE	
WORLD FAB. MATERIALS	U K			84	84	R U	DEMI-PRODUITS EN BOIS	
PULP	U S A	13,244			13,244	E U	BOIS	
	GREEK			7,844	7,844	GRECC		

TABLE 1. CARGOES LOADED AT CANADIAN PORTS FOR FOREIGN COUNTRIES, IN 1976.

TABLEAU 1. MARCHANDISES CHARGÉES DANS LES PORTS CANADIENS A DESTINATION DE PAYS ÉTRANGERS, EN 1976.

COUNTRY OF DESTINATION AND KIND OF CARGO	REGISTRY OF VESSEL	ATLANTIC ATLANTIQUE	GREAT LAKES GRANDS LACS	PACIFIC PACIFIQUE	TOTAL TOTAL	IMMATIC. DU NAVIRE	PAYS DE DESTINATION ET MARCHANDISE
JAPAN	CONT.						JAPON SUITE
	NORW	40,436		274,924	315,360	NORW	
	LIBER	12,702		52,594	65,296	LIBER	
	OTHER			50,333	50,333	AUTRE	
COMMODITY TOTAL		66,882		477,409	544,291		TOTAL DE MARCHANDISE
NEWSPRINT PAPER	NORW	2,752			2,752	NORW	PAPIER JOURNAL
	OTHER			3,373	3,373	AUTRE	
COMMODITY TOTAL		2,752		3,373	6,125		TOTAL DE MARCHANDISE
PAPER NES	U K			9,395	9,395	R U	PAPIER NDA
	NORW			26,614	26,614	NORW	
	OTHER			6,112	6,112	AUTRE	
COMMODITY TOTAL				42,121	42,121		TOTAL DE MARCHANDISE
PAPERBOARD	U K			5,181	5,181	R U	CARTON
	NORW			1,882	1,882	NORW	
	OTHER			96	96	AUTRE	
COMMODITY TOTAL				7,159	7,159		TOTAL DE MARCHANDISE
ANIMAL OILS, EXC. MARINE	U K			7,399	7,399	R U	HUIL. ANIM. SAUF AN. MAR.
	NORW			3,086	3,086	NORW	
	LIBER			6,726	6,726	LIBER	
	JAPAN			661	661	JAPON	
	OTHER			1,105	1,105	AUTRE	
COMMODITY TOTAL				18,977	18,977		TOTAL DE MARCHANDISE
VEG. OILS, FATS NES	U K			2,495	2,495	R U	HUIL. MAT. GRAS. VEG. NDA
	NORW			1,763	1,763	NORW	
	LIBER			2,781	2,781	LIBER	
	OTHER			1,146	1,146	AUTRE	
COMMODITY TOTAL				8,185	8,185		TOTAL DE MARCHANDISE
OILS, FATS, WAXES NES	LIBER			1,433	1,433	LIBER	HUIL. MAT. GRAS. CIRE NDA
	OTHER			78	78	AUTRE	PROD. CHIM. INCRG. NDA
INORGANIC CHEMS. NES	NORW			5,098	5,098	NORW	PROD. CHIM. ORGAN. NDA
ORGANIC CHEMICALS NES	LIBER			551	551	LIBER	
	JAPAN	15,000		31,344	46,344	JAPON	
	U S A			108	108	E-U	
COMMODITY TOTAL		15,000		37,101	52,101		TOTAL DE MARCHANDISE
POTASH	GREEK			118,069	118,069	GRECQ	POTASSE
	NORW			13,529	13,529	NORW	
	LIBER			117,150	117,150	LIBER	
	JAPAN			112,784	112,784	JAPON	
	PANAM			59,557	59,557	PANAM	
	OTHER			80,131	80,131	AUTRE	
COMMODITY TOTAL				501,220	501,220		TOTAL DE MARCHANDISE
PLASTIC MATERIALS	U S A			802	802	E-U	MATIERES PLASTIQUES
CHIM. SPECIALTIES NES	U S A			433	433	E-U	PROD. CHIM. SPECIAUX NDA
LUBRICATING OIL, GREASE	U S A			80	80	E-U	HUIL. GRAISSE LUBRIF.
COKE	U K			14,438	14,438	P U	COKE
	GREEK			13,440	13,440	GRECQ	
	NORW			35,029	35,029	NORW	
	JAPAN			30,440	30,440	JAPON	
COMMODITY TOTAL				93,347	93,347		TOTAL DE MARCHANDISE
PETROL, COAL PROD. NES	LIBER			20,666	20,666	LIBER	DERIVE PETR. CHARB. NDA
	JAPAN			236,232	236,232	JAPON	
COMMODITY TOTAL				256,898	256,898		TOTAL DE MARCHANDISE
PIG IRON	GREEK	16,800			16,800	GRECQ	FER EN GUEUSE
ALUMINUM	U K			6,593	6,593	R U	ALUMINIUM
	NORW			26,618	26,618	NORW	
	LIBER			3,123	3,123	LIBER	
	OTHER			1,238	1,238	AUTRE	
COMMODITY TOTAL				37,572	37,572		TOTAL DE MARCHANDISE
LEAD AND ALLOYS	U S A			330	330	E-U	PLOMB ET ALLIAGES
ZINC AND ALLOYS	U S A			143	143	E-U	ZINC ET ALLIAGES
METAL FAB. BASIC PROD.	U S A			3	3	E-U	OUVR. DE BASE EN METAL
PASS. AUTOS AND CHASSIS	LIBER			1	1	LIBER	VEHICULES PART., CHASSIS
EQUIPMENT MISC.	NORW			64	64	NORW	MATERIEL DIVERS
	U S A			16	16	E-U	
COMMODITY TOTAL				80	80		TOTAL DE MARCHANDISE
PERSONAL, HOUSEHOLD GOODS	OTHER			5	5	AUTRE	ART. PERS. ET MENAGERS
CONTAINERS, CLOSURES	U K			16	16	R U	CONTENEURS, FERMETURES
MISC. END PRODUCTS NES	OTHER			4	4	AUTRE	PRODLITS FINIS DIV. NOA
GENERAL CARGO	DENMK			9	9	DANMK	MARCHANDISES DIVERSES
	U S A			40	40	E-U	
COMMODITY TOTAL				49	49		TOTAL DE MARCHANDISE
CONTAINERIZED FREIGHT	U K	164		921	1,085	R U	FRET CONTENEURESE
	GER	9,144			9,144	ALL	
	LIBER	15,861		157	16,018	LIBER	
	JAPAN	233,481		241,538	475,019	JAPON	
	OTHER	11,455		27,915	39,370	AUTRE	
COMMODITY TOTAL		270,105		270,531	540,636		TOTAL DE MARCHANDISE
COUNTRY/REGION TOTAL		5,142,509*	12,867*	18,425,602*	23,580,978*		TOTAL DE PAYS/REGION
KOREA - NDRTH							COPEE OU NCRD
COAL, BITUMINOUS	LIBER			10,837	10,837	LIBER	CHARBON BITUMINEUX
COUNTRY/REGION TOTAL		*	*	10,837*	10,837*		TOTAL DE PAYS/REGION

TABLE 1. CARGOES LOADED AT CANADIAN PORTS FOR FOREIGN COUNTRIES, IN 1976.

TABLEAU 1. MARCHANDISES CHARGÉES DANS LES PORTS CANADIENS À DESTINATION DE PAYS ÉTRANGERS, EN 1976.								
COUNTRY OF DESTINATION AND KIND OF CARGO	REGISTRY OF VESSEL	ATLANTIC ATLANTIQUE	GREAT LAKES GRANDS LACS	PACIFIC PACIFIQUE	TOTAL TOTAL	IMMATIC. DU NAVIRE	PAYS DE DESTINATION ET MARCHANDISE	
KOREA - SOUTH							COREE DU SUD	
FISH, FRESH OR FROZEN	JAPAN			1,569	1,569	JAPON	POISSON, FRAIS OU CONG.	
	U S A			61	61	E-U		
	OTHER			529	529	AUTRE		
COMMODITY TOTAL				2,159	2,159		TOTAL DE MARCHANDISE	
WHEAT FLOUR	GREEK			26,000	26,000	GREGQ	FARINE DE BLE	
POTATOES	U S A			1	1	E-U	POMMES DE TERRE	
RAW HIDES AND SKINS	LIBER			498	498	LIBER	PEAUX ET CUIRS BRUT	
	U S A			480	480	E-U		
	OTHER			552	552	AUTRE		
COMMODITY TOTAL				1,530	1,530		TOTAL DE MARCHANDISE	
FLAXSEED	U S A			2,302	2,302	E-U	GRAINE DE LIN	
	OTHER			770	770	AUTRE		
COMMODITY TOTAL				3,072	3,072		TOTAL DE MARCHANDISE	
RAPESEED	PANAM			8,010	8,010	PANAM	GRAINE DE COLZA	
NON-FERROUS MET. SCRAP	OTHER			60	60	AUTRE	DECHETS METAL. NON FER.	
COAL, BITUMINOUS	SWEDN			56,000	56,000	SUEDE	CHAPBON BITUMINEUX	
	LIBER			286,998	286,998	LIBER		
COMMODITY TOTAL				342,998	342,998		TOTAL DE MARCHANDISE	
ASBESTOS	NORW	5,859			5,859	NORV	AMIANTE	
	LIBER	4,664			4,664	LIBER		
COMMODITY TOTAL		10,523			10,523		TOTAL DE MARCHANDISE	
SULPHUR IN ORES	GREEK			37,104	37,104	GREGQ	SOUFRE EN MINERAI	
	OTHER			13,387	13,387	AUTRE		
COMMODITY TOTAL				50,491	50,491		TOTAL DE MARCHANDISE	
PULP	NORW			8,168	8,168	NORV	PATE	
	LIBER			440	440	LIBER		
	U S A			12	12	E-U		
	OTHER			5,368	5,368	AUTRE		
COMMODITY TOTAL				13,988	13,988		TOTAL DE MARCHANDISE	
ANIMAL OILS, EXC. MARINE	PANAM			2,500	2,500	PANAM	HUIL. ANIM. SAUF AN. MAR.	
	OTHER			7,385	7,385	AUTRE		
COMMODITY TOTAL				9,885	9,885		TOTAL DE MARCHANDISE	
EXPLOS., FUSES, CAPS	OTHER			238	238	AUTRE	EXPLOS., AMORCES, DET.	
POTASH	GREEK			50,091	50,091	GREGQ	POTASSE	
	NORW			26,893	26,893	NORV		
	PANAM			55,795	55,795	PANAM		
	OTHER			35,975	35,975	AUTRE		
COMMODITY TOTAL				168,754	168,754		TOTAL DE MARCHANDISE	
AGRICULTURAL CHEMICALS	U S A			79	79	E-U	PROD. CHIM. AGRICOLES	
SYNTHETIC RUBBER	U S A			2	2	E-U	CACOUTCHOUC SYNTHETIQUE	
CHEM. SPECIALTIES NES	U S A			80	80	E-U	PROD. CHIM. SPECIAUX NON	
ALUMINUM	U K			3,306	3,306	R U	ALUMINIUM	
LEAD AND ALLOYS	U S A			289	289	E-U	PLOMB ET ALLIAGES	
ZINC AND ALLOYS	U S A			496	496	E-U	ZINC ET ALLIAGES	
MACHINERY NES	OTHER	220			220	AUTRE	MACHINES NON	
PERSONAL, HOUSEHOLD GOODS	LIBER			1	1	LIBER	ART. PERS. ET MENAGERS	
CONTAINERIZED FREIGHT	U K			1,875	1,875	R U	FRET CONTENÉURESE	
	GER	8,621			8,621	ALL		
	LIBER	4,359			4,550	LIBER		
	OTHER	10,185			13,166	AUTRE		
COMMODITY TOTAL		23,165		5,047	28,212		TOTAL DE MARCHANDISE	
COUNTRY/REGION TOTAL		33,908*	*	636,486*	670,394*		TOTAL DE PAYS/REGION	
PHILIPPINES							PHILIPPINES	
FISH, FRESH OR FROZEN	NORW			3	3	NORV	POISSON, FRAIS OU CONG.	
WHEAT	GREEK	85,872			85,872	GREGQ	BLE	
	ITALY	27,006			27,006	ITAL		
	LIBER	56,504			56,504	LIBER		
	JAPAN	55,887			55,887	JAPON		
	OTHER	28,493			28,493	AUTRE		
COMMODITY TOTAL		253,762			253,762		TOTAL DE MARCHANDISE	
MISC. FOOD PREP. NES	NORW			4	4	NORV	DIV. PREP. ALIM. NDA	
MUSTARD SEED	NORW			5	5	NORV	GRAINE DE MOUTARDE	
ASBESTOS	NORW	140			140	NORV	AMIANTE	
SULPHUR IN ORES	LIBER			9,700	9,700	LIBER	SOUFRE EN MINERAI	
RUBBER FAB. MATERIALS	NORW	1			1	NORV	DEMI-PROD. CACOUTCHOUC	
VENEER, PLYWOOD	LIBER			125	125	LIBER	PLACAGES, CONTRE-PLAQ.	
WOOD FAB. MATERIALS	LIBER			286	286	LIBER	DEMI-PRODUITS EN BOIS	
PULP	NORW			1,053	1,053	NORV	PATE	
	LIBER			100	100	LIBER		
	U S A			1,144	1,144	E-U		
	OTHER			231	231	AUTRE		
COMMODITY TOTAL				2,528	2,528		TOTAL DE MARCHANDISE	
WET MACHINE BOARD	NORW	2			2	NORV	CARTON EN PATE PRESSE	
METALLIC SALTS	NORW	7			7	NORV	SELS METALLIQUES	
INORGANIC CHEMS. NES	OTHER	158			158	AUTRE	PROD. CHIM. INCRG. NDA	
POTASH	U K			7,716	7,716	R U	POTASSE	
	GREEK			12,601	12,601	GREGQ		
	LIBER			24,188	24,188	LIBER		
COMMODITY TOTAL				44,505	44,505		TOTAL DE MARCHANDISE	
DYESTUFF, PIGMENT, PAINT	NORW	93			93	NORV	MAT. COLOR. PIG. PEINTURE	
STRUCTURAL SHAPES	OTHER	250			250	AUTRE	PROFILES DE CONSTRUCT.	
WIRE	NORW	1			1	NORV	FIL METALLIQUE	
ALUMINUM	NORW			110	110	NORV	ALUMINIUM	

TABLE 1. CARGOES LOADED AT CANADIAN PORTS FOR FOREIGN COUNTRIES, IN 1976.

TABLEAU 1. MARCHANDISES CHARGÉES DANS LES PORTS CANADIENS A DESTINATION DE PAYS ÉTRANGERS, EN 1976.

COUNTRY OF DESTINATION AND KIND OF CARGO	REGISTRY OF VESSEL	ATLANTIC ATLANTIQUE	GREAT LAKES GRANDS LACS	PACIFIC PACIFIQUE	TOTAL TOTAL	IMMATIC. DU NAVIRE	PAYS DE DESTINATION ET MARCHANDISE
PHILIPPINES CONT.							PHILIPPINES SUITE
COMMODITY TOTAL	OTHER	223		110	333	AUTRE	TOTAL DE MARCHANDISE
COPPER AND ALLOYS	OTHER	1			1	AUTRE	CUIVRE ET ALLIAGES
LEAD AND ALLOYS	NORW	776		43	819	NORV	PLOMB ET ALLIAGES
	U S A			110	110	E-U	
COMMODITY TOTAL		776		153	929		TOTAL DE MARCHANDISE
ZINC AND ALLOYS	NORW	112			112	NORV	ZINC ET ALLIAGES
	U S A			25	25	E-U	
COMMODITY TOTAL		112		25	137		TOTAL DE MARCHANDISE
METAL FAB. BASIC PROD.	OTHER	27			27	AUTRE	OUVR. DE BASE EN METAL
BRICKS, TILES NES	NORW	5			5	NORV	BRICKS, TUILLES NDA
ASBESTOS BASIC PROD.	NORW	2			2	NORV	OUVR. DE BASE AMIANTE
MISC. FABRICATED PROD.	NORW	20			20	NORV	OUVRAGES DIVERS
	OTHER	2			2	AUTRE	
COMMODITY TOTAL		22			22		TOTAL DE MARCHANDISE
MACHINERY NES	U K	99			99	R U	MACHINES NDA
	NORW	57		7	64	NORV	
	U S A			84	84	E-U	
	OTHER			96	98	AUTRE	
COMMODITY TOTAL		156		189	345		TOTAL DE MARCHANDISE
PASS. AUTOS AND CHASSIS	NORW	2		1	3	NORV	VOITURES PART., CHASSIS
	OTHER			2	2	AUTRE	
COMMODITY TOTAL		2		3	5		TOTAL DE MARCHANDISE
MOTOR VEHICLE ENGINES	NORW	6			6	NORV	MOTEURS DE VEH. AUTOM.
SHIPS, AIRCRAFT, MES. VEH.	U S A			1	1	E-U	NAVIRES, AVIONS, VEH. DIV
RUBBER TIRES AND TUBES	U K	2			2	R U	PNEUS, CHAMBRES A AIR
EQUIPMENT MISC.	NORW	68		36	104	NORV	MATERIEL DIVERS
	U S A			11	11	E-U	
	OTHER	190			190	AUTRE	
COMMODITY TOTAL		258		47	305		TOTAL DE MARCHANDISE
PERSONAL, HOUSEHOLD GOODS	NORW	18			18	NORV	ART. PERS. ET MENAGERS
	LIBER			6	6	LIBER	
	U S A			10	10	E-U	
	OTHER			1	1	AUTRE	
COMMODITY TOTAL		18		23	41		TOTAL DE MARCHANDISE
MISC. END PRODUCTS NES	U K	6			6	R U	PRODUITS FINIS DIV. NDA
	NGRW			1	1	NORV	
	U S A			39	39	E-U	
COMMODITY TOTAL		6		40	46		TOTAL DE MARCHANDISE
GENERAL CARGO	NORW	1			1	NORV	MARCHANDISES DIVERSES
CONTAINERIZED FREIGHT	U K			174	174	R U	FRET CONTENEURESE
	GER	1,394			1,394	ALL	
	NORW			16	16	NORV	
	LIBER	2,276			2,276	LIBER	
	U S A			728	728	E-U	
	OTHER	2,302		638	2,940	AUTRE	
COMMODITY TOTAL		5,972		1,556	7,528		TOTAL DE MARCHANDISE
COUNTRY/REGION TOTAL		262,003*	*	59,303*	321,306*		TOTAL DE PAYS/REGION
PORT. ASIA							ASIE PORT.
CONTAINERIZED FREIGHT	JAPAN	221			221	JAPON	FRET CONTENEURESE
COUNTRY/REGION TOTAL		221*	*	*	221*		TOTAL DE PAYS/REGION
TAIWAN							TAIWAN
VEGETABLE PREP. NES	NORW	1			1	NORV	PREP. DE LEGUMES NDA
DIST. ALCOHOLIC BEV.	NORW	5			5	NORV	BOISS. ALCOOL. DIST.
RAW HIDES AND SKINS	LIBER			341	341	LIBER	PEAUX ET CUIRS BRUT
	U S A			57	57	E-U	
	OTHER			657	657	AUTRE	
COMMODITY TOTAL				1,055	1,055		TOTAL DE MARCHANDISE
IRON AND STEEL SCRAP	U K		9,520		9,520	R U	DECHETS DE FER, CACIER
ASBESTOS	U S A			80	80	E-U	AMIANTE
SULPHUR IN ORES	GREEK			23,911	23,911	GRECQ	SOUFRE EN MINERAI
	LIBER			107,417	107,417	LIBER	
	OTHER			12,345	12,345	AUTRE	
COMMODITY TOTAL				143,673	143,673		TOTAL DE MARCHANDISE
CRUDE NON-MET. MIN. NES	LIBER			63	63	LIBER	MIN. NON-MET. BRUTS NDA
WASTE AND SCRAP NES	U S A			127	127	E-U	DECHETS ET REBUTS NDA
VENEER, PLYWOOD	LIBER			1,200	1,200	LIBER	PLACAGES, CONTRE-PLAQ.
WOOD FAB. MATERIALS	LIBER			189	189	LIBER	DEMI-PRODUITS EN BOIS
PULP	NORW			3,069	3,069	NORV	PATE
	U S A			306	306	E-U	
COMMODITY TOTAL				3,375	3,375		TOTAL DE MARCHANDISE
ANIMAL OILS, EXC. MARINE	U S A			1,907	1,907	E-U	HUIL. ANIM. SAUF AN. MAR.
INORGANIC CHEMS. NES	OTHER	5			5	AUTRE	PROD. CHIM. INORG. NDA
POTASH	LIBER			79,182	79,182	LIBER	POTASSE
	OTHER			61,904	61,904	AUTRE	
COMMODITY TOTAL				141,086	141,086		TOTAL DE MARCHANDISE
ALUMINUM	NORW			165	165	NORV	ALUMINIUM
	LIBER			472	472	LIBER	
	OTHER			236	236	AUTRE	
COMMODITY TOTAL				1,573	1,573		TOTAL DE MARCHANDISE

TABLE 1. CARGOES LOADED AT CANADIAN PORTS FOR FOREIGN COUNTRIES, IN 1974.

TABLEAU 1. MARCHANDISES CHARGÉES DANS LES PORTS CANADIENS A DESTINATION DE PAYS ÉTRANGERS, EN 1974.

COUNTRY OF DESTINATION AND KIND OF CARGO	REGISTRY OF VESSEL	ATLANTIC ATLANTIQUE	GREAT LAKES GRANDS LACS	PACIFIC PACIFIQUE	TOTAL TOTAL	IMMATIC. DU NAVIRE	PAYS DE DESTINATION ET MARCHANDISE
TAIWAN CONT.							TAIWAN SUITE
LEAD AND ALLOYS	U S A			55	55	E-U	PLOMB ET ALLIAGES
ZINC AND ALLOYS	NORW			50	50	NORV	ZINC ET ALLIAGES
	U S A			1,177	1,177	E-U	
COMMODITY TOTAL				1,227	1,227		TOTAL DE MARCHANDISE
GLASS BASIC PRODUCTS	NORW	3			3	NORV	OUVR. DE BASE EN VERRE
MACHINERY NES	OTHER			1	1	NORV	MACHINES NDA
	OTHER			60	60	AUTRE	
COMMODITY TOTAL				61	61		TOTAL DE MARCHANDISE
PASS. AUTOS AND CHASSIS	U S A			1	1	E-U	VOITURES PART., CHASSIS
	OTHER			1	1	AUTRE	
COMMODITY TOTAL				2	2		TOTAL DE MARCHANDISE
EQUIPMENT MISC.	OTHER			23	23	AUTRE	MATERIEL DIVERS
PERSONAL, HOUSEHOLD GOODS	LIBER			2	2	LIBER	ART. PERS. ET MENAGERS
	U S A			1	1	E-U	
COMMODITY TOTAL				3	3		TOTAL DE MARCHANDISE
CONTAINERS, CLOSURES	OTHER			39	39	AUTRE	CONTENEURS, FERMETURES
MISC. END PRODUCTS NES	NORW	1			1	NORV	PRODUITS FINIS DIV. NDA
CONTAINERIZED FREIGHT	U K			248	248	R U	FRET CONTENEURESE
	GER	2,948			2,948	LIBER	
	LIBER	4,101			4,192	E-U	
	U S A			2	2	AUTRE	
	OTHER	4,864		714	5,578		
COMMODITY TOTAL		11,913		1,055	12,968		TOTAL DE MARCHANDISE
COUNTRY/REGION TOTAL		11,928*	9,520*	296,793*	318,241*		TOTAL DE PAYS/REGION
THAILAND							THAÏLANDE
FISH, FRESH OR FROZEN	U S A			1	1	E-U	POISSON, FRAIS OU CONG.
WHEAT FLOUR	U S A			270	270	E-U	FARINE DE BLE
	OTHER			575	575	AUTRE	
COMMODITY TOTAL				845	845		TOTAL DE MARCHANDISE
APPLES	U S A			92	92	E-U	POMMES
SYRUP	NORW	3			3	NORV	SIRCP
MISC. FOOD PREP. NES	U K	5			5	R U	DIV. PREP. ALIM. NDA
	NORW	2			2	NORV	
COMMODITY TOTAL		7		1	7		TOTAL DE MARCHANDISE
CRUDE ANIMAL PROD. NES	U S A					E-U	PR. BRUTS D'ANIM. NDA
IRON AND STEEL SCRAP	OTHER		12,257		12,257	AUTRE	DECHETS DE FER, CACIER
ASBESTOS	U K	356			356	R U	AMIANTE
	GREEK	500			500	GRECQ	
	NORW	2,597			2,597	NORV	
	OTHER	2,355		4,935	7,290	AUTRE	
COMMODITY TOTAL		5,808		4,935	10,743		TOTAL DE MARCHANDISE
SULPHUR IN DRES	GREEK			4,614	6,614	GRECQ	SOUFRE EN MINERAL
	OTHER			2,315	2,315	AUTRE	
COMMODITY TOTAL				8,929	8,929		TOTAL DE MARCHANDISE
CRUDE NON-MET. MIN. NES	NORW	104			104	NORV	MIN. NON-MET. BRUTS NDA
WASTE AND SCRAP NES	OTHER			30	30	AUTRE	DECHETS ET REBUTS NDA
PULP	NORW	22			22	NORV	PATE
	U S A			804	804	E-U	
	OTHER			12,820	12,820	AUTRE	
COMMODITY TOTAL		22		13,624	13,646		TOTAL DE MARCHANDISE
NEWSPRINT PAPER	GREEK	3,998			3,998	GRECQ	PAPIER JOURNAL
	NORW	1,823			1,823	NORV	
	PANAM	5,038	558		5,596	PANAM	
	OTHER	3,896		363	4,259	AUTRE	
COMMODITY TOTAL		14,755	558	363	15,676		TOTAL DE MARCHANDISE
PAPER NES	U S A			1,014	1,014	E-U	PAPIER NDA
	OTHER			165	167	AUTRE	
COMMODITY TOTAL				1,179	1,181		TOTAL DE MARCHANDISE
TEXTILE FAB. MTL NES	NORW				1	NORV	OUVR. EN MAT. TEXT. NDA
FERTILIZERS NES	LIBER			6,064	6,064	LIBER	ENGRAIS CHIMIQUE NDA
	PANAM			11,468	11,468	PANAM	
COMMODITY TOTAL				17,532	17,532		TOTAL DE MARCHANDISE
PLASTIC MATERIALS	NORW	24			24	NORV	MATIERES PLASTIQUES
PLATE & SHEET STEEL	PANAM		2,454		2,454	PANAM	TOLES, FEUILLES CACIER
	OTHER	1,241	11,130		12,371	AUTRE	
COMMODITY TOTAL		1,241	13,584		14,825		TOTAL DE MARCHANDISE
STRUCTURAL SHAPES	NORW	183			183	NORV	PROFILES DE CONSTRUCT.
	PANAM		3,598		3,598	PANAM	
COMMODITY TOTAL		183	3,598		3,781		TOTAL DE MARCHANDISE
RAILS & TRACK MATERIAL	U K				3	R U	PAIS, MAT. VOIE FERREE
WIRE	U S A			4	4	E-U	FIL METALLIQUE
ALUMINUM	NORW			396	396	NORV	ALUMINIUM
	OTHER			1,141	1,141	AUTRE	
COMMODITY TOTAL				1,537	1,537		TOTAL DE MARCHANDISE
COPPER AND ALLOYS	NORW	139			139	NORV	CUIVRE ET ALLIAGES
LEAD AND ALLOYS	U S A			1,598	1,598	E-U	PLOMB ET ALLIAGES
ZINC AND ALLOYS	U S A			1,072	1,072	E-U	ZINC ET ALLIAGES
METAL FAB. BASIC PROD.	U S A			7	7	E-U	OUVR. DE BASE EN METAL
BRICKS, TILES NES	NORW	136			136	NORV	BRICKES, TILES NDA
NON-MET. MIN. BASIC PROD	NORW	7			7	NORV	PROD. MIN. NON-MET. BASE
MISC. FABRICATED PROD.	NORW	14			14	NORV	OUVRAGES DIVERS
TRACTORS	NORW	28			28	NORV	TRACTEURS
MACHINERY NES	U K	31			31	E-U	MACHINES NDA

TABLE 1. CARGOES LOADED AT CANADIAN PORTS FOR FOREIGN COUNTRIES, IN 1976.

TABLEAU 1. MARCHANDISES CHARGÉES DANS LES PORTS CANADIENS A DESTINATION DE PAYS ÉTRANGERS, EN 1976.

COUNTRY OF DESTINATION AND KIND OF CARGO	REGISTRY OF VESSEL	ATLANTIC ATLANTIQUE	GREAT LAKES GRANDS LACS	PACIFIC PACIFIQUE	TOTAL TOTAL	IMMATIC. DU NAVIRE	PAYS DE DESTINATION ET MARCHANDISE
THAILAND	CONT.						THAÏLANDE
COMMODITY TOTAL	NORW	450			450	NORV	SUITE
RUBBER TIFES AND TUBES	U K	481			481	P U	TOTAL DE MARCHANDISE
EQUIPMENT MISC.	U K	7			7	R U	PNEUS, CHAMBRES A AIR
	NORW	4			4	R U	MATERIEL OUVERS
	U S A	729			729	NORV	
COMMODITY TOTAL		733		1	734	E-U	
PERSONAL, HSEHOLD GOODS	NORW	23		1	33	NORV	TOTAL DE MARCHANDISE
CONTAINERS, CLOSURES	CTHER			1	1	AUTRE	ART. PERS. ET MENAGERS
MISC. END PRODUCTS NES	NORW	8			8	NORV	CONTENEURS, FERMETURES
	OTHER			23	23	AUTRE	PRODUITS FINIS DIV. NDA
COMMODITY TOTAL		8		23	31		
GENERAL CARGO	NORW	12			12	NORV	TOTAL DE MARCHANDISE
CONTAINERIZED FREIGHT	U S A			69	69	E-U	MARCHANDISES DIVERSES
							FRET CONTENEURESE
COUNTRY/REGION TOTAL		23,751*	29,997*	51,843*	105,591*		TOTAL DE PAYS/REGION
USSR - PACIFIC							URSS-PACIFIQUE
BARLEY	OTHER			56,105	56,105	AUTRE	ORGE
WHEAT	CTHER			348,514	348,514	AUTRE	BLE
PASS. AUTOS AND CHASSIS	OTHER			2	2	AUTRE	VOITURES PART., CHASSIS
SHIPS, AIRCRAFT, MIS. VEF	OTHER			18	18	AUTRE	NAVIRES, AVIONS, VEF. DIV
MISC. END PRODUCTS NES	CTHER			12	12	AUTRE	PRODUITS FINIS DIV. NDA
COUNTRY/REGION TOTAL		*	*	404,651*	404,651*		TOTAL DE PAYS/REGION
AUSTRALIA							AUSTRALIE
MEAT AND MEAT PREP. NES	U S A			1	1	E-U	VIANDES ET PREP. NDA
FISH, FRESH OR FROZEN	U K			22	22	R U	VIANDES ET PREP. NDA
	GER			17	17	ALL	POISSON, FRAIS OU CONG.
	U S A			75	75	E-U	
	OTHER			12	12	AUTRE	
COMMODITY TOTAL				126	126		TOTAL DE MARCHANDISE
FISH, SALTED OR CURED	U S A			1	1	E-U	POISSON, SALE OU FUME
FISH, CANNED	U S A			2	2	R U	POISSON EN BOITES
	GER			71	71	ALL	
	NORW			1	1	NORV	
	SWEDN			1	1	SUEDE	
	U S A			134	134	E-U	
	OTHER			19	19	AUTRE	
COMMODITY TOTAL				228	228		TOTAL DE MARCHANDISE
SHELL FISH, NES	NORW			63	63	NORV	MOLLUSQUES CRUST. NDA
	SWEDN	2			2	SUEDE	
COMMODITY TOTAL		2		63	65		TOTAL DE MARCHANDISE
RYE	U S A			3,627	3,627	E-U	TOTAL DE MARCHANDISE
FRUITS, PREP. CANNED	U K			1	1	R U	SEIGLE
	GER			20	20	ALL	FRUITS PREP. EN ECITE
	SWEDN			4	4	SUEDE	
COMMODITY TOTAL				25	25		TOTAL DE MARCHANDISE
MISC. FOOD PREP. NES	SWEDN			1	1	SUEDE	DIV. PREP. ALIM. NDA
OIL SEEDS, NUTS NES	SWEDN			3	3	SUEDE	GRAINES, NCIX OLEAG. NDA
	OTHER			6	6	AUTRE	
COMMODITY TOTAL				9	9		TOTAL DE MARCHANDISE
IRON ORE AND CONC	DENMK			16,385	16,385	DANMK	MINERAI, CONC. DE FER
	GREEK			15,846	15,846	GRECC	
COMMODITY TOTAL				32,231	32,231		TOTAL DE MARCHANDISE
DRES AND CONC. NES	GER			22	22	ALL	MINERAIS ET CONC. NDA
ASBESTOS	U K			5,057	5,057	R U	AMIANTE
	NORW			4,131	4,131	NORV	
	SWEDN			5,371	5,371	SUEDE	
	CTHER			6,329	6,329	AUTRE	
COMMODITY TOTAL				20,888	20,888		TOTAL DE MARCHANDISE
SULPHUR IN ORES	U K			154,888	154,888	R U	SOUFRE EA MINERAI
	GREEK			49,134	49,134	GRECC	
	NORW			20,424	20,424	NORV	
	LIBER			27,482	27,482	LIBER	
COMMODITY TOTAL				251,928	251,928		TOTAL DE MARCHANDISE
LUMBER AND TIMBER	U K			48,936	48,936	R U	BOIS D'OEUVRE ET CHARP.
	GER			42	42	ALL	
	NORW			20	20	NORV	
	SWEDN			11,192	11,192	SUEDE	
	LIBER			36,865	36,865	LIBER	
	PANAM			52,114	52,114	PANAM	
	U S A			2,680	2,680	E-U	
	OTHER			46,355	46,355	AUTRE	
COMMODITY TOTAL				198,204	198,204		TOTAL DE MARCHANDISE
SHINGLES AND SHAKES	U K			34	34	R U	BARDEAUX, BARDE. FACADE
	SWEDN			16	16	SUEDE	
	LIBER			722	722	LIBER	
	PANAM			118	118	PANAM	
	U S A			368	368	E-U	
	OTHER			69	69	AUTRE	
COMMODITY TOTAL				1,327	1,327		TOTAL DE MARCHANDISE
VEHEEX, PLYWOOD	U K			1,813	1,813	R U	PLACAGES, CONTRE-PLAQ.

TABLE 1. CARGOES LOADED AT CANADIAN PORTS FOR FOREIGN COUNTRIES, IN 1976.

TABLEAU 1. MARCHANDISES CHARGÉES DANS LES PORTS CANADIENS A DESTINATION DE PAYS ÉTRANGERS, EN 1976.

COUNTRY OF DESTINATION AND KIND OF CARGO	REGISTRY OF VESSEL	ATLANTIC ATLANTIQUE	GREAT LAKES GRANDS LACS	PACIFIC PACIFIQUE	TOTAL TOTAL	IMMATIC. DU NAVIRE	PAYS DE DESTINATION ET MARCHANDISE
AUSTRALIA CONT.							AUSTRALIE SUITE
	LIBER			103	103	LIBER	
	OTHEP			30	30	AUTRE	
COMMODITY TOTAL				1,952	1,952		TOTAL DE MARCHANDISE
PULP	U K			3,300	3,300	R U	PATE
	SWEDN			714	714	SUEDE	
	LIBER			2,091	2,091	LIBER	
	PANAM			16,132	16,132	PANAM	
	U S A			18,894	18,894	E-U	
	OTHER			10,434	10,434	AUTRE	
COMMODITY TOTAL				51,565	51,565		TOTAL DE MARCHANDISE
NEWSPRINT PAPER	U K	28,945		7,202	36,147	R U	PIER JOURNAL
	GER	18,404			18,404	ALL	
	GREEK	6,664			6,664	GRECC	
	NORW			19,553	19,553	NORW	
	SWEDN	3,820		2,782	6,602	SUEDE	
	LIBER			386	386	LIBER	
	PANAM			22,639	22,639	PANAM	
	OTHER			3,927	3,927	AUTRE	
COMMODITY TOTAL		57,833		56,489	114,322		TOTAL DE MARCHANDISE
PAPER NES	U K			3	3	R U	PIER NDA
	GER			6	6	ALL	
	SWEDN	3			3	SUEDE	
	OTHER			7	7	AUTRE	
COMMODITY TOTAL		3		16	19		TOTAL DE MARCHANDISE
PAPERBOARD	U K			375	375	R U	CARTON
TEXTILE FAB.MTL NES	GER			12	12	ALL	OUVR.EN MAT.TEXT.NDA
OILS,FATS,WAXES NES	U K			36	36	R U	HUIL.MAT.GRAS.CIRE NDA
	SWEDN			36	36	SUEDE	
COMMODITY TOTAL				72	72		TOTAL DE MARCHANDISE
INDRGNIC CHEMS. NES	SWEDN			22	22	SUEDE	PROD.CHIM.INDRG.NDA
ORGANIC CHEMICALS NES	U K			1	1	R U	PROD.CHIM.ORGAN.NDA
	SWEDN			1	1	SUEDE	
	OTHER			18	18	AUTRE	
COMMODITY TOTAL				20	20		TOTAL DE MARCHANDISE
POTASH	U K			58,075	58,075	R U	POTASSE
	GREEK			26,320	26,320	GRECC	
	NORW			20,176	20,176	NORW	
	U S A			2,826	2,826	E-U	
COMMODITY TOTAL				107,397	107,397		TOTAL DE MARCHANDISE
AGRICULTURAL CHEMICALS	U K			11	11	R U	PROD.CHIM.AGRICCLES
	SWEDN			12	12	SUEDE	
COMMODITY TOTAL				23	23		TOTAL DE MARCHANDISE
PLASTIC MATERIALS	U K			1	1	R U	MATIERES PLASTIQUES
	SWEDN	3			3	SUEDE	
	U S A			3	3	E-U	
COMMODITY TOTAL		3		4	7		TOTAL DE MARCHANDISE
GASOLINE	LIBER	28,653			28,653	LIBER	ESSENCE
	OTHER	51,261			51,261	AUTRE	
COMMODITY TOTAL		79,914			79,914		TOTAL DE MARCHANDISE
COKE	LIBER			31,411	31,411	LIBER	COKE
CASTINGS,FORGINGS	U S A			1	1	E-U	MOUL.PIECES FORGEES
WIRE	SWEDN	27			27	SUEDE	FIL METALLIQUE
	OTHER			19	19	AUTRE	
COMMODITY TOTAL		27		19	46		TOTAL DE MARCHANDISE
ALUMINUM	GER			1	1	ALL	ALUMINIUM
COPPER AND ALLOYS	U K			15	15	R U	CUIVRE ET ALLIAGES
NICKEL AND ALLOYS	GER			3	3	ALL	NICKEL ET ALLIAGES
NON-FERREOUS METALS NES	OTHER			22	22	AUTRE	METAUX NON-FERREUX NDA
METAL FAB.BASIC PROD.	U K			18	18	R U	OUVR.DE BASE EN METAL
	GER			42	42	ALL	
	SWEDN			10	10	SUEDE	
	U S A			12	12	E-U	
	OTHER			42	42	AUTRE	
COMMODITY TOTAL				124	124		TOTAL DE MARCHANDISE
BRICKS,TILES NES	U K			255	255	R U	BRIQUES,TUILES NDA
TRACTORS	U K	133			466	R U	TRACTEURS
	SWEDN	238			471	SUEDE	
	OTHER			226	226	AUTRE	
COMMODITY TOTAL		371		1,163	1,534		TOTAL DE MARCHANDISE
MACHINERY NES	U K	535		171	706	R U	MACHINES NDA
	GER			276	276	ALL	
	NORW			77	77	NORW	
	SWEDN	592			1,101	SUEDE	
	U S A			323	323	E-U	
	OTHER	200		840	1,040	AUTRE	
COMMODITY TOTAL		1,327		2,196	3,523		TOTAL DE MARCHANDISE
PASS.AUTOS AND CHASSIS	U K			2	2	R U	VOITURES PART.,CHASSIS
	NORW			2	2	NORW	
	SWEDN	112			112	SUEDE	
	U S A			1	1	E-U	
	OTHER			1	1	AUTRE	
COMMODITY TOTAL		112		6	118		TOTAL DE MARCHANDISE
BUSES AND CHASSIS	U K			1	1	R U	AUTOBUS ET CHASSIS
	OTHER			142	142	AUTRE	
COMMODITY TOTAL				143	143		TOTAL DE MARCHANDISE
TRUCKS AND CHASSIS	U K	4			4	R U	CAMIONS ET CHASSIS

TABLE 1. CARGES LOADED AT CANADIAN PORTS FOR FOREIGN COUNTRIES, IN 1976.

TABLEAU 1. MARCHANDISES CHARGÉES DANS LES PORTS CANADIENS A DESTINATION DE PAYS ÉTRANGERS, EN 1976.

COUNTRY OF DESTINATION AND KIND OF CARGO	REGISTRY OF VESSEL	ATLANTIC ATLANTIQUE	GREAT LAKES GRANDS LACS	PACIFIC PACIFIQUE	TOTAL TOTAL	IMMATIC. DU NAVIRE	PAYS DE DESTINATION ET MARCHANDISE
AUSTRALIA CCNT.							AUSTRALIE SUITE
	NORW			157	157	NOPV	
	OTHER			173	173	AUTRE	
COMMODITY TOTAL		4		338	342		TOTAL DE MARCHANDISE
MOTOR VEHICLE ENGINES	U K	136			136	R U	MOTEURS DE VEH.AUTOM.
	NORW			70	70	NORV	
	SWEDN	66			66	SUEDE	
	U S A			2	2	E-U	
COMMODITY TOTAL		202		72	274		TOTAL DE MARCHANDISE
ROAD MOTOR VEH. NES	U K			6	6	R U	VEH.AUTOM.ROUTIERS NDA
SHIPS,AIRCRAFT,MIS.VEH	U K			1	1	R U	NAVIRES,AVIONS,VEH.DIV
	SWEDN			1	1	SUEDE	
COMMODITY TOTAL				2	2		TOTAL DE MARCHANDISE
RUBBER TIRES AND TUBES	SWEDN	7			7	SUEDE	PNEUS, CHAMBRES A AIR
EQUIPMENT MISC.	U K	10			10	R U	MATERIEL DIVERS
	GER			12	12	ALL	
	SWEDN	36			36	SUEDE	
	U S A			56	56	E-U	
COMMODITY TOTAL		46		68	114		TOTAL DE MARCHANDISE
PERSONAL,HSEHOLD GOODS	U K			2	2	R U	ART.PERS.ET MENAGERS
	GER			42	42	ALL	
	NORW			18	18	NORV	
	SWEDN	6			7	SUEDE	
	U S A			16	16	E-U	
COMMODITY TOTAL		6		79	85		TOTAL DE MARCHANDISE
MISC. END PRODUCTS NES	U K			23	23	R U	PRODUITS FINIS DIV.NDA
	GER			42	42	ALL	
	NORW			162	162	NORV	
	U S A			13	13	E-U	
COMMODITY TOTAL				240	240		TOTAL DE MARCHANDISE
GENERAL CARGO	U K			95	95	R U	MARCHANDISES DIVERSES
	GER			5	5	ALL	
	SWEDN			738	738	SUEDE	
	OTHER			354	354	AUTRE	
COMMODITY TOTAL				1,192	1,192		TOTAL DE MARCHANDISE
CONTAINERIZED FREIGHT	U K	50,875			50,875	R U	FRET CONTENEURESE
	GER	32,178			32,749	ALL	
	NORW			306	306	NORV	
	SWEDN	31,397			31,397	SUEDE	
	OTHER	10,166			10,166	AUTRE	
COMMODITY TOTAL		124,616		877	125,493		TOTAL DE MARCHANDISE
COUNTRY/REGION TOTAL		264,473*		764,861*	1,029,334*		TOTAL DE PAYS/REGION
FIJI							FIDJI
FISH,CANNED	U K			13	13	R U	POISSON EN BOITES
	U S A			3	3	E-U	
COMMODITY TOTAL				16	16		TOTAL DE MARCHANDISE
APPLES	U K			10	10	R U	POMMES
FRESH FRUITS,BERRIES	U K			4	4	R U	FRUITS, BAIES FRAIS
VEGETABLE PREP.NES	U K			13	13	R U	PREP. DE LEGUMES NDA
SUGAR, NES	U S A			83	83	E-U	SUCRE, NDA
MISC.FOOD PREP.NES	U K			4	4	R U	DIV.PREP.ALIM.NDA
CONC.COMPLETE FEEDS	U K			8	8	R U	CONC.,PREV.COMPLETES
DIST.ALCOHOLIC BEV.	U K			3	3	R U	BOISS.ALCOOL.DIST.
SHINGLES AND SHAKES	U K			8	8	R U	BARDEAUX,BARD.FACADE
NEWSPRINT PAPER	U K			20	20	R U	PAPIER JOURNAL
	SWEDN			6	6	SUEDE	
COMMODITY TOTAL				26	26		TOTAL DE MARCHANDISE
PAPER NES	U K			149	149	R U	PAPIER NDA
	U S A			1	1	E-U	
COMMODITY TOTAL				150	150		TOTAL DE MARCHANDISE
AGRICULTURAL CHEMICALS	U K			7	7	R U	PROD.CHIM.AGRICOLES
DYESTUFF,PIGMENT,PAINT	U K			3	3	R U	MAT.COLOR.PIG.PEINTURE
METAL FAB.BASIC PROD.	U K			2	2	R U	OUVR.DE BASE EN METAL
TRACTORS	U K			34	34	R U	TRACTEURS
MACHINERY NES	U K			4	4	R U	MACHINES NDA
PASS.AUTOS AND CHASSIS	U K			1	1	R U	VOITURES PART.,CHASSIS
MOTDR VEHICLE ENGINES	U K			7	7	R U	MOTEURS DE VEH.AUTOM.
ROAD MOTOR VEH. NES	U K			2	2	R U	VEH.AUTOM.ROUTIERS NDA
SHIPS,AIRCRAFT,MIS.VEH	U K			1	1	R U	NAVIRES,AVIONS,VEH.DIV
RUBBER TIRES AND TUBES	U K			2	2	R U	PNEUS, CHAMBRES A AIR
EQUIPMENT MISC.	U K			25	25	R U	MATERIEL DIVERS
PERSONAL,HSEHOLD GOODS	U K			288	288	R U	ART.PERS.ET MENAGERS
MISC. END PRODUCTS NES	U K			9	9	R U	PRODUITS FINIS DIV.NDA
GENERAL CARGO	U K			6	6	R U	MARCHANDISES DIVERSES
COUNTRY/REGION TOTAL				716*	716*		TOTAL DE PAYS/REGION
NEW ZEALAND							NOUV.- ZELANDE
MEAT,FRESH OR FROZEN	GER			54	54	ALL	VIANDE,FRAICHE / CONG.
	U S A			89	89	E-U	
COMMODITY TOTAL				143	143		TOTAL DE MARCHANDISE
FISH,SALTED OR CURED	GER			7	7	ALL	POISSON, SALE OU FUME
FISH,CANNED	U K			312	312	R U	POISSON EN BOITES

TABLE 1. CARGOES LOADED AT CANADIAN PORTS FOR FOREIGN COUNTRIES, IN 1974.

TABLEAU 1. MARCHANDISES CHARGÉES DANS LES PORTS CANADIENS A DESTINATION DE PAYS ÉTRANGERS, EN 1974.

COUNTRY OF DESTINATION AND KIND OF CARGO	REGISTRY OF VESSEL	ATLANTIC	GREAT LAKES	PACIFIC	TOTAL	IMMATIC. DU NAVIRE	PAYS DE DESTINATION ET MARCHANDISE
		ATLANTIQUE	GRANDS LACS	PACIFIQUE	TOTAL		
NEW ZEALAND							NOUV.- ZELANDE SUITE
	GER			148	148	ALL	
	U S A			47	47	E-U	
COMMODITY TOTAL				507	507		TOTAL DE MARCHANDISE
SHELL FISH, NES	U K			32	32	R U	MOLLUSQUES CRUST., NDA
APPLES	U K			177	177	R U	POMMES
FRUITS, PREP. CANNED	U S A			1	1	E-U	FRUITS PREP. EN BOITE
DIST. ALCOHOLIC BEV.	U K			5	5	R U	BOISS. ALCOOL. DIST.
SEEDS FOR SOWING NES	U K			11	11	R U	GRAINES DE SEMENCE NDA
ASBESTOS	U K			2,342	2,342	R U	AMIANTE
	U S A			587	587	E-U	
COMMODITY TOTAL				2,929	2,929		TOTAL DE MARCHANDISE
STONE, CRUDE NES	U K			2	2	R U	PIERRE ÉPUTE NDA
SULPHUR IN ORES	GREEK			56,432	56,432	GRECO	SOUFRE EN MINÉRAL
	LIBER			110,925	110,925	LIBER	
COMMODITY TOTAL				167,357	167,357		TOTAL DE MARCHANDISE
LUMBER AND TIMBER	U K			1,318	1,318	R U	BOIS D'OEUVRE ET CHARP.
	GER			45	45	ALL	
COMMODITY TOTAL				1,363	1,363		TOTAL DE MARCHANDISE
SHINGLES AND SHAKES	U K			9	9	R U	BARDEAUX, BARD. FACADE
COPPERAGE STOCK	U K			5	5	R U	DEMI-PROD. TONNELLERIE
PULP	U K			59	59	P U	PATE
	U S A			4,111	4,111	E-U	
COMMODITY TOTAL				4,170	4,170		TOTAL DE MARCHANDISE
NEWSPRINT PAPER	U K	6,597			6,597	R U	PAPIER JOURNAL
PAPER NES	U K			1	1	R U	PAPIER NDA
METALLIC SALTS	U K			536	536	R U	SELS METALLIQUES
CHEM. SPECIALTIES NES	U K			7	7	R U	PROD. CHIM. SPECIAUX NDA
	U S A			2	2	E-U	
COMMODITY TOTAL				9	9		TOTAL DE MARCHANDISE
STRUCTURAL SHAPES	U K	13			13	R U	PROFILES DE CONSTRUCT.
PIPES, TUBES: IRON, STEEL	U K			1	1	R U	TUYAUX, TUBES: FER, ACIER
WIRE	U K			17	17	R U	FIL METALLIQUE
	U S A			2	2	E-U	
COMMODITY TOTAL				19	19		TOTAL DE MARCHANDISE
COPPER AND ALLOYS	U K			18	18	R U	CUIVRE ET ALLIAGES
	GER			3	3	ALL	
COMMODITY TOTAL				21	21		TOTAL DE MARCHANDISE
METAL FAB. BASIC PROD.	U K			3	3	P U	OUVR. DE BASE EN METAL
	GER			4	4	ALL	
	U S A			1	1	E-U	
COMMODITY TOTAL				8	8		TOTAL DE MARCHANDISE
NON-MET. MIN. BASIC PROD	GER			1	1	ALL	PROD. MIN. NON-MET. PAYS
TRACTORS	U K	11			82	R U	TRACTEURS
	SWEDN			21	21	SUEDE	
COMMODITY TOTAL				82	114		TOTAL DE MARCHANDISE
MACHINERY NES	U K	1,384			56	R U	MACHINES NDA
	GER				38	ALL	
	SWEDN	47			47	SUEDE	
	U S A				3	E-U	
	OTHER	283			283	AUTRE	
COMMODITY TOTAL		1,714		97	1,811		TOTAL DE MARCHANDISE
PASS. AUTOS AND CHASSIS	U K			43	43	R U	VOITURES PART., CHASSIS
	U S A			11	11	E-U	
COMMODITY TOTAL				54	54		TOTAL DE MARCHANDISE
TRUCKS AND CHASSIS	U K			3	3	R U	CAMIONS ET CHASSIS
	U S A			1	1	E-U	
COMMODITY TOTAL				4	4		TOTAL DE MARCHANDISE
MOTOR VEHICLE ENGINES	U K			3	3	R U	MOTEURS DE VEH. AUTOM.
	GER			5	5	ALL	
	U S A			10	10	E-U	
COMMODITY TOTAL				18	18		TOTAL DE MARCHANDISE
ROAD MOTOR VEH. NES	U K			1	1	R U	VEH. AUTOM. ROUTIERS NDA
EQUIPMENT MISC.	U K	70			27	R U	MATERIEL DIVERS
	GER				30	ALL	
	U S A				6	E-U	
	OTHER	385			385	AUTRE	
COMMODITY TOTAL		455		63	518		TOTAL DE MARCHANDISE
PERSONAL, HOUSEHOLD GOODS	U K			26	26	R U	ART. PERS. ET MENAGERS
	GER			73	73	ALL	
	U S A			8	8	E-U	
COMMODITY TOTAL				107	107		TOTAL DE MARCHANDISE
MISC. END PRODUCTS NES	U K			8	8	R U	PRODUITS FINIS DIV. NDA
	GER			2	2	ALL	
	U S A			1	1	E-U	
COMMODITY TOTAL				11	11		TOTAL DE MARCHANDISE
GENERAL CARGO	U K			6	6	R U	MARCHANDISES DIVERSES
	GER			5	5	ALL	
COMMODITY TOTAL				11	11		TOTAL DE MARCHANDISE
CONTAINERIZED FREIGHT	U K	10,594		121	10,715	R U	FRET CONTENEURESE
	GER	13,986		288	14,274	ALL	
	SWEDN	3,559			3,559	SUEDE	
	OTHER	3,634			3,634	AUTRE	
COMMODITY TOTAL		31,773		409	32,182		TOTAL DE MARCHANDISE
COUNTRY/SECTION TOTAL		33,384		178,373	218,755		TOTAL DE PAYS/SECTION

TABLE 1. CARGOES LOADED AT CANADIAN PORTS FOR FOREIGN COUNTRIES, IN 1976.

TABLEAU 1. MARCHANDISES CHARGÉES DANS LES PORTS CANADIENS A DESTINATION DE PAYS ÉTRANGERS, EN 1976.

COUNTRY OF DESTINATION AND KIND OF CARGO	REGISTRY OF VESSEL	ATLANTIC ATLANTIQUE	GREAT LAKES GRANDS LACS	PACIFIC PACIFIQUE	TOTAL TOTAL	IMMATIC. DU NAVIRE	PAYS DE DESTINATION ET MARCHANDISE
BR. OCEANIA NES CONTAINERS, CLOSURES	U S A			1	1	E-U	OCEANIE BR. NDA CONTENEURS, FERMETURES
COUNTRY/REGION TOTAL		*	*	1*	1*		TOTAL DE PAYS/REGION
FR. OCEANIA FISH, CANNED	SWEDN U S A OTHER			3 43 3	3 43 3	SUEDE E-U AUTRE	OCEANIE FR. POISSON EN BOITES
COMMODITY TOTAL				49	49		TOTAL DE MARCHANDISE
SHELL FISH, NES	U S A			1	1	E-U	MOLLUSQUES CRUST., NDA
APPLES	U S A			27	27	E-U	POMMES
VEGETABLES, FROZEN	U S A			2	2	E-U	LÉGUMES, CONGÉLÉS
SUGAR, NES	U S A			187	187	E-U	SUCRE, NDA
MISC. FOOD PREP. NES	U S A			2	2	E-U	DIV. PREP. ALIM. NDA
CONC. COMPLETE FEEDS	U S A			81	81	E-U	CONC., PROV. COMPLETES
PAPER NES	U S A			1	1	E-U	PAPIER NDA
PAPERBOARD	U S A			8	8	E-U	CARTON
BLEG. PAPER AND BOARD	U S A			3	3	E-U	PLAQ. CONSTR., PAP/CART.
PERSONAL, HOUSEHOLD GOODS	U S A			81	81	E-U	ART. PERS. ET MENAGERS
GENERAL CARGO	SWEDN			3	3	SUEDE	MARCHANDISES DIVERSES
CONTAINERIZED FREIGHT	GER	895			895	ALL	FRET CONTENEUREUSE
COUNTRY/REGION TOTAL		895*	*	445*	1,340*		TOTAL DE PAYS/REGION
U.S. OCEANIA FISH, FRESH OR FROZEN	U S A			3	3	E-U	OCEANIE E-U. POISSON, FRAIS OU CONG.
FISH, CANNED	U S A			7	7	E-U	POISSON EN BOITES
SUGAR, NES	U S A			385	389	E-U	SUCRE, NDA
PULP	U S A			1,556	1,556	E-U	PATE
PAPER NES	U S A			12	12	E-U	PAPIER NDA
PAPERBOARD	U S A			1	1	E-U	CARTON
INORGANIC CHEMS. NES	U S A			4	4	E-U	PROD. CHIM. INORG. NDA
CONTAINERS, CLOSURES	U S A			14	14	E-U	CONTENEURS, FERMETURES
MISC. END PRODUCTS NES	U S A			1	1	E-U	PRODUITS FINIS DIV. NDA
COUNTRY/REGION TOTAL		*	*	1,987*	1,987*		TOTAL DE PAYS/REGION
BANGLADESH MILK POWDER	U K OTHER	67			67	R U AUTRE	BANGLADESH LAIT EN POUDE
COMMODITY TOTAL		67		91	158		TOTAL DE MARCHANDISE
DAIRY PROD. EGGS, HONEY	U K OTHER	56			56	R U AUTRE	PROD. LAIT., ŒUFS, MIEL
COMMODITY TOTAL		56		28	84		TOTAL DE MARCHANDISE
WHEAT	U K GREEK LIBER			79,920 53,041 17,108	79,920 53,041 17,108	R U GRECQ LIBER	BLE
COMMODITY TOTAL				150,069	150,069		TOTAL DE MARCHANDISE
RAPE SEED	GREEK LIBER			9,776 9,358	9,776 9,358	GRECQ LIBER	GRAINE DE COLZA
COMMODITY TOTAL				19,134	19,134		TOTAL DE MARCHANDISE
SULPHUR IN ORES	OTHER			17,014	17,014	AUTRE	SOUFRE EN MINÉRAI
COTTON, TEXTILE WASTE	U K		2		2	R U	DÉCHETS DE COTON, TEXT.
PULP	OTHER			220	220	AUTRE	PATE
BLEG. PAPER AND BOARD	OTHER	24			24	AUTRE	PLAQ. CONSTR., PAP/CART.
TEXTILE FAB. MTL NES	U K	1			1	R U	OUVR. EN MAT. TEXT. NDA
VEG. OILS, FATS NES	LIBER			3,108	3,108	LIBER	HUIL. MAT. GRAS. VEG. NDA
INORGANIC CHEMS. NES	OTHER	2			2	AUTRE	PROD. CHIM. INORG. NDA
POTASH	GREEK LIBER			11,552 11,200	11,552 11,200	GRECQ LIBER	POTASSE
COMMODITY TOTAL				22,752	22,752		TOTAL DE MARCHANDISE
CASTINGS, FORGINGS	U K		198		198	R U	MOUL. PIÈCES FORGÉES
BARNS AND RODS, STEEL	U K	238			238	R U	BARRÉS ET TIGES ACIER
PLATE & SHEET STEEL	U K	125			125	R U	TOLES, FEUILLES D'ACIER
STRUCTURAL SHAPES	U K	636			668	R U	PROFILES DE CONSTRUCT.
RAILS & TRACK MATERIAL	OTHER	1,865	32		1,865	AUTRE	RAILS, MAT. VOIE FERRE
ALUMINUM	U K	1,552			1,552	R U	ALUMINIUM
ZINC AND ALLOYS	OTHER	231		230	461	AUTRE	ZINC ET ALLIAGES
METAL FAB. BASIC PRCD.	U K OTHER	4 1	1		5 1	R U AUTRE	OUVR. DE BASE EN METAL
COMMODITY TOTAL		5	1		6		TOTAL DE MARCHANDISE
MISC. FABRICATED PROD.	U K		36		36	R U	OUVRAGES DIVERS
MACHINERY NES	U K OTHER	18 19			18 19	R U AUTRE	MACHINES NDA
COMMODITY TOTAL		37			37		TOTAL DE MARCHANDISE
RAILWAY ROLLING STOCK	U K OTHER	8 51			8 51	R U AUTRE	MAT. ROUL. DE CH. DE FER
COMMODITY TOTAL		59			59		TOTAL DE MARCHANDISE
PASS. AUTOS AND CHASSIS	GREEK OTHER			1	1	GRECQ AUTRE	VOITURES PART., CHASSIS
COMMODITY TOTAL				2	2		TOTAL DE MARCHANDISE
EQUIPMENT MISC.	U K OTHER	50 13	10		60 13	R U AUTRE	MATÉRIEL DIVERS
COMMODITY TOTAL		63	10		73		TOTAL DE MARCHANDISE

TABLE 1. CARGOES LOADED AT CANADIAN PORTS FOR FOREIGN COUNTRIES, IN 1976.

COUNTRY OF DESTINATION AND KIND OF CARGO		REGISTRY OF VESSEL	ATLANTIC ATLANTIQUE	GREAT LAKES GRANDS LACS	PACIFIC PACIFIQUE	TOTAL TOTAL	IMMATIC. DU NAVIRE	PAYS DE DESTINATION ET MARCHANDISE
BANGLADESH CONT.								BANGLADESH SUITE
PERSONAL, HOUSEHOLD GOODS	U K	3				3	R U	ART. PERS. ET MENAGERS
	OTHER	8			8	16	AUTRE	
COMMODITY TOTAL		11			8	19		TOTAL DE MARCHANDISE
MISC. END PRODUCTS NES	U K	1				1	R U	PRODUITS FINIS DIV. NDA
	OTHER				2	2	AUTRE	
COMMODITY TOTAL		1			2	3		TOTAL DE MARCHANDISE
GENERAL CARGO	U K			9		9	R U	MARCHANDISES DIVERSES
	OTHER	1				1	AUTRE	
COMMODITY TOTAL		1		9		10		TOTAL DE MARCHANDISE
COUNTRY/REGION TOTAL		4,974*	288*	212,658*		217,920*		TOTAL DE PAYS/REGION
GUYANA								GUYANE
MEAT, CURED	NORW	435				435	NORV	VIANDE FUMEE OU SALEE
MEAT AND MEAT PREP. NES	GER	254				254	ALL	VIANDES ET PREP. NDA
	NORW	27				27	NORV	
COMMODITY TOTAL		281				281		TOTAL DE MARCHANDISE
MILK POWDER	GER	11				11	ALL	LAIT EN POUDRE
	NORW	227				227	NORV	
COMMODITY TOTAL		238				238		TOTAL DE MARCHANDISE
DAIRY PROD. EGGS, HONEY	NORW	9				9	NORV	PROD. LAIT., DEUFS, MIEL
WHEAT FLOUR	GER	76				76	ALL	FARINE DE BLE
	NORW	229				229	NORV	
COMMODITY TOTAL		305				305		TOTAL DE MARCHANDISE
MACARONI, CEREAL PROD.	NORW	24				24	NORV	PATES ALIM. PROD. CEREAL
VEGETABLES, FRESH	PANAM	269				269	PANAM	LEGUMES, FRAIS
VEGETABLES, DRIED	NORW	295				295	NORV	LEGUMES, SECS
SPICES	GER	27				27	ALL	EPICES
VINEGAR	NORW	17				17	NORV	VINAIGRE
MISC. FOOD PREP. NES	NORW	43				43	NORV	DIV. PREP. ALIM. NDA
GROUND CEREALS NES	NORW	15				15	NORV	CEREALES MOULEES NDA
CCNC. COMPLETE FEEDS	GER	28				28	ALL	CONC., PREV. COMPLETEES
	NORW	6				6	NORV	
COMMODITY TOTAL		34				34		TOTAL DE MARCHANDISE
DIST. ALCOHOLIC BEV.	NORW	21				21	NORV	BOISS. ALCCOL. DIST.
TOBACCO NES	GER	10				10	ALL	TABACS NDA
SALT	NORW	18				18	NORV	SEL
COTTON, TEXTILE WASTE	GER	44				44	ALL	DECHETS DE COTON, TEXT.
WASTE AND SCRAP NES	NORW	50				50	NORV	DECHETS ET REBUTS NDA
CCCPERAGE STOCK	NORW	165				165	NORV	DEMI-PROD. TONNELLERIE
WOOD FAB. MATERIALS	NORW	142				142	NORV	DEMI-PRODUITS EN BOIS
NEWSPRINT PAPER	GER	770				770	ALL	PAPIER JOURNAL
	NORW	692				692	NORV	
COMMODITY TOTAL		1,462				1,462		TOTAL DE MARCHANDISE
PAPER NES	GER	62				62	ALL	PAPIER NCA
	NORW	1,630				1,630	NORV	
COMMODITY TOTAL		1,692				1,692		TOTAL DE MARCHANDISE
BLDG. PAPER AND BOARD	NORW	8				8	NORV	PLAQ. CONSTR., PAP/CART.
TEXTILE FAB. MTL NES	NORW	24				24	NORV	OUVR. EN MAT. TEXT. NDA
METALLIC SALTS	NORW	67				67	NORV	SELS METALLIQUES
INORGANIC CHEMS. NES	GER	7				7	ALL	PROD. CHIM. INDRG. NDA
	NORW	27				27	NORV	
COMMODITY TOTAL		34				34		TOTAL DE MARCHANDISE
ORGANIC CHEMICALS NES	NORW	20				20	NORV	PROD. CHIM. ORGAN. NDA
EXPLOS., FUSES, CAPS	OTHER	211				211	AUTRE	EXPLOS., AMORCES, DET.
PLASTIC MATERIALS	NORW	2				2	NORV	MATIERES PLASTIQUES
DYESTUFF, PIGMENT, PAINT	GER	4				4	ALL	MAT. COLOR. PIG. PEINTURE
	NORW	3				3	NORV	
COMMODITY TOTAL		7				7		TOTAL DE MARCHANDISE
ASFHALTS, ROAD DILS	NORW	3				3	NORV	ASPHALTE, BITUME LIQ.
BARNS AND ROOS, STEEL	NORW	7				7	NORV	BARRES ET TIGES ACIER
PLATE & SHEET STEEL	NORW	5				5	NORV	TOLES, FEUILLES DACIER
STRUCTURAL SHAPES	NORW	70				70	NORV	PROFILES DE CONSTRUCT.
PIPES, TUBES: IRON, STEEL	NORW	44				44	NORV	TUYAUX, TUBES: FER, ACIER
WIRE	NORW	55				55	NORV	FIL METALLIQUE
ALLUMINIUM	NORW	2				2	NORV	ALUMINIUM
COPPER AND ALLOYS	GER	100				100	ALL	CUIVRE ET ALLIAGES
	NORW	22				22	NORV	
COMMODITY TOTAL		122				122		TOTAL DE MARCHANDISE
NON-FERROUS METALS NES	NORW	4				4	NORV	METAUX NON-FERREUX NDA
METAL FAB. BASIC PROD.	GER	333				333	ALL	OUVR. DE BASE EN METAL
	NORW	25				25	NORV	
COMMODITY TOTAL		358				358		TOTAL DE MARCHANDISE
NON-MET. MIN. BASIC PROD	NORW	9				9	NORV	PROD. MIN. NON-MET. BASE
MACHINERY NES	GER	12				12	ALL	MACHINES NDA
	NORW	80				80	NORV	
COMMODITY TOTAL		92				92		TOTAL DE MARCHANDISE
RAILWAY ROLLING STOCK	NORW	2				2	NORV	MAT. ROL. DE CH. DE FER
PASS. AUTOS AND CHASSIS	NORW	8				8	NORV	VOITURES PART., CHASSIS
TRUCKS AND CHASSIS	NORW	11				11	NORV	CAMIONS ET CHASSIS
MOTOR VEHICLE ENGINES	GER	11				11	ALL	MOTEURS DE VEH. AUTOM.
ROAD MOTOR VEH. NES	NORW	8				8	NORV	VEH. AUTOM. ROUTIERS NDA
RUBBER TIRES AND TUBES	NORW	11				11	NORV	PNEUS, CHAMBRES A AIR
EQUIPMENT MISC.	GER	4				4	ALL	MATERIELES DIVERSES
	NORW	89				89	NORV	

TABLE 1. CARGOES LOADED AT CANADIAN PORTS FOR FOREIGN COUNTRIES, IN 1976.

TABLEAU 1. MARCHANDISES CHARGÉES DANS LES PORTS CANADIENS A DESTINATION DE PAYS ÉTRANGERS, EN 1976.

COUNTRY OF DESTINATION AND KIND OF CARGO	REGISTRY OF VESSEL	ATLANTIC ATLANTIQUE	GREAT LAKES GRANDS LACS	PACIFIC PACIFIQUE	TOTAL TOTAL	IMMATIC. DU NAVIRE	PAYS DE DESTINATION ET MARCHANDISE
GUYANA							GUYANE
CONT. COMMODITY TOTAL		93			93		SUITE TOTAL DE MARCHANDISE
PERSONAL, HOUSEHOLD GOODS	GER	117			117	ALL	ART. PERS. ET MENAGERS
	NORW	46			46	NORW	
COMMODITY TOTAL		163			163		TOTAL DE MARCHANDISE
CONTAINERS, CLOSURES	GER	235			235	ALL	CONTENEURS, FERMETURES
	NORW	249			249	NORW	
COMMODITY TOTAL		484			484		TOTAL DE MARCHANDISE
MISC. END PRODUCTS NES	GER	5			5	ALL	PRODUITS FINIS DIV. NDA
	NORW	5			5	NORW	
COMMODITY TOTAL		10			10		TOTAL DE MARCHANDISE
GENERAL CARGO	NORW	31			31	NORW	MARCHANDISES DIVERSES
CONTAINERIZED FREIGHT	GER	304			304	ALL	FRET CONTENEURESE
	NORW	2,643			2,643	NORW	
COMMODITY TOTAL		2,947			2,947		TOTAL DE MARCHANDISE
COUNTRY/REGION TOTAL		10,519*	*	*	10,519*		TOTAL DE PAYS/REGION
ARGENTINA							ARGENTINE
MILK POWDER	OTHER	23			23	AUTRE	LAIT EN POUDRE
DAIRY PROD., EGGS, HONEY	U S A			1	1	E-U	PROD. LAIT., OEUF, MIEL
POTATOES	SWEDN	3,932			3,932	SUEDE	POMMES DE TERRE
	CTHER	6,323			6,323	AUTRE	
COMMODITY TOTAL		10,255			10,255		TOTAL DE MARCHANDISE
SEEDS FOR SOWING NES	CTHER	33			33	AUTRE	GRAINES DE SEMENCE NDA
LEAD ORE AND CONC.	NORW			5,000	5,000	NORW	MINERAI, CONC. DE PLOMB
ORES AND CONC. NES	U S A			9	9	E-U	MINERAIS ET CONC. NDA
	CTHER	360		11	371	AUTRE	
COMMODITY TOTAL		360		20	380		TOTAL DE MARCHANDISE
ASBESTOS	NORW			392	392	NORW	AMIANTE
	LIBER			150	150	LIBER	
	U S A			192	192	E-U	
	CTHER	10,012		2,310	12,322	AUTRE	
COMMODITY TOTAL		10,012		3,044	13,056		TOTAL DE MARCHANDISE
CLAY MATERIALS NES	CTHER	2			2	AUTRE	MATIERES ARGIL. NDA
SULPHUR IN ORES	GREEK			19,836	19,836	GREQ	SOUFRE EN MINERAL
	PANAM			13,235	13,235	PANAM	
	CTHER			38,069	38,069	AUTRE	
COMMODITY TOTAL				71,140	71,140		TOTAL DE MARCHANDISE
LUMBER AND TIMBER	NORW			215	215	NORW	BOIS D'OEUVRE ET CHARP.
	LIBER			336	336	LIBER	
	OTHER			17	17	AUTRE	
COMMODITY TOTAL				568	568		TOTAL DE MARCHANDISE
PULP	NORW			2,740	2,740	NORW	PATE
	LIBER			900	900	LIBER	
	OTHER	107		1,878	1,985	AUTRE	
COMMODITY TOTAL		107		5,510	5,625		TOTAL DE MARCHANDISE
NEWSPRINT PAPER	GREEK	987			987	GREQ	PAPIER JOURNAL
	NORW			3,584	3,584	NORW	
	LIBER			1,477	1,477	LIBER	
	OTHER	18,964		13,954	32,918	AUTRE	
COMMODITY TOTAL		19,951		19,015	38,966		TOTAL DE MARCHANDISE
PAPER NES	OTHER	5			5	AUTRE	PAPIER NDA
TEXTILE FAB. MTL NES	OTHER	1			1	AUTRE	OUVR. EN MAT. TEXT. NDA
INORGANIC CHEMS. NES	CTHER	47			47	AUTRE	PROD. CHIM. INORG. NDA
ORGANIC CHEMICALS NES	U S A			102	102	E-U	PROD. CHIM. ORGAN. NDA
	OTHER	29		129	158	AUTRE	
COMMODITY TOTAL		29		231	260		TOTAL DE MARCHANDISE
PLASTIC MATERIALS	OTHER	290			290	AUTRE	MATIERES PLASTIQUES
CHEM. SPECIALTIES NES	CTHER	57			57	AUTRE	PROD. CHIM. SPECIAUX NDA
FERRO-ALLOYS	OTHER	5			5	AUTRE	FERRO-ALLIAGES
PLATE & SHEET STEEL	OTHER	105			105	AUTRE	TOLES, FEUILLES CACIER
STRUCTURAL SHAPES	OTHER	43			43	AUTRE	PROFILES DE CONSTRUCT.
PIPS, TUBES, IRON, STEEL	OTHER	106			106	AUTRE	TUYAUX, TUBES FER, ACIER
WIRE	OTHER			4	4	AUTRE	FIL METALLIQUE
ALUMINUM	OTHER	632		22	654	AUTRE	ALUMINIUM
COPPER AND ALLOYS	OTHER	25			25	AUTRE	CUivre ET ALLIAGES
NICKEL AND ALLOYS	U S A			10	10	E-U	NICKEL ET ALLIAGES
	OTHER	38		2	40	AUTRE	
COMMODITY TOTAL		38		12	50		TOTAL DE MARCHANDISE
METAL FAB. BASIC PROD.	OTHER	144		4	148	AUTRE	OUVR. DE BASE EN METAL
GLASS BASIC PRODUCTS	CTHER	134			134	AUTRE	OUVR. DE BASE EN VERRE
CEMENT	CTHER	60			60	AUTRE	CIMENT
NON-MET. MIN. BASIC PROD	OTHER			3	3	AUTRE	PRDO. MIN. NON-MET. BASE
MISC. FABRICATED PROD.	OTHER	2			2	AUTRE	OUVRAGES DIVERS
MACHINERY NES	CTHER	153			153	AUTRE	MACHINES NDA
PASS. AUTOS AND CHASSIS	OTHER	2			2	AUTRE	VOITURES PART., CHASSIS
MOTOR VEHICLE ENGINES	OTHER	1,430			1,430	AUTRE	MOTEURS DE VEH. AUTOM.
RUBBER TIRES AND TUBES	OTHER	1			1	AUTRE	PNEUS, CHAMBRES A AIR
EQUIPMENT MISC.	U S A			1	1	E-U	MATERIEL DIVERS
	OTHER	176			176	AUTRE	
COMMODITY TOTAL		176		1	177		TOTAL DE MARCHANDISE
PERSONAL, HOUSEHOLD GOODS	U S A	30		3	33	E-U	ART. PERS. ET MENAGERS
	OTHER	30		7	37	AUTRE	
COMMODITY TOTAL		30		7	37		TOTAL DE MARCHANDISE
CONTAINERS, CLOSURES	CTHER	15			15	AUTRE	CONTENEURS, FERMETURES

TABLE 1. CARGES LOADED AT CANADIAN PORTS FOR FOREIGN COUNTRIES, IN 1979.

TABLEAU 1. MARCHANDISES CHARGÉES DANS LES PORTS CANADIENS A DESTINATION DE PAYS ÉTRANGERS, EN 1979.

COUNTRY OF DESTINATION AND KIND OF CARGO	REGISTRY OF VESSEL	ATLANTIC ATLANTIQUE	GREAT LAKES GRANDS LACS	PACIFIC PACIFIQUE	TOTAL TOTAL	IMMATIC. DU NAVIRE	PAYS DE DESTINATION ET MARCHANDISE
ARGENTINA							ARGENTINE
CONT. MISC. ENG. PRODUCTS NES	U S A			1	1	E-U	SUITE PRODUITS FINIS DIV.NDA
	CTHER	10			10	AUTRE	
COMMODITY TOTAL		10		1	11		TOTAL DE MARCHANDISE
GENERAL CARGO	OTHER	145		1	146	AUTRE	MARCHANDISES DIVERSES
CONTAINERIZED FREIGHT	U S A			886	886	E-U	FRET CONTENEURESE
COUNTRY/REGION TOTAL		44,428*	*	105,478*	149,906*		TOTAL DE PAYS/REGION
BRAZIL							BRESIL
MEAT AND MEAT PREP.NES	OTHER	8			8	AUTRE	VIANDES ET PREP.NDA
FISH,SALTED OR CURED	GREEK	144			144	GREQ	POISSON,SALE OU FUME
	CTHER	227			227	AUTRE	
COMMODITY TOTAL		371			371		TOTAL DE MARCHANDISE
MILK POWDER	U K	3,373			3,373	R U	LAIT EN POWDRE
	OTHER	921			921	AUTRE	
COMMODITY TOTAL		4,294			4,294		TOTAL DE MARCHANDISE
WHEAT	U K	27,216			27,216	R U	BLE
	GREEK	49,675			49,675	GREQ	
	ITALY	29,541			29,541	ITAL	
	LIBER	385,406			385,406	LIBER	
	PANAM	24,252			24,252	PANAM	
	CTHER	620,705			620,705	AUTRE	
COMMODITY TOTAL		1,136,795			1,136,795		TOTAL DE MARCHANDISE
VEGETABLES, DRIED	PANAM			11	11	PANAM	LEGUMES, SECS
SAUSAGE SKINS,CASINGS	OTHER	10			10	AUTRE	BOYAUX A SAUCISSES
MISC.FOOD PREP.NES	OTHER	9			9	AUTRE	DIV.PREP.ALIM.NDA
CONC.COMPLETE FEEDS	CTHER		2		2	AUTRE	CONC.,PRCV.COMPLETES
WINES	GREEK		3		3	AUTRE	VINS
DIST.ALCOHOLIC BEV.	CTHER	6		2	6	GREQ	BISS.ALCCOL.DIST.
SEEDS FOR SOWING NES	CTHER	2			2	AUTRE	GRAINES DE SEMENCE NDA
TEXTILE FIBRES NES	CTHER	29			29	AUTRE	FIBRES TEXTILES NDA
LEAD ORE AND CONC.	NORW			5,767	5,767	NORW	MINERAL,CONC.DE PLOMB
	PANAM			337	337	PANAM	
COMMODITY TOTAL				6,124	6,124		TOTAL DE MARCHANDISE
ZINC ORE AND CONC.	NORW			5,842	5,842	NORW	MINERAL,CONC.DE ZINC
NON-FERROUS MET.SCRAP	OTHER	40			40	AUTRE	DECHETS METAL.NON FER.
ASBESTOS	GREEK	1,201			1,201	GREQ	AMIANT
	U S A			110	110	E-U	
	OTHER	17,374			17,374	AUTRE	
COMMODITY TOTAL		18,575		110	18,685		TOTAL DE MARCHANDISE
CLAY MATERIALS NES	CTHER	18			18	AUTRE	MATERIES ARILL.NDA
SULPHUR IN ORES	DENMK			26,514	26,514	DANMK	SOUFRE EN MINERAL
	GREEK			57,193	57,193	GREQ	
	NORW			67,062	67,062	NORW	
	LIBER			31,748	31,748	LIBER	
	CTHER			118,948	118,948	AUTRE	
COMMODITY TOTAL				301,465	301,465		TOTAL DE MARCHANDISE
CRUDE NON-MET.MIN.NES	OTHER	908			908	AUTRE	MIN.NON-MET.BRUTS NDA
LEATHER	OTHER	1			1	AUTRE	CUIR
PULP	GREEK			2,289	2,289	GREQ	PATE
	NORW			739	739	NORW	
	PANAM			534	534	PANAM	
	CTHER	1,485			1,485	AUTRE	
COMMODITY TOTAL		1,485		3,562	5,047		TOTAL DE MARCHANDISE
NEWSPRINT PAPER	U K	4,600			4,600	R U	PAPIER JOURNAL
	GER	2,056			2,056	ALL	
	GREEK	10,718		10,775	21,497	GREQ	
	NORW			873	873	NORW	
	PANAM	2,550		7,226	9,776	PANAM	
	OTHER	42,323		432	42,755	AUTRE	
COMMODITY TOTAL		62,247		19,310	81,557		TOTAL DE MARCHANDISE
PAPER NES	OTHER	54			54	AUTRE	PAPIER NDA
PAPERBOARD	CTHER	380			380	AUTRE	CARTON
TEXTILE FAB.MTL NES	OTHER	62			62	AUTRE	OUVR.EN MAT.TEXT.NDA
OILS,FATS,WAXES NES	CTHER	23	13		36	AUTRE	HUIL.MAT.GRAS.CIRE NDA
METALLIC SALTS	OTHER	1,216	23		1,239	AUTRE	SELS METALLIQUES
INORGANIC CHEMS. NES	GREEK	1		432	433	GREQ	PROD.CHIM.INOPG.NDA
	CTHER	1,469	225		1,694	AUTRE	
COMMODITY TOTAL		1,470	225	432	2,127		TOTAL DE MARCHANDISE
ORGANIC CHEMICALS NES	GREEK	3		161	164	GREQ	PROD.CHIM.ORGAN.NDA
	NORW			301	301	NORW	
	PANAM			92	92	PANAM	
	U S A			202	202	E-U	
	OTHER	47			47	AUTRE	
COMMODITY TOTAL		50		756	806		TOTAL DE MARCHANDISE
POTASH	U K			27,148	27,148	R U	POTASSE
	GREEK			65,322	65,322	GREQ	
	LIBER			88,329	88,329	LIBER	
	CTHER			52,911	52,911	AUTRE	
COMMODITY TOTAL				233,710	233,710		TOTAL DE MARCHANDISE
AGRICULTURAL CHEMICALS	CTHER	7	5		12	AUTRE	PROD.CHIM.AGRICILES
SYNTHETIC RUBBER	CTHER		1,281		1,281	AUTRE	CAOUTCHOUC SYNTHETIQUE
PLASTIC MATERIALS	CTHER	224			224	AUTRE	MATIERES PLASTIQUES
DYESTUFF,PIGMENT,PAINT	CTHER		110		110	AUTRE	MAT.COLOR.PIG.PEINTURE
CHEM.SPECIALTIES NES	GREEK	2			2	GREQ	PROD.CHIM.SPECIALTIES NDA

TABLE 1. CARGOES LOADED AT CANADIAN PORTS FOR FOREIGN COUNTRIES, IN 1976.

TABLEAU 1. MARCHANDISES CHARGÉES DANS LES PORTS CANADIENS À DESTINATION DE PAYS ÉTRANGERS, EN 1976.

COUNTRY OF DESTINATION AND KIND OF CARGO	REGISTRY OF VESSEL	ATLANTIC ATLANTIQUE	GREAT LAKES GRANDS LACS	PACIFIC PACIFIQUE	TOTAL TOTAL	IMMATIC. DU NAVIRE	PAYS DE DESTINATION ET MARCHANDISE
BRAZIL CONT.							BRESIL SUITE
PETROL, COAL PROD. NES	OTHER	3			3	AUTRE	DEPIVE PETR., CHARB. NDA
PRIMARY IRON, STEEL NES	GREEK	34			34	GRECQ	FER, ACIER PRIMAIR. NDA
	OTHER	5			5	AUTRE	
COMMODITY TOTAL		39			39		TOTAL DE MARCHANDISE
CASTINGS, FORGINGS	OTHER	1			1	AUTRE	MOUL. PIECES FORGÉES
BARS AND RODS, STEEL	U K	1,967			1,967	R U	BAPRES ET TIGES ACIER
	OTHER	140			140	AUTRE	
COMMODITY TOTAL		2,107			2,107		TOTAL DE MARCHANDISE
PLATE & SHEET STEEL	GREEK	1,057			1,057	GRECQ	TDLES, FEUILLES D'ACIER
	LIBER		16,165		16,165	LIBER	
	OTHER	1,680	17,581		19,261	AUTRE	
COMMODITY TOTAL		2,737	33,746		36,483		TOTAL DE MARCHANDISE
STRUCTURAL SHAPES	OTHER	580	2,316		2,896	AUTRE	PROFILES DE CONSTRUCT.
WIRE	OTHER	4			4	AUTRE	FIL METALLIQUE
ALUMINUM	GREEK			7,186	7,186	GRECQ	ALUMINIUM
	PANAM			1,589	1,589	PANAM	
	U S A			772	772	E-U	
	OTHER	5,274	95		5,369	AUTRE	
COMMODITY TOTAL		5,274	95	9,547	14,916		TOTAL DE MARCHANDISE
COPPER AND ALLOYS	OTHER	1,300			1,300	AUTRE	CUIVRE ET ALLIAGES
NICKEL AND ALLOYS	OTHER		23		23	AUTRE	NICKEL ET ALLIAGES
ZINC AND ALLOYS	OTHER	316			316	AUTRE	ZINC ET ALLIAGES
NON-FERROUS METALS NES	U S A			1	1	E-U	METAUX NON-FERREUX NDA
	OTHER	58	1		59	AUTRE	
COMMODITY TOTAL		58	1	1	60		TOTAL DE MARCHANDISE
METAL FAB. BASIC PROD.	GREEK	29			29	GRECQ	OUVR. DE BASE EN METAL
	PANAM			1	1	PANAM	
	OTHER	89	7		96	AUTRE	
COMMODITY TOTAL		118	7	1	126		TOTAL DE MARCHANDISE
BRICKS, TILES NES	OTHER	2			2	AUTRE	BRICKES, TUILES NDA
NON-MET. MIN. BASIC PROD	OTHER	54	4		58	AUTRE	PROD. MIN. NON-MET. BASE
MISC. FABRICATED PROD.	OTHER		1		1	AUTRE	OUVRAGES DIVERS
MACHINERY NES	GREEK	70			71	GRECQ	MACHINES NDA
	U S A			99	99	E-U	
	OTHER	1,448	550		1,998	AUTRE	
COMMODITY TOTAL		1,518	550	100	2,168		TOTAL DE MARCHANDISE
RAILWAY ROLLING STOCK	GREEK			12	12	GRECQ	MAT. ROL. DE CH. DE FER
PARTS, AUTOS AND CHASSIS	OTHER	199	2		201	AUTRE	VOITURES PART., CHASSIS
MOTOR VEHICLE ENGINES	OTHER	26	27		53	AUTRE	MOTEURS DE VEH. AUTOM.
RUBBER TIRES AND TUBES	OTHER	7			7	AUTRE	PNEUS, CHAMBRES A AIR
EQUIPMENT MISC.	GREEK	9		16	25	GRECQ	MATERIEL DIVERS
	U S A			24	24	E-U	
	OTHER	1,467	41		1,508	AUTRE	
COMMODITY TOTAL		1,476	41	40	1,557		TOTAL DE MARCHANDISE
PERSONAL, HOUSEHOLD GOODS	GREEK	4			4	GRECQ	ART. PERS. ET MENAGERS
	U S A			23	23	E-U	
	OTHER	62	8		70	AUTRE	
COMMODITY TOTAL		66	8	23	97		TOTAL DE MARCHANDISE
CONTAINERS, CLOSURES	GREEK				17	GRECQ	CONTENEURS, FERMETURES
	PANAM			6	6	PANAM	
	OTHER	61			61	AUTRE	
COMMODITY TOTAL		61		23	84		TOTAL DE MARCHANDISE
MISC. END PRODUCTS NES	GREEK	2			92	GRECQ	PRODUITS FINIS DIV. NDA
	OTHER	13	2		15	AUTRE	
COMMODITY TOTAL		15	2	92	109		TOTAL DE MARCHANDISE
GENERAL CARGO	GREEK				68	GRECQ	MARCHANDISES DIVERSES
	OTHER	16	416		432	AUTRE	
COMMODITY TOTAL		16	416	68	500		TOTAL DE MARCHANDISE
CONTAINERIZED FREIGHT	GREEK	7			7	GRECQ	FRET CONTENEURESE
	U S A			1,267	1,267	E-U	
	OTHER	8,257	36		8,416	AUTRE	
COMMODITY TOTAL		8,264	36	1,390	9,690		TOTAL DE MARCHANDISE
COUNTRY/REGION TOTAL		1,252,527*	38,938*	582,621*	1,874,086*		TOTAL DE PAYS/REGION
CHILE							CHILE
MILK POWDER	OTHER	468			468	AUTRE	LAIT EN POWDRE
DAIRY PROD. EGGS, MCNEY	OTHER	279			279	AUTRE	PROD. LAIT., OEUF, MIEL
CONC. COMPLETE FEEDS	OTHER	330			330	AUTRE	CONC., PPCV. COMPLETES
DIST. ALCOHOLIC BEV.	OTHER	6			6	AUTRE	BOISS. ALCCCL. DIST.
TOBACCO NES	OTHER	2			2	AUTRE	TABACS NDA
ASBESTOS	LIBER			230	230	LIBER	AMIANTE
	U S A			1,658	1,658	E-U	
	OTHER	2,757			2,757	AUTRE	
COMMODITY TOTAL		2,757		1,888	4,645		TOTAL DE MARCHANDISE
SULPHUR IN ORES	GREEK				13,228	GRECQ	SOUFRE EN MINERAI
	LIBER				46,058	LIBER	
	PANAM				35,215	PANAM	
	OTHER				121	AUTRE	
COMMODITY TOTAL				94,622	94,622		TOTAL DE MARCHANDISE
RUBBER FAB. MATERIALS	OTHER	1			1	AUTRE	DEMI-PROD. CAOUTCHOUC
NEWSPRINT PAPER	OTHER	3,819			3,819	AUTRE	PAPIER JOURNAL
PAPER NES	NORW			999	999	NDRV	PAPIER NDA
	OTHER	8			8	AUTRE	
COMMODITY TOTAL		8		999	1,007		TOTAL DE MARCHANDISE

TABLE 1. CARGOES LOADED AT CANADIAN PORTS FOR FOREIGN COUNTRIES, IN 1976.

TABLEAU 1. MARCHANDISES CHARGÉES DANS LES PORTS CANADIENS A DESTINATION DE PAYS ÉTRANGERS, EN 1976.

COUNTRY OF DESTINATION AND KIND OF CARGO	REGISTRY OF VESSEL	ATLANTIC ATLANTIQUE	GREAT LAKES GRANDS LACS	PACIFIC PACIFIQUE	TOTAL TOTAL	IMMATIC. DU NAVIRE	PAYS DE DESTINATION ET MARCHANDISE
CHILE							CHILI
BLDG.PAPER AND BOARD	OTHER	183			183	AUTRE	PLAQ.CC.NSTR.,PAP/CAPT.
TEXTILE FAB.MTL NES	OTHER	6			6	AUTRE	OUVR.EN MAT.TEXT.NDA
VEG.OILS,FATS NES	U S A			8	8	E-U	HUIL.MAT.GRAS.VEG.NDA
OILS,FATS,WAXES NES	CTHER	21			21	AUTRE	HUIL.MAT.GRAS.CIRE NDA
INORGANIC CHEMS. NES	OTHER	94	23	1	119	AUTRE	PRD.CHEM.INORG.NDA
ORGANIC CHEMICALS NES	U S A			101	101	E-U	PRD.CHEM.ORGAN.NDA
	CTHER	9			9	AUTRE	
COMMODITY TOTAL		9			110		TOTAL DE MARCHANDISE
EXPLOS., FUSES, CAPS	DENMK	90			90	DANMK	EXPLOS.,AMORCES, DET.
	OTHER	42			42	AUTRE	
COMMODITY TOTAL		132			132		TOTAL DE MARCHANDISE
POTASH	U K			11,263	11,263	R U	POTASSE
PLASTIC MATERIALS	GER		5		5	ALL	MATIERES PLASTIQUES
	LIBER		40		40	LIBER	
	OTHER	106			456	AUTRE	
COMMODITY TOTAL		106	45	352	503		TOTAL DE MARCHANDISE
DYESTUFF, PIGMENT, PAINT	OTHER	10			10	AUTRE	MAT.COLOUR.PIG.PEINTURE
CHEM.SPECIALTIES NES	LIBER		21		21	LIBER	PRD.CHEM.SPECIAUX NDA
STRUCTURAL SHAPES	LIBER		849		849	LIBER	PROFILES DE CONSTRUCT.
PIPES, TUBES: IRON, STEEL	CTHER	81			81	AUTRE	TUYAUX, TUBES: FER, ACIER
ALLUMINUM	U S A			255	255	E-U	ALUMINIUM
	OTHER	159			159	AUTRE	
COMMODITY TOTAL		159		255	414		TOTAL DE MARCHANDISE
COPPER AND ALLOYS	OTHER	6			6	AUTRE	CUIVRE ET ALLIAGES
NICKEL AND ALLOYS	U S A			4	4	E-U	NICKEL ET ALLIAGES
ZINC AND ALLOYS	OTHER	2			2	AUTRE	ZINC ET ALLIAGES
METAL FAB. BASIC PROD.	LIBER		1		1	LIBER	OUVR. DE BASE EN METAL
	OTHER	69			69	AUTRE	
COMMODITY TOTAL		69	1		70		TOTAL DE MARCHANDISE
BRICKS, TILES NES	CTHER	1,080			1,080	AUTRE	BRILLES, TUILES NDA
NON-MET. MIN. BASIC PROD	CTHER	3			3	AUTRE	PRD. MIN. NON-MET. BASE
MACHINERY NES	U S A			58	58	E-U	MACHINES NDA
	OTHER	206		44	250	AUTRE	
COMMODITY TOTAL		206		102	308		TOTAL DE MARCHANDISE
RAILWAY ROLLING STOCK	OTHER	5			5	AUTRE	MAT. ROLL. DE CH. DE FER
PASS. AUTOS AND CHASSIS	GER		1		1	ALL	VOITURES PART., CHASSIS
	GREEK		1		1	GREEC	
	LIBER		1		1	LIBER	
	OTHER	13			13	AUTRE	
COMMODITY TOTAL		13	3		16		TOTAL DE MARCHANDISE
TRUCKS AND CHASSIS	OTHER	8			8	AUTRE	CAMIONS ET CHASSIS
MOTOR VEHICLE ENGINES	LIBER		2		2	LIBER	MOTEURS DE VEH. AUTOM.
	OTHER	102			102	AUTRE	
COMMODITY TOTAL		102	2		104		TOTAL DE MARCHANDISE
RUBBER TIRES AND TUBES	OTHER	2			2	AUTRE	PNEUS, CHAMPRES A AIR
EQUIPMENT MISC.	LIBER		6		6	LIBER	MATERIEL DIVERS
	U S A			32	32	E-U	
	OTHER	76			76	AUTRE	
COMMODITY TOTAL		76	6	32	114		TOTAL DE MARCHANDISE
PERSONAL, HOUSEHOLD GOODS	U S A			6	6	E-U	ART. PERS. ET MENAGERS
	OTHER	23		1	24	AUTRE	
COMMODITY TOTAL		23		7	30		TOTAL DE MARCHANDISE
MISC. END PRODUCTS NES	OTHER	8			8	AUTRE	PRODUITS FINIS DIV. NDA
GENERAL CARGO	OTHER	2			2	AUTRE	MARCHANDISES DIVERSES
CONTAINERIZED FREIGHT	U S A			4	4	E-U	FRET CONTENEURESE
	OTHER	36			36	AUTRE	
COMMODITY TOTAL		36		4	40		TOTAL DE MARCHANDISE
COUNTRY/REGION TOTAL		10,112*	950*	109,638*	120,700*		TOTAL DE PAYS/REGION
COLOMBIA							COLOMBIE
MEAT AND MEAT PREP. NES	CTHER	142			142	AUTRE	VIANDES ET PREP. NDA
FISH, SALTED OR CURED	OTHER	1			1	AUTRE	POISSON, SALE OU FUME
FISH, CANNED	OTHER			1	1	AUTRE	POISSON EN BOITES
MILK POWDER	GER	225			225	ALL	LAIT EN POUORE
	OTHER	631			631	AUTRE	
COMMODITY TOTAL		856			856		TOTAL DE MARCHANDISE
BARLEY	U K		24,719		24,719	R U	ORGE
	GREEK		24,081		24,081	GREEC	
	OTHER		27,337		27,337	AUTRE	
COMMODITY TOTAL			76,137		76,137		TOTAL DE MARCHANDISE
APPLES	U S A			69	69	E-U	POMMES
VEGETABLES, DRIED	GER		266		266	ALL	LEGUMES, SECS
MISC. FOOD PREP. NES	OTHER	2			2	AUTRE	DIV. PREP. ALIM. NDA
DIST. ALCOHOLIC BEV.	OTHER	1			1	AUTRE	BOISS. ALCOOL. DIST.
SEEDS FOR SOWING NES	U S A			2	2	E-U	GRAINES DE SEMENCE NDA
	CTHER			1	1	AUTRE	
COMMODITY TOTAL				3	3		TOTAL DE MARCHANDISE
TEXTILE FIBRES NES	OTHER	5			5	AUTRE	FIBRES TEXTILES NDA
NON-FERROUS MET. SCRAP	GER	201			201	ALL	DECHETS METAL. NON FER.
ASBESTOS	GREEK	3,212			3,212	GREEC	AMIANTE
	LIBER	90			90	LIBER	
	U S A			503	503	E-U	
	OTHER	10,229		760	10,989	AUTRE	
COMMODITY TOTAL		13,531		1,263	14,794		TOTAL DE MARCHANDISE

TABLE 1. CARGOES LOADED AT CANADIAN PORTS FOR FOREIGN COUNTRIES, IN 1976.

TABLEAU 1. MARCHANDISES CHARGÉES DANS LES PORTS CANADIENS A DESTINATION DE PAYS ÉTRANGERS, EN 1976.

COUNTRY OF DESTINATION AND KIND OF CARGO	REGISTRY OF VESSEL	ATLANTIC ATLANTIQUE	GREAT LAKES GRANDS LACS	PACIFIC PACIFIQUE	TOTAL TOTAL	IMMATIC. DU NAVIRE	PAYS DE DESTINATION ET MARCHANDISE
COLOMBIA CONT.							COLOMBIE SUITE
SULPHUR IN ORES	OTHER			4,866	4,866	AUTRE	SOUFRE EN MINÉRIEL
RUBBER FAB. MATERIALS	U S A			11	11	E-U	DEMI-PROD. CAOUTCHOUC
PULP	U S A			321	321	E-U	PÂTE
	OTHER	648			648	AUTRE	
COMMODITY TOTAL		648		321	969		TOTAL DE MARCHANDISE
NEWSPRINT PAPER	GER	5,496			5,496	ALL	PAPIER JOURNAL
	NORW	13,979			13,979	NORV	
	LIBER	1,875			1,875	LIBER	
	PANAM	1,600			1,600	PANAM	
	CAN	3,080			3,080	CAN	
	U S A			13	13	E-U	
	OTHER	9,549		1,220	10,769	AUTRE	
COMMODITY TOTAL		35,579		1,233	36,812		TOTAL DE MARCHANDISE
PAPER NES	GER	53			53	ALL	PAPIER NDA
	ITALY			1,099	1,099	ITAL	
	CTHER	54		1,795	1,849	AUTRE	
COMMODITY TOTAL		107		2,894	3,001		TOTAL DE MARCHANDISE
TEXTILE FAB. MTL NES	U S A			174	174	E-U	OUVR. EN MAT. TEXT. NDA
	OTHER	23			23	AUTRE	
COMMODITY TOTAL		23		174	197		TOTAL DE MARCHANDISE
VEG. OILS, FATS NES	OTHER			412	412	AUTRE	HUIL. MAT. GRAS. VEG. NDA
OILS, FATS, WAXES NES	GER	23			23	ALL	HUIL. MAT. GRAS. CIRE NDA
	CTHER	32			32	AUTRE	
COMMODITY TOTAL		55			55		TOTAL DE MARCHANDISE
INORGANIC CHEMS. NES	GER	112			112	ALL	PROD. CHIM. INORG. NDA
	OTHER	398		105	503	AUTRE	
COMMODITY TOTAL		510		105	615		TOTAL DE MARCHANDISE
ORGANIC CHEMICALS NES	NORW			290	290	NORV	PROD. CHIM. ORGAN. NDA
	OTHER	32		627	659	AUTRE	
COMMODITY TOTAL		32		917	949		TOTAL DE MARCHANDISE
EXPLOS., FUSES, CAPS	DENMK	195			195	DANMK	EXPLOS., AMORCES, DET.
	CTHER	413			413	AUTRE	
COMMODITY TOTAL		608			608		TOTAL DE MARCHANDISE
AGRICULTURAL CHEMICALS	OTHER	12			12	AUTRE	PROD. CHIM. AGRICOLES
PLASTIC MATERIALS	GER	5	33		38	ALL	MATIÈRES PLASTIQUES
	NORW			224	224	NORV	
	U S A			1,510	1,510	E-U	
	OTHER	24	20	2,310	2,354	AUTRE	
COMMODITY TOTAL		29	53	4,044	4,126		TOTAL DE MARCHANDISE
DYE STUFF, PIGMENT, PAINT	DENMK		12		12	DANMK	MAT. COLOR. PIG. PEINTURE
	GER		12		12	ALL	
	CTHER	50	9		59	AUTRE	
COMMODITY TOTAL		50	33		83		TOTAL DE MARCHANDISE
CHEM. SPECIALTIES NES	NORW	2			2	NORV	PROD. CHIM. SPÉCIAUX NDA
	OTHER	31			31	AUTRE	
COMMODITY TOTAL		33			33		TOTAL DE MARCHANDISE
PRIMARY IRON, STEEL NES	OTHER	80			80	AUTRE	FER, ACIER PRIMAIR. NDA
CASTINGS, FORGINGS	OTHER	18			18	AUTRE	MOUL. PIÈCES FORGÉES
BARS AND RODS, STEEL	U S A			3	3	E-U	BARRES ET TIGES ACIER
PLATE & SHEET STEEL	OTHER	6	112		118	AUTRE	TOLES, FEUILLES DACIER
STRUCTURAL SHAPES	GER		45		45	ALL	PROFILES DE CONSTRUCT.
PIPES, TUBES: IRON, STEEL	CTHER	11			11	AUTRE	TUYAUX, TUBES: FER, ACIER
WIRE	U S A			11	11	E-U	FIL MÉTALLIQUE
	OTHER	13			13	AUTRE	
COMMODITY TOTAL		13		11	24		TOTAL DE MARCHANDISE
ALUMINIUM	U S A			1,533	1,533	E-U	ALUMINIUM
	OTHER	1,131		3,082	4,213	AUTRE	
COMMODITY TOTAL		1,131		4,615	5,746		TOTAL DE MARCHANDISE
COPPER AND ALLOYS	CTHER	2			2	AUTRE	CUIVRE ET ALLIAGES
NICKEL AND ALLOYS	U S A			1	1	E-U	NICKEL ET ALLIAGES
	OTHER	48			48	AUTRE	
COMMODITY TOTAL		48		1	49		TOTAL DE MARCHANDISE
ZINC AND ALLOYS	OTHER	5		770	775	AUTRE	ZINC ET ALLIAGES
NON-FERROUS METALS NES	CTHER	17			18	AUTRE	MÉTAUX NON-FERREUX NDA
METAL FAB. BASIC PROD.	U S A			7	7	E-U	OUVR. DE BASE EN MÉTAL
	OTHER	12	6		18	AUTRE	
COMMODITY TOTAL		12	6		25		TOTAL DE MARCHANDISE
BRICKS, TILES NES	GER		159		159	ALL	BRIQUES, TUILES NDA
	CTHER	1,402			1,402	AUTRE	
COMMODITY TOTAL		1,402	159		1,561		TOTAL DE MARCHANDISE
CEMENT BASIC PROD.	CTHER	2			2	AUTRE	OUVR. DE BASE CIMENT
NON-MET. MIN. BASIC PROD.	OTHER	64			64	AUTRE	PROD. MIN. NON-MET. BASE
TRACTORS	CTHER	40			40	AUTRE	TRACTEURS
MACHINERY NES	GER	34	176		210	ALL	MACHINES NDA
	NORW	7			7	NORV	
	U S A			101	101	E-U	
	OTHER	138	104		242	AUTRE	
COMMODITY TOTAL		179	280	101	560		TOTAL DE MARCHANDISE
PASS. AUTOS AND CHASSIS	GER	2			2	ALL	VOITURES PART., CHASSIS
	OTHER	3			3	AUTRE	
COMMODITY TOTAL		5			5		TOTAL DE MARCHANDISE
MOTOR VEHICLE ENGINES	DENMK	43	2		45	DANMK	MOTEURS DE VEH. AUTOM.
	GER		19		19	ALL	
	CTHER	122	37		159	AUTRE	
COMMODITY TOTAL		165	58		223		TOTAL DE MARCHANDISE
EQUIPMENT MISC.	DENMK	2			2	DANMK	MATÉRIEL DIVERS

TABLE 1. CARGOES LOADED AT CANADIAN PORTS FOR FOREIGN COUNTRIES, IN 1976.

TABLEAU 1. MARCHANDISES CHARGÉES DANS LES PORTS CANADIENS A DESTINATION DE PAYS ÉTRANGERS, EN 1976.								
COUNTRY OF DESTINATION AND KIND OF CARGO	REGISTRY OF VESSEL	ATLANTIC ATLANTIQUE	GREAT LAKES GRANDS LACS	PACIFIC PACIFIQUE	TOTAL TOTAL	IMMATIC. DU NAVIRE	PAYS DE DESTINATION ET MARCHANDISE	
COLOMBIA	CONT.						COLOMBIE	
	GER		1		1	ALL		
	U S A			1	1	E-U		
	OTHER	76			77	AUTRE		
COMMODITY TOTAL							TOTAL DE MARCHANDISE	
PERSONAL, HOUSEHOLD GOODS	GER	5	1		6	ALL	ART. PERS. ET MENAGERS	
	NORW	2			2	NORV		
	U S A			1	1	E-U		
	OTHER	14		4	18	AUTRE		
COMMODITY TOTAL							TOTAL DE MARCHANDISE	
FIREARMS, AMMUNITION	OTHER	11	1	5	17	AUTRE	ARMES A FEU, MUNITIONS	
MISC. END PRODUCTS NES	GER		3		3	ALL	PRODUITS FINIS DIV. NDA	
	NORW	3			3	NORV		
	OTHER	24			24	AUTRE		
COMMODITY TOTAL							TOTAL DE MARCHANDISE	
CONTAINERIZED FREIGHT	U S A	27	3		30	E-U	FRET CONTENEURESE	
	OTHER	14		459	459	AUTRE		
COMMODITY TOTAL							TOTAL DE MARCHANDISE	
		14		459	473			
COUNTRY/REGION TOTAL		55,776*	77,154*	22,288*	155,218*		TOTAL DE PAYS/REGION	
ECUADOR							EQUATEUR	
CEREALS MILLING NES	OTHER	606			606	AUTRE	CEREALES MOULUES, NDA	
APPLES	OTHER			166	166	AUTRE	POMMES	
MISC. FOOD PREP. NES	OTHER	1			1	AUTRE	DIV. PREP. ALIM. NDA	
ASBESTOS	GER	5			5	ALL	AMIANTE	
	U S A			472	472	E-U		
	OTHER	915		1,688	2,603	AUTRE		
COMMODITY TOTAL							TOTAL DE MARCHANDISE	
PULP	GER	1,608			1,608	ALL	PATE	
	CAN	985			985	CAN		
	OTHER			64	64	AUTRE		
COMMODITY TOTAL							TOTAL DE MARCHANDISE	
NEWSPRINT PAPER	GER	2,593			2,593	ALL	PAPIER JOURNAL	
	NORW	1,695		2,204	3,975	NORV		
	LIBER	1,771		2,773	4,542	LIBER		
	OTHER	2,907		2,100	5,007	AUTRE		
COMMODITY TOTAL							TOTAL DE MARCHANDISE	
PAPER NES	OTHER	7		7,077	7,084	AUTRE	PAPIER NDA	
PAPERBOARD	GER	7,190			7,190	ALL	CARTON	
	PANAM	1,285			1,285	PANAM		
COMMODITY TOTAL							TOTAL DE MARCHANDISE	
BLDG. PAPER AND BOARD	OTHER	38			38	AUTRE	PLAQ. CONSTR., PAP./CART.	
INORGANIC CHEMS. NES	GER		226		226	ALL	PRD. CHIM. INORG. NDA	
	OTHER	39	233		272	AUTRE		
COMMODITY TOTAL							TOTAL DE MARCHANDISE	
ORGANIC CHEMICALS NES	OTHER	4	459		463	AUTRE	PRD. CHIM. ORGAN. NDA	
EXPLOS., FUSES, CAPS	DENMK	4			4	DANMK	EXPLOS., AMORCES, DET.	
	OTHER	515			515	AUTRE		
COMMODITY TOTAL							TOTAL DE MARCHANDISE	
AGRICULTURAL CHEMICALS	OTHER	5			5	AUTRE	PRD. CHIM. AGRICOLLES	
PLASTIC MATERIALS	DENMK		43		43	DANMK	MATIERES PLASTIQUES	
	GER		22		22	ALL		
	OTHER	1	43		44	AUTRE		
COMMODITY TOTAL							TOTAL DE MARCHANDISE	
DYESTUFF, PIGMENT, PAINT	DENMK	1	108		109	DANMK	MAT. COLOR. PIC. PEINTURE	
	OTHER	1	1		2	AUTRE		
COMMODITY TOTAL							TOTAL DE MARCHANDISE	
PLATE & SHEET STEEL	OTHER	1	176		177	AUTRE	TOLES, FEUILLES D'ACIER	
PIPES, TUBES, IRON, STEEL	OTHER	1			1	AUTRE	TOYALX, TUBES FER, ACIER	
ALUMINUM	OTHER	210		12	222	AUTRE	ALUMINIUM	
COPPER AND ALLOYS	OTHER	15	1		16	AUTRE	CUIVRE ET ALLIAGES	
METAL FAB. BASIC PROD.	OTHER	30			30	AUTRE	GOUV. DE BASE EN METAL	
BRICKS, TILES NES	OTHER	487	18		505	AUTRE	BRIQUES, TILES NDA	
ASBESTOS BASIC PROD.	OTHER	5			5	AUTRE	GOUV. DE BASE AMIANTE	
MACHINERY NES	LIBER		400		400	LIBER	MACHINES NDA	
	OTHER	33	6	1	40	AUTRE		
COMMODITY TOTAL							TOTAL DE MARCHANDISE	
TRUCKS AND CHASSIS	OTHER	2	8		10	AUTRE	CAMIONS ET CHASSIS	
MOTOR VEHICLE ENGINES	OTHER	104			104	AUTRE	MOTEURS DE VEH. AUTOM.	
RUBBER TIRES AND TUBES	OTHER		2		2	AUTRE	PNEUS, CHAMBRES A AIR	
EQUIPMENT MISC.	OTHER	73	8	4	85	AUTRE	MATERIEL DIVERS	
PERSONAL, HOUSEHOLD GOODS	OTHER	5		1	6	AUTRE	ART. PERS. ET MENAGERS	
MISC. END PRODUCTS NES	OTHER	5			5	AUTRE	PRODUITS FINIS DIV. NDA	
GENERAL CARGO	OTHER	1			1	AUTRE	MARCHANDISES DIVERSES	
CONTAINERIZED FREIGHT	OTHER	762			762	AUTRE	FRET CONTENEURESE	
COUNTRY/REGION TOTAL		21,315*	1,189*	9,486*	31,990*		TOTAL DE PAYS/REGION	
PERU							PEROU	
FISH, CANNED	OTHER	48			48	AUTRE	POISSON EN BOITES	
MILK POWDER	OTHER	644			644	AUTRE	LAIT EN POUORE	
BARLEY	OTHER			4,418	4,418	AUTRE	ORGE	
WHEAT	GREEK			35,415	35,415	GRECQ	BLE	
	OTHER			79,811	79,811	AUTRE		
COMMODITY TOTAL							TOTAL DE MARCHANDISE	
				119,224	119,224			

TABLE 1. CARGOES LOADED AT CANADIAN PORTS FOR FOREIGN COUNTRIES, IN 1976.

TABLEAU 1. MARCHANDISES CHARGÉES DANS LES PORTS CANADIENS A DESTINATION DE PAYS ÉTRANGERS, EN 1976.

COUNTRY OF DESTINATION AND KIND OF CARGO	REGISTRY OF VESSEL	ATLANTIC ATLANTIQUE	GREAT LAKES GRANDS LACS	PACIFIC PACIFIQUE	TOTAL TOTAL	IMMATIC. DU NAVIRE	PAYS DE DESTINATION ET MARCHANDISE
PERU							PERDU
MALT AND MALT FLOUR	GREEK		442		442	GPECC	SUITE
VEGETABLES, DRIED	OTHER	66			66	AUTRE	MALT ET FARINE DE MALT
MISC. FOOD PREP. NES	GREEK		1		1	GPECC	LEGUMES, SECS
	OTHER	29		1	30	AUTRE	DIV. PREP. ALIM. NDA
COMMODITY TOTAL		29	1	1	31		TOTAL DE MARCHANDISE
CONC. COMPLETE FEEDS	GREEK		22		22	GPECC	CONC., PROC. COMPLETES
CRUDE ANIMAL PROD. NES	OTHER	15			15	AUTRE	PR. BRUTS ORIG. ANIM. NDA
TEXTILE FIBRES NES	OTHER	58			58	AUTRE	FIBRES TEXTILES NDA
ASBESTOS	U S A			955	955	E-U	AMIANTE
	OTHER	5,023			5,023	AUTRE	
COMMODITY TOTAL		5,023		955	5,978		TOTAL DE MARCHANDISE
SULPHUR IN ORES	OTHER			1,818	1,818	AUTRE	SOUFRE EN MINÉRAI
CRUDE NON-MET. MIN. NES	OTHER	27			27	AUTRE	MIN. NON-MET. BRUTS NDA
COTTON, TEXTILE WASTE	OTHER	252			252	AUTRE	DECHETS DE COTON, TEXT.
RUBBER FAB. MATERIALS	OTHER	244			244	AUTRE	SEMI-PROD. CAOUTCHOUC
PULP	JAPAN			587	587	JAPON	PÂTE
	OTHER			220	220	AUTRE	
COMMODITY TOTAL			260	807	807		TOTAL DE MARCHANDISE
NEWSPRINT PAPER	GREEK		260		260	GPECC	PAPIER JOURNAL
	JAPAN			336	336	JAPON	
	OTHER			863	863	AUTRE	
COMMODITY TOTAL			260	1,199	1,459		TOTAL DE MARCHANDISE
PAPER NES	OTHER	16			16	AUTRE	PAPIER NDA
BLDG. PAPER AND BOARD	OTHER	6			6	AUTRE	PLAQ. CONSTR., PAP/CART.
TEXTILE FAB. MTL NES	OTHER	145			145	AUTRE	OUVR. EN MAT. TEXT. NDA
VEG. OILS, FATS NES	OTHER	1			1	AUTRE	HUIL. MAT. GRAS. VEG. NDA
OILS, FATS, WAXES NES	OTHER	6			6	AUTRE	HUIL. MAT. GRAS. CIRE NDA
INORGANIC CHEMS. NES	GREEK		7		7	GPECC	PROD. CHIM. INORG. NDA
	OTHER	247		54	301	AUTRE	
COMMODITY TOTAL		247	7	54	308		TOTAL DE MARCHANDISE
ORGANIC CHEMICALS NES	OTHER	10			10	AUTRE	PROD. CHIM. ORGAN. NDA
EXPLOS., FUSES, CAPS	DENMK	448			448	DANMK	EXPLOS., AMORCES, DET.
	OTHER	26			26	AUTRE	
COMMODITY TOTAL		474			474		TOTAL DE MARCHANDISE
AGRICULTURAL CHEMICALS	OTHER	9			9	AUTRE	PROD. CHIM. AGRICOLES
PLASTIC MATERIALS	GREEK		35		35	GPECC	MATIERES PLASTIQUES
	OTHER	171		21	192	AUTRE	
COMMODITY TOTAL		171	35	21	227		TOTAL DE MARCHANDISE
WAX, STUFF, PIGMENT, PAINT	OTHER	4			4	AUTRE	MAT. COLOR. PIG. PEINTURE
CHEM. SPECIALTIES NES	OTHER	15			15	AUTRE	PROD. CHIM. SPECIAUX NDA
LUBRICATING OIL, GREASE	OTHER	87			87	AUTRE	HUIL. GRAISSE LUBRIF.
PETROL, CRUDE PROD. NES	OTHER	2			2	AUTRE	DERIVE PETR. CHAPB. NDA
PRIMARY IRON, STEEL NES	OTHER	36			36	AUTRE	FER, ACIER PRIMAIRE NDA
CASTINGS, FORGINGS	GER	1			1	ALL	MOUL. PIECES FORGES
	OTHER	15			15	AUTRE	
COMMODITY TOTAL		16			16		TOTAL DE MARCHANDISE
BAR AND RODS, STEEL	OTHER	49			49	AUTRE	BARRES ET TIGES ACIER
PLATE & SHEET STEEL	OTHER	16,245			16,245	AUTRE	TOL. FEUILLES D'ACIER
STRUCTURAL SHAPES	OTHER	793			793	AUTRE	PROFILES DE CONSTRUCT.
RAILS & TRACK MATERIAL	OTHER	1,700			1,700	AUTRE	RAILS, MAT. VOIE FERREE
PIPES, TUBES: IRON, STEEL	OTHER	242		256	498	AUTRE	TUYAUX, TUBES: FER, ACIER
WIRE	OTHER	23		3	26	AUTRE	FIL METALLIQUE
ALUMINUM	U S A			221	221	E-U	ALUMINIUM
	OTHER	450		22	472	AUTRE	
COMMODITY TOTAL		450		243	693		TOTAL DE MARCHANDISE
NICKEL AND ALLOYS	OTHER	3			3	AUTRE	NICKEL ET ALLIAGES
ZINC AND ALLOYS	OTHER	8			8	AUTRE	ZINC ET ALLIAGES
NON-FERROUS METALS NES	OTHER	2			2	AUTRE	METAUX NON-FERREUX NDA
METAL FAB. BASIC PROD.	GER		1		1	ALL	OUVR. DE BASE EN METAL
	LIBER		2		2	LIBER	
	OTHER	224		1	225	AUTRE	
COMMODITY TOTAL		224	3	1	228		TOTAL DE MARCHANDISE
BRICKS, TILES NES	OTHER	62			62	AUTRE	BRIQUES, TUILLES NDA
ASBESTOS BASIC PROD.	OTHER	3			3	AUTRE	OUVR. DE BASE AMIANTE
NON-MET. MIN. BASIC PROD.	OTHER	65			65	AUTRE	PROD. MIN. NON-MET. BASE
MISC. FABRICATED PROD.	OTHER	6			6	AUTRE	OUVRAGES DIVERS
TRACTORS	OTHER	38		6	44	AUTRE	TRACTEURS
MACHINERY NES	GREEK		3		3	GPECC	MACHINES NDA
	U S A			1	1	E-U	
	OTHER	1,509	42	34	1,585	AUTRE	
COMMODITY TOTAL		1,509	45	35	1,589		TOTAL DE MARCHANDISE
RAILWAY ROLLING STOCK	OTHER	202			202	AUTRE	MAT. ROUL. DE CH. DE FER
PASS. AUTOS AND CHASSIS	U S A			4	4	E-U	VOITURES PART., CHASSIS
	OTHER	2			2	AUTRE	
COMMODITY TOTAL		2		4	6		TOTAL DE MARCHANDISE
TRUCKS AND CHASSIS	OTHER		2	2	4	AUTRE	CAMIONS ET CHASSIS
MOTOR VEHICLE ENGINES	OTHER	140			140	AUTRE	MOTEURS DE VEH. AUTOM.
RUBBER TIRES AND TUBES	OTHER	57			57	AUTRE	PNEUS, CHAMBERS A AIR
EQUIPMENT MISC.	OTHER	443		1	444	AUTRE	MATERIEL DIVERS
PERSONAL, HOUSEHOLD GOODS	U S A			1	1	E-U	ART. PERS. ET MENAGERS
	OTHER	115		3	118	AUTRE	
COMMODITY TOTAL		115		4	119		TOTAL DE MARCHANDISE
CONTAINERS, CLOSURES	OTHER	38			38	AUTRE	CONTENEURS, FERMETURES
MISC. BLDG. PRODUCTS NES	GREEK		12		12	GPECC	PRODUITS FINIS DIV. NDA
	OTHER	40			40	AUTRE	
COMMODITY TOTAL		40	12		52		TOTAL DE MARCHANDISE

TABLE 1. CARGOES LOADED AT CANADIAN PORTS FOR FOREIGN COUNTRIES, IN 1974.

TABLEAU 1. MARCHANDISES CHARGÉES DANS LES PORTS CANADIENS A DESTINATION DE PAYS ÉTRANGERS, EN 1974.

COUNTRY OF DESTINATION AND KIND OF CARGO	REGISTRY OF VESSEL	ATLANTIC ATLANTIQUE	GREAT LAKES GRANDS LACS	PACIFIC PACIFIQUE	TOTAL TOTAL	IMMATIC. DU NAVIRE	PAYS DE DESTINATION ET MARCHANDISE
PERU							
GENERAL CARGO	GREEK OTHER		42		42 13	GRECC AUTRE	PEROU MARCHANDISES DIVERSES
COMMODITY TOTAL		13	42		55		TOTAL DE MARCHANDISE
CONTAINERIZED FREIGHT	U S A OTHER			43	43 349	E-U AUTRE	FRET CONTENEURISE
COMMODITY TOTAL		349		43	392		TOTAL DE MARCHANDISE
COUNTRY/REGION TOTAL		30,442*	871*	125,097*	156,410*		TOTAL DE PAYS/REGION
SURINAM							
SHELL FISH, NES	GER	32			32	ALL	SURINAM
EXPLOS., FUSES, CAPS	OTHER	85			85	AUTRE	MOLLUSQUES CRUST., NDA EXPLOS., AMORCES, DET.
COUNTRY/REGION TOTAL		117*	*	*	117*		TOTAL DE PAYS/REGION
URUGUAY							
POTATOES	SWEDN OTHER	4,535 5,350			4,535 5,350	SUEDE AUTRE	URUGUAY POMMES DE TERRE
COMMODITY TOTAL		9,885			9,885		TOTAL DE MARCHANDISE
ASBESTOS	NORW OTHER			100	100	NORV AUTRE	AMIANTE
COMMODITY TOTAL		233		100	333		TOTAL DE MARCHANDISE
NEWSPRINT PAPER	OTHER	2,824			2,824	AUTRE	PAPIER JOURNAL
ALUMINIUM	U S A			1,136	1,136	E-U	ALUMINIUM
MACHINERY NES	U S A OTHER			2	2	E-U AUTRE	MACHINES NDA
COMMODITY TOTAL		200		2	202		TOTAL DE MARCHANDISE
EQUIPMENT MISC.	NORW	200		1	1	NORV	MATERIEL DIVERS
COUNTRY/REGION TOTAL		13,142*	*	1,239*	14,381*		TOTAL DE PAYS/REGION
VENEZUELA							
FISH, CANNED	U K U S A			2 34	2 34	R U E-U	VENEZUELA POISSON EN BOITES
COMMODITY TOTAL				36	36		TOTAL DE MARCHANDISE
BUTTER	NORW	35			35	NORV	BEURRE
MILK POWDER	GER NORW	357 16			357 16	ALL NORV	LAIT EN Poudre
COMMODITY TOTAL		373			373		TOTAL DE MARCHANDISE
DAIRY PROD., EGGS, HONEY	GER PANAM	109 913			109 913	ALL PANAM	PROD. LAIT., OEUFS, MIEL
COMMODITY TOTAL		1,022			1,022		TOTAL DE MARCHANDISE
OATS	GER OTHER		46		46	ALL AUTRE	AVOINE
COMMODITY TOTAL		2,528	46		2,574		TOTAL DE MARCHANDISE
RYE	GER	22			22	ALL	SEIGLE
WHEAT	GER ITALY	221 18,106			221 18,106	ALL ITAL	BLE
COMMODITY TOTAL		18,327			18,327		TOTAL DE MARCHANDISE
MALT AND MALT FLOUR	GER GREEK	1,230 332	332		1,562 332	ALL GRECC	MALT ET FARINE DE MALT
COMMODITY TOTAL		1,230	664		1,894		TOTAL DE MARCHANDISE
WHEAT FLOUR	GER	36			36	ALL	FARINE DE BLE
APPLES	U K U S A			235	235	R U E-U	POMMES
COMMODITY TOTAL				1,617	1,617		TOTAL DE MARCHANDISE
FRESH FRUITS, BERRIES	U K			188	188	R U	FRUITS, BAIES FRAIS
POTATOES	DENMK GER	3,217 935			3,217 935	DANMK ALL	POMMES DE TERRE
COMMODITY TOTAL		5,638			5,638	GRECC	
VEGETABLES, FRESH	NETH	1,184			1,184	P.BAS	
VEGETABLES, FROZEN	OTHER	3,455			3,455	AUTRE	
COMMODITY TOTAL		14,429			14,429		TOTAL DE MARCHANDISE
VEGETABLES, DRIED	NORW	151			151	NORV	LEGUMES, FRAIS
VEGETABLE PREP. NES	U K			166	166	R U	LEGUMES, CONGEELES
SUGAR, NES	GER	1,845	8		1,853	ALL	LEGUMES, SECS
MISC. FOOD PREP. NES	U S A			21	21	E-U	PREP. DE LEGUMES NDA
COMMODITY TOTAL		12			12	ALL	SUCRE, NDA
SOYA, OIL MEAL, CAKE	U K			156	156	R U	DIV. PREP. ALIM. NDA
CONC. COMPLETE FEEDS	GER	52			52	ALL	
COMMODITY TOTAL		20		156	208		TOTAL DE MARCHANDISE
DIST. ALCOHOLIC BEV.	GER	133			133	ALL	FARINE TOUT. GR. SCYA
ASBESTOS	GER	37			37	ALL	CONC., PROC. COMPLETES
COMMODITY TOTAL		170			170	NORV	TOTAL DE MARCHANDISE
GENERAL CARGO	GER	19	11		30	ALL	BOISS. ALCOOL. DIST.
COMMODITY TOTAL		5,715		101	5,715	R U	AMIANTE
VEGETABLES, FRESH	GER	513			513	ALL	
VEGETABLES, FROZEN	NORW	2,000			2,000	NORV	
VEGETABLES, DRIED	LIBER	1,402			1,402	LIBER	
VEGETABLE PREP. NES	PANAM			853	853	PANAM	
SUGAR, NES	U S A				463	E-U	
MISC. FOOD PREP. NES	OTHER				463	AUTRE	
COMMODITY TOTAL		10,053		954	11,047		TOTAL DE MARCHANDISE

TABLE I. CARGOES LOADED AT CANADIAN PORTS FOR FOREIGN COUNTRIES, IN 1976.

TABLEAU I. MARCHANDISES CHARGÉES DANS LES PORTS CANADIENS A DESTINATION DE PAYS ÉTRANGERS, EN 1976.

COUNTRY OF DESTINATION AND KIND OF CARGO	REGISTRY OF VESSEL	ATLANTIC ATLANTIQUE	GREAT LAKES GRANDS LACS	PACIFIC PACIFIQUE	TOTAL TOTAL	IMMATIC. DU NAVIRE	PAYS DE DESTINATION ET MARCHANDISE
VENEZUELA	GER	9			9	ALL	VENEZUELA
CONC. COTON, TEXTILE WASTE	GER	813			813	ALL	SUITE DECHETS DE COTON, TEXT.
WASTE AND SCRAP NES	U K			12	12	R U	DECHETS ET REBUTS NDA
WOOD FAB. MATERIALS	DENMK	16			16	DANMK	DEMI-PRODUITS EN BOIS
	GER	106			106	ALL	
COMMODITY TOTAL		122		12	134		TOTAL DE MARCHANDISE
PULP	U K			6,382	6,382	R U	PATE
	GER	2,172	4,464		6,636	ALL	
	NORW	600	2,215	13,338	16,153	NORV	
	PANAM	3,750			3,750	PANAM	
	U S A			347	347	E-U	
	OTHER	1,354			1,354	AUTRE	
COMMODITY TOTAL		7,876	6,679	20,067	34,622		TOTAL DE MARCHANDISE
NEWSPRINT PAPER	U K			10,660	10,660	R U	PAPIER JOURNAL
	GER	19,351			19,351	ALL	
	NORW	11,332		9,678	21,010	NORV	
	PANAM	150			150	PANAM	
	U S A			50	50	E-U	
	OTHER	13,513		263	13,776	AUTRE	
COMMODITY TOTAL		44,346		20,651	64,997		TOTAL DE MARCHANDISE
PAPER NES	GER	730			730	ALL	PAPIER NDA
	NORW	1,676			1,676	NORV	
COMMODITY TOTAL		2,406			2,406		TOTAL DE MARCHANDISE
BLDG. PAPER AND BOARD	GER	188			188	ALL	PLAQ. CONSTR., PAP/CART.
TEXTILE FAB. MTL NES	GER	66	1		67	ALL	COUVR. EN MAT. TEXT. NDA
	NORW	203			203	NORV	
COMMODITY TOTAL		269	1		270		TOTAL DE MARCHANDISE
VEG. OILS, FATS NES	GER	2			2	ALL	HUIL. MAT. GRAS. VEG. NDA
OILS, FATS, WAXES NES	U K			5	5	R U	HUIL. MAT. GRAS. CIRE NDA
	GER	11			11	ALL	
COMMODITY TOTAL		11		5	16		TOTAL DE MARCHANDISE
METALLIC SALTS	GER	24			24	ALL	SELS METALLIQUES
INORGANIC CHEMS. NES	DENMK	56			56	DANMK	PROD. CHIM. INORG. NDA
	GER	321			321	ALL	
	OTHER	2,200			2,200	AUTRE	
COMMODITY TOTAL		2,577			2,577		TOTAL DE MARCHANDISE
ORGANIC CHEMICALS NES	U K			240	240	R U	PROD. CHIM. ORGAN. NDA
	GER	547	8		555	ALL	
	U S A			56	56	E-U	
COMMODITY TOTAL		547	8	296	851		TOTAL DE MARCHANDISE
EXPLOS., FUSES, CAPS	OTHER	7			7	AUTRE	EXPLOS., AMORCES, DET.
SYNTHETIC RUBBER	DENMK		6		6	DANMK	CADUTCHOUQ SYNTHEMIQUE
	GER		375		375	ALL	
	GREEK		125		125	GRECQ	
COMMODITY TOTAL			506		506		TOTAL DE MARCHANDISE
PLASTIC MATERIALS	GER	340			340	ALL	MATIERES PLASTIQUES
	NORW	48			48	NORV	
	U S A			30	30	E-U	
COMMODITY TOTAL		388		30	418		TOTAL DE MARCHANDISE
DYESTUFF, PIGMENT, PAINT	DENMK		3		3	DANMK	MAT. COLOR. PIG. PEINTURE
	GER	37	11		48	ALL	
	NORW		5		5	NORV	
COMMODITY TOTAL		37	19		56		TOTAL DE MARCHANDISE
CHEM. SPECIALTIES NES	GER	8			8	ALL	PROD. CHIM. SPECIAUX NDA
	U S A				8	E-U	
COMMODITY TOTAL		8			16		TOTAL DE MARCHANDISE
CASTINGS, FORGINGS	GER	35			35	ALL	MOUL. PIECES FORGEES
BARS AND RODS, STEEL	GER	616			616	ALL	BARRES ET TIGES ACIER
PLATE & SHEET STEEL	DENMK		375		375	DANMK	TOLES, FEUILLES D'ACIER
	GER	141	2,189		2,330	ALL	
	GREEK		138		138	GRECQ	
	NORW	3	1,441		1,444	NORV	
	OTHER		1,000		1,000	AUTRE	
COMMODITY TOTAL		144	5,143		5,287		TOTAL DE MARCHANDISE
STRUCTURAL SHAPES	U K			2	2	R U	PROFILES DE CONSTRUCT.
	GER	141			141	ALL	
COMMODITY TOTAL		141		2	143		TOTAL DE MARCHANDISE
WIRE	GER	13			13	ALL	FIL METALLIQUE
ALUMINIUM	GER	467			467	ALL	ALUMINIUM
	LIBER	2,205			2,205	LIBER	
	PANAM	2,204			2,204	PANAM	
	OTHER	8,815			8,815	AUTRE	
COMMODITY TOTAL		13,691			13,691		TOTAL DE MARCHANDISE
COPPER AND ALLOYS	GER	4,669			4,669	ALL	CUIVRE ET ALLIAGES
	NORW	5			5	NORV	
	U S A			2	2	E-U	
COMMODITY TOTAL		4,674		2	4,676		TOTAL DE MARCHANDISE
NICKEL AND ALLOYS	GER	48			48	ALL	NICKEL ET ALLIAGES
	NORW	2			2	NORV	
COMMODITY TOTAL		50			50		TOTAL DE MARCHANDISE
ZINC AND ALLOYS	U K			771	771	R U	ZINC ET ALLIAGES
	DENMK	217			217	DANMK	
	GER	1,767			1,767	ALL	
	NORW	808			808	NORV	
	PANAM	563			563	PANAM	
	U S A			1,396	1,396	E-U	

TABLE 1. CARGOES LOADED AT CANADIAN PORTS FOR FOREIGN COUNTRIES, IN 1974.

TABLEAU 1. MARCHANDISES CHARGÉES DANS LES PORTS CANADIENS A DESTINATION DE PAYS ÉTRANGERS, EN 1974.

COUNTRY OF DESTINATION AND KIND OF CARGO	REGISTRY OF VESSEL	ATLANTIC ATLANTIQUE	GREAT LAKES GRANDS LACS	PACIFIC PACIFIQUE	TOTAL TOTAL	IMMATIC. DU NAVIRE	PAYS DE DESTINATION ET MARCHANDISE
VENEZUELA CCNT. COMMODITY TOTAL		3,455		1,977	5,432		VENEZUELA SUITE
NON-FERROUS METALS NES	GER	118			118	ALL	TOTAL DE MARCHANDISE METAUX NON-FERREUX NDA
	GREEK		141		141	GRECO	
COMMODITY TOTAL		118	141		259		TOTAL DE MARCHANDISE
METAL FAB. BASIC PROD.	U K				23	R U	OUVR. DE BASE EN METAL
	DENMK		4		4	DANMK	
	GER	161	14		175	ALL	
COMMODITY TOTAL		161	18		207		TOTAL DE MARCHANDISE
BRICKS, TILES NES	GER	20		28	20	ALL	BRICKES, TUILES NDA
GLASS BASIC PRODUCTS	GER	94			94	ALL	OUVR. DE BASE EN VERRE
	GREEK		38		38	GRECO	
	OTHER	159			159	AUTRE	
COMMODITY TOTAL		253	38		291		TOTAL DE MARCHANDISE
ASBESTOS BASIC PROD.	GER	25			25	ALL	OUVR. DE BASE AMIANTE
TRACTORS	GER	196	38		234	ALL	TRACTEURS
MACHINEERY NES	U K			359	359	R U	MACHINES NDA
	DENMK	33			33	DANMK	
	GER	1,426	268		1,694	ALL	
	GREEK		39		39	GRECO	
	NORW	6	9		15	NORV	
	U S A				42	E-U	
	OTHER		34		34	AUTRE	
COMMODITY TOTAL		1,465	350	441	2,256		TOTAL DE MARCHANDISE
PASS. AUTOS AND CHASSIS	GER	4,258			4,258	ALL	VOITURES PART., CHASSIS
	NORW	4,024			4,024	NORV	
	OTHER	5,274			5,274	AUTRE	
COMMODITY TOTAL		13,556			13,556		TOTAL DE MARCHANDISE
TRUCKS AND CHASSIS	DENMK	176			176	DANMK	CAMIONS ET CHASSIS
	GER	2	130		132	ALL	
COMMODITY TOTAL		178	130		308		TOTAL DE MARCHANDISE
MOTOR VEHICLE ENGINES	DENMK		60		60	DANMK	MOTEURS DE VEH. AUTOM.
	GER	1,781	345		2,126	ALL	
	GREEK		284		284	GRECO	
	NORW	4			4	NORV	
	U S A			1	1	E-U	
	OTHER	2,779	45		2,824	AUTRE	
COMMODITY TOTAL		4,564	734	1	5,299		TOTAL DE MARCHANDISE
ROAD MOTOR VEH. NES	GER	2,414		1	2,414	ALL	VEH. AUTOM. ROUTIERS NDA
SHIPS, AIRCRAFT, MIS. VEH	GER	1			1	ALL	NAVIGES, AVIONS, VEH. DIV
RUBBER TIRES AND TUBES	GER	37	1		38	ALL	PNEUS, CHAMBRES A AIR
	OTHER		2		2	AUTRE	
COMMODITY TOTAL		37	3		40		TOTAL DE MARCHANDISE
EQUIPMENT MISC.	DENMK	47			47	DANMK	MATERIEL DIVERS
	GER	460	88		548	ALL	
	GREEK		4		4	GRECO	
	NORW	39			39	NORV	
	U S A			4	4	E-U	
	OTHER	244	114		358	AUTRE	
COMMODITY TOTAL		790	206	4	1,000		TOTAL DE MARCHANDISE
PERSONAL, HOUSEHOLD GOODS	DENMK	3			3	DANMK	ART. PERS. ET MENAGERS
	GER	65	45		110	ALL	
	U S A			2	2	E-U	
	OTHER		3		3	AUTRE	
COMMODITY TOTAL		68	48	2	118		TOTAL DE MARCHANDISE
FIREARMS, AMMUNITION	GER	21		2	21	ALL	ARMES A FEU, MUNITIONS
	NORW	11			11	NORV	
COMMODITY TOTAL		32			32		TOTAL DE MARCHANDISE
CONTAINERS, CLOSURES	GER	61			61	ALL	CONTENEURS, FERMETURES
	OTHER	3,266	8		3,274	AUTRE	
COMMODITY TOTAL		3,327	8		3,335		TOTAL DE MARCHANDISE
MISC. END PRODUCTS NES	GER	58			58	ALL	PRODUITS FINIS DIV. NDA
	NORW	61			61	NORV	
	OTHER	52			52	AUTRE	
COMMODITY TOTAL		171			171		TOTAL DE MARCHANDISE
GENERAL CARGO	DENMK	15			15	DANMK	MARCHANDISES DIVERSES
	GER	19			19	ALL	
	OTHER	20			20	AUTRE	
COMMODITY TOTAL		54			54		TOTAL DE MARCHANDISE
CONTAINERIZED FREIGHT	GER	1,662			1,662	ALL	FRET CONTENEURESE
	U S A			373	373	E-U	
	OTHER	4			4	AUTRE	
COMMODITY TOTAL		1,666		373	2,039		TOTAL DE MARCHANDISE
COUNTRY/REGION TOTAL		161,909*	14,799*	47,272*	223,980*		TOTAL DE PAYS/REGION
BERMUDA							BERMUDES
MEAT, FRESH OR FROZEN	GER	42			42	ALL	VIANDE, FRAICHE / CONG.
	SWEEN	16			16	SUEDE	
COMMODITY TOTAL		58			58		TOTAL DE MARCHANDISE
MEAT AND MEAT PREP. NES	GER	22			22	ALL	VIANDES ET PREP. NDA
FISH, FRESH OR FROZEN	GER	256			256	ALL	POISSON, FRAIS OU CONG.
	SWEEN	6			6	SUEDE	
	PANAM	14			14	PANAM	
COMMODITY TOTAL		276			276		TOTAL DE MARCHANDISE
FISH, SALTED OR CURED	GER	5			5	ALL	POISSON, SALE OU FUME

TABLE 1. CARGOES LOADED AT CANADIAN PORTS FOR FOREIGN COUNTRIES, IN 1976.

TABLEAU 1. MARCHANDISES CHARGÉES DANS LES PORTS CANADIENS À DESTINATION DE PAYS ÉTRANGERS, EN 1976.

COUNTRY OF DESTINATION AND KIND OF CARGO	REGISTRY OF VESSEL	ATLANTIC ATLANTIQUE	GREAT LAKES GRANDS LACS	PACIFIC PACIFIQUE	TOTAL TOTAL	IMMATIC. DU NAVIRE	PAYS DE DESTINATION ET MARCHANDISE
BERMUDA	CCNT.						BERMUDES SUITE
FISH, CANNED	GER	1			1	ALL	POISSON EN BOITES
SHELL FISH, NES	GER	3			3	ALL	MOLLUSQUES CRUST., NDA
MILK POWDER	GER	45			45	ALL	LAIT EN Poudre
WHEAT	GER	4			4	ALL	BLE
CDRN MEAL AND FLUR	GER	9			9	ALL	SEMCOLE, FARINE DE MAIS
	SWEDN	2			2	SUEDE	
COMMODITY TOTAL		11			11		TOTAL DE MARCHANDISE
WHEAT FLOUR	GER	269			269	ALL	FARINE DE BLE
	SWEDN	18			18	SUEDE	
	OTHER	5			5	AUTRE	
COMMODITY TOTAL		292			292		TOTAL DE MARCHANDISE
CEREALS MILLED, NES	GER	18			18	ALL	CEREALES MCOULEES, NDA
BAKERY PROD., INC., FRCZEN	GER	5			5	ALL	PRCD., BQUL., PRCD., CCNG.
MACARONI, CEREAL PROD.	GER	3			3	ALL	PATES ALIM., PROD. CEREAL
APPLES	GER	69			69	ALL	POMMES
	SWEDN	11			11	SUEDE	
COMMODITY TOTAL		80			80		TOTAL DE MARCHANDISE
FRESH FRUITS, BERRIES	GER	43			43	ALL	FRUITS, BAIES FRAIS
FRUIT JUICES	GER	42			42	ALL	JUS DE FRUIT
FRUITS, PREP. CANNED	GER	34			34	ALL	FRUITS PREP. EN BOITE
	NORW	18			18	NORV	
	SWEDN	8			8	SUEDE	
	PANAM	3			3	PANAM	
COMMODITY TOTAL		63			63		TOTAL DE MARCHANDISE
PCTATOES	GER	392			392	ALL	POMMES DE TERRE
	SWEDN	56			56	SUEDE	
COMMODITY TOTAL		448			448		TOTAL DE MARCHANDISE
VEGETABLES, FRESH	GER	45			45	ALL	LEGUMES, FRAIS
VEGETABLES, FROZEN	GER	2			2	ALL	LEGUMES, CONGEELES
SUGAR, NES	GER	52			52	ALL	SUCRE, NDA
MOLASSES, REFINED	GER	1			1	ALL	MELASSE, RAFFINEE
SUGAR PREPARATIONS	GER	15			15	ALL	PREP. A BASE DE SUCRE
SPICES	GER	3			3	ALL	EPICES
SHORTENING	GER	7			7	ALL	GRAISSE CULINAIRE
MISC. FOOD PREP., NES	GER	301			301	ALL	DIV. PREP. ALIM., NDA
	SWEDN	2			2	SUEDE	
COMMODITY TOTAL		303			303		TOTAL DE MARCHANDISE
BEAN, SOYBEANS, MIDDLING	GER	25			25	ALL	SON, ISSUES DE CEREALES
NON-ALCOHOLIC BEVERAGE	GER	22			22	ALL	BOISSONS NON-ALCOOLIQ.
DIST. ALCOHOLIC BEV.	GER	155			155	ALL	BOISS. ALCCCL. DIST.
	NORW	21			21	NORV	
	SWEDN	4			4	SUEDE	
	OTHER	7			7	AUTRE	
COMMODITY TOTAL		187			187		TOTAL DE MARCHANDISE
CRUDE VEGET. PROD., NES	GER	27			27	ALL	PR. BRUTS ORIG. VEG., NDA
	SWEDN	22			22	SUEDE	
COMMODITY TOTAL		49			49		TOTAL DE MARCHANDISE
CRUDE WOOD MTL., NES	SWEDN	46			46	SUEDE	MATIERES BOIS BRUT NDA
SALT	GER	13			13	ALL	SEL
LUMBER AND TIMBER	GER	976			976	ALL	BOIS D'OEUVRE ET CHARP.
	NORW	45			45	NORV	
	SWEDN	4			4	SUEDE	
	PANAM	56			56	PANAM	
	OTHER	35			35	AUTRE	
COMMODITY TOTAL		1,116			1,116		TOTAL DE MARCHANDISE
NEWSPRINT PAPER	GER	223			223	ALL	PAPIER JOURNAL
	OTHER	98			98	AUTRE	
COMMODITY TOTAL		321			321		TOTAL DE MARCHANDISE
PAPER NES	U K	4			4	R U	PAPIER NDA
	GER	66			66	ALL	
	SWEDN	1			1	SUEDE	
COMMODITY TOTAL		71			71		TOTAL DE MARCHANDISE
INORGANIC CHEMS., NES	GER	10			10	ALL	PROD. CHIM. INORG., NDA
EXPLOS., FUSES, CAPS	OTHER	30			30	AUTRE	EXPLOS., AMORCES, DET.
FERTILIZERS NES	GER	26			26	ALL	ENGRAIS CHIMIQUE NDA
AGRICULTURAL CHEMICALS	GER	5			5	ALL	PROD. CHIM. AGRICOLS
PLASTIC MATERIALS	GER	2			2	ALL	MATIERES PLASTIQUES
DYESTUFF, PIGMENT, PAINT	GER	8			8	ALL	MAT. COLOR., PIC., PEINTURE
CHEM. SPECIALTIES NES	GER	2			2	ALL	PROD. CHIM. SPECIAUX NDA
LUBRICATING OIL, GREASE	GER	14			14	ALL	HUILE, GRAISSE LUBRIF.
	OTHER	3			3	AUTRE	
COMMODITY TOTAL		17			17		TOTAL DE MARCHANDISE
BARS AND RODS, STEEL	GER	7			7	ALL	BARRES ET TIGES ACIER
PLATE & SHEET STEEL	GER	2			2	ALL	TOLES, FEUILLES D'ACIER
STRUCTURAL SHAPES	GER	18			18	ALL	PROFILES DE CONSTRUCT.
PIPES, TUBES: IRON, STEEL	GER	46			46	ALL	TUYAUX, TUBES: FER, ACIER
WIRE	GER	33			33	ALL	FIL METALLIQUE
	OTHER	14			14	AUTRE	
COMMODITY TOTAL		47			47		TOTAL DE MARCHANDISE
ALUMINUM	SWEDN	4			4	SUEDE	ALUMINIUM
COPPER AND ALLOYS	GER	27			27	ALL	CUIVRE ET ALLIAGES
	SWEDN	10			10	SUEDE	
COMMODITY TOTAL		37			37		TOTAL DE MARCHANDISE
METAL PROD., BASIC PROD.	GER	42			42	ALL	OUVR. DE BASE EN METAL
	NORW	8			8	NORV	
	SWEDN	2			2	SUEDE	

TABLE 1. CARGOES LOADED AT CANADIAN PORTS FOR FOREIGN COUNTRIES, IN 1976.

TABLEAU 1. MARCHANDISES CHARGÉES DANS LES PORTS CANADIENS A DESTINATION DE PAYS ÉTRANGERS, EN 1976.

COUNTRY OF DESTINATION AND KIND OF CARGO	REGISTRY OF VESSEL	ATLANTIC ATLANTIQUE	GREAT LAKES GRANDS LACS	PACIFIC PACIFIQUE	TOTAL TOTAL	IMMATIC. DU NAVIRE	PAYS DE DESTINATION ET MARCHANDISE
BERMUDA CCNT.							
COMMODITY TOTAL	PANAM	4			4	PANAM	BERMUDES SUITE
BUILDING BRICK, CLAY BRICKS, TILES NES	GER	56			56	ALL	TOTAL DE MARCHANDISE BRIC.A BÂTIR ARGILE
GLASS BASIC PRODUCTS	GER	6			6	ALL	BRIOLES, TUILES NDA
CEMENT	GER	1			1	ALL	OUVR. DE BASE EN VERRE
CEMENT BASIC PROD.	SWEDN	4			4	ALL	CIMENT
MISC. FABRICATED PROD.	GER	7			7	SUEDE	OUVR. DE BASE CIMENT
	CTHER	6			6	ALL	OUVRAGES DIVERS
COMMODITY TOTAL		11			11	AUTRE	
PASS. AUTOS AND CHASSIS	GER	17			17	ALL	TOTAL DE MARCHANDISE VOITURES PART., CHASSIS
MOTOR VEHICLE ENGINES	GER	1			1	ALL	MOTEURS DE VEH. AUTOM.
EQUIPMENT MISC.	U K	48			48	R U	MATERIEL DIVERS
	GER	1			1	ALL	
	SWEDN	47			47	SUEDE	
	CTHER	7			7	AUTRE	
COMMODITY TOTAL		20			20		
PERSONAL, HSEHOLD GOODS	GER	75			75	ALL	TOTAL DE MARCHANDISE ART. PERS. ET MENAGERS
	SWEDN	8			8	SUEDE	
COMMODITY TOTAL		2			2		
CONTAINERS, CLOSURES	GER	10			10	ALL	TOTAL DE MARCHANDISE CONTENEURS, FERMETURES
	NORW	34			34	NORV	
	SWEDN	6			6	SUEDE	
COMMODITY TOTAL		2			2		
MISC. END PRODUCTS NES	GER	42			42	ALL	TOTAL DE MARCHANDISE PRODUITS FINIS DIV. NDA
GENERAL CARGO	NORW	19			19	NORV	MARCHANDISES DIVERSES
CONTAINERIZED FREIGHT	U K	11			11	R U	FRET CONTENEURESE
	GER	3,025			3,025	ALL	
	NORW	4,478			4,478	SUEDE	
	SWEDN	117			117	AUTRE	
	CTHER	504			504		
COMMODITY TOTAL		2,726			2,726		
		10,850			10,850		
COUNTRY/REGION TOTAL		15,115*			15,115*		TOTAL DE PAYS/REGION
BELIZE							
FISH, SALTED OR CURED	CTHER	2			2	AUTRE	BELIZE
FISH, CANNED	LIBER	10			10	LIBER	POISSON, SALE OU FUME
	CTHER	29			29	AUTRE	POISSON EN BOITES
COMMODITY TOTAL		39			39		TOTAL DE MARCHANDISE
CHEESE	CTHER	2			2	AUTRE	FROMAGE
MILK POWDER	CTHER	157			157	AUTRE	LAIT EN POUVRE
MALT AND MALT FLOUR	CTHER	89			89	AUTRE	MALT ET FARINE DE MALT
WHEAT FLOUR	CTHER	142			142	AUTRE	FARINE DE BLE
MACARONI, CEREAL PROD.	CTHER	1			1	AUTRE	PATES ALIM. PRCD. CEREAL
VEGETABLES, DRIED	CTHER	18			18	AUTRE	LEGUMES, SECS
SYRUP	CTHER	2			2	AUTRE	SIROP
SPICES	CTHER	11			11	AUTRE	EPICES
MISC. FOOD PREP. NES	CTHER	43			43	AUTRE	DIV. PREP. ALIM. NDA
DIST. ALCOHOLIC BEV.	CTHER	1			1	AUTRE	BOISS. ALCOOL. DIST.
ASBESTOS	CTHER	100			100	AUTRE	AMIANTE
SALT	CTHER	13			13	AUTRE	SEL
VENEER, PLYWOOD	CTHER	7			7	AUTRE	PLACAGES, CCNTR-PLAQ.
NEWSPRINT PAPER	NORW			661	661	NORV	PAPIER JOURNAL
	CTHER	100			100	AUTRE	
COMMODITY TOTAL		100		661	761		TOTAL DE MARCHANDISE PAPIER NDA
PAPER NES	LIBER	61			61	LIBER	
	CTHER	118			118	AUTRE	
COMMODITY TOTAL		179			179		TOTAL DE MARCHANDISE CARTON
PAPERBOARD	LIBER	3			3	LIBER	
	CTHER	3			3	AUTRE	
COMMODITY TOTAL		6			6		TOTAL DE MARCHANDISE PLAQ. CONSTR., PAP. CART.
BLOG. PAPER AND BOARD	CTHER	2			2	AUTRE	OUVR. EN MAT. TEXT. NDA
TEXTILE FAB. MTL NES	LIBER	1			1	LIBER	
	CTHER	9			9	AUTRE	
COMMODITY TOTAL		10			10		TOTAL DE MARCHANDISE EXPLOS., AMORCES, DET.
EXPLOS., FUSES, CAPS	CTHER	128			128	AUTRE	MATIERES PLASTIQUES
PLASTIC MATERIALS	CTHER	9			9	AUTRE	HUILE, GRAISSE LUBRIF.
LUBRICATING OIL, GREASE	CTHER	2			2	AUTRE	TOLES, FEUILLES D'ACIER
PLATE & SHEET STEEL	CTHER	111			111	AUTRE	OUVR. DE BASE EN METAL
METAL FAB. BASIC PRCD.	CTHER	49			49	LIBER	MACHINES NDA
MACHINERY NES	LIBER	1			1	LIBER	
	CTHER	1			1	AUTRE	
COMMODITY TOTAL		2			2		TOTAL DE MARCHANDISE MATERIEL DIVERS
EQUIPMENT MISC.	CTHER	8			8	AUTRE	ART. PERS. ET MENAGERS
PERSONAL, HSEHOLD GOODS	LIBER	2			2	LIBER	
	CTHER	12			12	AUTRE	
COMMODITY TOTAL		14			14		TOTAL DE MARCHANDISE ARMES A FEU, MUNITIONS
FIREARMS, AMMUNITION	LIBER	1			1	LIBER	
	CTHER	6			6	AUTRE	
COMMODITY TOTAL		7			7		TOTAL DE MARCHANDISE PRODUITS FINIS DIV. NDA
MISC. END PRODUCTS NES	CTHER	2			2	AUTRE	
COUNTRY/REGION TOTAL		1,256*		661*	1,917*		TOTAL DE PAYS/REGION

TABLE 1. CARGOES LOADED AT CANADIAN PORTS FOR FOREIGN COUNTRIES, IN 1976.

TABLEAU 1. MARCHANDISES CHARGÉES DANS LES PORTS CANADIENS A DESTINATION DE PAYS ÉTRANGERS, EN 1976.

COUNTRY OF DESTINATION AND KIND OF CARGO	REGISTRY OF VESSEL	ATLANTIC ATLANTIQUE	GREAT LAKES GRANDS LACS	PACIFIC PACIFIQUE	TOTAL TOTAL	IMMATIC. DU NAVIRE	PAYS DE DESTINATION ET MARCHANDISE
BARBADOS							BARBADE
MEAT, FRESH OR FROZEN	GER	204			204	ALL	VIANDE, FRAICHE / CONG.
	SWEDN	5			5	SUEDE	
	PANAM	69			69	PANAM	
COMMODITY TOTAL		278			278		TOTAL DE MARCHANDISE
MEAT, CURED	GER	164			164	ALL	VIANDE FUMÉE CU SALEE
	NDRW	53			53	NORV	
	SWEDN	17			17	SUEDE	
	OTHER	104			104	AUTRE	
COMMODITY TOTAL		338			338		TOTAL DE MARCHANDISE
MEAT AND MEAT PREP. NES	GER	135			135	ALL	VIANDES ET PREP. NDA
	OTHER	157			157	AUTRE	
COMMODITY TOTAL		292			292		TOTAL DE MARCHANDISE
FISH, FRESH OR FROZEN	GER	730			730	ALL	POISSON, FRAIS OU CONG.
	NORW	28			28	NORV	
	SWEDN	13			13	SUEDE	
	OTHER	40			40	AUTRE	
COMMODITY TOTAL		811			811		TOTAL DE MARCHANDISE
FISH, SALTED OR CURED	GER	159			159	ALL	POISSON, SALE OU FUME
FISH, CANNED	OTHER	4			4	AUTRE	POISSON EN BOITES
SHELL FISH, NES	GER	8			8	ALL	MOLLUSQUES CRUST. NDA
MILK POWDER	GER	49			49	ALL	LAIT EN POUDRE
	NDRW	35			35	NORV	
COMMODITY TOTAL		84			84		TOTAL DE MARCHANDISE
OATS	GER	80			80	ALL	AVOINE
	SWEDN	34			34	SUEDE	
	OTHER	20			20	AUTRE	
COMMODITY TOTAL		134			134		TOTAL DE MARCHANDISE
MALT AND MALT FLOUR	GER	133			133	ALL	MALT ET FARINE DE MALT
	SWEDN	45			45	SUEDE	
COMMODITY TOTAL		178			178		TOTAL DE MARCHANDISE
WHEAT FLOUR	GER	848			848	ALL	FARINE DE BLE
	NORW	65			65	NORV	
	SWEDN	15			15	SUEDE	
	OTHER	16			16	AUTRE	
COMMODITY TOTAL		944			944		TOTAL DE MARCHANDISE
CEREALS MILLED, NES	GER	73			73	ALL	CEREALES MOULUES, NDA
BAKERY PROD. INC. FROZEN	GER	10			10	ALL	PROD. BOUL., PROD. CONG.
MACARONI, CEREAL PROD.	GER	133			133	ALL	PÂTES ALIM. PROD. CEREAL
APPLES	GER	253			253	ALL	POMMES
	SWEDN	23			23	SUEDE	
	PANAM	17			17	PANAM	
COMMODITY TOTAL		293			293		TOTAL DE MARCHANDISE
FRESH FRUITS, BERRIES	PANAM	34			34	PANAM	FRUITS, BAIES FRAIS
FROZEN FRUITS, BERRIES	GER	7			7	ALL	FRUITS, BAIES CONGÉLÉS
FRUIT JUICES	GER	27			27	ALL	JUS DE FRUIT
FRUIT, PRES. NOT CANNED	OTHER	18			18	AUTRE	CDNS. FRUITS NON BOITE
FRUITS, PREP. CANNED	GER	71			71	ALL	FRUITS PREP. EN BOITE
	NORW	42			42	NORV	
	SWEDN	5			5	SUEDE	
COMMODITY TOTAL		118			118		TOTAL DE MARCHANDISE
POTATOES	GER	2,518			2,518	ALL	POMMES DE TERRE
	SWEDN	217			217	SUEDE	
	PANAM	192			192	PANAM	
	OTHER	100			100	AUTRE	
COMMODITY TOTAL		3,027			3,027		TOTAL DE MARCHANDISE
VEGETABLES, FRESH	GER	213			213	ALL	LEGUMES, FRAIS
	SWEDN	72			72	SUEDE	
	PANAM	36			36	PANAM	
	OTHER	20			20	AUTRE	
COMMODITY TOTAL		341			341		TOTAL DE MARCHANDISE
VEGETABLES, FROZEN	GER	3			3	ALL	LEGUMES, CONGÉLÉS
VEGETABLES, DRIED	GER	59			59	ALL	LEGUMES, SECS
	NORW	33			33	NORV	
	OTHER	76			76	AUTRE	
COMMODITY TOTAL		168			168		TOTAL DE MARCHANDISE
VEGETABLE PREP. NES	GER	18			18	ALL	PREP. DE LEGUMES NDA
	OTHER	3			3	AUTRE	
COMMODITY TOTAL		21			21		TOTAL DE MARCHANDISE
SYRUP	GER	8			8	ALL	SIROP
SUGAR PREPARATIONS	GER	4			4	ALL	PREP. A BASE DE SUCRE
SPICES	GER	4			4	ALL	ÉPICES
	NORW	4			4	NORV	
	OTHER	2			2	AUTRE	
COMMODITY TOTAL		10			10		TOTAL DE MARCHANDISE
VINEGAR	GER	2			2	ALL	VINAIGRE
MISC. FOOD PREP. NES	GER	150			150	ALL	DIV. PREP. ALIM. NDA
	NORW	16			16	NORV	
	SWEDN	3			3	SUEDE	
	OTHER	35			35	AUTRE	
COMMODITY TOTAL		204			204		TOTAL DE MARCHANDISE
GROUND CEREALS NES	GER	15			15	ALL	CEREALES MOULUES NDA
CONC. COMPLETE FEEDS	GER	18			18	ALL	CONC., PRCV. COMPLETES
	OTHER	24			24	AUTRE	
COMMODITY TOTAL		42			42		TOTAL DE MARCHANDISE
NON-ALCOHOLIC BEVERAGE	GER	21			21	ALL	BOISSONS NON-ALCOOLIQ.
ALB. BEER, STOUT, PORTER	GER	90			90	ALL	ALB., BIÈRE, STOUT, PORTER

TABLE 1. CARGOES LOADED AT CANADIAN PORTS FOR FOREIGN COUNTRIES, IN 1976.

TABLEAU 1. MARCHANDISES CHARGÉES DANS LES PORTS CANADIENS A DESTINATION DE PAYS ÉTRANGERS, EN 1976.

COUNTRY OF DESTINATION AND KIND OF CARGO	REGISTRY OF VESSEL	ATLANTIC ATLANTIQUE	GREAT LAKES GRANDS LACS	PACIFIC PACIFIQUE	TOTAL TOTAL	IMMATIC. DU NAVIRE	PAYS DE DESTINATION ET MARCHANDISE
BARBADOS CONT. DIST. ALCOHOLIC BEV.	GER	39			39	ALL	BARBADE SUITE
	SWEDN	2			2	SUEDE	BOISS. ALCOOL. DIST.
	OTHER	2			2	AUTRE	
COMMODITY TOTAL		39			39		TOTAL DE MARCHANDISE
TOBACCO NES	GER	7			7	ALL	TABACS NDA
	OTHER	3			3	AUTRE	
COMMODITY TOTAL		10			10		TOTAL DE MARCHANDISE
CRUDE WOOD MTL. NES	GER	1			1	ALL	MATIERES BOIS PRUT NDA
	SWEDN	14			14	SUEDE	
COMMODITY TOTAL		15			15		TOTAL DE MARCHANDISE
SALT	GER	43			43	ALL	SSEL
COTTON, TEXTILE WASTE	GER	12			12	ALL	DECHETS DE COTON, TEXT.
	OTHER	15			15	AUTRE	
COMMODITY TOTAL		27			27		TOTAL DE MARCHANDISE
LUMBER AND TIMBER	GER	1,557			1,557	ALL	BOIS COEUVRE ET CHARP.
	NORW	572			572	NORV	
	SWEDN	201			201	SUEDE	
	OTHER	108			108	AUTRE	
COMMODITY TOTAL		2,438			2,438		TOTAL DE MARCHANDISE
SHINGLES AND SHAKES	GER	31			31	ALL	BARDEAUX, BARD. FACADE
VENER, PLYWOOD	GER	2			2	ALL	PLACAGES, CONTRE-PLAQ.
COPPERAGE STOCK	GER	68			68	ALL	DEMI-PRCD. TONNELLERIE
WOOD FAB. MATERIALS	GER	4			4	ALL	DEMI-PRCDITS EN BOIS
NEWSPRINT PAPER	GER	224			224	ALL	PAPIER JOURNAL
	OTHER	217			217	AUTRE	
COMMODITY TOTAL		441			441		TOTAL DE MARCHANDISE
PAPER NES	GER	442			442	ALL	PAPIER NDA
	NORW	64			64	NORV	
	SWEDN	68			68	SUEDE	
COMMODITY TOTAL		574			574		TOTAL DE MARCHANDISE
BLDG. PAPER AND BOARD	GER	46			46	ALL	PLAQ. CONSTR., PAP/CART.
	SWEDN	4			4	SUEDE	
	OTHER	8			8	AUTRE	
COMMODITY TOTAL		58			58		TOTAL DE MARCHANDISE
TEXTILE FAB. MTL NES	GER	42			42	ALL	OUVR. EN MAT. TEXT. NDA
	NORW	7			7	NORV	
	OTHER	12			12	AUTRE	
COMMODITY TOTAL		61			61		TOTAL DE MARCHANDISE
VEG. OILS, FATS NES	GER	5			5	ALL	HUIL. MAT. GRAS. VEG. NDA
OILS, FATS, WAXES NES	GER	2			2	ALL	HUIL. MAT. GRAS. CIRE NDA
INORGANIC CHEMS. NES	GER	84			84	ALL	PROD. CHIM. INORG. NDA
	NORW	5			5	NORV	
	OTHER	15			15	AUTRE	
COMMODITY TOTAL		104			104		TOTAL DE MARCHANDISE
ORGANIC CHEMICALS NES	GER	6			6	ALL	PROD. CHIM. ORGAN. NDA
	SWEDN	8			8	SUEDE	
COMMODITY TOTAL		14			14		TOTAL DE MARCHANDISE
EXPLOS., FUSES, CAPS	OTHER	140			140	AUTRE	EXPLOS., AMORCES, DET.
PLASTIC MATERIALS	GER	31			31	ALL	MATIERES PLASTIQUES
DYESTUFF, PIGMENT, PAINT	GER	4			4	ALL	MAT. COLOR. PIG. PEINTURE
CHEM. SPECIALTIES NES	GER	9			9	ALL	PROD. CHIM. SPEC. TAUX NDA
LUBRICATING OIL, GREASE	GER	3			3	ALL	HUILE, GRAISSE LUBRIF.
	OTHER	1			1	AUTRE	
COMMODITY TOTAL		4			4		TOTAL DE MARCHANDISE
PETROL, COAL PRD. NES	GER	1			1	ALL	DERIVE PETR. CHARB. NDA
CASTINGS, FORGINGS	GER	16			16	ALL	MOUL. PIECES FORGEES
PLATE & SHEET STEEL	GER	10			10	ALL	TOLES, FEUILLES DACIER
	OTHER	20			20	AUTRE	
COMMODITY TOTAL		30			30		TOTAL DE MARCHANDISE
STRUCTURAL SHAPES	GER	55			55	ALL	PROFILES DE CONSTRUCT.
PIPES, TUBES: IRON, STEEL	GER	1,856			1,856	ALL	TOYEAUX, TUBES: FER, ACIER
	NORW	278			278	NORV	
	OTHER	625			625	AUTRE	
COMMODITY TOTAL		2,759			2,759		TOTAL DE MARCHANDISE
WIRE	GER	9			9	ALL	FIL METALLIQUE
ALUMINUM	GER	58			58	ALL	ALUMINUM
	SWEDN	7			7	SUEDE	
	OTHER	3			3	AUTRE	
COMMODITY TOTAL		68			68		TOTAL DE MARCHANDISE
COPPER AND ALLOYS	OTHER	8			8	AUTRE	CUIVRE ET ALLIAGES
METAL FAB. BASIC PRD.	GER	20			20	ALL	OUVR. DE BASE EN METAL
	OTHER	40			40	AUTRE	
COMMODITY TOTAL		60			60		TOTAL DE MARCHANDISE
BRICKS, TILES NES	GER	1			1	ALL	BRIQUES, TUILES NDA
GLASS BASIC PRODUCTS	OTHER	2			2	AUTRE	OUVR. DE BASE EN VERRE
CEMENT	GER	24			24	ALL	CIMENT
NON-MET. MIN. BASIC PRD.	GER	2			2	ALL	PRD. MIN. NON-MET. BASE
	OTHER	1			1	AUTRE	
COMMODITY TOTAL		3			3		TOTAL DE MARCHANDISE
MISC. FABRICATED PRD.	GER	26			26	ALL	OUVRAGES DIVERS
MACHINERY NES	GER	43			43	ALL	MACHINES NDA
PASS. AUTOS AND CHASSIS	GER	10			10	ALL	VOITURES PART., CHASSIS
	NORW	6			6	NORV	
COMMODITY TOTAL		16			16		TOTAL DE MARCHANDISE
MOTOR VEHICLE ENGINES	OTHER	6			6	AUTRE	MOTEURS DE VEH. AUTOM.
EQUIPMENT MISC.	GER	10			10	ALL	MATERIEL DIVERS

TABLE 1. CARGOES LOADED AT CANADIAN PORTS FOR FOREIGN COUNTRIES, IN 1976.

T BILAU 1. MARCHANDISES CHARGÉES DANS LES PORTS CANADIENS A DESTINATION DE PAYS ÉTRANGERS, EN 1976.

COUNTRY OF DESTINATION AND KIND OF CARGO	REGISTRY OF VESSEL	ATLANTIC ATLANTIQUE	GREAT LAKES GRANDS LACS	PACIFIC PACIFIQUE	TOTAL TOTAL	IMMATIC. DU NAVIRE	PAYS DE DESTINATION ET MARCHANDISE
BARBADOS CONT.							BARBADE SUITE
COMMODITY TOTAL	OTHER	37			37	AUTRE	TOTAL DE MARCHANDISE
PERSONAL, HOUSEHOLD GOODS	GER	56			56	ALL	ART. PERS. ET MENAGERS
	NORW	31			31	NORV	
	SWEDN	9			9	SUEDE	
	OTHER	13			13	AUTRE	
COMMODITY TOTAL		55			55		TOTAL DE MARCHANDISE
CONTAINERS, CLOSURES	GER	198			198	ALL	CONTENEURS, FERMETURES
	NORW	11			11	NORV	
	SWEDN	4			4	SUEDE	
	OTHER	4			4	AUTRE	
COMMODITY TOTAL		217			217		TOTAL DE MARCHANDISE
MISC. END PRODUCTS NES	GER	17			17	ALL	PRODUITS FINIS DIV. NDA
	SWEDN	3			3	SUEDE	
	OTHER	34			34	AUTRE	
COMMODITY TOTAL		54			54		TOTAL DE MARCHANDISE
GENERAL CARGO	GER	15			15	ALL	MARCHANDISES DIVERSES
CONTAINERIZED FREIGHT	GER	8,393			8,393	ALL	FRET CONTENEURESE
	NORW	554			554	NORV	
	SWEDN	534			534	SUEDE	
	OTHER	3,578			3,578	AUTRE	
COMMODITY TOTAL		13,059			13,059		TOTAL DE MARCHANDISE
COUNTRY/REGION TOTAL		28,606*			28,606*		TOTAL DE PAYS/REGION
JAMAICA							JAMAIQUE
MEAT, FRESH OR FROZEN	GER	40			40	ALL	VIANDE, FRAICHE / CONG.
MEAT, CURED	GER	97	21		118	ALL	VIANDE FUMÉE OU SALÉE
	NORW	45			45	NORV	
COMMODITY TOTAL		142	21		163		TOTAL DE MARCHANDISE
MEAT AND MEAT PREP. NES	GER	13			13	ALL	VIANDES ET PREP. NDA
	OTHER	74			74	AUTRE	
COMMODITY TOTAL		87			87		TOTAL DE MARCHANDISE
FISH, FRESH OR FROZEN	GER	706			706	ALL	PÊCHON, FRAIS OU CONG.
	NORW	66			66	NORV	
	PANAM	28			28	PANAM	
	OTHER	12			12	AUTRE	
COMMODITY TOTAL		812			812		TOTAL DE MARCHANDISE
FISH, SALTED OR CURED	GER	1,076			1,076	ALL	POISSON, SALE OU FUMÉ
	NORW	588			588	NORV	
	CAN	156			156	CAN	
COMMODITY TOTAL		1,820			1,820		TOTAL DE MARCHANDISE
FISH, CANNED	GER	1,220			1,220	ALL	POISSON EN BOITES
	NORW	20			20	NORV	
COMMODITY TOTAL		1,240			1,240		TOTAL DE MARCHANDISE
SHELL FISH, NES	GER	1			1	ALL	MOLLUSQUES CRUST., NDA
BUTTER	NORW	59			59	NORV	BEURRE
MILK POWDER	GER	553			553	ALL	LAIT EN POUORE
	NORW	1,024			1,024	NORV	
COMMODITY TOTAL		1,577			1,577		TOTAL DE MARCHANDISE
WHEAT	U K	16,559			16,559	R U	BLE
	GREEK	8,681			8,681	GRECQ	
	NORW	20			20	NORV	
COMMODITY TOTAL		25,260			25,260		TOTAL DE MARCHANDISE
MALT AND MALT FLOUR	GER	2,790	453		3,243	ALL	MALT ET FARINE DE MALT
	GREEK		453		453	GRECQ	
	NORW	856			856	NORV	
	OTHER	454			454	AUTRE	
COMMODITY TOTAL		4,100	906		5,006		TOTAL DE MARCHANDISE
WHEAT FLOUR	GER	146			146	ALL	FARINE DE BLE
	NORW	79			79	NORV	
	OTHER	60			60	AUTRE	
COMMODITY TOTAL		285			285		TOTAL DE MARCHANDISE
CEREALS MILLED, NES	GER	43			43	ALL	CEREALES MOULUES, NDA
	SWEDN	2			2	SUEDE	
COMMODITY TOTAL		45			45		TOTAL DE MARCHANDISE
BAKERY PROD. INC. FROZEN	GER	2			2	ALL	PROD. BOUL., PROD. CONG.
APPLES	GER	12			12	ALL	POMMES
FRUIT JUICES	GER	5			5	ALL	JUS DE FRUIT
	NORW	17			17	NORV	
COMMODITY TOTAL		22			22		TOTAL DE MARCHANDISE
FRUITS, PREP. CANNED	GREEK		8		8	GRECQ	FRUITS PREP. EN BOITE
POTATOES	GER	3,233			3,233	ALL	POMMES DE TERRE
	PANAM	601			601	PANAM	
	OTHER	542			542	AUTRE	
COMMODITY TOTAL		4,376			4,376		TOTAL DE MARCHANDISE
VEGETABLES, FRESH	GER	3			3	ALL	LEGUMES, FRAIS
VEGETABLES, DRIED	GER	22			22	ALL	LEGUMES, SECS
SUGAR, NES	GER	7			7	ALL	SUCRE, NDA
SYRUP	GER	5			5	ALL	SIROP
SPICES	NORW	3			3	NORV	ÉPICES
SHORTENING	OTHER	1			1	AUTRE	GRAISSE CULINAIRE
MISC. FOOD PREP. NES	GER	41			41	ALL	DIV. PREP. ALIM. NDA
	OTHER	19			19	AUTRE	
COMMODITY TOTAL		60			60		TOTAL DE MARCHANDISE

TABLE 1. CARGOES LOADED AT CANADIAN PORTS FOR FOREIGN COUNTRIES, IN 1976.

TABLEAU 1. MARCHANDISES CHARGÉES DANS LES PORTS CANADIENS A DESTINATION DE PAYS ÉTRANGERS, EN 1976.

COUNTRY OF DESTINATION AND KIND OF CARGO	REGISTRY OF VESSEL	ATLANTIC ATLANTIQUE	GREAT LAKES GRANDS LACS	PACIFIC PACIFIQUE	TOTAL TOTAL	IMMATIC. DU NAVIRE	PAYS DE DESTINATION ET MARCHANDISE
JAMAICA CONT.							JAMAIQUE SUITE
CONC. COMPLETE FEEDS	NORW OTHER	64 6			64 6	NORV AUTRE	CONC., PROC. COMPLETES
COMMODITY TOTAL		70			70		TOTAL DE MARCHANDISE
DIST. ALCOHOLIC BEV.	NORW	4			4	NORV	BOISS. ALCOOL. DIST.
CRUDE VEG. PRD. NES	OTHER	4			4	AUTRE	PR. BRUTS GRIG. VEG. NDA
ASBESTOS	GREEK	600			600	GRECQ	AMIANTE
SAND AND GRAVEL	GER	5			5	ALL	SABLE ET GRAVIERS
SALT	GER NORW	10 31			10 31	ALL NORV	SEL
COMMODITY TOTAL		41			41		TOTAL DE MARCHANDISE
RUBBER FAB. MATERIALS	GER	3			3	ALL	DEMI-PROD. CAOUTCHOUC
LUMBER AND TIMBER	GER NORW OTHER	554 248 47			554 248 47	ALL NORV AUTRE	BOIS OEUVRE ET CHARP.
COMMODITY TOTAL		849			849		TOTAL DE MARCHANDISE
WOOD FAB. MATERIALS	GER	1			1	ALL	DEMI-PRODUITS EN BOIS
NEWSPRINT PAPER	U K DENMK GER GREEK NORW LIBER OTHER	1,186 350 556 1,311 2,815 2,276 21			1,186 350 556 1,311 2,815 2,276 21	P U DANMK ALL GRECQ NORV LIBER AUTRE	PAPIER JOURNAL
COMMODITY TOTAL		8,515			8,515		TOTAL DE MARCHANDISE
PAPER NES	GER NORW OTHER	699 246 45			699 246 45	ALL NORV AUTRE	PAPIER NDA
COMMODITY TOTAL		990			990		TOTAL DE MARCHANDISE
PAPERBOARD	DENMK GER	310 7			310 7	DANMK ALL	CARTON
COMMODITY TOTAL		317			317		TOTAL DE MARCHANDISE
BLDG. PAPER AND BOARD	GER NORW OTHER	75 61 19			75 61 19	ALL NORV AUTRE	PLAQ. CONSTR., PAP/CART.
COMMODITY TOTAL		155			155		TOTAL DE MARCHANDISE
WET MACHINE BOARD	GER	3			3	ALL	CARTON EN PATE PRESSE
TEXTILE FAB. MTL NES	GER NORW OTHER	37 14 1			37 14 1	ALL NORV AUTRE	OUVR. EN MAT. TEXT. NDA
COMMODITY TOTAL		52			52		TOTAL DE MARCHANDISE
ANIMAL OILS, EXC. MARINE	GER	305			305	ALL	HUIL. ANIM. SAUF AN. MAR.
METALLIC SALTS	GER NORW	23 6			23 6	ALL NORV	SELS METALLIQUES
COMMODITY TOTAL		29			29		TOTAL DE MARCHANDISE
INORGANIC CHEMS. NES	GER NORW OTHER	29 2 9			29 2 9	ALL NORV AUTRE	PROD. CHIM. INORG. NDA
COMMODITY TOTAL		40			40		TOTAL DE MARCHANDISE
ORGANIC CHEMICALS NES	GER	244			244	ALL	PROD. CHIM. ORGAN. NDA
EXPLOS., FUSES, CAPS	OTHER	132			132	AUTRE	EXPLOS., AMORCES, DET.
AGRICULTURAL CHEMICALS	GER	11			11	ALL	PROD. CHIM. AGRICOLLES
PLASTIC MATERIALS	GER NORW OTHER	37 10 3			37 10 3	ALL NORV AUTRE	MATIERES PLASTIQUES
COMMODITY TOTAL		50			50		TOTAL DE MARCHANDISE
OYESTUFF, PIGMENT, PAINT	GER GREEK OTHER	50 1 1		1	50 1 1	ALL GRECQ AUTRE	MAT. COLOR. PIG. PEINTURE
COMMODITY TOTAL		51		1	52		TOTAL DE MARCHANDISE
CHEM. SPECIALTIES NES	GER NORW	23 4			23 4	ALL NORV	PROD. CHIM. SPECIAUX NDA
COMMODITY TOTAL		27			27		TOTAL DE MARCHANDISE
LUBRICATING OIL, GREASE	GER	9			9	ALL	HUIL. GRAISSE LUBRIF.
PETROL, COAL PROD. NES	GER	15			15	ALL	DERIVE PETR. CHARB. NDA
BARS AND RODS, STEEL	GER GREEK OTHER	444 40 66			444 40 66	ALL GRECQ AUTRE	BARRES ET TIGES ACIER
COMMODITY TOTAL		550			550		TOTAL DE MARCHANDISE
PLATE & SHEET STEEL	GREEK OTHER		1,427 316		1,427 316	GRECQ AUTRE	TOLES, FEUILLES D'ACIER
COMMODITY TOTAL			1,743		1,743		TOTAL DE MARCHANDISE
STRUCTURAL SHAPES	GER NORW OTHER	370 9 22			370 9 22	ALL NORV AUTRE	PROFILES DE CONSTRUCT.
COMMODITY TOTAL		401			401		TOTAL DE MARCHANDISE
PIPES, TUBES: IRON, STEEL	GER NORW OTHER	3 5 12			3 5 12	ALL NORV AUTRE	TUYAUX, TUBES: FER, ACIER
COMMODITY TOTAL		20			20		TOTAL DE MARCHANDISE
ALUMINUM	GER NORW OTHER	808 774 363			808 774 363	ALL NORV AUTRE	ALUMINIUM
COMMODITY TOTAL		1,945			1,945		TOTAL DE MARCHANDISE
COPPER AND ALLOYS	GER	15			15	ALL	GUIVRE ET ALLIAGES
METAL FAB. BASIC PROD.	GER NORW	44 3			44 3	ALL NORV	OUVR. DE BASE EN METAL

TABLE 1. CARGOES LOADED AT CANADIAN PORTS FOR FOREIGN COUNTRIES, IN 1976.

TABLEAU 1. MARCHANDISES CHARGÉES DANS LES PORTS CANADIENS A DESTINATION DE PAYS ÉTRANGERS, EN 1976.

COUNTRY OF DESTINATION AND KIND OF CARGO	REGISTRY OF VESSEL	ATLANTIC ATLANTIQUE	GREAT LAKES GRANDS LACS	PACIFIC PACIFIQUE	TOTAL TOTAL	IMMATIC. DU NAVIRE	PAYS DE DESTINATION ET MARCHANDISE
JAMAICA CONT.							JAMAIQUE SUITE
COMMODITY TOTAL	OTHER	35			35	AUTRE	TOTAL DE MARCHANDISE
MISC. FABRICATED PROD.	GER	82			82	ALL	OUVRAGES DIVERS
MACHINERY NES	GER	4			4	ALL	MACHINES NOA
	GER	72			72	ALL	
	NORW	18			18	NORV	
	OTHER	1			1	AUTRE	
COMMODITY TOTAL		91			91		TOTAL DE MARCHANDISE
RAILWAY ROLLING STOCK	GER	480			480	ALL	MAT. ROUL. DE CH. DE FER
	NORW	2			2	NORV	
COMMODITY TOTAL		482			482		TOTAL DE MARCHANDISE
PASS. AUTOS AND CHASSIS	GER	33			33	ALL	VOITURES PART., CHASSIS
	GREEK		2		2	GRECC	
	NORW	9			9	NORV	
	OTHER	7			7	AUTRE	
COMMODITY TOTAL		49	2		51		TOTAL DE MARCHANDISE
TRUCKS AND CHASSIS	GER		2		2	ALL	CAMIONS ET CHASSIS
MOTOR VEHICLE ENGINES	GER	14			14	ALL	MOTEURS DE VEH. AUTOM.
EQUIPMENT MISC.	GER	76			76	ALL	MATERIEL DIVERS
	GREEK		3		3	GRECC	
	NORW	11			11	NORV	
	OTHER	43	1		44	AUTRE	
COMMODITY TOTAL		130	4		134		TOTAL DE MARCHANDISE
PERSONAL, HOUSEHOLD GOODS	GER	21	1		22	ALL	ART. PERS. ET MENAGERS
	NORW	46			46	NORV	
	OTHER	2			4	AUTRE	
COMMODITY TOTAL		69	3		72		TOTAL DE MARCHANDISE
CONTAINERS, CLOSURES	GER	111			111	ALL	CONTENEURS, FERMETURES
	NORW	20			20	NORV	
	OTHER	21			21	AUTRE	
COMMODITY TOTAL		152			152		TOTAL DE MARCHANDISE
MISC. END PRODUCTS NES	GER	116			116	ALL	PRODUITS FINIS DIV. NOA
	NORW	16			16	NORV	
	OTHER	8			8	AUTRE	
COMMODITY TOTAL		140			140		TOTAL DE MARCHANDISE
GENERAL CARGO	DENMK	376			376	DANMK	MARCHANDISES DIVERSES
	GER	56			56	ALL	
	NORW	19			19	NORV	
COMMODITY TOTAL		451			451		TOTAL DE MARCHANDISE
CONTAINERIZED FREIGHT	GER	3,638			3,638	ALL	FRET CONTENEURESE
	GREEK	40			40	GRECC	
	NORW	2,199			2,199	NORV	
	LIBER	376			376	LIBER	
	PANAM	505			505	PANAM	
	OTHER	4,958			4,958	AUTRE	
COMMODITY TOTAL		11,716			11,716		TOTAL DE MARCHANDISE
COUNTRY/REGION TOTAL		68,814*	2,690*	*	71,504*		TOTAL DE PAYS/REGION
LEEWIND IS.							I. LEEWIND.
MEAT, FRESH OR FROZEN	GER	122			122	ALL	VIANDE, FRAICHE / CONG.
	SWEDN	28			28	SUEDE	
COMMODITY TOTAL		150			150		TOTAL DE MARCHANDISE
MEAT, CURED	GER	89			89	ALL	VIANDE FUMEE OU SALEE
	NORW	48			48	NORV	
	SWEDN	37			37	SUEDE	
	OTHER	1			1	AUTRE	
COMMODITY TOTAL		175			175		TOTAL DE MARCHANDISE
MEAT AND MEAT PREP. NES	GER	269			269	ALL	VIANDES ET PREP. NOA
FISH, FRESH OR FROZEN	GER	849			849	ALL	POISSON, FRAIS OU CONG.
	NORW	39			39	NORV	
	SWEDN	48			48	SUEDE	
	OTHER	72			72	AUTRE	
COMMODITY TOTAL		1,008			1,008		TOTAL DE MARCHANDISE
FISH, SALTED OR CURED	GER	111			111	ALL	POISSON, SALE OU FUME
	NORW	1			1	NORV	
COMMODITY TOTAL		112			112		TOTAL DE MARCHANDISE
FISH, CANNED	GER	127			127	ALL	POISSON EN BOITES
SHELL FISH, NES	GER	4			4	ALL	MOLLUSQUES CRUST., NOA
BUTTER	GER	62			62	ALL	BEURRE
MILK POWDER	GER	440			440	ALL	LAIT EN POWDRE
	SWEDN	11			11	SUEDE	
	OTHER	3			3	AUTRE	
COMMODITY TOTAL		454			454		TOTAL DE MARCHANDISE
DAIRY PROD., EGGS, HONEY	GER	44			44	ALL	PROD. LAIT., OEUF, MIEL
CORN	GER	6			6	ALL	MAIS
OATS	GER	8			8	ALL	AVOINE
WHEAT	GER	43			43	ALL	BLE
CORN MEAL AND FLOUR	GER	95			95	ALL	SEMOLLE, FARINE DE MAIS
	NORW	21			21	NORV	
	SWEDN	17			17	SUEDE	
COMMODITY TOTAL		133			133		TOTAL DE MARCHANDISE
WHEAT FLOUR	GER	10,465			10,465	ALL	FARINE DE BLE
	NORW	893			893	NORV	
	SWEDN	720			720	SUEDE	
	OTHER	151			151	AUTRE	
COMMODITY TOTAL		12,229			12,229		TOTAL DE MARCHANDISE

TABLE 1. CARGOES LOADED AT CANADIAN PORTS FOR FOREIGN COUNTRIES, IN 1976.

TABLEAU 1. MARCHANDISES CHARGÉES DANS LES PORTS CANADIENS A DESTINATION DE PAYS ÉTRANGERS, EN 1976.

COUNTRY OF DESTINATION AND KIND OF CARGO	REGISTRY OF VESSEL	ATLANTIC ATLANTIQUE	GREAT LAKES GRANDS LACS	PACIFIC PACIFIQUE	TOTAL TOTAL	IMMATIC. DU NAVIRE	PAYS DE DESTINATION ET MARCHANDISE
LEEW-WIND IS. CONT.							1. LEEW-WIND. SUITE
CEREALS MILLED, NES	GER	39			39	ALL	CEREALES MOULUES, NDA
	NORW	124			124	NORV	
COMMODITY TOTAL		163			163		TOTAL DE MARCHANDISE
BAKERY PROD. INC. FROZEN	GER	10			10	ALL	PRGD. BOUL., PROD. CONG.
MACARONI, CEREAL PRCD.	GER	74			74	ALL	PATES ALIM. PRCD. CEREAL
	SWEDN	17			17	SUEDE	
COMMODITY TOTAL		91			91		TOTAL DE MARCHANDISE
FRUIT JUICES	GER	21			21	ALL	JUS DE FRUIT
	SWEDN	6			6	SUEDE	
	OTHER	4			4	AUTRE	
COMMODITY TOTAL		31			31		TOTAL DE MARCHANDISE
FRUITS, PREP. CANNED	GER	20			20	ALL	FRUITS PREP. EN ECITE
	NORW	69			69	NORV	
	SWEDN	10			10	SUEDE	
COMMODITY TOTAL		99			99		TOTAL DE MARCHANDISE
PEANUTS	SWEDN	9			9	SUEGE	CACAHUETES
NUTS, EXC. OIL NUTS NES	GER	4			4	ALL	NOIX, SAUF OLEAG. NDA
POTATOES	GER	221			221	ALL	POMMES DE TERRE
	NORW	50			50	NORV	
	SWEDN	25			25	SUEDE	
	OTHER	39			39	AUTRE	
COMMODITY TOTAL		335			335		TOTAL DE MARCHANDISE
VEGETABLES, FRESH	GER	268			268	ALL	LEGUMES, FRAIS
	NORW	18			18	NORV	
	SWEDN	29			29	SUEDE	
	OTHER	24			24	AUTRE	
COMMODITY TOTAL		339			339		TOTAL DE MARCHANDISE
VEGETABLES, DRIED	GER	116			116	ALL	LEGUMES, SECS
	OTHER	7			7	AUTRE	
COMMODITY TOTAL		123			123		TOTAL DE MARCHANDISE
VEGETABLE PREP. NES	GER	20			20	ALL	PREP. DE LEGUMES NDA
SUGAR, NES	GER	697			697	ALL	SUCRE, NDA
	NORW	8			8	NORV	
	SWEDN	17			17	SUEDE	
COMMODITY TOTAL		722			722		TOTAL DE MARCHANDISE
SPICES	GER	18			18	ALL	EPICES
VINEGAR	GER	3			3	ALL	VINAIGRE
MISC. FOOD PREP. NES	GER	475			475	ALL	DIV. PREP. ALIM. NDA
	NORW	19			19	NORV	
	SWEDN	4			4	SUEDE	
	OTHER	2			2	AUTRE	
COMMODITY TOTAL		500			500		TOTAL DE MARCHANDISE
GROUND CEREALS NES	GER	71			71	ALL	CEREALES MOULUES, NDA
FEEDS OF ANIMAL ORIGIN	GER	1			1	ALL	PRCV. D'ORIGINE ANIMALE
	NORW	10			10	NORV	
COMMODITY TOTAL		11			11		TOTAL DE MARCHANDISE
CONC. COMPLETE FEEDS	GER	214			214	ALL	CONC., PRCV. COMPLETES
	NORW	13			13	NORV	
	OTHER	5			5	AUTRE	
COMMODITY TOTAL		232			232		TOTAL DE MARCHANDISE
NON-ALCOHOLIC BEVERAGE	GER	31			31	ALL	BOISSONS NON-ALCOOLIQ.
	NORW	3			3	NORV	
COMMODITY TOTAL		34			34		TOTAL DE MARCHANDISE
DIST. ALCOHOLIC BEV.	GER	9			9	ALL	BOISS. ALCOOL. DIST.
	NORW	8			8	NORV	
	SWEDN	12			12	SUEDE	
COMMODITY TOTAL		29			29		TOTAL DE MARCHANDISE
TOBACCO NES	GER	17			17	ALL	TABACS NCA
CRUDE ANIMAL PROD. NES	GER	6			6	ALL	PR. BRUTS CRIG. ANIM. NDA
SALT	GER	97			97	ALL	SSEL
COTTON, TEXTILE WASTE	GER	28			28	ALL	DECHETS DE COTON, TEXT.
LUMBER AND TIMBER	GER	1,067			1,067	ALL	BOIS D'OEUVRE ET CHARP.
	NORW	212			212	NORV	
	SWEDN	25			25	SUEDE	
	OTHER	15			15	AUTRE	
COMMODITY TOTAL		1,319			1,319		TOTAL DE MARCHANDISE
SHINGLES AND SHAKES	GER	9			9	ALL	BARDEAUX, BARD. FACADE
	SWEDN	16			16	SUEDE	
COMMODITY TOTAL		25			25		TOTAL DE MARCHANDISE
COPPERAGE STOCK	GER	12			12	ALL	DEMI-PROD. TONNELLERIE
WOOD FAB. MATERIALS	GER	66			66	ALL	DEMI-PRODUITS EN BOIS
NEWSPRINT PAPER	GER	23			23	ALL	PAPIER JOURNAL
	NORW	16			16	NORV	
COMMODITY TOTAL		39			39		TOTAL DE MARCHANDISE
PAPER NES	GER	186			186	ALL	PAPIER NDA
	OTHER	3			3	AUTRE	
COMMODITY TOTAL		189			189		TOTAL DE MARCHANDISE
PAPERBOARD	GER	10			10	ALL	CARTON
BLDG. PAPER AND BOARD	GER	338			338	ALL	PLAQ. CONSTR., PAP. CART.
	NORW	35			35	NORV	
COMMODITY TOTAL		373			373		TOTAL DE MARCHANDISE
TEXTILE FAB. MTL NES	GER	192			192	ALL	DUVR. EN MAT. TEXT. NDA
	NORW	25			25	NORV	
	OTHER	9			9	AUTRE	
COMMODITY TOTAL		226			226		TOTAL DE MARCHANDISE
VEG. OILS, FAT, NES	GER	3			3	ALL	HUIL. MAT. GRAS, VEG. NDA

TABLE 1. CARGOES LOADED AT CANADIAN PORTS FOR FOREIGN COUNTRIES, IN 1976.

TABLEAU 1. MARCHANDISES CHARGÉES DANS LES PORTS CANADIENS A DESTINATION DE PAYS ÉTRANGERS, EN 1976.

COUNTRY OF DESTINATION AND KIND OF CARGO	REGISTRY OF VESSEL	ATLANTIC ATLANTIQUE	GREAT LAKES GRANDS LACS	PACIFIC PACIFIQUE	TOTAL TOTAL	IMMATIC. DU NAVIRE	PAYS DE DESTINATION ET MARCHANDISE
LEEW-WIND IS. CONT.							1. LEEW-WIND. SUITE
SULPHURIC ACID	GER	1			1	ALL	ACIDE SULFURIQUE
INORGANIC CHEMS. NES	GER	64			64	ALL	PROD. CHIM. INORG. NDA
	SWEDN	6			6	SUEDE	
COMMODITY TOTAL		70			70		TOTAL DE MARCHANDISE
FERTILIZERS NES	NORW	2	1,120		1,122	NORV	ENGRAIS CHIMIQUE NDA
	SWEDN	267			267	SUEDE	
COMMODITY TOTAL		269	1,120		1,389		TOTAL DE MARCHANDISE
AGRICULTURAL CHEMICALS	GER	5			5	ALL	PROD. CHIM. AGRICOLLES
PLASTIC MATERIALS	SWEDN	72			72	SUEDE	MATIERES PLASTIQUES
DYESTUFF, PIGMENT, PAINT	GER	19			19	ALL	MAT. COLOR. PIG. PEINTURE
CHEM. SPECIALTIES NES	GER	2			2	ALL	PROD. CHIM. SPECIAUX NDA
ASPHALTS, ROAD OILS	GER	8			8	ALL	ASPHALTE, BITUME LIQD.
CASTINGS, FORGINGS	GER	345			345	ALL	MOUL. PIECES FORGEES
BAR AND RODS, STEEL	GER	25			25	ALL	BARRES ET TIGES ACIER
STRUCTURAL SHAPES	GER	263			263	ALL	PROFILES DE CONSTRUCT.
PIPES, TUBES: IRON, STEEL	GER	301			301	ALL	TUYAUX, TUBES: FER, ACIER
ALUMINUM	GER	7			7	ALL	ALUMINIUM
COPPER AND ALLOYS	GER	4			4	ALL	CUIVRE ET ALLIAGES
	NORW	21			21	NORV	
COMMODITY TOTAL		25			25		TOTAL DE MARCHANDISE
METAL FAB. BASIC PROD.	GER	812			812	ALL	OUVR. DE BASE EN METAL
NON-MET. MIN. BASIC PROD.	GER	23			23	ALL	PROD. MIN. NON-MET. BASE
MISC. FABRICATED PROD.	GER	41			41	ALL	OUVRAGES DIVERS
	NORW	14			14	NORV	
COMMODITY TOTAL		55			55		TOTAL DE MARCHANDISE
MACHINERY NES	GER	20			20	ALL	MACHINES NDA
	NORW	173			173	NORV	
	OTHR	5			5	AUTRE	
COMMODITY TOTAL		198			198		TOTAL DE MARCHANDISE
PASS. AUTOS AND CHASSIS	GER	9			9	ALL	VOITURES PART., CHASSIS
	NORW	20			20	NORV	
COMMODITY TOTAL		29			29		TOTAL DE MARCHANDISE
BUSES AND CHASSIS	GER	5			5	ALL	AUTOBUS ET CHASSIS
TRUCKS AND CHASSIS	GER	35			35	ALL	CAMIONS ET CHASSIS
MOTOR VEHICLE ENGINES	GER	178			178	ALL	MOTEURS DE VEH. AUTOM.
	NORW	7			7	NORV	
COMMODITY TOTAL		185			185		TOTAL DE MARCHANDISE
SHIPS, AIRCRAFT, MIS. VEH	GER	8			8	ALL	NAVIRES, AVIONS, VEH. DIV
RUBBER TIRES AND TUBES	GER	41			41	ALL	PNEUS, CHAMBRES A AIR
	SWEDN	3			3	SUEDE	
COMMODITY TOTAL		44			44		TOTAL DE MARCHANDISE
EQUIPMENT MISC.	GER	63			63	ALL	MATERIEL DIVERS
	NORW	5			5	NORV	
	SWEDN	16			16	SUEDE	
COMMODITY TOTAL		84			84		TOTAL DE MARCHANDISE
PERSONAL, HOUSEHOLD GOODS	GER	110			110	ALL	ART. PERS. ET MENAGERS
	NORW	21			21	NORV	
	SWEDN	3			3	SUEDE	
	OTHR	2			2	AUTRE	
COMMODITY TOTAL		136			136		TOTAL DE MARCHANDISE
CONTAINERS, CLOSURES	GER	485			485	ALL	CONTENEURS, FERMETURES
	NORW	56			56	NORV	
COMMODITY TOTAL		541			541		TOTAL DE MARCHANDISE
MISC. END PRODUCTS NES	GER	79			79	ALL	PRODUITS FINIS DIV. NDA
	SWEDN	4			4	SUEDE	
COMMODITY TOTAL		83			83		TOTAL DE MARCHANDISE
GENERAL CARGO	GER	22			22	ALL	MARCHANDISES DIVERSES
CONTAINERIZED FREIGHT	GER	842			842	ALL	FRET CONTENEURESE
	NORW	674			674	NORV	
	SWEDN	31			31	SUEDE	
	OTHR	45			45	AUTRE	
COMMODITY TOTAL		1,592			1,592		TOTAL DE MARCHANDISE
COUNTRY/REGION TOTAL		25,342*	1,120*	*	26,462*		TOTAL DE PAYS/REGION
TRINIDAD-TOBAG							TRINIDAD TOBAG
MEAT, FRESH OR FROZEN	GER	46			46	ALL	VIANDE, FRAICHE / CONG.
	NORW	22			22	NORV	
	PANAM	142			142	PANAM	
COMMODITY TOTAL		210			210		TOTAL DE MARCHANDISE
MEAT, CURED	GER	12			12	ALL	VIANDE FUMEE OU SALEE
	NORW	58			58	NORV	
	OTHR	57			57	AUTRE	
COMMODITY TOTAL		127			127		TOTAL DE MARCHANDISE
MEAT AND MEAT PREP. NES	GER	85			85	ALL	VIANDES ET PREP. NDA
	NORW	77			77	NORV	
COMMODITY TOTAL		162			162		TOTAL DE MARCHANDISE
FISH, FRESH OR FROZEN	GER	986			986	ALL	POISSON, FRAIS OU CONG.
	NORW	34			34	NORV	
	OTHR	40			40	AUTRE	
COMMODITY TOTAL		1,060			1,060		TOTAL DE MARCHANDISE
FISH, SALTED OR CURED	GER	59			59	ALL	POISSON, SALE OU FUME
	NORW	31			31	NORV	
COMMODITY TOTAL		90			90		TOTAL DE MARCHANDISE
FISH, CANNED	NORW	90			90	NORV	POISSON EN BOITES

TABLE 1. CARGOES LOADED AT CANADIAN PORTS FOR FOREIGN COUNTRIES, IN 1976.

TABLEAU 1. MARCHANDISES CHARGÉES DANS LES PORTS CANADIENS A DESTINATION DE PAYS ÉTRANGERS, EN 1976.

COUNTRY OF DESTINATION AND KIND OF CARGO	REGISTRY OF VESSEL	ATLANTIC ATLANTIQUE	GREAT LAKES GRANDS LACS	PACIFIC PACIFIQUE	TOTAL TOTAL	IMMATIC. DU NAVIRE	PAYS DE DESTINATION ET MARCHANDISE
TRINIDAD-TOBAG CONT.							TRINIDAD TOBAG SUITE
SHELL FISH, NES	OTHER	20			20	AUTRE	MOLLUSQUES CRUST., NDA
CHEESE	GER	1			1	ALL	FROMAGE
MILK POWDER	GER	76			76	ALL	LAIT EN POUFRE
	NORW	16			16	NORV	
COMMODITY TOTAL		92			92		TOTAL DE MARCHANDISE
DAIRY PROD., EGGS, HONEY	GER	1			1	ALL	PROD. LAIT., OEUF, MIEL
OATS	NORW	30			30	NORV	AVGINE
WHEAT	U K	6,087			6,087	R U	BLE
	NORW	21,957			21,957	NORV	
	OTHER	22,917			22,917	AUTRE	
COMMODITY TOTAL		50,961			50,961		TOTAL DE MARCHANDISE
CORN MEAL AND FLOUR	OTHER	72			72	AUTRE	SEMULE, FARINE DE MAIS
MALT AND MALT FLOUR	OTHER	10			10	AUTRE	MALT ET FARINE DE MALT
WHEAT FLOUR	GER	10			10	ALL	FARINE DE BLE
	NORW	208			208	NORV	
	OTHER	90			90	AUTRE	
COMMODITY TOTAL		308			308		TOTAL DE MARCHANDISE
CEREALS MILLED, NES	GER	41			41	ALL	CEREALES MOULUES, NDA
	NORW	23			23	NORV	
COMMODITY TOTAL		64			64		TOTAL DE MARCHANDISE
APPLES	NORW	15			15	NORV	POMMES
	PANAM	99			99	PANAM	
COMMODITY TOTAL		114			114		TOTAL DE MARCHANDISE
FRESH FRUITS, BERRIES	PANAM	169			169	PANAM	FRUITS, BAIES FRAIS
FRUIT JUICES	DENMK	20			20	DANMK	JUS DE FRUIT
	GER	30			30	ALL	
COMMODITY TOTAL		50			50		TOTAL DE MARCHANDISE
FRUITS, PREP. CANNED	GER	25			25	ALL	FRUITS PREP. EN BOITE
POTATOES	DENMK	603			603	DANMK	POMMES DE TERRE
	GER	4,005			4,005	ALL	
	NORW	844			844	NORV	
	SWEDN	113			113	SUEDE	
	OTHER	5			5	AUTRE	
COMMODITY TOTAL		5,570			5,570		TOTAL DE MARCHANDISE
VEGETABLES, FRESH	DENMK	2,933			2,933	DANMK	LEGUMES, FRAIS
	NORW	53			53	NORV	
	PANAM	171			171	PANAM	
COMMODITY TOTAL		3,157			3,157		TOTAL DE MARCHANDISE
VEGETABLES, FROZEN	GER	31			31	ALL	LEGUMES, CONGULES
VEGETABLES, DRIED	U K	2,199			2,199	R U	LEGUMES, SEC
	DENMK	2,914			2,914	DANMK	
	NORW	158			158	NORV	
	OTHER	2,844			2,844	AUTRE	
COMMODITY TOTAL		8,115			8,115		TOTAL DE MARCHANDISE
VEGETABLE PREP. NES	GER	15			15	ALL	PREP. DE LEGUMES NDA
SUGAR, NES	GER	19			19	ALL	SUCRE, NDA
SPICES	GER	1			1	ALL	EPICES
VINEGAR	GER	5			5	ALL	VINAIGRE
MISC. FOOD PREP. NES	GER	120			120	ALL	OTV. PREP. ALIM. NDA
	NORW	90			90	NORV	
	OTHER	41			41	AUTRE	
COMMODITY TOTAL		251			251		TOTAL DE MARCHANDISE
GROUND CEREALS NES	NORW	22			22	NORV	CEREALES MOULUES NDA
	OTHER	7			7	AUTRE	
COMMODITY TOTAL		29			29		TOTAL DE MARCHANDISE
FEEDS OF ANIMAL ORIGIN	NORW	5			5	NORV	PROD. D'ORIGINE ANIMALE
NCA-ALCOHOLIC BEVERAGE	GER	4			4	ALL	BOISSONS NON-ALCOOLIQ.
	OTHER	7			7	AUTRE	
COMMODITY TOTAL		11			11		TOTAL DE MARCHANDISE
CRUDE ANIMAL PROD. NES	GER	57			57	ALL	PR. BRUTS ORIG. ANIM. NDA
ASBESTOS	GER	3			3	ALL	AMIANTE
COTTON, TEXTILE WASTE	GER	63			63	ALL	DECHETS DE COTON, TEXT.
WASTE AND SCRAP NES	GER	13			13	ALL	DECHETS ET REBUTS NDA
	NORW	99			99	NORV	
COMMODITY TOTAL		112			112		TOTAL DE MARCHANDISE
LUMBER AND TIMBER	DENMK			2,815	2,815	DANMK	BOIS D'OEUVRE ET CHARP.
	GER	1,429			1,429	ALL	
	NORW	1,218		2,000	3,218	NORV	
	OTHER	258			258	AUTRE	
COMMODITY TOTAL		2,905		4,815	7,720		TOTAL DE MARCHANDISE
VENEER, PLYWOOD	DENMK			416	416	DANMK	PLACAGES, CENTRE-PLAQ.
	GER	17			17	ALL	
COMMODITY TOTAL		17		416	433		TOTAL DE MARCHANDISE
NEWSPRINT PAPER	DENMK	2,275			2,275	DANMK	PAPIER JOURNAL
	GER	1,166			1,166	ALL	
	NORW	698		500	1,198	NORV	
	OTHER	1,491			1,491	AUTRE	
COMMODITY TOTAL		5,630		500	6,130		TOTAL DE MARCHANDISE
PAPER NES	GER	403			403	ALL	PAPIER NDA
	NORW	140			140	NORV	
	OTHER	105			105	AUTRE	
COMMODITY TOTAL		648			648		TOTAL DE MARCHANDISE
PAPEBOARD	DENMK	270			270	DANMK	CARTON
	GER	40			40	ALL	
COMMODITY TOTAL		310			310		TOTAL DE MARCHANDISE
BLDG. PAPER AND BOARD	GER	168			168	ALL	PLAC. CONSTR., PAN. CART.

TABLE 1. CARGOES LOADED AT CANADIAN PORTS FOR FOREIGN COUNTRIES, IN 1976.

TABLEAU 1. MARCHANDISES CHARGÉES DANS LES PORTS CANADIENS A DESTINATION DE PAYS ÉTRANGERS, EN 1976.

COUNTRY OF DESTINATION AND KIND OF CARGO	REGISTRY OF VESSEL	ATLANTIC ATLANTIQUE	GREAT LAKES GRANDS LACS	PACIFIC PACIFIQUE	TOTAL TOTAL	IMMATIC. DU NAVIRE	PAYS DE DESTINATION ET MARCHANDISE
TRINIDAD-TOBAG CONT.							TRINIDAD TOBAG SUITE
COMMODITY TOTAL	NORW	109			109	NORV	TOTAL DE MARCHANDISE
TEXTILE FAB.MTL NES	GER	274			274	ALL	OUVR.EN MAT.TEXT.NDA
	NORW	25			25	NORV	
	OTHER	19			19	AUTRE	
COMMODITY TOTAL		27			27		TOTAL DE MARCHANDISE
ANIMAL OILS, EXC. MARINE	GER	71			71	ALL	HUIL.ANIM.SAUF AN.MAR.
	NORW	329			329	NORV	
COMMODITY TOTAL		57			57		TOTAL DE MARCHANDISE
VEG.OILS, FATS NES	GER	386			386	ALL	HUIL.MAT.GRAS.VEG.NDA
METALLIC SALTS	GER	7			7	ALL	SELS METALLIQUES
	NORW	4			4	NORV	
COMMODITY TOTAL		12			12		TOTAL DE MARCHANDISE
INORGANIC CHEMS. NES	GER	16			16	ALL	PROD.CHIM.INORG.NDA
	NORW	165			165	NORV	
COMMODITY TOTAL		41			41		TOTAL DE MARCHANDISE
ORGANIC CHEMICALS NES	GER	206			206	ALL	PROD.CHIM.ORGAN.NDA
AGRICULTURAL CHEMICALS	NORW	3			3	NORV	PROD.CHIM.AGRICLES
PLASTIC MATERIALS	GER	13			13	ALL	MATIERES PLASTIQUES
	OTHER	14			14	AUTRE	
COMMODITY TOTAL		6			6		TOTAL DE MARCHANDISE
DYESTUFF, PIGMENT, PAINT	GER	20			20	ALL	MAT.COLOUR.PIG.PEINTURE
	NORW	13			13	NORV	
COMMODITY TOTAL		10			10		TOTAL DE MARCHANDISE
CHEM. SPECIALTIES NES	GER	23			23	ALL	PROD.CHIM.SPECIAUX NDA
LUBRICATING OIL, GREASE	GER	26	26		26	ALL	HUIL.E, GRAISSE LUBRIF.
	OTHER	14			14	AUTRE	
COMMODITY TOTAL		6			6		TOTAL DE MARCHANDISE
ASPHALTS, ROAD OILS	GER	20			20	ALL	ASPHALTE, BITUME LIQD.
	OTHER	3			3	AUTRE	
COMMODITY TOTAL		6			6		TOTAL DE MARCHANDISE
PETROL, COAL PROD. NES	GER	9			9	ALL	DERIVE PETR.CHARB.NDA
PLATE & SHEET STEEL	GER	1			1	ALL	TOLES, FEUILLES D'ACIER
	NORW	30			30	NORV	
COMMODITY TOTAL		138			138		TOTAL DE MARCHANDISE
STRUCTURAL SHAPES	GER	168			168	ALL	PROFILES DE CONSTRUCT.
	OTHER	85			85	AUTRE	
COMMODITY TOTAL		10			10		TOTAL DE MARCHANDISE
RAILS & TRACK MATERIAL	OTHER	95			95	AUTRE	RAILS, MAT.VOIE FERREE
PIPES, TUBES: IRON, STEEL	GER	8			8	ALL	TUYAUX, TUBES: FER, ACIER
	NORW	176			176	NORV	
	OTHER	99			99	AUTRE	
COMMODITY TOTAL		55			55		TOTAL DE MARCHANDISE
WIRE	NORW	330			330	NORV	FIL METALLIQUE
	OTHER	75			75	AUTRE	
COMMODITY TOTAL		2			2		TOTAL DE MARCHANDISE
ALUMINUM	GER	77			77	ALL	ALUMINIUM
	NORW	149			149	NORV	
	OTHER	27			27	AUTRE	
COMMODITY TOTAL		18			18		TOTAL DE MARCHANDISE
COPPER AND ALLOYS	GER	194			194	ALL	CUIVRE ET ALLIAGES
LEAD AND ALLOYS	GER	24			24	ALL	PLOMB ET ALLIAGES
	NORW	119			119	NORV	
COMMODITY TOTAL		87			87		TOTAL DE MARCHANDISE
ZINC AND ALLOYS	GER	206			206	ALL	ZINC ET ALLIAGES
NON-FERROUS METALS NES	GER	151			151	ALL	METAUX NON-FERREUX NDA
METAL FAB. BASIC PROD.	GER	108			108	ALL	OUVR.DE BASE EN METAL
BRICKS, TILES NES	GER	49			49	ALL	BRIQUES, TUILES NCA
	NORW	92			92	NORV	
COMMODITY TOTAL		65			65		TOTAL DE MARCHANDISE
CEMENT BASIC PROD.	NORW	157			157	NORV	OUVR.DE BASE CIMENT
NON-MET. MIN. BASIC PROD.	GER	46			46	ALL	PROD.MIN.NON-MET.BASE
	NORW	22			22	NORV	
COMMODITY TOTAL		15			15		TOTAL DE MARCHANDISE
MISC. FABRICATED PROD.	GER	37			37	ALL	OUVRAGES DIVERS
MACHINERY NES	GER	45			45	ALL	MACHINES NDA
	OTHER	61			61	AUTRE	
COMMODITY TOTAL		63			63		TOTAL DE MARCHANDISE
MOTOR VEHICLE ENGINES	GER	124			124	ALL	MOTEURS DE VEH.AUTOM.
	OTHER	15			15	AUTRE	
COMMODITY TOTAL		8			8		TOTAL DE MARCHANDISE
EQUIPMENT MISC.	GER	23			23	ALL	MATERIEL DIVERS
	NORW	439			439	NORV	
	OTHER	118			118	AUTRE	
COMMODITY TOTAL		23			23		TOTAL DE MARCHANDISE
PERSONAL, HOUSEHOLD GOODS	GER	580			580	ALL	ART.PERS.ET MENAGERS
	NORW	155			155	NORV	
	OTHER	13			13	AUTRE	
COMMODITY TOTAL		18			18		TOTAL DE MARCHANDISE
CONTAINERS, CLOSURES	GER	186			186	ALL	CONTENEURS, FERMETURES
MISC. END PRODUCTS NES	GER	4			4	ALL	PRODUITS FINIS DIV.NDA
	NORW	68			68	NORV	
	PANAM	15			15	PANAM	
COMMODITY TOTAL		72			72		TOTAL DE MARCHANDISE
GENERAL CARGO	DENMK	155			155	DANMK	MARCHANDISES DIVERSES
	GER	532			532	ALL	

TABLE 1. CARGOES LOADED AT CANADIAN PORTS FOR FOREIGN COUNTRIES, IN 1976.

TABLEAU 1. MARCHANDISES CHARGÉES DANS LES PORTS CANADIENS A DESTINATION DE PAYS ÉTRANGERS, EN 1976.

COUNTRY OF DESTINATION AND KIND OF CARGO	REGISTRY OF VESSEL	ATLANTIC ATLANTIQUE	GREAT LAKES GRANDS LACS	PACIFIC PACIFIQUE	TOTAL TOTAL	IMMATIC. DU NAVIRE	PAYS DE DESTINATION ET MARCHANDISE
TRINIDAD-TOBAG CONT.							
	NORW	3			3	NORV	TRINIDAD TOBAG SUITE
	OTHER	12			12	AUTRE	
COMMODITY TOTAL		554			554		TOTAL DE MARCHANDISE
CONTAINERIZED FREIGHT	GER	6,670			6,670	ALL	FRET CONTENEURESE
	NORW	1,096			1,096	NORV	
	SWEDN	417			417	SUEDE	
	OTHER	1,559			1,559	AUTRE	
COMMODITY TOTAL		9,742			9,742		TOTAL DE MARCHANDISE
COUNTRY/REGION TOTAL		94,632*	26*	5,739*	100,397*		TOTAL DE PAYS/REGION
COSTA RICA							
DAIRY PRD., EGGS, HONEY	OTHER			6	6	AUTRE	COSTA-RICA
MALT AND MALT FLOUR	OTHER			220	220	AUTRE	PRD. LAIT., ŒUFS, MIEL
VEGETABLES, DRIED	OTHER			67	67	AUTRE	MALT ET FARINE DE MALT
MUSTARD SEED	U S A			19	19	E-U	LEGUMES, SECS
ASBESTOS	U S A			402	402	E-U	GRAINE DE MOUTARDE
	OTHER			200	200	AUTRE	AMIANTE
COMMODITY TOTAL				602	602		TOTAL DE MARCHANDISE
VENEER, PLYWOOD	NETH	748			748	P. BAS	PLACAGES, CENTRE-PLAQ.
PULP	CAN	497			497	CAN	PATE
	OTHER			1,214	1,214	AUTRE	
COMMODITY TOTAL		497		1,214	1,711		TOTAL DE MARCHANDISE
NEWSPRINT PAPER	GER	4,158			4,158	ALL	PAPIER JOURNAL
	NORW	1,368			1,368	NORV	
	LIBER	709			709	LIBER	
	OTHER	2,646		902	3,548	AUTRE	
COMMODITY TOTAL		8,881		902	9,783		TOTAL DE MARCHANDISE
PAPER NES	NORW			1,424	1,424	NORV	PAPIER NOA
PAPERBOARD	U K	1,507			1,507	R U	CARTON
	GER	1,506			1,506	ALL	
	OTHER	4,505			4,505	AUTRE	
COMMODITY TOTAL		7,518			7,518		TOTAL DE MARCHANDISE
TEXTILE FAB. MTL NES	OTHER	1			1	AUTRE	OUVR. EN MAT. TEXT. NOA
INORGANIC CHEMS. NES	U S A			6	6	E-U	PRD. CHIM. INORG. NOA
	OTHER	11		40	51	AUTRE	
COMMODITY TOTAL		11		46	57		TOTAL DE MARCHANDISE
ORGANIC CHEMICALS NES	OTHER			70	70	AUTRE	PRD. CHIM. ORGAN. NOA
EXPLOS., FUSES, CAPS	OTHER	127			127	AUTRE	EXPLOS., AMORCES, DET.
POTASH	GREEK			11,573	11,573	GREQ	POTASSE
PLATE & SHEET STEEL	OTHER	2			2	AUTRE	TOLES, FEUILLES D'ACIER
PIPES, TUBES: IRON, STEEL	OTHER	535			535	AUTRE	TUYAUX, TUBES: FER, ACIER
ALUMINIUM	U S A			221	221	E-U	ALUMINIUM
LEAD AND ALLOYS	U S A			22	22	E-U	PLOMB ET ALLIAGES
	OTHER			1	1	AUTRE	
COMMODITY TOTAL				23	23		TOTAL DE MARCHANDISE
ZINC AND ALLOYS	U S A			221	221	E-U	ZINC ET ALLIAGES
	OTHER			248	248	AUTRE	
COMMODITY TOTAL				469	469		TOTAL DE MARCHANDISE
BRICKS, TILES NES	OTHER	217			217	AUTRE	BRIQUES, TUILES NOA
MACHINERY NES	OTHER			2	2	AUTRE	MACHINES NOA
EQUIPMENT MISC.	U S A			3	3	E-U	MATERIEL DIVERS
PERSONAL, HOUSEHOLD GOODS	OTHER			5	5	AUTRE	ART. PERS. ET MENAGERS
MISC. FND PRODUCTS NES	OTHER			10	10	AUTRE	PRODUITS FINIS DIV. NOA
COUNTRY/REGION TOTAL		18,537*	*	16,876*	35,413*		TOTAL DE PAYS/REGION
CUBA							
CATTLE	OTHER	869			869	AUTRE	CUBA
LIVE ANIMALS, NES	OTHER	325			325	AUTRE	BOVINS
SHELL FISH, NES	OTHER	27			27	AUTRE	ANIMAUX VIVANTS, NOA
MILK POWDER	DENMK	2,811			2,811	DANMK	MOLLUSQUES CRUST., NOA
	PANAM	5,236			5,236	PANAM	LAIT EN Poudre
COMMODITY TOTAL		8,047			8,047		TOTAL DE MARCHANDISE
BARLEY	GER	7,145			7,145	ALL	ORGE
	GREEK	22,937			22,937	GREQ	
	OTHER	10,102			10,102	AUTRE	
COMMODITY TOTAL		40,184			40,184		TOTAL DE MARCHANDISE
CORN	U K	17,472			17,472	R U	MAIS
	OTHER	124,176			124,176	AUTRE	
COMMODITY TOTAL		141,648			141,648		TOTAL DE MARCHANDISE
OATS	GER	187			187	ALL	AVOINE
	GREEK	6,030			6,030	GREQ	
	OTHER	11,342			11,342	AUTRE	
COMMODITY TOTAL		17,559			17,559		TOTAL DE MARCHANDISE
WHEAT	GER	948			948	ALL	BLE
	GREEK	16,710			16,710	GREQ	
	NETH	17,550			17,550	P. BAS	
	OTHER	386,364		77,246	463,610	AUTRE	
COMMODITY TOTAL		421,572		77,246	498,818		TOTAL DE MARCHANDISE
WHEAT FLOUR	OTHER	214,963			214,963	AUTRE	FARINE DE BLE
POTATOES	DENMK	3,412			3,412	DANMK	POMMES DE TERRE
	OTHER	7,112			7,112	AUTRE	
COMMODITY TOTAL		10,524			10,524		TOTAL DE MARCHANDISE

TABLE 1. CARGOES LOADED AT CANADIAN PORTS FOR FOREIGN COUNTRIES, IN 1976.

TABLEAU 1. MARCHANDISES CHARGÉES DANS LES PORTS CANADIENS A DESTINATION DE PAYS ÉTRANGERS, EN 1976.

COUNTRY OF DESTINATION AND KIND OF CARGO	REGISTRY OF VESSEL	ATLANTIC ATLANTIQUE	GREAT LAKES GRANDS LACS	PACIFIC PACIFIQUE	TOTAL TOTAL	IMMATIC. DU NAVIRE	PAYS DE DESTINATION ET MARCHANDISE
CUBA							CUBA
VEGETABLES, DRIED	DENMK OTHER	2,770			2,770 1,425	DANMK AUTRE	LEGUMES, SECS
COMMODITY TOTAL		2,770			2,770		TOTAL DE MARCHANDISE
MISC. FOOD PREP. NES	OTHER	125		1,425	1,550	AUTRE	DIV. PREP. ALIM. NDA
HAY, FORAGE, STRAW	OTHER	199			199	AUTRE	FCIN, FCURRAGE, PAILLE
GROUND CEREALS NES	OTHER	34			34	AUTRE	CEREALES MOUTUES NDA
FEEDS, VEGETABLE ORIGIN	OTHER	112			112	AUTRE	PROV. D'ORIGINE VEGETALE
CONC. COMPLETE FEEDS	OTHER	79			79	AUTRE	CONC., PPCV, CCMPLITES
DIST. ALCOHOLIC BEV.	OTHER	6			6	AUTRE	BDISS. ALCOOL. DIST.
BOLTS, ROUND TIMBER	GREEK OTHER			369	369	GRECC AUTRE	BILLOTS, BOIS ROUNDS
COMMODITY TOTAL				972	972		TOTAL DE MARCHANDISE
ASBESTOS	GREEK	190		1,341	1,531	GRECC	AMIANTE
SALT	OTHER	35			35	AUTRE	SEL
SULPHUR IN ORES	OTHER			22,045	22,045	AUTRE	SOUFRE EN MINERAI
CRUDE NON-MET. MIN. NES	GREEK	450			450	GRECC	MIN. NON-MET. BRUTS NDA
LEATHER	GREEK OTHER	171 230			401	GRECC AUTRE	CUIR
COMMODITY TOTAL		401			401		TOTAL DE MARCHANDISE
LUMBER AND TIMBER	GREEK	1,062			1,062	GRECC	BOIS D'OEUVRE ET CHARP.
COMMODITY TOTAL				7,763	7,763	PANAM	TOTAL DE MARCHANDISE
VENEER, PLYWOOD	OTHER	2,091		280	2,371	AUTRE	PLACAGES, CONTRE-PLAQ.
PULP	OTHER	3,153		8,043	11,196	AUTRE	PATE
COMMODITY TOTAL				50	50	AUTRE	TOTAL DE MARCHANDISE
NEWSPRINT PAPER	OTHER	2,236		4,237	6,473	GRECC	PLACAGES, CONTRE-PLAQ.
PAPER NES	OTHER	70		3,300	4,000	AUTRE	PATE
COMMODITY TOTAL				7,537	9,773		TOTAL DE MARCHANDISE
PAPERBOARD	OTHER	30			30	AUTRE	PAPIER JOURNAL
BLDG. PAPER AND BOARD	GREEK	7,337		756	8,093	GRECC	PAPIER NDA
ANIMAL OILS, EXC. MARINE	OTHER	550		2,770	3,320	AUTRE	TOTAL DE MARCHANDISE
INORGANIC CHEMS. NES	GREEK OTHER	506 430		3,526	4,032	GRECC AUTRE	CARTON
COMMODITY TOTAL		936		5,182	6,118		PLAQ. CONSTR., PAP/CART.
ORGANIC CHEMICALS NES	OTHER	10			10	AUTRE	HUIL. ANIM. SAUF AN. MAR.
AGRICULTURAL CHEMICALS	OTHER	9			9	AUTRE	PROD. CHIM. INORG. NDA
PLASTIC MATERIALS	OTHER	11			11	AUTRE	TOTAL DE MARCHANDISE
CHEM. SPECIALTIES NES	OTHER	11			11	AUTRE	PROD. CHIM. AGRICOLES
LUBRICATING OIL, GREASE	GREEK	157			157	GRECC	MATIERES PLASTIQUES
COMMODITY TOTAL	OTHER	349		2	351	AUTRE	PROD. CHIM. SPECIAUX NDA
BARNS AND RODS, STEEL	OTHER	162			162	AUTRE	HUIL. GRAISSE LUBRIF.
PLATE & SHEET STEEL	GREEK	281			281	GRECC	TOTAL DE MARCHANDISE
COMMODITY TOTAL	OTHER	130			411	AUTRE	BARRES ET TIGES ACIER
STRUCTURAL SHAPES	GREEK	280			280	GRECC	TOLES, FEUILLES ACIER
COMMODITY TOTAL	OTHER	249			249	AUTRE	TOTAL DE MARCHANDISE
PIPES, TUBES: IRON, STEEL	GREEK	529			529	GRECC	PROFILES DE CONSTRUCT.
COMMODITY TOTAL	OTHER	282			282	AUTRE	TOTAL DE MARCHANDISE
WIRE	OTHER	282			282	AUTRE	TUYAUX, TUBES: FER, ACIER
METAL FAB. BASIC PROD.	GREEK	208			208	GRECC	TOTAL DE MARCHANDISE
COMMODITY TOTAL	OTHER	141			141	AUTRE	FIL METALLIQUE
CEMENT BASIC PROD.	OTHER			117	117	AUTRE	OUVR. DE BASE EN METAL
MACHINERY NES	GREEK	2,268			2,268	GRECC	TOTAL DE MARCHANDISE
COMMODITY TOTAL	OTHER	3,729			3,732	AUTRE	OUVR. DE BASE CIMENT
RAILWAY ROLLING STOCK	OTHER	5,997			6,000	AUTRE	MACHINES NDA
PASS. AUTOS AND CHASSIS	GREEK	5,332			5,332	GRECC	TOTAL DE MARCHANDISE
COMMODITY TOTAL	OTHER	20			20	AUTRE	MAT. ROUL. DE CH. DE FER
TRUCKS AND CHASSIS	OTHER	21			21	AUTRE	VOITURES PART., CHASSIS
MOTOR VEHICLE ENGINES	OTHER	198			198	AUTRE	TOTAL DE MARCHANDISE
EQUIPMENT MISC.	OTHER	168			168	AUTRE	CAMIONS ET CHASSIS
COMMODITY TOTAL	GREEK	155			155	GRECC	MOTEURS DE VEH. AUTOM.
PERSONAL, HOUSEHOLD GOODS	OTHER	786			795	AUTRE	MATERIEL DIVERS
CONTAINERS, CLOSURES	OTHER	941			950	AUTRE	TOTAL DE MARCHANDISE
MISC. END PRODUCTS NES	OTHER	95			334	AUTRE	ART. PERS. ET MENAGERS
GENERAL CARGO	GREEK	523			523	GRECC	CONTENEURS, FERMETURES
COMMODITY TOTAL	PANAM	16			16	PANAM	PRODUITS FINIS DIV. NDA
COUNTRY/REGION TOTAL		891,879*		134,573*	1,026,452*		MARCHANDISES DIVERSES
DOMINICAN REP.							R. DOMINICAINE
MEAT, FRESH OR FROZEN	GER	3			3	ALL	VIAND. FRAICHE / CONG.
FISH, FRESH OR FROZEN	ESP	2,663			2,663	ALL	POISSON. FRAIS OU CONG.
	PANAM	257			257	PANAM	

TABLE 1. CARGOES LOADED AT CANADIAN PORTS FOR FOREIGN COUNTRIES, IN 1976.

TABLEAU 1. MARCHANDISES CHARGÉES DANS LES PORTS CANADIENS A DESTINATION DE PAYS ÉTRANGERS, EN 1976.

COUNTRY OF DESTINATION AND KIND OF CARGO	REGISTRY OF VESSEL	ATLANTIC ATLANTIQUE	GREAT LAKES GRANDS LACS	PACIFIC PACIFIQUE	TOTAL TOTAL	IMMATIC. DU NAVIRE	PAYS DE DESTINATION ET MARCHANDISE
DOMINICAN REP. CONT. COMMODITY TOTAL		2,923			2,923		R. DOMINICAINE SUITE
FISH, SALTED OR CURED	GER	670			670	ALL	TOTAL DE MARCHANDISE
	NORW	176			176	NORV	POISSON, SALE OU FUME
COMMODITY TOTAL		846			846		TOTAL DE MARCHANDISE
FISH, CANNED	GER	65			65	ALL	POISSON EN BOITES
	NORW	3			3	NORV	
COMMODITY TOTAL		68			68		TOTAL DE MARCHANDISE
MILK POWDER	GER	170			170	ALL	LAIT EN POUORE
DAIRY PROD., EGGS, HONEY	GER	51			51	ALL	PROD. LAIT., ŒUFS, MIEL
MALT AND MALT FLOUR	GER	1,225			1,225	ALL	MALT ET FARINE DE MALT
	OTHER		661		661	AUTRE	
COMMODITY TOTAL		1,225	661		1,886		TOTAL DE MARCHANDISE
WHEAT FLOUR	GER	62			62	ALL	FARINE DE BLE
CEREALS MILLED, NES	GER	3			3	ALL	CEREALES MCOLUES, NDA
BAKERY PROD., INC., FROZEN	GER	2			2	ALL	PROD. BOUL., PROD. CONG.
APPLES	GER	19			19	ALL	POMMES
POTATOES	DENMK	550			550	DANMK	POMMES DE TERRE
	GER	356			356	ALL	
	PANAM	1,115			1,115	PANAM	
COMMODITY TOTAL		2,021			2,021		TOTAL DE MARCHANDISE
VEGETABLES, DRIED	OTHER			655	655	AUTPE	LEGUMES, SECS
SUGAR, NES	GER	28			28	ALL	SUCRE, NDA
MISC. FOOD PREP. NES	GER	4			4	ALL	DIV. PREP. ALIM. NDA
HAY, FORAGE, STRAW	GER	2			2	ALL	FEN, FOURRAGE, PAILLE
ASBESTOS	GER	1,364			1,364	ALL	AMIANTE
	NORW	294			294	NORV	
COMMODITY TOTAL		1,658			1,658		TOTAL DE MARCHANDISE
SALT	GER	2			2	ALL	SCL
COTTON, TEXTILE WASTE	GER	8			8	ALL	DECHETS DE COTON, TEXT.
WASTE AND SCRAP NES	GER	100			100	ALL	DECHETS ET REBUTS NDA
WOOD FAB. MATERIALS	NORW	9			9	NORV	DEMI-PRODUITS EN BOIS
NEWSPRINT PAPER	GER	130			130	ALL	PAPIER JOURNAL
	NORW	3,310			3,310	NORV	
	OTHER	2,037			2,037	AUTRE	
COMMODITY TOTAL		5,477			5,477		TOTAL DE MARCHANDISE
PAPER NES	GER	170			170	ALL	PAPIER NDA
	NORW	13			13	NORV	
COMMODITY TOTAL		183			183		TOTAL DE MARCHANDISE
BLOG, PAPER AND BOARD	GER	20			20	ALL	PLAQ. CONSTR., PAPIERS
TEXTILE FAB. MTL NES	GER	16			16	ALL	OUVR. EN MAT. TEXT. NDA
SULPHURIC ACID	GER	2			2	ALL	ACIDE SULFURIQUE
INORGANIC CHEMS. NES	GER	16			16	ALL	PROD. CHIM. INORG. NDA
ORGANIC CHEMICALS NES	GER	10			10	ALL	PROD. CHIM. ORGAN. NDA
EXPLOS., FUSES, CAPS	OTHER	131			131	AUTRE	EXPLCS., AMORCES, DET.
PLASTIC MATERIALS	GER	117			117	ALL	MATIERES PLASTIQUES
DYESTUFF, PIGMENT, PAINT	GER	34			34	ALL	MAT. COLOR. PIG. PEINTURE
CHEM. SPECIALTIES NES	GER	23			23	ALL	PROD. CHIM. SPECIAUX NDA
LUBRICATING OIL, GREASE	GER	140			140	ALL	HUILE, GRAISSES LUBRIF.
BARNS AND RODS, STEEL	GER	212			212	ALL	BARRS ET TIGES ACIER
PLATE & SHEET STEEL	GER		943		943	ALL	TOLES, FEUILLES D'ACIER
STRUCTURAL SHAPES	U K			12	12	R U	PROFILES DE CONSTRUCT.
PIPES, TUBES: IRON, STEEL	GER	46			46	ALL	TOYEAUX, TUBES: FER, ACIER
WIRE	GER	281			281	ALL	FIL METALLIQUE
	NORW	86			86	NORV	
COMMODITY TOTAL		367			367		TOTAL DE MARCHANDISE
ALUMINUM	GER	1,190			1,190	ALL	ALUMINIUM
	NORW	119			119	NORV	
COMMODITY TOTAL		1,309			1,309		TOTAL DE MARCHANDISE
COPPER AND ALLOYS	GER	861			861	ALL	CUIVRE ET ALLIAGES
ZINC AND ALLOYS	GER	1,116			1,116	ALL	ZINC ET ALLIAGES
METAL FAB. BASIC PROD.	U K			1	1	R U	OUVR. DE BASE EN METAL
	GER	843			843	ALL	
	NORW	7			7	NORV	
COMMODITY TOTAL		850		1	851		TOTAL DE MARCHANDISE
BRICKS, TILES NES	GER	22			22	ALL	BRIQUES, TILES NDA
MACHINERY NES	U K			12	12	R U	MACHINES NDA
	GER	26			26	ALL	
COMMODITY TOTAL		26		12	38		TOTAL DE MARCHANDISE
TRUCKS AND CHASSIS	GER	6			6	ALL	CAMIONS ET CHASSIS
MOTOR VEHICLE ENGINES	GER	52			52	ALL	MOTEURS DE VEH. AUTOM.
RUBBER TIRES AND TUBES	GER	7	56		63	ALL	PNEUS, CHAMBRES A AIR
	NORW	5			5	NORV	
COMMODITY TOTAL		12	56		68		TOTAL DE MARCHANDISE
EQUIPMENT MISC.	GER	211	1		212	ALL	MATERIEL DIVERS
PERSONAL, HSEHOLD GOODS	U K			4	4	R U	ART. PERS. ET MENAGERS
	GER	13			13	ALL	
COMMODITY TOTAL		13		4	17		TOTAL DE MARCHANDISE
CONTAINERS, CLDSURES	GER	167			167	ALL	CONTENEURS, FERMETURES
MISC. END PRODUCTS NES	GER	38			38	ALL	PRODUITS FINIS CIV. NDA
GENERAL CARGO	GER	14			14	ALL	MARCHANDISES DIVERSES
	NORW	4			4	NORV	
COMMODITY TOTAL		18			18		TOTAL DE MARCHANDISE
CONTAINERIZED FREIGHT	GER	867			867	ALL	FRET CONTENEURESE
	NORW	379			379	NORV	
COMMODITY TOTAL		1,246			1,246		TOTAL DE MARCHANDISE
COUNTRY/REGION TOTAL		21,945*	1,661*	684*	24,290*		TOTAL DE PAYS/REGION

TABLE 1. CARGOES LOADED AT CANADIAN PORTS FOR FOREIGN COUNTRIES, IN 1976.

TABLEAU 1. MARCHANDISES CHARGÉES DANS LES PORTS CANADIENS A DESTINATION DE PAYS ÉTRANGERS, EN 1976.

COUNTRY OF DESTINATION AND KIND OF CARGO	REGISTRY OF VESSEL	ATLANTIC ATLANTIQUE	GREAT LAKES GRANDS LACS	PACIFIC PACIFIQUE	TOTAL TOTAL	IMMATIC. DU NAVIRE	PAYS DE DESTINATION ET MARCHANDISE
EL SALVADOR							
MALT AND MALT FLOUR	U S A			127	127	E-U	MALT ET FARINE DE MALT
WHEAT FLOUR	OTHER			100	100	AUTRE	FARINE DE BLE
VEGETABLES, DRIED	OTHER			138	138	AUTRE	LEGUMES, SECS
ASBESTOS	U S A			1,311	1,311	E-U	AMIANTE
	OTHER			285	285	AUTRE	
COMMODITY TOTAL				1,596	1,596		TOTAL DE MARCHANDISE
LUMBER AND TIMBER	OTHER	700			700	AUTRE	BOIS D'OEUVRE ET CHARP.
VENEER, PLYWOOD	OTHER			40	40	AUTRE	PLACAGES, CONTRE-PLAQ.
PULP	U S A			340	340	E-U	PATE
NEWSPRINT PAPER	U K			400	400	R U	PAPIER JOURNAL
	LIBER			1,251	1,251	LIBER	
	OTHER			8,912	8,962	AUTRE	
COMMODITY TOTAL		50		10,563	10,613		TOTAL DE MARCHANDISE
PAPER NES	NORW			3,657	3,657	NORV	PAPIER NDA
CORDAGE, TWINE, ROPE	U S A			1	1	E-U	CORDAGE, FICELLE, COROE
TEXTILE FAB. MTL NES	PANAM	1			1	PANAM	OUVR. EN MAT. TEXT. NDA
ORGANIC CHEMICALS NES	OTHER			2	2	AUTRE	PROD. CHIM. ORGAN. NDA
ALUMINUM	PANAM	212			212	PANAM	ALUMINIUM
MACHINERY NES	GREEK			5	5	GRECC	MACHINES NDA
	U S A			9	9	E-U	
COMMODITY TOTAL				14	14		TOTAL DE MARCHANDISE
EQUIPMENT MISC.	OTHER	6		3	9	AUTRE	MATERIEL DIVERS
PERSONAL, HOUSEHOLD GOODS	PANAM	6			6	PANAM	ART. PERS. ET MENAGERS
	OTHER			2	2	AUTRE	
COMMODITY TOTAL		6		2	8		TOTAL DE MARCHANDISE
COUNTRY/REGION TOTAL		975*	*	16,583*	17,558*		TOTAL DE PAYS/REGION
FR. WEST INDIES							
LUMBER AND TIMBER	GER	395			395	ALL	ANTILLES FR. BOIS D'OEUVRE ET CHARP.
	SWEDN	520			520	SUEDE	
COMMODITY TOTAL		915			915		TOTAL DE MARCHANDISE
SHINGLES AND SHAKES	GER	1			1	ALL	BARDEAUX, BARO. FACADE
NEWSPRINT PAPER	U K	262			262	P U	PAPIER JOURNAL
	NORW	331			331	NORV	
	LIBER	272			272	LIBER	
COMMODITY TOTAL		865			865		TOTAL DE MARCHANDISE
PAPER NES	GER	7			7	ALL	PAPIER NDA
BLOG. PAPER AND BOARD	GER	85			85	ALL	PLAQ. CONSTR., PAP./CART.
BRICKS, TILES NES	GER	8			8	ALL	BRIQUES, TUILLES NDA
PASS. AUTOS AND CHASSIS	SWEDN	2			2	SUEDE	VOITURES PART., CHASSIS
COMMODITY TOTAL		1,883*	*	*	1,883*		TOTAL DE PAYS/REGION
GUATEMALA							
MILK POWDER	LIBER	50			50	LIBER	GUATEMALA LAIT EN POUDRE
	PANAM	33			33	PANAM	
	OTHER	313			313	AUTRE	
COMMODITY TOTAL		396			396		TOTAL DE MARCHANDISE
DAIRY PROD. EGGS, HONEY	LIBER	144			144	LIBER	PROD. LAIT., CEUF., MIEL
MALT AND MALT FLOUR	OTHER			182	182	AUTRE	MALT ET FARINE DE MALT
WHEAT FLOUR	OTHER			84	84	AUTRE	FARINE DE BLE
CEREALS MILLED, NES	OTHER	2			2	AUTRE	CEREALES MCLUES, NDA
CONC. COMPLETE FEEDS	OTHER	22			22	AUTRE	CONC., PROV. COMPLETES
DIST. ALCOHOLIC BEV.	OTHER	2			2	AUTRE	BOISS. ALCOOL. DIST.
ZINC ORE AND CONC.	OTHER			110	110	AUTRE	MINERAI, CONC. DE ZINC
ASBESTOS	LIBER	306			306	LIBER	AMIANTE
	U S A			853	853	E-U	
	OTHER	1,104			1,104	AUTRE	
COMMODITY TOTAL		1,410		853	2,263		TOTAL DE MARCHANDISE
SALT	OTHER	11			11	AUTRE	SEL
CRUDE NON-MET. MIN. NES	OTHER	4			4	AUTRE	MIN. NON-MET. BRUTS NDA
WASTE AND SCRAP NES	OTHER	101			101	AUTRE	DECHETS ET REBUTS NDA
RUBBER FAB. MATERIALS	OTHER	1			1	AUTRE	DEMI-PROD. CAOUTCHUC
LUMBER AND TIMBER	GREEK	3,633			3,633	GRECC	BOIS D'OEUVRE ET CHARP.
	OTHER	4		8	12	AUTRE	
COMMODITY TOTAL		3,637		8	3,645		TOTAL DE MARCHANDISE
VENEER, PLYWOOD	GREEK	3,000			3,000	GRECC	PLACAGES, CONTRE-PLAQ.
NEWSPRINT PAPER	NORW	700			700	NORV	PAPIER JOURNAL
	OTHER	389		3,555	3,944	AUTRE	
COMMODITY TOTAL		1,089		3,555	4,644		TOTAL DE MARCHANDISE
PAPER NES	LIBER	55			55	LIBER	PAPIER NDA
	OTHER	39		3,612	3,651	AUTRE	
COMMODITY TOTAL		94		3,612	3,706		TOTAL DE MARCHANDISE
INORGANIC CHEMS. NES	LIBER	78			78	LIBER	PROD. CHIM. INDRG. NDA
	OTHER	111			111	AUTRE	
COMMODITY TOTAL		189			189		TOTAL DE MARCHANDISE
ORGANIC CHEMICALS NES	OTHER			7	7	AUTRE	PROD. CHIM. ORGAN. NDA
EXPLOS., FUSES, CAPS	OTHER	64			64	AUTRE	EXPLOS., AMORCES, DET.
PLASTIC MATERIALS	GREEK	10			10	GRECC	MATIERES PLASTIQUES
CASTINGS, FORGINGS	PANAM	53			53	PANAM	MOUL. PIECES FORGEES
PLATE & SHEET STEEL	GREEK	540			540	GRECC	TOLES, FEUILLES D'ACIER
PIES. TUBES, IRON, STEEL	OTHER	2			2	AUTRE	PIES. TUBES, FER, ACIER
WIRE	LIBER	3			3	LIBER	FIL METALLIQUE

TABLE 1. CARGOES LOADED AT CANADIAN PORTS FOR FOREIGN COUNTRIES, IN 1976.

TABLEAU 1. MARCHANDISES CHARGÉES DANS LES PORTS CANADIENS A DESTINATION DE PAYS ÉTRANGERS, EN 1976.

COUNTRY OF DESTINATION AND KIND OF CARGO	REGISTRY OF VESSEL	ATLANTIC ATLANTIQUE	GREAT LAKES GRANDS LACS	PACIFIC PACIFIQUE	TOTAL TOTAL	IMMATIC. DU NAVIRE	PAYS DE DESTINATION ET MARCHANDISE
GUATEMALA CCNT.							
ALUMINUM	OTHER	1,162		1	1,163	AUTRE	GUATEMALA SUITE
LEAD AND ALLOYS	OTHER			5	5	AUTRE	ALUMINIUM
ZINC AND ALLOYS	U S A			138	138	E-U	PLOMB ET ALLIAGES
	OTHER			771	771	AUTRE	ZINC ET ALLIAGES
COMMODITY TOTAL				909	909		TOTAL DE MARCHANDISE
MÉTAL FAB. BASIC PROD.	GREEK	74			74	GRECQ	OUVR. DE BASE EN MÉTAL
	LIBER	2			2	LIBER	
	OTHER	8			8	AUTRE	
COMMODITY TOTAL		84			84		TOTAL DE MARCHANDISE
GLASS BASIC PRODUCTS	PANAM	17			17	PANAM	OUVR. DE BASE EN VERRE
MACHINERY NES	PANAM	1			1	PANAM	MACHINES NDA
	U S A			3	3	E-U	
COMMODITY TOTAL		1		3	4		TOTAL DE MARCHANDISE
PASS. AUTOS AND CHASSIS	OTHER	1			1	AUTRE	VOITURES PART., CHASSIS
TRUCKS AND CHASSIS	OTHER	4			4	AUTRE	CAMIONS ET CHASSIS
MOTOR VEHICLE ENGINES	LIBER	1			1	LIBER	MOTEURS DE VEH. AUTOM.
	OTHER			1	1	AUTRE	
COMMODITY TOTAL		1		1	2		TOTAL DE MARCHANDISE
EQUIPMENT MISC.	GREEK	11			11	GRECQ	MATÉRIEL DIVERS
	OTHER	77			77	AUTRE	
COMMODITY TOTAL		88		221	298		TOTAL DE MARCHANDISE
PERSONAL/HSEHOLD GOODS	U S A			1	1	E-U	ART. PERS. ET MENAGERS
	OTHER	9		3	12	AUTRE	
COMMODITY TOTAL		9		4	13		TOTAL DE MARCHANDISE
CONTAINERS, CLOSURES	OTHER	5			5	AUTRE	CONTENEURS, FERMETURES
MISC. END PRODUCTS NES	LIBER	3			3	LIBER	PRODUITS FINIS DIV. NDA
	PANAM	1			1	PANAM	
	OTHER	5		8	13	AUTRE	
COMMODITY TOTAL		9		8	17		TOTAL DE MARCHANDISE
GENERAL CARGO	OTHER	16		1	17	AUTRE	MARCHANDISES DIVERSES
COUNTRY/REGION TOTAL		12,173*	*	9,564*	21,737*		TOTAL DE PAYS/REGION
HAITI							
FISH, FRESH OR FROZEN	GER	1,455			1,455	ALL	POISSON, FRAIS OU CONG.
	PANAM	429			429	PANAM	
COMMODITY TOTAL		1,884			1,884		TOTAL DE MARCHANDISE
FISH, SALTED OR CURED	GER	425			425	ALL	POISSON, SALE DU FRAIS
MILK POWDER	GER	44			44	ALL	LAIT EN POUORE
DAIRY PROD., EGGS, HONEY	GER	5			5	ALL	PROD. LAIT., ŒUFS, MIEL
WHEAT	U K	8,222			8,222	R U	BLE
	GREEK	7,178			7,178	GRECQ	
	NORW	16,481			16,481	NORV	
	LIBER	11,340			11,340	LIBER	
	PANAM	8,378			8,378	PANAM	
	OTHER	11,993			11,993	AUTRE	
COMMODITY TOTAL		63,592			63,592		TOTAL DE MARCHANDISE
WHEAT FLOUR	GER	1,791			1,791	ALL	FARINE DE BLE
MACARONI, CEREAL PROD.	GER	2			2	ALL	PATES ALIM. PROD. CEREAL
FRUITS, PREP. CANNED	GER	196			196	ALL	FRUITS PREP. EN BOITE
VEGETABLES, FROZEN	GER	79			79	ALL	LÉGUMES, CONGÈLES
VEGETABLES, DRIED	GER	26			26	ALL	LÉGUMES, SECS
	NORW	799			799	NORV	
COMMODITY TOTAL		825			825		TOTAL DE MARCHANDISE
VEGETABLE PREP. NES	GER	195			195	ALL	PREP. DE LÉGUMES NDA
SUGAR, NES	GER	10			10	ALL	SUCRE, NDA
SPICES	GER	2			2	ALL	ÉPICES
MISC. FOOD PREP. NES	GER	13			13	ALL	DIV. PREP. ALIM. NDA
LUMBER AND TIMBER	GER	13			13	ALL	BOIS D'ŒUVRE ET CHARP.
PAPER NES	GER	84			84	ALL	PAPIER NDA
PAPERBOARD	GER	2			2	ALL	CARTON
TEXTILE FAB. MTL NES	GER	2			2	ALL	OUVR. EN MAT. TEXT. NDA
EXPLOS., FUSES, CAPS	OTHER	17			17	AUTRE	EXPLOS., AMGRES, DET.
AGRICULTURAL CHEMICALS	GER	10			10	ALL	PROD. CHIM. AGRICOLS
ASPHALTS, ROAD OILS	OTHER	1,044			1,044	AUTRE	ASPHALTE, BITUME LIQD.
PIPES, TUBES, IRON, STEEL	GER	13			13	ALL	TUYAUX, TUBES FER, ACIER
MÉTAL FAB. BASIC PROD.	GER	31			31	ALL	OUVR. DE BASE EN MÉTAL
BRICKS, TILES NES	GER	116			116	ALL	BRICKES, TILES NDA
MACHINERY NES	OTHER	244			244	AUTRE	MACHINES NDA
PASS. AUTOS AND CHASSIS	GER	12			12	ALL	VOITURES PART., CHASSIS
EQUIPMENT MISC.	GER	44			44	ALL	MATÉRIEL DIVERS
PERSONAL/HSEHOLD GOODS	GER	11			11	ALL	ART. PERS. ET MENAGERS
	PANAM	1			1	PANAM	
COMMODITY TOTAL		12			12		TOTAL DE MARCHANDISE
MISC. END PRODUCTS NES	GER	22			22	ALL	PRODUITS FINIS DIV. NDA
CONTAINERIZED FREIGHT	GER	110			110	ALL	FRET CONTENEUREUSE
COUNTRY/REGION TOTAL		70,839*	*	*	70,839*		TOTAL DE PAYS/REGION
HONDURAS							
MEAT AND MEAT PREP. NES	OTHER	16			16	AUTRE	VIANDES ET PREP. NDA
FISH, CANNED	LIBER	822			822	LIBER	POISSON EN BOITES
	OTHER	190			190	AUTRE	
COMMODITY TOTAL		1,012			1,012		TOTAL DE MARCHANDISE

TABLE 1. CARGOES LOADED AT CANADIAN PORTS FOR FOREIGN COUNTRIES, IN 1976.

TABLÉAU 1. MARCHANDISES CHARGÉES DANS LES PORTS CANADIENS A DESTINATION DE PAYS ÉTRANGERS, EN 1976.

COUNTRY OF DESTINATION AND KIND OF CARGO	REGISTRY OF VESSEL	ATLANTIC ATLANTIQUE	GREAT LAKES GRANDS LACS	PACIFIC PACIFIQUE	TOTAL TOTAL	IMMATIC. DU NAVIRE	PAYS DE DESTINATION ET MARCHANDISE
HONDURAS CONT.							HONDURAS SUITE
MILK POWDER	OTHER	790			790	AUTRE	LAIT EN POUORE
MALT AND MALT FLOUR	OTHER	128			128	AUTRE	MALI ET FARINE DE MALT
WHEAT FLOUR	PANAM	5			5	PANAM	FARINE DE BLE
	OTHER	19			19	AUTRE	
COMMODITY TOTAL		24			24		TOTAL DE MARCHANDISE
CEREALS MILLED, NES	OTHER	1			1	AUTRE	CEREALES MOULUES, NDA
BAKERY PROD. INC. FROZEN	OTHER	1			1	AUTRE	PRD. BCL., PRD. CONG.
POTATOES	OTHER	113			113	AUTRE	POMMES DE TERRE
SUGAR, NES	OTHER	20			20	AUTRE	SUCRE, NDA
SPICES	OTHER	1			1	AUTRE	ÉPICES
ASBESTOS	LIBER	241			241	LIBER	AMIANTE
	OTHER	836		401	1,239	AUTRE	
COMMODITY TOTAL		1,079		401	1,480		TOTAL DE MARCHANDISE
SALT	LIBER	15			15	LIBER	SEL
LUMBER AND TIMBER	OTHER	52			52	AUTRE	BOIS OEUVRE ET CHARP.
NEWSPRINT PAPER	LIBER	554			554	LIBER	PAPIER JOURNAL
	OTHER	1,759		1,413	3,172	AUTRE	
COMMODITY TOTAL		2,313		1,413	3,726		TOTAL DE MARCHANDISE
PAPER NES	OTHER	1			1	AUTRE	PAPIER NDA
PAPERBOARD	U K	7,298			7,298	R U	CARTON
	GER	2,999			2,999	ALL	
	LIBER	2,532			2,532	LIBER	
	CAN	1,916			1,916	CAN	
	OTHER	5,514		496	6,010	AUTRE	
COMMODITY TOTAL		20,259		496	20,755		TOTAL DE MARCHANDISE
TEXTILE FAB. MTL NES	OTHER	3			3	AUTRE	OUVR. EN MAT. TEXT. NDA
METALLIC SALTS	OTHER	210			210	AUTRE	SELS METALLIQUES
INORGANIC CHEMS. NES	OTHER	37			37	AUTRE	PROD. CHIM. INCRG. NDA
EXPLOS., FUSES, CAPS	OTHER	177			177	AUTRE	EXPLOS., AMORCES, DET.
LUBRICATING OIL, GREASE	OTHER	10			10	AUTRE	HUILE, GRAISSE LUBRIF.
PIPES, TUBES: IRON, STEEL	OTHER	2			2	AUTRE	TUYAUX, TUBES: FER, ACIER
ALUMINIUM	PANAM	2			2	PANAM	ALUMINIUM
	OTHER	112			112	AUTRE	
COMMODITY TOTAL		114			114		TOTAL DE MARCHANDISE
ZINC AND ALLOYS	OTHER			44	44	AUTRE	ZINC ET ALLIAGES
NON-FERROUS METALS NES	OTHER			22	22	AUTRE	MET. NON-FERREUX NDA
METAL FAB. BASIC PROD.	OTHER	21			21	AUTRE	OUVR. DE BASE EN METAL
BRICKS, TILES NES	OTHER	362			362	AUTRE	BRICKES, TUILES NDA
CEMENT	OTHER	11			11	AUTRE	CIMENT
NON-FET. MIN. BASIC PROD	LIBER	1			1	LIBER	PRD. MIN. NON-MET. BASE
MACHINERY NES	OTHER	1	440		441	AUTRE	MACHINES NDA
TRUCKS AND CHASSIS	LIBER	20			20	LIBER	CAMIONS ET CHASSIS
EQUIPMENT MISC.	LIBER	1			1	LIBER	MATERIEL DIVERS
	PANAM	1			1	PANAM	
	OTHER	11			11	AUTRE	
COMMODITY TOTAL		13			13		TOTAL DE MARCHANDISE
PERSONAL, HOUSEHOLD GOODS	OTHER	1			1	AUTRE	ART. PERS. ET MENAGERS
MISC. END PRODUCTS NES	OTHER	2			2	AUTRE	PRODUITS FINIS CIV. NDA
GENERAL CARGO	OTHER	300			300	AUTRE	MARCHANDISES DIVERSES
COUNTRY/REGION TOTAL		27,110*	440*	2,376*	29,926*		TOTAL DE PAYS/REGION
MEXICO							MEXIQUE
MEAT AND MEAT PREP. NES	OTHER	460			460	AUTRE	VIANDES ET PREP. NDA
MILK POWDER	OTHER	373			373	AUTRE	LAIT EN POUORE
SUGAR PREPARATIONS	LIBER	4			4	LIBER	PREP. A BASE DE SUCRE
SPICES	OTHER	1			1	AUTRE	ÉPICES
DIST. ALCOHOLIC BEV.	OTHER	2			2	AUTRE	BOISS. ALCOOL. DIST.
SLAG, DROSS, BY-PRODUCTS	LIBER	6,720			6,720	LIBER	POUS. GUEUL. SCOR. PRD.
	CAN	5,712			5,712	CAN	
COMMODITY TOTAL		12,432			12,432		TOTAL DE MARCHANDISE
COAL, BITUMINOUS	U K			55,973	55,973	R U	CHARBON BITUMINEUX
	OTHER			26,556	26,556	AUTRE	
COMMODITY TOTAL				82,529	82,529		TOTAL DE MARCHANDISE
ASBESTOS	OTHER	15			15	AUTRE	AMIANTE
RUBBER FAB. MATERIALS	OTHER	11			11	AUTRE	DEMI-PRD. CACOUTCHUC
LUMBER AND TIMBER	OTHER	43			43	AUTRE	BOIS OEUVRE ET CHARP.
VENEER, PLYWOOD	OTHER	8			8	AUTRE	PLACAGES, CONTRE-PLAQ.
PULP	U K	1,180			1,180	R U	PATE
	GREEK	811			811	GREQ	
	LIBER	1,159			1,159	LIBER	
	OTHER	3,485			3,485	AUTRE	
COMMODITY TOTAL		6,635			6,635		TOTAL DE MARCHANDISE
NEWSPRINT PAPER	GER	24,069			24,069	ALL	PAPIER JOURNAL
	GREEK	11,223			11,223	GREQ	
	NETH	4,449			4,449	P. BAS	
	NORW	29,962			29,962	NORV	
	CAN	3,717			3,717	CAN	
	OTHER	46,871			46,871	AUTRE	
COMMODITY TOTAL		120,291			120,291		TOTAL DE MARCHANDISE
PAPER NES	OTHER	28			28	AUTRE	PAPIER NDA
METALLIC SALTS	PANAM	143			143	PANAM	SELS METALLIQUES
	OTHER	146			146	AUTRE	
COMMODITY TOTAL		289			289		TOTAL DE MARCHANDISE
INORGANIC CHEMS. NES	U K	5			5	R U	PROD. CHIM. INCRG. NDA

TABLE 1. CARGOES LOADED AT CANADIAN PORTS FOR FOREIGN COUNTRIES, IN 1976.

TABLEAU 1. MARCHANDISES CHARGÉES DANS LES PORTS CANADIENS A DESTINATION DE PAYS ÉTRANGERS, EN 1976.

COUNTRY OF DESTINATION AND KIND OF CARGO	REGISTRY OF VESSEL	ATLANTIC ATLANTIQUE	GREAT LAKES GRANDS LACS	PACIFIC PACIFIQUE	TOTAL TOTAL	IMMATIC. DU NAVIRE	PAYS DE DESTINATION ET MARCHANDISE
MEXICO CONT.							
	LIBER	23			23	LIBER	MEXIQUE SUITE
	PANAM	7			7	PANAM	
	OTHER	40			40	AUTRE	
COMMODITY TOTAL		76			76		TOTAL DE MARCHANDISE
ORGANIC CHEMICALS NES	U K	8			8	R U	PROD. CHIM. ORGAN. NDA
GASOLINE	CAN	32,788			32,788	CAN	ESSENCE
BARNS AND RODS, STEEL	U K	33			33	R U	BARRES ET TIGES ACIER
PLATE & SHEET STEEL	U K	50			50	R U	TOLES, FEUILLES D'ACIER
	LIBER	64			64	LIBER	
	PANAM	67			67	PANAM	
	OTHER	2,000			2,000	AUTRE	
COMMODITY TOTAL		2,181			2,181		TOTAL DE MARCHANDISE
RAILS & TRACK MATERIAL	NORV	46,633			46,633	NORV	RAILS, MAT. VOIE FERREE
	OTHER	2,364			2,364	AUTRE	
COMMODITY TOTAL		48,997			48,997		TOTAL DE MARCHANDISE
ALUMINUM	OTHER	284			284	AUTRE	ALUMINIUM
NICKEL AND ALLOYS	U K	5			5	R U	NICKEL ET ALLIAGES
	LIBER	12			12	LIBER	
COMMODITY TOTAL		17			17		TOTAL DE MARCHANDISE
METAL FAB. BASIC PROD.	OTHER	3			3	AUTRE	OUVR. DE BASE EN METAL
MACHINERY NES	U K	9			9	R U	MACHINES NDA
	OTHER	7			7	AUTRE	
COMMODITY TOTAL		16			16		TOTAL DE MARCHANDISE
MOTOR VEHICLE ENGINES	PANAM	5			5	PANAM	MOTEURS DE VEH. AUTOM.
	OTHER	17			17	AUTRE	
COMMODITY TOTAL		22			22		TOTAL DE MARCHANDISE
EQUIPMENT MISC.	U K	6			6	R U	MATERIEL DIVERS
PERSONAL, HOUSEHOLD GOODS	U S A			3	3	E-U	ART. PERS. ET MENAGERS
	OTHER	7			7	AUTRE	
COMMODITY TOTAL		7		3	10		TOTAL DE MARCHANDISE
MISC. END PRODUCTS NES	OTHER	4			4	AUTRE	PRODUITS FINIS DIV. NDA
GENERAL CARGO	OTHER	4			4	AUTRE	MARCHANDISES DIVERSES
COUNTRY/REGION TOTAL		225,038*	*	82,532*	307,570*		TOTAL DE PAYS/REGION
NETH. ANTILLES							
FISH, CANNED	U S A			19	19	E-U	ANTILLES NEERL
AFFLES	U S A			19	19	E-U	POISSON EN BOITES
VENEER, PLYWOOD	U S A			11	11	E-U	POMMES
NEWSPRINT PAPER	NORV	146			146	NORV	PLACAGES, CONTRE-PLAC.
	OTHER	418			418	AUTRE	PAPIER JOURNAL
COMMODITY TOTAL		564			564		TOTAL DE MARCHANDISE
PAPERBOARD	U S A			37	37	E-U	CARTON
BLOG. PAPER AND BOARD	U S A			37	37	E-U	PLAQ. CONSTR., PAP./CART.
CONTAINERIZED FREIGHT	U S A			81	81	E-U	FRET CONTENEURESE
COUNTRY/REGION TOTAL		564*	*	204*	768*		TOTAL DE PAYS/REGION
NICARAGUA							
FISH, CANNED	OTHER			2	2	AUTRE	NICARAGUA
MILK POWDER	OTHER			110	110	AUTRE	POISSON EN BOITES
MALT AND MALT FLOUR	U S A			946	946	E-U	LAIT EN POWDRE
ASBESTOS	U K			252	252	R U	MALT ET FARINE DE MALT
	U S A			301	301	E-U	AMIANTE
	OTHER			200	200	AUTRE	
COMMODITY TOTAL				753	753		TOTAL DE MARCHANDISE
LUMBER AND TIMBER	OTHER			6	6	AUTRE	BOIS D'OEUVRE ET CHARP.
NEWSPRINT PAPER	GER	1,323			1,323	ALL	PAPIER JOURNAL
	NORV	2,186			2,186	NORV	
	OTHER	655			655	AUTRE	
COMMODITY TOTAL		4,164		116	4,280		TOTAL DE MARCHANDISE
INORGANIC CHEMS. NES	OTHER	10			10	AUTRE	PROD. CHIM. INORG. NDA
EXPLOS., FUSES, CAPS	OTHER	68			68	AUTRE	EXPLOS., AMGRES., DET.
DYESTUFF, PIGMENT, PAINT	OTHER	2			2	AUTRE	MAT. COLOR. PIG. PEINTURE
BARNS AND RODS, STEEL	OTHER	15			15	AUTRE	BARRES ET TIGES ACIER
PLATE & SHEET STEEL	U S A			18	18	E-U	TOLES, FEUILLES D'ACIER
STRUCTURAL SHAPES	U S A			8	8	E-U	PROFILES DE CONSTRUCT.
ALUMINIUM	U S A			301	301	E-U	ALUMINIUM
	OTHER			74	74	AUTRE	
COMMODITY TOTAL				375	375		TOTAL DE MARCHANDISE
ZINC AND ALLOYS	OTHER			99	99	AUTRE	ZINC ET ALLIAGES
NON-FERROUS METALS NES	U S A			19	19	E-U	METAUX NON-FERREUX NDA
METAL FAB. BASIC PROD.	U S A			1	1	E-U	OUVR. DE BASE EN METAL
MACHINERY NES	OTHER	14			14	AUTRE	MACHINES NDA
MOTOR VEHICLE ENGINES	OTHER	1			1	AUTRE	MOTEURS DE VEH. AUTOM.
PERSONAL, HOUSEHOLD GOODS	OTHER	6			6	AUTRE	ART. PERS. ET MENAGERS
COUNTRY/REGION TOTAL		4,280*	*	2,456*	6,736*		TOTAL DE PAYS/REGION
PANAMA							
FISH, CANNED	U K			1	1	R U	PANAMA
	U S A			5	5	E-U	POISSON EN BOITES
COMMODITY TOTAL				6	6		TOTAL DE MARCHANDISE

TABLE 1. CARGOES LOADED AT CANADIAN PORTS FOR FOREIGN COUNTRIES, IN 1976.

TABLEAU 1. MARCHANDISES CHARGÉES DANS LES PORTS CANADIENS A DESTINATION DE PAYS ÉTRANGERS, EN 1976.

COUNTRY OF DESTINATION AND KIND OF CARGO	REGISTRY OF VESSEL	ATLANTIC ATLANTIQUE	GREAT LAKES GRANDS LACS	PACIFIC PACIFIQUE	TOTAL TOTAL	IMMATIC. DU NAVIRE	PAYS DE DESTINATION ET MARCHANDISE
PANAMA CONT.							PANAMA SUITE
MILK POWDER	OTHER	80			80	AUTRE	LAIT EN POUDRE
CEREALS MILLED, NES	OTHER	1			1	AUTRE	CEREALES MOULUES, NOA
APPLES	U S A			127	127	E-U	POMMES
MISC. FOOD PREP. NES	OTHER	2			2	AUTRE	DIV. PREP. ALIM. NOA
DIST. ALCOHOLIC BEV.	OTHER	20			20	AUTRE	BOISS. ALCOOL. DIST.
ASBESTOS	OTHER	211			211	AUTRE	AMIANTE
RUBBER FAB. MATERIALS	OTHER	3			3	AUTRE	DEMI-PROD. CAOUTCHOUC
VENEER, PLYWOOD	NETH	657			657	P. BAS	PLACAGES, CONTRE-PLAQ.
WOOD FAB. MATERIALS	OTHER	10			10	AUTRE	DEMI-PRODUITS EN BOIS
NEWSPRINT PAPER	U K			4	4	R U	PAPIER JOURNAL
	GER	1,980			1,980	ALL	
	OTHER	1,843			1,843	AUTRE	
COMMODITY TOTAL		3,823		4	3,827		TOTAL DE MARCHANDISE
PAPER NES	OTHER	54			54	AUTRE	PAPIER NOA
PAPERBOARD	U K	2,795		27	2,822	R U	CARTON
	GER	1,263			1,263	ALL	
	ITALY	1,019			1,019	ITAL	
	NORW	1,994			1,994	NORV	
	OTHER	3,080			3,080	AUTRE	
COMMODITY TOTAL		10,151		27	10,178		TOTAL DE MARCHANDISE
BLDG. PAPER AND BOARD	OTHER	114			114	AUTRE	PLAQ. CONSTR., PAR/CART.
CORDAGE, TWINE, ROPE	U S A		10		10	E-U	CORDAGE, FICELLE, CORDE
TEXTILE FAB. MTL NES	U S A		3		3	E-U	OUVR. EN MAT. TEXT. NOA
	OTHER	75			75	AUTRE	
COMMODITY TOTAL		75		3	78		TOTAL DE MARCHANDISE
INORGANIC CHEMS. NES	GREEK		9		9	GRECQ	PROD. CHIM. INORG. NOA
	OTHER	20			20	AUTRE	
COMMODITY TOTAL		20	9		29		TOTAL DE MARCHANDISE
ORGANIC CHEMICALS NES	OTHER	25			25	AUTRE	PROD. CHIM. ORGAN. NOA
PLASTIC MATERIALS	OTHER	1			1	AUTRE	MATIERES PLASTIQUES
DYESTUFF, PIGMENT, PAINT	OTHER	6			6	AUTRE	MAT. COLOR. PIG. PEINTURE
CASTINGS, FORGINGS	OTHER	108			108	AUTRE	MOUL. PIÈCES FORGÉES
PLATE & SHEET STEEL	GREEK		114		114	GRECQ	TOLES, FEUILLES CACTIER
	OTHER		169		169	AUTRE	
COMMODITY TOTAL			283		283		TOTAL DE MARCHANDISE
RAILS & TRACK MATERIAL	OTHER	118			118	AUTRE	RAILS, MAT. VOIE FERREE
WIRE	OTHER	1			1	AUTRE	FIL METALLIQUE
ALUMINUM	OTHER	3			3	AUTRE	ALUMINIUM
COPPER AND ALLOYS	OTHER	2			2	AUTRE	CUIVRE ET ALLIAGES
METAL FAB. BASIC PROD.	OTHER	26			26	AUTRE	OUVR. DE BASE EN METAL
MACHINERY NES	U K			21	21	R U	MACHINES NOA
	OTHER	15			15	AUTRE	
COMMODITY TOTAL		15		21	36		TOTAL DE MARCHANDISE
MOTOR VEHICLE ENGINES	OTHER	12			12	AUTRE	MOTEURS DE VEH. AUTOM.
EQUIPMENT MISC.	U S A			1	1	E-U	MATERIEL DIVERS
	OTHER	5			5	AUTRE	
COMMODITY TOTAL		5		1	6		TOTAL DE MARCHANDISE
PERSONAL, HOUSEHOLD GOODS	U K			1	1	R U	ART. PERS. ET MENAGERS
	U S A			1	1	E-U	
	OTHER	34			34	AUTRE	
COMMODITY TOTAL		34		2	36		TOTAL DE MARCHANDISE
FIREARMS, AMMUNITION	OTHER	1			1	AUTRE	ARMES A FEU, MUNITIONS
MISC. END PRODUCTS NES	OTHER	46			46	AUTRE	PRODUITS FINIS DIV. NOA
GENERAL CARGO	OTHER	3			3	AUTRE	MARCHANDISES DIVERSES
CONTAINERIZED FREIGHT	U K			10	10	R U	FRET CONTENEURESE
	OTHER	6			6	AUTRE	
COMMODITY TOTAL		6		10	16		TOTAL DE MARCHANDISE
COUNTRY/REGION TOTAL		15,633*	292*	211*	16,136*		TOTAL DE PAYS/REGION
PUERTO RICO							PORTO-RICO
FISH, FRESH OR FROZEN	GER	487			487	ALL	POISSON, FRAIS OU CONG.
	PANAM	26			26	PANAM	
COMMODITY TOTAL		513			513		TOTAL DE MARCHANDISE
FISH, SALTED OR CURED	GER	145			145	ALL	POISSON, SALE OU FUME
	CAN	525			525	CAN	
COMMODITY TOTAL		670			670		TOTAL DE MARCHANDISE
DAIRY PROD. EGGS, HONEY	GER	4			4	ALL	PRDD. LAIT., OEUF, MIEL
MALT AND MALT FLOUR	GER	1,008			1,008	ALL	MALT ET FARINE DE MALT
FRUIT JUICES	GER	21			21	ALL	JUS DE FRUIT
FRUITS, PREP. CANNED	OTHER	12			12	AUTRE	FRUITS PREP. EN BOITE
SPICES	GER	9			9	ALL	ÉPICES
MISC. FOOD PREP. NES	DENMK		19		19	DANMK	DIV. PREP. ALIM. NOA
NON-ALCOHOLIC BEVERAGE	GER	17			17	ALL	BOISSONS NON-ALCOOLIC.
CRUDE WOOD MTL. NES	PANAM	57			57	PANAM	MATIERES BOIS BRUT NOA
LUMBER AND TIMBER	U K			10,089	10,089	R U	BOIS D'OEUVRE ET CHARP.
	DENMK			25,131	25,131	DANMK	
	GREEK			20,260	20,260	GRECQ	
	NORW			41,477	41,477	NORV	
	SWEDN			5,010	5,010	SUEDE	
	LIBER			4,495	4,495	LIBER	
COMMODITY TOTAL				106,462	106,462		TOTAL DE MARCHANDISE
VENEER, PLYWOOD	DENMK			47	47	DANMK	PLACAGES, CONTRE-PLAQ.
	LIBER			73	73	LIBER	
COMMODITY TOTAL				120	120		TOTAL DE MARCHANDISE

TABLE 1. CARGOES LOADED AT CANADIAN PORTS FOR FOREIGN COUNTRIES, IN 1970.

TABLEAU 1. MARCHANDISES CHARGÉES DANS LES PORTS CANADIENS A DESTINATION DE PAYS ÉTRANGERS, EN 1970.

COUNTRY OF DESTINATION AND KIND OF CARGO	REGISTRY OF VESSEL	ATLANTIC	GREAT LAKES	PACIFIC	TOTAL	IMMATIC. DU NAVIRE	PAYS DE DESTINATION ET MARCHANDISE
		ATLANTIQUE	GRANDS LACS	PACIFIQUE	TOTAL		
PUERTO RICO CCNT.							PORTO-RICO SUITE
WOOD FAB. MATERIALS	GER	13			13	ALL	DEMI-PRODUITS EN BOIS
NEWSPRINT PAPER	U K	1,852			1,852	F U	PAPIER JOURNAL
	GER	1,664			1,664	ALL	
	GREEK	2,672			2,672	GRECO	
	NORW	12,098			12,098	NORV	
	LIBEP	6,971			6,971	LIBER	
	CAN	895			895	CAN	
	OTHER	6,691			6,691	AUTPE	
COMMODITY TOTAL		32,843			32,843		TOTAL DE MARCHANDISE
INORGANIC CHEMS. NES	OTHER	91			91	AUTPE	PROD. CHIM. INORG. NDA
ORGANIC CHEMICALS NES	GER		14		14	ALL	PROD. CHIM. ORGAN. NDA
AGRICULTURAL CHEMICALS	GER		1		1	ALL	PROD. CHIM. AGRICOLLES
CASTINGS, FORGINGS	GER	49			49	ALL	MOUL. PIÈCES FORGÉES
	OTHER		42		42	AUTRE	
COMMODITY TOTAL		49	42		91		TOTAL DE MARCHANDISE
BAR. AND RODS, STEEL	PANAM	2,000			2,000	PANAM	BARRES ET TIGES ACIER
	OTHER	3,307			3,307	AUTRE	
COMMODITY TOTAL		5,307			5,307		TOTAL DE MARCHANDISE
PLATE & SHEET STEEL	DENMK		239		239	DANMK	TOLES, FEUILLES D'ACIER
	GER	14	2,433		2,447	ALL	
	PANAM	2,350			2,350	PANAM	
	OTHER		1,157		1,157	AUTRE	
COMMODITY TOTAL		2,364	3,829		6,193		TOTAL DE MARCHANDISE
STRUCTURAL SHAPES	GER		31		31	ALL	PROFILES DE CONSTRUCT.
	PANAM	1,702			1,702	PANAM	
COMMODITY TOTAL		1,702	31		1,733		TOTAL DE MARCHANDISE
METAL FAB. BASIC PRD.	GER	12			12	ALL	OUVR. DE BASE EN METAL
MACHINERY NES	DENMK	77	12		89	DANMK	MACHINES NDA
	GER	12	6		18	ALL	
COMMODITY TOTAL		89	18		107		TOTAL DE MARCHANDISE
PASS. AUTOS AND CHASSIS	OTHER	307			307	AUTRE	VOITURES PART., CHASSIS
TRUCKS AND CHASSIS	GER		2		2	ALL	CAMIONS ET CHASSIS
RUBBER TIRES AND TUBES	GER	8	27		35	ALL	PNEUS, CHAMBRES A AIR
EQUIPMENT MISC.	GER	15	1		16	ALL	MATERIEL DIVERS
	OTHER	17			17	AUTRE	
COMMODITY TOTAL		32	1		33		TOTAL DE MARCHANDISE
PERSONAL, HOUSEHOLD GOODS	DENMK		12		12	DANMK	ART. PERS. ET MENAGERS
	GER	17	11		28	ALL	
	OTHER	9	5		14	AUTRE	
COMMODITY TOTAL		26	28		54		TOTAL DE MARCHANDISE
CONTAINERS, CLOSURES	GER	159			159	ALL	CONTENEURS, FERMETURES
MISC. END PRODUCTS NES	GER	54	12		66	ALL	PRODUITS FINIS CIV. NDA
GENERAL CARGO	OTHER	3			3	AUTRE	MARCHANDISES DIVERSES
CONTAINERIZED FREIGHT	GER	43			43	ALL	FRET CONTENEURESE
COUNTRY/REGION TOTAL		45,413*	4,024*	106,582*	156,019*		TOTAL DE PAYS/REGION
GREENLAND							GRONLAND
MISC. FOOD PREP. NES	DENMK	11			11	DANMK	DIV. PREP. ALIM. NDA
	CAN	21			21	CAN	
COMMODITY TOTAL		32			32		TOTAL DE MARCHANDISE
ORGANIC CHEMICALS NES	CAN	208			208	CAN	PROD. CHIM. ORGAN. NDA
EXPLOS., FUSES, CAPS	CAN	30			30	CAN	EXPLOS., AMORCES, DET.
FERTILIZERS NES	DENMK	348			348	DANMK	ENGRAIS CHIMIQUE NDA
GASOLINE	CAN	649			649	CAN	ESSENCE
FUEL OIL	CAN	5,291			5,291	CAN	MAZOUT
PIPES, TUBES, IRON, STEEL	CAN	70			70	CAN	TUYAUX, TUBES: FER, ACIER
METAL FAB. BASIC PRD.	DENMK	8			8	DANMK	OUVR. DE BASE EN METAL
	CAN	22			22	CAN	
COMMODITY TOTAL		30			30		TOTAL DE MARCHANDISE
TRACTORS	CAN	7			7	CAN	TRACTEURS
MACHINERY NES	DENMK	13			13	DANMK	MACHINES NDA
	CAN	72			72	CAN	
COMMODITY TOTAL		85			85		TOTAL DE MARCHANDISE
TRUCKS AND CHASSIS	CAN	16			16	CAN	CAMIONS ET CHASSIS
RUBBER TIRES AND TUBES	CAN	35			35	CAN	PNEUS, CHAMBRES A AIR
EQUIPMENT MISC.	DENMK	2			2	DANMK	MATERIEL DIVERS
	CAN	44			44	CAN	
COMMODITY TOTAL		46			46		TOTAL DE MARCHANDISE
PERSONAL, HOUSEHOLD GOODS	CAN	2			2	CAN	ART. PERS. ET MENAGERS
CONTAINERS, CLOSURES	DENMK	5			5	DANMK	CONTENEURS, FERMETURES
GENERAL CARGO	DENMK	29			29	DANMK	MARCHANDISES DIVERSES
	CAN	785			785	CAN	
COMMODITY TOTAL		814			814		TOTAL DE MARCHANDISE
CONTAINERIZED FREIGHT	DENMK	3			3	DANMK	FRET CONTENEURESE
COUNTRY/REGION TOTAL		7,671*	*	*	7,671*		TOTAL DE PAYS/REGION
ST. PIERRE-MIQ.							ST-PIERRE-MIQ.
CATTLE	OTHER	81			81	AUTRE	BOVINS
LIVE ANIMALS, NES	OTHER	17			17	AUTRE	ANIMAUX VIVANTS, NDA
MEAT, FRESH OR FROZEN	CAN	7			7	CAN	VIANDE, FRAICHE / CONG.
	OTHER	65			65	AUTRE	
COMMODITY TOTAL		72			72		TOTAL DE MARCHANDISE

TABLE 1. CARGOES LOADED AT CANADIAN PORTS FOR FOREIGN COUNTRIES, IN 1976.

TABLEAU 1. MARCHANDISES CHARGÉES DANS LES PORTS CANADIENS A DESTINATION DE PAYS ÉTRANGERS, EN 1976.

COUNTRY OF DESTINATION AND KIND OF CARGO	REGISTRY OF VESSEL	ATLANTIC ATLANTIQUE	GREAT LAKES GRANDS LACS	PACIFIC PACIFIQUE	TOTAL TOTAL	IMMATIC. DU NAVIRE	PAYS DE DESTINATION ET MARCHANDISE
ST. PIERRE-MIQ. CONT.							ST-PIERRE-MIQ. SUITE
MEAT AND MEAT PREP. NES	OTHER	1			1	AUTRE	VIANGES ET PREP. NOA
FISH, FRESH OR FROZEN	CAN	15			15	CAN	POISSON, FRAIS OU CONG.
	OTHER	5			5	AUTRE	
COMMODITY TOTAL		20			20		TOTAL DE MARCHANDISE
LOBSTER	OTHER	6			6	AUTRE	HOMARD
DAIRY PROD. EGGS, HONEY	CAN	13			13	CAN	PROD. LAIT., OEUF, MIEL
	OTHER	2			2	AUTRE	
COMMODITY TOTAL		15			15		TOTAL DE MARCHANDISE
WHEAT FLOUR	OTHER	45			45	AUTRE	FARINE DE BLE
FRESH FRUITS, BERRIES	OTHER	4			4	AUTRE	FRUITS, BAIES FRAIS
FRUIT JUICES	OTHER	5			5	AUTRE	JUS DE FRUIT
POTATOES	OTHER	6			6	AUTRE	POMMES DE TERRE
VEGETABLES, FRESH	OTHER	244			244	AUTRE	LEGUMES, FRAIS
SUGAR, NES	OTHER	35			35	AUTRE	SUCRE, NOA
SUGAR PREPARATIONS	DENMK	1			1	DANMK	PREP. A BASE DE SUCRE
MISC. FOOD PREP. NES	CAN	7			7	DANMK	DIV. PREP. ALIM. NOA
	CAN	31			31	CAN	
	OTHER	471			471	AUTRE	
COMMODITY TOTAL		509			509		TOTAL DE MARCHANDISE
HAY, FORAGE, STRAW	OTHER	1,070			1,070	AUTRE	FOIN, FOURRAGE, PAILLE
GROUND CEREALS NES	OTHER	35			35	AUTRE	CEREALES MOULUES NCA
CONC. COMPLETE FEEDS	CAN	3			3	CAN	CONC., PRECV. COMPLETE
	OTHER	188			188	AUTRE	
COMMODITY TOTAL		191			191		TOTAL DE MARCHANDISE
NON-ALCOHOLIC BEVERAGE	CAN	11			11	CAN	BOISSONS NON-ALCOOLIQ.
	OTHER	181			181	AUTRE	
COMMODITY TOTAL		192			192		TOTAL DE MARCHANDISE
DIST. ALCOHOLIC BEV.	OTHER	5			5	AUTRE	BOISS. ALCOOL. DIST.
TOBACCO NES	OTHER	1			1	AUTRE	TABACS NOA
CRUDE ANIMAL PROD. NES	OTHER	1			1	AUTRE	PR. BRUTS ORIG. ANIM. NOA
BELTS, ROUND TIMBER	OTHER	30			30	AUTRE	BILLOTS, PCIS RONDS
IRON AND STEEL SCRAP	CAN	450			450	CAN	DECHETS DE FER, CACIER
SALT	OTHER	247			247	AUTRE	SEL
LUMBER AND TIMBER	DENMK	14			14	DANMK	BOIS OEUVRE ET CHARP.
	OTHER	123			123	AUTRE	
COMMODITY TOTAL		137			137		TOTAL DE MARCHANDISE
SHINGLES AND SHAKES	DENMK	1			1	DANMK	BARDEAUX, BARD. FACADE
	OTHER	22			22	AUTRE	
COMMODITY TOTAL		23			23		TOTAL DE MARCHANDISE
VENEER, PLYWOOD	OTHER	1			1	AUTRE	PLACAGES, CONTRE-PLAQ.
WOOD FAB. MATERIALS	DENMK	4			4	DANMK	DEMI-PRODUITS EN BOIS
	OTHER	1			1	AUTRE	
COMMODITY TOTAL		5			5		TOTAL DE MARCHANDISE
PAPER NES	DENMK	1			1	DANMK	PAPIER NOA
	OTHER	49			49	AUTRE	
COMMODITY TOTAL		50			50		TOTAL DE MARCHANDISE
PAPERBOARD	DENMK	20			20	DANMK	CARTON
BLDG. PAPER AND BOARD	OTHER	162			162	AUTRE	PLAQ. CONSTR., PAP/CART.
TEXTILE FAB. MTL NES	DENMK	9			9	DANMK	OUVR. EN MAT. TEXT. NOA
	OTHER	54			54	AUTRE	
COMMODITY TOTAL		63			63		TOTAL DE MARCHANDISE
ANIMAL OILS, EXC. MARINE	CAN	1			1	CAN	HUIL. ANIM. SAUF AN. MAR.
FISH, MARINE ANIMAL OIL	OTHER	81			81	AUTRE	HUIL. DE POISSON, AN. MAR.
ORGANIC CHEMICALS NES	OTHER	2			2	AUTRE	PROD. CHIM. ORGAN. NOA
EXPLOS., FUSES, CAPS	OTHER	5			5	AUTRE	EXPLOS., AMORCES, DET.
GASOLINE	CAN	1,277			1,277	CAN	ESSENCE
	OTHER	99			99	AUTRE	
COMMODITY TOTAL		1,376			1,376		TOTAL DE MARCHANDISE
FUEL OIL	CAN	37,550			37,550	CAN	MAZOUT
	OTHER	18,019			18,019	AUTRE	
COMMODITY TOTAL		55,569			55,569		TOTAL DE MARCHANDISE
LUBRICATING OIL, GREASE	OTHER	29			29	AUTRE	HUILE, GRAISSE LUBRIF.
PETROL. COAL PRCD. NES	OTHER	80			80	AUTRE	DÉRIVE PETR. CHARB. NOA
STRUCTURAL SHAPES	CAN	3			3	CAN	PROFILES DE CONSTRUCT.
PIFFS, TUBES: IRON, STEEL	OTHER	2			2	AUTRE	TUYAUX, TUBES: FER, ACIER
WIRE	OTHER	2			2	AUTRE	FIL METALLIQUE
ZINC AND ALLOYS	DENMK	1			1	DANMK	ZINC ET ALLIAGES
METAL FAB. BASIC PRCD.	DENMK	12			12	DANMK	OUVR. DE BASE EN METAL
	CAN	10			10	CAN	
	OTHER	8			8	AUTRE	
COMMODITY TOTAL		30			30		TOTAL DE MARCHANDISE
GLASS BASIC PRODUCTS	OTHER	2			2	AUTRE	OUVR. DE BASE EN VERRE
CEMENT	OTHER	351			351	AUTRE	CIMENT
NON-MET. MIN. BASIC PRCD	DENMK	18			18	DANMK	PRCD. MIN. NON-MET. BASE
MISC. FABRICATED PROD.	DENMK	13			13	DANMK	OUVRAGES DIVERS
TRACTORS	CAN	11			11	CAN	TRACTEURS
	OTHER	1			1	AUTRE	
COMMODITY TOTAL		12			12		TOTAL DE MARCHANDISE
MACHINERY NES	CAN	4			4	CAN	MACHINES NOA
	OTHER	28			28	AUTRE	
COMMODITY TOTAL		32			32		TOTAL DE MARCHANDISE
PASS. AUTOS AND CHASSIS	DENMK	7			7	DANMK	VOITURES PART., CHASSIS
	CAN	7			7	CAN	
	OTHER	20			20	AUTRE	
COMMODITY TOTAL		34			34		TOTAL DE MARCHANDISE
TRUCKS AND CHASSIS	OTHER	3			3	AUTRE	CAMIONS ET CHASSIS

TABLE 1. CARGOES LOADED AT CANADIAN PORTS FOR FOREIGN COUNTRIES, IN 1976.

TABLEAU 1. MARCHANDISES CHARGÉES DANS LES PORTS CANADIENS À DESTINATION DE PAYS ÉTRANGERS, EN 1976.

COUNTRY OF DESTINATION AND KIND OF CARGO	REGISTRY OF VESSEL	ATLANTIC ATLANTIQUE	GREAT LAKES GRANDS LACS	PACIFIC PACIFIQUE	TOTAL TOTAL	IMMTRIC. DU NAVIRE	PAYS DE DESTINATION ET MARCHANDISE
ST. PIERRE-MIQ. CONT. MOTOR VEHICLE ENGINES	CAN	3			3	CAN	ST-PIERRE-MIQ. SUITE
	OTHER	9			9	AUTRE	MOTEURS DE VEH. AUTOM.
COMMODITY TOTAL		12			12		TOTAL DE MARCHANDISE
SHIPS, AIRCRAFT, MIS. VEH EQUIPMENT MISC.	OTHER	1			1	AUTRE	NAVIRES, AVIONS, VEH. DIV
	DENMK	22			22	DANMK	MATERIEL DIVERS
	CAN	1			1	CAN	
	OTHER	23			23	AUTRE	
COMMODITY TOTAL		46			46		TOTAL DE MARCHANDISE
PERSONAL, HOUSEHOLD GOODS	DENMK	2			2	DANMK	ART. PERS. ET MENAGERS
	OTHER	23			23	AUTRE	
COMMODITY TOTAL		25			25		TOTAL DE MARCHANDISE
CONTAINERS, CLOSURES	CAN	49			49	CAN	CONTENEURS, FERMETURES
	OTHER	4			4	AUTRE	
COMMODITY TOTAL		53			53		TOTAL DE MARCHANDISE
MISC. END PRODUCTS NES	DENMK	1			1	DANMK	PRODUITS FINIS DIV. NDA
GENERAL CARGO	CAN	273			273	CAN	MARCHANDISES DIVERSES
	OTHER	6,833			6,833	AUTRE	
COMMODITY TOTAL		7,106			7,106		TOTAL DE MARCHANDISE
COUNTRY/REGION TOTAL		68,634*	*	*	68,634*		TOTAL DE PAYS/REGION
U S HAWAII							E-U HAWAII
NEWSPRINT PAPER	NORV			9,022	9,022	NORV	PAPIER JOURNAL
	OTHER			22,464	22,464	AUTRE	
COMMODITY TOTAL				31,486	31,486		TOTAL DE MARCHANDISE
MACHINERY NES	U K			754	754	R U	MACHINES NDA
COUNTRY/REGION TOTAL		*	*	32,240*	32,240*		TOTAL DE PAYS/REGION
U S ALASKA							E-U ALASKA
OATS	U S A			70	70	E-U	AVOINE
MALT AND MALT FLOUR	U S A			220	220	E-U	MALT ET FARINE DE MALT
HULLS, SCREENINGS, CHAFF	U S A			720	720	E-U	ECCLURES, CRIBLURES, BAL
SOYA, OIL MEAL, CAKE	U S A			410	410	E-U	FARINE TOURT. GR. SOYA
BREWERS GRAINS	U S A			150	150	E-U	GRAINS DE BRASSERIE
CONC., COMPLETE FEEDS	U S A			1,290	1,290	E-U	CONC., PROV. COMPLETES
WINES	CAN			13	13	CAN	VINS
DIST. ALCOHOLIC BEV.	CAN			199	199	CAN	BOISS. ALCOOL. DIST.
PULPWOOD	CAN			3,600	3,600	CAN	BOIS A PATE
LUMBER AND TIMBER	LIBER			208	208	LIBER	BOIS D'OEUVRE ET CHARP.
	CAN			1	1	CAN	
	U S A			1,430	1,430	E-U	
COMMODITY TOTAL				1,639	1,639		TOTAL DE MARCHANDISE
WOOD FAB. MATERIALS	CAN			2	2	CAN	DEMI-PRODUITS EN BOIS
NEWSPRINT PAPER	LIBER			3,614	3,614	LIBER	PAPIER JOURNAL
INORGANIC CHEMS. NES	U S A			25,087	25,087	E-U	PROD. CHIM. INDRG. NDA
EXPLOS., FUSES, CAPS	U S A			4,560	4,560	E-U	EXPLOS., AMORCES, DET.
GASOLINE	CAN			14,244	14,244	CAN	ESSENCE
FUEL OIL	CAN			126,938	126,938	CAN	MAZOUT
LUBRICATING OIL, GREASE	U S A			250	250	E-U	HUILE, GRAISSE LUBRIF.
PETROL. COAL PROD. NES	U S A			5,006	5,006	E-U	DERIVE PETR. CHARB. NDA
STRUCTURAL SHAPES	LIBER			35	35	LIBER	PROFILES DE CONSTRUCT.
	CAN			441	441	CAN	
	U S A			90	90	E-U	
COMMODITY TOTAL				566	566		TOTAL DE MARCHANDISE
RAILS & TRACK MATERIAL	U S A			250	250	E-U	RAILS, MAT. VOIE FERREE
PIFES, TUBES: IRON, STEEL	CAN			1,813	1,813	CAN	TUYAUX, TUBES: FER, ACIER
	U S A			3,097	3,097	E-U	
COMMODITY TOTAL				4,910	4,910		TOTAL DE MARCHANDISE
WIRE	CAN			25	25	CAN	FIL METALLIQUE
METAL FAB. BASIC PROD.	U S A			190	190	E-U	OUVR. DE BASE EN METAL
CEMENT	CAN			4,832	4,832	CAN	CIMENT
	U S A			10,758	10,758	E-U	
COMMODITY TOTAL				15,590	15,590		TOTAL DE MARCHANDISE
LIME	CAN			1,352	1,352	CAN	CHAUX
NON-MET. MIN. BASIC PROD	U S A			1,360	1,360	E-U	PROD. MIN. NON-MET. BASE
TRACTORS	CAN			105	105	CAN	TRACTEURS
	U S A			330	330	E-U	
COMMODITY TOTAL				435	435		TOTAL DE MARCHANDISE
MACHINERY NES	CAN			622	622	CAN	MACHINES NDA
	U S A			810	810	E-U	
COMMODITY TOTAL				1,432	1,432		TOTAL DE MARCHANDISE
RAILWAY ROLLING STOCK	U S A			180	180	E-U	MAT. ROUL. DE CH. DE FER
TRUCKS AND CHASSIS	CAN			1,076	1,076	CAN	CAMIONS ET CHASSIS
MOTOR VEHICLE ENGINES	CAN			37	37	CAN	MOTEURS DE VEH. AUTOM.
ROAD MOTOR VEH. NES	CAN			147	147	CAN	VEH. AUTOM. ROUTIERS NDA
	U S A			380	380	E-U	
COMMODITY TOTAL				527	527		TOTAL DE MARCHANDISE
SHIPS, AIRCRAFT, MIS. VEH	CAN			50	50	CAN	NAVIRES, AVIONS, VEH. DIV
	U S A			110	110	E-U	
COMMODITY TOTAL				160	160		TOTAL DE MARCHANDISE
EQUIPMENT MISC.	CAN			82	82	CAN	MATERIEL DIVERS
	U S A			2,187	2,187	E-U	
COMMODITY TOTAL				2,269	2,269		TOTAL DE MARCHANDISE

TABLE 1. CARGOES LOADED AT CANADIAN PORTS FOR FOREIGN COUNTRIES, IN 1976.

TABLEAU 1. MARCHANDISES CHARGÉES DANS LES PORTS CANADIENS A DESTINATION DE PAYS ÉTRANGERS, EN 1976.

COUNTRY OF DESTINATION AND KIND OF CARGO	REGISTRY OF VESSEL	ATLANTIC ATLANTIQUE	GREAT LAKES GRANDS LACS	PACIFIC PACIFIQUE	TOTAL TOTAL	IMMATIC. DU NAVIRE	PAYS DE DESTINATION ET MARCHANDISE
U S ALASKA CONT. FIREARMS, AMMUNITION CONTAINERS, CLOSURES	U S A CAN U S A			40 49 450	40 49 450	E-U CAN E-U	E-U ALASKA SUITE ARMES A FEU, MUNITIONS CONTENEURS, FERMETURES
COMMODITY TOTAL				499	499		TOTAL DE MARCHANDISE
MISC. END PRODUCTS NES	CAN			62	62	CAN	PRODUITS FINIS DIV. NDA
GENERAL CARGO	LIBER			78	78	LIBER	MARCHANDISES DIVERSES
CONTAINERIZED FREIGHT	CAN			65,745	65,745	CAN	FRET CONTENEURESE
COUNTRY/REGION TOTAL				284,795*	284,795*		TOTAL DE PAYS/REGION
U S PACIFIC DIST. ALCOHOLIC BEV.	GER OTHER			16 24	16 24	ALL AUTRE	E-U PACIFIQUE BOISS. ALCOOL. DIST.
COMMODITY TOTAL				40	40		TOTAL DE MARCHANDISE
LOGS	LIBER CAN U S A			3,477 106,821 27,487	3,477 106,821 27,487	LIBER CAN E-U	BILLES
COMMODITY TOTAL				137,785	137,785		TOTAL DE MARCHANDISE
PULPWOOD	CAN			544,650	544,650	CAN	BOIS A PATE
COPPER ORE AND CONC.	CAN			40,914	40,914	CAN	MINERAIS, CONC. CUIVRE
IRON ORE AND CONC	LIBER JAPAN			77,938 116,773	77,938 116,773	LIBER JAPON	MINERAIS, CONC. DE FER
COMMODITY TOTAL				194,711	194,711		TOTAL DE MARCHANDISE
LEAD ORE AND CONC.	CAN			4,840	4,840	CAN	MINERAIS, CONC. DE PLOMB
ZINC ORE AND CONC.	CAN			8,000	8,000	CAN	MINERAIS, CONC. DE ZINC
IRON AND STEEL SCRAP	CAN			6,400	6,400	CAN	DECHETS DE FER, CACIER
LIMESTONE	CAN CTHER			891,374 11,982	891,374 11,982	CAN AUTRE	PIERRE CALCAIRE
COMMODITY TOTAL				903,356	903,356		TOTAL DE MARCHANDISE
SULPHUR IN ORES	CAN U S A			8,614 1,396	8,614 1,396	CAN E-U	SOUFRE EN MINERAIS
COMMODITY TOTAL				10,010	10,010		TOTAL DE MARCHANDISE
HOGGED FUEL, WOOD WASTE AND SCRAP NES	CAN NORW CAN			150,302 1,471 9,300	150,302 1,471 9,300	CAN NORW CAN	BOIS DE CHAUFFAGE DECHETS ET REBUTS NDA
COMMODITY TOTAL				10,771	10,771		TOTAL DE MARCHANDISE
LUMBER AND TIMBER	U K NORW CAN U S A			8,612 66,085 262,470 429,741	8,612 66,085 262,470 429,741	R U NORW CAN E-U	BOIS D'OEUVRE ET CHARP.
COMMODITY TOTAL				766,908	766,908		TOTAL DE MARCHANDISE
SHINGLES AND SHAKES	CAN U S A			238 33	238 33	CAN E-U	BARDEAUX, BARD. FACADE
COMMODITY TOTAL				271	271		TOTAL DE MARCHANDISE
VENEER, PLYWOOD PULP	CAN NORW CAN U S A			1,786 41,467 8,050 45,885	1,786 41,467 8,050 45,885	CAN NORW CAN E-U	PLACAGES, CONTRE-PLAQ. PATE
COMMODITY TOTAL				95,402	95,402		TOTAL DE MARCHANDISE
NEWSPRINT PAPER	U K NORW CAN U S A OTHER			7,000 208,917 201,436 161,366 90,685	7,000 208,917 201,436 161,366 90,685	R U NORW CAN E-U AUTRE	PAPIER JOURNAL
COMMODITY TOTAL				669,408	669,408		TOTAL DE MARCHANDISE
PAPER NES	U S A NORW CAN			919 114 267	919 114 267	E-U NORW CAN	PAPIER NDA CARTON
COMMODITY TOTAL				381	381		TOTAL DE MARCHANDISE
ANIMAL OILS, EXC. MARINE INORGANIC CHEMS. NES	PANAM GER CAN			757 20 4,250	757 20 4,250	PANAM ALL CAN	HUIL. ANIM. SAUF AN. MAR. PRODS. CHIM. INORG. NDA
COMMODITY TOTAL				4,270	4,270		TOTAL DE MARCHANDISE
ORGANIC CHEMICALS NES	CAN			6,146	6,146	CAN	PRODS. CHIM. ORGAN. NDA
POTASH	U S A OTHER			5,118 11,013	5,118 11,013	E-U AUTRE	POTASSE
COMMODITY TOTAL				16,131	16,131		TOTAL DE MARCHANDISE
GASOLINE	CAN			11,926	11,926	CAN	ESSENCE
PETROL, COAL PRDD. NES	CAN			1,934	1,934	CAN	ORIVE PETR. CHARB. NDA
PIG IRON	GREEK	6,720			6,720	GRECQ	FER EN GUEUSE
STRUCTURAL SHAPES	U S A			11	11	E-U	PROFILES DE CONSTRUCT.
RAILS & TRACK MATERIAL	JAPAN	5,083			5,083	JAPON	RAILS, MAT. VOIE FERREE
CEMENT	CAN U S A			121,230 33,555	121,230 33,555	CAN E-U	CIMENT
COMMODITY TOTAL				154,785	154,785		TOTAL DE MARCHANDISE
MOTOR VEHICLE ENGINES	U S A			19	19	E-U	MOTEURS DE VEH. AUTOM.
CONTAINERS, CLOSURES	U S A CAN			1 200	1 200	E-U CAN	CONTENEURS, FERMETURES
MISC. END PRODUCTS NES	CAN			200	200	CAN	PRODUITS FINIS DIV. NDA
CONTAINERIZED FREIGHT	DENMK GER SWEON LIBER U S A OTHER			28 172 484 17 613	28 172 484 17 613	DANMK ALL SUEDE LIBER E-U AUTRE	FRET CONTENEURESE
COMMODITY TOTAL				1,269	1,336		TOTAL DE MARCHANDISE
COUNTRY/REGION TOTAL		13,872*		3,743,181*	3,756,173*		TOTAL DE PAYS/REGION

TABLE 1. CARGOES LOADED AT CANADIAN PORTS FOR FOREIGN COUNTRIES, IN 1974.

TABLEAU 1. MARCHANDISES CHARGÉES DANS LES PORTS CANADIENS A DESTINATION DE PAYS ÉTRANGERS, EN 1974.

COUNTRY OF DESTINATION AND KIND OF CARGO	REGISTRY OF VESSEL	ATLANTIC ATLANTIQUE	GREAT LAKES GRANDS LACS	PACIFIC PACIFIQUE	TOTAL TOTAL	IMMATIC. DU NAVIRE	PAYS DE DESTINATION ET MARCHANDISE
U S CRT. LAKES							E-U GR. LACS
MEAT, FRESH OR FROZEN	CAN		18		18	CAN	VIANDE, FRAICHE / CONG.
BAPLEY	CAN		100,366		100,366	CAN	ORGE
RYE	CAN		16,221		16,221	CAN	SEIGLE
WHEAT	CAN	14,365	23,823		38,188	CAN	BLE
CCFN STARCH	CAN		100		100	CAN	FECULE DE MAIS
CEREALS MILLED, NES	CAN		178		178	CAN	CEREALES MOULUES, NOA
BAKERY PROD. INC. FROZEN	CAN		180		180	CAN	PROD. BCU L., PROD. CONG.
MACARONI, CEREAL PROD.	CAN		497		497	CAN	PATES ALIM. PROD. CEREAL
VEGETABLES, FRESH	CAN		17		17	CAN	LEGUMES, FRAIS
VEGETABLES, DRIED	CAN		39		39	CAN	LEGUMES, SECS
COCOA AND CHOCOLATE	CAN		3		3	CAN	CACAO ET CHOCOLAT
SPICES	CAN		30		30	CAN	EPICES
MISC. FOOD PREP. NES	CAN		17		17	CAN	DIV. PREP. ALIM. NDA
FEEDS, VEGETABLE ORIGIN	CAN		702		702	CAN	PROD. D'ORIGINE VEGETALE
FEEDS OF ANIMAL ORIGIN	CAN		30		30	CAN	PROD. D'ORIGINE ANIMALE
ALE, BEER, STOUT, PORTER	CAN		40		40	CAN	ALE, BIÈRE, STOUT, PORTER
WINE	CAN		1,763		1,763	CAN	VINS
DIST. ALCOHOLIC BEV.	CAN		3,120		3,120	CAN	BOISS. ALCOOL. DIST.
FLAXSEED	CAN		2,587		2,587	CAN	GRAINE DE LIN
BOLTS, ROUND TIMBER	CAN		600		600	CAN	BILLOTS, BOIS ROND
IRON ORE AND CONC	CAN	17,019,499	2,029,215		19,048,714	CAN	MINEFRI, CONC. DE FER
	U S A	554,249	1,443,075		1,997,324	E-U	
COMMODITY TOTAL		17,573,748	3,472,290		21,046,038		TOTAL DE MARCHANDISE
MANGANESE ORE	CAN	15,017			15,017	CAN	MINÉRAI DE MANGANESE
ZINC ORE AND CONC.	CAN	11,800			11,800	CAN	MINÉRAI, CONC. DE ZINC
ORES AND CONC. NES	CAN	20,539	90		20,629	CAN	MINÉRAIS ET CONC. NDA
IRON AND STEEL SCRAP	GREEK	7,383			7,383	GREEK	DECHETS DE FER, ACIER
	CAN		13,127		13,127	CAN	
COMMODITY TOTAL		7,383	13,127		20,510		TOTAL DE MARCHANDISE
NON-FERROUS MET. SCRAP	CAN		550		550	CAN	DECHETS METAL. NON FER.
SLAG, DROSS, BY-PRODUCTS	CAN	1,456	149		1,605	CAN	POUS. GUEUL. SCCR. PROD.
COAL, BITUMINOUS	CAN		36,031		36,031	CAN	CHARBON BITUMINEUX
ASBESTOS	CAN		49		49	CAN	AMI ANTE
DOLomite	CAN		968,765		968,765	CAN	DOLomite
SAND AND GRAVEL	CAN	10,080			10,080	CAN	SABLE ET GRAVIERS
STONE, CRUDE NES	CAN		77,465		77,465	CAN	PIERRE BRUTE NOA
FLUORSPAR	CAN	28,135			28,135	CAN	SPATH FLUOR
SALT	CAN	5,07C	1,321,371		1,326,441	CAN	SEL
	U S A		234,560		234,560	E-U	
COMMODITY TOTAL		5,07C	1,555,931		1,561,001		TOTAL DE MARCHANDISE
CRUDE NON-MET. MIN. NES	CAN		80		80	CAN	MIN. NON-MET. BRUTS NOA
RUBBER FAB. MATERIALS	CAN		20		20	CAN	DEMI-PROD. CACUTCHOUX
LUMBER AND TIMBER	CAN		1,057		1,057	CAN	BOIS D'OEUVRE ET CHARP.
VENEER, PLYWOOD	CAN		6		6	CAN	PLACAGES, CONTRE-PLAC.
PULP	CAN		122,396		122,396	CAN	PATE
NEWSPRINT PAPER	U K	5,277			5,277	R U	PAPIER JOURNAL
	CAN	37,456	176,356		213,812	CAN	
COMMODITY TOTAL		42,733	176,356		219,089		TOTAL DE MARCHANDISE
PAPER NES	CAN		34		34	CAN	PAPIER NOA
PAPERBOARD	CAN		169		169	CAN	CARTON
BLDG. PAPER AND BOARD	CAN		12		12	CAN	PLAQ. CONSTR., PAP/CART.
CORDAGE, TWINE, ROPE	CAN		17		17	CAN	CORDAGE, FICELLE, CORDE
JUTE WOVEN FABRICS	CAN		17		17	CAN	TISSUS DE JUTE
OILS, FATS, WAXES NES	CAN		13		13	CAN	HUIL. MAT. GRAS. CIRE NDA
METALLIC SALTS	CAN		100		100	CAN	SELS METALLIQUES
INORGANIC CHEMS. NES	CAN		2,068		2,068	CAN	PROD. CHIM. INDRG. NDA
ORGANIC CHEMICALS NES	CAN	14,515	14,302		28,817	CAN	PROD. CHIM. ORG. NDA
	U S A		28,521		28,521	E-U	
COMMODITY TOTAL		14,515	42,823		57,338		TOTAL DE MARCHANDISE
POTASH	CAN		31,114		31,114	CAN	POTASSE
FERTILIZERS NES	CAN		20		20	CAN	ENGRAIS CHIMIQUE NOA
AGRICULTURAL CHEMICALS	CAN		194		194	CAN	PROD. CHIM. AGRICOLES
PLASTIC MATERIALS	CAN		27		27	CAN	MATIERES PLASTIQUES
	U S A		4,673		4,673	E-U	
COMMODITY TOTAL			4,700		4,700		TOTAL DE MARCHANDISE
DYESTUFF, PIGMENT, PAINT	CAN		79		79	CAN	MAT. COLOR. PIG. PEINTURE
CHEM. SPECIALTIES NES	CAN		27		27	CAN	PROD. CHIM. SPECIAUX NDA
	U S A		3,652		3,652	E-U	
COMMODITY TOTAL			3,679		3,679		TOTAL DE MARCHANDISE
GASOLINE	CAN		49,229		49,229	CAN	ESSENCE
	U S A		17,100		17,100	E-U	
COMMODITY TOTAL			66,329		66,329		TOTAL DE MARCHANDISE
FUEL OIL	CAN	165,202	79,322		244,524	CAN	TOTAL DE MARCHANDISE
	U S A	623,198	1,008,802		1,632,000	E-U	MAZOUT
COMMODITY TOTAL		788,400	1,088,124		1,876,524		TOTAL DE MARCHANDISE
LUBRICATING OIL, GREASE	CAN		17		17	CAN	HUIL. GRAISSE LUBRIF.
COKE	CAN		19,500		19,500	CAN	COKE
COAL TAR, PITCH	CAN		2,007		2,007	CAN	GOUDRON, BRAI DE BOUIL.
FERRD-ALLOYS	CAN	5,500			5,500	CAN	FERRD-ALLIAGES
PIG IRON	CAN	99,598	9,305		108,903	CAN	FER EN GUEUSE
PRIMARY IRON, STEEL NES	CAN		18,465		18,465	CAN	FER, ACIER PRIMAIR. NDA
	U S A		27,308		27,308	E-U	
COMMODITY TOTAL			45,773		45,773		TOTAL DE MARCHANDISE
CASTINGS, FORGINGS	CAN		24,481		24,481	CAN	MOUL. PIÈCES FORGERS
BARS AND RODS, STEEL	GREEK	143			143	GREEK	BARRS ET TIGES ACIER
	LIBER	2,495			2,495	LIBER	

TABLE 1. CARGOES LOADED AT CANADIAN PORTS FOR FOREIGN COUNTRIES, IN 1976.

TABLEAU 1. MARCHANDISES CHARGÉES DANS LES PORTS CANADIENS A DESTINATION DE PAYS ÉTRANGERS, EN 1976.

COUNTRY OF ORIGIN AND KIND OF CARGO	REGISTRY OF VESSEL	ATLANTIC ATLANTIQUE	GREAT LAKES GRANDS LACS	PACIFIC PACIFIQUE	TOTAL TOTAL	IMMATIC. DU NAVIRE	PAYS DE DESTINATION ET MARCHANDISE
U S GR. LAKES CONT.							E-U GR. LACS SUITE
COMMODITY TOTAL	CAN		12,069		12,069	CAN	
PLATE & SHEET STEEL	U K	2,638	12,069		14,707	R U	TOTAL DE MARCHANDISE TOLES, FEUILLES D'ALIER
	ITALY	7,277			7,277	ITAL	
	LIBER	3,795			3,795	LIBER	
	CAN	2,265			2,265	CAN	
COMMODITY TOTAL		19,068	14,231		33,299		TOTAL DE MARCHANDISE PROFILES DE CONSTRUCT.
STRUCTURAL SHAPES	LIBER	3,270			3,270	LIBER	
	CAN		22,730		22,730	CAN	
COMMODITY TOTAL		3,270	22,730		26,000		TOTAL DE MARCHANDISE RAILS, MAT. VOIE FERREE TUYAUX, TUBES: FER, ACIER FIL METALLIQUE ALUMINIUM
RAILS & TRACK MATERIAL	CAN		11,877		11,877	CAN	
PIPES, TUBES: IRON, STEEL	CAN		143		143	CAN	
WIRE	CAN		1,782		1,782	CAN	
ALUMINUM	PANAM			4,067	4,067	PANAM	
	CAN	23,681	3,725		27,406	CAN	
COMMODITY TOTAL		23,681	3,725	4,067	31,473		TOTAL DE MARCHANDISE CUIVRE ET ALLIAGES PLOMB ET ALLIAGES ZINC ET ALLIAGES METAUX NON-FERREUX NDA
COPPER AND ALLOYS	CAN		275		275	CAN	
LEAD AND ALLOYS	CAN		728		728	CAN	
ZINC AND ALLOYS	CAN		215		215	CAN	
NON-FERROUS METALS NES	CAN		436		436	CAN	
METAL FAB. BASIC PROD.	CAN		1,382		1,382	CAN	OUVR. DE BASE EN METAL BRIQ. A BATIR ARGILE BRIQUES, TILES NDA
BUILDING BRICK, CLAY	CAN		35		35	CAN	
BRICKS, TILES NES	CAN		114		114	CAN	
GLASS BASIC PRODUCTS	CAN		105		105	CAN	OUVR. DE BASE EN VERRE
ASBESTOS BASIC PROD.	CAN		86		86	CAN	OUVR. DE BASE AMIANTE
CEMENT	CAN	51,349	737,192		788,541	CAN	CIMENT
	U S A		92,479		92,479	E-U	
COMMODITY TOTAL		51,349	829,671		881,020		TOTAL DE MARCHANDISE PROD. MIN. NON-MET. BASE
NON-MET. MIN. BASIC PROD	CAN	6,781	129		6,910	CAN	PROD. MIN. NON-MET. BASE
MISC. FABRICATED PROD.	CAN		267		267	CAN	OUVRAGES DIVERS
TRACTORS	CAN		20,400		20,400	CAN	TRACTEURS
MACHINERY NES	CAN		2,059		2,059	CAN	MACHINES NDA
RAILWAY ROLLING STOCK	CAN		1,333		1,333	CAN	MAT. POU. DE CH. DE FER
PASS. AUTOS AND CHASSIS	CAN		2		2	CAN	VOITURES PART., CHASSIS
MOTOR VEHICLE ENGINES	CAN		17,800		17,800	CAN	MOTEURS DE VEH. AUTOM.
MOTOR VEH. NES	CAN		65		65	CAN	VEH. AUTOM. ROUTIERS NDA
SHIPS, AIRCRAFT, MIS. VEH.	CAN		355		355	CAN	NAVIRES, AVIONS, VEH. DIV
RUBBER TIRES AND TUBES	CAN		38		38	CAN	PNEUS, CHAMBRES A AIR
EQUIPMENT MISC.	CAN		1,460		1,460	CAN	MATERIEL DIVERS
PERSONAL/HSEHOLD GOODS	CAN		1,362		1,362	CAN	ART. PERS. ET MENAGERS
CONTAINERS, CLOSURES	GER		15		15	ALL	CONTENEURS, FERMETURES
	CAN		1,193		1,193	CAN	
	OTHER		45		45	AUTRE	
COMMODITY TOTAL			1,253		1,253		TOTAL DE MARCHANDISE PRODUITS FINIS DIV. NDA
MISC. END PRODUCTS NES	CAN		263		263	CAN	MARCHANDISES DIVERSES
GENERAL CARGO	LIBER	18			18	LIBER	
	CAN		1,464		1,464	CAN	
	OTHER	24			24	AUTRE	
COMMODITY TOTAL		42	1,464		1,506		TOTAL DE MARCHANDISE FRET CONTENEUREUSE
CONTAINERIZED FREIGHT	GER		48		48	ALL	
	LIBER	27,678			27,678	LIBER	
	OTHER	21,716	10		21,726	AUTRE	
COMMODITY TOTAL		49,394	58		49,452		TOTAL DE MARCHANDISE
COUNTRY/REGION TOTAL		18,794,562*	8,863,180*	4,067*	27,661,809*		TOTAL DE PAYS/REGION
U S ATL. & GULF							E-U ATL. & GULF
FISH, FRESH OR FROZEN	DENMK	660			660	DANMK	POISSON, FRAIS OU CONG.
	PANAM	5,383			5,383	PANAM	
	CAN	15,835			15,835	CAN	
	U S A	1,271			1,271	E-U	
	OTHER	1,056			1,056	AUTRE	
COMMODITY TOTAL		24,205			24,205		TOTAL DE MARCHANDISE POISSON, SALE OU FUME PR. BRUTS ORIG. ANIM. NDA
FISH, SALTED OR CURED	PANAM	2			2	PANAM	
CRUDE ANIMAL PROD. NES	CAN	1,191			1,191	CAN	
	U S A	13			13	E-U	
COMMODITY TOTAL		1,204			1,204		TOTAL DE MARCHANDISE MINERAI, CONC. CUIVRE
COPPER ORE AND CONC.	GREEK	2,352			2,352	GRECC	
	OTHER	4,931			4,931	AUTRE	
COMMODITY TOTAL		7,283			7,283		TOTAL DE MARCHANDISE MINERAI, CONC. DE FER
IRON ORE AND CONC	U K	463,413			463,413	R U	
	DENMK	61,030			61,030	DANMK	
	GER	122,604			122,604	ALL	
	GREEK	353,221			353,221	GRECC	
	ITALY	196,764			196,764	ITAL	
	NORW	699,787			699,787	NORV	
	SWEDN	122,304			122,304	SUEDE	
	LIBER	4,112,299			4,112,299	LIBER	
	JAPAN	201,805			201,805	JAPON	
	PANAM	36,108			36,108	PANAM	
	CAN	57,760			57,760	CAN	
	OTHER	269,322			269,322	AUTRE	
COMMODITY TOTAL		6,696,417			6,696,417		TOTAL DE MARCHANDISE MINERAI, CONC. DE PLOMB
LEAD ORE AND CONC.	GREEK	4,864			4,864	GRECC	
	LIBER	5,394			5,394	LIBER	

TABLE 1. CARGOES LOADED AT CANADIAN PORTS FOR FOREIGN COUNTRIES, IN 1976.

TABLEAU 1. MARCHANDISES CHARGÉES DANS LES PORTS CANADIENS A DESTINATION DE PAYS ÉTRANGERS, EN 1976.

COUNTRY OF DESTINATION AND KIND OF CARGO	REGISTRY OF VESSEL	ATLANTIC ATLANTIQUE	GREAT LAKES GRANDS LACS	PACIFIC PACIFIQUE	TOTAL TOTAL	IMMATIC. DU NAVIRE	PAYS DE DESTINATION ET MARCHANDISE
U S ATL.& GULF CONT. COMMODITY TOTAL		10,258			10,258		E-U ATL.&GULFE SUITE
TITANIUM ORE	GER	40,000			40,000	ALL	TOTAL DE MARCHANDISE
	GREEK	29,410			29,410	GRECO	MINERAI DE TITANE
COMMODITY TOTAL		69,410			69,410		TOTAL DE MARCHANDISE
ZINC ORE AND CONC.	GREEK	6,655			6,655	GRECO	MINERAI, CONC. DE ZINC
	NORW	5,890			5,890	NORV	
	PANAM	7,350			7,350	PANAM	
	OTHER	6,339			6,339	AUTRE	
COMMODITY TOTAL		26,234			26,234		TOTAL DE MARCHANDISE
SLAG, DROSS, BY-PRODUCTS	U K	16,500			16,500	R U	POUS. GUEUL. SCOR. PROD.
	ITALY	18,928			18,928	ITAL	
	LIBER	167,533			167,533	LIBER	
	PANAM	12,000			12,000	PANAM	
COMMODITY TOTAL		214,961			214,961		TOTAL DE MARCHANDISE
CRUDE PETROLEUM	GREEK	164,238			164,238	GRECO	PETROLE BRUT
	LIBER	770,320			770,320	LIBER	
	OTHER	91,147			91,147	AUTRE	
COMMODITY TOTAL		1,025,705			1,025,705		TOTAL DE MARCHANDISE
ASBESTOS	PANAM	3,000			3,000	PANAM	AMIANTE
	OTHER	1,500			1,500	AUTRE	
COMMODITY TOTAL		4,500			4,500		TOTAL DE MARCHANDISE
BARYTES, NATURAL	U K	8,613			8,613	R U	BARYTINE NATUFELE
	GREEK	5,734			5,734	GRECO	
	NORW	39,396			39,396	NORV	
	OTHER	8,553			8,553	AUTRE	
COMMODITY TOTAL		62,296			62,296		TOTAL DE MARCHANDISE
GYPNUM	U K	1,811,649			1,811,649	R U	GYPSE
	GER	99,108			99,108	ALL	
	ITALY	57,823			57,823	ITAL	
	NORW	123,757			123,757	NORV	
	LIBER	1,736,376			1,736,376	LIBER	
	PANAM	69,187			69,187	PANAM	
	CAN	448,603			448,603	CAN	
	OTHER	126,622			126,622	AUTRE	
COMMODITY TOTAL		4,473,125			4,473,125		TOTAL DE MARCHANDISE
SALT	U S A	1,754			1,754	E-U	SEL
SULPHUR IN ORES	GREEK	30,763			30,763	GRECO	SOUFRE EN MINERAI
CRUDE NON-MET. MIN. NES	NORW	29,341			29,341	NORV	MIN. NON-MET. BRUTS NDA
LUMBER AND TIMBER	U K			137,770	137,770	R U	BOIS SCURVE ET CHARR.
	DENMK			347,760	347,760	DANMK	
	GER			35,983	35,983	ALL	
	GREEK			112,375	112,375	GRECO	
	NORW			336,262	336,262	NORV	
	SWEDN			25,428	25,428	SUEDE	
	LIBER			127,596	127,596	LIBER	
	OTHER			36,276	36,276	AUTRE	
COMMODITY TOTAL				1,163,450	1,163,450		TOTAL DE MARCHANDISE
SHINGLES AND SHAKES	NORW			8	8	NORV	BARDEAUX, BARO. FACADE
PULP	NORW	29,914		60	29,974	NORV	PATE
	CAN		21,594		21,594	CAN	
COMMODITY TOTAL		29,914	21,594	60	51,568		TOTAL DE MARCHANDISE
NEWSPRINT PAPER	U K	26,351			26,351	R U	PAPIER JOURNAL
	GER	74,264			74,264	ALL	
	GREEK	5,990			5,990	GRECO	
	NORW	235,761		9,500	245,261	NORV	
	SWEDN	11,214			11,214	SUEDE	
	CAN	173,011			173,011	CAN	
	OTHER	84,097		5,604	89,701	AUTRE	
COMMODITY TOTAL		610,688		15,104	625,792		TOTAL DE MARCHANDISE
FISH, MARINE ANIMAL OIL	PANAM	1,266			1,266	PANAM	HUIL. DE POISSON, AN. MAR
SULPHURIC ACID	U K	197,918			197,918	R U	ACIDE SULFURIQUE
	DENMK	10,740			10,740	DANMK	
	NORW	102,420			102,420	NORV	
	OTHER	6,488			6,488	AUTRE	
COMMODITY TOTAL		317,566			317,566		TOTAL DE MARCHANDISE
INORGANIC CHEMS. NES	SWEDN	9			9	SUEDE	PROD. CHIM. INCRG. NDA
ORGANIC CHEMICALS NES	NORW	63,681		6,940	70,621	NORV	PROD. CHIM. ORGAN. NDA
	LIBER	17,326			17,326	LIBER	
	OTHER	5,931			5,931	AUTRE	
COMMODITY TOTAL		86,938		6,940	93,878		TOTAL DE MARCHANDISE
POTASH	GREEK			39,986	39,986	GRECO	POTASSE
GASOLINE	U K	47,777			47,777	R U	ESSENCE
	LIBER	57,820			57,820	LIBER	
COMMODITY TOTAL		105,597			105,597		TOTAL DE MARCHANDISE
FUEL OIL	U K	8,312			8,312	R U	MAZOUT
	LIBER	204,479			204,479	LIBER	
	CAN	19,814			19,814	CAN	
	OTHER	158,895			158,895	AUTRE	
COMMODITY TOTAL		391,500			391,500		TOTAL DE MARCHANDISE
PETROL. COAL PROD. NES	OTHER	4,000			4,000	AUTRE	DERIVE PETR. CHARB. NDA
PIG IRON	NORW	17,044			17,044	NORV	FER EN GUEUSE
	PANAM	16,073			16,073	PANAM	
COMMODITY TOTAL		33,117			33,117		TOTAL DE MARCHANDISE
STRUCTURAL SHAPES	U K			1,314	1,314	R U	PROFILES DE CONSTRUCT.
RAILS & TRACK MATERIAL	JAPAN	4,797			4,797	JAPON	RAILS, MAT. VOIE FERREE
ALUMINUM	GREEK			5,000	5,000	GRECO	ALUMINUM

TABLE 1. CARGOES LOADED AT CANADIAN PORTS FOR FOREIGN COUNTRIES, IN 1976.

TABLEAU 1. MARCHANDISES CHARGÉES DANS LES PORTS CANADIENS A DESTINATION DE PAYS ÉTRANGERS, EN 1976.

COUNTRY OF DESTINATION AND KIND OF CARGO	REGISTRY OF VESSEL	ATLANTIC ATLANTIQUE	GREAT LAKES GRANDS LACS	PACIFIC PACIFIQUE	TOTAL TOTAL	IMMATIC. DU NAVIRE	PAYS DE DESTINATION ET MARCHANDISE
U S ATL.& GULF CONT.							E-U ATL.&GCLFE SUITE
COMMODITY TOTAL	NORW			14,235	14,235	NORV	TOTAL DE MARCHANDISE
CEMENT	CAN		1,658	19,235	19,235	CAN	CIMENT
	U S A		59,042		59,042	E-U	TOTAL DE MARCHANDISE
COMMODITY TOTAL			60,700		60,700		VOITURES PART., CHASSIS
PASS. AUTOS AND CHASSIS	U K	1			1	R U	NAVIRES, AVIONS, VEH. DIV
SHIPS, AIRCRAFT, MIS. VEH	NORW	588			588	NORV	TOTAL DE MARCHANDISE
	CAN	405			405	CAN	MATERIEL DIVERS
COMMODITY TOTAL		993			993		CONTENEURS, FERMETURES
EQUIPMENT MISC.	NORW	1			1	NORV	FRET CONTENEURESE
CONTAINERS, CLOSURES	U S A	10			10	E-U	
CONTAINERIZED FREIGHT	GER	490			490	ALL	
	ITALY	4,189			4,189	ITAL	
	SWEDN	328			328	SUEDE	
	LIBER	2,802			2,802	LIBER	
	JAPAN	6			6	JAPON	
	PANAM	12			12	PANAM	
	CAN	56			56	CAN	
	OTHER	14,670	33		14,703	AUTRE	
COMMODITY TOTAL		22,553	33		22,586		TOTAL DE MARCHANDISE
COUNTRY/REGION TOTAL		14,286,408*	82,327*	1,246,097*	15,614,832*		TOTAL DE PAYS/REGION
GRAND TOTAL		78,871,316**	10,900,054**	36,790,655**	126,562,025**		TOTAL GLOBAL

TABLE 2. CARGOES UNLOADED AT CANADIAN PORTS FROM FOREIGN COUNTRIES, IN 1974.

TABLEAU 2. MARCHANDISES DECHARGEES DANS LES PORTS CANADIENS EN PROVENANCE DE PAYS ETRANGERS, EN 1974.

COUNTRY OF ORIGIN AND KIND OF CARGO	REGISTRY OF VESSEL	ATLANTIC ATLANTIQUE	GREAT LAKES GRANDS LACS	PACIFIC PACIFIQUE	TOTAL TOTAL	IMMATIC. OU NAVIRE	PAYS D'ORIGINE ET MARCHANDISE
UNITED KINGDOM							ROYAUME-UNI
FISH, CANNED	GER		20		20	ALL	POISSON EN BOITES
CHEESE	GER		4		4	ALL	FROMAGE
BAKERY PROD., INC., FROZEN	DENMK	150			150	DANMK	PROD. BCU... PROD. CONG.
MACARONI, CEREAL PROD.	DENMK	3			3	DANMK	PATES ALIM. PROD. CEREAL
COMMODITY TOTAL	NORW	6			6	NORV	
		9			9		TOTAL DE MARCHANDISE
DRIED FRUITS	NORW	12			12	NORV	FRUITS SECS
FRUIT, PRES., NOT CANNED	DENMK	11			11	DANMK	CONS. FRUITS NON BOITE
FRUITS, PREP., CANNED	DENMK	15			15	DANMK	FRUITS PREP. EN BOITE
	GER			14	14	ALL	
	NORW	40			40	NORV	
COMMODITY TOTAL		55		14	69		TOTAL DE MARCHANDISE
SUGAR PREPARATIONS	DENMK	302			302	DANMK	PREP. A BASE DE SUCRE
	GER			20	20	ALL	
	NORW	11			11	NORV	
	LIBER			6	6	LIBER	
COMMODITY TOTAL		313		26	339		TOTAL DE MARCHANDISE
COFFEE	NORW	2	20		22	NORV	CAFE
TEA	GER	1			1	ALL	THE
	NORW	1			1	NORV	
COMMODITY TOTAL		2			2		TOTAL DE MARCHANDISE
SPICES	GER		5		5	ALL	EPICES
MISC. FOOD PREP. NES	DENMK	92			92	DANMK	DIV. PREP. ALIM. NDA
	GER			15	15	ALL	
	GREEK			9	9	GRECO	
	NORW	60			60	NORV	
	OTHER			16	16	AUTRE	
COMMODITY TOTAL		152		40	192		TOTAL DE MARCHANDISE
DIST. ALCOHOLIC BEV.	DENMK	30			30	DANMK	BOISS. ALCOOL. DIST.
	GER		2,976	834	3,810	ALL	
	GREEK			85	85	GRECO	
	NORW		2,735		2,735	NORV	
	LIBER			2,144	2,144	LIBER	
	OTHER			895	895	AUTRE	
COMMODITY TOTAL		30	5,711	3,958	9,699		TOTAL DE MARCHANDISE
TEXTILE FIBRES NES	DENMK	2			2	DANMK	FIBRES TEXTILES NON
CHINA CLAY	NORW	5,500			5,500	NORV	KADLIN
	OTHER	18,525			18,525	AUTRE	
COMMODITY TOTAL		24,025			24,025		TOTAL DE MARCHANDISE
CLAY MATERIALS NES	U K	302			302	R U	MATIERES ARGIL. NDA
	GER	6,000			6,000	ALL	
COMMODITY TOTAL		6,302			6,302		TOTAL DE MARCHANDISE
FLUORSPAP	OTHER	280			280	AUTRE	SPATH FLUOR
SALT	NORW	5,000			5,000	NORV	SEL
	OTHER	5,000			5,000	AUTRE	
COMMODITY TOTAL		10,000			10,000		TOTAL DE MARCHANDISE
RUBBER FAB. MATERIALS	U K	21			21	R U	DEMI-PROD. CAOUTCHOUC
	GER			9	9	ALL	
	NORW	14			14	NORV	
	LIBER			1	1	LIBER	
	OTHER			4	4	AUTRE	
COMMODITY TOTAL		35		14	49		TOTAL DE MARCHANDISE
WOOD FAB. MATERIALS	U K	2			2	R U	DEMI-PRODUITS EN BOIS
NEWSPRINT PAPER	OTHER	1,500			1,500	AUTRE	PAPIER JOURNAL
PAPER NES	NORW	5			5	NORV	PAPIER NDA
BLDG. PAPER AND BOARD	DENMK	62			62	DANMK	PLAQ. CONSTR., PAP/CART.
	PANAM	12			12	PANAM	
COMMODITY TOTAL		74			74		TOTAL DE MARCHANDISE
WET MACHINE BOARD	DENMK	40			40	DANMK	CARTON EN PATE PRESSE
CORDAGE, TWINE, ROPE	DENMK	8			8	DANMK	CORDAGE, FICELLE, CORDE
	OTHER			2	2	AUTRE	
COMMODITY TOTAL		8		2	10		TOTAL DE MARCHANDISE
JUTE WOVEN FABRICS	GER	3			3	ALL	TISSUS DE JUTE
TEXTILE FAB. MTL NES	DENMK	3			3	DANMK	OUVR. EN MAT. TEXT. NDA
	GER			27	27	ALL	
	GREEK			2	2	GRECO	
	NORW	7			7	NORV	
COMMODITY TOTAL		10		29	39		TOTAL DE MARCHANDISE
OILS, FATS, WAXES NES	NORW	3			3	NORV	HUIL. MAT. GRAS. CIRE NDA
METALLIC SALTS	LIBER			10	10	LIBER	SELS METALLIQUES
	OTHER	12			12	AUTRE	
COMMODITY TOTAL		12		10	22		TOTAL DE MARCHANDISE
INORGANIC CHEMS. NES	DENMK	5			5	DANMK	PROD. CHIM. INORG. NDA
	GER	4	6	215	225	ALL	
	NORW		13		13	NORV	
	LIBER			20	20	LIBER	
	PANAM	702			702	PANAM	
	OTHER			6	6	AUTRE	
COMMODITY TOTAL		711	19	241	971		TOTAL DE MARCHANDISE
ORGANIC CHEMICALS NES	GER	2			2	ALL	PROD. CHIM. ORGAN. NDA
	GREEK			33	33	GRECO	
	NORW	2,977	119		3,096	NORV	
	LIBER	1,601		64	1,665	LIBER	
	OTHER		1,116	6	1,122	AUTRE	
COMMODITY TOTAL		4,580	1,235	139	5,954		TOTAL DE MARCHANDISE
EXPLOS., FUSES, CAPS	DENMK	953			953	DANMK	EXPLOS., AMORCES, DET.

TABLE 2. CARGOES UNLOADED AT CANADIAN PORTS FROM FOREIGN COUNTRIES, IN 1976.

TABLEAU 2. MARCHANDISES DECHARGEES DANS LES PORTS CANADIENS EN PROVENANCE DE PAYS ETRANGERS, EN 1976.

COUNTRY OF ORIGIN AND KIND OF CARGO	REGISTRY OF VESSEL	ATLANTIC ATLANTIQUE	GREAT LAKES GRANDS LACS	PACIFIC PACIFIQUE	TOTAL TOTAL	IMMATIC. OU NAVIRE	PAYS D'ORIGINE ET MARCHANDISE
UNITED KINGDOM CONT. FERTILIZERS NES	U K		20		20	R U	ROYAUME-UNI SUITE
AGRICULTURAL CHEMICALS	GER			3	3	ALL	ENGRAIS CHIMIQUE NDA
PLASTIC MATERIALS	GER	35			35	ALL	PROD.CHIM.AGRICOLES
	NETH	17			17	P.BAS	MATIERES PLASTIQUES
	NORW		55		55	NORV	
COMMODITY TOTAL		52	55		107		TOTAL DE MARCHANDISE
DYESTUFF, PIGMENT, PAINT	DENMK	2			2	DANMK	MAT.COLOR.PIG.PEINTURE
	GER			1	1	ALL	
COMMODITY TOTAL		2		1	3		TOTAL DE MARCHANDISE
CHEM.SPECIALTIES NES	DENMK	6			6	DANMK	PROD.CHIM.SPECIALAUX NDA
	GER			14	14	ALL	
	NORW		545		545	NORV	
	LIBER			22	22	LIBER	
	OTHER			3	3	AUTRE	
COMMODITY TOTAL		6	545	39	590		TOTAL DE MARCHANDISE
LUBRICATING OIL, GREASE	GER	2		6	8	ALL	MUILE, GRAISSE LUBRIF.
	NORW	1			1	NORV	
COMMODITY TOTAL		3		6	9		TOTAL DE MARCHANDISE
COKE	DENMK		2,390		2,390	DANMK	COKE
	GREEK		3,859		3,859	GREECQ	
COMMODITY TOTAL			6,249		6,249		TOTAL DE MARCHANDISE
COAL TAR, PITCH	NORW			12,903	12,903	NORV	GOUDRON, BRAI DE BOUIL.
PETROL, COAL PROD. NES	GREEK			3,855	3,855	GREECQ	DERIVE PETR.CHARB.NDA
PRIMARY IRON, STEEL NES	OTHER	1,050	660		1,710	AUTRE	FER, ACIER PRIMAIRE NDA
CASTINGS, FORGINGS	U K		13		13	R U	MOUL.PIECES FORGEES
	DENMK			36	36	DANMK	
	GER		2,701		2,701	ALL	
	GREEK		2,605		2,605	GREECQ	
	SWEDE	27			27	SUEDE	
COMMODITY TOTAL		27	5,319	36	5,382		TOTAL DE MARCHANDISE
BAR AND RODS, STEEL	U K	1,039	3,308	630	4,977	R U	BARRES ET TIGES ACIER
	GER		14		14	ALL	
	GREEK	3,029	204		3,233	GREECQ	
	NORW		393		393	NORV	
	LIBER	1,999		12	2,011	LIBER	
	PANAM		296		296	PANAM	
	OTHER	2,168	1,183	1,185	4,536	AUTRE	
COMMODITY TOTAL		8,235	5,398	1,827	15,460		TOTAL DE MARCHANDISE
PLATE & SHEET STEEL	U K	817			817	R U	TOLES, FEUILLES ACIER
	GER	20	14	2	36	ALL	
	GREEK	3,500	55		3,555	GREECQ	
	NETH	16			16	P.BAS	
	NORW		23		23	NORV	
	LIBER	2,000			2,000	LIBER	
	JAPAN	2,940			2,940	JAPON	
	OTHER	7,961	87		8,048	AUTRE	
COMMODITY TOTAL		17,254	179	2	17,435		TOTAL DE MARCHANDISE
STRUCTURAL SHAPES	U K	924	1,730	5,071	7,725	R U	PROFILES DE CONSTRUCT.
	DENMK	13			13	DANMK	
	GER	1,622		688	2,310	ALL	
	GREEK	8,041	1,308		9,349	GREECQ	
	NETH	18			18	P.BAS	
	NORW	6,069	680		6,749	NORV	
	SWEDE	149			149	SUEDE	
	LIBER	2,001		50	2,051	LIBER	
	JAPAN	2,940			2,940	JAPON	
	PANAM	795			1,206	PANAM	
	OTHER	3,553	1,824	4,398	9,775	AUTRE	
COMMODITY TOTAL		26,125	5,953	10,207	42,285		TOTAL DE MARCHANDISE
PIPES, TUBES: IRON, STEEL	U K	743	441		1,184	R U	TUYAUX, TUBES: FER, ACIER
	DENMK	135			135	DANMK	
	GER	36			36	ALL	
	GREEK		26		26	GREECQ	
	LIBER	340		7	347	LIBER	
	OTHER	974		771	1,745	AUTRE	
COMMODITY TOTAL		2,228	467	1,159	3,854		TOTAL DE MARCHANDISE
WIRE	DENMK	368			368	DANMK	FIL METALLIQUE
	GER	39			39	ALL	
	NORW	103	73		176	NORV	
	LIBER	338			338	LIBER	
COMMODITY TOTAL		848	73		921		TOTAL DE MARCHANDISE
ALUMINUM	U K	19			19	R U	ALUMINIUM
	GER	2			2	ALL	
COMMODITY TOTAL		21			21		TOTAL DE MARCHANDISE
COPPER AND ALLOYS	GER	18			18	ALL	CUIVRE ET ALLIAGES
	NORW	1			1	NORV	
COMMODITY TOTAL		19			19		TOTAL DE MARCHANDISE
NON-FERROUS METALS NES	OTHER	19			19	AUTRE	METAUX NON-FERREUX NDA
METAL FAB. BASIC PROD.	U K	269		338	607	R U	OUVR.DE BASE EN METAL
	DENMK	83			83	DANMK	
	GER	3		36	39	ALL	
	GREEK			3	3	GREECQ	
	NORW	5	7		12	NORV	
	LIBER			54	54	LIBER	
	OTHER			3	3	AUTRE	
COMMODITY TOTAL		340	7	374	721		TOTAL DE MARCHANDISE

TABLE 2. CARGOES UNLOADED AT CANADIAN PORTS FROM FOREIGN COUNTRIES, IN 1976.

TABLEAU 2. MARCHANDISES DECHARGEES DANS LES PORTS CANADIENS EN PROVENANCE DE PAYS ETRANGERS, EN 1976.

COUNTRY OF ORIGIN AND KIND OF CARGO	REGISTRY OF VESSEL	ATLANTIC ATLANTIQUE	GREAT LAKES GRANDS LACS	PACIFIC PACIFIQUE	TOTAL TOTAL	IMMATIC. OU NAVIRE	PAYS D'ORIGINE ET MARCHANDISE
UNITED KINGDOM CONT. BRICKS, TILES NES	U K DENMK GER OTHER	304 2 22		40	304 2 62 184	R U DANMK ALL AUTRE	ROYAUME-UNI SUITE BRIQUES, TUILLES NDA
COMMODITY TOTAL GLASS BASIC PRODUCTS	DENMK GER NORW LIBER OTHER	328 51 181	184 104 19	40 59 56 1	552 51 59 200 56 1	DANMK ALL NORV LIBER AUTRE	TOTAL DE MARCHANDISE OUVR. DE BASE EN VERRE
COMMODITY TOTAL ASBESTOS BASIC PRCD. NCA-MET. MIN. BASIC PROD	LIBER GER GREEK LIBER	232 32	19	116 7	367 7 32 10 155 165	LIBER ALL GRECC LIBER	TOTAL DE MARCHANDISE OUVR. DE BASE AMIANTE PROD. MIN. NON-MET. BASE
COMMODITY TOTAL MISC. FABRICATED PROD.	DENMK GER NORW LIBER OTHER	32 109 102		165 83	197 109 83 102 199 60 342	DANMK ALL NORV LIBER AUTRE	TOTAL DE MARCHANDISE OUVRAGES DIVERS
COMMODITY TOTAL TRACTORS	U K GREEK NORW PANAM OTHER	211 3,725 349 622 48	15 340 60	342	553 3,740 689 682 48 62	R U GRECC NORV PANAM AUTRE	TOTAL DE MARCHANDISE TRACTEURS
COMMODITY TOTAL MACHINERY NES	U K DENMK GER GREEK NETH NORW SWEDN LIBER OTHER	4,744 947 477 360 93 54 350 393	477 582 35 1,342 252	31 36 417 93	5,221 1,560 548 2,119 93 93 306 640 61 20 937	R U DANMK ALL GRECC P. BAS NORV SUEDE LIBER AUTRE	TOTAL DE MARCHANDISE MACHINES NDA
COMMODITY TOTAL PASS. AUTOS AND CHASSIS	U K GER GREEK NETH NORW SWEDN LIBER JAPAN PANAM OTHER	2,714 13,471 1,926 1,490 1 2,850 995 1,054 3,819 116	1 11	908	6,357 13,474 1,926 1,501 29 2,850 1,054 1,054 3,819 116 11	R U ALL GRECC P. BAS NORV SUEDE LIBER JAPON PANAM AUTRE	TOTAL DE MARCHANDISE VEHICULES PART. CHASSIS
COMMODITY TOTAL BUSES AND CHASSIS TRUCKS AND CHASSIS	U K U K NORW	25,722 9 1	23	89	25,834 9 1 58 59	R U ALL R U NORV	TOTAL DE MARCHANDISE AUTOBUS ET CHASSIS CAMIONS ET CHASSIS
COMMODITY TOTAL MOTOR VEHICLE ENGINES	U K DENMK GER GREEK LIBER OTHER	59 37 1 5	15	30	52 1 35 121 11 1	R U DANMK ALL GRECC LIBER AUTRE	TOTAL DE MARCHANDISE MOTEURS DE VEH. AUTOM.
COMMODITY TOTAL ROAD MOTOR VEH. NES	U K GER SWEDN	43 1 5 49	136	42	221 1 5 49 55	R U ALL SUEDE	TOTAL DE MARCHANDISE VEH. AUTOM. ROUTIERS NDA
COMMODITY TOTAL SHIPS, AIRCRAFT, MIS. VEH.	U K DENMK GER NORW SWEDN PANAM OTHER	55 56 482 4 15 27 10 688	110 90 82 10	32 13	198 198 585 86 25 145 10 688	R U DANMK ALL NORV SUEDE PANAM AUTRE	TOTAL DE MARCHANDISE NAVIRES, AVIONS, VEH. DIV
COMMODITY TOTAL EQUIPMENT MISC.	U K DENMK GER GREEK NETH NORW SWEDN LIBER OTHER	1,282 723 215 265 78 85	292 81	163	1,737 804 215 343 21 78 17 93 932 27 688	R U DANMK ALL GRECC P. BAS NORV SUEDE LIBER AUTRE	TOTAL DE MARCHANDISE MATERIEL DIVERS
COMMODITY TOTAL PERSONAL, HOUSEHOLD GOODS	U K DENMK GER GREEK	1,366 29 119 14	988	176	2,530 31 119 81 18	R U DANMK ALL GRECC	TOTAL DE MARCHANDISE ART. PERS. ET MENAGERS

TABLE 2. CARGOES UNLOADED AT CANADIAN PORTS FROM FOREIGN COUNTRIES, IN 1976.

TABLEAU 2. MARCHANDISES DECHARGEES DANS LES PORTS CANADIENS EN PROVENANCE DE PAYS ETRANGERS, EN 1976.

COUNTRY OF ORIGIN AND KIND OF CARGO	REGISTRY OF VESSEL	ATLANTIC ATLANTIQUE	GREAT LAKES GRANDS LACS	PACIFIC PACIFIQUE	TOTAL TOTAL	IMMATIC. DU NAVIRE	PAYS D'ORIGINE ET MARCHANDISE
UNITED KINGDOM CONT.							ROYAUME-UNI SUITE
	NORW	13			13	NORV	
	LIBER			56	56	LIBER	
	OTHER			18	18	AUTRE	
COMMODITY TOTAL		177	1	156	334		TOTAL DE MARCHANDISE
FIREARMS, AMMUNITION	GER	141			141	ALL	ARMES A FEU, MUNITIONS
	U K	96			96	R U	
CONTAINERS, CLOSURES	DENMK	79			79	DANMK	CONTENEURS, FERMETURES
	NORW	631			631	NORV	
	SWEDN			80	80	SUEDE	
COMMODITY TOTAL		806		80	886		TOTAL DE MARCHANDISE
MISC. END PRODUCTS NES	DENMK	61			61	DANMK	PRODUITS FINIS DIV. NDA
	GER		10	35	45	ALL	
	GREEK			4	4	GRECQ	
	NORW	2	12		14	NORV	
	SWEDN	3			3	SUEDE	
	OTHER			2	2	AUTRE	
COMMODITY TOTAL		66	22	41	129		TOTAL DE MARCHANDISE
GENERAL CARGO	U K	25			25	R U	MARCHANDISES DIVERSES
	DENMK	14			14	DANMK	
	GER	27	6		33	ALL	
	NORW	2	6		8	NORV	
	SWEDN	7		14	21	SUEDE	
	LIBER			7	7	LIBER	
COMMODITY TOTAL		75	12	21	108		TOTAL DE MARCHANDISE
CONTAINERIZED FREIGHT	U K	576,980		8,340	585,320	R U	FRET CONTENEURESE
	DENMK			5,041	5,041	DANMK	
	GER	20,975	963	1,026	22,964	ALL	
	GREEK			574	574	GRECQ	
	NETH	2,251			2,251	P. BAS	
	NORW	29			29	NORV	
	SWEDN	11,725	120	17,594	29,439	SUEDE	
	LIBER	286	1,779		2,065	LIBER	
	CAN	87			87	CAN	
	OTHER	46,571	283		46,854	AUTRE	
COMMODITY TOTAL		658,904	3,145	32,575	694,624		TOTAL DE MARCHANDISE
COUNTRY/REGION TOTAL		802,496*	39,973*	69,906*	912,375*		TOTAL DE PAYS/REGION
BELGIUM-LUXEMB							BELGIQUE-LUX.
MEAT AND MEAT PREP. NES	DENMK	3			3	DANMK	VIANDES ET PREP. NDA
FISH, FRESH OR FROZEN	GER		11		11	ALL	POISSON, FRAIS OU CONG.
FISH, CANNED	DENMK	2			2	DANMK	POISSON EN BOITES
SMALL FISH, NES	DENMK	7			7	DANMK	MOLLUSQUES CRUST., NDA
	GER			1	1	ALL	
	NORW	4			4	NORV	
COMMODITY TOTAL		11		1	12		TOTAL DE MARCHANDISE
CHEESE	GER	18			18	ALL	FROMAGE
DAIRY PROD., EGGS, HONEY	NORW	60			60	NORV	PROD. LAIT., OEUFS, MIEL
VEGETABLES, FRESH	GER	1			1	ALL	LEGUMES, FRAIS
	SWEDN	1			1	SUEDE	
	OTHER			2	2	AUTRE	
COMMODITY TOTAL		2		2	4		TOTAL DE MARCHANDISE
SUGAR PREPARATIONS	GER			7	7	ALL	PREP. A BASE DE SUCRE
COCOA AND CHOCOLATE	GER			1	1	ALL	CACAO ET CHOCOLAT
SAUSAGE SKINS, CASINGS	GER		6		6	ALL	BOYAUX A SAUCISSES
MISC. FOOD PREP. NES	DENMK	3			3	DANMK	DIV. PREP. ALIM. NDA
	GER	6		23	29	ALL	
	NETH	12			12	P. BAS	
	SWEDN	4			4	SUEDE	
	PANAM	6			6	PANAM	
	OTHER			17	17	AUTRE	
COMMODITY TOTAL		31		40	71		TOTAL DE MARCHANDISE
WINES	DENMK	1			1	DANMK	VINS
	LIBER		557		557	LIBER	
COMMODITY TOTAL		1	557		558		TOTAL DE MARCHANDISE
DIST. ALCOHOLIC BEV.	DENMK	1			1	DANMK	BISS. ALCOOL. DIST.
	GER		113	322	435	ALL	
	GREEK			251	251	GRECQ	
	NORW		13		13	NORV	
	LIBER			140	140	LIBER	
	OTHER			70	70	AUTRE	
COMMODITY TOTAL		1	126	783	910		TOTAL DE MARCHANDISE
NURSERY, GREENHOUSE STOCK	DENMK	3			3	DANMK	PROC. PEPINIERE, SEPRE
	NETH	4			4	P. BAS	
	SWEDN	4			4	SUEDE	
	PANAM	6			6	PANAM	
COMMODITY TOTAL		17			17		TOTAL DE MARCHANDISE
CLAY MATERIALS NES	GER	11			11	ALL	MATIERES ARGIL. NDA
SAND AND GRAVEL	GER	3,020			3,020	ALL	SABLE ET GRAVIERS
LUMBER AND TIMBER	GER	129			129	ALL	BOIS OEUVRE ET CHARP.
WOOD FAB. MATERIALS	LIBER			2	2	LIBER	DEMI-PRODUITS EN BOIS
PULP	SWEDN			3,326	3,326	SUEDE	PATE
BLDG. PAPER AND BOARD	GER	10			10	ALL	PLAQ. CONSTR., PAP/CART.
TEXTILE FAB. MAT. NES	GER	3			3	ALL	CHIFF. EN MAT. TEXT. NDA
	LIBER				9	LIBER	

TABLE 2. CARGOES UNLOADED AT CANADIAN PORTS FROM FOREIGN COUNTRIES, IN 1970.

TABLEAU 2. MARCHANDISES DECHARGÉES DANS LES PORTS CANADIENS EN PROVENANCE DE PAYS ÉTRANGERS, EN 1970.

COUNTRY OF ORIGIN AND KIND OF CARGO	REGISTRY OF VESSEL	ATLANTIC ATLANTIQUE	GREAT LAKES GRANDS LACS	PACIFIC PACIFIQUE	TOTAL TOTAL	INMATIC. DU NAVIRE	PAYS D'ORIGINE ET MARCHANDISE
BELGIUM-LUXEMB. CONT.							BELGIQUE-LUX. SUITE
COMMODITY TOTAL	PANAM	69			69	PANAM	
METALLIC SALTS	U K	70	9		79	R U	TOTAL DE MARCHANDISE SELS METALLIQUES
	NORW	6,999			6,999	NORV	
COMMODITY TOTAL		7,044			7,044		
INORGANIC CHEMS. NES	GER	14,043			14,043	ALL	TOTAL DE MARCHANDISE PROD.CHIM.INORG.NDA
	NORW	3	57	2	62	NORV	
COMMODITY TOTAL			4		4		
ORGANIC CHEMICALS NES	GER	3	61	2	66	ALL	TOTAL DE MARCHANDISE PROD.CHIM.ORGAN.NDA
	NORW	1	267	21	269	NORV	
COMMODITY TOTAL		19	194		213		
FERTILIZERS NES	GER	20	461	21	502	ALL	TOTAL DE MARCHANDISE ENGRAIS CHIMIQUE NDA
AGRICULTURAL CHEMICALS	DENMK	60			60	DANMK	PROD.CHIM.AGRICULES
PLASTIC MATERIALS	GER		4		4	ALL	MATIERES PLASTIQUES
DYESTUFF, PIGMENT, PAINT	GER			14	14	ALL	MAT.COLOR.PIG.PEINTURE
COKE	LIBER	11,602			11,602	LIBER	COKE
PRIMARY IRON, STEEL NES	GER	235			235	ALL	FER.ACIER PRIMAIR.NDA
	NORW	2,127			2,127	NORV	
COMMODITY TOTAL	OTHER	2,362			2,735	AUTRE	TOTAL DE MARCHANDISE BARRS ET TIGES ACIER
BARs AND RODS, STEEL	U K			1,682	1,682	R U	
	DENMK	6,254			6,254	DANMK	
	GER	5,567	173		5,740	ALL	
	GREEK		7,760		7,760	GREQ	
	NORW	2,092			2,092	NORV	
	LIBER	625	3,451		4,082	LIBER	
	OTHER			2	7,604	AUTRE	
COMMODITY TOTAL		14,542	11,384	9,288	35,214		TOTAL DE MARCHANDISE TOLES, FEUILLES D'ACIER
PLATE & SHEET STEEL	U K	700		814	1,514	R U	
	DENMK	8,034			8,034	DANMK	
	GER	5,098	229	399	5,726	ALL	
	NORW	41	141		182	NORV	
	LIBER	630	1,701		2,331	LIBER	
	PANAM	69			69	PANAM	
	OTHER		594	1,164	1,758	AUTRE	
COMMODITY TOTAL		14,572	2,665	2,377	19,614		TOTAL DE MARCHANDISE PROFILS DE CONSTRUCT.
STRUCTURAL SHAPES	U K			2,058	2,058	R U	
	DENMK	9,362			9,362	DANMK	
	GER	8,481	265	349	9,095	ALL	
	NETH		370		370	P.BAS	
	NORW	153			153	NORV	
	SWEDN	10			10	SUEDE	
	LIBER	1,104	1,059	136	2,299	LIBER	
	OTHER		1,665	1,150	2,815	AUTRE	
COMMODITY TOTAL		19,110	3,359	3,693	26,162		TOTAL DE MARCHANDISE RAILS, MAT.VOIE FERREE
RAILS & TRACK MATERIAL	GER	2,151			2,151	ALL	
	OTHER				4,194	AUTRE	
COMMODITY TOTAL		2,151			6,345		TOTAL DE MARCHANDISE TUYAUX, TUBES FER, ACIER
PIPES, TUBES: IRON, STEEL	U K	576		201	777	R U	
	DENMK	1,812			1,812	DANMK	
	GER	1,714			1,714	ALL	
	NETH	12	75		87	P.BAS	
	SWEDN	3			3	SUEDE	
	LIBER		932		932	LIBER	
	OTHER		63		63	AUTRE	
COMMODITY TOTAL		4,117	1,070	201	5,388		TOTAL DE MARCHANDISE FIL METALLIQUE
WIRE	U K			24	24	R U	
	DENMK	419			419	DANMK	
	GER	640			640	ALL	
	LIBER		81		81	LIBER	
	PANAM	65			65	PANAM	
COMMODITY TOTAL		1,124	87	24	1,235		TOTAL DE MARCHANDISE ALUMINIUM
ALUMINIUM	GER			36	36	ALL	
	NETH	4			4	P.BAS	
	OTHER	40		14	54	AUTRE	
COMMODITY TOTAL		44		50	94		TOTAL DE MARCHANDISE METAUX NON-FERREUX NDA
NON-FERROUS METALS NES	NORW	123			123	NORV	
	OTHER	331			331	AUTRE	
COMMODITY TOTAL		454			454		TOTAL DE MARCHANDISE OUVR.DE BASE EN METAL
METAL FAB. BASIC PROD.	U K			5	5	R U	
	DENMK	52			52	DANMK	
	GER			72	72	ALL	
	NORW	5			5	NORV	
	SWEDN	30			30	SUEDE	
	LIBER			2	2	LIBER	
	OTHER			79	79	AUTRE	
COMMODITY TOTAL		87		158	245		TOTAL DE MARCHANDISE BRIQUES, TUILES NCA
BRICKS, TILES NES	GER			2	2	ALL	
GLASS BASIC PRODUCTS	DENMK	12			12	DANMK	OUVR.DE BASE EN VERRE
	GER		41	30	71	ALL	
	LIBER			31	31	LIBER	
COMMODITY TOTAL		12	41	61	114		TOTAL DE MARCHANDISE OUVR.DE BASE AMIANTE
ASBESTOS BASIC PROD.	GER			37	37	ALL	
CEMENT BASIC PROD.	DENMK	66			66	DANMK	OUVR.DE BASE CIMENT
	OTHER			21	21	AUTRE	
COMMODITY TOTAL		66		21	87		TOTAL DE MARCHANDISE

TABLE 2. CARGOES UNLOADED AT CANADIAN PORTS FROM FOREIGN COUNTRIES, IN 1976.

TABLÉAU 2. MARCHANDISES DECHARGÉES DANS LES PORTS CANADIENS EN PROVENANCE DE PAYS ÉTRANGERS, EN 1976.

COUNTRY OF ORIGIN AND KIND OF CARGO	REGISTRY OF VESSEL	ATLANTIC ATLANTIQUE	GREAT LAKES GRANDS LACS	PACIFIC PACIFIQUE	TOTAL TOTAL	IMMATIC. DU NAVIRE	PAYS D'ORIGINE ET MARCHANDISE
BELGIUM-LUXEMB CONT.							BELGIQUE-LUX. SUITE
NON-MET. MIN. BASIC PROD.	DENMK	32			32	DANMK	PROD. MIN. NON-MET. BASE
MISC. FABRICATED PROD.	DENMK	20			20	DANMK	OUVRAGES DIVERS
TRACTORS	DENMK	117			117	DANMK	TRACTEURS
	GER	1,554			1,554	ALL	
	NETH	379	151		530	P. BAS	
	SWEDN	280			280	SUEDE	
	LIBER		299		299	LIBER	
	JAPAN	1,404			1,404	JAPON	
	OTHER	3,505	77		3,582	AUTRE	
COMMODITY TOTAL		7,239	527		7,766		TOTAL DE MARCHANDISE
MACHINERY NES	U K			111	111	R U	MACHINES NDA
	DENMK	83			83	DANMK	
	GER	542	6	30	578	ALL	
	NETH	35			35	P. BAS	
	NORW	3			3	NORV	
	SWEDN	268			268	SUEDE	
	LIBER		96	50	146	LIBER	
	OTHER		627		627	AUTRE	
COMMODITY TOTAL		931	729	191	1,851		TOTAL DE MARCHANDISE
PASS. AUTOS AND CHASSIS	GER	212			212	ALL	VOITURES PART., CHASSIS
	NETH	11	61		72	P. BAS	
	SWEDN	31			31	SUEDE	
	LIBER		437	2	439	LIBER	
	PANAM	18			18	PANAM	
	OTHER	1	265	43	309	AUTRE	
COMMODITY TOTAL		273	763	45	1,081		TOTAL DE MARCHANDISE
BUSES AND CHASSIS	OTHER		7		7	AUTRE	AUTOBUS ET CHASSIS
MOTOR VEHICLE ENGINES	GER	1			1	ALL	MOTEURS DE VEH. AUTOM.
	NETH	2			2	P. BAS	
	SWEDN	6			6	SUEDE	
COMMODITY TOTAL		9			9		TOTAL DE MARCHANDISE
ROAD MOTOR VEH. NES	NETH	49			49	P. BAS	VEH. AUTOM. ROUTIERS NDA
SHIPS, AIRCRAFT, MIS. VEH	DENMK	2			2	DANMK	
	NORW	2			2	NORV	
	SWEDN	6			6	SUEDE	
	LIBER		4		4	LIBER	
	OTHER	1	116	8	125	AUTRE	
COMMODITY TOTAL		11	120	8	139		TOTAL DE MARCHANDISE
RUBBER TIRES AND TUBES	GER			140	140	ALL	PNEUS, CHAMBRES A AIR
	GREEK			44	44	GRECQ	
	LIBER			151	151	LIBER	
	OTHER			16	16	AUTRE	
COMMODITY TOTAL				351	351		TOTAL DE MARCHANDISE
EQUIPMENT MISC.	U K			7	7	R U	MATERIEL DIVERS
	DENMK	15			15	DANMK	
	GER	92	16	71	179	ALL	
	GREEK			9	9	GRECQ	
	NORW	36			36	NORV	
	LIBER			2	2	LIBER	
	PANAM	7			7	PANAM	
	OTHER			41	41	AUTRE	
COMMODITY TOTAL		150	16	130	296		TOTAL DE MARCHANDISE
PERSONAL, HOUSEHOLD GOODS	DENMK	3			3	DANMK	ART. PERS. ET MENAGERS
	GER	51	2	25	78	ALL	
	NETH	13			13	P. BAS	
	NORW	2			2	NORV	
	SWEDN	127			127	SUEDE	
	LIBER			13	13	LIBER	
	PANAM	10			10	PANAM	
	OTHER			21	21	AUTRE	
COMMODITY TOTAL		206	2	59	267		TOTAL DE MARCHANDISE
CONTAINERS, CLOSURES	DENMK	10			10	DANMK	CONTENEURS, FERMETURES
	GER	36			36	ALL	
	NETH	1	180		181	P. BAS	
COMMODITY TOTAL		47	180		227		TOTAL DE MARCHANDISE
MISC. END PRODUCTS NES	DENMK	27			27	DANMK	PRODUITS FINIS DIV. NDA
	GER	1			1	ALL	
	NORW		7		7	NORV	
	PANAM	6			6	PANAM	
COMMODITY TOTAL		34	7		41		TOTAL DE MARCHANDISE
GENERAL CARGO	DENMK	2			2	DANMK	MARCHANDISES DIVERSES
	GER	18	35		53	ALL	
	NETH	3			3	P. BAS	
	SWEDN	98			98	SUEDE	
	LIBER		110		110	LIBER	
	PANAM	4			4	PANAM	
	OTHER	3	17		20	AUTRE	
COMMODITY TOTAL		128	162		290		TOTAL DE MARCHANDISE
CONTAINERIZED FREIGHT	U K	150,645		1,585	152,230	R U	FRET CONTENEURESE
	DENMK	125,719		927	126,646	DANMK	
	GER	114,310		498	114,808	ALL	
	GREEK			365	365	GRECQ	
	NETH	1,508	388		1,896	P. BAS	
	NORW	71			71	NORV	
	SWEDN	3,429		3,961	7,390	SUEDE	
	LIBER		3,382		3,382	LIBER	

TABLE 2. CARGOES UNLOADED AT CANADIAN PORTS FROM FOREIGN COUNTRIES, IN 1976.

COUNTRY OF ORIGIN AND KIND OF CARGO		REGISTRY OF VESSEL	ATLANTIC ATLANTIQUE	GREAT LAKES GRANDS LACS	PACIFIC PACIFIQUE	TOTAL TOTAL	IMMATIC. DU NAVIRE	PAYS D'ORIGINE ET MARCHANDISE
BELGIUM-LUXEMB. CONT.		CAN	79			79	CAN	BELGIQUE-LUX. SUITE
COMMODITY TOTAL		OTHER	75,998	3,699		79,697	AUTRE	TOTAL DE MARCHANDISE
COUNTRY/REGION TOTAL			471,765	7,469	7,366	486,600		TOTAL DE PAYS/REGION
DENMARK			568,649*	29,823*	32,829*	631,301*		TOTAL DE PAYS/REGION
BRICKS, TILES NES		CTHER	548			548	AUTRE	DANEMARK
SHIPS, AIRCRAFT, MIS. VEH		OTHER	537			537	AUTRE	BRIQUES, TUILES NDA
EQUIPMENT MISC.		GREEK	1			1	GRECQ	NAVIRES, AVIONS, VEH. DIV
GENERAL CARGO		CTHER	1			1	AUTRE	MATERIEL DIVERS
CONTAINERIZED FREIGHT		U K			223	223	R U	MARCHANDISES DIVERSES
COMMODITY TOTAL		DENMK			580	580	DANMK	FRET CONTENEURESE
COUNTRY/REGION TOTAL		SWEDN			741	741	SUEDE	TOTAL DE MARCHANDISE
			1,087*	*	1,544*	2,631*		TOTAL DE PAYS/REGION
FINLAND			8,094*	19,356*	1,186*	28,636*		TOTAL DE PAYS/REGION
BCLTS, ROUND TIMBER		GER	3,731			3,731	ALL	FINLANDE
ORES AND CONC. NES		GREEK		19,356		19,356	GRECQ	BILLOTS, BOIS RONDS
STONE, CRUDE NES		NORW	2,204			2,204	NORV	MINERAIS ET CONC. NDA
LUMBER AND TIMBER		OTHER			62	62	AUTRE	PIERRE BRUTE NDA
VENEER, PLYWOOD		CTHER			93	93	AUTRE	BOIS D'OEUVRE ET CHARP.
WOOD FAB. MATERIALS		OTHER			1	1	AUTRE	PLACAGES, CONTRE-PLAQ.
PLATE & SHEET STEEL		OTHER	2,159		483	2,642	AUTRE	DEMI-PRODUITS EN BOIS
MACHINERY NES		CTHER			507	507	AUTRE	TOLES, FEUILLES DACIER
PASS. AUTOS AND CHASSIS		CTHER			2	2	AUTRE	MACHINES NDA
SHIPS, AIRCRAFT, MIS. VEH		OTHER			12	12	AUTRE	VGITURES PART., CHASSIS
EQUIPMENT MISC.		GREEK			16	16	GRECQ	NAVIRES, AVIONS, VEH. DIV
COMMODITY TOTAL		OTHER			8	8	AUTRE	MATERIEL DIVERS
PERSONAL, HOUSEHOLD GOODS		OTHER			24	24	AUTRE	TOTAL DE MARCHANDISE
COUNTRY/REGION TOTAL			8,094*	19,356*	1,186*	28,636*		ART. PERS. ET MENAGERES
FRANCE-ATLANT.								TOTAL DE PAYS/REGION
CATTLE		NETH	55			55	P. BAS	FRANCE-ATLANT.
CHEESE		GER		3		3	ALL	BOVINS
APPLES		PANAM	631			631	PANAM	FROMAGE
FRESH FRUITS, BERRIES		PANAM	537			537	PANAM	POMMES
FRUIT JUICES		OTHER			7	7	AUTRE	FRUITS, BAIES FRAIS
MISC. FOOD PREP. NES		GER			14	14	ALL	JUS DE FRUIT
COMMODITY TOTAL		GREEK			6	6	GRECQ	DIV. PREP. ALIM. NDA
WINES		LIBER			11	11	LIBEP	TOTAL DE MARCHANDISE
DIST. ALCOHOLIC BEV.		CTHER			3	3	AUTRE	VINS
COMMODITY TOTAL		LIBER			34	34	LIBER	BOISS. ALCOOL. DIST.
ALUMINA, BAUXITE DRES		GER	6,558			6,558	ALL	TOTAL DE MARCHANDISE
STONE, CRUDE NES		GER	1			1	ALL	MINERAIS ALUMINE, BAUX.
RUBBER FAB. MATERIALS		NORW	1			1	NORV	PIERRE BRUTE NDA
COMMODITY TOTAL		LIBER			12	12	LIBER	DEMI-PROD. CAOUTCHUC
LUMBER AND TIMBER		GER	2			2	ALL	TOTAL DE MARCHANDISE
INCRGANIC CHEMS. NES		U K	6,562			6,562	R U	BOIS D'OEUVRE ET CHARP.
COMMODITY TOTAL		OTHER	6,562	409		6,971	AUTRE	PROD. CHIM. INORG. NDA
GLYCOL		U K	500			500	R U	TOTAL DE MARCHANDISE
ORGANIC CHEMICALS NES		GER	2			2	ALL	GLYCOL
COMMODITY TOTAL		CTHER	550			550	AUTRE	PROD. CHIM. ORGAN. NDA
FERRO-ALLOYS		GER		63		63	ALL	TOTAL DE MARCHANDISE
COMMODITY TOTAL		NORW	1,120			1,120	NORV	FERRO-ALLIAGES
BARS AND RODS, STEEL		LIBER	490			490	LIBER	TOTAL DE MARCHANDISE
PLATE & SHEET STEEL		GER	1,610		63	1,673	ALL	BARRES ET TIGES ACIER
COMMODITY TOTAL		GER	7			7	ALL	TOLES, FEUILLES DACIER
STRUCTURAL SHAPES		NORW	8			8	NORV	TOTAL DE MARCHANDISE
COMMODITY TOTAL		SWEDN		53		53	SUEDE	PROFILES DE CONSTRUCT.
PIPES, TUBES, IRON, STEEL		OTHER	546			546	NORV	TOTAL DE MARCHANDISE
ALUMINUM		DENMK	16			16	AUTRE	TUYAUX, TUBES, FER, ACIER
METAL FAB. BASIC PROD.		OTHER	272			272	DANMK	ALUMINIUM
		GER			2	2	AUTRE	OUVR. DE BASE EN METAL

TABLE 2. CARGOES UNLOADED AT CANADIAN PORTS FROM FOREIGN COUNTRIES, IN 1976.

TABLIAM 2. MARCHANDISES DECHARGEES DANS LES PORTS CANADIENS EN PROVENANCE DE PAYS ETRANGERS, EN 1976.

COUNTRY OF ORIGIN AND KIND OF CARGO	REGISTRY OF VESSEL	ATLANTIC ATLANTIQUE	GREAT LAKES GRANDS LACS	PACIFIC PACIFIQUE	TOTAL TOTAL	IMMATIC. DU NAVIRE	PAYS D'ORIGINE ET MARCHANDISE
FRANCE-ATLANT. CONT. GLASS BASIC PRODUCTS	GER GREEK OTHER			287 5 2	287 5 2	ALL GRECQ AUTRE	FRANCE-ATLANT. SUITE OUVR.OE BASE EN VERRE
COMMODITY TOTAL				294	294		TOTAL DE MARCHANDISE
TRACTORS	U K LIBER	236 63			236 63	R U LIBER	TRACTEURS
COMMODITY TOTAL		299			299		TOTAL DE MARCHANDISE
MACHINERY NES	SWEDN LIBER OTHER	1,661 28 649	125 10	28 56	1,786 28 715	SUEDE LIBER AUTRE	MACHINES NDA
COMMODITY TOTAL		2,310	135	84	2,529		TOTAL DE MARCHANDISE
PASS.AUTOS AND CHASSIS	U K GREEK NORW SWEDN LIBER JAPAN OTHER	5,140 1,747 449 2,507 346 629 483	8		5,140 1,747 449 2,515 346 629 488	R U GRECQ NORV SUEDE LIBER JAPON AUTRE	VOITURES PART.,CHASSIS
COMMODITY TOTAL		11,301	13		11,314		TOTAL DE MARCHANDISE
MOTOR VEHICLE ENGINES	GER SWEDN OTHER			1	1 31 15	ALL SUEDE AUTRE	MOTEURS DE VEH.AUTOM.
COMMODITY TOTAL		46		1	47		TOTAL DE MARCHANDISE
SHIPS,AIRCRAFT,MIS.VEH	GER OTHER			1 7	1 7	ALL AUTRE	NAVIRES,AVIONS,VEH.DIV
COMMODITY TOTAL				8	8		TOTAL DE MARCHANDISE
RUBBER TIRES AND TUBES	GER GREEK LIBER OTHER			64 37 43 77	64 37 43 77	ALL GRECQ LIBER AUTRE	PNEUS, CHAMBRES A AIR
COMMODITY TOTAL				221	221		TOTAL DE MARCHANDISE
EQUIPMENT MISC.	GER GREEK PANAM OTHER	47 2	55	1	102 1 2 36	ALL GRECQ PANAM AUTRE	MATERIEL DIVERS
COMMODITY TOTAL		49	35	1	141		TOTAL DE MARCHANDISE
PERSONAL,HOUSEHOLD GOODS	GER NORW LIBER OTHER		17 2	18	35 2 1 6	ALL NORV LIBER AUTRE	ART.PERS.ET MENAGERS
COMMODITY TOTAL			19	25	44		TOTAL DE MARCHANDISE
CONTAINERS,CLOSURES	GER SWEDN			2	2 8	ALL SUEDE	CONTENEURS,FERMETURES
COMMODITY TOTAL		8		2	10		TOTAL DE MARCHANDISE
MISC. END PRODUCTS NES	GER SWEDN	1		37	1 37 38	ALL SUEDE	PRODUITS FINIS DIV.NDA
COMMODITY TOTAL		1	7	37	8		TOTAL DE MARCHANDISE
GENERAL CARGO	GER SWEDN OTHER	182 63	4		182 67 257	ALL SUEDE AUTRE	MARCHANDISES DIVERSES
COMMODITY TOTAL		246	11		257		TOTAL DE MARCHANDISE
CONTAINERIZED FREIGHT	U K DENMK GER GREEK NORW SWEDN CAN OTHER	72,520 4,444			542 502 450 633 25 13,178 101 13,674	R U DANMK ALL GRECQ NORV SUEDE CAN AUTRE	FRET CONTENEURESE
COMMODITY TOTAL		99,927	1,176	3,270	106,679		TOTAL DE MARCHANDISE
COUNTRY/REGION TOTAL		132,473*	3,694*	5,194*	141,361*		TOTAL DE PAYS/REGION
FRANCE-MEDITER							FRANCE-MEDITER
SHELL FISH,NES	LIBER			1	1	LIBER	MOLLUSQUES CRUST.,NDA
FRESH FRUITS,BERRIES	ITALY			17	17	ITAL	FRUITS, BAIES FRAIS
FRUITS, PREP. CANNEO	ITALY			17	17	ITAL	FRUITS PREP. EN BOITE
COMMODITY TOTAL		7		7	7	AUTRE	
VEGETABLES, FRESH	U S A		15		15	E-U	TOTAL DE MARCHANDISE
SUGAR PREPARATIONS	U S A				1	E-U	LEGUMES, FRAIS
COCOA AND CHOCOLATE	OTHER				3	AUTRE	PREP. A BASE DE SUCRE
COFFEE	OTHER				6	AUTRE	CACAO ET CHOCOLAT
TEA	OTHER				5	AUTRE	CAFE
SPICES	GER				6	ALL	THE
	ITALY				4	ITAL	EPICES
	OTHER				5	AUTRE	
COMMODITY TOTAL		5		10	15		TOTAL DE MARCHANDISE
MISC.FOOD PREP.NES	LIBER				1	LIBER	DIV.PREP.ALIM.NDA
NON-ALCOHOLIC BEVERAGE	LIBER				9	LIBER	BOISSONS NON-ALCOOLIQ.
COMMODITY TOTAL		4			4	AUTRE	
DIST.ALCOHOLIC BEV.	ITALY				9	ITAL	TOTAL DE MARCHANDISE
ALUMINA,BAUXITE ORES	U K	24,253			249	R U	BOISS.ALCOOL.DIST.
STONE,CRUDE NES	OTHER	16			16	AUTRE	MINERAIS ALUMINE,BAUX. PIERRE BRUTE NDA

TABLE 2. CARGOES UNLOADED AT CANADIAN PORTS FROM FOREIGN COUNTRIES, IN 1974.

TABLEAU 2. MARCHANDISES DECHARGEES DANS LES PORTS CANADIENS EN PROVENANCE DE PAYS ETRANGERS, EN 1974.

COUNTRY OF ORIGIN AND KIND OF CARGO	REGISTRY OF VESSEL	ATLANTIC ATLANTIQUE	GREAT LAKES GRANDS LACS	PACIFIC PACIFIQUE	TOTAL TOTAL	IMMATIC. DU NAVIRE	PAYS D'ORIGINE ET MARCHANDISE
FRANCE-MEDITER. CONT.							
VENEER, PLYWOOD	OTHER		1		1	AUTRE	FRANCE-MEDITER. SUITE
WOOD FAB. MATERIALS	OTHER	2			2	AUTRE	PLACAGES, CONTRE-PLAQ.
PAPER NES	U S A	9			9	E-U	DEMI-PRODUITS EN BOIS
EXPLOS., FUSES, CAPS	DENMK	282			282	DANMK	PAPIER NOA
PLASTIC MATERIALS	LIBER			7	7	LIBER	EXPLOS., AMORCES, DET.
CASTINGS, FORGINGS	CTHER	51			51	AUTRE	MATIERES PLASTIQUES
PLATE & SHEET STEEL	LIBER			34	34	LIBER	MOUL. PIECES FORGEES
METAL FAB. BASIC PROD.	U S A	5			5	E-U	TOLES, FEUILLES D'ACIER
	CTHER	83			83	AUTRE	OUVR. DE BASE EN METAL
COMMODITY TOTAL		88			88		TOTAL DE MARCHANDISE
MISC. FABRICATED PROD.	OTHER	12			12	AUTRE	OUVRAGES DIVERS
TRACTORS	ITALY	5			5	ITAL	TRACTEURS
MACHINERY NES	OTHER	1	118		119	AUTRE	MACHINES NOA
PASS. AUTOS AND CHASSIS	ITALY	1		23	24	ITAL	VOITURES PART., CHASSIS
TRUCKS AND CHASSIS	U S A		172		172	E-U	CAMIONS ET CHASSIS
ROAD MOTOR VEH. NES	ITALY	4			4	ITAL	VEH. AUTOM. ROUTIERS NOA
SHIPS, AIRCRAFT, MIS. VEH	LIBER			1	1	LIBER	NAVIRES, AVIONS, VEH. DIV
	OTHER		5		5	AUTRE	
COMMODITY TOTAL			5		6		TOTAL DE MARCHANDISE
EQUIPMENT MISC.	GREEK				61	GRECC	MATERIEL DIVERS
	ITALY	1			1	ITAL	
	LIBER				40	LIBER	
	U S A	59	43		102	E-U	
	OTHER	23			23	AUTRE	
COMMODITY TOTAL		83	43	101	227		TOTAL DE MARCHANDISE
PERSONAL, HOUSEHOLD GOODS	LIBER			4	4	LIBER	ART. PERS. ET MENAGERS
	U S A	4	4		8	E-U	
	OTHER	45	4		49	AUTRE	
COMMODITY TOTAL		49	8	4	61		TOTAL DE MARCHANDISE
MISC. END PRODUCTS NES	ITALY				18	ITAL	PRODUITS FINIS DIV. NOA
	CTHER	4	2		6	AUTRE	
COMMODITY TOTAL		4	2	18	24		TOTAL DE MARCHANDISE
GENERAL CARGO	U S A		8		8	E-U	MARCHANDISES DIVERSES
	OTHER	30			30	AUTRE	
COMMODITY TOTAL		30	8		38		TOTAL DE MARCHANDISE
CONTAINERIZED FREIGHT	GER	6,384			6,389	ALL	FRET CONTENEUREE
	ITALY	2,786			2,829	ITAL	
	LIBER	2,124		162	2,286	LIBER	
	PANAM	790			790	PANAM	
	U S A	37	1,960		1,997	E-U	
	OTHER	8,705			8,705	AUTRE	
COMMODITY TOTAL		20,826	1,960	210	22,996		TOTAL DE MARCHANDISE
COUNTRY/REGION TOTAL		45,747*	2,332*	702*	48,781*		TOTAL DE PAYS/REGION
GERMANY WEST							
LIVE ANIMALS, NES	GER	4			4	ALL	ALLEMAGNE O.
FISH, FRESH OR FROZEN	GER		60		60	ALL	ANIMAUX VIVANTS, NOA
	NORW		6		6	NDRV	POISSON, FRAIS OU CONG.
	OTHER		7		7	AUTRE	
COMMODITY TOTAL			73		73		TOTAL DE MARCHANDISE
FISH, SALTED OR CURED	GEP			3	3	ALL	POISSON, SALE OU FUME
FISH, CANNED	GER	1			4	ALL	POISSON EN BOITES
	NORW	8			8	NORV	
	OTHER		8	1	9	AUTRE	
COMMODITY TOTAL		9	8	4	21		TOTAL DE MARCHANDISE
SHELL FISH, NES	DENMK	3			3	DANMK	MOLLUSQUES CRUST., NOA
	GER				2	ALL	
COMMODITY TOTAL		3			5		TOTAL DE MARCHANDISE
CHEESE	GER	51	69	52	172	ALL	FROMAGE
	NORW		54		54	NORV	
	OTHER	23	2		25	AUTRE	
COMMODITY TOTAL		74	125	52	251		TOTAL DE MARCHANDISE
WHEAT FLOUR	OTHER	4			4	AUTRE	FARINE DE BLE
BAKERY PROD. INC. FROZEN	OTHER				3	AUTRE	PROD. BOUL., PROD. CONG.
MACARONI, CEREAL PROD.	GER				6	ALL	PATES ALIM. PROD. CEREAL
	OTHER	6	8		14	AUTRE	
COMMODITY TOTAL		6	8	6	20		TOTAL DE MARCHANDISE
VEGETABLE PREP. NES	GER		10		30	ALL	PREP. DE LEGUMES NOA
	OTHER	4			4	AUTRE	
COMMODITY TOTAL		4	10	20	34		TOTAL DE MARCHANDISE
SUGAR PREPARATIONS	DENMK	13			13	DANMK	PREP. A BASE DE SUCRE
	GER	86			89	ALL	
	OTHER	2			3	AUTRE	
COMMODITY TOTAL		101		4	105		TOTAL DE MARCHANDISE
COCOA AND CHOCOLATE	GER	3			3	ALL	CACAO ET CHOCOLAT
	OTHER	6			6	AUTRE	
COMMODITY TOTAL		9			9		TOTAL DE MARCHANDISE
COFFEE	GER	3			3	ALL	CAFE
	GREEK			4	4	GRECO	
	OTHER	7	2		9	AUTRE	
COMMODITY TOTAL		10	2	4	16		TOTAL DE MARCHANDISE
TEA	U K	21			21	R U	THE
	OTHER	55			55	AUTRE	
COMMODITY TOTAL		76			76		TOTAL DE MARCHANDISE

TABLE 2. CARGES UNLOADED AT CANADIAN PORTS FROM FOREIGN COUNTRIES, IN 1976.

TABLEAU 2. MARCHANDISES DECHARGEES DANS LES PORTS CANADIENS EN PROVENANCE DE PAYS ETRANGERS, EN 1976.

COUNTRY OF ORIGIN AND KIND OF CARGO	REGISTRY OF VESSEL	ATLANTIC ATLANTIQUE	GREAT LAKES GRANDS LACS	PACIFIC PACIFIQUE	TOTAL TOTAL	IMMATIC. DU NAVIRE	PAYS D'ORIGINE ET MARCHANDISE
GERMANY WEST SPICES	GER	18		1	19	ALL	ALLEMAGNE O. SUITE
	GREEK			1	1	GRECQ	EPICES
	NORW	1			1	NORV	
	CTHER	5	3	3	11	AUTRE	
COMMODITY TOTAL		24	3	5	32		TOTAL DE MARCHANDISE
SALSAJE SKINS,CASINGS	GER	5			5	ALL	BOYAUX A SAUCISSES
MISC.FOOD PREP.NES	GER	1	27	55	83	ALL	DIV.PREP.ALIM.NDA
	GREEK			15	15	GRECQ	
	NORW	2			2	NORV	
	LIBER			58	58	LIBER	
	CTHER		19	12	31	AUTRE	
COMMODITY TOTAL		3	46	140	189		TOTAL DE MARCHANDISE
GPCUNO CEREALS NES	OTHER	9			9	AUTRE	CEREALES MDLUES NDA
BREWERS GRAINS	NORW	10			10	NORV	GRAINS DE BRASSERIE
CONC.COMPLETE FEEDS	GER	1			1	ALL	CONC.,PROV.COMPLETES
NON-ALCOHOLIC BEVERAGE	OTHER			88	88	AUTRE	BOISSONS NON-ALCOOLIQ.
ALE,BEER,STOUT,PORTER	DENMK	12			12	DANMK	ALE,BIERE,STOUT,PCRTER
	GER		257		257	ALL	
	CTHER		67		67	AUTRE	
COMMODITY TOTAL		12	257		336		TOTAL DE MARCHANDISE
WINES	GER	1	324		1	ALL	VINS
	GREEK			1	1	GRECQ	
	CTHER		4	45	49	AUTRE	
COMMODITY TOTAL		1	4	46	51		TOTAL DE MARCHANDISE
DIST.ALCOHOLIC BEV.	GER		1,879	354	2,233	ALL	BOISS.ALCOOL.DIST.
	GREEK			14	14	GRECQ	
	NORW		506		506	NORV	
	LIBER			134	134	LIBER	
	CTHER			253	253	AUTRE	
COMMODITY TOTAL			2,385	755	3,140		TOTAL DE MARCHANDISE
RAW HIDES AND SKINS	GER	1			1	ALL	PEAUX ET CUIRS BRUT
SEEDS FOR SOWING NES	GER			6	6	ALL	GRAINES DE SEMENCE NDA
	CTHER		18		18	AUTRE	
COMMODITY TOTAL			18	6	24		TOTAL DE MARCHANDISE
CRUDE VEG.PROD.NES	GER	9			9	ALL	PR.BRUTS ORIG.VEG.NDA
	CTHER	3			3	AUTRE	
COMMODITY TOTAL		12			12		TOTAL DE MARCHANDISE
TEXTILE FIBRES NES	GER	7			7	ALL	FIBRES TEXTILES NDA
	CTHER	81		2	83	AUTRE	
COMMODITY TOTAL		88		2	90		TOTAL DE MARCHANDISE
ALUMINA,BAUXITE DRES	GER	23,563			23,563	ALL	MINERAIS ALUMINE,BAUX.
	GREEK	7,293			7,293	GRECQ	
	NORW	21,567			21,567	NORV	
	CTHER	19,160			19,160	AUTRE	
COMMODITY TOTAL		71,583			71,583		TOTAL DE MARCHANDISE
STONE,CRUDE NES	OTHER	4			4	AUTRE	PIERRE BRUTE NDA
LEATHER	NORW	1			1	NORV	CUIR
RUBBER FAB.MATERIALS	GER	35	18	17	70	ALL	DEMI-PROD.CAOUTCHUC
	GREEK			6	6	GRECQ	
	NORW	1			1	NORV	
	CTHER		42		42	AUTRE	
COMMODITY TOTAL		36	60	23	119		TOTAL DE MARCHANDISE
LUMBER AND TIMBER	GER	110			110	ALL	BOIS DCEUVRE ET CHARP.
	CTHER		1		1	AUTRE	
COMMODITY TOTAL		110	1		111		TOTAL DE MARCHANDISE
VENEER,PLYWOOD	GER	27	9		36	ALL	PLACAGES,CONTRE-PLAQ.
	NORW	9			9	NORV	
COMMODITY TOTAL		36	9		45		TOTAL DE MARCHANDISE
COPPERAGE STOCK	LIBER			23	23	LIBER	OEMI-PRCD.TONNELLERIE
WOOD FAB.MATERIALS	GER		6	8	14	ALL	DEMI-PRODUITS EN BOIS
	GREEK			5	5	GRECQ	
	LIBER			4	4	LIBER	
	CTHER			2	2	AUTRE	
COMMODITY TOTAL			6	19	25		TOTAL DE MARCHANDISE
PAPER NES	NORW	1			1	NORV	PAPIER NDA
PAPERBOARD	GER	4			4	ALL	CARTON
	NORW	1			1	NORV	
	CTHER	17			17	AUTRE	
COMMODITY TOTAL		22			22		TOTAL DE MARCHANDISE
BLDG.PAPER AND BOARD	GER	10	286		296	ALL	PLAQ.CONSTR.,PAP/CART.
	NORW	1			1	NORV	
	CTHER			26	26	AUTRE	
COMMODITY TOTAL		11	286	26	323		TOTAL DE MARCHANDISE
WET MACHINE BOARD	GER	6			6	ALL	CARTON EN PATE PRESSE
CORDAGE,TWINE,ROPE	OTHER		1		1	AUTRE	CORDAGE,FICELLE,CRODE
TEXTILE FAB.MTL NES	U K		25		25	R U	OUVR.EN MAT.TEXT.NDA
	GER	62	59	14	135	ALL	
	NORW	19	13		32	NORV	
	LIBER			7	7	LIBER	
	CTHER	281	201		482	AUTRE	
COMMODITY TOTAL		362	298	21	681		TOTAL DE MARCHANDISE
FISH,MARINE ANIMAL CIL	DENMK	3			3	DANMK	HUIL.DE PCISSON,AN.MAR
OILS,FATS,WAKES NES	GER			14	14	ALL	HUIL.MAT.GRAS.CIRE NDA
METALLIC SALTS	GER	5			5	ALL	SELS METALLIQUES
	CTHER			104	104	AUTRE	
COMMODITY TOTAL		3		104	111		TOTAL DE MARCHANDISE

TABLE 2. CARGOES UNLOADED AT CANADIAN PORTS FROM FOREIGN COUNTRIES, IN 1974.

TABLEAU 2. MARCHANDISES DECHARGEES DANS LES PORTS CANADIENS EN PROVENANCE DE PAYS ETRANGERS, EN 1974.

COUNTRY OF ORIGIN AND KIND OF CARGO	REGISTRY OF VESSEL	ATLANTIC ATLANTIQUE	GREAT LAKES GRANDS LACS	PACIFIC PACIFIQUE	TOTAL TOTAL	IMMATIC. DU NAVIRE	PAYS D'ORIGINE ET MARCHANDISE
GERMANY WEST CONT. INCRGANIC CHEMS. NES	U K GER GREEK NORW LIBER PANAM OTHER	11,044 7,296 8 20 92	58	133 14	11,044 7,487 14 11,964 9 20 168	R U ALL GRECC NORV LIBER PANAM AUTRE	ALLEMAGNE O. SUITE PROD.CHIM.INCRG.NDA
COMMODITY TOTAL ORGANIC CHEMICALS NES	GER NORW LIBER OTHER	18,460 27 34 66	12,055 480 77	191 60	30,706 567 111 67 90	ALL NORV LIBER AUTRE	TOTAL DE MARCHANDISE PROD.CHIM.ORGAN.NDA
COMMODITY TOTAL AGRICULTURAL CHEMICALS	GER NORW LIBER	127 1 4	581	147	855 1 4 1	ALL NORV LIBER	TOTAL DE MARCHANDISE PROD.CHIM.AGRICOLES
COMMODITY TOTAL SYNTHETIC RUBBER PLASTIC MATERIALS	LIBER GER NORW CTHER	5 13 2 15	16 14 30	24 24	6 1 50 16 40 106	LIBER ALL NORV AUTRE	TOTAL DE MARCHANDISE CAOUTCHUC SYNTHETIQUE MATIERES PLASTIQUES
COMMODITY TOTAL DYESTUFF, PIGMENT, PAINT	GER NORW LIBER OTHER	4 1 2 7	12 12	28	47 22 1 3 21	ALL NORV LIBER AUTRE	TOTAL DE MARCHANDISE MAT.COLOR.PIC.PEINTURE
COMMODITY TOTAL CHEM. SPECIALTIES NES	GER OTHER	1 1	12 12	28	47 3 4 5 8	ALL AUTRE	TOTAL DE MARCHANDISE PROD.CHIM.SPECIALAUX NDA
COMMODITY TOTAL LUBRICATING OIL, GREASE COAL TAR, PITCH FERRO-ALLOYS PRIMARY IRON, STEEL NES CASTINGS, FORGINGS	GER PANAM OTHER OTHER GER OTHER	37 118 58 118 65 53	130 41 267 308	7,000	37 7,000 58 248 106 320 426	ALL PANAM AUTRE AUTRE ALL AUTRE	TOTAL DE MARCHANDISE HUILE, GRAISSE LUBRIF. COUCORON, PRAI DE BOUIL. FERRO-ALLIAGES FER, ACIER PRIMAIR.NDA MOUL.PIECES FORGEES
COMMODITY TOTAL BARS AND RODS, STEEL	GER NORW LIBER OTHER	1,105 7 109	197 59	22	1,324 66 1,645 2,112 5,256	ALL NORV LIBER AUTRE	TOTAL DE MARCHANDISE BARRS ET TIGES ACIER
COMMODITY TOTAL PLATE & SHEET STEEL	DENMK GER NORW SWEDN OTHER	1 182 20 6 358	278 100	806	1 460 120 6 1,301 1,888	DANMK ALL NORV SUEDE AUTRE	TOTAL DE MARCHANDISE TOLES, FEUILLES D'ACIER
COMMODITY TOTAL STRUCTURAL SHAPES	GER NORW SWEDN LIBER CTHER	50 717 670	568 395 78	9 9	696 395 795 9 1,504 3,399	ALL NORV SUEDE LIBER AUTRE	TOTAL DE MARCHANDISE PROFILES DE CONSTRUCT.
COMMODITY TOTAL PIPES, TUBES: IRON, STEEL	GER NORW SWEDN OTHER	745 4 11	246 19 27	588	1,504 745 23 27 98 893	ALL NORV SUEDE AUTRE	TOTAL DE MARCHANDISE TUYAUX, TUBES: FER, ACIER
COMMODITY TOTAL WIRE	GER NORW OTHER	37 1 7	46	87	37 1 10 48	ALL NORV AUTRE	TOTAL DE MARCHANDISE FIL METALLIQUE
COMMODITY TOTAL ALUMINIUM	DENMK GER OTHER	2 1 239	5	3	2 4 244 250	DANMK ALL AUTRE	TOTAL DE MARCHANDISE ALUMINIUM
COMMODITY TOTAL COPPER AND ALLOYS	GER NORW SWEDN LIBER OTHER	242 109 5 10 6	5 5	3	297 5 37 28 56 423	ALL NORV SUEDE LIBER AUTRE	TOTAL DE MARCHANDISE CUIVRE ET ALLIAGES
COMMODITY TOTAL NICKEL AND ALLOYS ZINC AND ALLOYS NON-FERROUS METALS NES	GER GER GER NORW OTHER	144 2,200 132 30	58	25	144 2,200 25 161 30 216	ALL ALL ALL NORV AUTRE	TOTAL DE MARCHANDISE NICKEL ET ALLIAGES ZINC ET ALLIAGES METAUX NON-FERREUX NDA
COMMODITY TOTAL METAL FAB. BASIC PROD.	U K DENMK GER GREEK NETH NORW SWEDN	39 31 75 26 29 4	279	114 5	39 31 468 5 26 403 4	R U DANMK ALL GRECC P. BAS NORV SUEDE	TOTAL DE MARCHANDISE OUVR. DE BASE EN METAL

TABLE 2. CARGOES UNLOADED AT CANADIAN PORTS FROM FOREIGN COUNTRIES, IN 1976.

TABLEAU 2. MARCHANDISES DECHARGEES DANS LES PORTS CANADIENS EN PROVENANCE DE PAYS ETRANGERS, EN 1976.

COUNTRY OF ORIGIN AND KIND OF CARGO	REGISTRY OF VESSEL	ATLANTIC ATLANTIQUE	GREAT LAKES GRANDS LACS	PACIFIC PACIFIQUE	TOTAL TOTAL	IMMATIC. DU NAVIRE	PAYS D'ORIGINE ET MARCHANDISE
GERMANY WEST	LIBER			4	4	LIBER	ALLEMAGNE O.
CONT.	CTHER	82	255	568	905	AUTRE	SUITE
COMMODITY TOTAL		286	908	691	1,885		TOTAL DE MARCHANDISE
BRICKS, TILES NES	GER	82	207	233	522	ALL	BRIQUES, TUILES NDA
	GREEK			102	102	GRECQ	
	NORW	50			50	NORV	
	LIBER			39	39	LIBER	
	OTHER	79			79	AUTRE	
COMMODITY TOTAL		211	207	374	792		TOTAL DE MARCHANDISE
GLASS BASIC PRODUCTS	U K	45	15		60	R U	OUVR. DE BASE EN VERRE
	GER	108	47	129	284	ALL	
	GREEK			75	75	GRECQ	
	NORW	56	21		77	NORV	
	SWEDN		19		19	SUEDE	
	LIBER			35	35	LIBER	
	OTHER	109	79	201	389	AUTRE	
COMMODITY TOTAL		318	181	440	939		TOTAL DE MARCHANDISE
CEMENT BASIC PROD.	OTHER		7		7	AUTRE	OUVR. DE BASE CIMENT
NCA-MET. MIN. BASIC PROD	GER	3	16	40	59	ALL	PRCD. MIN. NON-MET. BASE
	GREEK			258	258	GRECQ	
	LIBER			79	79	LIBER	
	OTHER	173	22		195	AUTRE	
COMMODITY TOTAL		176	38	377	591		TOTAL DE MARCHANDISE
MISC. FABRICATED PROD.	DENMK	7			7	DANMK	OUVRAGES DIVERS
	GER			320	320	ALL	
	NORW	1			1	NORV	
	LIBER			274	274	LIBER	
	OTHER	48			48	AUTRE	
COMMODITY TOTAL		56		594	650		TOTAL DE MARCHANDISE
TRACTORS	GER	3	373		376	ALL	TRACTEURS
	NORW		377		377	NORV	
	SWEDN		39		39	SUEDE	
	OTHER	103	945	300	1,348	AUTRE	
COMMODITY TOTAL		106	1,734	300	2,140		TOTAL DE MARCHANDISE
MACHINERY NES	U K	1,134	105	65	1,304	R U	MACHINES NDA
	DENMK	537			537	DANMK	
	GER	2,758	3,188	463	6,409	ALL	
	GREEK			36	36	GRECQ	
	NETH	1			1	P. BAS	
	NORW	281	1,110		1,391	NORV	
	SWEDN	1,360	280	15	1,655	SUEDE	
	LIBER			326	326	LIBER	
	PANAM	56			56	PANAM	
	OTHER	5,313	3,359	361	9,033	AUTRE	
COMMODITY TOTAL		11,440	8,042	1,266	20,748		TOTAL DE MARCHANDISE
RAILWAY ROLLING STOCK	GER	335			335	ALL	MAT. ROUL. DE CH. DE FER
	GREEK			37	37	GRECQ	
COMMODITY TOTAL		335		37	372		TOTAL DE MARCHANDISE
PASS. AUTOS AND CHASSIS	U K	7,612			7,612	R U	VOITURES PART., CHASSIS
	DENMK	939			939	DANMK	
	GER	6,014		1	6,015	ALL	
	GREEK			1	1	GRECQ	
	NETH	2		176	178	P. BAS	
	NORW	9,570			9,570	NORV	
	SWEDN	1,981	496	1,649	4,126	SUEDE	
	LIBER	734			734	LIBER	
	PANAM	1			1	PANAM	
	OTHER	1,380	301	185	1,866	AUTRE	
COMMODITY TOTAL		28,233	797	2,012	31,042		TOTAL DE MARCHANDISE
MOTOR VEHICLE ENGINES	U K	21			21	R U	MOTEURS DE VEH. AUTOM.
	GER	163		20	183	ALL	
	NETH	2			2	P. BAS	
	SWEDN	50	22		72	SUEDE	
	LIBER			6	6	LIBER	
	OTHER	9	348	7	364	AUTRE	
COMMODITY TOTAL		245	370	33	648		TOTAL DE MARCHANDISE
ROAD MOTOR VEH. NES	OTHER	10			10	AUTRE	VEH. AUTOM. ROUTIERS NDA
SHIPS, AIRCRAFT, MIS. VEH.	GER	466	132	14	612	ALL	NAVIRES, AVIONS, VEH. DIV
	LIBER			3	3	LIBER	
	PANAM	11			11	PANAM	
	OTHER			8	8	AUTRE	
COMMODITY TOTAL		477	132	25	634		TOTAL DE MARCHANDISE
RUBBER TIRES AND TUBES	GER	21		16	37	ALL	PNEUS, CHAMBRES A AIR
	GREEK			35	35	GRECQ	
	LIBER			11	11	LIBER	
	OTHER	8	14		22	AUTRE	
COMMODITY TOTAL		29	14	62	105		TOTAL DE MARCHANDISE
EQUIPMENT MISC.	DENMK	64			64	DANMK	MATERIEL DIVERS
	GER	189	451	206	846	ALL	
	GREEK			19	19	GRECQ	
	NORW	111	41		152	NORV	
	SWEDN			83	83	SUEDE	
	LIBER			40	40	LIBER	
	PANAM	139			139	PANAM	
	OTHER	348	145	1,892	2,405	AUTRE	
COMMODITY TOTAL		871	637	2,240	3,748		TOTAL DE MARCHANDISE

TABLE 2. CARGOES UNLOADED AT CANADIAN PORTS FROM FOREIGN COUNTRIES, IN 1976.

TABLEAU 2. MARCHANDISES DECHARGEES DANS LES PORTS CANADIENS EN PROVENANCE DE PAYS ETRANGERS, EN 1976.

COUNTRY OF ORIGIN AND KIND OF CARGO	REGISTRY OF VESSEL	ATLANTIC ATLANTIQUE	GREAT LAKES GRANDS LACS	PACIFIC PACIFIQUE	TOTAL TOTAL	IMMATIC. DU NAVIRE	PAYS D'ORIGINE ET MARCHANDISE
GERMANY WEST CONT.							ALLEMAGNE O. SUITE
PERSONAL, HOUSEHOLD GOODS	DENMK	5			5	DANMK	ART. PERS. ET MENAGERS
	GER	46	92	26	164	ALL	
	GREEK			7	7	GREQC	
	NETH	123			123	P.BAS	
	NORW	30	27		57	NORV	
	SWEON	28			28	SUEDE	
	LIBER			9	9	LIBER	
	OTHER	145	286	59	490	AUTRE	
COMMODITY TOTAL		377	405	101	883		TOTAL DE MARCHANDISE
FIREARMS, AMMUNITION	GER	3			3	ALL	ARMES A FEU, MUNITIONS
	OTHER	9	27		36	AUTRE	
COMMODITY TOTAL		12	27		39		TOTAL DE MARCHANDISE
CONTAINERS, CLOSURES	DENMK	4			4	DANMK	CONTENEURS, FERMETURES
	NORW	300			300	NORV	
	LIBER			2	2	LIBER	
	OTHER	1			1	AUTRE	
COMMODITY TOTAL		305		2	307		TOTAL DE MARCHANDISE
MISC. END PRODUCTS NES	DENMK	3			3	DANMK	PRODUITS FINIS DIV. NDA
	GER	38	398	9	445	ALL	
	NORW	21	528		549	NORV	
	OTHER	110	15	26	151	AUTRE	
COMMODITY TOTAL		172	941	35	1,148		TOTAL DE MARCHANDISE
GENERAL CARGO	U K	218			218	R U	MARCHANDISES DIVERSES
	GER	116	1,305		1,421	ALL	
	NORW	35	37		72	NORV	
	SWEON	153	5		158	SUEDE	
	OTHER	2,184	54		2,238	AUTRE	
COMMODITY TOTAL		2,706	1,401		4,107		TOTAL DE MARCHANDISE
CONTAINERIZED FREIGHT	U K	1,306	17	2,445	3,768	R U	FRET CONTENEURESE
	DENMK					DANMK	
	GER	19,329		1,637	1,637	ALL	
	GREEK			1,556	20,885	ALL	
	NETH	1,721		758	758	GREQC	
	NORW	500			1,721	P.BAS	
	SWEON	6,110	168		500	NORV	
	CAN	327		6,402	12,680	SUEDE	
	OTHER	2,729	913		327	CAN	
COMMODITY TOTAL		32,022	1,098	12,798	45,918		TOTAL DE MARCHANDISE
COUNTRY/REGION TOTAL		176,887*	35,921*	35,805*	248,613*		TOTAL DE PAYS/REGION
GREECE							GREECE
COFFEE	OTHER			119	119	AUTRE	CAFE
DIST. ALCOHOLIC BEV.	OTHER			15	15	AUTRE	BOISS. ALCOOL. DIST.
DRES AND CONC. NES	NORW	3,053			3,053	NORV	MINERAIS ET CONC. NDA
	PANAM	6,724			6,724	PANAM	
COMMODITY TOTAL		9,777			9,777		TOTAL DE MARCHANDISE
BENTONITE	GREEK	42,816			42,816	GREQC	BENTONITE
	SWEON	27,999			27,999	SUEDE	
	LIBER	40,425			40,425	LIBER	
	OTHER	25,904			25,904	AUTRE	
COMMODITY TOTAL		137,144			137,144		TOTAL DE MARCHANDISE
CRUDE NON-MET. MIN. NES	NORW	3,031			3,031	NORV	MIN. NON-MET. BRUTS NDA
NICKEL AND ALLOYS	ITALY	4,948			4,948	ITAL	NICKEL ET ALLIAGES
CONTAINERIZED FREIGHT	GER	3,618			3,618	ALL	FRET CONTENEURESE
	LIBER	4,570			4,570	LIBER	
	OTHER	5,561			5,561	AUTRE	
COMMODITY TOTAL		13,749			13,749		TOTAL DE MARCHANDISE
COUNTRY/REGION TOTAL		168,649*	*	134*	168,783*		TOTAL DE PAYS/REGION
IRELAND							IRLANDE
INORGANIC CHEMS. NES	OTHER	1,052	1,285		2,337	AUTRE	PROD. CHIM. INORG. NDA
ORGANIC CHEMICALS NES	OTHER	1,116	5,560		6,676	AUTRE	PROD. CHIM. ORGAN. NDA
CONTAINERIZED FREIGHT	U K	6,105			6,105	R U	FRET CONTENEURESE
COUNTRY/REGION TOTAL		8,273*	6,845*	*	15,118*		TOTAL DE PAYS/REGION
ITALY							ITALIE
CHEESE	ITALY			17	17	ITAL	FROMAGE
	OTHER	16	29		45	AUTRE	
COMMODITY TOTAL		16	29	17	62		TOTAL DE MARCHANDISE
MACARONI, CEREAL PRODD.	OTHER		130	4	134	AUTRE	PATES ALIM. PROD. CEREAL
FRUIT JUICES	ITALY	3,508			3,508	ITAL	JUS DE FRUIT
	OTHER	1			1	AUTRE	
COMMODITY TOTAL		3,509			3,509		TOTAL DE MARCHANDISE
FRUIT, PRES. NOT CANNED	GER			1	1	ALL	CONS. FRUITS NON BOITE
	LIBER			10	10	LIBER	
	U S A	24	17		41	E-U	
	OTHER		34		34	AUTRE	
COMMODITY TOTAL		24	51	11	86		TOTAL DE MARCHANDISE
FRUITS, PRES. CANNED	OTHER		88		88	AUTRE	FRUITS PRES. EN BOITE
VEGETABLES, FRESH	ITALY					ITAL	LEGGUMES, FRAIS

TABLE 2. CARGOES UNLOADED AT CANADIAN PORTS FROM FOREIGN COUNTRIES, IN 1976.

TABLEAU 2. MARCHANDISES DECHARGEES DANS LES PORTS CANADIENS EN PROVENANCE DE PAYS ETRANGERS, EN 1976.

COUNTRY OF ORIGIN AND KIND OF CARGO	REGISTRY OF VESSEL	ATLANTIC ATLANTIQUE	GREAT LAKES GRANDS LACS	PACIFIC PACIFIQUE	TOTAL TOTAL	IMMATIC. DU NAVIRE	PAYS D'ORIGINE ET MARCHANDISE
ITALY	CONT.						ITALIE SUITE
COMMODITY TOTAL	OTHER		32		32	AUTRE	
VEGETABLES, DRIED	GER		32	88	120		TOTAL DE MARCHANDISE
VEGETABLE PREP.NES	U S A	153		6	6	ALL	LEGUMES, SECS
SUGAR PREPARATIONS	ITALY			48	153	E-U	PREP. DE LEGUMES NDA
SPICES	CTHER		23		48	ITAL	PREP. A BASE DE SUCRE
MISC.FOOD PREP.NES	ITALY			2	23	AUTRE	EPICES
	OTHER	37	10		2	ITAL	DIV.PREP.ALIM.NDA
COMMODITY TOTAL		37	10	2	47	AUTRE	
NCA-ALCOHOLIC BEVERAGE	GREEK			17	49		TOTAL DE MARCHANDISE
	ITALY			180	17	GRECO	BOISSONS NON-ALCOOLIQ.
COMMODITY TOTAL				197	180	ITAL	
WINES	GER			43	197		TOTAL DE MARCHANDISE
	GREEK			141	43	ALL	WINES
	ITALY	1,871		345	141	GRECC	
	LIBER			56	2,216	ITAL	
	PANAM			171	56	LIBER	
	U S A		13		171	PANAM	
	OTHER		935	108	13	E-U	
COMMODITY TOTAL		1,871	948	864	1,043	AUTRE	
DIST.ALCOHOLIC BEV.	GER			1	3,683		TOTAL DE MARCHANDISE
	GREEK			13	1	ALL	BOISS.ALCCOL.DIST.
	ITALY			1,143	13	GRECC	
	PANAM			172	1,143	ITAL	
	OTHER		302	64	172	PANAM	
COMMODITY TOTAL			302	1,393	366	AUTRE	
RAW HIDES AND SKINS	OTHER	3			1,695		TOTAL DE MARCHANDISE
SEEDS FOR SOWING NES	CTHER	22			3	AUTRE	PEAUX ET CUIRS BRUT
CRUDE VEG.PROD.NES	OTHER	8	4		22	AUTRE	GRAINES DE SEMENCE NCA
SYCNE,CRUDE NES	ITALY				12	AUTRE	PR.BRUTS ORIG.VEG.NDA
	LIBER				138	ITAL	PIERRE BRUTE NDA
	U S A	3	10		14	LIBER	
	OTHER	72	93	80	13	E-U	
COMMODITY TOTAL		75	103	232	245	AUTRE	
CRUDE NON-MET.MIN.NES	OTHER	5			410		TOTAL DE MARCHANDISE
LEATHER	U S A	11			5	AUTRE	MIN.NCA-MET.BRUTS NDA
WOOL FAB.MATERIALS	OTHER	15			11	E-U	CUIR
WOOD FAB.MATERIALS	ITALY				15	AUTRE	DEMI-PROD.CAOUTCHOUC
	CTHER	6			1	ITAL	DEMI-PRODUITS EN BOIS
COMMODITY TOTAL		6			6	AUTRE	
PAPER NES	OTHER		6		7		TOTAL DE MARCHANDISE
PAPERBOARD	OTHER	1			6	AUTRE	PAPIER NDA
BLDG.PAPER AND BOARD	OTHER	4			1	AUTRE	CARTON
CORUAGE, TWINE, ROPE	ITALY				4	AUTRE	PLAQ.CONSTR., PAP/CART.
JUTE WOVEN FABRICS	U K	27			1	ITAL	CORDAGE, FICELLE, CORDE
TEXTILE FAB.MTL NES	LIBER				27	R U	TISSUS DE JUTE
	OTHER	30	15	21	2	ITAL	OUVR.EN MAT.TEXT.NDA
COMMODITY TOTAL		30	15	24	1	LIBER	
VEG.OILS,FATS NES	ITALY				66	AUTRE	TOTAL DE MARCHANDISE
	LIBER				69	ITAL	HUIL.MAT.GRAS.VEG.NDA
	PANAM				59	LIBER	
	U S A	1			25	PANAM	
COMMODITY TOTAL		1		105	21	E-U	
OILS,FATS,WAXES NES	LIBER				1	LIBER	TOTAL DE MARCHANDISE
METALLIC SALTS	U S A	31			1	E-U	HUIL.MAT.GRAS.CIRE NDA
INORGANIC CHEMS. NES	OTHER	7	1		31	AUTRE	SELS METALLIQUES
ORGANIC CHEMICALS NES	LIBER				9	AUTRE	PROD.CHM.INORG.NDA
	CTHER	6	11	18	18	LIBER	PROD.CHM.ORGAN.NDA
COMMODITY TOTAL		6	11	18	17	AUTRE	
AGRICULTURAL CHEMICALS	U S A	2			35		TOTAL DE MARCHANDISE
PLASTIC MATERIALS	ITALY				2	E-U	PROD.CHM.AGRICCLES
	OTHER	16	3	1	1	ITAL	MATIERES PLASTIQUES
COMMODITY TOTAL		16	3	1	19	AUTRE	
LUBRICATING OIL, GREASE	LIBER				20		TOTAL DE MARCHANDISE
	OTHER		3		3	LIBER	HUILE, GRAISSE LUBRIF.
			3		3	AUTRE	
COMMODITY TOTAL			3		6		TOTAL DE MARCHANDISE
PRIMARY IRON, STEEL NES	OTHER				14	AUTRE	FER, ACIER PRIMAIR.NDA
CASTINGS, FORGINGS	ITALY				18	ITAL	MOUL.PIECES FORGEES
PLATE & SHEET STEEL	LIBER				95	LIBER	TOLES, FEUILLES DACIER
STRUCTURAL SHAPES	GER				2	ALL	PROFILES DE CONSTRUCT.
	ITALY				92	ITAL	
	OTHER	352			28	AUTRE	
COMMODITY TOTAL		352		122	474		TOTAL DE MARCHANDISE
PIPES, TUBES: IRON, STEEL	U S A		54		54	E-U	TUYAUX, TUBES: FER, ACIER
WIRE	CTHER	2			5	AUTRE	FIL METALLIQUE
COPPER AND ALLOYS	OTHER	2			2	AUTRE	CUIVRE ET ALLIAGES
METAL FAB.BASIC PROD.	GREEK				5	GRECO	OUVR.DE BASE EN METAL
	ITALY				58	ITAL	
	LIBER				12	LIBER	
	PANAM				13	PANAM	
	U S A		21		21	E-U	
	OTHER	10	23	307	340	AUTRE	
COMMODITY TOTAL		10	44	395	449		TOTAL DE MARCHANDISE
BRICKS, TILES NES	ITALY				78	ITAL	BRICKES, TUILES NDA
	PANAM				333	PANAM	

TABLE 2. CARGOES UNLOADED AT CANADIAN PORTS FROM FOREIGN COUNTRIES, IN 1972.

TABLEAU 2. MARCHANDISES DECHARGEES DANS LES PORTS CANADIENS EN PROVENANCE DE PAYS ETRANGERS, EN 1972.

COUNTRY OF ORIGIN AND KIND OF CARGO	REGISTRY OF VESSEL	ATLANTIC ATLANTIQUE	GREAT LAKES GRANDS LACS	PACIFIC PACIFIQUE	TOTAL TOTAL	IMMATIC. DU NAVIRE	PAYS D'ORIGINE ET MARCHANDISE
ITALY	CGNT.						ITALIE SUITE
	U S A	165			165	E-U	
	CTHER	2	135	25	162	AUTRE	
COMMODITY TOTAL		167	135	498	800		TOTAL DE MARCHANDISE
GLASS BASIC PRODUCTS	GER			6	6	ALL	OUVR. DE BASE EN VERRE
NCA-MET. MIN. BASIC PROD	ITALY			459	459	ITAL	PROD. MIN. NON-MET. BASE
	LIBER			10	10	LIBER	
	U S A	41	6		47	E-U	
	OTHER	16	137		153	AUTRE	
COMMODITY TOTAL		57	143	469	669		TOTAL DE MARCHANDISE
MISC. FABRICATED PROD.	GREEK			39	39	GRECC	OUVRAGES DIVERS
	ITALY			81	81	ITAL	
	U S A		20		20	E-U	
	OTHER	9	88	103	200	AUTRE	
COMMODITY TOTAL		9	108	223	340		TOTAL DE MARCHANDISE
TRACTORS	GER			112	112	ALL	TRACTEURS
	GREEK			132	132	GRECC	
	ITALY			873	873	ITAL	
	LIBER			82	82	LIBER	
	PANAM			74	74	PANAM	
	U S A		7		7	E-U	
	OTHER	342	467	190	999	AUTRE	
COMMODITY TOTAL		342	474	1,463	2,279		TOTAL DE MARCHANDISE
MACHINERY NES	ITALY	544		29	573	ITAL	MACHINES NDA
	LIBER			35	35	LIBER	
	PANAM			2	2	PANAM	
	U S A	59	72		131	E-U	
	OTHER	1,521	489	180	2,190	AUTRE	
COMMODITY TOTAL		2,124	561	246	2,931		TOTAL DE MARCHANDISE
PASS. AUTOS AND CHASSIS	ITALY	2,234			2,234	ITAL	VOITURES PART., CHASSIS
	CTHER	9	2		11	AUTRE	
COMMODITY TOTAL		2,243	2		2,245		TOTAL DE MARCHANDISE
MOTOR VEHICLE ENGINES	ITALY	20		89	109	ITAL	MOTEURS DE VEH. AUTOM.
	LIBER			4	4	LIBER	
	PANAM			3	3	PANAM	
	U S A	24			24	E-U	
	OTHER	11	7	1	19	AUTRE	
COMMODITY TOTAL		55	7	97	159		TOTAL DE MARCHANDISE
ROAD MOTOR VEH. NES	CTHER		25		25	AUTRE	VEH. AUTOM. ROUTIERS NDA
SHIPS, AIRCRAFT, MIS. VEH	ITALY	2		104	106	ITAL	NAVIRES, AVIONS, VEH. MIS.
	LIBER			10	10	LIBER	
	U S A	7			7	E-U	
	OTHER	6	9		15	AUTRE	
COMMODITY TOTAL		15	9	114	138		TOTAL DE MARCHANDISE
RUBBER TIRES AND TUBES	GER			2	2	ALL	PNEUS, CHAMBRES A AIR
	LIBER			6	6	LIBER	
	CTHER	8	1	13	22	AUTRE	
COMMODITY TOTAL		8	1	21	30		TOTAL DE MARCHANDISE
EQUIPMENT MISC.	GER	300		2	302	ALL	MATERIEL DIVERS
	GREEK			16	16	GRECC	
	ITALY	324		240	564	ITAL	
	LIBER			11	11	LIBER	
	PANAM			59	59	PANAM	
	U S A	2	12		14	E-U	
	OTHER	285	62	3	350	AUTRE	
COMMODITY TOTAL		911	74	331	1,316		TOTAL DE MARCHANDISE
PERSONAL, HOUSEHOLD GOODS	GER			4	4	ALL	ART. PERS. ET MENAGERS
	ITALY			422	422	ITAL	
	LIBER			18	18	LIBER	
	PANAM			8	8	PANAM	
	U S A	93	11		104	E-U	
	OTHER	237	217	1,787	2,241	AUTRE	
COMMODITY TOTAL		330	228	2,239	2,797		TOTAL DE MARCHANDISE
FIREARMS, AMMUNITION	OTHER		8		8	AUTRE	ARMES A FEU, MUNITIONS
CONTAINERS, CLOSURES	U S A	21			21	E-U	CONTENEURS, FERMETURES
	OTHER	1			1	AUTRE	
COMMODITY TOTAL		22			22		TOTAL DE MARCHANDISE
MISC. END PRODUCTS NES	GER			8	8	ALL	PRODUITS FINIS DIV. NDA
	ITALY			91	91	ITAL	
	LIBER			1	1	LIBER	
	U S A	60	30		90	E-U	
	OTHER	47	140		187	AUTRE	
COMMODITY TOTAL		107	170	100	377		TOTAL DE MARCHANDISE
GENERAL CARGO	GER			1	1	ALL	MARCHANDISES DIVERSES
	U S A		34		34	E-U	
	OTHER	675	10	2	687	AUTRE	
COMMODITY TOTAL		675	44	3	722		TOTAL DE MARCHANDISE
CONTAINERIZED FREIGHT	GER	17,953		223	18,176	ALL	FRET CONTENEURISE
	ITALY	22,676		2,193	24,869	ITAL	
	LIBER	6,409		324	6,733	LIBER	
	PANAM	5,403			5,403	PANAM	
	U S A	616	4,936		5,552	E-U	
	OTHER	74,449	5,422		79,871	AUTRE	
COMMODITY TOTAL		127,506	10,358	2,740	140,604		TOTAL DE MARCHANDISE
COUNTRY/REGION TOTAL		140,223*	14,186*	17,214*	147,221*		TOTAL DE PAYS/REGION

TABLE 2. CARGOES UNLOADED AT CANADIAN PORTS FROM FOREIGN COUNTRIES, IN 1976.

TABLEAU 2. MARCHANDISES DECHARGEES DANS LES PORTS CANADIENS EN PROVENANCE DE PAYS ETRANGERS, EN 1976.

COUNTRY OF ORIGIN AND KIND OF CARGO	REGISTRY OF VESSEL	ATLANTIC ATLANTIQUE	GREAT LAKES GRANDS LACS	PACIFIC PACIFIQUE	TOTAL TOTAL	IMMATIC. DU NAVIRE	PAYS D'ORIGINE ET MARCHANDISE
NETHERLANDS							
MEAT AND MEAT PREP. NES	GER	2			2	ALL	PAYS-BAS
FISH, FRESH OR FROZEN	GER		5		5	ALL	VIANDES ET PREP. NDA
CHEESE	GER	74	53		127	ALL	POISSON, FRAIS OU CONG.
	GREEK	3			3	GRECO	FROMAGE
	SWEDN	16			16	SUEDE	
	PANAM	11			11	PANAM	
COMMODITY TOTAL		104	53		157		TOTAL DE MARCHANDISE
VEGETABLES, FRESH	GER		7		7	ALL	LEGUMES, FRAIS
VEGETABLES, DRIED	NORV		14		14	NORV	LEGUMES, SECS
COCOA AND CHOCOLATE	GER	73			73	ALL	CACAO ET CHOCOLAT
TEA	GER			5	5	ALL	THE
	LIBER			14	14	LIBER	
COMMODITY TOTAL				19	19		TOTAL DE MARCHANDISE
SPICES	GER			3	3	ALL	EPICES
	LIBER			3	3	LIBER	
COMMODITY TOTAL				6	6		TOTAL DE MARCHANDISE
MISC. FOOD PREP. NES	GER	13			20	ALL	DIV. PREP. ALIM. NDA
	GREEK	2		24	26	GRECO	
	SWEDN	19			19	SUEDE	
	PANAM	8			8	PANAM	
	OTHER	25		19	44	AUTRE	
COMMODITY TOTAL		67		50	117		TOTAL DE MARCHANDISE
WINES	NORV	1			1	NORV	VINS
DIST. ALCOHOLIC BEV.	GER		3,651	1,035	4,686	ALL	BOISS. ALCCOL. DIST.
	GREEK			497	497	GRECO	
	NORV		661		661	NORV	
	LIBER			314	314	LIBER	
	OTHER			225	225	AUTRE	
COMMODITY TOTAL			4,312	2,071	6,383		TOTAL DE MARCHANDISE
TOBACCO NES	SWEDN		1		1	SUEDE	TABACS NDA
SEEDS FOR SOWING NES	LIBER			6	6	LIBER	GRAINES DE SEMENCE NDA
NURSERY, GREENHOUSE STOCK	GER			1	1	ALL	PROD. PEPINIERE, SERRE
	SWEDN	37	41		78	SUEDE	
	OTHER	22	16		38	AUTRE	
COMMODITY TOTAL		59	57	1	117		TOTAL DE MARCHANDISE
IRON ORE AND CONC	LIBER	16,758			16,758	LIBER	MINERAI, CONC. DE FER
STONE, CRUDE NES	GER			24	24	ALL	PIERRE BRUTE NDA
LEATHER	NORV	1			1	NORV	CUIR
LUMBER AND TIMBER	GER			73	73	ALL	BOIS OEUVRE ET CHARP.
	LIBER			96	96	LIBER	
	OTHER			85	85	AUTRE	
COMMODITY TOTAL				254	254		TOTAL DE MARCHANDISE
PAPERBOARD	GER	1			1	ALL	CARTON
BLDG. PAPER AND BOARD	GER	18			18	ALL	PLAQ. CONSTR., PAP/CART.
	NORV	1	9		10	NORV	
	SWEDN	22			22	SUEDE	
COMMODITY TOTAL		41	9		50		TOTAL DE MARCHANDISE
TEXTILE FAB. MTL NES	GER	4			4	ALL	OUVR. EN MAT. TEXT. NDA
	NORV	2			2	NORV	
	OTHER	6			6	AUTRE	
COMMODITY TOTAL					445		TOTAL DE MARCHANDISE
VEG. OILS, FATS NES	LIBER		445		445	LIBER	HUIL. MAT. GRAS. VEG. NDA
OILS, FATS, WAXES NES	LIBER	553			553	LIBER	HUIL. MAT. GRAS. CIRE NDA
INORGANIC CHEMS. NES	U K	18,668			18,668	R U	PROD. CHIM. INORG. NDA
	GER	63	56	20	139	ALL	
	NORV		610		610	NORV	
	LIBER	2,661		3	2,664	LIBER	
	OTHER	13,916		9	13,925	AUTRE	
COMMODITY TOTAL		35,308	666	32	36,006		TOTAL DE MARCHANDISE
GLYCOL	U K	514			514	R U	GLYCOL
	OTHER	3,675			3,675	AUTRE	
COMMODITY TOTAL		4,189			4,189		TOTAL DE MARCHANDISE
ORGANIC CHEMICALS NES	GER	45	25	11	81	ALL	PROD. CHIM. ORGAN. NDA
	NORV	1,583	8,875		10,858	NORV	
	LIBER	4,322	1,680		6,002	LIBER	
	OTHER	6,833			6,833	AUTRE	
COMMODITY TOTAL		13,183	10,580	11	23,774		TOTAL DE MARCHANDISE
LUBRICATING OIL, GREASE	NORV		499		499	NORV	HUIL. GRAISSE LUBRIF.
COKE	NORV	9,355			9,355	NORV	COKE
	LIBER		2,762		2,762	LIBER	
COMMODITY TOTAL		9,355	2,762		12,117		TOTAL DE MARCHANDISE
PETROL, COAL PROD. NES	GER	2			2	ALL	DERIVE PETR. CHARB. NDA
	LIBER		975		975	LIBER	
COMMODITY TOTAL			975		977		TOTAL DE MARCHANDISE
PRIMARY IRON, STEEL NES	OTHER	15			15	AUTRE	FER, ACIER PRIMAIR. NDA
BAR AND RODS, STEEL	OTHER	38			38	AUTRE	BARRES ET TIGES ACIER
PLATE & SHEET STEEL	SWEDN	10			10	SUEDE	TOLES, FEUILLES ACIER
STRUCTURAL SHAPES	SWEDN	218			218	SUEDE	PROFILES DE CONSTRUCT.
	OTHER	122			122	AUTRE	
COMMODITY TOTAL		340			340		TOTAL DE MARCHANDISE
RAILS & TRACK MATERIAL	GER			71	71	ALL	RAILS, MAT. VOIE FERREE
ALUMINUM	NORV		4		4	NORV	ALUMINIUM
COPPER AND ALLOYS	GER	32		1	33	ALL	CUivre ET ALLIAGES
NICKEL AND ALLOYS	GER	5			5	ALL	NICKEL ET ALLIAGES
ZINC AND ALLOYS	GER	3,308			3,308	ALL	ZINC ET ALLIAGES
	GREEK	5,875			5,875	GRECO	
COMMODITY TOTAL		9,183			9,183		TOTAL DE MARCHANDISE

TABLE 2. CARGOES UNLOADED AT CANADIAN PORTS FROM FOREIGN COUNTRIES, IN 1976.

TABLEAU 2. MARCHANDISES DECHARGÉES DANS LES PORTS CANADIENS EN PROVENANCE DE PAYS ÉTRANGERS, EN 1976.

COUNTRY OF ORIGIN AND KIND OF CARGO	REGISTRY OF VESSEL	ATLANTIC ATLANTIQUE	GREAT LAKES GRANDS LACS	PACIFIC PACIFIQUE	TOTAL TOTAL	IMMATIC. DU NAVIRE	PAYS D'ORIGINE ET MARCHANDISE
NETHERLANDS CONT. NON-FERROUS METALS NES METAL FAB. BASIC PROD. BRICKS, TILES NES	SWEDN GER GER NORW		1		1 8 44 2	SUEDE ALL ALL NORV	PAYS-BAS SUITE METAUX NON-FERREUX NDA OUVR. DE BASE EN METAL BRIQUES, TILES NDA
COMMODITY TOTAL		46			46		TOTAL DE MARCHANDISE
ASBESTOS BASIC PROD. NON-MET. MIN. BASIC PROD. MISC. FABRICATED PROD. MACHINERY NES	GER GREEK GER U K GER GREEK NORW SWEDN PANAM OTHER	100		40 15 10 15	1 1 45 78 49 15 38 1,187 2 1,360	ALL GRECQ ALL R U ALL GRECQ NORV SUEDE PANAM AUTRE	OUVR. DE BASE AMIANTE PROD. MIN. NON-MET. BASE OUVRAGES DIVERS MACHINES NDA
COMMODITY TOTAL		2,520	184	25	2,729		TOTAL DE MARCHANDISE
PASS. AUTOS AND CHASSIS	GER SWEDN PANAM OTHER	1 789 1 217	369		1 1,158 1 629	ALL SUEDE PANAM AUTRE	VOITURES PART., CHASSIS
COMMODITY TOTAL		1,008	781		1,789		TOTAL DE MARCHANDISE
MOTOR VEHICLE ENGINES	GER LIBER OTHER			5 4	5 4	ALL LIBER AUTRE	MOTEURS DE VEH. AUTOM.
COMMODITY TOTAL		10		9	19		TOTAL DE MARCHANDISE
EQUIPMENT MISC.	GER GREEK LIBER PANAM OTHER	1		189 6 6 43	190 6 6 43	ALL GRECQ LIBER PANAM AUTRE	MATERIEL DIVERS
COMMODITY TOTAL		44		1	246		TOTAL DE MARCHANDISE
PERSONAL/HOUSEHOLD GOODS	GER NORW LIBER PANAM OTHER	13 1 1 6		5 9 5 7	18 1 9 6 7	ALL NORV LIBER PANAM AUTRE	ART. PERS. ET MENAGERS
COMMODITY TOTAL		20		21	41		TOTAL DE MARCHANDISE
MISC. END PRODUCTS NES	GER NORW OTHER	10	10 10	1	21 10 40	ALL NORV AUTRE	PRODUITS FINIS DIVERS
COMMODITY TOTAL		10	20	41	71		TOTAL DE MARCHANDISE
GENERAL CARGO	GER NORW SWEDN OTHER	53 1 55 28	41 4 29 17	3	97 5 84 45 231	ALL NORV SUEDE AUTRE	MARCHANDISES DIVERSES
COMMODITY TOTAL		137	91	3	231		TOTAL DE MARCHANDISE
CONTAINERIZED FREIGHT	U K DENMK GER GREEK NORW SWEDN LIBER CAN OTHER	124,399 9,392 7 3,385 416 65 1,413		1,479 1,732 1,062 558 5,000	125,878 1,732 12,316 558 9,306 416 65 2,095	R U DANMK ALL GRECQ NORV SUEDE LIBER CAN AUTRE	FRET CONTENEUREUSE
COMMODITY TOTAL		139,077	3,465	9,831	152,373		TOTAL DE MARCHANDISE
COUNTRY/REGION TOTAL		232,298*	24,971*	12,692*	269,961*		TOTAL DE PAYS/REGION
NORWAY							
SPICES	U K DENMK	50 1			50 1	R U DANMK	NORVEGE ÉPICES
COMMODITY TOTAL		51			51		TOTAL DE MARCHANDISE
RAW HIDES AND SKINS MANGANESE ORE	NORW GREEK NORW OTHER	2	3,526 3,693 2,204		2 3,526 3,693 2,534	NORV GRECQ NORV AUTRE	PEAUX ET CUIRS BRUT MINÉRAI DE MANGANESE
COMMODITY TOTAL		330	9,423		9,753		TOTAL DE MARCHANDISE
SALT METALLIC SALTS INORGANIC CHEMS. NES	NORW LIBER NORW LIBER	30		22 63 6	30 22 63 6	NORV LIBER NORV LIBER	SEL SELS METALLIQUES PROD. CHIM. INORG. NDA
COMMODITY TOTAL		69		69	69		TOTAL DE MARCHANDISE
EXPLOS., FUSES, CAPS	DENMK NORW	154 2			154 2	DANMK NORV	EXPLOS., AMORCES, DÉT.
COMMODITY TOTAL		156			156		TOTAL DE MARCHANDISE
FERRO-ALLOYS COPPER AND ALLOYS	U K NORW LIBER		3,141 95 10		3,141 95 10	R U NORV LIBER	FERRO-ALLIAGES CUIVRE ET ALLIAGES
COMMODITY TOTAL		105			105		TOTAL DE MARCHANDISE
NICKEL AND ALLOYS	NORW LIBER	6,436	7,305		13,741 4,163	NORV LIBER	NICKEL ET ALLIAGES
COMMODITY TOTAL		6,436	11,468		17,904		TOTAL DE MARCHANDISE
NON-FERROUS METALS NES	NORW LIBER		108 74		108 74	NORV LIBER	METAUX NON-FERREUX NDA

TABLE 2. CARGOES UNLOADED AT CANADIAN PORTS FROM FOREIGN COUNTRIES, IN 1976.

TABLEAU 2. MARCHANDISES DECHARGEES DANS LES PORTS CANADIENS EN PROVENANCE DE PAYS ETRANGERS, EN 1976.

COUNTRY OF ORIGIN AND KIND OF CARGO	REGISTRY OF VESSEL	ATLANTIC ATLANTIQUE	GREAT LAKES GRANDS LACS	PACIFIC PACIFIQUE	TOTAL TOTAL	IMMATIC. DU NAVIRE	PAYS D'ORIGINE ET MARCHANDISE
NORWAY							
CGNT.			182		182		NORVEGE
COMMODITY TOTAL			2		2		SUITE
NON-MET. MIN. BASIC PROD	LIBER		2		2	LIBER	TOTAL DE MARCHANDISE
MACHINERY NES	NORW	2			2	NORV	PROD. MIN. NON-MET. BASE
SHIPS, AIRCRAFT, MIS. VEH	NORW	65			65	NORV	MACHINES NCA
CONTAINERS, CLOSURES	U K	100			100	R U	NAVIRES, AVIONS, VEH. DIV
	DENMK	830			830	DANMK	CONTENEURS, FERMETURES
	NORW	92			92	NORV	
	LIBER		3		3	LIBER	
	OTHER	170			170	AUTRE	
COMMODITY TOTAL		1,192	3		1,195		TOTAL DE MARCHANDISE
MISC. END PRODUCTS NES	NORW		15		15	NORV	PRODUITS FINIS CIV. NOA
COUNTRY/REGION TOTAL		8,264*	24,430*	*	32,694*		TOTAL DE PAYS/REGION
PORTUGAL							
FISH, FRESH OR FROZEN	OTHER			9	9	AUTRE	POISSON, FRAIS OU CONG.
FISH, SALTED OR CURED	LIBER			16	16	LIBER	POISSON, SALE OU FUME
FISH, CANNED	GER			1	1	ALL	POISSON EN BOITES
	LIBER			2	2	LIBER	
COMMODITY TOTAL				3	3		TOTAL DE MARCHANDISE
FRUITS, PREP. CANNED	LIBER			9	9	LIBER	FRUITS PREP. EN ECITE
VEGETABLES, FRESH	OTHER		28		28	AUTRE	LEGUMES, FRAIS
MISC. FOOD PREP. NES	LIBER			6	6	LIBER	DIV. PREP. ALIM. NDA
	OTHER	373	143		516	AUTRE	
COMMODITY TOTAL		373	143	6	522		TOTAL DE MARCHANDISE
WINES	GER			168	168	ALL	VINS
	LIBER			195	195	LIBER	
	OTHER	2	8		12	AUTRE	
COMMODITY TOTAL		2	8	365	375		TOTAL DE MARCHANDISE
DIST. ALCOHOLIC BEV.	LIBER			12	12	LIBER	BOISS. ALCOOL. DIST.
	OTHER		13		13	AUTRE	
COMMODITY TOTAL			13	12	25		TOTAL DE MARCHANDISE
OIL SEEDS, NUTS NES	OTHER	2			2	AUTRE	GRAINES, NOIX OLEAG. NDA
CRUDE VEG. PROD. NES	OTHER	2			2	AUTRE	PR. BRUTS ORIG. VEG. NDA
CRUDE WOOD MTL. NES	OTHER	112			112	AUTRE	MATIERES BOIS BRUT NDA
STONE, CRUDE NES	OTHER	41	3		44	AUTRE	PIERRE BRUTE NOA
CRUDE NON-MET. MIN. NES	OTHER	9			9	AUTRE	MIN. NON-MET. BRUTS NDA
WASTE AND SCRAP NES	OTHER		2		2	AUTRE	DECHETS ET REBUTS NOA
WOOD FAB. MATERIALS	LIBER			5	5	LIBER	DEMI-PRODUITS EN BOIS
	OTHER	180	228		409	AUTRE	
COMMODITY TOTAL		180	228	10	418		TOTAL DE MARCHANDISE
CORDAGE, TWINE, ROPE	GER			8	8	ALL	CORDAGE, FICELLE, CORDE
	LIBER			22	22	LIBER	
	OTHER	3		4	7	AUTRE	
COMMODITY TOTAL		3		34	37		TOTAL DE MARCHANDISE
TEXTILE FAB. MTL NES	OTHER	5			5	AUTRE	OUVR. EN MAT. TEXT. NDA
VEG. OILS, FATS NES	GER			4	4	ALL	HUIL. MAT. GRAS. VEG. NDA
	LIBER			18	18	LIBER	
	OTHER			22	22	AUTRE	
COMMODITY TOTAL				3	3		TOTAL DE MARCHANDISE
OILS, FATS, WAXES NES	LIBER			5	5	LIBER	HUIL. MAT. GRAS. CIRE NOA
INORGANIC CHEMS. NES	LIBER			5	5	LIBER	PROD. CHIM. INCRG. NDA
FERRO-ALLOYS	OTHER	661			661	AUTRE	FERRO-ALLIAGES
GLASS BASIC PRODUCTS	OTHER	5			5	AUTRE	OUVR. DE BASE EN VERRE
NON-MET. MIN. BASIC PROD	GER			31	31	ALL	PROD. MIN. NON-MET. BASE
	LIBER			33	33	LIBER	
	OTHER			64	64	AUTRE	
COMMODITY TOTAL				12	12		TOTAL DE MARCHANDISE
MISC. FABRICATED PROD.	GER			5	5	ALL	OUVRAGES DIVERS
PASS. AUTOS AND CHASSIS	OTHER		5		5	AUTRE	VOITURES PART. CHASSIS
SHIPS, AIRCRAFT, MIS. VEH	OTHER		27		27	AUTRE	NAVIRES, AVIONS, VEH. DIV
PERSONAL, HOUSEHOLD GOODS	LIBER			55	55	LIBER	ART. PERS. ET MENAGERS
	OTHER	34	54	2	90	AUTRE	
COMMODITY TOTAL		34	54	57	145		TOTAL DE MARCHANDISE
MISC. END PRODUCTS NES	OTHER	22	1		24	AUTRE	PRODUITS FINIS DIV. NOA
GENERAL CARGO	OTHER	4	63		67	AUTRE	MARCHANDISES DIVERSES
CONTAINERIZED FREIGHT	GER	6,214			6,255	ALL	FRET CONTENEURESE
	ITALY	1,885			1,885	ITAL	
	LIBER			348	348	LIBER	
	OTHER	19,029	89		19,118	AUTRE	
COMMODITY TOTAL		27,128	89	389	27,606		TOTAL DE MARCHANDISE
COUNTRY/REGION TOTAL		28,583*	664*	1,017*	30,264*		TOTAL DE PAYS/REGION
SPAIN							
FISH, FRESH OR FROZEN	OTHER	5			5	AUTRE	POISSON, FRAIS OU CONG.
FISH, SALTED OR CURED	ITALY			1	1	ITAL	POISSON, SALE OU FUME
	PANAM			2	2	PANAM	
COMMODITY TOTAL				3	3		TOTAL DE MARCHANDISE
FISH, CANNED	LIBER			2	2	LIBER	POISSON EN BOITES
	OTHER	6			6	AUTRE	
COMMODITY TOTAL		6		2	8		TOTAL DE MARCHANDISE
FRESH FRUITS, BERRIES	U S A		32		32	E-U	FRUITS, BAIES FRAIS
	OTHER	6	70		70	AUTRE	
COMMODITY TOTAL			102		102		TOTAL DE MARCHANDISE
FRUIT JUICES	GREEK			22	22	GREEK	JUS DE FRUIT

TABLE 2. CARGOES UNLOADED AT CANADIAN PORTS FROM FOREIGN COUNTRIES, IN 1976.

TABLEAU 2. MARCHANDISES DECHARGEES DANS LES PORTS CANADIENS EN PROVENANCE DE PAYS ETRANGERS, EN 1976.

COUNTRY OF ORIGIN AND KIND OF CARGO	REGISTRY OF VESSEL	ATLANTIC ATLANTIQUE	GREAT LAKES GRANDS LACS	PACIFIC PACIFIQUE	TOTAL TOTAL	IMMATIC. DU NAVIRE	PAYS D'ORIGINE ET MARCHANDISE
SPAIN							ESPAGNE
	LIBER			8	3	LIBER	SUITE
	PANAM			8	3	PANAM	
	OTHER			7	7	AUTRE	
COMMODITY TOTAL		7		38	45		TOTAL DE MARCHANDISE
FRUIT PULP, PUREE	OTHER	154			154	AUTRE	PULPE DE FRUIT, PUREE
FRUIT, PRES. NOT CANNED	GER			30	30	ALL	CONS. FRUITS NON BOITE
	ITALY			107	107	ITAL	
	LIBER			14	14	LIBER	
	PANAM			13	13	PANAM	
	U S A		12		12	E-U	
	OTHER	447	2		449	AUTRE	
COMMODITY TOTAL		447	14	164	625		TOTAL DE MARCHANDISE
FRUITS, PREP. CANNED	LIBER			5	9	LIBER	FRUITS PREP. EN BOITE
	OTHER	22			22	AUTRE	
COMMODITY TOTAL		22		9	31		TOTAL DE MARCHANDISE
NUTS, EXC. OIL NUTS NES	LIBER			2	2	LIBER	NOIX, SAUF CEA G. NDA
	OTHER	2	6		8	AUTRE	
COMMODITY TOTAL		2	6	2	10		TOTAL DE MARCHANDISE
VEGETABLES, FRESH	ITALY			7	7	ITAL	LEGUMES, FRAIS
	U S A		144		144	E-U	
	OTHER	44			44	AUTRE	
COMMODITY TOTAL		44	144	7	195		TOTAL DE MARCHANDISE
VEGETABLE PREP. NES	ITALY			53	53	ITAL	PREP. DE LEGUMES NDA
	LIBER			34	34	LIBER	
	PANAM			9	9	PANAM	
	OTHER	52	210	112	374	AUTRE	
COMMODITY TOTAL		52	210	208	470		TOTAL DE MARCHANDISE
SUGAR PREPARATICS	OTHER		4		4	AUTRE	PREP. A BASE DE SUCRE
SPICES	U S A	2			2	E-U	EPICES
	OTHER	2	5		7	AUTRE	
COMMODITY TOTAL		4	5		9		TOTAL DE MARCHANDISE
MISC. FOOD PREP. NES	GREEK			5	5	GRECC	DIV. PREP. ALIM. NDA
	ITALY			19	19	ITAL	
	LIBER			4	4	LIBER	
	OTHER	248	4		252	AUTRE	
COMMODITY TOTAL		248	4	28	280		TOTAL DE MARCHANDISE
NON-ALCOHOLIC BEVERAGE WINES	OTHER	11			11	AUTRE	BOISSONS NON-ALCOHOL. VINS
	GER			69	69	ALL	
	GREEK			21	21	GRECC	
	ITALY			7	7	ITAL	
	LIBER			340	340	LIBER	
	PANAM			20	20	PANAM	
	U S A	2			2	E-U	
	OTHER	29	1,067	132	1,228	AUTRE	
COMMODITY TOTAL		31	1,067	589	1,687		TOTAL DE MARCHANDISE
DIST. ALCOHOLIC BEV.	GER			8	8	ALL	BOISS. ALCOHOL. DIST.
	GREEK			94	94	GRECC	
	ITALY			82	82	ITAL	
	LIBER			32	32	LIBER	
	U S A	2			2	E-U	
	OTHER		40		40	AUTRE	
COMMODITY TOTAL		2	40	216	258		TOTAL DE MARCHANDISE
CRUDE ANIMAL PROD. NES	OTHER		1		1	AUTRE	PR. BRUTS ORIG. ANIM. NDA
CRUDE VEG. PROD. NES	LIBER			2	2	LIBER	PR. BRUTS ORIG. VEG. NDA
	OTHER	4			4	AUTRE	
COMMODITY TOTAL		4		2	6		TOTAL DE MARCHANDISE
CRUDE WOOD MTL. NES	OTHER	19	3		22	AUTRE	MATIERES BOIS BRUT NDA
TEXTILE FIBRES NES	OTHER	21			21	AUTRE	FIBRES TEXTILES NDA
FLLORS PAR	U K	6,619	21,808		28,427	R U	SPATH FLUCR
	GREEK	5,732			5,732	GRECC	
	ITALY	9,259	5,251		14,510	ITAL	
	NORV		5,794		5,794	NORV	
	LIBER		11,299		11,299	LIBER	
	CAN	8,512			8,512	CAN	
COMMODITY TOTAL		30,122	44,152		74,274		TOTAL DE MARCHANDISE
SALT	DENMK	43			43	DANMK	SEL
	NORV	7,920			7,920	NORV	
COMMODITY TOTAL		7,963			7,963		TOTAL DE MARCHANDISE
CRUDE NON-MET. MIN. NES	GREEK	7,383			7,383	GRECC	MIN. NON-MET. BRUTS NDA
	OTHER	8			8	AUTRE	
COMMODITY TOTAL		7,391			7,391		TOTAL DE MARCHANDISE
LEATHER	OTHER	4			4	AUTRE	CUIR
RUBBER FAB. MATERIALS	OTHER		9		9	AUTRE	DEMI-PROD. CACUTCHOU
LUMBER AND TIMBER	OTHER	2			2	AUTRE	BOIS D'OEUVRE ET CHARP.
VENEER, PLYWOOD	U S A	6			6	E-U	PLACAGES, CONTRE-PLAQ.
WOOD FAB. MATERIALS	GER			5	5	ALL	DEMI-PRODUITS EN BOIS
	LIBER			7	7	LIBER	
	U S A	6	58		64	E-U	
	OTHER	169	95		264	AUTRE	
COMMODITY TOTAL		175	153	12	340		TOTAL DE MARCHANDISE
PAPER NES	OTHER		1		1	AUTRE	PAPIER NDA
CORDAGE, TWINE, ROPE	LIBER			34	34	LIBER	CORDAGE, FICELLE, CORDE
	OTHER	33			33	AUTRE	
COMMODITY TOTAL		33		34	67		TOTAL DE MARCHANDISE
TEXTILE FAB. MTL NES	ITALY			7	7	ITAL	OUVR. EN MAT. TEXT. NDA
	OTHER	76	2		78	AUTRE	
COMMODITY TOTAL		76	2	7	85		TOTAL DE MARCHANDISE

TABLE 2. CARGOES UNLOADED AT CANADIAN PORTS FROM FOREIGN COUNTRIES, IN 1976.

TABLEAU 2. MARCHANDISES DECHARGEES DANS LES PORTS CANADIENS EN PROVENANCE DE PAYS ETRANGERS, EN 1976.

COUNTRY OF ORIGIN AND KIND OF CARGO	REGISTRY OF VESSEL	ATLANTIC ATLANTIQUE	GREAT LAKES GRANDS LACS	PACIFIC PACIFIQUE	TOTAL TOTAL	IMMATIC. DU NAVIRE	PAYS D'ORIGINE ET MARCHANDISE
SPAIN VEG.OILS,FATS NES	GER			3	3	ALL	ESPAGNE SUITE
	ITALY			5	5	ITAL	HUIL.MAT.GRAS.VEG.NDA
	LIBER			2	2	LIBER	
	PANAM			5	5	PANAM	
	U S A	31	19		50	E-U	
	OTHER	8	51		59	AUTRE	
COMMODITY TOTAL		39	70	15	124		TOTAL DE MARCHANDISE
INORGANIC CHEMS. NES	LIBER			11	11	LIBER	PROD.CHIM.INORG.NDA
	U S A	2	4		6	E-U	
	OTHER	1	6	17	24	AUTRE	
COMMODITY TOTAL		3	10	28	41		TOTAL DE MARCHANDISE
ORGANIC CHEMICALS NES DYE STUFF,PIGMENT,PAINT	ITALY			10	10	ITAL	PROD.CHIM.ORGAN.NDA
	GER			11	11	ALL	MAT.COLOR.PIG.PEINTURE
	OTHER	6	9	4	19	AUTRE	
COMMODITY TOTAL		6	9	15	30		TOTAL DE MARCHANDISE
FERRO-ALLOYS	CAN	500			500	CAN	FERRO-ALLIAGES
	OTHER	555			555	AUTRE	
COMMODITY TOTAL		1,055			1,055		TOTAL DE MARCHANDISE
BARS AND RODS,STEEL	U K			1,800	1,800	R U	BARRES ET TIGES ACIER
	GREEK	4,000			4,000	GRECQ	
COMMODITY TOTAL		4,000		1,800	5,800		TOTAL DE MARCHANDISE
PLATE & SHEET STEEL	U K	4,072		1,866	5,938	R U	TOLES,FEUILLES D'ACIER
	GREEK	4,500			4,500	GRECQ	
	ITALY	1,743			1,743	ITAL	
	NORV	3,125	2,679		5,804	NORV	
COMMODITY TOTAL		13,440	2,679	1,866	17,985		TOTAL DE MARCHANDISE
STRUCTURAL SHAPES	U K			1,867	1,867	R U	PROFILES DE CONSTRUCT.
	GREEK	4,486			4,486	GRECQ	
COMMODITY TOTAL		4,486		1,867	6,353		TOTAL DE MARCHANDISE
PIPES,TUBES:IRON,STEEL WIRE	OTHER	376	164		540	AUTRE	TUYAUX,TUBES:FER,ACIER
	OTHER		2	20	22	AUTRE	FIL METALLIQUE
	U K			67	67	R U	OUVR.DE BASE EN METAL
	GREEK			5	5	GRECQ	
	ITALY			11	11	ITAL	
	LIBER			1	1	LIBER	
	OTHER	33		19	52	AUTRE	
COMMODITY TOTAL		33		103	136		TOTAL DE MARCHANDISE
BRICKS,TILES NES	LIBER			62	62	LIBER	BRICKES,TUILES NDA
GLASS BASIC PRODUCTS	OTHER	78	8		128	AUTRE	OUVR.DE BASE EN VERRE
NON-MET.MIN.BASIC PROD	OTHER			20	20	AUTRE	PROD.MIN.NON-MET.BASE
MISC.FABRICATED PROD.	GER			7	7	ALL	OUVRAGES DIVERS
	ITALY			39	39	ITAL	
	OTHER	27			27	AUTRE	
COMMODITY TOTAL		27		46	73		TOTAL DE MARCHANDISE
MACHINERY NES	GREEK			9	9	GRECQ	MACHINES NDA
	LIBER			10	10	LIBER	
	OTHER	153	31	8	192	AUTRE	
COMMODITY TOTAL		153	31	27	211		TOTAL DE MARCHANDISE
RAILWAY ROLLING STOCK	OTHER	56			56	AUTRE	MAT.POUL.DE CH.DE FER
PASS.AUTOS AND CHASSIS	OTHER	3			3	AUTRE	VOITURES PART.,CHASSIS
MOTOR VEHICLE ENGINES	U S A	50			50	E-U	MOTEURS DE VEH.AUTOM.
	OTHER		57		57	AUTRE	
COMMODITY TOTAL		50	57		107		TOTAL DE MARCHANDISE
ROAD MOTOR VEH. NES	GER			7	7	ALL	VEH.AUTOM.ROUTIERS NDA
	LIBER			1	1	LIBER	
	OTHER			6	6	AUTRE	
COMMODITY TOTAL				6	14		TOTAL DE MARCHANDISE
SHIPS,AIRCRAFT,MIS.VEH	ITALY			8	8	ITAL	NAVIRES,AVIONS,VEH-DIV
	LIBER			8	8	LIBER	
	OTHER	3		2	5	AUTRE	
COMMODITY TOTAL		3		10	21		TOTAL DE MARCHANDISE
RUBBER TIRES AND TUBES	OTHER			10	10	AUTRE	PNEUS, CHAMBRES A AIR
EQUIPMENT MISC.	GREEK			6	6	GRECQ	MATERIEL DIVERS
	LIBER			1	1	LIBER	
	PANAM			5	5	PANAM	
	OTHER	88	12		100	AUTRE	
COMMODITY TOTAL		88	12	12	112		TOTAL DE MARCHANDISE
PERSONAL,HOUSEHOLD GOODS	LIBER			2	2	LIBER	ART.PERS.ET MENAGERS
	PANAM			9	9	PANAM	
	U S A	34			34	E-U	
	OTHER	77	43	2	122	AUTRE	
COMMODITY TOTAL		111	43	13	167		TOTAL DE MARCHANDISE
CONTAINERS,CLOSURES	LIBER			4	4	LIBER	CONTENEURS,FERMETURES
MISC. END PRODUCTS NES	LIBER			1	1	LIBER	PRODUITS FINIS DIV.NDA
	U S A	1			1	E-U	
	OTHER	11	4		15	AUTRE	
COMMODITY TOTAL		12	4	1	17		TOTAL DE MARCHANDISE
GENERAL CARGO	U S A		2		2	E-U	MARCHANDISES DIVERSES
	OTHER	326	305		631	AUTRE	
COMMODITY TOTAL		326	307		633		TOTAL DE MARCHANDISE
CONTAINERIZED FREIGHT	GER	3,736		118	3,854	ALL	FRET CONTENEURESE
	ITALY	4,535		893	5,428	ITAL	
	LIBER	2,748		393	3,141	LIBER	
	PANAM	212			212	PANAM	
	U S A	23	532		555	E-U	
	OTHER	5,713	1,572		7,285	AUTRE	
COMMODITY TOTAL		16,967	2,104	1,404	20,475		TOTAL DE MARCHANDISE
COUNTRY/REGION TOTAL		88,163*	51,423*	8,712*	148,298*		TOTAL DE PAYS/REGION

TABLE 2. CARGOES UNLOADED AT CANADIAN PORTS FROM FOREIGN COUNTRIES, IN 1978.

TABLEAU 2. MARCHANDISES DECHARGEES DANS LES PORTS CANADIENS EN PROVENANCE DE PAYS ETRANGERS, EN 1978.

COUNTRY OF ORIGIN AND KIND OF CARGO	REGISTRY OF VESSEL	ATLANTIC ATLANTIQUE	GREAT LAKES GRANDS LACS	PACIFIC PACIFIQUE	TOTAL TOTAL	IMMATIC. DU NAVIRE	PAYS D'ORIGINE ET MARCHANDISE
SWEDEN							SUEDE
MEAT, FRESH OR FROZEN	GER	122			122	ALL	VIANDE, FRAICHE / CONG.
BAKERY PRD., INC. FROZEN	U K	13			13	R U	PRD. BOUL., PRD. CONG.
SUGAR PREPARATIONS	GER	20			20	ALL	PREP. A BASE DE SUCRE
MISC. FOOD PREP. NES	OTHER	9			9	AUTRE	DIV. PREP. ALIM. NDA
CRUDE VEG. PRD. NES	OTHER	6			6	AUTRE	PR. BRUTS. CRIG. VEG. NDA
IRON ORE AND CONC	GER	42,198			42,198	ALL	MINERAI, CONC. DE FER
STONE, CRUDE NES	SWEDN	398			398	SUEDE	PIERRE BRUTE NDA
	OTHER	50			50	AUTRE	
COMMODITY TOTAL		448			448		TOTAL DE MARCHANDISE
LUMBER AND TIMBER	NORW		1,129		1,129	NORV	BOIS D'OEUVRE ET CHARP.
	SWEDN	28	39		67	SUEDE	
	OTHER	23			23	AUTRE	
COMMODITY TOTAL		51	1,168		1,219		TOTAL DE MARCHANDISE
VENEER, PLYWOOD	NORW		111		111	NORV	PLACAGES, CONTRE-PLAQ.
	SWEDN	218	373		591	SUEDE	
	OTHER	505	211		716	AUTRE	
COMMODITY TOTAL		723	695		1,418		TOTAL DE MARCHANDISE
WOOD FAB. MATERIALS	OTHER	62			62	AUTRE	DEMI-PRODUITS EN BOIS
PULP	NORW		550		550	NORV	PATE
	OTHER	550			550	AUTRE	
COMMODITY TOTAL		550	550		1,100		TOTAL DE MARCHANDISE
PAPER NES	U K	3			3	R U	PAPIER NDA
	OTHER	23			23	AUTRE	
COMMODITY TOTAL		26			26		TOTAL DE MARCHANDISE
PAPERBOARD	OTHER	52	94		146	AUTRE	CARTON
ELDG. PAPER AND BOARD	U K	23	38		61	R U	PLAQ. CONSTR., PAP/CART.
	SWEDN	699			699	SUEDE	
	OTHER	121	119		240	AUTRE	
COMMODITY TOTAL		843	157		1,000		TOTAL DE MARCHANDISE
JUTE WOVEN FABRICS	NETH	8			8	P. BAS	TISSUS DE JUTE
TEXTILE FAB. MTL NES	U K	8			8	R U	OUVR. EN MAT. TEXT. NDA
	GER	76			76	ALL	
	SWEDN	25			25	SUEDE	
COMMODITY TOTAL		109			109		TOTAL DE MARCHANDISE
EXPLOS., FUSES, CAPS	DANMK	97			97	DANMK	EXPLOS., AMORCES, DET.
PLASTIC MATERIALS	GER	25			25	ALL	MATIERES PLASTIQUES
	OTHER		3		3	AUTRE	
COMMODITY TOTAL		25	3		28		TOTAL DE MARCHANDISE
CHEM. SPECIALTIES NES	OTHER	9			9	AUTRE	PROD. CHIM. SPECIAUX NDA
PETROL, COAL PRD. NES	OTHER	5			5	AUTRE	DERIVE PETR. CHARB. NDA
PRIMARY IRON, STEEL NES	SWEDN	1	21		22	SUEDE	FER, ACIER PRIMAIRE NDA
	OTHER	128	39		167	AUTRE	
COMMODITY TOTAL		129	60		189		TOTAL DE MARCHANDISE
BARNS AND RODS, STEEL	SWEDN	28	269		297	SUEDE	BARRES ET TIGES ACIER
	OTHER	90			90	AUTRE	
COMMODITY TOTAL		118	269		387		TOTAL DE MARCHANDISE
PLATE & SHEET STEEL	U K		78		78	R U	TOLES, FEUILLES DACIER
	SWEDN	74	308	6	388	SUEDE	
	OTHER	195	124		319	AUTRE	
COMMODITY TOTAL		269	510	6	785		TOTAL DE MARCHANDISE
STRUCTURAL SHAPES	U K	20			20	R U	PROFILES DE CONSTRUCT.
	SWEDN	1,055	950	12	2,017	SUEDE	
	OTHER	1,136	102		1,238	AUTRE	
COMMODITY TOTAL		2,211	1,052	12	3,275		TOTAL DE MARCHANDISE
PIPES, TUBES: IRON, STEEL	U K	54	78		132	R U	TUYAUX, TUBES: FER, ACIER
	SWEDN	67	288	12	300	SUEDE	
	OTHER	67	306		373	AUTRE	
COMMODITY TOTAL		121	672	12	805		TOTAL DE MARCHANDISE
WIRE	GER	43			43	ALL	FIL METALLIQUE
	SWEDN		1		1	SUEDE	
	OTHER		35		35	AUTRE	
COMMODITY TOTAL		43	36		79		TOTAL DE MARCHANDISE
METAL FAB. BASIC PRD.	U K	62		14	76	R U	OUVR. DE BASE EN METAL
	GER	2			2	ALL	
	SWEDN	247			247	SUEDE	
	OTHER	34	139		173	AUTRE	
COMMODITY TOTAL		345	139	14	498		TOTAL DE MARCHANDISE
NON-MET. MIN. BASIC PRD.	OTHER	2			2	AUTRE	PROD. MIN. NON-MET. BASE
MISC. FABRICATED PRD.	OTHER	11			11	AUTRE	DUVRAGES DIVERS
TRACTORS	U K	3,356			3,356	R U	TRACTEURS
	GER	1,532			1,532	ALL	
	NETH	402			402	P. BAS	
	SWEDN	1,304			1,304	SUEDE	
	OTHER	217			217	AUTRE	
COMMODITY TOTAL		6,811			6,811		TOTAL DE MARCHANDISE
MACHINERY NES	U K	61	18	113	192	R U	MACHINES NDA
	GER	1,105			1,105	ALL	
	SWEDN	2,018	106	2	2,126	SUEDE	
	OTHER	2,438	286		2,724	AUTRE	
COMMODITY TOTAL		5,622	410	115	6,147		TOTAL DE MARCHANDISE
PASS. AUTOS AND CHASSIS	U K	2,911			2,911	R U	VOITURES PART., CHASSIS
	GER	1,132			1,132	ALL	
	NETH	424			424	P. BAS	
	SWEDN	941	20	79	1,040	SUEDE	
	OTHER	91	56		147	AUTRE	
COMMODITY TOTAL		5,499	76	79	5,654		TOTAL DE MARCHANDISE

TABLE 2. CARGOES UNLOADED AT CANADIAN PORTS FROM FOREIGN COUNTRIES, IN 1976.

TABLEAU 2. MARCHANDISES DECHARGEES DANS LES PORTS CANADIENS EN PROVENANCE DE PAYS ETRANGERS, EN 1976.

COUNTRY OF ORIGIN AND KIND OF CARGO	REGISTRY OF VESSEL	ATLANTIC ATLANTIQUE	GREAT LAKES GRANDS LACS	PACIFIC PACIFIQUE	TOTAL TOTAL	IMMATIC. DU NAVIRE	PAYS D'ORIGINE ET MARCHANDISE
SWEDEN							SUEDE
CONT. TRUCKS AND CHASSIS	U K SWEDN	778 109			778 109	R U SUEDE	SUITE CAMIONS ET CHASSIS
COMMODITY TOTAL		887			887		TOTAL DE MARCHANDISE
MOTOR VEHICLE ENGINES	U K GER NETH SWEDN OTHER	2,349 1,254 368 667 228			2,349 1,254 368 667 228	R U ALL P.BAS SUEDE AUTRE	MOTEURS DE VEH.AUTOM.
COMMODITY TOTAL		4,866			4,866		TOTAL DE MARCHANDISE
ROAD MOTOR VEH. NES	U K NETH SWEDN	199 347 212			199 347 212	R U P.BAS SUEDE	VEH.AUTOM. ROUTIERS NDA
COMMODITY TOTAL		758			758		TOTAL DE MARCHANDISE
SHIPS, AIRCRAFT, MIS. VEH	U K GER NGRW SWEDN OTHER	31 601 231 1			31 601 231 1	P U ALL NORV SUEDE AUTRE	NAVIRES, AVIONS, VEH. DIV
COMMODITY TOTAL		864	7	9 e 17	888		TOTAL DE MARCHANDISE
RUBBER TIRES AND TUBES EQUIPMENT MISC.	GER U K GER NORW SWEDN OTHER	11 104 23 17 18 654	18		11 104 23 17 18 672	ALL R U ALL NORV SUEDE AUTRE	PNEUS, CHAMBRES A AIR MATERIEL DIVERS
COMMODITY TOTAL		816	18		834		TOTAL DE MARCHANDISE
PERSONAL, HOUSEHOLD GOODS	GER SWEDN OTHER	9 11 1	280		9 11 281	ALL SUEDE AUTRE	ART. PERS. ET MENAGERS
COMMODITY TOTAL		21	280		301		TOTAL DE MARCHANDISE
CONTAINERS, CLOSURES MISC. END PRODUCTS NES	SWEDN NETH SWEDN OTHER	122 2 8 31	79		201 2 8 32	SUEDE P.BAS SUEDE AUTRE	CONTENEURS, FERMETURES PRODUITS FINIS DIV. NDA
COMMODITY TOTAL		41	1		42		TOTAL DE MARCHANDISE
GENERAL CARGO	U K GER NETH SWEDN OTHER	694 666 42 162 477	8		694 666 42 170 477	R U ALL P.BAS SUEDE AUTRE	MARCHANDISES DIVERSES
COMMODITY TOTAL		2,041	8		2,049		TOTAL DE MARCHANDISE
CONTAINERIZED FREIGHT	U K DENMK GER NETH SWEDN OTHER	32,712 11,696 897 10,086 2,758	746 421	1,705 1,446	34,417 1,446 11,696 897 15,479 3,179	R U DANMK ALL P.BAS SUEDE AUTRE	FRET CONTENEURESE
COMMODITY TOTAL		58,149	1,167	7,798	67,114		TOTAL DE MARCHANDISE
COUNTRY/REGION TOTAL		135,133*	7,451*	8,053*	150,637*		TOTAL DE PAYS/REGION
BULGARIA							BULGARIE
CONTAINERIZED FREIGHT	OTHER	21			21	AUTRE	FRET CONTENEURESE
COUNTRY/REGION TOTAL		21*	*	*	21*		TOTAL DE PAYS/REGION
GERMANY EAST							ALLEMAGNE, EST
EXPLOS., FUSES, CAPS	DENMK	60			60	DANMK	EXPLOS., AMORCES, DET.
COUNTRY/REGION TOTAL		60*	*	*	60*		TOTAL DE PAYS/REGION
POLAND							POLOGNE
DRIED FRUITS NUTS, EXC. DIEL NUTS NES	GREEK OTHER		27	5	5	GRECQ AUTRE	FRUITS SECS NOIX, SAUF CLEAG. NDA
SUGAR PREPARATIONS	OTHER	2	9		11	AUTRE	PREP. A BASE DE SUCRE
MISC. FOOD PREP. NES	OTHER	4	4		8	AUTRE	DIV. PREP. ALIM. NDA
DIST. ALCOHOLIC BEV.	OTHER	6			6	AUTRE	BOISS. ALCOOL. DIST.
CRUDE ANIMAL PROD. NES	OTHER	1			1	AUTRE	PR. BRUTS ORIG. ANIM. NDA
SEEDS FOR SOWING NES	OTHER	48	7		55	AUTRE	GRAINES DE SEMENCE NDA
CRUDE VEG. PROD. NES	OTHER	81	18		99	AUTRE	PR. BRUTS ORIG. VEG. NDA
WOOL AND ANIMAL HAIR	OTHER		42		42	AUTRE	LAIN, POILS ANIMAL
TEXTILE FIBRES NES	OTHER	107	1		108	AUTRE	FIBRES TEXTILES NDA
COAL, BITUMINOUS	OTHER	24,702			24,702	AUTRE	CHARBON BITUMINEUX
LEATHER	OTHER	49	9		58	AUTRE	CUIR
RUBBER FAB. MATERIALS	OTHER		2		2	AUTRE	DEMI-PROD. CACOUTCHOU
LUMBER AND TIMBER	OTHER	368			368	AUTRE	BOIS D'OEUVRE ET CHARP.
VENEER, PLYWOOD	OTHER	110			110	AUTRE	PLACAGES, CONTRE-PLAQ.
WOOD FAB. MATERIALS	OTHER	798			798	AUTRE	DEMI-PRODUITS EN BOIS
PAPERBOARD	OTHER	1,917	89		2,006	AUTRE	CARTON
BLDG. PAPER AND BOARD	OTHER	2,960	2,105		5,065	AUTRE	PLAQ. CONSTR., PAP./CART. D'OUV. EN MAT. TEXT. NDA
TEXTILE FAB. MTL NES	OTHER	1,514	664		2,178	AUTRE	PROD. CHIM. INORG. NDA
INORGANIC CHEM. NES	OTHER	31	6		37	AUTRE	PROD. CHIM. ORG. NDA
ORGANIC CHEMICALS NES	OTHER	30			30	AUTRE	

TABLE 2. CARGOES UNLOADED AT CANADIAN PORTS FROM FOREIGN COUNTRIES, IN 1976.

COUNTRY OF ORIGIN AND KIND OF CARGO		REGISTRY OF VESSEL	ATLANTIC ATLANTIQUE	GREAT LAKES GRANDS LACS	PACIFIC PACIFIQUE	TOTAL TOTAL	IMMATIC. DU NAVIRE	PAYS D'ORIGINE ET MARCHANDISE
POLAND CONT.								POLOGNE SUITE
AGRICULTURAL CHEMICALS	OTHER			60		60	AUTRE	PROD. CHIM. AGRICOLES
DYESTUFF, PIGMENT, PAINT	OTHER		12			12	AUTRE	MAT. COLOR. PIG. PEINTURE
CHEM. SPECIALTIES NES	OTHER		10			10	AUTRE	PROD. CHIM. SPECIAUX NDA
FERRO-ALLOYS	OTHER		2,020			2,020	AUTRE	FERRO-ALLIAGES
PRIMARY IRON, STEEL NES	OTHER		694			694	AUTRE	FER, ACIER PRIMAIR. NDA
BARNS AND RODS, STEEL	OTHER		9,008	9,421		18,429	AUTRE	BARRÉS ET TIGES ACIER
PLATE & SHEET STEEL	OTHER		5,902	142		6,044	AUTRE	TOLES, FEUILLES DACIER
STRUCTURAL SHAPES	OTHER		8,765	193		8,958	AUTRE	PROFILES DE CONSTRUCT.
PIPES, TUBES: IRON, STEEL	OTHER		1,303			1,303	AUTRE	TUYAUX, TUBES: FER, ACIER
WIRE	OTHER		536	1,279		1,815	AUTRE	FIL METALLIQUE
NON-FERROUS METALS NES	OTHER		83			83	AUTRE	METEAUX NON-FERREUX NDA
METAL FAB. BASIC PROD.	OTHER		3,275	144		3,419	AUTRE	OUVR. DE BASE EN METAL
GLASS BASIC PRODUCTS	GREEK				37	37	GRECC	OUVR. DE BASE EN VERRE
	OTHER		2,130	1,760		3,890	AUTRE	
COMMODITY TOTAL			2,130	1,760		3,890		TOTAL DE MARCHANDISE
NON-MET. MIN. BASIC PROD	OTHER		205	6	285	496	AUTRE	PROD. MIN. NON-MET. BASE
MISC. FABRICATED PROD.	OTHER		32			32	AUTRE	OUVRAGES DIVERS
MACHINERY NES	OTHER		122	606		728	AUTRE	MACHINES NDA
PASS. AUTOS AND CHASSIS	OTHER		5	4		9	AUTRE	VOITURES PART., CHASSIS
MOTOR VEHICLE ENGINES	OTHER		2			2	AUTRE	MOTEURS DE VEH. AUTOM.
ROAD MOTOR VEH. NES	OTHER		1			1	AUTRE	VEH. AUTOM. ROUTIERS NDA
SHIPS, AIRCRAFT, MIS. VEH	OTHER		1,447	1		1,448	AUTRE	NAVIRES, AVIONS, VEH. DIV
EQUIPMENT MISC.	OTHER		70	144	5	219	AUTRE	MATERIEL DIVERS
PERSONAL, HSEHOLD GOODS	OTHER		2,430	771		3,201	AUTRE	ART. PERS. ET MENAGERS
FIREARMS, AMMUNITION	OTHER		7	41		48	AUTRE	ARMES A FEU, MUNITIONS
CONTAINERS, CLOSURES	OTHER			18		18	AUTRE	CONTENEURS, FERMETURES
MISC. END PRODUCTS NES	OTHER		412	10		422	AUTRE	PRODUITS FINIS DIV. NDA
GENERAL CARGO	OTHER		996	1		997	AUTRE	MARCHANDISES DIVERSES
CONTAINERIZED FREIGHT	OTHER		526	1,327		1,853	AUTRE	FRET CONTENEURESE
COUNTRY/REGION TOTAL			72,721*	18,911*	345*	91,977*		TOTAL DE PAYS/REGION
ROMANIA								ROUMANIE
CONTAINERIZED FREIGHT	U K		868			868	R U	FRET CONTENEURESE
	GER		297			297	ALL	
	LIBER		1,383			1,383	LIBER	
	DTHR		900			900	AUTRE	
COMMODITY TOTAL			3,448			3,448		TOTAL DE MARCHANDISE
COUNTRY/REGION TOTAL			3,448*	*	*	3,448*		TOTAL DE PAYS/REGION
USSR - EUROP.								URSS - EUROP.
FISH, FRESH OR FROZEN	OTHER		3			3	AUTRE	POISSON, FRAIS OU COND.
FRUITS, PREP. CANNED	OTHER		18			18	AUTRE	FRUITS PREP. EN BOITE
SUGAR PREPARATIONS	OTHER			10		10	AUTRE	PREP. A BASE DE SUCRE
WINES	OTHER			42		42	AUTRE	VINS
DIST. ALCOHOLIC BEV.	OTHER		3		3	6	AUTRE	BOISS. ALCOOL. DIST.
TEXTILE FIBRES NES	OTHER		4,262			4,262	AUTRE	FIBRES TEXTILES NDA
NON-FERROUS MET. SCRAP	OTHER		682			682	AUTRE	DECHETS METAL. NDA FER.
CRUDE PETROLEUM	OTHER		102,681			102,681	AUTRE	PETROLE BRUT
STONE, CRUDE NES	OTHER		18			18	AUTRE	PIERRE BRUTE NDA
WASTE AND SCRAP NES	OTHER		110			110	AUTRE	DECHETS ET REBUTS NDA
VENEER, PLYWOOD	OTHER		3,333			3,333	AUTRE	PLACAGES, CONTRE-PLAQ.
WOOD FAB. MATERIALS	OTHER		4,060			4,060	AUTRE	DEMI-PRODUITS EN BOIS
BLDG. PAPER AND BOARD	OTHER		456	251		707	AUTRE	PLAQ. CONSTR., PAPI/CART.
TEXTILE FAB. MTL NES	OTHER		1,535	39		1,574	AUTRE	OUVR. EN MAT. TEXT. NDA
ORGANIC CHEMICALS NES	OTHER		4			4	AUTRE	PROD. CHIM. ORGAN. NDA
AGRICULTURAL CHEMICALS	OTHER		116			116	AUTRE	PROD. CHIM. AGRICLES
SYNTHETIC RUBBER	OTHER			6		6	AUTRE	CAOUTCHOUC SYNTHETIQUE
BARNS AND RODS, STEEL	OTHER		3,845	92		3,937	AUTRE	BARRÉS ET TIGES ACIER
PLATE & SHEET STEEL	OTHER		348			348	AUTRE	TOLES, FEUILLES DACIER
METAL FAB. BASIC PROD.	OTHER		37			37	AUTRE	OUVR. DE BASE EN METAL
GLASS BASIC PRODUCTS	OTHER		1,331	786		2,117	AUTRE	OUVR. DE BASE EN VERRE
NON-MET. MIN. BASIC PROD	OTHER		709			709	AUTRE	PROD. MIN. NON-MET. BASE
MISC. FABRICATED PROD.	OTHER		8			8	AUTRE	OUVRAGES DIVERS
TRACTORS	OTHER		2,775	9,112		11,887	AUTRE	TRACTEURS
MACHINERY NES	GREEK				203	203	GRECC	MACHINES NDA
	OTHER		2,008	3,516	3,397	8,921	AUTRE	
COMMODITY TOTAL			2,008	3,516	3,600	9,124		TOTAL DE MARCHANDISE
EQUIPMENT MISC.	OTHER		39	2	748	789	AUTRE	MATERIEL DIVERS
PERSONAL, HSEHOLD GOODS	OTHER		141	116		257	AUTRE	ART. PERS. ET MENAGERS
FIREARMS, AMMUNITION	OTHER			25		25	AUTRE	ARMES A FEU, MUNITIONS
MISC. END PRODUCTS NES	OTHER		123	1		124	AUTRE	PRODUITS FINIS DIV. NDA
GENERAL CARGO	OTHER		1,624	42		1,666	AUTRE	MARCHANDISES DIVERSES
CONTAINERIZED FREIGHT	OTHER		1,136	975		2,111	AUTRE	FRET CONTENEURESE
COUNTRY/REGION TOTAL			131,405*	15,015*	4,351*	150,771*		TOTAL DE PAYS/REGION
YUGOSLAVIA								YUGOSLAVIE
FRUITS, PREP. CANNED	OTHER			58	19	77	AUTRE	FRUITS PREP. EN BOITE
SPICES	OTHER			11	26	37	AUTRE	EPICES
MISC. FOOD PREP. NES	OTHER		447	292	54	793	AUTRE	DIV. PREP. ALIM. NDA
NON-ALCOHOLIC BEVERAGE	OTHER			320		320	AUTRE	BOISSONS NON-ALCOOLIQ.

TABLE 2. CARGOES UNLOADED AT CANADIAN PORTS FROM FOREIGN COUNTRIES, IN 1976.

TABLEAU 2. MARCHANDISES DECHARGEES DANS LES PORTS CANADIENS EN PROVENANCE DE PAYS ETRANGERS, EN 1976.

COUNTRY OF ORIGIN AND KIND OF CARGO	REGISTRY OF VESSEL	ATLANTIC ATLANTIQUE	GREAT LAKES GRANDS LACS	PACIFIC PACIFIQUE	TOTAL TOTAL	IMMATIC. DU NAVIRE	PAYS D'ORIGINE ET MARCHANDISE
YUGOSLAVIA CONT.							
WIRES	OTHER	55	659	34	748	AUTRE	YUGOSLAVIE SUITE
DIST. ALCOHOLIC BEV.	OTHER	5	234	8	247	AUTRE	VINS
CRUDE VEG. PROD. NES	OTHER	2			2	AUTRE	BOISS. ALCOOL. OIST.
WOOD FAB. MATERIALS	OTHER		22		22	AUTRE	PR. BRUTS DRIG. VEG. NDA
BLDG. PAPER AND BOARD	OTHER	880			880	AUTRE	DEMI-PRODUITS EN BOIS
TEXTILE FAB. MTL NES	OTHER	877	20		897	AUTRE	PLAQ. CCASTR., PAP/CART.
OILS, FATS, WAXES NES	OTHER	2			2	AUTRE	OUVR. EN MAT. TEXT. NDA
FERRO-ALLOYS	OTHER	1,387			1,387	AUTRE	HUIL. MAT. GRAS. CIRE NDA
PIPES, TUBES: IRON, STEEL	OTHER	668			668	AUTRE	FERRO-ALLIAGES
COPPER AND ALLOYS	OTHER	377			377	AUTRE	TUYAUX, TUBES: FER, ACIER
METAL FAB. BASIC PROD.	OTHER	662	106		768	AUTRE	CUIVRE ET ALLIAGES
CEMENT BASIC PROD.	OTHER		111		111	AUTRE	OUVR. DE BASE EN METAL
MACHINERY NES	OTHER	197	361		558	AUTRE	OUVR. DE BASE CIMENT
PASS. AUTOS AND CHASSIS	OTHER	2	10		12	AUTRE	MACHINES NDA
SHIPS, AIRCRAFT, MIS. VEH	OTHER	524			524	AUTRE	VOITURES PART., CHASSIS
EQUIPMENT MISC.	OTHER	98	90		188	AUTRE	NAVIRES, AVIONS, VEH. DIV
PERSONAL, HOUSEHOLD GOODS	OTHER	471	176	9	656	AUTRE	MATERIEL DIVERS
MISC. END PRODUCTS NES	OTHER	21			21	AUTRE	ART. PERS. ET MENAGERS
GENERAL CARGO	OTHER	4			4	AUTRE	PRODUITS FINIS DIV. NDA
CONTAINERIZED FREIGHT	OTHER	1,861	1,369		3,230	AUTRE	MARCHANDISES DIVERSES
COUNTRY/REGION TOTAL		8,540*	3,799*	150*	12,489*		FRET CONTENEURESE
BAHRAIN							
NUTS, EXC. OIL NUTS NES	NORW			6	6	NORV	BAHREIN
METAL FAB. BASIC PROD.	NORW	9			9	NORV	NOIX, SAUF OLEAG. NDA
COUNTRY/REGION TOTAL		9*	*	6*	15*		OUVR. DE BASE EN METAL
ETHIOPIA							
COFFEE	NETH			225	225	P. BAS	ETHIOPIE
COUNTRY/REGION TOTAL		*	*	225*	225*		CAFE
IRAN							
CRUDE PETROLEUM	U K	554,614			554,614	R U	IRAN
	DENMK	305,883			305,883	DANMK	PETROLE BRUT
	NORW	121,892			121,892	NORV	
	LIBER	2,918,311			2,918,311	LIBER	
	OTHER	2,010,285			2,010,285	AUTRE	
COMMODITY TOTAL		5,910,985			5,910,985		TOTAL DE MARCHANDISE
COUNTRY/REGION TOTAL		5,910,985*	*	*	5,910,985*		TOTAL DE PAYS/REGION
ISRAEL							
DAIRY PROD. EGGS, HONEY	OTHER	62			62	AUTRE	ISRAEL
FRESH FRUITS, BERRIES	NORW	2,906			2,906	NORV	PROD. LAIT., OEUF, MIEL
TEXTILE FIBRES NES	OTHER	556			556	AUTRE	FRUITS, BAIES FRAIS
CRUDE PETROLEUM	PANAM	30,227			30,227	PANAM	FIBRES TEXTILES NDA
CONTAINERIZED FREIGHT	GER	4,309			4,309	ALL	PETROLE BRUT
	LIBER	6,416			6,416	LIBER	FRET CONTENEURESE
	OTHER	7,667			7,667	AUTRE	
COMMODITY TOTAL		18,392			18,392		TOTAL DE MARCHANDISE
COUNTRY/REGION TOTAL		52,143*	*	*	52,143*		TOTAL DE PAYS/REGION
KUWAIT							
CRUDE PETROLEUM	ITALY	84,657			84,657	ITAL	KOWEIT
	OTHER	214,387			214,387	AUTRE	PETROLE BRUT
COMMODITY TOTAL		299,044			299,044		TOTAL DE MARCHANDISE
COUNTRY/REGION TOTAL		299,044*	*	*	299,044*		TOTAL DE PAYS/REGION
LEBANON							
VEGETABLES, DRIED	OTHER			8	8	AUTRE	LIBAN
COUNTRY/REGION TOTAL		*	*	8*	8*		LEGUMES, SECS
LIBYA							
CRUDE PETROLEUM	GREEK	33,376			33,376	GREQ	LIBYE
	ITALY	78,055			78,055	ITAL	PETROLE BRUT
	NORW	57,303			57,303	NORV	
	LIBER	129,283			129,283	LIBER	
	JAPAN	85,511			85,511	JAPON	
	PANAM	87,828			87,828	PANAM	
	U S A	154,172			154,172	E-U	
COMMODITY TOTAL		625,528			625,528		TOTAL DE MARCHANDISE
COUNTRY/REGION TOTAL		625,528*	*	*	625,528*		TOTAL DE PAYS/REGION

TABLE 2. CARGOES UNLOADED AT CANADIAN PORTS FROM FOREIGN COUNTRIES, IN 1976.

TABLEAU 2. MARCHANDISES DECHARGEES DANS LES PORTS CANADIENS EN PROVENANCE DE PAYS ETRANGERS, EN 1976.

COUNTRY OF ORIGIN AND KIND OF CARGO	REGISTRY OF VESSEL	ATLANTIC ATLANTIQUE	GREAT LAKES GRANDS LACS	PACIFIC PACIFIQUE	TOTAL TOTAL	IMMATIC. DU NAVIRE	PAYS D'ORIGINE ET MARCHANDISE
SAUDI ARABIA							ARABIE SAOUDITE
CRUDE PETROLEUM	U K	235,200			235,200	R U	PETROLE BRUT
	ITALY	265,183			265,183	ITAL	
	SWEDN	515,803			515,803	SUEDE	
	LIBER	2,746,513			2,746,513	LIBER	
	JAPAN	420,196			420,196	JAPON	
COMMODITY TOTAL		4,182,895			4,182,895		TOTAL DE MARCHANDISE
EQUIPMENT MISC.	NORW	10			10	NORV	MATERIEL DIVERS
PERSONAL/HSEHOLD GOODS	NORW	1			1	NORV	ART.PERS.ET MENAGERS
COUNTRY/REGION TOTAL		4,182,906*			4,182,906*		TOTAL DE PAYS/REGION
SOMALIA							SOMALIE
COFFEE	OTHER	20			20	AUTRE	CAFE
COUNTRY/REGION TOTAL		20*			20*		TOTAL DE PAYS/REGION
TURKEY							TURQUIE
CEREALS MILLED,NES	OTHER	17			17	AUTRE	CEREALES MOULUES, NDA
DRIED FRUITS	OTHER	11			11	AUTRE	FRUITS SECS
SPICES	LIBER	2			2	LIBER	EPICES
MISC.FOOD PREP.NES	OTHER	11			11	AUTRE	DIV.PREP.ALIM.NDA
TEXTILE FIBRES NES	OTHER	1,446	3,527		4,973	AUTRE	FIBRES TEXTILES NDA
ORES AND CONC.NES	OTHER		7,363		7,363	AUTRE	MINERAIS ET CONC.NDA
TEXTILE FAB.MTL NES	OTHER	122			122	AUTRE	OUVREN.MAT.TEXT.NDA
NON-FERROUS METALS NES	OTHER	2			2	AUTRE	MET.AUX NON-FERREUX NOA
PASS.AUTOS AND CHASSIS	OTHER	2			2	AUTRE	VOITURES PART.,CHASSIS
EQUIPMENT MISC.	OTHER	113			113	AUTRE	MATERIEL DIVERS
PERSONAL/HSEHOLD GOODS	OTHER	3			3	AUTRE	ART.PERS.ET MENAGERS
GENERAL CARGO	OTHER	266			266	AUTRE	MARCHANDISES DIVERSES
COUNTRY/REGION TOTAL		1,995*	10,890*		12,885*		TOTAL DE PAYS/REGION
U.A.R. - EGYPT							R.A.U.- EGYPT
CRUDE PETROLEUM	OTHER	123,298			123,298	AUTRE	PETROLE BRUT
COUNTRY/REGION TOTAL		123,298*			123,298*		TOTAL DE PAYS/REGION
GHANA							GHANA
COCOA AND CHOCOLATE	OTHER	399	441		840	AUTRE	CACAO ET CHOCOLAT
COFFEE	U K	49			49	R U	CAFE
	OTHER	739			739	AUTRE	
COMMODITY TOTAL		788			788		TOTAL DE MARCHANDISE
LUMBER AND TIMBER	U K	248			248	R U	BOIS D'OEUVRE ET CHARP.
	OTHER	245			245	AUTRE	
COMMODITY TOTAL		493			493		TOTAL DE MARCHANDISE
ALUMINIUM	DENMK	550			550	DANMK	ALUMINIUM
PASS.AUTOS AND CHASSIS	U K	2			2	R U	VOITURES PART.,CHASSIS
EQUIPMENT MISC.	U K	57			57	R U	MATERIEL DIVERS
PERSONAL/HSEHOLD GOODS	U K	91			91	R U	ART.PERS.ET MENAGERS
	OTHER	22			22	AUTRE	
COMMODITY TOTAL		113			113		TOTAL DE MARCHANDISE
GENERAL CARGO	OTHER	1			1	AUTRE	MARCHANDISES DIVERSES
COUNTRY/REGION TOTAL		2,403*	441*		2,844*		TOTAL DE PAYS/REGION
KENYA							KENYA
WHEAT FLOUR	U K	46			46	R U	FARINE DE BLE
	GREEK	13			13	GREGC	
	NETH			39	39	P.BAS	
	NORW		7		7	NORV	
COMMODITY TOTAL		59	7	39	105		TOTAL DE MARCHANDISE
NUTS, EXC.OIL NUTS NES	NETH	13	19		20	P.BAS	NOIX, SAUF OLEAG.NDA
	NORW	21			21	NORV	
	LIBER	34	19	20	73	LIBER	
COMMODITY TOTAL		34	19	20	73		TOTAL DE MARCHANDISE
VEGETABLES, DRIED	U K	20			20	R U	LEGUMES, SECS
MOLASSES, CRUDE	OTHER	3,654			3,654	AUTRE	MELASSE, BRUTE
COFFEE	U K	1,383	185		1,568	R U	CAFE
	DENMK	353			353	DANMK	
	GREEK	505	8		513	GREGC	
	NETH			279	279	P.BAS	
	NORW	3,732	82		3,814	NORV	
	LIBER	508	47		555	LIBER	
	U S A	52			52	E-U	
COMMODITY TOTAL		6,533	322	279	7,134		TOTAL DE MARCHANDISE
TEA	U K	1,165	78		1,243	R U	THE
	DENMK	333			333	DANMK	
	GREEK	174	35		209	GREGC	
	NETH			65	65	P.BAS	
	NORW	4,283	242		4,525	NORV	
	LIBER	420	12		432	LIBER	

TABLE 2. CARGES UNLOADED AT CANADIAN PORTS FROM FOREIGN COUNTRIES, IN 1976.

TABLEAU 2. MARCHANDISES DECHARGEES DANS LES PORTS CANADIENS EN PROVENANCE DE PAYS ETRANGERS, EN 1976.

COUNTRY OF ORIGIN AND KIND OF CARGO	REGISTRY OF VESSEL	ATLANTIC ATLANTIQUE	GREAT LAKES GRANDS LACS	PACIFIC PACIFIQUE	TOTAL TOTAL	IMMATIC. DU NAVIRE	PAYS D'ORIGINE ET MARCHANDISE
KENYA							KENYA
CONT.							SUITE
COMMODITY TOTAL	U S A	47	11		58	E-U	TOTAL DE MARCHANDISE
SPICES	DENMK	6,422	378	68	6,868	DANMK	EPICES
	NETH	14		9	14	P.BAS	
COMMODITY TOTAL		14		9	23		TOTAL DE MARCHANDISE
MISC.FOOD PREP.NES	U K		21		21	R U	DIV.PREP.ALIM.NDA
	NORV		18		18	NORV	
COMMODITY TOTAL			39		39		TOTAL DE MARCHANDISE
SEEDS FOR SOWING NES	U K		73		73	R U	GRAINES DE SEMENCE NDA
WOOD FAB.MATERIALS	NORV		32		32	NORV	DEMI-PRODUITS EN BOIS
	LIBER		1		1	LIBER	
COMMODITY TOTAL			33		33		TOTAL DE MARCHANDISE
CORDAGE,TWINE,ROPE	NETH			1,389	1,389	P.BAS	CORDAGE,FICELLE,CORDE
	U S A		300		300	E-U	
COMMODITY TOTAL			300	1,389	1,689		TOTAL DE MARCHANDISE
JUTE WOVEN FABRICS	NORV		20		20	NORV	TISSUS DE JUTE
MACHINERY NES	DENMK	2			2	DANMK	MACHINES NDA
PERSONAL,HSEHOLD GOODS	U K	1	8		9	R U	ART.PERS.ET MENAGERS
	GREEK	2	3		5	GREQC	
	NETH			73	73	P.BAS	
	NORV	48	14		62	NORV	
	LIBER	2	4		6	LIBER	
COMMODITY TOTAL		53	29	73	155		TOTAL DE MARCHANDISE
MISC. END PRODUCTS NES	U K	1			1	R U	PRODUITS FINIS DIV.NDA
	NORV		34		34	NORV	
	U S A		190		190	E-U	
COMMODITY TOTAL		1	224		225		TOTAL DE MARCHANDISE
GENERAL CARGO	NETH			8	8	P.BAS	MARCHANDISES DIVERSES
	NORV		76		76	NORV	
COMMODITY TOTAL			76	8	84		TOTAL DE MARCHANDISE
COUNTRY/REGION TOTAL		16,792*	1,520*	1,885*	20,197*		TOTAL DE PAYS/REGION
MAURITIUS-DEP.							MAURICE ET DEP
RAW SUGAR	LIBER	4,520	11,200		15,720	LIBER	SUCRE BRUT
MOLASSES, CRUDE	OTHER	6,826			6,826	AUTRE	MELASSE, BRUTE
COUNTRY/REGION TOTAL		11,346*	11,200*	*	22,546*		TOTAL DE PAYS/REGION
NIGERIA							NIGERIA
COCA AND CHOCOLATE	U K	610			610	R U	CACAO ET CHOCOLAT
	OTHER	732			732	AUTRE	
COMMODITY TOTAL		1,342			1,342		TOTAL DE MARCHANDISE
COUNTRY/REGION TOTAL		1,342*	*	*	1,342*		TOTAL DE PAYS/REGION
SOUTH AFRICA							AFRIQUE DU SUD
FISH,FRESH OR FROZEN	NORV	10	4		14	NORV	POISSON,FRAIS OU CONG.
FISH,CANNED	NETH			40	40	P.BAS	POISSON EN BOITES
	NORV	136			136	NORV	
COMMODITY TOTAL		136		40	176		TOTAL DE MARCHANDISE
SHELL FISH,NES	U S A	7			7	E-U	MOLLUSQUES CRUST.,NDA
CHEESE	DENMK	69			69	DANMK	FROMAGE
APPLES	U K	5,398			5,398	R U	POMMES
	LIBER	700			700	LIBER	
COMMODITY TOTAL		6,098			6,098		TOTAL DE MARCHANDISE
FRESH FRUITS,BERRIES	DENMK	17			17	DANMK	FRUITS, BAIES FRAIS
	GER	2,825			2,825	ALL	
	NORV	7,321			7,321	NORV	
	LIBER	4,560			4,560	LIBER	
COMMODITY TOTAL		14,723			14,723		TOTAL DE MARCHANDISE
DRIED FRUITS	GREEK		56		56	GREQC	FRUITS SECS
	LIBER		58		58	LIBER	
COMMODITY TOTAL			114		114		TOTAL DE MARCHANDISE
FRUIT JUICES	U K	13			13	R U	JUS DE FRUIT
	DENMK	16			16	DANMK	
	NETH			10	10	P.BAS	
	NORV		97		97	NORV	
	U S A	64	31		95	E-U	
COMMODITY TOTAL		93	128	10	231		TOTAL DE MARCHANDISE
FRUIT,PRES.NOT CANNED	NORV	55			55	NORV	CONS. FRUITS NON BOITE
FRUITS, PREP. CANNED	U K	65			65	R U	FRUITS PREP. EN BOITE
	DENMK	37			37	DANMK	
	NETH			316	316	P.BAS	
	NORV	4,003	269		4,272	NORV	
COMMODITY TOTAL		4,105	269	316	4,690		TOTAL DE MARCHANDISE
NUTS,EXC.OIL NUTS NES	NETH			10	10	P.BAS	NOIX,SAUF GLEAG.NDA
	U S A		13		13	E-U	
COMMODITY TOTAL			13	10	23		TOTAL DE MARCHANDISE
VEGETABLES, FRESH	DENMK	20			20	DANMK	LEGUMES, FRAIS
	U S A	55			55	E-U	
COMMODITY TOTAL		75			75		TOTAL DE MARCHANDISE
VEGETABLE PREP.NES	DENMK	158			158	DANMK	PREP. DE LEGUMES NDA

TABLE 2. CARGOES UNLOADED AT CANADIAN PORTS FROM FOREIGN COUNTRIES, IN 1976.

COUNTRY OF ORIGIN AND KIND OF CARGO		REGISTRY OF VESSEL	ATLANTIC ATLANTIQUE	GREAT LAKES GRANDS LACS	PACIFIC PACIFIQUE	TOTAL TOTAL	IMMATIC. DU NAVIRE	PAYS D'ORIGINE ET MARCHANDISE
SOUTH AFRICA CCNT.		NORW	23	71		94	NORV	AFRIQUE DU SUD SUITE
COMMODITY TOTAL			181	71		252		TOTAL DE MARCHANDISE
RAW SUGAR		U K	34,248	27,914		62,162	R U	SUCRE BRUT
		GREEK	80,715	31,644		112,359	GREEC	
		LIBER	30,229	20,496		50,725	LIBER	
		OTHER	42,859	46,840		89,699	AUTRE	
COMMODITY TOTAL			188,051	126,894		314,945		TOTAL DE MARCHANDISE
SUGAR PREPARATIONS		U K	13			13	R U	PREP. A BASE DE SUCRE
		NETH			2	2	P.BAS	
		NORW	2	6		8	NORV	
		U S A	7			7	E-U	
COMMODITY TOTAL			22	6	2	30		TOTAL DE MARCHANDISE
COFFEE		NORW	1,547			1,547	NORV	CAFE
TEA		DENMK	1			1	DANMK	THE
COMMODITY TOTAL		NORW	122	12		134	NORV	TOTAL DE MARCHANDISE
SPICES		NETH	123	12		135		EPICES
		NORW	30	23	3	53	P.BAS	
		U S A	6	17		23	NORV	
COMMODITY TOTAL			36	40	3	79		TOTAL DE MARCHANDISE
MISC.FOOD PREP.NES		U K	19	24		43	R U	DIV.PREP.ALIM.NOA
		DENMK	25			25	DANMK	
		GREEK		55		55	GREEC	
		NETH			88	88	P.BAS	
		NORW	25	601		626	NORV	
COMMODITY TOTAL			69	680	88	837		TOTAL DE MARCHANDISE
NON-ALCOHOLIC BEVERAGE WINES		NORW	3			3	NORV	BOISSONS NON-ALCOCLIC.
		U K	202	206		408	R U	VINS
		DENMK	54			54	DANMK	
		NETH			208	208	P.BAS	
		NORW		1,064		1,064	NORV	
		LIBER	67			67	LIBER	
		U S A	1			1	E-U	
COMMODITY TOTAL			324	1,270	208	1,802		TOTAL DE MARCHANDISE
DIST.ALCOHOLIC BEV.		U K	137			137	R U	BOISS.ALCOOL.DIST.
		DENMK	141			141	DANMK	
		GREEK	42			42	GREEC	
		NETH			98	98	P.BAS	
		NORW	508	130		638	NORV	
		LIBER	62			62	LIBER	
COMMODITY TOTAL			890	130	98	1,118		TOTAL DE MARCHANDISE
TOBACCO NES		NORW	378			378	NORV	TOBACCO NES
RUBBER,ALLIED GUMS,NAT		U K	1			1	R U	CAOUTCHOUC GOMMES NAT.
CRUDE VEG.PROD.NES		NORW	3	6		9	NORV	PR.BRUTS ORIG.VEG.NDA
WOOL AND ANIMAL HAIR		U K	5			5	R U	LAIN.E,PILS ANIMAL
		DENMK	15			15	DANMK	
		GREEK	3	3		6	GREEC	
		NETH			2	2	P.BAS	
		NORW	1,295	190		1,485	NORV	
		LIBER		12		12	LIBER	
COMMODITY TOTAL			1,318	205	2	1,525		TOTAL DE MARCHANDISE
TEXTILE FIBRES NES		NORW	10			10	NORV	FIBRES TEXTILES NDA
MANGANESE ORE		U K	47			47	R U	MINERAI DE MANGANESE
		DENMK	151			151	DANMK	
		GREEK	2,027			2,027	GREEC	
		NORW	622	763		1,385	NORV	
		PANAM	2,162			2,162	PANAM	
		U S A	204	360		564	E-U	
COMMODITY TOTAL			5,213	1,123		6,336		TOTAL DE MARCHANDISE
NICKEL-COPPER ORE DRES AND CONC.NES		NETH			46	46	P.BAS	MINERAI DE CUIVRE-NICKEL
		GREEK	15,402	2,215		17,617	GREEC	MINERAIS ET CONC.NDA
		NORW	12	352		364	NORV	
		U S A		110		110	E-U	
COMMODITY TOTAL			15,414	2,677		18,091		TOTAL DE MARCHANDISE
ASBESTOS		U K	391			391	R U	AMIANTE
		DENMK	339			339	DANMK	
		GREEK	177			177	GREEC	
		NORW	4,483			4,483	NORV	
		LIBER	282			282	LIBER	
COMMODITY TOTAL			5,672			5,672		TOTAL DE MARCHANDISE
STONE,CRUDE NES		NORW	2,912			2,912	NORV	PIERRE BRUTE NDA
		OTHER	4,398			4,398	AUTRE	
COMMODITY TOTAL			7,310			7,310		TOTAL DE MARCHANDISE
CRUDE NON-MET.MIN.NES		GREEK	3,585			3,585	GREEC	MIN.NON-MET.BRUTS NDA
		PANAM	6,390			6,390	PANAM	
COMMODITY TOTAL			9,975			9,975		TOTAL DE MARCHANDISE
LEATHER		U K	2			2	R U	CUIR
VENEER,PLYWOOD		U K	2			2	R U	PLACAGES,CONTRE-PLAQ.
		DENMK	7			7	DANMK	
		GREEK	34	13		47	GREEC	
		NORW	1,080	1		1,081	NORV	
COMMODITY TOTAL			1,123	14		1,137		TOTAL DE MARCHANDISE
PULP		U K		1,108		1,108	R U	PATE
		NORW		9,515		9,515	NORV	
COMMODITY TOTAL				10,623		10,623		TOTAL DE MARCHANDISE
PAPER NES		NORW		12		12	NORV	PAPIER NDA

TABLE 2. CARGOES UNLOADED AT CANADIAN PORTS FROM FOREIGN COUNTRIES, IN 1976.

TABLEAU 2. MARCHANDISES DECHARGEES DANS LES PORTS CANADIENS EN PROVENANCE DE PAYS ETRANGERS, EN 1976.

COUNTRY OF ORIGIN AND KIND OF CARGO	REGISTRY OF VESSEL	ATLANTIC ATLANTIQUE	GREAT LAKES GRANDS LACS	PACIFIC PACIFIQUE	TOTAL TOTAL	IMMATIC. DU NAVIRE	PAYS D'ORIGINE ET MARCHANDISE
SOUTH AFRICA CONT.	NORW	3	7		10	NORV	AFRIQUE DU SUD SUITE
PAPERBOARD	NETH				1	P.BAS	CARTON
CORDAGE, TWINE, ROPE	DENMK			1	6	DANMK	CORDAGE, FICELLE, COROE
TEXTILE FAB. MTL NES	NORW	6			25	NORV	OUVR. EN MAT. TEXT. NDA
COMMODITY TOTAL		31			31		TOTAL DE MARCHANDISE
OILS, FATS, WAXES NES	U K		83		83	R U	HUIL. MAT. GRAS. CIRE NDA
	DENMK	101			101	DANMK	
	NORW	261	1,249		1,510	NORV	
	U S A	43			43	E-U	
COMMODITY TOTAL		405	1,332		1,737		TOTAL DE MARCHANDISE
METALLIC SALTS	NORW	40			40	NORV	SELS METALLIQUES
INORGANIC CHEMS. NES	NORW	139	7		146	NORV	PROD. CHIM. INORG. NDA
ORGANIC CHEMICALS NES	U K	144			144	R U	PROD. CHIM. ORGAN. NDA
AGRICULTURAL CHEMICALS	NORW	20			20	NORV	PROD. CHIM. AGRICOLES
	U S A	9			9	E-U	
COMMODITY TOTAL		29			29		TOTAL DE MARCHANDISE
PLASTIC MATERIALS	NORW	17			17	NORV	MATIERES PLASTIQUES
	LIBER		1		1	LIBER	
COMMODITY TOTAL		17	1		18		TOTAL DE MARCHANDISE
CHEM. SPECIALTIES NES	NETH			46	46	P.BAS	PROD. CHIM. SPECIAUX NDA
	NORW	92	63		155	NORV	
COMMODITY TOTAL		92	63	46	201		TOTAL DE MARCHANDISE
CASTINGS, FORGINGS	LIBER	58			58	LIBER	MOUL. PIECES FORGEES
BAR AND RODS, STEEL	NORW	1,085	53		1,138	NORV	BARRES ET TIGES ACIER
PLATE & SHEET STEEL	GREEK		66		66	GRECQ	
	NETH			309	309	P.BAS	TOLES, FEUILLES D'ACIER
	NORW		585		585	NORV	
	U S A	6			6	E-U	
COMMODITY TOTAL		6	651	309	966		TOTAL DE MARCHANDISE
STRUCTURAL SHAPES	NORW	1,736			1,736	NORV	PROFILES DE CONSTRUCT.
WIRE	U K	6			6	R U	FIL METALLIQUE
	NORW	61	13		74	NORV	
	LIBER		7		7	LIBER	
COMMODITY TOTAL		67	20		87		TOTAL DE MARCHANDISE
COPPER AND ALLDYS	NORW	20			20	NORV	CUIVRE ET ALLIAGES
NON-FERROUS METALS NES	U K	103			103	R U	METAUX NON-FERREUX NDA
	GREEK		367		367	GRECQ	
	NORW	2,779	2,969		5,748	NORV	
COMMODITY TOTAL		2,882	3,336		6,218		TOTAL DE MARCHANDISE
METAL FAB. BASIC PROD.	U K	18	12		30	R U	OUVR. DE BASE EN METAL
	GREEK	17			17	GRECQ	
	NORW		45		45	NORV	
	LIBER		5		5	LIBER	
COMMODITY TOTAL		35	62		97		TOTAL DE MARCHANDISE
GLASS BASIC PRODUCTS	NETH			32	32	P.BAS	OUVR. DE BASE EN VERRE
ASBESTOS BASIC PROD.	NORW	470			470	NORV	OUVR. DE BASE AMIANTE
NCA-MET. MIN. BASIC PROD	NORW	1,163	3		1,166	NORV	PROD. MIN. NON-MET. BASE
MACHINERY NES	DENMK	43			43	DANMK	MACHINES NDA
	NETH			140	140	P.BAS	
	NORW	55	159		214	NORV	
	LIBER		2		2	LIBER	
	U S A	3	1		4	E-U	
COMMODITY TOTAL		101	162	140	403		TOTAL DE MARCHANDISE
PASS. AUTOS AND CHASSIS	GREEK		3		3	GRECQ	VOITURES PART., CHASSIS
	NORW		3		3	NORV	
	LIBER		2		2	LIBER	
COMMODITY TOTAL			8		8		TOTAL DE MARCHANDISE
MOTOR VEHICLE ENGINES	NETH			28	28	P.BAS	MOTEURS DE VEH. AUTOM.
	NORW	822	70		892	NORV	
	LIBER	23	11		34	LIBER	
COMMODITY TOTAL		845	81	28	954		TOTAL DE MARCHANDISE
EQUIPMENT MISC.	NETH			11	11	P.BAS	MATERIEL DIVERS
	NORW	70	9		79	NORV	
COMMODITY TOTAL		70	9	11	90		TOTAL DE MARCHANDISE
PERSONAL, HOUSEHOLD GOODS	U K		3		3	R U	ART. PERS. ET MENAGERS
	DENMK	4			4	DANMK	
	GREEK		4		4	GRECQ	
	NETH			40	40	P.BAS	
	NORW	131	113		244	NORV	
	LIBER	1	5		6	LIBER	
	U S A		6		6	E-U	
COMMODITY TOTAL		136	131	40	307		TOTAL DE MARCHANDISE
CONTAINERS, CLOSURES	NORW	3			3	NORV	CONTENEURS, FERMETURES
MISC. END PRODUCTS NES	DENMK	3			3	DANMK	PRODUITS FINIS D'IV. NDA
	GREEK	43			43	GRECQ	
	NETH			6	6	P.BAS	
	NORW	28	34		62	NORV	
COMMODITY TOTAL		74	34	6	114		TOTAL DE MARCHANDISE
GENERAL CARGO	NETH			47	47	P.BAS	MARCHANDISES DIVERSES
	NORW	10	159		169	NORV	
COMMODITY TOTAL		10	159	47	216		TOTAL DE MARCHANDISE
CONTAINERIZED FREIGHT	U K		75		75	R U	FRET CONTENEURESE
	GREEK		79		79	GRECQ	
	NORW	2,882	1,857		4,739	NORV	
	LIBER		104		104	LIBER	
COMMODITY TOTAL		2,882	2,115		4,997		TOTAL DE MARCHANDISE
COUNTRY/REGION TOTAL		275,579*	152,531*	1,483*	429,593*		TOTAL DE PAYS/REGION

TABLE 2. CARGOES UNLOADED AT CANADIAN PORTS FROM FOREIGN COUNTRIES, IN 1976.

TABLEAU 2. MARCHANDISES DECHARGEES DANS LES PORTS CANADIENS EN PROVENANCE DE PAYS ETRANGERS, EN 1976.							
COUNTRY OF ORIGIN AND KIND OF CARGO	REGISTRY OF VESSEL	ATLANTIC ATLANTIQUE	GREAT LAKES GRANOS LACS	PACIFIC PACIFIQUE	TOTAL TOTAL	IMMATIC. DU NAVIRE	PAYS D'ORIGINE ET MARCHANDISE
SIERRA LEONE COFFEE	DENMK	453			453	DANMK	SIERRA LEONE CAFE
ALUMINA, BAUXITE ORES	NORW	82,817			82,817	NORV	MINERAIS ALUMINE, BAUX.
COUNTRY/REGION TOTAL		83,270*	*	*	83,270*		TOTAL DE PAYS/REGION
TANZANIA NUTS, EXC. OIL NUTS NES	NORW	142	266		408	NORV	TANZANIE NOIX, SAUF CLEAG. NDA
VEGETABLES, DRIED	NORW	145			145	NORV	LEGUMES, SECS
MELASSES, CRUDE	OTHER	4,001			4,001	AUTRE	MELASSE, BRUTE
COFFEE	NETH			352	352	P.BAS	CAFE
	NORW	1,138	29		1,167	NORV	
	LIBER	162			162	LIBER	
COMMODITY TOTAL		1,300	29	352	1,681		TOTAL DE MARCHANDISE
TEA	NETH			1	1	P.BAS	THE
	NORW	1,391	118		1,509	NORV	
	LIBER	4			4	LIBER	
COMMODITY TOTAL		1,395	118	1	1,514		TOTAL DE MARCHANDISE
TEXTILE FIBRES NES	NETH			117	117	P.BAS	FIBRES TEXTILES NDA
	NORW	1,769			1,769	NORV	
COMMODITY TOTAL		1,769		117	1,886		TOTAL DE MARCHANDISE
CORDAGE, TWINE, ROPE	GREEK	869			869	GRECC	CORDAGE, FICELLE, CORDE
	NETH			2,954	2,954	P.BAS	
	NORW	711	201		912	NORV	
	U S A		670		670	E-U	
COMMODITY TOTAL		1,580	871	2,954	5,405		TOTAL DE MARCHANDISE
JUTE WOVEN FABRICS	NETH			1,197	1,197	P.BAS	TISSUS DE JUTE
TEXTILE FAB. MTL NES	NORW		101		101	NORV	OUVR. EN MAT. TEXT. NDA
ASBESTOS BASIC PRDD.	NORW	66			66	NORV	OUVR. DE BASE AMIANTE
MACHINERY NES	NORW	49			49	NORV	MACHINES NDA
PERSONAL, HOUSEHOLD GOODS	NETH			140	140	P.BAS	ART. PERS. ET MENAGERS
	NORW	9	13		22	NORV	
COMMODITY TOTAL		9	13	140	162		TOTAL DE MARCHANDISE
MISC. END PRODUCTS NES	NORW		4		4	NORV	PRODUITS FINIS DIV. NDA
GENERAL CARGO	NETH			2	2	P.BAS	MARCHANDISES DIVERSES
	NORW		6		6	NORV	
COMMODITY TOTAL			6	2	8		TOTAL DE MARCHANDISE
COUNTRY/REGION TOTAL		10,456*	1,408*	4,763*	16,627*		TOTAL DE PAYS/REGION
ALGERIA CRUDE PETROLEUM	U K	43,456			43,456	R U	ALGERIE PETROLE BRUT
	LIBER	277,084			277,084	LIBER	
	OTHER	254,625			254,625	AUTRE	
COMMODITY TOTAL		575,165			575,165		TOTAL DE MARCHANDISE
COUNTRY/REGION TOTAL		575,165*	*	*	575,165*		TOTAL DE PAYS/REGION
ANGOLA MANGANESE ORE	GREEK	18,479			18,479	GRECC	ANGOLA MINERAIS DE MANGANESE
COUNTRY/REGION TOTAL		18,479*	*	*	18,479*		TOTAL DE PAYS/REGION
CAMEROON COFFEE	U K	1,291			1,291	R U	CAMEROUN CAFE
	DENMK	954			954	DANMK	
	GREEK	242			242	GRECC	
COMMODITY TOTAL		2,487			2,487		TOTAL DE MARCHANDISE
VENEER, PLYWOOD	DENMK	180			180	DANMK	PLACAGES, CONTRE-PLAQ.
PERSONAL, HOUSEHOLD GOODS	DENMK	4			4	DANMK	ART. PERS. ET MENAGERS
	GREEK	7			7	GRECC	
COMMODITY TOTAL		11			11		TOTAL DE MARCHANDISE
COUNTRY/REGION TOTAL		2,678*	*	*	2,678*		TOTAL DE PAYS/REGION
ZAIRE COFFEE	U K	1,056			1,056	R U	ZAIRE CAFE
	DENMK	921			921	DANMK	
	OTHER	1,574			1,574	AUTRE	
COMMODITY TOTAL		3,551			3,551		TOTAL DE MARCHANDISE
COUNTRY/REGION TOTAL		3,551*	*	*	3,551*		TOTAL DE PAYS/REGION
FR. AFRICA NES COFFEE	NETH			101	101	P.BAS	AFRIQUE FR. NDA CAFE
MANGANESE ORE	GREEK	27,916			27,916	GRECC	MINERAIS DE MANGANESE
	LIBER	75,877			75,877	LIBER	
	OTHER	27,713			27,713	AUTRE	
COMMODITY TOTAL		131,506			131,506		TOTAL DE MARCHANDISE
VENEER, PLYWOOD	GREEK					GRECC	PLACAGES, CONTRE-PLAQ.
PERSONAL, HOUSEHOLD GOODS	GREEK					GRECC	ART. PERS. ET MENAGERS

TABLE 2. CARGOES UNLOADED AT CANADIAN PORTS FROM FOREIGN COUNTRIES, IN 1976.

TABLEAU 2. MARCHANDISES DECHARGEES DANS LES PORTS CANADIENS EN PROVENANCE DE PAYS ETRANGERS, EN 1976.							
COUNTRY OF ORIGIN AND KIND OF CARGO	REGISTRY OF VESSEL	ATLANTIC ATLANTIQUE	GREAT LAKES GRANDS LACS	PACIFIC PACIFIQUE	TOTAL TOTAL	IMMATIC. DU NAVIRE	PAYS D'ORIGINE ET MARCHANDISE
FR. AFRICA NES CCNT.							AFRIQUE FR.NDA SUITE
COUNTRY/REGION TOTAL		131,574*	*	101*	131,675*		TOTAL DE PAYS/REGION
GABON							GABON
CRUDE PETROLEUM	NORW SWEDN LIBER OTHER	210,614 104,196 374,830 327,125			210,614 104,196 374,830 327,125	NDRV SUEDE LIBER AUTRE	PETROLE BRUT
COMMODITY TOTAL		1,016,765			1,016,765		TOTAL DE MARCHANDISE
COUNTRY/REGION TOTAL		1,016,765*	*	*	1,016,765*		TOTAL DE PAYS/REGION
GUINEA							GUINEE
ALUMINA,BAUXITE ORES	U K DENMK GREEK NETH NDRW LIBER	23,999 59,205 189,476 14,560 155,094 127,689			23,999 59,205 189,476 14,560 155,094 127,689	R U DANMK GRECC P.BAS NORV LIBER	MINERAIS ALUMINE,BAUX.
COMMODITY TOTAL		570,023			570,023		TOTAL DE MARCHANDISE
COUNTRY/REGION TOTAL		570,023*	*	*	570,023*		TOTAL DE PAYS/REGION
IVORY COAST							COTE-D'IVOIRE
FRUITS, PREP. CANNED COCOA AND CHOCOLATE	GREEK U K DENMK U S A	9 559 226 101		110	9 559 226 211	GRECC R U DANMK E-U	FRUITS PREP. EN BCITE CACAO ET CHOCOLAT
COMMODITY TOTAL		886		110	996		TOTAL DE MARCHANDISE
COFFEE	DENMK GREEK OTHER	1,376 226 112			1,376 226 112	DANMK GRECC AUTRE	CAFE
COMMODITY TOTAL		1,714			1,714		TOTAL DE MARCHANDISE
LUMBER AND TIMBER	U K DENMK GREEK U S A	222 176 298 139			222 176 298 139	R U DANMK GRECC E-U	BOIS OEUVRE ET CHAPP.
COMMODITY TOTAL		835			835		TOTAL DE MARCHANDISE
VENEER, PLYWOOD	DENMK GREEK	1,313 649			1,313 649	DANMK GRECC	PLACAGES,CONTRE-PLAQ.
COMMODITY TOTAL		1,962			1,962		TOTAL DE MARCHANDISE
PERSONAL,HOUSEHOLD GOODS	DENMK GREEK U S A	15 10 1			15 10 1	DANMK GRECC E-U	ART.PERS.ET MENAGERS
COMMODITY TOTAL		26			26		TOTAL DE MARCHANDISE
COUNTRY/REGION TOTAL		5,432*	110*	*	5,542*		TOTAL DE PAYS/REGION
LIBERIA							LIBERIA
RUBBER,ALLIED GUMS,NAT	U K OTHER	929 563			929 563	R U AUTRE	CADOUTCHOUQ GOMMES NAT.
COMMODITY TOTAL		1,492			1,492		TOTAL DE MARCHANDISE
IRON ORE AND CONC	U K GREEK NDRW LIBER	51,554 46,962 347,939 45,360			51,554 46,962 347,939 45,360	R U GRECC NORV LIBER	MINERAL,CONC.DE FER
COMMODITY TOTAL		491,815			491,815		TOTAL DE MARCHANDISE
EXPLOS., FUSES, CAPS PERSONAL,HOUSEHOLD GOODS	OTHER U S A OTHER	235 4 6			235 4 6	AUTRE E-U AUTRE	EXPLOS.,AMORCES,DET. ART.PERS.ET MENAGERS
COMMODITY TOTAL		10			10		TOTAL DE MARCHANDISE
CONTAINERIZED FREIGHT	U K	33			33	R U	FRET CONTENEUREUSE
COUNTRY/REGION TOTAL		493,585*	*	*	493,585*		TOTAL DE PAYS/REGION
MOROCCO							MAROC
FLUORSPAR ROAD MOTOR VEH. NES	GER U K	11,023 4			11,023 4	ALL R U	SPATH FLUOR VEH.AUTOM.ROUTIERS NOA
COUNTRY/REGION TOTAL		11,027*	*	*	11,027*		TOTAL DE PAYS/REGION
MOZAMBIQUE							MOZAMBIQUE
NUTS,EXC.OIL NUTS NES	NORW U S A	227 124	92 221		319 345	NORV E-U	NOIX,SAUF OLEAG.NDA
COMMODITY TOTAL		351	313		664		TOTAL DE MARCHANDISE
VEGETABLES, DRIED	NORW	22			22	NORV	LEGUMES, SECS
RAW SUGAR	GREEK	2,732	35,591		38,323	GRECC	SUCRE BRUT
TEA	NORW	41	14		55	NORV	THE
MISC.FOOD PREP.NES	NORW		33		33	NORV	ALV.PREP.AUTR.NDA
TEXTILE FIBRES NES	NORW	143			143	NORV	FIBRES TEXTILES NOA

TABLE 2. CARGOES UNLOADED AT CANADIAN PORTS FROM FOREIGN COUNTRIES, IN 1976.

TABLEAU 2. MARCHANDISES DECHARGEES DANS LES PORTS CANADIENS EN PROVENANCE DE PAYS ETRANGERS, EN 1976.

COUNTRY OF ORIGIN AND KIND OF CARGO	REGISTRY OF VESSEL	ATLANTIC ATLANTIQUE	GREAT LAKES GRANDS LACS	PACIFIC PACIFIQUE	TOTAL TOTAL	IMMATIC. DU NAVIRE	PAYS D'ORIGINE ET MARCHANDISE
MOZAMBIQUE							MOZAMBIQUE
ORES AND CONC.NES	GREEK LIBER	7,163			7,163	GRECQ LIBER	SUITE MINERAIS ET CONC.NDA
COMMODITY TOTAL		2,217			2,217		
CRUDE NON-MET.MIN.NES	LIBER PANAM	9,380			9,380	LIBER PANAM	TOTAL DE MARCHANDISE MIN.NON-MET.BRUTS NOA
COMMODITY TOTAL		872			872		
TEXTILE FAB.MTL NES	NORW	3,606			3,606	NORW	TOTAL DE MARCHANDISE OUVR.EN MAT.TEXT.NDA
NON-FERROUS METALS NES	NORW U S A	577	42		42	NORW E-U	METAUX NON-FERREUX NDA
COMMODITY TOTAL		204			204		
PERSONAL,HSEHOLD GOODS	NORW	781			781	NORW	TOTAL DE MARCHANDISE ART.PERS.ET MENAGERS
		3			3		
COUNTRY/REGION TOTAL		17,061*	35,988*	*	53,049*		TOTAL DE PAYS/REGION
SRI LANKA							SRI LANKA
FRESH FRUITS,BERRIES	U K LIBER		91		91	R U LIBER	FRUITS, BAIES FRAIS
DRIED FRUITS	CTHER	120			120	LIBER	FRUITS SECS
FRUITS, PREP. CANNED	U K	25	27		25	R U	FRUITS PREP. EN ECITE
NUTS,EXC.OIL NUTS NES	GREEK LIBER	29			56	GRECQ LIBER	NOIX,SAUF OLEAG.NDA
COMMODITY TOTAL		24			24		
TEA	U K DENMK GREEK NETH NORW LIBER U S A OTHER	52 105 2,654 457 546	32 59		84 164	LIBER	TOTAL DE MARCHANDISE THE
COMMODITY TOTAL		973	1		974		
SPICES	U K DENMK NETH LIBER	1,011 5,641	77 133		19 33 1,121 6,529	R U DANMK GREEQ P.BAS NORW LIBER E-U AUTRE	TOTAL DE MARCHANDISE EPICES
COMMODITY TOTAL		11 4	1		12 4		
WINES	U K DENMK NETH LIBER	4 19			4 10 30	R U DANMK P.BAS LIBER	TOTAL DE MARCHANDISE VINS
CRUDE ANIMAL PROD.NES	NETH OTHER	11 297			11 297	P.BAS AUTRE	PR.BRUTS ORIG.ANIM.NDA
RUBBER,ALLIED GUMS,NAT	U K DENMK GREEK LIBER OTHER	439 63 2 16 126 646	170 106 29		609 63 2 122 155 951	R U DANMK GREEQ LIBER AUTRE	CAOUTCHOUC GOMMES NAT.
COMMODITY TOTAL		802 58 860	10 10		802 58 860	R U AUTRE	TOTAL DE MARCHANDISE PR.BRUTS ORIG.VEG.NDA FIBRES TEXTILES NOA
CRUDE VEG.PROD.NES	U K U K OTHER	802 58			802 58	R U AUTRE	TOTAL DE MARCHANDISE DECHETS ET REBUTS NOA
TEXTILE FIBRES NES	OTHER	6 282			6 282	AUTRE	DEMI-PRODUITS EN BOIS
WASTE AND SCRAP NES	OTHER	6 282			6 282	AUTRE	COROAGE,FICELLE,CORDE
WOOD FAB.MATERIALS	NETH U K	6 273		44	6 273	AUTRE P.BAS R U	TISSUS DE JUTE
CORDAGE,TWINE,ROPE	GREEK LIBER OTHER	52 55 112			52 55 112	GRECQ LIBER AUTRE	
JUTE WOVEN FABRICS		492			492		
COMMODITY TOTAL		230 778	245 3,224 2,032 5,501		475 4,002 2,032 6,509	R U NORW LIBER	TOTAL DE MARCHANDISE HUIL.MAT.GRAS.VEG.NDA
VEG.OILS,FATS NES	U K NORW LIBER	230 778	245 3,224 2,032 5,501		475 4,002 2,032 6,509	R U NORW LIBER	TOTAL DE MARCHANDISE DERIVE PETR.CHARB.NDA
COMMODITY TOTAL		1,008 113 11 2 20 37 1 3 6 68 8 8 16 8 4 12			113 11 2 21 37 1 3 6 68 8 8 16 8 4 12	AUTRE LIBER AUTRE R U P.BAS NORW E-U AUTRE	TOTAL DE MARCHANDISE MOTEURS DE VEH.AUTOM. MATERIEL DIVERS ART.PERS.ET MENAGERS
PETROL.COAL PROD.NES	OTHER LIBER CTHER	113 11			113 11	AUTRE LIBER	TOTAL DE MARCHANDISE PRODUITS FINIS DIV.NDA
MOTOR VEHICLE ENGINES	CTHER	11 2			11 2	LIBER AUTRE	TOTAL DE MARCHANDISE MARCHANDISES DIVERSES
EQUIPMENT MISC.	U K	1 20			1 20	R U	
PERSONAL,HSEHOLD GOODS	NETH NORW U S A OTHER					P.BAS NORW E-U AUTRE	
COMMODITY TOTAL		1 8 8 8 4 4	20 8 8	47	6 68 8 8 4 12		
MISC. END PRODUCTS NES	DENMK LIBER	8 8			8 8	DANMK LIBER	
COMMODITY TOTAL		8 8			8 8		
GENERAL CARGO	NETH OTHER	4 4			4 4	P.BAS AUTRE	
COMMODITY TOTAL		4 4			4 4		
COUNTRY/REGION TOTAL		9,638*	6,130*	875*	16,643*		TOTAL DE PAYS/REGION
HONG KONG							HONG-KONG
FISH,FRESH OR FROZEN	U S A			10	10	E-U	POISSON,FRAIS OU CONG.
SHELL FISH,NES	NORW U S A	15			15	NORW E-U	MOLLUSQUES CRUST.,NDA
COMMODITY TOTAL		15			15		TOTAL DE MARCHANDISE CACAHUETTES
PEANUTS	OTHER		49		49	AUTRE	

TABLE 2. CARGOES UNLOADED AT CANADIAN PORTS FROM FOREIGN COUNTRIES, IN 1976.

TABLEAU 2. MARCHANDISES DECHARGÉES DANS LES PORTS CANADIENS EN PROVENANCE DE PAYS ÉTRANGERS, EN 1976.

COUNTRY OF ORIGIN AND KIND OF CARGO	REGISTRY OF VESSEL	ATLANTIC ATLANTIQUE	GREAT LAKES GRANDS LACS	PACIFIC PACIFIQUE	TOTAL TOTAL	IMMATIC. DU NAVIRE	PAYS D'ORIGINE ET MARCHANDISE
HONG KONG NUTS, EXC. OIL NUTS NES	GREEK JAPAN OTHER	37 14 670	165		202 14 824	GRECQ JAPON AUTRE	HONG-KONG NOIX, SAUF OLEAG. NDA
COMMODITY TOTAL		721	319		1,040		TOTAL DE MARCHANDISE
VEGETABLES, FROZEN	U S A GREEK NORW SWEDN U S A		298	46	46 298 6 13 89	E-U GRECQ NORV SUEDE E-U	LEGUMES, CONGÉLÉS PREP. DE LEGUMES NDA
COMMODITY TOTAL		19	298	89	406		TOTAL DE MARCHANDISE
SUGAR PREPARATIONS	NORW JAPAN	16 38			16 38	NORV JAPON	PREP. A BASE DE SUCRE
TEA	U K GREEK NORW SWEDN JAPAN U S A OTHER			251	251 259 763 30 490	R U GRECQ NORV SUEDE JAPON	THE DIV. PREP. ALIM. NDA
MISC. FOOD PREP. NES		259 64 30 82	408		259 763 30 490	GRECQ NORV SUEDE JAPON	
COMMODITY TOTAL		460	541	1,422	3,459	E-U AUTRE	TOTAL DE MARCHANDISE
RAW HIDES AND SKINS	JAPAN		3		3	JAPON	PEAUX ET CUIRS BRUT
CRUDE ANIMAL PROD. NES	NORW	8			8	NORV	PR. BRUTS ORIG. ANIM. NDA
SEEDS FOR SOWING NES	U S A OTHER		68	9	9 68	E-U AUTRE	GRAINES DE SEMENCE NOA
RUBBER, ALLIED GUMS, NAT	GREEK	17			17	GRECQ	CAOUTCHOUC GCMES NAT.
CRUDE VEG. PROD. NES	NORW SWEDN JAPAN OTHER	3 29 50 14			3 29 50 14	NORV SUEDE JAPON AUTRE	PR. BRUTS ORIG. VEG. NDA
COMMODITY TOTAL		63	50		113		TOTAL DE MARCHANDISE
WOOL AND ANIMAL HAIR	U S A U K			1 2	1 2	E-U R U	LAINES, POILS ANIMAL
TEXTILE FIBRES NES	GREEK NORW JAPAN U S A OTHER	500 38 539	8		500 38 547	GRECQ NORV JAPON	FIBRES TEXTILES NDA
COMMODITY TOTAL		1,077	8	65 142	1,294	E-U AUTRE	TOTAL DE MARCHANDISE
COTTON, TEXTILE WASTE	U K U S A OTHER				51 22 103	R U E-U AUTRE	DECHETS DE COTON, TEXT.
COMMODITY TOTAL				176	176		TOTAL DE MARCHANDISE
WASTE AND SCRAP NES	NORW	177			203	NORV	DECHETS ET REBUTS NDA
LEATHER	NORW SWEDN JAPAN	2 2 15			2 2 15	NORV SUEDE JAPON	CUIR
COMMODITY TOTAL		4	15		19		TOTAL DE MARCHANDISE
RUBBER FAB. MATERIALS	NORW	8			8	NORV	DEMI-PROD. CAOUTCHOUC
LUMBER AND TIMBER	U K			6	6	R U	BOIS OEUVRE ET CHARP.
VENEER, PLYWOOD	GREEK OTHER	81 68			81 68	GRECQ AUTRE	PLACAGES, CONTRE-PLAQ.
COMMODITY TOTAL		149			149		TOTAL DE MARCHANDISE
WOOD FAB. MATERIALS	U K NORW OTHER			15 1	15 24	R U NORV AUTRE	DEMI-PRODUITS EN BOIS
COMMODITY TOTAL		23	1	16	40		TOTAL DE MARCHANDISE
PAPER NES	U K NORW				6 2 8	R U NORV	PAPIER NDA
COMMODITY TOTAL				8	8		TOTAL DE MARCHANDISE
CORDAGE, TWINE, ROPE	NORW	5			5	NORV	CORDAGE, FICELLE, CORDE
TEXTILE FAB. MAT. NES	U K GREEK NORW SWEDN LIBER JAPAN U S A OTHER		363	1,084	33 4,531 1,224 117 33 1,336	R U GRECQ NORV SUEDE LIBER JAPON	OUVR. EN MAT. TEXT. NDA
COMMODITY TOTAL		4,168	363	1,084	4,531		TOTAL DE MARCHANDISE
OILS, FATS, WAXES NES	NORW	140			140	NORV	HUIL. MAT. GRAS. CIRE NDA
METALLIC SALTS	GREEK JAPAN OTHER		47 218 259	1,524	47 218 259	GRECQ JAPON AUTRE	SELS METALLIQUES
COMMODITY TOTAL		9	524		524		TOTAL DE MARCHANDISE
INORGANIC CHEMS. NES	GREEK U S A	56			56 51	GRECQ E-U	PROD. CHIM. INORG. NDA
COMMODITY TOTAL		56		51	107		TOTAL DE MARCHANDISE
AGRICULTURAL CHEMICALS	GREEK JAPAN U S A OTHER	392 56			392 56	GRECQ JAPON	PROD. CHIM. AGRICOLÉS
COMMODITY TOTAL		728		180	728	E-U AUTRE	TOTAL DE MARCHANDISE
PLASTIC MATERIALS	U K GREEK NORW SWEDN	1,176	22	79	100 22 53	R U GRECQ NORV	MATIERES PLASTIQUES
COMMODITY TOTAL		1,176	22	79	1,356		TOTAL DE MARCHANDISE

TABLE 2. CARGOES UNLOADED AT CANADIAN PORTS FROM FOREIGN COUNTRIES, IN 1976.

TABLEAU 2. MARCHANDISES DECHARGEES DANS LES PORTS CANADIENS EN PROVENANCE DE PAYS ETRANGERS, EN 1976.

COUNTRY OF ORIGIN AND KIND OF CARGO	REGISTRY OF VESSEL	ATLANTIC ATLANTIQUE	GREAT LAKES GRANDS LACS	PACIFIC PACIFIQUE	TOTAL TOTAL	IMMATIC. DU NAVIRE	PAYS D'ORIGINE ET MARCHANDISE
HONG KONG	CCNT.						HONG-KONG SUITE
	LIBER			83	83	LIBER	
	U S A			63	63	E-U	
	CTHER			98	98	AUTRE	
COMMODITY TOTAL		19	22	423	464		TOTAL DE MARCHANDISE
PLATE & SHEET STEEL	JAPAN		29		29	JAPON	TOLES, FEUILLES D'ACIER
STRUCTURAL SHAPES	JAPAN		37		37	JAPON	PROFILES DE CONSTRUCT.
METAL FAB. BASIC PROD.	U K			40	40	R U	OUVR. DE BASE EN METAL
	GREEK	79	49		128	GRECQ	
	NORW	38		1	39	NORV	
	SWEDN	21			21	SUEDE	
	JAPAN		8		8	JAPON	
	U S A			14	14	E-U	
	CTHER	25			25	AUTRE	
COMMODITY TOTAL		163	57	55	275		TOTAL DE MARCHANDISE
BRICKS, TILES NES	U K			4	4	R U	BRIGUES, TUILES NOA
NON-MET. MIN. BASIC PROD	GREEK		55		55	GRECQ	PROD. MIN. NON-MET. BASE
MISC. FABRICATED PROD.	JAPAN		117		117	JAPON	OUVRAGES DIVERS
MACHINERY NES	U K			22	22	R U	MACHINES NOA
	SWEDN	17			17	SUEDE	
	JAPAN		7		7	JAPON	
	CTHER		40		40	AUTRE	
COMMODITY TOTAL		17	47	22	86		TOTAL DE MARCHANDISE
PASS. AUTOS AND CHASSIS	GREEK	2			2	GRECQ	VOITURES PART., CHASSIS
	NORW	6			6	NORV	
COMMODITY TOTAL		8			8		TOTAL DE MARCHANDISE
SHIPS, AIRCRAFT, MIS. VEH	U S A			13	13	E-U	NAVIRES, AVIONS, VEH. DIV
EQUIPMENT MISC.	U K			95	95	R U	MATERIEL DIVERS
	GREEK	7			7	GRECQ	
	NORW	34		153	187	NORV	
	SWEDN	22			22	SUEDE	
	LIBER			7	7	LIBER	
	U S A			311	311	E-U	
	CTHER	20	1		27	AUTRE	
COMMODITY TOTAL		83	1	593	677		TOTAL DE MARCHANDISE
PERSONAL, HOUSEHOLD GOODS	U K			646	646	R U	ART. PERS. ET MENAGERS
	GREEK	1,273	96		1,369	GRECQ	
	NORW	420		542	962	NORV	
	SWEDN	227			227	SUEDE	
	LIBER			52	52	LIBER	
	JAPAN	263	53		316	JAPON	
	U S A			1,400	1,400	E-U	
	CTHER	186	22	95	303	AUTRE	
COMMODITY TOTAL		2,369	171	2,735	5,275		TOTAL DE MARCHANDISE
CONTAINERS, CLOSURES	U K			8	8	R U	CONTENEURS, FERMETURES
	NORW	7			7	NORV	
	SWEDN	6			6	SUEDE	
COMMODITY TOTAL		13		8	21		TOTAL DE MARCHANDISE
MISC. END PRODUCTS NES	U K			78	78	R U	PRODUITS FINIS DIV. NOA
	GREEK		63		63	GRECQ	
	NORW	85			85	NORV	
	SWEDN	33			33	SUEDE	
	LIBER			2	2	LIBER	
	JAPAN		25		25	JAPON	
	U S A			11	11	E-U	
	CTHER	3			3	AUTRE	
COMMODITY TOTAL		121	88	91	300		TOTAL DE MARCHANDISE
GENERAL CARGO	U K			1	1	R U	MARCHANDISES DIVERSES
	GREEK	64			64	GRECQ	
	NORW	9		15	24	NORV	
	JAPAN	65			65	JAPON	
	OTHER	79		51	130	AUTRE	
COMMODITY TOTAL		217		67	284		TOTAL DE MARCHANDISE
CONTAINERIZED FREIGHT	U K	140		3,538	3,678	R U	FRET CONTENEURESE
	GER	5,518			5,518	ALL	
	NORW			1,071	1,071	NORV	
	SWEDN	1,239			1,239	SUEDE	
	LIBER	7,906			8,050	LIBER	
	U S A			144	144	E-U	
	OTHER			1,427	1,427	AUTRE	
COMMODITY TOTAL		6,196		2,961	9,157		TOTAL DE MARCHANDISE
		20,999		9,121	30,120		
COUNTRY/REGION TOTAL		35,758*	3,432*	18,039*	57,229*		TOTAL DE PAYS/REGION
INDIA							INDE
CEREALS UNMILLED, NES	OTHER			113	113	AUTRE	CEREALES NON MOUL., NDA
DRIED FRUITS	CTHER			1	1	AUTRE	FRUITS SECS
FRUIT JUICES	OTHER			3	3	AUTRE	JUS DE FRUIT
FRUITS, PREP. CANNED	NORW			3	3	NORV	FRUITS PREP. EN BOITE
PEANUTS	CTHER		2,074		2,074	AUTRE	CACAHUETES
NUTS, EXC. OIL NUTS NES	U K	555	1,279		1,834	R U	NOIX, SAUF OLEAG. NDA
	DENMK	148			148	DANMK	
	GREEK	69	423		492	GRECQ	
	NETH			3	3	P. BAS	
	NORW	797		39	836	NORV	
	LIBER	34	238		272	LIBER	

TABLE 2. CARGOES UNLOADED AT CANADIAN PORTS FROM FOREIGN COUNTRIES, IN 1976.

TABLEAU 2. MARCHANDISES DECHARGEES DANS LES PORTS CANADIENS EN PROVENANCE DE PAYS ETRANGERS, EN 1976.

COUNTRY OF ORIGIN AND KIND OF CARGO	REGISTRY OF VESSEL	ATLANTIC ATLANTIQUE	GREAT LAKES GRANDS LACS	PACIFIC PACIFIQUE	TOTAL TOTAL	IMMATIC. DU NAVIRE	PAYS D'ORIGINE ET MARCHANDISE
INDIA	CONT.						INDE
	U S A			12	12	E-U	SUITE
	OTHER	996	2,872	1,795	5,663	AUTRE	
COMMODITY TOTAL		2,559	4,813	1,836	9,208		TOTAL DE MARCHANDISE
VEGETABLE PREP.NES	U S A			11	11	E-U	PREP. DE LEGUMES NDA
COCCA AND CHOCOLATE	OTHER	34			34	AUTRE	CA CAO ET CHOCOLAT
COFFEE	U K	100			100	R U	CAFE
	GREEK	58			58	GRECQ	
	NETH			168	168	P.BAS	
	NORW	30		15	45	NORV	
	OTHER	123		28	151	AUTRE	
COMMODITY TOTAL		311		211	522		TOTAL DE MARCHANDISE
TEA	U K	2,027	68		2,095	R U	THE
	DENMK	475			475	DANMK	
	GREEK	66			66	GRECQ	
	NORW	120		13	133	NORV	
	LIBER	58	14		72	LIBER	
	CTHER	399	91	422	912	AUTRE	
COMMODITY TOTAL		3,145	173	435	3,753		TOTAL DE MARCHANDISE
SPICES	U K	135	33		168	R U	EPICES
	DENMK	32			32	DANMK	
	GREEK	26	23		49	GRECQ	
	NORW	74		16	90	NORV	
	LIBER	12			12	LIBER	
	U S A			39	39	E-U	
	OTHER	75	1	65	141	AUTRE	
COMMODITY TOTAL		354	57	120	531		TOTAL DE MARCHANDISE
VINEGAR	GREEK		2		2	GRECQ	VINAIGRE
MISC.FOOD PREP.NES	U K		22		22	R U	DIV.PREP.ALIM.NDA
	NORW	28		11	39	NORV	
	LIBER	28	1		29	LIBER	
	U S A			59	59	E-U	
	CTHER	154	18	23	195	AUTRE	
COMMODITY TOTAL		210	41	93	344		TOTAL DE MARCHANDISE
SEEDS FOR SOWING NES	NORW	63			63	NORV	GRAINES DE SEMENCE NDA
	OTHER	19			19	AUTRE	
COMMODITY TOTAL		82			82		TOTAL DE MARCHANDISE
OIL SEEDS,NUTS NES	OTHER	4,041		1,454	5,495	AUTRE	GRAINES,NOIX OLEAG.NDA
RUBBER,ALLIED GUMS,NAT	GREEK	6			6	GRECQ	CAOUTCHOUC GOMMES NAT.
	CTHER	17	3		20	AUTRE	
COMMODITY TOTAL		23	3		26		TOTAL DE MARCHANDISE
CRUDE VEG.PROD.NES	U K		28		28	R U	PR.BRUTS ORIG.VEG.NDA
	OTHER	45			45	AUTRE	
COMMODITY TOTAL		45	28		73		TOTAL DE MARCHANDISE
TEXTILE FIBRES NES	OTHER	187		733	920	AUTRE	FIBRES TEXTILES NDA
STONE,CRUDE NES	NORW	22		12	34	NORV	PIERRE BRUTE NDA
	U S A			2	2	E-U	
COMMODITY TOTAL		22		14	36		TOTAL DE MARCHANDISE
WASTE AND SCRAP NES	GREEK		1		1	GRECQ	DECHETS ET REBUTS NDA
LEATHER	U K	1			1	R U	CUIR
LUMBER AND TIMBER	OTHER			11	11	AUTRE	BOIS D'OEUVRE ET CHARP.
VENEER,PLYWOOD	NETH			1	1	P.BAS	PLACAGES,CONTRE-PLAQ.
	NORW			3	3	NORV	
COMMODITY TOTAL				4	4		TOTAL DE MARCHANDISE
WOOD FAB.MATERIALS	OTHER	3			3	AUTRE	DEMI-PRODUITS EN BOIS
CORDBAGE,TWINE,ROPE	U K		62		62	R U	CORDBAGE,FICELLE,CORDE
	OTHER	234		122	356	AUTRE	
COMMODITY TOTAL		234	62	122	418		TOTAL DE MARCHANDISE
JUTE WOVEN FABRICS	U K	2,309	370		2,679	R U	TISSUS DE JUTE
	DENMK	363			363	DANMK	
	GREEK	190	7		197	GRECQ	
	LIBER	644			644	LIBER	
	OTHER	8,365	299	3,029	11,693	AUTRE	
COMMODITY TOTAL		11,871	676	3,029	15,576		TOTAL DE MARCHANDISE
TEXTILE FAB.MTL NES	U K	125	115		240	R U	OUVR.EN MAT.TEXT.NDA
	DENMK	13			13	DANMK	
	GREEK	6			6	GRECQ	
	NORW	1,233		19	1,252	NORV	
	LIBER	3			3	LIBER	
	CTHER	382	108	148	638	AUTRE	
COMMODITY TOTAL		1,762	223	167	2,152		TOTAL DE MARCHANDISE
METALLIC SALTS	U K	308			308	R U	SELS METALLIQUES
INCRGANIC CHEMS. NES	U K		2		2	R U	PROD.CHIM.INORG.NDA
	LIBER	226			226	LIBER	
	OTHER	339			339	AUTRE	
COMMODITY TOTAL		565	2		567		TOTAL DE MARCHANDISE
DYESTUFF,PIGMENT,PAINT	U K	4			4	R U	MAT.CDLOR.PIG.PEINTURE
	NORW	11			11	NORV	
	OTHER	8			8	AUTRE	
COMMODITY TOTAL		23			23		TOTAL DE MARCHANDISE
CHEM.SPECIALTIES NES	OTHER	20			20	AUTRE	PRD.CHEM.SPECIALIUX NDA
PRIMARY IRON,STEEL NES	OTHER	23		1	24	AUTRE	FER,ACIER PRIMAIR.NDA
CASTINGS,FORGINGS	OTHER	6	824	707	1,537	AUTRE	MDUL.PIECES FORGEES
BAR AND RODS,STEEL	OTHER	9	101	70	180	AUTRE	BARRES ET TIGES ACIER
PLATE & SHEET STEEL	OTHER		102		102	AUTRE	TOLES,FUILLES ACIER
STRUCTURAL SHAPES	OTHER		431		431	AUTRE	PROFILES DE CONSTRUCT.
PIPES,TUBES:IRON,STEEL	DENMK	17			17	DANMK	TUYAUX,TUBES:FER,ACIER

TABLE 2. CARGOES UNLOADED AT CANADIAN PORTS FROM FOREIGN COUNTRIES, IN 1976.

TABLEAU 2. MARCHANDISES DECHARGEES DANS LES PORTS CANADIENS EN PROVENANCE DE PAYS ETRANGERS, EN 1976.

COUNTRY OF ORIGIN AND KIND OF CARGO	REGISTRY OF VESSEL	ATLANTIC ATLANTIQUE	GREAT LAKES GRANDS LACS	PACIFIC PACIFIQUE	TOTAL TOTAL	IMMATIC. DU NAVIRE	PAYS D'ORIGINE ET MARCHANDISE
INDIA							INDE
CCNT.							SUITE
COMMODITY TOTAL	OTHER	17		151	151	AUTRE	TOTAL DE MARCHANDISE
WIRE	GREEK	3		151	168	GRECQ	FIL METALLIQUE
	OTHER	13	5	157	175	AUTRE	
COMMODITY TOTAL		16	5	157	178		TOTAL DE MARCHANDISE
METAL FAB.BASIC PRCD.	U K	38	335		373	R U	OUVR.DE BASE EN METAL
	DENMK	59			59	DANMK	
	NORW	84		2	86	NORV	
	LIBER	10			10	LIBER	
	OTHER	298	401	390	1,089	AUTRE	
COMMODITY TOTAL		489	736	392	1,617		TOTAL DE MARCHANDISE
MISC.FABRICATED PROD. MACHINERY NES	OTHER	12			12	AUTRE	OUVRAGES DIVERS
	U K		12		12	R U	MACHINES NDA
	NORW	133		26	159	NORV	
	LIBER		1		1	LIBER	
	U S A			11	11	E-U	
	OTHER	5	3	5	13	AUTRE	
COMMODITY TOTAL		138	16	42	196		TOTAL DE MARCHANDISE
TRUCKS AND CHASSIS ROAD MOTOR VEH. NES	OTHER	5			5	AUTRE	CAMIONS ET CHASSIS
	OTHER	1			1	AUTRE	VEH.AUTOM.ROUTIERS NDA
RUBBER TIRES AND TUBES EQUIPMENT MISC.	OTHER	5			5	AUTRE	PNEUS, CHAMBRES A AIR
	U K		3		3	R U	MATERIEL DIVERS
	GREEK		1		1	GRECQ	
	NORW	36		33	69	NORV	
	LIBER		9		9	LIBER	
	U S A			38	38	E-U	
	OTHER	15		886	901	AUTRE	
COMMODITY TOTAL		51	13	957	1,021		TOTAL DE MARCHANDISE
PERSONAL,HOUSEHOLD GOODS	U K	100	196		296	R U	ART.PERS.ET MENAGERS
	GREEK		60		60	GRECQ	
	NETH			3	3	P.BAS	
	NORW	169		32	201	NORV	
	LIBER		42		42	LIBER	
	U S A			52	52	E-U	
	OTHER	1,648	652	987	3,287	AUTRE	
COMMODITY TOTAL		1,917	950	1,074	3,941		TOTAL DE MARCHANDISE
MISC. END PRODUCTS NES	U K	4	2		6	R U	PRODUITS FINIS DIVERNS
	DENMK	21			21	DANMK	
	U S A			5	5	E-U	
	OTHER	848	138	13	999	AUTRE	
COMMODITY TOTAL		873	140	22	1,035		TOTAL DE MARCHANDISE
GENERAL CARGO	NORW	226		91	317	NORV	MARCHANDISES DIVERSES
	LIBER	2			2	LIBER	
	U S A			1	1	E-U	
	OTHER	170		11	181	AUTRE	
COMMODITY TOTAL		398		103	501		TOTAL DE MARCHANDISE
CONTAINERIZED FREIGHT	NORW	62			62	NORV	FRET CONTENEURESE
	OTHER	40			40	AUTRE	
COMMODITY TOTAL		102			102		TOTAL DE MARCHANDISE
COUNTRY/REGION TOTAL		29,862*	11,473*	12,036*	53,371*		TOTAL DE PAYS/REGION
MALAYSIA							MALAISIE
MACAPONI,CEREAL PROD.	NORW	233			233	NORV	PATES ALIM.PROD.CEREAL
FRUITS, PREP. CANNED	NORW	25			25	NORV	FRUITS PREP. EN BOITE
PEANUTS	U S A			1	1	E-U	CACAHUETES
NUTS,EXC.GIL NUTS NES	NORW			5	5	NORV	NOIX,SAUF CLEAG.NDA
TEA	NORW	3			3	NORV	THE
SPICES	NORW	6			6	NORV	EPICES
RUBBER,ALLIED GUMS,NAT	U K			3,838	3,838	R U	CAOUTCHOUC GOMMES NAT.
	GREEK	36	483		519	GRECQ	
	NORW	5,637		4,001	9,638	NORV	
	U S A			6,739	6,739	E-U	
	OTHER	1,123	1,058	2,465	4,646	AUTRE	
COMMODITY TOTAL		6,796	1,541	17,043	25,380		TOTAL DE MARCHANDISE
CRUDE VEG.PROD.NES	OTHER	30			30	AUTRE	PR.BRUTS ORIG.VEG.NDA
BOLTS,ROUND TIMBER	OTHER			135	135	AUTRE	BILLETS,BOIS ROND
CRUDE WOOD MTL. NES	OTHER		5		5	AUTRE	MATIERES BOIS BRUT NDA
TEXTILE FIBRES NES	U S A			1	1	E-U	FIBRES TEXTILES NDA
LUMBER AND TIMBER	U K			724	724	R U	BOIS DCEUVRE ET CHARP.
	GREEK	92	1,146		1,238	GRECQ	
	NORW			292	292	NORV	
	U S A			1,254	1,254	E-U	
	OTHER	246	1,272	1,882	3,400	AUTRE	
COMMODITY TOTAL		338	2,418	4,152	6,908		TOTAL DE MARCHANDISE
VENEER,PLYWOOD	U K			874	874	R U	PLACAGES,CONTRE-PLAQ.
	NORW	7		30	37	NORV	
	LIBER			110	110	LIBER	
	U S A			77	77	E-U	
	OTHER	85	218	95	398	AUTRE	
COMMODITY TOTAL		92	218	1,186	1,496		TOTAL DE MARCHANDISE
WOOD FAB.MATERIALS	U K			1,419	1,419	R U	DEMI-PRODUITS EN BOIS
	NORW	349		13	362	NORV	
	U S A			29	29	E-U	
	OTHER	7	37	186	230	AUTRE	
COMMODITY TOTAL		356	37	1,647	2,040		TOTAL DE MARCHANDISE

TABLE 2. CARGOES UNLOADED AT CANADIAN PORTS FROM FOREIGN COUNTRIES, IN 1976.

TABLIU 2. MARCHANDISES DECHARGEES DANS LES PORTS CANADIENS EN PROVENANCE DE PAYS ETRANGERS, EN 1976.

COUNTRY OF ORIGIN AND KIND OF CARGO	REGISTRY OF VESSEL	ATLANTIC ATLANTIQUE	GREAT LAKES GRANDS LACS	PACIFIC PACIFIQUE	TOTAL TOTAL	IMMATIC. DU NAVIRE	PAYS D'ORIGINE ET MARCHANDISE
MALAYSIA							MALAISIE
CONT. CORDAGE, TWINE, ROPE	OTHER			2	2	AUTRE	SUITE CORDAGE, FICELLE, CORDE
TEXTILE FAB. MTL NES	NORW	104		242	346	NORV	OUVR. EN MAT. TEXT. NDA
	OTHER	15		7	22	AUTRE	
COMMODITY TOTAL		119		249	368		TOTAL DE MARCHANDISE
VEG. OILS, FATS NES	U K			1,086	1,086	R U	HUIL. MAT. GRAS. VEG. NDA
	NORW	516	10,977		11,493	NORV	
	LIBER	4,038	6,298		10,336	LIBER	
	U S A			1,544	1,544	E-U	
COMMODITY TOTAL		4,554	17,275	2,630	24,459		TOTAL DE MARCHANDISE
OILS, FATS, WAXES NES	U K			739	739	R U	HUIL. MAT. GRAS. CIRE NDA
INORGANIC CHEMS. NES	CTHER	25			25	AUTRE	PROD. CHIM. INCRG. NDA
PLASTIC MATERIALS	OTHER	19			19	AUTRE	MATIERES PLASTIQUES
PLATE & SHEET STEEL	NORW			10	10	NORV	TOLES, FEUILLES D'ACIER
	CTHER		110		110	AUTRE	
COMMODITY TOTAL			110	10	120		TOTAL DE MARCHANDISE
NON-FERROUS METALS NES	NORW			77	77	NORV	METAUX NON-FERREUX NDA
PASS. AUTOS AND CHASSIS	NORW			1	1	NORV	VOITURES PART., CHASSIS
EQUIPMENT MISC.	NORW	1			1	NORV	MATERIEL DIVERSES
	U S A			15	15	E-U	
COMMODITY TOTAL		1		15	16		TOTAL DE MARCHANDISE
PERSONAL, HOUSEHOLD GOODS	U K			232	232	R U	ART. PERS. ET MENAGERS
	GREEK		9		9	GRECQ	
	NORW	25		2	27	NORV	
	U S A			12	12	E-U	
	OTHER	3	1		4	AUTRE	
COMMODITY TOTAL		28	10	246	284		TOTAL DE MARCHANDISE
CONTAINERS, CLOSURES	NORW	33			33	NORV	CONTENEURS, FERMETURES
MISC. END PRODUCTS NES	NORW	10			10	NORV	PRODUITS FINIS DIV. NDA
GENERAL CARGO	U S A			2	2	E-U	MARCHANDISES DIVERSES
	OTHER	8			8	AUTRE	
COMMODITY TOTAL		8		2	10		TOTAL DE MARCHANDISE
CONTAINERIZED FREIGHT	U K			21	21	R U	FRET CONTENEURESE
	NORW			115	115	NORV	
COMMODITY TOTAL				136	136		TOTAL DE MARCHANDISE
COUNTRY/REGION TOTAL		12,676*	21,614*	28,277*	62,567*		TOTAL DE PAYS/REGION
PAKISTAN							PAKISTAN
CEREALS UNMILLED, NES	OTHER	11			11	AUTRE	CEREALES NON MOUL., NDA
FE:	U K	13			13	R U	THE
RUBBER, ALLIED GUMS, NAT	OTHER	9			9	AUTRE	CAOUTCHOUC GOMMES NAT.
JUTE WOVEN FABRICS	U K	26			26	R U	TISSUS DE JUTE
TEXTILE FAB. MTL NES	U K			14	14	R U	OUVR. EN MAT. TEXT. NDA
	OTHER	1,738			1,738	AUTRE	
COMMODITY TOTAL		1,738		14	1,752		TOTAL DE MARCHANDISE
MACHINERY NES	U K			2	2	R U	MACHINES NDA
EQUIPMENT MISC.	OTHER	2			2	AUTRE	MATERIEL DIVERSES
PERSONAL, HOUSEHOLD GOODS	U K			1	1	R U	ART. PERS. ET MENAGERS
	OTHER	615			615	AUTRE	
COMMODITY TOTAL		615		1	616		TOTAL DE MARCHANDISE
CONTAINERS, CLOSURES	OTHER	15			15	AUTRE	CONTENEURS, FERMETURES
MISC. END PRODUCTS NES	U K			1	1	R U	PRODUITS FINIS DIV. NDA
	OTHER	145			145	AUTRE	
COMMODITY TOTAL		145		1	146		TOTAL DE MARCHANDISE
GENERAL CARGO	OTHER	1,196			1,196	AUTRE	MARCHANDISES DIVERSES
COUNTRY/REGION TOTAL		3,770*	*	18*	3,788*		TOTAL DE PAYS/REGION
SINGAPORE							SINGAPOUR
SHELL FISH, NES	U S A			23	23	E-U	MOLLUSQUES CRUST., NDA
WHEAT FLOUR	NETH			11	11	P. BAS	FARINE DE BLE
FRESH FRUITS, BERRIES	CTHER			37	37	AUTRE	FRUITS, BAIES FRAIS
FRUITS, PREP. CANNED	NORW	185		251	436	NORV	FRUITS PREP. EN BOITE
	OTHER	664		291	955	AUTRE	
COMMODITY TOTAL		849		542	1,391		TOTAL DE MARCHANDISE
NUTS, EXC. OIL NUTS NES	NORW			1	1	NORV	NOIX, SAUF OLEAG. NDA
	CTHER			20	20	AUTRE	
COMMODITY TOTAL				21	21		TOTAL DE MARCHANDISE
VEGETABLE PREP. NES	NORW			38	38	NORV	PREP. DE LEGUMES NDA
COCOA AND CHOCOLATE	OTHER	12			12	AUTRE	CACAO ET CHOCOLAT
COFFEE	NORW	28		189	217	NORV	CAFE
	U S A			44	44	E-U	
	OTHER	44		55	99	AUTRE	
COMMODITY TOTAL		72		288	360		TOTAL DE MARCHANDISE
TEA	OTHER	19			19	AUTRE	THE
SPICES	GREEK	54	47		101	GRECQ	EPICES
	NETH			29	29	P. BAS	
	NORW	285		9	294	NORV	
	U S A			12	12	E-U	
	OTHER	63	385		448	AUTRE	
COMMODITY TOTAL		402	432	50	884		TOTAL DE MARCHANDISE
MISC. FOOD PREP. NES	U K			67	67	R U	DIV. PREP. ALIM. NDA
	NORW			1	1	NORV	
	U S A			13	13	E-U	

TABLE 2. CARGOES UNLOADED AT CANADIAN PORTS FROM FOREIGN COUNTRIES, IN 1976.

COUNTRY OF ORIGIN AND KIND OF CARGO		REGISTRY OF VESSEL	ATLANTIC ATLANTIQUE	GREAT LAKES GRANDS LACS	PACIFIC PACIFIQUE	TOTAL TOTAL	IMMATIC. DU NAVIRE	PAYS D'ORIGINE ET MARCHANDISE
SINGAPORE CONT.		OTHER		60		60	AUTRE	SINGAPOUR SUITE
COMMODITY TOTAL			2	60	83	145		TOTAL DE MARCHANDISE
CRUDE ANIMAL PROD.NES		U K			44	44	R U	PR.BRUTS ORIG.ANIM.NDA
RUBBER, ALLIED GUMS, NAT		U K			5,791	5,791	R U	CAOUTCHOUC GCMES NAT.
		GREEK	480	786		1,266	GRECQ	
		NETH			54	54	P.BAS	
		NORW	2,220		5,778	7,998	NORV	
		U S A			8,934	8,934	E-U	
		OTHER	768	610	1,744	4,122	AUTRE	
COMMODITY TOTAL			3,468	1,396	23,301	28,165		TOTAL DE MARCHANDISE
CRUDE VEG.PROD.NES		OTHER	28			28	AUTRE	PR.BRUTS CRIG.VEG.NDA
LEATHER		U K	17			17	AUTRE	CUIR
LUMBER AND TIMBER		GREEK	644	154		798	R U	BOIS DOEUVRE ET CHARP.
		NORW			443	443	GRECQ	
		U S A			1,511	1,511	NORV	
		OTHER	331	533	266	1,132	E-U	
COMMODITY TOTAL			975	687	2,308	3,970	AUTRE	TOTAL DE MARCHANDISE
VENEER, PLYWOOD		U K			300	300	R U	PLACAGES, CONTRE-PLAQ.
		GREEK	231	413		644	GRECQ	
		OTHER	30		100	130	AUTRE	
COMMODITY TOTAL			261	413	400	1,074		TOTAL DE MARCHANDISE
WOOD FAB.MATERIALS		U K			906	906	R U	DEMI-PRODUITS EN BOIS
		NORW	273			273	NORV	
		LIBER			123	123	LIBER	
		U S A			598	598	E-U	
		OTHER			966	966	AUTRE	
COMMODITY TOTAL			273		2,593	2,866		TOTAL DE MARCHANDISE
PAPER NES		U K			1	1	R U	PAPIER NDA
		U S A			35	35	E-U	
COMMODITY TOTAL					36	36		TOTAL DE MARCHANDISE
TEXTILE FAB.MTL NES		NGRW			22	22	NORV	OUVR.EN MAT.TEXT.NDA
		U S A			1	1	E-U	
COMMODITY TOTAL					23	23		TOTAL DE MARCHANDISE
VEG.OILS,FATS NES		NORW		458	5	463	NORV	HUIL.MAT.GRAS.VEG.NDA
STRUCTURAL SHAPES		U K			2	2	R U	PROFILES DE CONSTRUCT.
METAL FAB.BASIC PROD.		U K			9	9	R U	OUVR.DE BASE EN METAL
		NORW	5			5	NORV	
		U S A			2	2	E-U	
COMMODITY TOTAL			5		11	16		TOTAL DE MARCHANDISE
MISC.FABRICATED PRCD.		U K			16	16	R U	OUVRAGES DIVERS
MACHINERY NES		U K			15	15	R U	MACHINES NDA
SHIPS,AIRCRAFT,MIS.VEH		U S A			11	11	E-U	NAVIRES, AVIONS, VEH.DIV
EQUIPMENT MISC.		U K			134	134	R U	MATERIEL DIVERS
		NORW	1		11	12	NORV	
		U S A			272	272	E-U	
COMMODITY TOTAL			1		417	418		TOTAL DE MARCHANDISE
PERSONAL,HOUSEHOLD GOODS		U K			71	71	R U	ART.PERS.ET MENAGERS
		GREEK		2		2	GRECQ	
		NETH			2	2	P.BAS	
		NORW	17		100	117	NORV	
		U S A			65	65	E-U	
		OTHER	1	3		4	AUTRE	
COMMODITY TOTAL			18	5	238	261		TOTAL DE MARCHANDISE
MISC. END PRODUCTS NES		U K			4	4	R U	PRODUITS FINIS DIV.NDA
		GREEK		2		2	GRECQ	
		NETH			2	2	P.BAS	
		NORW	10			10	NORV	
		U S A			1	1	E-U	
		OTHER	3			3	AUTRE	
COMMODITY TOTAL			13	2	7	22		TOTAL DE MARCHANDISE
GENERAL CARGO		U S A			4	4	E-U	MARCHANDISES DIVERSES
		OTHER	33			33	AUTRE	
COMMODITY TOTAL			33		4	37		TOTAL DE MARCHANDISE
CONTAINERIZED FREIGHT		U K			190	190	R U	FRET CONTENEURESE
		NORW	2,585		220	2,805	NORV	
		JAPAN	51			51	JAPGN	
		OTHER			403	403	AUTRE	
COMMODITY TOTAL			2,636		813	3,449		TOTAL DE MARCHANDISE
COUNTRY/REGION TOTAL			9,084*	3,453*	31,337*	43,874*		TOTAL DE PAYS/REGION
PEOPLE R CHINA								REP.POP. CHINE
VEGETABLE PREP.NES		NORW			38	38	NORV	PREP. DE LEGUMES NDA
MISC.FOOD PREP.NES		NORW			58	58	NORV	DIV.PREP.ALIM.NDA
METALLIC SALTS		NORW			40	40	NORV	SELS METALLIQUES
GENERAL CARGO		NORW			35	35	NORV	MARCHANDISES DIVERSES
COUNTRY/REGION TOTAL			*	*	171*	171*		TOTAL DE PAYS/REGION
INDONESIA								INDONESIE
COFFEE		NORW	15			15	NORV	CAFE
TEA		U S A			61	61	E-U	THE
SPICES		NORW	56			56	NORV	EPICES

TABLE 2. CARGOES UNLOADED AT CANADIAN PORTS FROM FOREIGN COUNTRIES, IN 1976.

TABLEAU 2. MARCHANDISES DECHARGÉES DANS LES PORTS CANADIENS EN PROVENANCE DE PAYS ÉTRANGERS, EN 1976.

COUNTRY OF ORIGIN AND KIND OF CARGO	REGISTRY OF VESSEL	ATLANTIC ATLANTIQUE	GREAT LAKES GRANDS LACS	PACIFIC PACIFIQUE	TOTAL TOTAL	IMMATIC. DU NAVIRE	PAYS D'ORIGINE ET MARCHANDISE
INDONESIA CONT.							INDONESIE SUITE
RUBBER, ALLIED GUMS, NAT	U S A OTHER			8,161 628	8,161 628	E-U AUTRE	CAOUTCHOUC GOMMES NAT.
COMMODITY TOTAL				8,789	8,789		TOTAL DE MARCHANDISE
WOOD FAB. MATERIALS	U K			1	1	R U	DEMI-PRODUITS EN BOIS
PAPER NES	U S A			22	22	E-U	PAPIER NDA
VEG. OILS, FATS NES	NORW LIBER U S A	1,229 1,084	15,247 3,937		16,476 5,021 553	NORW LIBER E-U	HUIL. MAT. GRAS. VEG. NDA
COMMODITY TOTAL		2,313	19,184	553	22,050		TOTAL DE MARCHANDISE
PERSONAL, HOUSEHOLD GOODS	U K U S A			10 36 46	10 36 46	R U E-U	ART. PERS. ET MENAGERS
COMMODITY TOTAL							TOTAL DE MARCHANDISE
COUNTRY/REGION TOTAL		2,384*	19,184*	9,472*	31,040*		TOTAL DE PAYS/REGION
JAPAN							JAPON
FISH, CANNED	NORW LIBER OTHER	48			48 41 53	NORW LIBER AUTRE	POISSON EN BOITES
COMMODITY TOTAL		48			142		TOTAL DE MARCHANDISE
CHEESE	NORW	16			16	NORW	FROMAGE
FRESH FRUITS, BERRIES	DENMK GER GREEK NORW JAPAN OTHER			3,125 2,920 2,932 2,763 2,669 2,977	3,125 2,920 2,932 2,778 2,669 2,977	DANMK ALL GRECQ NORW JAPON AUTRE	FRUITS, BAIES FRAIS
COMMODITY TOTAL		15		17,386	17,401		TOTAL DE MARCHANDISE
FRUITS, PREP. CANNED	U S A			12	12	E-U	FRUITS PREP. EN BOITE
NUTS, EXC. OIL NUTS NES	OTHER	136	327		463	AUTRE	NOIX, SAUF OLEAG. NDA
VEGETABLES, DRIED	U S A OTHER			1	1	E-U AUTRE	LEGUMES, SECS
COMMODITY TOTAL		6		1	6		TOTAL DE MARCHANDISE
TEA	NORW U S A	31			31 34 65	NORW E-U	THE
COMMODITY TOTAL		31			10		TOTAL DE MARCHANDISE
MISC. FOOD PREP. NES	U S JAPAN U S A OTHER		1		1 35 6	R U JAPON E-U AUTRE	DIV. PREP. ALIM. NDA
COMMODITY TOTAL		6	1	45	52		TOTAL DE MARCHANDISE
RAW HIDES AND SKINS	OTHER	14			14	AUTRE	PEAUX ET CUIRS BRUT
SEEDS FOR SOWING NES	NORW	8			8	NORW	GRAINES DE SEMENCE NDA
NURSERY, GREENHOUSE STOCK	U K			1	1	R U	PROD. PEPINIERE, SERRE
RUBBER, ALLIED GUMS, NAT	U S A OTHER			5 81	5 355	E-U AUTRE	CAOUTCHOUC GOMMES NAT.
COMMODITY TOTAL			81	274	360		TOTAL DE MARCHANDISE
TEXTILE FIBRES NES	NORW U S A	13			13 12 25	NORW E-U	FIBRES TEXTILES NDA
COMMODITY TOTAL		13			140		TOTAL DE MARCHANDISE
COTTON, TEXTILE WASTE	OTHER		110	30	140	AUTRE	DECHETS DE COTON, TEXT.
LEATHER	NORW SWEDN	2 1			2 1	NORW SUEDE	CUIR
COMMODITY TOTAL		3			3		TOTAL DE MARCHANDISE
RUBBER FAB. MATERIALS	U K NORW LIBER JAPAN U S A OTHER		8		8 98 62 65 5 172 86	R U NORW LIBER JAPON E-U AUTRE	DEMI-PROD. CAOUTCHOUC
COMMODITY TOTAL		43	16	375	434		TOTAL DE MARCHANDISE
LUMBER AND TIMBER	U K LIBER				52 43 95	R U LIBER	BOIS D'OEUVRE ET CHARP.
COMMODITY TOTAL					12		TOTAL DE MARCHANDISE
VENEER, PLYWOOD	U K GREEK NORW SWEDN LIBER JAPAN OTHER	21 2 50	10		31 2 50	R U GRECQ NORW SUEDE	PLACAGES, CONTRE-PLAQ.
COMMODITY TOTAL		79	12	856	868		TOTAL DE MARCHANDISE
WOOD FAB. MATERIALS	U K NORW JAPAN				222 2,734 42	222 JAPON AUTRE	DEMI-PRODUITS EN BOIS
COMMODITY TOTAL			102	2,734	2,842		TOTAL DE MARCHANDISE
PAPER NES	U K OTHER				9 4	R U AUTRE	DEMI-PRODUITS EN BOIS
COMMODITY TOTAL		9	2	42	53		TOTAL DE MARCHANDISE
CORDAGE, TWINE, ROPE	U K				9	R U	PAPIER NDA
TEXTILE FAB. MTL NES	OTHER				4	AUTRE	TOTAL DE MARCHANDISE
COMMODITY TOTAL					13		TOTAL DE MARCHANDISE
CORDAGE, TWINE, ROPE	NORW	2			2	NORW	CORDAGE, FICELLE, CORDE
TEXTILE FAB. MTL NES	U K GREEK NORW SWEDN LIBER		9		40 9 463 48 33	R U GRECQ NORW SUEDE LIBER	OUVR. EN MAT. TEXT. NDA

TABLE 2. CARGOES UNLOADED AT CANADIAN PORTS FROM FOREIGN COUNTRIES, IN 1976.

COUNTRY OF ORIGIN AND KIND OF CARGO		REGISTRY OF VESSEL	ATLANTIC ATLANTIQUE	GREAT LAKES GRANDS LACS	PACIFIC PACIFIQUE	TOTAL TOTAL	IMMATIC. DU NAVIRE	PAYS D'ORIGINE ET MARCHANDISE
JAPAN	CONT.	JAPAN		14		14	JAPON	JAPON
		U S A			47	47	E-U	SUITE
		OTHER	122	5	17	144	AUTRE	
COMMODITY TOTAL			346	28	635	1,009		TOTAL DE MARCHANDISE
FISH, MARINE ANIMAL OIL		OTHER	11			11	AUTRE	HUIL. DE POISSON, AN. MAR
VEG. OILS, FATS NES		NORW	11			11	NORV	HUIL. MAT. GRAS. VEG. NDA
OILS, FATS, WAXES NES		NORW	4			4	NORV	HUIL. MAT. GRAS. CIRE NDA
METALLIC SALTS		NORW	58			58	NORV	SELS METALLIQUES
COMMODITY TOTAL		LIBER			12	12	LIBER	
INORGANIC CHEMS. NES		GREEK	2		12	14	GRECC	TOTAL DE MARCHANDISE
		NORW	35			37	NORV	PROD. CHIM. INORG. NDA
		SWEDN	6			6	SUEDE	
		LIBER				33	LIBER	
		OTHER				297	AUTRE	
COMMODITY TOTAL			43		330	373		TOTAL DE MARCHANDISE
ORGANIC CHEMICALS NES		NORW	66		14	80	NORV	PROD. CHIM. ORGAN. NDA
		SWEDN	8			8	SUEDE	
		LIBER			25	25	LIBER	
		JAPAN	12	5		17	JAPON	
		OTHER			66	66	AUTRE	
COMMODITY TOTAL			86	5	105	196		TOTAL DE MARCHANDISE
FERTILIZERS NES		PANAM			12,125	12,125	PANAM	ENGRAIS CHIMIQUE NDA
AGRICULTURAL CHEMICALS		OTHER	493	45		538	AUTRE	PROD. CHIM. AGRICOLES
SYNTHETIC RUBBER		NORW	5			5	NORV	CADUTCHUC SYNTHETIQUE
PLASTIC MATERIALS		U K			6	6	R U	MATIERES PLASTIQUES
		GREEK	21			21	GRECC	
		NORW	63			63	NORV	
		SWEDN	1			1	SUEDE	
		U S A			11	11	E-U	
		OTHER	24	13	290	327	AUTRE	
COMMODITY TOTAL			109	13	307	429		TOTAL DE MARCHANDISE
DYESTUFF, PIGMENT, PAINT		NORW	2			2	NORV	MAT. COLOR. PIG. PEINTURE
		SWEDN	3			3	SUEDE	
		OTHER	5			5	AUTRE	
COMMODITY TOTAL			10			10		TOTAL DE MARCHANDISE
CHEM. SPECIALTIES NES		NORW	12			12	NORV	PROD. CHIM. SPECIAUX NDA
		U S A			54	54	E-U	
COMMODITY TOTAL			12		54	66		TOTAL DE MARCHANDISE
FERRO-ALLOYS		NORW	114			114	NORV	FERRO-ALLIAGES
PRIMARY IRON, STEEL NES		LIBER			4,682	4,682	LIBER	FER. ACIER PRIMAIRE NDA
		JAPAN			1,275	1,275	JAPON	
COMMODITY TOTAL					5,957	5,957		TOTAL DE MARCHANDISE
CASTINGS, FORGINGS		GREEK	81			81	GRECC	MOUL. PIECES FORGEES
		NORW	383			383	NORV	
		SWEDN	12			12	SUEDE	
		LIBER			3,348	3,348	LIBER	
		JAPAN	107		366	473	JAPON	
		U S A			12	12	E-U	
		OTHER	35			35	AUTRE	
COMMODITY TOTAL			618		3,726	4,344		TOTAL DE MARCHANDISE
BAR AND RODS, STEEL		U K	1,526		345	1,871	R U	BARRES ET TIGES ACIER
		GREEK	16	1,905	4,130	6,051	GRECC	
		NORW	99		837	936	NORV	
		SWEDN	529			529	SUEDE	
		LIBER	7,139	757	51,034	58,930	LIBER	
		JAPAN	1,140	15	8,686	9,841	JAPON	
		PANAM			9,454	9,454	PANAM	
		U S A			57	57	E-U	
		OTHER	3,166	34	38	3,238	AUTRE	
COMMODITY TOTAL			13,615	34	74,581	90,907		TOTAL DE MARCHANDISE
PLATE & SHEET STEEL		U K		2,711	958	3,198	R U	TOLES, FEUILLES D'ACIER
		GREEK	4,175	2,240	1,010	11,536	GRECC	
		NORW	752	6,351	5,174	5,926	NORV	
		SWEDN	613			613	SUEDE	
		LIBER	3,646	729	110,342	114,717	LIBER	
		JAPAN	1,197	30	40,935	42,162	JAPON	
		PANAM			13,531	13,531	PANAM	
		U S A			251	251	E-U	
		OTHER	652	269		921	AUTRE	
COMMODITY TOTAL			11,035	269	172,201	192,855		TOTAL DE MARCHANDISE
STRUCTURAL SHAPES		U K	2,171	9,619	2,378	5,717	R U	PROFILES DE CONSTRUCT.
		GREEK	9,947	1,202	825	11,974	GRECC	
		NORW	283		37	320	NORV	
		SWEDN	336			336	SUEDE	
		LIBER	17,802	802	48,754	67,358	LIBER	
		JAPAN	1,139	36	4,493	5,668	JAPON	
		PANAM			7,553	7,553	PANAM	
		U S A			1,135	1,135	E-U	
		OTHER	1,233	2,390	2,264	5,887	AUTRE	
COMMODITY TOTAL			32,911	5,598	67,439	105,948		TOTAL DE MARCHANDISE
PIPES, TUBES: IRON, STEEL		GREEK	68	420	682	1,170	GRECC	TUYAUX, TUBES: FER, ACIER
		NORW	645		815	1,460	NORV	
		SWEDN	509			509	SUEDE	
		LIBER	583	13	36,742	37,338	LIBER	
		JAPAN	281		22,806	23,087	JAPON	

TABLE 2. CARGOES UNLOADED AT CANADIAN PORTS FROM FOREIGN COUNTRIES, IN 1976.

TABLEAU 2. MARCHANDISES DECHARGEES DANS LES PORTS CANADIENS EN PROVENANCE DE PAYS ETRANGERS, EN 1976.

COUNTRY OF ORIGIN AND KIND OF CARGO	REGISTRY OF VESSEL	ATLANTIC ATLANTIQUE	GREAT LAKES GRANDS LACS	PACIFIC PACIFIQUE	TOTAL TOTAL	IMMATIC. DU NAVIRE	PAYS D'ORIGINE ET MARCHANDISE
JAPAN	CONTR.						JAPON
	PANAM			3,006	3,006	PANAM	
	U S A			369	369	E-U	
	OTHER	1,422	121		1,543	AUTRE	
COMMODITY TOTAL		3,508	554	64,420	68,482		TOTAL DE MARCHANDISE
WIRE	U K			8	8	R U	FIL METALLIQUE
	DENMK			32	32	DANMK	
	GREEK	796	169	53	1,018	GRECQ	
	NORW	285		27	312	NORV	
	SWEDN	54			54	SUEDE	
	LIBER			2,345	2,345	LIBER	
	JAPAN	131			131	JAPON	
	PANAM			317	317	PANAM	
	U S A			60	60	E-U	
	OTHER	51		105	156	AUTRE	
COMMODITY TOTAL		1,317	169	2,947	4,433		TOTAL DE MARCHANDISE
ALUMINIUM	NORW	91			91	NORV	ALUMINIUM
	SWEDN	14			14	SUEDE	
	JAPAN	37			37	JAPON	
COMMODITY TOTAL		142			142		TOTAL DE MARCHANDISE
COPPER AND ALLOYS	GREEK	8			8	GRECQ	CUIVRE ET ALLIAGES
	NORW	5			5	NORV	
	SWEDN	22			22	SUEDE	
	LIBER	14			14	LIBER	
	JAPAN	52	63		115	JAPON	
	U S A			21	21	E-U	
	OTHER	23			23	AUTRE	
COMMODITY TOTAL		124	63	21	208		TOTAL DE MARCHANDISE
LEAD AND ALLOYS	U K			400	400	R U	PLOMB ET ALLIAGES
NICKEL AND ALLOYS	SWEDN	3			3	SUEDE	NICKEL ET ALLIAGES
NON-FERROUS METALS NES	U K			1	1	R U	METAUX NON-FERREUX NDA
	OTHER	3	21		24	AUTRE	
COMMODITY TOTAL		3	21	1	25		TOTAL DE MARCHANDISE
METAL FAB. BASIC PROD.	U K		213	539	752	R U	OUVR. DE BASE EN METAL
	GREEK	35	147	255	437	GRECQ	
	NORW	1,058		266	1,324	NORV	
	SWEDN	175			175	SUEDE	
	LIBER	635		585	1,224	LIBER	
	JAPAN	523	234	2	759	JAPON	
	U S A			262	262	E-U	
	OTHER	300	339	2,618	3,257	AUTRE	
COMMODITY TOTAL		2,726	933	4,531	8,190		TOTAL DE MARCHANDISE
BRICKS, TILES NES	U K			6	6	R U	BRIQUES, TUILES NCA
	NORW	149			149	NORV	
	U S A			12	12	E-U	
	OTHER	74			74	AUTRE	
COMMODITY TOTAL		223		18	241		TOTAL DE MARCHANDISE
GLASS BASIC PRODUCTS	U K			142	142	R U	OUVR. DE BASE EN VERRE
	NORW	3		1,171	1,174	NORV	
	SWEDN	2			2	SUEDE	
	U S A			108	108	E-U	
COMMODITY TOTAL		5		1,421	1,426		TOTAL DE MARCHANDISE
ASBESTOS BASIC PROD.	NORW	8			8	NORV	OUVR. DE BASE AMIANTE
	SWEDN	4			4	SUEDE	
COMMODITY TOTAL		12			12		TOTAL DE MARCHANDISE
CEMENT	U S A			36	36	E-U	CIMENT
NON-MET. MIN. BASIC PROD	U K	349	23	677	1,049	R U	PRCD. MIN. NON-MET. BASE
	GREEK	345	29		374	GRECQ	
	NORW	337		1,092	1,429	NORV	
	SWEDN	59			59	SUEDE	
	LIBER	295	38		333	LIBER	
	U S A			34	34	E-U	
	OTHER	258	179	687	1,124	AUTRE	
COMMODITY TOTAL		1,643	269	2,490	4,402		TOTAL DE MARCHANDISE
MISC. FABRICATED PROD.	NORW	234			237	NORV	OUVRAGES DIVERS
	U S A			20	20	E-U	
	OTHER	6	25		31	AUTRE	
COMMODITY TOTAL		240	25	23	288		TOTAL DE MARCHANDISE
TRACTORS	U K			60	60	R U	TRACTEURS
	NORW	476		1,802	2,278	NORV	
	SWEDN	515			515	SUEDE	
	LIBER			51	51	LIBER	
	U S A			1,453	1,453	E-U	
	OTHER			79	79	AUTRE	
COMMODITY TOTAL		991		3,445	4,436		TOTAL DE MARCHANDISE
MACHINERY NES	U K			1,091	1,091	R U	MACHINES NDA
	GREEK	252			252	GRECQ	
	NORW	310		1,992	2,302	NORV	
	SWEDN	226			226	SUEDE	
	LIBER		350	45	395	LIBER	
	JAPAN	184	379		563	JAPON	
	U S A			1,510	1,510	E-U	
	OTHER	85	240	1,790	2,115	AUTRE	
COMMODITY TOTAL		1,057	969	6,428	8,454		TOTAL DE MARCHANDISE
PASS. AUTOS AND CHASSIS	U K			1,944	1,944	R U	VOITURES PART., CHASSIS
	GRECQ			803	803	GRECQ	
	OTHER			370	370	AUTRE	

TABLE 2. CARGOES UNLOADED AT CANADIAN PORTS FROM FOREIGN COUNTRIES, IN 1976.

TABEAU 2. MARCHANDISES DECHARGEES DANS LES PORTS CANADIENS EN PROVENANCE DE PAYS ETRANGERS, EN 1976.

COUNTRY OF ORIGIN AND KIND OF CARGO	REGISTRY OF VESSEL	ATLANTIC ATLANTIQUE	GREAT LAKES GRANDS LACS	PACIFIC PACIFIQUE	TOTAL TOTAL	IMMATIC. DU NAVIRE	PAYS D'ORIGINE ET MARCHANDISE
JAPAN	CONT.						JAPON
	NORW	7		7,937	7,944	NORV	SUITE
	LIBER			31,155	31,155	LIBER	
	JAPAN			22,808	22,808	JAPON	
	PANAM			19,895	19,895	PANAM	
	U S A			1,477	1,477	E-U	
	OTHER			4,145	4,145	AUTRE	
COMMODITY TOTAL		7		90,484	90,491		TOTAL DE MARCHANDISE
TRUCKS AND CHASSIS	NORW			1,013	1,013	NORV	CAMIONS ET CHASSIS
	LIBER			704	704	LIBER	
	JAPAN			250	250	JAPON	
	OTHER			1,844	1,844	AUTRE	
COMMODITY TOTAL				3,811	3,811		TOTAL DE MARCHANDISE
MOTOR VEHICLE ENGINES	GREEK		119		119	GRECC	MOTEURS DE VEH.AUTOM.
	NORW	27			27	NORV	
	SWEDN	22			22	SUEDE	
	LIBER			1,077	1,077	LIBER	
	JAPAN		1		1	JAPON	
	OTHER			10	10	AUTRE	
COMMODITY TOTAL		49	120	1,087	1,256		TOTAL DE MARCHANDISE
ROAD MOTOR VEH. NES	U K			2	2	R U	VEH.AUTOM.ROUTIERS NOA
	NORW	5		397	402	NORV	
	SWEDN	3			3	SUEDE	
	U S A			265	265	E-U	
COMMODITY TOTAL		8		664	672		TOTAL DE MARCHANDISE
SHIPS, AIRCRAFT, MIS. VEH.	NORW	43		5	48	NORV	NAVIRES, AVIONS, VEH.DIV
	SWEDN	26			26	SUEDE	
	U S A			175	175	E-U	
	OTHER			4	4	AUTRE	
COMMODITY TOTAL		69		184	253		TOTAL DE MARCHANDISE
RUBBER TIRES AND TUBES	NORW	6			6	NORV	PNEUS, CHAMBRES A AIR
	U S A			50	50	E-U	
COMMODITY TOTAL		6		50	56		TOTAL DE MARCHANDISE
EQUIPMENT MISC.	U K	23	9	142	174	R U	MATERIEL DIVERS
	NORW	342		259	641	NORV	
	SWEDN	109			109	SUEDE	
	LIBER		45	144	189	LIBER	
	U S A			1,308	1,308	E-U	
	OTHER			576	1,618	AUTRE	
COMMODITY TOTAL		2	1,040	2,469	4,039		TOTAL DE MARCHANDISE
PERSONAL, HOUSEHOLD GOODS	U K	476	1,094	373	373	R U	ART.PERS.ET MENAGERS
	GREEK	3			3	GRECC	
	NORW	193		247	440	NORV	
	SWEDN	62			62	SUEDE	
	LIBER			8	8	LIBER	
	JAPAN		1		1	JAPON	
	U S A			363	363	E-U	
	OTHER	176	27	40	243	AUTRE	
COMMODITY TOTAL		434	28	1,031	1,493		TOTAL DE MARCHANDISE
FIREARMS, AMMUNITION	U K			2	2	R U	ARMES A FEU, MUNITIONS
	NORW	2			2	NORV	
COMMODITY TOTAL		2		2	4		TOTAL DE MARCHANDISE
CONTAINERS, CLOSURES	NORW	2		2	2	NORV	CONTENEURS, FERMETURES
	SWEDN	1			1	SUEDE	
	OTHER			3	3	AUTRE	
COMMODITY TOTAL		3		3	6		TOTAL DE MARCHANDISE
MISC. ENG PRODUCTS NES	U K			22	22	R U	PRODUITS FINIS DIV.NOA
	NORW	107		19	126	NORV	
	SWEDN	16			16	SUEDE	
	LIBER		6	1	7	LIBER	
	U S A			92	92	E-U	
	OTHER	21		11	32	AUTRE	
COMMODITY TOTAL		144	6	145	295		TOTAL DE MARCHANDISE
GENERAL CARGO	U K			80	97	R U	MARCHANDISES DIVERSES
	GREEK	17			24	GRECC	
	NORW	24		37	40	NORV	
	SWEDN	3			13	SUEDE	
	LIBER	13		10	29	LIBER	
	JAPAN	19			414	JAPON	
	OTHER	414		102	206	AUTRE	
COMMODITY TOTAL		594		229	823		TOTAL DE MARCHANDISE
CONTAINERIZED FREIGHT	U K	1,402		3,961	5,363	R U	FRET CONTENEURESE
	GER	13,309			13,309	ALL	
	GREEK		144		144	GRECC	
	NORW			1,869	1,869	NORV	
	SWEDN	6,422			6,422	SUEDE	
	LIBER	24,862	164	275	25,301	LIBER	
	JAPAN	118,437		126,075	244,512	JAPON	
	U S A			1,925	1,925	E-U	
	OTHER	15,623	30	29,622	45,275	AUTRE	
COMMODITY TOTAL		180,055	338	163,727	344,120		TOTAL DE MARCHANDISE
COUNTRY/REGION TOTAL		253,751*	23,269*	709,782*	986,802*		TOTAL DE PAYS/REGION
KOREA - SOUTH							KOREE DU SUD
FISH, FRESH OR FROZEN	U S A			21	21	E-U	POISSON, FRAIS OU CONG.

TABLE 2. CARGOES UNLOADED AT CANADIAN PORTS FROM FOREIGN COUNTRIES, IN 1976.

TABLEAU 2. MARCHANDISES DECHARGEES DANS LES PORTS CANADIENS EN PROVENANCE DE PAYS ETRANGERS, EN 1976.

COUNTRY OF ORIGIN AND KIND OF CARGO	REGISTRY OF VESSEL	ATLANTIC	GREAT LAKES	PACIFIC	TOTAL	IMMATIC. DU NAVIRE	PAYS D. ORIGINE ET MARCHANDISE
		ATLANTIQUE	GRANDS LACS	PACIFIQUE	TOTAL		
KOREA - SOUTH							COREE DU SUD
SHELL FISH, NES	NORW	60			60	NORV	SUITE
	U S A			19	19	E-U	MOLLUSQUES CRUST., NDA
COMMODITY TOTAL		60		19	79		TOTAL DE MARCHANDISE
SPICES	NORW	38			38	NORV	EPICES
MISC. FOOD PREP. NES	U S A			17	17	E-U	DIV. PREP. ALIM. NDA
CRUDE VEG. PROD. NES	U S A			1	1	E-U	PR. BRUTS ORIG. VEG. NDA
LUMBER AND TIMBER	U K			805	805	R U	BOIS D'OEUVRE ET CHARP.
	GREEK	600			600	GRECQ	
	LIBER			499	499	LIBER	
COMMODITY TOTAL		600		1,304	1,904		TOTAL DE MARCHANDISE
VENEER, PLYWOOD	U K	2,604	818	3,695	7,117	R U	PLACAGES, CONTRE-PLAQ.
	GREEK	3,253	1,704	2,919	7,876	GRECQ	
	LIBER	1,864	690	18,249	20,803	LIBER	
	JAPAN			3,120	3,120	JAPON	
	OTHER	4,537	1,825		6,362	AUTRE	
COMMODITY TOTAL		12,258	5,037	27,983	45,278		TOTAL DE MARCHANDISE
WOOD FAB. MATERIALS	U K	23		1,656	1,679	R U	DEMI-PRODUITS EN BOIS
	LIBER			1,397	1,397	LIBER	
	U S A			10	10	E-U	
COMMODITY TOTAL		23		3,063	3,086		TOTAL DE MARCHANDISE
PAPERBOARD	LIBER			166	166	LIBER	CARTON
	OTHER		50		50	AUTRE	
COMMODITY TOTAL			50	166	216		TOTAL DE MARCHANDISE
TEXTILE FAB. MTL NES	NORW			205	205	NORV	OUVR. EN MAT. TEXT. NDA
	LIBER			65	65	LIBER	
	U S A			40	40	E-U	
	OTHER			61	61	AUTRE	
COMMODITY TOTAL				371	371		TOTAL DE MARCHANDISE
INORGANIC CHEMS. NES	U S A			4	4	E-U	PROD. CHIM. INORG. NDA
ORGANIC CHEMICALS NES	NORW	19			19	NORV	PROD. CHIM. ORGAN. NDA
PLASTIC MATERIALS	NORW	8			8	NORV	MATIERES PLASTIQUES
	OTHER		19		19	AUTRE	
COMMODITY TOTAL		8	19		27		TOTAL DE MARCHANDISE
DYESTUFF, PIGMENT, PAINT	U S A			6	6	E-U	MAT. COLOR. PIG. PEINTURE
BARNS AND RODS, STEEL	U K			472	472	R U	BARRES ET TIGES ACIER
	GREEK		1,238	200	1,438	GRECQ	
	LIBER	111		2,111	2,222	LIBER	
	JAPAN			50	50	JAPON	
COMMODITY TOTAL		111	1,238	2,833	4,182		TOTAL DE MARCHANDISE
PLATE & SHEET, STEEL	U S A			235	235	R U	TOLES, FEUILLES D'ACIER
	GREEK		539	7,432	7,432	GRECQ	
	LIBER			34	34	LIBER	
	OTHER			34	34	AUTRE	
COMMODITY TOTAL			539	7,701	8,240		TOTAL DE MARCHANDISE
STRUCTURAL SHAPES	U K	446		1,100	1,546	R U	PROFILES DE CONSTRUCT.
	GREEK		2,557	3,985	6,542	GRECQ	
	LIBER			793	793	LIBER	
	JAPAN			136	136	JAPON	
COMMODITY TOTAL		446	2,557	6,014	9,017		TOTAL DE MARCHANDISE
PIPES, TUBES: IRON, STEEL	GREEK		593	1,198	593	GRECQ	TUYAUX, TUBES: FER, ACIER
	LIBER			1,198	1,198	LIBER	
COMMODITY TOTAL			593	1,198	1,791		TOTAL DE MARCHANDISE
WIRE	GREEK		63	241	304	GRECQ	FIL METALLIQUE
	U S A			203	203	E-U	
	OTHER	7			7	AUTRE	
COMMODITY TOTAL		7	63	444	514		TOTAL DE MARCHANDISE
METAL FAB. BASIC PROD.	U K	185	8	82	275	R U	OUVR. DE BASE EN METAL
	GREEK	98			98	GRECQ	
	NORW	18		65	83	NORV	
	LIBER			10,528	10,528	LIBER	
	U S A			38	38	E-U	
COMMODITY TOTAL		301	8	10,713	11,022		TOTAL DE MARCHANDISE
BRICKS, TILES NES	NORW	50			50	NORV	BRQUES, TUILES NDA
	OTHER	45			45	AUTRE	
COMMODITY TOTAL		95			95		TOTAL DE MARCHANDISE
NON-MET. MIN. BASIC PROD	U K	69	369		438	R U	PRGD. MIN. NON-MET. BASE
	GREEK	61	100		161	GRECQ	
	U S A			37	37	E-U	
	OTHER			151	151	AUTRE	
COMMODITY TOTAL		130	469	188	787		TOTAL DE MARCHANDISE
MISC. FABRICATED PROD.	GREEK		189		189	GRECQ	OUVRAGES DIVERS
	OTHER	98	308		406	AUTRE	
COMMODITY TOTAL		98	497		595		TOTAL DE MARCHANDISE
MACHINERY NES	U K			1	1	R U	MACHINES NDA
SHIPS, AIRCRAFT, MIS. VEH	NORW	6			6	NORV	NAVIRES, AVIONS, VEH. DIV
	U S A			110	110	E-U	
COMMODITY TOTAL		6		110	116		TOTAL DE MARCHANDISE
RUBBER TIRES AND TUBES	U S A			8	8	E-U	PNEUS, CHAMBRES A AIR
EQUIPMENT MISC.	U K			20	20	R U	MATERIEL DIVERS
	NORW	14		4	18	NORV	
	LIBER			119	119	LIBER	
	U S A			285	285	E-U	
	OTHER			92	92	AUTRE	
COMMODITY TOTAL		14		520	534		TOTAL DE MARCHANDISE
PERSONAL, HOUSEHOLD GOODS	U S A			123	123	R U	ART. PERS. ET MENAGERS
	GREEK					GRECQ	

TABLE 2. CARGOES UNLOADED AT CANADIAN PORTS FROM FOREIGN COUNTRIES, IN 1976.

TABLEAU 2. MARCHANDISES DECHARGEES DANS LES PORTS CANADIENS EN PROVENANCE DE PAYS ETRANGERS, EN 1976.

COUNTRY OF ORIGIN AND KIND OF CARGO	REGISTRY OF VESSEL	ATLANTIC ATLANTIQUE	GREAT LAKES GRANDS LACS	PACIFIC PACIFIQUE	TOTAL TOTAL	IMMATIC. DU NAVIRE	PAYS D'ORIGINE ET MARCHANDISE
KOREA - SOUTH CONT.							COREE DU SUD SUITE
	NORW	115			115	NORW	
	LIBER			35	35	LIBER	
	U S A			521	521	E-U	
	OTHER		19	42	61	AUTRE	
COMMODITY TOTAL		115	21	721	857		TOTAL DE MARCHANDISE
MISC. END PRODUCTS NES	NORW	18			18	NORW	PRODUITS FINIS DIV.NDA
	U S A			72	72	E-U	
COMMODITY TOTAL		18		72	90		TOTAL DE MARCHANDISE
GENERAL CARGO	LIBER			5	5	LIBER	MARCHANDISES DIVERSES
	OTHER			31	31	AUTRE	
COMMODITY TOTAL				36	36		TOTAL DE MARCHANDISE
CONTAINERIZED FREIGHT	U K			1,617	1,617	R U	FRET CONTENEUREUSE
	GREEK		18		18	GRECQ	
	SWEDN	648			648	SUEDE	
	LIBER			20	20	LIBER	
	JAPAN	196			196	JAPON	
	OTHER			168	168	AUTRE	
COMMODITY TOTAL		844	18	1,805	2,667		TOTAL DE MARCHANDISE
COUNTRY/REGION TOTAL		15,191*	11,109*	65,319*	91,619*		TOTAL DE PAYS/REGION
PHILIPPINES							PHILIPPINES
SHELL FISH,NES	U S A			8	8	E-U	MOLLUSQUES CRUST.,NDA
FRESH FRUITS,BERRIES	GREEK		1,828		1,828	GRECQ	FRUITS, BAIES FRAIS
DRIED FRUITS	OTHER			20	20	AUTRE	FRUITS SECS
FRUITS, PREP. CANNED	GREEK		799		2,940	GRECQ	FRUITS PREP. EN ECITE
	NORW	4,469			4,469	NORW	
	U S A			127	127	E-U	
COMMODITY TOTAL		6,610	799	127	7,536		TOTAL DE MARCHANDISE
NUTS,EXC.DIL NUTS NES	SWEDN	36			36	SUEDE	NOIX,SAUF OLEAG.NDA
	U S A			20	20	E-U	
	OTHER			25	25	AUTRE	
COMMODITY TOTAL		36		45	81		TOTAL DE MARCHANDISE
VEGETABLES, FROZEN	U S A			8	8	E-U	LEGUMES, CONGELES
VEGETABLE PREP.NES	GREEK		800		800	GRECQ	PREP. DE LEGUMES NDA
	SWEDN	3			3	SUEDE	
COMMODITY TOTAL		3	800		803		TOTAL DE MARCHANDISE
MISC.FOOD PREP.NES	U K			3	3	R U	DIV.PREP.ALIM.NDA
	GREEK		801		801	GRECQ	
	LIBER			3	3	LIBER	
	U S A			57	57	E-U	
COMMODITY TOTAL			801	63	864		TOTAL DE MARCHANDISE
ALE,BEER,STOUT,PORTER	U S A			6	6	E-U	ALC,BIERS,STOUT,PORTER
CRUDE ANIMAL PROD.NES	NORW	1			1	NORW	PR.BRUTS CRIS,ANIM.NDA
TEXTILE FIBRES NES	U S A			243	243	E-U	FIBRES TEXTILES NDA
IRON ORE AND CONC	OTHER	9,250			9,250	AUTRE	MINERAI, CONC. DE FER
DRES AND CONC.NES	GREEK	13,950			13,950	GRECQ	MINERAI ET CONC.NDA
LUMBER AND TIMBER	U K			8	8	R U	BOIS D'OEUVRE ET CHARP.
	SWEDN	24			24	SUEDE	
	LIBER			155	155	LIBER	
	U S A			405	405	E-U	
	OTHER			5,293	5,293	AUTRE	
COMMODITY TOTAL		24		5,861	5,885		TOTAL DE MARCHANDISE
VENEER,PLYWOOD	GREEK			101	101	GRECQ	PLACAGES,CONTRE-PLAQ.
	LIBER			339	339	LIBER	
	PANAM			79	79	PANAM	
	U S A			90	90	E-U	
	OTHER			30	30	AUTRE	
COMMODITY TOTAL				639	639		TOTAL DE MARCHANDISE
WOOD FAB.MATERIALS	U K			5	5	R U	DEMI-PRODUITS EN BOIS
	GREEK			92	92	GRECQ	
	SWEDN	1			1	SUEDE	
	LIBER			499	499	LIBER	
	PANAM			99	99	PANAM	
COMMODITY TOTAL		1		695	696		TOTAL DE MARCHANDISE
PAPERBOARD	OTHER	1			42	AUTRE	CARTON
CORDAGE, TWINE, ROPE	U K				22	R U	CORDAGE, FICELLE, CROUE
	NORW	5			5	NORW	
	U S A			24	24	E-U	
COMMODITY TOTAL		5		46	51		TOTAL DE MARCHANDISE
JUTE WOVEN FABRICS	U S A				97	E-U	TISSUS DE JUTE
TEXTILE FAB.MTL NES	U K				1	R U	OUVR. EN MAT. TEXT. NDA
	LIBER				14	LIBER	
	U S A				62	E-U	
COMMODITY TOTAL				77	77		TOTAL DE MARCHANDISE
VEG.OILS,FATS NES	NORW	3,485	8,963		12,448	NORW	HUIL.MAT.GRAS.VEG.NDA
	LIBER	1,597	5,664		7,261	LIBER	
COMMODITY TOTAL		5,082	14,627		19,709		TOTAL DE MARCHANDISE
DYESTUFF,PIGMENT,PAINT	NORW	2			2	NORW	MAT.COLOR.PIG. PEINTURE
CASTINGS,FORGINGS	U S A			150	150	E-U	MOUL.PIECES FORGEES
LEAD AND ALLOYS	NORW				168	NORW	PLOMB ET ALLIAGES
BRICKS,TILES NES	U S A	168			30	E-U	BRIQUES, TUILES NDA
GLASS BASIC PRODUCTS	U K				131	R U	OUVR. DE BASE EN VERRE
	U S A				774	E-U	
COMMODITY TOTAL				905	905		TOTAL DE MARCHANDISE

TABLE 2. CARGOES UNLOADED AT CANADIAN PORTS FROM FOREIGN COUNTRIES, IN 1976.

TABLEAU 2. MARCHANDISES DECHARGEES DANS LES PORTS CANADIENS EN PROVENANCE DE PAYS ETRANGERS, EN 1976.

COUNTRY OF ORIGIN AND KIND OF CARGO	REGISTRY OF VESSEL	ATLANTIC ATLANTIQUE	GREAT LAKES GRANDS LACS	PACIFIC PACIFIQUE	TOTAL TOTAL	IMMATIC. DU NAVIRE	PAYS D'ORIGINE ET MARCHANDISE
PHILIPPINES							PHILIPPINES
ASBESTOS BASIC PROD.	NORW	67			67	NORV	SUITE
NON-MET. MIN. BASIC PROD.	U S A			55	55	E-U	OUVR. DE BASE AMIANTE
MISC. FABRICATED PROD.	U K			5	5	R U	PROD. MIN. NON-MET. BASE
MACHINERY NES	NORW	4			4	NORV	OUVRAGES DIVERS
PASS. AUTOS AND CHASSIS	SWEDN	1			1	SUEDE	MACHINES NDA
MOTOR VEHICLE ENGINES	NORW	1			1	NORV	VOITURES PART., CHASSIS
EQUIPMENT MISC.	NORW	5			5	NORV	MOTEURS DE VEH. AUTOM.
	SWEDN	6			6	SUEDE	MATERIEL DIVERS
	OTHER			12	12	AUTRE	
COMMODITY TOTAL		11		12	23		TOTAL DE MARCHANDISE
PERSONAL, HOUSEHOLD GOODS	U K			55	55	R U	ART. PERS. ET MENAGERS
	SWEDN	4			4	SUEDE	
	U S A			67	67	E-U	
	OTHER			3	3	AUTRE	
COMMODITY TOTAL		4		125	129		TOTAL DE MARCHANDISE
FIREARMS, AMMUNITION	SWEON	3			3	SUEDE	ARMES A FEU, MUNITIONS
CONTAINERS, CLOSURES	U S A			75	75	E-U	CONTENEURS, FERMETURES
MISC. END PRODUCTS NES	U K			2	2	R U	PRODUITS FINIS DIV. NDA
	U S A			9	9	E-U	
COMMODITY TOTAL				11	11		TOTAL DE MARCHANDISE
GENERAL CARGO	OTHER			25	25	AUTRE	MARCHANDISES DIVERSES
CONTAINERIZED FREIGHT	U K			59	59	R U	FRET CONTENEURESE
	SWEDN	88			88	SUEDE	
	U S A			247	247	E-U	
	OTHER			241	241	AUTRE	
COMMODITY TOTAL		88		547	635		TOTAL DE MARCHANDISE
COUNTRY/REGION TOTAL		35,311*	18,855*	9,917*	64,083*		TOTAL DE PAYS/REGION
TAIWAN							TAIWAN
FISH, FRESH OR FROZEN	U S A			22	22	E-U	POISSON, FRAIS OU CONG.
LOBSTER	U S A			3	3	E-U	HOMARD
SHELL FISH, NES	OTHER	10		3	13	AUTRE	MOLLUSQUES CRUST., NDA
FRESH FRUITS, BERRIES	NORW	18			18	NORV	FRUITS, BAIES FRAIS
	SWEDN	20			20	SUEDE	
	U S A			15	15	E-U	
COMMODITY TOTAL		38		19	57		TOTAL DE MARCHANDISE
FRUITS, PREP. CANNED	GREEK	8			8	GRECQ	FRUITS PREP. EN BOITE
	NORW	10			10	NORV	
	LIBER	140		189	329	LIBER	
	U S A			440	440	E-U	
	OTHER	90		149	239	AUTRE	
COMMODITY TOTAL		248		778	1,026		TOTAL DE MARCHANDISE
NUTS, EXC. DIL NUTS NES	U S A			36	36	E-U	NOIX, SAUF OLEAG. NDA
	OTHER	11			11	AUTRE	
COMMODITY TOTAL		11		36	47		TOTAL DE MARCHANDISE
VEGETABLES, FRESH	NORW	69			69	NORV	LEGUMES, FRAIS
	SWEDN	7			7	SUEDE	
	OTHER			1	1	AUTRE	
COMMODITY TOTAL		76		1	77		TOTAL DE MARCHANDISE
VEGETABLES, DRIED	U S A			18	18	E-U	LEGUMES, SECS
VEGETABLE PREP. NES	GREEK	14	86		100	GRECQ	PREP. DE LEGUMES NDA
	NORW	128			128	NORV	
	LIBER	135		55	190	LIBER	
	U S A			371	371	E-U	
	OTHER	645	645	2,091	3,381	AUTRE	
COMMODITY TOTAL		922	731	2,517	4,170		TOTAL DE MARCHANDISE
TEA	GREEK	20			20	GRECQ	THE
	NORW	76			76	NORV	
COMMODITY TOTAL		96			96		TOTAL DE MARCHANDISE
SPICES	NORW	18		2	20	NORV	EPICES
	LIBER	7			7	LIBER	
	U S A			52	52	E-U	
	OTHER			11	11	AUTRE	
COMMODITY TOTAL		25		65	90		TOTAL DE MARCHANDISE
MISC. FOOD PREP. NES	U K			226	226	R U	DIV. PREP. ALIM. NDA
	GREEK	38	270		308	GRECQ	
	NORW	2		8	10	NORV	
	LIBER	146	4	18	168	LIBER	
	U S A			332	332	E-U	
	OTHER	991	248	980	2,219	AUTRE	
COMMODITY TOTAL		1,177	522	1,564	3,263		TOTAL DE MARCHANDISE
RUBBER, ALLIED GUMS, NAT	NORW			18	18	NORV	CAOUTCHUC GOMMES NAT.
	OTHER		30	255	285	AUTRE	
COMMODITY TOTAL			30	273	303		TOTAL DE MARCHANDISE
CRUDE VEG. PROD. NES	LIBER			55	55	LIBER	PR. BRUTS ORIG. VEG. NDA
COTTON, TEXTILE WASTE	OTHER			1	1	AUTRE	DECHETS DE COTON, TEXT.
LUMBER AND TIMBER	U K			31	31	R U	BOIS OEUVRE ET CHARP.
	GREEK	89	1,870		1,959	GRECQ	
	NORW	87		106	193	NORV	
	SWEDN	95			95	SUEDE	
	LIBER	152		54	206	LIBER	
	PANAM			59	59	PANAM	
	U S A			25	25	E-U	
	OTHER	3	170	581	754	AUTRE	
COMMODITY TOTAL		426	2,040	856	3,322		TOTAL DE MARCHANDISE

TABLE 2. CARGOES UNLOADED AT CANADIAN PORTS FROM FOREIGN COUNTRIES, IN 1976.

TABLEAU 2. MARCHANDISES DECHARGÉES DANS LES PORTS CANADIENS EN PROVENANCE DE PAYS ÉTRANGERS, EN 1976.

COUNTRY OF ORIGIN AND KIND OF CARGO	REGISTRY OF VESSEL	ATLANTIC ATLANTIQUE	GREAT LAKES GRANDS LACS	PACIFIC PACIFIQUE	TOTAL TOTAL	IMMATIC. OU NAVIRE	PAYS D'ORIGINE ET MARCHANDISE
TAIWAN							TAIWAN
VENEER, PLYWOOD	U K			18	18	R U	SUITE
	GREEK	8,936	3,945	678	13,559	GRECQ	PLACAGES, CONTRE-PLAQ.
	NORW	29			29	NORV	
	LIBER	4,782	2,858	11,370	19,010	LIBER	
	PANAM			889	889	PANAM	
	U S A			1,733	1,733	E-U	
	OTHER	6,982	2,173	2,264	11,419	AUTRE	
COMMODITY TOTAL		20,729	8,976	16,952	46,657		TOTAL DE MARCHANDISE
WOOD FAB. MATERIALS	U K			94	94	R U	DEMI-PRODUITS EN BOIS
	GREEK	117	9	447	573	GRECQ	
	NORW	48			48	NORV	
	LIBER	177		1,376	1,553	LIBER	
	PANAM			1,513	1,513	PANAM	
	U S A			12	12	E-U	
	OTHER	161	251	320	732	AUTRE	
COMMODITY TOTAL		503	260	3,762	4,525		TOTAL DE MARCHANDISE
PAPER NES	NORW			3	3	NORV	PAPIER NDA
	OTHER			1	1	AUTRE	
COMMODITY TOTAL				4	4		TOTAL DE MARCHANDISE
PAPERBOARD	OTHER	20			20	AUTRE	CARTON
CORDAGE, TWINE, ROPE	U K			1	1	R U	CORDAGE, FTICELLE, CORDE
	U S A			4	4	E-U	
COMMODITY TOTAL				5	5		TOTAL DE MARCHANDISE
JUTE WOVEN FABRICS	U K			5	5	R U	TISSUS DE JUTE
	U S A			16	16	E-U	
COMMODITY TOTAL				21	21		TOTAL DE MARCHANDISE
TEXTILE FAB. MTL NES	U K			2	2	R U	OUVR. EN MAT. TEXT. NDA
	GREEK		4		4	GRECQ	
	NORW	283		3	286	NORV	
	SWEDN	5			5	SUEDE	
	LIBER			89	89	LIBER	
	U S A			61	61	E-U	
	OTHER		11	97	108	AUTRE	
COMMODITY TOTAL		288	15	252	555		TOTAL DE MARCHANDISE
VEG. OILS, FATS NES	LIBER		2,483		2,483	LIBER	HUIL. MAT. GRAS. VEG. NDA
INORGANIC CHEMS. NES	OTHER	4			4	AUTRE	PROD. CHIM. INORG. NDA
ORGANIC CHEMICALS NES	U S A			18	18	E-U	PROD. CHIM. ORGAN. NDA
PLASTIC MATERIALS	U K			15	15	R U	MATIERES PLASTIQUES
	NORW	49			49	NORV	
	U S A			51	51	E-U	
	OTHER		1	20	21	AUTRE	
COMMODITY TOTAL		49	1	86	136		TOTAL DE MARCHANDISE
PLATE & SHEET STEEL	OTHER	6			6	AUTRE	TOLES, PAUILLES D'ACIER
STRUCTURAL SHAPES	OTHER	31			31	AUTRE	PROFILES DE CONSTRUCT.
PIPES, TUBES: IRON, STEEL	U S A			63	63	E-U	TUYAUX, TUBES FER, ACIER
WIRE	U S A			35	35	E-U	FIL METALLIQUE
ALUMINIUM	NORW	32			32	NORV	ALUMINIUM
METAL FAB. BASIC PROD.	U K			71	71	R U	OUVR. DE BASE EN METAL
	GREEK		4		4	GRECQ	
	NORW	41		11	52	NORV	
	LIBER	15	6	20	41	LIBER	
	U S A			48	48	E-U	
	OTHER	103	41		144	AUTRE	
COMMODITY TOTAL		159	51	150	360		TOTAL DE MARCHANDISE
GLASS BASIC PRODUCTS	U K			1,500	1,500	R U	OUVR. DE BASE EN VERRE
	U S A			543	543	E-U	
COMMODITY TOTAL				2,043	2,043		TOTAL DE MARCHANDISE
MISC. FABRICATED PROD.	NORW	3			3	NORV	OUVRAGES DIVERS
	OTHER	4			4	AUTRE	
COMMODITY TOTAL		7			7		TOTAL DE MARCHANDISE
MACHINERY NES	U K			27	27	R U	MACHINES NDA
	NORW	19			19	NORV	
	U S A			12	12	E-U	
COMMODITY TOTAL		19		39	58		TOTAL DE MARCHANDISE
MOTOR VEHICLE ENGINES	SWEDN	5			5	SUEDE	MOTEURS DE VEH. AUTOM.
	U S A			15	15	E-U	
COMMODITY TOTAL		5		15	20		TOTAL DE MARCHANDISE
ROAD MOTOR VEH. NES	OTHER			21	21	AUTRE	VEH. AUTOM. ROUTIERS NDA
SHIPS, AIRCRAFT, MIS. VEH.	NORW	27			27	NORV	NAVIRES, AVIONS, VEH. DIV
	LIBER			90	90	LIBER	
	U S A			171	171	E-U	
	OTHER	29		51	80	AUTRE	
COMMODITY TOTAL		56		312	368		TOTAL DE MARCHANDISE
RUBBER TIRES AND TUBES	NORW	3			3	NORV	PNEUS, CHAMBRES A AIR
EQUIPMENT MISC.	U K			33	33	R U	MATERIEL DIVERS
	NORW	38		4	42	NORV	
	LIBER			143	143	LIBER	
	U S A			436	436	E-U	
	OTHER	45	2	175	222	AUTRE	
COMMODITY TOTAL		83	2	791	876		TOTAL DE MARCHANDISE
PERSONAL, HOUSEHOLD GOODS	U K			913	913	R U	ART. PERS. ET MENAGERS
	NORW	214		19	233	NORV	
	SWEDN	2			2	SUEDE	
	LIBER			109	109	LIBER	
	U S A			1,054	1,054	E-U	
	OTHER	28	23	195	246	AUTRE	
COMMODITY TOTAL		244	23	2,290	2,557		TOTAL DE MARCHANDISE

TABLE 2. CARGOES UNLOADED AT CANADIAN PORTS FROM FOREIGN COUNTRIES, IN 1976.

TABLEAU 2. MARCHANDISES DECHARGEES DANS LES PORTS CANADIENS EN PROVENANCE DE PAYS ETRANGERS, EN 1976.

COUNTRY OF ORIGIN AND KIND OF CARGO	REGISTRY OF VESSEL	ATLANTIC ATLANTIQUE	GREAT LAKES GRANDS LACS	PACIFIC PACIFIQUE	TOTAL TOTAL	IMMATIC. DU NAVIRE	PAYS D'ORIGINE ET MARCHANDISE
TAIWAN							TAIWAN
CONT. CONTAINERS, CLOSURES	NORW	3			3	NORV	SUITE
	SWEDN	4			4	SUEDE	CONTENEURS, FERMETURES
	LIBER			6	6	LIBER	
COMMODITY TOTAL		7		6	13		TOTAL DE MARCHANDISE
MISC. END PRODUCTS NES	U K			41	41	R U	PRODUITS FINIS DIV.NDA
	GREEK		1		1	GRECC	
	NORW	11			11	NORV	
	U S A			73	73	E-U	
	OTHER	4		42	46	AUTRE	
COMMODITY TOTAL		15	1	156	172		TOTAL DE MARCHANDISE
GENERAL CARGO	GREEK	11			11	GRECC	MARCHANDISES DIVERSES
	NORW	7			7	NORV	
	LIBER	2			2	LIBER	
	OTHER	85		88	173	AUTRE	
COMMODITY TOTAL		105		88	193		TOTAL DE MARCHANDISE
CONTAINERIZED FREIGHT	U K	263		3,449	3,712	R U	FRET CONTENEURESE
	GER	3,264			3,264	ALL	
	GREEK	392	29		421	GRECC	
	NORW			53	53	NORV	
	SWEDN	1,338			1,338	SUEDE	
	LIBER	9,034	67	522	9,623	LIBER	
	JAPAN	6			6	JAPON	
	U S A			2,388	2,388	E-U	
	OTHER	2,288	111	2,584	4,983	AUTRE	
COMMODITY TOTAL		16,585	207	8,996	25,788		TOTAL DE MARCHANDISE
COUNTRY/REGION TOTAL		41,979*	15,342*	42,316*	99,637*		TOTAL DE PAYS/REGION
THAILAND							THAILANDE
SHELL FISH, NES	U S A			9	9	E-U	MOLLUSQUES CRUST., NDA
	OTHER			21	21	AUTRE	
COMMODITY TOTAL				30	30		TOTAL DE MARCHANDISE
MACARONI, CEREAL PROD.	NORW	547			547	NORV	PATES ALIM. PRCD. CEREAL
	U S A			153	153	E-U	
	OTHER			168	168	AUTRE	
COMMODITY TOTAL		547		321	868		TOTAL DE MARCHANDISE
FRESH FRUITS, BERRIES	NORW	197			197	NORV	FRUITS, BAIES FRAIS
FROZEN FRUITS, BERRIES	U S A			20	20	E-U	FRUITS, BAIES CONGEELES
FRUITS, PREP. CANNED	NORW	80			80	NORV	FRUITS PREP. EN BOITE
	U S A			445	445	E-U	
COMMODITY TOTAL		80		445	525		TOTAL DE MARCHANDISE
VEGETABLES, DRIED	NORW	53			53	NORV	LEGUMES, SECS
	U S A			123	123	E-U	
COMMODITY TOTAL		53		123	176		TOTAL DE MARCHANDISE
MISC. FOOD PREP. NES	U K			290	290	R U	DIV. PREP. ALIM. NDA
	NORW	19			19	NORV	
	U S A			69	69	E-U	
COMMODITY TOTAL		19		359	378		TOTAL DE MARCHANDISE
RUBBER, ALLIED GUMS, NAT	NORW	3			3	NORV	CAOUTCHUC GUMMES NAT.
DRES AND CONC. NES	NORW	55			55	NORV	MINERAIS ET CONC. NDA
LUMBER AND TIMBER	U K			1	1	R U	BOIS OEUVRE ET CHARP.
	NORW	39			39	NORV	
	U S A			109	109	E-U	
	OTHER			94	94	AUTRE	
COMMODITY TOTAL		39		204	243		TOTAL DE MARCHANDISE
VENEER, PLYWOOD	NORW	34			34	NORV	PLACAGES, CONTRE-PLAQ.
	U S A			43	43	E-U	
COMMODITY TOTAL		34		43	77		TOTAL DE MARCHANDISE
WOOD FAB. MATERIALS	U K			245	245	R U	DEMI-PRODUITS EN BOIS
CORDAGE, TWINE, ROPE	OTHER			6	6	AUTRE	CORDAGE, FICELLE, CORDRE
JUTE WOVEN FABRICS	U K			6	6	R U	TISSUS DE JUTE
TEXTILE FAB. MTL NES	U K			17	17	R U	OUVR. EN MAT. TEXT. NDA
	NORW	22			22	NORV	
COMMODITY TOTAL		22		17	39		TOTAL DE MARCHANDISE
STRUCTURAL SHAPES	U K			11	11	R U	PROFILES DE CONSTRUCT.
	NORW	100			100	NORV	
COMMODITY TOTAL		100		11	111		TOTAL DE MARCHANDISE
COPPER AND ALLOYS	NORW	66			66	NORV	CUIVRE ET ALLIAGES
NON-FERROUS METALS NES	NORW	11			11	NORV	METAUX NON-FERREUX NDA
METAL FAB. BASIC PROD.	NORW	44			44	NORV	OUVR. DE BASE EN METAL
MISC. FABRICATED PROD.	NORW	57			57	NORV	OUVRAGES DIVERS
MACHINERY NES	U K			1	1	R U	MACHINES NDA
EQUIPMENT MISC.	U K			1	1	R U	MATERIEL DIVERS
	NORW	164			164	NORV	
COMMODITY TOTAL		164		1	165		TOTAL DE MARCHANDISE
PERSONAL, HOUSEHOLD GOODS	U K			36	36	R U	ART. PERS. ET MENAGERS
	NORW	9			9	NORV	
	U S A			38	38	E-U	
	OTHER			14	14	AUTRE	
COMMODITY TOTAL		9		88	97		TOTAL DE MARCHANDISE
MISC. END PRODUCTS NES	U K			2	2	R U	PRODUITS FINIS DIV. NDA
	U S A			12	12	E-U	
COMMODITY TOTAL				14	14		TOTAL DE MARCHANDISE
CONTAINERIZED FREIGHT	U K			59	59	R U	FRET CONTENEURESE
	U S A			53	53	E-U	

TABLE 2. CARGOES UNLOADED AT CANADIAN PORTS FROM FOREIGN COUNTRIES, IN 1976.

TABLEAU 2. MARCHANDISES DECHARGEES DANS LES PORTS CANADIENS EN PROVENANCE DE PAYS ETRANGERS, EN 1976.

COUNTRY OF ORIGIN AND KIND OF CARGO	REGISTRY OF VESSEL	ATLANTIC ATLANTIQUE	GREAT LAKES GRANDS LACS	PACIFIC PACIFIQUE	TOTAL TOTAL	IMMATIC. OU NAVIRE	PAYS D'ORIGINE ET MARCHANDISE
THAILAND COMMODITY TOTAL				171	171		THAILANDE TOTAL DE MARCHANDISE
COUNTRY/REGION TOTAL		1,500*	*	2,105*	3,605*		TOTAL DE PAYS/REGION
AUSTRALIA MEAT, FRESH OR FROZEN	U K GER NORW U S A	585			585	R U ALL NORV E-U	AUSTRALIE VIANDE, FRAICHE / CONG.
COMMODITY TOTAL		585		6,886	7,471		TOTAL DE MARCHANDISE VIANDES ET PREP. NDA
MEAT AND MEAT PREP. NES	GER U S A			47	47	ALL E-U	TOTAL DE MARCHANDISE
LOBSTER	U S A			6	6	E-U	HOMARD
CHEESE	GER U S A			25 33	25 33	ALL E-U	FROMAGE
COMMODITY TOTAL				58	58		TOTAL DE MARCHANDISE PROD. LAIT., OEUFS, MIEL
DAIRY PROD., EGGS, HONEY	GER U S A			23 16	23 16	ALL E-U	TOTAL DE MARCHANDISE CEREALES NON MOUL., NDA PROD. BCU., PROD. CONG.
COMMODITY TOTAL				39	39		TOTAL DE MARCHANDISE CEREALES NON MOUL., NDA PROD. BCU., PROD. CONG.
CEREALS UNMILLED, NES	GER			40	40	ALL	Fruits, BAIES FRAIS
BAKERY PROD., INC. FROZEN	U S A			1	1	E-U	TOTAL DE MARCHANDISE FRUITS SECS
FRESH FRUITS, BERRIES	GER U S A			458 52	458 52	ALL E-U	TOTAL DE MARCHANDISE PULPE DE FRUIT, PUREE FRUITS PREP. EN ECOTE
COMMODITY TOTAL				510	510		TOTAL DE MARCHANDISE SUCRE BRUT
DRIED FRUITS	GER U S A			1,110 438	1,110 438	ALL E-U	TOTAL DE MARCHANDISE PREP. A BASE DE SUCRE
COMMODITY TOTAL				1,548	1,548		TOTAL DE MARCHANDISE CACAO ET CHOCOLAT
FRUIT PULP, PUREE	GER			2	2	ALL	CAFE
FRUITS, PREP. CANNED	GER U S A			685 1,174	685 1,174	ALL E-U	THE
COMMODITY TOTAL				1,859	1,859		EPICES
RAW SUGAR	U K GREEK NORW LIBER PANAM CAN OTHER	61,848 166,693 24,559 32,204 28,415 6,553	61,275 16,600		61,848 227,968 24,559 48,804 24,420 28,415 37,179	R U GRECC NORV LIBER PANAM CAN AUTRE	TOTAL DE MARCHANDISE OIV. PREP. ALIM. NDA
COMMODITY TOTAL		320,712	108,061	24,420	453,193		TOTAL DE MARCHANDISE CONC., PROCV. COMPLETEES ALE, BIERE, STOUT, PORTER VINS
SUGAR PREPARATIONS	GER U S A				8 10	ALL E-U	TOTAL DE MARCHANDISE BOISS. ALCOOL. DIST.
COMMODITY TOTAL					18		TOTAL DE MARCHANDISE PR. BRUTS ORIG. ANIM. NDA FIBRES TEXTILES NDA MINERAIS ALUMINE, BAUX.
COCOA AND CHOCOLATE	U S A				40	E-U	TOTAL DE MARCHANDISE DECHETS DE FER, D'ACIER BOIS D'OEUVRE ET CHARP. CARTON
COFFEE	U S A				2,862	E-U	SELS METALLIQUES PROD. CHIM. INORG. NDA PROD. CHIM. ORGAN. NDA
TEA	U S A				279	E-U	MATIERES PLASTIQUES PROD. CHIM. SPECIAUX NDA GOURN. PRAT. DE BOUIL.
SPICES	GER U S A				2 2	ALL E-U	
COMMODITY TOTAL					4		
MISC. FOOD PREP. NES	GER U S A				179 10	ALL E-U	
COMMODITY TOTAL					189		
CONC. COMPLETE FEEDS	U S A				38	E-U	
ALE, BEER, STOUT, PORTER	NORW				9	NORV	
WINES	GER U S A				60 15	ALL E-U	
COMMODITY TOTAL					75		
DIST. ALCOHOLIC BEV.	GER NORW				76 93	ALL NORV	
COMMODITY TOTAL					169		
CRUDE ANIMAL PROD. NES	U S A				1	E-U	
TEXTILE FIBRES NES	GER				4	ALL	
ALUMINA, BAUXITE ORES	DENMK GREEK LIBER OTHER				35,462 137,593 299,829	DANMK GRECC LIBER AUTRE	
COMMODITY TOTAL		5,500			5,500		
NICKEL-COPPER ORE	U K NORW PANAM	5,500			472,884 6,490 11,302 6,390	R U NORV PANAM	
COMMODITY TOTAL					24,182		
ORES AND CONC. NES	GER NORW LIBER OTHER		14,912		18 14,912 16,137 10,081	ALL NORV LIBER AUTRE	
COMMODITY TOTAL		16,137	14,912	18	41,148		
IRON AND STEEL SCRAP	NORW				73	NORV	
LUMBER AND TIMBER	NORW				26	NORV	
PAPERBOARD	U S A				161	E-U	
METALLIC SALTS	NORW				246	NORV	
INCRGANIC CHEMS. NES	NORW				241	NORV	
ORGANIC CHEMICALS NES	NORW				187	NORV	
PLASTIC MATERIALS	GER				21	ALL	
CHEM. SPECIALTIES NES	U S A				2	E-U	
COAL TAR, PITCH	GREEK				5,347	GRECC	

TABLE 2. CARGOES UNLOADED AT CANADIAN PORTS FROM FOREIGN COUNTRIES, IN 1976.

TABLÉAU 2. MARCHANDISES DECHARGÉES DANS LES PORTS CANADIENS EN PROVENANCE DE PAYS ÉTRANGERS, EN 1976.

COUNTRY OF ORIGIN AND KIND OF CARGO	REGISTRY OF VESSEL	ATLANTIC ATLANTIQUE	GREAT LAKES GRANDS LACS	PACIFIC PACIFIQUE	TOTAL TOTAL	IMMATIC. DU NAVIRE	PAYS D'ORIGINE ET MARCHANDISE
AUSTRALIA CONT.							AUSTRALIE SUITE
	LIBER PANAM			6,604	6,604	LIBER PANAM	
				6,401	6,401		
COMMODITY TOTAL				18,352	18,352		TOTAL DE MARCHANDISE
STRUCTURAL SHAPES	U S A			3	3	E-U	PROFILES DE CONSTRUCT.
PIPES, TUBES: IRON, STEEL	GER			7	7	ALL	TUYAUX, TUBES: FER, ACIER
	U S A			2	2	E-U	
COMMODITY TOTAL				9	9		TOTAL DE MARCHANDISE
WIRE	U S A			537	537	E-U	FIL METALLIQUE
NICKEL AND ALLOYS	NORW			1,617	1,617	NORW	NICKEL ET ALLIAGES
METAL FAB. BASIC PROD.	GER			1	1	ALL	OUVR. DE BASE EN METAL
	U S A			1	1	E-U	
COMMODITY TOTAL				2	2		TOTAL DE MARCHANDISE
GLASS BASIC PRODUCTS	GER			62	62	ALL	OUVR. DE BASE EN VERRE
	U S A			355	355	E-U	
COMMODITY TOTAL				417	417		TOTAL DE MARCHANDISE
TRACTORS	U K	50			50	R U	TRACTEURS
	U S A			3	3	E-U	
COMMODITY TOTAL		50		3	53		TOTAL DE MARCHANDISE
MACHINERY NES	GER			4	4	ALL	MACHINES NDA
	U S A			30	30	E-U	
COMMODITY TOTAL				34	34		TOTAL DE MARCHANDISE
MOTOR VEHICLE ENGINES	GER			7	7	ALL	MOTEURS DE VEH. AUTOM.
	U S A			8	8	E-U	
COMMODITY TOTAL				15	15		TOTAL DE MARCHANDISE
SHIPS, AIRCRAFT, MIS. VEH	GER			225	225	ALL	NAVIRES, AVIONS, VEH. DIV
	U S A			2	2	E-U	
COMMODITY TOTAL				227	227		TOTAL DE MARCHANDISE
EQUIPMENT MISC.	GER			33	33	ALL	MATERIEL DIVERS
	U S A			56	56	E-U	
COMMODITY TOTAL				89	89		TOTAL DE MARCHANDISE
PERSONAL, HOUSEHOLD GOODS	GER			110	110	ALL	ART. PERS. ET MENAGERS
	NORW			5	5	NORW	
	U S A			76	76	E-U	
COMMODITY TOTAL				191	191		TOTAL DE MARCHANDISE
MISC. END PRODUCTS NES	GER			8	8	ALL	PRODUITS FINIS DIV. NDA
	U S A			68	68	E-U	
COMMODITY TOTAL				76	76		TOTAL DE MARCHANDISE
GENERAL CARGO	U K			3,084	3,084	R U	MARCHANDISES DIVERSES
	GER			154	154	ALL	
	SWEDN			5,239	5,239	SUEDE	
	U S A			2	2	E-U	
	OTHER			4,828	4,828	AUTRE	
COMMODITY TOTAL				13,307	13,307		TOTAL DE MARCHANDISE
CONTAINERIZED FREIGHT	U K	36,977			36,977	R U	FRET CONTENEURESE
	GER	28,915		1,970	30,885	ALL	
	NORW			41	41	NORW	
	SWEDN	1,804			1,804	SUEDE	
	OTHER	3,631			3,631	AUTRE	
COMMODITY TOTAL		71,327		2,011	73,338		TOTAL DE MARCHANDISE
COUNTRY/REGION TOTAL		424,392*	122,973*	574,114*	1,121,479*		TOTAL DE PAYS/REGION
FIJI							FIDJI
SPICES	U K			72	72	R U	ÉPICES
MISC. FOOD PREP. NES	U K			2	2	R U	DIV. PRÉP. ALIM. NDA
CONC. COMPLETE FEEDS	U S A			127	127	E-U	CONC., PRDV. COMPLETES
NON-FERROUS METALS NES	U K			1	1	R U	METALLS NON-FERREUX NDA
MACHINERY NES	U K			1	1	R U	MACHINES NDA
SHIPS, AIRCRAFT, MIS. VEH	U K			2	2	R U	NAVIRES, AVIONS, VEH. DIV
PERSONAL, HOUSEHOLD GOODS	U K			20	20	R U	ART. PERS. ET MENAGERS
COUNTRY/REGION TOTAL		*	*	225*	225*		TOTAL DE PAYS/REGION
NEW ZEALAND							NOUV.-ZELANDE
MEAT, FRESH OR FROZEN	U K			2,969	2,969	R U	VIANDE, FRAICHE / CONG.
	GER			1,752	1,752	ALL	
	U S A			2,478	2,478	E-U	
COMMODITY TOTAL				7,199	7,199		TOTAL DE MARCHANDISE
FISH, FRESH OR FROZEN	U K			1	1	R U	POISSON, FRAIS OU CONG.
FISH, SALTED OR CURED	U K			2	2	R U	POISSON, SALE OU FUME
SHELL FISH, NES	U K			1	1	R U	MOLLUSQUES CRUST., NDA
CHEESE	GER			18	18	ALL	FROMAGE
	U S A			18	18	E-U	
COMMODITY TOTAL				36	36		TOTAL DE MARCHANDISE
APPLES	U K	225			225	R U	POMMES
	DENMK	1,352			1,352	DANMK	
	GER			4	4	ALL	
COMMODITY TOTAL		1,577		4	1,581		TOTAL DE MARCHANDISE
FRESH FRUITS, BERRIES	U K	732		15	747	R U	FRUITS, BAIES FRAIS
	U S A			9	9	E-U	
COMMODITY TOTAL		732		24	756		TOTAL DE MARCHANDISE
FRUIT JUICES	GER			320	320	ALL	JUS DE FRUIT
	U S A			29	29	E-U	
COMMODITY TOTAL				349	349		TOTAL DE MARCHANDISE

TABLE 2. CARGOES UNLOADED AT CANADIAN PORTS FROM FOREIGN COUNTRIES, IN 1976.

TABLEAU 2. MARCHANDISES DECHARGEES DANS LES PORTS CANADIENS EN PROVENANCE DE PAYS ETRANGERS, EN 1976.

COUNTRY OF ORIGIN AND KIND OF CARGO	REGISTRY OF VESSEL	ATLANTIC ATLANTIQUE	GREAT LAKES GRANDS LACS	PACIFIC PACIFIQUE	TOTAL TOTAL	IMMATIC. DU NAVIRE	PAYS D'ORIGINE ET MARCHANDISE
NEW ZEALAND CONT.							NOUV.- ZELANDE SUITE
FPLITS, PREP. CANNED	U S A			9	9	E-U	FRUITS PREP. EN BOITE
VEGETABLES, FRESH	U K			55	55	R U	LEGUMES, FRAIS
	GER			5	5	ALL	
COMMODITY TOTAL				60	60		TOTAL DE MARCHANDISE
VEGETABLES, FROZEN	U S A			11	11	E-U	LEGUMES, CONGELES
VEGETABLES, DRIED	U K			8	8	R U	LEGUMES, SECS
MISC. FOOD PREP. NES	GER			12	12	ALL	DIV. PREP. ALIM. NDA
ALE, BEER, STOUT, PORTER	U K			63	63	R U	ALE, BIERE, STOUT, PORTER
WINES	U K			94	94	R U	VINS
	GER			33	33	ALL	
COMMODITY TOTAL				127	127		TOTAL DE MARCHANDISE
DIST. ALCOHOLIC BEV.	GER			72	72	ALL	BOISS. ALCOOL. DIST.
RAW HIDES AND SKINS	U K			1	1	R U	PEAUX ET CUIRS BRUT
CRUDE ANIMAL PROD. NES	U K			1	1	R U	PR. BRUTS ORIG. ANIM. NDA
	U S A			90	90	E-U	
COMMODITY TOTAL				91	91		TOTAL DE MARCHANDISE
SEEDS FOR SOWING NES	U K			5	5	R U	GRAINES DE SEMENCE NDA
	GER			12	12	ALL	
COMMODITY TOTAL				17	17		TOTAL DE MARCHANDISE
OIL SEEDS, NUTS NES	GER			23	23	ALL	GRAINES, NOIX OLEAG. NDA
WOOL AND ANIMAL HAIR	U K			20	20	R U	LAINE, POILS ANIMAL
	GER			49	49	ALL	
COMMODITY TOTAL				69	69		TOTAL DE MARCHANDISE
LUMBER AND TIMBER	GER			8	8	ALL	BOIS COEUVRE ET CHARP.
SAWMILL PRODUCTS NES	U S A			7	7	E-U	SCIAGES NDA
WOOD PAK. MATERIALS	U S A			2	2	E-U	DEMI-PRODUITS EN BOIS
BLDG. PAPER AND BOARD	GER			6	6	ALL	PLAQ. CONSTR., PAP/CART.
TEXTILE FAB. MTL NES	GER			27	27	ALL	OUVR. EN MAT. TEXT. NDA
ANIMAL OILS, EXC. MARINE	GER			13	13	ALL	HUIL. ANIM. SAUF AN. MAR.
PLASTIC MATERIALS	GER			6	6	ALL	MATIERES PLASTIQUES
CASTINGS, FORGINGS	U S A			1	1	E-U	MUL. PIECES FORGEES
BARNS AND RODS, STEEL	U K			1,567	1,567	R U	GARNES ET TIGES ACIER
	U S A			2,314	2,314	E-U	
COMMODITY TOTAL				3,881	3,881		TOTAL DE MARCHANDISE
PLATE & SHEET STEEL	U S A			1,670	1,670	E-U	TOLLES, FEUILLES DACIER
WIRE	U K			2,560	2,560	R U	FIL METALLIQUE
	GER			159	159	ALL	
	U S A			79	79	E-U	
COMMODITY TOTAL				2,798	2,798		TOTAL DE MARCHANDISE
COPPER AND ALLOYS	U S A			1	1	E-U	CUIVRE ET ALLIAGES
METAL FAB. BASIC PRCD.	GER			16	16	ALL	OUVR. DE BASE EN META.
	U S A			3	3	E-U	
COMMODITY TOTAL				19	19		TOTAL DE MARCHANDISE
MACHINERY NES	U K			6	6	R U	MACHINES NDA
	GER			1	1	ALL	
COMMODITY TOTAL				7	7		TOTAL DE MARCHANDISE
PASS. AUTOS AND CHASSIS	U K			1	1	R U	VOITURES PART., CHASSIS
MOTOR VEHICLE ENGINES	U K			1	1	R U	MOTEURS DE VEH. AUTOM.
RUBBER TIRES AND TUBES	U K			2	2	R U	PNEUS, CHAMBRES A AIR
EQUIPMENT MISC.	U K			2	2	R U	MATERIEL DIVERS
	GER			2	2	ALL	
	U S A			7	7	E-U	
COMMODITY TOTAL				11	11		TOTAL DE MARCHANDISE
PERSONAL, HOUSEHOLD GOODS	U K			57	57	R U	ART. PERS. ET MENAGERS
	GER			164	164	ALL	
	U S A			7	7	E-U	
COMMODITY TOTAL				228	228		TOTAL DE MARCHANDISE
CONTAINERS, CLOSURES	GER			19	19	ALL	CONTENEURS, FERMETURES
GENERAL CARGO	U K			7	7	R U	MARCHANDISES DIVERSES
	GER			7	7	ALL	
COMMODITY TOTAL				14	14		TOTAL DE MARCHANDISE
CONTAINERIZED FREIGHT	U K	21,999			21,999	R U	FRET CONTENEUREUSE
	GER	18,296		1,102	19,398	ALL	
	OTHER	2,351			2,351	AUTRE	
COMMODITY TOTAL		42,646		1,102	43,748		TOTAL DE MARCHANDISE
COUNTRY/REGION TOTAL		44,955*	*	18,003*	62,958*		TOTAL DE PAYS/REGION
U.S. OCEANIA							OCEANIE E-U.
CONC. COMPLETE FEEDS	U S A			19	19	E-U	CONC., PROV. COMPLETES
PERSONAL, HOUSEHOLD GOODS	U S A			1	1	E-U	ART. PERS. ET MENAGERS
COUNTRY/REGION TOTAL		*	*	20*	20*		TOTAL DE PAYS/REGION
BANGLADESH							BANGLADESH
MEAT, FRESH OR FROZEN	OTHER	11			11	AUTRE	VIANDE, FRAICHE / CONG.
SHELL FISH, NES	OTHER	22			22	AUTRE	MOLLUSQUES CRUST., NDA
COFFEE	U K		18		18	R U	CAFE
TEA	U K	137	26		163	R U	THE
	DEAMK	13			13	DANMK	
	GREEK	54	215		269	GREQC	
	OTHER	24		117	141	AUTRE	
COMMODITY TOTAL		228	241	117	586		TOTAL DE MARCHANDISE
SPICES	OTHER		3		3	AUTRE	EPICES

TABLE 2. CARGOES UNLOADED AT CANADIAN PORTS FROM FOREIGN COUNTRIES, IN 1976.

TABLAU 2. MARCHANDISES DECHARGEES DANS LES PORTS CANADIENS EN PROVENANCE DE PAYS ETRANGERS, EN 1976.

COUNTRY OF ORIGIN AND KIND OF CARGO	REGISTRY OF VESSEL	ATLANTIC ATLANTIQUE	GREAT LAKES GRANDS LACS	PACIFIC PACIFIQUE	TOTAL TOTAL	IMMATIC. DU NAVIRE	PAYS D'ORIGINE ET MARCHANDISE
BANGLADESH							BANGLADESH
CONT. CORDAGE, TWINE, ROPE	U K		513		513	R U	SUITE CORDAGE, FICELLE, CORDE
JUTE WOVEN FABRICS	U K	3,516	563		4,079	R U	TISSUS DE JUTE
	DENMK	559			559	DANMK	
	GREEK	425	375		800	GRECC	
	LIBER	1,006			1,006	LIBER	
	OTHER	9,449	519	510	10,478	AUTRE	
COMMODITY TOTAL		14,955	1,457	510	16,922		TOTAL DE MARCHANDISE
TEXTILE FAB. MTL NES	U K	109			109	R U	OUVR. EN MAT. TEXT. NDA
	OTHER	1,164	43		1,207	AUTRE	
COMMODITY TOTAL		1,273	43		1,316		TOTAL DE MARCHANDISE
EQUIPMENT MISC.	U K	2			2	R U	MATERIEL DIVERS
PERSONAL, HSEHOLD GOODS	U K		1		1	R U	ART. PERS. ET MENAGERS
	DENMK	4			4	DANMK	
	OTHER	124			124	AUTRE	
COMMODITY TOTAL		128	1		129		TOTAL DE MARCHANDISE
COUNTRY/REGION TOTAL		16,619*	2,276*	627*	19,522*		TOTAL DE PAYS/REGION
GUYANA							GUYANE
RAW SUGAR	OTHER	3,024			3,024	AUTRE	SUCRE BRUT
DIST. ALCOHOLIC BEV.	GER	265			265	ALL	BOISS. ALCOOL. DIST.
	NORW	296			296	NORV	
COMMODITY TOTAL		561			561		TOTAL DE MARCHANDISE
ALUMINA, BAUXITE DRES	GER	1,913			1,913	ALL	MINERAIS ALUMINE, BAUX.
	NORW	7,908			7,908	NORV	
	LIBER		7,558		7,558	LIBER	
COMMODITY TOTAL		9,821	7,558		17,379		TOTAL DE MARCHANDISE
LUMBER AND TIMBER	GER	5			5	ALL	BOIS D'OEUVRE ET CHARP.
DYESTUFF, PIGMENT, PAINT	GER	2			2	ALL	MAT. COLOR. PIG. PEINTURE
PERSONAL, HSEHOLD GOODS	GER	1			1	ALL	ART. PERS. ET MENAGERS
	NORW	211			211	NORV	
COMMODITY TOTAL		212			212		TOTAL DE MARCHANDISE
CONTAINERIZED FREIGHT	GER	189			189	ALL	FRET CONTENEURESE
	NORW	618			618	NORV	
COMMODITY TOTAL		807			807		TOTAL DE MARCHANDISE
COUNTRY/REGION TOTAL		14,432*	7,558*	*	21,990*		TOTAL DE PAYS/REGION
ARGENTINA							ARGENTINE
MEAT, FRESH OR FRCZEN	OTHER	710			710	AUTRE	VIANDE, FRAICHE / CONG.
MEAT AND MEAT PREP. NES	U S A			2	2	E-U	VIANDES ET PREP. NDA
	OTHER	1,804			1,804	AUTRE	
COMMODITY TOTAL		1,804		2	1,806		TOTAL DE MARCHANDISE
CHEESE	U S A			46	46	E-U	FROMAGE
	OTHER	339		5	344	AUTRE	
COMMODITY TOTAL		339		51	390		TOTAL DE MARCHANDISE
DAIRY PROD. EGGS, HCNEY	OTHER	264	147		411	AUTRE	PROD. LAIT., OEUF, MIEL
FRCZEN FRUITS, BERRIES	OTHER	28			28	AUTRE	FRUITS, BAIES CONGELES
DRIED FRUITS	OTHER	5			5	AUTRE	FRUITS SECS
FRUIT JUICES	U S A			261	261	E-U	JUS DE FRUIT
	OTHER	292		139	431	AUTRE	
COMMODITY TOTAL		292		400	692		TOTAL DE MARCHANDISE
SUGAR PREPARATIONS	OTHER	88			88	AUTRE	PREP. A BASE DE SUCRE
COCOA AND CHOCOLATE	OTHER	14			14	AUTRE	CACAO ET CHOCOLAT
COFFEE	OTHER	113		226	339	AUTRE	CAFE
TEA	OTHER	96	11		107	AUTRE	THE
MISC. FOOD PREP. NES	OTHER	72	2		80	AUTRE	DIV. PREP. ALIM. NDA
FEEDS, VEGETABLE ORIGIN	OTHER	25		6	25	AUTRE	PROV. D'ORIGINE VEGETALE
WINES	U S A			1	1	E-U	VINS
	OTHER	55			55	AUTRE	
COMMODITY TOTAL		55		1	56		TOTAL DE MARCHANDISE
FERM. ALCOHOLIC BEV.	U S A			20	20	E-U	BOISS. ALCOOL. FERME.
SEEDS FOR SOWING NES	OTHER	122			122	AUTRE	GRAINES DE SEMENCE NDA
WOOL AND ANIMAL HAIR	OTHER	12			12	AUTRE	LAIN, POILS ANIMAL
TEXTILE FIBRES NES	OTHER	940			940	AUTRE	FIBRES TEXTILES NDA
ASBESTOS	OTHER	15			15	AUTRE	AMIANTE
CRUDE NON-MET. MIN. NES	OTHER	1			1	AUTRE	MIN. NON-MET. BRUTS NOA
WASTE AND SCRAP NES	OTHER			4	4	AUTRE	DECHETS ET REBUTS NDA
LEATHER	OTHER	165	22		187	AUTRE	CUIR
LUMBER AND TIMBER	OTHER			12	12	AUTRE	BOIS D'OEUVRE ET CHARP.
PAPER NES	OTHER			3	3	AUTRE	PAPIER NDA
CORDAGE, TWINE, ROPE	OTHER	200			200	AUTRE	CORDAGE, FICELLE, CORDE
TEXTILE FAB. MTL NES	OTHER	18			18	AUTRE	OUVR. EN MAT. TEXT. NDA
OILS, FATS, WAXES NES	OTHER		356		356	AUTRE	HUIL, MAT. GRAS, CIRE NDA
INORGANIC CHEMS. NES	OTHER	22			22	AUTRE	PROD. CHIM. INORG. NDA
BARRES AND RODS, STEEL	PANAM		2,565		2,565	PANAM	BARRES ET TIGES ACIER
STRUCTURAL SHAPES	OTHER	4,293			4,293	AUTRE	PROFILES DE CONSTRUCT.
GLASS BASIC PRODUCTS	OTHER			203	203	AUTRE	OUVR. DE BASE EN VERRE
NON-MET. MIN. BASIC PROD	OTHER	1			1	AUTRE	PROD. MIN. NON-MET. BASE
MACHINERY NES	OTHER	41			41	AUTRE	MACHINES NDA
EQUIPMENT MISC.	OTHER	19			19	AUTRE	MATERIEL DIVERS
PERSONAL, HSEHOLD GOODS	U S A				4	E-U	ART. PERS. ET MENAGERS
	OTHER	18	17	12	47	AUTRE	
COMMODITY TOTAL		18	17	12	47		TOTAL DE MARCHANDISE

TABLE 2. CARGOES UNLOADED AT CANADIAN PORTS FROM FOREIGN COUNTRIES, IN 1976.

TABLEAU 2. MARCHANDISES DECHARGEES DANS LES PORTS CANADIENS EN PROVENANCE DE PAYS ETRANGERS, EN 1976.

COUNTRY OF ORIGIN AND KIND OF CARGO	REGISTRY OF VESSEL	ATLANTIC ATLANTIQUE	GREAT LAKES GRANDS LACS	PACIFIC PACIFIQUE	TOTAL TOTAL	IMMATIC. DU NAVIRE	PAYS D'ORIGINE ET MARCHANDISE
ARGENTINA CONT.							ARGENTINE SUITE
FIREARMS, AMMUNITION	OTHER		2		2	AUTRE	ARMES A FEU, MUNITIONS
MISC. END PRODUCTS NES	OTHER	5			5	AUTRE	PRODUITS FINIS DIV. NOA
GENERAL CARGO	OTHER		133	1	134	AUTRE	MARCHANDISES DIVERSES
CONTAINERIZED FREIGHT	U S A			375	375	E-U	FRET CONTENEURESE
COMMODITY TOTAL	OTHER	44	54		98	AUTRE	
	OTHER	44	54	375	473		TOTAL DE MARCHANDISE
COUNTRY/REGION TOTAL		9,821*	3,309*	1,328*	14,458*		TOTAL DE PAYS/REGION
BRAZIL							BRESIL
MEAT, FRESH OR FROZEN	OTHER		1		1	AUTRE	VIANDE, FRAICHE / CONG.
MEAT, CURED	U S A			2	2	E-U	VIANDE FUMEE OU SALEE
MEAT AND MEAT PREP. NES	GREEK	152		14	166	GREQ	VIANDES ET PREP. NOA
	PANAM			33	33	PANAM	
	OTHER	1,229			1,229	AUTRE	
COMMODITY TOTAL	OTHER	1,381		47	1,428		TOTAL DE MARCHANDISE
CEREALS UNMILLED, NES	OTHER	11			11	AUTRE	CEREALES NON MOUL., NOA
MACARONI, CEREAL PROD.	PANAM			6	6	PANAM	PATES ALIM. PROD. CEREAL
COMMODITY TOTAL	OTHER	144			144	AUTRE	
FRUIT JUICES	GREEK	10,786			10,786	GREQ	TOTAL DE MARCHANDISE
	ITALY			1,123	1,123	ITAL	JUS DE FRUIT
	U S A			333	333	E-U	
	OTHER	4,608	29		4,637	AUTRE	
COMMODITY TOTAL	OTHER	15,394	29	1,456	16,879		TOTAL DE MARCHANDISE
NUTS, EXC. OIL NUTS NES	OTHER	132	287		419	AUTRE	NOIX, SAUF OLEAG. NOA
VEGETABLE PREP. NES	U S A			43	43	E-U	PREP. DE LEGUMES NOA
	OTHER	60			60	AUTRE	
COMMODITY TOTAL	OTHER	60		43	103		TOTAL DE MARCHANDISE
SUGAR PREPARATIONS	OTHER	902			902	AUTRE	PREP. A BASE DE SUCRE
COCOA AND CHOCOLATE	U S A			11	11	E-U	CACAO ET CHOCOLAT
COMMODITY TOTAL	OTHER	4,570	109		4,679	AUTRE	TOTAL DE MARCHANDISE
COFFEE	GREEK	4,570	109	11	4,690	AUTRE	TOTAL DE MARCHANDISE
	PANAM			88	88	GREQ	CAFE
	U S A			161	161	PANAM	
	OTHER	996	2	1,668	1,668	E-U	
COMMODITY TOTAL	OTHER	996	2	1,917	2,915	AUTRE	TOTAL DE MARCHANDISE
TEA	GREEK	112			112	GREQ	TOTAL DE MARCHANDISE
	U S A			17	17	E-U	TEA
	OTHER	185	20		205	AUTRE	
COMMODITY TOTAL	OTHER	297	20	17	334		TOTAL DE MARCHANDISE
MISC. FOOD PREP. NES	OTHER	1,843	2		1,845	AUTRE	PREP. ALIM. NOA
WINES	GREEK			2	2	GREQ	VINS
	PANAM			4	4	PANAM	
	OTHER	57			57	AUTRE	
COMMODITY TOTAL	OTHER	57		6	63		TOTAL DE MARCHANDISE
DIST. ALCOHOLIC BEV.	OTHER	38	1		39	AUTRE	BOISS. ALCOOL. DIST.
CIGARETTES	OTHER	5			5	AUTRE	CIGARETTES
TOBACCO NES	OTHER	3			3	AUTRE	TABACS NOA
RAW HIDES AND SKINS	OTHER	32			32	AUTRE	PEAUX ET CUIRS BRUT
OIL SEEDS, NUTS NES	OTHER	237			237	AUTRE	GRAINES, NOIX OLEAG. NOA
NURSERY, GREENHOUSE STOCK	OTHER	8			8	AUTRE	PROD. PEPINIERE, SERRE
CRUDE VEG. PROD. NES	OTHER	106	5		111	AUTRE	PR. BRUTS CRIG. VEG. NOA
WOOL AND ANIMAL HAIR	OTHER	1			1	AUTRE	LAIN, POILS ANIMAL
TEXTILE FIBRES NES	GREEK	88			88	GREQ	FIBRES TEXTILES NOA
	OTHER	3,650	51		3,701	AUTRE	
COMMODITY TOTAL	OTHER	3,738	51		3,789		TOTAL DE MARCHANDISE
IRON ORE AND CONC	GREEK	107,696			107,696	GREQ	MINERAL, CONC. DE FER
	NORW	195,994			195,994	NORW	
	SWEDN	147,923			147,923	SUEDE	
	LIBER	126,906			126,906	LIBER	
COMMODITY TOTAL	OTHER	578,519			578,519		TOTAL DE MARCHANDISE
MANGANESE ORE	GREEK	25,025			25,025	GREQ	MINERAL DE MANGANESE
	OTHER	52,729			52,729	AUTRE	
COMMODITY TOTAL	OTHER	77,754			77,754		TOTAL DE MARCHANDISE
DRES AND CONC. NES	OTHER	2,774	1,818		4,592	AUTRE	MINERAIS ET CONC. NOA
ASBESTOS	OTHER	3			3	AUTRE	AMIANTE
STONE, CRUDE NES	U S A			6	6	E-U	PIERRE BRUTE NOA
COTTON, TEXTILE WASTE	OTHER	10			10	AUTRE	DECHETS DE COTON, TEXT.
LEATHER	GREEK	7			7	GREQ	CUIR
	OTHER	433	6		439	AUTRE	
COMMODITY TOTAL	OTHER	440	6		446		TOTAL DE MARCHANDISE
LUMBER AND TIMBER	DENMK	2,725	2,067		4,792	DANMK	BOIS D'OEUVRE ET CHARP.
	GER		3,035		3,035	ALL	
	GREEK			9	9	GREQ	
	LIBER	940			940	LIBER	
	PANAM	9,007	3,051		12,058	PANAM	
	OTHER	4,073	195		4,268	AUTRE	
COMMODITY TOTAL	OTHER	16,745	8,348	9	25,102		TOTAL DE MARCHANDISE
FLOORING	OTHER		100		100	AUTRE	LAMES POUR PARQUET
VENEER, PLYWOOD	OTHER	441	95		536	AUTRE	PLACAGES, CENTRE-PLAC.
WOOD FAB. MATERIALS	OTHER	154	42		196	AUTRE	DEMI-PRODUITS EN BOIS
PAPERBOARD	U S A			142	142	E-U	CARTON
	OTHER	189	65		254	AUTRE	
COMMODITY TOTAL	OTHER	189	65	142	396		TOTAL DE MARCHANDISE

TABLE 2. CARGOES UNLOADED AT CANADIAN PORTS FROM FOREIGN COUNTRIES, IN 1976.

TABLEAU 2. MARCHANDISES DECHARGEES DANS LES PORTS CANADIENS EN PROVENANCE DE PAYS ETRANGERS, EN 1976.

COUNTRY OF ORIGIN AND KIND OF CARGO	REGISTRY OF VESSEL	ATLANTIC ATLANTIQUE	GREAT LAKES GRANDS LACS	PACIFIC PACIFIQUE	TOTAL TOTAL	IMMATIC. DU NAVIRE	PAYS D'ORIGINE ET MARCHANDISE
BRAZIL							BRESIL
CONT. BLOG. PAPER AND BOARD	U S A			91	91	E-U	SUITE
	OTHER	408	17		425	AUTRE	PLAQ. CONSTR., PAP/CART.
COMMODITY TOTAL		408	17	91	516		TOTAL DE MARCHANDISE
CORDAGE, TWINE, ROPE	GREEK			548	548	GREQC	CORDAGE, FICELLE, CORDE
	PANAM			553	553	PANAM	
	OTHER	2,450	862		3,312	AUTRE	
COMMODITY TOTAL		2,450	862	1,101	4,413		TOTAL DE MARCHANDISE
JUTE WOVEN FABRICS	OTHER	83			83	AUTRE	TISSUS DE JUTE
TEXTILE FAB. MTL NES	GREEK	161			161	GREQC	OUVR. EN MAT. TEXT. NDA
	OTHER	6,049	179		6,228	AUTRE	
COMMODITY TOTAL		6,210	179		6,389		TOTAL DE MARCHANDISE
VEG. OILS, FATS NES	OTHER	1,287	3,521		4,808	AUTRE	HUIL. MAT. GRAS. VEG. NDA
OILS, FATS, WAXES NES	U S A			3	3	E-U	HUIL. MAT. GRAS. CIRE NDA
	OTHER	3			3	AUTRE	
COMMODITY TOTAL		3		3	6		TOTAL DE MARCHANDISE
METALLIC SALTS	OTHER	229			229	AUTRE	SELS METALLIQUES
INCRG. CHEMS. NES	OTHER		131		131	AUTRE	PROD. CHIM. INCRG. NDA
ORGANIC CHEMICALS NES	OTHER	173	132		305	AUTRE	PROD. CHIM. ORGAN. NDA
AGRICULTURAL CHEMICALS	OTHER		9		9	AUTRE	PROD. CHIM. AGRIC. NDA
SYNTHETIC RUBBER	OTHER	5			5	AUTRE	CAOUTCHOUC SYNTHETIQUE
PLASTIC MATERIALS	OTHER	9			12	AUTRE	MATIERES PLASTIQUES
PIG IRON	OTHER		2,753		2,753	AUTRE	FER EN GUEUSE
STRUCTURAL SHAPES	OTHER	3,895			3,895	AUTRE	PROFILES DE CONSTRUCT.
ALUMINIUM	OTHER		3		3	AUTRE	ALUMINIUM
NCN-FERROUS METALS NES	OTHER	56	13		69	AUTRE	METAUX NCN-FERREUX NDA
METAL FAB. BASIC PROD.	PANAM			24	24	PANAM	OUVR. DE BASE EN METAL
	OTHER	72	7		79	AUTRE	
COMMODITY TOTAL		72	7	24	103		TOTAL DE MARCHANDISE
BRICKS, TILES NES	OTHER	59	11		70	AUTRE	BRIQUES, TUILES NDA
ASBESTOS BASIC PROD.	OTHER	1			1	AUTRE	OUVR. DE BASE AMIANTE
NCN-MET. MIN. BASIC PROD	OTHER	22	26		48	AUTRE	PROD. MIN. NON-MET. BASE
MISC. FABRICATED PROD.	OTHER	212	18		230	AUTRE	OUVRAGES DIVERS
MACHINERY NES	GREEK			20	20	GREQC	MACHINES NDA
	U S A			4	4	E-U	
	OTHER	180	2		182	AUTRE	
COMMODITY TOTAL		180	2	24	206		TOTAL DE MARCHANDISE
MOTOR VEHICLE ENGINES	PANAM		2		2	PANAM	MOTEURS DE VEH. AUTOM.
	U S A			30	30	E-U	
	OTHER	18	99		117	AUTRE	
COMMODITY TOTAL		18	99	33	150		TOTAL DE MARCHANDISE
RUBBER TIRES AND TUBES	OTHER	20	8		28	AUTRE	PNEUS, CHAMBRES A AIR
EQUIPMENT MISC.	GREEK	45			45	GREQC	MATERIEL DIVERS
	U S A			1	1	E-U	
	OTHER	412	115		527	AUTRE	
COMMODITY TOTAL		457	115	1	573		TOTAL DE MARCHANDISE
PERSONAL, HSEHLD GDOS	GREEK	1		4	5	GREQC	ART. PERS. ET MENAGERS
	U S A			12	12	E-U	
	OTHER	1,268	247		1,515	AUTRE	
COMMODITY TOTAL		1,269	247	16	1,532		TOTAL DE MARCHANDISE
FIREARMS, AMMUNITION	OTHER	119			119	AUTRE	ARMES A FEU, MUNITIONS
CONTAINERS, CLOSURES	OTHER	71			71	AUTRE	CONTENEURS, FERMETURES
MISC. END PRODUCTS NES	U S A			1	1	E-U	PRODUITS FINIS DIV. NDA
	OTHER	62	11		73	AUTRE	
COMMODITY TOTAL		62	11	1	74		TOTAL DE MARCHANDISE
GENERAL CARGO	OTHER	6	8		14	AUTRE	MARCHANDISES DIVERSES
CONTAINERIZED FREIGHT	GREEK	60			60	GREQC	FRET CONTENEURISE
	U S A			1,369	1,369	E-U	
	OTHER	1,492	1,867		3,359	AUTRE	
COMMODITY TOTAL		1,552	1,867	1,369	4,788		TOTAL DE MARCHANDISE
COUNTRY/REGION TOTAL		725,912*	21,023*	6,325*	753,260*		TOTAL DE PAYS/REGION
CHILE							CHILI
FISH, FRESH OR FROZEN	U S A			6	6	E-U	POISSON, FRAIS OU CONG.
LOBSTER	OTHER	7			7	AUTRE	HOMARD
DAIRY PROD. EGGS, HONEY	OTHER	26			26	AUTRE	PROD. LAIT., OEUFS, MIEL
APPLES	U S A			872	872	E-U	POMMES
	OTHER			90	90	AUTRE	
COMMODITY TOTAL				962	962		TOTAL DE MARCHANDISE
FRESH FRUITS, BERRIES	U S A			1,208	1,208	E-U	FRUITS, BAIES FRAIS
	OTHER			79	79	AUTRE	
COMMODITY TOTAL				1,287	1,287		TOTAL DE MARCHANDISE
FRUIT PULP, PUREE	OTHER	6			6	AUTRE	PULPE DE FRUIT, PUREE
VEGETABLES, FRESH	U S A			490	490	E-U	LEGUMES, FRAIS
	OTHER	476			476	AUTRE	
COMMODITY TOTAL		476		490	966		TOTAL DE MARCHANDISE
VEGETABLE PREP. NES	OTHER	36			36	AUTRE	PREP. DE LEGUMES NDA
COFFEE	OTHER			24	24	AUTRE	CAFE
MISC. FOOD PREP. NES	OTHER	105			105	AUTRE	DIV. PREP. ALIM. NDA
WINES	U S A			2	2	E-U	VINS
	OTHER	109			109	AUTRE	
COMMODITY TOTAL		109		2	111		TOTAL DE MARCHANDISE
DIST. ALCOHOLIC BEV.	OTHER			10	10	AUTRE	BOISS. ALC. DIST.
CRUDE VEG. PROD. NES	OTHER	2,028			2,028	AUTRE	PR. BRUTS ORIG. VEG. NDA
TEXTILE FIBRES NES	OTHER	638			638	AUTRE	FIBRES TEXTILES NDA

TABLE 2. CARGOES UNLOADED AT CANADIAN PORTS FROM FOREIGN COUNTRIES, IN 1976.

TABEAU 2. MARCHANDISES DECHARGEES DANS LES PORTS CANADIENS EN PROVENANCE DE PAYS ETRANGERS, EN 1976.

COUNTRY OF ORIGIN AND KIND OF CARGO	REGISTRY OF VESSEL	ATLANTIC ATLANTIQUE	GREAT LAKES GRANDS LACS	PACIFIC PACIFIQUE	TOTAL TOTAL	IMMATIC. DU NAVIRE	PAYS D'ORIGINE ET MARCHANDISE
CHILE							CHILI
ORES AND CONC.NES	OTHER	830			830	AUTRE	SUITE
SLAG,ROSS,BY-PRODUCTS	GREEK	20,493			20,493	GREQ	MINERAIS ET CONC.NDA
LUMBER AND TIMBER	OTHER	167			167	AUTRE	POUS.GUEUL.SCCP.PROD.
WOOD FAB.MATERIALS	OTHER	24			24	AUTRE	BOIS OEUVRE ET CHARP.
PULP	GREEK	3,000			3,000	GREQ	DEMI-PRODUITS EN BOIS
	OTHER	2,017			2,017	AUTRE	PATE
COMMODITY TOTAL		5,017			5,017		TOTAL DE MARCHANDISE
TEXTILE FAB.MTL NES	OTHER	9			9	AUTRE	OUVR.EN MAT.TEXT.NDA
VEG.OILS,FATS NES	OTHER	22			22	AUTRE	HUIL.MAT.GRAS.VEG.NDA
INORGANIC CHEMS. NES	U S A			899	899	E-U	PROD.CHEM.INORG.NDA
FERTILIZERS NES	U S A			1,002	1,002	E-U	ENGRAIS CHIMIQUE NDA
	OTHER	3,500			3,500	AUTRE	
COMMODITY TOTAL		3,500		1,002	4,502		TOTAL DE MARCHANDISE
FERRD-ALLOYS	OTHER			64	64	AUTRE	FERRC-ALLIAGES
CASTINGS,FORGINGS	U S A			67	67	E-U	MOUL.PIECES FORGEES
RAILS & TRACK MATERIAL	OTHER	48			48	AUTRE	RAILS,MAT.VOIE FERREE
PIPES,TUBES:IRON,STEEL	OTHER	2			2	AUTRE	TUYAUX,TUBES:FER,ACIER
COPPER AND ALLOYS	OTHER	4,107			4,107	AUTRE	CUIVRE ET ALLIAGES
METAL FAB.BASIC PRD.	OTHER	34			34	AUTRE	OUVR.DE BASE EN METAL
MACHINERY NES	U S A			48	48	E-U	MACHINES NDA
	OTHER	36			36	AUTRE	
COMMODITY TOTAL		36		48	84		TOTAL DE MARCHANDISE
PERSONAL,HOUSEHOLD GOODS	U S A			4	4	E-U	ART.PERS.ET MENAGERS
	OTHER	24			24	AUTRE	
COMMODITY TOTAL		24		4	28		TOTAL DE MARCHANDISE
CONTAINERS,CLOSURES	OTHER	2			2	AUTRE	CONTENEURS,FERMETURES
GENERAL CARGO	OTHER			1	1	AUTRE	MARCHANDISES DIVERSES
CONTAINERIZED FREIGHT	U S A			161	161	E-U	FRET CONTENEURESE
	OTHER	248			248	AUTRE	
COMMODITY TOTAL		248		161	409		TOTAL DE MARCHANDISE
COUNTRY/REGION TOTAL		38,014*	*	5,027*	43,041*		TOTAL DE PAYS/REGION
COLOMBIA							COLOMBIE
DAIRY PROD.EGGS,HENEY	OTHER	31			31	AUTRE	PROD.LAIT.,OEUF,MIEL
FRESH FRUITS,BERRIES	U S A			31	31	E-U	FRUITS, BAIES FRAIS
FRUIT JUICES	OTHER			50	50	AUTRE	JUS DE FRUIT
SUGAR PREPARATIONS	OTHER	106			106	AUTRE	PREP. A BASE DE SUCRE
COFFEE	U S A			151	151	E-U	CAFE
	OTHER			136	136	AUTRE	
COMMODITY TOTAL				287	287		TOTAL DE MARCHANDISE
MISC.FOOD PREP.NES	OTHER	22			22	AUTRE	DIV.PREP.ALIM.NDA
TEXTILE FIBRES NES	OTHER	560			560	AUTRE	FIBRES TEXTILES NDA
LUMBER AND TIMBER	OTHER	787		1,585	2,372	AUTRE	BOIS OEUVRE ET CHARP.
WOOD FAB.MATERIALS	OTHER			87	87	AUTRE	DEMI-PRODUITS EN BOIS
TEXTILE FAB.MTL NES	OTHER	117			117	AUTRE	OUVR.EN MAT.TEXT.NDA
BRICKS,TILES NES	U S A			77	77	E-U	BRIQUES,TUILES NDA
GLASS BASIC PRODUCTS	U S A			956	956	E-U	OUVR.DE BASE EN VERRE
	OTHER			47	47	AUTRE	
COMMODITY TOTAL				1,003	1,003		TOTAL DE MARCHANDISE
MOTOR VEHICLE ENGINES	OTHER	11			11	AUTRE	MOTEURS DE VEH.AUTOM.
EQUIPMENT MISC.	OTHER	1			1	AUTRE	MATERIEL DIVERS
PERSONAL,HOUSEHOLD GOODS	GER		1		1	ALL	ART.PERS.ET MENAGERS
	OTHER	1			1	AUTRE	
COMMODITY TOTAL		1	1		2		TOTAL DE MARCHANDISE
CONTAINERIZED FREIGHT	U S A			1,752	1,752	E-U	FRET CONTENEURESE
	OTHER	39			39	AUTRE	
COMMODITY TOTAL		39		1,752	1,791		TOTAL DE MARCHANDISE
COUNTRY/REGION TOTAL		1,675*	1*	4,872*	6,548*		TOTAL DE PAYS/REGION
EQUADOR							EQUATEUR
BANANAS AND PLANTAINS	OTHER			7	7	AUTRE	BANANES ET PLANTAINS
DRIED FRUITS	OTHER			2	2	AUTRE	FRUITS SECS
COCOA AND CHOCCLATE	OTHER	313			313	AUTRE	CACAO ET CHOCOLAT
COFFEE	U S A			19	19	E-U	CAFE
	OTHER	37			223	AUTRE	
COMMODITY TOTAL		37		205	242		TOTAL DE MARCHANDISE
TEA	U S A			14	14	E-U	THE
	OTHER	67		10	77	AUTRE	
COMMODITY TOTAL		67		24	91		TOTAL DE MARCHANDISE
LUMBER AND TIMBER	OTHER	39		101	140	AUTRE	BOIS OEUVRE ET CHARP.
WOOD FAB.MATERIALS	OTHER	12			12	AUTRE	DEMI-PRODUITS EN BOIS
CONTAINERIZED FREIGHT	U S A			40	40	E-U	FRET CONTENEURESE
	OTHER	61			61	AUTRE	
COMMODITY TOTAL		61		40	101		TOTAL DE MARCHANDISE
COUNTRY/REGION TOTAL		529*	*	379*	908*		TOTAL DE PAYS/REGION
PERU							PEROU
FRUIT JUICES	U S A			1	1	E-U	JUS DE FRUIT
FRUITS, PREP. CANNED	U S A			1	1	E-U	FRUITS PREP. EN BOITE
VEGETABLES, PREP.	OTHER	99			99	AUTRE	LEGUMES, SECS

TABLE 2. CARGOES UNLOADED AT CANADIAN PORTS FROM FOREIGN COUNTRIES, IN 1976.

TABLEAU 2. MARCHANDISES DECHARGEES DANS LES PORTS CANADIENS EN PROVENANCE DE PAYS ETRANGERS, EN 1976.

COUNTRY OF ORIGIN AND KIND OF CARGO	REGISTRY OF VESSEL	ATLANTIC ATLANTIQUE	GREAT LAKES GRANDS LACS	PACIFIC PACIFIQUE	TOTAL TOTAL	IMMATIC. DU NAVIRE	PAYS D'ORIGINE ET MARCHANDISE
PERU CONT.							
COCOA AND CHOCCLATE	OTHER	30			30	AUTRE	PEROU SUITE
COFFEE	OTHER	559			559	AUTRE	CACAO ET CHOCOLAT
CRUDE VEG. PROD. NES	OTHER	36		5	41	AUTRE	CAFE
LUMBER AND TIMBER	OTHER	53			53	AUTRE	PR. BRUTS ORIG. VEG. NDA
TEXTILE FAB. MTL NES	OTHER	102			102	AUTRE	BOIS D'OEUVRE ET CHARP.
ALUMINUM	OTHER	33			33	AUTRE	OUVR. EN MAT. TEXT. NGA
ZINC AND ALLOYS	OTHER	500			500	AUTRE	ALUMINIUM
NON-FERROUS METALS NES	OTHER	2			2	AUTRE	ZINC ET ALLIAGES
METAL FAB. BASIC PRCD.	OTHER	50			50	AUTRE	METALX NON-FERREUX NDA
PERSONAL, HSEHOLD GOODS	OTHER	10			10	AUTRE	OUVR. DE BASE EN METAL
GENERAL CARGO	OTHER	26			26	AUTRE	ART. PERS. ET MENAGERS
CONTAINERIZED FREIGHT	U S A			2	2	E-U	MARCHANDISES DIVERSES
	OTHER	92			92	AUTRE	FRET CONTENEURESE
COMMODITY TOTAL		92		2	94		TOTAL DE MARCHANDISE
COUNTRY/REGION TOTAL		1,588*	*	9*	1,597*		TOTAL DE PAYS/REGION
SURINAM							
ALUMINA, BAUXITE ORES	U K	13,228	8,200		21,428	R U	SURINAM
	GREEK		2,500		2,500	GREQ	MINERAIS ALUMINE, BAUX.
	NORW	11,921			11,921	NORV	
	LIBER		14,153		14,153	LIBER	
	OTHER	5,522			5,522	AUTRE	
COMMODITY TOTAL		30,671	24,853		55,524		TOTAL DE MARCHANDISE
COUNTRY/REGION TOTAL		30,671*	24,853*	*	55,524*		TOTAL DE PAYS/REGION
URUGUAY							
LEATHER	OTHER	2			2	AUTRE	URUGUAY
							CUIR
COUNTRY/REGION TOTAL		2*	*	*	2*		TOTAL DE PAYS/REGION
VENEZUELA							
FRUIT JUICES	GER	13			13	ALL	VENEZUELA
	U S A			99	99	E-U	JUS DE FRUIT
COMMODITY TOTAL		13		99	112		TOTAL DE MARCHANDISE
BRUT PETROLEUM							
	U R	208,231			208,231	R U	PETROLE BRUT
	DENMK	106,192			106,192	DANMK	
	GER	575,233			575,233	ALL	
	GREEK	832,668			832,668	GREQ	
	ITALY	205,733			205,733	ITAL	
	NORW	40,468			40,468	NORV	
	LIBER	2,487,069			2,487,069	LIBER	
	PANAM	500,340			500,340	PANAM	
	OTHER	202,710			202,710	AUTRE	
COMMODITY TOTAL		5,158,644			5,158,644		TOTAL DE MARCHANDISE
WOOD FAB. MATERIALS	GER	10			10	ALL	DEMI-PRODUITS EN BOIS
TEXTILE FAB. MTL NES	GER	7			7	ALL	OUVR. EN MAT. TEXT. NDA
INORGANIC CHEMS. NES	ITALY	3,000			3,000	ITAL	PROD. CHIM. INORG. NDA
COMMODITY TOTAL		14,022			14,022		TOTAL DE MARCHANDISE
FUEL OIL							
	ITALY	16,881			16,881	ITAL	MAZOUT
	NORW	114,385			114,385	NORV	
	LIBER	564,904		20,033	584,937	LIBER	
	OTHER	98,887			98,887	AUTRE	
COMMODITY TOTAL		795,057		20,033	815,090		TOTAL DE MARCHANDISE
PETROL. CDAL PROD. NES	NORW	31,680			31,680	NORV	DERIVE PETR. CHARB. NDA
EQUIPMENT MISC.	PANAM	109			109	PANAM	MATERIEL DIVERS
PERSONAL, HSEHOLD GOODS	U S A			1	1	E-U	ART. PERS. ET MENAGERS
CONTAINERIZED FREIGHT	GER	76			76	ALL	FRET CONTENEURESE
COUNTRY/REGION TOTAL		5,999,618*	*	20,133*	6,019,751*		TOTAL DE PAYS/REGION
BAHAMAS							
CRUDE PETROLEUM	LIBER	79,765			79,765	LIBER	ILES BAHAMAS
SALT	LIBER	26,880			26,880	LIBER	PETROLE BRUT
	CAN	2,492			2,492	CAN	SEL
COMMODITY TOTAL		29,372			29,372		TOTAL DE MARCHANDISE
FUEL OIL	LIBER			26,072	26,072	LIBER	MAZOUT
COUNTRY/REGION TOTAL		109,137*	*	26,072*	137,209*		TOTAL DE PAYS/REGION
BERMUDA							
DIST. ALCOHOLIC BEV.	GER	1			1	ALL	BERMUDES
WIRE	GER	1			1	ALL	BOISS. ALCOOL. DIST.
EQUIPMENT MISC.	GER	9			9	ALL	FIL METALLIQUE
PERSONAL, HSEHOLD GOODS	U K	6			6	R U	MATERIEL DIVERS
	GER	7			7	ALL	ART. PERS. ET MENAGERS
COMMODITY TOTAL		13			13		TOTAL DE MARCHANDISE
MISC. END PRODUCTS NES	GER	6			6	ALL	PRODUITS FINIS DIVERS NDA
CONTAINERIZED FREIGHT	U K	6			6	R U	FRET CONTENEURESE

TABLE 2. CARGOES UNLOADED AT CANADIAN PORTS FROM FOREIGN COUNTRIES, IN 1978.

TABLEAU 2. MARCHANDISES DECHARGEES DANS LES PORTS CANADIENS EN PROVENANCE DE PAYS ETRANGERS, EN 1978.								
COUNTRY OF ORIGIN AND KIND OF CARGO	REGISTRY OF VESSEL	ATLANTIC ATLANTIQUE	GREAT LAKES GRANDS LACS	PACIFIC PACIFIQUE	TOTAL TOTAL	IMMATIC. DU NAVIRE	PAYS D'ORIGINE ET MARCHANDISE	
BERMUDA CONT.							BERMUDES SUITE	
	GER	38			38	ALL		
	OTHER	18			18	AUTRE		
COMMODITY TOTAL		62			62		TOTAL DE MARCHANDISE	
COUNTRY/REGION TOTAL		92*	*	*	92*		TOTAL DE PAYS/REGION	
BELIZE							BELIZE	
MOLASSES, CRUDE	LIBER	7,768			7,768	LIBER	MELASSE, BRUTE	
PERSONAL, HSEHOLD GOODS	OTHER	4			4	AUTRE	ART. PERS. ET MENAGERS	
COUNTRY/REGION TOTAL		7,772*	*	*	7,772*		TOTAL DE PAYS/REGION	
BARBADOS							BARBADE	
MOLASSES, CRUDE	LIBER	4,240			4,240	LIBER	MELASSE, BRUTE	
	JAPAN	3,500			3,500	JAPON		
	OTHER	2,660			2,660	AUTRE		
COMMODITY TOTAL		10,400			10,400		TOTAL DE MARCHANDISE	
DIST. ALCOHOLIC BEV.	GER	104			104	ALL	BOISS. ALCCOL. DIST.	
	NORW	27			27	NORV		
COMMODITY TOTAL		131			131		TOTAL DE MARCHANDISE	
BLDG. PAPER AND BOARD	NORW	3			3	NORV	PLAQ. CONSTR., PAP/CART.	
ALUMINUM	GER	12			12	ALL	ALUMINIUM	
MACHINERY NES	GER	15			15	ALL	MACHINES NDA	
EQUIPMENT MISC.	NORW	3			3	NORV	MATERIEL DIVERSES	
PERSONAL, HSEHOLD GOODS	GER	13			13	ALL	ART. PERS. ET MENAGERS	
GENERAL CARGO	GER	4			4	ALL	MARCHANDISES DIVERSES	
CONTAINERIZED FREIGHT	GER	368			368	ALL	FRET CONTENEURESE	
	NORW	80			80	NORV		
	OTHER	55			55	AUTRE		
COMMODITY TOTAL		503			503		TOTAL DE MARCHANDISE	
COUNTRY/REGION TOTAL		11,084*	*	*	11,084*		TOTAL DE PAYS/REGION	
JAMAICA							JAMAIQUE	
NUTS, EXC. OIL NUTS NES	GER	7			7	ALL	NOIX, SAUF OLEAG. NDA	
VEGETABLES, FRESH	NORW	5			5	NORV	LEGUMES, FRAIS	
RAW SUGAR	GREEK	7,281			7,281	GREEQ	SUCRE BRUT	
	LIBER	9,632			9,632	LIBER		
	OTHER	8,512			8,512	AUTRE		
COMMODITY TOTAL		25,425			25,425		TOTAL DE MARCHANDISE	
SPICES	GER	9			9	ALL	EPICES	
	NORW	17			17	NORV		
COMMODITY TOTAL		26			26		TOTAL DE MARCHANDISE	
DIST. ALCOHOLIC BEV.	GER	379			379	ALL	BOISS. ALCCOL. DIST.	
	NORW	86			86	NORV		
COMMODITY TOTAL		465			465		TOTAL DE MARCHANDISE	
ALUMINA, BAUXITE ORES	GER	18,773			18,773	ALL	MINERAIS ALUMINE, BAUX.	
	NORW	5,140			5,140	NORV		
	OTHER	17,437			17,437	AUTRE		
COMMODITY TOTAL		41,350			41,350		TOTAL DE MARCHANDISE	
PASS. AUTOS AND CHASSIS	GER	1			1	ALL	VOITURES PART., CHASSIS	
SHIPS, AIRCRAFT, MIS. VEH	GER	1			1	ALL	NAVIRES, AVIONS, VEH. DIV	
PERSONAL, HSEHOLD GOODS	NORW	43			43	NORV	ART. PERS. ET MENAGERS	
CONTAINERIZED FREIGHT	GER	871			871	ALL	FRET CONTENEURESE	
	NORW	896			896	NORV		
	PANAM	117			117	PANAM		
	OTHER	860			860	AUTRE		
COMMODITY TOTAL		2,744			2,744		TOTAL DE MARCHANDISE	
COUNTRY/REGION TOTAL		70,067*	*	*	70,067*		TOTAL DE PAYS/REGION	
LEEW-WIND IS.							I. LEEW-WIND.	
FISH, FRESH OR FROZEN	OTHER	1,047			1,047	AUTRE	POISSON, FRAIS OU CONG.	
BAKERY PROD. INC. FROZEN	GER	20			20	ALL	PROD. BOUL., PROD. CONG.	
FRESH FRUITS, BERRIES	NORW	1			1	NORV	FRUITS, BAIES FRAIS	
FRUIT JUICES	GER	18			18	ALL	JUS DE FRUIT	
NUTS, EXC. OIL NUTS NES	GER	11			11	ALL	NOIX, SAUF OLEAG. NDA	
MOLASSES, CRUDE	GER	1			1	ALL	MELASSE, BRUTE	
COCOA AND CHOCOLATE	GER	41			41	ALL	CACAO ET CHOCOLAT	
SPICES	GER	214			214	ALL	EPICES	
MISC. FOOD PREP. NES	GER	1			1	ALL	DIV. PREP. ALIM. NDA	
DIST. ALCOHOLIC BEV.	GER	1			1	ALL	BOISS. ALCCOL. DIST.	
PLASTIC MATERIALS	NORW	2			2	NORV	MATIERES PLASTIQUES	
PERSONAL, HSEHOLD GOODS	GER	39			39	ALL	ART. PERS. ET MENAGERS	
CONTAINERS, CLOSURES	GER	1			1	ALL	CONTENEURS, FERMETURES	
CONTAINERIZED FREIGHT	GER	54			54	ALL	FRET CONTENEURESE	
COUNTRY/REGION TOTAL		1,451*	*	*	1,451*		TOTAL DE PAYS/REGION	
TRINIDAD-TOBAG							TRINIDAD TOBAG	
FISH, FRESH OR FROZEN	NETH	3,415			3,415	P. BAS	POISSON, FRAIS OU CONG.	

TABLE 2. CARGOES UNLOADED AT CANADIAN PORTS FROM FOREIGN COUNTRIES, IN 1976.

TABLEAU 2. MARCHANDISES DECHARGEES DANS LES PORTS CANADIENS EN PROVENANCE DE PAYS ETRANGERS, EN 1976.

COUNTRY OF ORIGIN AND KIND OF CARGO	REGISTRY OF VESSEL	ATLANTIC ATLANTIQUE	GREAT LAKES GRANDS LACS	PACIFIC PACIFIQUE	TOTAL TOTAL	IMMATIC. DU NAVIRE	PAYS D'ORIGINE ET MARCHANDISE
TRINIDAD-TOBAG CONT.							
COMMODITY TOTAL	OTHER	4,251			4,251	AUTRE	TRINIDAD TOBAG SUITE
FRUIT JUICES	GER	7,666			7,666	ALL	TOTAL DE MARCHANDISE JUS DE FRUIT
	OTHER	26			26	AUTRE	
COMMODITY TOTAL		13			13	ALL	TOTAL DE MARCHANDISE
FRUITS, PREP. CANNED	GER	39			39	LIBER	FRUITS PREP. EN BOITE
MOLASSES, CRUDE	LIBER	1			1	AUTRE	MELASSE, BRUTE
	OTHER	2,800			2,800	ALL	TOTAL DE MARCHANDISE
COMMODITY TOTAL		840			840	ALL	EPICES
SPICES	GER	3,640			3,640	ALL	BOISS. ALCOOL. DIST.
DIST. ALCOHOLIC BEV.	GER	13			13	ALL	
	GER	188			188	NORV	
	NORV	7			7	AUTRE	
COMMODITY TOTAL	OTHER	125			125		TOTAL DE MARCHANDISE
ALUMINA, BAUXITE ORES		320			320		MINERAIS ALUMINE, BAUX.
	U K	117,531			117,531	R U	
	GER	111,622			111,622	ALL	
	GREEK		27,500		27,500	GREQ	
	NORV	62,372			62,372	NORV	
	OTHER	123,733			123,733	AUTRE	
COMMODITY TOTAL		415,258	27,500		442,758		TOTAL DE MARCHANDISE
CRUDE PETROLEUM	GREEK	109,544			109,544	GREQ	PETROLE BRUT
	ITALY	34,281			34,281	ITAL	
	LIBER	219,385			219,385	LIBER	
	PANAM	130,075			130,075	PANAM	
	U S A	40,106			40,106	E-U	
	OTHER	34,650			34,650	AUTRE	
COMMODITY TOTAL		568,041			568,041		TOTAL DE MARCHANDISE
TEXTILE FAB. MTL NES	GER	5			5	ALL	OUVR. EN MAT. TEXT. NDA
FUEL OIL	LIBER	30,390			30,390	LIBER	MAZOUT
PETROL. COAL PROD. NES	NORV		39,852		39,852	NORV	DERIVE PETR. CHARB. NDA
SHIPS, AIRCRAFT, MIS. VEH	GER	2			2	ALL	NAVIRES, AVIONS, VEH. DIV
PERSONAL, HSEHOLD GOODS	GER	15			15	ALL	ART. PERS. ET MENAGERS
	NORV	2			2	NORV	
COMMODITY TOTAL		17			17		TOTAL DE MARCHANDISE
CONTAINERS, CLOSURES	GER	30			30	ALL	CONTENEURS, FERMETURES
	NORV	24			24	NORV	
COMMODITY TOTAL		54			54		TOTAL DE MARCHANDISE
GENERAL CARGO	NORV	2			2	NORV	MARCHANDISES DIVERSES
CONTAINERIZED FREIGHT	GER	709			709	ALL	FRET CONTENEURESE
	NORV	70			70	NORV	
	OTHER	43			43	AUTRE	
COMMODITY TOTAL		822			822		TOTAL DE MARCHANDISE
COUNTRY/REGION TOTAL		1,026,270*	67,352*		1,093,622*		TOTAL DE PAYS/REGION
COSTA RICA							
COFFEE	CTHER				19	AUTRE	COSTA-RICA
PERSONAL, HSEHOLD GOODS	OTHER				1	AUTRE	CAFE
							ART. PERS. ET MENAGERS
COUNTRY/REGION TOTAL		*	*		20*		TOTAL DE PAYS/REGION
CUBA							
LOBSTER	CTHER	275			275	AUTRE	CUBA
SHELL FISH, NES	OTHER	2,214			2,214	AUTRE	HOMARD
RAW SUGAR	GREEK	5,880			5,880	GREQ	MOLLUSQUES CRUST., NDA
	PANAM		5,722		5,722	PANAM	SUCRE BRUT
	CAN	5,692			5,692	CAN	
	OTHER	121,467	17,162		138,629	AUTRE	
COMMODITY TOTAL		133,039	22,884		155,923		TOTAL DE MARCHANDISE
MELASSES, CRUDE	CTHER	24,455	22,197		46,652	AUTRE	MELASSE, BRUTE
SUGAR PREPARATIONS	OTHER	261			261	AUTRE	PREP. A BASE DE SUCRE
DIST. ALCOHOLIC BEV.	OTHER	93			93	AUTRE	BOISS. ALCOOL. DIST.
TOBACCO NES	OTHER	694			694	AUTRE	TABACS NDA
CRUDE ANIMAL PROD. NES	OTHER	2			2	AUTRE	PR. BRUTS ORIG. ANIM. NDA
STONE, CRUDE NES	OTHER	58			58	AUTRE	PIERRE BRUTE NDA
MACHINERY NES	CTHER	58			58	AUTRE	MACHINES NDA
EQUIPMENT MISC.	OTHER	12			12	AUTRE	MATERIEL DIVERS
PERSONAL, HSEHOLD GOODS	CTHER	5			5	AUTRE	ART. PERS. ET MENAGERS
GENERAL CARGO	OTHER	165			165	AUTRE	MARCHANDISES DIVERSES
COUNTRY/REGION TOTAL		161,331*	45,081*		206,412*		TOTAL DE PAYS/REGION
DOMINICAN REP.							
VEGETABLES, FRESH	GER	18			18	ALL	R. DOMINICAINE
VEGETABLES, DRIED	GER	17			17	ALL	LEGUMES, FRAIS
MELASSES, CRUDE	LIBER	11,332			11,332	LIBER	LEGUMES, SECS
	JAPAN	4,994			4,994	JAPON	MELASSE, BRUTE
COMMODITY TOTAL		16,326			16,326		TOTAL DE MARCHANDISE
COFFEE	GER	21			21	ALL	CAFE
DIST. ALCOHOLIC BEV.	GER	4			4	ALL	BOISS. ALCOOL. DIST.
TOBACCO NES	GER	4			4	ALL	TABACS NDA
NICKEL AND ALLOYS	PANAM		8,888		8,888	PANAM	NICKEL ET ALLIAGES
	OTHER		8,062		8,062	AUTRE	
COMMODITY TOTAL			16,950		16,950		TOTAL DE MARCHANDISE

TABLE 2. CARGOES UNLOADED AT CANADIAN PORTS FROM FOREIGN COUNTRIES, IN 1976.

TABLEAU 2. MARCHANDISES DECHARGEES DANS LES PORTS CANADIENS EN PROVENANCE DE PAYS ETRANGERS, EN 1976.

COUNTRY OF ORIGIN AND KIND OF CARGO	REGISTRY OF VESSEL	ATLANTIC ATLANTIQUE	GREAT LAKES GRANDS LACS	PACIFIC PACIFIQUE	TOTAL TOTAL	IMMATIC. DU NAVIRE	PAYS D'ORIGINE ET MARCHANDISE
NETH. ANTILLES CONT.							
	LIBER	39,713			39,713	LIBER	ANTILLES NEERL SUITE
	PANAM	29,957		22,910	52,867	PANAM	
	OTHER	11,878			11,878	AUTRE	
COMMODITY TOTAL		98,727		22,910	121,637		TOTAL DE MARCHANDISE
CONTAINERIZED FREIGHT	U S A			2	2	E-U	FRET CONTENEURESE
COUNTRY/REGION TOTAL		103,047*	*	22,912*	125,959*		TOTAL DE PAYS/REGION
NICARAGUA							
COFFEE	ITALY			81	81	ITAL	NICARAGUA
	OTHER			364	364	AUTRE	CAFE
COMMODITY TOTAL				445	445		TOTAL DE MARCHANDISE
SEEDS FOR SOWING NES	OTHER			15	15	AUTRE	GRAINES DE SEMENCE NDA
OIL SEEDS,NUTS NES	OTHER			280	280	AUTRE	GRAINES,NOIX OLEAG.NDA
TEXTILE FIBRES NES	OTHER			382	382	AUTRE	FIBRES TEXTILES NDA
LUMBER AND TIMBER	OTHER			16	16	AUTRE	BOIS D'OEUVRE ET CHARP.
WOOD FAB.MATERIALS	OTHER			919	919	AUTRE	DEMI-PRODUITS EN BOIS
EQUIPMENT MISC.	OTHER			2	2	AUTRE	MATERIEL DIVERS
CONTAINERIZED FREIGHT	U S A			17	17	E-U	FRET CONTENEURESE
COUNTRY/REGION TOTAL		*	*	2,076*	2,076*		TOTAL DE PAYS/REGION
PANAMA							
DIST.ALCOHOLIC BEV.	GER	1			1	ALL	PANAMA
MOTOR VEHICLE ENGINES	ITALY			4	4	ITAL	BOISS.ALCOOL.DIST.
PERSONAL,HSEHOLD GOODS	U S A			2	2	E-U	MOTEURS DE VEH.AUTOM.
COUNTRY/REGION TOTAL		1*	*	6*	7*		ART.PERS.ET MENAGERS
PUERTO RICO							
FISH,FRESH OR FROZEN	NETH	1,000			1,000	P.BAS	PUERTO-RICO
FRUIT,PRES.NOT CANNED	GER		23		23	ALL	POISSON,FRAIS OU CONG.
DIST.ALCOHOLIC BEV.	GER	7			7	ALL	CONS. FRUITS NON BOITE
CONTAINERS,CLOSURES	NORW	36			36	NORV	BOISS.ALCOOL.DIST.
CONTAINERIZED FREIGHT	GER	16			16	ALL	CONTENEURS,FERMETURES
COUNTRY/REGION TOTAL		1,059*	23*	*	1,082*		FRET CONTENEURESE
GREENLAND							
GASOLINE	CAN	268			268	CAN	GREENLAND
FUEL OIL	CAN	6,331			6,331	CAN	ESSENCE
CONTAINERIZED FREIGHT	DENMK	34			34	DANMK	MAZOUT
COUNTRY/REGION TOTAL		6,633*	*	*	6,633*		FRET CONTENEURESE
ST-PIERRE-MIQ.							
CATTLE	OTHER	175			175	AUTRE	ST-PIERRE-MIQ.
FISH,FRESH OR FROZEN	OTHER	1			1	AUTRE	BOVINS
MISC.FOOD PREP.NES	CAN	1			1	CAN	POISSON,FRAIS OU CONG.
VENEER,PLYWOOD	OTHER	2			2	AUTRE	DIV.PREP.ALIM.NDA
METAL FAB.BASIC PRGD.	OTHER	7			7	AUTRE	PLACAGES,CONTRE-PLAQ.
MACHINERY NES	OTHER	4			4	AUTRE	OUVR.DE BASE EN METAL
PASS.AUTOS AND CHASSIS	CAN	3			3	CAN	MACHINES NDA
SHIPS,AIRCRAFT,MIS.VEH	OTHER	3			3	AUTRE	VOITURES PART.,CHASSIS
EQUIPMENT MISC.	CAN	1			1	CAN	NAVIRES,AVIONS,VEH.DIV
CONTAINERS,CLOSURES	OTHER	37			37	AUTRE	MATERIEL DIVERS
GENERAL CARGO	OTHER	472			472	AUTRE	CONTENEURS,FERMETURES
COUNTRY/REGION TOTAL		706*	*	*	706*		MARCHANDISES DIVERSES
U S HAWAII							
VEGETABLE PREP.NES	U K			2	2	R U	E-U HAWAII
SYRUP	U K			8	8	R U	PREP. DE LEGUMES NDA
SUGAR PREPARATIONS	U K			4	4	R U	SIROP
MISC.FOOD PREP.NES	U K			3	3	R U	PREP. A BASE DE SUCRE
DIST.ALCOHOLIC BEV.	U K			6	6	R U	DIV.PREP.ALIM.NDA
VEG.OILS,FATS NES	U K			3	3	R U	BOISS.ALCOOL.OIST.
ORGANIC CHEMICALS NES	U K			2	2	R U	HUIL.MAT.GRAS.VEG.NDA
CASTINGS,FORGINGS	U K			3	3	R U	PROD.CHIM.ORGAN.NDA
SHIPS,AIRCRAFT,MIS.VEH	U K			7	7	R U	MOUL.PIECES FORGEES
PERSONAL,HSEHOLD GOODS	U K			2	2	R U	NAVIRES,AVIONS,VEH.DIV
CONTAINERS,CLOSURES	NORW			2	2	NORV	ART.PERS.ET MENAGERS
	OTHER			8	8	AUTRE	CONTENEURS,FERMETURES
COMMODITY TOTAL				10	10		TOTAL DE MARCHANDISE
GENERAL CARGO	U K			10	10	R U	MARCHANDISES DIVERSES
	SWEON			10	10	SUEDE	
	OTHER			7	7	AUTRE	
COMMODITY TOTAL				27	27		TOTAL DE MARCHANDISE
COUNTRY/REGION TOTAL		*	*	77*	77*		TOTAL DE PAYS/REGION

TABLE 2. CARGOES UNLOADED AT CANADIAN PORTS FROM FOREIGN COUNTRIES, IN 1976.

TABLEAU 2. MARCHANDISES DECHARGÉES DANS LES PORTS CANADIENS EN PROVENANCE DE PAYS ÉTRANGERS, EN 1976.

COUNTRY OF ORIGIN AND KIND OF CARGO	REGISTRY OF VESSEL	ATLANTIC ATLANTIQUE	GREAT LAKES GRANDS LACS	PACIFIC PACIFIQUE	TOTAL TOTAL	IMMATIC. DU NAVIRE	PAYS D'ORIGINE ET MARCHANDISE
U S ALASKA							
LOGS	CAN			32,000	32,000	CAN	E-U ALASKA
PULP	U S A			12,350	12,350	E-U	BILLES
FERTILIZERS NES	JAPAN			15,019	15,019	JAPON	PATE
TRACTORS	CAN			4	4	CAN	ENGRAIS CHIMIQUE NDA
MACHINERY NES	CAN			161	161	CAN	TRACTEURS
PASS. AUTOS AND CHASSIS	CAN			36	36	CAN	MACHINES NDA
TRUCKS AND CHASSIS	CAN			117	117	CAN	VOITURES PART., CHASSIS
ROAD MOTOR VEH. NES	CAN			29	29	CAN	CAMIONS ET CHASSIS
SHIPS, AIRCRAFT, MIS. VEH.	CAN			1	1	CAN	VEH. AUTOM. ROUTIERS NDA
CONTAINERS, CLOSURES	CAN			36	36	CAN	NAVIRES, AVIONS, VEH. DIV
CONTAINERIZED FREIGHT	CAN			188,605	188,605	CAN	CONTENEURS, FERMETURES
							FRET CONTENEURESE
COUNTRY/REGION TOTAL		*	*	248,358*	248,358*		TOTAL DE PAYS/REGION
U S PACIFIC							
LOGS	CAN			7,231	7,231	CAN	E-U PACIFIQUE
	U S A			85,590	85,590	E-U	BILLES
COMMODITY TOTAL				92,821	92,821		TOTAL DE MARCHANDISE
IRON AND STEEL SCRAP	CAN			700	700	CAN	DECHETS DE FER, CACIER
SLAG, DROSS, BY-PRODUCTS	CAN			24,000	24,000	CAN	POUS. GUEUL. SCOR. PROD.
SAND AND GRAVEL	CAN			959,175	959,175	CAN	SABLE ET GRAVIERS
SALT	NORW			12,112	12,112	NORW	SEL
	CAN			83,820	83,820	CAN	
COMMODITY TOTAL				95,932	95,932		TOTAL DE MARCHANDISE
WASTE AND SCRAP NES	CAN			1	1	CAN	DECHETS ET REBUTS NDA
LUMBER AND TIMBER	NORW			1,450	1,450	NORW	BOIS OEUVRE ET CHARP.
	CAN			8,252	8,252	CAN	
COMMODITY TOTAL				9,702	9,702		TOTAL DE MARCHANDISE
PULP	U S A			29,696	29,696	E-U	PATE
OILS, FATS, WAXES NES	CAN			91	91	CAN	HUIL. MAT. GRAS. CIRE NDA
METALLIC SALTS	CAN			2,098	2,098	CAN	SELS METALLIQUES
INORGANIC CHEMS. NES	CAN			4,660	4,660	CAN	PROD. CHIM. INCRG. NDA
CHEM. SPECIALTIES NES	CAN			48	48	CAN	PROD. CHIM. SPECIAUX NDA
FUEL OIL	GER			15,229	15,229	ALL	MAZOUT
	NORW			116,086	116,086	NORW	
	LIBER			32,998	32,998	LIBER	
	PANAM			11,375	11,375	PANAM	
	CAN			50,668	50,668	CAN	
	U S A			48,209	48,209	E-U	
COMMODITY TOTAL				274,565	274,565		TOTAL DE MARCHANDISE
ASPHALTS, ROAD OILS	PANAM			5,000	5,000	PANAM	ASPHALTE, BITUME LIQD.
WIRE	CAN			26	26	CAN	FIL METALLIQUE
	U S A			210	210	E-U	
COMMODITY TOTAL				236	236		TOTAL DE MARCHANDISE
METAL FAB. BASIC PROD.	CAN			181	181	CAN	OUVR. DE BASE EN METAL
BRICKS, TILES NES	CAN			43	43	CAN	BRICKS, TUILES NDA
CEMENT	CAN			64,700	64,700	CAN	CIMENT
LIME	CAN			603	603	CAN	CHAUX
MACHINERY NES	CAN			24	24	CAN	MACHINES NDA
PASS. AUTOS AND CHASSIS	LIBER			511	511	LIBER	VOITURES PART., CHASSIS
EQUIPMENT MISC.	NETH	425		425	425	P. BAS	MATERIEL DIVERS
CONTAINERS, CLOSURES	NORW			20	20	NORW	CONTENEURS, FERMETURES
	U S A			10	10	E-U	
COMMODITY TOTAL				30	30		TOTAL DE MARCHANDISE
CONTAINERIZED FREIGHT	DENMK			4	4	DANMK	FRET CONTENEURESE
	SWEDN			7	7	SUEDE	
	U S A			52	52	E-U	
	OTHER	48		74	122	AUTRE	
COMMODITY TOTAL		48		137	185		TOTAL DE MARCHANDISE
COUNTRY/REGION TOTAL		473*	*	1,564,954*	1,565,427*		TOTAL DE PAYS/REGION
U S GRT. LAKES							
BARLEY	CAN	66,117			66,117	CAN	E-U GR. LACS
CORN	CAN	1,824,732	169,576		1,994,308	CAN	ORGE
	U S A	292,423			292,423	E-U	MAIS
COMMODITY TOTAL		2,117,155	169,576		2,286,731		TOTAL DE MARCHANDISE
WHEAT	CAN	779,911			779,911	CAN	BLE
	U S A	54,842			54,842	E-U	
COMMODITY TOTAL		834,753			834,753		TOTAL DE MARCHANDISE
CEREALS UNMILLED, NES	CAN		100		100	CAN	CEREALES NON MEUL., NDA
CEREALS MILLED, NES	CAN		242		242	CAN	CEREALES MOULUES, NDA
MACARONI, CEREAL PROD.	CAN		280		280	CAN	PATES ALIM. PROD. CEREAL
FRESH FRUITS, BERRIES	CAN		51		51	CAN	FRUITS, BAIES FRAIS
FRUIT, PRES. NOT CANNED	CAN		18		18	CAN	CONS. FRUITS NON BOITE
FRUITS, PREP. CANNED	CAN		720		720	CAN	FRUITS PREP. EN BOITE
VEGETABLES, FRESH	CAN		1,860		1,860	CAN	LEGUMES, FRAIS
VEGETABLES, DRIED	CAN	26,567	18,908		45,475	CAN	LEGUMES, SECS
VEGETABLE PREP. NES	CAN		60		60	CAN	PREP. DE LEGUMES NDA
SUGAR PREPARATIONS	CAN		626		626	CAN	PREP. A BASE DE SUCRE
LARD	CAN		19		19	CAN	SAINDOUX
MISC. FOOD PREP. NES	CAN		798		798	CAN	DIV. PREP. ALIM. NDA
SOYA. OIL MEAL, CAKE	NORW	3,111			3,111	NORW	FARINE TORT. GR. SOYA
DIST. ALCOHOLIC BEV.	CAN		174		174	CAN	BOISS. ALCOOL. DIST.

TABLE 2. CARGOES UNLOADED AT CANADIAN PORTS FROM FOREIGN COUNTRIES, IN 1976.

TABLEAU 2. MARCHANDISES DECHARGEES DANS LES PORTS CANADIENS EN PROVENANCE DE PAYS ETRANGERS, EN 1976.

COUNTRY OF ORIGIN AND KIND OF CARGO	REGISTRY OF VESSEL	ATLANTIC ATLANTIQUE	GREAT LAKES GRANDS LACS	PACIFIC PACIFIQUE	TOTAL TOTAL	IMMATIC. DU NAVIRE	PAYS D'ORIGINE ET MARCHANDISE
U S GRT. LAKES CNT. RAW HIDES AND SKINS	CAN		8,731		8,731	CAN	E-U GR. LACS SUITE
SEEDS FOR SOWING NES	CAN		60		60	CAN	PEAUX ET CUIRS BRUT
SOYA BEANS	CAN	421,316	492,888		914,204	CAN	GRAINES DE SEMENCE NDA
	U S A	20,477			20,477	E-U	GRAINE DE SOYA
COMMODITY TOTAL		441,793	492,888		934,681		TOTAL DE MARCHANDISE
IRON ORE AND CONC	CAN		3,128,890		3,128,890	CAN	MINERAI, CONC. DE FER
	U S A		15,500		15,500	E-U	
COMMODITY TOTAL			3,144,390		3,144,390		TOTAL DE MARCHANDISE
ORES AND CONC. NES	CAN		42		42	CAN	MINERAIS ET CONC. NDA
IRON AND STEEL SCRAP	CAN		1,094		1,094	CAN	DECHETS DE FER, CACIER
NON-FERROUS MET. SCRAP	CAN		798		798	CAN	DECHETS METAL. NON FER.
SLAG, DROSS, BY-PRODUCTS	CAN		4,112		4,112	CAN	PCUS, GUEUL, SCCR, PROD.
COAL, BITUMINOUS	CAN	218,840	15,137,405		15,356,245	CAN	CHARBON BITUMINEUX
	U S A		248,087		248,087	E-U	
COMMODITY TOTAL		218,840	15,385,492		15,604,332		TOTAL DE MARCHANDISE
BENTONITE	GREEK		117		117	GRECQ	BENTONITE
	CAN	79,863			79,863	CAN	
COMMODITY TOTAL		79,863	117		79,980		TOTAL DE MARCHANDISE
CLAY MATERIALS NES	CAN	23,018	18,000		41,018	CAN	MATIERES ARGIL. NDA
SAND AND GRAVEL	CAN		449,731		449,731	CAN	SABLE ET GRAVIERS
LIMESTONE	CAN	29,357	3,192,925		3,222,282	CAN	PIERRE CALCAIRE
	U S A		28,937		28,937	E-U	
COMMODITY TOTAL		29,357	3,221,862		3,251,219		TOTAL DE MARCHANDISE
GYPNUM	CAN		20		20	CAN	GYPSE
SALT	CAN	279,926	358,083		638,009	CAN	SEL
CRUDE NON-MET. MIN. NES	CAN	400	15		415	CAN	MIN. NON-MET. BRUTS NDA
WASTE AND SCRAP NES	CAN		151		151	CAN	DECHETS ET REBUTS NDA
RUBBER FAB. MATERIALS	CAN		43		43	CAN	DEMI-PROD. CAOUTCHOUC
LUMBER AND TIMBER	CAN		255		255	CAN	BOIS D'OEUVRE ET CHARP.
FLOORING	CAN		33		33	CAN	LAMES PDUR PARQUET
VENEER, PLYWOOD	CAN		11		11	CAN	PLACAGES, CONTRE-PLAQ.
WOOD FAB. MATERIALS	CAN		27		27	CAN	DEMI-PRODUITS EN BOIS
PULP	CAN		11		11	CAN	PATE
PAPER NES	CAN		1,625		1,625	CAN	PAPIER NDA
BLOG, PAPER AND BOARD	CAN		78		78	CAN	PLAQ. CONSTR., PAP/CART.
VEG. OILS, FATS NES	CAN		487		487	CAN	HUIL. MAT. GRAS. VEG. NDA
SULPHURIC ACID	CAN		12		12	CAN	ACIDE SULFURIQUE
METALLIC SALTS	CAN		36,749		36,749	CAN	SELS METALLIQUES
INORGANIC CHEMS. NES	CAN		14,914		14,914	CAN	PROD. CHIM. INORG. NDA
ORGANIC CHEMICALS NES	CAN		1,160		1,160	CAN	PROD. CHIM. ORGAN. NDA
POTASH	CAN		10,109		10,109	CAN	POTASSE
	U S A		10,126		10,126	E-U	
COMMODITY TOTAL			20,235		20,235		TOTAL DE MARCHANDISE
AGRICULTURAL CHEMICALS	CAN		1,250		1,250	CAN	PROD. CHIM. AGRICLES
PLASTIC MATERIALS	CAN		2,698		2,698	CAN	MATIERES PLASTIQUES
DYESTUFF, PIGMENT, PAINT	CAN		121		121	CAN	MAT. COLOR. PIG. PEINTURE
CHEM. SPECIALTIES NES	CAN		1,245		1,245	CAN	PROD. CHIM. SPECIALTIES NDA
FUEL OIL	U S A		19,614		19,614	E-U	HAZOUT
LUBRICATING OIL, GREASE	CAN		412		412	CAN	HUILLE, GRAISSE LUBRIF.
	U S A		5,115		5,115	E-U	
COMMODITY TOTAL			5,527		5,527		TOTAL DE MARCHANDISE
COKE	CAN	447,512	128,604		576,116	CAN	COKE
	U S A		18,600		18,600	E-U	
COMMODITY TOTAL		447,512	147,204		594,716		TOTAL DE MARCHANDISE
COAL TAR, PITCH	CAN	29,871	3,823		33,694	CAN	GOUDRON, BRAI DE BOUIL.
PETROL, COAL PROD. NES	CAN		6,669		6,669	CAN	DERIVE PETR. CHARB. NDA
	U S A		25,500		25,500	E-U	
COMMODITY TOTAL			32,169		32,169		TOTAL DE MARCHANDISE
FERRO-ALLOYS	CAN		40		40	CAN	FERRO-ALLIAGES
PRIMARY IRON, STEEL NES	CAN		12,710		12,710	CAN	FER, ACIER PRIMAIRE NDA
CASTINGS, FORGINGS	CAN		77		77	CAN	MOUL. PIECES FORGEES
BARNS AND RODS, STEEL	CAN		343		343	CAN	BARRES ET TIGES ACIER
PLATE & SHEET STEEL	CAN		123		123	CAN	TOLES, FEUILLES DACIER
STRUCTURAL SHAPES	CAN		47		47	CAN	PROFILES DE CONSTRUCT.
RAILS & TRACK MATERIAL	CAN	3,499			3,499	CAN	RAILS, MAT. VOIE FERREE
PIPES, TUBES: IRON, STEEL	CAN		161		161	CAN	TUYAUX, TUBES: FER, ACIER
WIRE	CAN		76		76	CAN	FIL METALLIQUE
ALUMINUM	CAN		163		163	CAN	ALUMINIUM
LEAD AND ALLOYS	CAN		79		79	CAN	PLOMB ET ALLIAGES
ZINC AND ALLOYS	CAN		748		748	CAN	ZINC ET ALLIAGES
NON-FERROUS METALS NES	CAN		27		27	CAN	METALX NON-FERREUX NDA
METAL FAB. BASIC PROD.	CAN		376		376	CAN	OVR. DE BASE EN METAL
GLASS BASIC PRODUCTS	CAN		2,087		2,087	CAN	OVR. DE BASE EN VERRE
CEMENT	U S A		28,000		28,000	E-U	CEMENT
LIME	CAN		61		61	CAN	CHAUX
NON-MET. MIN. BASIC PROD	CAN		349		349	CAN	PROD. MIN. NON-MET. BASE
MISC. FABRICATED PROD.	CAN		52		52	CAN	OVRAGES DIVERS
TRACTORS	CAN		2,891		2,891	CAN	TRACTEURS
MACHINERY NES	CAN		1,207		1,207	CAN	MACHINES NDA
RAILWAY ROLLING STOCK	CAN		9		9	CAN	MAT. RGUL. DE CH. DE FER
TRUCKS AND CHASSIS	CAN		2		2	CAN	CAMIONS ET CHASSIS
MOTOR VEHICLE ENGINES	CAN		4,416		4,416	CAN	MOTEURS DE VEH. AUTOM.
ROAD MOTOR VEH. NES	CAN		34		34	CAN	VEH. AUTOM. ROUTIERS NDA
SHIPS, AIRCRAFT, MIS. VEH	CAN		11		11	CAN	NAVIRES, AVIONS, VEH. DIV
EQUIPMENT MISC.	CAN		3,318		3,318	CAN	MATERIEL DIVERS
PERSONAL, HOUSEHOLD GOODS	CAN		1,299		1,299	CAN	ART. PERS. ET MENAGERES

TABLE 2. CARGOES UNLOADED AT CANADIAN PORTS FROM FOREIGN COUNTRIES, IN 1976.

TABLÉAU 2. MARCHANDISES DECHARGÉES DANS LES PORTS CANADIENS EN PROVENANCE DE PAYS ÉTRANGERS, EN 1976.

COUNTRY OF ORIGIN AND KIND OF CARGO	REGISTRY OF VESSEL	ATLANTIC ATLANTIQUE	GREAT LAKES GRANDS LACS	PACIFIC PACIFIQUE	TOTAL TOTAL	IMMATIC. DU NAVIRE	PAYS D'ORIGINE ET MARCHANDISE
U S CRT. LAKES CONT. CONTAINERS,CLOSURES	NORW CAN	175			175	NORV CAN	E-U GR. LACS SUITE CONTENEURS,FERMETURES
COMMODITY TOTAL		175			175		
MISC. END PRODUCTS NES	CAN		1,943		1,943		
GENERAL CARGO	CAN		1,823		1,823	CAN	TOTAL DE MARCHANDISE PRODUITS FINIS DIV.NDA
CONTAINERIZED FREIGHT	CAN		1,220		1,220	CAN	MARCHANDISES DIVERSES FRET CONTENEURESE
	GER	737			737		
	LIBER	16,686			16,686	LIBER	
	OTHER	13,267			13,267	AUTRE	
COMMODITY TOTAL		30,690			30,690		TOTAL DE MARCHANDISE
COUNTRY/REGION TOTAL		4,632,647*	23,632,601*		* 28,265,248*		TOTAL DE PAYS/REGION
U S ATL.& GULF							E-U ATL.&GOLFFE
FISH,FRESH OR FROZEN	CAN	1,483			1,483	CAN	POISSON,FRAIS OU CONG.
FISH,CANNED	U S A	1,864			1,864	E-U	POISSON EN BOITES
BAKERY PROD.INC.FROZEN	PANAM	11			11	PANAM	PRCD.BCUL.,PROD.CONG.
MOLASSES, CRUDE	JAPAN	6,481			6,481	JAPAN	MELASSE, BRUTE
	U S A		2,200		2,200	E-U	
COMMODITY TOTAL		6,481	2,200		8,681		TOTAL DE MARCHANDISE
SUGAR PREPARATIONS	PANAM	26			26	PANAM	PREP. A BASE DE SUCRE
MISC.FOOD PREP.NES	CAN	5			5	CAN	DIV.PREP.ALIM.NDA
WINES	PANAM	37			37	PANAM	VINS
DIST.ALCOHOLIC BEV.	PANAM	21			21	PANAM	BOISS.,ALCOOL-DIST.
RAW HIDES AND SKINS	PANAM	14			14	PANAM	PEAUX ET CUIRS BRUT
BOLTS,ROUND TIMBER	GREEK	500			500	GRECQ	BILLOTS,BOIS RONDS
	OTHER	1,768			1,768	AUTRE	
COMMODITY TOTAL		2,268			2,268		TOTAL DE MARCHANDISE
ALUMINA,BAUXITE ORES	GER	16,075			16,075	ALL	MINERAIS ALUMINE,BAUX.
	GREEK	27,324			27,324	GRECQ	
	NORW	21,006			21,006	NORV	
	LIBER	123,191			123,191	LIBER	
	PANAM	16,872			16,872	PANAM	
	CAN	21,398			21,398	CAN	
	OTHER	20,181			20,181	AUTRE	
COMMODITY TOTAL		246,047			246,047		TOTAL DE MARCHANDISE
COAL, NES	U K	94,483			94,483	R U	CHARBON, NDA
	LIBER	92,680			92,680	LIBER	
	CAN	56,353			56,353	CAN	
COMMODITY TOTAL		243,516			243,516		TOTAL DE MARCHANDISE
SAND AND GRAVEL	NORW	7,380			7,380	NORV	SABLE ET GRAVIERS
PHOSPHATE ROCK	U K	9,560		29,312	38,872	R U	ROCHE PHOSPHATEE
	DENMK			66,512	66,512	DANMK	
	GER	29,335			29,335	ALL	
	GREEK			66,705	66,705	GRECQ	
	NORW			301,629	301,629	NORV	
	SWEDN			29,520	29,520	SUEDE	
	LIBER	436,784			436,784	LIBER	
	OTHER	71,428			71,428	AUTRE	
COMMODITY TOTAL		547,107			547,107		TOTAL DE MARCHANDISE
SALT	LIBER					LIBER	SEL
	CAN	178,640			178,640	CAN	
	OTHER	3,800			3,800	AUTRE	
COMMODITY TOTAL		182,440			182,440		TOTAL DE MARCHANDISE
SULPHUR IN ORES	GER	2,868		22,687	25,555	ALL	SOUFRE EN MINERAI
	CAN	11,644			11,644	CAN	
COMMODITY TOTAL		14,512			14,512		TOTAL DE MARCHANDISE
PAPER NES	PANAM	3			3	PANAM	PAPIER NDA
CORPAGE,TWINE,ROPE	PANAM	1			1	PANAM	CORPAGE,FICELLE,CORDE
METALLIC SALTS	NORW	5,915			5,915	NORV	SELS METALLIQUES
	LIBER	7,512			7,512	LIBER	
COMMODITY TOTAL		13,427			13,427		TOTAL DE MARCHANDISE
INORGANIC CHEMS. NES	U K	9,410		9,971	19,381	R U	PRD.CHIM.INCRG.NDA
	GREEK	25,730			25,730	GRECQ	
	NORW	37,996	6,865		44,861	NORV	
	LIBER	60,365		9,316	69,681	LIBER	
	JAPAN	5,182			5,182	JAPON	
	OTHER	8,985		7,328	16,313	AUTRE	
COMMODITY TOTAL		147,668	6,865	26,615	181,148		TOTAL DE MARCHANDISE
ORGANIC CHEMICALS NES	DENMK	4,710			4,710	DANMK	PRD.CHIM.ORGAN.NDA
	NORW	3,931			3,931	NORV	
	LIBER	5,596			5,596	LIBER	
COMMODITY TOTAL		14,237			14,237		TOTAL DE MARCHANDISE
EXPLOS., FUSES, CAPS	OTHER	108			108	AUTRE	EXPLOS.,AMORCES, DET.
POTASH	PANAM	3,500			3,500	PANAM	POTASSE
FERTILIZERS NES	U K	10,787	3,950		14,737	R U	ENGRAIS CHIMIQUE NDA
	DENMK	3,044			3,044	DANMK	
	GREEK	6,217	13,730		19,947	GRECQ	
	LIBER	7,500	43,438		50,938	LIBER	
	PANAM		14,964		14,964	PANAM	
	CAN		5,710		5,710	CAN	
	OTHER	30,874			30,874	AUTRE	
COMMODITY TOTAL		58,422	81,792		140,214		TOTAL DE MARCHANDISE
LUBRICATING OIL,GREASE	PANAM	2			2	PANAM	HUILE,GRAISSE LUBRIF.
	CAN	11,028			11,028	CAN	
	U S A		8,405		8,405	E-U	

TABLE 2. CARGOES UNLOADED AT CANADIAN PORTS FROM FOREIGN COUNTRIES, IN 1976.

TABLÉAU 2. MARCHANDISES DECHARGÉES DANS LES PORTS CANADIENS EN PROVENANCE DE PAYS ÉTRANGERS, EN 1976.

COUNTRY OF ORIGIN AND KIND OF CARGO	REGISTRY OF VESSEL	ATLANTIC ATLANTIQUE	GREAT LAKES GRANDS LACS	PACIFIC PACIFIQUE	TOTAL TOTAL	IMMATIC. DU NAVIRE	PAYS D'ORIGINE ET MARCHANDISE
U S ATL & GULF CONT. COMMODITY TOTAL		11,030	8,405		19,435		E-U ATL & GOLFE SUITE TOTAL DE MARCHANDISE
COKE	U K	7,048			7,048	R U	COKE
	GREEK	6,047			6,047	GRECQ	
	NORW			19,605	19,605	NORV	
	SWEDN			27,420	27,420	SUEDE	
	LIBER	42,914		18,830	61,744	LIBER	
	CAN	5,326			5,326	CAN	
	OTHER	14,068			14,068	AUTRE	
COMMODITY TOTAL		75,403		65,855	141,258		TOTAL DE MARCHANDISE
PETROL, COAL PRODNES	NORW	16,996	1,587		18,583	NORV	DERIVE PETR, CHARB, NDA
RAILS & TRACK MATERIAL	CAN	9,610			9,610	CAN	RAILS, MAT, VOIE FERREE
PIPES, TUBES, IRON, STEEL	OTHER	71			71	AUTRE	TUYAUX, TUBES, FER, ACIER
METAL FAB. BASIC PRODN	PANAM	3			3	PANAM	OUVR. DE BASE EN METAL
NON-MET. MIN. BASIC PRODN	LIBER	405			405	LIBER	PROD. MIN. NON-MET. BASE
	PANAM	22			22	PANAM	
	OTHER	4,573			4,573	AUTRE	
COMMODITY TOTAL		5,000			5,000		TOTAL DE MARCHANDISE
MACHINERY NES	DENMK	12			12	DANMK	MACHINES NDA
	GREEK	252			252	GRECQ	
	PANAM	2			2	PANAM	
	OTHER	498			498	AUTRE	
COMMODITY TOTAL		764			764		TOTAL DE MARCHANDISE
PASS. AUTOS AND CHASSIS	PANAM	4			4	PANAM	VOITURES PART., CHASSIS
TRUCKS AND CHASSIS	DENMK	2			2	DANMK	CAMIONS ET CHASSIS
SHIPS, AIRCRAFT, MIS. VEH	PANAM	2			2	PANAM	NAVIRES, AVIONS, VEH. DIV
EQUIPMENT MISC.	DENMK	13			13	DANMK	MATERIEL DIVERS
	PANAM	3			3	PANAM	
	CAN	5			5	CAN	
COMMODITY TOTAL		21			21		TOTAL DE MARCHANDISE
PERSONAL, HOUSEHOLD GOODS	PANAM	9			9	PANAM	ART. PERS. ET MENAGERS
CONTAINERS, CLOSURES	U K	747			747	R U	CONTENEURS, FERMETURES
	DENMK	4			4	DANMK	
	GER	249			249	ALL	
	NORW	1,864			1,864	NORV	
	SWEDN	55			55	SUEDE	
	PANAM	26			26	PANAM	
	CAN	1,907			1,907	CAN	
	OTHER	214			214	AUTRE	
COMMODITY TOTAL		5,066			5,066		TOTAL DE MARCHANDISE
MISC. END PRODUCTS NES	PANAM	17			17	PANAM	PRODUITS FINIS DIV. NDA
GENERAL CARGO	PANAM	7			7	PANAM	MARCHANDISES DIVERSES
CONTAINERIZED FREIGHT	OTHER	7,189			7,189	AUTRE	FRET CONTENEURESE
COUNTRY/REGION TOTAL		1,621,772*	100,849*	749,530*	2,472,151*		TOTAL DE PAYS/REGION
GRAND TOTAL		32,810,299**	24,768,667**	4,674,108**	62,253,074**		TOTAL GLOBAL

TABLE 3. CARGOES LOADED AT CANADIAN PORTS FOR FOREIGN COUNTRIES, BY COMMODITY AND GEOGRAPHIC AREA, IN 1976

TABLEAU 3. MARCHANDISES CHARGÉES DANS LES PORTS CANADIENS AUX PAYS ÉTRANGERS, PAR MARCHANDISE ET RÉGION GÉOGRAPHIQUE, EN 1976

COMMODITY	ATLANTIC ATLANTIQUE	GREAT LAKES GRANDS LACS	PACIFIC PACIFIQUE	TOTAL TOTAL	MARCHANDISES
CATTLE	1,455			1,455	BOVINS
LIVE ANIMALS, NES	342			342	ANIMAUX VIVANTS, NCA
MEAT, FRESH OR FROZEN	1,394	18	325	1,737	VIANDE, FRAICHE / CONG.
MEAT, CURED	1,217	21		1,238	VIANDE FUMÉE DU SALEE
MEAT AND MEAT PREP. NES	2,137		5	2,142	VIANDES ET PREP. NDA
FISH, FRESH OR FROZEN	54,058	3	13,223	67,284	POISSON, FRAIS OU CONG.
FISH, SALTED OR CURED	6,860	3	585	7,448	POISSON, SALE OU FUME
FISH, CANNED	3,234		1,691	4,925	POISSON EN BOITES
LOBSTER	6			6	ÉCARTONNÉ
SHELL FISH, NES	198		829	1,027	MOLLUSQUES CRUST., NCA
BUTTER	3,156			3,156	BEURRE
CHEESE	31			31	FROMAGE
MILK POWDER	52,098		206	52,304	LAIT EN POWDRE
DAIRY PROD., EGGS, HONEY	3,893	40	185	4,118	PROD. LAIT., OEUFS, MIEL
BARLEY	2,548,767	227,483	1,940,691	4,716,941	CRÉ
CCRN	2,086,621			2,086,621	MAIS
OATS	67,734	403,174	27,218	498,126	AVOINE
RYE	54,533	79,549	49,041	183,123	SEIGLE
WHEAT	8,414,102	127,847	4,224,630	12,766,579	BLÉ
CEREALS UNMILLED, NES			17,054	17,054	CÉREALES NON MOUL., NOA
CORN MEAL AND FLOUR	216			216	SEMIOULE, FARINE DE MAIS
CORN STARCH		100		100	FECULE DE MAIS
MALT AND MALT FLOUR	7,968	2,673	2,819	13,460	MALT ET FARINE DE MALT
WHEAT FLOUR	312,340	6	88,905	401,251	FARINE DE BLÉ
CEREALS MILLED, NES	998	178		1,176	CÉREALES MOULUES, NDA
BAKERY PROD., INC. FROZEN	33	180		213	PROD. BOUL., PROD. CONG.
MACARONI, CEREAL PROD.	265	504		769	PÂTES ALIM., PROD. CÉREAL
APPLES	564		7,994	8,558	POMMES
FRESH FRUITS, BERRIES	829		192	1,021	FRUITS, BAIES FRAIS
FROZEN FRUITS, BERRIES	1,936		3	1,939	FRUITS, BAIES CONGÉLÉS
DRIED FRUITS			5	5	FRUITS SECS
FRUIT JUICES	198		26	224	JUS DE FRUIT
FRUIT, PRES. NOT CANNED	18			18	CONS. FRUITS NON BOITE
FRUITS, PREP. CANNED	516	8	34	558	FRUITS PREP. EN BOITE
PEANUTS	9			9	CACAHUÈTES
NUTS, EXC. DIL NUTS NES	9			9	NOIX, SAUF OLEAG.
POTATOES	278,483		1	278,484	POMMES DE TERRE
VEGETABLES, FRESH	5,531	17		5,548	LEGUMES, FRAIS
VEGETABLES, FROZEN	15,665		168	15,833	LEGUMES, CONGÉLÉS
VEGETABLES, DRIED	17,245	1,646	2,360	21,251	LEGUMES, SECS
VEGETABLE PREP. NES	266	1	77	344	PREP. DE LEGUMES NDA
SUGAR, NES	11,374		659	12,033	SUCRE, NDA
MOLASSES, REFINED	1			1	MELASSE, RAFFINÉE
SYRUP	31			31	SIRUP
SUGAR PREPARATIONS	24		21	45	PREP. A BASE DE SUCRE
COCOA AND CHOCOLATE		3		3	CACAO ET CHOCOLAT
SPICES	126	50		176	ÉPICES
VINEGAR	27			27	VINAIGRE
SHORTENING	180			180	GRAISSE CULINAIRE
SAUSAGE SKINS, CASINGS	17	5		22	BOYAUX A SAUCISSES
MISC. FOOD PREP. NES	3,823	214	222	4,259	DIV. PREP. ALIM. NDA
HAY, FORAGE, STRAW	6,010			6,010	Foin, FOURRAGE, PAILLE
HULLS, SCREENINGS, CHAFF			15,650	15,650	ÉCLOURES, CRIBLURES, ÉAL
BRAN, SHORTS, MIDDINGS	25		7,404	7,429	SON, ISSUES DE CÉREALES
GRAND CEREALS NES	199		554	753	CÉREALES MOULUES NOA
SOYA OIL MEAL, CAKE	20	49,823	410	50,253	FARINE TOURT. GR. SOYA
OIL SEED MEAL, CAKE NES	126	3,472	2	3,600	FAR. TOURT. OLEAG. NDA
BREWERS GRAINS			150	150	GRAINS DE BRASSERIE
FEEDS, VEGETABLE ORIGIN	142	915	10,398	11,455	PROD. D'ORIGINE VÉGÉTALE
FEEDS OF ANIMAL ORIGIN	1,252	30	7,772	9,054	PROD. D'ORIGINE ANIMALE
CONC. COMPLETE FEEDS	50,400	267,366	216,980	534,746	CONC., PRÉV. COMPLÈTES
NON-ALCOHOLIC BEVERAGE	297			297	BOISSONS NON-ALCOOLIQ.
ALE, BEER, STOUT, PORTER	90	40		130	ALE, BIÈRE, STOUT, PORTER
WINES		1,763	17	1,780	VINS
DIST. ALCOHOLIC BEV.	400	3,191	247	3,838	BOISS. ALCOOL. DIST.
CIGARETTES	6			6	CIGARETTES
TOBACCO NES	157	234		391	TABACS NDA
RAW HIDES AND SKINS	3,252	191	2,910	6,353	PEAUX ET CUIRS BRUT
CRUDE ANIMAL PROD. NES	1,297		10	1,307	PR. BRUTS ORIG. ANIM. NDA
SEEDS FOR SOWING NES	35	133	109	277	GRAINES DE SEMENCE NDA
FLAXSEED	10,787	111,179	101,830	223,796	GRAINE DE LIN
MUSTARD SEED		13,373	491	13,864	GRAINE DE MOUTARDE
RAPESEED		65,871	815,178	881,049	GRAINE DE COLZA
SOYA BEANS	472,631		11,094	483,725	GRAINE DE SOYA
DIL SEEDS, NUTS NES		8,732	7,803	16,535	GRAINES, NOIX CLEAG. NDA
CRUDE VEG. PROD. NES	66	35		101	PR. BRUTS ORIG. VÉG. NDA
LOGS	271		350,783	351,054	ÉLLES
BOLTS, ROUND TIMBER	20,223	600	1,341	22,164	ÉLLETS, BOIS RONDS

TABLE 3. CARGOES LOADED AT CANADIAN PORTS FOR FOREIGN COUNTRIES, BY COMMODITY AND GEOGRAPHIC AREA, IN 1976

TABLEAU 3. MARCHANDISES CHARGÉES DANS LES PORTS CANADIENS AUX PAYS ÉTRANGERS, PAR MARCHANDISE ET RÉGION GÉOGRAPHIQUE, EN 1976

COMMODITY	ATLANTIC ATLANTIQUE	GREAT LAKES GRANDS LACS	PACIFIC PACIFIQUE	TOTAL TOTAL	MARCHANDISES
PULPWOOD	96,945		644,720	741,665	BOIS A PATE
CRUDE WOOD MTLs. NES	118			118	MATIERES BOIS BRUT NDA
TEXTILE FIBRES NES	660	669	132	1,461	FIBRES TEXTILES NDA
COPPER ORE AND CONC.	22,983		800,553	823,536	MINERAL, CONC. CUIVRE
IRON ORE AND CONC	45,564,748	3,472,290	1,311,502	50,348,540	MINERAL, CONC. DE FER
LEAD ORE AND CONC.	50,562		134,006	184,568	MINERAL, CONC. DE PLEMB
MANGANESE ORE	15,017			15,017	MINERAL DE MANGANESE
NICKEL-COPPER ORE	70,310		11,834	82,144	MINER. DE CUIVRE-NICKEL
TITANIUM ORE	298,269			298,269	MINERAL DE TITANE
ZINC ORE AND CONC.	1,069,387		186,633	1,256,020	MINERAL, CONC. DE ZINC
ORES AND CONC. NES	21,186	90	7,067	28,343	MINERAIS ET CONC. NDA
IRON AND STEEL SCRAP	306,690	48,644	6,545	361,879	DECHETS DE FER, D'ACIER
NON-FERROUS MET. SCRAP	5,216	592	550	6,358	DECHETS METAL. NON FER.
SLAG, DROSS, BY-PRODUCTS	797,973	149		798,122	POUS. GUEUL. SCOR. PROCO.
COAL, BITUMINOUS	584,787	36,031	10,195,666	10,816,484	CHARBON BITUMINEUX
COAL, NES			10,810	10,810	CHARBON, NDA
CRUDE PETROLEUM	1,025,705			1,025,705	PETROLE BRUT
ASBESTOS	413,025	49	79,788	492,862	AMIANTE
BENTONITE			2,204	2,204	BENTONITE
DOLOMITE		968,765		968,765	DOLOMITE
CLAY MATERIALS NES	20			20	MATIERES ARGIL. NDA
SAND AND GRAVEL	10,085			10,085	SABLE ET GRAVIER
LIMESTONE			903,356	903,356	PIERRE CALCAIRE
STONE, CRUDE NES	1,347	77,465	3	78,815	PIERRE BRUTE NDA
BARYTES, NATURAL	62,256			62,256	BARYTINE NATURELLE
FLUORSPAR	28,135			28,135	SPATH FLUOR
GYPSPUM	4,473,125			4,473,125	GYPSE
SALT	7,727	1,555,931		1,563,658	SEL
SULPHUR IN ORES	82,791	48,214	2,342,67C	2,473,675	SOUFRE EN MINERAL
CRUDE NON-MET. MIN. NES	50,407	9,100	3,424	62,931	MIN. NON-MET. BRUTS NDA
COTTON, TEXTILE WASTE	2,146	750	226	3,122	DECHETS DE COTON, TEXT.
HOGGED FUEL, WOOD			150,302	150,302	BOIS DE CHAUFFAGE
WASTE AND SCRAP NES	2,318	92	10,928	13,338	DECHETS ET REBUTS NDA
LEATHER	430	1		431	CUIR
FURS, DRESSED			1	1	FOURRURES APPRETEES
RUBBER FAB. MATERIALS	678	184	11	873	SEMI-PROD. CAOUTCHOUC
LUMBER AND TIMBER	148,159	21,861	4,585,999	4,756,019	BOIS D'OEUVRE ET CHARRP.
FLOORING		58		58	LAMES POUR PARQUET
SHINGLES AND SHAKES	80		4,216	4,296	BARDEAUX, BARDE. FACADE
VENEER, PLYWOOD	7,042	6	129,671	136,719	PLACAGES, CONTRE-PLAQ.
COOPERAGE STOCK	679		5	684	SEMI-PROD. TONNELLERIE
WOOD FAB. MATERIALS	10,308		584	10,892	SEMI-PRODUITS EN BOIS
PULP	682,440	211,068	2,608,628	3,502,136	PATE
NEWSPRINT PAPER	1,871,066	177,262	950,999	2,999,327	PAPIER JOURNAL
PAPER NES	23,068	930	148,164	172,162	PAPIER NDA
PAPERBOARD	157,103	674	187,332	345,109	CARTON
BLDG. PAPER AND BOARD	5,530	89	3,159	8,778	PLAQ. CONSTR., PAP/CART.
WET MACHINE BOARD	81	57		138	CARTON EN PATE PRESSE
CORRAGE, TWINE, ROPE		17	40	57	CORRAGE, FICELLE, CORDE
JUTE WOVEN FABRICS		17		17	TISSUS DE JUTE
TEXTILE FAB. MTL NES	2,093	21	230	2,344	CUIVRE EN MAT. TEXT. NDA
ANIMAL OILS, EXC. MARINE	45,912	19,791	41,619	107,322	HUIL. ANIM. SAUF AN. MAR.
FISH, MARINE ANIMAL OIL	4,239			4,239	HUIL. DE PDISSON, AN. MAR.
VEG. OILS, FATS NES	14,351	1,500	24,276	40,127	HUIL. MAT. GRAS. VEG. NDA
DILS, FATS, WAXES NES	614	3,749	4,017	8,380	HUIL. MAT. GRAS. CIRE NDA
SULPHURIC ACID	317,569			317,569	ACIDE SULFURIQUE
METALLIC SALTS	3,627	148	554	4,329	SELS METALLIQUES
INORGANIC CHEMS. NES	27,407	10,781	31,356	69,544	PROD. CHIM. INORG. NDA
ORGANIC CHEMICALS NES	161,449	71,380	52,884	285,713	PROD. CHIM. ORGAN. NDA
EXPLOS., FUSES, CAPS	4,554		4,798	9,352	EXPLOS., AMDRCES, DET.
POTASH		31,114	1,638,502	1,669,616	POTASSE
FERTILIZERS NES	61,255	3,438	32,598	97,291	ENGRAIS CHIMIQUE NDA
AGRICULTURAL CHEMICALS	126	253	194	573	PROD. CHIM. AGRICOLES
SYNTHETIC RUBBER	890	8,066	2	8,958	CAOUTCHOUC SYNTHETIQUE
PLASTIC MATERIALS	2,562	6,827	6,452	15,841	MATIERES PLASTIQUES
DYESTUFF, PIGMENT, PAINT	741	262	103	1,106	MAT. COLOR. PIG. PEINTURE
CHEM. SPECIALTIES NES	3,625	7,642	735	12,002	PROD. CHIM. SPECIAUX NDA
GASOLINE	296,152	111,015	26,170	433,337	ESSENCE
FUEL OIL	1,407,117	1,088,455	126,938	2,622,510	MAZOUT
LUBRICATING OIL, GREASE	1,262	627	332	2,221	HUILE, GRAISSE LUBRIF.
COKE	258,276	19,500	277,410	555,186	COKE
ASPHALTS, ROAD OILS	1,064			1,064	ASPHALTE, BITUME LIQD.
COAL TAR, PITCH		2,007		2,007	GOUDRON, BRAI DE BOUIL.
PETROL. COAL PROD. NES	4,203	1,150	263,838	269,191	DERIVE PETR. CHARB. NDA
FERRO-ALLOYS	5,526			5,526	FERRO-ALLIAGES
PIG. IRON	475,324	9,305	715	485,344	FER EN GUEUSE
PRIMARY IRON, STEEL NES	4,245	68,820	2,848	75,913	FER, ACIER PRIMAIR. NDA
CASTINGS, FORGINGS	706	24,744	1	25,451	MOUL. PIECES FORGEES

TABLE 3. CARGOES LOADED AT CANADIAN PORTS FOR FOREIGN COUNTRIES, BY COMMODITY AND GEOGRAPHIC AREA, IN 1976

TABLEAU 3. MARCHANDISES CHARGÉES DANS LES PORTS CANADIENS AUX PAYS ÉTRANGERS, PAR MARCHANDISE ET RÉGION GÉOGRAPHIQUE, EN 1976

COMMODITY	ATLANTIC ATLANTIQUE	GREAT LAKES GRANDS LACS	PACIFIC PACIFIQUE	TOTAL TOTAL	MARCHANDISES
BAR AND RODS, STEEL	28,582	60,207	3	88,792	BARRES ET TIGES ACIER
PLATE & SHEET STEEL	57,663	243,911	20	301,594	TOLES, FEUILLES D'ACIER
STRUCTURAL SHAPES	16,626	65,432	3,332	85,390	PROFILES DE CONSTRUCT.
NAILS & TRACK MATERIAL	76,016	11,877	250	88,143	RAILS, MAT. VOIE FERREE
PIPES, TUBES: IRON, STEEL	11,684	3,846	10,874	26,404	TUYAUX, TUBES: FER, ACIER
WIRE	1,030	1,791	213	3,034	FIL METALLIQUE
ALUMINUM	90,649	3,851	139,971	234,471	ALUMINIUM
COPPER AND ALLOYS	53,475	7,873	38	61,386	CUIVRE ET ALLIAGES
LEAD AND ALLOYS	13,487	728	22,775	36,990	PLOMB ET ALLIAGES
NICKEL AND ALLOYS	3,005	1,785	718	5,508	NICKEL ET ALLIAGES
ZINC AND ALLOYS	11,891	534	60,341	72,766	ZINC ET ALLIAGES
NON-FERROUS METALS NES	2,477	694	135	3,306	METAUX NON-FERREUX NDA
METAL FAB. BASIC PROD.	7,310	2,035	3,476	12,821	CUVR. DE BASE EN METAL
BUILDING BRICK, CLAY	15	35		50	BRIQ. A BATIR ARGILE
BRICKS, TILES NES	8,018	273	255	8,546	BRIQUES, TUILES NDA
GLASS BASIC PRODUCTS	2,204	5,176		7,380	CUVR. DE BASE EN VERRE
ASBESTOS BASIC PROD.	833	86		919	CUVR. DE BASE AMIANTE
CEMENT	51,926	890,372	170,375	1,112,673	CIMENT
CEMENT BASIC PROD.	1,532	20	117	1,669	CUVR. DE BASE CIMENT
LIME			1,352	1,352	CHAUX
NON-MET. MIN. BASIC PROD	7,394	174	1,366	8,934	PROD. MIN. NON-MET. BASE
MISC. FABRICATED PROD.	922	333		1,255	OUVRAGES DIVERS
TRACTORS	5,295	21,889	2,577	30,161	TRACTEURS
MACHINERY NES	46,818	13,209	13,613	73,640	MACHINES NDA
RAILWAY ROLLING STOCK	13,194	6,527	192	19,913	MAT. ROUL. DE CH. DE FER
PASS. AUTOS AND CHASSIS	31,205	1,462	94	32,761	VOITURES PART., CHASSIS
BUSES AND CHASSIS	22		145	167	AUTOBUS ET CHASSIS
TRUCKS AND CHASSIS	2,270	1,836	1,525	5,631	CAMIONS ET CHASSIS
MOTOR VEHICLE ENGINES	10,214	25,310	179	35,703	MOTEURS DE VEH. AUTOM.
ROAD MOTOR VEH. NES	10,587	118	543	11,248	VEH. AUTOM. ROUTIERS NDA
SHIPS, AIRCRAFT, MIS. VEH	1,455	365	374	2,194	NAVIRES, AVIONS, VEH. CIV
RUBBER TIRES AND TUBES	281	458	2	741	PNEUS, CHAMBRES A AIR
EQUIPMENT MISC.	21,464	2,418	3,817	27,699	MATERIEL DIVERS
PERSONAL, HOUSEHOLD GOODS	6,299	1,728	1,140	9,167	ART. PERS. ET MENAGERS
FIREARMS, AMMUNITION	1,120	1,455	40	2,615	ARMES A FEU, MUNITIONS
CONTAINERS, CLOSURES	11,914	1,324	652	13,890	CONTENEURS, FERMETURES
MISC. END PRODUCTS NES	37,024	5,598	5,308	47,930	PRODUITS FINIS DIVERS
GENERAL CARGO	21,223	3,485	1,473	26,181	MARCHANDISES DIVERSES
CONTAINERIZED FREIGHT	2,600,450	19,514	454,368	3,074,332	FRET CONTENEURESE
GRAND TOTAL	78,871,316 *	10,900,054 *	36,790,655 *	126,562,025 *	TOTAL GLOBAL

TABLE 4. CARGOES UNLOADED AT CANADIAN PORTS FROM FOREIGN COUNTRIES, BY COMMODITY AND GEOGRAPHIC AREA, IN 1976

TARLEAU 4. MARCHANDISES DECHARGEES DANS LES PORTS CANADIENS DES PAYS ETRANGERS, PAR MARCHANDISE ET REGION GEOGRAPHIQUE, EN 1976

COMMODITY	ATLANTIC ATLANTIQUE	GREAT LAKES GRANDS LACS	PACIFIC PACIFIQUE	TOTAL TOTAL	MARCHANDISES
CATTLE	230			230	BOVINS
LIVE ANIMALS, NES	4			4	ANIMAUX VIVANTS, NDA
MEAT, FRESH OR FROZEN	1,428	1	14,085	15,514	VIANDE, FRAICHE / CONG.
MEAT, CURED			2	2	VIANDE FUMEE OU SALEE
MEAT AND MEAT PREP. NES	3,190		175	3,365	VIANDES ET PREP. NDA
FISH, FRESH OR FROZEN	11,215	93	69	11,377	POISSON, FRAIS OU CONG.
FISH, SALTED OR CURED			24	24	POISSON, SALÉ OU FUMÉ
FISH, CANNED	2,065	28	143	2,236	POISSON EN BOITES
LOBSTER	282		9	291	HOMARD
SHELL FISH, NES	2,342		186	2,528	MOLLUSQUES CRUS, NDA
CHEESE	636	214	214	1,064	FROMAGE
DAIRY PROD., EGGS, HONEY	443	147	39	629	PROD. LAIT., ŒUFS, MIEL
BARLEY	66,117			66,117	ORGE
CORN	2,117,155	169,576		2,286,731	MAIS
WHEAT	834,753			834,753	BLÉ
CEREALS UNMILLED, NES	22	100	153	275	CEREALES NON MOUL., NDA
WHEAT FLOUR	63	7	50	120	FARINE DE BLÉ
CEREALS MILLED, NES	17	242		259	CEREALES MOULUES, NDA
BAKERY PROD., INC. FROZEN	194		4	198	PROD. BOUL., PROD. CONG.
MACARONI, CEREAL PROD.	939	418	337	1,694	PATES ALIM. PROD. CEREAL
APPLES	8,306		966	9,272	POMMES
BANANAS AND PLANTAINS			7	7	BANANES ET PLANTAINS
FRESH FRUITS, BERRIES	19,149	2,072	19,311	40,532	FRUITS, BAIES FRAIS
FROZEN FRUITS, BERRIES	28		20	48	FRUITS, BAIES CONGÉLÉS
DRIED FRUITS	148	114	1,576	1,838	FRUITS SECS
FRUIT JUICES	19,365	157	2,413	21,935	JUS DE FRUIT
FRUIT PULP, PUREE	160		2	162	PULPE DE FRUIT, PUREE
FRUIT, PRES. NOT CANNED	537	106	175	818	CONS. FRUITS NON BOITE
FRUITS, PREP. CANNED	12,077	1,914	4,160	18,151	FRUITS PREP. EN BOITE
PEANUTS		2,123	1	2,124	CACAHUETES
NUTS, EXC. OIL NUTS NES	4,247	6,449	1,981	12,677	NOIX, SAUF OLEAG. NDA
VEGETABLES, FRESH	696	2,086	648	3,430	LEGUMES, FRAIS
VEGETABLES, FROZEN			65	65	LEGUMES, CONGÉLÉS
VEGETABLES, DRIED	26,925	18,922	164	46,011	LEGUMES, SECS
VEGETABLE PREP. NES	1,442	2,180	2,966	6,588	PREP. DE LEGUMES NDA
RAW SUGAR	677,503	304,630	24,420	1,006,553	SUCRE BRUT
MELASSES, CRUDE	128,024	44,372		172,396	MELASSE, BRUTE
SYRUP			8	8	SIRUP
SUGAR PREPARATIONS	1,887	655	117	2,659	PREP. A BASE DE SUCRE
COCOA AND CHOCOLATE	7,726	660	52	8,438	CACAO ET CHOCOLAT
COFFEE	20,535	393	11,300	32,228	CAFE
TEA	17,738	1,100	1,810	20,648	THE
SPICES	1,289	580	382	2,251	ÉPICES
VINEGAR		2		2	VINAIGRE
LARD		19		19	SAINDOUX
SAUSAGE SKINS, CASINGS	5	6		11	BOYAUX A SAUCISSES
MISC. FOOD PREP. NES	5,374	3,974	5,437	14,785	DIV. PREP. ALIM. NDA
GROUND CEREALS NES	9			9	CEREALES MOULUES NDA
SOYA, OIL MEAL, CAKE	3,111			3,111	FARINE TOURT. GR. SOYA
BREWERS GRAINS	10			10	GRAINS DE BRASSERIE
FEEDS, VEGETABLE ORIGIN	25			25	PROV. D'ORIGINE VEGETALE
CONC. COMPLETE FEEDS	1		184	185	CONC., PROV. COMPLETES
NON-ALCOHOLIC BEVERAGE	18	320	294	632	BOISSONS NON-ALCOOLIQ.
ALE, BEER, STOUT, PORTER	12	324	78	414	ALE, BIÈRE, STOUT, PORTER
WINES	2,544	4,555	2,332	9,431	VINS
FERM. ALCOHOLIC BEV.			20	20	BOISS. ALCOOL. FERMEN.
DIST. ALCOHOLIC BEV.	2,583	13,428	10,987	26,998	BOISS. ALCOOL. DIST.
CIGARETTES	5			5	CIGARETTES
TOBACCO NES	1,079	1		1,080	TABACS NDA
RAW HIDES AND SKINS	66	8,734	1	8,801	PEAUX ET CUIRS BRUT
CRUDE ANIMAL PROD. NES	309	1	136	446	PR. BRUTS ORIG. ANIM. NDA
SEEDS FOR SOWING NES	305	158	63	526	GRAINES DE SEMENCE NDA
SOYA BEANS	441,793	492,888		934,681	GRAINE DE SOYA
OIL SEEDS, NUTS NES	4,326		1,757	6,083	GRAINES, NOIX OLEAG. NDA
NURSERY, GREENHOUSE STOCK	84	57	2	143	PROD. PÉPINIÈRE, SERRE
RUBBER, ALLIED GUMS, NAT	12,438	3,424	49,685	65,547	CAOUTCHOUC GOMMES NAT.
CRUDE VEG. PROD. NES	2,455	121	63	2,639	PR. BRUTS ORIG. VEG. NDA
LOGS					BILLES
BOLTS, ROUND TIMBER	5,999		124,821	124,821	BILLOTS, BCS RONDS
CRUDE WOOD MTLS. NES	131	8	135	6,134	MATIÈRES BOIS BRUT NDA
WOOL AND ANIMAL HAIR	1,331	247	72	1,650	LAINÉ, POILS ANIMAL
TEXTILE FIBRES NES	17,196	3,587	1,834	22,617	FIBRES TEXTILES NDA
ALUMINA, BAUXITE ORES	1,504,281	59,911	472,884	2,037,076	MINÉRAIS ALUMINE, BAUX.
IRON ORE AND CONC	1,138,540	3,144,390		4,282,930	MINÉRAIS, CONC. DE FER
MANGANESE ORE	233,282	10,546		243,828	MINÉRAIS DE MANGANESE
NICKEL-COPPER ORE			24,228	24,228	MINÉRAIS DE CUIVRE-NICKEL
ORES AND CONC. NES	78,398	46,168	18	124,584	MINÉRAIS ET CONC. NDA
IRON AND STEEL SCRAP		1,094	773	1,867	DECHETS DE FER, D'ACIER

TABLE 4. CARGOES UNLOADED AT CANADIAN PORTS FROM FOREIGN COUNTRIES, BY COMMODITY AND GEOGRAPHIC AREA, IN 1976

TABLEAU 4. MARCHANDISES DECHARGEES DANS LES PORTS CANADIENS DES PAYS ETRANGERS, PAR MARCHANDISE ET REGION GEOGRAPHIQUE, EN 1976

COMMODITY	ATLANTIC ATLANTIQUE	GREAT LAKES GRANDS LACS	PACIFIC PACIFIQUE	TOTAL TOTAL	MARCHANDISES
NON-FERROUS MET. SCRAP	682	798		1,480	DECHETS METAL. NON FER.
SLAG, DROSS, BY-PRODUCTS	20,493	4,112	24,000	48,605	POUS. GUEUL. SCOR. PRCD.
COAL, BITUMINOUS	243,542	15,385,492		15,629,034	CHARBON BITUMINEUX
COAL, NES	243,516			243,516	CHARBON, NDA
CRUDE PETROLEUM	18,673,038			18,673,038	PETROLE BRUT
ASBESTOS	5,690			5,690	AMIANTE
BENTONITE	217,007	117		217,124	BENTONITE
CHINA CLAY	24,025			24,025	KACLIN
CLAY MATERIALS NES	29,331	18,000		47,331	MATIERES ARGIL. NDA
SAND AND GRAVEL	10,400	449,731	959,175	1,419,306	SABLE ET GRAVIERS
LIMESTONE	29,357	3,221,862		3,251,219	PIERRE CALCAIRE
STONE, CRUDE NES	10,196	106	296	10,598	PIERRE BRUTE NDA
FLUORSPAR	71,346	101,254		172,600	SPATH FLUCR
GYPSUM		20	57,000	57,020	GYPSE
PHOSPHATE ROCK	547,107		634,373	1,181,480	ROCHE PHOSPHATEE
SALT	509,731	358,083	351,723	1,219,537	SEL
SULPHUR IN ORES	14,512			14,512	SOUFRE EN MINERAL
CRUDE NON-MET. MIN. NES	24,418	15		24,433	MIN. NON-MET. BRUTS NDA
COTTON, TEXTILE WASTE	10	110	207	327	DECHETS DE COTON, TEXT.
WASTE AND SCRAP NES	293	154	31	478	DECHETS ET REBUTS NCA
LEATHER	700	52		752	CUIR
RUBBER FAB. MATERIALS	139	130	424	693	DEMI-PROD. CAOUTCHOUC
LUMBER AND TIMBER	22,224	14,917	26,572	63,713	BOIS OEUVRE ET CHARP.
FLOORING		133		133	LAMES PGR PARQUET
SAWMILL PRODUCTS NES			7	7	SCIAGES NDA
VENEER, PLYWOOD	41,584	15,593	51,124	108,301	PLACAGES, CONTRE-PLAQ.
COOPERAGE STOCK			23	23	DEMI-PROD. TONNELLERIE
WOOD FAB. MATERIALS	6,960	811	13,117	20,888	DEMI-PRODUITS EN BOIS
PULP	5,567	11,184	45,372	62,123	PATE
NEWSPRINT PAPER	1,500			1,500	PAPIER JOURNAL
PAPER NES	44	1,650	86	1,780	PAPIER NDA
PAPERBOARD	2,205	305	511	3,021	CARTON
BLOG, PAPER AND BOARD	5,698	2,903	123	8,724	PLAQ. CONSTR., PAP/CART.
WET MACHINE BOARD	46			46	CARTON EN PATE PRESSE
CORDAGE, TWINE, ROPE	4,873	2,609	5,741	13,223	CORDAGE, FICELLE, CORDR
JUTE WOVEN FABRICS	27,507	2,153	4,860	34,520	TISSUS DE JUTE
TEXTILE FAB. MTL NES	24,543	2,610	3,519	30,672	CUVR. EN MAT. TEXT. NDA
ANIMAL OILS, EXC. MARINE			13	13	HUIL. ANIM. SAUF AN. MAR.
FISH, MARINE ANIMAL OIL	14			14	HUIL. DE POISSON, AN. MAR.
VEG. OILS, FATS NES	14,317	64,051	3,333	81,701	HUIL. MAT. GRAS, VEG. NDA
OILS, FATS, WAXES NES	979	1,688	851	3,518	HUIL. MAT. GRAS, CIRE NDA
SULPHURIC ACID		12		12	ACIDE SULFURIQUE
METALLIC SALTS	28,153	37,295	2,512	67,960	SELS METALLIQUES
INORGANIC CHEMS. NES	224,671	36,500	33,300	294,471	PROD. CHIM. INORG. NDA
GLYCOL	4,689			4,689	GLYCOL
ORGANIC CHEMICALS NES	34,287	19,725	658	54,670	PROD. CHIM. ORGAN. NDA
EXPLCS., FUSES, CAPS	1,891			1,891	EXPLUS., AMORCES, DET.
POTASH	3,500	20,235		23,735	POTASSE
FERTILIZERS NES	61,922	81,812	28,147	171,881	ENGRAIS CHIMIQUE NDA
AGRICULTURAL CHEMICALS	1,881	1,364	184	3,429	PROD. CHIM. AGRICOLES
SYNTHETIC RUBBER	10	6	1	17	CAOUTCHOUC SYNTHETIQUE
PLASTIC MATERIALS	340	2,852	912	4,104	MATIERES PLASTIQUES
DYESTUFF, PIGMENT, PAINT	64	142	64	270	MAT. COLOR. PIG. PEINTURE
CHEM. SPECIALTIES NES	150	1,853	196	2,199	PROD. CHIM. SPECIAUX NDA
GASOLINE	4,588			4,588	ESSENCE
FUEL OIL	930,505	19,614	345,580	1,295,699	MAZOUT
LUBRICATING OIL, GREASE	11,070	14,434	9	25,513	HUILE, GRAISSE LUBRIF.
COKE	543,872	156,215	65,855	765,942	COKE
ASPHALTS, ROAD OILS			5,000	5,000	ASPHALTE, BITUME LIQD.
COAL TAR, PITCH	29,871	3,823	38,255	71,949	GOUDRON, BRAI DE COUIL.
PETROL. COAL PROD. NES	48,756	74,583	3,855	127,234	DERIVE PETR. CHARB. NCA
FERRO-ALLOYS	6,905	3,244	64	10,213	FERRO-ALLIAGES
PIG IRON		2,753		2,753	FER EN GUEUSE
PRIMARY IRON, STEEL NES	4,391	13,560	6,345	24,296	FER, ACIER PRIMAIR. NCA
CASTINGS, FORGINGS	878	6,528	4,708	12,114	MOUL. PIECES FORGEES
BARNS AND RODS, STEEL	55,834	33,831	98,059	187,724	BARRRES ET TIGES ACIER
PLATE & SHEET STEEL	65,588	17,916	187,560	271,064	TOLES, FEUILLES D'ACIER
STRUCTURAL SHAPES	106,800	20,540	90,045	217,385	PROFILES DE CONSTRUCT.
RAILS & TRACK MATERIAL	15,308		4,265	19,573	RAILS, MAT. VIEIE FERREE
PIPES, TUBES: IRON, STEEL	13,443	3,781	67,300	84,524	TUYAUX, TUBES: FER, ACIER
WIRE	4,006	1,813	7,201	13,020	FIL METALLIQUE
ALUMINUM	1,076	175	55	1,306	ALUMINIUM
COPPER AND ALLOYS	4,877	226	258	5,361	CUVRE ET ALLIAGES
LEAD AND ALLOYS	720	79	400	1,199	PLOMB ET ALLIAGES
NICKEL AND ALLOYS	11,536	28,418	1,617	41,571	NICKEL ET ALLIAGES
ZINC AND ALLOYS	12,433	748		13,181	ZINC ET ALLIAGES
NON-FERROUS METALS NES	4,455	3,609	104	8,168	METAUX NON-FERREUX NDA
METAL FAB. BASIC PROC.	9,281	3,978	17,983	30,782	CUVR. DE BASE EN METAL

TABLE 4. CARGOES UNLOADED AT CANADIAN PORTS FROM FOREIGN COUNTRIES, BY COMMODITY AND GEOGRAPHIC AREA, IN 1976

TABLEAU 4. MARCHANDISES DECHARGEES DANS LES PORTS CANADIENS DES PAYS ETRANGERS, PAR MARCHANDISE ET REGION GEOGRAPHIQUE, EN 1976

COMMODITY	ATLANTIC ATLANTIQUE	GREAT LAKES GRANDS LACS	PACIFIC PACIFIQUE	TOTAL TOTAL	MARCHANDISES
BRICKS, TILES NES	1,677	537	1,148	3,362	BRIQUES, TUILES NDA
GLASS BASIC PRODUCTS	4,111	4,882	7,033	16,026	OUVR. DE BASE EN VERRE
ASBESTOS BASIC PRCD.	716		44	760	OUVR. DE BASE AMIANTE
CEMENT		28,000	64,736	92,736	CIMENT
CEMENT BASIC PROD.	66	118	21	205	OUVR. DE BASE CIMENT
LIME		61	603	664	CHAUX
NON-MET. MIN. BASIC PROD	9,177	1,360	4,114	14,651	PROD. MIN. NON-MET. BASE
MISC. FABRICATED PROD.	1,012	857	1,266	3,135	OUVRAGES DIVERS
TRACTORS	23,362	15,215	5,215	43,792	TRACTEURS
MACHINERY NES	32,631	19,831	13,958	66,420	MACHINES NDA
RAILWAY ROLLING STOCK	391	9	37	437	PAT. ROUL. DE CH. DE FER
PASS. AUTOS AND CHASSIS	74,318	2,482	93,283	170,083	VOITURES PART., CHASSIS
BUSES AND CHASSIS	9	7		16	AUTOBUS ET CHASSIS
TRUCKS AND CHASSIS	953	174	3,928	5,055	CAMIONS ET CHASSIS
MOTOR VEHICLE ENGINES	6,266	5,286	1,365	12,917	MOTEURS DE VEH. AUTOM.
ROAD MOTOR VEH. NES	890	65	722	1,677	VEH. AUTOM. ROUTIERS NDA
SHIPS, AIRCRAFT, MIS. VEH	5,364	604	1,233	7,201	NAVIRES, AVIONS, VEH. DIV
RUBBER TIRES AND TUBES	82	23	725	830	PNEUS, CHAMBRES A AIR
EQUIPMENT MISC.	6,790	6,568	9,860	23,218	MATERIEL DIVERS
PERSONAL, HOUSEHOLD GOODS	12,346	5,769	12,066	30,181	ART. PERS. ET MENAGERS
FIREARMS, AMMUNITION	284	103	2	389	ARMES A FEU, MUNITIONS
CONTAINERS, CLOSURES	8,018	2,223	275	10,516	CONTENEURS, FERMETURES
MISC. END PRODUCTS NES	2,537	3,535	878	6,950	PRODUITS FINIS DIV. NDA
GENERAL CARGO	12,535	3,752	14,031	30,318	MARCHANDISES DIVERSES
CONTAINERIZED FREIGHT	2,080,792	41,997	460,814	2,583,603	FRET CONTENEURESE
GRAND TOTAL	32,810,299 *	24,768,667 *	4,674,108 *	62,253,074 *	TOTAL GLOBAL

TABLE 5. VESSELS ARRIVED AT AND DEPARTED FROM CANADIAN PORTS IN INTERNATIONAL SEABORNE SHIPPING, BY REGISTRY, IN 1976
 TABLEAU 5. MOUVEMENTS INTERNATIONAUX DE NAVIRES A DESTINATION OU EN PROVENANCE DE PORTS CANADIENS, D'APRES LE REGISTRE, EN 1976

COUNTRY OF REGISTRY		PAYS D'IMMATRICULATION										
ATLANTIC / ATLANTIQUE			GREAT LAKES / GRANDS LACS			PACIFIC / PACIFIQUE			TOTAL / TOTAL			
NUMBER	NET TONS	CARGO TONS	NUMBER	NET TONS	CARGO TONS	NUMBER	NET TONS	CARGO TONS	NUMBER	NET TONS	CARGO TONS	
NOMBRE	TONNES NET	TONNES CAR.	NOMBRE	TONNES NET	TONNES CAR.	NOMBRE	TONNES NET	TONNES CAR.	NOMBRE	TONNES NET	TONNES CAR.	
UNITED KINGDOM												
ROYAUME-UNI												
A	930	7,700,607	2,670,854	41	215,934	89,781	339	3,880,311	375,029	1,310	11,796,852	3,135,664
D	936	7,662,836	8,392,586	43	225,998	131,503	338	3,868,505	2,763,908	1,317	11,757,339	11,287,997
BELGIUM-LUXEMB												
BELGIQUE-LUX.												
A	45	687,447	206,904	7	98,084	36,579	7	117,741	7,328	59	903,272	250,811
D	47	703,221	594,958	6	84,072	22,223	8	144,840	278,661	61	932,133	895,842
DENMARK												
DANEMARK												
A	249	1,089,059	652,866	9	37,566	4,582	49	634,746	117,091	307	1,761,371	774,539
D	250	1,072,373	845,432	9	37,566	53,464	49	634,746	659,328	308	1,764,685	1,558,224
FINLAND												
FINLANDE												
A	102	556,389	250,150	1	8,817	1,024	33	70,043	2,463	136	635,249	253,637
D	102	556,389	624,786	1	8,817		32	68,526	129,132	135	633,732	753,918
FRANCE												
FRANCE												
A	104	675,112	145,817	19	75,497	18,150	27	270,209	5,298	150	1,020,818	169,265
D	108	693,363	376,005	19	75,497	76,045	27	270,209	154,966	154	1,039,069	607,016
GERMANY WEST												
ALLEMAGNE, O.												
A	507	4,171,330	1,220,423	82	217,086	47,089	71	634,248	45,575	660	5,022,664	1,313,087
D	507	4,150,916	4,501,458	82	217,086	131,509	71	634,248	215,379	660	5,002,250	4,848,346
GREECE												
GRECE												
A	536	4,592,255	1,942,751	78	637,069	247,696	223	2,182,884	238,614	837	7,412,208	2,429,061
D	538	4,631,654	3,857,717	78	637,070	496,052	224	2,188,055	2,787,258	840	7,456,779	7,141,027
ICELAND												
ISLANDE												
A	13	42,213	54,862	1	6,902	1,249				14	49,115	56,111
D	13	42,213	2,139	1	6,902					14	49,115	2,139
IRELAND												
IRLANDE												
A							37	415,373	20,743	37	415,373	20,743
D							37	415,373	224,838	37	415,373	224,838
ITALY												
ITALIE												
A	136	1,956,076	761,315	8	47,391	5,251	57	345,273	9,680	201	2,348,740	776,246
D	136	1,956,076	3,424,055	8	47,391	72,148	54	333,246	86,823	198	2,336,713	3,583,026
NETHERLANDS												
PAYS-BAS												
A	55	370,808	35,285	2	15,429	1,225	9	41,900	9,687	66	428,137	46,197
D	53	362,154	519,883	2	15,429	12,847	9	41,900	29,177	64	419,483	561,907
NORWAY												
NORVEGE												
A	564	5,031,966	1,788,345	73	352,370	187,420	610	6,024,000	523,817	1,247	11,408,336	2,499,582
D	565	5,026,974	7,341,495	73	352,370	125,457	608	6,003,155	4,317,201	1,246	11,382,499	11,784,153
PORTUGAL												
PORTUGAL												
A	9	51,570	71							9	51,570	71
D	9	51,570	41,723							9	51,570	41,723
SPAIN												
ESPAGNE												
A	97	906,731	54,824	1	3,883		1	11,454		99	922,068	54,824
D	95	904,330	1,392,087	1	3,883		1	11,454		97	919,667	1,392,087
SWEDEN												
SUEDE												
A	744	2,910,669	879,268	10	20,142	7,736	108	1,266,772	107,473	862	4,197,583	994,479
D	745	2,915,721	953,205	10	20,142	19,383	110	1,320,740	1,020,815	865	4,256,603	1,993,403
SWITZERLAND												
SUISSE												
A	9	70,004	4,251	1	9,367		9	55,197	2,398	19	134,568	6,649
D	10	79,371	34,272	1	9,367	13,811	10	76,445	36,069	21	165,183	84,152
BULGARIA												
BULGARIE												
A	1	18,923	40,424							1	18,923	40,424
D	1	18,923	40,424							1	18,923	40,424

TABLE 5. VESSELS ARRIVED AT AND DEPARTED FROM CANADIAN PORTS IN INTERNATIONAL SEABORNE SHIPPING, BY REGISTRY, IN 1976

TABLEAU 5. MOUVEMENTS INTERNATIONAUX DE NAVIRES A DESTINATION OU EN PROVENANCE DE PORTS CANADIENS, D'APRES LE REGISTRE, EN 1976


COUNTRY OF REGISTRY		PAYS D'IMMATRICULATION										
ATLANTIC / ATLANTIQUE			GREAT LAKES / GRANDS LACS			PACIFIC / PACIFIQUE			TOTAL / TOTAL			
NUMBER	NET TONS	CARGO TONS	NUMBER	NET TONS	CARGO TONS	NUMBER	NET TONS	CARGO TONS	NUMBER	NET TONS	CARGO TONS	
NOMBRE	TONNES	NET TONNES CAR.	NOMBRE	TONNES	NET TONNES CAR.	NOMBRE	TONNES	NET TONNES CAR.	NOMBRE	TONNES	NET TONNES CAR.	
CZECHOSLOVAKIA												
TCHÉCOSLOVAQUIE												
A	3	45,960							3	45,960		
D	3	45,960			41,981				3	45,960	41,981	
GERMANY EAST												
ALLEMAGNE, EST												
A	20	113,925							20	113,925		
D	20	113,925			215,587				20	113,925	215,587	
POLAND												
POLONNE												
A	47	346,486	12	39,783	6,119	9	116,482		68	502,751	314,439	
D	48	403,937	12	39,783	17,745	9	116,482	219,343	69	560,202	597,671	
ROMANIA												
ROUMANIE												
A	5	6,757							5	6,757		
D	5	6,757							5	6,757		
USSR												
URSS												
A	473	1,545,839	92	181,301	60,057	181	800,357	47,393	746	2,527,497	378,780	
D	476	1,553,839	92	181,301	80,890	181	800,357	694,594	749	2,535,497	2,215,577	
YUGOSLAVIA												
YOUgoslavIE												
A	143	1,003,088	46	249,389	64,671	73	346,310	21,008	262	1,598,787	226,325	
D	140	982,031	46	249,389	119,379	74	351,579	149,103	260	1,582,999	936,954	
CYPRUS												
CHYPRE												
A	49	194,549	1	7,248	12,610	7	39,594		57	241,391	58,875	
D	51	205,378	1	7,248		7	39,594	62,121	59	252,220	338,770	
IRAN												
IRAN												
A	1	5,099	1	5,099					2	10,198		
D	1	5,099	1	5,099	1,115				2	10,198	1,115	
ISRAEL												
ISRAEL												
A	39	461,701	1	2,364					40	464,065	54,166	
D	39	461,701	1	2,364	116				40	464,065	343,365	
KUWAIT												
KOWEIT												
A	9	623,075			1,534,396				9	623,075	1,534,396	
D	9	623,075			11,141				9	623,075	11,141	
SOMALIA												
SOMALIE												
A	12	39,747	1	3,307	8,262	16	134,458	935	29	177,512	57,721	
D	12	39,747	1	3,307		18	155,070	346,624	31	198,124	403,397	
TURKEY												
TURQUIE												
A	7	43,145				2	25,576		9	68,721		
D	6	40,579			11,275	2	25,576	61,584	8	66,155	72,859	
U.A.R. - EGYPT												
R.A.U. - EGYPTÉ												
A	2	6,694							2	6,694		
D	2	6,694			5,534				2	6,694	5,534	
GHANA												
GHANA												
A	6	15,590	1	2,704	441				7	18,294	1,602	
D	6	15,590	1	2,704	1,087				7	18,294	20,253	
SOUTH AFRICA												
AFRIQUE DU SUD												
A	1	5,006				2	20,157		3	25,163		
D	1	5,006			1,237	2	20,157	55,652	3	25,163	56,889	
ALGERIA												
ALGERIE												
A	5	65,540			127,491				5	65,540	127,491	
D	6	72,724			19,537				6	72,724	19,537	
LIBERIA												
LIBERIA												
A	776	12,151,776	67	531,627	197,330	508	4,634,903	915,406	1,351	17,318,306	12,560,186	
D	780	12,353,412	67	531,627	260,134	511	4,687,199	5,623,781	1,358	17,572,238	20,518,076	

TABLE 5. VESSELS ARRIVED AT AND DEPARTED FROM CANADIAN PORTS IN INTERNATIONAL SEABORNE SHIPPING, BY REGISTRY, IN 1976
 TABLEAU 5. MOUVEMENTS INTERNATIONAUX DE NAVIRES A DESTINATION DU EN PROVENANCE DE PORTS CANADIENS, D'APRES LE REGISTRE, EN 1976

COUNTRY OF REGISTRY				PAYS D'IMMATRICULATION								
ATLANTIC / ATLANTIQUE			GREAT LAKES / GRANDS LACS			PACIFIC / PACIFIQUE			TOTAL / TOTAL			
NUMBER	NET TONS	CARGO TONS	NUMBER	NET TONS	CARGO TONS	NUMBER	NET TONS	CARGO TONS	NUMBER	NET TONS	CARGO TONS	
NOMBRE	TONNES NET	TONNES CAR.	NOMBRE	TONNES NET	TONNES CAR.	NOMBRE	TONNES NET	TONNES CAR.	NOMBRE	TONNES NET	TONNES CAR.	
MOROCCO												
A	1	3,623							1	3,623		
D	1	3,623	3,155						1	3,623	3,155	
HONG KONG												
A						9	199,654		9	199,654		
D						9	199,654	513,743	9	199,654	513,743	
INDIA												
A	80	570,994	128,711	13	55,279	14,182	82	593,819	14,985	175	1,220,092	
D	79	523,149	338,677	13	55,279	2,043	83	600,545	693,156	175	1,178,973	
PAKISTAN												
A	15	62,181	3,731	3	13,665				18	75,846	3,731	
D	14	56,954	29,248	3	13,665	2,976			17	70,619	32,224	
SINGAPORE												
A	177	981,355	511,384	23	135,431	31,301	18	161,988	24,600	218	1,278,774	
D	177	981,355	831,573	23	135,478	134,799	18	161,988	76,648	218	1,278,821	
PEOPLE R CHINA												
A						38	413,347		38	413,347		
D						38	413,347	973,368	38	413,347	973,368	
INDONESIA												
A	15	82,729		5	26,168				20	108,897		
D	15	82,729	10,391	5	26,168	4,717			20	108,897	15,108	
JAPAN												
A	134	2,667,315	663,690	4	21,001	1,970	332	4,742,484	248,912	470	7,430,804	
D	134	2,667,319	4,614,903	4	21,001	14,178	336	4,821,165	8,453,082	474	7,509,465	
KOREA - SOUTH												
A	5	168,535	339,025				36	201,556	3,680	41	370,091	
D	5	168,535	7,594				36	197,325	271,671	41	365,860	
PHILIPPINES												
A	7	69,663		1	5,249		7	36,601	5,769	15	111,513	
D	7	69,663	83,205	1	5,249	918	7	36,601	52,963	15	111,513	
TAIWAN												
A	9	39,245	36,963				29	208,732	8,495	38	247,977	
D	9	39,245	27,556				30	215,211	234,094	39	254,456	
AUSTRALIA												
A	4	61,304	5,582				5	40,425	4,835	9	101,729	
D	4	61,304	14,668				5	40,425	22,014	9	101,729	
ARGENTINA												
A	32	160,610	5,801				19	104,458	991	51	265,068	
D	32	160,610	34,764				19	104,458	22,511	51	265,068	
BRAZIL												
A	118	654,984	123,420	26	97,877	9,043	2	10,778		146	763,639	
D	118	654,984	621,188	26	97,877	22,773	2	10,778	555	146	763,639	
CHILE												
A	16	94,756	16,455				4	22,414	1,706	20	117,170	
D	16	94,756	16,852				4	22,414	1,150	20	117,170	
COLOMBIA												
A	6	21,648	383				21	59,169	4,966	27	80,817	
D	6	21,648	7,366				21	59,169	15,022	27	80,817	
ECUADOR												
A	10	42,243	71,990							10	42,243	
D	10	42,243	11,613							10	42,243	

TABLE 5. VESSELS ARRIVED AT AND DEPARTED FROM CANADIAN PORTS IN INTERNATIONAL SEABORNE SHIPPING, BY REGISTRY, IN 1976
 TABLEAU 5. MOUVEMENTS INTERNATIONAUX DE NAVIRES A DESTINATION DU EN PROVENANCE DE PORTS CANADIENS, D'APRES LE REGISTRE, EN 1976

COUNTRY OF REGISTRY		PAYS D'IMMATRICULATION													
ATLANTIC / ATLANTIQUE				GREAT LAKES / GRANDS LACS				PACIFIC / PACIFIQUE				TOTAL / TOTAL			
NUMBER	NET TONS	CARGO TONS		NUMBER	NET TONS	CARGO TONS		NUMBER	NET TONS	CARGO TONS		NUMBER	NET TONS	CARGO TONS	
NOMBRE	TONNES NET	TONNES CAR.		NOMBRE	TONNES NET	TONNES CAR.		NOMBRE	TONNES NET	TONNES CAR.		NOMBRE	TONNES NET	TONNES CAR.	
PERU															
A	17	100,922	1,827					14	98,153	163		31	199,075	1,990	A
D	17	100,922	76,725					14	98,153	92,405		31	199,075	169,130	D
URUGUAY															
A	2	20,692	55,741									2	20,692	55,741	A
D	2	20,692	2,432									2	20,692	2,432	D
VENEZUELA															
A	5	38,171										5	38,171		A
D	5	38,171	15,399									5	38,171	15,399	D
BAHAMAS															
A	51	303,242	47,617	1	10,614	3,985						52	313,856	51,602	A
D	65	321,903	77,155	1	10,614							66	332,517	77,155	D
BERMUDA															
A	173	1,289,921	118,776					32	354,852	57,930		205	1,644,773	176,706	A
D	243	1,539,888	421,773					31	348,927	197,236		274	1,888,815	619,009	D
LEEW-WIND IS.															
A	9	5,083	349									9	5,083	349	A
D	10	5,942	6,356									10	5,942	6,356	D
CUBA															
A	42	122,550	33,554	1	5,359	8,900		3	13,746			46	141,655	42,454	A
D	43	123,689	90,956	1	5,359			3	13,746	31,972		47	142,794	122,928	D
GUATEMALA															
A	1	1,848										1	1,848		A
D	1	1,848	4,144									1	1,848	4,144	D
HONDURAS															
A	2	6,701										2	6,701		A
D	2	6,701	4,642									2	6,701	4,642	D
MEXICO															
A	30	124,088	2,425					3	31,706			33	155,794	2,425	A
D	30	124,088	41,529	1	1,720			3	31,706	74,032		34	157,514	115,561	D
NETH. ANTILLES															
A	35	226,864	12,079	6	21,204	1,020		6	138,790	642		47	386,858	13,741	A
D	36	227,097	244,566	6	21,204	31,182		5	125,089	199,200		47	373,390	474,948	D
PANAMA															
A	199	1,003,580	834,210	18	107,355	35,897		156	1,144,282	153,789		373	2,255,217	1,023,896	A
D	201	1,013,880	496,355	19	111,729	86,923		157	1,170,415	1,278,904		377	2,296,024	1,862,182	D
CANADA															
A	1,248	4,065,424	4,581,202	3,210	20,828,061	23,244,723		3,210	3,202,508	1,427,310		7,668	28,095,993	29,253,235	A
D	1,767	9,214,958	18,406,720	2,706	15,334,018	6,044,131		3,214	3,177,118	2,612,583		7,687	27,726,094	27,063,434	D
ST. PIERRE-MIQ.															
A	143	43,974	701									143	43,974	701	A
D	143	43,974	10,566									143	43,974	10,566	D
UNITED STATES															
A	293	908,128	566,548	1,356	1,774,732	420,372		1,694	2,907,714	265,397		3,343	5,590,574	1,252,317	A
D	292	907,117	1,271,382	1,355	1,767,821	2,920,506		1,687	2,903,557	857,989		3,334	5,578,495	5,049,877	D
GRAND TOTAL															
A	8,578	61,445,203	32,810,299	5,222	25,870,354	24,768,667		8,098	36,755,164	4,674,108		21,898	124,070,721	62,253,074	A
D	9,204	67,100,215	78,871,316	4,720	20,371,594	10,900,054		8,104	36,959,247	36,790,655		22,028	124,431,056	126,562,025	D



APPENDIX - A - APPENDICE

Number and Registered Net Tonnage of and Tons of Cargo Unloaded and Loaded by Vessels Arrived at and Departed from Canadian Ports in International Seaborne Shipping, 1925 - 1976

Entrées et départs, chargements, et déchargements de navires en commerce du transport maritime international et tonnage net de registre aux ports canadiens, 1925 - 1976

	Arrived - Entrées			Departed - Départs		
	Vessels - Navires		Cargo unloaded - Cargaisons déchargées	Vessels - Navires		Cargo loaded - Cargaisons chargées
	Number - Nombre	Registered net tons - Jauge nette au registre		Number - Nombre	Registered net tons - Jauge nette au registre	
Year ended March 31 - Année finissant le 31 mars:						
1925	66,848	38,086,484	4,410,225	67,431	39,852,567	11,446,037
1926	47,225	37,314,819	6,351,872	48,409	38,292,008	12,550,049
1927	51,258	38,086,377	5,856,591	51,549	39,244,282	13,416,550
1928	55,976	40,986,479	7,024,759	56,545	42,817,318	15,666,843
1929	59,851	46,451,909	7,155,130	61,332	47,283,318	18,044,626
1930	76,325	44,706,351	8,471,107	77,485	44,732,438	12,293,589
1931	61,400	45,834,452	7,814,115	61,686	45,077,424	10,841,436
1932	54,439	42,219,423	6,820,915	54,870	41,215,974	10,699,016
1933	49,329	37,758,443	6,570,607	40,107	38,514,032	11,802,594
1934	47,829	40,928,513	7,667,915	48,564	41,696,859	11,216,873
1935	48,362	43,285,141	9,099,787	48,658	43,149,678	11,205,726
1936	52,383	43,367,773	10,025,922	52,753	44,155,734	12,296,678
1937	56,972	46,709,186	11,142,357	57,895	47,877,560	25,791,269
1938	42,582	45,603,055	12,698,849	43,317	45,766,211	13,822,060
1939	43,601	44,775,116	10,422,537	45,513	47,052,371	17,267,794
1940	46,241	46,666,396	11,065,128	47,411	48,696,321	16,708,368
1941	25,122	32,579,900	26,966,260	26,582	34,889,700	19,280,390
Year ended December 31 - Année finissant le 31 décembre:						
1941	26,293	31,452,400	29,898,940	27,058	33,313,400	17,462,110
1942	24,066	25,640,763	27,106,229	25,121	27,812,332	13,624,322
1943	22,901	26,345,562	27,863,754	23,530	28,504,987	16,524,137
1944	23,786	28,356,681	27,656,003	24,892	30,853,811	18,955,983
1945	24,431	29,655,984	24,529,346	26,374	33,511,617	22,333,887
1946	26,461	30,367,071	26,440,236	28,004	34,144,608	19,272,394
1947	27,868	35,926,095	32,851,254	29,776	40,784,955	21,706,754
1948	31,138	39,443,055	36,844,187	33,511	44,329,334	20,440,955
1949 ¹	30,565	40,088,377	28,319,334	32,562	44,256,743	22,441,732
1950	31,420	42,816,949	36,961,181	33,503	47,340,150	21,227,930
1951	32,304	47,508,342	38,269,394	34,561	52,750,461	27,279,799
1952	33,783	52,156,098	38,756,060	33,908	53,023,949	32,564,915
1953	34,400	56,589,078	38,691,877	37,146	61,962,634	32,202,205
1954	34,079	54,767,687	32,274,166	36,227	59,578,143	30,730,355
1955	34,432	58,018,365	35,880,782	35,426	60,306,168	39,502,714
1956	35,315	63,105,100	40,554,312	37,273	67,415,232	49,373,132
1957	35,357	66,160,527	38,818,102	37,278	68,833,162	49,095,493
1958	30,710	57,738,034	31,133,694	32,145	60,077,872	40,298,882
1959	33,251	67,526,464	34,554,388	34,728	70,583,802	50,455,303
1960	33,397	74,805,070	39,094,315	34,776	77,675,892	50,554,086
1961	31,832	77,140,524	39,187,355	33,045	79,846,741	53,760,748
1962 ²	30,269	81,942,501	41,885,319	31,421	84,043,899	60,269,779
1963	29,169	87,385,238	46,208,223	29,847	88,203,823	68,377,888
1964	29,809	92,799,912	47,578,260	30,685	96,010,491	83,510,707
1965	28,792	98,128,231	53,644,740	29,734	101,325,918	82,145,421
1966	28,871	99,852,760	53,020,249	29,665	102,317,319	83,987,072
1967	27,025	97,488,757	50,234,931	27,696	99,952,942	80,025,191
1968	26,761	102,055,092	54,129,869	27,237	102,721,574	86,711,306
1969	25,082	98,632,758	57,040,831	25,479	98,758,177	77,637,819
1970	25,384	108,575,133	58,781,126	25,888	109,045,607	105,608,960
1971	24,970	114,252,881	60,857,110	25,269	114,308,154	105,697,016
1972	24,771	121,535,914	68,360,673	24,967	121,840,084	109,115,679
1973	23,436	121,466,828	72,708,223	23,655	122,999,331	123,937,304
1974	20,992	112,832,551	66,930,216	21,280	114,342,744	116,966,358
1975	20,225	115,591,697	70,301,035	20,297	115,762,581	112,925,698
1976	21,898	124,070,721	62,253,074	22,028	124,431,056	126,562,025

¹ Data for Newfoundland included from April 1, 1949. - Y compris les données pour Terre-Neuve à partir du 1^{er} avril 1949.

² Prior to 1962 fishing vessels are included. - Avant 1962 les bateaux de pêche inclus.

Note: Cargo data for years 1925 - 1940 exclude Canada - United States trade via the Great Lakes. - Nota: Les données de cargaison pour les années 1925 - 1940 exclus le commerce entre les États-Unis et le Canada dans les Grand Lacs.

APPENDIX – B – APPENDICE

List of Countries and Geographic Areas

Liste des pays et des régions

WESTERN EUROPE

Commonwealth countries

United Kingdom
Gibraltar
Malta and Gozo

Other countries

Austria
Belgium and Luxembourg
Denmark
Finland
France - Atlantic
France - Mediterranean
Germany, West
Greece
Iceland
Ireland
Italy
Netherlands
Norway
Portugal
Spain
Sweden
Switzerland

EUROPE OCCIDENTALE

Pays du Commonwealth

Royaume-Uni
Gibraltar
Malte et Gozzo

Autres pays

Autriche
Belgique et Luxembourg
Danemark
Finlande
France - Atlantique
France - Méditerranéenne
Allemagne, Ouest
Grèce
Islande
Irlande
Italie
Pays-Bas
Norvège
Portugal
Espagne
Suède
Suisse

EASTERN EUROPE

Albania
Bulgaria
Czechoslovakia
Germany, East
Hungary
Poland
Romania
U.S.S.R. – Europe
Yugoslavia

EUROPE ORIENTALE

Albanie
Bulgarie
Tchécoslovaquie
Allemagne, Est
Hongrie
Pologne
Roumanie
U.R.S.S. – Europe
Yougoslavie

MIDDLE EAST

Commonwealth countries

Yemen, P.D.R.
Bahrain
Cyprus
Qatar
Emirates, U.A.

Other countries

Ethiopia
Iran
Iraq
Israel
Jordan
Kuwait
Lebanon
Libya
Saudi Arabia
Somalia
Sudan
Turkey
U.A.R. – Egypt
Syria

MOYEN-ORIENT

Pays du Commonwealth

Yémen, R.D.P.
Bahreïn
Chypre
Qatar
Emirats, A.U.

Autres pays

Éthiopie
Iran
Irak
Israël
Jordanie
Koweït
Liban
Libye
Arabie Saoudite
Somalie
Soudan
Turquie
R.A.U. – Égypte
Syrie

List of Countries and Geographic Areas - Continued

OTHER AFRICA

Commonwealth and Preferential countries

Gambia, The
Ghana
Kenya
Malawi
Mauritius and Dependencies
Nigeria
Rhodesia
South Africa
Sierra Leone
Tanzania
Uganda
Zambia
British Africa, n.e.s.

Other countries

Algeria
Angola
Cameroon
Zaire
Benin
French Africa, n.e.s.
Gabon
Guinea
Ivory Coast
Liberia
Madagascar
Morocco
Mozambique
Portuguese Africa, n.e.s.
Senegal
Spanish Africa
Togo
Tunisia

OTHER ASIA

Commonwealth countries

Bangladesh
Sri Lanka (Ceylon)
Hong Kong
India
Malaysia
Pakistan
Singapore

Other countries

Afghanistan
Burma
Khmer Rep-Laos
People's Republic of China
Indonesia
Japan
North Korea
South Korea
Philippines
Portuguese Asia
Taiwan
Thailand
U.S.S.R. - Pacific
Socialist Republic of Viet-Nam

Liste des pays et des régions - suite

AUTRES PAYS d'AFRIQUE

Pays du Commonwealth et préférentiel

Gambie, La
Ghana
Kenya
Malawi
Maurice (île) et dépendances
Nigéria
Rhodésie
Afrique du Sud
Sierra Leone
Tanzanie
Ouganda
Zambie
Afrique du Commonwealth n.d.a.

Autres pays

Algérie
Angola
Cameroun
Zaire
Benin
Afrique française, n.d.a.
Gabon
Guinée
Côte-d'Ivoire
Libéria
Madagascar
Maroc
Mozambique
Afrique portugaise, n.d.a.
Sénégal
Afrique espagnole
Togo
Tunisie

AUTRES PAYS d'ASIE

Pays du Commonwealth

Bangladesh
Sri Lanka (Ceylan)
Hong-Kong
Inde
Malaisie
Pakistan
Singapour

Autres pays

Afghanistan
Birmanie
Khmer Rep-Laos
République populaire de Chine
Indonésie
Japon
Corée du Nord
Corée du Sud
Philippines
Asie portugaise
Taiwan
Thaïlande
U.R.S.S. (Pacifique)
République socialiste du Viêt-Nam

List of Countries and Geographic Areas – Continued**OCEANIA**

Commonwealth countries

Australia
Fiji
New Zealand
British Oceania, n.e.s.

Other countries

French Oceania
United States Oceania

SOUTH AMERICA

Commonwealth countries

Falkland Islands
Guyana

Other countries

Argentina
Bolivia
Brazil
Chile
Colombia
Ecuador
French Guiana
Paraguay
Peru
Surinam
Uruguay
Venezuela

CENTRAL AMERICA and ANTILLES

Commonwealth countries

Bahamas
Bermuda
Belize
Barbados
Jamaica
Leeward and Windward Islands
Trinidad and Tobago

Other countries

Costa Rica
Cuba
Dominican Republic
El Salvador
French West Indies
Guatemala
Haiti
Honduras
Mexico
Netherlands Antilles
Nicaragua
Panama
Puerto-Rico
United States Virgin Islands

Liste des pays et des régions – suite**OCÉANIE**

Pays du Commonwealth

Australie
Fidji
Nouvelle-Zélande
Océanie britannique n.d.a.

Autres pays

Océanie française
Océanie des États-Unis

AMÉRIQUE du SUD

Pays du Commonwealth

Îles Falkland
Guyane

Autres pays

Argentine
Bolivie
Brésil
Chili
Colombie
Équateur
Guyane française
Paraguay
Pérou
Surinam
Uruguay
Vénézuéla

AMÉRIQUE CENTRALE et ANTILLES

Pays du Commonwealth

Îles Bahamas
Bermudes
Belize
Barbade
Jamaïque
Îles sous-le-Vent et du Vent
Trinidad et Tobago

Autres pays

Costa-Rica
Cuba
République Dominicaine
Salvador
Antilles françaises
Guatemala
Haiti
Honduras
Mexique
Antilles néerlandaises
Nicaragua
Panama
Porto-Rico
Îles Vierges (État-Unis)

List of Countries and Geographic Areas — Continued

NORTH AMERICA

Canada
Greenland
St. Pierre and Miquelon

United States Ports

Hawaii

Ketchikan, Alaska
Skagway, Alaska
Other Alaska ports

Anacortes, Wash.
Bellingham, Wash.
Everett, Wash.
Friday Harbour, Wash.
Long Beach, Cal.
Los Angeles, Cal.
Port Angeles, Wash.
Portland, Oreg.
Port Townsend, Wash.
San Francisco, Cal.
Seattle, Wash.
Tacoma, Wash.
Other U.S. Pacific ports

Ashland, Wisc.
Allouez, Mich.
Duluth, Min.
Marquette, Mich.
Silver Bay, Min.
Superior, Wisc.
Taconite, Min.
Other U.S. Lake Superior ports

Bay City, Mich.
Calcite, Mich.
Drummond Island, Mich.
Saginaw, Mich.
Stoneport, Mich.
Other U.S. Lake Huron ports

Buffington Harbour, Ind.
Calumet Harbour, Ind.
Chicago, Ill.
Escanaba, Mich.
Gary, Ind.
Grand Haven, Mich.
Indiana Harbour, Ind. (incl. Whiting & East Chicago)
Ludington, Mich.
Milwaukee, Wisc.
Muskegon, Mich.
Other U.S. Lake Michigan ports

Detroit, Mich.
Trenton, Mich.
Other U.S. Lake St. Clair & St. Clair River ports

Ashtabula, Ohio
Buffalo, N.Y.
Cleveland, Ohio
Conneaut, Ohio
Erie, Pa.
Fairport, Ohio

Liste des pays et des régions — suite

AMÉRIQUE du NORD

Canada
Groënland
Saint-Pierre-et-Miquelon

Ports des États-Unis

Hawai

Ketchikan, Alaska
Skagway, Alaska
Autres ports d'Alaska

Anacortes, Wash.
Bellingham, Wash.
Everett, Wash.
Friday Harbour, Wash.
Long Beach, Cal.
Los Angeles, Cal.
Port Angeles, Wash.
Portland, Oreg.
Port Townsend, Wash.
San Francisco, Cal.
Seattle, Wash.
Tacoma, Wash.
Autres ports du Pacifique (É.-U.)

Ashland, Wisc.
Allouez, Mich.
Duluth, Min.
Marquette, Mich.
Silver Bay, Min.
Superior, Wisc.
Taconite, Min.
Autres ports du lac Supérieure (É.-U.)

Bay City, Mich.
Calcite, Mich.
Drummond Island, Mich.
Saginaw, Mich.
Stoneport, Mich.
Autres ports du lac Huron (É.-U.)

Buffington Harbour, Ind.
Calumet Harbour, Ind.
Chicago, Ill.
Escanaba, Mich.
Gary, Ind.
Grand Haven, Mich.
Indiana Harbour, Ind. (Whiting & East Chicago inclus)
Ludington, Mich.
Milwaukee, Wisc.
Muskegon, Mich.
Autres ports du lac Michigan (É.-U.)

Détroit, Mich.
Trenton, Mich.
Autres ports du lac St. Clair et de la rivière St. Clair

Ashtabula, Ohio
Buffalo, N.Y.
Cleveland, Ohio
Conneaut, Ohio
Érié, Pa.
Fairport, Ohio

List of Countries and Geographic Areas - Concluded

NORTH AMERICA - Concluded

United States Ports - Concluded

Huron, Ohio
 Lackawana, N.Y.
 Lorain, Ohio
 Marblehead, Ohio
 Sandusky, Ohio
 Toledo, Ohio
 Other U.S. Lake Erie ports

Oswego, N.Y.
 Rochester, N.Y.
 Sodus Point, N.Y.
 Other U.S. Lake Ontario ports

Ogdensburg, N.Y.
 New York Barge Canal ports
 Other U.S. St. Lawrence River ports

Baltimore, Md.
 Boston, Mass.
 Brunswick, Ga.
 Burlington, N.J.
 Burnside, La.
 Camden, N.J.
 Corpus Christi, Texas
 Edgewater, N.J.
 Houston, Texas
 Jacksonville, Fla.
 Mobile, Ala.
 Morrisville, Pa.
 New Haven, Conn.
 New Orleans, La.
 New York, N.Y.
 Newport News, Va.
 Norfolk, Va.
 Philadelphia, Pa.
 Port Newark, N.J.
 Portland, Maine
 Portsmouth, Va.
 Savannah, Ga.
 Tampa, Fla.
 Wilmington, Del.
 Other U.S. East Coast and Gulf ports
 Hudson River ports

Liste des pays et des régions - fin

AMÉRIQUE du NORD - fin

Ports des États-Unis - fin

Huron, Ohio
 Lackawana, N.Y.
 Lorain, Ohio
 Marblehead, Ohio
 Sandusky, Ohio
 Toledo, Ohio
 Autres ports du lac Érié (É.-U.)

Oswego, N.Y.
 Rochester, N.Y.
 Sodus Point, N.Y.
 Autres ports du lac Ontario (É.-U.)

Ogdensburg, N.Y.
 Ports de la voie maritime de New York
 Autres ports du St. Laurent (É.-U.)

Baltimore, Md.
 Boston, Mass.
 Brunswick, Ga.
 Burlington, N.J.
 Burnside, La.
 Camden, N.J.
 Corpus Christi, Texas
 Edgewater, N.J.
 Houston, Texas
 Jacksonville, Fla.
 Mobile, Ala.
 Morrisville, Pa.
 New Haven, Conn.
 New Orleans, La.
 New York, N.Y.
 Newport News, Va.
 Norfolk, Va.
 Philadelphia, Pa.
 Port Newark, N.J.
 Portland, Maine
 Portsmouth, Va.
 Savannah, Ga.
 Tampa, Fla.
 Wilmington, Del.
 Autres ports de la côte est et du Golfe (É.-U.)
 Ports de la rivière Hudson

APPENDIX - C - APPENDICE

List of Commodities

Marchandise

LIVE ANIMALS

Cattle
Live animals, n.e.s.

ANIMAUX VIVANTS

Bovins
Animaux vivants, n.d.a.

FOOD, FEED, BEVERAGES AND TOBACCO

Meat and Meat Preparations

Meat, fresh, chilled or frozen
Meat, cured
Meat and meat preparations, n.e.s.

Viandes et préparations de viande

Viandes fraîches, refroidies ou congelées
Viandes salées ou fumées
Viandes et préparations de viande, n.d.a.

Fish and Marine Animals

Fish, fresh, chilled or frozen
Fish, smoked, salted, dried or pickled
Fish, canned
Lobster
Shell fish, n.e.s.; meat of marine animals; and other fishery foods and feeds

Poisson et animaux marins

Poisson frais, refroidi ou congelé
Poisson fumé, salé, séché ou mariné
Poisson, en boîtes
Homard
Coquillages, n.d.a.; viande d'animaux marins; et autres aliments de poisson et aliments de poisson pour animaux

Dairy Produce, Eggs and Honey

Butter
Cheese
Milk powder
Dairy produce, n.e.s.; eggs and honey

Produits laitiers, oeufs et miel

Beurre
Fromage
Lait en poudre
Produits laitiers, n.d.a.; oeufs et miel

Grain, Flour, Meal and Cereal Preparations

Barley
Corn
Oats
Rye
Wheat
Cereals, unmilled, n.e.s.
Corn meal and flour
Corn starch
Malt and malt flour
Wheat flour
Cereals, milled, n.e.s.
Bakery products, incl. those frozen

Céréales, farine, et préparations de céréales

Orge
Maïs
Avoine
Seigle
Blé
Céréales, non moulues, n.d.a.
Semoule et farine de maïs
Fécule de maïs
Malt et farine de malt
Farine de blé
Céréales moulues, n.d.a.
Produits de boulangerie, y compris produits congelés
Pâtes alimentaires et produits céréaliers, substances farineuses et farine utilisées comme aliments

Macaroni and cereal products, and farinaceous substances and flour for use as food

Fruits and Fruit Preparations

Apples (incl. crab-apples)
Bananas and plantains
Fresh or chilled fruits and berries, n.e.s.
Frozen fruits and berries
Dried and dehydrated fruits
Fruit juices, unfermented, not concentrated, and fruit juice concentrates
Fruit pulp and purée (not canned)
Fruits, preserved, not canned, n.e.s.
Fruits and preparations, canned (exc. infant foods)

Fruits et préparations de fruits

Pommes (y compris pommettes)
Bananes et bananes des Antilles
Baies et fruits frais ou refroidis, n.d.a.
Baies et fruits congelés
Fruits séchés ou déshydratés
Jus de fruits, non fermentés, non concentrés et concentrés de jus de fruits
Pulpe et purée de fruits (non en boîtes)
Fruits, conservés, mais non en boîtes, n.d.a.
Fruits et préparations, en boîtes (sauf aliments pour bébés)

List of Commodities — Continued**FOOD, FEED, BEVERAGES AND TOBACCO —**

Concluded:

Nuts, Except Oil Nuts

Peanuts, roasted or otherwise prepared
Nuts, except oil nuts, n.e.s.

Vegetables and Vegetable Preparations

Potatoes
Vegetables, fresh or chilled, n.e.s.
Vegetables, frozen
Vegetables, dried
Vegetables and vegetable preparations, n.e.s.

Sugar and Sugar Preparations

Raw sugar
Sugar, n.e.s.
Molasses, crude
Molasses, refined
Syrup
Sugar preparations (incl. confectionery)

Cocoa, Coffee, Tea and Spices

Cocoa and chocolate
Coffee
Tea
Spices
Vinegar

Margarine, Shortening and Lard

Margarine and similar products
Shortening
Lard

Miscellaneous Foods, Food Materials and Food Preparations

Sausage skins or casings
Miscellaneous foods, food materials and food preparations, n.e.s.

Fodder and Feed, Except Unmilled Cereals

Hay, forage and straw
Hulls, screenings, chaff and scourings
Wheat bran, shorts and middlings
Ground cereals and by-products, n.e.s.
Cottonseed oil meal and cake
Soyabean oil meal and cake
Oil seed meals and cake, n.e.s.
Brewers' and distillers' grains and solubles
Feeds of vegetable origin, n.e.s.
Feeds of animal origin
Concentrated and complete feeds

Beverages

Non-alcoholic beverages
Ale, beer, stout and porter
Wines
Fermented alcoholic beverages, n.e.s.
Distilled alcoholic beverages

Tobacco

Cigarettes
Tobacco, n.e.s.

Marchandise — suite**ALIMENTS, ALIMENTS POUR ANIMAUX, BOISSONS ET TABACS — fin:****Noix, sauf noix oléagineuses**

Cacahuètes, grillées ou autrement préparées
Noix, sauf noix oléagineuses, n.d.a.

Légumes et préparations de légumes

Pommes de terre
Légumes, frais ou refroidis, n.d.a.
Légumes, congelés
Légumes, séchés
Légumes et préparations de légumes, n.d.a.

Sucre et préparations à base de sucre

Sucre brut
Sucre, n.d.a.
Mélasse, brute
Mélasse, raffinée
Sirop
Préparations à base de sucre (y compris confiserie)

Cacao, café, thé et épices

Cacao et chocolat
Café
Thé
Épices
Vinaigre

Margarine, shortening et saindoux

Margarine et produits semblables
Shortening
Saindoux

Aliments divers, matières nutritives et préparations alimentaires

Enveloppes et boyaux à saucisses
Aliments divers, matières nutritives et préparations alimentaires, n.d.a.

Fourrage et aliments pour animaux, sauf céréales non moulues

Foin, fourrages et paille
Écalures, criblures, rebuts et impuretés
Son, remoulage et issues de blé
Céréales moulues et sous-produits, n.d.a.
Tourteau et farine de graine de coton
Tourteau et farine de graine de soya
Tourteau de farine de graine oléagineuses, n.d.a.
Grains et solubles de brasserie et de distillerie
Aliments pour animaux d'origine végétale, n.d.a.
Aliments pour animaux d'origine animale
Aliments pour animaux concentrés et complets

Boissons

Boissons non alcooliques
Ale, bière, porter et stout
Vins
Boissons alcooliques fermentées, n.d.a.
Boissons alcooliques distillées

Tabacs

Cigarettes
Tabacs, n.d.a.

List of Commodities—Continued

Marchandise—suite

CRUDE MATERIALS, INEDIBLE

Crude Animal Products, Inedible (Except Fibres)

Raw hides and skins and undressed fur skins
Crude animal products, inedible (except fibres),
n.e.s.

Crude Vegetable Products, Inedible (Except Tobacco, Fibres and Wood)

Seeds for sowing, n.e.s.
Flaxseed
Mustard seed
Rapeseed
Soya beans
Oil seeds, oil nuts and oil kernels, n.e.s.
Nursery and greenhouse stock and related
materials
Rubber and allied gums, natural, and natural
gums and resins
Crude vegetable products, inedible (except to-
bacco, fibres and wood), n.e.s.

Crude Wood Materials

Logs
Bolts and round timber
Pulpwood
Crude wood materials, n.e.s.

Textile and Related Fibres (Including Waste)

Wool and fine animal hair suitable for spinning
Textile and related fibres (including waste),
n.e.s.

Metallic Ores, Concentrates, Scrap Metals and By-Products (Alternative Classification)

Alumina and bauxite ore
Copper ore and concentrates and matte and
precipitates
Iron ore, crude, and concentrates, calcined,
roasted or treated
Lead ore and concentrates
Manganese ore
Nickel-copper ore, nickel-copper matte or
speiss, and nickel concentrates
Titanium ore
Zinc ore and concentrates
Ores, concentrates and precipitates, n.e.s.
Iron and steel scrap
Non-ferrous and precious metal scrap
Slags, drosses and other by-products

Coal, Crude Petroleum and Related Crude Products

Coal, bituminous, sub-bituminous, and lignite
Coal, n.e.s.
Crude petroleum, petroleum tops and natural
gasoline
Natural gas and other crude bituminous sub-
stances

MATIÈRES BRUTES NON COMESTIBLES

Produits bruts d'origine animale, non comestibles (sauf fibres)

Peaux et cuirs bruts et pelleteries non apprêtées
Produits bruts d'origine animale, non comestibles
(sauf fibres), n.d.a.

Produits bruts d'origine végétale, non comestibles (sauf tabacs, fibres et bois)

Graines de semence, n.d.a.
Graine de lin
Graine de moutarde
Graine de colza
Fèves de soya
Graines, noix et amandes oléagineuses, n.d.a.
Produits de pépinière et de culture de serre et
matières connexes
Caoutchouc et gommés semblables, naturels et
gommés et résines naturelles
Produits bruts d'origine végétale, non comestibles
(sauf tabacs, fibres et bois), n.d.a.

Matières en bois brut

Billes
Billots et bois ronds
Bois à pâte
Matières en bois brut, n.d.a.

Textiles et fibres connexes (y compris déchets)

Laine et poil fin d'animal pouvant être filés
Textiles et fibres connexes (y compris déchets),
n.d.a.

Minerais de métaux, concentrés, déchets de métaux et sous-produits (1^{re} possibilité de classification)

Alumine et minerai de bauxite
Minerai, concentrés, matte et précipités de cuivre
Minerai de fer brut et concentrés calcinés, grillés
ou traités
Minerai et concentrés de plomb
Minerai de manganèse
Minerai de nickel et de cuivre, matte ou speiss de
nickel et de cuivre et concentrés de nickel
Minerai de titane
Minerai et concentrés de zinc
Minerais, concentrés et précipités, n.d.a.
Déchets de fer et d'acier
Déchets de métaux non ferreux et précieux
Scories, crasses et autres sous-produits

Charbon, pétrole brut et produits bruts connexes

Charbon bitumineux, sous-bitumineux et lignite
Charbon, n.d.a.
Pétrole brut, produits de tête et essence naturelle
Gaz naturel et autres substances bitumineuses
brutes

List of Commodities - Continued

CRUDE MATERIALS, INEDIBLE - Concluded:

Crude Non-metallic Minerals (Except Coal and Petroleum)

Asbestos, unmanufactured, crude and fibre
 Bentonite
 China clay
 Dolomite
 Clay and other crude refractory materials, n.e.s.
 Sand and gravel
 Limestone
 Crushed stone, incl. stone refuse (exc. limestone flux and crushed limestone)
 Stone, crude, n.e.s.
 Water and ice
 Barytes, natural
 Fluorspar
 Gypsum
 Phosphate rock
 Salt
 Sulphur in ores, crude and refined (exc. pharmaceutical grade)
 Crude non-metallic minerals (except coal and petroleum), n.e.s.

Waste and Scrap Materials, n.e.s.

Cotton and textile rags and waste
 Hogged fuel (wood)
 Waste and scrap materials, n.e.s.

FABRICATED MATERIALS, INEDIBLE

Leather

Leather
 Furs, dressed
 Rubber fabricated materials

Wood Fabricated Materials

Lumber and timber
 Flooring
 Railway ties
 Shingles and shakes
 Lath of wood
 Other sawmill products, n.e.s.
 Veneer, plywood and wood building boards
 Cooperage stock and box, crate and package
 hook
 Wood fabricated materials, n.e.s.

Pulp

Pulp

Paper and Paperboard

Newsprint paper
 Paper, n.e.s.
 Paperboard
 Building paper and building board (exc. wood, plastic and gypsum board)
 Wet machine board and converted paper

Textile Fabricated Materials

Cordage, twine and rope (exc. braided cords and threads)
 Jute broad woven fabrics
 Textile fabricated materials, n.e.s.

Marchandise - suite

MATIÈRES BRUTES NON COMESTIBLES - fin:

Minéraux bruts non métalliques (sauf charbon et pétrole)

Amiante, non fabriqué, brut et en fibres
 Bentonite
 Kaolin
 Dolomite
 Argile et autres matières réfractaires brutes, n.d.a.
 Sable et gravier
 Pierre à chaux
 Pierre concassée, y compris rebuts de pierre (non compris castine et pierre à chaux concassée)
 Pierre brute, n.d.a.
 Eau et glace
 Barytine, naturelle
 Fluorine
 Gypse
 Roche phosphatée
 Sel
 Soufre dans les minerais, brut ou raffiné (sauf qualité pharmaceutique)
 Minéraux bruts non métalliques (sauf charbon et pétrole), n.d.a.

Matières de rebut et déchets, n.d.a.

Chiffons et déchets de textile et de coton
 Bois débité en copeaux (combustible)
 Matières de rebut et de déchet, n.d.a.

MATIÈRES TRAVAILLÉES, NON COMESTIBLES

Cuir

Cuir
 Fourrures apprêtées
 Demi-produits en caoutchouc

Demi-produits en bois

Bois d'oeuvre et bois de construction
 Revêtements de parquetage
 Traverses de voie ferrée
 Bardeaux et bardeaux fendus
 Latte de bois
 Autres sciages, n.d.a.
 Placage, contreplaqué et planches de construction
 Demi-produits de tonnellerie et planchages à boîtes, cageots et emballages
 Demi-produits en bois, n.d.a.

Pâte

Pâte

Papier et carton

Papier journal
 Papier, n.d.a.
 Carton
 Plaques de construction, papier et carton (sauf planches en bois, en plastique ou en gypse)
 Carton en pâte pressé et papier transformé

Ouvrages en matières textiles

Cordage, ficelle et corde (sauf cordes tressées et fils)
 Tissus de jute larges
 Ouvrages en matières textiles, n.d.a.

List of Commodities - Continued

FABRICATED MATERIALS, INEDIBLE -

Continued:

Oils, Fats, Waxes, Extracts and Derivatives, Animal and Vegetable

Animal oils and fats (exc. marine)

Fish and marine animal oils

Soyabean oil

Vegetable oils and fats, exc. essential oils, n.e.s.

Oils, fats, waxes, extracts and derivatives, animal and vegetable, n.e.s.

Chemicals and Related Products

Sulphuric acid (incl. oleum)

Metallic salts and peroxy salts, of inorganic acids

Inorganic chemicals, n.e.s.

Glycol

Organic chemicals, n.e.s.

Explosives, fuses and caps

Potash

Fertilizers and fertilizer materials, n.e.s.

Agricultural chemicals, formulated (crop and seed treatments and herbicides); other insecticides and rodenticides; and adhesives

Synthetic rubber (incl. rubber compounds and reclaimed rubber)

Plastic materials, not shaped, and plastics basic shapes and forms

Dyestuffs (exc. dyeing extracts); pigments, lakes and toners (exc. those in chemicals); and paints and related products

Chemical specialties, industrial, n.e.s.

Petroleum and Coal Products

Gasoline

Fuel oil

Lubricating oils and greases

Coke of petroleum and coal

Asphalts and road oils

Coal tar and coal pitch

Petroleum and coal products, n.e.s.

Iron and Steel and Alloys

Ferro-alloys

Pig iron

Primary iron and steel, n.e.s.

Castings and forgings (exc. pipes and fittings)

Bars and rods, steel

Plate, sheet and strip, steel

Structural shapes and sheet piling

Rails and railway track material

Pipes and tubes, iron and steel (exc. fittings and finished electrical conduit and tubing)

Wire (incl. wire rope)

Non-Ferrous Metals

Aluminum (including alloys)

Copper and alloys

Lead and alloys

Nickel and alloys

Zinc and alloys

Non-ferrous metals, n.e.s.

Marchandise - suite

MATIÈRES TRAVAILLÉES, NON COMESTIBLES -

suite:

Huiles, matières grasses, cires, extraits et dérivés d'origine animale et végétale

Huiles et matières grasses d'origine animale (sauf marine)

Huiles de poissons et d'animaux marins

Huile de soya

Huiles et matières grasses végétales, sauf huiles essentielles, n.d.a.

Huiles, matières grasses, cires, extraits et dérivés d'origine animale et végétale, n.d.a.

Produits chimiques et produits connexes

Acide sulfurique (y compris oleum)

Sels métalliques et persels d'acides inorganiques

Produits chimiques inorganiques, n.d.a.

Glycol

Produits chimiques organiques, n.d.a.

Explosifs, mèches et amorces

Muriate de potassium (potasse)

Engrais et matières fertilisantes, n.d.a.

Produits chimiques agricoles, formulés (produits pour cultures et semences et herbicides); autres insecticides et rodenticides; et adhésifs

Caoutchouc synthétique (y compris composés de caoutchouc et caoutchouc régénéré)

Matières plastiques non façonnées et formes élémentaires de matières plastiques

Matières colorantes (sauf extraits colorants); pigments, laques et tonifiants (sauf ceux des produits chimiques); et peintures et produits connexes

Produits chimiques industriels, spéciaux, n.d.a.

Dérivés du pétrole et du charbon

Essence

Mazout

Graisses et huiles lubrifiantes

Coke de pétrole et de charbon

Asphalte et bitume liquide

Goudron et brai de houille

Dérivés du pétrole et du charbon, n.d.a.

Fer et acier et alliages

Ferro-alliages

Fonte brute

Acier et fer primaire, n.d.a.

Pièces moulées et forgées (sauf tuyaux et raccords)

Barres et tiges en acier

Tôle, feuilles et feuillets en acier

Profilés de construction et palplanches

Rails et matériaux de voie ferrée

Tuyaux et tubes en fer et en acier (sauf les raccords, les tubes et les conduits électriques finis)

Fil métallique (y compris cordage)

Métaux non ferreux

Aluminium (y compris alliages)

Cuivre et alliages

Plomb et alliages

Nickel et alliages

Zinc et alliages

Métaux non ferreux, n.d.a.

List of Commodities - Concluded**FABRICATED MATERIALS, INEDIBLE -
Concluded:****Metal Fabricated Basic Products**

Metal fabricated basic products

Non-metallic Mineral Basic ProductsBuilding brick, clay
Drain tiles, sewer pipes and fittings
Bricks, tiles (clay) and refractories, n.e.s.Glass basic products
Asbestos and asbestos-cement basic products
Cement
Cement and concrete basic products, n.e.s.
Lime
Non-metallic mineral basic products, n.e.s.**Miscellaneous Fabricated Materials**

Miscellaneous fabricated materials

END PRODUCTS, INEDIBLE**Machinery**Tractors
Machinery, n.e.s.**Transportation and Communication Equipment**Railway rolling stock
Passenger automobiles and chassis
Buses and chassis
Trucks, truck chassis and truck tractors, commercial
Motor vehicle engines, accessories, parts and assemblies
Road motor vehicles, n.e.s.
Ships and boats; aircraft; and miscellaneous vehicles (incl. parts and accessories)
Rubber tires and tubes**Equipment**

Equipment

Personal and Household Goods

Personal and household goods

MiscellaneousFirearms, weapons and ammunition
Containers and closures
Miscellaneous end products, inedible, n.e.s.
General cargo
Containerized freight**Marchandise - fin****MATIÈRES TRAVAILLÉES, NON COMESTIBLES -
fin:****Ouvrages de base en métal**

Ouvrages de base en métal

Produits minéraux non métalliques de baseBriques à bâtir en argile
Tuiles de drainage, tuyaux d'égout et raccords
Briques, tuiles (argile) et matières réfractaires, n.d.a.
Ouvrages de base en verre
Produits de base en amiante et en amiante-ciment
Ciment
Produits de base en ciment et en béton, n.d.a.
Chaux
Produits minéraux non métalliques de base, n.d.a.**Divers ouvrages**

Divers ouvrages

PRODUITS TERMINAUX NON COMESTIBLES**Machinerie**Tracteurs
Machinerie, n.d.a.**Matériel de transport et de communications**Matériel roulant de chemin de fer
Voitures particulières et châssis
Autobus et châssis
Camions, châssis de camion et tracteurs, commerciaux
Moteurs, accessoires, pièces et pièces assemblées pour véhicules automobiles
Véhicules automobiles pour routes, n.d.a.
Navires et bateaux; avions; et divers véhicules (y compris pièces et accessoires)
Pneus et chambres à air en caoutchouc**Matériel**

Matériel

Articles de soins personnels et articles ménagers

Articles de soins personnels et articles de ménage

DiversArmes à feu, armes et munitions
Conteneurs et fermetures
Divers produits terminaux non comestibles, n.d.a.
Marchandises diverses
Fret conteneurisé

Bulletins publiés par la
Division des transports et des communications
traitant du
TRANSPORT PAR EAU

Catalogue

Périodiques

54-002 Statistiques Maritimes, M., Bil.

Annuels

54-202 Transport maritime: Partie I, Transport maritime international (par pays), Bil.

~~54-203~~ Transport maritime: Partie II, Transport maritime international (par port), Bil.

~~54-204~~ Transport maritime: Partie III, Navigation nationale, Bil.

~~54-205~~ Transport par eau, Bil.


54-206 Transport maritime: Partie IV, Origine et destination pour certains ports, Bil.

54-207 Transport maritime: Partie V, Origine et destination de certaines marchandises, Bil.

M. — Mensuel

Bil. — Bilingue

Outre les publications ci-dessus énumérées, Statistique Canada publie une grande variété de rapports statistiques sur le Canada tant dans le domaine économique que social. On peut se procurer gratuitement un catalogue complet des publications courantes à Statistique Canada, Ottawa (Canada), K1A 0T6.



1010701494

Reports Published by the
Transportation and Communications Division
dealing with

WATER TRANSPORT

Catalogue

Periodical

54-002 Shipping Statistics, M., Bil.

Annual

54-202 Shipping Report: Part I, International Seaborne Shipping (by Country), Bil.

54-203 Shipping Report: Part II, International Seaborne Shipping (by Port), Bil.

54-204 Shipping Report: Part III, Coastwise Shipping, Bil.

54-205 Water Transportation, Bil.

54-206 Shipping Report: Part IV, Origin and Destination for Selected Ports, Bil.

54-207 Shipping Report: Part V, Origin and Destination for Selected Commodities, Bil.

M. — Monthly

Bil. — Bilingual

In addition to the selected publications listed above, Statistics Canada publishes a wide range of statistical reports on Canadian economic and social affairs. A comprehensive catalogue of all current publications is available free on request from Statistics Canada, Ottawa (Canada), K1A 0T6.