

37

DISCONTINUED WITH THIS  
ISSUE  
DISCONTINUÉ AVEC CE  
NUMÉRO

# Shipping report

# Transport maritime

Part I  
International seaborne shipping  
(by country)


Partie I  
Transport maritime international  
(par pays)

1977

1977

STATISTICS  
CANADA STATISTIQUE  
CANADA  
OCT 23 1977  
LIBRARY  
BANC THÉSAUR





STATISTICS CANADA — STATISTIQUE CANADA  
Transportation and Communications Division — Division des transports et des communications  
Water Transport Section — Section du transport par eau

## SHIPPING REPORT

### PART I

International Seaborne Shipping  
(by Country)

---

## TRANSPORT MARITIME

### PARTIE I

Transport maritime international  
(par pays)

1977

*Published by Authority of*  
The Minister of Industry, Trade and Commerce

---

*Publication autorisée par*  
le ministre de l'Industrie et du Commerce

October - 1978 - Octobre  
5-3510-518

Price—Prix: \$2.80

Statistics Canada should be credited when reproducing or quoting any part of this document  
Reproduction ou citation autorisées sous réserve d'indication de la source: Statistique Canada

Ottawa

#### NOTE

This and other government publications may be purchased from local authorized agents and other community bookstores or by mail order.

Mail orders should be sent to Publishing Centre, Supply and Services Canada, Ottawa, K1A 0S9 or, in the case of Statistics Canada publications only, to Publications Distribution, Statistics Canada, Ottawa, K1A 0T6.

Inquiries about this publication should be addressed to the Chief, Water Transport Section, Transportation and Communications Division, Statistics Canada, Ottawa, Ontario, K1A 0T6. (Telephone: 996-9274) or to a local office of the bureau's User Advisory Services Division:

St. John's (Nfld.) -- (T.-N.)	(726-0713)
Halifax	(426-5331)
Montréal	(283-5725)
Ottawa	(992-4734)

#### NOTA

On peut se procurer cette publication, ainsi que toutes les publications du gouvernement du Canada, auprès des agents autorisés locaux, dans les librairies ordinaires ou par la poste.

Les commandes par la poste devront parvenir à Imprimerie et édition, Approvisionnement et services Canada, Ottawa, K1A 0S9 ou, lorsqu'il s'agit uniquement de publications de Statistique Canada, à Distribution des publications, Statistique Canada, Ottawa, K1A 0T6.

Toutes demandes de renseignements sur la présente publication doivent être adressées au chef de la Section du transport par eau, Division des transports et des communications, Statistique Canada, Ottawa (Ontario), K1A 0T6. (Téléphone: 996-9274) ou à un bureau local de la Division de l'assistance-utilisateurs situé aux endroits suivants:

Toronto	(966-6586)
Winnipeg	(949-4020)
Regina	(569-5405)
Edmonton	(425-5052)
Vancouver	(666-3695)

## TABLE OF CONTENTS

	Page
Chart	
Cargoes Loaded for and Unloaded from Foreign Countries	iv
Introduction	v

### SECTION A International Seaborne Shipping (by Country) (Short Tons)

Alphabetic Listing of Countries and Summary of Tonnage Loaded and Unloaded	1
Table	
1 A. Commodities Loaded for Foreign Countries by Country of Destination, Registry of Vessel and Canadian Region	5
2 A. Commodities Unloaded from Foreign Countries by Country of Origin, Registry of Vessel and Canadian Region	107
3 A. Commodities Loaded for Foreign Countries by Canadian Region	163
4 A. Commodities Unloaded from Foreign Countries by Canadian Region	166
5 A. Tonnage of Cargoes, and Number and Registered Net Tonnage of Vessels, Arriving at and Departing from Canadian Ports in International Seaborne Shipping, by Registry and Canadian Region	169

### SECTION B International Seaborne Shipping (by Country) (Metric Tonnes)

Alphabetic Listing of Countries and Summary of Tonnage Loaded and Unloaded	175
Table	
1 B. Commodities Loaded for Foreign Countries by Country of Destination, Registry of Vessel and Canadian Region	179
2 B. Commodities Unloaded from Foreign Countries by Country of Origin, Registry of Vessel and Canadian Region	281
3 B. Commodities Loaded for Foreign Countries by Canadian Region	337
4 B. Commodities Unloaded from Foreign Countries by Canadian Region	340
5 B. Tonnage of Cargoes, and Number and Registered Net Tonnage of Vessels, Arriving at and Departing from Canadian Ports in International Seaborne Shipping, by Registry and Canadian Region	343
Appendix	
A. Tonnage of Cargoes, and Number and Registered Net Tonnage of Vessels, Arriving at and Departing from Canadian Ports in International Seaborne Shipping, 1925-1977	349
B. List of Countries and Geographic Areas	351
C. List of Commodities	357

## TABLE DES MATIÈRES

	Page
Graphique	
Cargaisons chargées à destination de ports étrangers et déchargées en provenance de ports étrangers	iv
Introduction	v

### SECTION A Transport maritime international (par pays) (Tonnes courtes)

Liste alphabétique des pays et sommaire des chargements et déchargements en tonnes	3
Tableau	
1 A. Marchandises chargées à destination de pays étrangers selon le pays de destination l'immatriculation du navire et la région du Canada	5
2 A. Marchandises déchargées en provenance de pays étrangers selon le pays d'origine, l'immatriculation du navire et la région du Canada	107
3 A. Marchandises chargées à destination de pays étrangers selon la région du Canada	163
4 A. Marchandises déchargées en provenance de pays étrangers selon la région du Canada	166
5 A. Tonnage des marchandises, et nombre et jauge nette enregistrée des navires, à destination et en provenance des ports canadiens au titre du transport international, selon l'immatriculation et la région du Canada	169

### SECTION B Transport maritime international (par pays) (Tonnes métriques)

Liste alphabétique des pays et sommaire des chargements et déchargements en tonnes	177
Tableau	
1 B. Marchandises chargées à destination de pays étrangers selon le pays de destination l'immatriculation du navire et la région du Canada	179
2 B. Marchandises déchargées en provenance de pays étrangers selon le pays d'origine, l'immatriculation du navire et la région du Canada	281
3 B. Marchandises chargées à destination de pays étrangers selon la région du Canada	337
4 B. Marchandises déchargées en provenance de pays étrangers selon la région du Canada	340
5 B. Tonnage des marchandises, et nombre et jauge nette enregistrée des navires, à destination et en provenance des ports canadiens au titre du transport international, selon l'immatriculation et la région du Canada	343
Appendice	
A. Tonnage des marchandises, et nombre et jauge nette enregistrée des navires, à destination et en provenance des ports canadiens au titre du transport international, 1925-1977	349
B. Liste des pays et des régions	351
C. Marchandises	357



Chart — 1

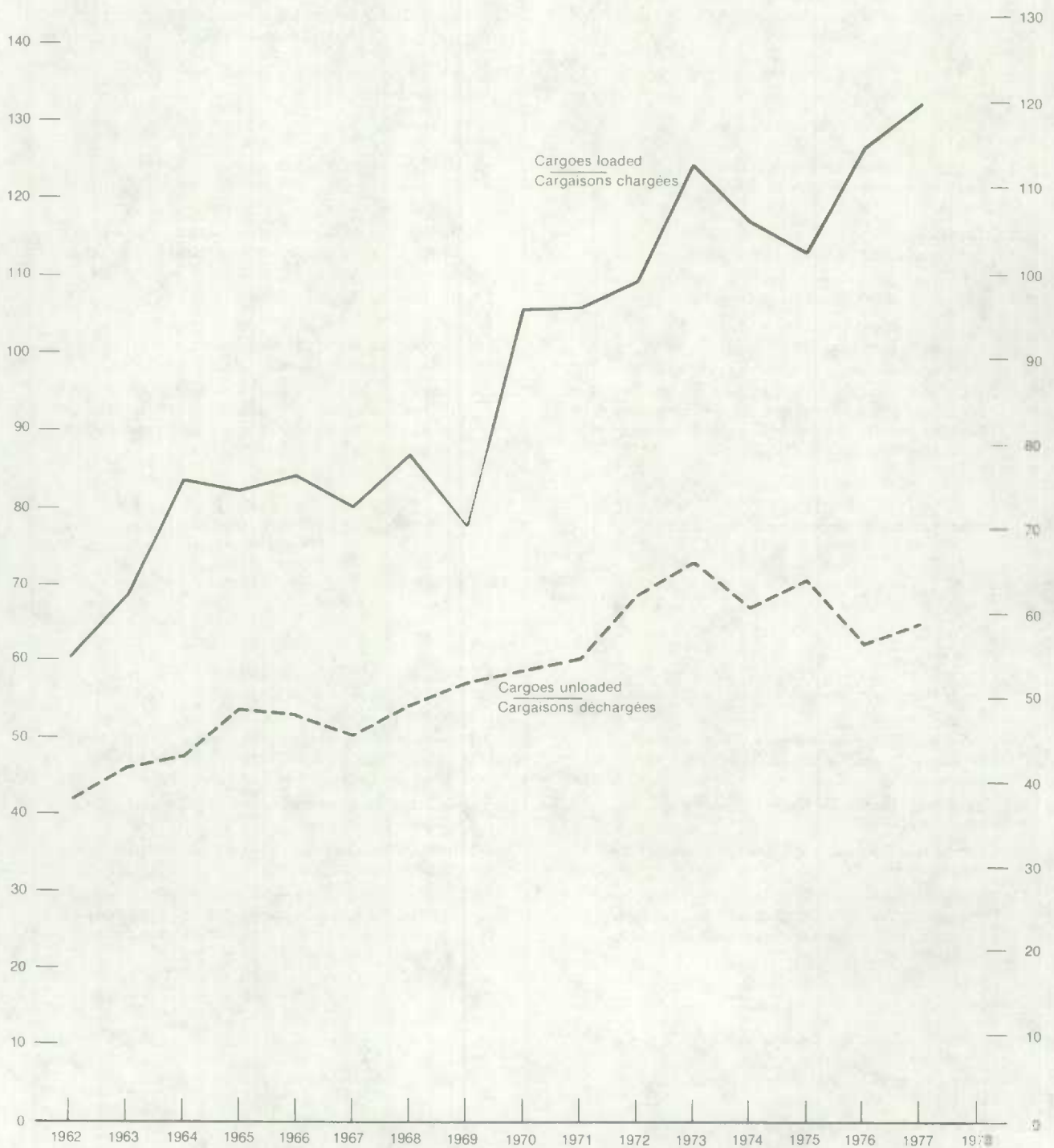
Graphique — 1

**Cargoes Loaded for and Unloaded from Foreign Countries, 1962-1977**

**Cargaisons chargées à destination de ports étrangers et déchargées en provenance de ports étrangers, 1962-1977**

'000,000  
Short tons  
Tonnes courtes

'000,000  
Metric tonnes  
Tonnes métriques



## INTRODUCTION

The S.1 System of data collection obtains origin and destination commodity statistics for vessel traffic at Canadian ports.

Data collected from the S.1 Shipping Report include vessel particulars such as: name of vessel, country of registry, net and gross registered tonnage and cargo particulars such as: commodity description, tonnage and port where cargoes were loaded or unloaded. These variables constitute the data base for the shipping statistics compiled by the Transportation and Communications Division of Statistics Canada. Preliminary figures are published on a monthly basis *Shipping Statistics* (Catalogue 54-002), while final figures are published in tabular form in the following five-part annual *Shipping Report*:

### Part

- I. *International Seaborne Shipping (by Country)* (Catalogue 54-202)
- II. *International Seaborne Shipping (by Port)* (Catalogue 54-203)
- III. *Coastwise Shipping* (Catalogue 54-204)
- IV. *Origin and Destination for Selected Ports* (Catalogue 54-206)
- V. *Origin and Destination for Selected Commodities* (Catalogue 54-207).

Data are also made available on an occasional basis in the Service Bulletin *Water Transport* (Catalogue 54-003). Additional tabulations are available on request by contacting the Chief, Water Transport Section, Transportation and Communications Division, Statistics Canada, Ottawa, K1A 0T6.

### Background to the Survey

The Shipping Report began in 1938 when the responsibility for publishing basic shipping information on vessel traffic and bulk commodity loadings and unloadings at Canadian ports was transferred from the Customs Division of the Department of National Revenue to the Dominion Bureau of Statistics (now Statistics Canada). There were five commodity group classifications: agricultural products, animal products, mine products, forest products and manufactures and miscellaneous products. At that time coverage of the vessel traffic was confined to the 10 ports under Harbour Commission control.

The S.1 Shipping Report was designed and implemented in 1940. Data were collected and compiled from this report for nine commodity classes: general, coal, grain, iron and steel, lumber and timber, oil (including gasoline), ores and stone, wood pulp and miscellaneous.

Le système S.1 de collecte, recueille des statistiques sur l'origine et la destination des marchandises transportées par les navires aux ports canadiens.

Les données recueillies à l'aide du Rapport sur la navigation (formule S.1) fournissent des renseignements sur les navires tels que le nom du navire, le pays d'immatriculation et la jauge nette et brute au registre, de même que des renseignements portant sur le genre de marchandises, le nombre de tonnes et le port de chargement ou de déchargement de la cargaison. Ces variables constituent la base des statistiques sur la navigation compilée par la Division des transports et des communications de Statistique Canada. Des chiffres préliminaires sortent chaque mois, *Statistiques maritimes* (n° 54-002 au catalogue) et les chiffres définitifs paraissent sous forme de tableaux dans les cinq bulletins *Transport maritime*:

### Partie

- I. *Transport maritime international (par pays)* (n° 54-202 au catalogue)
- II. *Transport maritime international (par port)* (n° 54-203 au catalogue)
- III. *Navigation nationale* (n° 54-204 au catalogue)
- IV. *Origine et destination pour certains ports* (n° 54-206 au catalogue)
- V. *Origine et destination de certaines marchandises* (n° 54-207 au catalogue).

Les données sont également publiées dans un bulletin de service hors série intitulé *Transport par eau* (n° 54-003 au catalogue). D'autres totalisations peuvent être obtenues en s'adressant au Chef de la Section du transport par eau, Division des transports et des communications, Statistique Canada, Ottawa, K1A 0T6.

### Historique de l'enquête

Le Rapport sur la navigation a été lancé en 1938 au moment où le Bureau fédéral de la statistique (maintenant Statistique Canada) déchargeait la Division des douanes (ministère du Revenu national) de la publication des renseignements de base sur la navigation et le chargement et déchargement des marchandises en vrac aux ports canadiens. Il y avait alors cinq groupes de marchandises: les produits agricoles, les produits d'origine animale, les produits miniers, les produits forestiers et les produits ouverts et divers. Le champ de l'enquête se limitait au trafic des navires dans les 10 ports contrôlés par la Commission des ports.

Le Rapport sur la navigation (formule S.1) a été conçu et appliqué en 1940. Les données étaient recueillies et compilées à partir de ce rapport pour neuf groupes de marchandises: marchandises générales, charbon, céréales, fer et acier, bois de construction et bois en grumes, pétrole (y compris l'essence), minerais et pierre, pâte de bois et produits divers.



In the ensuing years, the scope of the survey was expanded to include origin and destination statistics and some breakdown of the cargo carried. The vessel traffic included has been expanded to all the major ports of Canada.

The collection of statistics on containerized freight was introduced in 1971. This provides data on the tonnage of cargo moved as containerized freight in international trade, as well as statistics on the movement of containers by size, type and trade route to and from the six major container ports, i.e., Halifax, Saint John, Québec, Montréal, Toronto and Vancouver.

### Survey Objectives

The survey provides basic shipping data used by federal and provincial departments, shipping firms, consultants, interested associations and companies concerned with trade, industry and transport, in order to:

1. identify the pattern of commodity movements by registry of vessels;
2. measure the volume of domestic and international cargoes handled at Canadian ports by origin and destination;
3. assist in transportation studies; and
4. support the presentation of briefs, submissions and inquiries to regulatory authorities and/or commissions.

### Survey Universe

An S.1 Shipping Report should be completed for each vessel entering or leaving a Canadian port in domestic or international shipping. Exemptions from this filing requirement are movements of the following vessels:

1. cargo vessels under 15 net registered tons;
2. tugs or other vessels under 15 gross registered tons;
3. Canadian naval or fishing vessels.

### Survey Methodology

#### The Report

The Shipping Report is a differentiated system of collection reports. Supplementary reports were designed to accommodate special reporting situations. The reports used are as follows:

Par la suite, l'enquête a été étendue à l'origine et à la destination, de même que la ventilation de certains types de marchandises transportées. Le trafic des navires a été pris en compte à tous les grands ports du Canada.

La collecte des statistiques sur les marchandises conteneurisées a été introduite en 1971. On obtient ainsi des données sur le nombre de tonnes de marchandises transportées par conteneur en commerce international, de même que des chiffres sur le mouvement des conteneurs selon la taille, le genre et l'itinéraire commercial emprunté en provenance et à destination des six principaux ports pour conteneurs, c.-à-d., Halifax, Saint John, Québec, Montréal, Toronto et Vancouver.

### Objectifs de l'enquête

L'enquête fournit des données essentielles sur la navigation qui sont utilisées par les ministères fédéraux et provinciaux, des entreprises maritimes, des experts-conseil, des associations et des sociétés, de même que par des établissements d'enseignement et de recherche, intéressés au commerce, à l'industrie et au transport, afin de:

1. établir un schéma du mouvement des marchandises selon l'immatriculation des navires;
2. mesurer le volume des cargaisons nationales et internationales manutentionnées dans les ports canadiens, selon l'origine et la destination;
3. aider aux études sur le transport; et
4. appuyer la présentation de mémoires, comptes rendus et requêtes adressés aux autorités et (ou) aux commissions investies d'un pouvoir de réglementation.

### Univers de l'enquête

Un Rapport sur la navigation (formule S.1) doit être rempli pour chaque navire qui entre dans un port canadien ou qui en sort, qu'il s'agisse de navigation nationale ou internationale. Les mouvements des navires suivants n'ont pas à être consignés:

1. les cargos d'une jauge nette au registre inférieure à 15 tonnes;
2. les remorqueurs ou autres navires d'une jauge brute au registre inférieure à 15 tonnes brutes;
3. les bateaux de pêche et navires de la marine canadienne.

### Méthodes de l'enquête

#### La déclaration

Le Rapport sur la navigation fait partie d'un ensemble de formules distinctes servant à la collecte des données. Des formules supplémentaires sont prévues pour les cas particuliers. Les formules utilisées sont les suivantes:

1. The **S.1 Shipping Report** is the principal form used for data collection.
2. The **S.2 Shipping Report** accommodates shipping companies which at the time of loading or discharge cannot conveniently provide a breakdown of cargo. In this case, an S.1 Shipping Report is submitted with the notation "S.2 Shipping Report to follow" and an S.2 Shipping Report is filed within 10 days of the departure of the vessel.
3. The **S.3 Shipping Report** is used for vessels making numerous trips per month to the same ports.
4. The **S.1a Shipping Report (Containers)** collects data particulars on international containerized freight movements at the following major container ports: Halifax, Saint John, Québec, Montréal, Toronto and Vancouver. Containerized traffic in domestic trade is compiled as "general cargo". For fully cellular vessels, the S.1a replaces the S.1. For vessels carrying both containerized and non-containerized cargo, the S.1a is filed for the containerized portion and an S.1 for the non-containerized portion.

#### The Collection Phase

Agents or operators of cargo vessels of 15 net registered tons or over and tugs or other vessels of 15 gross registered tons or over, arriving at or departing from a port in Canada must complete an S.1 Shipping Report in duplicate and file them with the Collector of Customs at the time of vessel departure. When vessels call at non-customs ports, the S.1 Shipping Reports covering these calls are taken or mailed to the nearest Collector of Customs. The original copies of shipping reports are then mailed daily to Statistics Canada, Ottawa by the customs officials of Revenue Canada.

#### The Processing Phase

Upon receipt in the Water Transport Section of the Transportation and Communications Division, the documents are manually sorted and edited for consistency and reliability of reported data. Selected fields are then coded to facilitate data processing.

The coding and editing procedures involve the assignment of numeric codes to all ports and commodities, a check for consistency of information in comparison to previous trends and port activities, the use of refe-

1. La **formule S.1** est la principale formule utilisée pour la collecte des données.
2. La **formule S.2** est destinée aux sociétés de navigation qui, lors du chargement ou du déchargement, ne peuvent fournir facilement une ventilation de la cargaison. Dans ce cas, une formule S.1 est envoyée avec la mention "formule S.2 suivra"; celle-ci est remplie dans les 10 jours qui suivent le départ du navire.
3. La **formule S.3** est utilisée pour les navires effectuant de nombreux voyages chaque mois aux mêmes ports.
4. La **formule S.1a (transport maritime par conteneur)** recueille des détails sur les mouvements internationaux des marchandises conteneurisées aux grands ports pour conteneurs suivants: Halifax, Saint John, Québec, Montréal, Toronto et Vancouver. Les marchandises conteneurisées transportées à l'intérieur du Canada sont regroupées sous "cargaison générale". Dans le cas des navires entièrement cellulaires, la formule S.1a remplace la formule S.1. Pour les navires transportant une partie de leur cargaison en conteneurs, on remplit la formule S.1a pour les marchandises conteneurisées et la formule S.1 pour les marchandises non conteneurisées.

#### La collecte des données

Les agents et exploitants de navires à marchandises d'une jauge nette de 15 tonnes ou plus au registre et les remorqueurs ou autres bateaux jaugeant 15 tonnes brutes ou plus au registre qui arrivent à un port canadien ou qui le quittent doivent remplir un Rapport sur la navigation (formule S.1) en double exemplaire et le remettre au receveur de la douane lors du départ du navire. Lorsqu'un navire fait escale à un port non douanier, la formule doit être remise ou postée au plus proche receveur de la douane. Chaque jour, les douaniers de Revenu Canada envoient par la poste l'original des rapports à Statistique Canada à Ottawa.

#### Le dépouillement

Dès réception des documents à la Section du transport par eau de la Division des transports et des communications, des commis le trient et les vérifient afin d'assurer l'uniformité et la fiabilité des données déclarées. Certaines parties du questionnaire sont alors codées afin de faciliter le dépouillement des données.

Le codage et le contrôle comprennent l'attribution de codes numériques à tous les ports et à toutes les marchandises, une vérification de l'uniformité des renseignements sur les tendances et activités du port déclarées anté-



rence materials for missing or questionable data and the follow-up of questionable reports by telephone. In this case, either the shipping companies or customs offices involved are contacted.

Preliminary data are presented in the monthly publication *Shipping Statistics* (Catalogue 54-002).

#### Reliability and Limitations of the Data

While every effort has been made to remove methodology and clerical errors the statistics contained in this report should be used with due allowance for their limitations. Although the data are thought to be representative of the true shipping activity, the figures are known to understate the total shipping activity as well as distort specific commodity figures. Generally, the factors contributing to these problems can be grouped into the following broad categories. For other related limitations refer to the section on survey concepts.

#### Incomplete Coverage

1. Shipping reports are not collected for all vessel arrivals and departures at Canadian ports. It is estimated that 10% to 20% of all shipping reports are missing principally due to the poor response of particular carriers.
2. At present, data are not collected for carriers operating on the Mackenzie River system and smaller inland lakes. Shipping activities in these areas represent only a very small portion of the total shipping activity.

#### Distortion in the Data

1. Technological and other changes can distort year-to-year comparisons. The introduction of containerization causes an apparent drop in shipments of some commodities as the contents of containers are not reported.
2. Some respondents consider the term "general cargo" to be synonymous with "miscellaneous"; consequently, general cargo figures tend to be inflated and data for individual commodities may be somewhat lower than actual.
3. Commodity designations tend to reflect rate and tariff classifications; where these differ in structure from the Standard Commodity Classification based commodity groupings, a judgement decision is made, either by the respondent or the editor and some distortions of the data may result. In addition, some reported commodity information and related tonnage represent aggregated summaries of the cargo detail and is therefore difficult to code to the proper commodity group.

riurement, l'utilisation de documents de référence lorsqu'il manque des chiffres ou que les données sont douteuses et le suivi téléphonique dans le cas de rapports peu fiables. On communique alors avec la société de navigation ou le bureau de douane en cause.

Les données préliminaires sont totalisées et présentées dans la publication mensuelle *Statistique maritimes* (n° 54-002 au catalogue).

#### Fiabilité et limites des données

Même si l'on a tenté par tous les moyens possibles d'enlever les erreurs de méthodologie et de codage, les statistiques présentent certaines limites lors de leur utilisation. En effet, les chiffres sont censés représenter l'activité réelle aux ports, mais on sait qu'ils la sous-estiment en plus de fausser certaines données concernant les marchandises. D'une manière générale, les causes de ces problèmes peuvent être regroupées selon les catégories ci-dessous. La rubrique portant sur les concepts de l'enquête explique les autres limites.

#### Champ d'observation incomplet

1. Les rapports sur la navigation ne sont pas recueillis pour toutes les arrivées et départs de navires dans les ports canadiens. On estime qu'il manque de 10 % à 20 % des rapports, principalement à cause de la piètre collaboration de certains transporteurs.
2. À l'heure actuelle, on ne recueille pas de données sur les transporteurs utilisant le réseau du fleuve Mackenzie et les petits lacs intérieurs. La navigation dans ces secteurs ne représente qu'une très faible partie de la navigation totale.

#### Distorsion des données

1. Les modifications techniques ou autres peuvent fausser les comparaisons annuelles. La conteneurisation a entraîné une chute apparente des livraisons de certaines marchandises du fait que le contenu n'est pas indiqué.
2. Certains enquêtés pensent que "cargaison générale" est synonyme de "divers"; par conséquent, les chiffres relatifs aux cargaisons générales tendent à être gonflés et les données concernant chaque marchandise, quelque peu sous-estimées.
3. Les appellations de marchandises tendent à s'inspirer des nomenclatures douanières; lorsqu'elles diffèrent des groupes de la Classification type des produits, l'enquêté ou le vérificateur doit prendre une décision, et ainsi pourrait possiblement fausser les données. En outre, certains chiffres de marchandises et de tonnage représentent un groupement agrégat de quelques marchandises, rendant ainsi difficile leur codage à la classe de produits appropriée.

4. The use of conversion factors may cause distortions as some units are not readily convertible to other units without knowledge of the more technical aspects of the commodity in question (e.g., specific gravity for liquid commodities).

### Improving the Reliability of Data

An Interdepartmental Committee on Shipping Statistics was formed in August 1973, under the chairmanship of the Director of the Transportation and Communications Division of Statistics Canada to establish policy guidelines for a new Water Transport Statistical System. This committee recommended that international water transport statistics be collected by means of existing customs documentation. An analysis of the customs documentation as a replacement for the international portion of the S.1 Shipping Report demonstrated that the coverage problem would be substantially alleviated. Steps have been taken to build the base for this improvement. However, it will be necessary to continue collecting and releasing information based on the S.1 form for several years, until alternatives based on statistical outputs of existing customs documentation have been tested, funded, implemented and validated.

### Survey Concepts

The following characteristics define the survey concepts.

#### Vessel Concepts

The term "international shipping" is used for vessels classed as being in foreign service, that is:

1. the vessel arrives from or departs for a foreign port;
2. cargo is loaded for or unloaded from a foreign port;
3. the registry of the vessel is other than Canadian (even though the vessel may have sailed between two Canadian ports).

A vessel is classed as being in "domestic shipping" if:

1. it is of Canadian registry, sails between two Canadian ports and loads or unloads no foreign freight; or
2. it is of foreign registry, but is granted a waiver by the Canadian Transport Commission to engage in coasting service.

Vessels entering a port at the end of a year and clearing it the following January are counted as an arrival and a departure for the year in which each of the movements occurred. In addition, the entry of a vessel

4. L'utilisation des facteurs de conversion peut entraîner des distorsions parce qu'il n'est pas facile de convertir certaines unités sans connaître les caractéristiques techniques des marchandises en cause (par ex., la densité des liquides).

### Rehaussement de la fiabilité des données

Un comité interministériel des statistiques de la navigation a été formé en août 1973, sous la présidence du directeur de la Division des transports et des communications de Statistique Canada, afin d'établir les lignes directrices d'un nouveau système statistique du transport par eau. Ce comité a recommandé que les statistiques sur le transport maritime international soient recueillies à l'aide des formules de douane actuelles. Une analyse de ces formules comme moyen de remplacement de la partie internationale de la formule S.1 du rapport sur la navigation a montré que le problème du champ d'observation serait en grande partie solutionné. On a d'ailleurs entrepris des démarches à cette fin. Toutefois, il faudra continuer à recueillir et à publier pendant plusieurs années encore les renseignements à l'aide de la formule S.1 tant que nous n'aurons pas adopté une solution définitive basée sur les rapports de douane actuels.

### Concepts de l'enquête

Les caractéristiques qui suivent définissent les concepts de l'enquête.

#### Concepts relatifs aux navires

On utilise l'expression "transport international" pour désigner les navires classés dans le service international, c.-à-d. que:

1. le navire arrive d'un port étranger ou part à destination d'un port étranger;
2. les marchandises sont chargées à bord d'un navire à destination d'un port étranger ou déchargées d'un navire en provenance d'un port étranger;
3. le navire n'est pas immatriculé au Canada (même s'il a navigué entre deux ports canadiens).

Appartiennent à la catégorie "transport intérieur":

1. les navires immatriculés au Canada qui naviguent entre deux ports canadiens sans embarquer ni débarquer de fret étranger; ou
2. les navires battant pavillon étranger qui détiennent un permis de cabotage délivré par la Commission canadienne des transports.

Les navires qui entrent dans un port à la fin de l'année et qui n'en sortent qu'en janvier de l'année suivante sont comptés comme une entrée ou une sortie pour l'année au cours de laquelle le mouvement s'est produit. De plus,



into a port can be classified as an international service, whereas the departure can be classified as domestic; the reverse situation also applies.

Only data relating to those vessels which are engaged in port-to-port transportation of goods for compensation have been included; all intraport movements have been excluded.

A vessel is considered arriving or departing "in ballast" if cargo is neither loaded or unloaded at a port.

Operating data are collected for vessels calling at coastal and Great Lakes ports. Waters such as Lake Winnipeg and the Mackenzie River are not included in the survey.

The term "gross registered tonnage" of a vessel refers to the capacity in cubic feet of the spaces within the hull and of the enclosed spaces above the deck divided by 100.

The term "net registered tonnage" of a vessel refers to the gross registered tonnage less the space used for the accommodation of the personnel, propelling machinery and fuel.

#### **Cargo Concepts**

Domestic cargoes which are loaded in one navigational season but not discharged until the following season are recorded in the following years annual report. This is particularly important in the movements of grains.

The term "general cargo" refers only to commodities which were not specifically identified on the shipping reports; it is not intended to indicate any distinction between bulk and other commodities.

The term "bulk cargo" refers to commodities that are loose or in mass, generally being shovelled, pumped, blown, scooped or forked in their handling. Included in this definition are all grains, cement, coke, petroleum, liquids carried in tanks, ores and minerals, pig iron, scrap iron and steel, pulpwood poles and logs, raw sugar and pulpwood.

All volume data are presented in short tons (2,000 pounds) and metric tonnes (1 000 Kilograms).

Some ports frequently engage in "lightering"; in cases where the cargo is loaded or unloaded in the harbour rather than at a dock or wharf, the tonnage is included with the port totals.

L'arrivée ou le départ d'un navire peut aussi bien ressortir à la navigation internationale qu'au cabotage, ou vice versa.

Seules les données qui se rapportent aux navires effectuant le transport d'un port à l'autre, de marchandises payants, sont indiquées ici; on n'a pas tenu compte des mouvements dont le lieu de départ et d'arrivée est le même port.

Un navire est considéré comme entrant ou sortant "sur lest" si des marchandises ne sont ni embarquées ni débarquées à un port.

Les données d'exploitation sont recueillies pour les navires faisant escale aux ports côtiers et à ceux des Grands Lacs. Certaines eaux comme le lac Winnipeg et le fleuve Mackenzie n'entrent pas dans le champ de l'enquête.

La "jauge brute au registre" d'un navire est égale à la capacité en pieds cubes de l'espace à l'intérieur de la coque et de l'espace fermé au-dessus du pont, divisée par 100.

La "jauge nette au registre" d'un navire correspond au nombre de tonnes brutes au registre, moins les quartiers de l'équipage, la salle des machines et les réservoirs de mazout.

#### **Concepts relatifs aux marchandises**

Les marchandises de cabotage chargées pendant une saison de navigation, mais non déchargées avant la saison suivante, sont prises en compte dans le rapport annuel de l'année suivante. Ce point est très important lorsqu'on étudie le commerce des céréales.

L'expression cargaison générale se rapporte uniquement aux marchandises non précisées dans le rapport sur le transport maritime; elle ne sert pas à faire une distinction entre les marchandises en vrac et les autres marchandises.

L'expression "marchandises en vrac" désigne des marchandises non arrivées ou pêle-mêle, habituellement pelletées, pompées, soufflées, puisées ou fourchées. Se trouvent dans cette catégorie toutes les céréales, le ciment, le coke, le pétrole, les liquides en citerne, les minerais et minéraux, la fonte en gueuses, la ferraille et les déchets d'acier, le bois à pâte, les billes, le sucre brut et la pâte de bois.

Toutes les quantités sont exprimées en tonnes courtes (2,000 livres) et en tonnes métriques (1 000 kilogrammes).

Dans certains ports, les marchandises sont fréquemment embarquées ou débarquées "par allège" plutôt qu'à un dock ou un quai. Le tonnage est alors compris dans le tonnage total du port.

Transshipments of cargoes, which are cargoes coming into a Canadian port en route to a port in a foreign country by water, are reflected in port totals. Therefore, for international trade, the published loadings and unloadings do not represent the exports and imports at a particular port.

The terms "origin" and "destination" refer only to the ports of loading and unloading and not necessarily to the ultimate (perhaps inland) terminal points.

### **PART I – International Seaborne Shipping (by Country)**

This annual publication presents data on the movement of commodities in international shipping at Canadian ports by country of origin or destination, type of commodity, registry of vessel and Canadian geographic region.

At the time of tabulation, data for countries are grouped into the order of the following geographic areas with Commonwealth Nations listed first within each area: Western Europe, Eastern Europe, Middle East, Other Africa, Other Asia, Oceania, South America, Central America and North America. The full country nomenclature for each geographic area is given in Appendix B.

Appendix C consists of a commodity list, based on the *Standard Commodity Classification Manual* published by Statistics Canada. This commodity list identifies the 217 potential categories of goods into which cargo types are grouped. Non-specific categories of goods such as general cargo and containerized freight are included in this list. Reference to this appendix will enable users to obtain a more complete description of those commodities which have been necessarily abbreviated in the tables.

The registry of vessels transporting Canada's foreign trade includes the United Kingdom, Denmark, West Germany, Greece, Italy, the Netherlands, Norway, Sweden, Liberia, Japan, Panama, the United States and Canada; other registries handling smaller volumes of cargo are grouped under "other".

Canadian ports have been grouped into three regions:

1. Atlantic, Arctic waters, northern Manitoba, northern Ontario, northern Quebec and the Lower St. Lawrence River ports (Montréal and below);
2. Great Lakes and Upper St. Lawrence River ports (above Montréal);
3. Pacific ports.

Les totaux portuaires comprennent les marchandises transbordées par eau, c.-à-d. les marchandises qui arrivent à un port canadien et qui sont destinées à un port étranger. Par conséquent, pour le commerce international, les données publiées ne représentent pas les exportations ni les importations parce qu'elles comprennent les marchandises transbordées.

Les termes "origine" et "destination" ne concernent que les ports de chargement et de déchargement et pas nécessairement le point de déchargement final (qui peut être à l'intérieur des terres).

### **PARTIE I – Transport maritime international (par pays)**

Cette publication annuelle renferme des statistiques sur le trafic des marchandises à l'échelle internationale dans les ports canadiens par pays d'origine ou de destination, genre de marchandises, immatriculation du navire et région canadienne.

Aux fins des totalisations, les données de chaque pays sont groupées par région, en commençant par les pays du Commonwealth. Ces régions sont les pays d'Europe occidentale, d'Europe orientale, du Moyen-Orient, les autres pays d'Afrique et d'Asie et enfin ceux d'Océanie, d'Amérique du Sud, d'Amérique centrale et d'Amérique du Nord. La nomenclature complète des pays de chaque région géographique figure à l'appendice B.

L'appendice C constitue une liste de marchandises fondée sur la *Classification type des produits* publiée par Statistique Canada. Cette liste groupe les 217 catégories possibles qui s'appliquent aux marchandises de cargaison. Les catégories de produits non décrites ailleurs, comme les marchandises diverses et les marchandises transportées par conteneur figurent dans cette liste. Le lecteur trouvera dans cet appendice une description plus complète des marchandises, qu'il a nécessairement fallu abrégé dans les tableaux.

Les pays d'immatriculation des navires transportant des marchandises entre le Canada et les pays étrangers sont le Royaume-Uni, le Danemark, l'Allemagne de l'Ouest, la Grèce, l'Italie, les Pays-Bas, la Norvège, la Suède, Libéria, le Japon, Panama, Les États-Unis et le Canada; les autres pays d'importance relativement moindre du point de vue du volume sont désignés par "autre".

Les ports canadiens sont groupés en trois régions:

1. les ports de l'Atlantique, ceux de l'Arctique, les ports du nord du Manitoba, du nord de l'Ontario, du nord du Québec et du bas Saint-Laurent (le port de Montréal et ceux qui sont situés en aval de celui-ci);
2. les ports des Grands Lacs et du haut Saint-Laurent (en amont de Montréal);
3. les ports du Pacifique.



## STATISTICAL HIGHLIGHTS

Cargo transported in international shipping to and from Canadian ports totalled 196,929,094 tons (178 652 269 metric tonnes - t) in 1977, representing a 4.3% increase over the 1976 figure. The number and registered net tonnage of vessels entering and departing from Canadian ports increased to 46,830 and 264,413,866 tons respectively, which was a 6.6% and 6.4% rise from last year. The following commodity tonnages; wheat 18,870,299 tons (17 118 855 t), alumina and bauxite ores 4,107,760 tons (3 726 500 t), bituminous coal 27,838,831 tons (25 254 973 t), gypsum 5,464,566 tons (4 957 372 t), lumber and timber 5,646,689 tons (5 122 578 t), fuel oil 4,639,759 tons (4 209 143 t), and containerized freight 6,667,427 tons (6 048 588 t) were the major factors contributing to the overall rise in total international traffic.

### Loading

A total of 23,456 vessels with a registered net tonnage of 132,147,120 departed from Canadian ports in 1977, carrying 132,023,109 tons (119 770 049 t) of cargo. The countries that received the largest portions of these cargoes were: United States 50,870,008 tons (46 148 543 t), Japan 22,867,856 tons (20 745 384 t), United Kingdom 9,375,077 tons (8 504 935 t) and the Netherlands 8,636,286 tons (7 834 723 t). Although a substantial portion of our total tonnage loaded was shipped to these countries, only the United States recorded an increase (7.4%) in trade from the previous year. The remaining three countries, Japan, United Kingdom and the Netherlands showed respective decreases of 3.1%, 2.9% and 8.0%. The major commodities responsible for the decline in shipments to these countries were wheat and iron ore.

Some of the countries that showed increases in tonnages received from Canada and the commodities that contributed to these increases were Algeria 1,091,616 tons (990 304 t) with barley totalling 66,234 tons (60 087 t), wheat 775,167 tons (703 222 t), and lumber and timber 95,535 tons (86 667 t); Peoples Republic of China 3,924,000 tons (3 559 794 t) with wheat totalling 3,418,952 tons (3 101 622 t) and sulphur 242,186 tons (219 708 t); Philippines 861,762 tons (781 785 t) with iron ore amounting to 579,672 tons (525 870 t); Yugoslavia 578,068 tons (524 416 t) with wheat totalling 241,024 tons (218 652 t) and iron ore 277,957 tons (252 158 t).

The major commodities loaded at Canadian ports in international shipping were: iron ore 48,754,803 tons (44 229 617 t), wheat 17,915,198 tons

## POINTS SAILLANTS

Le volume de marchandises au titre du transport international à destination et en provenance des ports canadiens a atteint 196,929,094 tonnes (178 652 269 tonnes métriques - t) en 1977, ce qui représente une augmentation de 4.3 % par rapport à 1976. Le nombre et la jauge nette des navires assurant le trafic international dans les ports canadiens a monté pour s'établir respectivement à 46,830 et 264,413,866 tonnes. Ces chiffres représentent une hausse de 6.6 % et de 6.4 % par rapport à l'an dernier. Les principales marchandises à la base de cette hausse du trafic international sont le blé, 18,870,299 tonnes (17 118 855 t), l'alumine et les minerais de bauxite, 4,107,760 tonnes (3 726 500 t), le charbon bitumineux, 27,838,831 tonnes (25 254 973 t), le gypse, 5,464,566 tonnes (4 957 372 t), le bois de construction et le bois en grumes, 5,646,689 tonnes (5 122 578 t), le mazout, 4,639,759 tonnes (4 209 143 t), et le fret conteneurisé, 6,667,427 tonnes (6 048 588 t).

### Chargements

Les 23,456 navires, d'une jauge nette totale de 132,147,120 tonnes, qui ont quitté les ports canadiens ont transporté dans leurs cales 132,023,109 tonnes (119 770 049 t) de marchandises. Les pays qui ont reçu la plus grande partie de ces marchandises sont, par ordre d'importance, les États-Unis avec 50,870,008 tonnes (46 148 543 t), le Japon avec 22,867,856 tonnes (20 745 384 t), le Royaume-Uni avec 9,375,077 tonnes (8 504 935 t) et les Pays-Bas avec 8,636,286 tonnes (7 834 723 t). Bien que ces pays aient reçu une partie importante de ces marchandises, seuls les États-Unis ont enregistré une augmentation (7.4 %) par rapport à l'année précédente. Les trois autres pays, le Japon, le Royaume-Uni et les Pays-Bas, ont indiqué des diminutions respectives de 3.1 %, 2.9 % et 8.0 %, attribuables principalement à une baisse des expéditions de blé et de minerais de fer.

Quelques pays qui ont enregistré une augmentation du nombre de tonnes reçues en provenance du Canada, et les marchandises contribuant à cette hausse sont: l'Algérie, 1,091,616 tonnes (990 304 t) se composant de 66,234 tonnes (60 087 t) d'orge, de 775,167 tonnes (703 222 t) de blé, et de 95,535 tonnes (86 667 t) de bois de construction et de bois en grumes; la République populaire de Chine, 3,924,000 tonnes (3 559 794 t), le blé et le soufre se fixant aux montants respectifs de 3,418,952 tonnes (3 101 622 t) et de 242,186 tonnes (219 708 t); les Philippines, 861,762 tonnes (781 785 t) composé en partie de 579,672 tonnes (525 870 t) de minerai de fer; la Yougoslavie, 578,068 tonnes (524 416 t) constitué en partie de 241,024 tonnes (218 652 t) de blé et de 277,957 tonnes (252 158 t) de minerai de fer.

Le volume des principales marchandises chargées aux ports canadiens au titre du transport international s'établit de la façon suivante: minerai de fer, 48,754,803

(16 252 401 t), bituminous coal 10,970,613 tons (9 952 375 t), lumber and timber 5,577,507 tons (5 059 818 t) and gypsum 5,446,466 tons (4 940 953 t); representing 67.2% of the total cargo loaded in international shipping.

### Unloading

A total of 23,374 vessels with a total registered net tonnage of 132,266,746 tons were reported as arrivals. The cargoes unloaded from these vessels totalled 64,905,985 tons (58 882 220 t). Some of the countries that reported increased tonnage of shipments to Canadian ports were: Columbia 74,145 tons (67 263 t), Guinea 1,545,171 tons (1 401 756 t), Jamaica 254,482 tons (230 865 t), Kuwait 214,844 tons (194 903 t), Netherland Antilles 1,003,094 tons (909 993 t), Saudi Arabia 5,482,000 tons (4 973 188 t), Sierra Leone 367,382 tons (333 284 t), Trinidad-Tobago 1,683,233 tons (1 527 008 t) and Venezuela 6,753,195 tons (6 126 400 t). The main commodities which showed increases in tonnages unloaded at Canadian ports were: bituminous coal 16,868,218 tons (15 302 598 t), alumina and bauxite ores 4,084,093 tons (3 705 030 t) and containerized freight 3,133,052 tons (2 842 228 t).

Canadian registered vessels recorded 15,868 vessel arrivals and departures in international shipping during 1977, representing 33.9% of the total reported international traffic at Canadian ports. These Canadian registered vessels loaded 27,382,596 tons (24 841 108 t) and unloaded 28,905,198 tons (26 222 372 t) of cargo to and from foreign ports which represented 44.5% and 20.7% of the total cargo received and shipped at Canadian ports in international shipping.

Vessel movements of foreign registry were also significant. The United States had 7,456 Liberia 2,802, United Kingdom 2,417, Sweden 2,232, Norway 2,278 and Greece 2,173. These movements totalled 9,688 vessel arrivals and had a total registered net tonnage of 61,089,915 tons. The 24,478,446 tons (22 206 639 t) of cargo which these vessels carried represented 37.7% of the total tonnage of cargo unloaded in Canada in 1977. The number of vessel departures for these registries amounted to 9,670 which represented a total net registered tonnage of 60,928,046 tons. The 59,782,727 tons (54 234 216 t) of cargo which were carried by these vessels represented 45.3% of the total tonnage loaded at Canadian ports in international shipping.

tonnes (44 229 617 t), blé, 17,915,198 tonnes (16 252 401 t), charbon bitumineux, 10,970,613 tonnes (9 952 375 t), bois de construction et bois en grumes, 5,577,507 tonnes (5 059 818 t) et gypse, 5,446,466 tonnes (4 940 953 t). Ces cinq marchandises ont représenté de 67.2 % du volume total de marchandises chargées au titre du transport international.


### Déchargements

Au total, 23,374 navires arrivant de ports étrangers et présentant une jauge nette totale de 132,266,746 tonnes ont déchargé 64,905,985 tonnes (58 882 220 t) de marchandises aux ports canadiens en 1977. Quelques pays qui ont enregistré une augmentation de leurs expéditions aux ports canadiens sont les suivants: Colombie, 74,145 tonnes (67 263 t), Guinée, 1,545,171 tonnes (1 401 756 t), Jamaïque, 254,482 tonnes (230 865 t), Koweït, 214,844 tonnes (194 903 t), Antilles néerlandaises, 1,003,094 tonnes (909 993 t), Arabie Saoudite, 5,482,000 tonnes (4 973 188 t), Sierra Leone, 367,382 tonnes (333 284 t), Trinidad-Tobago, 1,683,233 tonnes (1 527 008 t) et Vénézuéla, 6,753,195 tonnes (6 126 400 t). Les principales marchandises pour lesquelles on a observé une hausse dans les déchargements aux ports canadiens étaient les suivantes: charbon bitumineux, 16,868,218 tonnes (15 302 598 t), alumine et minerais de bauxite, 4,084,093 tonnes (3 705 030 t) et fret conteneurisé, 3,133,052 tonnes (2 842 228 t).

Les navires immatriculés au Canada ont fait l'objet de 15,868 arrivées et départs au titre du transport international en 1977, ce qui représente 33.9 % de tout le trafic international aux ports canadiens. Ces navires d'immatriculation canadienne ont chargés et déchargés des volumes respectifs de 27,382,596 tonnes (24 841 108 t) et de 28,905,198 tonnes (26 222 372 t) de marchandises à destination et en provenance des ports étrangers, ce qui représente 44.5 % et 20.7 % du total des marchandises reçu et embarqués aux ports canadiens au titre du transport international.

On a également observé des mouvements importants de navires battant pavillons étrangers: États-Unis 7,456, Libérie 2,802, Royaume-Uni 2,417, Suède 2,232, Norvège 2,278 et Grèce 2,173. Au total, ces mouvements ont représenté 9,688 arrivées de navires pour une jauge nette totale de 61,089,915 tonnes. Les 24,478,446 tonnes (22 206 639 t) de marchandises transportées par ces navires ont figuré pour 37.7 % de tout le volume déchargé au Canada en 1977. Le nombre de départs de navires s'est chiffré à 9,670. La jauge nette totale de ces derniers a représenté 60,928,046 tonnes et ils ont transporté 59,782,727 tonnes (54 234 216 t) de marchandises, soit 45.3 % de tout le volume de marchandises chargées aux ports canadiens au titre du trafic international.





## SECTION A

## ALPHABETIC LISTING OF COUNTRIES AND SUMMARY OF TONNAGE LOADED AND UNLOADED FOR 1977

## SHORT TONS - TONNES COURTES

COUNTRY	LOADED AT CANADIAN PORTS		UNLOADED AT CANADIAN PORTS		TOTAL
	TONNAGE	SEE PAGE	TONNAGE	SEE PAGE	
ALGERIA.....	1,091,616	42	319,696	131	1,411,312
ANGOLA.....	7,910	43	-	-	7,910
ARGENTINA.....	211,816	68	11,374	150	223,190
AUSTRALIA.....	1,081,052	63	1,237,689	147	2,318,741
BAHAMAS.....	-	-	72,708	155	72,708
BAHRAIN.....	505	28	-	-	505
BANGLADESH.....	346,150	66	16,503	150	362,653
BARBADOS.....	23,728	83	8,750	156	32,478
BELGIUM-LUXEMB.....	3,133,865	8	799,143	109	3,933,008
BELIZE.....	2,156	82	914	156	3,070
BENIN.....	9,642	44	-	-	9,642
BERMUDA.....	15,295	80	340	156	15,635
BR. OCEANIA NES.....	18	66	-	-	18
BRAZIL.....	1,925,784	69	679,287	151	2,605,071
BULGARIA.....	3,497	26	-	-	3,497
CAMERCON.....	594	43	46	131	1,040
CHILE.....	166,090	71	7,241	153	173,331
COLOMBIA.....	177,274	72	74,145	154	251,419
COSTA RICA.....	17,306	91	587	157	17,893
CUBA.....	779,665	92	127,092	157	906,757
CYPRUS.....	31,379	28	-	-	31,379
DENMARK.....	289,425	10	4,018	112	293,443
DOMINICAN REP.....	23,469	93	20,487	158	43,956
ECUADOR.....	42,539	74	58,607	154	101,146
EGYPTIAN A.R.....	756,042	34	344,518	128	1,100,560
EL SALVADOR.....	21,644	94	761	158	22,445
EMIRATES U.A.....	8,182	28	-	-	8,182
ETHIOPIA.....	24,395	29	-	-	24,395
FIJI.....	773	65	1,481	149	2,254
FINLAND.....	8,584	11	41,697	112	50,281
FR. AFRICA NES.....	665	44	88,509	132	89,174
FR. OCEANIA.....	17,103	66	-	-	17,103
FR. WEST INDIES.....	1,223	94	-	-	1,223
FRANCE.....	2,045,785	11	261,309	112	2,307,094
GABON.....	123	44	135,404	132	135,527
GERMANY, THE.....	38	35	-	-	38
GERMANY EAST.....	74,834	26	-	-	74,834
GERMANY WEST.....	2,878,902	13	408,649	114	3,287,551
GHANA.....	219,309	35	1,575	128	220,884
GREECE.....	103,365	16	233,309	117	336,674
GREENLAND.....	2,241	100	12,100	159	14,341
GUATEMALA.....	40,564	94	1,491	158	42,055
GUINEA.....	96	44	1,545,171	132	1,545,267
GUYANA.....	8,742	67	68,653	150	77,395
HAITI.....	87,937	95	250	158	88,187
HONDURAS.....	14,363	96	-	-	14,363
HONG KONG.....	112,061	49	61,790	134	173,851
ICELAND.....	2,291	17	10	118	2,301
INDIA.....	680,103	50	66,885	136	746,988
INDONESIA.....	166,381	55	19,645	140	186,026
IRAN.....	269,953	29	4,201,805	127	4,471,758
IRAQ.....	435,409	30	4,062	127	439,471
IRELAND.....	85,654	17	11,647	118	97,301
ISRAEL.....	151,531	30	35,207	127	186,738
ITALY.....	5,361,436	17	268,184	118	5,629,620
IVORY COAST.....	17,765	44	6,691	132	24,456
JAMAICA.....	71,327	85	254,482	156	325,809
JAPAN.....	22,867,856	56	1,030,408	140	23,898,264
JORDAN.....	3,128	31	-	-	3,128
KENYA.....	9,046	35	9,241	128	18,287
KOREA - SOUTH.....	865,960	59	83,822	144	949,782
KUWAIT.....	23,994	31	214,844	127	238,838
LEBANON.....	97,171	32	-	-	97,171
LEEWIND IS.....	28,544	87	550	156	29,094
LIBERIA.....	3,182	45	236,906	132	240,088
LIBYA.....	25,488	32	-	-	25,488
MADAGASCAR.....	551	46	-	-	551
MALAYSIA.....	63,968	51	63,182	137	127,150
MALTA AND GOZC.....	14,263	7	299	109	14,562
MAURITIUS-DEP.....	40	36	32,955	129	32,995
MEXICO.....	383,061	97	388,224	158	771,285
MOROCCO.....	408,362	46	38,558	132	446,920
MOZAMBIQUE.....	191,015	47	68,433	133	259,448
NETH. ANTILLES.....	701	98	1,003,094	158	1,003,795
NETHERLANDS.....	8,636,286	19	294,696	120	8,930,982
NEW ZEALAND.....	308,982	65	80,143	149	389,125
NICARAGUA.....	14,269	98	1,347	159	15,616
NIGERIA.....	133,788	37	-	-	133,788
NORWAY.....	273,226	22	14,349	122	287,575
PAKISTAN.....	180,597	52	16,314	138	196,911
PANAMA.....	18,397	99	3,288	159	21,685

ALPHABETIC LISTING OF COUNTRIES AND SUMMARY OF TONNAGE LOADED AND UNLOADED FOR 1977

SHORT TONS - TONNES COURTES

COUNTRY	LOADED AT CANADIAN PORTS		UNLOADED AT CANADIAN PORTS		TOTAL
	TONNAGE	SEE PAGE	TONNAGE	SEE PAGE	
PEOPLE R CHINA.....	3,924,000	54	2,509	140	3,926,509
PERU.....	125,895	75	22,701	155	148,596
PHILIPPINES.....	861,762	60	64,686	145	926,448
POLAND.....	1,218,160	26	149,989	126	1,368,149
PORT. AF. NES.....	3,415	47	-	-	3,415
PORTUGAL.....	252,650	23	11,895	122	264,545
PUERTO RICO.....	130,968	100	2,182	159	133,150
QATAR.....	103	28	-	-	103
ROMANIA.....	67,060	26	-	-	67,060
SAUDI ARABIA.....	63,967	32	5,482,000	127	5,565,967
SENEGAL.....	11,649	47	1,208	133	12,857
SIERRA LEONE.....	116	41	367,382	131	367,498
SINGAPORE.....	93,413	53	44,897	138	138,310
SOMALIA.....	57,493	33	-	-	57,493
SOUTH AFRICA.....	471,996	37	495,042	129	967,038
SPAIN.....	1,896,739	23	139,446	122	2,036,185
SPANISH AFRICA.....	570	48	-	-	570
SRI LANKA.....	88,850	49	14,965	133	103,815
ST. PIERRE-MIQ.....	60,789	100	14,371	159	75,160
SUDAN.....	6,052	33	-	-	6,052
SURINAM.....	363	76	38,068	155	38,431
SWEDEN.....	177,502	24	160,911	124	338,413
SYRIA.....	365,814	34	-	-	365,814
TAIWAN.....	359,276	61	85,862	145	445,138
TANZANIA.....	48,740	41	7,020	131	55,760
THAILAND.....	155,818	61	2,464	147	158,282
TOGO.....	7,422	48	9	133	7,431
TRINIDAD-TOBAGO.....	137,931	89	1,683,233	157	1,821,164
TUNISIA.....	175,023	48	-	-	175,023
TURKEY.....	87,234	34	2,378	128	89,612
UNITED STATES.....	50,870,008	101	32,869,003	159	83,739,011
U.S. OCEANIA.....	1,169	66	73	150	1,242
UNITED KINGDOM.....	9,375,077	5	1,094,969	107	10,470,046
URUGUAY.....	26,963	76	73	155	27,036
U.S.S.R.....	2,168,079	27, 62	285,322	126	2,453,401
VENEZUELA.....	458,632	76	6,753,195	155	7,211,827
VIET-NAM.....	57,954	62	-	-	57,954
YEMEN P.O.R.....	14,368	27	-	-	14,368
YUGOSLAVIA.....	578,068	27	15,038	126	593,106
ZAIRE.....	110	43	529	131	639
TOTAL.....	132,023,109		64,905,985		196,929,094

## SECTION A

## LISTE ALPHABETIQUE DES PAYS ET SOMMAIRE DES CHARGEMENTS ET DECHARGEMENTS EN TONNES POUR 1977

PAYS	MARCHANDISES CHARGEES DANS LES PORTS CANADIENS		MARCHANDISES DECHARGEES DANS LES PORTS CANADIENS		TOTAL
	TONNAGE	VOIR LA PAGE	TONNAGE	VOIR LA PAGE	
AF. PORT. NOA.....	3,415	47	-	-	3,415
AFRIQUE DU SUD.....	471,996	37	495,042	129	967,038
AFRIQUE ESPAG.....	570	48	-	-	570
AFRIQUE FR.NDA.....	665	44	88,509	132	89,174
ALGERIE.....	1,091,616	42	319,696	131	1,411,312
ALLEMAGNE O.....	2,878,902	13	408,649	114	3,287,551
ALLEMAGNE, EST.....	74,834	26	-	-	74,834
ANGOLA.....	7,910	43	-	-	7,910
ANTILLES FR.....	1,223	94	-	-	1,223
ANTILLES NEERL.....	701	98	1,003,094	158	1,003,795
ARABIE SAOUDITE.....	83,967	32	5,482,000	127	5,565,967
ARGENTINE.....	211,816	68	11,374	150	223,190
AUSTRALIE.....	1,081,052	63	1,237,689	147	2,318,741
BAHREIN.....	505	28	-	-	505
BANGLADESH.....	346,150	66	16,503	150	362,653
BARBADE.....	23,728	83	8,750	156	32,478
BELGIQUE-LUX.....	3,133,865	8	799,143	109	3,933,008
BELIZE.....	2,156	82	914	156	3,070
BENIN.....	9,642	44	-	-	9,642
BERMUDES.....	15,295	80	340	156	15,635
BRESIL.....	1,925,784	69	679,287	151	2,605,071
BULGARIE.....	3,497	26	-	-	3,497
CAMEROUN.....	994	43	46	131	1,040
CHILI.....	166,090	71	7,241	153	173,331
CHYPRE.....	31,379	28	-	-	31,379
COLOMBIE.....	177,274	72	74,145	154	251,419
COREE DU SUD.....	865,960	59	83,822	144	949,782
COSTA-RICA.....	17,306	91	587	157	17,893
COTE-D'IVOIRE.....	17,765	44	6,691	132	24,456
CUBA.....	779,665	92	127,092	157	906,757
DANEMARK.....	289,425	10	4,018	112	293,443
ETATS-UNIS.....	50,870,008	101	32,869,003	159	83,739,011
EGYPTE R.A.....	756,042	34	344,518	128	1,100,560
EMIRATS A.U.....	8,182	28	-	-	8,182
EQUATEUR.....	42,539	74	58,607	154	101,146
ESPAGNE.....	1,896,739	23	139,446	122	2,036,185
ETHIOPIE.....	24,395	29	-	-	24,395
FIDJI.....	773	65	1,481	149	2,254
FINLANDE.....	8,584	11	41,697	112	50,281
FRANCE.....	2,045,785	11	261,309	112	2,307,094
GABON.....	123	44	135,404	132	135,527
GAMBIE, LA.....	38	35	-	-	38
GHANA.....	219,309	35	1,575	128	220,884
GRECE.....	103,365	16	233,309	117	336,674
GREENLAND.....	2,241	100	12,100	159	14,341
GUATEMALA.....	40,564	94	1,491	158	42,055
GUINEE.....	96	44	1,545,171	132	1,545,267
GUYANE.....	8,742	67	68,653	150	77,395
HAITI.....	87,937	95	250	158	88,187
HONDURAS.....	14,363	96	-	-	14,363
HONG-KONG.....	112,061	49	61,790	134	173,851
I. LEEUW-INO.....	28,544	87	550	156	29,094
ILES BAHAMAS.....	-	-	72,708	155	72,708
INDE.....	680,103	50	66,885	136	746,988
INDONESIE.....	166,381	55	19,645	140	186,026
IRAK.....	435,409	30	4,062	127	439,471
IRAN.....	269,953	29	4,201,805	127	4,471,758
IRLANDE.....	85,654	17	11,647	118	97,301
ISLANDE.....	2,291	17	10	118	2,301
ISRAEL.....	151,531	30	35,207	127	186,738
ITALIE.....	5,361,436	17	268,184	118	5,629,620
JAMAIQUE.....	71,327	85	254,482	156	325,809
JAPON.....	22,867,856	56	1,030,408	140	23,898,264
JORDANIE.....	3,128	31	-	-	3,128
KENYA.....	9,046	35	9,241	128	18,287
KOWEIT.....	23,994	31	214,844	127	238,838
LIBAN.....	97,171	32	-	-	97,171
LIBERIA.....	3,182	45	236,906	132	240,088
LIBYE.....	25,488	32	-	-	25,488
MADAGASCAR.....	551	46	-	-	551
MALAISIE.....	63,968	51	63,182	137	127,150
MALTE ET GOZZO.....	14,263	7	299	109	14,562
MAROC.....	408,362	46	38,558	132	446,920
MAURICE ET DEP.....	40	36	32,955	129	32,995
MEXIQUE.....	383,061	97	388,224	158	771,285
MOZAMBIQUE.....	191,015	47	68,433	133	259,448
NICARAGUA.....	14,269	98	1,347	159	15,616



LISTE ALPHABETIQUE DES PAYS ET SOMMAIRE DES CHARGEMENTS ET DECHARGEMENTS EN TONNES POUR 1977

SHORT TONS - TONNES COURTES

PAYS	MARCHANDISES CHARGÉES DANS LES PORTS CANADIENS		MARCHANDISES DÉCHARGÉES DANS LES PORTS CANADIENS		TOTAL
	TONNAGE	VOIR LA PAGE	TONNAGE	VOIR LA PAGE	
NIGERIA.....	133,788	37	-	-	133,788
NORVEGE.....	273,226	22	14,349	122	287,575
NOUV.-ZELANDE.....	308,982	65	80,143	149	389,125
OCEANIE BR.NCA.....	18	66	-	-	18
OCEANIE E-U.....	1,169	66	73	150	1,242
OCEANIE FP.....	17,103	66	-	-	17,103
PAKISTAN.....	180,597	52	16,314	138	196,911
PANAMA.....	18,397	99	3,288	159	21,685
PAYS-BAS.....	8,636,286	19	294,696	120	8,930,982
PEROU.....	125,895	75	22,701	155	148,596
PHILIPPINES.....	861,762	60	64,686	145	926,448
POLGNE.....	1,218,160	26	149,989	126	1,368,149
PORTO-RICO.....	130,968	100	2,182	159	133,150
PORTUGAL.....	252,650	23	11,895	122	264,545
QATAR.....	103	28	-	-	103
R. DOMINICAINE.....	23,469	93	20,487	158	43,956
REP. POP. CHINE.....	3,924,000	54	2,509	140	3,926,509
ROUMANIE.....	67,060	26	-	-	67,060
ROYAUME-UNI.....	9,375,077	5	1,094,969	107	10,470,046
SALVADOR.....	21,684	94	761	158	22,445
SENEGAL.....	11,649	47	1,208	133	12,857
SIERRA LÉONE.....	116	41	367,382	131	367,498
SINGAPOUR.....	93,413	53	44,897	138	138,310
SOMALIE.....	57,493	33	-	-	57,493
SOUDAN.....	6,052	33	-	-	6,052
SRI LANKA.....	88,850	49	14,965	133	103,815
ST-PIERRE-MIC.....	60,789	100	14,371	159	75,160
SUEDE.....	177,502	24	160,911	124	338,413
SURINAM.....	363	76	38,068	155	38,431
SYRIE.....	365,814	34	-	-	365,814
TAIWAN.....	359,276	61	85,862	145	445,138
TANZANIE.....	48,740	41	7,020	131	55,760
THAÏLANDE.....	155,818	61	2,464	147	158,282
TOGO.....	7,422	48	9	133	7,431
TRINIDAD - TOBAGO.....	137,931	89	1,683,233	157	1,821,164
TUNISIE.....	175,023	48	-	-	175,023
TURQUIE.....	87,234	34	2,378	128	89,612
U.S.S.S.....	2,168,079	27, 62	285,322	126	2,453,401
URUGUAY.....	26,963	76	73	155	27,036
VENEZUELA.....	458,632	76	6,753,195	155	7,211,827
VIET-NAM.....	57,954	62	-	-	57,954
YEMEN R.O.P.....	14,368	27	-	-	14,368
YUGOSLAVIE.....	578,068	27	15,038	126	593,106
ZAIRE.....	110	43	529	131	639
TOTAL.....	132,023,109		64,905,985		196,929,094

TABLE 14. COMMODITIES LOADED FOR FOREIGN COUNTRIES BY COUNTRY OF DESTINATION, REGISTRY OF VESSEL AND CANADIAN REGION - 1977

TABLEAU 14. MARCHANDISES CHARGÉES A DESTINATION DE PAYS ÉTRANGERS SELON LE PAYS DE DESTINATION, L'IMMATRICULATION DU NAVIRE ET LA RÉGION DU CANADA - 1977

SHORT TONS - TONNES COURTES							
COUNTRY OF DESTINATION AND KIND OF CARGO	REGISTRY OF VESSEL	ATLANTIC ATLANTIQUE	GREAT LAKES GRANDS LACS	PACIFIC PACIFIQUE	TOTAL TOTAL	IMMATIC. DU NAVIRE	PAYS DE DESTINATION ET MARCHANDISE
<b>UNITED KINGDOM</b>							
CATTLE	SWEDN	19			19	SUEDE	ROYAUME-UNI
MEAT, FRESH OR FROZEN	U K	900			900	R U	BOVINS
FISH, FRESH OR FROZEN	U K	934		18	952	R U	VIANDE, FRAICHE / CONG.
	DENMK	488		56	544	DANMK	POISSON, FRAIS DU CONG.
	ITALY	602			602	ITAL	
	NETH	917			917	P. BAS	
	NORW	110			110	NORV	
	SWEDN			60	60	SUEDE	
	PANAM			21	21	PANAM	
COMMODITY TOTAL		3,051		155	3,206		TOTAL DE MARCHANDISE
FISH, SALTED OR CURED	NETH	293			293	P. BAS	POISSON, SALE OU FUME
SHELL FISH, NES	DENMK	7			7	DANMK	MOLLUSQUES CRUST., NOA
MILK POWDER	DENMK	54			54	DANMK	LAIT EN POUVRE
BARLEY	U K	12,942	8,102		21,044	R U	ORGE
	GER		12,836		12,836	ALL	
	GREEK		5,785		5,785	GRECQ	
	LIBER		18,679		18,679	LIBER	
	PANAM		5,787		5,787	PANAM	
COMMODITY TOTAL		12,942	51,189		64,131		TOTAL DE MARCHANDISE
CORN	U K	7,402	5,404		12,806	R U	MAIS
	GER		2,862		2,862	ALL	
	GREEK	76,176			76,176	GRECQ	
	NETH	12,600			12,600	P. BAS	
	NORW	13,700			13,700	NORV	
	LIBER	20,787			20,787	LIBER	
	JAPAN	10,819	9,740		10,819	JAPON	
	OTHER	71,647	18,006		81,387	AUTRE	
COMMODITY TOTAL		213,131	18,006		231,137		TOTAL DE MARCHANDISE
MAIS	U K	2,296			2,296	R U	MAIS
	GREEK		2,205	3,659	5,864	GRECQ	
	JAPAN		959		959	JAPON	
COMMODITY TOTAL		2,296	3,164	3,659	9,119		TOTAL DE MARCHANDISE
RYE	NETH	2,805			2,805	P. BAS	SEIGLE
WHEAT	U K	197,755	4,616		202,371	R U	BLE
	DENMK	5,591			5,591	DANMK	
	GER	83,143	1,484		84,627	ALL	
	GREEK	407,477			407,477	GRECQ	
	NETH	144,252			144,252	P. BAS	
	NORW	123,252			123,252	NORV	
	LIBER	126,077			126,077	LIBER	
	JAPAN	52,317			52,317	JAPON	
	PANAM	68,965			68,965	PANAM	
	OTHER	360,483	4,491		364,974	AUTRE	
COMMODITY TOTAL		1,569,312	10,591		1,579,903		TOTAL DE MARCHANDISE
MALT AND MALT FLOUR	OTHER	3,150			3,150	AUTRE	MALT ET FARINE DE MALT
APPLES	PANAM			64	64	PANAM	POMMES
VEGETABLES, FROZEN	JAPAN			1,350	1,350	JAPON	LEGUMES, CONGELES
	OTHER	1,642			1,642	AUTRE	
COMMODITY TOTAL		1,642		1,350	2,992		TOTAL DE MARCHANDISE
SUGAR PREPARATIONS	LIBER	51			51	LIBER	PREP. A BASE DE SUCRE
HULLS, SCREENINGS, CHAFF	GREEK		14,357		14,357	GRECQ	ECOLURES, CRIBLURES, 8AL
SOYA, OIL MEAL, CAKE	OTHER		29,757		29,757	AUTRE	FARINE TOURT. GR. SOYA
BREWERS GRAINS	OTHER		6,944		6,944	AUTRE	GRAINS DE BRASSERIE
CONC. COMPLETE FEEDS	GER		76,844		76,844	ALL	CONC., PROV. COMPLETES
	GREEK		42,195	7,803	49,998	GRECQ	
	LIBER		14,101		14,101	LIBER	
	JAPAN		41,506		41,506	JAPON	
	PANAM		8,292		8,292	PANAM	
	OTHER		10,629		10,629	AUTRE	
COMMODITY TOTAL			193,567	7,803	201,370		TOTAL DE MARCHANDISE
OIST. ALCOHOLIC BEV.	SWEDN	32			32	SUEDE	BOISS. ALCOOL. DIST.
FLAXSEED	GREEK		1,102		1,102	GRECQ	GRAINE DE LIN
	LIBER		580		580	LIBER	
COMMODITY TOTAL			1,682		1,682		TOTAL DE MARCHANDISE
RAPESEED	GREEK		3,785		3,785	GRECQ	GRAINE DE COLZA
SOYA BEANS	U K	4,275			4,275	R U	GRAINE DE SOYA
	GREEK	9,951			9,951	GRECQ	
	NETH	10,164			10,164	P. BAS	
COMMODITY TOTAL		24,390			24,390		TOTAL DE MARCHANDISE
LOGS	GER			1	1	ALL	BILLES
PULPWOOD	SWEDN	1,200			1,200	SUEDE	BOIS A PATE
	OTHER	123			123	AUTRE	
COMMODITY TOTAL		1,323			1,323		TOTAL DE MARCHANDISE
IRON ORE AND CONC.	U K	739,681			739,681	R U	MINERAL, CONC. DE FER
	GREEK	211,530			211,530	GRECQ	
	ITALY	85,338			85,338	ITAL	
	NORW	1,194,217			1,194,217	NORV	
	SWEDN	71,467			71,467	SUEDE	
	LIBER	1,176,442			1,176,442	LIBER	
	JAPAN	118,417			118,417	JAPON	
	PANAM	42,885			42,885	PANAM	
	OTHER	141,964			141,964	AUTRE	
COMMODITY TOTAL		3,781,941			3,781,941		TOTAL DE MARCHANDISE
LEAD ORE AND CONC.	U K	9,436			9,436	R U	MINERAL, CONC. DE PLOMB
	NORW			1,481	1,481	NORV	
	LIBER	4,713			4,713	LIBER	

TABLE 14. COMMODITIES LOADED FOR FOREIGN COUNTRIES BY COUNTRY OF DESTINATION, REGISTRY OF VESSEL AND CANADIAN REGION - 1977

TABLIÉAU 14. MARCHANDISES CHARGÉES À DESTINATION DE PAYS ÉTRANGERS SELON LE PAYS DE DESTINATION, L'IMMATRICULATION DU NAVIRE ET LA RÉGION DU CANADA - 1977

COUNTRY OF DESTINATION AND KIND OF CARGO	REGISTRY OF VESSEL	SHORT TONS - TONNES COURTES				TOTAL TOTAL	IMMTRIC. DU NAVIRE	PAYS DE DESTINATION ET MARCHANDISE	
		ATLANTIC ATLANTIQUE	GREAT LAKES GRANDS LACS	PACIFIC PACIFIQUE	TOTAL			ROYAUME-UNI	SUITE
UNITED KINGDOM CONT.	PANAM	3,475				3,475	PANAM	ROYAUME-UNI	SUITE
	OTHER					2,259	AUTRE		
COMMODITY TOTAL		17,624		2,259		21,364		TOTAL DE MARCHANDISE	
TITANIUM ORE	OTHER	16,000		3,740		16,000	AUTRE	MINÉRAI DE TITANE	
ZINC ORE AND CONC.	U K	16,083				16,083	R U	MINÉRAI, CONC. DE ZINC	
	NORW			2,000		2,000	NORV		
	LIBER	6,671				6,671	LIBER		
	PANAM	5,921				5,921	PANAM		
	OTHER			9,643		9,643	AUTRE		
COMMODITY TOTAL		28,675		11,643		40,318		TOTAL DE MARCHANDISE	
ORES AND CONC. NES	OTHER			284		284	AUTRE	MINÉRAIS ET CONC. NDA	
SLAG, DROSS, BY-PRODUCTS	U K	22,058				22,058	R U	POUS. GUEUL. SCOR. PROD.	
	SWEDN	8,960				8,960	SUEDE		
	LIBER	8,512				8,512	LIBER		
	OTHER	17,742				17,742	AUTRE		
COMMODITY TOTAL		57,272				57,272		TOTAL DE MARCHANDISE	
SULPHUR IN ORES	GREEK			32,256		32,256	GREQC	SOUFRE EN MINÉRAI	
CRUDE NON-MET. MIN. NES	U K	3,360				3,360	P U	MIN. NON-MET. BRUTS NDA	
	PANAM	7,776				7,776	PANAM		
	OTHER	9,644				9,644	AUTRE		
COMMODITY TOTAL		20,780				20,780		TOTAL DE MARCHANDISE	
WASTE AND SCRAP NES	GER	1,100				1,100	ALL	DÉCHETS ET REBUTS NDA	
LUMBER AND TIMBER	U K	13,063		268,199		281,262	P U	BOIS D'OEUVRE ET CHARP.	
	GER	9,427		74,457		83,884	ALL		
	GREEK	8,738		59,225		67,963	GREQC		
	NETH	11,470		7,576		19,046	P. BAS		
	NORW	5,425		127,292		132,717	NORV		
	SWEDN			168,753		168,753	SUEDE		
	LIBER	1,286		2,913		4,199	LIBER		
	PANAM	18,448				18,448	PANAM		
	OTHER	25,488		64,201		89,689	AUTRE		
COMMODITY TOTAL		93,345		772,616		865,961		TOTAL DE MARCHANDISE	
SHINGLES AND SHAKES	U K			42		42	R U	BARDEAUX, BARDEAUX FACIÉ	
	GER			20		20	ALL		
	GREEK			22		22	GREQC		
	NORW			101		101	NORV		
	SWEDN			170		170	SUEDE		
COMMODITY TOTAL				355		355		TOTAL DE MARCHANDISE	
VENEER, PLYWOOD	U K	468		11,935		12,403	R U	PLACAGES, CDNTRE-PLAQ.	
	GER			21,103		21,103	ALL		
	GREEK			2,629		2,629	GREQC		
	NETH			348		348	P. BAS		
	NORW			16,218		16,218	NORV		
	SWEDN			41,099		41,099	SUEDE		
	LIBER			4,305		4,305	LIBER		
	OTHER			8,793		8,793	AUTRE		
COMMODITY TOTAL		468		106,430		106,898		TOTAL DE MARCHANDISE	
WOOD FAB. MATERIALS	U K	52				52	R U	DÉMI-PRODUITS EN BOIS	
	NETH	462				462	P. BAS		
	SWEDN	1,108				1,108	SUEDE		
COMMODITY TOTAL		1,622				1,622		TOTAL DE MARCHANDISE	
PULP	U K	85,299		57,564		142,863	R U	PÂTE	
	DENMK	2,922				2,922	DANMK		
	GER	20,478		15,612		36,090	ALL		
	GREEK	21,261		9,909		31,170	GREQC		
	ITALY			1,100		1,100	ITAL		
	NORW	14,481	14,637	179,292		208,210	NORV		
	SWEDN	2,500		8,721		11,221	SUEDE		
	LIBER			14,666		14,666	LIBER		
	OTHER	16,133	1,396	41,078		58,607	AUTRE		
COMMODITY TOTAL		163,074	15,833	327,942		506,849		TOTAL DE MARCHANDISE	
NEWSPRINT PAPER	U K	224,488		2,276		226,764	R U	PAPIER JOURNAL	
	DENMK	1,631				1,631	DANMK		
	GER	56,439		607		57,046	ALL		
	GREEK	12,518				12,518	GREQC		
	NORW	125,061		2,278		127,339	NORV		
	SWEDN	6,811				6,811	SUEDE		
	LIBER	2,545				2,545	LIBER		
	JAPAN	5,900				5,900	JAPON		
	CAN	9,277				9,277	CAN		
	OTHER	38,118				38,118	AUTRE		
COMMODITY TOTAL		482,788		5,161		487,949		TOTAL DE MARCHANDISE	
PAPER NES	U K	5,154				5,154	R U	PAPIER NDA	
	GER			17,886		17,886	ALL		
	NORW			15,058		15,058	NORV		
	SWEDN			5,105		5,105	SUEDE		
	OTHER	227		3,932		4,159	AUTRE		
COMMODITY TOTAL		5,381		47,129		52,510		TOTAL DE MARCHANDISE	
PAPERBOARD	U K	21,989		16,063		38,052	R U	CARTON	
	GER	4,046				4,046	ALL		
	GREEK	7,755				7,755	GREQC		
	NETH	332				332	P. BAS		
	NORW	1,057		5,696		6,753	NORV		
	SWEDN	475		6,251		6,726	SUEDE		
	PANAM	4,057				4,057	PANAM		
	OTHER	1,710		6,534		8,244	AUTRE		
COMMODITY TOTAL		41,421		34,944		75,965		TOTAL DE MARCHANDISE	



TABLE 1A. COMMODITIES LOADED FOR FOREIGN COUNTRIES BY COUNTRY OF DESTINATION, REGISTRY OF VESSEL AND CANADIAN REGION - 1977

TABLÉAU 1A. MARCHANDISES CHARGÉES À DESTINATION DE PAYS ÉTRANGERS SELON LE PAYS DE DESTINATION, L'IMMATRICULATION DU NAVIRE ET LA RÉGION DU CANADA - 1977

COUNTRY OF DESTINATION AND KIND OF CARGO	REGISTRY OF VESSEL	SHORT TONS - TONNES COURTES			TOTAL	IMMATIC. DU NAVIRE	PAYS DE DESTINATION ET MARCHANDISE
		ATLANTIC ATLANTIQUE	GREAT LAKES GRANDS LACS	PACIFIC PACIFIQUE			
UNITED KINGDOM CONT. BLDG. PAPER AND BOARD	U K	101			101	R U	ROYAUME-UNI
ANIMAL OILS, EXC. MARINE	GREEK	1,115	336		1,451	GRECO	SUITE PLAQ. CONSTR., PAP/CART. HUIL. ANIM. SAUF AN. MAR.
	NORW	13,866	325		14,191	NORV	
	LIBER	595	553		1,148	LIBER	
COMMODITY TOTAL		15,576	1,214		16,790		TOTAL DE MARCHANDISE
FISH, MARINE ANIMAL OIL	NORW	200			200	NORV	HUIL. DE POISSON, AN. MAR
SOYABEAN OIL	NORW		1,111		1,111	NORV	HUIL. DE SOYA
VEG. OILS, FATS NES	NORW	1,433			1,433	NORV	HUIL. MAT. GRAS. VEG. NDA
COMMODITY TOTAL	LIBER	1,433	2,264		3,697	LIBER	TOTAL DE MARCHANDISE
OILS, FATS, WAXES NES	NORW		685		685	NORV	HUIL. MAT. GRAS. CTRE NDA
	LIBER		937		937	LIBER	TOTAL DE MARCHANDISE
COMMODITY TOTAL			1,622		1,622		TOTAL DE MARCHANDISE
INORGANIC CHEMS. NES	U K	35,500			35,500	R U	PROD. CHIM. INORG. NDA
DYESTUFF, PIGMENT, PAINT	NORW		1,655		1,655	NORV	MAT. COLOR. PIG. PEINTURE
GASOLINE	U K	33,600			33,600	R U	ESSENCE
COKE	GREEK	5,786			5,786	GRECO	COKE
PETROL, COAL PROD. NES	DENMK	2,000			2,000	DANMK	DERIVE PETR. CHARB. NDA
	NORW		1,686		1,686	NORV	TOTAL DE MARCHANDISE
COMMODITY TOTAL		2,000	1,686		3,686		FER EN GUEUSE
PIG IRON	GREEK	4,480			4,480	GRECO	TOTAL DE MARCHANDISE
	LIBER	2,529			2,529	LIBER	FER EN GUEUSE
COMMODITY TOTAL		7,009			7,009		TOTAL DE MARCHANDISE
PRIMARY IRON, STEEL NES	LIBER	11,000			11,000	LIBER	FER, ACIER PRIMAIR. NDA
	PANAM	11,331			11,331	PANAM	
	OTHER	12,500			12,500	AUTRE	
COMMODITY TOTAL		34,831			34,831		TOTAL DE MARCHANDISE
PLATE & SHEET STEEL	LIBER		4,841		4,841	LIBER	TOLES, FEUILLES DACIER
STRUCTURAL SHAPES	U K			2,757	2,757	R U	PROFILES DE CONSTRUCT.
ALUMINUM	U K	9,066			9,066	R U	ALUMINIUM
LEAD AND ALLOYS	U K			7,206	7,206	R U	PLOMB ET ALLIAGES
	GER			2,723	2,723	ALL	
	GREEK			12,702	12,702	GRECO	
	NORW			1,855	1,855	NORV	
	SWEDN			3,320	3,320	SUEDE	
	OTHER			1,548	1,548	AUTRE	
COMMODITY TOTAL				29,354	29,354		TOTAL DE MARCHANDISE
NICKEL AND ALLOYS	NORW			1,697	1,697	NORV	NICKEL ET ALLIAGES
ZINC AND ALLOYS	U K			1,946	1,946	R U	ZINC ET ALLIAGES
	GER			2,761	2,761	ALL	
	GREEK			12,013	12,013	GRECO	
	NORW	1,378		5,447	6,825	NORV	
	SWEDN			5,530	5,530	SUEDE	
	OTHER			4,055	4,055	AUTRE	
COMMODITY TOTAL		1,378		31,752	33,130		TOTAL DE MARCHANDISE
MACHINERY NES	NETH	123			123	P. BAS	MACHINES NDA
	SWEDN	64			64	SUEDE	
	LIBER	8			8	LIBER	
COMMODITY TOTAL		195			195		TOTAL DE MARCHANDISE
PASS. AUTOS AND CHASSIS	U K	1			1	R U	VOITURES PART., CHASSIS
	SWEDN			1	1	SUEDE	
COMMODITY TOTAL		1		1	2		TOTAL DE MARCHANDISE
TRUCKS AND CHASSIS	LIBER	26			26	LIBER	CAMIONS ET CHASSIS
	OTHER	401			401	AUTRE	
COMMODITY TOTAL		427			427		TOTAL DE MARCHANDISE
EQUIPMENT MISC.	OTHER	135			135	AUTRE	MATERIEL DIVERS
PERSONAL, HOUSEHOLD GOODS	NORW			28	28	NORV	ART. PERS. ET MENAGERS
	SWEDN			1	1	SUEDE	
COMMODITY TOTAL				29	29		TOTAL DE MARCHANDISE
CONTAINERS, CLOSURES	OTHER	4			4	AUTRE	CONTENEURS, FERMETURES
GENERAL CARGO	U K	2			2	R U	MARCHANDISES DIVERSES
	NETH	8			8	P. BAS	
	SWEDN	31			31	SUEDE	
COMMODITY TOTAL		41			41		TOTAL DE MARCHANDISE
CONTAINERIZED FREIGHT	U K	694,090		8,710	702,800	R U	FRET CONTENEURESE
	DENMK	12,493		8,435	20,928	DANMK	
	GER	4,034	728	3,085	7,847	ALL	
	GREEK			2,516	2,516	GRECO	
	NETH	19,795			19,795	P. BAS	
	NORW			63	63	NORV	
	SWEDN	55,866		15,951	71,817	SUEDE	
	LIBER	4,584		162	4,746	LIBER	
	PANAM			2,759	2,759	PANAM	
	OTHER	63,644			63,644	AUTRE	
COMMODITY TOTAL		854,506	728	41,681	896,915		TOTAL DE MARCHANDISE
COUNTRY/REGION TOTAL		7,548,678*	363,996*	1,462,403*	9,375,077*		TOTAL DE PAYS/REGION
MALTA AND GOZO							MALTE ET GOZZO
CONTAINERIZED FREIGHT	OTHER	14,263			14,263	AUTRE	FRET CONTENEURESE
COUNTRY/REGION TOTAL		14,263*	*	*	14,263*		TOTAL DE PAYS/REGION

TABLE 1A. COMMODITIES LOADED FOR FOREIGN COUNTRIES BY COUNTRY OF DESTINATION, REGISTRY OF VESSEL AND CANADIAN REGION - 1977

TABLEAU 1A. MARCHANDISES CHARGÉES À DESTINATION DE PAYS ÉTRANGERS SELON LE PAYS DE DESTINATION, L'IMMATRICULATION DU NAVIRE ET LA RÉGION DU CANADA - 1977

COUNTRY OF DESTINATION AND KIND OF CARGO	REGISTRY OF VESSEL	SHORT TONS - TONNES COURTES				TOTAL TOTAL	IMMATIC. DU NAVIRE	PAYS DE DESTINATION ET MARCHANDISE
		ATLANTIC ATLANTIQUE	GREAT LAKES GRANDS LACS	PACIFIC PACIFIQUE	TOTAL			
<b>BELGIUM-LUXEMB</b>								
CATTLE	SWEDN	15				15	SUEDE	<b>BELGIQUE-LUX.</b>
FISH, FRESH OR FROZEN	DENMK	60				60	DANMK	POISSON
	NORW	1,095				1,095	NORV	POISSON, FRAIS OU CONG.
	SWEDN			13		13	SUEDE	
	OTHER	626				626	AUTRE	
<b>COMMODITY TOTAL</b>		<b>1,781</b>		<b>13</b>		<b>1,794</b>		<b>TOTAL DE MARCHANDISE</b>
FISH, CANNED	OTHER			18		18	AUTRE	POISSON EN BOITES
SHELL FISH, NES	OTHER	60				60	AUTRE	MOLLUSQUES CRUST., NDA
BARLEY	U K	5,512				5,512	R U	ORGE
CORN	U K	1,006				1,006	R U	MAIS
	GREEK	5,648				5,648	GREQC	
	CAN	6,000				6,000	CAN	
	OTHER	8,178				8,178	AUTRE	
<b>COMMODITY TOTAL</b>		<b>24,832</b>				<b>24,832</b>		<b>TOTAL DE MARCHANDISE</b>
WHEAT	U K	10,640				10,640	R U	BLE
	DENMK	2,408				2,408	DANMK	
	GREEK	15,572				15,572	GREQC	
	LIBER	13,776				13,776	LIBER	
	OTHER	127,274				127,274	AUTRE	
<b>COMMODITY TOTAL</b>		<b>169,670</b>				<b>169,670</b>		<b>TOTAL DE MARCHANDISE</b>
POTATOES	LIBER	8,957				8,957	LIBER	POMMES DE TERRE
MISC. FOCO PREP. NES	SWEDN	40				40	SUEDE	DIV. PREP. ALIM. NDA
CONC. COMPLETE FEEDS	DENMK	11,725				11,725	DANMK	CONC., PROD. COMPLETES
DIST. ALCOHOLIC BEV.	NETH	115				115	P. BAS	BOISS. ALCOOL. DIST.
	SWEDN	72				72	SUEDE	
	OTHER	78				78	AUTRE	
<b>COMMODITY TOTAL</b>		<b>265</b>				<b>265</b>		<b>TOTAL DE MARCHANDISE</b>
FLAXSEED	LIBER		1,499			1,499	LIBER	GRAINE DE LIN
	JAPAN			3,248		3,248	JAPON	
<b>COMMODITY TOTAL</b>			<b>1,499</b>	<b>3,248</b>		<b>4,747</b>		<b>TOTAL DE MARCHANDISE</b>
LOGS	NETH	205				205	P. BAS	BILLES
COPPER ORE AND CONC.	U K			975		975	R U	MINERAI, CONC. CUIVRE
IRON ORE AND CONC.	U K	59,120				59,120	R U	MINERAI, CONC. DE FER
	GREEK	62,490				62,490	GREQC	
	LIBER	61,099				61,099	LIBER	
	OTHER	217,497				217,497	AUTRE	
<b>COMMODITY TOTAL</b>		<b>400,206</b>				<b>400,206</b>		<b>TOTAL DE MARCHANDISE</b>
LEAD ORE AND CONC.	U K			2,200		2,200	R U	MINERAI, CONC. DE PLOMB
	GREEK	4,535				4,535	GREQC	
	LIBER	32,246				32,246	LIBER	
	OTHER	2,260				2,260	AUTRE	
<b>COMMODITY TOTAL</b>		<b>39,041</b>		<b>2,200</b>		<b>41,241</b>		<b>TOTAL DE MARCHANDISE</b>
ZINC ORE AND CONC.	U K	85,440				85,440	R U	MINERAI, CONC. DE ZINC
	DENMK	6,272				6,272	DANMK	
	GER	372,483				372,483	ALL	
	GREEK			13,441		13,441	GREQC	
	NETH	18,712				18,712	P. BAS	
	LIBER	80,337				80,337	LIBER	
	OTHER	125,254				125,254	AUTRE	
<b>COMMODITY TOTAL</b>		<b>688,498</b>		<b>13,441</b>		<b>701,939</b>		<b>TOTAL DE MARCHANDISE</b>
ORES AND CONC. NES	OTHER			2,014		2,014	AUTRE	MINERAIS ET CONC. NDA
SLAG, DRESS. BY-PRODUCTS	U K	7,185				7,185	R U	POUS. GUEUL. SCOR. PROD.
	DENMK	6,160				6,160	DANMK	
	GER	60,704				60,704	ALL	
	NORW	20,832				20,832	NORV	
	LIBER	11,200				11,200	LIBER	
<b>COMMODITY TOTAL</b>		<b>106,081</b>				<b>106,081</b>		<b>TOTAL DE MARCHANDISE</b>
COAL, BITUMINOUS	U K	26,020				26,020	R U	CHARBON BITUMINEUX
	OTHER			63,669		63,669	AUTRE	
<b>COMMODITY TOTAL</b>		<b>26,020</b>		<b>63,669</b>		<b>89,689</b>		<b>TOTAL DE MARCHANDISE</b>
ASBESTOS	DENMK	7,788				7,788	DANMK	AMIANTE
	GER	2,816				2,816	ALL	
	NORW	14,597				14,597	NORV	
	OTHER	7,940		522		8,462	AUTRE	
<b>COMMODITY TOTAL</b>		<b>33,141</b>		<b>522</b>		<b>33,663</b>		<b>TOTAL DE MARCHANDISE</b>
STONE, CRUDE NES	DENMK	574				574	DANMK	PIERRE BRUTE NDA
	GER	6				6	ALL	
	NORW	369				369	NORV	
<b>COMMODITY TOTAL</b>		<b>949</b>				<b>949</b>		<b>TOTAL DE MARCHANDISE</b>
SULPHUR IN ORES	LIBER			99,188		99,188	LIBER	SOUFRE EN MINERAI
CRUDE NON-MET. MIN. NES	GER	3				3	ALL	MIN. NON-MET. BRUTS NDA
	GREEK			7,083		7,083	GREQC	
	NETH	12,310				12,310	P. BAS	
<b>COMMODITY TOTAL</b>		<b>12,313</b>		<b>7,083</b>		<b>19,396</b>		<b>TOTAL DE MARCHANDISE</b>
LUMBER AND TIMBER	U K	13,140		20,007		33,147	R U	BOIS OEUVRE ET CHARP.
	DENMK	337	1,236			1,573	DANMK	
	GER	1,418	2,699			3,117	ALL	
	GREEK	65		27,295		27,360	GREQC	
	NETH	34		47,302		47,336	P. BAS	
	NORW			100		100	NORV	
	SWEDN	1,107	138			1,245	SUEDE	
	LIBER			11,033		11,033	LIBER	
	OTHER			3,758		3,758	AUTRE	
<b>COMMODITY TOTAL</b>		<b>16,101</b>	<b>4,073</b>	<b>130,875</b>		<b>151,049</b>		<b>TOTAL DE MARCHANDISE</b>
SHINGLES AND SHAKES	U K			138		138	R U	BARDEAUX, BARO. FACON
	GREEK			20		20	GREQC	

TABLE 14. COMMODITIES LOADED FOR FOREIGN COUNTRIES BY COUNTRY OF DESTINATION, REGISTRY OF VESSEL AND CANADIAN REGION - 1977

TABLEAU 14. MARCHANDISES CHARGÉES À DESTINATION DE PAYS ÉTRANGERS SELON LE PAYS DE DESTINATION, L'IMMATRICULATION DU NAVIRE ET LA RÉGION DU CANADA - 1977

COUNTRY OF DESTINATION AND KIND OF CARGO	REGISTRY OF VESSEL	SHORT TONS - TONNES COURTES			TOTAL TOTAL	IMMATIC. DU NAVIRE	PAYS DE DESTINATION ET MARCHANDISE
		ATLANTIC ATLANTIQUE	GREAT LAKES GRANDS LACS	PACIFIC PACIFIQUE			
BELGIUM-LUXEMB CONT.							BELGIQUE-LUX. SUITE
	SWEDN			43	43	SUEDE	
	LIBER			24	24	LIBER	
	OTHER			24	24	AUTRE	
COMMODITY TOTAL				249	249		TOTAL DE MARCHANDISE
VENEER, PLYWOOD	U K	126		6,329	6,455	R U	PLACAGES, CONTRE-PLAQ.
	GER			11,903	11,903	ALL	
	GREEK			6,060	6,060	GRECQ	
	NETH			928	928	P.BAS	
	NORW			4,606	4,606	NORV	
	SWEDN	156		6,389	6,545	SUEDE	
	LIBER			1,249	1,249	LIBER	
	OTHER			5,203	5,203	AUTRE	
COMMODITY TOTAL		282		42,667	42,949		TOTAL DE MARCHANDISE
WOOD FAB. MATERIALS	NETH	3,982			3,982	P.BAS	DEMI-PRODUITS EN BOIS
	SWEDN	13,844			13,844	SUEDE	
	OTHER	81			81	AUTRE	
COMMODITY TOTAL		17,907			17,907		TOTAL DE MARCHANDISE
PULP	U K	33,549		76,681	110,230	R U	PATE
	DENMK	586			586	DANMK	
	GER	6,403		73,269	79,672	ALL	
	GREEK	5,401		60,431	65,832	GRECQ	
	NORW	2,140		84,383	86,523	NORV	
	SWEDN			14,040	14,040	SUEDE	
	LIBER	2,363		1,797	4,160	LIBER	
	PANAM	2,958			2,958	PANAM	
	OTHER	19,050		94,118	113,168	AUTRE	
COMMODITY TOTAL		72,450		404,719	477,169		TOTAL DE MARCHANDISE
NEWSPRINT PAPER	U K	2,312			2,312	R U	PAPER JOURNAL
	GER			1	1	ALL	
COMMODITY TOTAL		2,312		1	2,313		TOTAL DE MARCHANDISE
PAPER NES	U K			8,295	8,295	R U	PAPER NDA
	GREEK			82	82	GRECQ	
	NORW			2,631	2,631	NORV	
	SWEDN			5,588	5,588	SUEDE	
	OTHER	1,226		3,456	4,682	AUTRE	
COMMODITY TOTAL		1,226		20,052	21,278		TOTAL DE MARCHANDISE
PAPERBOARD	U K	6,296		18,299	24,595	R U	CARTON
	DENMK	614			614	DANMK	
	GREEK	2,438		2,552	4,990	GRECQ	
	NETH	22			22	P.BAS	
	NORW			4,504	4,504	NORV	
	SWEDN			15,370	15,370	SUEDE	
	OTHER			13,817	13,817	AUTRE	
COMMODITY TOTAL		9,370		54,542	63,912		TOTAL DE MARCHANDISE
BLDG. PAPER AND BOARD	SWEDN	108			108	SUEDE	PLAQ. CONSTR., PAP/CART.
METALLIC SALTS	OTHER		594		594	AUTRE	SELS METALLIQUES
INORGANIC CHEM. NES	NORW	130			130	NORV	PROD. CHIM. INORG. NDA
	SWEDN	132			132	SUEDE	
COMMODITY TOTAL		262			262		TOTAL DE MARCHANDISE
GLYCOL	SWEDN	60			60	SUEDE	GLYCOL
ORGANIC CHEMICALS NES	U K	16,000			16,000	R U	PROD. CHIM. ORGAN. NDA
	NETH	20			20	P.BAS	
	SWEDN	105			105	SUEDE	
	LIBER		602		602	LIBER	
	OTHER	63			63	AUTRE	
COMMODITY TOTAL		16,188	602		16,790		TOTAL DE MARCHANDISE
PLASTIC MATERIALS	NETH	19			19	P.BAS	MATIERES PLASTIQUES
	SWEDN	66			66	SUEDE	
COMMODITY TOTAL		85			85		TOTAL DE MARCHANDISE
DYESTUFF, PIGMENT, PAINT	SWEDN	15			15	SUEDE	MAT. COLOR. PIG. PEINTURE
	OTHER	11			11	AUTRE	
COMMODITY TOTAL		26			26		TOTAL DE MARCHANDISE
ASPHALTS, ROAD CILS	SWEDN	75			75	SUEDE	ASPHALTE, BITUME LIQD.
PETROL, COAL PROD. NES	NORW		1,520		1,520	NORV	DERIVE PETR. CHARB. NDA
PIG IRON	GER	2,800			2,800	ALL	FER EN GUEUSE
BARS AND RODS, STEEL	SWEDN	28			28	SUEDE	BARRES ET TIGES ACIER
PLATE & SHEET STEEL	SWEDN	30			30	SUEDE	TOLES, FEUILLES D'ACIER
STRUCTURAL SHAPES	SWEDN	14			14	SUEDE	PROFILES DE CONSTRUCT.
PIPES, TUBES: IRON, STEEL	SWEDN	20			20	SUEDE	TUYAUX, TUBES: FER, ACIER
COPPER AND ALLOYS	DENMK	2,534			2,534	DANMK	CUIVRE ET ALLIAGES
	GER	3,262			3,262	ALL	
	NETH	276			276	P.BAS	
	NORW	385			385	NORV	
	SWEDN	5,999	416		6,415	SUEDE	
	OTHER	722			722	AUTRE	
COMMODITY TOTAL		13,178	416		13,594		TOTAL DE MARCHANDISE
METAL FAB. BASIC PROD.	GER	3			3	ALL	OUVR. DE BASE EN METAL
	NETH	169			169	P.BAS	
	SWEDN	39			39	SUEDE	
COMMODITY TOTAL		211			211		TOTAL DE MARCHANDISE
MISC. FABRICATED PROD.	SWEDN	196			196	SUEDE	OUVRAGES DIVERS
TRACTORS	OTHER	33			33	AUTRE	TRACTEURS
MACHINERY NES	GER	4			4	ALL	MACHINES NDA
	NETH	867			867	P.BAS	
	SWEDN	2,816	392		3,208	SUEDE	
	OTHER	816	79		895	AUTRE	
COMMODITY TOTAL		4,503	471		4,974		TOTAL DE MARCHANDISE



TABLE 1A. COMMODITIES LOADED FOR FOREIGN COUNTRIES BY COUNTRY OF DESTINATION, REGISTRY OF VESSEL AND CANADIAN REGION - 1977

TABLEAU 1A. MARCHANDISES CHARGÉES A DESTINATION DE PAYS ÉTRANGERS SELON LE PAYS DE DESTINATION, L'IMMATICULATION DU NAVIRE ET LA RÉGION DU CANADA - 1977

SHORT TONS - TONNES COURTES							
COUNTRY OF DESTINATION AND KIND OF CARGO	REGISTRY OF VESSEL	ATLANTIC ATLANTIQUE	GREAT LAKES GRANDS LACS	PACIFIC PACIFIQUE	TOTAL TOTAL	IMMATIC. DU NAVIRE	PAYS DE DESTINATION ET MARCHANDISE
BELGIUM-LUXEMB. CONT. RAILWAY ROLLING STOCK PASS. AUTOS AND CHASSIS	SWEDN NETH SWEDN DOTHER	6 25 299 17			6 25 352 17	SUEDE P. BAS SUEDE AUTRE	BELGIQUE-LUX. SUITE MAT. ROUL. DE CH. DE FER VOITURES PAPT., CHASSIS
COMMODITY TOTAL TRUCKS AND CHASSIS	NETH SWEDN OTHER	4 17 10	53		4 17 10	P. BAS SUEDE AUTRE	TOTAL DE MARCHANDISE CAMIONS ET CHASSIS
COMMODITY TOTAL MOTOR VEHICLE ENGINES	SWEDN OTHER	31 156	53		31 156	SUEDE AUTRE	TOTAL DE MARCHANDISE MOTEURS DE VEH. AUTOM.
COMMODITY TOTAL ROAD MOTOR VEH. NES	NETH SWEDN OTHER	6 236 1,168			6 236 1,168	SUEDE P. BAS SUEDE AUTRE	TOTAL DE MARCHANDISE VEH. AUTOM. ROUTIERS NOA
COMMODITY TOTAL SHIPS, AIRCRAFT, MIS. VEH	NETH SWEDN OTHER	254 1,758 112			254 1,758 112	SUEDE AUTRE P. BAS SUEDE AUTRE	TOTAL DE MARCHANDISE NAVIRES, AVIONS, VEH. DIV
COMMODITY TOTAL EQUIPMENT MISC.	SWEDN OTHER	278 86	16		294 114	SUEDE AUTRE	TOTAL DE MARCHANDISE MATERIEL DIVERS
COMMODITY TOTAL PERSONAL, HSEHOLD GOODS	DENMK GER NETH SWEDN OTHER	5 3 61 240 22	44		5 3 61 240 22	DANMK ALL P. BAS SUEDE AUTRE	TOTAL DE MARCHANDISE ART. PERS. ET MENAGERS
COMMODITY TOTAL CONTAINERS, CLOSURES MISC. END PRODUCTS NES	DENMK GER NORW SWEDN	1 5 1 1		1	1 6 1 1	DANMK ALL NORV SUEDE	TOTAL DE MARCHANDISE CONTENEURS, FERMETURES, PRODUITS FINIS DIV. NOA
COMMODITY TOTAL GENERAL CARGO	SWEDN DANMK SWEDN OTHER	8 30 2 200	3		9 30 2 200	SUEDE DANMK SUEDE AUTRE	TOTAL DE MARCHANDISE MARCHANDISES DIVERSES
COMMODITY TOTAL CONTAINERIZED FREIGHT	GER NETH NORW SWEDN OTHER	17 395 1 908 122	3		20 395 1 930 122	ALL P. BAS NORV SUEDE AUTRE	TOTAL DE MARCHANDISE FRET CONTENEURESE
COUNTRY/REGION TOTAL		1,443	25		1,468		
	U K DENMK GER GREEK ITALY NETH NORW SWEDN LIBER PANAM OTHER	194,004 111,848 94,601 791 2,038 12,779 374 26,402 14,272		1,897 3,560 2,129 1,695	195,901 115,570 97,023 2,527 2,038 12,779 382 32,400 14,989 291 113,624	R U DANMK ALL GRECQ ITAL P. BAS NORV SUEDE LIBER PANAM AUTRE	
		569,904	2,088	15,532	587,524		TOTAL DE MARCHANDISE TOTAL DE PAYS/REGION
DENMARK FISH, FRESH OR FROZEN	U K NORW SWEDN OTHER				28 25 65 25	R U NORV SUEDE AUTRE	DANEMARK POISSON, FRATS OU CONG.
COMMODITY TOTAL SHELL FISH, NES	DENMK LIBER OTHER	208	17,120		208 17,120	DANMK LIBER AUTRE	TOTAL DE MARCHANDISE MOLUSQUES CRUST., NOA AVDINE
COMMODITY TOTAL OATS	LIBER OTHER		3,623		3,623	LIBER AUTRE	FARINE TOURT. GR. SOYA
COMMODITY TOTAL SOYA, OIL MEAL, CAKE CONC. COMPLETE FEEDS SEEDS FOR SOWING NES	OTHER OTHER		8,689		8,689	AUTRE AUTRE	CONC., PROV. COMPLETES GRAINES DE SEMENCE NOA
COMMODITY TOTAL SOYA BEANS	OTHER	3,712		185	3,712	AUTRE	GRAINE DE SOYA
COMMODITY TOTAL COAL, BITUMINOUS	GER GREEK NORW LIBER OTHER	20,774 32,416 29,333			20,774 32,416 65,438	ALL GRECQ NORV LIBER AUTRE	CHARBON BITUMINEUX
COMMODITY TOTAL LUMBER AND TIMBER	LIBER OTHER	29,172			29,172	LIBER AUTRE	TOTAL DE MARCHANDISE BOIS D'OEUVRE ET CHARP.
COMMODITY TOTAL VENEER, PLYWOOD	GREEK OTHER	111,695			111,695	GREECQ AUTRE	TOTAL DE MARCHANDISE PLACAGES, CONTRE-PLAC.
COMMODITY TOTAL PULP	GREEK SWEDN OTHER				7,004 573	GREECQ SUEDE AUTRE	TOTAL DE MARCHANDISE PATE
COMMODITY TOTAL NEWSPRINT PAPER	OTHER				11,286	AUTRE	PAPIER JOURNAL
COMMODITY TOTAL PAPER NES	DENMK DANMK	4 564			4 564	DANMK DANMK	PAPIER NOA

TABLE 1A. COMMODITIES LOADED FOR FOREIGN COUNTRIES BY COUNTRY OF DESTINATION, REGISTRY OF VESSEL AND CANADIAN REGION - 1977

TABLÉAU 1A. MARCHANDISES CHARGÉES À DESTINATION DE PAYS ÉTRANGERS SELON LE PAYS DE DESTINATION, L'IMMATICULATION DU NAVIRE ET LA RÉGION DU CANADA - 1977

		SHORT TONS - TONNES COURTES						
COUNTRY OF DESTINATION AND KIND OF CARGO	REGISTRY OF VESSEL	ATLANTIC ATLANTIQUE	GREAT LAKES GRANDS LACS	PACIFIC PACIFIQUE	TOTAL TOTAL	IMMATIC. DU NAVIRE	PAYS DE DESTINATION ET MARCHANDISE	
<b>DENMARK CONT.</b>							<b>DANEMARK SUITE</b>	
	OTHER	548			548	AUTRE		
<b>COMMODITY TOTAL</b>		<b>1,112</b>			<b>1,112</b>		<b>TOTAL DE MARCHANDISE</b>	
POTASH	OTHER			25,954	25,954	AUTRE	POTASSE	
FERTILIZERS NES	GREEK			11,623	11,623	GREQ	ENGRAIS CHIMIQUE NDA	
CONTAINERIZED FREIGHT	U K			12	12	R U	FRET CONTENEURESE	
	DENMK			377	377	DANMK		
<b>COMMODITY TOTAL</b>	SWEDN			936	936	SUEDE	<b>TOTAL DE MARCHANDISE</b>	
<b>COUNTRY/REGION TOTAL</b>		<b>116,781*</b>	<b>29,432*</b>	<b>143,212*</b>	<b>289,425*</b>		<b>TOTAL DE PAYS/REGION</b>	
<b>FINLAND</b>							<b>FINLANDE</b>	
FISH, SALTED OR CURED	NORW	264			264	NORV	POTISSON, SALE DU FUME	
WHEAT	GREEK	6,614			6,614	GREQ	BLE	
APPLES	DENMK			20	20	DANMK	POMMES	
ASBESTOS	OTHER			1,020	1,020	AUTRE	AMIANTE	
LUMBER AND TIMBER	OTHER			20	20	AUTRE	BOIS D'OEUVRE ET CHARP.	
PULP	OTHER	623			623	AUTRE	PATE	
PERSONAL, HOUSEHOLD GOODS	OTHER			1	1	AUTRE	ART. PERS. ET MENAGERS	
CONTAINERIZED FREIGHT	OTHER			22	22	AUTRE	FRET CONTENEURESE	
<b>COUNTRY/REGION TOTAL</b>		<b>7,501*</b>	<b>*</b>	<b>1,083*</b>	<b>8,584*</b>		<b>TOTAL DE PAYS/REGION</b>	
<b>FRANCE-ATLANT.</b>							<b>FRANCE-ATLANT.</b>	
CATTLE	SWEDN	9			9	SUEDE	BOVINS	
MEAT, FRESH OR FROZEN	U K			9	9	R U	VIANDE, FRAICHE / CONG.	
	OTHER	63			63	AUTRE		
<b>COMMODITY TOTAL</b>		<b>63</b>		<b>9</b>	<b>72</b>		<b>TOTAL DE MARCHANDISE</b>	
FISH, FRESH OR FROZEN	U K			202	202	R U	POISSON, FRAIS OU CONG.	
	DENMK	1,082		495	1,577	DANMK		
	NETH	877			877	P. BAS		
	NORW	2,040			2,040	NORV		
	SWEDN			911	911	SUEDE		
	PANAM			616	616	PANAM		
	OTHER	1,773			1,773	AUTRE		
<b>COMMODITY TOTAL</b>		<b>5,772</b>		<b>2,224</b>	<b>7,996</b>		<b>TOTAL DE MARCHANDISE</b>	
SHELL FISH, NES	NORW	73			73	NORV	MOLLUSQUES CRUST., NDA	
	OTHER	29			29	AUTRE		
<b>COMMODITY TOTAL</b>		<b>102</b>			<b>102</b>		<b>TOTAL DE MARCHANDISE</b>	
CORN	DENMK	4,436			4,436	DANMK	MAIS	
	LIBER	11,150			11,150	LIBER		
	OTHER	4,700			4,700	AUTRE		
<b>COMMODITY TOTAL</b>		<b>20,286</b>			<b>20,286</b>		<b>TOTAL DE MARCHANDISE</b>	
WHEAT	U K	16,055			16,055	R U	BLE	
POTATOES	U K	6,641			6,641	R U	POMMES DE TERRE	
	NORW	3,222			3,222	NORV		
<b>COMMODITY TOTAL</b>		<b>9,863</b>			<b>9,863</b>		<b>TOTAL DE MARCHANDISE</b>	
SOYA, OIL MEAL, CAKE	OTHER		3,790		3,790	AUTRE	FARINE TOURT., GR. SOYA	
FLAXSEED	GREEK		551		551	GREQ	GRAINE DE LIN	
SOYA BEANS	OTHER	9,900			9,900	AUTRE	GRAINE DE SOYA	
PULPWOOD	GER	8,270			8,270	ALL	BOIS A PATE	
	NORW	34,524			34,524	NORV		
	JAPAN			29,037	29,037	JAPON		
	OTHER	5,047			5,047	AUTRE		
<b>COMMODITY TOTAL</b>		<b>47,841</b>		<b>29,037</b>	<b>76,878</b>		<b>TOTAL DE MARCHANDISE</b>	
IRON ORE AND CONC	GER	125,057			125,057	ALL	MINERAI, CONC. DE FER	
	NORW	187,439			187,439	NORV		
	LIBER	80,090			80,090	LIBER		
	JAPAN	779,533			779,533	JAPON		
<b>COMMODITY TOTAL</b>		<b>1,172,119</b>			<b>1,172,119</b>		<b>TOTAL DE MARCHANDISE</b>	
ZINC ORE AND CONC.	NORW	6,543			6,543	NORV	MINERAI, CONC. DE ZINC	
SLAG, DROSS, BY-PRODUCTS	U K	15,765			15,765	R U	POUS., GUEUL., SCOR., PROD.	
	NORW	22,800			22,800	NORV		
	SWEDN	13,496			13,496	SUEDE		
	OTHER	7,840			7,840	AUTRE		
<b>COMMODITY TOTAL</b>		<b>59,901</b>			<b>59,901</b>		<b>TOTAL DE MARCHANDISE</b>	
COAL, BITUMINOUS	OTHER	29,384			29,384	AUTRE	CHARBON BITUMINEUX	
SULPHUR IN ORES	LIBER			18,188	18,188	LIBER	SOUFRE EN MINERAI	
WASTE AND SCRAP NES	GER		12		12	ALL	DECHETS ET REBUTS NDA	
LUMBER AND TIMBER	U K			9,552	9,552	R U	BOIS D'OEUVRE ET CHARP.	
	DENMK	57	109		166	DANMK		
	GER	525	444		969	ALL		
	GREEK			64,651	64,651	GREQ		
	NETH			1,937	1,937	P. BAS		
	NORW	263	197		52,227	NORV		
	SWEDN	23			7,994	SUEDE		
	LIBER	8,550			21,532	LIBER		
	JAPAN	3,137			3,137	JAPON		
	OTHER	4,249			14,294	AUTRE		
<b>COMMODITY TOTAL</b>		<b>16,804</b>	<b>750</b>	<b>10,045</b>	<b>176,459</b>		<b>TOTAL DE MARCHANDISE</b>	
SHINGLES AND SHAKES	GREEK				265	GREQ	BARDEAUX, BARDEAUX FACADE	
	NORW				59	NORV		
<b>COMMODITY TOTAL</b>					<b>324</b>		<b>TOTAL DE MARCHANDISE</b>	
VENEER, PLYWOOD	U K				196	R U	PLACAGES, CONTRE-PLAQ.	

TABLE 1A. COMMODITIES LOADED FOR FOREIGN COUNTRIES BY COUNTRY OF DESTINATION, REGISTRY OF VESSEL AND CANADIAN REGION - 1977

TABLEAU 1A. MARCHANDISES CHARGÉES À DESTINATION DE PAYS ÉTRANGERS SELON LE PAYS DE DESTINATION, L'IMMATRICULATION DU NAVIRE ET LA RÉGION DU CANADA - 1977

		SHORT TONS - TONNES COURTES						
COUNTRY OF DESTINATION AND KIND OF CARGO	REGISTRY OF VESSEL	ATLANTIC ATLANTIQUE	GREAT LAKES GRANDS LACS	PACIFIC PACIFIQUE	TOTAL TOTAL	IMMATIC. DU NAVIRE	PAYS DE DESTINATION ET MARCHANDISE	
FRANCE-ATLANT. CONT.							FRANCE-ATLANT. SUITE	
	GER	11			11	ALL		
	GREEK			2,222	2,222	GRECQ		
	NETH			300	300	P.-BAS		
	NORW	1,395		1,442	2,837	NORV		
	LIBER			336	336	LIBER		
	OTHER			103	103	AUTRE		
COMMODITY TOTAL WOOD FAB. MATERIALS	SWEDN	1,406		4,599	6,005	SUEDE	TOTAL DE MARCHANDISE DEMI-PRODUITS EN BOIS	
	OTHER	263			263	AUTRE		
COMMODITY TOTAL PULP		362			362		TOTAL DE MARCHANDISE PATE	
	U K	10,381		14,599	24,980	R U		
	DENMK	1,355			1,355	DANMK		
	GER	1,456			1,456	ALL		
	GREEK	17,264		20,328	37,592	GRECQ		
	NORW		675	45,675	46,350	NORV		
	SWEON	1,148		4,999	6,147	SUEDE		
	PANAM	1,785			1,785	PANAM		
	OTHER	12,067		10,865	23,620	AUTRE		
COMMODITY TOTAL NEWSPRINT PAPER		45,456	1,363	96,466	143,285		TOTAL DE MARCHANDISE PAPIER JOURNAL	
	NORW	1,638			1,638	NORV		
	OTHER	10,328			10,328	AUTRE		
COMMODITY TOTAL PAPER NES		11,966			11,966		TOTAL DE MARCHANDISE PAPIER NDA	
	GER		3		3	ALL		
	SWEDN	104			104	SUEDE		
	OTHER	212			212	AUTRE		
COMMODITY TOTAL PAPERBOARD		316	3		319		TOTAL DE MARCHANDISE CARTON	
	U K			6,491	6,491	R U		
	NORW			4,339	4,339	NORV		
	SWEON			4,854	4,854	SUEDE		
	OTHER			2,700	2,700	AUTRE		
COMMODITY TOTAL WET MACHINE BOARD				18,384	18,384		TOTAL DE MARCHANDISE CARTON EN PATE PRESSE	
	DENMK		5		5	DANMK		
	GER		4		4	ALL		
	OTHER		9		9		TOTAL DE MARCHANDISE	
COMMODITY TOTAL TEXTILE FAB. MTL NES	GER	233			233	ALL	OUVR. EN MAT. TEXT. NDA	
	OTHER		347		347	AUTRE	SELS METALLIQUES	
COMMODITY TOTAL METALLIC SALTS							MATIERES PLASTIQUES	
	OTHER	21			21	AUTRE	MAT. COLOR. PIG. PEINTURE	
COMMODITY TOTAL PLASTIC MATERIALS	DENMK	7			7	DANMK		
	GER	3			3	ALL		
COMMODITY TOTAL DYE STUFF, PIGMENT, PAINT		10			10		TOTAL DE MARCHANDISE	
	DENMK	1			1	DANMK	HUILE, GRAISSE LUBRIF.	
	GER	159			159	ALL	DERIVE PETR. CHARB. NDA	
	OTHER	44			44	AUTRE	TUYAUX, TUBES: FER, ACIER	
COMMODITY TOTAL LUBRICATING OIL, GREASE	SWEDN	5,349	277		5,626	SUEDE	CUIVRE ET ALLIAGES	
	OTHER	2,975	1,135		4,110	AUTRE		
COMMODITY TOTAL PETROL, COAL PROD. NES		8,324	1,412		9,736		TOTAL DE MARCHANDISE	
	SWEDN	1			1	SUEDE	OUVR. DE BASE EN METAL	
	DENMK		6		6	DANMK	PROD. MIN. NON-MET. BASE	
	DENMK	2			2	DANMK	OUVRAGES DIVERS	
	DENMK		43		43	DANMK	MACHINES NDA	
	GER	12			12	ALL		
	SWEDN	1,049	225		1,274	SUEDE		
	OTHER	585	79		664	AUTRE		
COMMODITY TOTAL MISC. FABRICATED PROD. MACHINERY NES		1,646	347		1,993		TOTAL DE MARCHANDISE	
	GER	1			1	ALL	VOITURES PART., CHASSIS	
	SWEDN	182	91		273	SUEDE		
	OTHER	48	7		55	AUTRE		
COMMODITY TOTAL TRUCKS AND CHASSIS		231	98		329		TOTAL DE MARCHANDISE	
	SWEDN	250			250	SUEDE	CAMIONS ET CHASSIS	
	SWEDN	88	36		124	SUEDE	MOTEURS DE VEH. AUTOM.	
	OTHER	44	18		62	AUTRE		
COMMODITY TOTAL ROAD MOTOR VEH. NES		132	54		186		TOTAL DE MARCHANDISE	
	NORW	1			1	NORV	VEH. AUTOM. ROUTIERS NDA	
	SWEON	135			135	SUEDE		
	OTHER	2			2	AUTRE		
COMMODITY TOTAL SHIPS, AIRCRAFT, MIS. VEH		138			138		TOTAL DE MARCHANDISE	
	GER	1			1	ALL	NAVIRES, AVIONS, VEH. DIV	
	SWEDN	2			2	SUEDE		
	OTHER	32			32	AUTRE		
COMMODITY TOTAL EQUIPMENT MISC.		35			35		TOTAL DE MARCHANDISE	
	DENMK		64		64	DANMK	MATERIEL DIVERS	
	OTHER	38			38	AUTRE		
COMMODITY TOTAL PERSONAL, HOUSEHOLD GOODS		38	64		102		TOTAL DE MARCHANDISE	
	DENMK	4			4	DANMK	ART. PERS. ET MENAGERS	
	GER	7			7	ALL		
	OTHER	1			1	AUTRE		
COMMODITY TOTAL CONTAINERS, CLOSURES		12			12		TOTAL DE MARCHANDISE	
	OTHER		1		1	AUTRE	CONTENEURS, FERMETURES	
	SWEDN	30			30	SUEDE	PRODUITS FINIS DIV. NDA	
	DENMK	1	2		3	DANMK	MARCHANDISES DIVERSES	
	NORW	7			7	NORV		
	SWEDN	1,191	65		1,256	SUEDE		
	OTHER	14			14	AUTRE		
COMMODITY TOTAL MISC. END PRODUCTS NES		1,199	81		1,280		TOTAL DE MARCHANDISE	
	U K	92,810		1,335	94,145	R U	SAET. CONTENEURS EN	
	DENMK	40	178	2,223	2,441	DANMK		



TABLE 14. COMMODITIES LOADED FOR FOREIGN COUNTRIES BY COUNTRY OF DESTINATION, REGISTRY OF VESSEL AND CANADIAN REGION - 1977

TABLEAU 14. MARCHANDISES CHARGÉES À DESTINATION DE PAYS ÉTRANGERS SELON LE PAYS DE DESTINATION, L'IMMATRICULATION DU NAVIRE ET LA RÉGION DU CANADA - 1977

SHORT TONS - TONNES COURTES							
COUNTRY OF DESTINATION AND KIND OF CARGO	REGISTRY OF VESSEL	ATLANTIC ATLANTIQUE	GREAT LAKES GRANDS LACS	PACIFIC PACIFIQUE	TOTAL TOTAL	IMMATRIC. DU NAVIRE	PAYS DE DESTINATION ET MARCHANDISE
FRANCE-ATLANT. CONT.							FRANCE-ATLANT. SUITE
	GER	112	400	1,962	2,474	ALL	
	GREEK	60	22	1,915	1,997	GRECQ	
	NETH	762			762	P.BAS	
	NORW	576			576	NORV	
	SWEDN	7,033	2,598	2,029	11,660	SUEDE	
	LIBER			104	104	LIBER	
	PANAM			282	282	PANAM	
	OTHER	14,539	939		15,478	AUTRE	
COMMODITY TOTAL		115,932	4,137	9,850	129,919		TOTAL DE MARCHANDISE
COUNTRY/REGION TOTAL		1,582,586*	13,025*	337,986*	1,933,597*		TOTAL DE PAYS/REGION
FRANCE-MEDITER							FRANCE-MEDITER
FISH, FRESH OR FROZEN	ITALY			36	36	ITAL	POISSON, FRAIS OU CONG.
FISH, CANNED	ITALY			169	169	ITAL	POISSON EN BOITES
	LIBER			9	9	LIBER	
COMMODITY TOTAL				178	178		TOTAL DE MARCHANDISE
WHEAT	U K	8,437			8,437	R U	BLE
	GREEK	20,944			20,944	GRECQ	
	NETH	15,843			19,843	P.BAS	
COMMODITY TOTAL		49,224			49,224		TOTAL DE MARCHANDISE
POTATOES	GREEK	2,956			2,956	GRECQ	POMMES DE TERRE
FEEDS, VEGETABLE ORIGIN	ITALY			40	40	ITAL	PROV. D'ORIGINE VEGETALE
ORES AND CONCENTRATES	ITALY			736	736	ITAL	MINERAIS ET CONC. NOA
ASBESTOS	ITALY			30	30	ITAL	AMIANTE
SULPHUR IN ORES	GREEK			24,041	24,041	GRECQ	SOUFRE EN MINERAIS
LUMBER AND TIMBER	ITALY			179	179	ITAL	BOIS D'OEUVRE ET CHARP.
	OTHER	4,125			4,125	AUTRE	
COMMODITY TOTAL		4,125		179	4,304		TOTAL DE MARCHANDISE
PULP	U K	1,584			1,584	R U	PATE
	NORW			3,437	3,437	NORV	
	LIBER			1,192	1,192	LIBER	
	OTHER	2,563			2,563	AUTRE	
COMMODITY TOTAL		4,147		4,629	8,776		TOTAL DE MARCHANDISE
COPPER AND ALLOYS	ITALY			64	64	ITAL	CUIVRE ET ALLIAGES
NON-FERROUS METALS NES	ITALY			171	171	ITAL	METEAUX NON-FERREUX NOA
PASS. AUTOS AND CHASSIS	ITALY			1	1	ITAL	VOITURES PART., CHASSIS
GENERAL CARGO	ITALY			110	110	ITAL	MARCHANDISES DIVERSES
CONTAINERIZED FREIGHT	GER	3,663			3,663	ALL	FRET CONTENEUREUSE
	ITALY	9,459		381	9,840	ITAL	
	LIBER	1,299		62	1,361	LIBER	
	PANAM	840			840	PANAM	
	OTHER	5,817			5,817	AUTRE	
COMMODITY TOTAL		21,078		443	21,521		TOTAL DE MARCHANDISE
COUNTRY/REGION TOTAL		81,530*	*	30,658*	112,188*		TOTAL DE PAYS/REGION
GERMANY WEST							ALLEMAGNE O.
FISH, FRESH OR FROZEN	U K			378	378	R U	POISSON, FRAIS OU CONG.
	DENMK	6,888		38	6,926	DANMK	
	GREEK	943			943	GRECQ	
	ITALY	4			4	ITAL	
	NETH	9,284			9,284	P.BAS	
	NORW	5,400			5,400	NORV	
	SWEDN			101	101	SUEDE	
	PANAM	1,068		85	1,153	PANAM	
	OTHER	11,072			11,072	AUTRE	
COMMODITY TOTAL		34,659		602	35,261		TOTAL DE MARCHANDISE
FISH, SALTED OR CURED	DENMK	6			6	DANMK	POISSON, SALE OU FUME
	NETH	985			985	P.BAS	
	NORW	1,153			1,153	NORV	
COMMODITY TOTAL		2,144			2,144		TOTAL DE MARCHANDISE
SHELL FISH, NES	DENMK	472			472	DANMK	MOLLUSQUES CRUST., NOA
	GER	2,418			2,418	ALL	
	NETH	50			50	P.BAS	
	NORW	20			20	NORV	
	OTHER	358			358	AUTRE	
COMMODITY TOTAL		3,318			3,318		TOTAL DE MARCHANDISE
BARLEY	GREEK	9,187	15,901		25,088	GRECQ	ORGE
	ITALY		3,373		3,373	ITAL	
	LIBER	7,405			7,405	LIBER	
	OTHER	9,005	11,486		20,491	AUTRE	
COMMODITY TOTAL		25,597	30,760		56,357		TOTAL DE MARCHANDISE
CORN	GREEK	6,065			6,065	GRECQ	MAIS
	LIBER	67,096			67,096	LIBER	
	CAN	7,952			7,952	CAN	
	OTHER	10,136			10,136	AUTRE	
COMMODITY TOTAL		91,249			91,249		TOTAL DE MARCHANDISE
HATS	PANAM		22,362		22,362	PANAM	AVOINE
	OTHER		50,967		50,967	AUTRE	
COMMODITY TOTAL			73,329		73,329		TOTAL DE MARCHANDISE
RYE	GREEK		18,845		18,845	GRECQ	SEIGLE
	OTHER		17,311		17,311	AUTRE	
COMMODITY TOTAL			36,156		36,156		TOTAL DE MARCHANDISE

TABLE 1A. COMMODITIES LOADED FOR FOREIGN COUNTRIES BY COUNTRY OF DESTINATION, REGISTRY OF VESSEL AND CANADIAN REGION - 1977

TABLÉAU 1A. MARCHANDISES CHARGÉES À DESTINATION DE PAYS ÉTRANGERS SELON LE PAYS DE DESTINATION, L'IMMATRICULATION DU NAVIRE ET LA RÉGION DU CANADA - 1977

COUNTRY OF DESTINATION AND KIND OF CARGO		REGISTRY OF VESSEL	SHORT TONS - TONNES COURTES			TOTAL	IMMATIC. DU NAVIRE	PAYS DE DESTINATION ET MARCHANDISE			
			ATLANTIC ATLANTIQUE	GREAT LAKES GRANDS LACS	PACIFIC PACIFIQUE			TOTAL			
GERMANY WEST WHEAT	CONT.	U K	42,448			42,448	R U	ALLEMAGNE O. BLE	SUITE		
		DENMK	9,429			9,429	DANMK				
		GER	52,084			52,084	ALL				
		GREEK	43,541			43,541	GREQQ				
		SWEDN	60,000			60,000	SUEDE				
		LIBER	64,680			64,680	LIBER				
		PANAM	17,361			17,361	PANAM				
		OTHER	70,259			70,259	AUTRE				
		COMMODITY TOTAL		359,802			359,802				TOTAL DE MARCHANDISE
		CEREALS UNMILLED, NES	OTHER		723		723			AUTRE	CEREALES NON MOUL., NDA
FRESH FRUITS, BERRIES	U K			97	97	R U	FRUITS, BAIES FRAIS				
	DENMK	101		25	126	DANMK					
	PANAM			89	89	PANAM					
COMMODITY TOTAL		101		211	312		TOTAL DE MARCHANDISE				
FROZEN FRUITS, BERRIES	NETH	5			5	P. BAS	FRUITS, BAIES CONGEELES				
	NORW	40			40	NORV					
COMMODITY TOTAL		45			45		TOTAL DE MARCHANDISE				
VEGETABLES, DRIED	GER	3			3	ALL	LEGUMES, SECS				
SAUSAGE SKINS, CASINGS	GER		3		3	ALL	BOYAUX A SAUCISSES				
HAY, FORAGE, STRAW	OTHER			1,061	1,061	AUTRE	FOIN, FOURRAGE, PAILLE				
FEEDS OF ANIMAL ORIGIN	DENMK	2,057			2,057	DANMK	PROV. D'ORIGINE ANIMALE				
	NORW	450			450	NORV					
COMMODITY TOTAL		2,507			2,507		TOTAL DE MARCHANDISE				
CONC. COMPLETE FEEDS	U K	7,956	9,173		17,129	R U	CONC., PROV. COMPLETES				
	GREEK		21,370		21,370	GREQQ					
	LIBER		7,263	11,996	19,259	LIBER					
	JAPAN			8,417	8,417	JAPON					
	PANAM		1,120		1,120	PANAM					
COMMODITY TOTAL		7,956	38,926	20,413	67,295		TOTAL DE MARCHANDISE				
CRUDE ANIMAL PROD. NES	OTHER			1	1	AUTRE	PR. BRITS. ORIG. ANIM. NES				
FLAXSEED	U K		10,259	16,884	27,143	R U	GRAINS DE LIN				
	GER		15,049		15,049	ALL					
	GREEK		7,044		7,044	GREQQ					
	NORW		3,052		3,052	NORV					
	LIBER		20,140	5,609	25,749	LIBER					
	PANAM		4,364		4,364	PANAM					
	OTHER		26,137		26,137	AUTRE					
COMMODITY TOTAL			86,045	22,493	108,538		TOTAL DE MARCHANDISE				
MUSTARD SEED	NORW	857			857	NORV	GRAINE DE MOUTARDE				
	LIBER		752		752	LIBER					
	OTHER		946		946	AUTRE					
COMMODITY TOTAL		857	1,698		2,555		TOTAL DE MARCHANDISE				
RAPESEED	GREEK		6,548		6,548	GREQQ	GRAINE DE COLZA				
	ITALY		983		983	ITAL					
	LIBER		10,463		10,463	LIBER					
	PANAM		7,471		7,471	PANAM					
	OTHER		2,195		2,195	AUTRE					
COMMODITY TOTAL			27,660		27,660		TOTAL DE MARCHANDISE				
OIL SEEDS, NUTS NES	ITALY		7,714		7,714	ITAL	GRAINES, NOIX OLEAG. NDA				
	LIBER		5,512		5,512	LIBER					
COMMODITY TOTAL			13,226		13,226		TOTAL DE MARCHANDISE				
LOGS	SWEDN		131		131	SUEDE	BILLES				
COPPER ORE AND CONC.	GREEK	6,500		27,188	33,688	GREQQ	MINERAI, CONC. CUIVRE				
	LIBER	4,565		58,168	62,733	LIBER					
	OTHER			5,505	5,505	AUTRE					
COMMODITY TOTAL		11,065		90,861	101,926		TOTAL DE MARCHANDISE				
IRON ORE AND CONC.	GER	248,652			248,652	ALL	MINERAI, CONC. DE FER				
	GREEK	13,175			13,175	GREQQ					
	NORW	137,088			137,088	NORV					
	LIBER	85,523			85,523	LIBER					
	JAPAN	165,092			165,092	JAPDN					
	OTHER	292,934			292,934	AUTRE					
COMMODITY TOTAL		942,464			942,464		TOTAL DE MARCHANDISE				
ZINC ORE AND CONC.	U K			5,841	5,841	R U	MINERAI, CONC. DE ZINC				
	SWEDN			6,149	6,149	SUEDE					
COMMODITY TOTAL				11,990	11,990		TOTAL DE MARCHANDISE				
ORES AND CONC. NES	NORW			4,500	4,500	NORV	MINERAI ET CONC. NDA				
NON-FERROUS MET. SCRAP	OTHER	2,424			2,424	AUTRE	DECHETS METAL. NON FER.				
SLAG, DRCS, BY-PRODUCTS	LIBER	8,400			8,400	LIBER	POUS. GUEUL. SCOR. PROD.				
COAL, BITUMINOUS	U K	29,000			29,000	R U	CHARBON BITUMINEUX				
	GER	33,000			33,000	ALL					
	GREEK	30,000			30,000	GREQQ					
	NORW	56,000			56,000	NORV					
	SWEDN	30,000			30,000	SUEDE					
	LIBER	77,780			77,780	LIBER					
	OTHER	26,000			26,000	AUTRE					
COMMODITY TOTAL		281,780			281,780		TOTAL DE MARCHANDISE				
ASBESTOS	GER	4,094			4,094	ALL	AMIANTE				
	OTHER	4,300		5,344	9,644	AUTRE					
COMMODITY TOTAL		8,394		5,344	13,738		TOTAL DE MARCHANDISE				
STONE, CRUDE NES	DENMK		1		1	DANMK	PIERRE BRUTE NDA				
WASTE AND SCRAP NES	GER	7			7	ALL	DECHETS ET REBUTS NDA				
	OTHER	3,703			3,703	AUTRE					
COMMODITY TOTAL		3,710			3,710		TOTAL DE MARCHANDISE				
LEATHER	GER	1			1	ALL	CUIR				
RUBBER FAB. MATERIALS	SWEDN	56			56	SUEDE	DEMI-PROD. CAOUTCHOUC				

TABLE 14. COMMODITIES LOADED FOR FOREIGN COUNTRIES BY COUNTRY OF DESTINATION, REGISTRY OF VESSEL AND CANADIAN REGION - 1977

TABLEAU 14. MARCHANDISES CHARGÉES À DESTINATION DE PAYS ÉTRANGERS SELON LE PAYS DE DESTINATION, L'IMMATRICULATION DU NAVIRE ET LA RÉGION DU CANADA - 1977

		SHORT TONS - TONNES COURTES							
COUNTRY OF DESTINATION AND KIND OF CARGO	REGISTRY OF VESSEL	ATLANTIC ATLANTIQUE	GREAT LAKES GRANDS LACS	PACIFIC PACIFIQUE	TOTAL TOTAL	IMMATIC. DU NAVIRE	PAYS DE DESTINATION ET MARCHANDISE		
GERMANY WEST LUMBER AND TIMBER	U K	9,658		10,821	20,479	R U	ALLEMAGNE O. ROIS D'OEUVRE ET CHARP. SUIITE		
	DENMK	241	1,487		1,728	DANMK			
	GER	1,391	3,316	3,350	8,057	ALL			
	GREEK			27,689	27,689	GRECQ			
	NORW	138	210	19,241	19,589	NORV			
	SWEDN		130	1,746	1,876	SUEDE			
	LIBER			3,951	3,951	LIBER			
	OTHER	109		6,733	6,842	AUTRE			
	COMMODITY TOTAL SHINGLES AND SHAKES		11,537	5,143	73,531	90,211			TOTAL DE MARCHANDISE BAR DE AUX, BAPD, FACADE
	COMMODITY TOTAL VENEER, PLYWOOD	U K			105	105		R U	TOTAL DE MARCHANDISE PLACAGES, CONTRE-PLAQ.
GREEK				489	489	GRECQ			
NORW				440	440	NORV			
LIBER				11	11	LIBER			
OTHER				1,045	1,045	AUTRE			
COMMODITY TOTAL COOPERAGE STOCK WOOD FAB. MATERIALS	U K	72		3,595	3,667	R U	TOTAL DE MARCHANDISE DEMI-PROD. TONNELLERIE DEMI-PRDUIITS EN BOIS		
	GER	11			11	ALL			
	GREEK			4,427	4,427	GRECQ			
	NORW			3,833	3,833	NORV			
	LIBER			2,687	2,687	LIBER			
COMMODITY TOTAL PULP	OTHER			1,330	1,330	AUTRE	TOTAL DE MARCHANDISE PATE		
	GER	83		15,872	15,955	ALL			
	NORW	358		88	446	NORV			
	SWEDN	606	32		638	SUEDE			
	OTHER	124		88	212	AUTRE			
COMMODITY TOTAL NEWSPRINT PAPER	U K	36,582		25,122	61,704	R U	TOTAL DE MARCHANDISE PAPIER JOURNAL		
	DENMK	1,449			1,449	DANMK			
	GER	5,219		6,102	11,321	ALL			
	GREEK	3,000		27,236	30,236	GRECQ			
	NORW	18,392		133,203	151,595	NORV			
	SWEDN			12,932	12,932	SUEDE			
	LIBER			1,674	1,674	LIBER			
	PANAM	5,261			5,261	PANAM			
	OTHER	10,760	2,155	28,926	41,841	AUTRE			
	COMMODITY TOTAL PAPER NES		80,663	2,155	235,195	318,013			TOTAL DE MARCHANDISE PAPIER NDA
COMMODITY TOTAL PAPERBOARD	U K	14,832			14,832	P U	TOTAL DE MARCHANDISE CARTON		
	DENMK	5,500			5,500	DANMK			
	GER	20,505			20,505	ALL			
COMMODITY TOTAL BLDG. PAPER AND BOARD TEXTILE FAB. MTL NES	NETH	2,000			2,000	P. BAS	TOTAL DE MARCHANDISE PLAQ. CONSTR., PAP/CART. OUVR. EN MAT. TEXT. NOA		
	NORW	10,069		221	10,290	NORV			
	SWEDN	2,500			2,500	SUEDE			
	LIBER	4,112			4,112	LIBER			
	OTHER	3,744			3,744	AUTRE			
	COMMODITY TOTAL		63,262		221	63,483			
	NORW				485	485		NORV	
	OTHER		104		104	AUTRE			
	COMMODITY TOTAL FISH, MARINE ANIMAL OIL	U K	28,129		5,584	33,713		R U	TOTAL DE MARCHANDISE HUIL. DE POISSON, AN. MAR
		DENMK	245			245		DANMK	
GER		986			986	ALL			
GREEK		2,559		2,086	4,645	GRECQ			
NETH		507			507	P. BAS			
NORW		10,600		2,438	13,038	NORV			
SWEDN				7,252	7,252	SUEDE			
OTHER		2,065		5,178	7,243	AUTRE			
COMMODITY TOTAL			45,091		22,538	67,629			
OTHER					145	145	AUTRE		
COMMODITY TOTAL VEG. OILS, FATS NES	GER	2			2	ALL	TOTAL DE MARCHANDISE HUIL. MAT. GRAS. VEG. NDA		
	NORW	1			1	NORV			
	OTHER	3			3	AUTRE			
COMMODITY TOTAL OILS, FATS, WAXES NES	DENMK	64			64	DANMK	TOTAL DE MARCHANDISE HUIL. MAT. GRAS. CIRE NDA		
	NORW	1,706			1,706	NORV			
	OTHER	1,770			1,770	AUTRE			
COMMODITY TOTAL INORGANIC CHEMS. NES	GER		4		4	ALL	TOTAL DE MARCHANDISE MAT. COLOR. PIG. PEINTURE TUYAUX, TUBES: FER, ACIER		
	LIBER		1,491		1,491	LIBER			
	GER	2			2	ALL			
COMMODITY TOTAL SYNTHETIC RUBBER	U K	40			40	R U	TOTAL DE MARCHANDISE CADUTCHOUQ SYNTHETIQUE MATIERES PLASTIQUES		
	SWEDN	3			3	SUEDE			
	OTHER	43			43	AUTRE			
COMMODITY TOTAL PLASTIC MATERIALS	SWEON	54			54	SUEDE	TOTAL DE MARCHANDISE MAT. COLOR. PIG. PEINTURE TUYAUX, TUBES: FER, ACIER		
	OTHER	109			109	AUTRE			
	DENMK	1			1	DANMK			
COMMODITY TOTAL PIPES, TUBES: IRON, STEEL	SWEDN		27		27	SUEDE	TOTAL DE MARCHANDISE CUIVRE ET ALLIAGES		
	OTHER	88			88	AUTRE			
	GER	88			115	DANMK			
COMMODITY TOTAL COPPER AND ALLOYS	DENMK	547			547	DANMK	TOTAL DE MARCHANDISE OUVR. DE BASE EN METAL		
	GER	1,471	1,249		2,720	ALL			
	NORW	825			825	NORV			
COMMODITY TOTAL METAL FAB. BASIC PROD.	SWEDN	1,373	608		1,981	SUEDE	TOTAL DE MARCHANDISE OUVR. DE BASE AMIANTE		
	OTHER	125			125	AUTRE			
	DENMK	3	2,169		6,510	DANMK			
COMMODITY TOTAL ASBESTOS BASIC PROD.	GER	48			48	ALL	TOTAL DE MARCHANDISE OUVR. DE BASE AMIANTE		
	GER	51			51	ALL			
	GER	11			11	ALL			



TABLE 1A. COMMODITIES LOADED FOR FOREIGN COUNTRIES BY COUNTRY OF DESTINATION, REGISTRY OF VESSEL AND CANADIAN REGION - 1977

TABLEAU 1A. MARCHANDISES CHARGÉES A DESTINATION DE PAYS ÉTRANGERS SELON LE PAYS DE DESTINATION, L'IMMATRICULATION DU NAVIRE ET LA RÉGION DU CANADA - 1977

		SHORT TONS - TONNES COURTES					
COUNTRY OF DESTINATION AND KIND OF CARGO	REGISTRY OF VESSEL	ATLANTIC ATLANTIQUE	GREAT LAKES GRANDS LACS	PACIFIC PACIFIQUE	TOTAL TOTAL	IMMATIC. DU NAVIRE	PAYS DE DESTINATION ET MARCHANDISE
<b>GERMANY WEST CONT.</b>							<b>ALLEMAGNE O. SUITE</b>
NON-MET. MIN. BASIC PROD	DENMK	1			1	DANMK	PROD. MIN. NON-MET. BASE
MACHINERY NES	DENMK	36			36	DANMK	MACHINES NDA
	GER	447	16		463	ALL	
	NORW	1			1	NORV	
	SWEDN	937	131		1,068	SUEDE	
	OTHER	439	48		487	AUTRE	
<b>COMMODITY TOTAL</b>		<b>1,860</b>	<b>195</b>		<b>2,055</b>		<b>TOTAL DE MARCHANDISE</b>
PASS. AUTOS AND CHASSIS	U K	3			3	R U	VOITURES PART., CHASSIS
	GER	4			4	ALL	
	SWEDN	326	41		367	SUEDE	
	OTHER	175	20		195	AUTRE	
<b>COMMODITY TOTAL</b>		<b>508</b>	<b>61</b>		<b>569</b>		<b>TOTAL DE MARCHANDISE</b>
TRUCKS AND CHASSIS	OTHER	16			16	AUTRE	CAMIONS ET CHASSIS
MOTOR VEHICLE ENGINES	SWEDN	27			27	SUEDE	MOTEURS DE VEH. AUTOM.
ROAD MOTOR VEH. NES	OTHER	1,450			1,450	AUTRE	VEH. AUTOM. ROUTIERS NDA
SHIPS, AIRCRAFT, MIS. VEH	DENMK		3		3	DANMK	NAVIRES, AVIONS, VEH. DIV
	GER	1			1	ALL	
	SWEDN	18			18	SUEDE	
	OTHER	14			14	AUTRE	
<b>COMMODITY TOTAL</b>		<b>33</b>	<b>3</b>		<b>36</b>		<b>TOTAL DE MARCHANDISE</b>
EQUIPMENT MISC.	GER		8		8	ALL	MATERIEL DIVERS
	NORW	19			19	NORV	
	SWEDN		47		47	SUEDE	
	OTHER	44			44	AUTRE	
<b>COMMODITY TOTAL</b>		<b>63</b>	<b>55</b>		<b>118</b>		<b>TOTAL DE MARCHANDISE</b>
PERSONAL, HOUSEHOLD GOODS	DENMK		5		5	DANMK	ART. PERS. ET MENAGERS
	GER	5			5	ALL	
	NORW			47	47	NORV	
<b>COMMODITY TOTAL</b>		<b>5</b>	<b>5</b>	<b>47</b>	<b>57</b>		<b>TOTAL DE MARCHANDISE</b>
FIREARMS, AMMUNITION	GER		2,613		2,613	ALL	ARMES A FEU, MUNITIONS
CONTAINERS, CLOSURES	SWEDN			137	137	SUEDE	CONTENEURS, FERMETURES
MISC. END PRODUCTS NES	DENMK		2		2	DANMK	PRODUITS FINIS DIV. NDA
	GER	1	5		6	ALL	
<b>COMMODITY TOTAL</b>		<b>1</b>	<b>7</b>		<b>8</b>		<b>TOTAL DE MARCHANDISE</b>
GENERAL CARGO	DENMK	153	10		163	DANMK	MARCHANDISES DIVERSES
	GER	1	11		12	ALL	
	NORW	5	1		6	NORV	
	SWEDN	430			430	SUEDE	
	OTHER	262			262	AUTRE	
<b>COMMODITY TOTAL</b>		<b>851</b>	<b>22</b>		<b>873</b>		<b>TOTAL DE MARCHANDISE</b>
CONTAINERIZED FREIGHT	U K	9,722		2,380	12,102	R U	FRET CONTENEURESE
	DENMK	149	315	1,578	2,042	DANMK	
	GER	5,270	1,722	2,585	9,577	ALL	
	GREEK	855	807	2,181	3,843	GREQC	
	NETH	2,382			2,382	P. BAS	
	NORW	1,078	105	211	1,394	NORV	
	SWEDN	9,518	223	3,701	13,442	SUEDE	
	LIBER	709		253	962	LIBER	
	PANAM			916	916	PANAM	
	OTHER	3,040	134		3,174	AUTRE	
<b>COMMODITY TOTAL</b>		<b>32,723</b>	<b>3,306</b>	<b>13,805</b>	<b>49,834</b>		<b>TOTAL DE MARCHANDISE</b>
<b>COUNTRY/REGION TOTAL</b>		<b>2,032,371*</b>	<b>325,946*</b>	<b>520,585*</b>	<b>2,878,902*</b>		<b>TOTAL DE PAYS/REGION</b>
<b>GREECE</b>							<b>GREEC</b>
FISH, FRESH OR FROZEN	OTHER			6	6	AUTRE	POISSON, FRAIS OU CONG.
FISH, CANNED	OTHER			56	56	AUTRE	POISSON EN BOITES
SHELL FISH, NES	OTHER			1	1	AUTRE	MOUSQUES CRUST., NDA
MILK POWDER	GREEK	1,000			1,000	GREQC	LAIT EN POUFRE
CORN	GREEK	8,008			8,008	GREQC	MAIS
WHEAT FLOUR	GREEK	116			116	GREQC	FARINE DE BLE
POTATOES	CAN	900			900	CAN	POMMES DE TERRE
	OTHER	2,797			2,797	AUTRE	
<b>COMMODITY TOTAL</b>		<b>3,697</b>			<b>3,697</b>		<b>TOTAL DE MARCHANDISE</b>
SOYA BEANS	LIBER	2,900			2,900	LIBER	GRAINE DE SOYA
LOGS	GREEK	2			2	GREQC	BILLES
ZINC ORE AND CONC.	GREEK			11,571	11,571	GREQC	MINERAL, CONC. DE ZINC
ASBESTOS	GREEK	442			442	GREQC	AMIANTE
	OTHER	1,100		2,774	3,874	AUTRE	
<b>COMMODITY TOTAL</b>		<b>1,542</b>		<b>2,774</b>	<b>4,316</b>		<b>TOTAL DE MARCHANDISE</b>
SULPHUR IN ORES	NORW			12,320	12,320	NORV	SOUFRE EN MINERAL
CRUDE NON-MET. MIN. NES	GREEK	2,685			2,685	GREQC	MIN. NON-MET. BRUTS NDA
	LIBER	1,323			1,323	LIBER	
<b>COMMODITY TOTAL</b>		<b>4,008</b>			<b>4,008</b>		<b>TOTAL DE MARCHANDISE</b>
LUMBER AND TIMBER	GREEK	3,508			3,508	GREQC	BOIS OEUVRE ET CHARP.
	ITALY			671	671	ITAL	
	OTHER			285	285	AUTRE	
<b>COMMODITY TOTAL</b>		<b>3,508</b>		<b>956</b>	<b>4,464</b>		<b>TOTAL DE MARCHANDISE</b>
VENEER, PLYWOOD	OTHER			63	63	AUTRE	PLACAGES, CONTRE-PLAC.
WOOD FAB. MATERIALS	OTHER			20	20	AUTRE	DEMI-PRODUITS EN BOIS
PULP	GREEK			11,627	11,627	GREQC	PATE
	PANAM			3,452	3,452	PANAM	
	OTHER	1,406		7,566	8,972	AUTRE	
<b>COMMODITY TOTAL</b>		<b>1,406</b>		<b>22,645</b>	<b>24,051</b>		<b>TOTAL DE MARCHANDISE</b>
NEWSPRINT PAPER	GREEK	2,244			2,244	GREQC	PIERRE JOURNAL

TABLE 14. COMMODITIES LOADED FOR FOREIGN COUNTRIES BY COUNTRY OF DESTINATION, REGISTRY OF VESSEL AND CANADIAN REGION - 1977

TABLÉAU 14. MARCHANDISES CHARGÉES À DESTINATION DE PAYS ÉTRANGERS SELON LE PAYS DE DESTINATION, L'IMMATRICULATION DU NAVIRE ET LA RÉGION DU CANADA - 1977

		SHORT TONS - TONNES COURTES						
COUNTRY OF DESTINATION AND KIND OF CARGO	REGISTRY OF VESSEL	ATLANTIC ATLANTIQUE	GREAT LAKES GRANOS LACS	PACIFIC PACIFIQUE	TOTAL TOTAL	IMMATRIC. DU NAVIRE	PAYS DE DESTINATION ET MARCHANDISE	
<b>GREECE CONT.</b>							<b>GRECE SUITE</b>	
	NORW	1,904			1,904	NORV		
	OTHER	2,153			2,153	AUTRE		
<b>COMMODITY TOTAL</b>		<b>6,301</b>			<b>6,301</b>		<b>TOTAL DE MARCHANDISE</b>	
PAPER NES	GREEK	2			2	GRECQ	PAPIER NOA	
	OTHER			23	23	AUTRE		
<b>COMMODITY TOTAL</b>		<b>2</b>		<b>23</b>	<b>25</b>		<b>TOTAL DE MARCHANDISE</b>	
PAPERBOARD	U K	640			640	R U	CARTON	
	GREEK	552			552	GRECQ		
	OTHER	918			918	AUTRE		
<b>COMMODITY TOTAL</b>		<b>2,110</b>			<b>2,110</b>		<b>TOTAL DE MARCHANDISE</b>	
TEXTILE FAB.MTL NES	GREEK	4			4	GRECQ	OUVR.EN MAT.TEXT.NDA	
	OTHER			50	50	AUTRE		
<b>COMMODITY TOTAL</b>		<b>4</b>		<b>50</b>	<b>54</b>		<b>TOTAL DE MARCHANDISE</b>	
INORGANIC CHEMS. NES	GREEK	5			5	GRECQ	PROD.CHIM.INORG.NDA	
BRICKS, TILES NES	GREEK	33			33	GRECQ	BRIQUES,TILES NOA	
MACHINERY NES	GREEK	35			35	GRECQ	MACHINES NDA	
	OTHER			1	1	AUTRE		
<b>COMMODITY TOTAL</b>		<b>35</b>		<b>1</b>	<b>36</b>		<b>TOTAL DE MARCHANDISE</b>	
PASS.AUTOS AND CHASSIS	GREEK	2		1	2	GRECQ	VOITURES PART.,CHASSIS	
MOTOR VEHICLE ENGINES	GREEK	10			10	GRECQ	MOTEURS DE VEH.AUTOM.	
RUBBER TIRES AND TUBES	GREEK	30			30	GRECQ	PNEUS, CHAMBRES A AIR	
PERSONAL,HOUSEHOLD GOODS	GREEK	1			1	GRECQ	ART.PERS.FT MENAGERS	
	OTHER			5	5	AUTRE		
<b>COMMODITY TOTAL</b>		<b>1</b>		<b>5</b>	<b>6</b>		<b>TOTAL DE MARCHANDISE</b>	
CONTAINERIZED FREIGHT	GER	3,212			3,212	ALL	FRET CONTENEURESE	
	GREEK	77			77	GRECQ		
	LIBER	3,484			3,484	LIBER		
	OTHER	11,378		3	11,381	AUTRE		
<b>COMMODITY TOTAL</b>		<b>18,151</b>		<b>3</b>	<b>18,154</b>		<b>TOTAL DE MARCHANDISE</b>	
<b>COUNTRY/REGION TOTAL</b>		<b>52,871*</b>	<b>*</b>	<b>50,494*</b>	<b>103,365*</b>		<b>TOTAL DE PAYS/REGION</b>	
<b>ICELAND</b>							<b>ISLANDE</b>	
WHEAT FLOUR	OTHER	1,261			1,261	AUTRE	FARINE DE BLE	
SPICES	OTHER	4			4	AUTRE	EPICES	
MISC.FOOD PREP.NES	OTHER	2			2	AUTRE	DIV.PREP.ALIM.NDA	
CONC.COMPLETE FEEDS	OTHER	628			628	AUTRE	CONC.,PROV.COMPLETES	
PAPERBOARD	OTHER	343			343	AUTRE	CARTON	
WIRE	OTHER	2			2	AUTRE	FIL METALLIQUE	
PASS.AUTOS AND CHASSIS	OTHER	3			3	AUTRE	VOITURES PART.,CHASSIS	
MOTOR VEHICLE ENGINES	OTHER	3			3	AUTRE	MOTEURS DE VEH.AUTOM.	
ROAD MOTOR VEH. NES	OTHER	1			1	AUTRE	VEH.AUTOM.ROUTIERS NDA	
RUBBER TIRES AND TUBES	OTHER	34			34	AUTRE	PNEUS, CHAMBRES A AIR	
MISC. END PRODUCTS NES	OTHER	10			10	AUTRE	PRODUITS FINIS DIV.NDA	
<b>COUNTRY/REGION TOTAL</b>		<b>2,291*</b>	<b>*</b>	<b>*</b>	<b>2,291*</b>		<b>TOTAL DE PAYS/REGION</b>	
<b>IRELAND</b>							<b>IRLANDE</b>	
OATS	OTHER		3,361		3,361	AUTRE	AVOINE	
CONC.COMPLETE FEEDS	OTHER		14,488		14,488	AUTRE	CONC.,PROV.COMPLETES	
LUMBER AND TIMBER	U K			9,283	9,283	R U	BOIS D'OEUVRE ET CHARP.	
	GREEK	9,724		2,415	12,139	GRECQ		
	NETH	1,329			1,329	P.BAS		
	NORW			2,982	2,982	NORV		
	PANAM	1,536			1,536	PANAM		
	OTHER	4,532		2,500	7,032	AUTRE		
<b>COMMODITY TOTAL</b>		<b>17,121</b>		<b>17,180</b>	<b>34,301</b>		<b>TOTAL DE MARCHANDISE</b>	
SHINGLES AND SHAKES	U K			5	5	R U	BARDEAUX,BARD.FACADE	
VENEER,PLYWOOD	U K			947	947	R U	PLACAGES,CONTRE-PLAQ.	
	NORW			36	36	NORV		
	OTHER			280	280	AUTRE		
<b>COMMODITY TOTAL</b>				<b>1,263</b>	<b>1,263</b>		<b>TOTAL DE MARCHANDISE</b>	
PULP	U K			572	572	R U	PATE	
	DENMK	1,110			1,110	DANMK		
	OTHER	1,142	1,143		2,285	AUTRE		
<b>COMMODITY TOTAL</b>		<b>2,252</b>	<b>1,143</b>	<b>572</b>	<b>3,967</b>		<b>TOTAL DE MARCHANDISE</b>	
NEWSPRINT PAPER	OTHER	11,981			11,981	AUTRE	PAPIER JOURNAL	
PAPERBOARD	U K			56	56	R U	CARTON	
ALUMINIUM	OTHER	75			75	AUTRE	ALUMINIUM	
CONTAINERIZED FREIGHT	U K	15,121			15,121	R U	FRET CONTENEURESE	
	OTHER	1,036			1,036	AUTRE		
<b>COMMODITY TOTAL</b>		<b>16,157</b>			<b>16,157</b>		<b>TOTAL DE MARCHANDISE</b>	
<b>COUNTRY/REGION TOTAL</b>		<b>47,586*</b>	<b>18,992*</b>	<b>19,076*</b>	<b>85,654*</b>		<b>TOTAL DE PAYS/REGION</b>	
<b>ITALY</b>							<b>ITALIE</b>	
FISH,FRESH OR FROZEN	ITALY			413	413	ITAL	POISSON,FRAIS DU CONG.	
	OTHER			80	80	AUTRE		
<b>COMMODITY TOTAL</b>				<b>493</b>	<b>493</b>		<b>TOTAL DE MARCHANDISE</b>	
FISH,CANNED	ITALY			63	63	ITAL	POISSON EN BOITES	
	OTHER			6	6	AUTRE		
<b>COMMODITY TOTAL</b>				<b>69</b>	<b>69</b>		<b>TOTAL DE MARCHANDISE</b>	
BARLEY	GER	50,664			50,664	ALL	ORGE	

TABLE 1A. COMMODITIES LOADED FOR FOREIGN COUNTRIES BY COUNTRY OF DESTINATION, REGISTRY OF VESSEL AND CANADIAN REGION - 1977

TABLEAU 1A. MARCHANDISES CHARGÉES A DESTINATION DE PAYS ÉTRANGERS SELON LE PAYS DE DESTINATION, L'IMMATRICULATION DU NAVIRE ET LA RÉGION DU CANADA - 1977

		SHORT TONS - TONNES COURTES						
COUNTRY OF DESTINATION AND KIND OF CARGO	REGISTRY OF VESSEL	ATLANTIC ATLANTIQUE	GREAT LAKES GRANDS LACS	PACIFIC PACIFIQUE	TOTAL TOTAL	IMMATIC. DU NAVIRE	PAYS DE DESTINATION ET MARCHANDISE	
ITALY	CONT.						ITALIE	
	GREEK	41,217			41,217	GRECO	SUITE	
	ITALY	556,972			556,972	ITAL		
	NETH	39,671			39,671	P.BAS		
	NORW			45,842	45,842	NORV		
	LIBER	67,955		50,512	118,467	LIBER		
	PANAM	7,056			7,056	PANAM		
	OTHER	5,600			5,600	AUTRE		
COMMODITY TOTAL		769,135		96,354	865,489		TOTAL DE MARCHANDISE	
CORN	GREEK	24,304			24,304	GRECO	MAIS	
	PANAM	19,760			19,760	PANAM		
	OTHER	8,400			8,400	AUTRE		
COMMODITY TOTAL		52,464			52,464		TOTAL DE MARCHANDISE	
OATS	GREEK		27,843		27,843	GRECO	AVOINE	
	ITALY		14,881		14,881	ITAL		
	LIBER		12,544		12,544	LIBER		
COMMODITY TOTAL			55,268		55,268		TOTAL DE MARCHANDISE	
WHEAT	U K	182,697			182,697	R U	BLE	
	GER	79,490			79,490	ALL		
	GREEK	149,754			149,754	GRECO		
	ITALY	214,569			214,569	ITAL		
	NETH	41,744			41,744	P.BAS		
	NORW	135,623			135,623	NORV		
	LIBER	229,967			229,967	LIBER		
	PANAM	126,981			126,981	PANAM		
	CAN	26,171			26,171	CAN		
	OTHER	98,364			98,364	AUTRE		
COMMODITY TOTAL		1,285,360			1,285,360		TOTAL DE MARCHANDISE	
POTATDES	CAN	230			230	CAN	POMMES DE TERRE	
	OTHER	7,716			7,716	AUTRE		
COMMODITY TOTAL		7,946			7,946		TOTAL DE MARCHANDISE	
VEGETABLES, DRIED	OTHER		78		78	AUTRE	LEGUMES, SECS	
CONC. COMPLETE FEEDS	OTHER			99	99	AUTRE	CONC., PROV. COMPLETES	
CRUDE ANIMAL PROD. NES	ITALY			4	4	ITAL	PR. BRUTS ORIG. ANIM. NDA	
	OTHER	2			2	AUTRE		
COMMODITY TOTAL		2		4	6		TOTAL DE MARCHANDISE	
SEEDS FOR SOWING NES	OTHER	8			8	AUTRE	GRAINES DE SEMENCE NDA	
RAPSEED	JAPAN			2,128	2,128	JAPON	GRAINE DE COLZA	
LOGS	OTHER	479			479	AUTRE	BILLES	
PULPWOOD	GER	3,167			3,167	ALL	BOIS A PATE	
COMMODITY TOTAL		3,167		1,212	1,212	AUTRE	TOTAL DE MARCHANDISE	
TEXTILE FIBRES NES	OTHER		4		4	AUTRE	FIBRES TEXTILES NDA	
IRON DRE AND CONC	GER	51,028			51,028	ALL	MINERAL, CONC. DE FER	
	ITALY	1,442,633			1,442,633	ITAL		
	NORW	173,933			173,933	NORV		
	LIBER	258,545			258,545	LIBER		
	JAPAN	93,915			93,915	JAPON		
	OTHER	55,586			55,586	AUTRE		
COMMODITY TOTAL		2,075,640			2,075,640		TOTAL DE MARCHANDISE	
ZINC ORE AND CONC. NES	OTHER	15,139			15,139	AUTRE	MINERAL, CONC. DE ZINC	
ORES AND CONC. NES	ITALY			7	7	ITAL	MINERAIS ET CONC. NDA	
IRON AND STEEL SCRAP	GREEK	9,520			9,520	GRECO	DECHETS DE FER, DACIER	
	OTHER	14,557			14,557	AUTRE		
COMMODITY TOTAL		24,077			24,077		TOTAL DE MARCHANDISE	
COAL, BITUMINOUS	ITALY	36,920			36,920	ITAL	CHARBON BITUMINEUX	
ASBESTOS	ITALY			3,020	3,020	ITAL	AMIANTE	
	OTHER			715	715	AUTRE		
COMMODITY TOTAL				3,735	3,735		TOTAL DE MARCHANDISE	
STONE, CRUDE NES	OTHER	123			123	AUTRE	PIERRE BRUTE NDA	
SULPHUR IN ORES	GREEK			79,538	79,538	GRECO	SOUFRE EN MINERAL	
	ITALY			20,720	20,720	ITAL		
	LIBER			134,234	134,234	LIBER		
	OTHER			40,335	40,335	AUTRE		
COMMODITY TOTAL				274,827	274,827		TOTAL DE MARCHANDISE	
CRUDE NON-MET. MIN. NES	GREEK	3,325			3,325	GRECO	MIN. NON-MET. BRUTS NDA	
	LIBER	4,425			4,425	LIBER		
COMMODITY TOTAL		7,750			7,750		TOTAL DE MARCHANDISE	
LUMBER AND TIMBER	U K			100	100	R U	BOIS D'OEUVRE ET CHARP.	
	DENMK		720		720	DANMK		
	GREEK			2,848	2,848	GRECO		
	ITALY			10,254	10,254	ITAL		
	NORW			4,497	4,497	NORV		
	LIBER			4,343	4,343	LIBER		
	JAPAN			2,083	2,083	JAPON		
	PANAM			236	236	PANAM		
	OTHER		1,304	7,392	8,696	AUTRE		
COMMODITY TOTAL			2,024	31,753	33,777		TOTAL DE MARCHANDISE	
SHINGLES AND SHAKES	JAPAN			3	3	JAPON	BARDEAUX, BARD. FACADE	
VENEER, PLYWOOD	ITALY			2,071	2,071	ITAL	PLACAGES, CONTRE-PLAQ.	
	NORW			44	44	NORV		
	LIBER			63	63	LIBER		
	JAPAN			59	59	JAPON		
	OTHER			889	889	AUTRE		
COMMODITY TOTAL				3,126	3,126		TOTAL DE MARCHANDISE	
PULP	U K	10,940			10,940	R U	PATE	
	GER	6,299			6,299	ALL		



TABLE 14. COMMODITIES LOADED FOR FOREIGN COUNTRIES BY COUNTRY OF DESTINATION, REGISTRY OF VESSEL AND CANADIAN REGION - 1977

TABLEAU 14. MARCHANDISES CHARGÉES À DESTINATION DE PAYS ÉTRANGER SELON LE PAYS DE DESTINATION, L'IMMATRICULATION DU NAVIRE ET LA RÉGION DU CANADA - 1977

		SHORT TONS - TONNES COURTES						
COUNTRY OF DESTINATION AND KIND OF CARGO	REGISTRY OF VESSEL	ATLANTIC ATLANTIQUE	GREAT LAKES GRANDS LACS	PACIFIC PACIFIQUE	TOTAL TOTAL	IMMATRIC. DU NAVIRE	PAYS DE DESTINATION ET MARCHANDISE	
<b>ITALY</b>	<b>CONT.</b>						<b>ITALIE</b>	<b>SUITE</b>
	GREEK	2,799		16,755	19,554	GRECO		
	ITALY			23,069	23,069	ITAL		
	NORW	39,783		74,620	114,403	NORV		
	LIBER			20,799	20,799	LIBER		
	JAPAN			9,453	9,453	JAPON		
	PANAM			8,794	8,794	PANAM		
	OTHER	45,143		75,344	120,487	AUTRE		
<b>COMMODITY TOTAL</b>		<b>104,964</b>		<b>236,710</b>	<b>341,674</b>		<b>TOTAL DE MARCHANDISE</b>	
NEWSPRINT PAPER	GREEK	1,099			1,099	GRECO	PAPIER JOURNAL	
PAPER NES	GREEK	1,095			1,095	GRECO	PAPIER NDA	
PAPERBOARD	ITALY			2,365	2,365	ITAL	CARTON	
	OTHER	661			661	AUTRE		
<b>COMMODITY TOTAL</b>		<b>661</b>		<b>2,365</b>	<b>3,026</b>		<b>TOTAL DE MARCHANDISE</b>	
TEXTILE FAB. MTL NES	ITALY			1	1	ITAL	OUVR. EN MAT. TEXT. NDA	
INORGANIC CHEM. NES	ITALY			162	162	ITAL	PROD. CHIM. INORG. NDA	
	OTHER	2		79	81	AUTRE		
<b>COMMODITY TOTAL</b>		<b>2</b>		<b>241</b>	<b>243</b>		<b>TOTAL DE MARCHANDISE</b>	
ORGANIC CHEMICALS NES	NORW	11,913			11,913	NORV	PROD. CHIM. ORGAN. NDA	
PLASTIC MATERIALS	OTHER	4		79	83	AUTRE	MATIERES PLASTIQUES	
PIG IRON	GREEK	5,786			5,786	GRECO	FER EN GUEUSE	
	ITALY	4,480			4,480	ITAL		
	NORW	10,640			10,640	NORV		
	LIBER	26,924			26,924	LIBER		
	OTHER	6,720			6,720	AUTRE		
<b>COMMODITY TOTAL</b>		<b>54,550</b>			<b>54,550</b>		<b>TOTAL DE MARCHANDISE</b>	
PLATE & SHEET STEEL	GREEK		12,543		12,543	GRECO	TOLES, FEUILLES DACIER	
	ITALY		17,533		17,533	ITAL		
	JAPAN		10,431		10,431	JAPON		
	PANAM		9,991		9,991	PANAM		
	OTHER		7,301		7,301	AUTRE		
<b>COMMODITY TOTAL</b>			<b>57,799</b>		<b>57,799</b>		<b>TOTAL DE MARCHANDISE</b>	
STRUCTURAL SHAPES	ITALY		3,770		3,770	ITAL	PROFILES OF CONSTRUCT.	
	PANAM		1,369		1,369	PANAM		
<b>COMMODITY TOTAL</b>			<b>5,139</b>		<b>5,139</b>		<b>TOTAL DE MARCHANDISE</b>	
LEAD AND ALLOYS	ITALY			540	540	ITAL	PLOMB ET ALLIAGES	
	JAPAN			219	219	JAPON		
<b>COMMODITY TOTAL</b>				<b>759</b>	<b>759</b>		<b>TOTAL DE MARCHANDISE</b>	
NON-FERROUS METALS NES	ITALY		143	9	152	ITAL	METAUX NON-FERREUX NDA	
	OTHER			7	7	AUTRE		
<b>COMMODITY TOTAL</b>			<b>143</b>	<b>16</b>	<b>159</b>		<b>TOTAL DE MARCHANDISE</b>	
METAL FAB. BASIC PROD.	OTHER			2	2	AUTRE	OUVR. DE BASF EN METAL	
NON-MET. MIN. BASIC PROD	ITALY	3,307			3,307	ITAL	PROD. MIN. NON-MET. BASE	
	OTHER			4	4	AUTRE		
<b>COMMODITY TOTAL</b>		<b>3,307</b>		<b>4</b>	<b>3,311</b>		<b>TOTAL DE MARCHANDISE</b>	
MACHINERY NES	ITALY			50	50	ITAL	MACHINES NDA	
	LIBER			5	5	LIBER		
	OTHER	18		3	21	AUTRE		
<b>COMMODITY TOTAL</b>		<b>18</b>		<b>58</b>	<b>76</b>		<b>TOTAL DE MARCHANDISE</b>	
PASS. AUTOS AND CHASSIS	ITALY			4	4	ITAL	VOITURES PART., CHASSIS	
MOTOR VEHICLE ENGINES	OTHER		10		10	AUTRE	MOTEURS DE VEH. AUTOM.	
EQUIPMENT MISC.	ITALY			19	19	ITAL	MATERIEL DIVERS	
	OTHER			1	1	AUTRE		
<b>COMMODITY TOTAL</b>				<b>20</b>	<b>20</b>		<b>TOTAL DE MARCHANDISE</b>	
PERSONAL, HOUSEHOLD GOODS	ITALY			3	3	ITAL	ART. PERS. ET MENAGERS	
	OTHER	23	2	2	27	AUTRE		
<b>COMMODITY TOTAL</b>		<b>23</b>	<b>2</b>	<b>5</b>	<b>30</b>		<b>TOTAL DE MARCHANDISE</b>	
MISC. END PRODUCTS NES	OTHER	1			1	AUTRE	PRODUITS FINIS DIV. NDA	
GENERAL CARGO	LIBER	1			1	LIBER	MARCHANDISES DIVERSES	
CONTAINERIZED FREIGHT	CER	14,813			14,813	ALL	FRET CONTENEURESE	
	ITALY	38,206		2,113	40,319	ITAL		
	LIBER	8,580		52	8,632	LIBER		
	JAPAN			80	80	JAPON		
	PANAM	14,353			14,353	PANAM		
	OTHER	51,763	78	1,009	52,850	AUTRE		
<b>COMMODITY TOTAL</b>		<b>127,715</b>	<b>78</b>	<b>3,254</b>	<b>131,047</b>		<b>TOTAL DE MARCHANDISE</b>	
<b>COUNTRY/REGION TOTAL</b>		<b>4,583,563*</b>	<b>120,545*</b>	<b>657,328*</b>	<b>5,361,436*</b>		<b>TOTAL DE PAYS/REGION</b>	
<b>NETHERLANDS</b>							<b>PAYS-BAS</b>	
MEAT, FRESH OR FROZEN	U K	400			400	R U	VIANDE, FRAICHE / CONG.	
	OTHER	70			70	AUTRE		
<b>COMMODITY TOTAL</b>		<b>470</b>			<b>470</b>		<b>TOTAL DE MARCHANDISE</b>	
FISH, FRESH OR FROZEN	U K	339		3,234	3,573	R U	POISSON, FRAIS OU CONG.	
	DENMK	624		69	693	DANMK		
	NETH	4,610			4,610	P. BAS		
	LIBER	7			7	LIBER		
	PANAM	996		1,005	2,001	PANAM		
	OTHER	571			571	AUTRE		
<b>COMMODITY TOTAL</b>		<b>7,147</b>		<b>4,308</b>	<b>11,455</b>		<b>TOTAL DE MARCHANDISE</b>	
FISH, SALTED OR CURED	DENMK	77			77	DANMK	POISSON, SALE OU FUME	
	NETH	120			120	P. BAS		
<b>COMMODITY TOTAL</b>		<b>197</b>			<b>197</b>		<b>TOTAL DE MARCHANDISE</b>	
FISH, CANNED	OTHER			4	4	AUTRE	POISSON EN BOITES	
SHELL FISH, NES	NETH	7			7	P. BAS	MOLLUSQUES CRUST., NDA	
	OTHER	12			12	AUTRE		
<b>COMMODITY TOTAL</b>		<b>19</b>			<b>19</b>		<b>TOTAL DE MARCHANDISE</b>	

TABLE 1A. COMMODITIES LOADED FOR FOREIGN COUNTRIES BY COUNTRY OF DESTINATION, REGISTRY OF VESSEL AND CANADIAN REGION - 1977

TABLEAU 1A. MARCHANDISES CHARGÉES À DESTINATION DE PAYS ÉTRANGERS SELON LE PAYS DE DESTINATION, L'IMMATRICULATION DU NAVIRE ET LA RÉGION DU CANADA - 1977

COUNTRY OF DESTINATION AND KIND OF CARGO		REGISTRY OF VESSEL	SHORT TONS - TONNES COURTES				TOTAL IMMATRIC. DU NAVIRE	PAYS DE DESTINATION ET MARCHANDISE	
			ATLANTIC ATLANTIQUE	GREAT LAKES GRANDS LACS	PACIFIC PACIFIQUE	TOTAL TOTAL			
NETHERLANDS CONT. BARLEY		GREEK	6,687	3,136		9,823	GRECQ	PAYS-BAS	SUITE
		NORW	40,324			40,324	NORV	ORGE	
		LIBER	8,144	5,040	3,960	17,144	LIBER		
		OTHER	200			200	AUTRE		
COMMODITY TOTAL CORN			55,355	8,176	3,960	67,491		TOTAL DE MARCHANDISE MAIS	
		U K	625			625	R U		
		GREEK	3,584			3,584	GRECQ		
		NORW	41,941			41,941	NORV		
		OTHER	19,541			19,541	AUTRE		
COMMODITY TOTAL OATS			65,691	16,757		65,691		TOTAL DE MARCHANDISE AVOINE	
		U K		16,757		16,757	R U		
		GREEK		3,178		3,178	GRECQ		
		NORW	4,653			4,653	NORV		
		LIBER		8,703		8,703	LIBER		
		PANAM		17,167		17,167	PANAM		
		OTHER		7,218		7,218	AUTRE		
COMMODITY TOTAL RYE			4,653	53,023		57,676		TOTAL DE MARCHANDISE SEIGLE	
		GREEK		5,762		5,762	GRECQ		
		NORW	5,099			5,099	NORV		
		LIBER		3,307		3,307	LIBER		
COMMODITY TOTAL WHEAT			5,099	9,069		14,168		TOTAL DE MARCHANDISE BLE	
		U K	52,798	10,913		63,711	R U		
		GER	9,520			9,520	ALL		
		GREEK	103,233		21,279	124,512	GRECQ		
		NORW	68,263			68,263	NORV		
		LIBER	126,412	17,968		144,380	LIBER		
		PANAM	13,332			13,332	PANAM		
		OTHER	146,662	4,130		150,792	AUTRE		
COMMODITY TOTAL CEREALS UNMILLED, NES			520,220	33,011	21,279	574,510		TOTAL DE MARCHANDISE CEREALES NON MOULUES	
FRESH FRUITS, BERRIES		U K		509		509	R U	CEREALES NON MOULUES	
POTATOES		U K			48	48	R U	FRUITS, BAIES FRAIS	
		U K	5,251			5,251	R U	POMMES DE TERRE	
		PANAM	4,966			4,966	PANAM		
		OTHER	4,527			4,527	AUTRE		
COMMODITY TOTAL SAUSAGE SKINS, CASINGS			14,744			14,744		TOTAL DE MARCHANDISE BOYAUX A SAUCISSES	
HULLS, SCREENINGS, CHAFF		NORW	3			3	NORV	ECOLURES, CRTBLUFES, BAL	
		U K	5,656	5,175		10,831	R U		
		GREEK		362		362	GRECQ		
		LIBER		1,487	3,031	4,518	LIBER		
		PANAM		488		488	PANAM		
		OTHER		14,080	932	15,012	AUTRE		
COMMODITY TOTAL BRAN, SHORTS, MIDDINGS			5,656	21,592	3,963	31,211		TOTAL DE MARCHANDISE SON, ISSUES DE CEREALES	
		U K	3,694			3,694	R U	SON, ISSUES DE CEREALES	
		U K	3,036			3,036	R U	CEREALES MOULUES NOA	
		GREEK		3,528		3,528	GRECQ	FARINE TOUR. GR. SOYA	
		GREEK	7,840			7,840	GRECQ	PROV. D'ORIGINE VEGETALE	
		LIBER	7,504			7,504	LIBER		
		OTHER	8,400			8,400	AUTRE		
COMMODITY TOTAL CONC. COMPLETE FEEDS			23,744			23,744		TOTAL DE MARCHANDISE CONC., PROV. COMPLETES	
		U K	12,172	22,676	775	35,623	R U		
		GREEK	9,002	17,982		26,984	GRECQ		
		NORW	17,061			17,061	NORV		
		SWEDN	6,000			6,000	SUEDE		
		LIBER	8,400		25,553	33,953	LIBER		
		JAPAN			6,661	6,661	JAPON		
		PANAM		1,102		1,102	PANAM		
		OTHER	32,649	21,028	5,813	59,490	AUTRE		
COMMODITY TOTAL FLAXSEED			85,284	62,788	38,802	186,874		TOTAL DE MARCHANDISE GRAINE DE LIN	
		U K		26,208	5,124	31,332	R U		
		GREEK		27,330	9,128	36,458	GRECQ		
		LIBER	325	12,709	1,477	14,511	LIBER		
		PANAM		5,503		5,503	PANAM		
		OTHER		37,358		37,358	AUTRE		
COMMODITY TOTAL MUSTARD SEED			325	109,108	15,729	125,162		TOTAL DE MARCHANDISE GRAINE DE MOUTARDE	
		U K		6,290		6,290	R U		
		GREEK		11,170		11,170	GRECQ		
		OTHER		765		765	AUTRE		
COMMODITY TOTAL RAPESEED				18,225		18,225		TOTAL DE MARCHANDISE GRAINE DE COLZA	
		U K		3,644	38,075	41,719	R U		
		GREEK		33,408	4,135	37,543	GRECQ		
		NORW			3,578	3,578	NORV		
		LIBER		11,552	54,133	65,685	LIBER		
		PANAM		12,496		12,496	PANAM		
		OTHER		28,111	2,103	30,214	AUTRE		
COMMODITY TOTAL SOYA BEANS				89,211	102,024	191,235		TOTAL DE MARCHANDISE GRAINE DE SOYA	
		U K	16,800			16,800	R U		
		GREEK	7,661			7,661	GRECQ		
		NORW	20,160			20,160	NORV		
		LIBER	224			224	LIBER		
		OTHER	9,345			9,345	AUTRE		
COMMODITY TOTAL OIL SEEDS, NUTS NES			54,190			54,190		TOTAL DE MARCHANDISE GRAINES, NOIX DELEG. NOA	
		U K		13,729		13,729	R U		
		GREEK		2,015		2,015	GRECQ		
COMMODITY TOTAL IRON ORE AND CONC				15,744		15,744		TOTAL DE MARCHANDISE MINERAI, CONC. DE FER	
		U K	616,246			616,246	R U		
		GER	1,263,050			1,263,050	ALL		

TABLE 14. COMMODITIES LOADED FOR FOREIGN COUNTRIES BY COUNTRY OF DESTINATION, REGISTRY OF VESSEL AND CANADIAN REGION - 1977

TABLEAU 14. MARCHANDISES CHARGÉES À DESTINATION DE PAYS ÉTRANGERS SELON LE PAYS DE DESTINATION, L'IMMATRICULATION DU NAVIRE ET LA RÉGION DU CANADA - 1977

COUNTRY OF DESTINATION AND KIND OF CARGO		REGISTRY OF VESSEL	ATLANTIC ATLANTIQUE	GREAT LAKES GRANDS LACS	PACIFIC PACIFIQUE	TOTAL TOTAL	IMMATIC. DU NAVIRE	PAYS DE DESTINATION ET MARCHANDISE
NETHERLANDS CONT.								PAYS-BAS SUITE
		GREEK	166,403			166,403	GRECQ	
		NORW	2,453,239			2,453,239	NORV	
		LIBER	428,388			428,388	LIBER	
		JAPAN	833,752			833,752	JAPON	
	COMMODITY TOTAL		5,761,078			5,761,078		TOTAL DE MARCHANDISE
	LEAD ORE AND CONC.	OTHER			302	302	AUTRE	MINÉRAI, CONC. DE PLOMB
	TITANIUM DRE	U K	34,720			34,720	R U	MINÉRAI DE TITANE
		GER	35,837			35,837	ALL	
	COMMODITY TOTAL		70,557			70,557		TOTAL DE MARCHANDISE
	DRES AND CONC.NES	GREEK	9,307			9,307	GRECQ	MINÉRAIS ET CONC.NDA
	SLAG, DROSS, BY-PRODUCTS	U K	69,539			69,539	R U	POUS. GUEUL. SCOR. PROD.
		GER	28,000			28,000	ALL	
		NORW	74,409			74,409	NORV	
		LIBER	22,400			22,400	LIBER	
	COMMODITY TOTAL		194,348			194,348		TOTAL DE MARCHANDISE
	ASBESTOS	OTHER			4,056	4,056	AUTRE	AMIANTE
	CRUDE NON-MET. MIN.NES	U K	17,515			17,515	R U	MIN. NON-MET. BRUTS NDA
		GREEK		1,222		1,222	GRECQ	
		OTHER	4,636			4,636	AUTRE	
	COMMODITY TOTAL		22,151	1,222		23,373		TOTAL DE MARCHANDISE
	LUMBER AND TIMBER	U K	3,253			3,253	R U	BOIS D'OEUVRE ET CHARP.
		DENMK	252	2,640		2,892	DANMK	
		GER	3,563	5,836		9,399	ALL	
		GREEK	1,859	285		2,144	GRECQ	
		NETH	710			710	P. BAS	
		NORW	828	754		1,582	NORV	
		SWEON	604			604	SUEDE	
		LIBER			4,085	4,085	LIBER	
		OTHER	347	346		693	AUTRE	
	COMMODITY TOTAL		11,416	9,861	26,739	48,016		TOTAL DE MARCHANDISE
	SHINGLES AND SHAKES	GREEK			29	29	GRECQ	BARDEAUX, BARD. FACADE
		NORW			40	40	NORV	
	COMMODITY TOTAL				69	69		TOTAL DE MARCHANDISE
	VENIER, PLYWOOD	U K	98			98	R U	PLACAGES, CONTRE-PLAQ.
		GREEK			396	396	GRECQ	
		NORW			2,944	2,944	NORV	
		LIBER			3,304	3,304	LIBER	
		OTHER			1,987	1,987	AUTRE	
	COMMODITY TOTAL		98		10,853	10,951		TOTAL DE MARCHANDISE
	WOOD FAB. MATERIALS	SWEON	748	45		793	SUEDE	DEMI-PRODUITS EN BOIS
	PULP	U K	5,055			5,055	R U	PATE
		GER	3,539			3,539	ALL	
		GREEK	2,061			2,061	GRECQ	
		NETH			15,316	15,316	P. BAS	
		NORW	14,091			14,091	NORV	
		SWEON			952	952	SUEDE	
		LIBER	3,241		1,126	4,367	LIBER	
		PANAM	4,907			4,907	PANAM	
		OTHER	2,140	4,634	30,598	37,372	AUTRE	
	COMMODITY TOTAL		35,034	4,634	130,007	169,675		TOTAL DE MARCHANDISE
	NEWSPRINT PAPER	U K	10,473			10,473	R U	PAPIER JOURNAL
		GREEK	7,845			7,845	GRECQ	
		NORW	2,614			2,614	NORV	
		SWEON	2,500			2,500	SUEDE	
		JAPAN	3,200			3,200	JAPON	
		OTHER	7,947			7,947	AUTRE	
	COMMODITY TOTAL		34,579			34,579		TOTAL DE MARCHANDISE
	PAPERBOARD	U K	9,291			9,291	R U	CARTON
		GER	4,262			4,262	ALL	
		GREEK	375			375	GRECQ	
		NETH	153			153	P. BAS	
		NORW	1,423			1,423	NORV	
		SWEON	1,105			1,105	SUEDE	
	COMMODITY TOTAL		16,609			16,609		TOTAL DE MARCHANDISE
	TEXTILE FAB. MTL NES	NORW	4			4	NORV	OUVR. EN MAT. TEXT. NDA
	ANIMAL CILS, EXC. MARINE	GREEK	559	876		1,435	GRECQ	HUIL. ANIM. SAUF AN. MAR.
		NORW	27,282	4,522		31,804	NORV	
		LIBER	11,739	12,711		24,450	LIBER	
	COMMODITY TOTAL		39,580	18,109		57,689		TOTAL DE MARCHANDISE
	FISH, MARINE ANIMAL CIL	NORW			710	710	NORV	HUIL. DE POISSON, AN. MAR
	VEG. OILS, FATS NES	NORW	331	2,104		2,435	NORV	HUIL. MAT. GRAS. VEG. NDA
		LIBER	1,151	2,384		3,535	LIBER	
	COMMODITY TOTAL		1,482	4,488		5,970		TOTAL DE MARCHANDISE
	OILS, FATS, WAXES NES	NORW		1,041		1,041	NORV	HUIL. MAT. GRAS. CIRE NDA
	GLYCOL	LIBER	553			553	LIBER	GLYCOL
	ORGANIC CHEMICALS NES	U K	5,582			5,582	R U	PROD. CHIM. ORGAN. NDA
		NORW	81,103	56,082		137,185	NORV	
		LIBER	25,696	27,195		52,891	LIBER	
		OTHER	1,653	10,720		12,373	AUTRE	
	COMMODITY TOTAL		114,034	93,997		208,031		TOTAL DE MARCHANDISE
	DYESTUFF, PIGMENT, PAINT	GER		2		2	ALL	MAT. COLOR. PIC. PEINTURE
	CHEM. SPECIALTIES NES	GER	2,316			2,316	ALL	PROD. CHEM. SPECIAUX NDA
		NORW	2,155			2,155	NORV	
		LIBER	3,306			3,306	LIBER	
	COMMODITY TOTAL		7,777			7,777		TOTAL DE MARCHANDISE
	GASOLINE	U K	32,226			32,226	R U	ESSENCE



TABLE 1A. COMMODITIES LOADED FOR FOREIGN COUNTRIES BY COUNTRY OF DESTINATION, REGISTRY OF VESSEL AND CANADIAN REGION - 1977

TABLEAU 1A. MARCHANDISES CHARGÉES A DESTINATION DE PAYS ÉTRANGERS SELON LE PAYS DE DESTINATION, L'IMMATRICULATION DU NAVIRE ET LA RÉGION DU CANADA - 1977

COUNTRY OF DESTINATION AND KIND OF CARGO		REGISTRY OF VESSEL	ATLANTIC ATLANTIQUE	GREAT LAKES GRANDS LACS	PACIFIC PACIFIQUE	TOTAL TOTAL	IMMATIC. DU NAVIRE	PAYS DE DESTINATION ET MARCHANDISE
NETHERLANDS CONT.								PAYS-BAS SUITE
COKE		GREEK	24,972			24,972	GRECQ	COKE
		NORW	38,801			38,801	NORV	
		LIBER			13,055	13,055	LIBER	
		OTHER	5,152			5,152	AUTRE	
COMMODITY TOTAL			68,925		13,055	81,980		TOTAL DE MARCHANDISE
PETROL, COAL PRCD. NES		NORW	882			882	NORV	DERIVE PETR. CHARB. NDA
		LIBER		343		343	LIBER	
		JAPAN	27,097			27,097	JAPON	
COMMODITY TOTAL			27,979	343		28,322		TOTAL DE MARCHANDISE
PIG IRON		GREEK	68,320			68,320	GRECQ	FER EN GUEUSE
		ITALY	33,600			33,600	ITAL	
		NORW	9,517			9,517	NORV	
		OTHER	33,600			33,600	AUTRE	
COMMODITY TOTAL			145,037			145,037		TOTAL DE MARCHANDISE
CASTINGS, FORGINGS		DENMK	4			4	DANMK	MOUL. PIÈCES FORGÉES
BARS AND RODS, STEEL		GER		1,010		1,010	ALL	BARRES ET TIGES ACIER
		NORW	1,680			1,680	NORV	
		SWEDN	88			88	SUEDE	
COMMODITY TOTAL			1,768	1,010		2,778		TOTAL DE MARCHANDISE
PLATE & SHEET STEEL		SWEDN	43			43	SUEDE	TOLÉS, FEUILLES D'ACIER
STRUCTURAL SHAPES		SWEDN	104			104	SUEDE	PROFILES DE CONSTRUCT.
PIPES, TUBES: IRON, STEEL		OTHER	154			154	AUTRE	TUYAUX, TUBES: FER, ACIER
WIRE		NORW	672			672	NORV	FIL MÉTALLIQUE
ALUMINIUM		DENMK	572			572	DANMK	ALUMINIUM
		GREEK	562			562	GRECQ	
		OTHER	6,385			6,385	AUTRE	
COMMODITY TOTAL			7,519			7,519		TOTAL DE MARCHANDISE
COPPER AND ALLOYS		DENMK	1,101	2,158		3,259	DANMK	CUIVRE ET ALLIAGES
		GER	1,868	5,955		7,823	ALL	
		GREEK		971		971	GRECQ	
		NORW	220	1,328		1,548	NORV	
		SWEDN	7,202	614		7,816	SUEDE	
		OTHER	2,275		302	2,577	AUTRE	
COMMODITY TOTAL			12,666	11,026	302	23,994		TOTAL DE MARCHANDISE
LEAD AND ALLOYS		OTHER			2,478	2,478	AUTRE	PLOMB ET ALLIAGES
ZINC AND ALLOYS		OTHER	177			177	AUTRE	ZINC ET ALLIAGES
NON-FERROUS METALS NES		OTHER	11			11	AUTRE	MÉTAUX NON-FERREUX NDA
MACHINERY NES		NORW		5		5	NORV	MACHINES NDA
		SWEDN	774			774	SUEDE	
		OTHER	26			26	AUTRE	
COMMODITY TOTAL			800	5		805		TOTAL DE MARCHANDISE
PASS. AUTOS AND CHASSIS		SWEDN	145	33		178	SUEDE	VOITURES PART., CHASSIS
		OTHER	56	26		82	AUTRE	
COMMODITY TOTAL			201	59		260		TOTAL DE MARCHANDISE
TRUCKS AND CHASSIS		SWEDN	138	492		630	SUEDE	CAMIONS ET CHASSIS
		OTHER	173			173	AUTRE	
COMMODITY TOTAL			311	492		803		TOTAL DE MARCHANDISE
MOTOR VEHICLE ENGINES		NORW		2		2	NORV	MOTEURS DE VEH. AUTOM.
		SWEDN	35			35	SUEDE	
		OTHER	14			14	AUTRE	
COMMODITY TOTAL			49	2		51		TOTAL DE MARCHANDISE
ROAD MOTOR VEH. NES		SWEDN	149			149	SUEDE	VEH. AUTOM. ROUTIERS NDA
SHIPS, AIRCRAFT, MIS. VEH		GER	3			3	ALL	NAVIRES, AVIONS, VEH. DIV
		SWEDN	47			47	SUEDE	
		OTHER		1		1	AUTRE	
COMMODITY TOTAL			50	1		51		TOTAL DE MARCHANDISE
EQUIPMENT MISC.		GER		6		6	ALL	MATÉRIEL DIVERS
MISC. END PRODUCTS NES		SWEDN	110			110	SUEDE	PRODUITS FINIS DIV. NDA
GENERAL CARGO		DENMK		3		3	DANMK	MARCHANDISES DIVERSES
		GER	4	4		8	ALL	
		NORW	5			5	NORV	
		SWEDN	403			403	SUEDE	
		OTHER		27		27	AUTRE	
COMMODITY TOTAL			412	34		446		TOTAL DE MARCHANDISE
CONTAINERIZED FREIGHT		U K	176,654		2,351	179,005	R U	FRET CONTENEURESE
		DENMK	266	39	360	665	DANMK	
		GER	987	1,248	5,344	7,579	ALL	
		GREEK	240	318	3,402	3,960	GRECQ	
		NETH	1,562			1,562	P. BAS	
		NORW	516		38	554	NORV	
		SWEDN	15,237	180	1,899	17,316	SUEDE	
		LIBER	1,633		103	1,736	LIBER	
		PANAM			507	507	PANAM	
		OTHER	6,027	77		6,104	AUTRE	
COMMODITY TOTAL			203,122	1,862	14,004	218,988		TOTAL DE MARCHANDISE
COUNTRY/REGION TOTAL			7,671,371*	572,223*	392,692*	8,636,286*		TOTAL DE PAYS/REGION
NORWAY								NORVEGE
FISH, FRESH OR FROZEN		NETH	127			127	P. BAS	POISSON, FRAIS OU CONG.
		NORW	135			135	NORV	
		OTHER	202			202	AUTRE	
COMMODITY TOTAL			464			464		TOTAL DE MARCHANDISE
FISH, SALTED OR CURED		NETH	99			99	P. BAS	POISSON, SALE OU FUME
SHELL FISH, NES		DENMK	336			336	DANMK	MOUSQUES CRUST. NDA

TABLE 13. COMMODITIES LOADED FOR FOREIGN COUNTRIES BY COUNTRY OF DESTINATION, REGISTRY OF VESSEL AND CANADIAN REGION - 1977

TABLEAU 13. MARCHANDISES CHARGÉES À DESTINATION DE PAYS ÉTRANGERS SELON LE PAYS DE DESTINATION, L'IMMATRICULATION

DU NAVIRE ET LA RÉGION DU CANADA - 1977

		SHORT TONS - TONNES COURTES						
COUNTRY OF DESTINATION AND KIND OF CARGO	REGISTRY OF VESSEL	ATLANTIC ATLANTIQUE	GREAT LAKES GRANDS LACS	PACIFIC PACIFIQUE	TOTAL TOTAL	IMMATIC. DU NAVIRE	PAYS DE DESTINATION ET MARCHANDISE	
<b>NORWAY</b>	<b>CONT.</b>						<b>NORVEGE</b>	
	NORW	152			152	NORV		
COMMODITY TOTAL		488			488		TOTAL DE MARCHANDISE	
WHEAT	NORW	58,800			58,800	NORV	BLE	
	OTHER	106,763			106,763	AUTRE		
COMMODITY TOTAL		165,563			165,563		TOTAL DE MARCHANDISE	
APPLES	U K			212	212	R U	POMMES	
	PANAM			111	111	PANAM		
COMMODITY TOTAL				323	323		TOTAL DE MARCHANDISE	
FRESH FRUITS, BERRIES	U K			16	16	R U	FRUITS, BAIES FRAIS	
CONC. COMPLETE FEEDS	OTHER		26,890		26,890	AUTRE	CONC., PROV. COMPLETES	
RAW HIDES AND SKINS	DENMK	300			300	DANMK	PEAUX ET CUIRS BRUT	
RAPESEED	OTHER		2,928		2,928	AUTRE	GRAINE DE COLZA	
NICKEL-COPPER ORE	NORW	71,247			71,247	NORV	MINER. DE CUIVRE-NICKEL	
PULP	NORW			570	570	NORV	PATE	
TEXTILE FAB. MTL NES	NORW	4			4	NORV	OUVR. EN MAT. TEXT. NDA	
	OTHER	690			690	AUTRE		
COMMODITY TOTAL		694			694		TOTAL DE MARCHANDISE	
FISH, MARINE ANIMAL OIL	DENMK	1,364			1,364	DANMK	HUIL. DE POISSON, AN. MAR	
PIG IRON	OTHER	2,204			2,204	AUTRE	FEP. EN GUEUSE	
NICKEL AND ALLCS	OTHER	6			6	AUTRE	NICKEL ET ALLIAGES	
METAL FAB. BASIC PROD.	NORW	34			34	NORV	OUVR. DE BASE EN METAL	
BRICKS, TILES NES	NORW	9			9	NORV	BRIQUES, TILES NDA	
TRACTORS	NORW	1			1	NORV	TRACTEURS	
EQUIPMENT MISC.	NORW	21			21	NORV	MATERIEL DIVERS	
MISC. END PRODUCTS NES	NORW	3			3	NORV	PRODUITS FINIS DIV. NDA	
GENERAL CARGO	NORW	2			2	NORV	MARCHANDISES DIVERSES	
COUNTRY/REGION TOTAL		242,499*	29,818*	909*	273,226*		TOTAL DE PAYS/REGION	
<b>PORTUGAL</b>							<b>PORTUGAL</b>	
WHEAT	OTHER	62,305			62,305	AUTRE	BLE	
IRON ORE AND CONC	LIBER	160,790			160,790	LIBER	MINERAI, CONC. DE FER	
PULP	JAPAN			2,720	2,720	JAPON	PATE	
	OTHER			4,744	4,744	AUTRE		
COMMODITY TOTAL				7,464	7,464		TOTAL DE MARCHANDISE	
NEWSPRINT PAPER	OTHER	1,653			1,653	AUTRE	PAPIER JOURNAL	
PLATE & SHEET STEEL	OTHER		719		719	AUTRE	TOLES, FEUILLES D'ACIER	
ALUMINUM	OTHER			284	284	AUTRE	ALUMINIUM	
PERSONAL, HSEHOLD GOODS	OTHER			2	2	AUTRE	ART. PERS. ET MENAGERS	
CONTAINERIZED FREIGHT	GER	6,500			6,500	ALL	FRET CONTENEURESE	
	LIBER	113			113	LIBER		
	OTHER	12,820			12,820	AUTRE		
COMMODITY TOTAL		19,433			19,433		TOTAL DE MARCHANDISE	
COUNTRY/REGION TOTAL		244,181*	719*	7,750*	252,650*		TOTAL DE PAYS/REGION	
<b>SPAIN</b>							<b>ESPAGNE</b>	
FISH, FRESH OR FROZEN	ITALY			36	36	ITAL	POISSON, FRAIS OU CONG.	
FISH, CANNED	ITALY			20	20	ITAL	POISSON EN BOITES	
	OTHER	4			4	AUTRE		
COMMODITY TOTAL				20	24		TOTAL DE MARCHANDISE	
CORN	OTHER	1,110,904			1,110,904	AUTRE	MAIS	
POTATOES	DENMK	1,495			1,495	DANMK	POMMES DE TERRE	
	NORW	681			681	NORV		
COMMODITY TOTAL		2,176			2,176		TOTAL DE MARCHANDISE	
CONC. COMPLETE FEEDS	OTHER			60	60	AUTRE	CONC., PROD. COMPLETES	
WINES	ITALY			1	1	ITAL	VINS	
RAW HIDES AND SKINS	OTHER	99			99	AUTRE	PEAUX ET CUIRS BRUT	
SEEDS FOR SOWING NES	ITALY			151	151	ITAL	GRAINES DE SEMENCE NDA	
FLAXSEED	GREEK		2,756		2,756	GREQ	GRAINE DE LIN	
	ITALY			3,534	3,534	ITAL		
	JAPAN		2,205		2,205	JAPON		
	OTHER			1,663	1,663	AUTRE		
COMMODITY TOTAL			4,961	5,197	10,158		TOTAL DE MARCHANDISE	
SOYA BEANS	GREEK	27,420			27,420	GREQ	GRAINE DE SOYA	
	LIBER	6,000			6,000	LIBER		
	OTHER	8,904			8,904	AUTRE		
COMMODITY TOTAL		42,324			42,324		TOTAL DE MARCHANDISE	
COPPER ORE AND CONC.	GREEK			11,356	11,356	GREQ	MINERAI, CONC. CUIVRE	
	LIBER			26,314	26,314	LIBER		
COMMODITY TOTAL				37,670	37,670		TOTAL DE MARCHANDISE	
IRON ORE AND CONC	NORW	99,020			99,020	NORV	MINERAI, CONC. DE FER	
	LIBER	115,984			115,984	LIBER		
	PANAM	100,800			100,800	PANAM		
	OTHER	159,544			159,544	AUTRE		
COMMODITY TOTAL		475,348			475,348		TOTAL DE MARCHANDISE	
LEAD ORE AND CONC.	ITALY			3,472	3,472	ITAL	MINERAI, CONC. DE PLOMB	
ORES AND CONC. NES	ITALY			40	40	ITAL	MINERAIS ET CONC. NDA	
IRON AND STEEL SCRAP	LIBER	9,954			9,954	LIBER	DECHETS DE FER, D'ACIER	
	OTHER	5,589			5,589	AUTRE		
COMMODITY TOTAL		15,543			15,543		TOTAL DE MARCHANDISE	
NON-FERRUS MET. SCRAP	ITALY			12	12	ITAL	DECHETS METAL. NON FER.	
ASBESTOS	ITALY			1,506	1,506	ITAL	AMIANTE	
	OTHER	6,860			6,860	AUTRE		
COMMODITY TOTAL		6,860		1,506	8,366		TOTAL DE MARCHANDISE	

TABLE 1A. COMMODITIES LOADED FOR FOREIGN COUNTRIES BY COUNTRY OF DESTINATION, REGISTRY OF VESSEL AND CANADIAN REGION - 1977

TABLEAU 1A. MARCHANDISES CHARGÉES À DESTINATION DE PAYS ÉTRANGERS SELON LE PAYS DE DESTINATION, L'IMMATRICULATION DU NAVIRE ET LA RÉGION DU CANADA - 1977

COUNTRY OF DESTINATION AND KIND OF CARGO	REGISTRY OF VESSEL	SHORT TONS - TONNES COURTES				TOTAL	IMMATIC. DU NAVIRE	PAYS DE DESTINATION ET MARCHANDISE
		ATLANTIC ATLANTIQUE	GREAT LAKES GRANDS LACS	PACIFIC PACIFIQUE	TOTAL TOTAL			
<b>SPAIN CONT.</b>								<b>ESPAGNE SUITE</b>
WASTE AND SCRAP NES	LIBER	16,238			16,238	LIBER		DECHETS ET REBUTS NDA
RUBBER FAB. MATERIALS	OTHER		1		1	AUTRE		DEMI-PROD. CAOUTCHOUC
LUMBER AND TIMBER	U K	891		130	1,021	R U		BOIS D'ŒUVRE ET CHARP.
	GREEK			1,522	1,522	GRECQ		
	ITALY			1,932	1,932	ITAL		
	NETH			336	336	P. BAS		
	NORW			21	21	NORV		
	LIBER			1,009	1,009	LIBER		
	JAPAN			1,300	1,300	JAPON		
	PANAM			28	28	PANAM		
	OTHER	70	134	302	506	AUTRE		
<b>COMMODITY TOTAL</b>		<b>961</b>	<b>134</b>	<b>6,580</b>	<b>7,675</b>			<b>TOTAL DE MARCHANDISE</b>
VENEFER, PLYWOOD	OTHER	1			1	AUTRE		PLACAGES, CONTRE-PLAQ.
PULP	U K			6,119	6,119	R U		PATE
	GER	4,752			4,752	ALL		
	GREEK			4,475	4,475	GRECQ		
	ITALY			287	287	ITAL		
	NORW	2,197		23,329	25,526	NORV		
	LIBER			7,778	7,778	LIBER		
	JAPAN			116	116	JAPON		
	PANAM			1,580	1,580	PANAM		
	OTHER	4,237		3,844	8,081	AUTRE		
<b>COMMODITY TOTAL</b>		<b>11,186</b>		<b>47,528</b>	<b>58,714</b>			<b>TOTAL DE MARCHANDISE</b>
NEWSPRINT PAPER	NORW	3,646			3,646	NORV		PAPIER JOURNAL
	SWEDN	3,285			3,285	SUEDE		
	OTHER	8,754			8,754	AUTRE		
<b>COMMODITY TOTAL</b>		<b>15,685</b>			<b>15,685</b>			<b>TOTAL DE MARCHANDISE</b>
PAPER NES	OTHER	1			1	AUTRE		PAPIER NDA
PAPERBOARD	U K	3,567			3,567	R U		CARTON
	ITALY			410	410	ITAL		
<b>COMMODITY TOTAL</b>		<b>3,567</b>		<b>410</b>	<b>3,977</b>			<b>TOTAL DE MARCHANDISE</b>
CORDAGE, TWINE, ROPE	OTHER	1			1	AUTRE		CORDAGE, FICELLE, CORD
ANIMAL OILS, EXC. MARINE	OTHER	2,565			2,565	AUTRE		HUIL. ANIM. SAUF AN. MAR.
VEG. OILS, FATS NES	DENMK	3,355			3,355	DANMK		HUIL. MAT. GRAS, VEG. NDA
PLASTIC MATERIALS	OTHER		5		5	AUTRE		MATIERES PLASTIQUES
DYESTUFF, PIGMENT, PAINT	OTHER	3	7		10	AUTRE		MAT. COLOR, PIG. PEINTURE
CHEM. SPECIALTIES NES	OTHER		22		22	AUTRE		PROD. CHIM. SPECTAUX NDA
PIG IRON	GREEK	6,160			6,160	GRECQ		FER EN GUEUSE
	LIBER	11,760			11,760	LIBER		
<b>COMMODITY TOTAL</b>		<b>17,920</b>			<b>17,920</b>			<b>TOTAL DE MARCHANDISE</b>
ALUMINIUM	OTHER	3		6,061	6,064	AUTRE		ALUMINIUM
LEAD AND ALLOYS	ITALY			110	110	ITAL		PLOMB ET ALLIAGES
METAL FAB. BASIC PROD.	OTHER	9			9	AUTRE		OUVR. DE BASE EN METAL
MACHINERY NES	ITALY			17	17	ITAL		MACHINES NDA
	U S A	65			65	E-U		
	OTHER	1	1		2	AUTRE		
<b>COMMODITY TOTAL</b>		<b>66</b>	<b>1</b>	<b>17</b>	<b>84</b>			<b>TOTAL DE MARCHANDISE</b>
PASS. AUTOS AND CHASSIS	OTHER	1			1	AUTRE		VOITURES PART., CHASSIS
EQUIPMENT MISC.	OTHER	1			1	AUTRE		MATERIEL DIVERS
PERSONAL, HOUSEHOLD GOODS	OTHER	6	6		12	AUTRE		ART. PERS. ET MENAGERS
MISC. END PRODUCTS NES	OTHER	6			6	AUTRE		PRODUITS FINIS DIV. NDA
CONTAINERIZED FREIGHT	GER	3,651			3,651	ALL		FRET CONTENEURESE
	ITALY	21,907		1,751	23,658	ITAL		
	LIBER	4,304			4,304	LIBER		
	JAPAN			39	39	JAPON		
	PANAM	3,277			3,277	PANAM		
	OTHER	16,639		6,330	22,969	AUTRE		
<b>COMMODITY TOTAL</b>		<b>49,778</b>		<b>8,120</b>	<b>57,898</b>			<b>TOTAL DE MARCHANDISE</b>
<b>COUNTRY/REGION TOTAL</b>		<b>1,774,611*</b>	<b>5,137*</b>	<b>116,991*</b>	<b>1,896,739*</b>			<b>TOTAL DE PAYS/REGION</b>
<b>SWEDEN</b>								<b>SUEDE</b>
CATTLE	U K	2			2	R U		BOVINS
	GER	2			2	ALL		
<b>COMMODITY TOTAL</b>		<b>4</b>			<b>4</b>			<b>TOTAL DE MARCHANDISE</b>
FISH, FRESH OR FROZEN	U K			254	254	R U		POISSON, FRAIS OU CONG.
	DENMK	781		121	902	DANMK		
	SWEDN			310	310	SUEDE		
	PANAM			577	577	PANAM		
	OTHER	4			4	AUTRE		
<b>COMMODITY TOTAL</b>		<b>785</b>		<b>1,262</b>	<b>2,047</b>			<b>TOTAL DE MARCHANDISE</b>
FISH, SALTED OR CURED	DENMK	1,114			1,114	DANMK		POISSON, SALE OU FUME
	NORW	73			73	NORV		
<b>COMMODITY TOTAL</b>		<b>1,187</b>			<b>1,187</b>			<b>TOTAL DE MARCHANDISE</b>
FISH, CANNED	NETH	2			2	P. BAS		POISSON EN BOITES
APPLES	PANAM			184	184	PANAM		POMMES
FRESH FRUITS, BERRIES	U K			326	326	R U		FRUITS, BAIES FRAIS
DRIED FRUITS	U K	1			1	R U		FRUITS SECS
LOGS	U K	837			837	R U		BILLES
	NETH	40			40	P. BAS		
	SWEDN		26		26	SUEDE		
	OTHER		50		50	AUTRE		
<b>COMMODITY TOTAL</b>		<b>877</b>	<b>76</b>		<b>953</b>			<b>TOTAL DE MARCHANDISE</b>
PULPHOOD	LIBER			39,500	39,500	LIBER		BOIS A PATE
DRES AND CONC. NES	JAPAN	8,312			8,312	JAPON		MINERAIS ET CONC. NDA



TABLE 14. COMMODITIES LOADED FOR FOREIGN COUNTRIES BY COUNTRY OF DESTINATION, REGISTRY OF VESSEL AND CANADIAN REGION - 1977

TABLEAU 14. MARCHANDISES CHARGÉES A DESTINATION DE PAYS ÉTRANGERS SELON LE PAYS DE DESTINATION, L'IMMATRICULATION DU NAVIRE ET LA RÉGION DU CANADA - 1977

COUNTRY OF DESTINATION AND KIND OF CARGO	REGISTRY OF VESSEL	SHORT TONS - TONNES COURTES				TOTAL TOTAL	IMMATIC. DU NAVIRE	PAYS DE DESTINATION ET MARCHANDISE
		ATLANTIC ATLANTIQUE	GREAT LAKES GRANDS LACS	PACIFIC PACIFIQUE	TOTAL			
SWEDEN CONT.							SUEDE	SUITE
COAL, BITUMINOUS	SWEDN	29,462			29,462		SUEDE	CHARBON BITUMINEUX
PUBBER FAB. MATERIALS	SWEDN	235			235		SUEDE	DEMI-PROD. CAOUTCHOUC
LUMBER AND TIMBER	SWEDN	319			319		SUEDE	BOIS D'OUVRE ET CHARP.
COOPERAGE STOCK	U K	1,157			1,157		R U	DEMI-PROD. TONNELLERIE
	GER	174			174		ALL	
COMMODITY TOTAL		1,331			1,331			TOTAL DE MARCHANDISE
WOOD FAB. MATERIALS	U K	658			658		R U	DEMI-PRODUITS EN BOIS
	GER	492			492		ALL	
	SWEDN	1,047	61		1,108		SUEDE	
	OTHER	162	42		204		AUTRE	
COMMODITY TOTAL		2,359	103		2,462			TOTAL DE MARCHANDISE
PAPER NES	OTHER	8			8		AUTRE	PAPIER NDA
INORGANIC CHEM. NES	NETH	26			26		P. BAS	PROD. CHIM. INORG. NDA
	SWEDN	166			166		SUEDE	
COMMODITY TOTAL		192			192			TOTAL DE MARCHANDISE
ORGANIC CHEMICALS NES	OTHER	2			2		AUTRE	PROD. CHIM. ORGAN. NDA
AGRICULTURAL CHEMICALS	NETH	2			2		P. BAS	PROD. CHIM. AGRIC. LES
SYNTHETIC RUBBER	NETH	1			1		P. BAS	CAOUTCHOUC SYNTHETIQUE
	SWEDN	240			240		SUEDE	
COMMODITY TOTAL		241			241			TOTAL DE MARCHANDISE
BARBS AND RODS, STEEL	SWEDN	336			336		SUEDE	BARRES ET TIGES ACIER
STRUCTURAL SHAPES	SWEDN	908			908		SUEDE	PROFILES DE CONSTRUCT.
COPPER AND ALLOYS	U K	2			2		R U	CUIVRE ET ALLIAGES
	SWEDN	3,781	2,511		6,292		SUEDE	
	OTHER	896	934		1,830		AUTRE	
COMMODITY TOTAL		4,679	3,445		8,124			TOTAL DE MARCHANDISE
LEAD AND ALLOYS	U K	437			437		R U	PLOMB ET ALLIAGES
	GER	56			56		ALL	
COMMODITY TOTAL		493			493			TOTAL DE MARCHANDISE
NICKEL AND ALLGYS	NETH	1			1		P. BAS	NICKEL ET ALLIAGES
METAL FAB. BASIC PROD.	U K	19			19		R U	OUVR. DE BASE EN METAL
GLASS BASIC PRODUCTS	SWEDN	46			46		SUEDE	OUVR. DE BASE EN VERRE
	OTHER	23			23		AUTRE	
COMMODITY TOTAL		69			69			TOTAL DE MARCHANDISE
TRACTORS	SWEDN	10	1		11		SUEDE	TRACTEURS
	OTHER	20			20		AUTRE	
COMMODITY TOTAL		30	1		31			TOTAL DE MARCHANDISE
MACHINERY NES	U K	820			820		R U	MACHINES NDA
	GER	853			853		ALL	
	NETH	206			206		P. BAS	
	SWEDN	373	107		480		SUEDE	
	OTHER	528	109		637		AUTRE	
COMMODITY TOTAL		2,780	216		2,996			TOTAL DE MARCHANDISE
PASS. AUTOS AND CHASSIS	U K	19			19		R U	VOITURES PART., CHASSIS
	GER	5			5		ALL	
	SWEDN	150	45		195		SUEDE	
	OTHER	85	68		153		AUTRE	
COMMODITY TOTAL		259	113		372			TOTAL DE MARCHANDISE
BUSES AND CHASSIS	SWEDN	19			19		SUEDE	AUTOBUS ET CHASSIS
TRUCKS AND CHASSIS	GER	1			1		ALL	CAMIONS ET CHASSIS
	SWEDN	59			59		SUEDE	
COMMODITY TOTAL		60			60			TOTAL DE MARCHANDISE
MOTOR VEHICLE ENGINES	U K	24			24		R U	MOTEURS DE VEH. AUTOM.
	SWEDN	152	21		173		SUEDE	
	OTHER	119			119		AUTRE	
COMMODITY TOTAL		295	21		316			TOTAL DE MARCHANDISE
ROAD MOTOR VEH. NES	U K	1,412			1,412		R U	VEH. AUTOM. ROUTIER P. NDA
	GER	437			437		ALL	
	NETH	648			648		P. BAS	
	SWEDN	70			70		SUEDE	
	OTHER	6			6		AUTRE	
COMMODITY TOTAL		2,573			2,573			TOTAL DE MARCHANDISE
SHIPS, AIRCRAFT, MIS. VEH	U K	347			347		R U	NAVIRES, AVIONS, VEH. DIV
	GER	57			57		ALL	
	NETH	2			2		P. BAS	
	SWEDN	8			8		SUEDE	
COMMODITY TOTAL		414			414			TOTAL DE MARCHANDISE
RUBBER TIRES AND TUBES	NETH	4			4		P. BAS	PNEUS, CHAMBRES A AIR
	SWEDN	241			241		SUEDE	
COMMODITY TOTAL		245			245			TOTAL DE MARCHANDISE
EQUIPMENT MISC.	U K	432			432		R U	MATERIEL DIVERS
	GER	32			32		ALL	
	NETH	13			13		P. BAS	
	SWEDN	119			119		SUEDE	
COMMODITY TOTAL		596			596			TOTAL DE MARCHANDISE
PERSONAL, HSEHOLD GODDS	U K	1			1		R U	ART. PERS. ET MENAGERS
FIREARMS, AMMUNITION	SWEDN	1			1		SUEDE	ARMES A FEU, MUNITIONS
CONTAINERS, CLOSURES	U K	534			534		R U	CONTENEURS, FERMETURES
	GER	239			239		ALL	
	SWEDN				1		SUEDE	
COMMODITY TOTAL		773			774			TOTAL DE MARCHANDISE
MISC. END PRODUCTS NES	GER	13			13		ALL	PRODUITS FINIS DIV. NDA
GENERAL CARGO	U K	195			195		R U	MARCHANDISES DIVERSES
	GER	67			67		ALL	
	NETH	1			1		P. BAS	
	SWEDN	679	446		1,125		SUEDE	

TABLE 1A. COMMODITIES LOADED FOR FOREIGN COUNTRIES BY COUNTRY OF DESTINATION, REGISTRY OF VESSEL AND CANADIAN REGION - 1977

TABLÉAU 1A. MARCHANDISES CHARGÉES À DESTINATION DE PAYS ÉTRANGERS SELON LE PAYS DE DESTINATION, L'IMMATRICULATION DU NAVIRE ET LA RÉGION DU CANADA - 1977

		SHORT TONS - TONNES COURTES						
COUNTRY OF DESTINATION AND KIND OF CARGO	REGISTRY OF VESSEL	ATLANTIC ATLANTIQUE	GREAT LAKES GRANDS LACS	PACIFIC PACIFIQUE	TOTAL TOTAL	IMMATRIC. DU NAVIRE	PAYS DE DESTINATION ET MARCHANDISE	
<b>SWEDEN CONT.</b>							<b>SUEDE SUITE</b>	
COMMODITY TOTAL	OTHER	942	10		10	AUTRE		
CONTAINERIZED FREIGHT	U K	27,893	456		1,398	R U	TOTAL DE MARCHANDISE	
	DENMK			1,193	29,086	DANMK	FRET CONTENEUREUSE	
	GER	11,843		1,019	1,019	ALL		
	NETH	2,882			11,843	P.BAS		
	SWEDN	15,062	5,494	1,033	2,882	SUEDE		
	OTHER	2,610	1,944		21,589	AUTRE		
COMMODITY TOTAL		60,290	7,438	3,245	4,554		TOTAL DE MARCHANDISE	
COUNTRY/REGION TOTAL		121,115*	11,869*	44,518*	70,973		TOTAL DE PAYS/REGION	
<b>BULGARIA</b>							<b>BULGARIE</b>	
MILK POWDER	OTHER	3,497			3,497	AUTRE	LAIT EN POUORE	
COUNTRY/REGION TOTAL		3,497*	*	*	3,497*		TOTAL DE PAYS/REGION	
<b>GERMANY EAST</b>							<b>ALLEMAGNE, EST</b>	
FISH, FRESH OR FROZEN	DENMK	38			38	DANMK	POISSON, FRAIS OU CONG.	
CORN	OTHER	38,309			38,309	AUTRE	MAIS	
WHEAT	LIBER	36,487			36,487	LIBER	BLE	
COUNTRY/REGION TOTAL		74,834*	*	*	74,834*		TOTAL DE PAYS/REGION	
<b>POLAND</b>							<b>POLOGNE</b>	
FISH, FRESH OR FROZEN	OTHER	892			892	AUTRE	POISSON, FRAIS OU CONG.	
FISH, SALTED OR CURED	DENMK	3,816			3,816	DANMK	POISSON, FRAIS OU FUME	
	OTHER	688			688	AUTRE		
COMMODITY TOTAL		4,504			4,504		TOTAL DE MARCHANDISE	
BARLEY	U K	21,280			21,280	R U	ORGE	
	LIBER			37,040	37,040	LIBER		
	OTHER	225,824			225,824	AUTRE		
COMMODITY TOTAL		247,104		37,040	284,144		TOTAL DE MARCHANDISE	
CORN	LIBER	8,858			8,858	LIBER	MAIS	
OATS	OTHER			20,909	20,909	AUTRE	AVOINE	
WHEAT	U K	16,017			16,017	R U	BLE	
	GER	44,240			44,240	ALL		
	GREEK	110,304		57,764	168,068	GREQC		
	NETH	35,280			35,280	P.BAS		
	NORW	52,999			52,999	NORV		
	CAN	34,272			34,272	CAN		
	OTHER	419,997		79,433	499,430	AUTRE		
COMMODITY TOTAL		713,109		137,197	850,306		TOTAL DE MARCHANDISE	
FEEDS OF ANIMAL ORIGIN	DENMK	2,008			2,008	DANMK	PROV. D'ORIGINE ANIMALE	
	NORV	500			500	NORV		
COMMODITY TOTAL		2,508			2,508		TOTAL DE MARCHANDISE	
RAW HIDES AND SKINS	OTHER	154	187		341	AUTRE	PEAUX ET CUIRS RPUT	
ZINC ORE AND CONG.	GREEK			10,000	10,000	GREQC	MINERAL, CONG. DE ZINC	
	OTHER	16,535			16,535	AUTRE		
COMMODITY TOTAL		16,535		10,000	26,535		TOTAL DE MARCHANDISE	
ASBESTOS	OTHER	2,449			2,449	AUTRE	AMIANTE	
PULP	NORV			2,186	2,186	NORV	PATE	
	OTHER			320	320	AUTRE		
COMMODITY TOTAL				2,506	2,506		TOTAL DE MARCHANDISE	
TEXTILE FAB. MTL NES	OTHER		24		24	AUTRE	OUVR. EN MAT. TEXT. NDA	
ORGANIC CHEMICALS NES	OTHER	134			134	AUTRE	PRD. CHIM. ORGAN. NDA	
PLASTIC MATERIALS	OTHER	2	118		120	AUTRE	MATIERES PLASTIQUES	
DYESTUFF, PIGMENT, PAINT	OTHER	5			5	AUTRE	MAT. COLOR. PTC. PEINTURE	
BAR AND RODS, STEEL	OTHER	300			300	AUTRE	BARRES ET TIGES ACIER	
PLATE & SHEET, STEEL	OTHER	310			310	AUTRE	TOLES, FEUILLES DACIER	
STRUCTURAL SHAPES	OTHER	6,668	2,027		8,695	AUTRE	PROFILES DE CONSTRUCT.	
METAL FAB. BASIC PROD.	OTHER	38			38	AUTRE	OUVR. DE BASE EN METAL	
MACHINERY NES	OTHER	285	1,498		1,783	AUTRE	MACHINES NDA	
EQUIPMENT MISC.	OTHER	1,034	1,690		2,724	AUTRE	MATERIEL DIVERS	
PERSONAL, HOUSEHOLD GOODS	OTHER	88			88	AUTRE	APT. PERS. ET MENAGERS	
GENERAL CARGO	OTHER		5		5	AUTRE	MARCHANDISES DIVERSES	
COUNTRY/REGION TOTAL		1,004,957*	5,551*	207,652*	1,218,160*		TOTAL DE PAYS/REGION	
<b>ROMANIA</b>							<b>ROUMANIE</b>	
MILK POWDER	GREEK	1,500			1,500	GREQC	LAIT EN POUORE	
COAL, BITUMINOUS	U K			55,431	55,431	P U	CHARBON BITUMINEUX	
PULP	GREEK			9,122	9,122	GREQC	PATE	
CONTAINERIZED FREIGHT	GER	91			91	ALL	FRET CONTENEUREUSE	
	LIBER	29			29	LIBER		
	OTHER	887			887	AUTRE		
COMMODITY TOTAL		1,007			1,007		TOTAL DE MARCHANDISE	
COUNTRY/REGION TOTAL		2,507*	*	64,553*	67,060*		TOTAL DE PAYS/REGION	

TABLE 11. COMMODITIES LOADED FOR FOREIGN COUNTRIES BY COUNTRY OF DESTINATION, REGISTRY OF VESSEL AND CANADIAN REGION - 1977

TABLEAU 11. MARCHANDISES CHARGÉES À DESTINATION DE PAYS ÉTRANGERS SELON LE PAYS DE DESTINATION, D'IMMATRICULATION DU NAVIRE ET LA RÉGION DU CANADA - 1977

SHORT TONS - TONNES COURTES							
COUNTRY OF DESTINATION AND KIND OF CARGO	REGISTRY OF VESSEL	ATLANTIC ATLANTIQUE	GREAT LAKES GRANDS LACS	PACIFIC PACIFIQUE	TOTAL TOTAL	IMMATIC. DU NAVIRE	PAYS DE DESTINATION ET MARCHANDISE
<b>USSR - EUROPE.</b>							
BARLEY	OTHER	6,030			6,030	AUTRE	URSS - EUROPE.
CORN	U K	9,184			9,184	R U	ORGE
	DENMK	8,512			8,512	DANMK	MAIS
	GREEK	16,867			16,867	GREQQ	
	LIBER	58,033			58,033	LIBER	
	OTHER	28,944			28,944	AUTRE	
<b>COMMODITY TOTAL</b>		<b>121,540</b>			<b>121,540</b>		<b>TOTAL DE MARCHANDISE</b>
RYE	OTHER		17,939		17,939	AUTRE	SEIGLE
WHEAT	U K	27,666			27,666	R U	BLE
	GREEK	37,414			37,414	GREQQ	
	ITALY	79,419			79,419	ITAL	
	LIBER	64,284		24,949	89,233	LIBER	
	PANAM			34,722	34,722	PANAM	
	OTHER	1,304,105		109,805	1,413,910	AUTRE	
<b>COMMODITY TOTAL</b>		<b>1,512,888</b>		<b>169,476</b>	<b>1,682,364</b>		<b>TOTAL DE MARCHANDISE</b>
VEGETABLE PREP.NES	OTHER			176	176	AUTRE	PREP. DE LEGUMES NDA
COPPER CRE AND CONC.	GREEK			20,397	20,397	GREQQ	MINÉRAI, CONC. CUIVRE
ZINC ORE AND CONC.	U K	14,312			14,312	R U	MINÉRAI, CONC. DE ZINC
LEATHER	OTHER	21			21	AUTRE	CUIR
LUMBER AND TIMBER	OTHER		48		48	AUTRE	BOIS D'OEUVRE ET CHARP.
VEG.OILS,FATS NES	OTHER		325		325	AUTRE	HUIL.MAT.GRAS.VEG.NDA
METALLIC SALTS	OTHER	603			603	AUTRE	SELS METALLIQUES
DYESTUFF,PIGMENT,PAINT	OTHER	107			107	AUTRE	MAT.COLOR.PIG.PEINTURE
METAL FAB.BASIC PROD.	OTHER	1,399			1,399	AUTRE	OUVR.DE BASE EN METAL
ASBESTOS BASIC PROD.	OTHER	252			252	AUTRE	OUVR.DE BASE AMIANTE
MISC.FABRICATED PROD.	OTHER	26			26	AUTRE	OUVRAGES DIVERS
MACHINERY NES	OTHER	42	299		341	AUTRE	MACHINES NDA
MOTOR VEHICLE ENGINES	OTHER	43	1		44	AUTRE	MOTEURS DE VEH.AUTOM.
EQUIPMENT MISC.	OTHER	538			538	AUTRE	MATERIEL DIVERS
PERSONAL,HSEHOLD GOODS	OTHER	2	2		4	AUTRE	ART.PERS.ET MENAGERS
CONTAINERS,CLOSURES	OTHER	114			114	AUTRE	CONTENEURS,FERMETURES
GENERAL CARGO	OTHER	1			1	AUTRE	MARCHANDISES DIVERSES
CONTAINERIZED FREIGHT	OTHER	1,396			1,396	AUTRE	FRET CONTENEURESE
<b>COUNTRY/REGION TOTAL</b>		<b>1,659,314*</b>	<b>18,614*</b>	<b>190,049*</b>	<b>1,867,977*</b>		<b>TOTAL DE PAYS/REGION</b>
<b>YUGOSLAVIA</b>							
WHEAT	SWEDN	57,680			57,680	SUEDE	YOUOSLAVIE
	LIBER	30,315			30,315	LIBER	BLE
	PANAM	39,134			39,134	PANAM	
	OTHER	113,895			113,895	AUTRE	
<b>COMMODITY TOTAL</b>		<b>241,024</b>			<b>241,024</b>		<b>TOTAL DE MARCHANDISE</b>
VEGETABLE PREP.NES	OTHER			18	18	AUTRE	PREP. DE LEGUMES NOA
SPICES	OTHER	3		4	7	AUTRE	ÉPICES
RAW HIDES AND SKINS	OTHER	1,183	964		2,147	AUTRE	PEAUX ET CUIRS BRUT
SEEDS FOR SOWING NES	OTHER	3			3	AUTRE	GRAINES DE SEMENCE NDA
COPPER CRE AND CONC.	GREEK	5,500			5,500	GREQQ	MINÉRAI, CONC. CUIVRE
IRON ORE AND CONC	NORV	277,957			277,957	NORV	MINÉRAI, CONC. DE FER
ASBESTOS	OTHER	3,195			3,195	AUTRE	AMIANTE
PULP	OTHER	19,864		7,873	27,737	AUTRE	PATE
INORGANIC CHEMS. NES	OTHER	1,110	22		1,132	AUTRE	PROD.CHIM.INORG.NDA
ORGANIC CHEMICALS NES	SWEDN	2,908			2,908	SUEDE	PROD.CHIM.ORGAN.NDA
PLASTIC MATERIALS	OTHER	2			2	AUTRE	MATIÈRES PLASTIQUES
FERRO-ALLOYS	OTHER	110			110	AUTRE	FERRO-ALLIAGES
PIG IRON	GREEK	8,100			8,100	GREQQ	FER EN GUEUSE
PLATE & SHEET STEEL	OTHER	37			37	AUTRE	TÔLES,FEUILLES D'ACIER
ALUMINUM	OTHER		10		10	AUTRE	ALUMINIUM
TRACTORS	OTHER	16			16	AUTRE	TRACTEURS
MACHINERY NES	OTHER	9	20	1	30	AUTRE	MACHINES NDA
RAILWAY ROLLING STOCK	OTHER	5			5	AUTRE	MAT.ROUL.OE CH.DE FER
PASS.AUTOS AND CHASSIS	OTHER	3			3	AUTRE	VOITURES PART.,CHASSIS
TRUCKS AND CHASSIS	OTHER		15		15	AUTRE	CAMIONS ET CHASSIS
MOTOR VEHICLE ENGINES	OTHER	77	3		80	AUTRE	MOTEURS DE VEH.AUTOM.
EQUIPMENT MISC.	OTHER	82	9		91	AUTRE	MATERIEL DIVERS
PERSONAL,HSEHOLD GOODS	OTHER	11	45		56	AUTRE	ART.PERS.ET MENAGERS
CONTAINERS,CLOSURES	OTHER	3			3	AUTRE	CONTENEURS,FERMETURES
MISC. END PRODUCTS NES	OTHER	34			34	AUTRE	PRODUITS FINIS DIV.NDA
GENERAL CARGO	OTHER		193		193	AUTRE	MARCHANDISES DIVERSES
CONTAINERIZED FREIGHT	OTHER	6,418	1,200	37	7,655	AUTRE	FRET CONTENEURESE
<b>COUNTRY/REGION TOTAL</b>		<b>567,654*</b>	<b>2,481*</b>	<b>7,933*</b>	<b>578,068*</b>		<b>TOTAL DE PAYS/REGION</b>
<b>YEMEN P.D.R.</b>							
FISH,SALTED OR CURED	GREEK	1			1	GREQQ	YEMEN R.D.P.
MILK POWDER	GREEK	471			471	GREQQ	POISSON,SALE OU FUME
WHEAT	GREEK	1,549			1,549	GREQQ	LAIT EN POUDRE
	ITALY	4,409			4,409	ITAL	BLE
<b>COMMODITY TOTAL</b>		<b>5,958</b>			<b>5,958</b>		<b>TOTAL DE MARCHANDISE</b>
WHEAT FLOUR	GREEK	5,916			5,916	GREQQ	FARINE DE BLE
	ITALY	1,124			1,124	ITAL	
<b>COMMODITY TOTAL</b>		<b>7,040</b>			<b>7,040</b>		<b>TOTAL DE MARCHANDISE</b>
VEGETABLES, DRIED	GREEK	733			733	GREQQ	LEGUMES, SECS
	ITALY	122			122	ITAL	
<b>COMMODITY TOTAL</b>		<b>855</b>			<b>855</b>		<b>TOTAL DE MARCHANDISE</b>



TABLE 1A. COMMODITIES LOADED FOR FOREIGN COUNTRIES BY COUNTRY OF DESTINATION, REGISTRY OF VESSEL AND CANADIAN REGION - 1977

TABLEAU 1A. MARCHANDISES CHARGÉES À DESTINATION DE PAYS ÉTRANGERS SELON LE PAYS DE DESTINATION, L'IMMATRICULATION DU NAVIRE ET LA RÉGION DU CANADA - 1977

SHORT TONS - TONNES COURTES

COUNTRY OF DESTINATION AND KIND OF CARGO	REGISTRY OF VESSEL	ATLANTIC ATLANTIQUE	GREAT LAKES GRANDS LACS	PACIFIC PACIFIQUE	TOTAL TOTAL	IMMATIC. DU NAVIRE	PAYS DE DESTINATION ET MARCHANDISE
<b>YEMEN P.O.R. CONT.</b>							<b>YEMEN R.O.P. SUITE</b>
EQUIPMENT MISC.	GREEK	3			3	GREGQ	MATERIEL DIVERS
GENERAL CARGO	ITALY	40			40	ITAL	MARCHANDISES DIVERSES
<b>COUNTRY/REGION TOTAL</b>		<b>14,368*</b>	<b>*</b>	<b>*</b>	<b>14,368*</b>		<b>TOTAL DE PAYS/REGION</b>
<b>BAHRAIN</b>							<b>BAHREIN</b>
MACARONI, CEREAL PROD.	NORW	5			5	NORV	PATES ALIM. PROD. CEREAL
VEGETABLE PREP. NES	NORW	1			1	NORV	PREP. DE LEGUMES NDA
MISC. FOOD PREP. NES	NORW	4			4	NORV	DIV. PREP. ALIM. NDA
CONC. COMPLETE FEEDS	NORW	10			10	NORV	CONC., PROV. COMPLETEES
	OTHER	16			16	AUTRE	
<b>COMMODITY TOTAL</b>		<b>26</b>			<b>26</b>		<b>TOTAL DE MARCHANDISE</b>
PAPER NES	DENMK	107			107	DANMK	PAPIER NDA
	LIBER	23			23	LIBER	
<b>COMMODITY TOTAL</b>		<b>130</b>			<b>130</b>		<b>TOTAL DE MARCHANDISE</b>
METAL FAB. BASIC PROD.	U K	3			3	R U	OUVR. DE BASE EN METAL
	NORW	24			24	NORV	
<b>COMMODITY TOTAL</b>		<b>27</b>			<b>27</b>		<b>TOTAL DE MARCHANDISE</b>
NON-MET. MIN. BASIC PROD.	NORW			1	1	NORV	PROD. MIN. NON-MET. BASE
MACHINERY NES	NORW			1	1	NORV	MACHINES NDA
ROAD MOTOR VEH. NES	NORW			1	1	NORV	VEH. AUTOM. ROUTIERS NDA
EQUIPMENT MISC.	U K	36			36	R U	MATERIEL DIVERS
	GREEK	15			15	GREGQ	
	NORW	88			88	NORV	
	OTHER	39			39	AUTRE	
<b>COMMODITY TOTAL</b>		<b>178</b>			<b>178</b>		<b>TOTAL DE MARCHANDISE</b>
PERSONAL, HSEHOLD GOODS	U K	1			1	R U	ART. PERS. ET MENAGERS
	GREEK	1			1	GREGQ	
<b>COMMODITY TOTAL</b>		<b>2</b>			<b>2</b>		<b>TOTAL DE MARCHANDISE</b>
CONTAINERIZED FREIGHT	GREEK	69			69	GREGQ	FRET CONTENEURESE
	NORW	60			60	NORV	
<b>COMMODITY TOTAL</b>		<b>129</b>			<b>129</b>		<b>TOTAL DE MARCHANDISE</b>
<b>COUNTRY/REGION TOTAL</b>		<b>502*</b>	<b>*</b>	<b>3*</b>	<b>505*</b>		<b>TOTAL DE PAYS/REGION</b>
<b>CYPRUS</b>							<b>CHYPRE</b>
BARLEY	PANAM	21,703			21,703	PANAM	ORGE
WHEAT	U K	8,624			8,624	R U	BLE
LUMBER AND TIMBER	OTHER			20	20	AUTRE	BOIS DOEUVRE ET CHARP.
VENEER, PLYWOOD	OTHER			28	28	AUTRE	PLACAGES, CONTRE-PLAQ.
ROAD MOTOR VEH. NES	U K	3			3	R U	VEH. AUTOM. ROUTIERS NDA
CONTAINERIZED FREIGHT	LIBER	843			843	LIBER	FRET CONTENEURESE
	OTHER	158			158	AUTRE	
<b>COMMODITY TOTAL</b>		<b>1,001</b>			<b>1,001</b>		<b>TOTAL DE MARCHANDISE</b>
<b>COUNTRY/REGION TOTAL</b>		<b>31,331*</b>	<b>*</b>	<b>48*</b>	<b>31,379*</b>		<b>TOTAL DE PAYS/REGION</b>
<b>QATAR</b>							<b>QATAR</b>
SHORTENING	NORW	5			5	NORV	GRAISSE CULINAIRE
MISC. FOOD PREP. NES	U K	4			4	R U	DIV. PREP. ALIM. NDA
METAL FAB. BASIC PROD.	NORW	15			15	NORV	OUVR. DE BASE EN METAL
EQUIPMENT MISC.	U K	18			18	R U	MATERIEL DIVERS
	NORW	29			29	NORV	
<b>COMMODITY TOTAL</b>		<b>47</b>			<b>47</b>		<b>TOTAL DE MARCHANDISE</b>
PERSONAL, HSEHOLD GOODS	NORW	2			2	NORV	ART. PERS. ET MENAGERS
CONTAINERIZED FREIGHT	U K	15			15	R U	FRET CONTENEURESE
	NORW	15			15	NORV	
<b>COMMODITY TOTAL</b>		<b>30</b>			<b>30</b>		<b>TOTAL DE MARCHANDISE</b>
<b>COUNTRY/REGION TOTAL</b>		<b>103*</b>	<b>*</b>	<b>*</b>	<b>103*</b>		<b>TOTAL DE PAYS/REGION</b>
<b>EMIRATES U.A.</b>							<b>EMIRATS A.U.</b>
DAIRY PROD. EGGS, HONEY	GREEK	2			2	GREGQ	PROD. LAIT., OEUFS, MIEL
WHEAT FLOUR	U K	38			38	R U	FARINE DE BLE
	GREEK	85			85	GREGQ	
	NORW	54			54	NORV	
<b>COMMODITY TOTAL</b>		<b>177</b>			<b>177</b>		<b>TOTAL DE MARCHANDISE</b>
MACARONI, CEREAL PROD.	NORW	1			1	NORV	PATES ALIM. PROD. CEREAL
SPICES	NORW	19			19	NORV	EPICES
SHORTENING	GREEK	4			4	GREGQ	GRAISSE CULINAIRE
	NORW	15			15	NORV	
<b>COMMODITY TOTAL</b>		<b>19</b>			<b>19</b>		<b>TOTAL DE MARCHANDISE</b>
MISC. FOOD PREP. NES	NORW	20			20	NORV	DIV. PREP. ALIM. NDA
CONC. COMPLETE FEEDS	NORW	5			5	NORV	CONC., PROV. COMPLETEES
	OTHER	9			9	AUTRE	
<b>COMMODITY TOTAL</b>		<b>14</b>			<b>14</b>		<b>TOTAL DE MARCHANDISE</b>
TOBACCO NES	NORW	25			25	NORV	TABACS NDA
CRUDE VEG. PROD. NES	U K			1	1	R U	PR. BRUTS ORIG. VEG. NDA
ASBESTOS	GREEK	553			553	GREGQ	AMIANTE
	NORW			705	705	NORV	
	LIBER	302			302	LIBER	
<b>COMMODITY TOTAL</b>		<b>855</b>		<b>705</b>	<b>1,560</b>		<b>TOTAL DE MARCHANDISE</b>

TABLE 14. COMMODITIES LOADED FOR FOREIGN COUNTRIES BY COUNTRY OF DESTINATION, REGISTRY OF VESSEL AND CANADIAN REGION - 1977

TABLEAU 14. MARCHANDISES CHARGÉES À DESTINATION DE PAYS ÉTRANGERS SELON LE PAYS DE DESTINATION, L'IMMATRICULATION DU NAVIRE ET LA RÉGION DU CANADA - 1977

		SHORT TONS - TONNES COURTES						
COUNTRY OF DESTINATION AND KIND OF CARGO	REGISTRY OF VESSEL	ATLANTIC ATLANTIQUE	GREAT LAKES GRANDS LACS	PACIFIC PACIFIQUE	TOTAL TOTAL	IMMATIC. DU NAVIRE	PAYS DE DESTINATION ET MARCHANDISE	
<b>EMIRATES U.A. COMT. LUMBER AND TIMBER BLOC. PAPER AND BOARD</b>	U K			1,716	1,716	R U	<b>EMIRATS A.U. SUITE BOIS D'OEUVRE ET CHARP. PLAQ. CONSTR., PAP/CART.</b>	
	GREEK	2			2	GRECQ		
	NORW	18			18	NORV		
<b>COMMODITY TOTAL</b>		20			20		<b>TOTAL DE MARCHANDISE</b>	
<b>CHEM. SPECIALTIES NES</b>	NORW			15	15	NORV	<b>PROD. CHIM. SPECIAUX NDA</b>	
<b>PIPES, TUBES: IRON, STEEL</b>	NORW	16			16	NORV	<b>TUYAUX, TUBES: FER, ACIER</b>	
<b>ALUMINIUM</b>	GREEK	136			136	GRECQ	<b>ALUMINIUM</b>	
<b>COPPER AND ALLOYS</b>	OTHER	495			495	AUTRE	<b>CUIVRE ET ALLIAGES</b>	
<b>NICKEL AND ALLOYS</b>	OTHER	497			497	AUTRE	<b>NICKEL ET ALLIAGES</b>	
<b>METAL FAB. BASIC PROD.</b>	U K	77			77	R U	<b>OUVR. DE BASE EN METAL</b>	
	GREEK	14			14	GRECQ		
	NORW	100			100	NORV		
	OTHER	29			29	AUTRE		
<b>COMMODITY TOTAL</b>		220			220		<b>TOTAL DE MARCHANDISE</b>	
<b>BRICKS, TILES NES</b>	GREEK	154			154	GRECQ	<b>BRICKS, TILES NDA</b>	
	NORW	5			5	NORV		
<b>COMMODITY TOTAL</b>		159			159		<b>TOTAL DE MARCHANDISE</b>	
<b>MISC. FABRICATED PROD. MACHINERY NES</b>	DENMK	39			39	DANMK	<b>OUVRAGES DIVERS MACHINES NDA</b>	
	U K	8			8	R U		
	GER	56			56	ALL		
	GREEK	1			1	GRECQ		
	NORW	47			51	NORV		
<b>COMMODITY TOTAL</b>		112		4	116		<b>TOTAL DE MARCHANDISE</b>	
<b>TRUCKS AND CHASSIS</b>	GER	655			655	ALL	<b>CAMIONS ET CHASSIS</b>	
	GREEK	633			633	GRECQ		
<b>COMMODITY TOTAL</b>		1,288			1,288		<b>TOTAL DE MARCHANDISE</b>	
<b>MOTOR VEHICLE ENGINES SHIPS, AIRCRAFT, MIS. VEH</b>	NORW	1			1	NORV	<b>MOTEURS DE VEH. AUTOM. NAVIRES, AVIONS, VEH. DIV</b>	
	GREEK	82			82	GRECQ		
	NORW			9	9	NORV		
<b>COMMODITY TOTAL</b>		82		9	91		<b>TOTAL DE MARCHANDISE</b>	
<b>EQUIPMENT MISC.</b>	U K	132			132	R U	<b>MATERIEL DIVERS</b>	
	GER	139			139	ALL		
	GREEK	49			49	GRECQ		
	NORW	212			218	NORV		
<b>COMMODITY TOTAL</b>		532		6	538		<b>TOTAL DE MARCHANDISE</b>	
<b>PERSONAL, HOUSEHOLD GOODS MISC. END PRODUCTS NES</b>	NORW	1			1	NORV	<b>ART. PERSON. ET MENAGERS</b>	
	GREEK	19			19	GRECQ	<b>PRODUITS FINIS DIV. NDA</b>	
	NORW	2			2	NORV		
<b>COMMODITY TOTAL</b>		21			21		<b>TOTAL DE MARCHANDISE</b>	
<b>CONTAINERIZED FREIGHT</b>	U K	96			96	R U	<b>FRET CONTENEURESE</b>	
	GREEK	720			720	GRECQ		
	NORW	159			159	NORV		
<b>COMMODITY TOTAL</b>		975			975		<b>TOTAL DE MARCHANDISE</b>	
<b>COUNTRY/REGION TOTAL</b>		5,726*	*	2,456*	8,182*		<b>TOTAL DE PAYS/REGION</b>	
<b>ETHIOPIA</b>							<b>ETHIOPIE</b>	
<b>MILK POWDER</b>	GREEK	62			62	GRECQ	<b>LAIT EN POUDE</b>	
<b>WHEAT</b>	LIBER	23,150			23,150	LIBER	<b>BLE</b>	
<b>TRACTORS</b>	GREEK	976			976	GRECQ	<b>TRACTEURS</b>	
<b>MACHINERY NES</b>	GREEK	205			205	GRECQ	<b>MACHINES NDA</b>	
<b>MISC. END PRODUCTS NES</b>	GREEK	2			2	GRECQ	<b>PRODUITS FINIS DIV. NDA</b>	
<b>COUNTRY/REGION TOTAL</b>		24,395*	*	*	24,395*		<b>TOTAL DE PAYS/REGION</b>	
<b>IRAN</b>							<b>IRAN</b>	
<b>MILK POWDER</b>	GREEK	3,670			3,670	GRECQ	<b>LAIT EN POUDE</b>	
	OTHER	3,949			3,949	AUTRE		
<b>COMMODITY TOTAL</b>		7,619			7,619		<b>TOTAL DE MARCHANDISE</b>	
<b>BARLEY</b>	GREEK	79,812			79,812	GRECQ	<b>ORGE</b>	
	ITALY	26,763			26,763	ITAL		
	LIBER	55,116		34,804	89,920	LIBER		
<b>COMMODITY TOTAL</b>		161,691		34,804	196,495		<b>TOTAL DE MARCHANDISE</b>	
<b>VEGETABLES, ORIED SPICES</b>	OTHER	1,189			1,189	AUTRE	<b>LEGUMES, SECS</b>	
<b>ASBESTOS</b>	DENMK	12			12	DANMK	<b>EPICES</b>	
	DENMK	4,743			4,743	DANMK	<b>AMIANTE</b>	
	GREEK	75			75	GRECQ		
	NORW			563	563	NORV		
	LIBER	3,938			3,938	LIBER		
<b>COMMODITY TOTAL</b>		8,756		563	9,319		<b>TOTAL DE MARCHANDISE</b>	
<b>LUMBER AND TIMBER PULP</b>	PANAM			6,260	6,260	PANAM	<b>BOIS D'OEUVRE ET CHARP. PATE</b>	
	NORW			6,326	6,326	NORV		
	OTHER	4,442	2,264		6,706	AUTRE		
<b>COMMODITY TOTAL</b>		4,442	2,264	6,326	13,032		<b>TOTAL DE MARCHANDISE</b>	
<b>NEWSPRINT PAPER</b>	GREEK	3,799			3,799	GRECQ	<b>PAPIER JOURNAL</b>	
	PANAM	3,290			3,290	PANAM		
	OTHER	11,211			11,211	AUTRE		
<b>COMMODITY TOTAL</b>		18,300			18,300		<b>TOTAL DE MARCHANDISE</b>	
<b>PAPER NES</b>	DENMK	23			23	DANMK	<b>PAPIER NDA</b>	
	OTHER	1,276			1,276	AUTRE		
<b>COMMODITY TOTAL</b>		1,299			1,299		<b>TOTAL DE MARCHANDISE</b>	
<b>PAPERBOARD</b>	JAPAN	3,998			3,998	JAPON	<b>CARTON</b>	
	OTHER	4,356			4,356	AUTRE		
<b>COMMODITY TOTAL</b>		8,354			8,354		<b>TOTAL DE MARCHANDISE</b>	

TABLE 1A. COMMODITIES LOADED FOR FOREIGN COUNTRIES BY COUNTRY OF DESTINATION, REGISTRY OF VESSEL AND CANADIAN REGION - 1977

TABLÉAU 1A. MARCHANDISES CHARGÉES À DESTINATION DE PAYS ÉTRANGERS SELON LE PAYS DE DESTINATION, L'IMMATRICULATION

DU NAVIRE ET LA RÉGION DU CANADA - 1977

SHORT TONS - TONNES COURTES

COUNTRY OF DESTINATION AND KIND OF CARGO	REGISTRY OF VESSEL	ATLANTIC ATLANTIQUE	GREAT LAKES GRANDS LACS	PACIFIC PACIFIQUE	TOTAL TOTAL	IMMATIC. DU NAVIRE	PAYS DE DESTINATION ET MARCHANDISE
<b>IRAN</b>							<b>IRAN</b>
TEXTILE FAB. MTL NES	DENMK	22			22	DANMK	SUITE
	GREEK	1			1	GREGQ	OUVR. EN MAT. TEXT. NDA
<b>COMMODITY TOTAL</b>		<b>23</b>			<b>23</b>		<b>TOTAL DE MARCHANDISE</b>
ANIMAL CILS, EXC. MARINE	NORW			492	492	NORV	HUIL. ANIM. SAUF AN. MAR.
ORGANIC CHEMICALS NES	U K	34			34	R U	PROD. CHIM. ORGAN. NDA
AGRICULTURAL CHEMICALS	OTHER	5			5	AUTRE	PROD. CHIM. AGRIC. NDA
PLASTIC MATERIALS	DENMK	799			799	DANMK	MATIERES PLASTIQUES
ASPHALTS, ROAD CILS	GREEK	3			3	GREGQ	ASPHALTE, BITUME LIQD.
STRUCTURAL SHAPES	NORW			147	147	NORV	PROFILES DE CONSTRUCT.
COPPER AND ALLOYS	DENMK	1,575			1,575	DANMK	CUIVRE ET ALLIAGES
	LIBER	1,034			1,034	LIBER	
<b>COMMODITY TOTAL</b>		<b>2,609</b>			<b>2,609</b>		<b>TOTAL DE MARCHANDISE</b>
METAL FAB. BASIC PROD.	GREEK	2			2	GREGQ	OUVR. DE BASE EN METAL
BRICKS, TILES NES	DENMK	318			318	DANMK	BRIQUES, TILES NDA
NON-MET. MIN. BASIC PROD	GREEK	48			48	GREGQ	PROD. MIN. NON-MET. BASE
MACHINERY NES	NORW			10	10	NORV	MACHINES NDA
	JAPAN	8			8	JAPON	
	OTHER	107			107	AUTRE	
<b>COMMODITY TOTAL</b>		<b>115</b>			<b>125</b>		<b>TOTAL DE MARCHANDISE</b>
TRUCKS AND CHASSIS	NORW			10	10	NORV	CAMIONS ET CHASSIS
	OTHER	10			10	AUTRE	
<b>COMMODITY TOTAL</b>		<b>10</b>			<b>48</b>		<b>TOTAL DE MARCHANDISE</b>
EQUIPMENT MISC.	GER	54			54	ALL	MATERIEL DIVERS
	GREEK	13			13	GREGQ	
	NORW	41			41	NORV	
	OTHER	258			258	AUTRE	
<b>COMMODITY TOTAL</b>		<b>366</b>			<b>366</b>		<b>TOTAL DE MARCHANDISE</b>
PERSONAL, HSEHOLD GOODS	NORW	6		1	7	NORV	ART. PERS. ET MENAGERS
MISC. END PRODUCTS NES	PANAM		2,523		2,523	PANAM	PRODUITS FINIS DIV. NDA
CONTAINERIZED FREIGHT	U K	26			26	R U	FRET CONTENEURS
	GER	38			38	ALL	
	GREEK	209			209	GREGQ	
	NORW	52			52	NORV	
	LIBER	149			149	LIBER	
	OTHER	51			51	AUTRE	
<b>COMMODITY TOTAL</b>		<b>525</b>			<b>525</b>		<b>TOTAL DE MARCHANDISE</b>
<b>COUNTRY/REGION TOTAL</b>		<b>216,525*</b>	<b>4,787*</b>	<b>48,641*</b>	<b>269,953*</b>		<b>TOTAL DE PAYS/REGION</b>
<b>IRAQ</b>							<b>IRAQ</b>
BARLEY	GREEK	20,614			20,614	GREGQ	ORGE
	LIBER	7,070		7,523	14,593	LIBER	
	JAPAN			15,625	15,625	JAPON	
	OTHER	3,391			3,391	AUTRE	
<b>COMMODITY TOTAL</b>		<b>31,075</b>			<b>54,223</b>		<b>TOTAL DE MARCHANDISE</b>
WHEAT	U K	43,400		23,148	43,400	R U	BLE
	GREEK	89,211			89,211	GREGQ	
	NORW	20,916			20,916	NORV	
	LIBER	53,538		18,519	72,057	LIBER	
	PANAM	37,895			37,895	PANAM	
	OTHER	109,666			109,666	AUTRE	
<b>COMMODITY TOTAL</b>		<b>354,626</b>			<b>373,145</b>		<b>TOTAL DE MARCHANDISE</b>
VEGETABLES, DRIED	GREEK	332		18,519	332	GREGQ	LEGUMES, SECS
ASBESTOS	GREEK	3,514			3,514	GREGQ	AMIANTE
PULP	OTHER	242			242	AUTRE	PATE
PAPER NES	LIBER			2,188	2,188	LIBER	PAPIER NDA
	PANAM			1,377	1,377	PANAM	
				3,565	3,565		
<b>COMMODITY TOTAL</b>		<b>131</b>			<b>131</b>		<b>TOTAL DE MARCHANDISE</b>
TEXTILE FAB. MTL NES	GREEK	55			55	GREGQ	OUVR. EN MAT. TEXT. NDA
ALUMINUM	OTHER	115			115	AUTRE	ALUMINIUM
NON-MET. MIN. BASIC PROD	GREEK	60			60	GREGQ	PROD. MIN. NON-MET. BASE
MISC. FABRICATED PROD.	GREEK	1			1	GREGQ	OUVRAGES DIVERS
MACHINERY NES	GREEK	20			20	GREGQ	MACHINES NDA
MOTOR VEHICLE ENGINES	GREEK	4			4	GREGQ	MOTEURS DE VEH. AUTOM.
EQUIPMENT MISC.	OTHER	2			2	AUTRE	MATERIEL DIVERS
<b>COMMODITY TOTAL</b>		<b>6</b>			<b>6</b>		<b>TOTAL DE MARCHANDISE</b>
<b>COUNTRY/REGION TOTAL</b>		<b>390,177*</b>	<b>*</b>	<b>45,232*</b>	<b>435,409*</b>		<b>TOTAL DE PAYS/REGION</b>
<b>ISRAEL</b>							<b>ISRAEL</b>
BARLEY	OTHER	64,079		31,164	95,243	AUTRE	ORGE
WHEAT	OTHER	1,176			1,176	AUTRE	BLE
ASBESTOS	U K	240			240	R U	AMIANTE
WASTE AND SCRAP NES	U K	896			896	R U	DECHETS ET PERITS NDA
LUMBER AND TIMBER	U K	941			941	R U	BOTS DEIVRE ET CHARB.
PAPER NES	U K	6			6	R U	PAPIER NDA
ALUMINUM	U K	293			293	R U	ALUMINIUM
	OTHER			2,263	2,263	AUTRE	
<b>COMMODITY TOTAL</b>		<b>293</b>			<b>2,556</b>		<b>TOTAL DE MARCHANDISE</b>
COPPER AND ALLOYS	OTHER	31			31	AUTRE	CUIVRE ET ALLIAGES
ZINC AND ALLOYS	U K	225			225	R U	ZINC ET ALLIAGES
MACHINERY NES	OTHER	1,383			1,383	AUTRE	MACHINES NDA
EQUIPMENT MISC.	U K	2,436			2,436	R U	MATERIEL DIVERS



TABLE 1A. COMMODITIES LOADED FOR FOREIGN COUNTRIES BY COUNTRY OF DESTINATION, REGISTRY OF VESSEL AND CANADIAN REGION - 1977

TABLEAU 1A. MARCHANDISES CHARGÉES À DESTINATION DE PAYS ÉTRANGERS SELON LE PAYS DE DESTINATION, L'IMMATRICULATION DU NAVIRE ET LA RÉGION DU CANADA - 1977

SHORT TONS - TONNES COURTES

COUNTRY OF DESTINATION AND KIND OF CARGO	REGISTRY OF VESSEL	ATLANTIC ATLANTIQUE	GREAT LAKES GRANDS LACS	PACIFIC PACIFIQUE	TOTAL TOTAL	IMMATRIC. DU NAVIRE	PAYS DE DESTINATION ET MARCHANDISE
<b>ISRAEL CONT.</b>							<b>ISRAEL SUITE</b>
	OTHER	910			910	AUTRE	
<b>COMMODITY TOTAL</b>		<b>3,346</b>			<b>3,346</b>		<b>TOTAL DE MARCHANDISE</b>
PERSONAL, HOUSEHOLD GOODS	U K	10			10	R U	ART. PERS. ET MENAGERS
GENERAL CARGO	U K	2			2	R U	MARCHANDISES DIVERSES
CONTAINERIZED FREIGHT	GER	14,529			14,529	ALL	FRET CONTENEURESE
	LIBER	10,729			10,729	LIBER	
	OTHER	20,218			20,218	AUTRE	
<b>COMMODITY TOTAL</b>		<b>45,476</b>			<b>45,476</b>		<b>TOTAL DE MARCHANDISE</b>
<b>COUNTRY/REGION TOTAL</b>		<b>118,104*</b>	*	<b>33,427*</b>	<b>151,531*</b>		<b>TOTAL DE PAYS/REGION</b>
<b>JORDAN</b>							<b>JORDANIE</b>
MILK POWDER	GREEK	833			833	GRECQ	LAIT EN POUFRE
WHEAT FLOUR	GREEK	31			31	GRECQ	FARINE DE BLE
	ITALY	968			968	ITAL	
<b>COMMODITY TOTAL</b>		<b>999</b>			<b>999</b>		<b>TOTAL DE MARCHANDISE</b>
VEGETABLES, DRIED	GREEK	298			298	GRECQ	LEGUMES, SECS
SHORTENING	GREEK	13			13	GRECQ	GRAISSE CULINAIRE
MISC. FOOD PREP. NES	GREEK	6			6	GRECQ	DIV. PREP. ALIM. NDA
CONC. COMPLETE FEEDS	GREEK	6			6	GRECQ	CONC., PROV. COMPLETES
TEXTILE FAB. MYL NES	GREEK	5			5	GRECQ	OUVR. EN MAT. TEXT. NDA
METAL FAB. BASIC PROD.	GREEK	25			25	GRECQ	OUVR. DE BASE EN METAL
MISC. FABRICATED PROD.	GREEK	55			55	GRECQ	OUVRAGES DIVERS
MACHINERY NES	GREEK	1			1	GRECQ	MACHINES NDA
	NORV	25			25	NORV	
<b>COMMODITY TOTAL</b>		<b>26</b>			<b>26</b>		<b>TOTAL DE MARCHANDISE</b>
PASS. AUTOS AND CHASSIS	GREEK	2			2	GRECQ	VOITURES PART., CHASSIS
MOTOR VEHICLE ENGINES	GREEK	6			6	GRECQ	MOTEURS DE VEH. AUTOM.
	NORV	5			5	NORV	
<b>COMMODITY TOTAL</b>		<b>11</b>			<b>11</b>		<b>TOTAL DE MARCHANDISE</b>
EQUIPMENT MISC.	GREEK	19			19	GRECQ	MATERIEL DIVERS
PERSONAL, HOUSEHOLD GOODS	GREEK	6			6	GRECQ	ART. PERS. ET MENAGERS
FIREARMS, AMMUNITION	GREEK	1			1	GRECQ	ARMES A FEU, MUNITIONS
MISC. END PRODUCTS NES	GREEK	815			815	GRECQ	PRODUITS FINIS DIV. NDA
CONTAINERIZED FREIGHT	GREEK	8			8	GRECQ	FRET CONTENEURESE
<b>COUNTRY/REGION TOTAL</b>		<b>3,128*</b>	*	*	<b>3,128*</b>		<b>TOTAL DE PAYS/REGION</b>
<b>KUWAIT</b>							<b>KOWEIT</b>
MACARONI, CEREAL PROD.	NORV	2			2	NORV	PATES ALIM. PROD. CEREAL
FRUITS, PREP. CANNED	NORV	4			4	NORV	FRUITS PREP. EN BOITE
SHORTENING	GREEK	17			17	GRECQ	GRAISSE CULINAIRE
LARD	NORV	17			17	NORV	SAINDOUX
MISC. FOOD PREP. NES	U K	16			16	R U	DIV. PREP. ALIM. NDA
	NORV	15			15	NORV	
<b>COMMODITY TOTAL</b>		<b>31</b>			<b>31</b>		<b>TOTAL DE MARCHANDISE</b>
TOBACCO NES	NORV	1			1	NORV	TABACS NDA
LUMBER AND TIMBER	GREEK	6,608			6,608	GRECQ	BOIS D'OEUVRE ET CHARP.
	LIBER	4,978			4,978	LIBER	
	PANAM			7,721	7,721	PANAM	
<b>COMMODITY TOTAL</b>		<b>11,586</b>		<b>7,721</b>	<b>19,307</b>		<b>TOTAL DE MARCHANDISE</b>
VENEER, PLYWOOD	PANAM			66	66	PANAM	PLACAGES, CONTRE-PLAQ.
PULP	PANAM			1,200	1,200	PANAM	PATE
PAPER NES	U K			579	579	R U	PAPIER NDA
PLASTIC MATERIALS	NORV	15			15	NORV	MATIERES PLASTIQUES
	OTHER	4			4	AUTRE	
<b>COMMODITY TOTAL</b>		<b>19</b>			<b>19</b>		<b>TOTAL DE MARCHANDISE</b>
CHEM. SPECIALTIES NES	NORV	9			9	NORV	PROD. CHIM. SPECIAUX NDA
METAL FAB. BASIC PROD.	GREEK	3			3	GRECQ	OUVR. DE BASE EN METAL
	PANAM			5	5	PANAM	
<b>COMMODITY TOTAL</b>		<b>3</b>		<b>5</b>	<b>8</b>		<b>TOTAL DE MARCHANDISE</b>
BRICKS, TILES NES	GREEK	120			120	GRECQ	BRQUES, TUILLES NDA
	LIBER	156			156	LIBER	
<b>COMMODITY TOTAL</b>		<b>276</b>			<b>276</b>		<b>TOTAL DE MARCHANDISE</b>
NON-MET. MIN. BASIC PROD.	GREEK	19			19	GRECQ	PROD. MIN. NON-MET. BASE
MISC. FABRICATED PROD.	GREEK	260			260	GRECQ	OUVRAGES DIVERS
	LIBER	177			177	LIBER	
<b>COMMODITY TOTAL</b>		<b>437</b>			<b>437</b>		<b>TOTAL DE MARCHANDISE</b>
MACHINERY NES	NORV			126	126	NORV	MACHINES NDA
	PANAM			4	4	PANAM	
<b>COMMODITY TOTAL</b>				<b>130</b>	<b>130</b>		<b>TOTAL DE MARCHANDISE</b>
MOTOR VEHICLE ENGINES	NORV	25			25	NORV	MOTEURS DE VEH. AUTOM.
	OTHER	1			1	AUTRE	
<b>COMMODITY TOTAL</b>		<b>26</b>			<b>26</b>		<b>TOTAL DE MARCHANDISE</b>
EQUIPMENT MISC.	U K	81			81	R U	MATERIEL DIVERS
	DENMK	373			373	DANMK	
	GREEK	62			62	GRECQ	
	NORV	324		280	604	NORV	
	PANAM			33	33	PANAM	
	OTHER	29			29	AUTRE	
<b>COMMODITY TOTAL</b>		<b>869</b>		<b>313</b>	<b>1,182</b>		<b>TOTAL DE MARCHANDISE</b>
PERSONAL, HOUSEHOLD GOODS	U K	1			1	R U	ART. PERS. ET MENAGERS
	GREEK	8			8	GRECQ	
	NORV	1		1	2	NORV	

TABLE 14. COMMODITIES LOADED FOR FOREIGN COUNTRIES BY COUNTRY OF DESTINATION, REGISTRY OF VESSEL AND CANADIAN REGION - 1977

TABLÉAU 14. MARCHANDISES CHARGÉES À DESTINATION DE PAYS ÉTRANGERS SELON LE PAYS DE DESTINATION, L'IMMATRICULATION DU NAVIRE ET LA RÉGION DU CANADA - 1977

		SHORT TONS - TONNES COURTES					
COUNTRY OF DESTINATION AND KIND OF CARGO	REGISTRY OF VESSEL	ATLANTIC ATLANTIQUE	GREAT LAKES GRANDS LACS	PACIFIC PACIFIQUE	TOTAL TOTAL	IMMATIC. DU NAVIRE	PAYS DE DESTINATION ET MARCHANDISE
<b>KUWAIT CONT.</b>							<b>KOWEIT SUITE</b>
COMMODITY TOTAL		10		1	11		TOTAL DE MARCHANDISE
MISC. END PRODUCTS NES	NORV	16			16	NORV	PRODUITS FINIS DIV.NDA
CONTAINERIZED FREIGHT	U K	58			58	R U	FRET CONTENEURESE
	GREEK	297			297	GRECQ	
	NORV	224			224	NORV	
	OTHER	58			58	AUTRE	
COMMODITY TOTAL		637			637		TOTAL DE MARCHANDISE
COUNTRY/REGION TOTAL		13,979*	*	10,015*	23,994*		TOTAL DE PAYS/REGION
<b>LEBANON</b>							<b>LIBAN</b>
FISH, FRESH OR FROZEN	GREEK	28			28	GRECQ	POISSON, FRAIS OU CONG.
MILK POWDER	GREEK	34			34	GRECQ	LAIT EN POUVRE
BARLEY	GREEK	12,817			12,817	GRECQ	ORGE
	NORV	9,616			9,616	NORV	
COMMODITY TOTAL		22,433			22,433		TOTAL DE MARCHANDISE
WHEAT	LIBER	9,733			9,733	LIBER	BLE
	OTHER	20,933	36,866		57,799	AUTRE	
COMMODITY TOTAL		30,666	36,866		67,532		TOTAL DE MARCHANDISE
SPICES	GREEK	3			3	GRECQ	ÉPICES
MISC. FOOD PREP. NES	GREEK	7			7	GRECQ	DIV. PREP. ALIM. NDA
ASBESTOS	GREEK	1,504			1,504	GRECQ	AMIANTE
	OTHER			935	935	AUTRE	
COMMODITY TOTAL		1,504		935	2,439		TOTAL DE MARCHANDISE
LUMBER AND TIMBER	OTHER			89	89	AUTRE	BOIS D'OEUVRE ET CHARP.
PULP	GREEK	34			34	GRECQ	PÂTE
NEWSPRINT PAPER	GREEK	610			610	GRECQ	PAPIER JOURNAL
	OTHER	1,097			1,097	AUTRE	
COMMODITY TOTAL		1,707			1,707		TOTAL DE MARCHANDISE
PAPER NES	GREEK	169			169	GRECQ	PAPIER NDA
PAPERBOARD	GREEK	34			34	GRECQ	CARTON
TEXTILE FAB. MTL NES	GREEK	3			3	GRECQ	OUVR. EN MAT. TEXT. NDA
VEG. OILS, FATS NES	GREEK	991			991	GRECQ	HUIL. MAT. GRAS. VEG. NDA
PLATE & SHEET STEEL	GREEK	332			332	GRECQ	TOLES, FEUILLES D'ACIER
ALUMINUM	GREEK	56			56	GRECQ	ALUMINIUM
COPPER AND ALLOYS	GREEK	2			2	GRECQ	CUivre ET ALLIAGES
BRICKS, TILES NES	GREEK	1,100			1,100	GRECQ	BRIQUES, TILES NDA
MISC. FABRICATED PROD.	GREEK	33			33	GRECQ	OUVRAGES DIVERS
PASS. AUTOS AND CHASSIS	GREEK	2			2	GRECQ	VOITURES PART., CHASSIS
MOTOR VEHICLE ENGINES	GREEK	10			10	GRECQ	MOTEURS DE VEH. AUTOM.
EQUIPMENT MISC.	GREEK	88			88	GRECQ	MATERIEL DIVERS
PERSONAL, HOUSEHOLD GOODS	GREEK	32			32	GRECQ	ART. PERS. ET MENAGERS
CONTAINERIZED FREIGHT	GREEK	13			13	GRECQ	FRET CONTENEURESE
COUNTRY/REGION TOTAL		59,281*	36,866*	1,024*	97,171*		TOTAL DE PAYS/REGION
<b>LIBYA</b>							<b>LIBYE</b>
WHEAT	GREEK	3,834			3,834	GRECQ	BLE
	OTHER	12,126			12,126	AUTRE	
COMMODITY TOTAL		15,960			15,960		TOTAL DE MARCHANDISE
BOLTS, ROUND TIMBER	GER	4,443			4,443	ALL	BILLOTS, BOIS ROUNDS
	NORV	5,085			5,085	NORV	
COMMODITY TOTAL		9,528			9,528		TOTAL DE MARCHANDISE
COUNTRY/REGION TOTAL		25,488*	*	*	25,488*		TOTAL DE PAYS/REGION
<b>SAUDI ARABIA</b>							<b>ARABIE SAOUDIT</b>
WHEAT	GREEK	7,236			7,236	GRECQ	BLE
	NORV			3,433	3,433	NORV	
COMMODITY TOTAL		7,236		3,433	10,669		TOTAL DE MARCHANDISE
WHEAT FLOUR	NORV	106			106	NORV	FARINE DE BLE
SHORTENING	NORV	15			15	NORV	GRAISSE CULINAIRE
	OTHER	17			17	AUTRE	
COMMODITY TOTAL		32			32		TOTAL DE MARCHANDISE
MISC. FOOD PREP. NES	NORV	26			26	NORV	DIV. PREP. ALIM. NDA
	OTHER	4			4	AUTRE	
COMMODITY TOTAL		30			30		TOTAL DE MARCHANDISE
CONC. COMPLETE FEEDS	OTHER	5			5	AUTRE	CONC. PROV. COMPLETES
NON-ALCOHOLIC BEVERAGE	NORV	19			19	NORV	BOISSONS NON-ALCOOLIQ.
ASBESTOS	NORV			134	134	NORV	AMIANTE
	PANAM			1,005	1,005	PANAM	
COMMODITY TOTAL				1,139	1,139		TOTAL DE MARCHANDISE
LUMBER AND TIMBER	GREEK	127			127	GRECQ	BOIS D'OEUVRE ET CHARP.
	NORV			18	18	NORV	
	LIBER			7,432	7,432	LIBER	
	PANAM			6,861	6,861	PANAM	
COMMODITY TOTAL		127		14,311	14,438		TOTAL DE MARCHANDISE
WOOD FAB. MATERIALS	PANAM			12	12	PANAM	DEMI-PRODUITS EN BOIS
PULP	NORV	2,902			2,902	NORV	PÂTE
NEWSPRINT PAPER	OTHER	473			473	AUTRE	PAPIER JOURNAL
PAPER NES	U K			1,138	1,138	R U	PAPIER NDA
	NORV			5	5	NORV	
	LIBER			2,579	2,579	LIBER	

TABLE 14. COMMODITIES LOADED FOR FOREIGN COUNTRIES BY COUNTRY OF DESTINATION, REGISTRY OF VESSEL AND CANADIAN REGION - 1977

TABLEAU 14. MARCHANDISES CHARGÉES À DESTINATION DE PAYS ÉTRANGERS SELON LE PAYS DE DESTINATION, L'IMMATRICULATION DU NAVIRE ET LA RÉGION DU CANADA - 1977

		SHORT TONS - TONNES COURTES						
COUNTRY OF DESTINATION AND KIND OF CARGO	REGISTRY OF VESSEL	ATLANTIC ATLANTIQUE	GREAT LAKES GRANDS LACS	PACIFIC PACIFIQUE	TOTAL TOTAL	IMMATRIC. DU NAVIRE	PAYS DE DESTINATION ET MARCHANDISE	
SAUDI ARABIA CONT.							ARABIE SAOUDITE SUITE	
COMMODITY TOTAL	PANAM			2,000	2,000	PANAM		
BLDG. PAPER AND BOARD	GREEK	12		5,722	5,722	GRECQ	TOTAL DE MARCHANDISE	
	NORW	3			3	NORV	PLAQ. CONSTR., PAP/CART.	
COMMODITY TOTAL		15			15		TOTAL DE MARCHANDISE	
TEXTILE FAB. MTL NES	NORW	17			17	NORV	OUVR. EN MAT. TEXT. NDA	
PLASTIC MATERIALS	GER	29			29	ALL	MATIERES PLASTIQUES	
	NORW	17			17	NORV		
COMMODITY TOTAL		46			46		TOTAL DE MARCHANDISE	
DYESTUFF, PIGMENT, PAINT	U K	20			20	R U	MAT. COLOR. PIG. PEINTURE	
	GREEK	21			21	GRECQ		
	NORW	27			27	NORV		
COMMODITY TOTAL		68			68		TOTAL DE MARCHANDISE	
PLATE & SHEET STEEL	U K	51			51	R U	TOLES, FEUILLES DACIER	
	GREEK	130			130	GRECQ		
COMMODITY TOTAL		181			181		TOTAL DE MARCHANDISE	
METAL FAB. BASIC PROD.	U K	11			11	R U	OUVR. DE BASE EN METAL	
	GER	21			21	ALL		
	GREEK	196			196	GRECQ		
	NORW	18			18	NORV		
COMMODITY TOTAL		246			246		TOTAL DE MARCHANDISE	
BRICKS, TILES NES	GREEK	506			506	GRECQ	BRIQUES, TUILES NDA	
ASBESTOS BASIC PROD.	GREEK	19			19	GRECQ	OUVR. DE BASE AMIANTE	
CEMENT BASIC PROD.	PANAM			62	62	PANAM	OUVR. DE BASE CIMENT	
NON-MET. MIN. BASIC PROD	U K	21			21	R U	PROD. MIN. NON-MET. BASE	
	GER	7			7	ALL		
COMMODITY TOTAL		28			28		TOTAL DE MARCHANDISE	
MISC. FABRICATED PROD.	GREEK	17			17	GRECQ	OUVRAGES DIVERS	
	OTHER	2			2	AUTRE		
COMMODITY TOTAL		19			19		TOTAL DE MARCHANDISE	
MACHINERY NES	GREEK	9,098			9,098	GRECQ	MACHINES NDA	
	NORW			68	68	NORV		
	PANAM			4	4	PANAM		
COMMODITY TOTAL		9,098		72	9,170		TOTAL DE MARCHANDISE	
TRUCKS AND CHASSIS	GREEK	187			187	GRECQ	CAMIONS ET CHASSIS	
MOTOR VEHICLE ENGINES	GREEK	11			11	GRECQ	MOTEURS DE VEH. AUTOM.	
	NORW	8			8	NORV		
COMMODITY TOTAL		19			19		TOTAL DE MARCHANDISE	
ROAD MOTOR VEH. NES	GREEK	856			856	GRECQ	VEH. AUTOM. ROUTIERS NDA	
	PANAM			8	8	PANAM		
COMMODITY TOTAL		856		8	864		TOTAL DE MARCHANDISE	
EQUIPMENT MISC.	U K	254			254	R U	MATERIEL DIVERS	
	GER	667			667	ALL		
	GREEK	108			108	GRECQ		
	NORW	498		114	612	NORV		
	OTHER	173			173	AUTRE		
COMMODITY TOTAL		1,700		114	1,814		TOTAL DE MARCHANDISE	
PERSONAL, HOUSEHOLD GOODS	GREEK	2			2	GRECQ	ART. PERS. ET MENAGERS	
	NORW	14			14	NORV		
COMMODITY TOTAL		16			16		TOTAL DE MARCHANDISE	
CONTAINERS, CLOSURES	GER	60			60	ALL	CONTENEURS, FERMETURES	
MISC. END PRODUCTS NES	DENNY	16,240			16,240	DANMK	PRODUITS FINIS DIV. NDA	
	GER	1,750			1,750	ALL		
	GREEK	800			800	GRECQ		
	NORW	39			39	NORV		
	JAPAN			289	289	NORV		
	PANAM			10,097	10,097	JAPON		
	OTHER	640			377	PANAM		
COMMODITY TOTAL		19,469		10,763	30,232	AUTRE	TOTAL DE MARCHANDISE	
CONTAINERIZED FREIGHT	U K	350			350	R U	FRET CONTENEURESE	
	GREEK	3,745			3,745	GRECQ		
	NORW	649			649	NORV		
	OTHER	107			107	AUTRE		
COMMODITY TOTAL		4,851			4,851		TOTAL DE MARCHANDISE	
COUNTRY/REGION TOTAL		48,331*	*	35,636*	83,967*		TOTAL DE PAYS/REGION	
SOMALIA							SOMALIE	
WHEAT	LIBER	45,000			45,000	LIBER	BLE	
WHEAT FLOUR	GREEK	8,398			8,398	GRECQ	FARINE DE BLE	
	ITALY	4,094			4,094	ITAL		
COMMODITY TOTAL		12,492			12,492		TOTAL DE MARCHANDISE	
EQUIPMENT MISC.	GREEK	1			1	GRECQ	MATERIEL DIVERS	
COUNTRY/REGION TOTAL		57,493*	*	*	57,493*		TOTAL DE PAYS/REGION	
SUDAN							SUDAN	
MILK POWDER	GREEK	450			450	GRECQ	LAIT EN POUDDRE	
WHEAT FLOUR	GREEK	554			554	GRECQ	FARINE DE BLE	
	ITALY	1,113			1,113	ITAL		
COMMODITY TOTAL		1,667			1,667		TOTAL DE MARCHANDISE	
VEGETABLES, DRIED	GREEK	401			401	GRECQ	LEGUMES, SECS	
	ITALY	88			88	ITAL		
COMMODITY TOTAL		489			489		TOTAL DE MARCHANDISE	



TABLE 1A. COMMODITIES LOADED FOR FOREIGN COUNTRIES BY COUNTRY OF DESTINATION, REGISTRY OF VESSEL AND CANADIAN REGION - 1977

TABLÉAU 1A. MARCHANDISES CHARGÉES À DESTINATION DE PAYS ÉTRANGERS SELON LE PAYS DE DESTINATION, L'IMMATRICULATION DU NAVIRE ET LA RÉGION DU CANADA - 1977

SHORT TONS - TONNES COURTES							
COUNTRY OF DESTINATION AND KIND OF CARGO	REGISTRY OF VESSEL	ATLANTIC ATLANTIQUE	GREAT LAKES GRANDS LACS	PACIFIC PACIFIQUE	TOTAL TOTAL	IMMATIC. DU NAVIRE	PAYS DE DESTINATION ET MARCHANDISE
<b>SUDAN</b> CONT.							<b>SOUDAN</b> SUITE
WOOD FAB. MATERIALS	GREEK	224			224	GRECQ	DEMI-PRODUITS EN BOIS
NEWSPRINT PAPER	OTHER	2,743			2,743	AUTRE	PAPIER JOURNAL
VEG. OILS, FATS NES	GREEK	33			33	GRECQ	HUIL. MAT. GRAS. VEG. NDA
ZINC AND ALLOYS	GREEK	110			110	GRECQ	ZINC ET ALLIAGES
MACHINERY NES	GREEK	145			145	GRECQ	MACHINES NDA
EQUIPMENT MISC.	GREEK	190			190	GRECQ	MATERIEL DIVERS
PERSONAL, HSEHOLD GOODS	GREEK	1			1	GRECQ	ART. PERS. ET MENAGERS
<b>COUNTRY/REGION TOTAL</b>		<b>6,052*</b>	<b>*</b>	<b>*</b>	<b>6,052*</b>		<b>TOTAL DE PAYS/REGION</b>
<b>SYRIA</b>							<b>SYRIE</b>
MILK POWDER	GREEK	1,100			1,100	GRECQ	LAIT EN POUDRE
WHEAT	GREEK	169,146			169,146	GRECQ	BLE
	ITALY	22,512			22,512	ITAL	
	LIBER	137,813	16,592		154,405	LIBER	
	OTHER	17,751			17,751	AUTRE	
<b>COMMODITY TOTAL</b>		<b>347,222</b>	<b>16,592</b>		<b>363,814</b>		<b>TOTAL DE MARCHANDISE</b>
ASBESTOS	GREEK	900			900	GRECQ	AMIANTE
<b>COUNTRY/REGION TOTAL</b>		<b>349,222*</b>	<b>16,592*</b>	<b>*</b>	<b>365,814*</b>		<b>TOTAL DE PAYS/REGION</b>
<b>TURKEY</b>							<b>TURQUIE</b>
NUTS, EXC. OIL NUTS NES	OTHER	4			4	AUTRE	NOIX, SAUF OLEAG. NDA
PULPWOOD	NORV	5,835			5,835	NORV	BOIS A PATE
	PANAM	3,602			3,602	PANAM	
	OTHER	7,560			7,560	AUTRE	
<b>COMMODITY TOTAL</b>		<b>16,997</b>			<b>16,997</b>		<b>TOTAL DE MARCHANDISE</b>
ASBESTOS	OTHER	2,136			2,136	AUTRE	AMIANTE
PULP	U K			6,690	6,690	R U	PATE
	NORV			5,682	5,682	NORV	
	OTHER	2,550		1,207	3,757	AUTRE	
<b>COMMODITY TOTAL</b>		<b>2,550</b>		<b>13,579</b>	<b>16,129</b>		<b>TOTAL DE MARCHANDISE</b>
NEWSPRINT PAPER	OTHER	5,510			5,510	AUTRE	PAPIER JOURNAL
PAPER NES	NORV			5,510	5,510	NORV	PAPIER NDA
	LIBER			5,512	5,512	LIBER	
<b>COMMODITY TOTAL</b>				<b>11,022</b>	<b>11,022</b>		<b>TOTAL DE MARCHANDISE</b>
PAPERBOARD	OTHER			5,510	5,510	AUTRE	CARTON
ORGANIC CHEMICALS NES	U S A	140			140	E-U	PROD. CHIM. ORGAN. NDA
PIG IRON	GREEK	4,032			4,032	GRECQ	FER EN GUEUSE
PLATE & SHEET STEEL	OTHER	25			25	AUTRE	TOLES, FEUILLES D'ACIER
ALUMINUM	GREEK	453			453	GRECQ	ALUMINIUM
	OTHER	5,331		2,983	8,314	AUTRE	
<b>COMMODITY TOTAL</b>		<b>5,784</b>		<b>2,983</b>	<b>8,767</b>		<b>TOTAL DE MARCHANDISE</b>
ZINC AND ALLOYS	OTHER			1,591	1,591	AUTRE	ZINC ET ALLIAGES
MACHINERY NES	OTHER	822			822	AUTRE	MACHINES NDA
PASS. AUTOS AND CHASSIS	GREFK	2,174			2,174	GRECQ	VOITURES PART., CHASSIS
	LIBER	1,962			1,962	LIBER	
<b>COMMODITY TOTAL</b>		<b>4,136</b>			<b>4,136</b>		<b>TOTAL DE MARCHANDISE</b>
TRUCKS AND CHASSIS	OTHER	174			174	AUTRE	CAMIONS ET CHASSIS
MOTOR VEHICLE ENGINES	U S A	1			1	E-U	MOTEURS DE VEH. AUTOM.
	OTHER	36			36	AUTRE	
<b>COMMODITY TOTAL</b>		<b>37</b>			<b>37</b>		<b>TOTAL DE MARCHANDISE</b>
ROAD MOTOR VEH. NES	OTHER	12			12	AUTRE	VEH. AUTOM. ROUTIERS NDA
EQUIPMENT MISC.	OTHER	312			312	AUTRE	MATERIEL DIVERS
MISC. END PRODUCTS NES	LIBER	3,174			3,174	LIBER	PRODUITS FINIS DIV. NDA
	OTHER	6,135			6,135	AUTRE	
<b>COMMODITY TOTAL</b>		<b>9,309</b>			<b>9,309</b>		<b>TOTAL DE MARCHANDISE</b>
GENERAL CARGO	OTHER	10			10	AUTRE	MARCHANDISES DIVERSES
CONTAINERIZED FREIGHT	OTHER	559			559	AUTRE	FRET CONTENEURISE
<b>COUNTRY/REGION TOTAL</b>		<b>52,549*</b>	<b>*</b>	<b>34,685*</b>	<b>87,234*</b>		<b>TOTAL DE PAYS/REGION</b>
<b>EGYPTIAN A.R.</b>							<b>EGYPTE R.A.</b>
MILK POWDER	U S A	4,647			4,647	E-U	LAIT EN POUDRE
WHEAT	U K	175,560			175,560	R U	BLE
	GREEK	308,771			308,771	GRECQ	
	SWEDN	24,307			24,307	SUEDE	
	LIBER	58,832			58,832	LIBER	
	OTHER	122,607			122,607	AUTRE	
<b>COMMODITY TOTAL</b>		<b>690,077</b>			<b>690,077</b>		<b>TOTAL DE MARCHANDISE</b>
WHEAT FLOUR	DENMK	2,881			2,881	DANMK	FARINE DE BLE
	LIBER	14,742			14,742	LIBER	
<b>COMMODITY TOTAL</b>		<b>17,623</b>			<b>17,623</b>		<b>TOTAL DE MARCHANDISE</b>
NON-ALCOHOLIC BEVERAGE	OTHER	21			21	AUTRE	BOISSONS NON-ALCOOLIQ.
RAW HIDES AND SKINS	U S A	77			77	E-U	PEAUX ET CUIRS BRUT
	OTHER	158			158	AUTRE	
<b>COMMODITY TOTAL</b>		<b>235</b>			<b>235</b>		<b>TOTAL DE MARCHANDISE</b>
ASBESTOS	GREEK	1,106			1,106	GRECQ	AMIANTE
	U S A	1,730			1,730	E-U	
	OTHER	2,217			2,217	AUTRE	
<b>COMMODITY TOTAL</b>		<b>5,053</b>			<b>5,053</b>		<b>TOTAL DE MARCHANDISE</b>
LUMBER AND TIMBER	U S A	147			147	E-U	BOIS OEUVRE ET CHARP.
NEWSPRINT PAPER	GREEK	11,010			11,010	GRECQ	PAPIER JOURNAL

TABLE IA. COMMODITIES LOADED FOR FOREIGN COUNTRIES BY COUNTRY OF DESTINATION, REGISTRY OF VESSEL AND CANADIAN REGION - 1977

TABLEAU IA. MARCHANDISES CHARGÉES À DESTINATION DE PAYS ÉTRANGERS SELON LE PAYS DE DESTINATION, L'IMMATRICULATION DU NAVIRE ET LA RÉGION DU CANADA - 1977

		SHORT TONS - TONNES COURTES						
COUNTRY OF DESTINATION AND KIND OF CARGO	REGISTRY OF VESSEL	ATLANTIC ATLANTIQUE	GREAT LAKES GRANDS LACS	PACIFIC PACIFIQUE	TOTAL TOTAL	IMMATIC. DU NAVIRE	PAYS DE DESTINATION ET MARCHANDISE	
EGYPTIAN A.R. CONT.							EGYPTE R.A. SUITE	
	NORV	2,744			2,744	NORV		
	LIBER	13,274			13,274	LIBER		
	OTHER	5,507			5,507	AUTRE		
COMMODITY TOTAL		32,535			32,535		TOTAL DE MARCHANDISE	
PAPERBOARD	LIBER	3,857			3,857	LIBER	CARTON	
VEG.OILS,FATS NES	GREEK	640			640	GREQC	HUIL.MAT.GPAS.VEG.NDA	
ALUMINUM	OTHER	402			402	AUTRE	ALUMINIUM	
NICKEL AND ALLOYS	OTHER	487			487	AUTRE	NICKEL ET ALLIAGES	
MACHINERY NES	GREEK	16			16	GREQC	MACHINES NDA	
	U S A	254			254	E-U		
COMMODITY TOTAL		270			270		TOTAL DE MARCHANDISE	
PASS.AUTOS AND CHASSIS	U S A	1			1	E-U	VOITURES PART.,CHASSIS	
MOTOR VEHICLE ENGINES	OTHER	1			1	AUTRE	MOTEURS DE VEH.AUTOM.	
EQUIPMENT MISC.	GREEK	2			2	GREQC	MATERIEL DIVERS	
	U S A	19			19	E-U		
COMMODITY TOTAL		21			21		TOTAL DE MARCHANDISE	
PERSONAL,HOUSEHOLD GOODS	GREEK	3			3	GREQC	ART.PERS.ET MENAGERS	
	U S A	12			12	E-U		
	OTHER	1			1	AUTRE		
COMMODITY TOTAL		16			16		TOTAL DE MARCHANDISE	
GENERAL CARGO	OTHER	5			5	AUTRE	MARCHANDISES DIVERSES	
CONTAINERIZED FREIGHT	U S A	4			4	E-U	FRET CONTENEURESE	
COUNTRY/REGION TOTAL		756,042*	*	*	756,042*		TOTAL DE PAYS/REGION	
GAMBIA, THE FISH,CANNED		DENMK	38		38	DANMK	GAMBIE, LA POISSON EN BOITES	
COUNTRY/REGION TOTAL		38*	*	*	38*		TOTAL DE PAYS/REGION	
GHANA							GHANA	
MEAT,FRESH OR FROZEN	OTHER	5			5	AUTRE	VIANDE,FRAICHE / CONG.	
MILK POWDER	GREEK	1,121			1,121	GREQC	LAIT EN POUFRE	
CORN	DENMK	20,944			20,944	DANMK	MAIS	
	GREEK	12,449			12,449	GREQC		
COMMODITY TOTAL		33,393			33,393		TOTAL DE MARCHANDISE	
WHEAT	DENMK	2,170			2,170	DANMK	BLE	
	GREEK	57,871			57,871	GREQC		
	LIBER	45,582			45,582	LIBER		
	OTHER	65,698			65,698	AUTRE		
COMMODITY TOTAL		171,321			171,321		TOTAL DE MARCHANDISE	
CEREALS UNMILLED,NES	OTHER	6	5		11	AUTRE	CEREALES NON MOUL.,NDA	
CEREALS MILLED,NES	OTHER		40		40	AUTRE	CEREALES MOULUES,NDA	
SUGAR, NES	OTHER	1			1	AUTRE	SUCRE, NDA	
MISC.FOOD PREP.NES	OTHER	52			52	AUTRE	DIV.PREP.ALIM,NDA	
TOBACCO NES	U S A	113			113	E-U	TABACS NDA	
PLATE & SHEET STEEL	GREEK		10,967		10,967	GREQC	TOLLES,FEUILLES D'ACIER	
ALUMINUM	OTHER	1,045			1,045	AUTRE	ALUMINIUM	
NON-FERROUS METALS NES	OTHER	110			110	AUTRE	MET.AUX NON-FERREUX NDA	
METAL FAB.BASIC PROD.	OTHER	13	20		33	AUTRE	OUVR.DE BASE EN METAL	
TRACTORS	NORV	35			35	NORV	TRACTEURS	
	OTHER	64			64	AUTRE		
COMMODITY TOTAL		99			99		TOTAL DE MARCHANDISE	
MACHINERY NES	U S A	47			47	E-U	MACHINES NDA	
	OTHER	254	3		257	AUTRE		
COMMODITY TOTAL		301	3		304		TOTAL DE MARCHANDISE	
PASS.AUTOS AND CHASSIS	OTHER	44	20		64	AUTRE	VOITURES PART.,CHASSIS	
TRUCKS AND CHASSIS	DENMK	37			37	DANMK	CAMIONS ET CHASSIS	
	OTHER	79			79	AUTRE		
COMMODITY TOTAL		116			116		TOTAL DE MARCHANDISE	
ROAD MOTOR VEH. NES	OTHER	22			22	AUTRE	VEH.AUTOM.ROUTIERS NDA	
SHIPS,AIRCRAFT,MIS.VEH	OTHER	62			62	AUTRE	NAVIRES,AVIONS,VEH.DIV	
EQUIPMENT MISC.	DENMK	1			1	DANMK	MATERIEL DIVERS	
	U S A	5			5	E-U		
	OTHER	73	4		77	AUTRE		
COMMODITY TOTAL		79	4		83		TOTAL DE MARCHANDISE	
PERSONAL,HOUSEHOLD GOODS	DENMK	3			3	DANMK	ART.PERS.ET MENAGERS	
	OTHER	39	37		76	AUTRE		
COMMODITY TOTAL		42	37		79		TOTAL DE MARCHANDISE	
MISC. END PRODUCTS NES	DENMK	1			1	DANMK	PRODUITS FINIS DIV.NDA	
	OTHER	32	10		42	AUTRE		
COMMODITY TOTAL		33	10		43		TOTAL DE MARCHANDISE	
CONTAINERIZED FREIGHT	NORV	36			36	NORV	FRET CONTENEURESE	
	OTHER	189			189	AUTRE		
COMMODITY TOTAL		225			225		TOTAL DE MARCHANDISE	
COUNTRY/REGION TOTAL		208,203*	11,106*	*	219,309*		TOTAL DE PAYS/REGION	
KENYA							KENYA	
FISH,CANNED	NORV	86			86	NORV	POISSON EN BOITES	
MILK POWDER	NETH			28	28	P.BAS	LAIT EN POUFRE	
	NORV	225			225	NORV		
COMMODITY TOTAL		225		28	253		TOTAL DE MARCHANDISE	

TABLE 1A. COMMODITIES LOADED FOR FOREIGN COUNTRIES BY COUNTRY OF DESTINATION, REGISTRY OF VESSEL AND CANADIAN REGION - 1977

TABLEAU 1A. MARCHANDISES CHARGÉES A DESTINATION DE PAYS ÉTRANGERS SELON LE PAYS DE DESTINATION, L'IMMATRICULATION DU NAVIRE ET LA RÉGION DU CANADA - 1977

SHORT TONS - TONNES COURTES

COUNTRY OF DESTINATION AND KIND OF CARGO	REGISTRY OF VESSEL	ATLANTIC ATLANTIQUE	GREAT LAKES GRANDS LACS	PACIFIC PACIFIQUE	TOTAL TOTAL	IMMATRIC. DU NAVIRE	PAYS DE DESTINATION ET MARCHANDISE
<b>KENYA CONT.</b>							<b>KENYA SUITE</b>
WHEAT FLOUR	NORW	131			131	NORV	FAPINE DE BLE
APPLES	NORW	46			46	NORV	POMMES
VEGETABLES, DRIED	U K	1,182			1,182	R U	LEGUMES, SECS
VEGETABLE PREP.NES	NORW	2	4		6	NORV	PREP. DE LEGUMES NDA
MISC. FOOD PREP.NES	U K	35			35	R U	DIV.PREP.ALIM.NDA
	NORW	87			87	NORV	
<b>COMMODITY TOTAL</b>		<b>122</b>			<b>122</b>		<b>TOTAL DE MARCHANDISE</b>
TOBACCO NES	U K		864		864	R U	TABACS NDA
ASBESTOS	U K	194			194	R U	AMIANTE
COTTON,TEXTILE WASTE	U K	90			90	R U	DECHETS DE COTON,TEXT.
	NORW	206			206	NORV	
<b>COMMODITY TOTAL</b>		<b>296</b>			<b>296</b>		<b>TOTAL DE MARCHANDISE</b>
WOOD FAB.MATERIALS	NORW	2			2	NORV	DEMI-PRODUITS EN BOIS
NEWSPRINT PAPER	NORW	145			145	NORV	PAPIER JOURNAL
PAPER NES	NORW	95			95	NORV	PAPIER NDA
BLDG.PAPER AND BOARD	NORW	256			256	NORV	PLAQ.CONSTR.,PAP/CART.
TEXTILE FAB.MTL NES	NORW	207			207	NORV	OUVR.EN MAT.TEXT.NDA
ANIMAL OILS,EXC.MARINE	NORW		365		365	NORV	HUIL.ANIM.SAUF AN.MAR.
INORGANIC CHEMS. NES	NORW	67			67	NORV	PROD.CHIM.INORG.NDA
ORGANIC CHEMICALS NES	U K	11			11	R U	PROD.CHIM.ORGAN.NDA
	NORW	55	14		69	NORV	
<b>COMMODITY TOTAL</b>		<b>66</b>	<b>14</b>		<b>80</b>		<b>TOTAL DE MARCHANDISE</b>
AGRICULTURAL CHEMICALS	U K		11		11	R U	PROD.CHIM.AGRICOLES
PLASTIC MATERIALS	NORW	11			11	NORV	MATIERES PLASTIQUES
BAR AND RODS,STEEL	NORW	50			50	NORV	BARRES ET TIGES ACIER
PLATE & SHEET STEEL	NORW	186			186	NORV	TOLES,FEUILLES D'ACIER
PIPES,TUBES:IRON,STEEL	NORW	4			4	NORV	TUYAUX,TUBES:FER,ACIER
WIRE	NORW	1			1	NORV	FIL METALLIQUE
ALUMINIUM	NORW	18			18	NORV	ALUMINIUM
METAL FAB.BASIC PROD.	U K		25		25	R U	OUVR.DE BASE EN METAL
	NORW	38	46		84	NORV	
<b>COMMODITY TOTAL</b>		<b>38</b>	<b>71</b>		<b>109</b>		<b>TOTAL DE MARCHANDISE</b>
BRICKS,TILES NES	NORW	169			169	NORV	BRIQUES,TUILES NDA
GLASS BASIC PRODUCTS	NORW		12		12	NORV	OUVR.DE BASE EN VERRE
ASBESTOS BASIC PROD.	U K	15			15	R U	OUVR.DE BASE AMIANTE
NON-MET.MIN.BASIC PROD	NORW	1			1	NORV	PROD.MIN.NON-MET.BASE
TRACTORS	U K		13		13	R U	TRACTEURS
	NORW	35	4		39	NORV	
<b>COMMODITY TOTAL</b>		<b>35</b>	<b>17</b>		<b>52</b>		<b>TOTAL DE MARCHANDISE</b>
MACHINERY NES	U K	147	38		185	R U	MACHINES NDA
	GREEK	62			62	GREQC	
	NORW	43	1		44	NORV	
<b>COMMODITY TOTAL</b>		<b>252</b>	<b>39</b>		<b>291</b>		<b>TOTAL DE MARCHANDISE</b>
RAILWAY ROLLING STOCK	NORW	8			8	NORV	MAT.ROUL.DE CH.DE FER
PASS.AUTOS AND CHASSIS	NORW	1			1	NORV	VOITURES PART.,CHASSIS
TRUCKS AND CHASSIS	U K	12	14		26	R U	CAMIONS ET CHASSIS
	NORW	47			47	NORV	
<b>COMMODITY TOTAL</b>		<b>59</b>	<b>14</b>		<b>73</b>		<b>TOTAL DE MARCHANDISE</b>
MOTOR VEHICLE ENGINES	NORW	6	38		44	NORV	MOTEURS DE VEH.AUTOM.
ROAD MOTOR VEH. NES	NORW	14			14	NORV	VEH.AUTOM.RUTTIERS NDA
SHIPS,AIRCRAFT,MIS.VEH	NORW		1		1	NORV	NAVIRES,AVIONS,VEH.DIV
RUBBER TIRES AND TUBES	GREEK	1			1	GREQC	PNEUS, CHAMBRES A AIR
EQUIPMENT MISC.	U K	22	26		48	R U	MATERIEL DIVERS
	GREEK	3			3	GREQC	
	NORW	25	11		36	NORV	
<b>COMMODITY TOTAL</b>		<b>50</b>	<b>37</b>		<b>87</b>		<b>TOTAL DE MARCHANDISE</b>
PERSONAL,HOUSEHOLD GOODS	U K	41	2		43	R U	ART.PERS.ET MENAGERS
	GREEK	13			13	GREQC	
	NETH			8	8	P.BAS	
	NORW	2,472	497		2,969	NORV	
<b>COMMODITY TOTAL</b>		<b>2,526</b>	<b>499</b>	<b>8</b>	<b>3,033</b>		<b>TOTAL DE MARCHANDISE</b>
FIREARMS,AMMUNITION	NORW	124			124	NORV	ARMES A FEU,MUNITIONS
CONTAINERS,CLOSURES	U K	17			17	R U	CONTENEURS,FERMETURES
	NORW	10			10	NORV	
<b>COMMODITY TOTAL</b>		<b>27</b>			<b>27</b>		<b>TOTAL DE MARCHANDISE</b>
MISC. END PRODUCTS NES	U K	3			3	R U	PRODUITS FINIS DIV.NDA
	NETH			12	12	P.BAS	
	NORW	20			20	NORV	
<b>COMMODITY TOTAL</b>		<b>23</b>		<b>12</b>	<b>35</b>		<b>TOTAL DE MARCHANDISE</b>
GENERAL CARGO	U K		15		15	R U	MARCHANDISES DIVERSES
	NETH			1	1	P.BAS	
	NORW	2	16		18	NORV	
<b>COMMODITY TOTAL</b>		<b>2</b>	<b>31</b>	<b>1</b>	<b>34</b>		<b>TOTAL DE MARCHANDISE</b>
CONTAINERIZED FREIGHT	NORW	130	107		237	NORV	FRET CONTENEUREUSE
<b>COUNTRY/REGION TOTAL</b>		<b>6,873*</b>	<b>2,124*</b>	<b>49*</b>	<b>9,046*</b>		<b>TOTAL DE PAYS/REGION</b>
<b>MAURITIUS-DEP.</b>							<b>MAURICE ET DEP</b>
PAPER NES	U K	17			17	R U	PAPIER NDA
	NORW		23		23	NORV	
<b>COMMODITY TOTAL</b>		<b>17</b>	<b>23</b>		<b>40</b>		<b>TOTAL DE MARCHANDISE</b>
<b>COUNTRY/REGION TOTAL</b>		<b>17*</b>	<b>23*</b>	<b>*</b>	<b>40*</b>		<b>TOTAL DE PAYS/REGION</b>



TABLE 1A. COMMODITIES LOADED FOR FOREIGN COUNTRIES BY COUNTRY OF DESTINATION, REGISTRY OF VESSEL AND CANADIAN REGION - 1977

TABLEAU 1A. MARCHANDISES CHARGÉES À DESTINATION DE PAYS ÉTRANGERS SELON LE PAYS DE DESTINATION, L'IMMATRICULATION DU NAVIRE ET LA RÉGION DU CANADA - 1977

		SHORT TONS - TONNES COURTES						
COUNTRY OF DESTINATION AND KIND OF CARGO	REGISTRY OF VESSEL	ATLANTIC ATLANTIQUE	GREAT LAKES GRANDS LACS	PACIFIC PACIFIQUE	TOTAL TOTAL	IMMATIC. DU NAVIRE	PAYS DE DESTINATION ET MARCHANDISE	
NIGERIA								
MILK POWDER	U K	92			92	R U	NIGERIA	
	DENMK	10			10	DANMK	LAIT EN POUORE	
	OTHER	92			92	AUTRE		
COMMODITY TOTAL		194			194		TOTAL DE MARCHANDISE	
DAIRY PROD. EGGS, HONEY	U K	50			50	R U	PROD. LAIT., OEUFS, MIEL	
	NETH	3,142			3,142	P. BAS		
	OTHER	17			17	AUTRE		
COMMODITY TOTAL		3,209			3,209		TOTAL DE MARCHANDISE	
CORN	NORW	1,736			1,736	NORV	MAIS	
WHEAT	U K	18,088			18,088	R U	BLE	
	GREEK	24,060			24,060	GREQC		
	NORW	2,894			2,894	NORV		
	LIBER	14,672			14,672	LIBER		
	JAPAN	10,417			10,417	JAPON		
	OTHER	30,218		13,325	43,543	AUTRE		
COMMODITY TOTAL		100,349		13,325	113,674		TOTAL DE MARCHANDISE	
WHEAT FLOUR	OTHER	105			105	AUTRE	FARINE DE BLE	
POTATOES	OTHER	40			40	AUTRE	POMMES DE TERRE	
SPICES	U K	114			114	R U	ÉPICES	
NON-ALCOHOLIC BEVERAGE	U K	2			2	R U	BOISSONS NON-ALCOOLIQ.	
ASBESTOS	U K	1,005			1,005	R U	AMIANTE	
	DENMK	804			804	DANMK		
	NORW	352			352	NORV		
	LIBER	201			201	LIBER		
	PANAM	905			905	PANAM		
	OTHER	2,121			2,121	AUTRE		
COMMODITY TOTAL		5,388			5,388		TOTAL DE MARCHANDISE	
NEWSPRINT PAPER	DENMK	328			328	DANMK	PAPIER JOURNAL	
	LIBER	1,094			1,094	LIBER		
	PANAM	35			35	PANAM		
	OTHER	671			671	AUTRE		
COMMODITY TOTAL		2,128			2,128		TOTAL DE MARCHANDISE	
PAPER NES	PANAM	3			3	PANAM	PAPIER NDA	
	OTHER	105			105	AUTRE		
COMMODITY TOTAL		108			108		TOTAL DE MARCHANDISE	
ANIMAL CILS, EXC. MARINE	OTHER	450			450	AUTRE	HUIL. ANIM. SAUF AN. MAR.	
INORGANIC CHEMS. NES	OTHER	18			18	AUTRE	PROD. CHIM. INORG. NDA	
PLATE & SHEET STEEL	U K	255			255	R U	TOLES, FEUILLES D'ACIER	
ALUMINUM	U K	51			51	R U	ALUMINIUM	
	NORW	1,082			1,082	NORV		
	LIBER	1,058			1,058	LIBER		
	OTHER	3,138			3,138	AUTRE		
COMMODITY TOTAL		5,329			5,329		TOTAL DE MARCHANDISE	
COPPER AND ALLOYS	OTHER	1			1	AUTRE	CUIVRE ET ALLIAGES	
METAL FAB. BASIC PROD.	OTHER	2			2	AUTRE	OUV. DE BASE EN METAL	
MISC. FABRICATED PROD.	OTHER	2			2	AUTRE	OUVRAGES DIVERS	
TRACTORS	U K	1			1	R U	TRACTEURS	
	JAPAN	178			178	JAPON		
COMMODITY TOTAL		179			179		TOTAL DE MARCHANDISE	
MACHINERY NES	U K	7			7	R U	MACHINES NDA	
	JAPAN	256			256	JAPON		
	OTHER	58			58	AUTRE		
COMMODITY TOTAL		321			321		TOTAL DE MARCHANDISE	
RAILWAY ROLLING STOCK	OTHER	4			4	AUTRE	MAT. ROUL. DE CH. DE FER	
PASS. AUTOS AND CHASSIS	U K	8			8	R U	VOITURES PART., CHASSIS	
	JAPAN	5			5	JAPON		
	OTHER	2			2	AUTRE		
COMMODITY TOTAL		15			15		TOTAL DE MARCHANDISE	
TRUCKS AND CHASSIS	JAPAN	41			41	JAPON	CAMIONS ET CHASSIS	
	OTHER	1			1	AUTRE		
COMMODITY TOTAL		42			42		TOTAL DE MARCHANDISE	
MOTOR VEHICLE ENGINES	U K	23			23	R U	MOTEURS DE VEH. AUTOM.	
	OTHER	34			34	AUTRE		
COMMODITY TOTAL		57			57		TOTAL DE MARCHANDISE	
EQUIPMENT MISC.	U K	16			16	R U	MATERIEL DIVERS	
	NORW	2			2	NORV		
	JAPAN	2			2	JAPON		
	OTHER	1			1	AUTRE		
COMMODITY TOTAL		21			21		TOTAL DE MARCHANDISE	
PERSONAL, HOUSEHOLD GOODS	U K	21			21	R U	ART. PERS. ET MENAGERS	
	DENMK	1			1	DANMK		
	OTHER	48			48	AUTRE		
COMMODITY TOTAL		70			70		TOTAL DE MARCHANDISE	
MISC. END PRODUCTS NES	U K	99			99	R U	PRODUITS FINIS DIV. NDA	
	OTHER	5			5	AUTRE		
COMMODITY TOTAL		104			104		TOTAL DE MARCHANDISE	
CONTAINERIZED FREIGHT	U K	220			220	R U	FRET CONTENEURESE	
COUNTRY/REGION TOTAL		120,463*	*	13,325*	133,788*		TOTAL DE PAYS/REGION	
SOUTH AFRICA								
MEAT, CURED	NORW	11			11	NORV	AFRIQUE DU SUD	
MEAT AND MEAT PREP. NES	U K	1			1	R U	VIANDE FUMÉE OU SALÉE	
FISH, FRESH OR FROZEN	NORW	320	14		334	NORV	VIANDES ET PREP. NDA	
FISH, SALTED OR CURED	NORW	3			3	NORV	POISSON, FRAIS OU CONG.	
							POISSON, SALE OU FUMÉ	

TABLE 1A. COMMODITIES LOADED FOR FOREIGN COUNTRIES BY COUNTRY OF DESTINATION, REGISTRY OF VESSEL AND CANADIAN REGION - 1977

TABLEAU 1A. MARCHANDISES CHARGÉES A DESTINATION DE PAYS ÉTRANGERS SELON LE PAYS DE DESTINATION, L'IMMATRICULATION DU NAVIRE ET LA RÉGION DU CANADA - 1977

COUNTRY OF DESTINATION AND KIND OF CARGO	REGISTRY OF VESSEL	SHORT TONS - TONNES COURTES				TOTAL TOTAL	IMMATRIC. DU NAVIRE	PAYS DE DESTINATION ET MARCHANDISE
		ATLANTIC ATLANTIQUE	GREAT LAKES GRANDS LACS	PACIFIC PACIFIQUE	TOTAL			
SOUTH AFRICA CONT.		U S A	33			33	E-U	AFRIQUE DU SUD SUITE
COMMODITY TOTAL		36			36			TOTAL DE MARCHANDISE
FISH, CANNED	NETH			285	285	P. BAS		POISSON EN BOITES
MILK POWDER	U K	66			66	R U		LAIT EN POUDRE
	NORW	132			132	NORV		
COMMODITY TOTAL		198			198			TOTAL DE MARCHANDISE
DAIRY PROD. EGGS, HONEY	NETH			6	6	P. BAS		PROD. LAIT., OEUF, MIEL
	NORW	74			74	NORV		
COMMODITY TOTAL		74		6	80			TOTAL DE MARCHANDISE
WHEAT FLOUR	U K	104			104	R U		FARINE DE BLE
	NORW	151	3		154	NORV		
COMMODITY TOTAL		255	3		258			TOTAL DE MARCHANDISE
FRESH FRUITS, BERRIES	NORW	6			6	NORV		FRUITS, BAIES FRAIS
FRUITS, PREP. CANNED	NETH			19	19	P. BAS		FRUITS PREP. EN BOITE
VEGETABLES, FRESH	U K	100			100	R U		LEGUMES, FRAIS
VEGETABLES, DRIED	NORW	66	45		111	NORV		LEGUMES, SECS
VEGETABLE PREP. NES	NORW	21			21	NORV		PREP. DE LEGUMES NDA
SYRUP	U S A	1			1	E-U		SIROP
SUGAR PREPARATIONS	NORW	1			1	NORV		PREP. A BASE DE SUCRE
SPICES	U K		7		7	R U		ÉPICES
	NORW	6	6		12	NORV		
COMMODITY TOTAL		6	13		19			TOTAL DE MARCHANDISE
SAUSAGE SKINS, CASINGS	U K	3			3	R U		BOYAUX A SAUCISSES
	NORW	19			19	NORV		
	U S A	1	7		8	E-U		
COMMODITY TOTAL		23	7		30			TOTAL DE MARCHANDISE
MISC. FCCD PREP. NES	U K		4		4	R U		DIV. PREP. ALIM. NDA
	NETH			13	13	P. BAS		
	NORW	290			290	NORV		
COMMODITY TOTAL		290	4	13	307			TOTAL DE MARCHANDISE
WINES	NORW		7		7	NORV		VINS
DIST. ALCOHOLIC BEV.	U K	2			2	R U		BOISS. ALCOOL. DIST.
TOBACCO NES	U K	1			1	R U		TARACS NDA
MUSTARD SEED	U K	23			23	R U		GRAINE DE MOUTARDE
TEXTILE FIBRES NES	U K	24			24	R U		FIBRES TEXTILES NDA
	NORW	434			434	NORV		
COMMODITY TOTAL		458			458			TOTAL DE MARCHANDISE
ORES AND CONC. NES	NETH			10	10	P. BAS		MINÉRAIS ET CONC. NDA
SLAG, DROSS, BY-PRODUCTS	U K	27,664			27,664	R U		POUS. GUEUL. SCOR. PROD.
ASBESTOS	U K	10			10	R U		AMIANTE
	NORW	124			124	NORV		
COMMODITY TOTAL		134			134			TOTAL DE MARCHANDISE
SULPHUR IN ORES	U K			49,604	49,604	R U		SOUFRE EN MINÉRAI
	GREEK			152,022	152,022	GREQC		
	SWEDN			26,792	26,792	SUEDE		
	LIBER			79,447	79,447	LIBER		
	OTHER			23,721	23,721	AUTRE		
COMMODITY TOTAL				331,586	331,586			TOTAL DE MARCHANDISE
CRUDE NON-MET. MIN. NES	NORW	5			5	NORV		MIN. NON-MET. BRUTS NDA
CDTTON, TEXTILE WASTE	NORW	85	11		96	NORV		DECHETS DE COTON, TEXT.
WASTE AND SCRAP NES	NORW	404			404	NORV		DECHETS ET REBUTS NDA
LEATHER	U K	1			1	R U		CUIR
	NORW	4			4	NORV		
COMMODITY TOTAL		5			5			TOTAL DE MARCHANDISE
RUBBER FAB. MATERIALS	NORW	11	2		13	NORV		DEMI-PROD. CAOUTCHOUC
	U S A	8			8	E-U		
COMMODITY TOTAL		19	2		21			TOTAL DE MARCHANDISE
LUMBER AND TIMBER	U K		17		17	R U		BOIS D'OEUVRE ET CHARP.
	NETH			15	15	P. BAS		
	NORW	115	22		137	NORV		
	LIBER			804	804	LIBER		
COMMODITY TOTAL		115	39	819	973			TOTAL DE MARCHANDISE
SHINGLES AND SHAKES	NETH			7	7	P. BAS		BARDEAUX, BARD. FACADE
	LIBER			10	10	LIBER		
COMMODITY TOTAL				17	17			TOTAL DE MARCHANDISE
VENEER, PLYWOOD	NETH			33	33	P. BAS		PLACAGES, CONTRE-PLAQ.
	NORW	51			51	NORV		
	OTHER	1			1	AUTRE		
COMMODITY TOTAL		52		33	85			TOTAL DE MARCHANDISE
WOOD FAB. MATERIALS	U K	13			13	R U		DEMI-PRODUITS EN BOIS
	NORW	50			50	NORV		
COMMODITY TOTAL		63			63			TOTAL DE MARCHANDISE
PULP	GREEK	1,550			1,550	GREQC		PATE
	NETH			8,153	8,153	P. BAS		
	NORW	1,586			1,586	NORV		
	LIBER			1,740	1,740	LIBER		
	PANAM			2,362	2,362	PANAM		
	OTHER	20,891			20,891	AUTRE		
COMMODITY TOTAL		24,027		12,255	36,282			TOTAL DE MARCHANDISE
NEWSPRINT PAPER	U K	205			205	R U		PAPIER JOURNAL
	GREEK	40			40	GREQC		
	NETH			73	73	P. BAS		
COMMODITY TOTAL		245		73	318			TOTAL DE MARCHANDISE
PAPER NES	U K	1,077	44		1,121	R U		PAPIER NDA
	GER	23			23	ALL		
	GREEK	119			119	GREQC		

TABLE 1A. COMMODITIES LOADED FOR FOREIGN COUNTRIES BY COUNTRY OF DESTINATION, REGISTRY OF VESSEL AND CANADIAN REGION - 1977

TABLEAU 1A. MARCHANDISES CHARGÉES À DESTINATION DE PAYS ÉTRANGERS SELON LE PAYS DE DESTINATION, L'IMMATRICULATION DU NAVIRE ET LA RÉGION DU CANADA - 1977

COUNTRY OF DESTINATION AND KIND OF CARGO	REGISTRY OF VESSEL	SHORT TONS - TONNES COURTES				TOTAL	IMMATIC. DU NAVIRE	PAYS DE OESTINATION ET MARCHANDISE
		ATLANTIC ATLANTIQUE	GREAT LAKES GRANDS LACS	PACIFIC PACIFIQUE	TOTAL			
SOUTH AFRICA CONT.		AFRIQUE DU SUD SUITE						
	NORW	2,534	216		2,750	NORV		
	U S A	27			27	E-U		
	OTHER	14			14	AUTRE		
COMMODITY TOTAL PAPERBOARD	U K	3,794	260		4,054	R U	TOTAL DE MARCHANDISE CARTON	
	NORW	3			3	NORV		
COMMODITY TOTAL BLDG. PAPER AND BOARD	U K	24			24	R U	TOTAL DE MARCHANDISE PLAQ. CONSTR., PAP/CART.	
	NORW	27			27	NORV		
COMMODITY TOTAL WET MACHINE BOARD	U K	5			5	R U	TOTAL DE MARCHANDISE CARTON EN PATE PRESSE	
	NORW	50	1		51	NORV		
	NORW	55			56	NORV		
COMMODITY TOTAL CORDAGE, TWINE, ROPE	NORW	16			16	NORV	TOTAL DE MARCHANDISE CORDAGE, FICELLE, CORDE	
	U S A	16	21		37	E-U	OUVR. EN MAT. TEXT. NOA	
COMMODITY TOTAL TEXTILE FAB. MTL NES	OTHER	1			1	AUTRE		
	U K	26			26	R U		
	GREEK	11			11	GRECQ		
	NORW	94	8		102	NORV		
COMMODITY TOTAL OILS, FATS, WAXES NES		131	8		139		TOTAL DE MARCHANDISE HUIL. MAT. GRAS. CIRE NDA	
	NORW	300			300	NORV	SELS METALLIQUES	
	U K	676			676	R U		
COMMODITY TOTAL METALLIC SALTS	GREEK	12			12	GRECQ		
	U S A	563			563	E-U		
COMMODITY TOTAL INORGANIC CHEMS. NES	U K	1,251			1,251	R U	TOTAL DE MARCHANDISE PROD. CHIM. INORG. NDA	
	NETH	3			3	P. BAS		
	NORW	167		7	167	NORV		
COMMODITY TOTAL ORGANIC CHEMICALS NES	U K	170		7	177	R U	TOTAL DE MARCHANDISE PROD. CHIM. ORGAN. NDA	
	NETH	39		1	39	P. BAS		
	NORW	197	2		199	NORV		
COMMODITY TOTAL POTASH		236	2	1	239		TOTAL DE MARCHANDISE POTASSE	
	GREEK			11,200	11,200	GRECQ		
	SWEDE			11,492	11,492	SUEDE		
	LIBER			5,600	5,600	LIBER		
	OTHER			11,071	11,071	AUTRE		
COMMODITY TOTAL AGRICULTURAL CHEMICALS			2	39,363	39,363		TOTAL DE MARCHANDISE PROD. CHIM. AGRICOLES	
	U K		2		2	R U		
	GREEK	28			28	GRECQ		
	NORW	54	7		61	NORV		
COMMODITY TOTAL SYNTHETIC RUBBER		82	9		91		TOTAL DE MARCHANDISE CAOUTCHOUC SYNTHETIQUE	
	U K	11			11	R U		
	NORW	8	2		10	NORV		
COMMODITY TOTAL PLASTIC MATERIALS		19	2		21		TOTAL DE MARCHANDISE MATIERES PLASTIQUES	
	U K	58	47		105	R U		
	GER	25			25	ALL		
	NORW	433	32		465	NORV		
	U S A	60			60	E-U		
	OTHER	1			1	AUTRE		
COMMODITY TOTAL DYE STUFF, PIGMENT, PAINT CHEM. SPECIALTIES NES		577	79		656		TOTAL DE MARCHANDISE MAT. COLOR. PIG. PEINTURE PROD. CHIM. SPECIAUX NDA	
	NORW	1			1	NORV		
	U K	12			12	R U		
	NETH			4	4	P. BAS		
	NORW	37			37	NORV		
COMMODITY TOTAL PETROL. COAL PRCD. NES BARS AND RODS, STEEL PLATE & SHEET STEEL		49		4	53		TOTAL DE MARCHANDISE DERIVE PETR. CHARB. NDA	
	NORW	1			1	NORV	BARRES ET TIGES ACIER	
	NORW	4			4	NORV	TOLES, FEUILLES D'ACIER	
	U K	30			30	R U		
	DENMK	1			1	DANMK		
	GREEK	4			4	GRECQ		
	NORW	144	8		152	NORV		
	OTHER	1			1	AUTRE		
COMMODITY TOTAL STRUCTURAL SHAPES PIPES, TUBES: IRON, STEEL WIRE		180	8		188		TOTAL DE MARCHANDISE PROFILES DE CONSTRUCT. TUYAUX, TUBES: FER, ACIER	
	NORW	3	2		5	NORV	FIL METALLIQUE	
	NORW	3			3	NORV		
	GREEK		1		1	GRECQ		
	NETH			17	17	P. BAS		
	NORW	7			7	NORV		
COMMODITY TOTAL ALUMINUM COPPER AND ALLOYS		7	1	17	25		TOTAL DE MARCHANDISE ALUMINIUM CUIVRE ET ALLIAGES	
	U K	277			277	R U		
	U K		8		8	R U		
	NORW	29	31		60	NORV		
COMMODITY TOTAL NICKEL AND ALLYS		29	39		68		TOTAL DE MARCHANDISE NICKEL ET ALLIAGES	
	NETH			9	9	P. BAS		
	NORW	1			1	NORV		
COMMODITY TOTAL NON-FERROUS METALS NES		1			10		TOTAL DE MARCHANDISE METAUX NON-FERREUX NDA	
	NETH			9	10	P. BAS		
	NORW	11			11	NORV		
COMMODITY TOTAL METAL FAB. BASIC PROD.		11		10	21		TOTAL DE MARCHANDISE OUVR. DE BASE EN METAL	
	U K	3	4		7	R U		
	GREEK	4			4	GRECQ		
	NETH			23	23	P. BAS		
	NORW	121	116		237	NORV		
	U S A	8			8	E-U		
	OTHER	22	13		35	AUTRE		
COMMODITY TOTAL BRICKS, TILES NES		158	133	23	314		TOTAL DE MARCHANDISE BRIQUES, TUILES NDA	
	U K	565			565	R U		



TABLE 1A. COMMODITIES LOADED FOR FOREIGN COUNTRIES BY COUNTRY OF DESTINATION, REGISTRY OF VESSEL AND CANADIAN REGION - 1977

TABLEAU 1A. MARCHANDISES CHARGÉES À DESTINATION DE PAYS ÉTRANGERS SELON LE PAYS DE DESTINATION, L'IMMATRICULATION DU NAVIRE ET LA RÉGION DU CANADA - 1977

		SHORT TONS - TONNES COURTES						
COUNTRY OF DESTINATION AND KIND OF CARGO	REGISTRY OF VESSEL	ATLANTIC ATLANTIQUE	GREAT LAKES GRANDS LACS	PACIFIC PACIFIQUE	TOTAL TOTAL	INMATRIC. DU NAVIRE	PAYS DE DESTINATION ET MARCHANDISE	
SOUTH AFRICA CONT.							AFRIQUE DU SUD SUITE	
	DENMK	134			134	DANMK		
	NORW	1,648	1		1,649	NORV		
	OTHER	196			196	AUTRE		
COMMODITY TOTAL		2,543	1		2,544		TOTAL DE MARCHANDISE	
GLASS BASIC PRODUCTS	U K	350	635		985	R U	OUVR. DE BASE EN VERRE	
	GREEK		34		34	GRECQ		
	NORW	70	227		297	NORV		
COMMODITY TOTAL		420	896		1,316		TOTAL DE MARCHANDISE	
NON-MET. MIN. BASIC PROD	NORW	1	18		19	NORV	PROD. MIN. NON-MET. BASE	
MISC. FABRICATED PROD.	U K	4			4	R U	OUVRAGES DIVERS	
	GER	3			3	ALL		
	NORW	14			14	NORV		
COMMODITY TOTAL		21			21		TOTAL DE MARCHANDISE	
TRACTORS	U K	101	91		192	R U	TRACTEURS	
	DENMK	76			76	DANMK		
	GER	46			46	ALL		
	GREEK	108			108	GRECQ		
	NORW	961	591		1,552	NORV		
COMMODITY TOTAL		1,292	682		1,974		TOTAL DE MARCHANDISE	
MACHINERY NES	U K	776	217		993	R U	MACHINES NDA	
	GREEK	9	42		51	GRECQ		
	NETH			8	8	P. BAS		
	NORW	1,341	791		2,132	NORV		
	U S A	17			17	E-U		
	OTHER	14	311		325	AUTPE		
COMMODITY TOTAL		2,157	1,361	8	3,526		TOTAL DE MARCHANDISE	
RAILWAY ROLLING STOCK	NORW	3			3	NORV	MAT. ROUL. DE CH. DE FER	
	U S A	8			8	E-U		
COMMODITY TOTAL		11			11		TOTAL DE MARCHANDISE	
PASS. AUTOS AND CHASSIS	U K		1,105		1,105	R U	VITURES PART. CHASSIS	
	GREEK	262			262	GRECQ		
	NORW	94	54		148	NORV		
	U S A	62			62	E-U		
COMMODITY TOTAL		418	1,159		1,577		TOTAL DE MARCHANDISE	
TRUCKS AND CHASSIS	NETH			228	228	P. BAS	CAMIONS ET CHASSIS	
	NORW	8	14		22	NORV		
COMMODITY TOTAL		8	14	228	250		TOTAL DE MARCHANDISE	
MOTOR VEHICLE ENGINES	U K	461	598		1,059	R U	MOTEURS DE VEH. AUTOM.	
	GREEK	19	19		38	GRECQ		
	NORW	1,113	1,676		2,789	NORV		
	OTHER		701		701	AUTRE		
COMMODITY TOTAL		1,593	2,994		4,587		TOTAL DE MARCHANDISE	
ROAD MOTOR VEH. NES	DENMK	64			64	DANMK	VEH. AUTOM. ROUTIERS NDA	
	NORW	1			1	NORV		
COMMODITY TOTAL		65			65		TOTAL DE MARCHANDISE	
SHIPS, AIRCRAFT, MIS. VEH	U K		1		1	R U	NAVIRES, AVIONS, VEH. DIV	
	NORW		1		1	NORV		
COMMODITY TOTAL			2		2		TOTAL DE MARCHANDISE	
EQUIPMENT MISC.	U K	120	18		138	R U	MATERIEL DIVERS	
	DENMK	2			2	DANMK		
	GER	23			23	ALL		
	GREEK	70	21		91	GRECQ		
	NORW	244	248		492	NORV		
	U S A	13			13	E-U		
	OTHER	1	1		2	AUTRE		
COMMODITY TOTAL		473	288		761		TOTAL DE MARCHANDISE	
PERSONAL, HOUSEHOLD GOODS	U K	15	5		20	R U	ART. PERS. ET MENAGERS	
	GER	9			9	ALL		
	GREEK	5	2		7	GRECQ		
	NETH			26	26	P. BAS		
	NORW	429	43		472	NORV		
COMMODITY TOTAL		458	50	26	534		TOTAL DE MARCHANDISE	
FIREARMS, AMMUNITION	NORW	16		26	16	NORV	ARMES A FEU, MUNITIONS	
CONTAINERS, CLOSURES	U K	108			108	R U	CONTENEURS, FERMETURES	
	DENMK	7			7	DANMK		
	GER	15			15	ALL		
	NORW	50	30		80	NORV		
	U S A		5		5	E-U		
COMMODITY TOTAL		180	35		215		TOTAL DE MARCHANDISE	
MISC. END PRODUCTS NES	U K	117	782		899	R U	PRODUITS FINIS DIV. NDA	
	GER	7			7	ALL		
	NETH			25	25	P. BAS		
	NORW	252	2		254	NORV		
COMMODITY TOTAL		376	784	25	1,185		TOTAL DE MARCHANDISE	
GENERAL CARGO	U K	201	77		278	R U	MARCHANDISES DIVERSES	
	GER	33			33	ALL		
	NETH			2	2	P. BAS		
	NORW	2,501	120		2,621	NORV		
	U S A		12		12	E-U		
COMMODITY TOTAL		2,735	209	2	2,946		TOTAL DE MARCHANDISE	
CONTAINERIZED FREIGHT	U K		149		149	R U	FRET CONTAINERISE	
	GREEK	33	18		51	GRECQ		
	NORW	2,295	412		2,707	NORV		
	LIBER	6			6	LIBER		
	U S A	45			45	E-U		
	OTHER	50	85		135	AUTRE		
COMMODITY TOTAL		2,429	664		3,093		TOTAL DE MARCHANDISE	
COUNTRY/REGION TOTAL		77,290*	9,867*	384,839*	471,996*		TOTAL DE PAYS/REGION	

TABLE 1A. COMMODITIES LOADED FOR FOREIGN COUNTRIES BY COUNTRY OF DESTINATION, REGISTRY OF VESSEL AND CANADIAN REGION - 1977

TABLEAU 1A. MARCHANDISES CHARGÉES À DESTINATION DE PAYS ÉTRANGERS SELON LE PAYS DE DESTINATION, L'IMMATRICULATION DU NAVIRE ET LA RÉGION DU CANADA - 1977

SHORT TONS - TONNES COURTES

COUNTRY OF DESTINATION AND KIND OF CARGO	REGISTRY OF VESSEL	ATLANTIC ATLANTIQUE	GREAT LAKES GRANDS LACS	PACIFIC PACIFIQUE	TOTAL TOTAL	IMMTRIC. DU NAVIRE	PAYS DE DESTINATION ET MARCHANDISE
SIERRA LEONE							
WHEAT FLOUR	U K	5			5	R U	SIERRA LEONE
	NORV	5			5	NORV	FARINE DE BLE
	PANAM	5			5	PANAM	
COMMODITY TOTAL		15			15		TOTAL DE MARCHANDISE
VEGETABLE PREP.NES	U K	1			1	R U	PREP. DE LEGUMES NDA
	NORV	2			2	NORV	
COMMODITY TOTAL		3			3		TOTAL DE MARCHANDISE
SPICES	U K	1			1	R U	ÉPICES
	LIBER	1			1	LIBER	
COMMODITY TOTAL		2			2		TOTAL DE MARCHANDISE
MISC.FOOD PREP.NES	DENMK	3			3	DANMK	DIV.PREP.ALIM.NDA
TOBACCO NES	U K	24			24	R U	TABACS NDA
MACHINERY NES	NORV	44			44	NORV	MACHINES NDA
EQUIPMENT MISC.	NORV	1			1	NORV	MATERIEL DIVERS
PERSONAL/HSEHOLD GOODS	U K	1			1	R U	ART.PERS.ET MENAGERS
	NORV	3			3	NORV	
COMMODITY TOTAL		4			4		TOTAL DE MARCHANDISE
MISC. END PRODUCTS NES	U K	1			1	R U	PRODUITS FINIS DIV.NDA
	DENMK	1			1	DANMK	
	PANAM	1			1	PANAM	
COMMODITY TOTAL		3			3		TOTAL DE MARCHANDISE
CONTAINERIZED FREIGHT	OTHER	17			17	AUTRE	FRET CONTENEURESE
COUNTRY/REGION TOTAL		116*	*	*	116*		TOTAL DE PAYS/REGION
TANZANIA							
MILK POWDER	U K	61			61	R U	TANZANIE
	NORV	93			93	NORV	LAIT EN POUDRE
COMMODITY TOTAL		154			154		TOTAL DE MARCHANDISE
WHEAT	LIBER	19,390			19,390	LIBER	BLE
	PANAM	16,000			16,000	PANAM	
COMMODITY TOTAL		35,390			35,390		TOTAL DE MARCHANDISE
WHEAT FLOUR	GREEK	116			116	GRECQ	FARINE DE BLE
	NORV	364			364	NORV	
COMMODITY TOTAL		480			480		TOTAL DE MARCHANDISE
MISC.FOOD PREP.NES	NORV	163			163	NORV	DIV.PREP.ALIM.NDA
ASBESTOS	NORV	30			30	NORV	AMIANTÉ
COMMODITY TOTAL		201			201	AUTRE	TOTAL DE MARCHANDISE
SULPHUR IN ORES	GREEK	231			231		SOUFRE EN MINÉRAI
RUBBER FAB.MATERIALS	NORV	26		4,959	26	GRECQ	DENTI-PROD.CADOUTCHOUC
NEWSPRINT PAPER	GREEK	108			108	GRECQ	PAPIER JOURNAL
	NORV	109			109	NORV	
COMMODITY TOTAL		217			217		TOTAL DE MARCHANDISE
PAPER NES	U K	5			5	R U	PAPIER NDA
	NORV	823			823	NORV	
COMMODITY TOTAL		828			828		TOTAL DE MARCHANDISE
BLDG.PAPER AND BOARD	NORV	40			40	NORV	PLAQ.CONSTR.,PAP/CART.
TEXTILE FAB.MTL NES	NORV	362			362	NORV	OUVR.EN MAT.TEXT.NDA
ANIMAL OILS,EXC.MARINE	NORV	121			121	NORV	HUIL.ANIM.SAUF AN.MAR.
ORGANIC CHEMICALS NES	NORV	2			2	NORV	PROD.CHM.ORGAN.NDA
PLASTIC MATERIALS	U K	1			1	R U	MATIÈRES PLASTIQUES
CHEM.SPECIALTIES NES	NORV	20	20		20	NORV	PROD.CHM.SPECIALAUX NDA
PETROL.COAL PROD.NES	OTHER	4			4	AUTRE	DÉRIVE PETR.CHARB.NDA
STRUCTURAL SHAPES	NORV	2			2	NORV	PROFILES DE CONSTRUCT.
PIPES,TUBES:IRON,STEEL	NETH	4			4	P.BAS	TUYAUX,TUBES:FER,ACTIER
	NORV	21			21	NORV	
COMMODITY TOTAL		21			25		TOTAL DE MARCHANDISE
METAL FAB.BASIC PROD.	GREEK	6			6	GRECQ	OUVR.DE BASE EN METAL
	NORV	13	32		45	NORV	
COMMODITY TOTAL		19	32		51		TOTAL DE MARCHANDISE
BRICKS,TILES NES	U K	617			617	R U	BRIQUES,TUILLES NDA
	NORV	271			271	NORV	
COMMODITY TOTAL		888			888		TOTAL DE MARCHANDISE
GLASS BASIC PRODUCTS	NORV	1			1	NORV	OUVR.DE BASE EN VERRE
NON-MET.MIN.BASIC PROD	NORV	27	27		27	NORV	PROD.MIN.NON-MET.BASE
MISC.FABRICATED PROD.	U K	8			8	R U	OUVRAGES DIVERS
	OTHER	8			8	AUTRE	
COMMODITY TOTAL		16			16		TOTAL DE MARCHANDISE
TRACTORS	NORV	15	34		49	NORV	TRACTEURS
MACHINERY NES	U K	71	19		90	R U	MACHINES NDA
	GREEK	2,358			2,358	GRECQ	
	NORV	112	17		129	NORV	
COMMODITY TOTAL		2,541	36		2,577		TOTAL DE MARCHANDISE
RAILWAY ROLLING STOCK	U K	19			19	R U	MAT.ROUL.DE CH.DE FER
	NORV	37			37	NORV	
	OTHER	3			3	AUTRE	
COMMODITY TOTAL		59			59		TOTAL DE MARCHANDISE
TRUCKS AND CHASSIS	U K	2			2	R U	VOITURES PART.,CHASSIS
	NORV	2	2		2	NORV	
	OTHER	2			2	AUTRE	
COMMODITY TOTAL		4	2		6		TOTAL DE MARCHANDISE
TRUCKS AND CHASSIS	NORV	22			22	NORV	CAMIONS ET CHASSIS
MOTOR VEHICLE ENGINES	U K	1			1	R U	MOTEURS DE VEH.AUTOM.
	NORV	30	3		33	NORV	

TABLE 1A. COMMODITIES LOADED FOR FOREIGN COUNTRIES BY COUNTRY OF DESTINATION, REGISTRY OF VESSEL AND CANADIAN REGION - 1977

TABLEAU 1A. MARCHANDISES CHARGÉES A DESTINATION DE PAYS ÉTRANGERS SELON LE PAYS DE DESTINATION, L'IMMATRICULATION DU NAVIRE ET LA RÉGION DU CANADA - 1977

COUNTRY OF DESTINATION AND KIND OF CARGO	REGISTRY OF VESSEL	SHORT TONS - TONNES COURTES				TOTAL TOTAL	IMMATIC. DU NAVIRE	PAYS DE DESTINATION ET MARCHANDISE
		ATLANTIC ATLANTIQUE	GREAT LAKES GRANDS LACS	PACIFIC PACIFIQUE				
<b>TANZANIA CONT.</b>							<b>TANZANIE SUITE</b>	
COMMODITY TOTAL	OTHER	27			27	AUTRE		
EQUIPMENT MISC.	U K	57	4		61	R U	TOTAL DE MARCHANDISE	
	GREEK	2	5		7	GREQ	MATERIEL DIVERS	
	NORW	17		142	159	NORV		
	U S A	17			11	E-U		
COMMODITY TOTAL		47	147		194		TOTAL DE MARCHANDISE	
PERSONAL, HOUSEHOLD GOODS	U K	11			11	R U	ART. PERS. ET MENAGERS	
	NETH			2	2	P. BAS		
	NORW	908	4		912	NORV		
	U S A	1			1	E-U		
	OTHER	671			671	AUTRE		
COMMODITY TOTAL		1,591	4	2	1,597		TOTAL DE MARCHANDISE	
FIREARMS, AMMUNITION	NORW	10			10	NORV	ARMES A FEU, MUNITIONS	
MISC. END PRODUCTS NES	NETH			1	1	P. BAS	PRODUITS FINIS DIV. NDA	
	NORW	5			5	NORV		
COMMODITY TOTAL		5		1	6		TOTAL DE MARCHANDISE	
GENERAL CARGO	U K		2		2	R U	MARCHANDISES DIVERSES	
	NETH			1	1	P. BAS		
	NORW	7	13		20	NORV		
COMMODITY TOTAL		7	15	1	23		TOTAL DE MARCHANDISE	
CONTAINERIZED FREIGHT	NORW	10	118		128	NORV	FRET CONTENEURESE	
COUNTRY/REGION TOTAL		43,334*	439*	4,967*	48,740*		TOTAL DE PAYS/REGION	
<b>ALGERIA</b>							<b>ALGERIE</b>	
MILK POWDER	GREEK	3,000			3,000	GREQ	LAIT EN POUFRE	
	OTHER	6,793			6,793	AUTRE		
COMMODITY TOTAL		9,793			9,793		TOTAL DE MARCHANDISE	
DAIRY PROD. EGGS, HONEY	OTHER	21,694			21,694	AUTRE	PROD. LAIT., OEUFS., MIEL	
BARLEY	GREEK	62,321			62,321	GREQ	ORGE	
	LIBER	3,913			3,913	LIBER		
COMMODITY TOTAL		66,234			66,234		TOTAL DE MARCHANDISE	
CORN	OTHER	1,092			1,092	AUTRE	MAIS	
WHEAT	U K	89,946			89,946	R U	BLE	
	GREEK	23,700	72,156	87,942	183,798	GREQ		
	ITALY	30,282			30,282	ITAL		
	NORW	3,689	16,670		20,359	NORV		
	LIBER	112,231		16,755	128,986	LIBER		
	JAPAN			18,519	18,519	JAPON		
	PANAM	4,000			4,000	PANAM		
	OTHER	245,541	53,736		299,277	AUTRE		
COMMODITY TOTAL		509,389	142,562	123,216	775,167		TOTAL DE MARCHANDISE	
POTATOES	U K	6,336			6,336	R U	POMMES DE TERRE	
	SWEDN	4,939			4,939	SUEDE		
	LIBER	11,640			11,640	LIBER		
	OTHER	3,263			3,263	AUTRE		
COMMODITY TOTAL		26,178			26,178		TOTAL DE MARCHANDISE	
VEGETABLES, DRIED	OTHER	199			199	AUTRE	LEGUMES, SECS	
RAW HIDES AND SKINS	GREEK	434			434	GREQ	PEAUX ET CUIRS BRUT	
	OTHER	103			103	AUTRE		
COMMODITY TOTAL		537			537		TOTAL DE MARCHANDISE	
RAPESEED	NETH		7,276		7,276	P. BAS	GRAINE DE COLZA	
	NORW		9,370		9,370	NORV		
	OTHER		15,818		15,818	AUTRE		
COMMODITY TOTAL			32,464		32,464		TOTAL DE MARCHANDISE	
OIL SEEDS, NUTS NES	NORW		1,139		1,139	NORV	GRAINES, NOIX DE EG. NDA	
ZINC ORE AND CONC.	OTHER	12,360			12,360	AUTRE	MINERAL, CONC. DE ZINC	
ASBESTOS	GREEK	1,359			1,359	GREQ	AMIANTE	
	OTHER	8,509			8,509	AUTRE		
COMMODITY TOTAL		9,868			9,868		TOTAL DE MARCHANDISE	
LUMBER AND TIMBER	GER			5,583	5,583	ALL	BOIS OEUVRE ET CHARP.	
	LIBER			17,133	17,133	LIBER		
	JAPAN			52,170	52,170	JAPON		
	PANAM			10,158	10,158	PANAM		
	OTHER			10,491	10,491	AUTRE		
COMMODITY TOTAL				95,535	95,535		TOTAL DE MARCHANDISE	
PULP	OTHER	2,406			2,406	AUTRE	PATE	
BLOC. PAPER AND BOARD	OTHER	474			474	AUTRE	PLAQ. CONSTR., PAP. CART.	
VEG. OILS, FATS NES	GREEK	3,446			3,446	GREQ	HUIL. MAT. GRAS. VEG. NDA	
INORGANIC CHEMS. NES	OTHER	156			156	AUTRE	PROD. CHIM. INORG. NDA	
PLASTIC MATERIALS	OTHER	1,507			1,507	AUTRE	MATIERES PLASTIQUES	
CHEM. SPECIALTIES NES	OTHER	60			60	AUTRE	PROD. CHIM. SPECIAUX NDA	
PLATE & SHEET STEEL	OTHER	410	2,274		2,684	AUTRE	TOL. FEUILLES D'ACTIER	
STRUCTURAL SHAPES	OTHER	384			384	AUTRE	PROFILES DE CONSTRUCT.	
COPPER AND ALLOYS	OTHER	121			121	AUTRE	CUIVRE ET ALLIAGES	
METAL FAB. BASIC PROD.	GER	1			1	ALL	OUVR. DE BASE EN METAL	
CEMENT BASIC PROD.	OTHER		1,575		1,575	AUTRE	OUVR. DE BASE CIMENT	
MACHINERY NES	OTHER	14	5		19	AUTRE	MACHINES NDA	
RAILWAY ROLLING STOCK	U S A	624			624	E-U	MAT. ROUL. DE CH. DE FER	
PASS. AUTOS AND CHASSIS	OTHER	2			2	AUTRE	VOITURES PART., CHASSIS	
EQUIPMENT MISC.	GER	22			22	ALL	MATERIEL DIVERS	
	OTHER	73			73	AUTRE		
COMMODITY TOTAL		95			95		TOTAL DE MARCHANDISE	
PERSONAL, HOUSEHOLD GOODS	OTHER	17			17	AUTRE	ART. PERS. ET MENAGERS	



TABLE 1A. COMMODITIES LOADED FOR FOREIGN COUNTRIES BY COUNTRY OF DESTINATION, REGISTRY OF VESSEL AND CANADIAN REGION - 1977

TABLEAU 1A. MARCHANDISES CHARGÉES À DESTINATION DE PAYS ÉTRANGERS SELON LE PAYS DE DESTINATION, L'IMMATRICULATION DU NAVIRE ET LA RÉGION DU CANADA - 1977

		SHORT TONS - TONNES COURTES						
COUNTRY OF DESTINATION AND KIND OF CARGO	REGISTRY OF VESSEL	ATLANTIC ATLANTIQUE	GREAT LAKES GRANDS LACS	PACIFIC PACIFIQUE	TOTAL TOTAL	IMMATIC. DU NAVIRE	PAYS DE DESTINATION ET MARCHANDISE	
<b>ALGERIA</b>	<b>CONT.</b>						<b>ALGERIE</b>	
MISC. END PRODUCTS NES	DENMK	779			779	DANMK	SUITE	
	GER	5,653			5,653	ALL	PRODUITS FINIS DIV.NDA	
	GREEK	1,100			1,100	GREQC		
	NORW	2,300			2,300	NORV		
	LIBER	3,964			3,964	LIBER		
	OTHER	11,222			11,222	AUTRE		
<b>COMMODITY TOTAL</b>		<b>25,018</b>			<b>25,018</b>		<b>TOTAL DE MARCHANDISE</b>	
GENERAL CARGO	OTHER	13			13	AUTRE	MARCHANDISES DIVERSES	
CONTAINERIZED FREIGHT	LIBER	56			56	LIBER	FRET CONTENEURESE	
	OTHER	698			698	AUTRE		
<b>COMMODITY TOTAL</b>		<b>754</b>			<b>754</b>		<b>TOTAL DE MARCHANDISE</b>	
<b>COUNTRY/REGION TOTAL</b>		<b>692,846*</b>	<b>180,019*</b>	<b>218,751*</b>	<b>1,091,616*</b>		<b>TOTAL DE PAYS/REGION</b>	
<b>ANGOLA</b>							<b>ANGOLA</b>	
MILK POWDER	OTHER	30			30	AUTRE	LAIT EN POUDRE	
MISC. FOOD PREP. NES	U K	830			830	R U	DIV. PREP. ALIM. NDA	
ASBESTOS	OTHER	2,121			2,121	AUTRE	AMIANTE	
COTTON, TEXTILE WASTE	DENMK	6			6	DANMK	DECHETS DE COTON, TEXT.	
PAPERBOARD	OTHER	4,423			4,423	AUTRE	CARTON	
TEXTILE FAB. MTL NES	U K	135			135	P U	OUVR. EN MAT. TEXT. NDA	
	OTHER	12			12	AUTRE		
<b>COMMODITY TOTAL</b>		<b>147</b>			<b>147</b>		<b>TOTAL DE MARCHANDISE</b>	
ALUMINIUM	U K		123		123	R U	ALUMINIUM	
METAL FAB. BASIC PROD.	PANAM	65			65	PANAM	OUVR. DE BASE EN METAL	
MACHINEERY NES	DENMK	2			2	DANMK	MACHINES NDA	
	OTHER	14			14	AUTRE		
<b>COMMODITY TOTAL</b>		<b>16</b>			<b>16</b>		<b>TOTAL DE MARCHANDISE</b>	
PASS. AUTOS AND CHASSIS	OTHER	1			1	AUTRE	VOITURES PART., CHASSIS	
RUBBER TIRES AND TUBES	PANAM	4			4	PANAM	PNEUS, CHAMBRES A AIR	
EQUIPMENT MISC.	PANAM	2			2	PANAM	MATERIEL DIVERS	
	OTHER	2			2	AUTRE		
<b>COMMODITY TOTAL</b>		<b>4</b>			<b>4</b>		<b>TOTAL DE MARCHANDISE</b>	
PERSONAL, HSEHOLD GOODS	U K	7			7	R U	ART. PERS. ET MENAGERS	
	PANAM	6			6	PANAM		
	OTHER	123			123	AUTRE		
<b>COMMODITY TOTAL</b>		<b>136</b>			<b>136</b>		<b>TOTAL DE MARCHANDISE</b>	
MISC. END PRODUCTS NES	U K	1			1	R U	PRODUITS FINIS DIV. NDA	
	DENMK	1			1	DANMK		
	PANAM	2			2	PANAM		
<b>COMMODITY TOTAL</b>		<b>4</b>			<b>4</b>		<b>TOTAL DE MARCHANDISE</b>	
<b>COUNTRY/REGION TOTAL</b>		<b>7,787*</b>	<b>123*</b>	<b>*</b>	<b>7,910*</b>		<b>TOTAL DE PAYS/REGION</b>	
<b>CAMEROON</b>							<b>CAMEROON</b>	
MILK POWDER	OTHER	20			20	AUTRE	LAIT EN POUDRE	
MACARONI, CEREAL PROD.	JAPAN	111			111	JAPON	PATES ALIM. PROD. CEREAL	
LUMBER AND TIMBER	DENMK	1			1	DANMK	BOIS OEUVRE ET CHARP.	
PAPER NES	OTHER		403		403	AUTRE	PAPIER NDA	
METAL FAB. BASIC PROD.	OTHER	157			157	AUTRE	OUVR. DE BASE EN METAL	
CEMENT BASIC PROD.	OTHER	102			102	AUTRE	OUVR. DE BASE CIMENT	
MACHINERY NES	NORW	2			2	NORV	MACHINES NDA	
	LIBER	24			24	LIBER		
	JAPAN	13			13	JAPON		
	OTHER	3			3	AUTRE		
<b>COMMODITY TOTAL</b>		<b>42</b>			<b>42</b>		<b>TOTAL DE MARCHANDISE</b>	
PASS. AUTOS AND CHASSIS	U S A		1		1	E-U	VOITURES PAPT., CHASSIS	
TRUCKS AND CHASSIS	LIBER	6			6	LIBER	CAMIONS ET CHASSIS	
RUBBER TIRES AND TUBES	LIBER	1			1	LIBER	PNEUS, CHAMBRES A AIR	
EQUIPMENT MISC.	U S A		1		1	E-U	MATERIEL DIVERS	
	OTHER	1			1	AUTRE		
<b>COMMODITY TOTAL</b>		<b>1</b>	<b>1</b>		<b>2</b>		<b>TOTAL DE MARCHANDISE</b>	
PERSONAL, HSEHOLD GOODS	LIBER	2			2	LIBER	ART. PERS. ET MENAGERS	
	JAPAN	3			3	JAPON		
	OTHER	9			9	AUTRE		
<b>COMMODITY TOTAL</b>		<b>14</b>			<b>14</b>		<b>TOTAL DE MARCHANDISE</b>	
MISC. END PRODUCTS NES	JAPAN	12			12	JAPON	PRODUITS FINIS DIV. NDA	
	OTHER	2			2	AUTRE		
<b>COMMODITY TOTAL</b>		<b>14</b>			<b>14</b>		<b>TOTAL DE MARCHANDISE</b>	
CONTAINERIZED FREIGHT	NORW	5			5	NORV	FRET CONTENEURESE	
	OTHER	115			115	AUTRE		
<b>COMMODITY TOTAL</b>		<b>120</b>			<b>120</b>		<b>TOTAL DE MARCHANDISE</b>	
<b>COUNTRY/REGION TOTAL</b>		<b>589*</b>	<b>405*</b>	<b>*</b>	<b>994*</b>		<b>TOTAL DE PAYS/REGION</b>	
<b>ZAIRE</b>							<b>ZAIRE</b>	
TRACTORS	NORW	24			24	NORV	TRACTEURS	
MOTOR VEHICLE ENGINES	NORW	3			3	NORV	MOTEURS DE VEH. AUTOM.	
EQUIPMENT MISC.	DENMK	1			1	DANMK	MATERIEL DIVERS	
	NORW	6			6	NORV		
<b>COMMODITY TOTAL</b>		<b>7</b>			<b>7</b>		<b>TOTAL DE MARCHANDISE</b>	
PERSONAL, HSEHOLD GOODS	NORW	1			1	NORV	ART. PERS. ET MENAGERS	
MISC. END PRODUCTS NES	DENMK	3			3	DANMK	PRODUITS FINIS DIV. NDA	

TABLE 1A. COMMODITIES LOADED FOR FOREIGN COUNTRIES BY COUNTRY OF DESTINATION, REGISTRY OF VESSEL AND CANADIAN REGION - 1977

TABLEAU 1A. MARCHANDISES CHARGES A DESTINATION DE PAYS ETRANGERS SELON LE PAYS DE DESTINATION, L'IMMATRICULATION DU NAVIRE ET LA REGION DU CANADA - 1977

		SHORT TONS - TONNES COURTES						
COUNTRY OF DESTINATION AND KIND OF CARGO	REGISTRY OF VESSEL	ATLANTIC ATLANTIQUE	GREAT LAKES GRANDS LACS	PACIFIC PACIFIQUE	TOTAL TOTAL	IMMATIC. DU NAVIRE	PAYS DE DESTINATION ET MARCHANDISE	
ZAIRE							ZAIRE	
CONT. CONTAINERIZED FREIGHT	NORW	45			45	NORW	SUITE FRET CONTENEURESE	
	OTHER	27			27	AUTRE		
COMMODITY TOTAL		72			72		TOTAL DE MARCHANDISE	
COUNTRY/REGION TOTAL		110*	*	*	110*		TOTAL DE PAYS/REGION	
BENIN							BENIN	
WHEAT	GREEK	8,937			8,937	GRECQ	BLE	
WHEAT FLOUR	OTHER	200			200	AUTRE	FARINE DE BLE	
TEXTILE FIBRES NES	OTHER	90			90	AUTRE	FIBRES TEXTILES NOA	
RUBBER FAB. MATERIALS	LIBER	1			1	LIBER	DEMI-PROD. CAOUTCHOUC	
TEXTILE FAB. MTL NES	NORW	3			3	NORW	OUVR. EN MAT. TEXT. NOA	
TRACTORS	NORW	35			35	NORW	TRACTEURS	
MACHINERY NES	NORW	16			16	NORW	MACHINES NOA	
PASS. AUTOS AND CHASSIS	OTHER	10			10	AUTRE	VOITURES PART., CHASSIS	
EQUIPMENT MISC.	NORW	33			33	NORW	MATERIEL DIVERS	
PERSONAL, HSEHOLD GOODS	LIBER	1			1	LIBER	ART. PERS. ET MENAGERS	
	OTHER	16			16	AUTRE		
COMMODITY TOTAL		17			17		TOTAL DE MARCHANDISE	
MISC. END PRODUCTS NES	OTHER	3			3	AUTRE	PRODUITS FINIS DIV. NOA	
CONTAINERIZED FREIGHT	DENMK	40			40	DANMK	FRET CONTENEURESE	
	NORW	193			193	NORW		
	OTHER	64			64	AUTRE		
COMMODITY TOTAL		297			297		TOTAL DE MARCHANDISE	
COUNTRY/REGION TOTAL		9,642*	*	*	9,642*		TOTAL DE PAYS/REGION	
FR. AFRICA NES							AFRIQUE FR. NOA	
MILK POWDER	LIBER	36			36	LIBER	LAIT EN POUFRE	
	OTHER	60			60	AUTRE		
COMMODITY TOTAL		96			96		TOTAL DE MARCHANDISE	
DAIRY PROD. EGGS, HONEY	LIBER	19			19	LIBER	PROD. LAIT., OEUFS, MIEL	
WHEAT FLOUR	GREEK	310			310	GRECQ	FARINE DE BLE	
VEGETABLES, DRIED	GREEK	152			152	GRECQ	LEGUMES, SECS	
MISC. FOOD PREP. NES	GREEK	3			3	GRECQ	DIV. PREP. ALIM. NOA	
VEG. OILS, FATS NES	GREEK	23			23	GRECQ	HUIL. MAT. GRAS. VEG. NOA	
MACHINERY NES	OTHER	9			9	AUTRE	MACHINES NOA	
PERSONAL, HSEHOLD GOODS	GREEK	1			1	GRECQ	ART. PERS. ET MENAGERS	
CONTAINERIZED FREIGHT	DENMK	40			40	DANMK	FRET CONTENEURESE	
	NORW	12			12	NORW		
COMMODITY TOTAL		52			52		TOTAL DE MARCHANDISE	
COUNTRY/REGION TOTAL		665*	*	*	665*		TOTAL DE PAYS/REGION	
GABON							GABON	
BLDG. PAPER AND BOARD	DENMK	3			3	DANMK	PLAQ. CONSTR., PAP/CART.	
PIRES, TUBES: IRON, STEEL	OTHER	5			5	AUTRE	TOYEAUX, TUBES: FER, ACIER	
TRACTORS	DENMK	9			9	DANMK	TRACTEURS	
MACHINERY NES	NORW	43			43	NORW	MACHINES NOA	
	OTHER	16			16	AUTRE		
COMMODITY TOTAL		59			59		TOTAL DE MARCHANDISE	
PASS. AUTOS AND CHASSIS	NORW	2			2	NORW	VOITURES PART., CHASSIS	
	OTHER	1			1	AUTRE		
COMMODITY TOTAL		3			3		TOTAL DE MARCHANDISE	
ROAD MOTOR VEH. NES	OTHER	1			1	AUTRE	VEH. AUTOM. ROUTIERS NOA	
RUBBER TIRES AND TUBES	DENMK	1			1	DANMK	PNEUS, CHAMBRES A AIR	
PERSONAL, HSEHOLD GOODS	DENMK	4			4	DANMK	ART. PERS. ET MENAGERS	
	LIBER	1			1	LIBER		
	OTHER	1			1	AUTRE		
COMMODITY TOTAL		6			6		TOTAL DE MARCHANDISE	
MISC. END PRODUCTS NES	LIBER	19			19	LIBER	PRODUITS FINIS DIV. NOA	
CONTAINERIZED FREIGHT	NORW	2			2	NORW	FRET CONTENEURESE	
	OTHER	15			15	AUTRE		
COMMODITY TOTAL		17			17		TOTAL DE MARCHANDISE	
COUNTRY/REGION TOTAL		123*	*	*	123*		TOTAL DE PAYS/REGION	
GUINEA							GUINEE	
MISC. FOOD PREP. NES	DENMK	30			30	DANMK	DIV. PREP. ALIM. NOA	
EXPLOS., FUSES, CAPS	OTHER	66			66	AUTRE	EXPLOS., AMORCES, DET.	
COUNTRY/REGION TOTAL		96*	*	*	96*		TOTAL DE PAYS/REGION	
IVORY COAST							COTE-D'IVOIRE	
DAIRY PROD. EGGS, HONEY	OTHER	14			14	AUTRE	PROD. LAIT., OEUFS, MIEL	
WHEAT FLOUR	LIBER	43			43	LIBER	FARINE DE BLE	
	PANAM	100			100	PANAM		
	U S A	65			65	E-U		
	OTHER	525			525	AUTRE		
COMMODITY TOTAL		733			733		TOTAL DE MARCHANDISE	
MACARONI, CEREAL PROD.	OTHER	60			60	AUTRE	PATES ALIM. PROD. CEREAL	

TABLE 1A. COMMODITIES LOADED FOR FOREIGN COUNTRIES BY COUNTRY OF DESTINATION, REGISTRY OF VESSEL AND CANADIAN REGION - 1977

TABLEAU 1A. MARCHANDISES CHARGÉES À DESTINATION DE PAYS ÉTRANGERS SELON LE PAYS DE DESTINATION, L'IMMATRICULATION DU NAVIRE ET LA RÉGION DU CANADA - 1977

		SHORT TONS - TONNES COURTES						
COUNTRY OF DESTINATION AND KIND OF CARGO	REGISTRY OF VESSEL	ATLANTIC	GREAT LAKES	PACIFIC	TOTAL	IMMATRIC. DU NAVIRE	PAYS DE DESTINATION ET MARCHANDISE	
		ATLANTIQUE	GRANDS LACS	PACIFIQUE	TOTAL			
IVORY COAST CONT.							COTE-D'IVOIRE	SUITE
VEGETABLES, DRIED	OTHER	22			22	AUTRE	LEGUMES, SEC5	
TEXTILE FIBRES NES	JAPAN	24			24	JAPON	FIBRES TEXTILES NDA	
	OTHER	35			35	AUTRE		
COMMODITY TOTAL		59			59		TOTAL DE MARCHANDISE	
COTTON, TEXTILE WASTE	OTHER	24			24	AUTRE	DECHETS DE COTON, TEXT.	
TEXTILE FAB. MTL NES	OTHER	2			2	AUTRE	OUVR. EN MAT. TEXT. NDA	
ANIMAL OILS, EXC. MARINE	U K	548			548	R U	HUIL. ANIM. SAUF AN. MAR.	
PLASTIC MATERIALS	NORW	4			4	NORV	MATERES PLASTIQUES	
PLATE & SHEET STEEL	OTHER	43			43	AUTRE	TILES, FEUILLES D'ACTIER	
PIPES, TUBES: IRON, STEEL	GREEK	2,027			2,027	GREQ	TUYAUX, TUBES: FER, ACIER	
	LIBER	900			900	LIBER		
	OTHER	800			800	AUTRE		
COMMODITY TOTAL		3,727			3,727		TOTAL DE MARCHANDISE	
ALUMINUM	OTHER	154			154	AUTRE	ALUMINIUM	
METAL FAB. BASIC PROD.	LIBER	3			3	LIBER	OUVR. DE BASE EN METAL	
TRACTORS	PANAM	1,500			1,500	PANAM	TRACTEURS	
	OTHER	86			86	AUTRE		
COMMODITY TOTAL		1,586			1,586		TOTAL DE MARCHANDISE	
MACHINERY NES	DENMK	13			13	DANMK	MACHINES NDA	
	GREEK	1,973			1,973	GREQ		
	NORW	24			24	NORV		
	LIBER	3,001			3,001	LIBER		
	JAPAN	241			241	JAPON		
	PANAM	12			12	PANAM		
	U S A	19			19	E-U		
	OTHER	1,608			1,608	AUTRE		
COMMODITY TOTAL		6,891			6,891		TOTAL DE MARCHANDISE	
PASS. AUTOS AND CHASSIS	LIBER	1			1	LIBER	VOITURES PAPT., CHASSIS	
	PANAM	2			2	PANAM		
	OTHER	6			6	AUTRE		
COMMODITY TOTAL		9			9		TOTAL DE MARCHANDISE	
RUBBER TIRES AND TUBES	LIBER	6			6	LIBER	PNEUS, CHAMBRES A AIR	
	JAPAN	2			2	JAPON		
COMMODITY TOTAL		8			8		TOTAL DE MARCHANDISE	
EQUIPMENT MISC.	DENMK	4			4	DANMK	MATERIEL DIVERS	
	NORW	1			1	NORV		
	OTHER	8			8	AUTRE		
COMMODITY TOTAL		13			13		TOTAL DE MARCHANDISE	
PERSONAL, HOUSEHOLD GOODS	DENMK	2			2	DANMK	ART. PERS. ET MENAGERS	
	NORW	13			13	NORV		
	LIBER	2			2	LIBER		
	JAPAN	3			3	JAPON		
	U S A	4			4	E-U		
	OTHER	206			206	AUTRE		
COMMODITY TOTAL		230			230		TOTAL DE MARCHANDISE	
MISC. END PRODUCTS NES	LIBER	4			4	LIBER	PRODUITS FINIS DIV. NDA	
	PANAM	4			4	PANAM		
	OTHER	5			5	AUTRE		
COMMODITY TOTAL		13			13		TOTAL DE MARCHANDISE	
GENERAL CARGO	PANAM	1			1	PANAM	MARCHANDISES DIVERSES	
	OTHER	3,615			3,615	AUTRE		
COMMODITY TOTAL		3,616			3,616		TOTAL DE MARCHANDISE	
CONTAINERIZED FREIGHT	U S A	6			6	E-U	FRET CONTENEURESE	
COUNTRY/REGION TOTAL		17,765*			17,765*		TOTAL DE PAYS/REGION	
LIBERIA							LIBERIA	
MEAT, CURED	DENMK	4			4	DANMK	VIAND FUMEE OU SALEE	
MILK POWDER	OTHER	118			118	AUTRE	LAIT EN POWDRE	
DAIRY PROD. EGGS, HONEY	OTHER		10		10	AUTRE	PROD. LAIT., OEUFS, MIEL	
WHEAT FLOUR	OTHER	287			287	AUTRE	FARINE DE BLE	
NUTS, EXC. OIL NUTS NES	PANAM	2			2	PANAM	NOIX, SAUF OLEAG. NDA	
	OTHER	1			1	AUTRE		
COMMODITY TOTAL		3			3		TOTAL DE MARCHANDISE	
VEGETABLE PREP. NES	OTHER	1			1	AUTRE	PREP. DE LEGUMES NDA	
SUGAR PREPARATIONS	OTHER	2			2	AUTRE	PREP. A BASE DE SUCRE	
MISC. FOOD PREP. NES	JAPAN	3			3	JAPON	DIV. PREP. ALIM. NDA	
	OTHER	1			1	AUTRE		
COMMODITY TOTAL		4			4		TOTAL DE MARCHANDISE	
CONC. COMPLETE FEEDS	OTHER	27			27	AUTRE	CONC., PRDV. COMPLETEES	
SALT	DENMK	20			20	DANMK	SEL	
INORGANIC CHEMS. NES	DENMK	12			12	DANMK	PROD. CHIM. INORG. NDA	
	OTHER	11			11	AUTRE		
COMMODITY TOTAL		23			23		TOTAL DE MARCHANDISE	
EXPLOS., FUSES, CAPS	OTHER	1,736			1,736	AUTRE	EXPLOS., AMOPCES, DET.	
FERTILIZERS NES	OTHER	11			11	AUTRE	ENGRAS CHIMIQUE NDA	
PLASTIC MATERIALS	OTHER	9			9	AUTRE	MATERES PLASTIQUES	
DYESTUFF, PIGMENT, PAINT	OTHER	3			3	AUTRE	MAT. COLOR. PTG. PEINTURE	
COOPER AND ALLOYS	OTHER	5			5	AUTRE	CUIVRE ET ALLIAGES	
METAL FAB. BASIC PROD.	DENMK	1			1	DANMK	OUVR. DE BASE EN METAL	
	LIBER	3			3	LIBER		
	OTHER	2			2	AUTRE		
COMMODITY TOTAL		6			6		TOTAL DE MARCHANDISE	
TRACTORS	NORW	99			99	NORV	TRACTEURS	
MACHINERY NES	NORW	43			43	NORV	MACHINES NDA	



TABLE 1A. COMMODITIES LOADED FOR FOREIGN COUNTRIES BY COUNTRY OF DESTINATION, REGISTRY OF VESSEL AND CANADIAN REGION - 1977

TABLÉAU 1A. MARCHANDISES CHARGÉES À DESTINATION DE PAYS ÉTRANGERS SELON LE PAYS DE DESTINATION, L'IMMATRICULATION DU NAVIRE ET LA RÉGION DU CANADA - 1977

		SHORT TONS - TONNES COURTES						
COUNTRY OF DESTINATION AND KIND OF CARGO	REGISTRY OF VESSEL	ATLANTIC ATLANTIQUE	GREAT LAKES GRANDS LACS	PACIFIC PACIFIQUE	TOTAL TOTAL	IMMATIC. DU NAVIRE	PAYS DE DESTINATION ET MARCHANDISE	
<b>LIBERIA</b>	<b>CONT.</b>						<b>LIBERIA</b>	
	LIBER	1			1	LIBER		
	JAPAN	19			19	JAPON		
	PANAM	3			3	PANAM		
	OTHER	17			17	AUTRE		
<b>COMMODITY TOTAL</b>		<b>83</b>			<b>83</b>		<b>TOTAL DE MARCHANDISE</b>	
TRUCKS AND CHASSIS	PANAM	10			10	PANAM	CAMIONS ET CHASSIS	
MOTOR VEHICLE ENGINES	NORW	8			8	NORV	MOTEURS DE VEH. AUTOM.	
RUBBER TIRES AND TUBES	JAPAN	41			41	JAPON	PNEUS, CHAMBRES A AIR	
EQUIPMENT MISC.	DENMK	41			41	DANMK	MATERIEL DIVERS	
	NORW	1			1	NORV		
	JAPAN	9			9	JAPON		
	PANAM	3			3	PANAM		
	OTHER	83			83	AUTRE		
<b>COMMODITY TOTAL</b>		<b>137</b>			<b>137</b>		<b>TOTAL DE MARCHANDISE</b>	
PERSONAL, HOUSEHOLD GOODS	PANAM	1			1	PANAM	ART. PERS. ET MENAGERS	
	OTHER	3			6	AUTRE		
<b>COMMODITY TOTAL</b>		<b>4</b>			<b>7</b>		<b>TOTAL DE MARCHANDISE</b>	
CONTAINERS, CLOSURES	OTHER	4			4	AUTRE	CONTENEURS, FERMETURES	
MISC. END PRODUCTS NES	LIBER	1			1	LIBER	PRODUITS FINIS DIV. NDA	
	JAPAN	3			3	JAPON		
	PANAM	3			3	PANAM		
<b>COMMODITY TOTAL</b>		<b>7</b>			<b>7</b>		<b>TOTAL DE MARCHANDISE</b>	
GENERAL CARGO	PANAM	2			2	PANAM	MARCHANDISES DIVERSES	
	OTHER	17			17	AUTRE		
<b>COMMODITY TOTAL</b>		<b>19</b>			<b>19</b>		<b>TOTAL DE MARCHANDISE</b>	
CONTAINERIZED FREIGHT	NORW	424			424	NORV	FRET CONTENEURESE	
	OTHER	74			74	AUTRE		
<b>COMMODITY TOTAL</b>		<b>498</b>			<b>498</b>		<b>TOTAL DE MARCHANDISE</b>	
<b>COUNTRY/REGION TOTAL</b>		<b>3,169*</b>	<b>13*</b>	<b>*</b>	<b>3,182*</b>		<b>TOTAL DE PAYS/REGION</b>	
<b>MADAGASCAR</b>							<b>MADAGASCAR</b>	
VEG. OILS, FATS NES	GREEK	551			551	GREQ	HUIL. MAT. GRAS. VEG. NDA	
<b>COUNTRY/REGION TOTAL</b>		<b>551*</b>	<b>*</b>	<b>*</b>	<b>551*</b>		<b>TOTAL DE PAYS/REGION</b>	
<b>MOROCCO</b>							<b>MAROC</b>	
BARLEY	GREEK	23,149			23,149	GREQ	ORGE	
	DENMK	46,006			46,006	DANMK	BLE	
WHEAT	GREEK	84,823			84,823	GREQ		
	ITALY	50,822			50,822	ITAL		
	SWEDN	45,472			45,472	SUEDE		
	LIBER	33,748			33,748	LIBER		
	OTHER	30,148	15,148		45,296	AUTRE		
<b>COMMODITY TOTAL</b>		<b>291,019</b>	<b>15,148</b>		<b>306,167</b>		<b>TOTAL DE MARCHANDISE</b>	
ASBESTOS	U S A	724			724	E-U	AMIANTE	
SULPHUR IN DRES	GREEK			29,576	29,576	GREQ	SOUFRE EN MINERAL	
	LIBER			22,424	22,424	LIBER		
<b>COMMODITY TOTAL</b>				<b>52,000</b>	<b>52,000</b>		<b>TOTAL DE MARCHANDISE</b>	
LUMBER AND TIMBER	NETH			2,940	2,940	P. BAS	BOIS D'OEUVRE ET CHARP.	
	LIBER			3,684	3,684	LIBER		
	JAPAN			10,962	10,962	JAPON		
	PANAM			3,822	3,822	PANAM		
<b>COMMODITY TOTAL</b>				<b>21,408</b>	<b>21,408</b>		<b>TOTAL DE MARCHANDISE</b>	
BLDG. PAPER AND BOARD	JAPAN	546			546	JAPON	PLAQ. CONSTR., PAP/CART.	
VEG. OILS, FATS NES	NORW	3,525			3,525	NORV	HUIL. MAT. GRAS. VEG. NDA	
ORGANIC CHEMICALS NES	U S A	17			17	E-U	PROD. CHIM. ORGAN. NDA	
	OTHER			1	1	AUTRE		
<b>COMMODITY TOTAL</b>		<b>17</b>			<b>18</b>		<b>TOTAL DE MARCHANDISE</b>	
CHEM. SPECIALTIES NES	OTHER			1	1	AUTRE	PROD. CHIM. SPECIAUX NDA	
PLATE & SHEET STEEL	JAPAN	660			660	JAPON	TOLES, FEUILLES D'ACIER	
	OTHER	21			21	AUTRE		
<b>COMMODITY TOTAL</b>		<b>681</b>			<b>681</b>		<b>TOTAL DE MARCHANDISE</b>	
PIPES, TUBES: IRON, STEEL	U S A	4			4	E-U	TUYAUX, TUBES: FER, ACIER	
METAL FAB. BASIC PROD.	U S A	1			1	E-U	OUVR. DE BASE EN METAL	
BRICKS, TILES NES	U S A	81			81	E-U	RIQUES, TILES NDA	
MACHINERY NES	U S A	20			20	E-U	MACHINES NDA	
	OTHER			1	1	AUTRE		
<b>COMMODITY TOTAL</b>		<b>20</b>			<b>21</b>		<b>TOTAL DE MARCHANDISE</b>	
PASS. AUTOS AND CHASSIS	U S A	4			4	E-U	VOITURES PART., CHASSIS	
	OTHER	2			2	AUTRE		
<b>COMMODITY TOTAL</b>		<b>6</b>			<b>6</b>		<b>TOTAL DE MARCHANDISE</b>	
TRUCKS AND CHASSIS	OTHER	2			2	AUTRE	CAMIONS ET CHASSIS	
ROAD MOTOR VEH. NES	OTHER	2			2	AUTRE	VEH. AUTOM. ROUTIERS NDA	
EQUIPMENT MISC.	U S A	2			2	E-U	MATERIEL DIVERS	
	OTHER			7	7	AUTRE		
<b>COMMODITY TOTAL</b>		<b>2</b>			<b>9</b>		<b>TOTAL DE MARCHANDISE</b>	
PERSONAL, HOUSEHOLD GOODS	U S A	8			8	E-U	ART. PERS. ET MENAGERS	
	OTHER	2			2	AUTRE		
<b>COMMODITY TOTAL</b>		<b>10</b>			<b>10</b>		<b>TOTAL DE MARCHANDISE</b>	
MISC. END PRODUCTS NES	U S A	1			1	E-U	PRODUITS FINIS DIV. NDA	
CONTAINERIZED FREIGHT	U S A	6			6	E-U	FRET CONTENEURESE	
<b>COUNTRY/REGION TOTAL</b>		<b>319,796*</b>	<b>15,158*</b>	<b>73,408*</b>	<b>408,362*</b>		<b>TOTAL DE PAYS/REGION</b>	

TABLE 1A. COMMODITIES LOADED FOR FOREIGN COUNTRIES BY COUNTRY OF DESTINATION, REGISTRY OF VESSEL AND CANADIAN REGION - 1977

TABLÉAU 1A. MARCHANDISES CHARGÉES À DESTINATION DE PAYS ÉTRANGERS SELON LE PAYS DE DESTINATION, L'IMMATRICULATION DU NAVIRE ET LA RÉGION DU CANADA - 1977

SHORT TONS - TONNES COURTES							
COUNTRY OF DESTINATION AND KIND OF CARGO	REGISTRY OF VESSEL	ATLANTIC ATLANTIQUE	GREAT LAKES GRANDS LACS	PACIFIC PACIFIQUE	TOTAL TOTAL	IMMATRIC. DU NAVIRE	PAYS DE DESTINATION ET MARCHANDISE
<b>MOZAMBIQUE</b>							
FISH, FRESH OR FROZEN	NORW	11			11	NORV	POISSON, FRAIS OU CONG.
MILK POWDER	U K	10			10	R U	LAIT EN POUFRE
	NORW	196			196	NORV	
<b>COMMODITY TOTAL</b>		<b>206</b>			<b>206</b>		<b>TOTAL DE MARCHANDISE</b>
WHEAT FLOUR	NORW	44			44	NORV	FARINE DE BLE
SPICES	U S A	1			1	E-U	ÉPICES
RAPESEED	NORW		8,488		8,488	NORV	GRAINE DE COLZA
SULPHUR IN ORES	GREEK			70,869	70,869	GREQC	SOUFRE EN MINÉRAI
	LIBER			36,764	36,764	LIBER	
	PANAM			40,510	40,510	PANAM	
	OTHER			25,711	25,711	AUTRE	
<b>COMMODITY TOTAL</b>				<b>173,854</b>	<b>173,854</b>		<b>TOTAL DE MARCHANDISE</b>
LUMBER AND TIMBER	NETH			938	938	P. BAS	BOIS D'OEUVRE ET CHARP.
PAPER NES	U K	3			3	R U	PAPIER NDA
BLOG. PAPER AND BOARD	NORW	308			308	NORV	PLAQ. CONSTP., PAP/CART.
AGRICULTURAL CHEMICALS	U S A		9		9	E-U	PROD. CHIM. AGRICOLES
PLASTIC MATERIALS	U S A	11			11	E-U	MATIÈRES PLASTIQUES
CHEM. SPECIALTIES NES	U S A	3			3	E-U	PROD. CHIM. SPÉCIAUX NDA
BARNS AND ROOS, STEEL	NORW	194			194	NORV	BARRES ET TIGES ACIER
PLATE & SHEET STEEL	NORW	451			451	NORV	TOLES, FEUILLES D'ACIER
RAILS & TRACK MATERIAL	NORW	5,596			5,596	NORV	RAILS, MAT. VOIE FERRÉE
METAL FAB. BASIC PRDD.	NORW	8			8	NORV	OUVR. DE BASE EN MÉTAL
BRICKS, TILES NES	NORW	170			170	NORV	BRIQUES, TUILLES NDA
CEMENT	NORW	1			1	NORV	CIMENT
MISC. FABRICATED PRDD.	NORW	263			263	NORV	OUVRAGES DIVERS
TRACTORS	OTHER		19		19	AUTRE	TRACTEURS
MACHINERY NES	NORW	1			1	NORV	MACHINES NDA
	U S A	7			7	E-U	
<b>COMMODITY TOTAL</b>		<b>8</b>			<b>8</b>		<b>TOTAL DE MARCHANDISE</b>
RAILWAY ROLLING STOCK	NORW	1			1	NORV	MAT. ROUL. DE CH. DE FER
EQUIPMENT MISC.	U K	9			9	R U	MATÉRIEL DIVERS
	GREEK	2			2	GREQC	
<b>COMMODITY TOTAL</b>		<b>11</b>			<b>11</b>		<b>TOTAL DE MARCHANDISE</b>
PERSONAL, HSEHLD GOODS	NORW	93			93	NORV	ART. PERS. ET MENAGERS
	U S A	97		5	102	E-U	
<b>COMMODITY TOTAL</b>		<b>190</b>		<b>5</b>	<b>195</b>		<b>TOTAL DE MARCHANDISE</b>
MISC. END PRODUCTS NES	OTHER		1		1	AUTRE	PRODUITS FINIS DIV. NDA
GENERAL CARGO	U K		1		1	R U	MARCHANDISES DIVERSES
	GREEK		3		3	GREQC	
	U S A		1		1	E-U	
<b>COMMODITY TOTAL</b>			<b>5</b>		<b>5</b>		<b>TOTAL DE MARCHANDISE</b>
CONTAINERIZED FREIGHT	NORW	216			216	NORV	FRET CONTENEURESE
<b>COUNTRY/REGION TOTAL</b>		<b>7,696*</b>	<b>8,527*</b>	<b>174,792*</b>	<b>191,015*</b>		<b>TOTAL DE PAYS/REGION</b>
<b>PORT. AF. NES</b>							
MILK POWDER	U K	510			510	R U	LAIT EN POUFRE
VEGETABLES, DRIED	U K	344			344	R U	LEGUMES, SECS
VEG. OILS, FATS NES	U K	560			560	R U	HUIL. MAT. GRAS. VEG. NDA
MACHINERY NES	PANAM	2,000			2,000	PANAM	MACHINES NDA
MISC. END PRODUCTS NES	DENMK	1			1	DANMK	PRODUITS FINIS DIV. NDA
<b>COUNTRY/REGION TOTAL</b>		<b>3,415*</b>	<b>*</b>	<b>*</b>	<b>3,415*</b>		<b>TOTAL DE PAYS/REGION</b>
<b>SENEGAL</b>							
MILK POWDER	DENMK	10			10	DANMK	LAIT EN POUFRE
	NORW	20			20	NORV	
	OTHER	36			36	AUTRE	
<b>COMMODITY TOTAL</b>		<b>66</b>			<b>66</b>		<b>TOTAL DE MARCHANDISE</b>
DAIRY PROD. EGGS, HONEY	PANAM	500			500	PANAM	PROD. LAIT., OEUFS, MIEL
WHEAT	PANAM	8,512			8,512	PANAM	BLE
WHEAT FLOUR	DENMK	2			2	DANMK	FARINE DE BLE
VEGETABLES, DRIED	NORW	19			19	NORV	LEGUMES, SECS
BLOG. PAPER AND BOARD	DENMK	17			17	DANMK	PLAQ. CONSTP., PAP/CART.
	PANAM	1			1	PANAM	
<b>COMMODITY TOTAL</b>		<b>18</b>			<b>18</b>		<b>TOTAL DE MARCHANDISE</b>
VEG. OILS, FATS NES	PANAM	500			500	PANAM	HUIL. MAT. GRAS. VEG. NDA
DYESTUFF, PIGMENT, PAINT	OTHER	21			21	AUTRE	MAT. COLOR. PIG. PEINTURE
STRUCTURAL SHAPES	U S A	126			126	E-U	PROFILES DE CONSTRUCT.
ALUMINIUM	OTHER	2			2	AUTRE	ALUMINIUM
TRACTORS	NORW	31			31	NORV	TRACTEURS
	JAPAN	93			93	JAPON	
	PANAM	500			500	PANAM	
	U S A	57			57	E-U	
<b>COMMODITY TOTAL</b>		<b>681</b>			<b>681</b>		<b>TOTAL DE MARCHANDISE</b>
MACHINERY NES	JAPAN	50			50	JAPON	MACHINES NDA
	PANAM	1,000			1,000	PANAM	
	OTHER	14			14	AUTRE	
<b>COMMODITY TOTAL</b>		<b>1,064</b>			<b>1,064</b>		<b>TOTAL DE MARCHANDISE</b>
PASS. AUTOS AND CHASSIS	PANAM	1			1	PANAM	VOITURES PART., CHASSIS
	OTHER	5			5	AUTRE	
<b>COMMODITY TOTAL</b>		<b>6</b>			<b>6</b>		<b>TOTAL DE MARCHANDISE</b>
MOTOR VEHICLE ENGINES	LIBER	37			37	LIBER	MOTEURS DE VEH. AUTOM.
SHIPS, AIRCRAFT, MIS. VEH	OTHER	2			2	AUTRE	NAVIRES, AVIONS, VEH. DIV

TABLE IA. COMMODITIES LOADED FOR FOREIGN COUNTRIES BY COUNTRY OF DESTINATION, REGISTRY OF VESSEL AND CANADIAN REGION - 1977

TABLEAU IA. MARCHANDISES CHARGÉES A DESTINATION DE PAYS ÉTRANGERS SELON LE PAYS DE DESTINATION, L'IMMATICULATION DU NAVIRE ET LA RÉGION DU CANADA - 1977

SHDRT TONS - TONNES COURTES

COUNTRY OF DESTINATION AND KIND OF CARGO	REGISTRY OF VESSEL	ATLANTIC ATLANTIQUE	GREAT LAKES GRANDS LACS	PACIFIC PACIFIQUE	TOTAL TOTAL	IMMATIC. DU NAVIRE	PAYS DE DESTINATION ET MARCHANDISE
SHDRT TONS - TONNES COURTES							
SENEGAL CONT. EQUIPMENT MISC.	NORV LIBER PANAM OTHER	1 1 4 12			1 1 4 12	NORV LIBER PANAM AUTRE	SENEGAL SUITE MATERIEL DIVERS
COMMODITY TOTAL		18			18		TOTAL DE MARCHANDISE
PERSONAL, HOUSEHOLD GOODS	JAPAN OTHER	2 7			2 7	JAPON AUTRE	ART. PERS. ET MENAGERS
COMMODITY TOTAL		9			9		TOTAL DE MARCHANDISE
MISC. END PRODUCTS NES	JAPAN PANAM OTHER	1 1 3			1 1 3	JAPON PANAM AUTRE	PRODUITS FINIS DIV. NDA
COMMODITY TOTAL		5			5		TOTAL DE MARCHANDISE
GENERAL CARGO	PANAM	3			3	PANAM	MARCHANDISES DIVERSES
CONTAINERIZED FREIGHT	DENMK OTHER	15 43			15 43	DANMK AUTRE	FRET CONTENEURESE
COMMODITY TOTAL		58			58		TOTAL DE MARCHANDISE
COUNTRY/REGION TOTAL		11,649*	*	*	11,649*		TOTAL DE PAYS/REGION
SPANISH AFRICA DIST. ALCOHOLIC BEV.	DENMK PANAM	2 29			2 29	DANMK PANAM	AFRIQUE ESPAG. BOISS. ALCOOL. DIST.
COMMODITY TOTAL		31			31		TOTAL DE MARCHANDISE
ASBESTOS	PANAM	52			52	PANAM	AMIANTE
PAPERBOARD	U K	428			428	R U	CARTON
PLASTIC MATERIALS	PANAM	32			32	PANAM	MATIERES PLASTIQUES
CONTAINERIZED FREIGHT	OTHER	27			27	AUTRE	FRET CONTENEURESE
COMMODITY TOTAL		570*	*	*	570*		TOTAL DE PAYS/REGION
TOGO							TOGO
MILK POWDER	OTHER	73			73	AUTRE	LAIT EN POUDE
WHEAT	GREEK PANAM	5,005 1,800			5,005 1,800	GREQ PANAM	BLE
COMMODITY TOTAL		6,805			6,805		TOTAL DE MARCHANDISE
SPICES	JAPAN OTHER	1 2			1 2	JAPON AUTRE	EPICES
COMMODITY TOTAL		3			3		TOTAL DE MARCHANDISE
TEXTILE FIBRES NES	OTHER	20			20	AUTRE	FIBRES TEXTILES NDA
COTTON, TEXTILE WASTE	NORV	4			4	NORV	DECHETS DE COTON, TEXT.
BLDG. PAPER AND BOARD	OTHER	8			8	AUTRE	PLAQ. CONSTR., PAP/CART.
DYESTUFF, PIGMENT, PAINT	OTHER	3			3	AUTRE	MAT. COLOR. PIG. PEINTURE
STRUCTURAL SHAPES	PANAM	62			62	PANAM	PROFILES DE CONSTRUCT.
TRACTORS	NORV JAPAN	73 40			73 40	NORV JAPON	TRACTEURS
COMMODITY TOTAL		113			113		TOTAL DE MARCHANDISE
TRUCKS AND CHASSIS	JAPAN	162			162	JAPON	CAMIONS ET CHASSIS
EQUIPMENT MISC.	NORV JAPAN	8 2			8 2	NORV JAPON	MATERIEL DIVERS
COMMODITY TOTAL		10			10		TOTAL DE MARCHANDISE
PERSONAL, HOUSEHOLD GOODS	NORV OTHER	1 9			1 9	NORV AUTRE	ART. PERS. ET MENAGERS
COMMODITY TOTAL		10	11		21		TOTAL DE MARCHANDISE
MISC. END PRODUCTS NES	JAPAN PANAM	1 4			1 4	JAPON PANAM	PRODUITS FINIS DIV. NDA
COMMODITY TOTAL		5			5		TOTAL DE MARCHANDISE
CONTAINERIZED FREIGHT	OTHER	133			133	AUTRE	FRET CONTENEURESE
COUNTRY/REGION TOTAL		7,411*	11*	*	7,422*		TOTAL DE PAYS/REGION
TUNISIA							TUNISIE
MILK POWDER	GREEK	2,000			2,000	GREQ	LAIT EN POUDE
CORN	U K	24,249			24,249	R U	MAIS
WHEAT	GREEK ITALY OTHER	5,162 25,587 5,000			5,162 25,587 5,000	GREQ ITAL AUTRE	BLE
COMMODITY TOTAL		35,749			35,749		TOTAL DE MARCHANDISE
SUGAR, NES	OTHER	5,510			5,510	AUTRE	SUCRE, NDA
SULPHUR IN ORES	GREEK NETH NORV			71,705 20,922 14,330	71,705 20,922 14,330	GREQ P. BAS NORV	SOUFRE EN MINERAL
COMMODITY TOTAL				106,957	106,957		TOTAL DE MARCHANDISE
COPPER AND ALLIYS	U S A	23			23	E-U	CUIVRE ET ALLIAGES
MACHINERY NES	GREEK U S A	400 2			400 2	GREQ E-U	MACHINES NDA
COMMODITY TOTAL		402			402		TOTAL DE MARCHANDISE
RAILWAY ROLLING STOCK	U S A	35			35	E-U	MAT. ROUL. DE CH. DE FER
EQUIPMENT MISC.	U S A	72			72	E-U	MATERIEL DIVERS
PERSONAL, HOUSEHOLD GOODS	U S A	1			1	E-U	ART. PERS. ET MENAGERS
MISC. END PRODUCTS NES	U S A	1			1	E-U	PRODUITS FINIS DIV. NDA
CONTAINERIZED FREIGHT	OTHER	24			24	AUTRE	FRET CONTENEURESE
COUNTRY/REGION TOTAL		68,066*	*	106,957*	175,023*		TOTAL DE PAYS/REGION



TABLE 11. COMMODITIES LOADED FOR FOREIGN COUNTRIES BY COUNTRY OF DESTINATION, REGISTRY OF VESSEL AND CANADIAN REGION - 1977

TABLEAU 11. MARCHANDISES CHARGÉES À DESTINATION DE PAYS ÉTRANGERS SELON LE PAYS DE DESTINATION, L'IMMATRICULATION DU NAVIRE ET LA RÉGION DU CANADA - 1977

SHORT TONS - TONNES COURTES							
COUNTRY OF DESTINATION AND KIND OF CARGO	REGISTRY OF VESSEL	ATLANTIC ATLANTIQUE	GREAT LAKES GRANDS LACS	PACIFIC PACIFIQUE	TOTAL TOTAL	IMMATIC. DU NAVIRE	PAYS DE DESTINATION ET MARCHANDISE
<b>SRI LANKA</b>							<b>SRI LANKA</b>
WHEAT FLOUR	GREEK LIBER			22,277	22,277	GREQC LIBER	FARINE DE BLE
COMMODITY TOTAL				37,612	37,612		
ASBESTOS	OTHER	732		59,889	59,889		TOTAL DE MARCHANDISE
RUBBER FAB. MATERIALS	U K	95				AUTRE	AMIANTE
PULP	U S A			21	21	R U	DEMI-PROD. CAOUTCHOUC
NEWSPRINT PAPER	GREEK LIBER			2,216	2,216	E-U	PATE
COMMODITY TOTAL				1,433	1,433	GREQC LIBER	PAPIER JOURNAL
PAPER NES	LIBER			3,649	3,649		TOTAL DE MARCHANDISE
CORDAGE, TWINE, ROPE	OTHER	71		55	55	LIBER	PAPIER NDA
TEXTILE FAB. MTL NES	OTHER	1				AUTRE	CORDAGE, FICELLE, CORDE
POTASH	LIBER			24,247	24,247	LIBER	OUVR. EN MAT. TEXT. NDA
CHEM. SPECIALTIES NES	OTHER		6			AUTRE	POTASSE
MACHINERY NES	U S A			1	1	E-U	PROD. CHIM. SPECIAUX NDA
RAILWAY ROLLING STOCK	U K	17				R U	MACHINES NDA
EQUIPMENT MISC.	OTHER	1		2	3	AUTRE	MAT. ROUL. DE CH. DE FER
PERSONAL, HOUSEHOLD GOODS	OTHER	6		2	8	AUTRE	MATERIEL DIVERS
CONTAINERS, CLOSURES	LIBER			55	55	LIBER	ART. PEPS. ET MENAGERS
COUNTRY/REGION TOTAL		923*	10*	87,917*	88,850*		CONTENEURS, FERMETURES
							TOTAL DE PAYS/REGION
<b>HONG KONG</b>							<b>HONG-KONG</b>
MEAT, FRESH OR FROZEN	GREEK			9	9	GREQC	VIANDE, FRAICHE / CONG.
	NORW			37	37	NORV	
	U S A			14	14	E-U	
	OTHER	25			25	AUTRE	
COMMODITY TOTAL		25		60	85		TOTAL DE MARCHANDISE
FISH, FRESH OR FROZEN	GREEK			3	3	GREQC	POISSON, FRAIS OU CONG.
	NORW			74	74	NORV	
COMMODITY TOTAL				77	77		TOTAL DE MARCHANDISE
FISH, CANNED	NORW			7	7	NORV	POISSON EN BOITES
SHELL FISH, NES	NORW			28	28	NORV	MOLLUSQUES CRUST. NDA
	U S A			1	1	E-U	
COMMODITY TOTAL				29	29		TOTAL DE MARCHANDISE
WHEAT	U K			5,320	5,320	R U	BLE
	NORW			14,297	14,297	NORV	
	PANAM			3,192	3,192	PANAM	
	OTHER			13,972	13,972	AUTRE	
COMMODITY TOTAL				36,781	36,781		TOTAL DE MARCHANDISE
WHEAT FLOUR	NORW			275	275	NORV	FARINE DE BLE
FROZEN FRUITS, BERRIES	NORW			1	1	NORV	FRUITS, BAIES CONGELES
VEGETABLES, FROZEN	NORW			3	3	NORV	LEGUMES, CONGELES
VEGETABLE PREP. NES	U K			4	4	R U	PREP. DE LEGUMES NDA
SUGAR PREPARATIONS	NORW			3	3	NORV	PREP. A BASE DE SUCRE
MISC. FOOD PREP. NES	NORW			4	4	NORV	DIV. PREP. ALIM. NDA
CONC. COMPLETE FEEDS	NORW			1	1	NORV	CONC. + PROV. COMPLETES
NON-ALCOHOLIC BEVERAGE	NORW			15	15	NORV	BOISSONS NON-ALCOOLIQ.
DIST. ALCOHOLIC BEV.	U K	10			10	R U	BOISS. ALCOOL. DIST.
CRUDE ANIMAL PROD. NES	GREEK			3	3	GREQC	PR. BRUTS ORIG. ANIM. NDA
	NORW			3	3	NORV	
COMMODITY TOTAL				6	6		TOTAL DE MARCHANDISE
STONE, CRUDE NES	U S A			35	35	E-U	PIERRE BRUTE NDA
LUMBER AND TIMBER	U S A			45	45	E-U	BOIS D'OEUVRE ET CHARP.
PULP	OTHER			5	5	AUTRE	PATE
PAPER NES	U K			42	42	R U	PAPIER NDA
	DENMK			136	136	DANMK	
	GREEK			30	30	GREQC	
	NORW			189	189	NORV	
	OTHER			2,013	2,013	AUTRE	
COMMODITY TOTAL				2,410	2,410		TOTAL DE MARCHANDISE
PAPERBOARD	OTHER			9,060	9,060	AUTRE	CARTON
VEG. OILS, FATS NES	NORW			3,873	3,873	NORV	HUIL. MAT. GRAS. VEG. NDA
	OTHER			303	303	AUTRE	
COMMODITY TOTAL				4,176	4,176		TOTAL DE MARCHANDISE
OILS, FATS, WAXES NES	NORW			492	492	NORV	HUIL. MAT. GRAS. CIRE NDA
ALUMINIUM	LIBER			1,309	1,309	LIBER	ALUMINIUM
	OTHER			6,597	6,597	AUTRE	
COMMODITY TOTAL				7,906	7,906		TOTAL DE MARCHANDISE
COPPER AND ALLOYS	NORW			59	59	NORV	CUIVRE ET ALLIAGES
LEAD AND ALLOYS	NORW			553	553	NORV	PLOMB ET ALLIAGES
ZINC AND ALLOYS	NORW			170	170	NORV	ZINC ET ALLIAGES
EQUIPMENT MISC.	U K	36			36	R U	MATERIEL DIVERS
	NORW	135			140	NORV	
COMMODITY TOTAL		171			176		TOTAL DE MARCHANDISE
PERSONAL, HOUSEHOLD GOODS	NORW			33	33	NORV	ART. PERS. ET MENAGERS
MISC. END PRODUCTS NES	U K	4			5	R U	PRODUITS FINIS DIV. NDA
	NORW			7	7	NORV	
COMMODITY TOTAL				8	12		TOTAL DE MARCHANDISE
GENERAL CARGO	NORW			1	1	NORV	MARCHANDISES DIVERSES
CONTAINERIZED FREIGHT	U K	7,852			7,852	R U	FRET CONTENEURESE
	GER	6,025			6,025	ALL	
	GREEK			11	11	GREQC	
	NORW			450	450	NORV	
	LIBER	13,631		1,715	15,346	LIBER	

TABLE 1A. COMMODITIES LOADED FOR FOREIGN COUNTRIES BY COUNTRY OF DESTINATION, REGISTRY OF VESSEL AND CANADIAN REGION - 1977

TABLEAU 1A. MARCHANDISES CHARGÉES A DESTINATION DE PAYS ÉTRANGERS SELON LE PAYS DE DESTINATION, L'IMMATRICULATION DU NAVIRE ET LA RÉGION DU CANADA - 1977

		SHORT TONS - TONNES COURTES					
COUNTRY OF DESTINATION AND KIND OF CARGO	REGISTRY OF VESSEL	ATLANTIC ATLANTIQUE	GREAT LAKES GRANDS LACS	PACIFIC PACIFIQUE	TOTAL TOTAL	IMMATRIC. DU NAVIRE	PAYS DE DESTINATION ET MARCHANDISE
<b>HONG KONG CONT.</b>							<b>HONG-KONG SUITE</b>
	OTHER	10,667		9,276	19,943	AUTRE	
COMMODITY TOTAL		38,175		11,452	49,627		TOTAL DE MARCHANDISE
COUNTRY/REGION TOTAL		38,385*	*	73,676*	112,061*		TOTAL DE PAYS/REGION
<b>INDIA</b>							<b>INDE</b>
MEAT, FRESH OR FROZEN	OTHER	83			83	AUTRE	VIANDE, FRAICHE / CONG.
MILK POWDER	U K	273			273	R U	LAIT EN POUDRE
	OTHER	2,461			2,461	AUTRE	
COMMODITY TOTAL		2,734			2,734		TOTAL DE MARCHANDISE
VEGETABLES, DRIED	OTHER	38			38	AUTRE	LEGUMES, SECS
DIST. ALCOHOLIC BEV.	OTHER	3			3	AUTRE	BOISS. ALCOOL. DIST.
RAPESEED	OTHER			15,046	15,046	AUTRE	GRAINE DE COLZA
TEXTILE FIBRES NES	U S A	672			672	E-U	FIBRES TEXTILES NDA
	OTHER	5,883	1,369		7,252	AUTRE	
COMMODITY TOTAL		6,555	1,369		7,924		TOTAL DE MARCHANDISE
ZINC ORE AND CONC.	U K			11,574	11,574	R U	MINÉRAI, CONC. DE ZINC
	LIBER			11,635	11,635	LIBER	
COMMODITY TOTAL				23,209	23,209		TOTAL DE MARCHANDISE
IRON AND STEEL SCRAP	OTHER	613		10	623	AUTRE	DECHETS DE FER, D'ACIER
NON-FERROUS MET. SCRAP	U K	24			24	R U	DECHETS METAL. NON FER.
	U S A	42		13	55	E-U	
	OTHER	682	100	343	1,125	AUTRE	
COMMODITY TOTAL		748	100	356	1,204		TOTAL DE MARCHANDISE
ASBESTOS	OTHER	10,630		7,778	18,408	AUTRE	AMIANTE
SULPHUR IN ORES	GREEK			30,693	30,693	GREQC	SOUFRE EN MINÉRAI
	LIBER			30,282	30,282	LIBER	
	JAPAN			15,059	15,059	JAPON	
	OTHER			105,595	105,595	AUTRE	
COMMODITY TOTAL				181,629	181,629		TOTAL DE MARCHANDISE
COTTON, TEXTILE WASTE	OTHER	1,043	841	792	2,676	AUTRE	DECHETS DE COTON, TEXT.
WASTE AND SCRAP NES	OTHER	55			55	AUTRE	DECHETS ET REBUTS
RUBBER FAB. MATERIALS	U K	255			255	R U	DEMI-PROD. CAOUTCHOUC
	OTHER	196			196	AUTRE	
COMMODITY TOTAL		451			451		TOTAL DE MARCHANDISE
PULP	U S A			182	182	E-U	PATE
	OTHER	6,022		1,834	7,856	AUTRE	
COMMODITY TOTAL		6,022		2,016	8,038		TOTAL DE MARCHANDISE
NEWSPRINT PAPER	GREEK	9,436			9,436	GREQC	PAPIER JOURNAL
	LIBER	6,298			6,298	LIBER	
	OTHER	61,530		39,953	101,483	AUTRE	
COMMODITY TOTAL		77,264		39,953	117,217		TOTAL DE MARCHANDISE
PAPER NES	OTHER	43			43	AUTRE	PAPIER NDA
TEXTILE FAB. MTL NES	OTHER	894	54		948	AUTRE	OUVR. EN MAT. TEXT. NDA
VEG. OILS, FATS NES	GREEK			21,366	21,366	GREQC	HUIL. MAT. GRAS. VEG. NDA
	NORV			3,309	3,309	NORV	
	LIBER	6,483			6,483	LIBER	
	JAPAN			34,931	34,931	JAPON	
	OTHER			772	772	AUTRE	
COMMODITY TOTAL		6,483		60,378	66,861		TOTAL DE MARCHANDISE
OILS, FATS, WAXES NES	OTHER	306			306	AUTRE	HUIL. MAT. GRAS. CIRE NDA
INORGANIC CHEMS. NES	OTHER	2		1	3	AUTRE	PROD. CHIM. INORG. NDA
POTASH	LIBER			23,142	23,142	LIBER	POTASSE
	OTHER			196,574	196,574	AUTRE	
COMMODITY TOTAL				219,716	219,716		TOTAL DE MARCHANDISE
FERTILIZERS NES	OTHER			4,443	4,443	AUTRE	ENGRAIS CHIMIQUE NDA
AGRICULTURAL CHEMICALS	OTHER	189	40		229	AUTRE	PROD. CHIM. AGRICOLES
SYNTHETIC RUBBER	OTHER	396			396	AUTRE	CAOUTCHOUC SYNTHETIQUE
PLASTIC MATERIALS	OTHER	211			211	AUTRE	MATIERES PLASTIQUES
CHEM. SPECIALTIES NES	OTHER			1	1	AUTRE	PROD. CHIM. SPECTAUX NDA
ASPHALTS, ROAD OILS	OTHER	31			31	AUTRE	ASPHALTE, BITUME LIQD.
CASTINGS, FORGINGS	OTHER	16			16	AUTRE	MOUL. PIECES FORGEES
BARNS AND RODS, STEEL	OTHER	118			118	AUTRE	BARRES ET TIGES ACIER
PLATE & SHEET STEEL	OTHER		332		332	AUTRE	TOLES, FEUILLES D'ACIER
PIPES, TUBES: IRON, STEEL	OTHER	1			1	AUTRE	TUYAUX, TUBES: FER, ACIER
WIRE	U S A			5	5	E-U	FIL METALLIQUE
COPPER AND ALLOYS	OTHER	552		7	559	AUTRE	CUIVRE ET ALLIAGES
LEAD AND ALLOYS	OTHER	2,357			2,357	AUTRE	PLOMB ET ALLIAGES
NICKEL AND ALLOYS	OTHER	193			193	AUTRE	NICKEL ET ALLIAGES
NON-FERROUS METALS NES	OTHER	261			261	AUTRE	METALX NON-FERREUX NDA
METAL FAB. BASIC PROD.	OTHER	514	6		520	AUTRE	OUVR. DE BASE EN METAL
TRACTORS	OTHER	1			1	AUTRE	TRACTEURS
MACHINERY NES	OTHER	857	64	2	923	AUTRE	MACHINES NDA
RAILWAY ROLLING STOCK	OTHER	320			320	AUTRE	MAT. ROUL. DE CH. DE FER
MOTOR VEHICLE ENGINES	U S A	5			5	E-U	MOTEURS DE VEH. AUTOM.
	OTHER	3			4	AUTRE	
COMMODITY TOTAL		8		1	9		TOTAL DE MARCHANDISE
ROAD MOTOR VEH. NES	OTHER			40	40	AUTRE	VEH. AUTOM. ROUTIERS NDA
SHIPS, AIRCRAFT, MIS. VEH	OTHER	133	4		137	AUTRE	NAVIRES, AVIONS, VEH. D'AV.
EQUIPMENT MISC.	OTHER	1,125	5	81	1,211	AUTRE	MATERIEL DIVERS
PERSONAL, HOUSEHOLD GOODS	U S A	1			1	E-U	ART. PERS. ET MENAGES
	OTHER	91	23	6	120	AUTRE	
COMMODITY TOTAL		92	23	6	121		TOTAL DE MARCHANDISE
MISC. END PRODUCTS NES	U S A	3			3	E-U	PRODUITS FINIS DIV. NDA
	OTHER	8			10	AUTRE	
COMMODITY TOTAL		11	2		13		TOTAL DE MARCHANDISE

TABLE 1A. COMMODITIES LOADED FOR FOREIGN COUNTRIES BY COUNTRY OF DESTINATION, REGISTRY OF VESSEL AND CANADIAN REGION - 1977

TABLEAU 1A. MARCHANDISES CHARGÉES À DESTINATION DE PAYS ÉTRANGERS SELON LE PAYS DE DESTINATION, L'IMMATRICULATION

DU NAVIRE ET LA RÉGION DU CANADA - 1977

SHORT TONS - TONNES COURTES

COUNTRY OF DESTINATION AND KIND OF CARGO	REGISTRY OF VESSEL	ATLANTIC ATLANTIQUE	GREAT LAKES GRANDS LACS	PACIFIC PACIFIQUE	TOTAL TOTAL	IMMATIC. DU NAVIRE	PAYS DE DESTINATION ET MARCHANDISE
<b>INDIA CONT.</b>							<b>INDE SUITE</b>
GENERAL CARGO	OTHER	7		2	9	AUTRE	MARCHANDISES DIVERSES
CONTAINERIZED FREIGHT	OTHER	431			431	AUTRE	FRET CONTENEUREUSE
<b>COUNTRY/REGION TOTAL</b>		<b>121,791*</b>	<b>2,840*</b>	<b>555,472*</b>	<b>680,103*</b>		<b>TOTAL DE PAYS/REGION</b>
<b>MALAYSIA</b>							<b>MALAISIE</b>
MEAT, FRESH OR FROZEN	NORW			44	44	NORV	VIANDE, FRAICHE / CONG.
FISH, FRESH OR FROZEN	NORW			10	10	NORV	POISSON, FRAIS OU CONG.
FISH, CANNED	U K	8			8	R U	POISSON EN BOITES
	NORW			1	1	NORV	
	OTHER			4	4	AUTRE	
<b>COMMODITY TOTAL</b>		<b>8</b>		<b>5</b>	<b>13</b>		<b>TOTAL DE MARCHANDISE</b>
WHEAT	LIBER			7,952	7,952	LIBER	BLE
VEGETABLES, FROZEN	NORW			5	5	NORV	LEGUMES, CONGELES
VEGETABLES, DRIED	NORW	40			40	NORV	LEGUMES, SECS
VEGETABLE PREP. NES	NORW			3	3	NORV	PREP. DE LEGUMES NDA
MISC. FEED PREP. NES	U K	3			3	R U	DIV. PREP. ALIM. NDA
CONC. COMPLETE FEEDS	U K	1			1	R U	CONC., PROV. COMPLETEES
	NORW	1			1	NORV	
	OTHER	14			14	AUTRE	
<b>COMMODITY TOTAL</b>		<b>16</b>			<b>16</b>		<b>TOTAL DE MARCHANDISE</b>
DIST. ALCOHOLIC BEV.	U K	2			2	R U	BOISS. ALCOOL. DIST.
	NORW	3			3	NORV	
<b>COMMODITY TOTAL</b>		<b>5</b>			<b>5</b>		<b>TOTAL DE MARCHANDISE</b>
ASBESTOS	U K	3,808			3,808	R U	AMIANTE
	NORW	1,142			1,142	NORV	
	OTHER	68		5,110	5,178	AUTRE	
<b>COMMODITY TOTAL</b>		<b>5,018</b>		<b>5,110</b>	<b>10,128</b>		<b>TOTAL DE MARCHANDISE</b>
WASTE AND SCRAP NES	OTHER			48	48	AUTRE	DECHETS ET REBUTS NDA
PULP	U K			62	62	R U	PATE
	NORW			448	448	NORV	
	U S A			110	110	E-U	
	OTHER			1,234	1,234	AUTRE	
<b>COMMODITY TOTAL</b>				<b>1,854</b>	<b>1,854</b>		<b>TOTAL DE MARCHANDISE</b>
NEWSPRINT PAPER	GREEK	4,511			4,511	GRECO	PAPIER JOURNAL
	LIBER	3,256			3,256	LIBER	
	PANAM	4,182			4,182	PANAM	
	OTHER	5,322		8,098	13,420	AUTRE	
<b>COMMODITY TOTAL</b>		<b>17,271</b>		<b>8,098</b>	<b>25,369</b>		<b>TOTAL DE MARCHANDISE</b>
PAPER NES	OTHER			3,201	3,201	AUTRE	PAPIER NDA
PAPERBOARD	OTHER			1,575	1,575	AUTRE	CARTON
TEXTILE FAB. MTL NES	U K	8			8	R U	OUVR. EN MAT. TEXT. NDA
ANIMAL Ctls, EXC. MARINE	NORW			34	34	NORV	HUIL. ANIM. SAUF AN. MAR.
ORGANIC CHEMICALS NES	NORW			33	33	NORV	PROD. CHIM. ORGAN. NDA
FERTILIZERS NES	NORW	3			3	NORV	ENGRAIS CHIMIQUE NDA
AGRICULTURAL CHEMICALS	OTHER			12	12	AUTRE	PROD. CHIM. AGRICOLES
PLASTIC MATERIALS	U K	1			1	R U	MATIERES PLASTIQUES
	GREEK	2			2	GRECO	
<b>COMMODITY TOTAL</b>		<b>3</b>			<b>3</b>		<b>TOTAL DE MARCHANDISE</b>
ALUMINUM	U K	11			11	R U	ALUMINIUM
	NORW	4			4	NORV	
	LIBER			99	99	LIBER	
	OTHER	20		10,491	10,511	AUTRE	
<b>COMMODITY TOTAL</b>		<b>35</b>		<b>10,590</b>	<b>10,625</b>		<b>TOTAL DE MARCHANDISE</b>
COPPER AND ALLYS	U K	1			1	R U	CUIVRE ET ALLIAGES
NICKEL AND ALLOYS	U K	2			2	R U	NICKEL ET ALLIAGES
	OTHER	1			1	AUTRE	
<b>COMMODITY TOTAL</b>		<b>3</b>			<b>3</b>		<b>TOTAL DE MARCHANDISE</b>
ZINC AND ALLOYS	NORW			1,113	1,113	NORV	ZINC ET ALLIAGES
METAL FAB. BASIC PROD.	U K	8			8	R U	OUVR. DE BASE EN METAL
	NORW			1	1	NORV	
	OTHER			2	2	AUTRE	
<b>COMMODITY TOTAL</b>		<b>8</b>			<b>11</b>		<b>TOTAL DE MARCHANDISE</b>
BRICKS, TILES NES	U K	145			145	R U	BRICKS, TUILES NDA
ASBESTOS BASIC PROD.	U K	502			502	R U	OUVR. DE BASE AMIANTE
MACHINERY NES	NORW	193			193	NORV	MACHINES NDA
MOTOR VEHICLE ENGINES	U K	11			11	R U	MOTEURS DE VEH. AUTOM.
	NORW			9	9	NORV	
<b>COMMODITY TOTAL</b>		<b>11</b>			<b>20</b>		<b>TOTAL DE MARCHANDISE</b>
EQUIPMENT MISC.	U K	2			2	R U	MATERIEL DIVERS
	DENMK			20	20	DANMK	
	GREEK	47			47	GRECO	
	NORW	448		1	449	NORV	
	OTHER	5			5	AUTRE	
<b>COMMODITY TOTAL</b>		<b>502</b>		<b>21</b>	<b>523</b>		<b>TOTAL DE MARCHANDISE</b>
PERSONAL, HSEHOLO GOODS	U K	1			1	R U	ART. PERS. ET MENAGERS
	NORW			1	1	NORV	
	OTHER			64	64	AUTRE	
<b>COMMODITY TOTAL</b>		<b>1</b>		<b>65</b>	<b>66</b>		<b>TOTAL DE MARCHANDISE</b>
MISC. END PRODUCTS NES	U K	4			4	R U	PRODUITS FINIS DIV. NDA
	NORW	3			3	NORV	
	OTHER	7			7	AUTRE	
<b>COMMODITY TOTAL</b>		<b>14</b>			<b>14</b>		<b>TOTAL DE MARCHANDISE</b>
GENERAL CARGO	NORW			1	1	NORV	MARCHANDISES DIVERSES
CONTAINERIZED FREIGHT	U K	27			27	R U	FRET CONTENEUREUSE



TABLE 1A. COMMODITIES LOADED FOR FOREIGN COUNTRIES BY COUNTRY OF DESTINATION, REGISTRY OF VESSEL AND CANADIAN REGION - 1977

TABLEAU 1A. MARCHANDISES CHARGÉES A DESTINATION DE PAYS ÉTRANGERS SELON LE PAYS DE DESTINATION, L'IMMATICULATION DU NAVIRE ET LA RÉGION DU CANADA - 1977

		SHORT TONS - TONNES COURTES						
COUNTRY OF DESTINATION AND KIND OF CARGO	REGISTRY OF VESSEL	ATLANTIC ATLANTIQUE	GREAT LAKES GRANDS LACS	PACIFIC PACIFIQUE	TOTAL TOTAL	IMMATIC. DU NAVIRE	PAYS DE DESTINATION ET MARCHANDISE	
MALAYSIA	CONT.							
	NORW	13		202	215	NORV	MALAISIE	
	U S A			43	43	E-U		
	OTHER	28		79	107	AUTRE		
COMMOOITY TOTAL		68		324	392		TOTAL DE MARCHANDISE	
COUNTRY/REGION TOTAL		23,858*	*	40,110*	63,968*		TOTAL DE PAYS/REGION	
PAKISTAN							PAKISTAN	
MILK POWDER	GREEK	3,791			3,791	GREQC	LAIT EN POUORE	
	OTHER	50			50	AUTRE		
COMMOOITY TOTAL		3,841			3,841		TOTAL DE MARCHANDISE	
WHEAT	U K	7,847			7,847	R U	BLE	
	DENMK			47,706	47,706	DANMK		
	GREEK	15,199			15,199	GREQC		
COMMOOITY TOTAL		23,046		47,706	70,752		TOTAL DE MARCHANDISE	
LEAD ORE AND CONC.	OTHER	1,103			1,103	AUTRE	MINERAI, CONC. DE PLOMB	
IRON AND STEEL SCRAP	OTHER	10,559			10,559	AUTRE	DECHETS DE FER, D'ACIER	
ASBESTOS	GREEK	904			904	GREQC	AMIANTE	
	OTHER	1,557			1,557	AUTRE		
COMMOOITY TOTAL		2,461			2,461		TOTAL DE MARCHANDISE	
COTTON, TEXTILE WASTE	GREEK	39			39	GREQC	DECHETS DE COTON, TEXT.	
	NORW			215	215	NORV		
COMMOOITY TOTAL		39		215	254		TOTAL DE MARCHANDISE	
WASTE AND SCRAP NES	OTHER	259			259	AUTRE	DECHETS ET REBUTS NOA	
PULP	NORW			3,026	3,026	NORV	PATE	
NEWSPRINT PAPER	OTHER	5,400			5,400	AUTRE	PAPIER JOURNAL	
BLDG. PAPER AND BOARD	OTHER	20			20	AUTRE	PLAQ. CONSTR., PAP/CART.	
VEG. OILS, FATS NES	GREEK	3,842			3,842	GREQC	HUIL. MAT. GRAS. VEG. NOA	
FERTILIZERS NES	U K	12,169		26,349	38,518	R U	ENGRAIS CHIMIQUE NOA	
	GREEK			10,979	10,979	GREQC		
COMMOOITY TOTAL		12,169		37,328	49,497		TOTAL DE MARCHANDISE	
SYNTHETIC RUBBER	OTHER	971			971	AUTRE	CACUTCHOUC SYNTHETIQUE	
PLASTIC MATERIALS	GREEK	41			41	GREQC	MATERIES PLASTIQUES	
	NORW			10	10	NORV		
COMMOOITY TOTAL		41		10	51		TOTAL DE MARCHANDISE	
DYESTUFF, PIGMENT, PAINT	GREEK	3			3	GREQC	MAT. COLOR. PIG. PEINTURE	
CHEM. SPECIALTIES NES	OTHER	1			1	AUTRE	PROD. CHIM. SPECIAUX NOA	
LUBRICATING OIL, GREASE	OTHER	227			227	AUTRE	HUIL. GRAISSE LUBRIF.	
PRIMARY IRON, STEEL NES	OTHER	214			214	AUTRE	FER, ACIER PRIMAIR. NOA	
PLATE & SHEET STEEL	OTHER	359			359	AUTRE	TOLES, FEUILLES D'ACIER	
STRUCTURAL SHAPES	OTHER	78			78	AUTRE	PROFILES DE CONSTRUCT.	
PIPES, TUBES: IRON, STEEL	OTHER	106			106	AUTRE	TUYAUX, TUBES: FER, ACIER	
WIRE	OTHER	553			553	AUTRE	FIL METALLIQUE	
ALUMINIUM	NORW			592	592	NORV	ALUMINIUM	
	OTHER	8,467			8,467	AUTRE		
COMMOOITY TOTAL		8,467		592	9,059		TOTAL DE MARCHANDISE	
COPPER AND ALLOYS	OTHER	2,355			2,355	AUTRE	CUIVRE ET ALLIAGES	
LEAD AND ALLOYS	OTHER	1,547			1,547	AUTRE	PLOMB ET ALLIAGES	
NICKEL AND ALLOYS	NORW			12	12	NORV	NICKEL ET ALLIAGES	
	OTHER	1			1	AUTRE		
COMMOOITY TOTAL		1		12	13		TOTAL DE MARCHANDISE	
ZINC AND ALLOYS	NORW			1,111	1,111	NORV	ZINC ET ALLIAGES	
	OTHER	6,672			6,672	AUTRE		
COMMOOITY TOTAL		6,672		1,111	7,783		TOTAL DE MARCHANDISE	
METAL FAB. BASIC PROD.	GREEK	2			2	GREQC	OUVR. DE BASE EN METAL	
	OTHER	693			693	AUTRE		
COMMOOITY TOTAL		695			695		TOTAL DE MARCHANDISE	
BRICKS, TILES NES	GREEK	400			400	GREQC	BRIQUES, TILES NOA	
NON-MET. MIN. BASIC PROD	OTHER	28			28	AUTRE	PROD. MIN. NON-MET. BASE	
MACHINERY NES	GREEK	4			4	GREQC	MACHINES NOA	
	OTHER	577			577	AUTRE		
COMMOOITY TOTAL		581			581		TOTAL DE MARCHANDISE	
RAILWAY ROLLING STOCK	OTHER	25			25	AUTRE	MAT. ROUL. DE CH. DE FER	
PASS. AUTOS AND CHASSIS	OTHER	4			4	AUTRE	VOITURES PART., CHASSIS	
MOTOR VEHICLE ENGINES	GREEK	4			4	GREQC	MOTEURS DE VEH. AUTOM.	
	OTHER	551			551	AUTRE		
COMMOOITY TOTAL		555			555		TOTAL DE MARCHANDISE	
ROAD MOTOR VEH. NES	OTHER	6			6	AUTRE	VEH. AUTOM. ROUTIERS NOA	
SHIPS, AIRCRAFT, MIS. VEH	NORW			2	2	NORV	NAVIRES, AVIONS, VEH. DIV	
	OTHER	137			137	AUTRE		
COMMOOITY TOTAL		137		2	139		TOTAL DE MARCHANDISE	
EQUIPMENT MISC.	GREEK	24			24	GREQC	MATERIEL DIVERS	
	OTHER	3,131			3,131	AUTRE		
COMMOOITY TOTAL		3,155			3,155		TOTAL DE MARCHANDISE	
PERSONAL, HOUSEHOLD GOODS	GREEK	195			195	GREQC	ART. PERS. ET MENAGERS	
	NORW			1	1	NORV		
	U S A			20	20	E-U		
	OTHER	87			87	AUTRE		
COMMOOITY TOTAL		282		21	303		TOTAL DE MARCHANDISE	
CONTAINERS, CLOSURES	U K	52			52	R U	CONTENEURS, FERMETURES	
	DENMK			99	99	DANMK		
COMMOOITY TOTAL		52		99	151		TOTAL DE MARCHANDISE	
MISC. END PRODUCTS NES	GREEK	1			1	GREQC	PRODUITS FINIS DIV. NOA	
	OTHER	170			170	AUTRE		
COMMOOITY TOTAL		171			171		TOTAL DE MARCHANDISE	

TABLE 1A. COMMODITIES LOADED FOR FOREIGN COUNTRIES BY COUNTRY OF DESTINATION, REGISTRY OF VESSEL AND CANADIAN REGION - 1977

TABLEAU 1A. MARCHANDISES CHARGÉES À DESTINATION DE PAYS ÉTRANGERS SELON LE PAYS DE DESTINATION, L'IMMATRICULATION DU NAVIRE ET LA RÉGION DU CANADA - 1977

		SHORT TONS - TONNES COURTES						
COUNTRY OF DESTINATION AND KIND OF CARGO	REGISTRY OF VESSEL	ATLANTIC ATLANTIQUE	GREAT LAKES GRANDS LACS	PACIFIC PACIFIQUE	TOTAL TOTAL	IMMATRIC. DU NAVIRE	PAYS DE DESTINATION ET MARCHANDISE	
<b>PAKISTAN CONT.</b>							<b>PAKISTAN SUITE</b>	
GENERAL CARGO	GREEK	1			1	GRECQ	MARCHANDISES DIVERSES	
	OTHER	43			43	AUTRE		
<b>COMMODITY TOTAL</b>		<b>44</b>			<b>44</b>		<b>TOTAL DE MARCHANDISE</b>	
CONTAINERIZED FREIGHT	GREEK	6			6	GRECQ	FRET CONTENEURISE	
<b>COUNTRY/REGION TOTAL</b>		<b>90,475*</b>	<b>*</b>	<b>90,122*</b>	<b>180,597*</b>		<b>TOTAL DE PAYS/REGION</b>	
<b>SINGAPORE</b>							<b>SINGAPOUR</b>	
MEAT, FRESH OR FROZEN	DENMK			7	7	DANMK	VIANDE, FRAICHE / CONG.	
	NORW			9	9	NORV		
<b>COMMODITY TOTAL</b>				<b>16</b>	<b>16</b>		<b>TOTAL DE MARCHANDISE</b>	
MEAT AND MEAT PREP. NES	U K			20	20	R U	VIANDES ET PREP. NDA	
	NORW			1	1	NORV		
	U S A			3	3	E-U		
<b>COMMODITY TOTAL</b>				<b>24</b>	<b>24</b>		<b>TOTAL DE MARCHANDISE</b>	
FISH, FRESH OR FROZEN	U K			3	3	R U	POISSON, FRAIS OU CONG.	
	DENMK			2	2	DANMK		
	NORW			35	35	NORV		
<b>COMMODITY TOTAL</b>				<b>40</b>	<b>40</b>		<b>TOTAL DE MARCHANDISE</b>	
FISH, SALTED OR CURED	U S A			1	1	E-U	POISSON, SALE OU FUME	
	OTHER			12	12	AUTRE		
<b>COMMODITY TOTAL</b>				<b>13</b>	<b>13</b>		<b>TOTAL DE MARCHANDISE</b>	
FISH, CANNED	NORW			5	5	NORV	POISSON EN BOITES	
MILK POWDER	NORW	55		6	61	NORV	LAIT EN POUFRE	
DAIRY PROD. EGGS, HONEY	NORW			2	2	NORV	PROD. LAIT., DEUFS, MIEL	
FRUIT JUICES	NORW			13	13	NORV	JUS DE FRUIT	
VEGETABLES, DRIED	U K	13		36	36	R U	LEGUMES, SECS	
	NORW			2	2	NORV		
	U S A			2	2	E-U		
<b>COMMODITY TOTAL</b>		<b>13</b>		<b>38</b>	<b>51</b>		<b>TOTAL DE MARCHANDISE</b>	
VEGETABLE PREP. NES	NORW			21	21	NORV	PREP. DE LEGUMES NDA	
MISC. FOOD PREP. NES	NORW			21	21	NORV	DIV. PREP. ALIM. NDA	
CONC. COMPLETE FEEDS	OTHER	405		2,130	2,535	AUTRE	CONC., PROV. COMPLETES	
DIST. ALCOHOLIC BEV.	U K	18			18	R U	BOISS. ALCOOL. DIST.	
	NORW	3			3	NORV		
	OTHER	2			2	AUTRE		
<b>COMMODITY TOTAL</b>		<b>23</b>			<b>23</b>		<b>TOTAL DE MARCHANDISE</b>	
RAPESEED	PANAM			14,205	14,205	PANAM	GRAINE DE COLZA	
ASBESTOS	U K	1,495			1,495	R U	AMIANTE	
	NORW	1,070			1,070	NORV		
	OTHER	109			109	AUTRE		
<b>COMMODITY TOTAL</b>		<b>2,674</b>			<b>2,674</b>		<b>TOTAL DE MARCHANDISE</b>	
RUBBER FAB. MATERIALS	NORW			75	75	NORV	DEMI-PROD. CAOUTCHOUC	
LUMBER AND TIMBER	OTHER			180	180	AUTRE	BOIS D'OEUVRE ET CHARP.	
VENEER, PLYWOOD	NORW			6	6	NORV	PLACAGES, CONTRE-PLAQ.	
PULP	NORW			250	250	NORV	PATE	
	U S A			33	33	E-U		
<b>COMMODITY TOTAL</b>				<b>283</b>	<b>283</b>		<b>TOTAL DE MARCHANDISE</b>	
NEWSPRINT PAPER	GREEK	50			50	GRECQ	PAPIER JOURNAL	
	NORW	20			20	NORV		
	LIBER	941		1,319	2,260	LIBER		
	PANAM	459			459	PANAM		
	OTHER	1,483			10,891	AUTRE		
<b>COMMODITY TOTAL</b>		<b>2,953</b>		<b>9,408</b>	<b>13,680</b>		<b>TOTAL DE MARCHANDISE</b>	
PAPER NES	OTHER			5,961	5,961	AUTRE	PAPIER NOA	
PAPERBOARD	DENMK			102	102	DANMK	CARTON	
	OTHER			3,637	3,637	AUTRE		
<b>COMMODITY TOTAL</b>				<b>3,739</b>	<b>3,739</b>		<b>TOTAL DE MARCHANDISE</b>	
ANIMAL OILS, EXC. MARINE	NORW			43	43	NORV	HUIL. ANIM. SAUF AN. MAR.	
	LIBER			1,312	1,312	LIBER		
<b>COMMODITY TOTAL</b>				<b>1,355</b>	<b>1,355</b>		<b>TOTAL DE MARCHANDISE</b>	
VEG. OILS, FATS NES	NORW			9	9	NORV	HUIL. MAT. GRAS. VEG. NDA	
ORGANIC CHEMICALS NES	U K	2			2	R U	PROD. CHIM. ORGAN. NDA	
	LIBER			2,315	2,315	LIBER		
<b>COMMODITY TOTAL</b>		<b>2</b>		<b>2,315</b>	<b>2,317</b>		<b>TOTAL DE MARCHANDISE</b>	
POTASH	GREEK			32,985	32,985	GRECQ	POTASSE	
AGRICULTURAL CHEMICALS	U K	7			7	R U	PROD. CHIM. AGRICOLES	
	DENMK			2	2	DANMK		
<b>COMMODITY TOTAL</b>		<b>7</b>		<b>2</b>	<b>9</b>		<b>TOTAL DE MARCHANDISE</b>	
SYNTHETIC RUBBER	OTHER	11			11	AUTRE	CAOUTCHOUC SYNTHETIQUE	
PLASTIC MATERIALS	U K	1			1	R U	MATIERES PLASTIQUES	
	OTHER	1			1	AUTRE		
<b>COMMODITY TOTAL</b>		<b>2</b>			<b>2</b>		<b>TOTAL DE MARCHANDISE</b>	
DYESTUFF, PIGMENT, PAINT	U K	17			17	R U	MAT. COLOR. PTG. PEINTURE	
PETROL, COAL PROD. NES	OTHER	135			135	AUTRE	DERIVE PETR. CHARB. NDA	
PLATE & SHEET STEEL	NORW	517			517	NORV	TOLES, FEUILLES D'ACIER	
	OTHER	317	357		674	AUTRE		
<b>COMMODITY TOTAL</b>		<b>834</b>	<b>357</b>		<b>1,191</b>		<b>TOTAL DE MARCHANDISE</b>	
STRUCTURAL SHAPES	LIBER		1,427		1,427	LIBER	PROFILES DE CONSTRUCT.	
	OTHER	551			551	AUTRE		
<b>COMMODITY TOTAL</b>		<b>551</b>	<b>1,427</b>		<b>1,978</b>		<b>TOTAL DE MARCHANDISE</b>	
PIPS, TUBES, IRON, STEEL	NORW			105	105	NORV	TUYAUX, TUBES FER, ACIER	
ZINC AND ALLOYS	U K	348			348	R U	ZINC ET ALLIAGES	
	GREEK			170	170	GRECQ		
	NORW	64		1,892	1,956	NORV		

TABLE 1A. COMMODITIES LOADED FOR FOREIGN COUNTRIES BY COUNTRY OF DESTINATION, REGISTRY OF VESSEL AND CANADIAN REGION - 1977

TABLEAU 1A. MARCHANDISES CHARGÉES A DESTINATION DE PAYS ÉTRANGERS SELON LE PAYS DE DESTINATION, L'IMMATICULATION DU NAVIRE ET LA RÉGION DU CANADA - 1977

		SHORT TONS - TONNES COURTES						
COUNTRY OF DESTINATION AND KIND OF CARGO	REGISTRY OF VESSEL	ATLANTIC ATLANTIQUE	GREAT LAKES GRANDS LACS	PACIFIC PACIFIQUE	TOTAL TOTAL	IMMATIC. DU NAVIRE	PAYS DE DESTINATION ET MARCHANDISE	
<b>SINGAPORE CONT.</b>							<b>SINGAPOUR SUITE</b>	
OTHER		27			27	AUTRE		
COMMODITY TOTAL		439			2,501		TOTAL DE MARCHANDISE	
METAL FAB. BASIC PROD.	U K	5		2,062	5	R U	OUVR. DE BASE EN METAL	
	NORW	31			31	NORV		
	OTHER	245			245	AUTRE		
COMMODITY TOTAL		281			281		TOTAL DE MARCHANDISE	
ASBESTOS BASIC PROD.	U K	18			18	R U	OUVR. DE BASE AMIANTE	
	NORW	17			17	NORV		
COMMODITY TOTAL		35			35		TOTAL DE MARCHANDISE	
CEMENT BASIC PROD.	OTHER	17			17	AUTRE	OUVR. DE BASE CIMENT	
MISC. FABRICATED PROD.	U K	13			13	R U	OUVRAGES DIVERS	
	NORW	214			214	NORV		
COMMODITY TOTAL		227			227		TOTAL DE MARCHANDISE	
TRACTORS	OTHER			10	10	AUTRE	TRACTEURS	
MACHINERY NES	U K	78		5	83	R U	MACHINES NDA	
	NORW	74		59	133	NORV		
	U S A			65	65	E-U		
	OTHER	3			3	AUTRE		
COMMODITY TOTAL		155		129	284		TOTAL DE MARCHANDISE	
TRUCKS AND CHASSIS	NORW			3	3	NORV	CAMIONS ET CHASSIS	
MOTOR VEHICLE ENGINES	U K	29		2	31	R U	MOTEURS DE VEH. AUTOM.	
	DENMK			2	2	DANMK		
	GREEK			3	3	GREQC		
	NORW			70	70	NORV		
	U S A			10	10	E-U		
	OTHER	13			13	AUTRE		
COMMODITY TOTAL		42		87	129		TOTAL DE MARCHANDISE	
ROAD MOTOR VEH. NES	NORW			1	1	NORV	VEH. AUTOM. PRODUITS NDA	
	OTHER			7	7	AUTRE		
COMMODITY TOTAL				8	8		TOTAL DE MARCHANDISE	
SHIPS, AIRCRAFT, MIS. VEH	U S A			3	3	E-U	NAVIRES, AVIONS, VEH. DIV	
RUBBER TIRES AND TUBES	U K	6			6	R U	PNEUS, CHAMBRES A AIR	
	NORW	8			8	NORV		
COMMODITY TOTAL		14			14		TOTAL DE MARCHANDISE	
EQUIPMENT MISC.	U K	6			6	R U	MATERIEL DIVERS	
	NORW	7		16	23	NORV		
	U S A			3	3	E-U		
	OTHER	250		1	251	AUTRE		
COMMODITY TOTAL		263		20	283		TOTAL DE MARCHANDISE	
PERSONAL, HOUSEHOLD GOODS	U K	5			5	R U	ART. PEPS. ET MENAGERS	
	NORW	129		14	143	NORV		
	U S A			1	1	E-U		
COMMODITY TOTAL		134		15	149		TOTAL DE MARCHANDISE	
MISC. END PRODUCTS NES	U K	23			23	R U	PRODUITS FINIS DIV. NDA	
	U S A			3	3	E-U		
COMMODITY TOTAL		23		3	26		TOTAL DE MARCHANDISE	
GENERAL CARGO	U K	4			4	R U	MARCHANDISES DIVERSES	
	NORW	3			3	NORV		
COMMODITY TOTAL		7			7		TOTAL DE MARCHANDISE	
CONTAINERIZED FREIGHT	U K	117			117	R U	FRET CONTENEURE SE	
	GER	2,083			2,083	ALL		
	NORW	447		161	608	NORV		
	LIBER	1,438		337	1,775	LIBER		
	OTHER	688		423	1,111	AUTRE		
COMMODITY TOTAL		4,773		921	5,694		TOTAL DE MARCHANDISE	
COUNTRY/REGION TOTAL		14,092*	1,784*	77,537*	93,413*		TOTAL DE PAYS/REGION	
<b>PEOPLE R CHINA WHEAT</b>							<b>REP. POP. CHINE BLE</b>	
	U K			132,272	132,272	R U		
	GREEK			246,554	246,554	GREQC		
	NORW			85,841	85,841	NORV		
	SWEDN			34,720	34,720	SUEDE		
	LIBER			324,402	324,402	LIBER		
	JAPAN			133,605	133,605	JAPON		
	PANAM			720,526	720,526	PANAM		
	OTHER			1,741,032	1,741,032	AUTRE		
COMMODITY TOTAL				3,418,952	3,418,952		TOTAL DE MARCHANDISE	
CEREALS UNMILLED, NES	OTHER			772	772	AUTRE	CEPEALES NON MOUL. NDA	
SOYA BEANS	GREEK	8,448			8,448	GREQC	GRAINE DE SOYA	
LEAD ORE AND CONC.	U K			551	551	R U	MINERAL, CONC. DE PLOMB	
NON-FERROUS MET. SCRAP	LIBER	152			152	LIBER	DECHETS METAL. NON FER.	
SULPHUR IN ORES	U K			90,807	90,807	R U	SOUFRE EN MINERAL	
	GREEK			70,563	70,563	GREQC		
	NETH			60,473	60,473	P. BAS		
	LIBER			20,343	20,343	LIBER		
COMMODITY TOTAL				242,186	242,186		TOTAL DE MARCHANDISE	
PULP	U K			17,585	17,585	R U	PATE	
	GREEK			42,899	42,899	GREQC		
	NORW			9	9	NORV		
	LIBER			13,440	13,440	LIBER		
	OTHER			51,526	51,526	AUTRE		
COMMODITY TOTAL				125,459	125,459		TOTAL DE MARCHANDISE	
NEWSPRINT PAPER	GREEK	10,970		2,182	13,152	GREQC	PAPIER JOURNAL	
	LIBER	5,587			5,587	LIBER		



TABLE 1A. COMMODITIES LOADED FOR FOREIGN COUNTRIES BY COUNTRY OF DESTINATION, REGISTRY OF VESSEL AND CANADIAN REGION - 1977

TABLEAU 1A. MARCHANDISES CHARGÉES À DESTINATION DE PAYS ÉTRANGERS SELON LE PAYS DE DESTINATION, L'IMMATRICULATION DU NAVIRE ET LA RÉGION DU CANADA - 1977

SHORT TONS - TONNES COURTES							
COUNTRY OF DESTINATION AND KIND OF CARGO	REGISTRY OF VESSEL	ATLANTIC ATLANTIQUE	GREAT LAKES GRANDS LACS	PACIFIC PACIFIQUE	TOTAL TOTAL	IMMATIC. DU NAVIRE	PAYS DE DESTINATION ET MARCHANDISE
PEOPLE R CHINA CONT.	OTHER			3,000	3,000	AUTRE	REP. POP. CHINE SUITE
COMMODITY TOTAL PAPERBOARD	GREEK OTHER	16,557		5,182 5,900 182	21,739 5,900 182	GRECQ AUTRE	TOTAL DE MARCHANDISE CARTON
COMMODITY TOTAL ANIMAL CILS, EXC. MARINE	U K GREEK NORW OTHER			6,082 4,068 1,511 2,014 1,857	6,082 4,068 1,511 2,014 1,857	R U GRECQ NORV AUTRE	TOTAL DE MARCHANDISE HUIL. ANIM. SAUF AN. MAR.
COMMODITY TOTAL INORGANIC CHEMS. NES	U K GREEK OTHER	924		924 616 616	924 616 616	R U GRECQ	TOTAL DE MARCHANDISE PROD. CHIM. INORG. NDA
COMMODITY TOTAL ORGANIC CHEMICALS NES	U K GREEK OTHER	924		34 1,168 1,810	34 1,168 1,810	R U GRECQ AUTRE	TOTAL DE MARCHANDISE PROD. CHIM. ORGAN. NDA
COMMODITY TOTAL POTASH	GREEK LIBER			3,012 29,064 26,407 55,471	3,012 29,064 26,407 55,471	GRECQ LIBER	TOTAL DE MARCHANDISE POTASSE
COMMODITY TOTAL PLASTIC MATERIALS ALUMINIUM COPPER AND ALLOYS	LIBER GREEK NORW LIBER PANAM	1,096 4,353 11,019 1,928 17,300		11,020 4,353 11,019 1,928	1,096 4,353 11,019 1,928	LIBER GRECQ NORV LIBER PANAM	TOTAL DE MARCHANDISE MATIERES PLASTIQUES ALUMINIUM CUIVRE ET ALLIAGES
COMMODITY TOTAL MISC. FABRICATED PROD. TRACTORS	NORW U K OTHER	311		315 2 317	311 315 2 317	NORV R U AUTRE	TOTAL DE MARCHANDISE OUVRAGES OUVRS TRACTEURS
COMMODITY TOTAL EQUIPMENT MISC. GENERAL CARGO	U K U K OTHER			33 107 2 109	33 107 2 109	R U R U AUTRE	TOTAL DE MARCHANDISE MATERIEL DIVERS MARCHANDISES DIVERSES
COMMODITY TOTAL							TOTAL DE MARCHANDISE
COUNTRY/REGION TOTAL		44,788*	* 3,879,212*	3,924,000*			TOTAL DE PAYS/REGION
INDONESIA							INDONESIE
MILK POWDER	DENMK LIBER			1,310 22,152	1,310 22,152	DANMK LIBER	LAIT EN POUORE BLE
WHEAT	NORW	16			16	NORV	BLE
MISC. FOOD PREP. NES	PANAM	14,446			14,446	PANAM	DIV. PREP. ALIM. NDA
SOYA BEANS	OTHER	15,918 30,364			15,918 30,364	AUTRE	GRAINE DE SOYA
COMMODITY TOTAL TEXTILE FIBRES NES ASBESTOS	OTHER U K GREEK NORW OTHER		456	948 151 753 1,949 3,801	456 948 151 2,282 2,602 5,983	AUTRE R U GRECQ NORV AUTRE	TOTAL DE MARCHANDISE FIBRES TEXTILES NDA AMIANTE
COMMODITY TOTAL SAND AND GRAVEL SULPHUR IN DRES	GREEK GREEK LIBER	2		23,142 31,407 54,549	2 23,142 31,407 54,549	GRECQ GRECQ LIBER	TOTAL DE MARCHANDISE SABLE ET GRAVIERES SOUFRE EN MINERAT
COMMODITY TOTAL RUBBER FAB. MATERIALS LUMBER AND TIMBER WOOD FAB. MATERIALS PULP	GREEK GREEK GREEK NORW U S A OTHER	269 1 750 750	108	43 1,734 1,777	108 269 1 43 1,734 2,527	GRECQ GRECQ GRECQ NORV E-U AUTRE	TOTAL DE MARCHANDISE DEMI-PROD. CAOUTCHOUC BOIS OEUVRE ET CHARP. DEMI-PRODUITS EN BOIS PATE
COMMODITY TOTAL NEWSPRINT PAPER	U K DENMK GREEK LIBER U S A OTHER			1,984 2,756 1,000 3,000 5,087 9,087	1,984 2,756 1,000 6,186 209 5,087 17,222	R U DANMK GRECQ LIBER E-U AUTRE	TOTAL DE MARCHANDISE PAPIER JOURNAL
COMMODITY TOTAL PAPER NES	U K DENMK PANAM U S A OTHER			305 2,191 551 55 99 99	305 2,191 551 55 99 99	R U DANMK PANAM E-U AUTRE	TOTAL DE MARCHANDISE PAPIER NDA
COMMODITY TOTAL PAPERBOARD	U K DENMK GREEK LIBER OTHER			3,102 536 2,269 2,358 1,501 17 17	3,201 536 2,269 2,358 1,501 17 17	R U DANMK GRECQ LIBER AUTRE	TOTAL DE MARCHANDISE CARTON
COMMODITY TOTAL INORGANIC CHEMS. NES CHEM. SPECIALTIES NES	GREEK GREEK OTHER		50 1 16 17	6,664	50 1 16 17 6,681	GRECQ GRECQ AUTRE	TOTAL DE MARCHANDISE PROD. CHIM. INORG. NDA PROD. CHIM. SPECIAUX NDA
COMMODITY TOTAL CASTINGS, FORGINGS	U S A			1	1	E-U	TOTAL DE MARCHANDISE MOUL. PIECES FORGEES

TABLE 1A. COMMODITIES LOADED FOR FOREIGN COUNTRIES BY COUNTRY OF DESTINATION, REGISTRY OF VESSEL AND CANADIAN REGION - 1977

TABLEAU 1A. MARCHANDISES CHARGÉES A DESTINATION DE PAYS ÉTRANGERS SELON LE PAYS DE DESTINATION, L'IMMATRICULATION DU NAVIRE ET LA RÉGION DU CANADA - 1977

		SHORT TONS - TONNES COURTES						
COUNTRY OF DESTINATION AND KIND OF CARGO	REGISTRY OF VESSEL	ATLANTIC ATLANTIQUE	GREAT LAKES GRANDS LACS	PACIFIC PACIFIQUE	TOTAL TOTAL	IMMATRIC. DU NAVIRE	PAYS DE DESTINATION ET MARCHANDISE	
INDONESIA CONT.							INDONESIE SUITE	
BARS AND RODS, STEEL	LIBER	309			309	LIBER	BARRES ET TIGES ACIER	
	OTHER	19			19	AUTRE		
COMMODITY TOTAL		328			328		TOTAL DE MARCHANDISE	
PLATE & SHEET STEEL	OTHER		1,153		1,153	AUTRE	TOLES, FEUILLES D'ACIER	
STRUCTURAL SHAPES	GREEK	35	373		408	GRECQ	PROFILES DE CONSTRUCT.	
	OTHER		3		3	AUTRE		
COMMODITY TOTAL		35	376		411		TOTAL DE MARCHANDISE	
PIPES, TUBES: IRON, STEEL	GREEK		1,370		1,370	GRECQ	TUYAUX, TUBES: FER, ACIER	
	LIBER		1		1	LIBER		
COMMODITY TOTAL			1,371		1,371		TOTAL DE MARCHANDISE	
ALUMINUM	GREEK			332	332	GRECQ	ALUMINIUM	
	NORV	6		692	698	NORV		
	LIBER			153	153	LIBER		
	OTHER			1,572	1,572	AUTRE		
COMMODITY TOTAL		6		2,749	2,755		TOTAL DE MARCHANDISE	
COPPER AND ALLCS	GREEK		25		25	GRECQ	CUIVRE ET ALLIAGES	
	OTHER		83		83	AUTRE		
COMMODITY TOTAL			108		108		TOTAL DE MARCHANDISE	
LEAD AND ALLOYS	U S A			7	7	E-U	PLOMB ET ALLIAGES	
ZINC AND ALLOYS	DENMK			265	265	DANMK	ZINC ET ALLIAGES	
	GREEK	1,493			1,493	GRECQ		
	LIBER	1,232			1,232	LIBER		
	U S A			1,562	1,562	E-U		
COMMODITY TOTAL		2,725		1,827	4,552		TOTAL DE MARCHANDISE	
METAL FAB. BASIC PRD.	U K	38			38	R U	OUVR. DE BASE EN METAL	
	GREEK		5		5	GRECQ		
	OTHER	12	77		89	AUTRE		
COMMODITY TOTAL		50	82		132		TOTAL DE MARCHANDISE	
BRICKS, TILES NES	GREEK	104			104	GRECQ	BRIQUES, TUILLES NDA	
	NORV	123			123	NORV		
COMMODITY TOTAL		227			227		TOTAL DE MARCHANDISE	
CEMENT	OTHER	182			182	AUTRE	CEMENT	
TRACTORS	GREEK		33		33	GRECQ	TRACTEURS	
	OTHER		40		40	AUTRE		
COMMODITY TOTAL			73		73		TOTAL DE MARCHANDISE	
MACHINERY NES	GREEK	425	1,616		2,041	GRECQ	MACHINES NDA	
	LIBER			1,598	1,598	LIBER		
	U S A			1	1	E-U		
	OTHER	590	442		1,032	AUTRE		
COMMODITY TOTAL		1,015	2,058	1,599	4,672		TOTAL DE MARCHANDISE	
TRUCKS AND CHASSIS	GREEK		808		808	GRECQ	CAMIONS ET CHASSIS	
	OTHER		346		346	AUTRE		
COMMODITY TOTAL			1,154		1,154		TOTAL DE MARCHANDISE	
MOTOR VEHICLE ENGINES	U S A			1	1	E-U	MOTEURS DE VEH. AUTOM.	
	OTHER	18	212		230	AUTRE		
COMMODITY TOTAL		18	212	1	231		TOTAL DE MARCHANDISE	
ROAD MOTOR VEH. NES	GREEK		9		9	GRECQ	VEH. AUTOM. ROUTIERS NDA	
	OTHER	32			32	AUTRE		
COMMODITY TOTAL		32	9		41		TOTAL DE MARCHANDISE	
RUBBER TIRES AND TUBES	GREEK		25		25	GRECQ	PNEUS, CHAMBRES A AIR	
	OTHER	19	7		26	AUTRE		
COMMODITY TOTAL		19	32		51		TOTAL DE MARCHANDISE	
EQUIPMENT MISC.	U K	7			7	R U	MATERIEL DIVERS	
	GREEK		51		51	GRECQ		
	NORV	21		1,034	1,055	NORV		
	LIBER	119	1		120	LIBER		
	U S A			58	58	E-U		
	OTHER	230	1,917		2,147	AUTRE		
COMMODITY TOTAL		377	1,969	1,092	3,438		TOTAL DE MARCHANDISE	
PERSONAL, HOUSEHOLD GOODS	NORV	6			6	NORV	ART. PERS. ET MENAGERS	
	U S A				3	E-U		
COMMODITY TOTAL		6			9		TOTAL DE MARCHANDISE	
CONTAINERS, CLOSURES	GREEK		11		11	GRECQ	CONTENEURS, FERMETURES	
MISC. END PRODUCTS NES	U K	1			1	R U	PRODUITS FINIS DIV. NDA	
	GREEK		32		32	GRECQ		
	OTHER	333			333	AUTRE		
COMMODITY TOTAL		334	32		366		TOTAL DE MARCHANDISE	
GENERAL CARGO	OTHER		55		55	AUTRE	MARCHANDISES DIVERSES	
CONTAINERIZED FREIGHT	NORV	35			35	NORV	FRET CONTENEURESE	
	U S A			110	110	E-U		
COMMODITY TOTAL		35		110	145		TOTAL DE MARCHANDISE	
COUNTRY/REGION TOTAL		49,795*	9,326*	107,260*	166,381*		TOTAL DE PAYS/REGION	
JAPAN							JAPON	
FISH, FRESH OR FROZEN	U K	50			50	R U	POISSON, FRAIS OU CONG.	
	GER	206			206	ALL		
	JAPAN	3,585		4,842	8,427	JAPON		
	PANAM	607		1,220	1,827	PANAM		
	U S A			9	9	E-U		
	OTHER	1,947		1,321	3,268	AUTRE		
COMMODITY TOTAL		6,395		7,392	13,787		TOTAL DE MARCHANDISE	
SHELL FISH, NES	U K	113			113	R U	MOLLUSQUES CRUST. NDA	
	GREEK	1,611			1,611	GRECQ		
	LIBER	878			878	LIBER		

TABLE 1A. COMMODITIES LOADED FOR FOREIGN COUNTRIES BY COUNTRY OF DESTINATION, REGISTRY OF VESSEL AND CANADIAN REGION - 1977

TABLEAU 1A. MARCHANDISES CHARGES A DESTINATION DE PAYS ETRANGERS SELON LE PAYS DE DESTINATION, L'IMMATRICULATION DU NAVIRE ET LA REGION DU CANADA - 1977

		SHORT TONS - TONNES COURTES					
COUNTRY OF DESTINATION AND KIND OF CARGO	REGISTRY OF VESSEL	ATLANTIC ATLANTIQUE	GREAT LAKES GRANDS LACS	PACIFIC PACIFIQUE	TOTAL TOTAL	IMMATIC. DU NAVIRE	PAYS DE DESTINATION ET MARCHANDISE
JAPAN CONT.							JAPON SUITE
	JAPAN	3,162			3,162	JAPON	
	PANAM	220			220	PANAM	
	OTHER	2,166			2,166	AUTRE	
COMMODITY TOTAL		8,150			8,150		TOTAL DE MARCHANDISE
BARLEY	GREEK	5,000		136,816	141,816	GRECQ	ORGE
	NETH			17,940	17,940	P.BAS	
	NORW			107,476	107,476	NORV	
	LIBER			339,971	339,971	LIBER	
	JAPAN			101,364	101,364	JAPON	
	PANAM			170,158	170,158	PANAM	
	OTHER			107,532	107,532	AUTRE	
COMMODITY TOTAL		5,000		981,257	986,257		TOTAL DE MARCHANDISE
CORN	GREEK	3,000			3,000	GRECQ	MAIS
OATS	LIBER			9,129	9,129	LIBER	AVOINE
RYE	U K			2,604	2,604	R U	SEIGLE
	GREEK			17,632	17,632	GRECQ	
	NORW			8,622	8,622	NORV	
	LIBER			72,879	72,879	LIBER	
	JAPAN			21,213	21,213	JAPON	
	PANAM			33,436	33,436	PANAM	
COMMODITY TOTAL				156,386	156,386		TOTAL DE MARCHANDISE
WHEAT	U K			2,314	2,314	R U	BLE
	GER			19,840	19,840	ALL	
	GREEK			161,317	161,317	GRECQ	
	NETH			19,835	19,835	P.BAS	
	LIBER			367,217	367,217	LIBER	
	JAPAN			411,707	411,707	JAPON	
	PANAM			220,901	220,901	PANAM	
	OTHER			218,629	218,629	AUTRE	
COMMODITY TOTAL				1,421,760	1,421,760		TOTAL DE MARCHANDISE
CEREALS UNMILLED, NES	GREEK			5,866	5,866	GRECQ	CEREALES NON MOUL., NDA
	LIBER			7,341	7,341	LIBER	
	JAPAN			3,153	3,153	JAPON	
	PANAM			1,767	1,767	PANAM	
COMMODITY TOTAL				18,127	18,127		TOTAL DE MARCHANDISE
MALT AND MALT FLOUR	U S A			220	220	F-U	MALT ET FARINE DE MALT
VEGETABLES, DRIED	LIBER			2,807	2,807	LIBER	LEGUMES, SECS
SPICES	LIBER			5,259	5,259	LIBER	EPICES
HULLS, SCRECKINGS, CHAFF	GREEK			7,791	7,791	GRECQ	ECCLOURES, CRIBLURES, BAL
	LIBER			1,327	1,327	LIBER	
	OTHER			866	866	AUTRE	
COMMODITY TOTAL				9,984	9,984		TOTAL DE MARCHANDISE
BRAN, SHORTS, MIDDINGS	LIBER			5,700	5,700	LIBER	SON, ISSUES DE CEREALES
	JAPAN			4,756	4,756	JAPON	
COMMODITY TOTAL				10,456	10,456		TOTAL DE MARCHANDISE
GROUND CEREALS NES	LIBER			4,409	4,409	LIBER	CEREALES MOULUES NDA
OIL SEED MEAL, CAKE NES	LIBER			31,862	31,862	LIBER	FAR. TOUPT. OLEAG. NDA
FEEDS, VEGETABLE ORIGIN	GREEK			1,637	1,637	GRECQ	PROV. D'ORIGINE VEGETALE
	NORW			4,782	4,782	NORV	
	LIBER			16,119	16,119	LIBER	
	JAPAN			3,283	3,283	JAPON	
	PANAM			10,261	10,261	PANAM	
COMMODITY TOTAL				36,082	36,082		TOTAL DE MARCHANDISE
CONC. COMPLETE FEEDS	GREEK			46,327	46,327	GRECQ	CONC., PROV. COMPLETES
	ITALY			13,464	13,464	ITAL	
	NORW			12,119	12,119	NORV	
	LIBER			120,704	120,704	LIBER	
	JAPAN			61,649	61,649	JAPON	
	PANAM			52,877	52,877	PANAM	
	OTHER			20,232	20,232	AUTRE	
COMMODITY TOTAL				327,372	327,372		TOTAL DE MARCHANDISE
FLAXSEED	GREEK			7,294	7,294	GRECQ	GRAINE DE LIN
	NORW			1,696	1,696	NORV	
	LIBER			57,277	57,277	LIBER	
	JAPAN			18,989	18,989	JAPON	
	PANAM			7,560	7,560	PANAM	
COMMODITY TOTAL				92,816	92,816		TOTAL DE MARCHANDISE
RAPESEED	U K			13,277	13,277	R U	GRAINE DE COLZA
	GREEK			120,716	120,716	GRECQ	
	NORW			64,251	64,251	NORV	
	LIBER			320,629	320,629	LIBER	
	JAPAN			218,910	218,910	JAPON	
	PANAM			81,784	81,784	PANAM	
	OTHER			3,472	3,472	AUTRE	
COMMODITY TOTAL				823,039	823,039		TOTAL DE MARCHANDISE
SOYA BEANS	GREEK	60,033			60,033	GRECQ	GRAINE DE SOYA
	LIBER	67,828			67,828	LIBER	
	JAPAN	12,030			12,030	JAPON	
	PANAM	8,300			8,300	PANAM	
	OTHER	36,960			36,960	AUTRE	
COMMODITY TOTAL		185,151			185,151		TOTAL DE MARCHANDISE
OIL SEEDS, NUTS NES	LIBER			24,413	24,413	LIBER	GRAINES, NOIX OLEAG. NDA
LOGS	LIBER			140,476	140,476	LIBER	BILLES
	JAPAN			152,959	152,959	JAPON	
	PANAM			44,200	44,200	PANAM	
COMMODITY TOTAL				337,635	337,635		TOTAL DE MARCHANDISE



TABLE 14. COMMODITIES LOADED FOR FOREIGN COUNTRIES BY COUNTRY OF DESTINATION, REGISTRY OF VESSEL AND CANADIAN REGION - 1977

TABLEAU 14. MARCHANDISES CHARGÉES À DESTINATION DE PAYS ÉTRANGERS SELON LE PAYS DE DESTINATION, L'IMMATRICULATION DU NAVIRE ET LA RÉGION DU CANADA - 1977

		SHORT TONS - TONNES COURTES						
COUNTRY OF DESTINATION AND KIND OF CARGO	REGISTRY OF VESSEL	ATLANTIC ATLANTIQUE	GREAT LAKES GRANOS LACS	PACIFIC PACIFIQUE	TOTAL TOTAL	IMMATIC. DU NAVIRE	PAYS DE DESTINATION ET MARCHANDISE	
<b>JAPAN</b>	<b>CGNT.</b>						<b>JAPON</b>	
PULPWOOD	LIBER JAPAN			117,536	117,536	LIBER JAPON	BOIS A PATE	
<b>COMMOOITY TOTAL</b>				204,833	204,833			
COPPER ORE AND CONC.	U K			13,241	13,241	R U		
	DENMK			31,690	31,690	DANMK		
	GREEK			145,760	145,760	GRECQ		
	NORW			6,640	6,640	NORV		
	SWEDN			10,860	10,860	SUEDE		
	LIBER			299,479	299,479	LIBER		
	JAPAN			145,217	145,217	JAPON		
	PANAM			34,081	34,081	PANAM		
	OTHER			40,281	40,281	AUTRE		
<b>COMMOOITY TOTAL</b>				727,249	727,249			
IRON ORE AND CONC	U K	135,922			135,922	R U		
	ITALY	284,178			284,178	ITAL		
	NORW	158,217			158,217	NORV		
	SWEDN	107,710		45,731	153,441	SUEDE		
	LIBER	1,287,016		76,636	1,363,652	LIBER		
	JAPAN	1,313,679		274,938	1,588,617	JAPON		
	PANAM			20,428	20,428	PANAM		
	OTHER	304,306			304,306	AUTRE		
<b>COMMOOITY TOTAL</b>		3,591,028		417,733	4,008,761			
LEAD ORE AND CONC.	GREEK			5,459	5,459	GRECQ		
	LIBER			13,497	13,497	LIBER		
	JAPAN			18,379	18,379	JAPON		
<b>COMMOOITY TOTAL</b>				37,335	37,335			
NICKEL-COPPER ORE	LIBER			14,777	14,777	LIBER		
	PANAM			33,264	33,264	PANAM		
<b>COMMOOITY TOTAL</b>				48,041	48,041			
TITANIUM ORE	GREEK	28,200			28,200	GRECQ		
	LIBER	20,333		14,583	34,916	LIBER		
	JAPAN	26,976		23,483	50,459	JAPON		
<b>COMMOOITY TOTAL</b>		75,509		38,066	113,575			
IRON AND STEEL SCRAP	GREEK	20,150			20,150	GRECQ		
	LIBER	46,928			46,928	LIBER		
	U K			447,561	447,561	R U		
	GREEK			491,898	491,898	GRECQ		
	NORW			428,736	428,736	NORV		
	LIBER			801,856	801,856	LIBER		
	JAPAN			6,681,214	6,681,214	JAPON		
	PANAM			235,556	235,556	PANAM		
	OTHER			434,450	434,450	AUTRE		
<b>COMMOOITY TOTAL</b>				9,521,271	9,521,271			
ASBESTOS	LIBER	240			240	LIBER		
	U S A			17	17	E-U		
	U K			321,067	321,067	R U		
	DENMK			105,771	105,771	DANMK		
	GREEK			40,180	40,180	GRECQ		
	NORW			89,582	89,582	NORV		
	SWEDN			28,625	28,625	SUEDE		
	LIBER			173,832	173,832	LIBER		
	JAPAN			102,563	102,563	JAPON		
	PANAM			59,735	59,735	PANAM		
	U S A			1,800	1,800	E-U		
	OTHER			112,962	112,962	AUTRE		
<b>COMMOOITY TOTAL</b>				1,036,117	1,036,117			
SHINGLES AND SHAKES	U K			16	16	R U		
	DENMK			6	6	DANMK		
	SWEDN			19	19	SUEDE		
	LIBER			11	11	LIBER		
<b>COMMOOITY TOTAL</b>				52	52			
VENEER, PLYWOOD	U K			88	88	R U		
	DENMK			97	97	DANMK		
	SWEDN			13	13	SUEDE		
	LIBER			76	76	LIBER		
	OTHER			150	150	AUTRE		
<b>COMMOOITY TOTAL</b>				424	424			
PULP	U K			72,469	72,469	R U		
	GREEK	16,974		59,326	76,300	GRECQ		
	NORW	18,144		296,782	314,926	NORV		
	SWEDN			876	876	SUEDE		
	LIBER	2,536		17,474	20,010	LIBER		
	JAPAN			2,885	2,885	JAPON		
	OTHER	7,794		120,677	128,471	AUTRE		
<b>COMMOOITY TOTAL</b>		45,448		570,489	615,937			
NEWSPRINT PAPER	U K			2	2	R U		
	NORW			1,802	1,802	NORV		
<b>COMMOOITY TOTAL</b>				1,804	1,804			
PAPER NES	U K			2,080	2,080	R U		
	NORW			48,405	48,405	NORV		
<b>COMMOOITY TOTAL</b>				50,485	50,485			
PAPERBOARD	NORW			28,993	28,993	NORV		
	U K			4,916	4,916	R U		
	NORW			2,166	2,166	NORV		
	JAPAN			11,602	11,602	JAPON		
	OTHER			541	541	AUTRE		
<b>COMMOOITY TOTAL</b>				19,225	19,225			
							<b>TOTAL DE MARCHANDISE</b>	

TABLE 14. COMMODITIES LOADED FOR FOREIGN COUNTRIES BY COUNTRY OF DESTINATION, REGISTRY OF VESSEL AND CANADIAN REGION - 1977

TABLEAU 14. MARCHANDISES CHARGES A DESTINATION DE PAYS ETRANGERS SELON LE PAYS DE DESTINATION, L'IMMATRICULATION DU NAVIRE ET LA REGION DU CANADA - 1977

		SHORT TONS - TONNES COURTES					
COUNTRY OF DESTINATION AND KIND OF CARGO	REGISTRY OF VESSEL	ATLANTIC ATLANTIQUE	GREAT LAKES GRANDS LACS	PACIFIC PACIFIQUE	TOTAL TOTAL	IMMATIC. DU NAVIRE	PAYS DE DESTINATION ET MARCHANDISE
<b>JAPAN CONT.</b>							<b>JAPON SUITE</b>
VEG.OILS,FATS NES	GREEK JAPAN			551	551	GRECQ JAPON	HUIL.MAT.GRAS.VEG.NDA
				6,971	6,971		
<b>COMMODITY TOTAL</b>				<b>7,522</b>	<b>7,522</b>		<b>TOTAL DE MARCHANDISE</b>
OILS,FATS,WAXES NES	U K			496	496	R U	HUIL.MAT.GRAS.CIRE.NDA
INORGANIC CHEMS. NES	U K	7,908			7,908	R U	PROD.CHIM.INORG.NDA
ORGANIC CHEMICALS NES	JAPAN			89,707	89,707	JAPON	PROD.CHIM.ORGAN.NDA
POTASH	U K			4,312	4,312	R U	POTASSE
	GREEK			60,504	60,504	GRECQ	
	NORW			6,720	6,720	NORV	
	LIBER			121,784	121,784	LIBER	
	JAPAN			162,095	162,095	JAPON	
	PANAM			122,682	122,682	PANAM	
	OTHER			80,671	80,671	AUTRE	
<b>COMMODITY TOTAL</b>				<b>558,768</b>	<b>558,768</b>		<b>TOTAL DE MARCHANDISE</b>
COKE	GREEK	9,147			9,147	GRECQ	CDKE
	NORW			23,033	23,033	NORV	
	SWEDN			15,680	15,680	SUEDE	
	LIBER			28,991	28,991	LIBER	
	JAPAN			57,643	57,643	JAPON	
<b>COMMODITY TOTAL</b>				<b>125,347</b>	<b>125,347</b>		<b>TOTAL DE MARCHANDISE</b>
PETROL.COAL PROD.NES	LIBER			36,900	36,900	LIBER	DERIVE PETR.CHARR.NDA
	JAPAN			215,256	215,256	JAPON	
<b>COMMODITY TOTAL</b>				<b>252,156</b>	<b>252,156</b>		<b>TOTAL DE MARCHANDISE</b>
PIG IRON	LIBER	11,902			11,902	LIBER	FER EN GUEUSE
	PANAM	17,360			17,360	PANAM	
	OTHER	28,321			28,321	AUTRE	
<b>COMMODITY TOTAL</b>				<b>57,583</b>	<b>57,583</b>		<b>TOTAL DE MARCHANDISE</b>
ALUMINIUM	GREEK			11,004	11,004	GRECQ	ALUMINIUM
	NORW			34,882	34,882	NORV	
	LIBER			6,070	6,070	LIBER	
	OTHER			14,228	14,228	AUTRE	
<b>COMMODITY TOTAL</b>				<b>66,184</b>	<b>66,184</b>		<b>TOTAL DE MARCHANDISE</b>
COPPER AND ALLOYS	PANAM			5,000	5,000	PANAM	CUIVRE ET ALLIAGES
NON-FERROUS METALS NES	U K			31	31	R U	METAUX NON-FERREUX NDA
	GREEK			31	31	GRECQ	
	NORW			59	59	NORV	
<b>COMMODITY TOTAL</b>				<b>121</b>	<b>121</b>		<b>TOTAL DE MARCHANDISE</b>
MACHINERY NES	U K	6			6	R U	MACHINES NDA
PERSONAL,HOUSEHOLD GOODS	U K			2	2	R U	ART.PERS.ET MENAGERS
CONTAINERIZED FREIGHT	U K	4,447		556	5,003	R U	FRET CONTENEURESE
	GER	16,720			16,720	ALL	
	LIBER	11,639		1,974	13,613	LIBER	
	JAPAN	211,449		281,443	492,892	JAPON	
	OTHER	24,685		27,922	52,607	AUTRE	
<b>COMMODITY TOTAL</b>				<b>311,895</b>	<b>580,835</b>		<b>TOTAL DE MARCHANDISE</b>
<b>COUNTRY/REGION TOTAL</b>		<b>4,330,583*</b>		<b>* 18,537,273*</b>	<b>22,867,856*</b>		<b>TOTAL DE PAYS/REGION</b>
<b>KOREA - SOUTH</b>							<b>COREE DU SUD</b>
BARLEY	U K	7,779			7,779	R U	ORGE
	GREEK	21,201			21,201	GRECQ	
	NORW	32,000			32,000	NORV	
	LIBER	9,500			9,500	LIBER	
	JAPAN	12,700			12,700	JAPON	
	OTHER	7,840			7,840	AUTRE	
<b>COMMODITY TOTAL</b>					<b>91,020</b>		<b>TOTAL DE MARCHANDISE</b>
CORN	U K	57,128			57,128	R U	MAIS
WHEAT	LIBER	27,765		31,967	59,732	LIBER	BLE
WHEAT FLOUR	LIBER			13,222	13,222	LIBER	FARINE DE BLE
FLAXSEED	U S A			3,005	3,005	E-U	GRAINE DE LIN
SOYA BEANS	GREEK	12,126			12,126	GRECQ	GRAINE DE SOYA
COPPER ORE AND CONC.	GREEK			6,030	6,030	GRECQ	MINERAU,CONC. CUIVRE
IRON AND STEEL SCRAP	GREEK		9,550		9,550	GRECQ	DECHETS DE FER, D'ACIER
	OTHER		12,389		12,389	AUTRE	
<b>COMMODITY TOTAL</b>				<b>21,939</b>	<b>21,939</b>		<b>TOTAL DE MARCHANDISE</b>
COAL,BITUMINOUS	GREEK			56,000	56,000	GRECQ	CHARBON BITUMINEUX
	LIBER			110,903	110,903	LIBER	
	PANAM			171,916	171,916	PANAM	
<b>COMMODITY TOTAL</b>				<b>338,819</b>	<b>338,819</b>		<b>TOTAL DE MARCHANDISE</b>
SULPHUR IN ORES	GREEK			24,290	24,290	GRECQ	SOUFRE EN MINERAU
	JAPAN			11,020	11,020	JAPON	
	PANAM			4,926	4,926	PANAM	
	OTHER			5,510	5,510	AUTRE	
<b>COMMODITY TOTAL</b>				<b>45,746</b>	<b>45,746</b>		<b>TOTAL DE MARCHANDISE</b>
PULP	GREEK			1,695	1,695	GRECQ	PATE
PAPERBOARD	SWEDN	16,949			16,949	SUEDE	CARTON
	PANAM	3,218			3,218	PANAM	
<b>COMMODITY TOTAL</b>					<b>20,167</b>		<b>TOTAL DE MARCHANDISE</b>
ANIMAL OILS,EXC.MARINE	PANAM			4,719	4,719	PANAM	HUIL.ANIM.SAUF AN.MAR.
	U S A			3,637	3,637	E-U	
	OTHER			11,569	11,569	AUTRE	
<b>COMMODITY TOTAL</b>				<b>19,925</b>	<b>19,925</b>		<b>TOTAL DE MARCHANDISE</b>
POTASH	GREEK			17,056	17,056	GRECQ	POTASSE
	JAPAN			14,781	14,781	JAPON	
	PANAM			65,722	65,722	PANAM	

TABLE 1A. COMMODITIES LOADED FOR FOREIGN COUNTRIES BY COUNTRY OF DESTINATION, REGISTRY OF VESSEL AND CANADIAN REGION - 1977

TABLÉAU 1A. MARCHANDISES CHARGÉES À DESTINATION DE PAYS ÉTRANGERS SELON LE PAYS DE DESTINATION, L'IMMATRICULATION DU NAVIRE ET LA RÉGION DU CANADA - 1977

COUNTRY OF DESTINATION AND KIND OF CARGO	REGISTRY OF VESSEL	SHORT TONS - TONNES COURTES				TOTAL	IMMATRIC. DU NAVIRE	PAYS DE DESTINATION ET MARCHANDISE	
		ATLANTIC ATLANTIQUE	GREAT LAKES GRANDS LACS	PACIFIC PACIFIQUE	TOTAL				
<b>KOREA - SOUTH CONT.</b>									
	OTHER			19,836	19,836	AUTRE	CORÉE DU SUD	SUITE	
COMMODITY TOTAL				117,395	117,395		TOTAL DE MARCHANDISE		
PIG IRON	PANAM	4,480			4,480	PANAM	FEP EN GUEUSE		
ALUMINIUM	GREEK			6,283	6,283	GRECQ	ALUMINIUM		
	NORW			11,015	11,015	NORV			
	LIBER			3,471	3,471	LIBER			
	OTHER			551	551	AUTRE			
COMMODITY TOTAL				21,320	21,320		TOTAL DE MARCHANDISE		
CONTAINERIZED FREIGHT	GER	8,133			8,133	ALL	FRET CONTENEURESE		
	LIBER	7,426		2,316	9,742	LIBER			
	OTHER	10,251		4,085	14,336	AUTRE			
COMMODITY TOTAL		25,810		6,401	32,211		TOTAL DE MARCHANDISE		
COUNTRY/REGION TOTAL		238,496*	21,939*	605,525*	865,960*		TOTAL DE PAYS/REGION		
<b>PHILIPPINES</b>									
FISH, FRESH OR FROZEN	GREEK			1	1	GRECQ	PHILIPPINES	POISSON, FRAIS OU CONG.	
	NORW			4	4	NORV			
	U S A			1	1	E-U			
COMMODITY TOTAL				6	6		TOTAL DE MARCHANDISE		
FISH, CANNED	U K	19			19	R U	POISSON EN BOITES		
WHEAT	U K			29,400	29,400	R U	BLE		
	GREEK	29,400			29,400	GRECQ			
	NETH			28,386	28,386	P. BAS			
	LIBER	28,000		27,259	55,259	LIBER			
	JAPAN			29,400	29,400	JAPON			
	OTHER			58,800	58,800	AUTRE			
COMMODITY TOTAL		57,400		173,245	230,645		TOTAL DE MARCHANDISE		
MALT AND MALT FLOUR	U S A			40	40	E-U	MALT ET FARINE DE MALT		
WHEAT FLOUR	U K	155			155	R U	FARINE DE BLE		
FRUIT JUICES	NORW			1	1	NORV	JUS DE FRUIT		
VEGETABLES, DRIED	U K	15			15	R U	LEGUMES, SECS		
MUSTARD SEED	U K			5	5	R U	GRAINE DE MOUTARDE		
IRON ORE AND CONC	LIBER	250,598			250,598	LIBER	MINÉRAI, CONC. DE FER		
	JAPAN	329,074			329,074	JAPON			
COMMODITY TOTAL		579,672			579,672		TOTAL DE MARCHANDISE		
ASBESTOS	NORW	215			215	NORV	AMIANTE		
	OTHER	18			18	AUTRE			
COMMODITY TOTAL		233			233		TOTAL DE MARCHANDISE		
SULPHUR IN ORES	LIBER			8,816	8,816	LIBER	SOUFRE EN MINÉRAI		
PULP	NORW			2,426	2,426	NORV	PÂTE		
	U S A			2,026	2,026	E-U			
	OTHER			283	283	AUTRE			
COMMODITY TOTAL				4,735	4,735		TOTAL DE MARCHANDISE		
INORGANIC CHEMS. NES	NORW			13	13	NORV	PROD. CHIM. INORG. NDA		
POTASH	GREEK			13,798	13,798	GRECQ	POTASSE		
DYESTUFF, PIGMENT, PAINT	U K	23			23	R U	MAT. COLOR. PIG. PEINTURE		
	NORW	12			12	NORV			
	OTHER	17			17	AUTRE			
COMMODITY TOTAL		52			52		TOTAL DE MARCHANDISE		
CHEM. SPECIALTIES NES	OTHER			17	17	AUTRE	PROD. CHIM. SPÉCIAUX NOA		
PIPES, TUBES: IRON, STEEL	OTHER		207		207	AUTRE	TUYAUX, TUBES: FER, ACIER		
WIRE	NORW			11	11	NORV	FIL MÉTALLIQUE		
ALUMINIUM	NORW			1,079	1,079	NORV	ALUMINIUM		
	OTHER	2			2	AUTRE			
COMMODITY TOTAL				1,079	1,081		TOTAL DE MARCHANDISE		
COPPER AND ALLOYS	OTHER	3			3	AUTRE	CUIVRE ET ALLIAGES		
LEAD AND ALLOYS	U K	183			183	R U	PLOMB ET ALLIAGES		
ZINC AND ALLOYS	U K	263			263	R U	ZINC ET ALLIAGES		
METAL FAB. BASIC PROD.	NORW	19		1	20	NORV	OUVR. DE BASE EN METAL		
BRICKS, TILES NES	OTHER	150	75		225	AUTRE	BRIQUES, TUILLES NDA		
CEMENT	OTHER		55		55	AUTRE	CEMENT		
NON-MET. MIN. BASIC PROD	NORW	300			300	NORV	PROD. MIN. NON-MET. BASE		
MISC. FABRICATED PROD.	NORW	1			1	NORV	OUVRAGES DIVERS		
TRACTORS	NORW			1	1	NORV	TRACTEURS		
	U S A			43	43	E-U			
COMMODITY TOTAL				44	44		TOTAL DE MARCHANDISE		
MACHINERY NES	U K			34	34	R U	MACHINES NOA		
	NORW			52	52	NORV			
	U S A			13	13	E-U			
	OTHER	16	174	5	195	AUTRE			
COMMODITY TOTAL		16	174	104	294		TOTAL DE MARCHANDISE		
PASS. AUTOS AND CHASSIS	GREEK			1	1	GRECQ	VOITURES PART., CHASSIS		
	U S A			2	2	E-U			
	OTHER	1			1	AUTRE			
COMMODITY TOTAL		1		3	4		TOTAL DE MARCHANDISE		
TRUCKS AND CHASSIS	NORW			4	4	NORV	CAMIONS ET CHASSIS		
	U S A			39	39	E-U			
COMMODITY TOTAL				43	43		TOTAL DE MARCHANDISE		
MOTOR VEHICLE ENGINES	NORW			140	140	NORV	MOTEURS DE VEH. AUTOM.		
	OTHER			1	1	AUTRE			
COMMODITY TOTAL				140	141		TOTAL DE MARCHANDISE		
SHIPS, AIRCRAFT, MIS. VEH	U S A			1	1	E-U	NAVIRES, AVIONS, VEH. DIV		
RUBBER TIRES AND TUBES	U K	4			4	R U	PNEUS, CHAMBRES A AIR		
	NORW			4	4	NORV			



TABLE 14. COMMODITIES LOADED FOR FOREIGN COUNTRIES BY COUNTRY OF DESTINATION, REGISTRY OF VESSEL AND CANADIAN REGION - 1977

TABLEAU 14. MARCHANDISES CHARGÉES A DESTINATION DE PAYS ÉTRANGERS SELON LE PAYS DE DESTINATION, L'IMMATRICULATION DU NAVIRE ET LA RÉGION DU CANADA - 1977

		SHORT TONS - TONNES COURTES						
COUNTRY OF DESTINATION AND KIND OF CARGO	REGISTRY OF VESSEL	ATLANTIC ATLANTIQUE	GREAT LAKES GRANDS LACS	PACIFIC PACIFIQUE	TOTAL TOTAL	IMMATIC. DU NAVIRE	PAYS DE DESTINATION ET MARCHANDISE	
PHILIPPINES CONT.								
COMMODITY TOTAL		8			8		PHILIPPINES SUITE	
EQUIPMENT MISC.	U K	6			6	R U	TOTAL DE MARCHANDISE	
	NORW	22		37	59	NORV	MATERIEL DIVERS	
	U S A			3	3	E-U		
	OTHER	20	39		59	AUTRE		
COMMODITY TOTAL		48	39	40	127		TOTAL DE MARCHANDISE	
PERSONAL, HOUSEHOLD GOODS	NORW			11	11	NORV	ART. PERS. ET MENAGERS	
	U S A			11	11	E-U		
	OTHER	2			2	AUTRE		
COMMODITY TOTAL		2		22	24		TOTAL DE MARCHANDISE	
MISC. END PRODUCTS NES	U S A			27	27	E-U	PRODUITS FINIS DIV. NDA	
GENERAL CARGO	NORW	3		3	6	NORV	MARCHANDISES DIVERSES	
	OTHER	2			2	AUTRE		
COMMODITY TOTAL		5		3	8		TOTAL DE MARCHANDISE	
CONTAINERIZED FREIGHT	U K			556	556	P U	FRET CONTENEURESE	
	DENMK			1,111	1,111	DANMK		
	GER	6,200			6,200	ALL		
	NORW	11		150	161	NORV		
	LIBER	4,514		40	4,554	LIBER		
	U S A			2,762	2,762	E-U		
	OTHER	4,813		313	5,126	AUTRE		
COMMODITY TOTAL		15,538		4,932	20,470		TOTAL DE MARCHANDISE	
COUNTRY/REGION TOTAL		654,086*	550*	207,126*	861,762*		TOTAL DE PAYS/REGION	
TAIWAN								
FISH, FRESH OR FROZEN	JAPAN	165			165	JAPON	POISSON, FRAIS OU CONG.	
SHELL FISH, NES	JAPAN	827			827	JAPON	MOLLUSQUES CRUST. NDA	
WHEAT	LIBER			41,060	41,060	LIBER	BLE	
WHEAT SEED MEAL, CAKE NES	OTHER			1,924	1,924	AUTRE	FAR. TOURT. OLEAG. NDA	
CONC. COMPLETE FEEDS	OTHER			4,195	4,195	AUTRE	CONC., PROV. COMPLETES	
GLYCUM	SWEDN	18,189			18,189	SUEDE	GYPSE	
SULPHUR IN DRES	LIBER			173,998	173,998	LIBER	SOUFRE EN MINERAI	
	OTHER			23,770	23,770	AUTRE		
COMMODITY TOTAL				197,768	197,768		TOTAL DE MARCHANDISE	
CRUDE NON-MET. MIN. NES	U S A			12	12	E-U	MIN. NON-MET. BRUTS NDA	
PULP	U K			568	568	R U	PATE	
	GREEK			172	172	GREQC		
	NORW			1,143	1,143	NORV		
	OTHER			20	20	AUTRE		
COMMODITY TOTAL				1,903	1,903		TOTAL DE MARCHANDISE	
PAPER NES	OTHER			2,161	2,161	AUTRE	PAPIER NOA	
PAPERBOARD	SWEDN	10,417			10,417	SUEDE	CARTON	
	OTHER	6,276		213	6,489	AUTRE		
COMMODITY TOTAL		16,693		213	16,906		TOTAL DE MARCHANDISE	
ANIMAL OILS, EXC. MARINE	JAPAN			1,412	1,412	JAPON	HUIL. ANIM. SAUF AN. MAR.	
	U S A			1,842	1,842	E-U		
COMMODITY TOTAL				3,254	3,254		TOTAL DE MARCHANDISE	
VEG. OILS, FATS NES	JAPAN			1,355	1,355	JAPON	HUIL. MAT. GRAS. VEG. NDA	
GLYCOL	LIBER	1,539			1,539	LIBER	GLYCOL	
ORGANIC CHEMICALS NES	NORW			2,080	2,080	NORV	PROD. CHIM. ORGAN. NDA	
POTASH	LIBER			26,473	26,473	LIBER	POTASSE	
	OTHER			4,482	4,482	AUTRE		
COMMODITY TOTAL				30,955	30,955		TOTAL DE MARCHANDISE	
ALUMINIUM	GREEK			220	220	GREQC	ALUMINIUM	
	NORW			526	526	NORV		
	OTHER			141	141	AUTRE		
COMMODITY TOTAL				887	887		TOTAL DE MARCHANDISE	
LEAD AND ALLOYS	U S A			55	55	E-U	PLOMB ET ALLIAGES	
ZINC AND ALLOYS	U S A			646	646	E-U	ZINC ET ALLIAGES	
NON-MET. MIN. BASIC PROD	U S A			6	6	E-U	PROD. MIN. NON-MET. BASE	
	OTHER			26	26	AUTRE		
COMMODITY TOTAL				32	32		TOTAL DE MARCHANDISE	
PERSONAL, HOUSEHOLD GOODS	U S A			1	1	E-U	ART. PERS. ET MENAGERS	
GENERAL CARGO	OTHER			19	19	AUTRE	MARCHANDISES DIVERSES	
CONTAINERIZED FREIGHT	U K	3,148			3,148	R U	FRET CONTENEURESE	
	GER	5,149			5,149	ALL		
	LIBER	7,179		4,497	11,676	LIBER		
	U S A			83	83	E-U		
	OTHER	7,350		5,937	13,287	AUTRE		
COMMODITY TOTAL		22,826		10,517	33,343		TOTAL DE MARCHANDISE	
COUNTRY/REGION TOTAL		60,239*	*	299,037*	359,276*		TOTAL DE PAYS/REGION	
THAILAND								
FISH, FRESH OR FROZEN	U K	23			23	R U	POISSON, FRAIS DU CONG.	
	NORW	197			197	NORV		
COMMODITY TOTAL		220			220		TOTAL DE MARCHANDISE	
MILK POWDER	U K	544			544	R U	LAIT EN POUFRE	
WHEAT FLOUR	OTHER			343	343	AUTRE	FARINE DE BLE	
CEREALS MILLED, NES	DENMK			3	3	DANMK	CEREALES MOULUES, NDA	
CONC. COMPLETE FEEDS	U K	3			3	R U	CONC., PROV. COMPLETES	
	NORW	13			13	NORV		
COMMODITY TOTAL		16			16		TOTAL DE MARCHANDISE	

TABLE 1A. COMMODITIES LOADED FOR FOREIGN COUNTRIES BY COUNTRY OF DESTINATION, REGISTRY OF VESSEL AND CANADIAN REGION - 1977

TABLÉAU 1A. MARCHANDISES CHARGÉES À DESTINATION DE PAYS ÉTRANGERS SELON LE PAYS DE DESTINATION, L'IMMATRICULATION DU NAVIRE ET LA RÉGION DU CANADA - 1977

SHORT TONS - TONNES COURTES

COUNTRY OF DESTINATION AND KIND OF CARGO	REGISTRY OF VESSEL	ATLANTIC ATLANTIQUE	GREAT LAKES GRANDS LACS	PACIFIC PACIFIQUE	TOTAL TOTAL	IMMTRIC. DU NAVIRE	PAYS DE DESTINATION ET MARCHANDISE
<b>THAILAND CCNT.</b>							<b>THAÏLANDE SUITE</b>
IRON AND STEEL SCRAP	GREEK		13,825		13,825	GRECO	DECHETS DE FER, DACIER
NON-FERROUS MET. SCRAP	DENMK			19	19	DANMK	DECHETS METAL, NON FER.
ASBESTOS	U K	2,840			2,840	R U	AMIANTE
	NORW	1,027			1,027	NORV	
	OTHER	1,131		7,402	8,533	AUTRE	
<b>COMMODITY TOTAL</b>		<b>4,998</b>		<b>7,402</b>	<b>12,400</b>		<b>TOTAL DE MARCHANDISE</b>
SULPHUR IN ORES	U K			3,638	3,638	R U	SOUFRE EN MINERAI
	LIBER			13,200	13,200	LIBER	
	OTHER			2,424	2,424	AUTRE	
<b>COMMODITY TOTAL</b>				<b>19,262</b>	<b>19,262</b>		<b>TOTAL DE MARCHANDISE</b>
PULP	U K			249	249	R U	PATE
	DENMK			110	110	DANMK	
	OTHER			16,941	16,941	AUTRE	
<b>COMMODITY TOTAL</b>				<b>17,300</b>	<b>17,300</b>		<b>TOTAL DE MARCHANDISE</b>
NEWSPRINT PAPER	GREEK	5,174			5,174	GRECO	PAPIER JOURNAL
	LIBER	2,506			2,506	LIBER	
	PANAM	2,108			2,108	PANAM	
	OTHER	2,393		1,599	3,992	AUTRE	
<b>COMMODITY TOTAL</b>		<b>12,181</b>		<b>1,599</b>	<b>13,780</b>		<b>TOTAL DE MARCHANDISE</b>
PAPER NES	NORW	8			8	NORV	PAPIER NDA
	OTHER			586	586	AUTRE	
<b>COMMODITY TOTAL</b>		<b>8</b>		<b>586</b>	<b>594</b>		<b>TOTAL DE MARCHANDISE</b>
INORGANIC CHEMS. NES	U K	2			2	R U	PROD. CHIM. INORG. NDA
FERTILIZERS NES	U K			13,331	13,331	R U	ENGRAIS CHIMIQUE NDA
	LIBER			11,030	11,030	LIBER	
	PANAM			11,918	11,918	PANAM	
	OTHER			1,157	1,157	AUTRE	
<b>COMMODITY TOTAL</b>				<b>37,436</b>	<b>37,436</b>		<b>TOTAL DE MARCHANDISE</b>
DYESTUFF, PIGMENT, PAINT	U K	14			14	R U	MAT. COLOR. PIG. PEINTURES
PLATE & SHEET STEEL	JAPAN		5,737		5,737	JAPON	TOLES, FEUILLES D'ACIER
	OTHER		18,393		18,393	AUTRE	
<b>COMMODITY TOTAL</b>			<b>24,130</b>		<b>24,130</b>		<b>TOTAL DE MARCHANDISE</b>
WIRE	OTHER			7	7	AUTRE	FIL METALLIQUE
ALUMINUM	NORW			1,583	1,583	NORV	ALUMINIUM
	LIBER			779	779	LIBER	
	OTHER			9,389	9,389	AUTRE	
<b>COMMODITY TOTAL</b>				<b>11,751</b>	<b>11,751</b>		<b>TOTAL DE MARCHANDISE</b>
ZINC AND ALLOYS	U K	107			107	R U	ZINC ET ALLIAGES
	DENMK				261	DANMK	
	OTHER			471	471	AUTRE	
<b>COMMODITY TOTAL</b>		<b>107</b>		<b>625</b>	<b>732</b>		<b>TOTAL DE MARCHANDISE</b>
METAL FAB. BASIC PROD.	U K	30			30	R U	OUVR. DE BASE EN METAL
	OTHER				2	AUTRE	
<b>COMMODITY TOTAL</b>		<b>30</b>		<b>2</b>	<b>32</b>		<b>TOTAL DE MARCHANDISE</b>
NON-MET. MIN. BASIC PROD	NORW	1			1	NORV	PROD. MIN. NON-MET. BASE
TRACTORS	U K	28			28	R U	TRACTEURS
MACHINERY NES	U K	132		5	137	R U	MACHINES NDA
	NORW	46			46	NORV	
	OTHER			1	1	AUTRE	
<b>COMMODITY TOTAL</b>		<b>178</b>		<b>6</b>	<b>184</b>		<b>TOTAL DE MARCHANDISE</b>
MOTOR VEHICLE ENGINES	U K	11			11	R U	MOTEURS DE VEH. AUTOM.
SHIPS, AIRCRAFT, MIS. VEH	U K	45			45	R U	NAVIRES, AVIONS, VEH. DIV
EQUIPMENT MISC.	U K	461		13	474	R U	MATERIEL DIVERS
	NORW	5			5	NORV	
<b>COMMODITY TOTAL</b>		<b>466</b>		<b>13</b>	<b>479</b>		<b>TOTAL DE MARCHANDISE</b>
PERSONAL, HOUSEHOLD GOODS	NORW	1			1	NORV	ART. PERS. ET MENAGERS
	OTHER				1	AUTRE	
<b>COMMODITY TOTAL</b>		<b>1</b>		<b>1</b>	<b>2</b>		<b>TOTAL DE MARCHANDISE</b>
CONTAINERS, CLOSURES	OTHER			30	30	AUTRE	CONTENEURS, FERMETURES
MISC. END PRODUCTS NES	U K	3			3	R U	PRODUITS FINIS DIV. NDA
	GREEK	1,000			1,000	GRECO	
<b>COMMODITY TOTAL</b>		<b>1,003</b>			<b>1,003</b>		<b>TOTAL DE MARCHANDISE</b>
GENERAL CARGO	U K	1			1	R U	MARCHANDISES DIVERSES
CONTAINERIZED FREIGHT	U K	1,249			1,249	R U	FRET CONTENUEUSE
	NORW	375			375	NORV	
<b>COMMODITY TOTAL</b>		<b>1,624</b>			<b>1,624</b>		<b>TOTAL DE MARCHANDISE</b>
<b>COUNTRY/REGION TOTAL</b>		<b>21,478*</b>	<b>37,955*</b>	<b>96,385*</b>	<b>155,818*</b>		<b>TOTAL DE PAYS/REGION</b>
<b>USSR - PACIFIC</b>							<b>URSS-PACIFIQUE</b>
WHEAT	NORW			12,656	12,656	NORV	BLE
	OTHER			281,758	281,758	AUTRE	
<b>COMMODITY TOTAL</b>				<b>294,414</b>	<b>294,414</b>		<b>TOTAL DE MARCHANDISE</b>
CHEM. SPECIALTIES NES	OTHER	10			10	AUTRE	PROD. CHIM. SPECIAUX NDA
MACHINERY NES	OTHER	3,573			3,573	AUTRE	MACHINES NDA
TRUCKS AND CHASSIS	OTHER	2,087			2,087	AUTRE	CAMIONS ET CHASSIS
EQUIPMENT MISC.	OTHER	9			9	AUTRE	MATERIEL DIVERS
MISC. END PRODUCTS NES	OTHER			9	9	AUTRE	PRODUITS FINIS DIV. NDA
<b>COMMODITY TOTAL</b>		<b>5,679*</b>	<b>*</b>	<b>294,423*</b>	<b>300,102*</b>		<b>TOTAL DE PAYS/REGION</b>
<b>VIET-NAM</b>							<b>VIET-NAM</b>
WHEAT	GREEK			12,872	12,872	GRECO	BLE
	OTHER			11,929	11,929	AUTRE	
<b>COMMODITY TOTAL</b>				<b>24,801</b>	<b>24,801</b>		<b>TOTAL DE MARCHANDISE</b>

TABLE 1A. COMMODITIES LOADED FOR FOREIGN COUNTRIES BY COUNTRY OF DESTINATION, REGISTRY OF VESSEL AND CANADIAN REGION - 1977

TABLEAU 1A. MARCHANDISES CHARGÉES À DESTINATION DE PAYS ÉTRANGERS SELON LE PAYS DE DESTINATION, L'IMMATRICULATION DU NAVIRE ET LA RÉGION DU CANADA - 1977

		SHORT TONS - TONNES COURTES						
COUNTRY OF DESTINATION AND KIND OF CARGO	REGISTRY OF VESSEL	ATLANTIC ATLANTIQUE	GREAT LAKES GRANDS LACS	PACIFIC PACIFIQUE	TOTAL TOTAL	IMMATIC. DU NAVIRE	PAYS DE DESTINATION ET MARCHANDISE	
<b>VIET-NAM CONT.</b>							<b>VIET-NAM SUITE</b>	
WHEAT FLOUR	LIBER OTHER	17,440		15,713	15,713	LIBER AUTRE	FARINE DE BLE	
COMMODITY TOTAL		17,440		15,713	33,153		TOTAL DE MARCHANDISE	
COUNTRY/REGION TOTAL		17,440*	*	40,514*	57,954*		TOTAL DE PAYS/REGION	
<b>AUSTRALIA</b>							<b>AUSTRALIE</b>	
MEAT AND MEAT PREP. NES	U S A			40	40	E-U	VIANDES ET PREP. NDA	
FISH, FRESH OR FROZEN	NORW			63	63	NORV	POISSON, FRAIS OU CONG.	
	SUEDN	3			3	SUEDE		
	U S A			6	6	E-U		
	OTHER			2	2	AUTRE		
COMMODITY TOTAL		3		71	74		TOTAL DE MARCHANDISE	
FISH, CANNED	GER			11	11	ALL	POISSON EN BOITES	
	NORW			1	1	NORV		
	SUEDN			36	36	SUEDE		
	U S A			12	12	E-U		
COMMODITY TOTAL				60	60		TOTAL DE MARCHANDISE	
SHELL FISH, NES	NORW			547	547	NORV	MOLLUSQUES CRUST., NOA	
RYE	U S A			403	403	E-U	SEIGLE	
DIST. ALCOHOLIC BEV.	OTHER			2	2	AUTRE	BOISS. ALCOOL. DIST.	
OIL SEEDS, NUTS NES	SUEDN			4	4	SUEDE	GRAINES, NOIX OLEAG. NDA	
	OTHER			2	2	AUTRE		
COMMODITY TOTAL				6	6		TOTAL DE MARCHANDISE	
IRON ORE AND CONC	GREEK			29,820	29,820	GRECQ	MINERAI, CONC. DE FER	
ASBESTOS	U K			5,613	5,613	R U	AMIANTE	
	NORW			11,963	11,963	NORV		
	SUEDN			5,638	5,638	SUEDE		
	OTHER			6,890	6,890	AUTRE		
COMMODITY TOTAL				30,104	30,104		TOTAL DE MARCHANDISE	
SULPHUR IN ORES	U S A			115,993	115,993	P U	SOUFRE EN MINERAI	
	GREEK			160,823	160,823	GRECQ		
	NORW			26,713	26,713	NORV		
	LIBER			17,356	17,356	LIBER		
	OTHER			8,389	8,389	AUTRE		
COMMODITY TOTAL				329,274	329,274		TOTAL DE MARCHANDISE	
CRUDE NON-MET. MIN. NES	GREEK	3,638			3,638	GRECQ	MIN. NON-MET. BRUTS NOA	
LUMBER AND TIMBER	U K			14,102	14,102	R U	BOIS OEUVRE ET CHARP.	
	GER			2,886	2,886	ALL		
	GREEK			11,212	11,212	GRECQ		
	SUEDN			4,546	4,546	SUEDE		
	LIBER			40,166	40,166	LIBER		
	PANAM			73,076	73,076	PANAM		
	U S A			233	233	E-U		
	OTHER			53,945	53,945	AUTRE		
COMMODITY TOTAL				200,166	200,166		TOTAL DE MARCHANDISE	
SHINGLES AND SHAKES	U K			65	65	R U	BAPOEUX, BARD, FACADE	
	GER			7	7	ALL		
	GREEK			21	21	GRECQ		
	SUEDN			54	54	SUEDE		
	LIBER			81	81	LIBER		
	PANAM			147	147	PANAM		
	U S A			260	260	E-U		
	OTHER			119	119	AUTRE		
COMMODITY TOTAL				754	754		TOTAL DE MARCHANDISE	
VENEER, PLYWOOD	U K	2,181			2,181	R U	PLACAGES, CONTRE-PLAQ.	
	GREEK			123	123	GRECQ		
	LIBER			279	279	LIBER		
	PANAM			18	18	PANAM		
	OTHER			209	209	AUTRE		
COMMODITY TOTAL		2,181		629	2,810		TOTAL DE MARCHANDISE	
WOOD FAB. MATERIALS	U K			49	49	R U	DEMI-PRODUITS EN BOIS	
	NORW			5	5	NORV		
	U S A			2	2	E-U		
	OTHER			5	5	AUTRE		
COMMODITY TOTAL				61	61		TOTAL DE MARCHANDISE	
PULP	U K	328		5,538	5,866	R U	PATE	
	SUEDN			711	711	SUEDE		
	PANAM			27,355	27,355	PANAM		
	U S A			2,548	2,548	E-U		
	OTHER			13,396	13,396	AUTRE		
COMMODITY TOTAL		328		49,548	49,876		TOTAL DE MARCHANDISE	
NEWSPRINT PAPER	U K	18,065		6,937	25,002	R U	PAPIER JOURNAL	
	DENMK	11,753			11,753	DANMK		
	GREEK	3,993		896	4,889	GRECQ		
	NORW			16,596	16,596	NORV		
	SUEDN	1,322		3,000	4,322	SUEDE		
	PANAM	3,402		12,092	15,494	PANAM		
	OTHER			9,241	9,241	AUTRE		
COMMODITY TOTAL		38,535		48,762	87,297		TOTAL DE MARCHANDISE	
PAPER NES	U K			67	67	R U	PAPIER NDA	
	GREEK			26	26	GRECQ		
	LIBER			75	75	LIBER		
	PANAM			98	98	PANAM		
	OTHER			30	30	AUTRE		
COMMODITY TOTAL				296	296		TOTAL DE MARCHANDISE	



TABLE 1A. COMMODITIES LOADED FOR FOREIGN COUNTRIES BY COUNTRY OF DESTINATION, REGISTRY OF VESSEL AND CANADIAN REGION - 1977

TABLEAU 1A. MARCHANDISES CHARGÉES A DESTINATION DE PAYS ÉTRANGERS SELON LE PAYS DE DESTINATION, L'IMMATRICULATION DU NAVIRE ET LA RÉGION DU CANADA - 1977

SHORT TONS - TONNES COURTES

COUNTRY OF DESTINATION AND KIND OF CARGO	REGISTRY OF VESSEL	ATLANTIC ATLANTIQUE	GREAT LAKES GRANDS LACS	PACIFIC PACIFIQUE	TOTAL TOTAL	IMMATRIC. DU NAVIRE	PAYS DE DESTINATION ET MARCHANDISE
<b>AUSTRALIA</b>							<b>AUSTRALIE</b>
CONT.							SUITE
PAPERBOARD	LIBER			34	34	LIBER	CARTON
BLDG.PAPER AND BOARD	LIBER			22	22	LIBER	PLAQ.CONSTR., PAP/CART.
TEXTILE FAB.MTL NES	OTHER	5			5	AUTRE	OUVR.EN MAT.TEXT.NDA
OILS,FATS,WAXES NES	PANAM			17	17	PANAM	HUIL.MAT.GRAS.CIPE NDA
INORGANIC CHEMS. NES	U K			22	22	R U	PROD.CHEM.INORG.NDA
	SWEDN			56	56	SUEDE	
COMMODITY TOTAL				78	78		TOTAL DE MARCHANDISE
ORGANIC CHEMICALS NES	OTHER			17	17	AUTRE	PROD.CHEM.ORGAN.NDA
POTASH	U K			5,510	5,510	R U	POTASSE
	GREEK			75,221	75,221	GREQC	
	NORW			24,259	24,259	NORV	
	LIBER			2,975	2,975	LIBER	
COMMODITY TOTAL				107,965	107,965		TOTAL DE MARCHANDISE
PLASTIC MATERIALS	OTHER			2	2	AUTRE	MATIERES PLASTIQUES
GASOLINE	NORW	35,792			35,792	NORV	ESSENCE
COKE	U K			11,023	11,023	R U	COKE
ASPHALTS,ROAD OILS	U K			3	3	R U	ASPHALTE,BITUME LIQD.
CASTINGS,FORGINGS	U S A			1	1	E-U	MOUL.PIECES FORGEES
	OTHER			4	4	AUTRE	
COMMODITY TOTAL				5	5		TOTAL DE MARCHANDISE
PLATE & SHEET STEEL	SWEDN			75	75	SUEDE	TOLES,FEUILLES DACIER
PIPES,TUBES:IRON,STEEL	U K	3			3	R U	TUYAUX,TUBES:FER,ACIER
WIRE	SWEDN	25			25	SUEDE	FIL METALLIQUE
NON-FERROUS METALS NES	OTHER			81	81	AUTRE	METAUX NON-FERREUX NDA
METAL FAB.BASIC PRDD.	SWEDN			12	12	SUEDE	OUVR.DE BASE EN METAL
	OTHER			11	11	AUTRE	
COMMODITY TOTAL				23	23		TOTAL DE MARCHANDISE
MISC.FABRICATED PRDD.	SWEDN			4	4	SUEDE	OUVRAGES DIVERS
TRACTORS	U K			714	714	R U	TRACTEURS
	SWEDN	8			76	SUEDE	
	OTHER	8			473	AUTRE	
COMMODITY TOTAL		16		1,263	1,279		TOTAL DE MARCHANDISE
MACHINERY NES	U K	192			18	R U	MACHINES NES
	NORW				16	NORV	
	SWEDN	1,026			573	SUEDE	
	U S A				558	E-U	
	OTHER	199			508	AUTRE	
COMMODITY TOTAL		1,417		1,673	3,090		TOTAL DE MARCHANDISE
PASS.AUTOS AND CHASSIS	U K			1	1	R U	VOITURES PART.,CHASSIS
	SWEDN	53			53	SUEDE	
	OTHER			2	2	AUTRE	
COMMODITY TOTAL		53		3	56		TOTAL DE MARCHANDISE
BUSES AND CHASSIS	U K			128	128	R U	AUTOBUS ET CHASSIS
TRUCKS AND CHASSIS	NORW			506	506	NORV	CAMIONS ET CHASSIS
	OTHER			1,102	1,102	AUTRE	
COMMODITY TOTAL				1,608	1,608		TOTAL DE MARCHANDISE
MOTOR VEHICLE ENGINES	U K			20	20	R U	MOTEURS DE VEH.AUTOM.
	NORW			47	47	NORV	
	SWEDN	70			70	SUEDE	
COMMODITY TOTAL		70		67	137		TOTAL DE MARCHANDISE
ROAD MOTOR VEH. NES	OTHER			3	3	AUTRE	VEH.AUTOM.ROUTIERS NDA
RUBBER TIRES AND TUBES	OTHER			13	13	AUTRE	PNEUS, CHAMBRES A AIR
EQUIPMENT MISC.	U K	7			45	R U	MATERIEL DIVERS
	GER			10	10	ALL	
	NORW			2	2	NORV	
	SWEDN	71			71	SUEDE	
	PANAM			76	76	PANAM	
	U S A			2	2	E-U	
	OTHER	30			30	AUTRE	
COMMODITY TOTAL		108		135	243		TOTAL DE MARCHANDISE
PERSONAL,HOUSEHOLD GOODS	GER			3	3	ALL	ART.PERS.ET MENAGERS
	GREEK			1	1	GREQC	
	NORW			33	33	NORV	
	PANAM			8	8	PANAM	
	U S A			8	8	E-U	
	OTHER			51	51	AUTRE	
COMMODITY TOTAL				104	104		TOTAL DE MARCHANDISE
CONTAINERS,CLOSURES	PANAM			302	302	PANAM	CONTENEURS,FERMETURES
MISC. END PRODUCTS NES	GER			10	10	ALL	PRODUITS FINIS DIV.NDA
	NORW			217	217	NORV	
	PANAM			148	148	PANAM	
	OTHER			477	477	AUTRE	
COMMODITY TOTAL				852	852		TOTAL DE MARCHANDISE
GENERAL CARGO	U K			672	672	R U	MARCHANDISES DIVERSES
	GER			4	4	ALL	
	SWEDN			711	711	SUEDE	
	OTHER			519	519	AUTRE	
COMMODITY TOTAL				1,906	1,906		TOTAL DE MARCHANDISE
CONTAINERIZED FREIGHT	U K	36,493			532	R U	FRET CONTAINERISE
	GER	46,700			7,896	ALL	
	GREEK			2,351	2,351	GREQC	
	NORW			605	605	NORV	
	SWEDN	30,659			30,659	SUEDE	
	LIBER	49		1,150	1,199	LIBER	
	PANAM	1,313		676	1,989	PANAM	
	U S A			31,555	31,555	E-U	

TABLE 14. COMMODITIES LOADED FOR FOREIGN COUNTRIES BY COUNTRY OF DESTINATION, REGISTRY OF VESSEL AND CANADIAN REGION - 1977

TABLÉAU 14. MARCHANDISES CHARGÉES À DESTINATION DE PAYS ÉTRANGERS SELON LE PAYS DE DESTINATION, L'IMMATRICULATION DU NAVIRE ET LA RÉGION DU CANADA - 1977

COUNTRY OF DESTINATION AND KIND OF CARGO		REGISTRY OF VESSEL	ATLANTIC ATLANTIQUE	GREAT LAKES GRANDS LACS	PACIFIC PACIFIQUE	TOTAL TOTAL	IMMATIC. DU NAVIRE	PAYS DE DESTINATION ET MARCHANDISE
AUSTRALIA CONT.		OTHER	14,121		6,829	20,950	AUTRE	AUSTRALIE SUITE
COMMODITY TOTAL			129,335		51,594	180,929		TOTAL DE MARCHANDISE
COUNTRY/REGION TOTAL			211,509*	*	869,543*	1,081,052*		TOTAL DE PAYS/REGION
FIJI								FIDJI
FISH, FRESH OR FROZEN	U K				3	3	R U	POISSON, FRAIS OU CONG.
FISH, SALTED OR CURED	U K				5	5	R U	POISSON, SALE OU FUME
FISH, CANNED	U K				17	17	R U	POISSON EN BOITES
APPLES	U K				22	22	R U	POMMES
CONC. COMPLETE FEEDS	U K				2	2	R U	CONC., PROV. COMPLETES
DIST. ALCOHOLIC BEV.	U K				5	5	R U	BOISS. ALCOOL. DIST.
TEXTILE FIBRES NES	U K				1	1	R U	FIBRES TEXTILES NDA
NEWSPRINT PAPER	U K				11	11	R U	PAPIER JOURNAL
PAPER NES	U K				307	307	R U	PAPIER NDA
TEXTILE FAB. MTL NES	U K				4	4	P U	OUVR. EN MAT. TEXT. NDA
	SWEDN				1	1	SUEDE	
COMMODITY TOTAL					5	5		TOTAL DE MARCHANDISE
AGRICULTURAL CHEMICALS	U K				6	6	R U	PROD. CHIM. AGRICOLS
CEMENT BASIC PROD.	U K				2	2	R U	OUVR. DE BASE CIMENT
MISC. FABRICATED PROD.	U K				6	6	R U	OUVRAGES DIVERS
MACHINERY NES	U K				1	1	R U	MACHINES NDA
MOTOR VEHICLE ENGINES	U K				2	2	R U	MOTEURS DE VEH. AUTOM.
ROAD MOTOR VEH. NES	U K				3	3	R U	VEH. AUTOM. POUTIERS NDA
EQUIPMENT MISC.	U K				106	106	R U	MATERIEL DIVERS
PERSONAL, HSEHOLD GOODS	U K				124	124	R U	ART. PERS. ET MENAGERS
CONTAINERS, CLOSURES	U K				1	1	R U	CONTENEURS, FERMETURES
MISC. END PRODUCTS NES	U K				12	12	R U	PRODUITS FINIS DIV. NDA
	SWEDN				1	1	SUEDE	
COMMODITY TOTAL					13	13		TOTAL DE MARCHANDISE
GENERAL CARGO	U K				45	45	R U	MARCHANDISES DIVERSES
	SWEDN				86	86	SUEDE	
COMMODITY TOTAL					131	131		TOTAL DE MARCHANDISE
COUNTRY/REGION TOTAL			*	*	773*	773*		TOTAL DE PAYS/REGION
NEW ZEALAND								NOUV.-ZELANDE
FISH, FRESH OR FROZEN	U K				66	66	R U	POISSON, FRAIS OU CONG.
	U S A				11	11	E-U	
COMMODITY TOTAL					77	77		TOTAL DE MARCHANDISE
FISH, CANNED	U K				245	245	R U	POISSON EN BOITES
	GER				26	26	ALL	
COMMODITY TOTAL					271	271		TOTAL DE MARCHANDISE
MISC. FOOD PREP. NES	U S A				4	4	E-U	DIV. PREP. ALIM. NDA
ASBESTOS	U K				2,150	2,150	R U	AMIANTE
SULPHUR IN DRES	GREEK				113,511	113,511	GREQC	SOUFRE EN MINERAI
	NORW				85,314	85,314	NORV	
	LTBER				28,118	28,118	LIBER	
COMMODITY TOTAL					226,943	226,943		TOTAL DE MARCHANDISE
LUMBER AND TIMBER	U K				1,033	1,033	R U	BOIS D'OEUVRE ET CHARP.
SHINGLES AND SHAKES	U K				3	3	R U	BARDEAUX, BARD. FACADE
PULP	U K				440	440	R U	PATE
POTASH	GREEK				21,043	21,043	GREQC	POTASSE
FERTILIZERS NES	GREEK				608	608	GREQC	ENGRAIS CHIMIQUE NDA
	NORW				3,900	3,900	NORV	
COMMODITY TOTAL					4,508	4,508		TOTAL DE MARCHANDISE
PLASTIC MATERIALS	U K				3	3	R U	MATIERES PLASTIQUES
GASOLINE	OTHER	11,820				11,820	AUTRE	ESSENCE
STRUCTURAL SHAPES	U K				6	6	R U	PROFILES DE CONSTRUCT.
COPPER AND ALLOYS	U K				16	16	R U	CUivre ET ALLIAGES
METAL FAB. BASIC PROD.	U K				2	2	R U	OUVR. DE BASE EN METAL
NON-MET. MIN. BASIC PROD.	U K				2	2	R U	PROD. MIN. NON-MET. BASE
	SWEDN		5			5	SUEDE	
COMMODITY TOTAL			5		2	7		TOTAL DE MARCHANDISE
TRACTORS	U K				103	103	R U	TRACTEURS
MACHINERY NES	U K		2,730		67	2,797	R U	MACHINES NDA
	GER				9	9	ALL	
COMMODITY TOTAL			826			826	AUTRE	TOTAL DE MARCHANDISE
PASS. AUTOS AND CHASSIS	U K				76	76	R U	VOITURES PART., CHASSIS
TRUCKS AND CHASSIS	U K				34	34	R U	CAMIONS ET CHASSIS
MOTOR VEHICLE ENGINES	U S A				2	2	E-U	MOTEURS DE VEH. AUTOM.
SHIPS, AIRCRAFT, MIS. VEH	U K				2	2	R U	NAVIRES, AVIONS, VEH. DIV
EQUIPMENT MISC.	U K				14	14	R U	MATERIEL DIVERS
	U S A		236		116	352	R U	
	OTHER				1	1	E-U	
COMMODITY TOTAL			278			278	AUTRE	TOTAL DE MARCHANDISE
PERSONAL, HSEHOLD GOODS	U K		514			514		TOTAL DE MARCHANDISE
	GER				17	17	R U	ART. PERS. ET MENAGERS
	SWEDN				1	1	ALL	
COMMODITY TOTAL			8			8	SUEDE	TOTAL DE MARCHANDISE
CONTAINERS, CLOSURES	U K				18	18	R U	CONTENEURS, FERMETURES
GENERAL CARGO	U K				5	5	R U	MARCHANDISES DIVERSES
CONTAINERIZED FREIGHT	U K		10,802		7	10,806	R U	FRET CONTENEUREUSE
	U K				4	4	R U	

TABLE 13. COMMODITIES LOADED FOR FOREIGN COUNTRIES BY COUNTRY OF DESTINATION, REGISTRY OF VESSEL AND CANADIAN REGION - 1977

TABLÉAU 13. MARCHANDISES CHARGÉES À DESTINATION DE PAYS ÉTRANGERS SELON LE PAYS DE DESTINATION, L'IMMATRICULATION DU NAVIRE ET LA RÉGION DU CANADA - 1977

		SHORT TONS - TONNES COURTES						
COUNTRY OF DESTINATION AND KIND OF CARGO	REGISTRY OF VESSEL	ATLANTIC ATLANTIQUE	GREAT LAKES GRANDS LACS	PACIFIC PACIFIQUE	TOTAL TOTAL	IMMATRIC. DU NAVIRE	PAYS DE DESTINATION ET MARCHANDISE	
<b>NEW ZEALAND CONT.</b>							<b>NOUV.- ZELANDE SUITE</b>	
	GER	16,182		741	16,923	ALL SUEDE		
	SWEDN	4,561			4,561	E-U		
	U S A			656	656	AUTRE		
	OTHER	3,254			3,254			
<b>COMMODITY TOTAL</b>		<b>34,799</b>		<b>1,401</b>	<b>36,200</b>		<b>TOTAL DE MARCHANDISE</b>	
<b>COUNTRY/REGION TOTAL</b>		<b>50,702*</b>	<b>*</b>	<b>258,280*</b>	<b>308,982*</b>		<b>TOTAL DE PAYS/REGION</b>	
<b>BR. OCEANIA NES</b>							<b>OCEANIE BR. NDA</b>	
LUMBER AND TIMBER	OTHER			14	14	AUTRE	BOIS D'OEUVRE ET CHARP.	
CONTAINERIZED FREIGHT	U S A			4	4	E-U	FRET CONTENEURESE	
<b>COUNTRY/REGION TOTAL</b>		<b>*</b>	<b>*</b>	<b>18*</b>	<b>18*</b>		<b>TOTAL DE PAYS/REGION</b>	
<b>FR. OCEANIA</b>							<b>OCEANIE FR.</b>	
FISH, FRESH OR FROZEN	U S A			1	1	E-U	POISSON, FRAIS OU CONG.	
FISH, CANNED	U K			2	2	R U	POISSON EN BOITES	
	U S A			9	9	E-U		
	OTHER			2	2	AUTRE		
<b>COMMODITY TOTAL</b>				<b>13</b>	<b>13</b>		<b>TOTAL DE MARCHANDISE</b>	
SHELL FISH, NES	LIBER			3	3	LIBER	MOLLUSQUES CRUST., NDA	
APPLES	U S A			18	18	E-U	POMMES	
SUGAR, NES	U S A			1,985	1,985	E-U	SUCRE, NDA	
BOLTS, POUND TIMBER	LIBER			254	254	LIBER	BILLOTS, BOIS PONDS	
SULPHUR IN ORES	NORW			12,125	12,125	NORW	SOUFRE EN MINERAL	
LUMBER AND TIMBER	LIBER			144	144	LIBER	BOIS D'OEUVRE ET CHARP.	
SHINGLES AND SHAKES	SWEDN			1	1	SUEDE	BARDEAUX, BARD, FACADE	
	LIBER			15	15	LIBER		
<b>COMMODITY TOTAL</b>				<b>16</b>	<b>16</b>		<b>TOTAL DE MARCHANDISE</b>	
VENEER, PLYWOOD	LIBER			101	101	LIBER	PLACAGES, CONTRE-PLAQ.	
BLOG, PAPER AND BOARD	U S A			13	13	E-U	PLAQ. CONSTP., PAP/CART.	
SHIPS, AIRCRAFT, MIS. VEH	LIBER			4	4	LIBER	NAVIRES, AVIONS, VEH. DIV.	
PERSONAL, HSEHOLD GOODS	U S A			41	41	E-U	ART. PERS. ET MENAGERS	
GENERAL CARGO	OTHER			3	3	AUTRE	MARCHANDISES DIVERSES	
CONTAINERIZED FREIGHT	U S A			2,382	2,382	E-U	FRET CONTENEURESE	
<b>COUNTRY/REGION TOTAL</b>		<b>*</b>	<b>*</b>	<b>17,103*</b>	<b>17,103*</b>		<b>TOTAL DE PAYS/REGION</b>	
<b>U.S. OCEANIA</b>							<b>OCEANIE E-U.</b>	
FISH, FRESH OR FROZEN	U S A			14	14	E-U	POISSON, FRAIS OU CONG.	
SHELL FISH, NES	U S A			2	2	E-U	MOLLUSQUES CRUST., NDA	
SUGAR, NES	U S A			102	102	E-U	SUCRE, NDA	
NEWSPRINT PAPER	U S A			9	9	E-U	PAPIER JOURNAL	
CONTAINERIZED FREIGHT	U S A			1,042	1,042	E-U	FRET CONTENEURESE	
<b>COUNTRY/REGION TOTAL</b>		<b>*</b>	<b>*</b>	<b>1,169*</b>	<b>1,169*</b>		<b>TOTAL DE PAYS/REGION</b>	
<b>BANGLADESH</b>							<b>BANGLADESH</b>	
MILK POWDER	U K	160			160	R U	LAIT EN POUORE	
	GREEK	96			96	GREQ		
	OTHER	2,206		141	2,347	AUTRE		
<b>COMMODITY TOTAL</b>		<b>2,462</b>		<b>141</b>	<b>2,603</b>		<b>TOTAL DE MARCHANDISE</b>	
WHEAT	U K	33,400			33,400	R U	BLE	
	GREEK	136,877			136,877	GREQ		
	NORW			37,716	37,716	NORW		
	LIBER	45,584		33,934	79,518	LIBER		
<b>COMMODITY TOTAL</b>		<b>215,861</b>		<b>71,650</b>	<b>287,511</b>		<b>TOTAL DE MARCHANDISE</b>	
RAPESEED	LIBER		19,323		19,323	LIBER	GRATNE DE COLZA	
ASBESTOS	GREEK	201			201	GREQ	AMIANTE	
	OTHER	181			181	AUTRE		
<b>COMMODITY TOTAL</b>		<b>382</b>			<b>382</b>		<b>TOTAL DE MARCHANDISE</b>	
COTTON, TEXTILE WASTE	U K	69			69	R U	DECHETS DE COTON, TEXT.	
PULP	GREEK			4,690	4,690	GREQ	PATE	
	LIBER			2,259	2,259	LIBER		
	OTHER			640	640	AUTRE		
<b>COMMODITY TOTAL</b>				<b>7,589</b>	<b>7,589</b>		<b>TOTAL DE MARCHANDISE</b>	
NEWSPRINT PAPER	OTHER	10			10	AUTRE	PAPIER JOURNAL	
VEG. OILS, FATS NES	GREEK			12,874	12,874	GREQ	HUIL. MAT. GRAS. VEG. NDA	
POTASH	LIBER			12,147	12,147	LIBER	POTASSE	
ALUMINIUM	U K	261			261	R U	ALUMINIUM	
	OTHER	10		926	936	AUTRE		
<b>COMMODITY TOTAL</b>		<b>271</b>		<b>926</b>	<b>1,197</b>		<b>TOTAL DE MARCHANDISE</b>	
COPPER AND ALLOYS	U K	101			101	R U	CUVRE ET ALLIAGES	
	OTHER	476			476	AUTRE		
<b>COMMODITY TOTAL</b>		<b>577</b>			<b>577</b>		<b>TOTAL DE MARCHANDISE</b>	
METAL FAB. BASIC PRCD.	OTHER	971			971	AUTRE	OUV. DE BASE EN METAL	
MACHINERY NES	OTHER	2		1	3	AUTRE	MACHINES NDA	
RAILWAY ROLLING STOCK	OTHER	619		3	622	AUTRE	MAT. ROUL. DE CH. DE FER	
EQUIPMENT MISC.	OTHER	31			31	AUTRE	MATERIEL DIVERS	
PERSONAL, HSEHOLD GOODS	OTHER	10		8	18	AUTRE	ART. PERS. ET MENAGERS	
MISC. END PRODUCTS NES	OTHER	3		1	4	AUTRE	PRODUITS FINIS DIV. NDA	
CONTAINERIZED FREIGHT	OTHER	219			219	AUTRE	FRET CONTENEURESE	
<b>COUNTRY/REGION TOTAL</b>		<b>221,487*</b>	<b>19,324*</b>	<b>105,339*</b>	<b>346,150*</b>		<b>TOTAL DE PAYS/REGION</b>	



TABLE 1A. COMMODITIES LOADED FOR FOREIGN COUNTRIES BY COUNTRY OF DESTINATION, REGISTRY OF VESSEL AND CANADIAN REGION - 1977

TABLÉAU 1A. MARCHANDISES CHARGÉES À DESTINATION DE PAYS ÉTRANGERS SELON LE PAYS DE DESTINATION, L'IMMATRICULATION DU NAVIRE ET LA RÉGION DU CANADA - 1977

COUNTRY OF DESTINATION AND KIND OF CARGO	REGISTRY OF VESSEL	SHORT TONS - TONNES COURTES			TOTAL TOTAL	IMMATIC. DU NAVIRE	PAYS DE DESTINATION ET MARCHANDISE
		ATLANTIC ATLANTIQUE	GREAT LAKES GRANDS LACS	PACIFIC PACIFIQUE			
<b>GUYANA</b>							
FISH, FRESH OR FROZEN	PANAM	147			147	PANAM	GUYANE
MILK POWDER	GER	31			31	ALL	POISSON, FRAIS OU CONG.
	NORW	146			146	NORV	LAIT EN POUDRE
COMMODITY TOTAL		177			177		TOTAL DE MARCHANDISE
WHEAT FLOUR	GER	88			88	ALL	FARINE DE BLE
	SWEDN	33			33	SUEDE	
COMMODITY TOTAL		121			121		TOTAL DE MARCHANDISE
CEREALS MILLED, NES	SWEDN	14			14	SUEDE	CEREALES MOULUES, NDA
MACARONI, CEREAL PRCD.	GER	2			2	ALL	PATES ALIM. PROD. CEREAL
VINEGAR	SWEDN	6			6	SUEDE	VINAIGRE
MISC. FOOD PREP. NES	GER	30			30	ALL	DIV. PREP. ALIM. NDA
	NORW	17			17	NORV	
	SWEDN	17			17	SUEDE	
COMMODITY TOTAL		64			64		TOTAL DE MARCHANDISE
CONC. COMPLETE FEEDS	SWEDN	1			1	SUEDE	CONC., PROD. COMPLETES
SALT	GER	2,217			2,217	ALL	SSEL
	NORW	22			22	NORV	
	SWEDN	501			501	SUEDE	
COMMODITY TOTAL		2,740			2,740		TOTAL DE MARCHANDISE
LUMBER AND TIMBER	NORW	133			133	NORV	BOIS D'OEUVRE ET CHARP.
COOPERAGE STOCK	GER	287			287	ALL	DEMI-PROD. TONNELLERIE
	SWEDN	323			323	SUEDE	
COMMODITY TOTAL		610			610		TOTAL DE MARCHANDISE
WOOD FAB. MATERIALS	NORW	15			15	NORV	DEMI-PRODUITS EN BOIS
NEWSPRINT PAPER	GER	251			251	ALL	PAPIER JOURNAL
	NORW	606			606	NORV	
	SWEDN	379			379	SUEDE	
COMMODITY TOTAL		1,236			1,236		TOTAL DE MARCHANDISE
PAPER NES	GER	943			943	ALL	PAPIER NDA
	NORW	90			90	NORV	
	SWEDN	379			379	SUEDE	
COMMODITY TOTAL		1,412			1,412		TOTAL DE MARCHANDISE
PAPERBOARD	GER	6			6	ALL	CARTON
TEXTILE FAB. MTL NES	GER	8			8	ALL	OUV. EN MAT. TEXT. NDA
	NORW	7			7	NORV	
	SWEDN	26			26	SUEDE	
COMMODITY TOTAL		41			41		TOTAL DE MARCHANDISE
INORGANIC CHEMS. NES	GER	10			10	ALL	PROD. CHIM. INORG. NDA
	SWEDN	7			7	SUEDE	
COMMODITY TOTAL		17			17		TOTAL DE MARCHANDISE
ORGANIC CHEMICALS NES	GER	4			4	ALL	PROD. CHIM. ORG. NDA
PLASTIC MATERIALS	GER	2			2	ALL	MATIERES PLASTIQUES
DYESTUFF, PIGMENT, PAINT	SWEDN	1			1	SUEDE	MAT. COLOR, PIG. PEINTURE
LUBRICATING OIL, GREASE	SWEDN	1			1	SUEDE	HUILE, GRAISSE LUBRIF.
PETROL, COAL PRCD. NES	GER	11			11	ALL	DERIVE PETR. CHARP. NDA
PLATE & SHEET STEEL	GER	19			19	ALL	TOLLES, FEUILLES D'ACIER
PIPES, TUBES: IRON, STEEL	NORW	32			32	NORV	TUYAUX, TUBES: FER, ACIER
WIRE	GER	34			34	ALL	FIL METALLIQUE
	SWEDN	1			1	SUEDE	
COMMODITY TOTAL		35			35		TOTAL DE MARCHANDISE
METAL FAB. BASIC PROD.	GER	14			14	ALL	OUV. DE BASE EN METAL
	SWEDN	2			2	SUEDE	
COMMODITY TOTAL		16			16		TOTAL DE MARCHANDISE
NON-MET. MIN. BASIC PROD	SWEDN	6			6	SUEDE	PROD. MIN. NON-MET. BASE
MACHINERY NES	GER	9			9	ALL	MACHINES NDA
	NORW	74			74	NORV	
	SWEDN	43			43	SUEDE	
COMMODITY TOTAL		126			126		TOTAL DE MARCHANDISE
PASS. AUTOS AND CHASSIS	GER	5			5	ALL	VOITURES PAPT., CHASSIS
	NORW	1			1	NORV	
	SWEDN	6			6	SUEDE	
COMMODITY TOTAL		12			12		TOTAL DE MARCHANDISE
MOTOR VEHICLE ENGINES	GER	5			5	ALL	MOTEURS DE VEH. AUTOM.
	NORW	13			13	NORV	
COMMODITY TOTAL		18			18		TOTAL DE MARCHANDISE
ROAD MOTOR VEH. NES	GER	7			7	ALL	VEH. AUTOM. ROUTIERS NDA
RUBBER TIRES AND TUBES	GER	20			20	ALL	PNEUS, CHAMRES & AIR
	NORW	5			5	NORV	
COMMODITY TOTAL		25			25		TOTAL DE MARCHANDISE
EQUIPMENT MISC.	GER	22			22	ALL	MATERIEL DIVERS
	NORW	37			37	NORV	
	SWEDN	7			7	SUEDE	
COMMODITY TOTAL		66			66		TOTAL DE MARCHANDISE
PERSONAL, HOUSEHOLD GOODS	GER	17			17	ALL	ART. PERS. ET MENAGERS
	NORW	6			6	NORV	
	SWEDN	3			3	SUEDE	
COMMODITY TOTAL		26			26		TOTAL DE MARCHANDISE
CONTAINERS, CLOSURES	GER	338			338	ALL	CONTENEURS, FERMETURES
	NORW	97			97	NORV	
	SWEDN	30			30	SUEDE	
COMMODITY TOTAL		465			465		TOTAL DE MARCHANDISE
MISC. END PRODUCTS NES	GER	27			27	ALL	PRODUITS FINIS DIV. NDA
	NORW	4			4	NORV	
	SWEDN	13			13	SUEDE	
COMMODITY TOTAL		44			44		TOTAL DE MARCHANDISE
GENERAL CARGO	GER	18			18	ALL	MARCHANDISES DIVERSES

TABLE 1A. COMMODITIES LOADED FOR FOREIGN COUNTRIES BY COUNTRY OF DESTINATION, REGISTRY OF VESSEL AND CANADIAN REGION - 1977

TABLEAU 1A. MARCHANDISES CHARGÉES À DESTINATION DE PAYS ÉTRANGERS SELON LE PAYS DE DESTINATION, L'IMMATRICULATION DU NAVIRE ET LA RÉGION DU CANADA - 1977

SHORT TONS - TONNES COURTES

COUNTRY OF DESTINATION AND KIND OF CARGO	REGISTRY OF VESSEL	ATLANTIC ATLANTIQUE	GREAT LAKES GRANDS LACS	PACIFIC PACIFIQUE	TOTAL TOTAL	IMMATRIC. DU NAVIRE	PAYS DE DESTINATION ET MARCHANDISE
GUYANA CONT.							GUYANE SUITE
	NORW	47			47	NORV	
	SWEDN	9			9	SUEDE	
COMMODITY TOTAL		74			74		TOTAL DE MARCHANDISE
CONTAINERIZED FREIGHT	GEP	239			239	ALL	FRET CONTENEUREUSE
	NORW	276			276	NORV	
	SWEDN	495			495	SUEDE	
COMMODITY TOTAL		1,010			1,010		TOTAL DE MARCHANDISE
COUNTRY/REGION TOTAL		8,742*	*	*	8,742*		TOTAL DE PAYS/RÉGION
ARGENTINA							ARGENTINE
MILK POWDER	GREEK	924			924	GRECQ	LAIT EN POUÛRE
	OTHER	1,434			1,434	AUTRE	
COMMODITY TOTAL		2,358			2,358		TOTAL DE MARCHANDISE
DAIRY PROD., EGGS, HONEY	GREEK	500			500	GRECQ	PROD. LAIT., ŒUFS, MIEL
WHEAT FLOUR	OTHER	20			20	AUTRE	FARINE DE BLE
POTATOES	GER	1,320			1,320	ALL	POMMES DE TERRE
	OTHER	842			842	AUTRE	
COMMODITY TOTAL		2,162			2,162		TOTAL DE MARCHANDISE
SUGAR PREPARATIONS	OTHER	7			7	AUTRE	PREP. À BASE DE SUCRE
MISC. FOOD PREP. NES	OTHER	5			5	AUTRE	DIV. PREP. ALIM. NDA
HAY, FORAGE, STRAW	OTHER	195			195	AUTRE	Foin, FOURRAGE, PAILLE
DIST. ALCOHOLIC BEV.	OTHER	4			4	AUTRE	BOISS. ALCOOL. DIST.
TOBACCO NES	OTHER	4			4	AUTRE	TABACS NDA
SEEDS FOR SOWING NES	GREEK	30			30	GRECQ	GRAINES DE SEMENCE NDA
	OTHER	187		46	233	AUTRE	
COMMODITY TOTAL		217		46	263		TOTAL DE MARCHANDISE
ORES AND CONC. NES	OTHER	17			17	AUTRE	MINÉRAIS ET CONC. NDA
IRON AND STEEL SCRAP	GREEK	20,160			20,160	GRECQ	DECHETS DE FER, D'ACIER
COAL, BITUMINOUS	OTHER			27,550	27,550	AUTRE	CHARBON BITUMINEUX
ASBESTOS	GREEK	2,019			2,019	GRECQ	AMIANTE
	OTHER	12,143		1,726	13,869	AUTRE	
COMMODITY TOTAL		14,162		1,726	15,888		TOTAL DE MARCHANDISE
CLAY MATERIALS NES	OTHER	5			5	AUTRE	MATIERES ARGIL. NDA
SULPHUR IN ORES	PANAM			16,530	16,530	PANAM	SOUFRE EN MINÉRAI
	OTHER			18,643	18,643	AUTRE	
COMMODITY TOTAL				35,173	35,173		TOTAL DE MARCHANDISE
RUBBER FAB. MATERIALS	GREEK	1			1	GRECQ	DEMI-PROD. CAOUTCHOUC
	OTHER	1			1	AUTRE	
COMMODITY TOTAL		2			2		TOTAL DE MARCHANDISE
LUMBER AND TIMBER	NORW			402	402	NORV	BOIS D'ŒUVRE ET CHARP.
	LIBER			583	583	LIBER	
	OTHER	5		1,418	1,423	AUTRE	
COMMODITY TOTAL		5		2,403	2,408		TOTAL DE MARCHANDISE
PULP	GREEK	324			324	GRECQ	PATE
	NORW			5,852	5,852	NORV	
	LIBER			551	551	LIBER	
	U S A			177	177	E-U	
	OTHER	1,051		9,736	10,787	AUTRE	
COMMODITY TOTAL		1,375		16,316	17,691		TOTAL DE MARCHANDISE
NEWSPRINT PAPER	GREEK	9,268			9,268	GRECQ	PAPIER JOURNAL
	NORW	1,654		1,312	2,966	NORV	
	LIBER			1,250	1,250	LIBER	
	OTHER	38,027		15,508	53,535	AUTRE	
COMMODITY TOTAL		48,949		18,070	67,019		TOTAL DE MARCHANDISE
PAPER NES	OTHER	39			39	AUTRE	PAPIER NDA
BLOG. PAPER AND BOARD	OTHER	1			1	AUTRE	PLAQ. CONSTR., PAP/CART.
WET MACHINE BOARD	OTHER	1			1	AUTRE	CARTON EN PATE PRESSE
TEXTILE FAB. MTL NES	OTHER	18			18	AUTRE	OUVR. EN MAT. TEXT. NDA
METALLIC SALTS	OTHER	2			2	AUTRE	SELS METALLIQUES
INORGANIC CHEMS. NES	OTHER	213			213	AUTRE	PROD. CHIM. INORG. NDA
GLYCOL	GREEK	3			3	GRECQ	GLYCOL
	OTHER	28			28	AUTRE	
COMMODITY TOTAL		31			31		TOTAL DE MARCHANDISE
ORGANIC CHEMICALS NES	U S A			28	28	E-U	PROD. CHIM. ORGAN. NDA
	OTHER	493		44	537	AUTRE	
COMMODITY TOTAL		493		72	565		TOTAL DE MARCHANDISE
FERTILIZERS NES	OTHER	3			3	AUTRE	ENGRAIS CHIMIQUE NDA
AGRICULTURAL CHEMICALS	OTHER	4			4	AUTRE	PROD. CHIM. AGRICOLES
SYNTHETIC RUBBER	OTHER	48			48	AUTRE	CAOUTCHOUC SYNTHETIQUE
PLASTIC MATERIALS	OTHER	243		50	293	AUTRE	MATIERES PLASTIQUES
DYESTUFF, PIGMENT, PAINT	OTHER	19			19	AUTRE	MAT. COLOR. PIG. PEINTURE
CHEM. SPECIALTIES NES	GREEK	2			2	GRECQ	PROD. CHIM. SPECIAUX NDA
	OTHER	188			188	AUTRE	
COMMODITY TOTAL		190			190		TOTAL DE MARCHANDISE
COAL TAR, PITCH	OTHER	70			70	AUTRE	GOUDRON, BRAI DE BOUIL.
PETROL. COAL PROD. NES	GREEK	5			5	GRECQ	DERIVE PETR. CHARB. NDA
	OTHER	31			31	AUTRE	
COMMODITY TOTAL		36			36		TOTAL DE MARCHANDISE
FERRO-ALLOYS	OTHER	18			18	AUTRE	FERRO-ALLIAGES
PRIMARY IRON, STEEL NES	OTHER	88			88	AUTRE	FER, ACIER PRIMAIRE NDA
BAR AND RODS, STEEL	OTHER	20			20	AUTRE	BARRES ET TIGES ACIER
PLATE & SHEET STEEL	OTHER	177		26	203	AUTRE	TOLES, FEUILLES D'ACIER
STRUCTURAL SHAPES	OTHER	104			104	AUTRE	PROFILES DE CONSTRUCT.
PIPES, TUBES: IRON, STEEL	OTHER	283			283	AUTRE	TUYAUX, TUBES: FER, ACIER

TABLE 1A. COMMODITIES LOADED FOR FOREIGN COUNTRIES BY COUNTRY OF DESTINATION, REGISTRY OF VESSEL AND CANADIAN REGION - 1977

TABLEAU 1A. MARCHANDISES CHARGÉES À DESTINATION DE PAYS ÉTRANGERS SELON LE PAYS DE DESTINATION, L'IMMATRICULATION DU NAVIRE ET LA RÉGION DU CANADA - 1977

		SHORT TONS - TONNES COURTES						
COUNTRY OF DESTINATION AND KIND OF CARGO	REGISTRY OF VESSEL	ATLANTIC ATLANTIQUE	GREAT LAKES GRANDS LACS	PACIFIC PACIFIQUE	TOTAL TOTAL	IMMATRIC. DU NAVIRE	PAYS DE DESTINATION ET MARCHANDISE	
<b>ARGENTINA</b>	<b>CONT.</b>						<b>ARGENTINE</b>	
WIRE	U S A			8	8	E-U	FIL METALLIQUE	
ALUMINUM	U S A			717	717	E-U	ALUMINIUM	
	OTHER	25			25	AUTRE		
COMMODITY TOTAL		25		717	742		TOTAL DE MARCHANDISE	
NICKEL AND ALLOYS	GREEK	6			6	GRECO	NICKEL ET ALLIAGES	
	U S A			9	9	E-U		
	OTHER	36		8	44	AUTRE		
COMMODITY TOTAL		42		17	59		TOTAL DE MARCHANDISE	
ZINC AND ALLOYS	NORW			134	134	NORV	ZINC ET ALLIAGES	
NON-FERROUS METALS NES	U S A			1	1	E-U	METEAUX NON-FERREUX NDA	
	OTHER	47			47	AUTRE		
COMMODITY TOTAL		47		1	48		TOTAL DE MARCHANDISE	
METAL FAB. BASIC PROD.	OTHER	200			200	AUTRE	OUVR. DE BASE EN METAL	
GLASS BASIC PRODUCTS	OTHER	512			512	AUTRE	OUVR. DE BASE EN VERRE	
TRACTORS	OTHER	37			37	AUTRE	TRACTEURS	
MACHINERY NES	GREEK	115			115	GRECO	MACHINES NDA	
	U S A			3	3	E-U		
	OTHER	3,438		9	3,447	AUTRE		
COMMODITY TOTAL		3,553		12	3,565		TOTAL DE MARCHANDISE	
PASS. AUTOS AND CHASSIS	OTHER	2,279			2,279	AUTRE	VOITURES PART., CHASSIS	
TRUCKS AND CHASSIS	OTHER	1,055			1,055	AUTRE	CAMIONS ET CHASSIS	
MOTOR VEHICLE ENGINES	GREEK	635			635	GRECO	MOTEURS DE VEH. AUTOM.	
	OTHER	5,318			5,318	AUTRE		
COMMODITY TOTAL		5,953			5,953		TOTAL DE MARCHANDISE	
EQUIPMENT MISC.	GREEK	1			1	GRECO	MATERIEL DIVERS	
	OTHER	2,192			2,192	AUTRE		
COMMODITY TOTAL		2,193			2,193		TOTAL DE MARCHANDISE	
PERSONAL, HOUSEHOLD GOODS	U S A			3	3	E-U	ART. PERS. ET MENAGERS	
	OTHER	502			502	AUTRE		
COMMODITY TOTAL		502		3	505		TOTAL DE MARCHANDISE	
CONTAINERS, CLOSURES	OTHER	9			9	AUTRE	CONTENEURS, FERMETURES	
MISC. END PRODUCTS NES	OTHER	410			410	AUTRE	PRODUITS FINIS DIV. NDA	
GENERAL CARGO	OTHER	9			9	AUTRE	MARCHANDISES DIVERSES	
CONTAINERIZED FREIGHT	U S A			132	132	E-U	FRET CONTENEURE SE	
	OTHER	286			286	AUTRE		
COMMODITY TOTAL		286		132	418		TOTAL DE MARCHANDISE	
<b>COUNTRY/REGION TOTAL</b>		<b>109,360*</b>	<b>*</b>	<b>102,456*</b>	<b>211,816*</b>		<b>TOTAL DE PAYS/REGION</b>	
<b>BRAZIL</b>							<b>BRESIL</b>	
FISH, FRESH OR FROZEN	OTHER	75			75	AUTRE	POISSON, FRAIS OU CONG.	
FISH, SALTED OR CURED	OTHER	49			49	AUTRE	POISSON, SALE OU FUME	
WHEAT	U K	54,692			54,692	R U	BLE	
	GREEK	234,727			234,727	GRECO		
	NETH	17,136			17,136	P. BAS		
	NORW	27,110			27,110	NORV		
	LIBER	406,553			406,553	LIBER		
	JAPAN	28,715			28,715	JAPON		
	PANAM	47,880			47,880	PANAM		
	OTHER	194,411			194,411	AUTRE		
COMMODITY TOTAL		1,011,224			1,011,224		TOTAL DE MARCHANDISE	
APPLES	U S A			345	345	E-U	POMMES	
VEGETABLE PREP. NES	OTHER	16	4		20	AUTRE	PREP. DE LEGUMES NDA	
SAUSAGE SKINS, CASINGS	OTHER	64			64	AUTRE	BOYAUX A SAUCISSES	
MISC. FOOD PREP. NES	GREEK	16			16	GRECO	DIV. PREP. ALIM. NDA	
	OTHER	26	1		27	AUTRE		
COMMODITY TOTAL		42	1		43		TOTAL DE MARCHANDISE	
TEXTILE FIBRES NES	OTHER	16			16	AUTRE	FIBRES TEXTILES NDA	
LEAD ORE AND CONC.	NORW			2,315	2,315	NORV	MINERAI, CONC. DE PLOMB	
NON-FERROUS MET. SCRAP	GREEK			20	20	GRECO	DECHETS METAL. NON FER.	
	OTHER	74		15	89	AUTRE		
COMMODITY TOTAL		74		35	109		TOTAL DE MARCHANDISE	
COAL, BITUMINOUS	U K			46,297	46,297	R U	CHARBON BITUMINEUX	
	GREEK	24,299			24,299	GRECO		
	LIBER			53,340	53,340	LIBER		
	OTHER	29,485		47,952	77,437	AUTRE		
COMMODITY TOTAL		53,784		147,589	201,373		TOTAL DE MARCHANDISE	
ASBESTOS	U S A			117	117	E-U	AMIANTE	
	OTHER	12,464	26	39	12,529	AUTRE		
COMMODITY TOTAL		12,464	26	156	12,646		TOTAL DE MARCHANDISE	
CLAY MATERIALS NES	OTHER	177			177	AUTRE	MATIERES ARGIL. NDA	
SULPHUR IN ORES	U K			92,461	92,461	R U	SOUFRE EN MINERAI	
	GER			36,449	36,449	ALL		
	NORW			30,857	30,857	NORV		
	LIBER			157,624	157,624	LIBER		
COMMODITY TOTAL				317,391	317,391		TOTAL DE MARCHANDISE	
CRUDE NON-MET. MIN. NES	OTHER	583			583	AUTRE	MIN. NON-MET. BRUTS NDA	
WASTE AND SCRAP NES	OTHER	101			101	AUTRE	DECHETS ET REBUTS NDA	
RUBBER FAB. MATERIALS	GREEK	32			32	GRECO	DEMI-PROD. CAOUTCHOUC	
	OTHER		35		35	AUTRE		
COMMODITY TOTAL		32	35		67		TOTAL DE MARCHANDISE	
PHLP	GREEK			385	385	GRECO	PATE	
	NORW			507	507	NORV		
	LIBER			237	237	LIBER		
	U S A			373	373	E-U		



TABLE 14. COMMODITIES LOADED FOR FOREIGN COUNTRIES BY COUNTRY OF DESTINATION, REGISTRY OF VESSEL AND CANADIAN REGION - 1977

TABLEAU 14. MARCHANDISES CHARGÉES A DESTINATION DE PAYS ÉTRANGERS SELON LE PAYS DE DESTINATION, L'IMMATRICULATION DU NAVIRE ET LA RÉGION DU CANADA - 1977

		SHORT TONS - TONNES COURTES						
COUNTRY OF DESTINATION AND KIND OF CARGO	REGISTRY OF VESSEL	ATLANTIC ATLANTIQUE	GREAT LAKES GRANDS LACS	PACIFIC PACIFIQUE	TOTAL TOTAL	IMMATRIC. DU NAVIRE	PAYS DE DESTINATION ET MARCHANDISE	
<b>BRAZIL CONT.</b>							<b>BRESIL SUITE</b>	
OTHER		2,680		1,515	4,195	AUTRE		
COMMODITY TOTAL		2,680		3,017	5,697		TOTAL DE MARCHANDISE	
NEWSPRINT PAPER	DENMK	4,400			4,400	DANMK	PAPIER JOURNAL	
	GER	4,106			4,106	ALL		
	GREEK	3,874		5,402	9,276	GRECQ		
	LIBER	4,400			4,400	LIBEP		
	OTHER	70,022		17,306	87,328	AUTRE		
COMMODITY TOTAL		86,802		22,708	109,510		TOTAL DE MARCHANDISE	
PAPER NES	LIBER	128			128	LIBER	PAPIER NDA	
	OTHER	446			446	AUTRE		
COMMODITY TOTAL		574			574		TOTAL DE MARCHANDISE	
BLOG. PAPER AND BOARD	OTHER		1		1	AUTRE	PLAQ. COASTR., PAP/CART.	
CORDDAGE, TWINE, ROPE	U S A			14	14	E-U	CORDDAGE FICELLE, CORDRE	
TEXTILE FAB. MTL NES	OTHER	723	5		728	AUTRE	OUVR. EN MAT. TEXT. NDA	
OILS, FATS, WAXES NES	OTHER	17	12		29	AUTRE	HUIL. MAT. GRAS. C. TPE NDA	
METALLIC SALTS	OTHER	2,165	93		2,258	AUTRE	SELS METALLIQUES	
INORGANIC CHEMS. NES	GREEK	19			19	GRECQ	PROD. CHIM. INORG. NDA	
	LIBER	18			18	LIBER		
	OTHER	172	2		174	AUTRE		
COMMODITY TOTAL		209	2		211		TOTAL DE MARCHANDISE	
ORGANIC CHEMICALS NES	U S A			204	204	E-U	PROD. CHIM. ORGAN. NDA	
	OTHER	956	61	116	1,133	AUTRE		
COMMODITY TOTAL		956	61	320	1,337		TOTAL DE MARCHANDISE	
POTASH	U K			51,802	51,802	R U	POTASSE	
	NORV			78,242	78,242	NORV		
	LIBER			62,225	62,225	LIBER		
COMMODITY TOTAL				192,269	192,269		TOTAL DE MARCHANDISE	
FERTILIZERS NES	PANAM			22,966	22,966	PANAM	ENGRAIS CHIMIQUE NDA	
	OTHER	10	6		16	AUTRE		
COMMODITY TOTAL		10	6	22,966	22,982		TOTAL DE MARCHANDISE	
AGRICULTURAL CHEMICALS	GREEK			60	60	GRECQ	PROD. CHIM. AGRICOLE	
	OTHER		18		18	AUTRE		
COMMODITY TOTAL			18	60	78		TOTAL DE MARCHANDISE	
SYNTHETIC RUBBER	OTHER		3		3	AUTRE	CACOUTCHOUC SYNTHETIQUE	
PLASTIC MATERIALS	OTHER	1,664	34	374	2,072	AUTRE	MATIERES PLASTIQUES	
CHEM. SPECIALTIES NES	OTHER	92	6		98	AUTRE	PROD. CHIM. SPECIAUX NDA	
PETROL, COAL PROD. NES	OTHER	8			8	AUTRE	DERIVE PETR. CHAPB. NDA	
PRIMARY IRON, STEEL NES	OTHER	63			63	AUTRE	FER, ACIER PRIMAIR. NDA	
CASTINGS, FORGINGS	OTHER	50	2		52	AUTRE	MOUL. PIECES FORGEES	
PLATE & SHEET STEEL	OTHER	2,186	3,004		5,190	AUTRE	TOLES, FEUILLES D'ACIER	
STRUCTURAL SHAPES	OTHER	692			692	AUTRE	PROFILES DE CONSTRUCT.	
PIPES, TUBES: IRON, STEEL	OTHER		17		17	AUTRE	TUYAUX, TUBES: FER, ACIER	
WIRE	OTHER	26			26	AUTRE	FIL METALLIQUE	
ALUMINUM	OTHER	4,111	1	7,520	11,632	AUTRE	ALUMINIUM	
COPPER AND ALLOYS	OTHER	1,006			1,006	AUTRE	CUIVRE ET ALLIAGES	
NICKEL AND ALLYS	OTHER	15	10		25	AUTRE	NICKEL ET ALLIAGES	
NON-FERROUS METALS NES	U S A			1	1	E-U	METAUX NON-FERREUX NDA	
	OTHER	338	1		339	AUTRE		
COMMODITY TOTAL		338	1	1	340		TOTAL DE MARCHANDISE	
METAL FAB. BASIC PROD.	U S A			12	12	E-U	OUVR. DE BASE EN METAL	
	OTHER	19	83	1	103	AUTRE		
COMMODITY TOTAL		19	83	13	115		TOTAL DE MARCHANDISE	
BRICKS, TILES NES	OTHER	118			118	AUTRE	BRIQUES, TILES NDA	
NON-MET. MIN. BASIC PROD	OTHER	111	23		134	AUTRE	PROD. MIN. NON-MET. BASE	
TRACTORS	OTHER		9		9	AUTRE	TRACTEURS	
MACHINERY NES	GREEK	7			7	GRECQ	MACHINES NDA	
	LIBER			439	439	LIBER		
	U S A			22	22	E-U		
	OTHER	489	150	7	646	AUTRE		
COMMODITY TOTAL		496	150	468	1,114		TOTAL DE MARCHANDISE	
RAILWAY ROLLING STOCK	OTHER	27			27	AUTRE	MAT. ROUL. DE CH. DE FER	
PASS. AUTOS AND CHASSIS	OTHER	6			6	AUTRE	VOITURES PART., CHASSIS	
MOTOR VEHICLE ENGINES	LIBER	1			1	LIBER	MOTEURS DE VEH. AUTOM.	
	OTHER	147	41		188	AUTRE		
COMMODITY TOTAL		148	41		189		TOTAL DE MARCHANDISE	
ROAD MOTOR VEH. NES	OTHER		1		1	AUTRE	VEH. AUTOM. ROUTIERS NDA	
EQUIPMENT MISC.	U S A			8	8	E-U	MATERIEL DIVERS	
	OTHER	1,204	136	45	1,385	AUTRE		
COMMODITY TOTAL		1,204	136	53	1,393		TOTAL DE MARCHANDISE	
PERSONAL, HSEHOLD GOODS	GREEK	1			1	GRECQ	ART. PERS. ET MENAGERS	
	U S A			3	3	E-U		
	OTHER	117	7		126	AUTRE		
COMMODITY TOTAL		118	7		130		TOTAL DE MARCHANDISE	
CONTAINERS, CLOSURES	GREEK			2	2	GRECQ	CONTENEURS, FERMETURES	
	OTHER	11	1	6	18	AUTRE		
COMMODITY TOTAL		11	1	8	20		TOTAL DE MARCHANDISE	
MISC. END PRODUCTS NES	OTHER	59	5		64	AUTRE	PRODUITS FINIS DIV. NDA	
GENERAL CARGO	OTHER	2,253	578	4	2,835	AUTRE	MARCHANDISES DIVERSES	
CONTAINERIZED FREIGHT	U S A			1,752	1,752	E-U	FRET CONTENEURESE	
	OTHER	14,339		28	14,367	AUTRE		
COMMODITY TOTAL		14,339		1,780	16,119		TOTAL DE MARCHANDISE	
<b>COUNTRY/REGION TOTAL</b>		<b>1,201,997*</b>	<b>4,376*</b>	<b>719,411*</b>	<b>1,925,784*</b>		<b>TOTAL DE PAYS/REGION</b>	

TABLE 1A. COMMODITIES LOADED FOR FOREIGN COUNTRIES BY COUNTRY OF DESTINATION, REGISTRY OF VESSEL AND CANADIAN REGION - 1977

TABLEAU 1A. MARCHANDISES CHARGÉES A DESTINATION DE PAYS ÉTRANGERS SELON LE PAYS DE DESTINATION, L'IMMATRICULATION DU NAVIRE ET LA RÉGION DU CANADA - 1977

SHORT TONS - TONNES COURTES

COUNTRY OF DESTINATION AND KIND OF CARGO	REGISTRY OF VESSEL	ATLANTIC ATLANTIQUE	GREAT LAKES GRANDS LACS	PACIFIC PACIFIQUE	TOTAL TOTAL	IMMATIC. DU NAVIRE	PAYS DE DESTINATION ET MARCHANDISE
CHILE							
FISH, SALTED OR CURED	OTHER	31			31	AUTRE	CHILI
FISH, CANNED	U S A			8	8	E-U	POISSON, SALE OU FUME
MILK POWDER	U S A			11	11	E-U	POISSON EN BOITES
	OTHER	5,165			5,165	AUTRE	LAIT EN POUËRE
COMMODITY TOTAL		5,165		11	5,176		TOTAL DE MARCHANDISE
DAIRY PROD., EGGS, HONEY	OTHER	1,962			1,962	AUTRE	PROD. LAIT., OEUF, MIEL
WHEAT	DENMK			22,932	22,932	DANMK	BLE
	GREEK			18,404	18,404	GREQC	
	LIBER			29,972	29,972	LIBER	
	JAPAN			11,020	11,020	JAPON	
COMMODITY TOTAL				82,328	82,328		TOTAL DE MARCHANDISE
SUGAR PREPARATIONS	OTHER	13			13	AUTRE	PREP. A BASE DE SUCRE
SAUSAGE SKINS, CASINGS	OTHER	2			2	AUTRE	BOYAUX A SAUCISSES
MISC. FOOD PREP. NES	OTHER	5			5	AUTRE	DIV. PREP. ALIM. NDA
CONC. COMPLETE FEEDS	OTHER	1,574			1,574	AUTRE	CONC., PRDV. COMPLETES
DIST. ALCOHOLIC BEV.	OTHER	7			7	AUTRE	BOISS. ALCOOL. DIST.
RAW HIDES AND SKINS	GER		18		18	ALL	PEAUX ET CUIRS BRUT
	GREEK		19		19	GREQC	
COMMODITY TOTAL			37		37		TOTAL DE MARCHANDISE
CRUDE ANIMAL PROD. NES	OTHER	1			1	AUTRE	PR. BRUTS ORIG. ANIM. NDA
NICKEL-COPPER ORE	U S A			2	2	E-U	MINER. DE CUIVRE-NICKEL
ASBESTOS	NORW			700	700	NDRV	AMIANTE
	U S A			401	401	E-U	
	OTHER	2,999			2,999	AUTRE	
COMMODITY TOTAL		2,999		1,101	4,100		TOTAL DE MARCHANDISE
SULPHUR IN ORES	GREEK			44,570	44,570	GREQC	SOUFRE EN MINERAI
	OTHER			17,632	17,632	AUTRE	
COMMODITY TOTAL				62,202	62,202		TOTAL DE MARCHANDISE
COTTON, TEXTILE WASTE	OTHER	1			1	AUTRE	DECHETS DE COTON, TEXT.
WASTE AND SCRAP NES	OTHER	331			331	AUTRE	DECHETS ET REÇUTS NDA
RUBBER FAB. MATERIALS	OTHER	2			2	AUTRE	DEMI-PROD. CAOUTCHOUC
PULP	U S A			181	181	E-U	PATE
	OTHER	276			276	AUTRE	
COMMODITY TOTAL		276		181	457		TOTAL DE MARCHANDISE
NEWSPRINT PAPER	GREEK	290			290	GREQC	PAPIER JOURNAL
	OTHER	1,497			1,497	AUTRE	
COMMODITY TOTAL		1,787			1,787		TOTAL DE MARCHANDISE
PAPER NES	OTHER	9			9	AUTRE	PAPIER NDA
TEXTILE FAB. MTL NES	GREEK	1			1	GREQC	OUVR. EN MAT. TEXT. NDA
	OTHER	17			17	AUTRE	
COMMODITY TOTAL		18			18		TOTAL DE MARCHANDISE
ANIMAL OILS, EXC. MARINE	OTHER			250	250	AUTRE	MUTL. ANIM. SAUF AN. MAR.
INORGANIC CHEMS. NES	OTHER	5			5	AUTRE	PROD. CHIM. INORG. NDA
ORGANIC CHEMICALS NES	GER		33		33	ALL	PROD. CHIM. ORGAN. NDA
	U S A			178	178	E-U	
COMMODITY TOTAL			33	178	211		TOTAL DE MARCHANDISE
EXPLDS., FUSES, CAPS	DENMK	1			1	DANMK	EXPLOS., AMORCES, DET.
	OTHER	318			318	AUTRE	
COMMODITY TOTAL		319			319		TOTAL DE MARCHANDISE
SYNTHETIC RUBBER	GREEK		10		10	GREQC	CAOUTCHOUC SYNTHETIQUE
PLASTIC MATERIALS	GREEK	1			1	GREQC	MATIERES PLASTIQUES
	U S A			2	2	E-U	
	OTHER	38			38	AUTRE	
COMMODITY TOTAL		39		2	41		TOTAL DE MARCHANDISE
CHEM. SPECIALTIES NES	OTHER	7			7	AUTRE	PROD. CHIM. SPECIAUX NDA
PETROL, COAL PROD. NES	GREEK	3			3	GREQC	DERIVE PETR. CHARB. NDA
CASTINGS, FORGINGS	OTHER			1	1	AUTRE	MOUL. PIECES FORGEES
PIPES, TUBES: IRON, STEEL	OTHER	6		20	26	AUTRE	TOYAUX, TUBES: FER, ACIER
ALUMINIUM	LIBER			265	265	LIBER	ALUMINIUM
	U S A			803	803	E-U	
	OTHER	53			53	AUTRE	
COMMODITY TOTAL		53		1,068	1,121		TOTAL DE MARCHANDISE
COPPER AND ALLOYS	OTHER	13			13	AUTRE	CUIVRE ET ALLIAGES
NICKEL AND ALLOYS	U S A			57	57	E-U	NICKEL ET ALLIAGES
ZINC AND ALLOYS	GER		11		11	ALL	ZINC ET ALLIAGES
	GREEK		2		2	GREQC	
	NORW			202	202	NORV	
	OTHER	185		50	235	AUTRE	
COMMODITY TOTAL		185	13	252	450		TOTAL DE MARCHANDISE
NON-FERROUS METALS NES	OTHER	2			2	AUTRE	METAUX NON-FERREUX NDA
METAL FAB. BASIC PROD.	OTHER	121			121	AUTRE	OUVR. DE BASE EN METAL
BRICKS, TILES NES	GREEK	49			49	GREQC	BRIQUES, TUILES NDA
	OTHER	164			164	AUTRE	
COMMODITY TOTAL		213			213		TOTAL DE MARCHANDISE
MISC. FABRICATED PROD.	OTHER	1			1	AUTRE	OUVRAGES DIVERS
TRACTORS	OTHER	35			35	AUTRE	TRACTEURS
MACHINERY NES	GER	1			1	ALL	MACHINES NDA
	GREEK	449	370		819	GREQC	
	LIBER			42	42	LIBER	
	U S A			37	37	E-U	
	OTHER	195		6	201	AUTRE	
COMMODITY TOTAL		645	370	85	1,100		TOTAL DE MARCHANDISE
PASS. AUTOS AND CHASSIS	OTHER	5			5	AUTRE	VOITURES PART., CHASSIS
TRUCKS AND CHASSIS	OTHER	5		14	19	AUTRE	CAMIONS ET CHASSIS
MOTOR VEHICLE ENGINES	OTHER	834			834	AUTRE	MOTEURS DE VEH. AUTOM.
AND MOTOR VEH. NES	OTHER	16			16	AUTRE	VEH. AUTOM. ROUTIERS NDA

TABLE 1A. COMMODITIES LOADED FOR FOREIGN COUNTRIES BY COUNTRY OF DESTINATION, REGISTRY OF VESSEL AND CANADIAN REGION - 1977

TABLEAU 1A. MARCHANDISES CHARGÉES A DESTINATION DE PAYS ÉTRANGERS SELON LE PAYS DE DESTINATION, L'IMMATRICULATION DU NAVIRE ET LA RÉGION DU CANADA - 1977

		SHORT TONS - TONNES COURTES						
COUNTRY OF DESTINATION AND KIND OF CARGO	REGISTRY OF VESSEL	ATLANTIC ATLANTIQUE	GREAT LAKES GRANDS LACS	PACIFIC PACIFIQUE	TOTAL TOTAL	IMMATRIC. DU NAVIRE	PAYS DE DESTINATION ET MARCHANDISE	
<b>CHILE</b>	<b>CONT.</b>						<b>CHILI</b>	
SHIPS, AIRCRAFT, MTS. VEH EQUIPMENT MISC.	OTHER	2			2	AUTRE	NAVIRES, AVIONS, VEH. DIV	
	GREEK	2			2	GRECQ	MATERIEL DIVERS	
	U S A			11	11	E-U		
	OTHER	135			135	AUTRE		
<b>COMMODITY TOTAL</b>		<b>137</b>		<b>11</b>	<b>148</b>		<b>TOTAL DE MARCHANDISE</b>	
PERSONAL, HOUSEHOLD GOODS	GREEK		3		3	GRECQ	ART. PERS. ET MENAGERS	
	U S A			5	5	E-U		
	OTHER	39			39	AUTRE		
<b>COMMODITY TOTAL</b>		<b>39</b>	<b>3</b>	<b>5</b>	<b>47</b>		<b>TOTAL DE MARCHANDISE</b>	
CONTAINERS, CLOSURES	OTHER	14			14	AUTRE	CONTENEURS, FERMETURES	
MISC. END PRODUCTS NES	OTHER	637			721	AUTRE	PRODUITS FINIS DIV. NDA	
GENERAL CARGO	U S A			11	11	E-U	MARCHANDISES DIVERSES	
	OTHER	25			25	AUTRE		
<b>COMMODITY TOTAL</b>		<b>25</b>		<b>11</b>	<b>36</b>		<b>TOTAL DE MARCHANDISE</b>	
CONTAINERIZED FREIGHT	U S A			4	4	E-U	FRET CONTENEURISE	
	OTHER	205			205	AUTRE		
<b>COMMODITY TOTAL</b>		<b>205</b>		<b>4</b>	<b>209</b>		<b>TOTAL DE MARCHANDISE</b>	
<b>COUNTRY/REGION TOTAL</b>		<b>17,749*</b>	<b>466*</b>	<b>147,875*</b>	<b>166,09D*</b>		<b>TOTAL DE PAYS/REGION</b>	
<b>COLOMBIA</b>							<b>COLOMBIE</b>	
FISH, CANNED	OTHER	8		1	9	AUTRE	POISSON EN ROITES	
MILK POWDER	GREEK	2,420			2,420	GRECQ	LAIT EN POUFRE	
	PANAM	5			5	PANAM		
	OTHER	1,327			1,327	AUTRE		
<b>COMMODITY TOTAL</b>		<b>3,752</b>			<b>3,752</b>		<b>TOTAL DE MARCHANDISE</b>	
BARLEY	GREEK	12,106			12,106	GRECQ	ORGE	
	LIBER		12,732		12,732	LIBER		
	PANAM		9,528		9,528	PANAM		
	OTHER		31,644		31,644	AUTRE		
<b>COMMODITY TOTAL</b>		<b>12,106</b>	<b>53,904</b>		<b>66,010</b>		<b>TOTAL DE MARCHANDISE</b>	
APPLES	U S A			69	69	E-U	PDMMES	
	OTHER			52	52	AUTRE		
<b>COMMODITY TOTAL</b>				<b>121</b>	<b>121</b>		<b>TOTAL DE MARCHANDISE</b>	
VEGETABLES, DRIED	GER		482		482	ALL	LEGUMES, SECS	
	U S A			663	663	E-U		
	OTHER			2,369	2,369	AUTRE		
<b>COMMODITY TOTAL</b>			<b>482</b>	<b>3,032</b>	<b>3,514</b>		<b>TOTAL DE MARCHANDISE</b>	
VEGETABLE PREP. NES	U S A			550	550	E-U	PREP. DE LEGUMES NDA	
DIST. ALCOHOLIC BEV.	GER	1			1	ALL	BDTSS. ALCOOL. DIST.	
	GREEK	1			1	GRECQ		
	OTHER	2			2	AUTRE		
<b>COMMODITY TOTAL</b>		<b>4</b>			<b>4</b>		<b>TOTAL DE MARCHANDISE</b>	
SEEDS FOR SOWING NES	OTHER			55	55	AUTRE	GRAINES DE SEMENCE NDA	
TEXTILE FIBRES NES	OTHER			212	212	AUTRE	FIBRES TEXTILES NDA	
ZINC ORE AND CONC.	OTHER			110	110	AUTRE	MINERAI, CONC. DE ZINC	
IRON AND STEEL SCRAP	GREEK	47			47	GRECQ	DECHETS DE FER, DACIER	
ASBESTOS	JAPAN	4,519			4,519	JAPON	AMIANTE	
	PANAM	849			849	PANAM		
	U S A			151	151	E-U		
	OTHER	8,904		1,004	9,908	AUTRE		
<b>COMMODITY TOTAL</b>		<b>14,272</b>		<b>1,155</b>	<b>15,427</b>		<b>TOTAL DE MARCHANDISE</b>	
SULPHUR IN ORES	GREEK			13,290	13,290	GRECQ	SOUFRE EN MINERAI	
PULP	GREEK	840			840	GRECQ	PATE	
	PANAM	279			279	PANAM		
	U S A			105	105	E-U		
	OTHER	1,022			2,460	AUTRE		
<b>COMMODITY TOTAL</b>		<b>2,141</b>		<b>2,565</b>	<b>4,706</b>		<b>TOTAL DE MARCHANDISE</b>	
NEWSPRINT PAPER	GREEK	3,140			3,140	GRECQ	PAPIER JOURNAL	
	NETH	786			786	P. BAS		
	NORW	18,876			18,876	NORV		
	LIBER	7,038			7,038	LIBER		
	PANAM	2,350			2,350	PANAM		
	U S A			110	110	E-U		
	OTHER	7,470		2,835	10,305	AUTRE		
<b>COMMODITY TOTAL</b>		<b>39,660</b>		<b>2,945</b>	<b>42,605</b>		<b>TOTAL DE MARCHANDISE</b>	
PAPER NES	GREEK	110	16		126	GRECQ	PAPIER NDA	
	OTHER	270		1,651	1,921	AUTRE		
<b>COMMODITY TOTAL</b>		<b>380</b>	<b>16</b>	<b>1,651</b>	<b>2,047</b>		<b>TOTAL DE MARCHANDISE</b>	
PAPERBOARD	OTHER			1,102	1,102	AUTRE	CARTON	
BLDG. PAPER AND BOARD	OTHER	7			7	AUTRE	PLAQ. CONSTR., PAP/CART.	
TEXTILE FAB. MTL NES	OTHER	5,915			5,915	AUTRE	OUVR. EN MAT. TEXT. NDA	
VEG. OILS, FATS NES	GREEK	22			22	GRECQ	HUIL. MAT. GRAS. VEG. NDA	
OILS, FATS, WAXES NES	GREEK	305			305	GRECQ	HUIL. MAT. GRAS. CIRE NDA	
	PANAM	24			24	PANAM		
	OTHER	34			34	AUTRE		
<b>COMMODITY TOTAL</b>		<b>363</b>			<b>363</b>		<b>TOTAL DE MARCHANDISE</b>	
METALLIC SALTS	OTHER	3			3	AUTRE	SELS METALLIQUES	
INORGANIC CHEMS. NES	GREEK	134			134	GRECQ	PROD. CHIM. INORG. NDA	
	PANAM	12			12	PANAM		
	OTHER	47		160	207	AUTRE		
<b>COMMODITY TOTAL</b>		<b>193</b>		<b>160</b>	<b>353</b>		<b>TOTAL DE MARCHANDISE</b>	
ORGANIC CHEMICALS NES	GREEK	513			513	GRECQ	PROD. CHIM. ORGAN. NDA	
	PANAM	3			3	PANAM		
	OTHER	20			20	AUTRE		
<b>COMMODITY TOTAL</b>		<b>536</b>			<b>536</b>		<b>TOTAL DE MARCHANDISE</b>	



TABLE 1A. COMMODITIES LOADED FOR FOREIGN COUNTRIES BY COUNTRY OF DESTINATION, REGISTRY OF VESSEL AND CANADIAN REGION - 1977

TABLEAU 1A. MARCHANDISES CHARGÉES A DESTINATION DE PAYS ÉTRANGERS SELON LE PAYS DE DESTINATION, L'IMMATICULATION DU NAVIRE ET LA RÉGION DU CANADA - 1977

		SHORT TONS - TONNES COURTES						
COUNTRY OF DESTINATION AND KIND OF CARGO	REGISTRY OF VESSEL	ATLANTIC ATLANTIQUE	GREAT LAKES GRANDS LACS	PACIFIC PACIFIQUE	TOTAL TOTAL	IMMATIC. DU NAVIRE	PAYS DE DESTINATION ET MARCHANDISE	
COLOMBIA CONT. EXPLOS., FUSES, CAPS	DENMK	176			176	DANMK	COLOMBIE SUITE EXPLOS., AMORCES, DET.	
	OTHER	477			477	AUTRE		
COMMODITY TOTAL		653			653		TOTAL DE MARCHANDISE	
AGRICULTURAL CHEMICALS	OTHER	11			11	AUTRE	PROD. CHIM. AGRICOLES	
PLASTIC MATERIALS	GREEK	4	11		15	GRECQ	MATIERES PLASTIQUES	
	U S A					E-U		
	OTHER	31			31	AUTRE		
COMMODITY TOTAL		35	11		37		TOTAL DE MARCHANDISE	
DYESTUFF, PIGMENT, PAINT	OTHER	10			10	AUTRE	MAT. COLOR. PIG. PEINTURE	
CHEM. SPECIALTIES NES	OTHER	15			15	AUTRE	PROD. CHIM. SPECIAUX NDA	
CASTINGS, FORGINGS	PANAM	7			7	PANAM	MOUL. PIECES FORGEES	
BARNS AND RODS, STEEL	GREEK		2		2	GRECQ	BARRES ET TIGES ACIER	
	U S A					E-U		
COMMODITY TOTAL			2		2		TOTAL DE MARCHANDISE	
PLATE & SHEET STEEL	GER		13		13	ALL	TOLES, FEUILLES D'ACIER	
	GREEK	172	1,143		1,315	GRECQ		
	OTHER	200			200	AUTRE		
COMMODITY TOTAL		372	1,156		1,528		TOTAL DE MARCHANDISE	
PIPES, TUBES: IRON, STEEL	GER		103		103	ALL	TUYAUX, TUBES: FER, ACIER	
	GREEK		38		38	GRECQ		
	OTHER	1			1	AUTRE		
COMMODITY TOTAL		1	141		142		TOTAL DE MARCHANDISE	
ALUMINUM	OTHER	704		5,228	5,932	AUTRE	ALUMINIUM	
COPPER AND ALLOYS	OTHER	24			24	AUTRE	CUIVRE ET ALLIAGES	
NICKEL AND ALLYS	PANAM	1			1	PANAM	NICKEL ET ALLIAGES	
	U S A			2	2	E-U		
	OTHER	54			54	AUTRE		
COMMODITY TOTAL		55		2	57		TOTAL DE MARCHANDISE	
ZINC AND ALLOYS	OTHER			551	551	AUTRE	ZINC ET ALLIAGES	
NON-FERROUS METALS NES	OTHER	53			53	AUTRE	METAUX NON-FERREUX NDA	
METAL FAB. BASIC PROD.	GREEK		4		4	GRECQ	OUVR. DE BASE EN METAL	
	OTHER	23			23	AUTRE		
COMMODITY TOTAL		23	4		27		TOTAL DE MARCHANDISE	
BRICKS, TILES NES	OTHER	56			56	AUTRE	BRIQUES, TILES NDA	
GLASS BASIC PRODUCTS	OTHER	1			1	AUTRE	OUVR. DE BASE EN VERRE	
ASBESTOS BASIC PROD.	OTHER	1			1	AUTRE	OUVR. DE BASE AMIANTE	
MISC. FABRICATED PROD.	GREEK	1	1		2	GRECQ	OUVRAGES DIVERS	
TRACTORS	GREEK	44			44	GRECQ	TRACTEURS	
	PANAM	19			19	PANAM		
	OTHER	3			3	AUTRE		
COMMODITY TOTAL		66			66		TOTAL DE MARCHANDISE	
MACHINERY NES	GER	1			1	ALL	MACHINES NDA	
	GREEK	15	119		134	GRECQ		
	PANAM	5			5	PANAM		
	U S A			21	21	E-U		
	OTHER	199			199	AUTRE		
COMMODITY TOTAL		220	119	21	360		TOTAL DE MARCHANDISE	
PASS. AUTOS AND CHASSIS	GER	2			2	ALL	VOITURES PART., CHASSIS	
	GREEK	5	2		7	GRECQ		
	OTHER	1			1	AUTRE		
COMMODITY TOTAL		8	2		10		TOTAL DE MARCHANDISE	
TRUCKS AND CHASSIS	GREEK	6			6	GRECQ	CAMIONS ET CHASSIS	
	OTHER	8			8	AUTRE		
COMMODITY TOTAL		14			14		TOTAL DE MARCHANDISE	
MOTOR VEHICLE ENGINES	GREEK	39	22		61	GRECQ	MOTEURS DE VEH. AUTOM.	
	PANAM	5			5	PANAM		
	OTHER	40			40	AUTRE		
COMMODITY TOTAL		84	22		106		TOTAL DE MARCHANDISE	
RUBBER TIRES AND TUBES	GREEK	22			22	GRECQ	PNEUS, CHAMBRES A AIR	
	OTHER	1			1	AUTRE		
COMMODITY TOTAL		1	22		23		TOTAL DE MARCHANDISE	
EQUIPMENT MISC.	GER		3		3	ALL	MATERIEL DIVERS	
	GREEK		2		2	GRECQ		
	OTHER	31			31	AUTRE		
COMMODITY TOTAL		31	5		36		TOTAL DE MARCHANDISE	
PERSONAL, HOUSEHOLD GOODS	GREEK		2		2	GRECQ	ART. PERS. ET MENAGERS	
	U S A			1	1	E-U		
	OTHER	44			44	AUTRE		
COMMODITY TOTAL		44	2	1	47		TOTAL DE MARCHANDISE	
CONTAINERS, CLOSURES	GREEK		6		6	GRECQ	CONTENEURS, FERMETURES	
	OTHER			21	21	AUTRE		
COMMODITY TOTAL			6	21	27		TOTAL DE MARCHANDISE	
MISC. END PRODUCTS NES	GREEK	9	12		21	GRECQ	PRODUITS FINIS DIV. NDA	
	U S A			2	2	E-U		
	OTHER	26			26	AUTRE		
COMMODITY TOTAL		35	12	2	49		TOTAL DE MARCHANDISE	
GENERAL CARGO	GREEK	27			27	GRECQ	MARCHANDISES DIVERSES	
	OTHER	1			1	AUTRE		
COMMODITY TOTAL		28			28		TOTAL DE MARCHANDISE	
CONTAINERIZED FREIGHT	GREEK	65			65	GRECQ	FRET CONTENEURESE	
	U S A			211	211	E-U		
	OTHER	748			748	AUTRE		
COMMODITY TOTAL		813		211	1,024		TOTAL DE MARCHANDISE	
COUNTRY/REGION TOTAL		82,775*	55,907*	38,592*	177,274*		TOTAL DE PAYS/REGION	

TABLE 1A. COMMODITIES LOADED FOR FOREIGN COUNTRIES BY COUNTRY OF DESTINATION, REGISTRY OF VESSEL AND CANADIAN REGION - 1977

TABLEAU 1A. MARCHANDISES CHARGÉES À DESTINATION DE PAYS ÉTRANGERS SELON LE PAYS DE DESTINATION, L'IMMATRICULATION DU NAVIRE ET LA RÉGION DU CANADA - 1977

COUNTRY OF DESTINATION AND KIND OF CARGO	REGISTRY OF VESSEL	SHORT TONS - TONNES COURTES				TOTAL TOTAL	IMMATIC. DU NAVIRE	PAYS DE DESTINATION ET MARCHANDISE
		ATLANTIC ATLANTIQUE	GREAT LAKES GRANDS LACS	PACIFIC PACIFIQUE	TOTAL			
<b>EQUADOR</b>							<b>EQUATEUR</b>	
MILK POWDER	OTHER	133				133	AUTRE LAIT EN POUDRE	
DAIRY PROD. EGGS, HONEY	OTHER	22				22	AUTRE PROD. LAIT., ŒUFS, MIEL	
MALT AND MALT FLOUR	PANAM	529				529	PANAM MALT ET FARINE DE MALT	
APPLES	OTHER			46		46	AUTRE POMMES	
VEGETABLES, DRIED	OTHER	83				83	AUTRE LEGUMES, SECS	
DIST. ALCOHOLIC BEV.	GREEK		1			1	GRECQ BOISS. ALCOOL. DIST.	
ASBESTOS	GER	251				251	ALL AMIANTE	
	GREEK	1,557				1,557	GRECQ	
	NORW			540		540	NORV	
	U S A			822		822	E-U	
	OTHER	5		212		217	AUTRE	
<b>COMMODITY TOTAL</b>		<b>1,813</b>		<b>1,574</b>		<b>3,387</b>	<b>TOTAL DE MARCHANDISE</b>	
CRUDE NON-MET. MIN. NES	OTHER	6				6	AUTRE MIN. NON-MET. BRUTS NDA	
PULP	OTHER	52		2,000		2,052	AUTRE PATE	
NEWSPRINT PAPER	GER	1,653				1,653	ALL PAPIER JOURNAL	
	NORW	2,926		4,410		7,336	NORV	
	LIBER			1,095		1,095	LIBER	
	PANAM	551				551	PANAM	
	U S A			9		9	E-U	
	OTHER	1,781		3,247		5,028	AUTRE	
<b>COMMODITY TOTAL</b>		<b>6,911</b>		<b>8,761</b>		<b>15,672</b>	<b>TOTAL DE MARCHANDISE</b>	
PAPER NES	GER	13				13	ALL PAPIER NDA	
	NORW			198		198	NORV	
	OTHER	360				360	AUTRE	
<b>COMMODITY TOTAL</b>		<b>373</b>		<b>198</b>		<b>571</b>	<b>TOTAL DE MARCHANDISE</b>	
PAPERBOARD	U K	3,322				3,322	R U	
	DENMK	3,297				3,297	DANMK	
	GER	1,632				1,632	ALL	
	PANAM	3,371				3,371	PANAM	
	OTHER	149				149	AUTRE	
<b>COMMODITY TOTAL</b>		<b>11,771</b>				<b>11,771</b>	<b>TOTAL DE MARCHANDISE</b>	
BLDG. PAPER AND BOARD	OTHER	5				5	AUTRE	
WET MACHINE BOARD	GER		2			2	ALL	
	OTHER	2				2	AUTRE	
<b>COMMODITY TOTAL</b>		<b>2</b>	<b>2</b>			<b>4</b>	<b>TOTAL DE MARCHANDISE</b>	
CORDAGE, TWINE, ROPE	OTHER	9				9	AUTRE	
TEXTILE FAB. MTL NES	OTHER	49				49	AUTRE	
VEG. OILS, FATS NES	OTHER	73				73	AUTRE	
OILS, FATS, WAXES NES	OTHER	1		590		591	AUTRE	
INORGANIC CHEMS. NES	GREEK	29				29	GRECQ	
	OTHER	42				42	AUTRE	
<b>COMMODITY TOTAL</b>		<b>71</b>				<b>71</b>	<b>TOTAL DE MARCHANDISE</b>	
ORGANIC CHEMICALS NES	OTHER	22				22	AUTRE	
EXPLOS., FUSES, CAPS	DENMK	1				1	DANMK	
	OTHER	506				506	AUTRE	
<b>COMMODITY TOTAL</b>		<b>507</b>				<b>507</b>	<b>TOTAL DE MARCHANDISE</b>	
AGRICULTURAL CHEMICALS	OTHER	2				2	AUTRE	
SYNTHETIC RUBBER	OTHER	16				16	AUTRE	
PLASTIC MATERIALS	GREEK	348	58			406	GRECQ	
	OTHER	73				73	AUTRE	
<b>COMMODITY TOTAL</b>		<b>421</b>	<b>58</b>			<b>479</b>	<b>TOTAL DE MARCHANDISE</b>	
DYESTUFF, PIGMENT, PAINT	GREEK		4			4	GRECQ	
	OTHER	2				2	AUTRE	
<b>COMMODITY TOTAL</b>		<b>2</b>	<b>4</b>			<b>6</b>	<b>TOTAL DE MARCHANDISE</b>	
CHEM. SPECIALTIES NES	OTHER	1				1	AUTRE	
LUBRICATING OIL, GREASE	OTHER	23				23	AUTRE	
FERRO-ALLOYS	OTHER	35				35	AUTRE	
CASTINGS, FORGINGS	OTHER	2				2	AUTRE	
PLATE & SHEET STEEL	GER		325			325	ALL	
	GREEK		1,835			1,835	GRECQ	
<b>COMMODITY TOTAL</b>			<b>2,160</b>			<b>2,160</b>	<b>TOTAL DE MARCHANDISE</b>	
STRUCTURAL SHAPES	OTHER	55				55	AUTRE	
PIPES, TUBES: IRON, STEEL	OTHER	6				6	AUTRE	
WIRE	OTHER	26				26	AUTRE	
ALUMINUM	U S A			17		17	E-U	
	OTHER	33		33		66	AUTRE	
<b>COMMODITY TOTAL</b>		<b>33</b>		<b>50</b>		<b>83</b>	<b>TOTAL DE MARCHANDISE</b>	
COPPER AND ALLOYS	OTHER	104				104	AUTRE	
LEAD AND ALLOYS	OTHER			22		22	AUTRE	
NICKEL AND ALLOYS	OTHER	1				1	AUTRE	
ZINC AND ALLOYS	OTHER			236		236	AUTRE	
METAL FAB. BASIC PROD.	GREEK	199				199	GRECQ	
	OTHER	47				47	AUTRE	
<b>COMMODITY TOTAL</b>		<b>246</b>				<b>248</b>	<b>TOTAL DE MARCHANDISE</b>	
BRICKS, TILES NES	GREEK	342				342	GRECQ	
GLASS BASIC PRODUCTS	OTHER	2				2	AUTRE	
NON-MET. MIN. BASIC PROD.	OTHER	1				1	AUTRE	
MISC. FABRICATED PROD.	GREEK	56				56	GRECQ	
	OTHER	1				1	AUTRE	
<b>COMMODITY TOTAL</b>		<b>57</b>				<b>57</b>	<b>TOTAL DE MARCHANDISE</b>	
MACHINERY NES	GREEK		20			20	GRECQ	
	OTHER	601				601	AUTRE	
<b>COMMODITY TOTAL</b>		<b>601</b>	<b>20</b>			<b>621</b>	<b>TOTAL DE MARCHANDISE</b>	
RAILWAY ROLLING STOCK	OTHER	18				18	AUTRE	
PASS. AUTOS AND CHASSIS	GREEK	1				1	GRECQ	
	OTHER	8				8	AUTRE	
<b>COMMODITY TOTAL</b>		<b>9</b>				<b>9</b>	<b>TOTAL DE MARCHANDISE</b>	

TABLE 1A. COMMODITIES LOADED FOR FOREIGN COUNTRIES BY COUNTRY OF DESTINATION, REGISTRY OF VESSEL AND CANADIAN REGION - 1977

TABLEAU 1A. MARCHANDISES CHARGÉES À DESTINATION DE PAYS ÉTRANGERS SELON LE PAYS DE DESTINATION, L'IMMATRICULATION DU NAVIRE ET LA RÉGION DU CANADA - 1977

COUNTRY OF DESTINATION AND KIND OF CARGO	REGISTRY OF VESSEL	SHORT TONS - TONNES COURTES			TOTAL	IMMATIC. DU NAVIRE	PAYS DE DESTINATION ET MARCHANDISE
		ATLANTIC ATLANTIQUE	GREAT LAKES GRANDS LACS	PACIFIC PACIFIQUE			
<b>ECUADOR</b>							<b>EQUATEUR</b>
TRUCKS AND CHASSIS	GREEK	2			2	GRECQ	CAMIONS ET CHASSIS
MOTOR VEHICLE ENGINES	OTHER	20			20	AUTRE	MOTEURS DE VEH. AUTOM.
RUBBER TIRES AND TUBES	OTHER	2			2	AUTRE	PNEUS, CHAMBRES A AIR
EQUIPMENT MISC.	GREEK	1	17		18	GRECQ	MATERIEL DIVERS
	U S A			1	1	E-U	
	OTHER	1,372			1,372	AUTRE	
<b>COMMODITY TOTAL</b>		<b>1,373</b>	<b>17</b>	<b>1</b>	<b>1,391</b>		<b>TOTAL DE MARCHANDISE</b>
PERSONAL/HOUSEHOLD GOODS	GER		2		2	ALL	ART. PERS. ET MENAGERS
	GREEK	501	1		502	GRECQ	
	OTHER	8		6	14	AUTRE	
<b>COMMODITY TOTAL</b>		<b>509</b>	<b>3</b>	<b>6</b>	<b>518</b>		<b>TOTAL DE MARCHANDISE</b>
CONTAINERS, CLOSURES	GREEK	22			22	GRECQ	CONTENEURS, FERMETURES
	LIBER			2	2	LIBER	
	OTHER	8			8	AUTRE	
<b>COMMODITY TOTAL</b>		<b>30</b>		<b>2</b>	<b>32</b>		<b>TOTAL DE MARCHANDISE</b>
MISC. END PRODUCTS NES	GER	16			16	ALL	PRODUITS FINIS DIV. NDA
	GREEK	1			1	GRECQ	
	OTHER	177			177	AUTRE	
<b>COMMODITY TOTAL</b>		<b>194</b>			<b>194</b>		<b>TOTAL DE MARCHANDISE</b>
GENERAL CARGO	PANAM	110			110	PANAM	MARCHANDISES DIVERSES
	OTHER	96			96	AUTRE	
<b>COMMODITY TOTAL</b>		<b>206</b>			<b>206</b>		<b>TOTAL DE MARCHANDISE</b>
CONTAINERIZED FREIGHT	GREEK	8			8	GRECQ	FRET CONTENEURS E-F
	OTHER	7			7	AUTRE	
<b>COMMODITY TOTAL</b>		<b>15</b>			<b>15</b>		<b>TOTAL DE MARCHANDISE</b>
<b>COUNTRY/REGION TOTAL</b>		<b>26,786*</b>	<b>2,265*</b>	<b>13,488*</b>	<b>42,539*</b>		<b>TOTAL DE PAYS/REGION</b>
<b>PERU</b>							<b>PEROU</b>
MILK POWDER	OTHER	110			110	AUTRE	LAIT EN POUVRE
BARLEY	GER		4,630		4,630	ALL	ORGE
	PANAM		5,677		5,677	PANAM	
<b>COMMODITY TOTAL</b>			<b>10,307</b>		<b>10,307</b>		<b>TOTAL DE MARCHANDISE</b>
OATS	GER		551		551	ALL	AVOINE
	GREEK		231		231	GRECQ	
	LIBER			3,307	3,307	LIBER	
<b>COMMODITY TOTAL</b>			<b>782</b>	<b>3,307</b>	<b>4,089</b>		<b>TOTAL DE MARCHANDISE</b>
WHEAT	LIBER			28,936	28,936	LIBER	BLE
	OTHER			40,307	40,307	AUTRE	
<b>COMMODITY TOTAL</b>				<b>69,243</b>	<b>69,243</b>		<b>TOTAL DE MARCHANDISE</b>
WHEAT FLOUR	OTHER	253			253	AUTRE	FARINE DE BLE
CEREALS MILLED, NES	OTHER	49			49	AUTRE	CEREALES MOULUES, NDA
VEGETABLES, DRIED	OTHER	30			30	AUTRE	LEGUMES, SECS
VEGETABLE PREP. NES	OTHER	12			12	AUTRE	PREP. DE LEGUMES NDA
SUGAR, NES	GER	28			28	ALL	SUCRE, NDA
MISC. FOOD PREP. NES	OTHER	4			4	AUTRE	DIV. PREP. ALIM. NDA
BOLTS, ROUND TIMBER	OTHER			71	71	AUTRE	BILLOTS, BOIS ROUNDS
ASBESTOS	U S A			1,006	1,006	E-U	AMIANTE
	OTHER	1,767			1,767	AUTRE	
<b>COMMODITY TOTAL</b>		<b>1,767</b>		<b>1,006</b>	<b>2,773</b>		<b>TOTAL DE MARCHANDISE</b>
SULPHUR IN ORES	GREEK			3,570	3,570	GRECQ	SOUFRE EN MINERAI
LUMBER AND TIMBER	OTHER			798	798	AUTRE	BOIS D'OEUVRE ET CHARP.
PULP	GREEK	10		566	576	GRECQ	PATE
	OTHER	605		3,770	4,375	AUTRE	
<b>COMMODITY TOTAL</b>		<b>615</b>		<b>4,336</b>	<b>4,951</b>		<b>TOTAL DE MARCHANDISE</b>
NEWSPRINT PAPER	GREEK	441		485	926	GRECQ	PAPIER JOURNAL
	NORW	3,000			3,000	NORV	
	OTHER	11,357		1,228	12,585	AUTRE	
<b>COMMODITY TOTAL</b>		<b>14,798</b>		<b>1,713</b>	<b>16,511</b>		<b>TOTAL DE MARCHANDISE</b>
PAPER NES	GREEK	4			4	GRECQ	PAPIER NDA
	OTHER	11			11	AUTRE	
<b>COMMODITY TOTAL</b>		<b>15</b>			<b>15</b>		<b>TOTAL DE MARCHANDISE</b>
TEXTILE FAB. MYL NES	OTHER	28			28	AUTRE	OUVR. EN MAT. TEXT. NDA
METALLIC SALTS	OTHER	1			1	AUTRE	SELS METALLIQUES
INORGANIC CHEMS. NES	OTHER	178			178	AUTRE	PROD. CHIM. INORG. NDA
ORGANIC CHEMICALS NES	GER	17			17	ALL	PROD. CHIM. ORGAN. NDA
	GREEK	22			22	GRECQ	
	OTHER	77			77	AUTRE	
<b>COMMODITY TOTAL</b>		<b>116</b>			<b>116</b>		<b>TOTAL DE MARCHANDISE</b>
EXPLOS., FUSES, CAPS	DENMK	70			70	DANMK	EXPLOS., AMORCES, DET.
	OTHER	209			209	AUTRE	
<b>COMMODITY TOTAL</b>		<b>279</b>			<b>279</b>		<b>TOTAL DE MARCHANDISE</b>
AGRICULTURAL CHEMICALS	OTHER	30			30	AUTRE	PROD. CHIM. AGRICOLES
SYNTHETIC RUBBER	OTHER	22			22	AUTRE	CAOUTCHOUC SYNTHETIQUE
PLASTIC MATERIALS	GREEK		33		33	GRECQ	MATIERES PLASTIQUES
	OTHER	435			435	AUTRE	
<b>COMMODITY TOTAL</b>		<b>435</b>	<b>33</b>		<b>468</b>		<b>TOTAL DE MARCHANDISE</b>
DYESTUFF, PIGMENT, PAINT	OTHER	2			2	AUTRE	MAT. COLOR. PIG. PEINTURE
LUBRICATING OIL, GREASE	GREEK		13		13	GRECQ	HUILE, GRAISSE LUBRIF.
PETROL, COAL PROD. NES	GREEK	10		24	34	GRECQ	DERIVE PETR. CHARB. NDA
CASTINGS, FDRGINGS	OTHER	15			15	AUTRE	MOUL. PIECES FORGEES
PLATE & SHEET STEEL	GREEK	2			2	GRECQ	TILES, FEUILLES D'ACIER
	OTHER	5,243			5,243	AUTRE	
<b>COMMODITY TOTAL</b>		<b>5,245</b>			<b>5,245</b>		<b>TOTAL DE MARCHANDISE</b>
STRUCTURAL SHAPES	OTHER	81			81	AUTRE	PROFILES DE CONSTRUCT.



TABLE 1A. COMMODITIES LOADED FOR FOREIGN COUNTRIES BY COUNTRY OF DESTINATION, REGISTRY OF VESSEL AND CANADIAN REGION - 1977

TABLEAU 1A. MARCHANDISES CHARGÉES À DESTINATION DE PAYS ÉTRANGERS SELON LE PAYS DE DESTINATION, L'IMMATRICULATION DU NAVIRE ET LA RÉGION DU CANADA - 1977

		SHORT TONS - TONNES COURTES						
COUNTRY OF DESTINATION AND KIND OF CARGO	REGISTRY OF VESSEL	ATLANTIC ATLANTIQUE	GREAT LAKES GRANOS LACS	PACIFIC PACIFIQUE	TOTAL TOTAL	IMMATIC. DU NAVIRE	PAYS DE DESTINATION ET MARCHANDISE	
<b>PERU CONT.</b>							<b>PERU SUITE</b>	
RAILS & TRACK MATERIAL	OTHER	1,325			1,325	AUTRE	PAILS, MAT. VOIE FERREE	
PIPES, TUBES: IRON, STEEL	OTHER	630		20	650	AUTRE	TUYAUX, TUBES: FER, ACIER	
WIRE	OTHER	31			31	AUTRE	FIL METALLIQUE	
ALUMINUM	GREEK			253	253	GREQ	ALUMINIUM	
	OTHER	1,761		408	2,169	AUTRE		
<b>COMMODITY TOTAL</b>		<b>1,761</b>		<b>661</b>	<b>2,422</b>		<b>TOTAL DE MARCHANDISE</b>	
METAL FAB. BASIC PROD.	GREEK	59			59	GREQ	OUVR. DE BASE EN METAL	
	OTHER	47		1	48	AUTRE		
<b>COMMODITY TOTAL</b>		<b>106</b>		<b>1</b>	<b>107</b>		<b>TOTAL DE MARCHANDISE</b>	
ASBESTOS BASIC PROD.	OTHER	2			2	AUTRE	OUVR. DE BASE AMIANTE	
CEMENT	OTHER	16			16	AUTRE	CIMENT	
MACHINERY NES	GREEK			23	23	GREQ	MACHINES NDA	
	U S A			19	19	E-U		
	OTHER	636		1	637	AUTRE		
<b>COMMODITY TOTAL</b>		<b>636</b>		<b>43</b>	<b>679</b>		<b>TOTAL DE MARCHANDISE</b>	
RAILWAY ROLLING STOCK	OTHER	571			571	AUTRE	MAT. ROUL. DE CH. DE FER	
PASS. AUTOS AND CHASSIS	GREEK	2			2	GREQ	VOITURES PART., CHASSIS	
	OTHER	2			2	AUTRE		
<b>COMMODITY TOTAL</b>		<b>4</b>			<b>4</b>		<b>TOTAL DE MARCHANDISE</b>	
TRUCKS AND CHASSIS	GER		61		61	ALL	CAMIONS ET CHASSIS	
	GREEK		60		60	GREQ		
	OTHER	11			11	AUTRE		
<b>COMMODITY TOTAL</b>		<b>11</b>	<b>121</b>		<b>132</b>		<b>TOTAL DE MARCHANDISE</b>	
MOTOR VEHICLE ENGINES	GREEK		2		2	GREQ	MOTEURS DE VEH. AUTOM.	
	OTHER	29			29	AUTRE		
<b>COMMODITY TOTAL</b>		<b>29</b>	<b>2</b>		<b>31</b>		<b>TOTAL DE MARCHANDISE</b>	
ROAD MOTOR VEH. NES	GREEK	3			3	GREQ	VEH. AUTOM. ROUTIERS NDA	
	OTHER	30			30	AUTRE		
<b>COMMODITY TOTAL</b>		<b>33</b>			<b>33</b>		<b>TOTAL DE MARCHANDISE</b>	
SHIPS, AIRCRAFT, MIS. VEH	OTHER			1	1	AUTRE	NAVIRES, AVIONS, VEH. DIV.	
RUBBER TIRES AND TUBES	GREEK		4		4	GREQ	PNEUS, CHAMBRES A AIR	
	OTHER	6			6	AUTRE		
<b>COMMODITY TOTAL</b>		<b>6</b>	<b>4</b>		<b>10</b>		<b>TOTAL DE MARCHANDISE</b>	
EQUIPMENT MISC.	GER		6		6	ALL	MATERIEL DIVERS	
	GREEK	2	52		54	GREQ		
	OTHER	225		8	233	AUTRE		
<b>COMMODITY TOTAL</b>		<b>227</b>	<b>58</b>	<b>8</b>	<b>293</b>		<b>TOTAL DE MARCHANDISE</b>	
PERSONAL, HSEHLD GOODS	OTHER	1		91	92	AUTRE	ART. PERS. ET MENAGERS	
CONTAINERS, CLOSURES	OTHER	5			5	AUTRE	CONTENEURS, FERMETURES	
MISC. END PRODUCTS NES	GREEK	3			3	GREQ	PRODUITS FINIS DIV. NDA	
	OTHER	33			33	AUTRE		
<b>COMMODITY TOTAL</b>		<b>36</b>			<b>36</b>		<b>TOTAL DE MARCHANDISE</b>	
GENERAL CARGO	GREEK			11	11	GREQ	MARCHANDISES DIVERSES	
	OTHER	5		5	10	AUTRE		
<b>COMMODITY TOTAL</b>		<b>5</b>		<b>16</b>	<b>21</b>		<b>TOTAL DE MARCHANDISE</b>	
CONTAINERIZED FREIGHT	U S A			12	12	E-U	FRET CONTENEURESE	
	OTHER	96			96	AUTRE		
<b>COMMODITY TOTAL</b>		<b>96</b>		<b>12</b>	<b>108</b>		<b>TOTAL DE MARCHANDISE</b>	
<b>COUNTRY/REGION TOTAL</b>		<b>29,654*</b>	<b>11,344*</b>	<b>84,897*</b>	<b>125,895*</b>		<b>TOTAL DE PAYS/REGION</b>	
<b>SURINAM</b>							<b>SURINAM</b>	
PAPERBOARD	U K	363			363	R U	CARTON	
<b>COUNTRY/REGION TOTAL</b>		<b>363*</b>	<b>*</b>	<b>*</b>	<b>363*</b>		<b>TOTAL DE PAYS/REGION</b>	
<b>URUGUAY</b>							<b>URUGUAY</b>	
POTATOES	GER	1,878			1,878	ALL	POMMES DE TERRE	
	LIBER	5,528			5,528	LIBER		
	OTHER	11,727			11,727	AUTRE		
<b>COMMODITY TOTAL</b>		<b>19,133</b>			<b>19,133</b>		<b>TOTAL DE MARCHANDISE</b>	
ASBESTOS	OTHER	603		60	663	AUTRE	AMIANTE	
LUMBER AND TIMBER	NORW		179		179	NORW	BOIS D'OEUVRE ET CHARP.	
	OTHER		54		54	AUTRE		
<b>COMMODITY TOTAL</b>			<b>233</b>		<b>233</b>		<b>TOTAL DE MARCHANDISE</b>	
NEWSPRINT PAPER	NORW		214		214	NORW	PAPIER JOURNAL	
	LIBER		56		56	LIBER		
	OTHER	4,995		112	5,107	AUTRE		
<b>COMMODITY TOTAL</b>		<b>4,995</b>		<b>382</b>	<b>5,377</b>		<b>TOTAL DE MARCHANDISE</b>	
ORGANIC CHEMICALS NES	OTHER	7		11	18	AUTRE	PRDD. CHIM. ORGAN. NDA	
ALUMINUM	NORW			239	239	NORW	ALUMINIUM	
	U S A			1,230	1,230	E-U		
<b>COMMODITY TOTAL</b>				<b>1,469</b>	<b>1,469</b>		<b>TOTAL DE MARCHANDISE</b>	
MOTOR VEHICLE ENGINES	OTHER	1			1	AUTRE	MOTEURS DE VEH. AUTOM.	
PERSONAL, HSEHLD GOODS	OTHER	8			8	AUTRE	ART. PERS. ET MENAGERS	
MISC. END PRODUCTS NES	OTHER	1			1	AUTRE	PRODUITS FINIS DIV. NDA	
CONTAINERIZED FREIGHT	U S A			60	60	E-U	FRET CONTENEURESE	
<b>COUNTRY/REGION TOTAL</b>		<b>24,748*</b>	<b>*</b>	<b>2,215*</b>	<b>26,963*</b>		<b>TOTAL DE PAYS/REGION</b>	
<b>VENEZUELA</b>							<b>VENEZUELA</b>	
MEAT AND MEAT PREP. NES	OTHER	39			39	AUTRE	VIANDES ET PREP. NDA	
FISH, CANNED	U S A			21	21	E-U	POISSON EN BOITES	

TABLE 14. COMMODITIES LOADED FOR FOREIGN COUNTRIES BY COUNTRY OF DESTINATION, REGISTRY OF VESSEL AND CANADIAN REGION - 1977

TABLEAU 14. MARCHANDISES CHARGÉES À DESTINATION DE PAYS ÉTRANGERS SELON LE PAYS DE DESTINATION, L'IMMATRICULATION

DU NAVIRE ET LA RÉGION DU CANADA - 1977

SHORT TONS - TONNES COURTES

COUNTRY OF DESTINATION AND KIND OF CARGO	REGISTRY OF VESSEL	ATLANTIC ATLANTIQUE	GREAT LAKES GRANDS LACS	PACIFIC PACIFIQUE	TOTAL TOTAL	IMMATIC. DU NAVIRE	PAYS DE DESTINATION ET MARCHANDISE
VENEZUELA MILK POWDER	U K GER GREEK PANAM OTHER	92 1,406 535 163 432			92 1,406 535 163 432	R U ALL GRECO PANAM AUTRE	VENEZUELA LAIT EN POUDRE
COMMODITY TOTAL		2,628			2,628		TOTAL DE MARCHANDISE
OATS	U K GER GREEK PANAM OTHER	60 261 74 111 569	2,578		60 261 2,652 111 569	R U ALL GRECO PANAM AUTRE	AVOINE
COMMODITY TOTAL		1,075	2,578		3,653		TOTAL DE MARCHANDISE
RYE	U K GER OTHER	7 5 12			7 5 12	R U ALL AUTRE	SEIGLE
COMMODITY TOTAL		24			24		TOTAL DE MARCHANDISE
WHEAT	GER GREEK ITALY PANAM OTHER	70 22,092 21,369 201		32,961	70 22,092 32,961 21,369 201	ALL GRECO ITAL PANAM AUTRE	BLE
COMMODITY TOTAL		43,732		32,961	76,693		TOTAL DE MARCHANDISE
MALT AND MALT FLOUR	GER GREEK PANAM OTHER	884 1,036 908 776			884 1,036 908 776	ALL GRECO PANAM AUTRE	MALT ET FARINE DE MALT
COMMODITY TOTAL		3,604			3,604		TOTAL DE MARCHANDISE
APPLES	U K U S A OTHER			161 1,628 60	161 1,628 60	R U E-U AUTRE	POMMES
COMMODITY TOTAL				1,849	1,849		TOTAL DE MARCHANDISE
FRESH FRUITS, BERRIES	U S A OTHER			110 123	110 123	E-U AUTRE	FRUITS, BAIES FRAIS
COMMODITY TOTAL				233	233		TOTAL DE MARCHANDISE
FRUITS, PREP. CANNED POTATOES	GREEK DENMK GREEK LIBER JAPAN OTHER	6 5,720 9,054 1,673 1,261 3,355			6 5,720 9,054 1,673 1,261 3,355	GRECO DANMK GRECO LIBER JAPON AUTRE	FRUITS PREP. EN BOITE POMMES DE TERRE
COMMODITY TOTAL		21,063			21,063		TOTAL DE MARCHANDISE
VEGETABLES, FRESH	GREEK PANAM OTHER	250 20 2			250 20 2	GRECO PANAM AUTRE	LEGUMES, FRAIS
COMMODITY TOTAL		272			272		TOTAL DE MARCHANDISE
VEGETABLES, FROZEN	U K U S A OTHER			100 212 188	100 212 188	R U E-U AUTRE	LEGUMES, CONGELÉS
COMMODITY TOTAL				500	500		TOTAL DE MARCHANDISE
VEGETABLES, DRIED	U K GER GREEK NORV PANAM OTHER	1,697 221 1,342 627		180 250	1,697 221 1,342 627	R U ALL GRECO NORV PANAM AUTRE	LEGUMES, SECS
COMMODITY TOTAL		3,887		1,135	5,022		TOTAL DE MARCHANDISE
SUGAR, NES SPICES	PANAM GER PANAM	62 34 3			62 34 3	PANAM ALL PANAM	SUCRE, NDA ÉPICES
COMMODITY TOTAL		37			37		TOTAL DE MARCHANDISE
SAUSAGE SKINS, CASINGS MISC. FOOD PREP. NES	GER GER OTHER	6 242 8			6 242 8	ALL ALL AUTRE	BOYAUX À SAUCISSES DIV. PREP. ALIM. NDA
COMMODITY TOTAL		250			250		TOTAL DE MARCHANDISE
GROUND CEREALS NES FEEDS, VEGETABLE ORIGIN	GER GER OTHER	2,874 58 15			2,874 58 15	ALL ALL AUTRE	CÉRÉALES MOULUES NDA PROV. D'ORIGINE VÉGÉTALE
COMMODITY TOTAL		73			73		TOTAL DE MARCHANDISE
CONC. COMPLETE FEEDS	GER PANAM OTHER	66 7 42			66 7 42	ALL PANAM AUTRE	CONC. PROV. COMPLETES
COMMODITY TOTAL		115			115		TOTAL DE MARCHANDISE
DIST. ALCOHOLIC BEV. RAW HIDES AND SKINS	OTHER OTHER	3 8			3 8	AUTRE AUTRE	BOISS. ALCOOL. DIST. PEAUX ET CUIRS BRUT
CRUDE ANIMAL PROD. NES CRUDE WOOD MTL. NES	GER PANAM OTHER	1 14 222			1 14 222	ALL PANAM AUTRE	PR. BRUTS ORIG. ANIM. NDA MATIÈRES BOIS BRUT NDA
COMMODITY TOTAL		236			236		TOTAL DE MARCHANDISE
ASBESTOS	U K GER GREEK PANAM U S A OTHER	173 5,435 793 3,593			173 5,435 793 3,593	R U ALL GRECO PANAM E-U AUTRE	AMIANTE
COMMODITY TOTAL		11,521		110	11,631		TOTAL DE MARCHANDISE
BARYTES, NATURAL	PANAM	4,312			4,312	PANAM	BARYTINE NATURELLE

TABLE 1A. COMMODITIES LOADED FOR FOREIGN COUNTRIES BY COUNTRY OF DESTINATION, REGISTRY OF VESSEL AND CANADIAN REGION - 1977

TABLEAU 1A. MARCHANDISES CHARGÉES À DESTINATION DE PAYS ÉTRANGERS SELON LE PAYS DE DESTINATION, L'IMMATRICULATION

DU NAVIRE ET LA RÉGION DU CANADA - 1977

SHORT TONS - TONNES COURTES

COUNTRY OF DESTINATION AND KIND OF CARGO	REGISTRY OF VESSEL	ATLANTIC ATLANTIQUE	GREAT LAKES GRANDS LACS	PACIFIC PACIFIQUE	TOTAL TOTAL	IMMATRIC. DU NAVIRE	PAYS DE DESTINATION ET MARCHANDISE
VENEZUELA	CONV.						VENEZUELA
WASTE AND SCRAP NES	GER	370			370	ALL	DECHETS ET PERITS NDA
RUBBER FAB. MATERIALS	GREEK		4		4	GRECO	DEMI-PROD. CAOUTCHOUC
LUMBER AND TIMBER	GER	142			142	ALL	BOIS OEUVRE ET CHARP.
	GREEK			6,557	6,557	GRECO	
	LIBER			2,238	2,238	LIBER	
	PANAM	42			42	PANAM	
COMMODITY TOTAL		184		8,795	8,979		TOTAL DE MARCHANDISE
SAWMILL PRODUCTS NES	GER	17			17	ALL	SCIAGES NDA
WOOD FAB. MATERIALS	GER	77			77	ALL	DEMI-PRODUITS EN BOIS
	PANAM	2			2	PANAM	
COMMODITY TOTAL		79			79		TOTAL DE MARCHANDISE
PULP	U K			1,483	1,483	R U	PATE
	GER	2,003		3,020	5,023	ALL	
	GREEK			7,239	7,239	GRECO	
	NORW			11,032	11,032	NORV	
	PANAM	1,578			1,578	PANAM	
	OTHER	2,524		2,342	4,866	AUTRE	
COMMODITY TOTAL		6,105		25,116	31,221		TOTAL DE MARCHANDISE
NEWSPRINT PAPER	U K	5,635		12,648	18,283	R U	PAPIER JOURNAL
	GER	10,619			10,619	ALL	
	GREEK	9,676		1,188	10,864	GRECO	
	NORW	8,669		3,210	11,879	NORV	
	LIBER			3,428	3,428	LIBER	
	JAPAN	3,151			3,151	JAPON	
	PANAM	4,040			4,040	PANAM	
	OTHER	25,350		2,902	28,252	AUTRE	
COMMODITY TOTAL		67,140		23,376	90,516		TOTAL DE MARCHANDISE
PAPER NES	U K	97			97	R U	PAPIER NDA
	GER	1,013			1,013	ALL	
	GREEK	54			54	GRECO	
	PANAM	271			271	PANAM	
	OTHER	72			72	AUTRE	
COMMODITY TOTAL		1,507			1,507		TOTAL DE MARCHANDISE
PAPERBOARD	U K	1			1	R U	CARTON
	GER	4			4	ALL	
COMMODITY TOTAL		5			5		TOTAL DE MARCHANDISE
BLDG. PAPER AND BOARD	GER	6			6	ALL	PLAQ. CONSTR., PAP./CART.
	OTHER	43			43	AUTRE	
COMMODITY TOTAL		49			49		TOTAL DE MARCHANDISE
WET MACHINE BOARD	GER	7			7	ALL	CARTON EN PATE PRESSE
	PANAM	3			3	PANAM	
COMMODITY TOTAL		10			10		TOTAL DE MARCHANDISE
TEXTILE FAB. MTL NES	GER	364			364	ALL	OUVR. EN MAT. TEXT. NDA
	GREEK	170			170	GRECO	
	PANAM	229			229	PANAM	
	OTHER	134			134	AUTRE	
COMMODITY TOTAL		897			897		TOTAL DE MARCHANDISE
ANIMAL OILS, EXC. MARINE	PANAM	9			9	PANAM	HUIL. ANIM. SAUF AN. MAR.
VEG. OILS, FATS NES	U K	2			2	R U	HUIL. MAT. GRAS. VEG. NDA
	GER	2			2	ALL	
	OTHER	3			3	AUTRE	
COMMODITY TOTAL		7			7		TOTAL DE MARCHANDISE
OILS, FATS, WAXES NES	PANAM	6			6	PANAM	HUIL. MAT. GRAS. CIRES NDA
	OTHER	17			17	AUTRE	
COMMODITY TOTAL		23			23		TOTAL DE MARCHANDISE
SULPHURIC ACID	U K	6,287			6,287	R U	ACIDE SULFURIQUE
INORGANIC CHEMS. NES	GER	51			51	ALL	PRDD. CHIM. INORG. NDA
	GREEK	48			48	GRECO	
	PANAM	1,387	1,284		2,671	PANAM	
	OTHER	239			239	AUTRE	
COMMODITY TOTAL		1,725	1,284		3,009		TOTAL DE MARCHANDISE
ORGANIC CHEMICALS NES	GER	130			130	ALL	PROD. CHIM. ORGAN. NDA
	PANAM	217			217	PANAM	
	U S A			112	112	E-U	
	OTHER	35			35	AUTRE	
COMMODITY TOTAL		382		112	494		TOTAL DE MARCHANDISE
EXPLOS., FUSES, CAPS	DENMK	18			18	DANMK	EXPLOS., AMORCES, DET.
	OTHER	4			4	AUTRE	
COMMODITY TOTAL		22			22		TOTAL DE MARCHANDISE
FERTILIZERS NES	OTHER	10			10	AUTRE	ENGRAIS CHIMIQUE NDA
SYNTHETIC RUBBER	GER	23			23	ALL	CAOUTCHOUC SYNTHETIQUE
PLASTIC MATERIALS	U K	60			60	R U	MATIERES PLASTIQUES
	GER	202			202	ALL	
	GREEK	23			23	GRECO	
	PANAM	253			253	PANAM	
	OTHER	130			130	AUTRE	
COMMODITY TOTAL		668			668		TOTAL DE MARCHANDISE
DYESTUFF, PIGMENT, PAINT	GER	13			13	ALL	MAT. COLOR. PTE. PEINTURE
	GREEK	9			9	GRECO	
	PANAM	15			15	PANAM	
	U S A			10	10	E-U	
	OTHER	7			7	AUTRE	
COMMODITY TOTAL		44		10	54		TOTAL DE MARCHANDISE
CHEM. SPECIALTIES NES	GER	5			5	ALL	PROD. CHIM. SPECIALS NDA
	PANAM	36			36	PANAM	
COMMODITY TOTAL		41			41		TOTAL DE MARCHANDISE



TABLE 1A. COMMODITIES LOADED FOR FOREIGN COUNTRIES BY COUNTRY OF DESTINATION, REGISTRY OF VESSEL AND CANADIAN REGION - 1977

TABLÉAU 1A. MARCHANDISES CHARGÉES À DESTINATION DE PAYS ÉTRANGERS SELON LE PAYS DE DESTINATION, L'IMMATRICULATION DU NAVIRE ET LA RÉGION DU CANADA - 1977

COUNTRY OF DESTINATION AND KIND OF CARGO	REGISTRY OF VESSEL	SHORT TONS - TONNES COURTES				TOTAL TOTAL	IMMATRIC. DU NAVIRE	PAYS DE DESTINATION ET MARCHANDISE
		ATLANTIC ATLANTIQUE	GREAT LAKES GRANDS LACS	PACIFIC PACIFIQUE	TOTAL			
VENEZUELA CONT.								VENEZUELA SUITE
ASPHALTS, ROAD OILS	PANAM	51			51	PANAM		ASPHALTE, BITUME LIQD.
PETROL, COAL PROD. NES	PANAM	10			10	PANAM		DERIVE PETR., CHARB. NDA
FERRO-ALLOYS	OTHER	3,858			3,858	AUTRE		FERRO-ALLIAGES
PRIMARY IRON, STEEL NES	GER	3			3	ALL		FER, ACIER PRIMAIR. NDA
	PANAM	16,500			16,500	PANAM		
	OTHER	16,500			16,500	AUTRE		
COMMODITY TOTAL		33,003			33,003			TOTAL DE MARCHANDISE
BARS AND RODS, STEEL	OTHER	22			22	AUTRE		BARRES ET TIGES ACIER
PLATE & SHEET STEEL	U K	7			7	R U		TOLES, FEUILLES DACIER
	GER	593			593	ALL		
	GREEK	107			107	GRECQ		
	PANAM	176			176	PANAM		
	OTHER	226			226	AUTRE		
COMMODITY TOTAL		1,109			1,109			TOTAL DE MARCHANDISE
STRUCTURAL SHAPES	GER	51			51	ALL		PROFILES DE CONSTRUCT.
	GREEK	22			22	GRECQ		
	PANAM	986			986	PANAM		
COMMODITY TOTAL		1,059			1,059			TOTAL DE MARCHANDISE
PIPES, TUBES: IRON, STEEL	GER	256			256	ALL		TUYAUX, TUBES: FER, ACIER
WIRE	GER	668			668	ALL		FIL METALLIQUE
	PANAM	5			5	PANAM		
COMMODITY TOTAL		673			673			TOTAL DE MARCHANDISE
ALUMINIUM	U K	2			2	R U		ALUMINIUM
	GER	2,546			2,546	ALL		
	GREEK	59			59	GRECQ		
	NORW	3,756		4,198	7,954	NORW		
	PANAM	3,683			3,683	PANAM		
	OTHER	998			998	AUTRE		
COMMODITY TOTAL		11,044		4,198	15,242			TOTAL DE MARCHANDISE
COPPER AND ALLOYS	U K	331			331	R U		CUIVRE ET ALLIAGES
	GER	2,980			2,980	ALL		
	GREEK	18			18	GRECQ		
	PANAM	991			991	PANAM		
	OTHER	806			806	AUTRE		
COMMODITY TOTAL		5,126			5,126			TOTAL DE MARCHANDISE
NICKEL AND ALLOYS	U K	2			2	R U		NICKEL ET ALLIAGES
	GER	17			17	ALL		
	GREEK	2			2	GRECQ		
	PANAM	1			1	PANAM		
	U S A			144	144	E-U		
	OTHER	4			4	AUTRE		
COMMODITY TOTAL		26		144	170			TOTAL DE MARCHANDISE
ZINC AND ALLOYS	GER	1,215			1,215	ALL		ZINC ET ALLIAGES
	GREEK	762			762	GRECQ		
	PANAM	1,347			1,347	PANAM		
	U S A			1,484	1,484	E-U		
	OTHER	626			626	AUTRE		
COMMODITY TOTAL		3,950		1,666	5,616			TOTAL DE MARCHANDISE
NON-FERROUS METALS NES	GER	5			5	ALL		METAUX NON-FERREUX NDA
	OTHER	6			6	AUTRE		
COMMODITY TOTAL		11			11			TOTAL DE MARCHANDISE
METAL FAB. BASIC PROD.	U K	5			5	R U		OUVR. DE BASE EN METAL
	GER	49			49	ALL		
	PANAM	36			36	PANAM		
	U S A			30	30	E-U		
	OTHER	37			37	AUTRE		
COMMODITY TOTAL		127		30	157			TOTAL DE MARCHANDISE
BRICKS, TILES NES	U K	286			286	R U		BRIQUES, TUILES NDA
	GER	925			925	ALL		
	PANAM	159			159	PANAM		
COMMODITY TOTAL		1,370			1,370			TOTAL DE MARCHANDISE
GLASS BASIC PRODUCTS	GER	106			106	ALL		OUVR. DE BASE EN VERRE
	OTHER	159			159	AUTRE		
COMMODITY TOTAL		265			265			TOTAL DE MARCHANDISE
ASBESTOS BASIC PROD.	GER	60			60	ALL		OUVR. DE BASE AMIANTE
CEMENT	GER	9			9	ALL		CIMENT
NON-MET. MIN. BASIC PROD.	GER	6			6	ALL		PROD. MIN. NON-MET. BASE
MISC. FABRICATED PROD.	GER	28			28	ALL		OUVRAGES DIVERS
	PANAM	5			5	PANAM		
COMMODITY TOTAL		33			33			TOTAL DE MARCHANDISE
TRACTORS	U K			120	120	R U		TRACTEURS
	GER	478			478	ALL		
COMMODITY TOTAL		478		120	598			TOTAL DE MARCHANDISE
MACHINERY NES	U K	96			96	R U		MACHINES NDA
	GER	1,132			1,132	ALL		
	GREEK	539			539	GRECQ		
	NORW			122	122	NORW		
	LIBER	147			147	LIBER		
	PANAM	325			325	PANAM		
	U S A			8	8	E-U		
	OTHER	1,953			1,953	AUTRE		
COMMODITY TOTAL		4,192		185	4,377			TOTAL DE MARCHANDISE
PASS. AUTOS AND CHASSIS	U K	3,791			3,791	R U		VOITURES PART., CHASSIS
	GER	18,333			18,333	ALL		
	GREEK	8,602			8,602	GRECQ		
	PANAM	1,864			1,864	PANAM		

TABLE 1A. COMMODITIES LOADED FOR FOREIGN COUNTRIES BY COUNTRY OF DESTINATION, REGISTRY OF VESSEL AND CANADIAN REGION - 1977

TABLEAU 1A. MARCHANDISES CHARGÉES A DESTINATION DE PAYS ÉTRANGERS SELON LE PAYS DE DESTINATION, L'IMMATRICULATION DU NAVIRE ET LA RÉGION DU CANADA - 1977

		SHORT TONS - TONNES COURTES						
COUNTRY OF DESTINATION AND KIND OF CARGO	REGISTRY OF VESSEL	ATLANTIC ATLANTIQUE	GREAT LAKES GRANOS LACS	PACIFIC PACIFIQUE	TOTAL TOTAL	IMMATRIC. DU NAVIRE	PAYS DE DESTINATION ET MARCHANDISE	
<b>VENEZUELA CONT.</b>							<b>VENEZUELA SUITE</b>	
	OTHER	6,311			6,311	AUTRE		
COMMODITY TOTAL		38,901			38,901		TOTAL DE MARCHANDISE	
TRUCKS AND CHASSIS	GER	1,491			1,491	ALL	CAMIONS ET CHASSIS	
	PANAM	7,968			7,968	PANAM		
COMMODITY TOTAL		9,459			9,459		TOTAL DE MARCHANDISE	
MOTOR VEHICLE ENGINES	U K	96			96	R U	MOTEURS DE VEH. AUTOM.	
	GER	12,046			12,046	ALL		
	GREEK	2,459			2,459	GRECQ		
	NORW	6,758			6,758	NORV		
	PANAM	1,983			1,983	PANAM		
	OTHER	19,952			24,952	AUTRE		
COMMODITY TOTAL		43,294	5,000		48,294		TOTAL DE MARCHANDISE	
SHIPS, AIRCRAFT, MIS. VEH	U K		5,000			R U	NAVIRES, AVIONS, VEH. DIV	
RUBBER TIRES AND TUBES	U K	14		34	34	R U	PNEUS, CHAMBRES A AIR	
	GER	42			42	ALL		
	GREEK	1			1	GRECQ		
	PANAM	4			4	PANAM		
	OTHER	48			48	AUTRE		
COMMODITY TOTAL		109			109		TOTAL DE MARCHANDISE	
EQUIPMENT MISC.	U K	35		32	67	R U	MATERIEL DIVERS	
	GER	412			412	ALL		
	GREEK	12			12	GRECQ		
	LIBER			2	2	LIBER		
	PANAM	32			32	PANAM		
	OTHER	693			693	AUTRE		
COMMODITY TOTAL		1,184		34	1,218		TOTAL DE MARCHANDISE	
PERSONAL, HOUSEHOLD GOODS	U K	9			9	R U	ART. PERS. ET MENAGERS	
	GER	12			12	ALL		
	GREEK	6			6	GRECQ		
	U S A			1	1	E-U		
	OTHER	4			4	AUTRE		
COMMODITY TOTAL		31		1	32		TOTAL DE MARCHANDISE	
CONTAINERS, CLOSURES	GER	374			374	ALL	CONTENEURS, FERMETURES	
	GREEK	98			98	GRECQ		
	PANAM	23			23	PANAM		
	OTHER	168			168	AUTRE		
COMMODITY TOTAL		663			663		TOTAL DE MARCHANDISE	
MISC. END PRODUCTS NES	U K	12			12	R U	PRODUITS FINIS DIV. NDA	
	GER	75			75	ALL		
	PANAM	5			5	PANAM		
	OTHER	3,179			3,179	AUTRE		
COMMODITY TOTAL		3,271			3,271		TOTAL DE MARCHANDISE	
GENERAL CARGO	GER	155			155	ALL	MARCHANDISES DIVERSES	
	PANAM	31			31	PANAM		
	OTHER	5			5	AUTRE		
COMMODITY TOTAL		191			191		TOTAL DE MARCHANDISE	
CONTAINERIZED FREIGHT	U K	89			89	R U	FRET CONTENEURESE	
	GER	1,264			1,264	ALL		
	NORW	10		1,394	10	NORV		
	PANAM	517			517	PANAM		
	U S A				1,394	E-U		
	OTHER	321	10		331	AUTRE		
COMMODITY TOTAL		2,201	10	1,394	3,605		TOTAL DE MARCHANDISE	
COUNTRY/REGION TOTAL		347,474*	8,876*	102,282*	458,632*		TOTAL DE PAYS/REGION	
<b>BERMUDA</b>							<b>BERMUDES</b>	
MEAT, FRESH OR FROZEN	GER	55			55	ALL	VIANDE, FRAICHE / CONG.	
	SWEDN	28			28	SUEDE		
COMMODITY TOTAL		83			83		TOTAL DE MARCHANDISE	
MEAT, CURED	NORW	21			21	NORV	VIANDE FUMEE OU SALEE	
FISH, FRESH OR FROZEN	GER	42			42	ALL	POISSON, FRAIS OU CONG.	
	NORW	9			9	NORV		
	SWEDN	4			4	SUEDE		
COMMODITY TOTAL		55			55		TOTAL DE MARCHANDISE	
FISH, SALTED OR CURED	GER	35			35	ALL	POISSON, SALE OU FUME	
	NORW	9			9	NORV		
	SWEDN	20			20	SUEDE		
COMMODITY TOTAL		64			64		TOTAL DE MARCHANDISE	
FISH, CANNED	GER	9			9	ALL	POISSON EN BOITES	
	SWEDN	23			23	SUEDE		
COMMODITY TOTAL		32			32		TOTAL DE MARCHANDISE	
BUTTER	NORW	3			3	NORV	BEURRE	
MILK POWDER	NORW	2			2	NORV	LAIT EN POUDE	
DAIRY PROD. EGGS, HONEY	GER	2			2	ALL	PROD. LAIT., DEUFS, MIEL	
	SWEDN	1			1	SUEDE		
COMMODITY TOTAL		3			3		TOTAL DE MARCHANDISE	
CORN MEAL AND FLOUR	GER	5			5	ALL	SEMOULE, FARINE DE MAÏS	
	SWEDN	6			6	SUEDE		
COMMODITY TOTAL		11			11		TOTAL DE MARCHANDISE	
WHEAT FLOUR	GER	551			551	ALL	FARINE DE BLE	
	NORW	59			59	NORV		
	SWEDN	62			62	SUEDE		
COMMODITY TOTAL		672			672		TOTAL DE MARCHANDISE	
CEREALS MILLED, NES	GER	21			21	ALL	CEREALES MOULUES, NDA	

TABLE 14. COMMODITIES LOADED FOR FOREIGN COUNTRIES BY COUNTRY OF DESTINATION, REGISTRY OF VESSEL AND CANADIAN REGION - 1977

TABLEAU 14. MARCHANDISES CHARGÉES À DESTINATION DE PAYS ÉTRANGERS SELON LE PAYS DE DESTINATION, L'IMMATRICULATION DU NAVIRE ET LA RÉGION DU CANADA - 1977

SHORT TONS - TONNES COURTES

COUNTRY OF DESTINATION AND KIND OF CARGO	REGISTRY OF VESSEL	ATLANTIC ATLANTIQUE	GREAT LAKES GRANDS LACS	PACIFIC PACIFIQUE	TOTAL TOTAL	IMMATRIC. DU NAVIRE	PAYS DE DESTINATION ET MARCHANDISE
BERMUDA CONT.							BERMUDES SUITE
BAKERY PROD. INC. FROZEN	GER	2			2	ALL	PROD. BOUL., PROD. CONG.
MACARONI, CEREAL PROD.	GER	10			10	ALL	PATES ALIM. PROD. CEREAL
	SWEDN	4			4	SUEDE	
COMMODITY TOTAL		14			14		TOTAL DE MARCHANDISE
APPLES	GER	31			31	ALL	POMMES
	NORW	25			25	NORV	
	SWEDN	14			14	SUEDE	
COMMODITY TOTAL		70			70		TOTAL DE MARCHANDISE
FRUIT JUICES	GER	7			7	ALL	JUS DE FRUIT
	SWEDN	13			13	SUEDE	
COMMODITY TOTAL		20			20		TOTAL DE MARCHANDISE
FRUITS, PREP. CANNED	GER	13			13	ALL	FRUITS PREP. EN BOITE
	NORW	8			8	NORV	
COMMODITY TOTAL		21			21		TOTAL DE MARCHANDISE
POTATOES	GER	159			159	ALL	POMMES DE TERRE
	NORW	62			62	NORV	
	SWEDN	26			26	SUEDE	
COMMODITY TOTAL		247			247		TOTAL DE MARCHANDISE
VEGETABLES, FRESH	NORW	10			10	NORV	LEGUMES, FRAIS
VEGETABLE PREP. NES	GER	21			21	ALL	PREP. DE LEGUMES NDA
	NORW	23			23	NORV	
	SWEDN	18			18	SUEDE	
COMMODITY TOTAL		62			62		TOTAL DE MARCHANDISE
SUGAR, NES	GER	10			10	ALL	SUCRE, NDA
	NORW	10			10	NORV	
COMMODITY TOTAL		20			20		TOTAL DE MARCHANDISE
SUGAR PREPARATIONS	GER	3			3	ALL	PREP. A BASE DE SUCRE
SPICES	SWEDN	4			4	SUEDE	EPICES
SHORTENING	GER	3			3	ALL	GRASSE CULINAIRE
	SWEDN	3			3	SUEDE	
COMMODITY TOTAL		6			6		TOTAL DE MARCHANDISE
MISC. FOOD PREP. NES	GER	85			85	ALL	DIV. PREP. ALIM. NDA
	NORW	6			6	NORV	
	SWEDN	5			5	SUEDE	
COMMODITY TOTAL		96			96		TOTAL DE MARCHANDISE
GROUND CEREALS NES	NORW	8			8	NORV	CEREALES MOULUES NDA
COMB. COMPLETE FEEDS	SWEDN	1			1	SUEDE	COMB., PROD. COMPLETES
NON-ALCOHOLIC BEVERAGE	GER	1			1	ALL	BOISSONS NON-ALCOOLIQ.
DIST. ALCOHOLIC BEV.	GER	122			122	ALL	BOISS. ALCOOL. DIST.
	SWEDN	13			13	SUEDE	
COMMODITY TOTAL		135			135		TOTAL DE MARCHANDISE
CIGARETTES	NORW	3			3	NORV	CIGARETTES
	SWEDN	4			4	SUEDE	
COMMODITY TOTAL		7			7		TOTAL DE MARCHANDISE
NURSERY, GREENHOUSE STOCK	GER	10			10	ALL	PROD. PEPINIERE, SERRE
CRUDE VEG. PROD. NES	GER	24			24	ALL	PR. BRUTS ORIG. VEG. NDA
	NORW	24			24	NORV	
COMMODITY TOTAL		48			48		TOTAL DE MARCHANDISE
SALT	GER	23			23	ALL	SEL
LUMBER AND TIMBER	GER	930			930	ALL	BOIS D'OEUVRE ET CHARP.
	NORW	120			120	NORV	
	SWEDN	209			209	SUEDE	
COMMODITY TOTAL		1,259			1,259		TOTAL DE MARCHANDISE
VENEER, PLYWOOD	GER	3			3	ALL	PLACAGES, CONTRE-PLAQ.
NEWSPRINT PAPER	GER	127			127	ALL	PAPIER JOURNAL
PAPER NES	GER	88			88	ALL	PAPIER NDA
	NORW	34			34	NORV	
	SWEDN	11			11	SUEDE	
COMMODITY TOTAL		133			133		TOTAL DE MARCHANDISE
PAPERBOARD	GER	3			3	ALL	CAPTON
BLDG. PAPER AND BOARD	GER	1			1	ALL	PLAQ. CONSTR., PAP/CART.
	SWEDN	20			20	SUEDE	
COMMODITY TOTAL		21			21		TOTAL DE MARCHANDISE
CORDAGE, TWINE, ROPE	GER	3			3	ALL	CORDAGE, FICELLE, CORDE
TEXTILE FAB. MTL NES	GER	3			3	ALL	OUVR. EN MAT. TEXT. NDA
SULPHURIC ACID	GER	4			4	ALL	ACIDE SULFURIQUE
	SWEDN	3			3	SUEDE	
COMMODITY TOTAL		7			7		TOTAL DE MARCHANDISE
EXPLOS., FUSES, CAPS	DENMK	11			11	DANMK	EXPLOS., AMORCES, DET.
	OTHER	8			8	AUTRE	
COMMODITY TOTAL		19			19		TOTAL DE MARCHANDISE
FERTILIZERS NES	GER	13			13	ALL	ENGRAIS CHIMIQUE NDA
AGRICULTURAL CHEMICALS	SWEDN	3			3	SUEDE	PROD. CHIM. AGRICOLLES
SYNTHETIC RUBBER	SWEDN	2			2	SUEDE	CAOUTCHOUC SYNTHETIQUE
DYESTUFF, PIGMENT, PAINT	GER	13			13	ALL	MAT. COLOR. PIG. PEINTURE
	NORW	4			4	NORV	
	SWEDN	5			5	SUEDE	
COMMODITY TOTAL		22			22		TOTAL DE MARCHANDISE
LUBRICATING OIL, GREASE	GER	8			8	ALL	HUILE, GRASSE LUBRIF.
PETROL, COAL PROD. NES	GER	3			3	ALL	DERIVE PETR. CHARB. NDA
STRUCTURAL SHAPES	GER	24			24	ALL	PROFILES DE CONSTRUCT.
	SWEDN	72			72	SUEDE	
COMMODITY TOTAL		96			96		TOTAL DE MARCHANDISE
PIPES, TUBES: IRON, STEEL	GER	26			26	ALL	TUYAUX, TUBES: FER, ACIER
	NORW	38			38	NORV	
	SWEDN	3			3	SUEDE	



TABLE 14. COMMODITIES LOADED FOR FOREIGN COUNTRIES BY COUNTRY OF DESTINATION, REGISTRY OF VESSEL AND CANADIAN REGION - 1977

TABLEAU 14. MARCHANDISES CHARGÉES A DESTINATION DE PAYS ÉTRANGERS SELON LE PAYS DE DESTINATION, L'IMMATRICULATION DU NAVIRE ET LA RÉGION DU CANADA - 1977

SHORT TONS - TONNES COURTES

COUNTRY OF DESTINATION AND KIND OF CARGO	REGISTRY OF VESSEL	ATLANTIC ATLANTIQUE	GREAT LAKES GRANDS LACS	PACIFIC PACIFIQUE	TOTAL TOTAL	IMMATIC. DU NAVIRE	PAYS DE DESTINATION ET MARCHANDISE
<b>BERMUDA CONT.</b>							<b>BERMUEDES SUITE</b>
COMMODITY TOTAL		67			67		TOTAL DE MARCHANDISE
WIRE	GER	5			5	ALL	FIL METALLIQUE
	SWEDN	10			10	SUEDE	
COMMODITY TOTAL		15			15		TOTAL DE MARCHANDISE
METAL FAB. BASIC PRCD.	GER	30			30	ALL	OUVR. DE BASE EN METAL
	SWEDN	8			8	SUEDE	
COMMODITY TOTAL		38			38		TOTAL DE MARCHANDISE
BRICKS, TILES NES	GER	7			7	ALL	BRIQUES, TUILES NDA
PASS. AUTOS AND CHASSIS	GER	2			2	ALL	VOITURES PART., CHASSIS
MOTOR VEHICLE ENGINES	SWEDN	9			9	SUEDE	MOTEURS DE VEH. AUTOM.
ROAD MOTOR VEH. NES	GER	1			1	ALL	VEH. AUTOM. ROUTIERS NDA
RUBBER TIRES AND TUBES	GER	17			17	ALL	PNEUS, CHAMBRES A AIR
EQUIPMENT MISC.	GER	38			38	ALL	MATERIEL DIVERS
	SWEDN	15			15	SUEDE	
COMMODITY TOTAL		53			53		TOTAL DE MARCHANDISE
PERSONAL, HOUSEHOLD GOODS	GER	17			17	ALL	ART. PERS. ET MENAGERS
	SWEDN	4			4	SUEDE	
COMMODITY TOTAL		21			21		TOTAL DE MARCHANDISE
CONTAINERS, CLOSURES	GER	6			6	ALL	CONTENEURS, FERMETURES
	NORW	4			4	NORV	
COMMODITY TOTAL		10			10		TOTAL DE MARCHANDISE
MISC. END PRODUCTS NES	GER	68			68	ALL	PRODUITS FINIS DIV. NDA
GENERAL CARGO	GER	10			10	ALL	MARCHANDISES DIVERSES
	NORW	5			5	NORV	
	SWEDN	2			2	SUEDE	
COMMODITY TOTAL		17			17		TOTAL DE MARCHANDISE
CONTAINERIZED FREIGHT	GER	4,943			4,943	ALL	FRET CONTENEURESE
	NORW	3,164			3,164	NORV	
	SWEDN	365			365	SUEDE	
	OTHER	2,998			2,998	AUTRE	
COMMODITY TOTAL		11,470			11,470		TOTAL DE MARCHANDISE
COUNTRY/REGION TOTAL		15,295*	*	*	15,295*		TOTAL DE PAYS/REGION
<b>BELIZE</b>							<b>BELIZE</b>
FISH, CANNED	LIBER	42			42	LIBER	POISSON EN BOITES
	OTHER	22			22	AUTRE	
COMMODITY TOTAL		64			64		TOTAL DE MARCHANDISE
MILK POWDER	LIBER	96			96	LIBER	LAIT EN POUFRE
MALT AND MALT FLOUR	OTHER	111			111	AUTRE	MALT ET FARINE DE MALT
WHEAT FLOUR	OTHER	99			99	AUTRE	FARINE DE BLE
CEREALS MILLED, NES	OTHER	1			1	AUTRE	CEREALES MOULUES, NDA
MACARONI, CEREAL PROD.	LIBER	2			2	LIBER	PATES ALIM. PROD. CEREAL
VEGETABLES, DRIED	OTHER	30			30	AUTRE	LEGUMES, SECS
SPICES	LIBER	7			7	LIBER	EPICES
	OTHER	23			23	AUTRE	
COMMODITY TOTAL		30			30		TOTAL DE MARCHANDISE
MISC. FOOD PREP. NES	LIBER	1			1	LIBER	DIV. PREP. ALIM. NDA
DIST. ALCOHOLIC BEV.	OTHER	3			3	AUTRE	BOISS. ALCOOL. DIST.
SALT	LIBER	41			41	LIBER	SEL
	OTHER	56			56	AUTRE	
COMMODITY TOTAL		97			97		TOTAL DE MARCHANDISE
NEWSPRINT PAPER	LIBER	30			30	LIBER	PAPIER JOURNAL
	OTHER	61			61	AUTRE	
COMMODITY TOTAL		91			91		TOTAL DE MARCHANDISE
PAPER NES	LIBER	135			135	LIBER	PAPIER NDA
	OTHER	59			59	AUTRE	
COMMODITY TOTAL		194			194		TOTAL DE MARCHANDISE
PAPERBOARD	LIBER	10			10	LIBER	CARTON
	OTHER	10			10	AUTRE	
COMMODITY TOTAL		20			20		TOTAL DE MARCHANDISE
TEXTILE FAB. MTL NES	LIBER	2			2	LIBER	OUVR. EN MAT. TEXT. NDA
	OTHER	14			14	AUTRE	
COMMODITY TOTAL		16			16		TOTAL DE MARCHANDISE
INORGANIC CHEMS. NES	OTHER	18			18	AUTRE	PROD. CHIM. INDRG. NDA
EXPLOS., FUSES, CAPS	OTHER	65			65	AUTRE	EXPLOS., AMORCES, DET.
PLASTIC MATERIALS	LIBER	3			3	LIBER	MATIERES PLASTIQUES
	OTHER	16			16	AUTRE	
COMMODITY TOTAL		19			19		TOTAL DE MARCHANDISE
PLATE & SHEET STEEL	OTHER	18			18	AUTRE	TOLES, FEUILLES D'ACIER
COPPER AND ALLYS	OTHER	24			24	AUTRE	CUIVRE ET ALLIAGES
METAL FAB. BASIC PRCD.	LIBER	6			6	LIBER	OUVR. DE BASE EN METAL
	OTHER	11			11	AUTRE	
COMMODITY TOTAL		17			17		TOTAL DE MARCHANDISE
TRACTORS	OTHER	4			4	AUTRE	TRACTEURS
MACHINERY NES	OTHER	14			14	AUTRE	MACHINES NDA
EQUIPMENT MISC.	LIBER	7			7	LIBER	MATERIEL DIVERS
	OTHER	28			28	AUTRE	
COMMODITY TOTAL		35			35		TOTAL DE MARCHANDISE
PERSONAL, HOUSEHOLD GOODS	LIBER	3			3	LIBER	ART. PERS. ET MENAGERS
	OTHER	2			2	AUTRE	
COMMODITY TOTAL		5			5		TOTAL DE MARCHANDISE
FIREARMS, AMMUNITION	LIBER	1			1	LIBER	ARMES A FEU, MUNITIONS
	OTHER	5			5	AUTRE	
COMMODITY TOTAL		6			6		TOTAL DE MARCHANDISE

TABLE 14. COMMODITIES LOADED FOR FOREIGN COUNTRIES BY COUNTRY OF DESTINATION, REGISTRY OF VESSEL AND CANADIAN REGION - 1977

TABLEAU 14. MARCHANDISES CHARGÉES À DESTINATION DE PAYS ÉTRANGERS SELON LE PAYS DE DESTINATION, L'IMMATRICULATION DU NAVIRE ET LA RÉGION DU CANADA - 1977

COUNTRY OF DESTINATION AND KIND OF CARGO	REGISTRY OF VESSEL	SHORT TONS - TONNES COURTES			TOTAL	IMMATRIC. DU NAVIRE	PAYS DE DESTINATION ET MARCHANDISE
		ATLANTIC ATLANTIQUE	GREAT LAKES GRANOS LACS	PACIFIC PACIFIQUE			
<b>BELIZE</b>							<b>BELIZE</b>
CONTAINERS, CLOSURES	OTHER	1			1	ALL	SUITE
MISC. END PRODUCTS NES	LIBER	8			8	LIBER	CONTENEURS, FERMETURES
	OTHER	5			5	ALL	PRODUITS FINIS DIV. NDA
<b>COMMODITY TOTAL</b>		<b>13</b>			<b>13</b>		<b>TOTAL DE MARCHANDISE</b>
GENERAL CARGO	OTHER	1,062			1,062	ALL	MARCHANDISES DIVERSES
<b>COUNTRY/REGION TOTAL</b>		<b>2,156*</b>			<b>2,156*</b>		<b>TOTAL DE PAYS/REGION</b>
<b>BARRADOS</b>							<b>BARBADE</b>
MEAT, FRESH OR FROZEN	GER	151			151	ALL	VIANDE, FRAICHE / CONG.
	NORW	13			13	NORW	
	SWEDN	45			45	SUEDE	
<b>COMMODITY TOTAL</b>		<b>209</b>			<b>209</b>		<b>TOTAL DE MARCHANDISE</b>
MEAT, CURED	GER	27			27	ALL	VIANDE FUMÉE OU SALÉE
	NORW	117			117	NORW	
	SWEDN	61			61	SUEDE	
<b>COMMODITY TOTAL</b>		<b>205</b>			<b>205</b>		<b>TOTAL DE MARCHANDISE</b>
MEAT AND MEAT PREP. NES	GER	100			100	ALL	VIANDES ET PREP. NDA
	NORW	21			21	NORW	
<b>COMMODITY TOTAL</b>		<b>121</b>			<b>121</b>		<b>TOTAL DE MARCHANDISE</b>
FISH, FRESH OR FROZEN	GER	33			33	ALL	PUISSON, FRAIS OU CONG.
	NORW	55			55	NORW	
	SWEDN	68			68	SUEDE	
<b>COMMODITY TOTAL</b>		<b>156</b>			<b>156</b>		<b>TOTAL DE MARCHANDISE</b>
FISH, SALTED OR CURED	GER	199			199	ALL	PUISSON, SALE OU FUMÉ
	NORW	48			48	NORW	
	SWEDN	120			120	SUEDE	
<b>COMMODITY TOTAL</b>		<b>367</b>			<b>367</b>		<b>TOTAL DE MARCHANDISE</b>
FISH, CANNED	GER	28			28	ALL	PUISSON EN BOITES
	SWEDN	60			60	SUEDE	
<b>COMMODITY TOTAL</b>		<b>88</b>			<b>88</b>		<b>TOTAL DE MARCHANDISE</b>
SMALL FISH, NES	SWEDN	1			1	SUEDE	MOLLUSQUES CRUST. NDA
MILK POWDER	GER	4			4	ALL	LAIT EN POUDRE
	SWEDN	39			39	SUEDE	
<b>COMMODITY TOTAL</b>		<b>43</b>			<b>43</b>		<b>TOTAL DE MARCHANDISE</b>
OATS	GER	164			164	ALL	AVOINE
	SWEDN	39			39	SUEDE	
<b>COMMODITY TOTAL</b>		<b>203</b>			<b>203</b>		<b>TOTAL DE MARCHANDISE</b>
MALT AND MALT FLOUR	GER	220			220	ALL	MALT ET FARINE DE MALT
	SWEDN	89			89	SUEDE	
<b>COMMODITY TOTAL</b>		<b>309</b>			<b>309</b>		<b>TOTAL DE MARCHANDISE</b>
WHEAT FLOUR	GER	1,146			1,146	ALL	FARINE DE BLE
	NORW	421			421	NORW	
	SWEDN	126			126	SUEDE	
<b>COMMODITY TOTAL</b>		<b>1,693</b>			<b>1,693</b>		<b>TOTAL DE MARCHANDISE</b>
MACARONI, CEREAL PROD.	GER	35			35	ALL	PÂTES ALIM. PROD. CEREAL
	NORW	26			26	NORW	
<b>COMMODITY TOTAL</b>		<b>61</b>			<b>61</b>		<b>TOTAL DE MARCHANDISE</b>
APPLES	GER	146			146	ALL	POMMES
	NORW	135			135	NORW	
<b>COMMODITY TOTAL</b>		<b>281</b>			<b>281</b>		<b>TOTAL DE MARCHANDISE</b>
FRUIT JUICES	GER	7			7	ALL	JUS DE FRUIT
FRUIT, PRES. NOT CANNED	GER	43			43	ALL	CONS. FRUITS NON BOITE
FRUITS, PREP. CANNED	GER	24			24	ALL	FRUITS PREP. EN BOITE
	NORW	10			10	NORW	
	SWEDN	73			73	SUEDE	
<b>COMMODITY TOTAL</b>		<b>107</b>			<b>107</b>		<b>TOTAL DE MARCHANDISE</b>
NUTS, EXC. OIL NUTS NES	SWEDN	4			4	SUEDE	NOIX, SAUF GLEAG. NDA
POTATOES	DENMK	500			500	DANMK	POMMES DE TERRE
	GER	700			700	ALL	
	NORW	1,316			1,316	NORW	
	SWEDN	129			129	SUEDE	
<b>COMMODITY TOTAL</b>		<b>2,645</b>			<b>2,645</b>		<b>TOTAL DE MARCHANDISE</b>
VEGETABLES, FRESH	GER	34			34	ALL	LEGUMES, FRAIS
	NORW	5			5	NORW	
	SWEDN	189			189	SUEDE	
<b>COMMODITY TOTAL</b>		<b>228</b>			<b>228</b>		<b>TOTAL DE MARCHANDISE</b>
VEGETABLES, DRIED	GER	209			209	ALL	LEGUMES, SECS
	NORW	33			33	NORW	
	SWEDN	124			124	SUEDE	
<b>COMMODITY TOTAL</b>		<b>366</b>			<b>366</b>		<b>TOTAL DE MARCHANDISE</b>
VEGETABLE PREP. NES	GER	95			95	ALL	PREP. DE LEGUMES NDA
	NORW	5			5	NORW	
<b>COMMODITY TOTAL</b>		<b>100</b>			<b>100</b>		<b>TOTAL DE MARCHANDISE</b>
SUGAR, NES	GER	5			5	ALL	SUCRE, NDA
	NORW	4			4	NORW	
<b>COMMODITY TOTAL</b>		<b>9</b>			<b>9</b>		<b>TOTAL DE MARCHANDISE</b>
SUGAR PREPARATIONS	GER	5			5	ALL	PREP. A BASE DE SUCRE
	NORW	13			13	NORW	
	SWEDN	10			10	SUEDE	
<b>COMMODITY TOTAL</b>		<b>28</b>			<b>28</b>		<b>TOTAL DE MARCHANDISE</b>
SPICES	GER	21			21	ALL	ÉPICES
MISC. FOOD PREP. NES	GER	163			163	ALL	DIV. PREP. ALIM. NDA
	NORW	56			56	NORW	
	SWEDN	47			47	SUEDE	

TABLE 11. COMMODITIES LOADED FOR FOREIGN COUNTRIES BY COUNTRY OF DESTINATION, REGISTRY OF VESSEL AND CANADIAN REGION - 1977

TABLEAU 11. MARCHANDISES CHARGÉES A DESTINATION DE PAYS ÉTRANGERS SELON LE PAYS DE DESTINATION, L'IMMATRICULATION

DU NAVIRE ET LA RÉGION DU CANADA - 1977

SHORT TONS - TONNES COURTES

COUNTRY OF DESTINATION AND KIND OF CARGO	REGISTRY OF VESSEL	ATLANTIC ATLANTIQUE	GREAT LAKES GRANDS LACS	PACIFIC PACIFIQUE	TOTAL TOTAL	IMMATRIC. DU NAVIRE	PAYS DE DESTINATION ET MARCHANDISE
BARBADOS CONT.							BARBADE SUITE
COMMODITY TOTAL		266			266		TOTAL DE MARCHANDISE
CONC. COMPLETE FEEDS	GER	36			36	ALL	CONC., PROV. COMPLETES
	NORW	17			17	NORV	
	SWEDN	8			8	SUEDE	
COMMODITY TOTAL		61			61		TOTAL DE MARCHANDISE
DIST. ALCOHOLIC BEV.	GER	31			31	ALL	BOISS. ALCOOL. DIST.
	NORW	4			4	NORV	
	SWEDN	14			14	SUEDE	
COMMODITY TOTAL		49			49		TOTAL DE MARCHANDISE
SEEDS FOR SOWING NES	GER	7			7	ALL	GRAINES DE SEMENCE NDA
CRUDE WOOD MTL. NES	GER	7			7	ALL	MATIERES BOIS BRUT NDA
STONE, CRUDE NES	GER	8			8	ALL	PIERRE BRUTE NDA
SALT	GER	424			424	ALL	SEL
	NORW	22			22	NORV	
	SWEDN	21			21	SUEDE	
COMMODITY TOTAL		467			467		TOTAL DE MARCHANDISE
COTTON, TEXTILE WASTE	GER	27			27	ALL	DECHETS DE COTON, TEXT.
LUMBER AND TIMBER	GER	1,307			1,307	ALL	BOIS OEUVRE ET CHARP.
	NORW	51			51	NORV	
	SWEDN	22			22	SUEDE	
COMMODITY TOTAL		1,380			1,380		TOTAL DE MARCHANDISE
SHINGLES AND SHAKES	GER	19			19	ALL	BARDEAUX, BARD. FACADES
	SWEDN	21			21	SUEDE	
COMMODITY TOTAL		40			40		TOTAL DE MARCHANDISE
COOPERAGE STOCK	GER	37			37	ALL	OEM1-PROD. TONNELLERIE
NEWSPRINT PAPER	GER	260			260	ALL	PAPIER JOURNAL
PAPER NES	GER	680			680	ALL	PAPIER NDA
	NORW	36			36	NORV	
	SWEDN	12			12	SUEDE	
COMMODITY TOTAL		728			728		TOTAL DE MARCHANDISE
BLDG. PAPER AND BOARD	GER	4			4	ALL	PLAQ. CONSTR., PAPI/CART.
	NORW	36			36	NORV	
COMMODITY TOTAL		40			40		TOTAL DE MARCHANDISE
TEXTILE FAB. MTL NES	GER	41			41	ALL	OUVR. EN MAT. TEXT. NDA
	NORW	19			19	NORV	
	SWEDN	20			20	SUEDE	
COMMODITY TOTAL		80			80		TOTAL DE MARCHANDISE
INORGANIC CHEMS. NES	GER	25			25	ALL	PROD. CHIM. INORG. NDA
	NORW	18			18	NORV	
	SWEDN	5			5	SUEDE	
COMMODITY TOTAL		48			48		TOTAL DE MARCHANDISE
ORGANIC CHEMICALS NES	GER	2			2	ALL	PROD. CHIM. ORGAN. NDA
EXPLOS., FUSES, CAPS	OTHER	34			34	AUTRE	EXPLOS., AMORCES, DET.
FERTILIZERS NES	GER	3			3	ALL	ENGRAIS CHIMIQUE NDA
AGRICULTURAL CHEMICALS	GER	2			2	ALL	PROD. CHIM. AGRICOLES
	NORW	2			2	NORV	
COMMODITY TOTAL		4			4		TOTAL DE MARCHANDISE
PLASTIC MATERIALS	GER	22			22	ALL	MATIERES PLASTIQUES
	NORW	18			18	NORV	
	SWEDN	9			9	SUEDE	
COMMODITY TOTAL		49			49		TOTAL DE MARCHANDISE
DYESTUFF, PIGMENT, PAINT	GER	2			2	ALL	MAT. COLOR. PIG. PEINTURE
CHEM. SPECIALTIES NES	SWEDN	18			18	SUEDE	PROD. CHIM. SPECIAUX NDA
LUBRICATING OIL, GREASE	GER	3			3	ALL	HUILE, GRAISSE LUBRIF.
CASTINGS, FORGINGS	SWEDN	32			32	SUEDE	MOUL. PIECES FORGEES
BAR AND RODS, STEEL	GER	324			324	ALL	BARRÉS ET TIGES ACIER
	OTHER	399			399	AUTRE	
COMMODITY TOTAL		723			723		TOTAL DE MARCHANDISE
PLATE & SHEET STEEL	GER	6			6	ALL	TOLES, FEUILLES D'ACIER
STRUCTURAL SHAPES	GER	39			39	ALL	PROFILES DE CONSTRUCT.
	NORW	159			159	NORV	
COMMODITY TOTAL		198			198		TOTAL DE MARCHANDISE
PIPES, TUBES: IRON, STEEL	GER	225			225	ALL	TUYAUX, TUBES: FER, ACIER
	SWEDN	307			307	SUEDE	
COMMODITY TOTAL		532			532		TOTAL DE MARCHANDISE
ALUMINUM	GER	12			12	ALL	ALUMINIUM
	NORW	35			35	NORV	
COMMODITY TOTAL		47			47		TOTAL DE MARCHANDISE
ZINC AND ALLOYS	GER	664			664	ALL	ZINC ET ALLIAGES
NON-FERROUS METALS NES	GER	2			2	ALL	METAUX NON-FERREUX NDA
METAL FAB. BASIC PROD.	GER	24			24	ALL	OUVR. DE BASE EN METAL
	NORW	22			22	NORV	
	OTHER	85			85	AUTRE	
COMMODITY TOTAL		131			131		TOTAL DE MARCHANDISE
BRICKS, TILES NES	GER	8			8	ALL	BRIQUES, TUILLES NDA
GLASS BASIC PRODUCTS	GER	21			21	ALL	OUVR. DE BASE EN VERRE
MISC. FABRICATED PROD.	GER	9			9	ALL	OUVRAGES DIVERS
MACHINERY NES	GER	160			160	ALL	MACHINES NDA
	SWEDN	10			10	SUEDE	
COMMODITY TOTAL		170			170		TOTAL DE MARCHANDISE
PASS. AUTOS AND CHASSIS	GER	14			14	ALL	VOITURES PART., CHASSIS
	SWEDN	5			5	SUEDE	
COMMODITY TOTAL		19			19		TOTAL DE MARCHANDISE
TRUCKS AND CHASSIS	NORW	3			3	NORV	CAMIONS ET CHASSIS
MOTOR VEHICLE ENGINES	NORW	15			15	NORV	MOTEURS DE VEH. AUTOM.
	SWEDN	8			8	SUEDE	



TABLE 14. COMMODITIES LOADED FOR FOREIGN COMPANIES BY COUNTRY OF DESTINATION, REGISTRY OF VESSEL AND CANADIAN REGION - 1977

TABLEAU 14. MARCHANDISES CHARGES A DESTINATION DE PAYS ETRANGERS SELON LE PAYS DE DESTINATION, L'IMMATRICULATION DU NAVIRE ET LA REGION DU CANADA - 1977

SHORT TONS - TONNES COURTES								
COUNTRY OF DESTINATION AND KIND OF CARGO	REGISTRY OF VESSEL	ATLANTIC ATLANTIQUE	GREAT LAKES GRANDS LACS	PACIFIC PACIFIQUE	TOTAL TOTAL	IMMATRIC. DU NAVIRE	PAYS DE DESTINATION ET MARCHANDISE	
<b>BARBADOS CONT.</b>								<b>BARBADE SUITE</b>
COMMODITY TOTAL		23			23		TOTAL DE MARCHANDISE	
RUBBER TIRES AND TUBES	GER	9			9	ALL	PNEUS, CHAMBRES A AIR	
	SWEDN	8			8	SUEDE		
COMMODITY TOTAL		17			17		TOTAL DE MARCHANDISE	
EQUIPMENT MISC.	GER	70			70	ALL	MATERIEL DIVERS	
	NORW	32			32	NORV		
	SWEDN	140			140	SUEDE		
COMMODITY TOTAL		242			242		TOTAL DE MARCHANDISE	
PERSONAL/HSEHOLD GOODS	GER	39			39	ALL	ART.PERS.ET MENAGERS	
	NORW	5			5	NORV		
	SWEDN	3			3	SUEDE		
COMMODITY TOTAL		47			47		TOTAL DE MARCHANDISE	
CONTAINERS,CLOSURES	GER	274			274	ALL	CONTENEURS,FERMETURES	
	NORW	137			137	NORV		
	SWEDN	10			10	SUEDE		
COMMODITY TOTAL		421			421		TOTAL DE MARCHANDISE	
MISC. END PRODUCTS NES	GER	38			38	ALL	PRODUITS FINIS DIV.NDA	
	NORW	7			7	NORV		
	SWEDN	5			5	SUEDE		
COMMODITY TOTAL		50			50		TOTAL DE MARCHANDISE	
GENERAL CARGO	GER	16			16	ALL	MARCHANDISES DIVERSES	
	NORW	5			5	NORV		
	SWEDN	8			8	SUFDE		
COMMODITY TOTAL		29			29		TOTAL DE MARCHANDISE	
CONTAINERIZED FREIGHT	GER	2,718			2,718	ALL	FRET CONTENEURSE	
	NORW	714			714	NORV		
	SWEDN	1,219			1,219	SUEDE		
	LIBER	572			572	LIBER		
	OTHER	4,196			4,196	AUTRE		
COMMODITY TOTAL		9,419			9,419		TOTAL DE MARCHANDISE	
COUNTRY/REGION TOTAL		23,728*	*	*	23,728*		TOTAL DE PAYS/REGION	
<b>JAMAICA</b>								
MEAT,FRESH OR FROZEN	SWEDN	19			19	SUEDE	VIANDE,FRAICHE / CONG.	
	PANAM	7			7	PANAM		
	OTHER	7			7	AUTRE		
COMMODITY TOTAL		33			33		TOTAL DE MARCHANDISE	
FISH,FRESH OR FROZEN	SWEDN	111			111	SUEDE	POISSON,FRAIS OU CONG.	
FISH,SALTED OR CURED	U K	250			250	R U	POISSON,SALE OU FUME	
	GER	84			84	ALL		
	NORW	192			192	NORV		
	SWEDN	197			197	SUEDE		
	PANAM	28			28	PANAM		
COMMODITY TOTAL		751			751		TOTAL DE MARCHANDISE	
FISH,CANNED	OTHER	2			2	AUTRE	POISSON EN BOUTES	
MILK POWDER	NORW	41			41	NORV	LAIT EN POUDRE	
WHEAT	U K	8,175			8,175	R U	BLE	
	CAN	10,117			10,117	CAN		
COMMODITY TOTAL		18,292			18,292		TOTAL DE MARCHANDISE	
MALT AND MALT FLOUR	GER	607			607	ALL	MALT ET FARINE DE MALT	
	GREEK		681		681	GREQC		
	SWEDN	462			462	SUEDE		
COMMODITY TOTAL		1,069	681		1,750		TOTAL DE MARCHANDISE	
WHEAT FLOUR	OTHER	4			4	AUTRE	FARINE DE BLE	
FRUITS, PREP. CANNED	NORW	2			2	NORV	FRUITS PREP. EN BOUTE	
POTATOES	GREEK	2,058			2,058	GREQC	POMMES DE TERRE	
	NORW	199			199	NORV		
	CAN	1,400			1,400	CAN		
COMMODITY TOTAL		3,657			3,657		TOTAL DE MARCHANDISE	
VEGETABLES, DRIED	SWEDN	23			23	SUEDE	LEGUMES, SECS	
SUGAR, NES	GER	7			7	ALL	SUCRE, NDA	
	OTHER	11,026			11,026	AUTRE		
COMMODITY TOTAL		11,033			11,033		TOTAL DE MARCHANDISE	
MISC. FOOD PREP. NES	GER	452			452	ALL	DIV.PREP.ALIM.NDA	
	OTHER	5			5	AUTRE		
COMMODITY TOTAL		457			457		TOTAL DE MARCHANDISE	
CRUDE WOOD MTL. NES	PANAM	1			1	PANAM	MATTERES BOIS BRUT NDA	
SALT	GER	77			77	ALL	Sel	
RUBBER FAB.MATERIALS	SWEDN	5			5	SUEDE	DEMI-PROD.CAOUTCHOUC	
LUMBER AND TIMBER	U K	23			23	R U	BOIS D'OEUVRE ET CHARP.	
	GER	23			23	ALL		
	SWEDN	131			131	SUEDE		
	PANAM	9			9	PANAM		
	OTHER	94			94	AUTRE		
COMMODITY TOTAL		280			280		TOTAL DE MARCHANDISE	
WOOD FAB.MATERIALS	GER	1			1	ALL	DEMI-PRODUITS EN BOIS	
	PANAM	8			8	PANAM		
COMMODITY TOTAL		9			9		TOTAL DE MARCHANDISE	
NEWSPRINT PAPER	DENMK	1,126			1,126	DANMK	PAPIER JOURNAL	
	GER	58			58	ALL		
	NETH	535			535	P.BAS		
	NORW	2,146			2,146	NORV		
	PANAM	1,008			1,008	PANAM		
	CAN	1,054			1,054	CAN		

TABLE 1A. COMMODITIES LOADED FOR FOREIGN COUNTRIES BY COUNTRY OF DESTINATION, REGISTRY OF VESSEL AND CANADIAN REGION - 1977

TABLEAU 1A. MARCHANDISES CHARGÉES A DESTINATION DE PAYS ÉTRANGERS SELON LE PAYS DE DESTINATION, L'IMMATRICULATION DU NAVIRE ET LA RÉGION DU CANADA - 1977

COUNTRY OF DESTINATION AND KIND OF CARGO	REGISTRY OF VESSEL	SHORT TONS - TONNES COURTES				TOTAL TOTAL	IMMATIC. DU NAVIRE	PAYS DE DESTINATION ET MARCHANDISE
		ATLANTIC ATLANTIQUE	GREAT LAKES GRANDS LACS	PACIFIC PACIFIQUE	TOTAL			
JAMAICA							JAMAIQUE	
CONT.							SUITE	
COMMODITY TOTAL		5,927			5,927		TOTAL DE MARCHANDISE	
PAPER NES	U K	13			13	R U	PAPIER NDA	
	GER	3			3	ALL		
	NORW	93			93	NORV		
	SWEDN	8			8	SUEDE		
	PANAM	254			254	PANAM		
COMMODITY TOTAL		371			371		TOTAL DE MARCHANDISE	
PAPERBOARD	PANAM	47			47	PANAM	CAPTON	
	CAN	303			303	CAN		
COMMODITY TOTAL		350			350		TOTAL DE MARCHANDISE	
TEXTILE FAB.MTL NES	GER	15			15	ALL	OUVR.EN MAT.TEXT.NDA	
	SWEDN	2			2	SUEDE		
COMMODITY TOTAL		17			17		TOTAL DE MARCHANDISE	
ANIMAL OILS,EXC.MARINE	GER	116			116	ALL	HUIL.ANIM.SAUF AN.MAR.	
	NORW	57			57	NORV		
	SWEDN	370			370	SUEDE		
COMMODITY TOTAL		543			543		TOTAL DE MARCHANDISE	
METALLIC SALTS	U K	6			6	R U	SELS METALLIQUES	
EXPLOS., FUSES, CAPS	OTHER	72			72	AUTRE	EXPLOS.,AMORCES, OFT.	
FERTILIZERS NES	OTHER	26			26	AUTRE	ENGRAIS CHIMIQUE NDA	
AGRICULTURAL CHEMICALS	PANAM	13			13	PANAM	PROD.CHIM.AGRICOLES	
	OTHER	9			9	AUTRE		
COMMODITY TOTAL		22			22		TOTAL DE MARCHANDISE	
SYNTHETIC RUBBER	GER	1			1	ALL	CACOUTHOUC SYNTHETIQUE	
PLASTIC MATERIALS	SWEDN	20			20	SUEDE	MATIERES PLASTIQUES	
DYESTUFF,PIGMENT,PAINT	SWEDN	1			1	SUEDE	MAT.COLOR.PIG.PEINTURE	
	PANAM	5			5	PANAM		
	OTHER	4			4	AUTRE		
COMMODITY TOTAL		10			10		TOTAL DE MARCHANDISE	
CHEM.SPECIALTIES NES	PANAM	4			4	PANAM	PROD.CHIM.SPECIALS NDA	
PLATE & SHEET STEEL	GER		1,930		1,930	ALL	TOLES,FEUILLES D'ACIER	
	GREEK		37		37	GREQ		
	SWEDN	51			51	SUEDE		
COMMODITY TOTAL		51	1,967		2,018		TOTAL DE MARCHANDISE	
STRUCTURAL SHAPES	GER	24			24	ALL	PROFILES DE CONSTRUCT.	
	SWEDN	59			59	SUEDE		
	OTHER	415			415	AUTRE		
COMMODITY TOTAL		498			498		TOTAL DE MARCHANDISE	
PIPES,TUBES:IRON,STEEL	NORW	10			10	NORV	TUYAUX,TUBES:FER,ACIER	
	SWEDN	7			7	SUEDE		
COMMODITY TOTAL		17			17		TOTAL DE MARCHANDISE	
ALUMINUM	U K	225			225	R U	ALUMINIUM	
	GER	274			274	ALL		
	SWEDN	100			100	SUEDE		
COMMODITY TOTAL		599			599		TOTAL DE MARCHANDISE	
COPPER AND ALLCYS	GER	6			6	ALL	CUIVRE ET ALLIAGES	
	OTHER	14			14	AUTRE		
COMMODITY TOTAL		20			20		TOTAL DE MARCHANDISE	
METAL FAB.BASIC PROD.	U K	2			2	R U	OUVR.DE BASE EN METAL	
	SWEDN	4			4	SUEDE		
	OTHER	10			10	AUTRE		
COMMODITY TOTAL		16			16		TOTAL DE MARCHANDISE	
MISC.FABRICATED PROD.	U K	2			2	R U	OUVRAGES DIVERS	
	SWEDN	8			8	SUEDE		
COMMODITY TOTAL		10			10		TOTAL DE MARCHANDISE	
MACHINERY NES	U K	50			50	R U	MACHINES NDA	
	NORW	1			1	NORV		
	SWEDN	50			50	SUEDE		
	PANAM	56			56	PANAM		
COMMODITY TOTAL		157			157		TOTAL DE MARCHANDISE	
RAILWAY ROLLING STOCK	U K	2			2	R U	MAT.ROUL.DE CH.DE FER	
	NORW	55			55	NORV		
COMMODITY TOTAL		57			57		TOTAL DE MARCHANDISE	
PASS.AUTCS AND CHASSIS	U K	5			5	R U	VOITURES PART.,CHASSIS	
	GER	6			6	ALL		
	SWEDN	13			13	SUEDE		
	PANAM	4			4	PANAM		
	OTHER	7			7	AUTRE		
COMMODITY TOTAL		35			35		TOTAL DE MARCHANDISE	
MOTOR VEHICLE ENGINES	SWEDN	2			2	SUEDE	MOTEURS DE VEH.AUTOM.	
ROAD MOTOR VEH. NES	PANAM	2			2	PANAM	VEH.AUTOM.ROUTIERS NDA	
EQUIPMENT MISC.	U K	1			1	R U	MATERIEL DIVERS	
	GER		40		40	ALL		
	SWEDN	93			93	SUEDE		
	PANAM	4			4	PANAM		
	OTHER	7			7	AUTRE		
COMMODITY TOTAL		105	40		145		TOTAL DE MARCHANDISE	
PERSONAL,HOUSEHOLD GOODS	U K	1			1	R U	ART.PERS.ET MENAGERE	
	GER	3			3	ALL		
	SWEDN	4			4	SUEDE		
	PANAM	2			2	PANAM		
COMMODITY TOTAL		10			10		TOTAL DE MARCHANDISE	
CONTAINERS,CLOSURES	SWEDN	37			37	SUEDE	CONTENEURS,FERMETURES	
MISC. END PRODUCTS NES	U K	10			10	R U	PRODUITS FINIS DIV.NDA	
	NORW	1			1	NORV		
	SWEDN	35			35	SUEDE		

TABLE 1A. COMMODITIES LOADED FOR FOREIGN COUNTRIES BY COUNTRY OF DESTINATION, REGISTRY OF VESSEL AND CANADIAN REGION - 1977

TABLEAU 1A. MARCHANDISES CHARGÉES À DESTINATION DE PAYS ÉTRANGERS SELON LE PAYS DE DESTINATION, L'IMMATRICULATION DU NAVIRE ET LA RÉGION DU CANADA - 1977

SHORT TONS - TONNES COURTES

COUNTRY OF DESTINATION AND KIND OF CARGO	REGISTRY OF VESSEL	ATLANTIC ATLANTIQUE	GREAT LAKES GRANDS LACS	PACIFIC PACIFIQUE	TOTAL TOTAL	IMMATRIC. DU NAVIRE	PAYS DE DESTINATION ET MARCHANDISE
<b>JAMAICA</b>	<b>CONT.</b>						<b>JAMAÏQUE</b>
	PANAM	1			1	PANAM	
	OTHER	13			13	AUTRE	
<b>COMMODITY TOTAL</b>		<b>60</b>			<b>60</b>		<b>TOTAL DE MARCHANDISE</b>
GENERAL CARGO	GER	93			93	ALL	MARCHANDISES DIVERSES
	NORW	110			110	NORV	
	SWEDN	7			7	SUEDE	
<b>COMMODITY TOTAL</b>		<b>210</b>			<b>210</b>		<b>TOTAL DE MARCHANDISE</b>
CONTAINERIZED FREIGHT	U K	36			36	R U	FRET CONTENÉURESE
	GER	5,103	741		5,844	ALL	
	NORW	2,493			2,493	NORV	
	SWEDN	798			798	SUEDE	
	LIBER	4,195			4,195	LIBER	
	OTHER	10,171			10,171	AUTRE	
<b>COMMODITY TOTAL</b>		<b>22,796</b>	<b>741</b>		<b>23,537</b>		<b>TOTAL DE MARCHANDISE</b>
<b>COUNTRY/REGION TOTAL</b>		<b>67,898*</b>	<b>3,429*</b>	<b>*</b>	<b>71,327*</b>		<b>TOTAL DE PAYS/REGION</b>
<b>LEEW-WIND IS.</b>							<b>I. LEEM-WIND.</b>
MEAT, FRESH OR FROZEN	GER	217			217	ALL	VIANDE, FRAÏCHE / CONG.
	NORW	31			31	NORV	
	SWEDN	55			55	SUEDE	
<b>COMMODITY TOTAL</b>		<b>303</b>			<b>303</b>		<b>TOTAL DE MARCHANDISE</b>
MEAT, CURED	GER	52			52	ALL	VIANDE FUMÉE OU SALÉE
	NORW	75			75	NORV	
	SWEDN	8			8	SUEDE	
<b>COMMODITY TOTAL</b>		<b>135</b>			<b>135</b>		<b>TOTAL DE MARCHANDISE</b>
MEAT AND MEAT PREP. NES	GER	88			88	ALL	VIANDES ET PREP. NDA
FISH, FRESH OR FROZEN	GER	174			174	ALL	POISSON, FRAÏS OU CONG.
	NORW	45			45	NORV	
	SWEDN	175			175	SUEDE	
<b>COMMODITY TOTAL</b>		<b>394</b>			<b>394</b>		<b>TOTAL DE MARCHANDISE</b>
FISH, SALTED OR CURED	GER	475			475	ALL	POISSON, SALÉ OU FUMÉ
	NORW	166			166	NORV	
	SWEDN	135			135	SUEDE	
<b>COMMODITY TOTAL</b>		<b>776</b>			<b>776</b>		<b>TOTAL DE MARCHANDISE</b>
FISH, CANNED	GER	61			61	ALL	POISSON EN BOÏTES
	SWEDN	24			24	SUEDE	
<b>COMMODITY TOTAL</b>		<b>85</b>			<b>85</b>		<b>TOTAL DE MARCHANDISE</b>
MILK POWDER	GER	459			459	ALL	LAIT EN POUVRE
	NORW	215			215	NORV	
	SWEDN	21			21	SUEDE	
<b>COMMODITY TOTAL</b>		<b>695</b>			<b>695</b>		<b>TOTAL DE MARCHANDISE</b>
OATS	GER	61			61	ALL	AVOÏNE
	SWEDN	19			19	SUEDE	
<b>COMMODITY TOTAL</b>		<b>80</b>			<b>80</b>		<b>TOTAL DE MARCHANDISE</b>
WHEAT	DENMK	2,943			2,943	DANMK	BLÉ
CORN MEAL AND FLOUR	GER	180			180	ALL	SEMOLLE, FARINE DE MAÏS
	NORW	13			13	NORV	
	SWEDN	24			24	SUEDE	
<b>COMMODITY TOTAL</b>		<b>217</b>			<b>217</b>		<b>TOTAL DE MARCHANDISE</b>
MALT AND MALT FLOUR	GER	44			44	ALL	MALT ET FARINE DE MALT
WHEAT FLOUR	GER	5,234			5,234	ALL	FARINE DE BLÉ
	NORW	1,464			1,464	NORV	
	SWEDN	756			756	SUEDE	
<b>COMMODITY TOTAL</b>		<b>7,454</b>			<b>7,454</b>		<b>TOTAL DE MARCHANDISE</b>
CEREALS MILLED, NES	GER	80			80	ALL	CÉRÉALES MOULUES, NDA
	SWEDN	3			3	SUEDE	
<b>COMMODITY TOTAL</b>		<b>83</b>			<b>83</b>		<b>TOTAL DE MARCHANDISE</b>
MACARONI, CEREAL PROD.	GER	43			43	ALL	PÂTES ALIM. PROD. CÉRÉAL
	NORW	6			6	NORV	
	SWEDN	6			6	SUEDE	
<b>COMMODITY TOTAL</b>		<b>55</b>			<b>55</b>		<b>TOTAL DE MARCHANDISE</b>
APPLES	GER	26			26	ALL	POMMES
FRUIT JUICES	GER	13			13	ALL	JUS DE FRUIT
	NORW	12			12	NORV	
<b>COMMODITY TOTAL</b>		<b>25</b>			<b>25</b>		<b>TOTAL DE MARCHANDISE</b>
FRUITS, PREP. CANNED	GER	74			74	ALL	FRUITS PREP. EN BOÏTE
	NORW	21			21	NORV	
	SWEDN	4			4	SUEDE	
<b>COMMODITY TOTAL</b>		<b>99</b>			<b>99</b>		<b>TOTAL DE MARCHANDISE</b>
POTATOES	GER	43			43	ALL	POMMES DE TERRE
	NORW	69			69	NORV	
	SWEDN	48			48	SUEDE	
<b>COMMODITY TOTAL</b>		<b>160</b>			<b>160</b>		<b>TOTAL DE MARCHANDISE</b>
VEGETABLES, FRESH	GER	114			114	ALL	LEGUMES, FRAÏS
VEGETABLES, FROZEN	GER	8			8	ALL	LEGUMES, CONGÈLES
VEGETABLES, DRIED	GER	140			140	ALL	LEGUMES, SECS
	NORW	54			54	NORV	
	SWEDN	15			15	SUEDE	
<b>COMMODITY TOTAL</b>		<b>209</b>			<b>209</b>		<b>TOTAL DE MARCHANDISE</b>
VEGETABLE PREP. NES	GER	147			147	ALL	PREP. DE LEGUMES NDA
	NORW	19			19	NORV	
	SWEDN	6			6	SUEDE	
<b>COMMODITY TOTAL</b>		<b>172</b>			<b>172</b>		<b>TOTAL DE MARCHANDISE</b>
SUGAR, NES	GER	1,386			1,386	ALL	SUCRE, NDA



TABLE 1A. COMMODITIES LOADED FOR FOREIGN COUNTRIES BY COUNTRY OF DESTINATION, REGISTRY OF VESSEL AND CANADIAN REGION - 1977

TABLÉAU 1A. MARCHANDISES CHARGÉES À DESTINATION DE PAYS ÉTRANGERS SELON LE PAYS DE DESTINATION, D'IMMATRICULATION DU NAVIRE ET LA RÉGION DU CANADA - 1977

SHORT TONS - TONNES COURTES

COUNTRY OF DESTINATION AND KIND OF CARGO	REGISTRY OF VESSEL	ATLANTIC ATLANTIQUE	GREAT LAKES GRANDS LACS	PACIFIC PACIFIQUE	TOTAL TOTAL	IMMATRIC. DU NAVIRE	PAYS DE DESTINATION ET MARCHANDISE
LEEWIND IS. CONT.							1. LEEW-WIND. SUITE
	NORV	66			66	NORV	
	SWEDN	90			90	SUEDE	
COMMODITY TOTAL		1,542			1,542		TOTAL DE MARCHANDISE
SUGAR PREPARATIONS	GER	9			9	ALL	PREP. A BASE DE SUCRE
COCOA AND CHOCOLATE	GER	2			2	ALL	CACAO ET CHOCOLAT
SPICES	GER	21			21	ALL	ÉPICES
SHORTENING	GER	2			2	ALL	GRAISSE CULINAIRE
MISC. FEED PREP. NES	GER	291			291	ALL	DTV. PREP. ALIM. NDA
	NORV	63			63	NORV	
	SWEDN	33			33	SUEDE	
COMMODITY TOTAL		387			387		TOTAL DE MARCHANDISE
FEEDS OF ANIMAL ORIGIN	GER	1			1	ALL	PROV. D'ORIGINE ANIMALE
CONC. COMPLETE FEEDS	GER	45			45	ALL	CONC., PROV. COMPLETE S
	NORV	3			3	NORV	
	SWEDN	25			25	SUEDE	
COMMODITY TOTAL		73			73		TOTAL DE MARCHANDISE
NON-ALCOHOLIC BEVERAGE	GER	32			32	ALL	BOISSONS NON-ALCOOLIQ.
WINES	GER	7			7	ALL	VINS
DIST. ALCOHOLIC BEV.	GER	23			23	ALL	BOISS. ALCOOL. DIST.
	SWEDN	8			8	SUEDE	
COMMODITY TOTAL		31			31		TOTAL DE MARCHANDISE
TEXTILE FIBRES NES	GER	22			22	ALL	FIBRES TEXTILES NDA
STONE, CRUDE NES	GER	36			36	ALL	PIERRE BRUTE NDA
SALT	GER	301			301	ALL	SEL
	NORV	53			53	NORV	
	SWEDN	15			15	SUEDE	
COMMODITY TOTAL		369			369		TOTAL DE MARCHANDISE
COTTON, TEXTILE WASTE	GER	7			7	ALL	DECHETS DE COTON, TEXT.
LUMBER AND TIMBER	GER	1,064			1,064	ALL	BOIS OEUVRE ET CHARP.
	NORV	158			158	NORV	
	SWEDN	115			115	SUEDE	
COMMODITY TOTAL		1,337			1,337		TOTAL DE MARCHANDISE
FLOORING	SWEDN	103			103	SUEDE	LAMES POUR PARQUET
SHINGLES AND SHAKES	GER	80			80	ALL	BARDEAUX, BARD. FACADE
	SWEDN	21			21	SUEDE	
COMMODITY TOTAL		101			101		TOTAL DE MARCHANDISE
SAWMILL PRODUCTS NES	GER	3			3	ALL	SCIAGES NDA
VENEER, PLYWOOD	GER	9			9	ALL	PLACAGES, CONTRE-PLAQ.
PAPER NES	GER	391			391	ALL	PAPIER NDA
	NORV	65			65	NORV	
	SWEDN	59			59	SUEDE	
COMMODITY TOTAL		515			515		TOTAL DE MARCHANDISE
BLDG. PAPER AND BOARD	GER	224			224	ALL	PLAQ. CONSTR., PAP/CART.
	NORV	152			152	NORV	
	SWEDN	19			19	SUEDE	
COMMODITY TOTAL		395			395		TOTAL DE MARCHANDISE
TEXTILE FAB. MTL NES	GER	143			143	ALL	OUVR. EN MAT. TEXT. NDA
	NORV	52			52	NORV	
	SWEDN	29			29	SUEDE	
COMMODITY TOTAL		224			224		TOTAL DE MARCHANDISE
ANIMAL OILS, EXC. MARINE	GER	4			4	ALL	HUIL. ANIM. SAUF AN. MAR.
VEG. OILS, FATS NES	GER	18			18	ALL	HUIL. MAT. GRAS. VEG. NDA
OILS, FATS, WAXES NES	GER	1			1	ALL	HUIL. MAT. GRAS. CIRE NDA
SULPHURIC ACID	GER	4			4	ALL	ACIDE SULFURIQUE
	NORV	19			19	NORV	
	SWEDN	2			2	SUEDE	
COMMODITY TOTAL		25			25		TOTAL DE MARCHANDISE
INORGANIC CHEMS. NES	GER	46			46	ALL	PROD. CHIM. INORG. NDA
	NORV	18			18	NORV	
	SWEDN	22			22	SUEDE	
COMMODITY TOTAL		86			86		TOTAL DE MARCHANDISE
ORGANIC CHEMICALS NES	GER	5			5	ALL	PROD. CHIM. ORGAN. NDA
EXPLOS., FUSES, CAPS	OTHER	28			28	AUTRE	EXPLOS., AMORCES, DET.
POTASH	GER	1,320			1,320	ALL	POTASSE
AGRICULTURAL CHEMICALS	GER	19			19	ALL	PROD. CHIM. AGRICOLLES
PLASTIC MATERIALS	GER	9			9	ALL	MATIERES PLASTIQUES
	SWEDN	1			1	SUEDE	
COMMODITY TOTAL		10			10		TOTAL DE MARCHANDISE
DYESTUFF, PIGMENT, PAINT	GER	8			8	ALL	MAT. COLOR. PIG. PEINTURE
	NORV	2			2	NORV	
COMMODITY TOTAL		10			10		TOTAL DE MARCHANDISE
ASPHALTS, ROAD OILS	GER	8			8	ALL	ASPHALTE, BITUME LIQD.
	SWEDN	14			14	SUEDE	
COMMODITY TOTAL		22			22		TOTAL DE MARCHANDISE
CASTINGS, FORGINGS	NORV	8			8	NORV	MOUL. PIÈCES FORGÉES
BARNS AND RODS, STEEL	NORV	434			434	NORV	BARRES ET TIGES ACIER
PLATE & SHEET STEEL	GER	3			3	ALL	TÔLES, FEUILLES D'ACIER
STRUCTURAL SHAPES	GER	28			28	ALL	PROFILES DE CONSTRUCT.
	NORV	31			31	NORV	
	SWEDN	94			94	SUEDE	
COMMODITY TOTAL		153			153		TOTAL DE MARCHANDISE
PIPES, TUBES: IRON, STEEL	GER	385			385	ALL	TUYAUX, TUBES: FER, ACIER
	NORV	933			933	NORV	
	SWEDN	3			3	SUEDE	
COMMODITY TOTAL		1,321			1,321		TOTAL DE MARCHANDISE
COPPER AND ALLOYS	SWEDN	134			134	SUEDE	CUIVRE ET ALLIAGES

TABLE 1A. COMMODITIES LOADED FOR FOREIGN COUNTRIES BY COUNTRY OF DESTINATION, REGISTRY OF VESSEL AND CANADIAN REGION - 1977

TABLEAU 1A. MARCHANDISES CHARGÉES À DESTINATION DE PAYS ÉTRANGERS SELON LE PAYS DE DESTINATION, L'IMMATRICULATION DU NAVIRE ET LA RÉGION DU CANADA - 1977

		SHORT TONS - TONNES COURTES						
COUNTRY OF DESTINATION AND KIND OF CARGO	REGISTRY OF VESSEL	ATLANTIC ATLANTIQUE	GREAT LAKES GRANDS LACS	PACIFIC PACIFIQUE	TOTAL TOTAL	IMMATRIC. DU NAVIRE	PAYS DE DESTINATION ET MARCHANDISE	
LEEWIND IS. CONT. METAL FAB. BASIC PROD.	GER NORW SWEDN	82 155 7			82 155 7	ALL NORV SUEDE	T. LEEWIND. SUITE OUVR. DE BASE EN METAL	
COMMODITY TOTAL		244			244		TOTAL DE MARCHANDISE	
BRICKS, TILES NES	GER NORW SWEDN	8 12 2			8 12 2	ALL NORV SUEDE	BRIQUES, TUILES NDA	
COMMODITY TOTAL		22			22		TOTAL DE MARCHANDISE	
NON-MET. MIN. BASIC PROD MISC. FABRICATED PROD.	GER GEP SWEDN	203 28 8			203 28 8	ALL ALL SUEDE	PROD. MIN. NON-MET. BASE OUVRAGES DIVERS	
COMMODITY TOTAL		36			36		TOTAL DE MARCHANDISE	
MACHINERY NES	GER NORW SWEDN LIBER	510 14 76 5			510 14 76 5	ALL NORV SUEDE LIBER	MACHINES NDA	
COMMODITY TOTAL		605			605		TOTAL DE MARCHANDISE	
PASS. AUTOS AND CHASSIS	GER OTHER	21 24			21 24	ALL AUTRE	VOITURES PART., CHASSIS	
COMMODITY TOTAL		45			45		TOTAL DE MARCHANDISE	
TRUCKS AND CHASSIS MOTOR VEHICLE ENGINES	GER GER NORW SWEDN	9 14 20 3			9 14 20 3	ALL ALL NORV SUEDE	CAMIONS ET CHASSIS MOTEURS DE VEH. AUTOM.	
COMMODITY TOTAL		37			37		TOTAL DE MARCHANDISE	
ROAD MOTOR VEH. NES RUBBER TIRES AND TUBES	DENMK GER NORW SWEDN	10 65 16 4			10 65 16 4	DANMK ALL NORV SUEDE	VEH. AUTOM. POUTIERS NDA PNEUS, CHAMBRES A AIR	
COMMODITY TOTAL		85			85		TOTAL DE MARCHANDISE	
EQUIPMENT MISC.	GER NORW SWEDN LIBER	204 26 43 3			204 26 43 3	ALL NORV SUEDE LIBER	MATERIEL DIVERS	
COMMODITY TOTAL		276			276		TOTAL DE MARCHANDISE	
PERSONAL/HSEHOLD GOODS	GER SWEDN	106 31			106 31	ALL SUEDE	ART. PERS. ET MENAGER S	
COMMODITY TOTAL		137			137		TOTAL DE MARCHANDISE	
FIREARMS, AMMUNITION	LIBER OTHER	9 12			9 12	LIBER AUTRE	ARMES A FEU, MUNITIONS	
COMMODITY TOTAL		21			21		TOTAL DE MARCHANDISE	
CONTAINERS, CLOSURES	GER SWEDN	62 4			62 4	ALL SUEDE	CONTENEURS, FERMETURES	
COMMODITY TOTAL		66			66		TOTAL DE MARCHANDISE	
MISC. END PRODUCTS NES	GER NORW SWEDN OTHER	43 3 4 58			43 3 4 58	ALL NORV SUEDE AUTRE	PRODUITS FINIS DIV. NDA	
COMMODITY TOTAL		108			108		TOTAL DE MARCHANDISE	
GENERAL CARGO	GER NORW	37 18			37 18	ALL NORV	MARCHANDISES DIVERSES	
COMMODITY TOTAL		55			55		TOTAL DE MARCHANDISE	
CONTAINERIZED FREIGHT	DENMK GER NORW SWEDN LIBER	268 1,968 161 857 337			268 1,968 161 857 337	DANMK ALL NORV SUEDE LIBER	FRET CONTENEURISE	
COMMODITY TOTAL		3,591			3,591		TOTAL DE MARCHANDISE	
COUNTRY/REGION TOTAL		28,544*	*	*	28,544*		TOTAL DE PAYS/REGION	
TRINIDAD-TOBAG MEAT, FRESH OR FROZEN	GER SWEDN PANAM	45 31 3			45 31 3	ALL SUEDE PANAM	TRINIDAD TOBAG VIANDE, FRAICHE / CONG.	
COMMODITY TOTAL		79			79		TOTAL DE MARCHANDISE	
MEAT, CURED	GER NORW	25 39			25 39	ALL NORV	VIANDE FUMEE OU SALEE	
COMMODITY TOTAL		64			64		TOTAL DE MARCHANDISE	
MEAT AND MEAT PREP. NES	GER PANAM	109 2			109 2	ALL PANAM	VIANDES ET PREP. NDA	
COMMODITY TOTAL		111			111		TOTAL DE MARCHANDISE	
FISH, FRESH OR FROZEN FISH, SALTED OR CURED	GER GER NORW PANAM	20 98 50 52			20 98 50 52	ALL ALL NORV PANAM	POISSON, FRAIS OU CONG. POISSON, SALE OU FUME	
COMMODITY TOTAL		200			200		TOTAL DE MARCHANDISE	
CHEESE MILK POWDER DAIRY PROD. EGGS, HONEY	GER NORW GER SWEDN	1 24 2 2			1 24 2 2	ALL NORV ALL SUEDE	FROMAGE LAIT EN POUDRE PROD. LAIT., OEUFS, MIEL	
COMMODITY TOTAL		4			4		TOTAL DE MARCHANDISE	
WHEAT	GER U K NORW	10 6,300 6,408			10 6,300 6,408	ALL R U NORV	AVOINE BLE	

TABLE 1A. COMMODITIES LOADED FOR FOREIGN COUNTRIES BY COUNTRY OF DESTINATION, REGISTRY OF VESSEL AND CANADIAN REGION - 1977

TABLEAU 1A. MARCHANDISES CHARGÉES À DESTINATION DE PAYS ÉTRANGERS SELON LE PAYS DE DESTINATION, L'IMMATRICULATION DU NAVIRE ET LA RÉGION DU CANADA - 1977

COUNTRY OF DESTINATION AND KIND OF CARGO	REGISTRY OF VESSEL	SHORT TONS - TONNES COURTES				TOTAL	IMMATIC. DU NAVIRE	PAYS DE DESTINATION ET MARCHANDISE
		ATLANTIC ATLANTIQUE	GREAT LAKES GRANDS LACS	PACIFIC PACIFIQUE	TOTAL			
TRINIDAD-TOBAG CONT.	OTHER	76,034				76,034	AUTRE	TRINIDAD TOBAG SUITE
COMMODITY TOTAL		88,742				88,742		TOTAL DE MARCHANDISE
MALT AND MALT FLOUR	GER	129				129	ALL	MALT ET FARINE DE MALT
	NORW	88				88	NORV	
COMMODITY TOTAL		217				217		TOTAL DE MARCHANDISE
WHEAT FLOUR	GER	106				106	ALL	FARINE DE BLE
	PANAM	2				2	PANAM	
COMMODITY TOTAL		108				108		TOTAL DE MARCHANDISE
CEREALS MILLED, NES	GER	6				6	ALL	CEREALES MOULUES, NDA
	NORW	48				48	NORV	
COMMODITY TOTAL		54				54		TOTAL DE MARCHANDISE
FRUIT JUICES	GER	7				7	ALL	JUS DE FRUIT
FRUITS, PREP. CANNED	GER	3				3	ALL	FRUITS PREP. EN BOITE
POTATOES	OTHER	1,735				1,735	AUTRE	POMMES DE TERRE
VEGETABLES, FRESH	GER	2				2	ALL	LEGUMES, FRAIS
	PANAM	3				3	PANAM	
COMMODITY TOTAL		5				5		TOTAL DE MARCHANDISE
VEGETABLES, DRIED	GER	20				20	ALL	LEGUMES, SECS
	OTHER	11,487				11,487	AUTRE	
COMMODITY TOTAL		11,507				11,507		TOTAL DE MARCHANDISE
VEGETABLE PREP. NES	GER	68				68	ALL	PREP. DE LEGUMES NDA
	NORW	71				71	NORV	
	PANAM	34				34	PANAM	
COMMODITY TOTAL		173				173		TOTAL DE MARCHANDISE
SPICES	GER	6				6	ALL	EPICES
	NORW	6				6	NORV	
COMMODITY TOTAL		12				12		TOTAL DE MARCHANDISE
MISC. FOOD PREP. NES	GER	86				86	ALL	DIV. PREP. ALIM. NDA
	NORW	6				6	NORV	
COMMODITY TOTAL		92				92		TOTAL DE MARCHANDISE
DIST. ALCOHOLIC BEV.	GER	4				4	ALL	BOISS. ALCOOL. DIST.
COTTON, TEXTILE WASTE	GER	54				54	ALL	DECHETS DE COTON, TEXT.
	PANAM	22				22	PANAM	
COMMODITY TOTAL		76				76		TOTAL DE MARCHANDISE
LUMBER AND TIMBER	GER	3,032				3,032	ALL	BOIS D'OEUVRE ET CHARP.
	GREEK			3,664		3,664	GREQO	
	NORW	320				320	NORV	
	PANAM	297				297	PANAM	
COMMODITY TOTAL		3,649		3,664		7,313		TOTAL DE MARCHANDISE
VENEER, PLYWOOD	GREEK			165		165	GREQO	PLACAGES, CONTRE-PLAQ.
PULP	DENMK	778				778	DANMK	PATE
	GER	15				15	ALL	
COMMODITY TOTAL		793				793		TOTAL DE MARCHANDISE
NEWSPRINT PAPER	U K	1,577				1,577	R U	PAPIER JOURNAL
	GER	754				754	ALL	
	GREEK	847				847	GREQO	
	NORW	903				903	NORV	
	PANAM	3				3	PANAM	
	OTHER	2,204				2,204	AUTRE	
COMMODITY TOTAL		6,288				6,288		TOTAL DE MARCHANDISE
PAPER NES	GER	555				555	ALL	PAPIER NDA
	NORW	94				94	NORV	
	PANAM	64				64	PANAM	
COMMODITY TOTAL		713				713		TOTAL DE MARCHANDISE
PAPERBOARD	U K	484				484	R U	CARTON
BLDG. PAPER AND BOARD	GER	100				100	ALL	PLAQ. CONSTR., PAP/CART.
TEXTILE FAB. MTL NES	GER	51				51	ALL	OUVR. EN MAT. TEXT. NDA
	NORW	22				22	NORV	
	PANAM	3				3	PANAM	
COMMODITY TOTAL		76				76		TOTAL DE MARCHANDISE
ANIMAL OILS, EXC. MARINE	GER	222				222	ALL	HUIL. ANIM. SAUF AN. MAR.
	NORW	230				230	NORV	
COMMODITY TOTAL		452				452		TOTAL DE MARCHANDISE
OILS, FATS, WAXES NES	GER	9				9	ALL	HUIL. MAT. GRAS. CIRE NDA
INORGANIC CHEMS. NES	GER	111				111	ALL	PROD. CHIM. INORG. NDA
ORGANIC CHEMICALS NES	GER	40				40	ALL	PROD. CHIM. ORGAN. NDA
PLASTIC MATERIALS	GER	16				16	ALL	MATIERES PLASTIQUES
	PANAM	3				3	PANAM	
COMMODITY TOTAL		19				19		TOTAL DE MARCHANDISE
DYESTUFF, PIGMENT, PAINT	GER	8				8	ALL	MAT. COLOR. PIG. PEINTURE
	NORW	9				9	NORV	
	PANAM	27				27	PANAM	
COMMODITY TOTAL		44				44		TOTAL DE MARCHANDISE
CHEM. SPECIALTIES NES	GER	48				48	ALL	PROD. CHIM. SPECIAUX NDA
LUBRICATING OIL, GREASE	GER	2				2	ALL	HUILE, GRAISSE LUBRIF.
BARNS AND RODS, STEEL	NORW	1				1	NORV	BARRES ET TIGES ACIER
PLATE & SHEET STEEL	GER	161				161	ALL	TOLLES, FEUILLES D'ACIER
	PANAM	23				23	PANAM	
COMMODITY TOTAL		184				184		TOTAL DE MARCHANDISE
STRUCTURAL SHAPES	PANAM	31				31	PANAM	PROFILES DE CONSTRUCT.
PIPES, TUBES: IRON, STEEL	GER	439				439	ALL	TUYAUX, TUBES: FER, ACIER
	NORW	9				9	NORV	
	PANAM	191				191	PANAM	
COMMODITY TOTAL		639				639		TOTAL DE MARCHANDISE
WIRE	GER	218				218	ALL	FIL METALLIQUE
	NORW	32				32	NORV	



TABLE 14. COMMODITIES CARRIED FOR FOREIGN COUNTRIES BY COUNTRY OF DESTINATION, REGISTRY OF VESSEL AND CANADIAN REGION - 1977

TABLEAU 14. MARCHANDISES CHARGÉES A DESTINATION DE PAYS ÉTRANGERS SELON LE PAYS DE DESTINATION, L'IMMATRICULATION DU NAVIRE ET LA RÉGION DU CANADA - 1977

COUNTRY OF DESTINATION AND KIND OF CARGO	REGISTRY OF VESSEL	SHORT TONS - TONNES COURTES			TOTAL TOTAL	IMMATRIC. DU NAVIRE	PAYS DE DESTINATION ET MARCHANDISE
		ATLANTIC ATLANTIQUE	GREAT LAKES GRANDS LACS	PACIFIC PACIFIQUE			
TRINIDAD-TOBAG CONT.							
COMMODITY TOTAL		250			250		TRINIDAD TOBAG SUITE
ALUMINUM	GER	435			435	ALL	TOTAL DE MARCHANDISE
	NORW	65			65	NORV	ALUMINIUM
COMMODITY TOTAL		500			500		TOTAL DE MARCHANDISE
COPPER AND ALLOYS	GER	298			298	ALL	CUIVRE ET ALLIAGES
	NORW	1			1	NORV	
COMMODITY TOTAL		299			299		TOTAL DE MARCHANDISE
LEAD AND ALLOYS	GER	402			402	ALL	PLOMB ET ALLIAGES
	NORW	155			155	NORV	
COMMODITY TOTAL		557			557		TOTAL DE MARCHANDISE
ZINC AND ALLOYS	GER	154			154	ALL	ZINC ET ALLIAGES
	PANAM	132			132	PANAM	
COMMODITY TOTAL		286			286		TOTAL DE MARCHANDISE
NON-FERROUS METALS NES	GER	2			2	ALL	METAUX NON-FERREUX NDA
METAL FAB. BASIC PROD.	GER	6			6	ALL	OUVR. DE BASE EN METAL
BRICKS, TILES NES	GER	232			232	ALL	BRIQUES, TÔILES NDA
NON-MET. MIN. BASIC PROD.	NORW	1			1	NORV	PROD. MIN. NON-MET. BASE
MISC. FABRICATED PROD.	GER	92			92	ALL	OUVRAGES DIVERS
	NORW	1			1	NORV	
COMMODITY TOTAL		93			93		TOTAL DE MARCHANDISE
MACHINERY NES	GER	54			54	ALL	MACHINES NDA
	NORW	63			63	NORV	
	SWEDN	180			180	SUEDE	
	OTHER	32			32	AUTRE	
COMMODITY TOTAL		329			329		TOTAL DE MARCHANDISE
PASS. AUTOS AND CHASSIS	GER	18			18	ALL	VOITURES PART., CHASSIS
	NORW	1			1	NORV	
	PANAM	5			5	PANAM	
COMMODITY TOTAL		24			24		TOTAL DE MARCHANDISE
MOTOR VEHICLE ENGINES	PANAM	9			9	PANAM	MOTEURS DE VEH. AUTOM.
PNEUS, TIRES AND TUBES	GER	29			29	ALL	PNEUS, CHAMBRES A AIR
EQUIPMENT MISC.	GER	67			67	ALL	MATERIEL DIVERS
	NORW	2			2	NORV	
	PANAM	9			9	PANAM	
COMMODITY TOTAL		78			78		TOTAL DE MARCHANDISE
PERSONAL, HOUSEHOLD GOODS	GER	43			43	ALL	ART. PERS. ET MENAGERS
	NORW	2			2	NORV	
	PANAM	4			4	PANAM	
COMMODITY TOTAL		49			49		TOTAL DE MARCHANDISE
CONTAINERS, CLOSURES	GER	9			9	ALL	CONTENEURS, FERMETURES
	NORW	7			7	NORV	
COMMODITY TOTAL		16			16		TOTAL DE MARCHANDISE
MISC. END PRODUCTS NES	GER	48			48	ALL	PRODUITS FINIS DIV. NDA
	NORW	3			3	NORV	
	PANAM	1			1	PANAM	
COMMODITY TOTAL		52			52		TOTAL DE MARCHANDISE
GENERAL CARGO	GER	16			16	ALL	MARCHANDISES DIVERSES
	NORW	18			18	NORV	
COMMODITY TOTAL		34			34		TOTAL DE MARCHANDISE
CONTAINERIZED FREIGHT	GER	3,591			3,591	ALL	FRET CONTENEURESE
	NORW	3,221			3,221	NORV	
	SWEDN	1,058			1,058	SUEDE	
	LIBER	707			707	LIBER	
	OTHER	5,748			5,748	AUTRE	
COMMODITY TOTAL		14,325			14,325		TOTAL DE MARCHANDISE
COUNTRY/REGION TOTAL		134,102*	*	3,029*	137,931*		TOTAL DE PAYS/REGION
COSTA RICA							
FISH, CANNED	U S A			5	5	E-U	POISSON EN ROITES
	OTHER			6	6	AUTRE	
COMMODITY TOTAL				11	11		TOTAL DE MARCHANDISE
BARLEY	GREEK		244		244	GRECQ	ORGE
MALT AND MALT FLOUR	U S A			598	598	E-U	MALT ET FARINE DE MALT
ASBESTOS	U S A			392	392	E-U	AMIANTE
PULP	DENMK	1,301			1,301	DANMK	PATE
	PANAM	1,199			1,199	PANAM	
COMMODITY TOTAL		2,500			2,500		TOTAL DE MARCHANDISE
NEWSPRINT PAPER	NORW	2,675			2,675	NORV	PAPIER JOURNAL
	LIBER	3,303			3,303	LIBER	
	U S A			231	231	E-U	
	OTHER	1,740		165	1,905	AUTRE	
COMMODITY TOTAL		7,798		396	8,194		TOTAL DE MARCHANDISE
PAPER NES	GREEK			994	994	GRECQ	PAPIER NDA
	NORW			883	883	NORV	
	OTHER			751	751	AUTRE	
COMMODITY TOTAL				2,628	2,628		TOTAL DE MARCHANDISE
PAPERBOARD	PANAM	1,070			1,070	PANAM	CARTON
	OTHER			1,101	1,101	AUTRE	
COMMODITY TOTAL		1,070		1,101	2,171		TOTAL DE MARCHANDISE
INORGANIC CHEMS. NES	OTHER			8	8	AUTRE	PROD. CHIM. INORG. NDA
ORGANIC CHEMICALS NES	OTHER			30	30	AUTRE	PROD. CHIM. ORGAN. NDA
EXPLOS., FUSES, CAPS	DENMK	67			67	DANMK	EXPLOS., AMORCES, DET.
	OTHER	45			45	AUTRE	
COMMODITY TOTAL		112			112		TOTAL DE MARCHANDISE

TABLE 1A. COMMODITIES LOADED FOR FOREIGN COUNTRIES BY COUNTRY OF DESTINATION, REGISTRY OF VESSEL AND CANADIAN REGION - 1977

TABLEAU 1A. MARCHANDISES CHARGÉES À DESTINATION DE PAYS ÉTRANGERS SELON LE PAYS DE DESTINATION, L'IMMATRICULATION DU NAVIRE ET LA RÉGION DU CANADA - 1977

COUNTRY OF DESTINATION AND KIND OF CARGO		REGISTRY OF VESSEL	ATLANTIC ATLANTIQUE	GREAT LAKES GRANDS LACS	PACIFIC PACIFIQUE	TOTAL TOTAL	IMMATIC. DU NAVIRE	PAYS DE DESTINATION ET MARCHANDISE
<b>COSTA RICA CONT.</b>								<b>COSTA-RICA SUITE</b>
ZINC AND ALLOYS	U S A				194	194	E-U	ZINC ET ALLIAGES
	OTHER				193	193	AUTRE	
COMMODITY TOTAL					387	387		TOTAL DE MARCHANDISE
METAL FAB.BASIC PRCD.	GREEK	1				1	GREQC	OUVR.DE BASE EN METAL
MACHINERY NES	U S A				4	4	E-U	MACHINES NDA
PERSONAL,HSEHOLD GOODS	U S A				1	1	E-U	ART.PERS.ET MENAGERS
GENERAL CARGO	GREEK			3		3	GREQC	MARCHANDISES DIVERSES
	PANAM		22			22	PANAM	
COMMODITY TOTAL			22	3		25		TOTAL DE MARCHANDISE
COUNTRY/REGION TOTAL			11,503*	247*	5,556*	17,306*		TOTAL DE PAYS/REGION
<b>CUBA</b>								<b>CUBA</b>
CATTLE	OTHER		89			89	AUTRE	BOVINS
LIVE ANIMALS, NES	GREEK		1			1	GREQC	ANIMAUX VIVANTS, NDA
SHELL FISH,NES	OTHER		62			62	AUTRE	MOLLUSQUES CRUST.,NDA
MILK POWDER	GREEK		5,622			5,622	GREQC	LAIT EN POUVRE
BARLEY	OTHER		32,731			32,731	AUTRE	ORGE
CORN	OTHER		73,364			73,364	AUTRE	MAIS
OATS	GREEK		2,143			2,143	GREQC	AVOINE
	OTHER		26,242			26,242	AUTRE	
COMMODITY TOTAL			28,385			28,385		TOTAL DE MARCHANDISE
WHEAT	GREEK		48,645			48,645	GREQC	BLE
	OTHER		310,320			310,320	AUTRE	
COMMODITY TOTAL			358,965			358,965		TOTAL DE MARCHANDISE
WHEAT FLOUR	GREEK		11			11	GREQC	FARINE DE BLE
	OTHER		187,085			187,085	AUTRE	
COMMODITY TOTAL			187,096			187,096		TOTAL DE MARCHANDISE
POTATOES	DENMK		3,939			3,939	DANMK	POMMES DE TERRE
	OTHER		4,997			4,997	AUTRE	
COMMODITY TOTAL			8,936			8,936		TOTAL DE MARCHANDISE
VEGETABLES, DRIED	OTHER		3,299			3,299	AUTRE	LEGUMES, SECS
MISC.FOOD PREP.NES	GREEK		4			4	GREQC	DIV.PREP.ALIM.NDA
	OTHER		131			131	AUTRE	
COMMODITY TOTAL			135			135		TOTAL DE MARCHANDISE
OIL SEED MEAL,CAKE NES	OTHER		1,107			1,107	AUTRE	FAP.TOURT.OLEAG.NDA
CONC.COMPLETE FEEDS	OTHER		100			100	AUTRE	CONC.,PRIV.COMPLETES
DIST.ALCOHOLIC BEV.	OTHER		4			4	AUTRE	ROISS.ALCOOL.DIST.
SOYA BEANS	OTHER		1,543			1,543	AUTRE	GRAINE DE SOYA
BOLTS,ROUND TIMBER	GREEK				659	659	GREQC	BILLOTS,BOIS RONDS
ASBESTOS	GREEK		74			74	GREQC	AMIANTE
SULPHUR IN ORES	OTHER				22,408	22,408	AUTRE	SOUFRE EN MINERAL
CRUDE NON-MET.MIN.NES	OTHER		248			248	AUTRE	MIN.NON-MET.BRUTS NDA
LEATHER	OTHER		6			6	AUTRE	CUIR
LUMBER AND TIMBER	GREEK				19,540	19,540	GREQC	BOIS OEUVRE ET CHAPP.
	OTHER		3,282			3,282	AUTRE	
COMMODITY TOTAL			3,282		19,540	22,822		TOTAL DE MARCHANDISE
PULP	GREEK				450	450	GREQC	PATE
	PANAM				608	608	PANAM	
COMMODITY TOTAL					1,058	1,058		TOTAL DE MARCHANDISE
PAPER NES	GREEK		171			171	GREQC	PAPIER NDA
	PANAM				3,560	3,731	PANAM	
COMMODITY TOTAL			171		4,286	4,457		TOTAL DE MARCHANDISE
PAPERBOARD	GREEK		2,914			2,914	GREQC	CARTON
	OTHER		3,278			3,278	AUTRE	
COMMODITY TOTAL			6,192			6,192		TOTAL DE MARCHANDISE
BLDG.PAPER AND BOARD	OTHER		208			208	AUTRE	PLAQ.CONSTR.,PAP/CART.
WET MACHINE BOARD	GREEK		42			42	GREQC	CARTON EN PATE PRESSE
ANIMAL OILS,EXC.MARINE	OTHER		3,343	2,205	3,922	9,470	AUTRE	HUIL.ANIM.SAUF AN.MAR.
INORGANIC CHEMS. NES	OTHER		22			22	AUTRE	PRD.CHM.INORG.NDA
ORGANIC CHEMICALS NES	GREEK		739			739	GREQC	PRD.CHM.ORGAN.NDA
AGRICULTURAL CHEMICALS	GREEK		11			11	GREQC	PRD.CHM.AGRICOLES
PLASTIC MATERIALS	GREEK		3			3	GREQC	MATIERES PLASTIQUES
CHEM.SPECIALTIES NES	GREEK		366			366	GREQC	PRD.CHM.SPECIALS NDA
LUBRICATING OIL,GREASE	OTHER		243			243	AUTRE	HUIL.E,GRASSE LUBRIF.
PRIMARY IRON,STEEL NES	GREEK		112			112	GREQC	FER,ACIER PRIMAIR.NDA
PLATE & SHEET STEEL	GREEK		9			9	GREQC	TOLES,FEUILLES DACIER
STRUCTURAL SHAPES	OTHER		288			288	AUTRE	PROFILES DE CONSTRUCT.
ALUMINUM	OTHER		34			34	AUTRE	ALUMINIUM
METAL FAB.BASIC PRD.	OTHER		3			3	AUTRE	OUVR.DE BASE EN METAL
GLASS BASIC PRODUCTS	GREEK		6			6	GREQC	OUVR.DE BASE EN VERRE
ASBESTOS BASIC PRD.	OTHER		120			120	AUTRE	OUVR.DE BASE AMIANTE
MACHINERY NES	GREEK		10			10	GREQC	MACHINES NDA
	OTHER		928			928	AUTRE	
COMMODITY TOTAL			938			938		TOTAL DE MARCHANDISE
PASS.AUTOS AND CHASSIS	GREEK		2			2	GREQC	VOITURES PART.,CHASSIS
	OTHER		13			13	AUTRE	
COMMODITY TOTAL			15			15		TOTAL DE MARCHANDISE
EQUIPMENT MISC.	GREEK		37			37	GREQC	MATERIEL DIVERS
	OTHER		678			678	AUTRE	
COMMODITY TOTAL			715			715		TOTAL DE MARCHANDISE
PERSONAL,HSEHOLD GOODS	GREEK		15			15	GREQC	ART.PERS.ET MENAGERS
	OTHER		90			90	AUTRE	
COMMODITY TOTAL			105			105		TOTAL DE MARCHANDISE
CONTAINERS,CLOSURES	GREEK		1,353			1,353	GREQC	CONTENEURS,FERMETURES

TABLE 14. COMMODITIES CARRIED FOR FOREIGN COUNTRIES BY COUNTRY OF ORIGIN, REGISTRY OF VESSEL AND CANADIAN REGION - 1977

TABLIAN 14. MARCHANDISES CHARGÉES À DESTINATION DE PAYS ÉTRANGERS SELON LE PAYS D'ORIGINE, L'IMMATRICULATION DU NAVIRE ET LA RÉGION DU CANADA - 1977

SHORT TONS - TONNES COURTES

COUNTRY OF DESTINATION AND KIND OF CARGO	REGISTRY OF VESSEL	ATLANTIC ATLANTIQUE	GREAT LAKES GRANDS LACS	PACIFIC PACIFIQUE	TOTAL TOTAL	IMMATIC. OU NAVIRE	PAYS DE DESTINATION ET MARCHANDISE
<b>CUBA</b>	<b>CONT.</b>						<b>CUBA</b>
	OTHER	480			480	AUTRE	
COMMODITY TOTAL		1,833			1,833		TOTAL DE MARCHANDISE
MISC. END PRODUCTS NES	GREEK	426			426	GRECQ	PRODUITS FINIS DIV.NDA
	OTHER	135			135	AUTRE	
COMMODITY TOTAL		561			561		TOTAL DE MARCHANDISE
GENERAL CARGO	GREEK	15			15	GRECQ	MARCHANDISES DIVERSES
	OTHER	884			884	AUTRE	
COMMODITY TOTAL		899			899		TOTAL DE MARCHANDISE
<b>COUNTRY/REGION TOTAL</b>		<b>722,027*</b>	<b>2,205*</b>	<b>55,433*</b>	<b>779,665*</b>		<b>TOTAL DE PAYS/REGION</b>
<b>DOMINICAN REP.</b>							<b>R. DOMINICAINE</b>
MEAT, FRESH OR FROZEN	GER	4			4	ALL	VIANDE, FRAICHE / CONG.
FISH, FRESH OR FROZEN	GER	573			573	ALL	POISSON, FRAIS OU CONG.
FISH, SALTED OR CURED	GER	1,302			1,302	ALL	POISSON, SALE OU FUME
	GREEK	79			79	GRECQ	
	SWEDN	49			49	SUEDE	
COMMODITY TOTAL		1,430			1,430		TOTAL DE MARCHANDISE
MILK POWDER	GER	491			491	ALL	LAIT EN POUORE
OATS	GER	20			20	ALL	AVOINE
MALT AND MALT FLOUR	GER	934			934	ALL	MALT ET FARINE DE MALT
	LIBER		908		908	LIBER	
COMMODITY TOTAL		934	908		1,842		TOTAL DE MARCHANDISE
POTATOES	GER	972			972	ALL	POMMES DE TERRE
MISC. FOOD PREP. NES	GER	12			12	ALL	DIV. PREP. ALIM. NDA
DIST. ALCOHOLIC BEV.	GER	2			2	ALL	BOISS. ALCOOL. DIST.
	GREEK	6			6	GRECQ	
COMMODITY TOTAL		8			8		TOTAL DE MARCHANDISE
ARRESTOS	GER	422			422	ALL	AMIANTE
	SWEDN	60			60	SUEDE	
COMMODITY TOTAL		482			482		TOTAL DE MARCHANDISE
RUBBER FAB. MATERIALS	GER	2			2	ALL	DEMI-PROD. CAOUTCHOUC
NEWSPRINT PAPER	GER	1,181			1,181	ALL	PAPIER JOURNAL
	GREEK	332			332	GRECQ	
	NORW	7,113			7,113	NORV	
	OTHER	935			935	AUTRE	
COMMODITY TOTAL		9,561			9,561		TOTAL DE MARCHANDISE
PAPER NES	GER	141			141	ALL	PAPIER NDA
	SWEDN	5			5	SUEDE	
COMMODITY TOTAL		146			146		TOTAL DE MARCHANDISE
BLDG. PAPER AND BOARD	GER	15			15	ALL	PLAQ. CONSTR., PAP/CART.
TEXTILE FAB. MTL NES	GER	7			7	ALL	OUVR. EN MAT. TEXT. NDA
METALLIC SALTS	GREEK	4			4	GRECQ	SELS METALLIQUES
INORGANIC CHEM. NES	GER	6			6	ALL	PROD. CHIM. INORG. NDA
	LIBER	33			33	LIBER	
COMMODITY TOTAL		39			39		TOTAL DE MARCHANDISE
ORGANIC CHEMICALS NES	GREEK	14			14	GRECQ	PROD. CHIM. ORGAN. NDA
EXPLDS., FUSES, CAPS	DENMK	52			52	DANMK	EXPLDS., AMORCES, DET.
SYNTHETIC RUBBER	GER	50			50	ALL	CAOUTCHOUC SYNTHETIQUE
DYESTUFF, PIGMENT, PAINT	GER	56			56	ALL	MAT. COLOR. PIG. PEINTURE
	GREEK	7			7	GRECQ	
COMMODITY TOTAL		63			63		TOTAL DE MARCHANDISE
PETROL. COAL PROD. NES	GER	3			3	ALL	DERIVE PETR. CHARB. NDA
BAR. AND RODS, STEEL	GER	65			65	ALL	BARRES ET TIGES ACIER
PLATE & SHEET STEEL	GER	2			2	ALL	TOLES, FEUILLES D'ACIER
WIRE	GER	7			7	ALL	FIL METALLIQUE
	GREEK	56			56	GRECQ	
	SWEDN	5			5	SUEDE	
COMMODITY TOTAL		68			68		TOTAL DE MARCHANDISE
ALUMINUM	GER	584			584	ALL	ALUMINIUM
	GREEK	122			122	GRECQ	
	SWEDN	119			119	SUEDE	
COMMODITY TOTAL		825			825		TOTAL DE MARCHANDISE
COPPER AND ALLOYS	GER	200			200	ALL	CUIVRE ET ALLIAGES
ZINC AND ALLOYS	GER	54			54	ALL	ZINC ET ALLIAGES
METAL FAB. BASIC PROD.	GER	53			53	ALL	OUVR. DE BASE EN METAL
	GREEK	15			15	GRECQ	
	SWEDN	9			9	SUEDE	
COMMODITY TOTAL		77			77		TOTAL DE MARCHANDISE
BRICKS, TILES NES	GER	64			64	ALL	BRIQUES, TUILLES NDA
GLASS BASIC PRODUCTS	SWEDN	1			1	SUEDE	OUVR. DE BASE EN VERRE
MACHINERY NES	GER	42			42	ALL	MACHINES NDA
RUBBER TIRES AND TUBES	GER	15			15	ALL	PNEUS, CHAMBRES A AIR
EQUIPMENT MISC.	GER	290			290	ALL	MATERIEL DIVERS
PERSONAL, HOUSEHOLD GOODS	GER	13			13	ALL	ART. PEPS. ET MENAGERS
MISC. END PRODUCTS NES	GER	23			23	ALL	PRODUITS FINIS DIV. NDA
	SWEDN	2			2	SUEDE	
COMMODITY TOTAL		25			25		TOTAL DE MARCHANDISE
GENERAL CARGO	GER	11			11	ALL	MARCHANDISES DIVERSES
CONTAINERIZED FREIGHT	GER	2,963	996		3,959	ALL	FRET CONTENEURESE
	NORW	391			391	NORV	
	SWEDN	83			83	SUEDE	
	LIBER	400			400	LIBER	
	OTHER	1,094			1,094	AUTRE	
COMMODITY TOTAL		4,931	996		5,927		TOTAL DE MARCHANDISE
<b>COUNTRY/REGION TOTAL</b>		<b>21,565*</b>	<b>1,904*</b>	<b>*</b>	<b>23,469*</b>		<b>TOTAL DE PAYS/REGION</b>



TABLE 1A. COMMODITIES LOADED FOR FOREIGN COUNTRIES BY COUNTRY OF DESTINATION, REGISTRY OF VESSEL AND CANADIAN REGION - 1977

TABLEAU 1A. MARCHANDISES CHARGÉES A DESTINATION DE PAYS ÉTRANGERS SELON LE PAYS DE DESTINATION, L'IMMATRICULATION DU NAVIRE ET LA RÉGION DU CANADA - 1977

COUNTRY OF DESTINATION AND KIND OF CARGO	REGISTRY OF VESSEL	SHORT TONS - TONNES COURTES			TOTAL	IMMATIC. DU NAVIRE	PAYS DE DESTINATION ET MARCHANDISE
		ATLANTIC ATLANTIQUE	GREAT LAKES GRANDS LACS	PACIFIC PACIFIQUE			
<b>EL SALVADOR</b>							
MALT AND MALT FLOUR	U S A			449	449	E-U	SALVADOR
ASBESTOS	LIBER			263	263	LIBER	MALT ET FARINE DE MALT
	U S A			995	995	E-U	AMIANTE
	OTHER			566	566	AUTRE	
COMMODITY TOTAL				1,824	1,824		TOTAL DE MARCHANDISE
NEWSPRINT PAPER	GER	1,272			1,272	ALL	PAPIER JOURNAL
	NORW	707		1,970	2,677	NORV	
	LIBER			276	276	LIBER	
	U S A			166	166	E-U	
	OTHER	1,565		10,887	12,452	AUTRE	
COMMODITY TOTAL		3,544		13,299	16,843		TOTAL DE MARCHANDISE
PAPER NES	NORW			430	430	NORV	PAPIER NDA
	U S A			2	2	E-U	
	OTHER			826	826	AUTRE	
COMMODITY TOTAL				1,258	1,258		TOTAL DE MARCHANDISE
PAPERBOARD	OTHER			66	66	AUTRE	CAPTON
INORGANIC CHEMS. NES	OTHER			11	11	AUTRE	PROD. CHIM. INORG. NDA
ORGANIC CHEMICALS NES	OTHER			22	22	AUTRE	PROD. CHIM. ORGAN. NDA
RAILS & TRACK MATERIAL	U S A			32	32	E-U	RAILS, MAT. VOIE FERREE
ALUMINIUM	U S A			399	399	E-U	ALUMINIUM
	OTHER			398	398	AUTRE	
COMMODITY TOTAL				797	797		TOTAL DE MARCHANDISE
LEAD AND ALLOYS	U S A			2	2	E-U	PLOMB ET ALLIAGES
MACHINERY NES	U S A			8	8	E-U	MACHINES NDA
	OTHER			3	3	AUTRE	
COMMODITY TOTAL				11	11		TOTAL DE MARCHANDISE
EQUIPMENT MISC.	U S A			8	8	E-U	MATERIEL DIVERS
PERSONAL, HOUSEHOLD GOODS	OTHER			361	361	AUTRE	ART. PERS. ET MENAGERS
COMMODITY TOTAL							TOTAL DE MARCHANDISE
COUNTRY/REGION TOTAL		3,544*	*	18,140*	21,684*		TOTAL DE PAYS/REGION
<b>FR. WEST INDIES</b>							
LUMBER AND TIMBER	SWEDN	316			316	SUÈDE	ANTILLES FR.
NEWSPRINT PAPER	DENMK	640			640	DANMK	BOIS D'OEUVRE ET CHARP.
	CAN	267			267	CAN	PAPIER JOURNAL
COMMODITY TOTAL		907			907		TOTAL DE MARCHANDISE
COUNTRY/REGION TOTAL		1,223*	*	*	1,223*		TOTAL DE PAYS/REGION
<b>GUATEMALA</b>							
FISH, CANNED	LIBER	45			45	LIBER	GUATEMALA
MILK POWDER	GREEK	6			6	GREQ	POISSON EN BOITES
	NORW	22			22	NORV	LAIT EN POUDRE
	LIBER	302			302	LIBER	
	U S A			22	22	E-U	
	OTHER	487			487	AUTRE	
COMMODITY TOTAL		817		22	839		TOTAL DE MARCHANDISE
DAIRY PROD. EGGS, HONEY	OTHER	82			82	AUTRE	PROD. LAIT., OEUFS, MIEL
CORN STARCH	LIBER	35			35	LIBER	FECULE DE MAIS
MALT AND MALT FLOUR	PANAM	22			22	PANAM	MALT ET FARINE DE MALT
	OTHER			895	895	AUTRE	
COMMODITY TOTAL		22		895	917		TOTAL DE MARCHANDISE
WHEAT FLOUR	OTHER	111			111	AUTRE	FARINE DE BLE
MACARONI, CEREAL PROD.	OTHER	15			15	AUTRE	PATES ALIM., PROD. CEREAL
VEGETABLES, DRIED	LIBER	33			33	LIBER	LEGUMES, SECS
	OTHER	33			33	AUTRE	
COMMODITY TOTAL		66			66		TOTAL DE MARCHANDISE
VEGETABLE PREP. NES	OTHER	4			4	AUTRE	PREP. DE LEGUMES NDA
SUGAR, NES	LIBER	10			10	LIBER	SUCRE, NDA
	OTHER	13			13	AUTRE	
COMMODITY TOTAL		23			23		TOTAL DE MARCHANDISE
MISC. FOOD PREP. NES	LIBER	6			6	LIBER	DIV. PREP. ALIM. NDA
	OTHER	13			13	AUTRE	
COMMODITY TOTAL		19			19		TOTAL DE MARCHANDISE
CONC. COMPLETE FEEDS	LIBER	54			54	LIBER	CONC., PROD. COMPLETES
DIST. ALCOHOLIC BEV.	OTHER	3		8	11	AUTRE	BOISS. ALCOOL. DIST.
LEAD ORE AND CONC.	OTHER			4	4	AUTRE	MINERAL, CONC. DE PLOMB
ZINC ORE AND CONC.	OTHER			265	265	AUTRE	MINERAL, CONC. DE ZINC
ASBESTOS	GREEK	643			643	GREQ	AMIANTE
	NORW	100			100	NORV	
	LIBER	833			833	LIBER	
	U S A			856	856	E-U	
	OTHER	1,533		400	1,933	AUTRE	
COMMODITY TOTAL		3,109		1,256	4,365		TOTAL DE MARCHANDISE
SALT	OTHER	36			36	AUTRE	SEL
WASTE AND SCRAP NES	LIBER	101			101	LIBER	DECHETS ET REBUTS NDA
	OTHER	351			351	AUTRE	
COMMODITY TOTAL		452			452		TOTAL DE MARCHANDISE
NEWSPRINT PAPER	U K	21			21	R-U	PAPIER JOURNAL
	GER	1,025			1,025	ALL	
	NORW			1,135	1,135	NORV	
	LIBER			604	604	LIBER	
	U S A			66	66	E-U	
	OTHER	1,944		3,825	5,769	AUTRE	
COMMODITY TOTAL		2,990		5,630	8,620		TOTAL DE MARCHANDISE

TABLE 1A. COMMODITIES LOADED FOR FOREIGN COUNTRIES BY COUNTRY OF DESTINATION, REGISTRY OF VESSEL AND CANADIAN REGION - 1977

TABLEAU 1A. MARCHANDISES CHARGÉES À DESTINATION DE PAYS ÉTRANGERS SELON LE PAYS DE DESTINATION, L'IMMATRICULATION DU NAVIRE ET LA RÉGION DU CANADA - 1977

SHORT TONS - TONNES COURTES

COUNTRY OF DESTINATION AND KIND OF CARGO	REGISTRY OF VESSEL	ATLANTIC ATLANTIQUE	GREAT LAKES GRANDS LACS	PACIFIC PACIFIQUE	TOTAL TOTAL	IMMATIC. DU NAVIRE	PAYS DE DESTINATION ET MARCHANDISE
<b>GUATEMALA CONT.</b>							<b>GUATEMALA SUITE</b>
PAPER NES	LIBER 5	5			5	LIBER	PAPIER NDA
	U S A 110			110	110	E-U	
	OTHER 313	313		3,303	3,616	AUTRE	
COMMODITY TOTAL		318		3,413	3,731		TOTAL DE MARCHANDISE
TEXTILE FAB.MTL NES	LIBER 1	1			1	LIBER	OUVR.EN MAT.TEXT.NDA
	OTHER 2	2			2	AUTRE	
COMMODITY TOTAL		3			3		TOTAL DE MARCHANDISE
METALLIC SALTS	OTHER 26	26			26	AUTRE	SELS METALLIQUES
INORGANIC CHEMS. NES	GREEK 23	23			23	GRECQ	PROD.CHIM.INORG.NDA
	OTHER 45	45			45	AUTRE	
COMMODITY TOTAL		68			68		TOTAL DE MARCHANDISE
EXPLOS., FUSES, CAPS	OTHER 53	53			53	AUTRE	EXPLOS., AMORCES, DET.
FERTILIZERS NES	LIBER 26	26			26	LIBER	ENGRAIS CHIMIQUE NDA
AGRICULTURAL CHEMICALS	U S A 16			16	16	E-U	PROD.CHIM.AGRICOLES
PLASTIC MATERIALS	LIBER 58	58			58	LIBER	MATIERES PLASTIQUES
	OTHER 10	10			10	AUTRE	
COMMODITY TOTAL		68			68		TOTAL DE MARCHANDISE
CHEM.SPECIALTIES NES	OTHER 18	18			18	AUTRE	PROD.CHIM.SPECIALAUX NDA
PRIMARY IRON, STEEL NES	GREEK 2,310	2,310			2,310	GRECQ	FER, ACIER PRIMAIP.NDA
	NORW 3,800				3,800	NORV	
	JAPAN 3,300				3,300	JAPON	
COMMODITY TOTAL		9,410			9,410		TOTAL DE MARCHANDISE
PLATE & SHEET STEEL	GREEK 1,656	1,656			1,656	GRECQ	TOLES, FEUILLES D'ACIER
	NORW 1,801		1,656		1,801	NORV	
	LIBER 1,852		1,801		1,852	LIBER	
COMMODITY TOTAL		5,309	1,656		5,309		TOTAL DE MARCHANDISE
STRUCTURAL SHAPES	OTHER 43	43			43	AUTRE	PROFILES DE CONSTRUCT.
PIPES, TUBES: IRON, STEEL	U K 2,908	2,908			2,908	R U	TUYAUX, TUBES: FER, ACIER
	OTHER 16	16			16	AUTRE	
COMMODITY TOTAL		2,924			2,924		TOTAL DE MARCHANDISE
WIRE	OTHER 2	2			2	AUTRE	FIL METALLIQUE
ALUMINIUM	LIBER 121	121			121	LIBER	ALUMINIUM
	OTHER 189	189			189	AUTRE	
COMMODITY TOTAL		310			310		TOTAL DE MARCHANDISE
COPPER AND ALLOYS	LIBER 4	4			4	LIBER	CUIVRE ET ALLIAGES
	OTHER 3	3			3	AUTRE	
COMMODITY TOTAL		7			7		TOTAL DE MARCHANDISE
LEAD AND ALLOYS	OTHER 10			10	10	AUTRE	PLOMB ET ALLIAGES
ZINC AND ALLOYS	U S A 223			223	223	E-U	ZINC ET ALLIAGES
	OTHER 683			683	683	AUTRE	
COMMODITY TOTAL		906		906	906		TOTAL DE MARCHANDISE
NON-FERROUS METALS NES	OTHER 9	9			9	AUTRE	MET.AUX NON-FERREUX NDA
METAL FAB.BASIC PROD.	GREEK 11	11			11	GRECQ	OUVR.DE BASE EN METAL
	LIBER 26	26			26	LIBER	
	U S A 1			1	1	E-U	
	OTHER 55	55			55	AUTRE	
COMMODITY TOTAL		92		1	93		TOTAL DE MARCHANDISE
BRICKS, TILES NES	NORW 86	86			86	NORV	BRIQUES, TUILES NDA
	OTHER 40	40			40	AUTRE	
COMMODITY TOTAL		126			126		TOTAL DE MARCHANDISE
CEMENT	LIBER 7	7			7	LIBER	CEMENT
CEMENT BASIC PROD.	OTHER 1,200	1,200			1,200	AUTRE	OUVR.DE BASE CIMENT
NON-MET.MIN.BASIC PROD	OTHER 18	18			18	AUTRE	PROD.MIN.NON-MET.BASE
MACHINERY NES	LIBER 36	36			36	LIBER	MACHINES NDA
	OTHER 69	69			69	AUTRE	
COMMODITY TOTAL		105			105		TOTAL DE MARCHANDISE
MOTOR VEHICLE ENGINES	LIBER 4	4			4	LIBER	MOTEURS DE VEH.AUTOM.
	OTHER 10	10			10	AUTRE	
COMMODITY TOTAL		14			14		TOTAL DE MARCHANDISE
SHIPS, AIRCRAFT, MIS. VEH	LIBER 4	4			4	LIBER	NAVIRES, AVIONS, VEH.DIV
RUBBER TIRES AND TUBES	LIBER 1	1			1	LIBER	PNEUS, CHAMBRES A AIR
	OTHER 2	2			2	AUTRE	
COMMODITY TOTAL		3			3		TOTAL DE MARCHANDISE
EQUIPMENT MISC.	GREEK 3	3			3	GRECQ	MATERIEL DIVERS
	LIBER 12	12			12	LIBER	
	U S A 1			1	1	E-U	
	OTHER 13	13			13	AUTRE	
COMMODITY TOTAL		28		1	32		TOTAL DE MARCHANDISE
PERSONAL, HOUSEHOLD GOODS	LIBER 4	4			4	LIBER	ART.PERS.ET MENAGERS
	U S A 4			4	4	E-U	
	OTHER 4	4			4	AUTRE	
COMMODITY TOTAL		8		4	12		TOTAL DE MARCHANDISE
MISC. END PRODUCTS NES	OTHER 9	9			9	AUTRE	PRODUITS FINIS DIV.NDA
GENERAL CARGO	LIBER 1	1			1	LIBER	MARCHANDISES DIVERSES
	OTHER 2	2			2	AUTRE	
COMMODITY TOTAL		3			3		TOTAL DE MARCHANDISE
CONTAINERIZED FREIGHT	GER 36	36			36	ALL	FRET CONTENEURE SE
<b>COUNTRY/REGION TOTAL</b>		<b>22,821*</b>	<b>5,309*</b>	<b>12,434*</b>	<b>40,564*</b>		<b>TOTAL DE PAYS/REGION</b>
<b>HAITI</b>							<b>HAITI</b>
FISH, FRESH OR FROZEN	GER 718	718			718	ALL	POISSON, FRAIS OU CONG.
	GREEK 4	4			4	GRECQ	
COMMODITY TOTAL		722			722		TOTAL DE MARCHANDISE
FISH, SALTED OR CURED	GER 692	692			692	ALL	POISSON, SALS OU FUME

TABLE 1A. COMMODITIES LOADED FOR FOREIGN COUNTRIES BY COUNTRY OF DESTINATION, REGISTRY OF VESSEL AND CANADIAN REGION - 1977

TABLEAU 1A. MARCHANDISES CHARGÉES A DESTINATION DE PAYS ÉTRANGERS SELON LE PAYS DE DESTINATION, L'IMMATRICULATION DU NAVIRE ET LA RÉGION DU CANADA - 1977

SHORT TONS - TONNES COURTES

COUNTRY OF DESTINATION AND KIND OF CARGO	REGISTRY OF VESSEL	ATLANTIC ATLANTIQUE	GREAT LAKES GRANDS LACS	PACIFIC PACIFIQUE	TOTAL TOTAL	IMMATIC. DU NAVIRE	PAYS DE DESTINATION ET MARCHANDISE
<b>HAITI</b>						<b>HAITI</b>	
	<b>CONT.</b>						<b>SUITE</b>
	GREEK	267			267	GRECQ	
	PANAM	587			587	PANAM	
	OTHER	128			128	AUTRE	
<b>COMMODITY TOTAL</b>		<b>1,674</b>			<b>1,674</b>		<b>TOTAL DE MARCHANDISE</b>
FISH, CANNED	PANAM	1			1	PANAM	POISSON EN BOITES
MILK POWDER	GER	113			113	ALL	LAIT EN POUORE
	PANAM	125			125	PANAM	
<b>COMMODITY TOTAL</b>		<b>238</b>			<b>238</b>		<b>TOTAL DE MARCHANDISE</b>
BARLEY	PANAM	5			5	PANAM	ORGE
WHEAT	GER	6,594			6,594	ALL	BLE
	GREEK	28,598			28,598	GRECQ	
	NORW	5,100			5,100	NORV	
	PANAM	11,200			11,200	PANAM	
	OTHER	11,484			11,484	AUTRE	
<b>COMMODITY TOTAL</b>		<b>62,976</b>			<b>62,976</b>		<b>TOTAL DE MARCHANDISE</b>
WHEAT FLOUR	GER	3,606			3,606	ALL	FARINE DE BLE
	GREEK	1,135			1,135	GRECQ	
	PANAM	45			45	PANAM	
<b>COMMODITY TOTAL</b>		<b>4,786</b>			<b>4,786</b>		<b>TOTAL DE MARCHANDISE</b>
FRUITS, PREP. CANNED	PANAM	50			50	PANAM	FRUITS PREP. EN BOITE
VEGETABLES, DRIED	PANAM	44			44	PANAM	LEGUMES, SECS
VEGETABLE PREP.NES	PANAM	65			65	PANAM	PREP. DE LEGUMES NOA
MISC.FOOD PREP.NES	GREEK	67			67	GRECQ	DIV.PREP.ALIM.NOA
ASBESTOS	GER	2			2	ALL	AMIANTE
	PANAM	2			2	PANAM	
<b>COMMODITY TOTAL</b>		<b>4</b>			<b>4</b>		<b>TOTAL DE MARCHANDISE</b>
SALT	GER	21			21	ALL	SSEL
FURS, DRESSED	GER	2			2	ALL	FURPREPES APPRETES
PAPER NES	GER	86			86	ALL	PAPIER NOA
	GREEK	18			18	GRECQ	
	PANAM	9			9	PANAM	
	OTHER	7			7	AUTRE	
<b>COMMODITY TOTAL</b>		<b>120</b>			<b>120</b>		<b>TOTAL DE MARCHANDISE</b>
PAPERBOARD	PANAM	12			12	PANAM	CARTON
BLOG.PAPER AND BOARD	GER	31			31	ALL	PLAC.CONSTR., PAP/BOIT.
TEXTILE FAB.MTL NES	GER	3			3	ALL	OUVR. EN MAT. TEXT. NOA
	OTHER	3			3	AUTRE	
<b>COMMODITY TOTAL</b>		<b>6</b>			<b>6</b>		<b>TOTAL DE MARCHANDISE</b>
SULPHURIC ACID	PANAM	2			2	PANAM	ACIDE SULFURIQUE
EXPLOS., FUSES, CAPS	OTHER	13			13	AUTRE	EXPLOS., AMORCES, DET.
PLASTIC MATERIALS	GER	10			10	ALL	MATIERES PLASTIQUES
DYESTUFF, PIGMENT, PAINT	PANAM	2			2	PANAM	MAT. COLOR. PIG. PEINTURE
CHEM. SPECIALTIES NES	GER	1			1	ALL	PROD. CHIM. SPECIAUX NOA
	GREEK	2			2	GRECQ	
<b>COMMODITY TOTAL</b>		<b>3</b>			<b>3</b>		<b>TOTAL DE MARCHANDISE</b>
RAILS & TRACK MATERIAL	GREEK	16,571			16,571	GRECQ	RAILS, MAT. VOIE FERREE
WIRE	GREEK	2			2	GRECQ	FIL METALLIQUE
	PANAM	2			2	PANAM	
<b>COMMODITY TOTAL</b>		<b>4</b>			<b>4</b>		<b>TOTAL DE MARCHANDISE</b>
COPPER AND ALLOYS	PANAM	9			9	PANAM	CUIVRE ET ALLIAGES
METAL FAB. BASIC PROD.	PANAM	7			7	PANAM	OUVR. DE BASE EN METAL
NON-MET. MIN. BASIC PROD.	PANAM	6			6	PANAM	PROD. MIN. NON-MET. BASE
MISC. FABRICATED PROD.	GER	6			6	ALL	OUVRAGES DIVERS
	PANAM	4			4	PANAM	
<b>COMMODITY TOTAL</b>		<b>10</b>			<b>10</b>		<b>TOTAL DE MARCHANDISE</b>
MACHINERY NES	GER	6			6	ALL	MACHINES NOA
PASS. AUTOS AND CHASSIS	PANAM	5			5	PANAM	VOITURES PART., CHASSIS
BUSES AND CHASSIS	OTHER	15			15	AUTRE	AUTOBUS ET CHASSIS
MOTOR VEHICLE ENGINES	GER	12			12	ALL	MOTEURS DE VEH. AUTOM.
EQUIPMENT MISC.	GER	14			14	ALL	MATERIEL DIVERS
	PANAM	4			4	PANAM	
<b>COMMODITY TOTAL</b>		<b>18</b>			<b>18</b>		<b>TOTAL DE MARCHANDISE</b>
PERSONAL, HOUSEHOLD GOODS	GER	9			9	ALL	ART. PERS. ET MENAGERS
	PANAM	9			9	PANAM	
<b>COMMODITY TOTAL</b>		<b>18</b>			<b>18</b>		<b>TOTAL DE MARCHANDISE</b>
CONTAINERS, CLOSURES	GER	3			3	ALL	CONTENEURS, FERMETURES
MISC. END PRODUCTS NES	GER	28			28	ALL	PRODUITS FINIS DIV. NOA
	GREEK	4			4	GRECQ	
	PANAM	15			15	PANAM	
	OTHER	3			3	AUTRE	
<b>COMMODITY TOTAL</b>		<b>50</b>			<b>50</b>		<b>TOTAL DE MARCHANDISE</b>
GENERAL CARGO	GER	3			3	ALL	MARCHANDISES DIVERSES
CONTAINERIZED FREIGHT	GER	216	130		346	ALL	FRET CONTENEURESE
<b>COUNTRY/REGION TOTAL</b>		<b>87,807*</b>	<b>130*</b>	<b>*</b>	<b>87,937*</b>		<b>TOTAL DE PAYS/REGION</b>
<b>HONDURAS</b>						<b>HONDURAS</b>	
FISH, CANNED	LIBER	217			217	LIBER	POISSON EN BOITE
MILK POWDER	U K	114			114	R U	LAIT EN POUORE
	LIBER	89			89	LIBER	
	OTHER	362			362	AUTRE	
<b>COMMODITY TOTAL</b>		<b>565</b>			<b>565</b>		<b>TOTAL DE MARCHANDISE</b>
DAIRY PROD. EGGS, HONEY	OTHER	20			20	AUTRE	PROD. LAIT., OEUFS, MIEL
WHEAT FLOUR	LIBER	8			8	LIBER	FARINE DE BLE
	OTHER	167			167	AUTRE	
<b>COMMODITY TOTAL</b>		<b>175</b>			<b>175</b>		<b>TOTAL DE MARCHANDISE</b>



TABLE 14. COMMODITIES LOADED FOR FOREIGN COUNTRIES BY COUNTRY OF DESTINATION, REGISTRY OF VESSEL AND CANADIAN REGION - 1977

TABLEAU 14. MARCHANDISES CHARGES A DESTINATION DE PAYS ETRANGERS SELON LE PAYS DE DESTINATION, L'IMMATICULATION DU NAVIRE ET LA REGION DU CANADA - 1977

COUNTRY OF DESTINATION AND KIND OF CARGO	REGISTRY OF VESSEL	SHORT TONS - TONNES COURTES			TOTAL TOTAL	IMMATIC. DU NAVIRE	PAYS DE DESTINATION ET MARCHANDISE
		ATLANTIC ATLANTIQUE	GREAT LAKES GRANDS LACS	PACIFIC PACIFIQUE			
HONDURAS							HONDURAS
CEREALS MILLED, NES	LIBER	8			8	LIBER	CEREALES MOULUES, NDA
	OTHER	8			8	AUTRE	
COMMODITY TOTAL		16			16		TOTAL DE MARCHANDISE
VEGETABLES, DRIED	OTHER	166			166	AUTRE	LEGUMES, SECS
VEGETABLE PREP, NES	OTHER	3			3	AUTRE	PREP. DE LEGUMES NDA
MISC. FOOD PREP, NES	LIBER	1			1	LIBER	DIV. PREP. ALIM. NDA
	OTHER	2			2	AUTRE	
COMMODITY TOTAL		3			3		TOTAL DE MARCHANDISE
MUSTARD SEED	OTHER	2			2	AUTRE	GRAINE DE MOUTARDE
ASBESTOS	GREEK	201			201	GREEQ	AMIANTE
	LIBER	201			201	LIBER	
	OTHER	543		553	1,096	AUTRE	
COMMODITY TOTAL		945		553	1,498		TOTAL DE MARCHANDISE
SALT	OTHER	36			36	AUTRE	SEL
NEWSPRINT PAPER	GREEK	32			32	GREEQ	PAPIER JOURNAL
	LIBER	148			148	LIBER	
	OTHER	997		148	1,145	AUTRE	
COMMODITY TOTAL		1,177		148	1,325		TOTAL DE MARCHANDISE
PAPER NES	OTHER	38			38	AUTRE	PAPIER NDA
PAPERBOARD	DENMK	2,514			2,514	DANMK	CAPTON
	GREEK	1,487			1,487	GREEQ	
	PANAM	253			253	PANAM	
	CAN	4,757			4,757	CAN	
COMMODITY TOTAL		9,011			9,011		TOTAL DE MARCHANDISE
TEXTILE FAB. MTL NES	OTHER	2			2	AUTRE	OUVR. EN MAT. TEXT. NDA
INORGANIC CHEMS. NES	NORV	57			57	NORV	PROD. CHIM. INORG. NDA
	LIBER	25			25	LIBER	
	OTHER	64			64	AUTRE	
COMMODITY TOTAL		146			146		TOTAL DE MARCHANDISE
EXPLOS., FUSES, CAPS	DENMK	61			61	DANMK	EXPLOS., AMORCES, DET.
	OTHER	112			112	AUTRE	
COMMODITY TOTAL		173			173		TOTAL DE MARCHANDISE
GYESTUFF, PIGMENT, PAINT	OTHER	4			4	AUTRE	MAT. COLOR. FIG. PEINTURE
LUBRICATING OIL, GREASE	LIBER	11			11	LIBER	HUILE, GRAISSE LUBRIF.
	OTHER	11			11	AUTRE	
COMMODITY TOTAL		22			22		TOTAL DE MARCHANDISE
PLATE & SHEET STEEL	GREEK		323		323	GREEQ	TOLLES, FEUILLES DACIER
ALUMINUM	OTHER	4			4	AUTRE	ALUMINIUM
COPPER AND ALLCYS	LIBER	2			2	LIBER	CUIVRE ET ALLIAGES
	OTHER	3			3	AUTRE	
COMMODITY TOTAL		5			5		TOTAL DE MARCHANDISE
ZINC AND ALLCYS	OTHER			8	8	AUTRE	ZINC ET ALLIAGES
METAL FAB. BASIC PROD.	LIBER	5			5	LIBER	OUVR. DE BASE EN METAL
	OTHER	9			9	AUTRE	
COMMODITY TOTAL		14			14		TOTAL DE MARCHANDISE
BRICKS, TILES NES	GREEK	130			130	GREEQ	BRIQUES, TUILLES NOA
	LIBER	30			30	LIBER	
	OTHER	237			237	AUTRE	
COMMODITY TOTAL		397			397		TOTAL DE MARCHANDISE
GLASS BASIC PRODUCTS	OTHER	1			1	AUTRE	OUVR. DE BASE EN VERRE
NON-MET. MIN. BASIC PROD	OTHER	3			3	AUTRE	PROD. MIN. NON-MET. BASE
MACHINERY NES	LIBER	3			3	LIBER	MACHINES NDA
	OTHER	85			85	AUTRE	
COMMODITY TOTAL		88			88		TOTAL DE MARCHANDISE
MOTOR VEHICLE ENGINES	LIBER	4			4	LIBER	MOTEURS DE VEH. AUTOM.
EQUIPMENT MISC.	LIBER	4			4	LIBER	MATERIEL DIVERS
	OTHER	8		46	54	AUTRE	
COMMODITY TOTAL		12		46	58		TOTAL DE MARCHANDISE
PERSONAL, HOUSEHOLD GOODS	OTHER	26			26	AUTRE	ART. PERS. ET MENAGERS
FIREARMS, AMMUNITION	OTHER	8			8	AUTRE	ARMES A FEU, MUNITIONS
GENERAL CARGO	OTHER	2			2	AUTRE	MARCHANDISES DIVERSES
COUNTRY/REGION TOTAL		13,285*	323*	755*	14,363*		TOTAL DE PAYS/REGION
MEXICO							MEXIQUE
MILK POWDER	U K	2,067			2,067	R U	LAIT EN POUORE
	LIBER	1,348			1,348	LIBER	
	OTHER	1,956			1,956	AUTRE	
COMMODITY TOTAL		5,371			5,371		TOTAL DE MARCHANDISE
WHEAT	GREEK	48,066			48,066	GREEQ	BLE
VEGETABLES, DRIED	LIBER	830			830	LIBER	LEGUMES, SECS
CONC., COMPLETE FEEDS	LIBER	403			403	LIBER	CONC., PROV. COMPLETEES
	OTHER	150			150	AUTRE	
COMMODITY TOTAL		553			553		TOTAL DE MARCHANDISE
DIST. ALCOHOLIC BEV.	OTHER	3			3	AUTRE	BOISS. ALCOOL. DIST.
COAL, BITUMINOUS	U K			29,093	29,093	R U	CHARBON BITUMINEUX
	GREEK			83,406	83,406	GREEQ	
	LIBER			29,093	29,093	LIBER	
COMMODITY TOTAL				141,592	141,592		TOTAL DE MARCHANDISE
ASBESTOS	LIBER	13			13	LIBER	AMIANTE
	OTHER	5			5	AUTRE	
COMMODITY TOTAL		18			18		TOTAL DE MARCHANDISE
WASTE AND SCRAP NES	OTHER	20			20	AUTRE	DECHETS ET REBUTS NOA
SUMBER AND TIMBER	OTHER	11			11	AUTRE	BOIS D'OEUVRE ET CHARP.
PULP	GREEK	463			463	GREEQ	PATE

TABLE 1A. COMMODITIES LOADED FOR FOREIGN COUNTRIES BY COUNTRY OF DESTINATION, REGISTRY OF VESSEL AND CANADIAN REGION - 1977

TABLEAU 1A. MARCHANDISES CHARGÉES À DESTINATION DE PAYS ÉTRANGERS SELON LE PAYS DE DESTINATION, L'IMMATRICULATION DU NAVIRE ET LA RÉGION DU CANADA - 1977

SHORT TONS - TONNES COURTES

COUNTRY OF DESTINATION AND KIND OF CARGO	REGISTRY OF VESSEL	ATLANTIC ATLANTIQUE	GREAT LAKES GRANDS LACS	PACIFIC PACIFIQUE	TOTAL TOTAL	IMMATIC. DU NAVIRE	PAYS DE DESTINATION ET MARCHANDISE
<b>MEXICO</b>	<b>CONT.</b>						<b>MEXIQUE</b>
	LIBER	3,069			3,069	LIBER	<b>SUITE</b>
	OTHER	6,271			6,271	AUTRE	
<b>COMMODITY TOTAL</b>		<b>9,803</b>			<b>9,803</b>		<b>TOTAL DE MARCHANDISE</b>
NEWSPRINT PAPER	U K	6,366			6,366	R U	PAPIER JOURNAL
	DENMK	2,958			2,958	DANMK	
	GER	13,989			13,989	ALL	
	GREEK	41,011			41,011	GREQ	
	NORW	44,814			44,814	NORV	
	SWEDN	14,189			14,189	SUEDE	
	LIBER	6,594			6,594	LIBER	
	JAPAN	6,680			6,680	JAPON	
	OTHER	33,965			33,965	AUTPE	
<b>COMMODITY TOTAL</b>		<b>170,566</b>			<b>170,566</b>		<b>TOTAL DE MARCHANDISE</b>
PAPER NES	OTHER	11			11	AUTPE	PAPIER NDA
TEXTILE FAB.MTL NES	LIBER	1			1	LIBER	OUVR. EN MAT. TEXT. NDA
METALLIC SALTS	OTHER	8			8	AUTPE	SELS METALLIQUES
INORGANIC CHEMS. NES	LIBER	60			60	LIBER	PROD. CHIM. INORG. NDA
	OTHER	85			85	AUTRE	
<b>COMMODITY TOTAL</b>		<b>145</b>			<b>145</b>		<b>TOTAL DE MARCHANDISE</b>
ORGANIC CHEMICALS NES	LIBER	13			13	LIBER	PROD. CHIM. ORGAN. NDA
	OTHER	6			6	AUTRE	
<b>COMMODITY TOTAL</b>		<b>19</b>			<b>19</b>		<b>TOTAL DE MARCHANDISE</b>
RAILS & TRACK MATERIAL	PANAM	5,200			5,200	PANAM	RAILS, MAT. VOIE FERREE
NICKEL AND ALLOYS	LIBER	1			1	LIBER	NICKEL ET ALLIAGES
METAL FAB. BASIC PROD.	OTHER	1			1	AUTRE	OUVR. DE BASE EN METAL
MACHINERY NES	LIBER	2			2	LIBER	MACHINES NDA
	OTHER	1			1	AUTRE	
<b>COMMODITY TOTAL</b>		<b>3</b>			<b>3</b>		<b>TOTAL DE MARCHANDISE</b>
MOTOR VEHICLE ENGINES	LIBER	5			5	LIBER	MOTEURS DE VEH. AUTOM.
	OTHER	43			43	AUTRE	
<b>COMMODITY TOTAL</b>		<b>48</b>			<b>48</b>		<b>TOTAL DE MARCHANDISE</b>
EQUIPMENT MISC.	LIBER	9			9	LIBER	MATERIEL DIVERS
	OTHER	153			153	AUTRE	
<b>COMMODITY TOTAL</b>		<b>162</b>			<b>162</b>		<b>TOTAL DE MARCHANDISE</b>
PERSONAL, HOUSEHOLD GOODS	LIBER	1			1	LIBER	ART. PERS. ET MENAGES
	U S A			2	2	E-U	
	OTHER	7			7	AUTRE	
<b>COMMODITY TOTAL</b>		<b>8</b>		2	<b>10</b>		<b>TOTAL DE MARCHANDISE</b>
CONTAINERS, CLOSURES	OTHER	1			1	AUTRE	CONTENEURS, FERMETURES
MISC. END PRODUCTS NES	LIBER	4			4	LIBER	PRODUITS FINIS DIV. NDA
	OTHER	4			4	AUTRE	
<b>COMMODITY TOTAL</b>		<b>8</b>			<b>8</b>		<b>TOTAL DE MARCHANDISE</b>
GENERAL CARGO	LIBER	9			9	LIBER	MARCHANDISES DIVERSES
	OTHER	600			600	AUTRE	
<b>COMMODITY TOTAL</b>		<b>609</b>			<b>609</b>		<b>TOTAL DE MARCHANDISE</b>
CONTAINERIZED FREIGHT	U S A			1	1	E-U	FRET CONTENEURESE
<b>COUNTRY/REGION TOTAL</b>		<b>241,466*</b>	<b>*</b>	<b>141,595*</b>	<b>383,061*</b>		<b>TOTAL DE PAYS/REGION</b>
<b>NETH. ANTILLES</b>							<b>ANTILLES NEERL</b>
FISH, CANNED	U S A			8	8	E-U	POISSON EN ROITES
NEWSPRINT PAPER	NORW	218			218	NORV	PAPIER JOURNAL
	LIBER	263			263	LIBER	
	OTHER	137			137	AUTRE	
<b>COMMODITY TOTAL</b>		<b>618</b>			<b>618</b>		<b>TOTAL DE MARCHANDISE</b>
PAPERBOARD	U S A			6	6	E-U	CARTON
BLOG. PAPER AND BOARD	U S A			19	19	E-U	PLAQ. CONSTR., PAP/CART.
CONTAINERIZED FREIGHT	U S A			50	50	E-U	FRET CONTENEURESE
<b>COUNTRY/REGION TOTAL</b>		<b>618*</b>	<b>*</b>	<b>83*</b>	<b>701*</b>		<b>TOTAL DE PAYS/REGION</b>
<b>NICARAGUA</b>							<b>NICARAGUA</b>
FISH, CANNED	U S A			1	1	E-U	POISSON EN BOITES
	OTHER			1	1	AUTRE	
<b>COMMODITY TOTAL</b>				<b>2</b>	<b>2</b>		<b>TOTAL DE MARCHANDISE</b>
MILK POWDER	OTHER			771	771	AUTRE	LAIT EN POUFRE
MALT AND MALT FLOUR	U K			500	500	R U	MALT ET FARINE DE MALT
	U S A			1,781	1,781	E-U	
	OTHER			3,802	3,802	AUTRE	
<b>COMMODITY TOTAL</b>				<b>221</b>	<b>221</b>		<b>TOTAL DE MARCHANDISE</b>
ASBESTOS	U S A			221	221	E-U	AMIANTE
	OTHER			221	221	AUTRE	
<b>COMMODITY TOTAL</b>				<b>442</b>	<b>442</b>		<b>TOTAL DE MARCHANDISE</b>
LUMBER AND TIMBER	OTHER			10	10	AUTRE	BOIS D'OEUVRE ET CHARP.
NEWSPRINT PAPER	GER	1,476			1,476	ALL	PAPIER JOURNAL
	NORW	1,968			1,968	NORV	
	OTHER	1,154			1,154	AUTRE	
<b>COMMODITY TOTAL</b>		<b>4,598</b>			<b>4,598</b>		<b>TOTAL DE MARCHANDISE</b>
PAPERBOARD	PANAM	643			643	PANAM	CARTON
	U S A			25	25	E-U	
<b>COMMODITY TOTAL</b>		<b>643</b>		25	<b>668</b>		<b>TOTAL DE MARCHANDISE</b>
EXPLOS., FUSES, CAPS	OTHER	59			59	AUTRE	EXPLOS., AMORCES, DET.
POTASH	GREEK			3,472	3,472	GREQ	POTASSE
STRUCTURAL SHAPES	U S A			7	7	E-U	PROFILES DE CONSTRUCT.

TABLE 14. COMMODITIES LOADED FOR FOREIGN COUNTRIES BY COUNTRY OF DESTINATION, REGISTRY OF VESSEL AND CANADIAN REGION - 1977

TABLEAU 14. MARCHANDISES CHARGÉES À DESTINATION DE PAYS ÉTRANGERS SELON LE PAYS DE DESTINATION, LE MATRICULEMENT DU NAVIRE ET LA RÉGION DU CANADA - 1977

		SHORT TONS - TONNES COURTES					
COUNTRY OF DESTINATION AND KIND OF CARGO	REGISTRY OF VESSEL	ATLANTIC ATLANTIQUE	GREAT LAKES GRANDS LACS	PACIFIC PACIFIQUE	TOTAL TOTAL	IMMATIC. DU NAVIRE	PAYS DE DESTINATION ET MARCHANDISE
<b>NICARAGUA CONT.</b>							<b>NICARAGUA SUITE</b>
ALUMINUM	OTHER			151	151	AUTRE	ALUMINIUM
ZINC AND ALLOYS	U S A			110	110	E-U	ZINC ET ALLIAGES
TRACTORS	OTHER			20	20	AUTRE	TRACTEURS
MACHINERY NES	U S A			10	10	E-U	MACHINES NDA
	OTHER			6	6	AUTRE	
COMMODITY TOTAL				16	16		TOTAL DE MARCHANDISE
PASS. AUTOS AND CHASSIS	U K			18	18	R U	VOITURES PART., CHASSIS
EQUIPMENT MISC.	U S A			2	2	E-U	MATERIEL DIVERS
	OTHER			120	120	AUTRE	
COMMODITY TOTAL				122	122		TOTAL DE MARCHANDISE
PERSONAL, HSEHOLD GOODS	U S A			1	1	E-U	ART. PERS. ET MENAGERS
COUNTRY/REGION TOTAL		5,300*	*	8,969*	14,269*		TOTAL DE PAYS/REGION
<b>PANAMA</b>							<b>PANAMA</b>
MEAT, FRESH OR FROZEN	OTHER			20	20	AUTRE	VIANDE, FRAICHE / COING.
FISH, CANNED	U K			3	3	R U	POISSON EN BOITES
	U S A			3	3	E-U	
COMMODITY TOTAL				6	6		TOTAL DE MARCHANDISE
MILK POWDER	OTHER	184			184	AUTRE	LAIT EN POUFRE
DAIRY PROD., EGGS, HONEY	OTHER	52			52	AUTRE	PROD. LAIT., OEUFS, MIEL
WHEAT FLOUR	OTHER	1			1	AUTRE	FARINE DE BLE
APPLES	OTHER			61	61	AUTRE	POMMES
FRESH FRUITS, BERRIES	NORW			23	23	NORV	FRUITS, BATES FRAIS
DRIED FRUITS	OTHER	4			4	AUTRE	FRUITS SECS
POTATOES	OTHER	61			61	AUTRE	POMMES DE TERRE
VEGETABLE PREP. NES	OTHER	2			2	AUTRE	PREP. DE LEGUMES NDA
MISC. FOOD PREP. NES	OTHER	7			7	AUTRE	DIV. PREP. ALIM. NDA
DIST. ALCOLIC BEV.	GREEK	19			19	GRECQ	BOISS. ALCOL. OIST.
CRUDE WOOD MTLs. NES	GREEK			860	860	GRECQ	MATIERES ROIS BRUT NDA
ASBESTOS	OTHER	701			701	AUTRE	AMIANTE
CRUDE NON-MET. MIN. NES	OTHER	5			5	AUTRE	MIN. NON-MET. BRUTS NDA
NEWSPRINT PAPER	GREEK	1,003			1,003	GRECQ	PAPIER JOURNAL
	NORW	2,419			2,419	NORV	
	OTHER	1,708			1,708	AUTRE	
COMMODITY TOTAL		5,130			5,130		TOTAL DE MARCHANDISE
PAPER NES	GREEK			2,046	2,046	GRECQ	PAPIER NDA
	OTHER	60			60	AUTRE	
COMMODITY TOTAL		60		2,046	2,106		TOTAL DE MARCHANDISE
PAPERBOARD	U K	919			919	R U	CARTON
	DENMK	3,303			3,303	DANMK	
	PANAM	921			921	PANAM	
	OTHER	2,307			2,307	AUTRE	
COMMODITY TOTAL		7,450			7,450		TOTAL DE MARCHANDISE
BLDG. PAPER AND BOARD	OTHER	7			7	AUTRE	PLAQ. CONST., PAP./CART.
CORDAGE, TWINE, ROPE	U S A			1	1	E-U	CORDAGE, FICELLE, CORDE
	OTHER			2	2	AUTRE	
COMMODITY TOTAL				3	3		TOTAL DE MARCHANDISE
TEXTILE FAB. MTL NES	U S A			3	3	E-U	OUVR. EN MAT. TEXT. NDA
	OTHER	5			5	AUTRE	
COMMODITY TOTAL		5		3	8		TOTAL DE MARCHANDISE
INORGANIC CHEMS. NES	OTHER	2			2	AUTRE	PROD. CHIM. INORG. NDA
ORGANIC CHEMICALS NES	OTHER	2			2	AUTRE	PROD. CHIM. ORGAN. NDA
EXPLOS., FUSES, CAPS	OTHER	26			26	AUTRE	EXPLOS., AMORGES, OET.
DYESTUFF, PIGMENT, PAINT	OTHER	7			7	AUTRE	MAT. COLOR. PIG. PEINTURE
CHEM. SPECIALTIES NES	GREEK		16		16	GRECQ	PROD. CHIM. SPECIAUX NDA
	OTHER	7			7	AUTRE	
COMMODITY TOTAL		7	16		23		TOTAL DE MARCHANDISE
CASTINGS, FORGINGS	OTHER	87			87	AUTRE	MOUL. PIECES FORGEES
PIPES, TUBES: IRON, STEEL	OTHER	6			6	AUTRE	TUYAUX, TUBES: FER, ACIER
ALUMINUM	OTHER	115			115	AUTRE	ALUMINIUM
COPPER AND ALLOYS	OTHER	4			4	AUTRE	CUIVRE ET ALLIAGES
NICKEL AND ALLOYS	OTHER	5			5	AUTRE	NICKEL ET ALLIAGES
ZINC AND ALLOYS	U S A			28	28	E-U	ZINC ET ALLIAGES
METAL FAB. BASIC PROD.	OTHER	6			6	AUTRE	OUVR. DE BASE EN METAL
LIME	GREEK	55			55	GRECQ	CHAUX
NON-MET. MIN. BASIC PROD	OTHER	1			1	AUTRE	PROD. MIN. NON-MET. BASE
MISC. FABRICATED PROD.	OTHER	164			164	AUTRE	OUVRAGES DIVERS
MACHINERY NES	OTHER	22			22	AUTRE	MACHINES NDA
MOTOR VEHICLE ENGINES	OTHER	32			32	AUTRE	MOTEURS DE VEH. AUTOM.
SHIPS, AIRCRAFT, MIS. VEH	U K			907	907	R U	NAVIRES, AVIONS, VEH. DIV
	U S A			1	1	E-U	
COMMODITY TOTAL				908	908		TOTAL DE MARCHANDISE
EQUIPMENT MISC.	OTHER	1			1	AUTRE	MATERIEL DIVERS
PERSONAL, HSEHOLD GOODS	OTHER	1			1	AUTRE	ART. PERS. ET MENAGERS
FIREARMS, AMMUNITION	OTHER	3			3	AUTRE	ARMES A FEU, MUNITIONS
MISC. END PRODUCTS NES	GREEK			15	15	GRECQ	PRODUITS FINIS DIV. NDA
	U S A			1	1	E-U	
	OTHER	41			41	AUTRE	
COMMODITY TOTAL		41		16	57		TOTAL DE MARCHANDISE
GENERAL CARGO	OTHER	39			39	AUTRE	MARCHANDISES DIVERSES
CONTAINERIZED FREIGHT	U S A			43	43	E-U	FRET CONTENEURSE
	OTHER	49			49	AUTRE	
COMMODITY TOTAL		49		43	92		TOTAL DE MARCHANDISE
COUNTRY/REGION TOTAL		14,363*	16*	4,018*	18,397*		TOTAL DE PAYS/REGION



TABLE 1A. COMMODITIES LOADED FOR FOREIGN COUNTRIES BY COUNTRY OF DESTINATION, REGISTRY OF VESSEL AND CANADIAN REGION - 1977

TABLEAU 1A. MARCHANDISES CHARGÉES À DESTINATION DE PAYS ÉTRANGERS SELON LE PAYS DE DESTINATION, L'IMMATRICULATION DU NAVIRE ET LA RÉGION DU CANADA - 1977

COUNTRY OF DESTINATION AND KIND OF CARGO	REGISTRY OF VESSEL	SHORT TONS - TONNES COURTES				TOTAL TOTAL	IMMATIC. DU NAVIRE	PAYS DE DESTINATION ET MARCHANDISE
		ATLANTIC ATLANTIQUE	GREAT LAKES GRANDS LACS	PACIFIC PACIFIQUE	TOTAL			
<b>PUERTO RICO</b>								
FISH, SALTED OR CURED	PANAM	260				260	PANAM	PORTO-RICO
	CAN	400				400	CAN	POISSON, SALE OU FUME
COMMODITY TOTAL		660				660		TOTAL DE MARCHANDISE
POTATOES	DENMK	8,002				8,002	DANMK	POMMES DE TERRE
	PANAM	150				150	PANAM	
COMMODITY TOTAL		8,152				8,152		TOTAL DE MARCHANDISE
VEGETABLES, FRESH	DENMK	1,146				1,146	DANMK	LEGUMES, FRATS
SUGAR PREPARATIONS	GREEK	11				11	GRECQ	PREP. A BASE DE SUCRE
CONC. COMPLETE FEEDS	GREEK		39			39	GRECQ	CONC., PROV. COMPLETES
CRUDE WOOD MTLs, NES	PANAM	91				91	PANAM	MATIERES BOIS BRUT NDA
ASBESTOS	GREEK	45				45	GRECQ	AMIANTE
LUMBER AND TIMBER	DENMK			16,330		16,330	DANMK	BOIS D'OEUVRE ET CHARP.
	GER			3,190		3,190	ALL	
	GREEK			12,170		12,170	GRECQ	
	LIBER			21,230		21,230	LIBER	
	JAPAN			12,811		12,811	JAPON	
	OTHER			9,203		9,203	AUTRE	
COMMODITY TOTAL				74,934		74,934		TOTAL DE MARCHANDISE
VENEER, PLYWOOD	DENMK			18		18	DANMK	PLACAGES, CONTRE-PLAQ.
	GREEK			7		7	GRECQ	
	LIBER			19		19	LIBER	
	OTHER			16		16	AUTRE	
COMMODITY TOTAL				60		60		TOTAL DE MARCHANDISE
NEWSPRINT PAPER	DENMK	6,779				6,779	DANMK	PAPIER JOURNAL
	GER	2,779				2,779	ALL	
	GREEK	1,636				1,636	GRECQ	
	NORW	17,001				17,001	NORV	
	LIBER	1,401				1,401	LIBER	
	PANAM	566				566	PANAM	
	CAN	2,159				2,159	CAN	
	OTHER	2,321				2,321	AUTRE	
COMMODITY TOTAL		34,642				34,642		TOTAL DE MARCHANDISE
PAPER NES	GREEK		2			2	GRECQ	PAPIER NDA
BLDG. PAPER AND BOARD	DENMK			41		41	DANMK	PLAQ. CONSTR., PAP/CART.
CHEM. SPECIALTIES NES	GREEK		3			3	GRECQ	PROD. CHIM. SPECIAUX NDA
BARs AND RODS, STEEL	GREEK	8				8	GRECQ	BARRES ET TIGES ACIER
PLATE & SHEET STEEL	GER		751			751	ALL	TOLES, FEUILLES D'ACIER
	GREEK		4,356			4,356	GRECQ	
COMMODITY TOTAL			5,107			5,107		TOTAL DE MARCHANDISE
METAL FAB. BASIC PROD.	GREEK	9				9	GRECQ	OUVR. DE BASE EN METAL
MACHINERY NES	GREEK		6			6	GRECQ	MACHINES NDA
PASS. AUTOS AND CHASSIS	GER	3				3	ALL	VOITURES PART., CHASSIS
TRUCKS AND CHASSIS	GREEK		35			35	GRECQ	CAMIONS ET CHASSIS
MOTOR VEHICLE ENGINES	GREEK	9	10			19	GRECQ	MOTEURS DE VEH. AUTOM.
EQUIPMENT MISC.	GER		2			2	ALL	MATERIEL DIVERS
	GREEK	25	7			32	GRECQ	
COMMODITY TOTAL		25	9			34		TOTAL DE MARCHANDISE
PERSONAL, HOUSEHOLD GOODS	GER	3				3	ALL	ART. PERS. ET MENAGERS
CONTAINERS, CLOSURES	GER		7			7	ALL	CONTENEURS, FERMETURES
	GREEK		24			24	GRECQ	
COMMODITY TOTAL			31			31		TOTAL DE MARCHANDISE
GENERAL CARGO	GREEK	4,180				4,180	GRECQ	MARCHANDISES DIVERSES
CONTAINERIZED FREIGHT	GER	68	1,639			1,707	ALL	FRET CONTENEURESE
COUNTRY/REGION TOTAL		49,052*	6,881*	75,035*		130,968*		TOTAL DE PAYS/REGION
<b>GREENLAND</b>								
NON-ALCOHOLIC BEVERAGE	CAN	23				23	CAN	BOISSONS NON-ALCOOLIQ.
LUMBER AND TIMBER	CAN	45				45	CAN	BOIS D'OEUVRE ET CHARP.
BLDG. PAPER AND BOARD	CAN	23				23	CAN	PLAQ. CONSTR., PAP/CART.
ORGANIC CHEMICALS NES	DENMK	4				4	DANMK	PROD. CHIM. ORGAN. NDA
EXPLOS., FUSES, CAPS	CAN	71				71	CAN	EXPLOS., AMDRCES, DET.
DYESTUFF, PIGMENT, PAINT	DENMK	1				1	DANMK	MAT. COLOR. PIG. PEINTURE
LUBRICATING OIL, GREASE	DENMK	2				2	DANMK	HUILE, GRAISSE LUBRIF.
PETROL, COAL PROD. NES	CAN	221				221	CAN	DERIVE PETR. CHARB. NDA
WIRE	DENMK	357				357	DANMK	FIL METALLIQUE
METAL FAB. BASIC PROD.	CAN	129				129	CAN	OUVR. DE BASE EN METAL
MACHINERY NES	CAN	1,048				1,048	CAN	MACHINES NDA
EQUIPMENT MISC.	DENMK	2				2	DANMK	MATERIEL DIVERS
GENERAL CARGO	CAN	315				315	CAN	MARCHANDISES DIVERSES
COUNTRY/REGION TOTAL		2,241*	*	*		2,241*		TOTAL DE PAYS/REGION
<b>ST. PIERRE-MIQ.</b>								
LIVE ANIMALS, NES	OTHER	69				69	AUTRE	ANIMAUX VIVANTS, NDA
MEAT AND MEAT PREP. NES	DENMK	3				3	DANMK	VIANDES ET PREP. NDA
FISH, FRESH OR FROZEN	OTHER	3				3	AUTRE	POISSON, FRAIS OU CONG.
LOBSTER	OTHER	5				5	AUTRE	HOWARD
BUTTER	CAN	1				1	CAN	BEURRE
DAIRY PROD. EGGS, HONEY	DENMK	4				4	DANMK	PROD. LAIT., OEUFs, MIEL
	CAN	3				3	CAN	
	OTHER	42				42	AUTRE	
COMMODITY TOTAL		49				49		TOTAL DE MARCHANDISE
WHEAT FLOUR	OTHER	8				8	AUTRE	FARINE DE BLE

TABLE 14. COMMODITIES LOADED FOR FOREIGN COUNTRIES BY COUNTRY OF DESTINATION, REGISTRY OF VESSEL AND CANADIAN REGION - 1977

TABLEAU 14. MARCHANDISES CHARGES A DESTINATION DE PAYS ETRANGERS SELON LE PAYS DE DESTINATION, L'IMMATRICULATION

DU NAVIRE ET LA REGION DU CANADA - 1977

SHORT TONS - TONNES COURTES

COUNTRY OF DESTINATION AND KIND OF CARGO	REGISTRY OF VESSEL	ATLANTIC ATLANTIQUE	GREAT LAKES GRANDS LACS	PACIFIC PACIFIQUE	TOTAL TOTAL	IMMATIC. DU NAVIRE	PAYS DE DESTINATION ET MARCHANDISE
ST. PIERRE-MIQ. CONT.							ST-PIERRE-MIQ. SUITE
BAKERY PROD. INC. FROZEN	DENMK	12			12	DANMK	PROD. BOUL., PROD. CONG.
FRESH FRUITS, BERRIES	CAN	1			1	CAN	FRUITS, BAIES FRAIS
	OTHER	1			1	AUTRE	
COMMODITY TOTAL		2			2		TOTAL DE MARCHANDISE
POTATOES	OTHER	4			4	AUTRE	POMMES DE TERRE
VEGETABLES, FRESH	CAN	4			4	CAN	LEGUMES, FRAIS
	OTHER	8			8	AUTRE	
COMMODITY TOTAL		12			12		TOTAL DE MARCHANDISE
VEGETABLES, FROZEN	OTHER	2			2	AUTRE	LEGUMES, CONGELES
SUGAR PREPARATIONS	DENMK	3			3	DANMK	PREP. A BASE DE SUCRE
	OTHER	2			2	AUTRE	
COMMODITY TOTAL		5			5		TOTAL DE MARCHANDISE
MISC. FOOD PREP. NES	CAN	40			40	CAN	DIV. PREP. ALIM. NDA
	OTHER	362			362	AUTRE	
COMMODITY TOTAL		402			402		TOTAL DE MARCHANDISE
NON-ALCOHOLIC BEVERAGE	CAN	101			101	CAN	BOISSONS NON-ALCOOLIQ.
	OTHER	46			46	AUTRE	
COMMODITY TOTAL		147			147		TOTAL DE MARCHANDISE
DIST. ALCOHOLIC BEV.	DENMK	11			11	DANMK	BOISS. ALCOOL. DIST.
TOBACCO NES	DENMK	3			3	DANMK	TABACS NOA
SALT	CAN	150			150	CAN	SEL
	OTHER	967			967	AUTRE	
COMMODITY TOTAL		1,117			1,117		TOTAL DE MARCHANDISE
SHINGLES AND SHAKES	CAN	1			1	CAN	BARDEAUX, BARO. FACADE
	OTHER	17			17	AUTRE	
COMMODITY TOTAL		18			18		TOTAL DE MARCHANDISE
WOOD FAB. MATERIALS	OTHER	10			10	AUTRE	DEMI-PRODUITS EN BOIS
BLDG. PAPER AND BOARD	OTHER	19			19	AUTRE	PLAQ. CONSTR., PAP/CART.
TEXTILE FAB. MTL NES	OTHER	1			1	AUTRE	OUVR. EN MAT. TEXT. NDA
EXPLOS., FUSES, CAPS	OTHER	1			1	AUTRE	EXPLOS., AMORCES, DET.
PLASTIC MATERIALS	OTHER	1			1	AUTRE	MATIERES PLASTIQUES
DYESTUFF, PIGMENT, PAINT	OTHER	1			1	AUTRE	MAT. COLOR. PIG. PEINTURE
GASOLINE	CAN	5,258			5,258	CAN	ESSENCE
	OTHER	539			539	AUTRE	
COMMODITY TOTAL		5,797			5,797		TOTAL DE MARCHANDISE
FUEL OIL	CAN	27,945			27,945	CAN	MAZOUT
	OTHER	16,753			16,753	AUTRE	
COMMODITY TOTAL		44,698			44,698		TOTAL DE MARCHANDISE
LUBRICATING OIL, GREASE	CAN	1			1	CAN	HUILE, GRAISSE LUBRIF.
	OTHER	3			3	AUTRE	
COMMODITY TOTAL		4			4		TOTAL DE MARCHANDISE
ASPHALTS, ROAD OILS	OTHER	1			1	AUTRE	ASPHALTE, BITUME LIQD.
PLATE & SHEET STEEL	CAN	15			15	CAN	TOLES, FEUILLES D'ACIER
STRUCTURAL SHAPES	CAN	2			2	CAN	PROFILES DE CONSTRUCT.
METAL FAB. BASIC PROD.	OTHER	394			394	AUTRE	OUVR. DE BASE EN METAL
BUILDING BRICK, CLAY	OTHER	2			2	AUTRE	BRIQ. A BATIR ARGILE
CEMENT	OTHER	197			197	AUTRE	CIMENT
NON-MET. MIN. BASIC PROD	CAN	21			21	CAN	PROD. MIN. NON-MET. BASE
MACHINERY NES	CAN	4			4	CAN	MACHINES NOA
	OTHER	4			4	AUTRE	
COMMODITY TOTAL		8			8		TOTAL DE MARCHANDISE
PASS. AUTOS AND CHASSIS	CAN	114			114	CAN	VOITURES PART., CHASSIS
	OTHER	3			3	AUTRE	
COMMODITY TOTAL		117			117		TOTAL DE MARCHANDISE
MOTOR VEHICLE ENGINES	OTHER	29			29	AUTRE	MOTEURS DE VEH. AUTOM.
SHIPS, AIRCRAFT, MIS. VEH	CAN	2			2	CAN	NAVRES, AVIONS, VEH. DIV
RUBBER TIRES AND TUBES	DENMK	11			11	DANMK	PNEUS, CHAMBRES A AIR
EQUIPMENT MISC.	DENMK	2			2	DANMK	MATERIEL DIVERS
	OTHER	22			22	AUTRE	
COMMODITY TOTAL		24			24		TOTAL DE MARCHANDISE
PERSONAL, HOUSEHOLD GOODS	DENMK	2			2	DANMK	ART. PERS. ET MENAGERS
	OTHER	25			25	AUTRE	
COMMODITY TOTAL		27			27		TOTAL DE MARCHANDISE
CONTAINERS, CLOSURES	CAN	36			36	CAN	CONTENEURS, FERMETURES
	OTHER	12			12	AUTRE	
COMMODITY TOTAL		48			48		TOTAL DE MARCHANDISE
MISC. END PRODUCTS NES	DENMK	1			1	DANMK	PRODUITS FINIS DIV. NDA
	OTHER	22			22	AUTRE	
COMMODITY TOTAL		23			23		TOTAL DE MARCHANDISE
GENERAL CARGO	DENMK	37			37	DANMK	MARCHANDISES DIVERSES
	CAN	129			129	CAN	
	OTHER	7,297			7,297	AUTRE	
COMMODITY TOTAL		7,463			7,463		TOTAL DE MARCHANDISE
COUNTRY/REGION TOTAL		60,789*	*	*	60,789*		TOTAL DE PAYS/REGION
U S HAWAII							E-U HAWAII
CONC. COMPLETE FEEDS	U S A			6,726	6,726	E-U	CONC., PROV. COMPLETES
LUMBER AND TIMBER	LIBER			6,947	6,947	LIBER	BOIS D'OEUVRE ET CHARP.
	OTHER			2,263	2,263	AUTRE	
COMMODITY TOTAL				9,210	9,210		TOTAL DE MARCHANDISE
NEWSPRINT PAPER	NORW			4,716	4,716	NORW	PAPIER JOURNAL
	OTHER			18,320	18,320	AUTRE	
COMMODITY TOTAL				23,036	23,036		TOTAL DE MARCHANDISE
POTASH	U S A			1,400	1,400	E-U	POTASSE

TABLE 14. COMMODITIES LOADED FOR FOREIGN COUNTRIES BY COUNTRY OF DESTINATION, REGISTRY OF VESSEL AND CANADIAN REGION - 1977

TABLEAU 14. MARCHANDISES CHARGÉES À DESTINATION DE PAYS ÉTRANGERS SELON LE PAYS DE DESTINATION, L'IMMATRICULATION

DU NAVIRE ET LA RÉGION DU CANADA - 1977

SHORT TONS - TONNES COURTES

COUNTRY OF DESTINATION AND KIND OF CARGO	REGISTRY OF VESSEL	ATLANTIC ATLANTIQUE	GREAT LAKES GRANDS LACS	PACIFIC PACIFIQUE	TOTAL TOTAL	IMMATIC. DU NAVIRE	PAYS DE DESTINATION ET MARCHANDISE
U S HAWAII CONT. FERTILIZERS NES	U S A			13,491	13,491	E-U	E-U HAWAII SUITE ENGRAIS CHIMIQUE NDA
COUNTRY/REGION TOTAL		*	*	53,863*	53,863*		TOTAL DE PAYS/REGION
U S ALASKA							E-U ALASKA
FISH, FRESH OR FROZEN	U S A			50	50	E-U	POISSON, FRAIS OU CONG.
OATS	U S A			64	64	E-U	AVOINE
MALT AND MALT FLOUR	U S A			250	250	E-U	MALT ET FARINE DE MALT
WHEAT FLOUR	U S A			160	160	E-U	FARINE DE BLE
HULLS, SCREENINGS, CHAFF	U S A			210	210	E-U	ÉCULURES, CRIBLURES, BAL
SOYA, OIL MEAL, CAKE	U S A			60	60	E-U	FARINE TOURTEGP, SOYA
FEEDS OF ANIMAL ORIGIN	U S A			90	90	E-U	PROV. D'ORIGINE ANIMALE
CONC. COMPLETE FEEDS	U S A			2,335	2,335	E-U	CONC., PRODV. COMPLETES
WINES	CAN			30	30	CAN	VINS
DIST. ALCOHOLIC BEV. LQGS	CAN			233	233	CAN	BOISS. ALCOOL. DIST.
BOLTS, PCUND TIMBER PULPMOOD	CAN			46,379	46,379	CAN	BILLES
ORES AND CONC. NES	CAN			30	30	CAN	BILLOTS, BOIS ROUNDS
SAND AND GRAVEL	CAN			83,050	83,050	CAN	BOIS A PATE
SULPHUR IN ORES	LIBER			160	160	LIBER	MINERAIS ET CONC. NDA
LUMBER AND TIMBER	CAN			6,920	6,920	CAN	SABLE ET GRAVIERS
	U S A			570	570	E-U	SOUFRE EN MINERAI
	LIBER			196	196	LIBER	BOIS D'OEUVRE ET CHARP.
	U S A			2,472	2,472	E-U	
COMMOITY TOTAL				2,668	2,668		TOTAL DE MARCHANDISE
VENEER, PLYWOOD	LIBER			2,103	2,103	LIBER	PLACAGES, CONTRE-PLAQ.
WOOD FAB. MATERIALS	CAN			4	4	CAN	DEMI-PRODUITS EN BOIS
NEWSPRINT PAPER	LIBER			6,328	6,328	LIBER	PAPIER JOURNAL
PAPERBOARD	LIBER			1,720	1,720	LIBER	CARTON
BLOG. PAPER AND BOARD	LIBER			1,902	1,902	LIBER	PLAQ. CONSTP., PAP/CART.
INORGANIC CHEMS. NES	U S A			17,718	17,718	E-U	PROV. CHIM. INORG. NDA
EXPLOS., FUSES, CAPS	LIBER			62	62	LIBER	EXPLOS., AMORCES, DET.
	CAN			41	41	CAN	
	U S A			2,934	2,934	E-U	
COMMOITY TOTAL				3,037	3,037		TOTAL DE MARCHANDISE
FERTILIZERS NES	U S A			60	60	E-U	ENGRAIS CHIMIQUE NDA
GASOLINE	CAN			22,397	22,397	CAN	ESSENCE
FUEL OIL	CAN			119,855	119,855	CAN	MAZOUT
PETROL, COAL PROD. NES	U S A			3,233	3,233	E-U	DERIVE PETR. CHARB. NDA
BARRES AND RODS, STEEL	CAN			2	2	CAN	BAPRES ET TIGES ACIER
PLATE & SHEET STEEL	CAN			8	8	CAN	TILES, FEUILLES DACIER
STRUCTURAL SHAPES	CAN			25	25	CAN	PROFILES DE CONSTRUCT.
RAILS & TRACK MATERIAL	CAN			1,756	1,756	CAN	RAILS, MAT. VOIE FERREE
PIPES, TUBES: IRON, STEEL	U S A			760	760	E-U	TUYAUX, TUBES: FER, ACIER
WIRE	CAN			257	257	CAN	FIL METALLIQUE
ASBESTOS BASIC PRDD.	CAN			16	16	CAN	OUVR. DE BASE AMIANTE
CEMENT	CAN			6,711	6,711	CAN	CIMENT
	U S A			42,093	42,093	E-U	
COMMOITY TOTAL				48,804	48,804		TOTAL DE MARCHANDISE
LIME	CAN			4,674	4,674	CAN	CHAUX
NON-MET. MIN. BASIC PROD	LIBER			1,763	1,763	LIBER	PROV. MIN. NON-MET. BASE
	U S A			620	620	E-U	
COMMOITY TOTAL				2,383	2,383		TOTAL DE MARCHANDISE
TRACTORS	LIBER			40	40	LIBER	TRACTEURS
	CAN			141	141	CAN	
	U S A			600	600	E-U	
COMMOITY TOTAL				781	781		TOTAL DE MARCHANDISE
MACHINERY NES	CAN			536	536	CAN	MACHINES NDA
	U S A			1,704	1,704	E-U	
COMMOITY TOTAL				2,240	2,240		TOTAL DE MARCHANDISE
RAILWAY ROLLING STOCK	CAN			3	3	CAN	MAT. ROUL. DE CH. DE FER
PASS. AUTOS AND CHASSIS	CAN			11	11	CAN	VOITURES PART., CHASSIS
TRUCKS AND CHASSIS	CAN			854	854	CAN	CAMIONS ET CHASSIS
MOTOR VEHICLE ENGINES	CAN			11	11	CAN	MOTEURS DE VEH. AUTOM.
ROAD MOTOR VEH. NES	LIBER			15	15	LIBER	VEH. AUTOM. ROUTIERS NDA
	CAN			507	507	CAN	
	U S A			231	231	E-U	
COMMOITY TOTAL				753	753		TOTAL DE MARCHANDISE
SHIPS, AIRCRAFT, MIS. VEH	CAN			30	30	CAN	NAVIRES, AVIONS, VEH. DIV
	U S A			98	98	E-U	
COMMOITY TOTAL				128	128		TOTAL DE MARCHANDISE
EQUIPMENT MISC.	LIBER			38	38	LIBER	MATERIEL DIVERS
	CAN			60	60	CAN	
	U S A			2,190	2,190	E-U	
COMMOITY TOTAL				2,288	2,288		TOTAL DE MARCHANDISE
PERSONAL, HSEHOLD GOODS	U S A			20	20	E-U	ART. PERS. ET MENAGERS
CONTAINERS, CLOSURES	CAN			187	187	CAN	CONTENEURS, FERMETURES
MISC. END PRODUCTS NES	CAN			75	75	CAN	PRODUITS FINIS DIV. NDA
	U S A			60	60	E-U	
COMMOITY TOTAL				135	135		TOTAL DE MARCHANDISE
GENERAL CARGO	CAN			2	2	CAN	MARCHANDISES DIVERSES
	U S A			383	383	E-U	
COMMOITY TOTAL				385	385		TOTAL DE MARCHANDISE
CONTAINERIZED FREIGHT	CAN			82,659	82,659	CAN	FRET CONTENEURESE
COUNTRY/REGION TOTAL		*	*	470,756*	470,756*		TOTAL DE PAYS/REGION



TABLE 1A. COMMODITIES LOADED FOR FOREIGN COUNTRIES BY COUNTRY OF DESTINATION, REGISTRY OF VESSEL AND CANADIAN REGION - 1977

TABLEAU 1A. MARCHANDISES CHARGES A DESTINATION DE PAYS ETRANGERS SELON LE PAYS DE DESTINATION, L'IMMATRICULATION DU NAVIRE ET LA REGION DU CANADA - 1977

SHORT TONS - TONNES COURTES

COUNTRY OF DESTINATION AND KIND OF CARGO	REGISTRY OF VESSEL	ATLANTIC ATLANTIQUE	GREAT LAKES GRANDS LACS	PACIFIC PACIFIQUE	TOTAL TOTAL	IMMATIC. DU NAVIRE	PAYS DE DESTINATION ET MARCHANDISE
U S PACIFIC							E-U
MISC.FOOD PREP.NES	U S A			3	3	E-U	E-U PACIFIQUE
LOGS	JAPAN			2,796	2,796	JAPON	DIV.PREP.ALIM.NDA
	CAN			210,217	210,217	CAN	BILLES
	U S A			10,687	10,687	E-U	
COMMODITY TOTAL				223,700	223,700		TOTAL DE MARCHANDISE
PULPWOOD	CAN			687,990	687,990	CAN	BOIS A PATE
IRON ORE AND CONC	OTHER			37,251	37,251	AUTRE	MINERAI, CONC. DE FER
ZINC ORE AND CONC.	CAN			2,600	2,600	CAN	MINERAI, CONC. DE ZINC
IRON AND STEEL SCRAP	CAN			13,700	13,700	CAN	DECHETS DE FER, DACIER
COAL, BITUMINOUS	CAN			14,000	14,000	CAN	CHARBON BITUMINEUX
ASBESTOS	CAN			423	423	CAN	AMIANTE
	U S A			1,207	1,207	E-U	
COMMODITY TOTAL				1,630	1,630		TOTAL DE MARCHANDISE
SAND AND GRAVEL	CAN			5,910	5,910	CAN	SABLE ET GRAVIERS
LIMESTONE	CAN			800,094	800,094	CAN	PIERRE CALCAIRE
	OTHER			191,166	191,166	AUTRE	
COMMODITY TOTAL				991,260	991,260		TOTAL DE MARCHANDISE
GYPSUM	LIBER	50,451			50,451	LIBER	GYPSE
	CAN			6,000	6,000	CAN	
COMMODITY TOTAL		50,451		6,000	56,451		TOTAL DE MARCHANDISE
SULPHUR IN ORES	GREEK			2,645	2,645	GRECQ	SOUFRE EN MINERAI
	CAN			7,609	7,609	CAN	
	U S A			3,467	3,467	E-U	
COMMODITY TOTAL				13,721	13,721		TOTAL DE MARCHANDISE
HOGGED FUEL, WOOD	CAN			195,540	195,540	CAN	BOIS DE CHAUFFAGE
WASTE AND SCRAP NES	CAN			34,340	34,340	CAN	DECHETS ET REBUTS NOA
LUMBER AND TIMBER	GREEK			15,086	15,086	GRECQ	BOIS D'OEUVRE ET CHARP.
	NORV			92,099	92,099	NORV	
	LIBER			9,704	9,704	LIBER	
	CAN			484,789	484,789	CAN	
	U S A			528,705	528,705	E-U	
	OTHER			10,959	10,959	AUTRE	
COMMODITY TOTAL				1,141,342	1,141,342		TOTAL DE MARCHANDISE
PENNER, PLYWOOD	CAN			4,558	4,558	CAN	PLACAGES, CONTRE-PLAQ.
PULP	GREEK			1,212	1,212	GRECQ	PATE
	NORV			15,678	15,678	NORV	
	CAN			14,438	14,438	CAN	
	U S A			50,638	50,638	E-U	
COMMODITY TOTAL				81,966	81,966		TOTAL DE MARCHANDISE
NEWSPRINT PAPER	NORV			227,912	227,912	NORV	PAPIER JOURNAL
	CAN			194,829	194,829	CAN	
	U S A			167,071	167,071	E-U	
	OTHER			79,810	79,810	AUTRE	
COMMODITY TOTAL				669,622	669,622		TOTAL DE MARCHANDISE
ANIMAL OILS, EXC. MARINE	PANAM			1,756	1,756	PANAM	HUIL. ANIM. SAUF AN. MAR.
	CAN			80	80	CAN	
	OTHER			331	331	AUTRE	
COMMODITY TOTAL				2,167	2,167		TOTAL DE MARCHANDISE
OILS, FATS, WAXES NES	CAN			46	46	CAN	HUIL. MAT. GRAS. CTRE NOA
INORGANIC CHEMS. NES	U K			4,541	4,541	R U	PROD. CHIM. INORG. NDA
	CAN			2,268	2,268	CAN	
COMMODITY TOTAL				6,809	6,809		TOTAL DE MARCHANDISE
ORGANIC CHEMICALS NES	JAPAN			7,165	7,165	JAPON	PROD. CHIM. ORGAN. NDA
	CAN			6,736	6,736	CAN	
COMMODITY TOTAL				13,901	13,901		TOTAL DE MARCHANDISE
POTASH	CAN			673	673	CAN	POTASSE
	U S A			9,890	9,890	E-U	
COMMODITY TOTAL				10,563	10,563		TOTAL DE MARCHANDISE
GASOLINE	CAN			3,834	3,834	CAN	ESSENCE
	U S A			5,460	5,460	E-U	
COMMODITY TOTAL				9,294	9,294		TOTAL DE MARCHANDISE
LUBRICATING OIL, GREASE	U S A			79	79	E-U	HUIL. GRAISSE LUBRIF.
PETROL, COAL PROD. NES	CAN			5,853	5,853	CAN	DERIVE PETR. CHARB. NDA
FERRO-ALLOYS	OTHER	7,716			7,716	AUTRE	FERRO-ALLIAGES
PIG IRON	PANAM	5,600			5,600	PANAM	FER EN GUEUSE
CEMENT	CAN			126,456	126,456	CAN	CEMENT
	U S A			16,536	16,536	E-U	
COMMODITY TOTAL				142,992	142,992		TOTAL DE MARCHANDISE
MACHINERY NES	CAN			177	177	CAN	MACHINES NDA
	U S A			100	100	E-U	
COMMODITY TOTAL				277	277		TOTAL DE MARCHANDISE
PASS. AUTOS AND CHASSIS	OTHER			2	2	AUTRE	VOITURES PART., CHASSIS
TRUCKS AND CHASSIS	CAN			12	12	CAN	CAMIONS ET CHASSIS
	U S A			8	8	E-U	
COMMODITY TOTAL				20	20		TOTAL DE MARCHANDISE
EQUIPMENT MISC.	CAN			8	8	CAN	MATERIEL DIVERS
CONTAINERS, CLOSURES	U S A			1	1	E-U	CONTENEURS, FERMETURES
CONTAINERIZED FREIGHT	GER	728			728	ALL	FRET CONTENEURESE
	LIBER	701			701	LIBER	
	JAPAN			342	342	JAPON	
	U S A			10	10	E-U	
	OTHER	774			774	AUTRE	
COMMODITY TOTAL		2,203		352	2,555		TOTAL DE MARCHANDISE
COUNTRY/REGION TOTAL		65,970*	*	4,317,497*	4,383,467*		TOTAL DE PAYS/REGION

TABLE 1A. COMMUNITIES LOADED VIA FOREIGN COUNTRIES BY COUNTRY OF DESTINATION, REGISTRY OF VESSEL AND CANADIAN REGION - 1977

TABLEAU 1A. MARCHANDISES CHARGES A DESTINATION DE PAYS ETRANGERS SELON LE PAYS DE DESTINATION, L'IMMATICULATION DU NAVIRE ET LA REGION DU CANADA - 1977

		SHORT TONS - TONNES COURTES						
COUNTRY OF DESTINATION AND KIND OF CARGO	REGISTRY OF VESSEL	ATLANTIC ATLANTIQUE	GREAT LAKES GRANDS LACS	PACIFIC PACIFIQUE	TOTAL TOTAL	IMMATIC. DU NAVIRE	PAYS DE DESTINATION ET MARCHANDISE	
<b>U S GR. LAKES</b>								
BAPLEY	CAN		69,285		69,285	CAN	<b>E-U GR. LACS</b>	
OATS	CAN		9,092		9,092	CAN	ORGE	
RYE	U S A		3,360		3,360	E-U	AVOINE	
WHEAT	CAN		25,200		25,200	CAN	SEIGLE	
MALT AND MALT FLOUR	CAN		75		75	CAN	BLE	
FLAXSEED	CAN		3,847		3,847	CAN	MALT ET FARINE DE MALT	
ALUMINA, BAUXITE ORES	CAN	23,667			23,667	CAN	GRATINE DE LIN	
IRON ORE AND CONC	GREEK	48,022			48,022	GREQD	MINERAI ALUMINE, BAUX.	
	CAN	17,118,646	1,619,651		18,738,297	CAN	MINERAI, CONC. DE FER	
	U S A	1,146,978	2,016,617		3,163,595	E-U		
<b>COMMODITY TOTAL</b>		<b>18,313,646</b>	<b>3,636,268</b>		<b>21,949,914</b>		<b>TOTAL DE MARCHANDISE</b>	
MANGANESE ORE	CAN				85,531	CAN	MINERAI DE MANGANESE	
IRON AND STEEL SCRAP	CAN		7,313		7,313	CAN	DECHETS DE FER, D'ACIER	
	U S A		8,150		8,150	E-U		
<b>COMMODITY TOTAL</b>			<b>15,463</b>		<b>15,463</b>		<b>TOTAL DE MARCHANDISE</b>	
DOLomite	CAN		964,159		964,159	CAN	DOLomite	
STONE, CRUDE NES	CAN		44,500		44,500	CAN	PIERRE BRUTE NDA	
FLUORSPAR	LIBER		6,515		6,515	LIBER	SPATH FLUOR	
	CAN	5,600			5,600	CAN		
<b>COMMODITY TOTAL</b>		<b>5,600</b>	<b>6,515</b>		<b>12,115</b>		<b>TOTAL DE MARCHANDISE</b>	
SALT	CAN		1,165,059		1,165,059	CAN	SEL	
	U S A		242,142		242,142	E-U		
<b>COMMODITY TOTAL</b>			<b>1,407,201</b>		<b>1,407,201</b>		<b>TOTAL DE MARCHANDISE</b>	
LUMBER AND TIMBER	CAN		5,014		5,014	CAN	BOIS D'OEUVRE ET CHARP.	
VENEER, PLYWOOD	CAN		3,225		3,225	CAN	PLACAGES, CONTRE-PLAQ.	
PULP	CAN		223,906		223,906	CAN	PATE	
NEWSPRINT PAPER	CAN	79,103	182,953		262,056	CAN	PAPIER JOURNAL	
BLOC. PAPER AND BOARD	CAN		74		74	CAN	PLAQ. CONSTR., PAPY CART.	
METALLIC SALTS	CAN		600		600	CAN	SELS METALLIQUES	
INORGANIC CHEMS. NES	CAN		4,180		4,180	CAN	PROD. CHIM. INORG. NDA	
ORGANIC CHEMICALS NES	U S A		109,553		109,553	E-U	PROD. CHIM. ORGAN. NDA	
	OTHER	5,510			5,510	AUTRE		
<b>COMMODITY TOTAL</b>		<b>5,510</b>	<b>109,553</b>		<b>115,063</b>		<b>TOTAL DE MARCHANDISE</b>	
POTASH	CAN		71,592		71,592	CAN	POTASSE	
CHEM. SPECIALTIES NES	U S A		5,120		5,120	E-U	PROD. CHIM. SPECIAUX NDA	
GASOLINE	CAN	11,007	22,354		33,361	CAN	ESSENCE	
FUEL OIL	CAN	256,015	33,027		289,042	CAN	MAZOUT	
	U S A	1,104,067	986,783		2,090,850	E-U		
<b>COMMODITY TOTAL</b>		<b>1,360,082</b>	<b>1,019,810</b>		<b>2,379,892</b>		<b>TOTAL DE MARCHANDISE</b>	
COKE	CAN		24,242		24,242	CAN	COKE	
FERRO-ALLOYS	CAN		19,902		19,902	CAN	FERRO-ALLIAGES	
PIG IRON	CAN		88,842		107,482	CAN	FER EN GUEUSE	
PRIMARY IRON, STEEL NES	CAN		232		232	CAN	FER, ACIER PRIMAIR. NDA	
CASTINGS, FORGINGS	CAN		8,849		8,849	CAN	MOUL. PIECES FORGEES	
	U S A		8,179		8,179	E-U		
<b>COMMODITY TOTAL</b>			<b>17,028</b>		<b>17,028</b>		<b>TOTAL DE MARCHANDISE</b>	
BARS AND RODS, STEEL	CAN	12,164	4,838		17,002	CAN	BARRES ET TIGES ACIER	
PLATE & SHEET STEEL	U K	567			567	R U	TOLES, FEUILLES D'ACIER	
	GREEK	125			125	GREQD		
	LIBER	228			228	LIBER		
	CAN	37,921	17,894		55,815	CAN		
<b>COMMODITY TOTAL</b>		<b>38,841</b>	<b>17,894</b>		<b>56,735</b>		<b>TOTAL DE MARCHANDISE</b>	
STRUCTURAL SHAPES	U K	106			106	R U	PROFILES DE CONSTRUCT.	
	CAN	8,692	24,315		33,007	CAN		
<b>COMMODITY TOTAL</b>		<b>8,798</b>	<b>24,315</b>		<b>33,113</b>		<b>TOTAL DE MARCHANDISE</b>	
ALUMINUM	CAN	36,373			36,373	CAN	ALUMINIUM	
CEMENT	CAN		712,924		712,924	CAN	CIMENT	
	U S A		166,069		166,069	E-U		
<b>COMMODITY TOTAL</b>			<b>878,993</b>		<b>878,993</b>		<b>TOTAL DE MARCHANDISE</b>	
MACHINERY NES	CAN		42		42	CAN	MACHINES NDA	
SHIPS, AIRCRAFT, MIS. VEH	LIBER	11			11	LIBER	NAVIRES, AVIONS, VEH. DIV	
	CAN		40		40	CAN		
<b>COMMODITY TOTAL</b>		<b>11</b>	<b>40</b>		<b>51</b>		<b>TOTAL DE MARCHANDISE</b>	
EQUIPMENT MISC.	CAN		344		344	CAN	MATERIEL DIVERS	
CONTAINERS, CLOSURES	CAN	13			13	CAN	CONTENEURS, FERMETURES	
GENERAL CARGO	CAN		114,995		114,995	CAN	MARCHANDISES DIVERSES	
CONTAINERIZED FREIGHT	U K	10			10	R U	FRET CONTENEURESE	
	LIBER	28,495			28,495	LIBER		
	OTHER	22,315			22,315	AUTRE		
<b>COMMODITY TOTAL</b>		<b>50,820</b>			<b>50,820</b>		<b>TOTAL DE MARCHANDISE</b>	
<b>COUNTRY/REGION TOTAL</b>		<b>20,164,152*</b>	<b>8,910,707*</b>		<b>* 29,074,859*</b>		<b>TOTAL DE PAYS/REGION</b>	
<b>U S ATL. &amp; GULF</b>								
FISH, FRESH OR FROZEN	NETH	1,175			1,175	P. BAS	<b>E-U ATL. &amp; GOLFE</b>	
	PANAM	2,436			2,436	PANAM	POISSON, FRAIS OU CONG.	
	CAN	9,515			9,515	CAN		
	U S A	241			241	E-U		
	OTHER	1,911			1,911	AUTRE		
<b>COMMODITY TOTAL</b>		<b>15,278</b>			<b>15,278</b>		<b>TOTAL DE MARCHANDISE</b>	
WHEAT	NORW	8,000			8,000	NORW	BLE	
CRUDE ANIMAL PROD. NES	CAN	763			763	CAN	PR. BRUTS ORIG. ANIM. NDA	
	U S A	2			2	E-U		
<b>COMMODITY TOTAL</b>		<b>765</b>			<b>765</b>		<b>TOTAL DE MARCHANDISE</b>	
CRUDE WOOD MTL. NES	CAN	2			2	CAN	MATIERES BOIS BRUT NDA	

TABLE 1A. COMMODITIES LOADED FOR FOREIGN COUNTRIES BY COUNTRY OF DESTINATION, REGISTRY OF VESSEL AND CANADIAN REGION - 1977

TABLEAU 1A. MARCHANDISES CHARGÉES À DESTINATION DE PAYS ÉTRANGERS SELON LE PAYS DE DESTINATION, L'IMMATRICULATION DU NAVIRE ET LA RÉGION DU CANADA - 1977

		SHORT TONS - TONNES COURTES						
COUNTRY OF DESTINATION AND KIND OF CARGO	REGISTRY OF VESSEL	ATLANTIC ATLANTIQUE	GREAT LAKES GRANDS LACS	PACIFIC PACIFIQUE	TOTAL TOTAL	IMMATIC. DU NAVIRE	PAYS DE DESTINATION ET MARCHANDISE	
U S ATL. & GULF CONT. IRON ORE AND CONC	U K	283,176			283,176	R U	E-U ATL. & GOLFE SUITE MINERAI, CONC. DE FER	
	GER	219,383			219,383	ALL		
	GREEK	183,257			183,257	GRECQ		
	ITALY	219,156			219,156	ITAL		
	NORW	286,620			286,620	NORV		
	LIBER	4,718,032			4,718,032	LIBER		
	JAPAN	123,801			123,801	JAPON		
	CAN	46,000			46,000	CAN		
	OTHER	922,417			922,417	AUTRE		
	COMMODITY TOTAL ZINC ORE AND CONC.		7,101,842			7,101,842		
COMMODITY TOTAL ORES AND CONC. NES	NORW	8,961			8,961	NORV	TOTAL DE MARCHANDISE MINERAI ET CONC. NOA	
	LIBER	6,315			6,315	LIBER		
	PANAM	13,167			13,167	PANAM		
	CAN	9,044			9,044	CAN		
	GREEK	6,390			6,390	GRECQ		
COMMODITY TOTAL SLAG, DROSS, BY-PRODUCTS	LIBER	11,000			11,000	LIBER	TOTAL DE MARCHANDISE POUSS. GUEUL. SCOR. PROD.	
	CAN	1,700			1,700	CAN		
	OTHER	12,000			12,000	AUTRE		
	GREEK	31,090			31,090	GRECQ		
	LIBER	11,200			11,200	LIBER		
COMMODITY TOTAL CRUDE PETROLEUM	LIBER	42,504			42,504	LIBER	TOTAL DE MARCHANDISE PETROLE BRUT	
	PANAM	7,604			7,604	PANAM		
	CAN	89,824			89,824	CAN		
	OTHER	5,600			5,600	AUTRE		
	DENMK	156,732			156,732	DANMK		
COMMODITY TOTAL ASBESTOS	LIBER	91,703			91,703	LIBER	TOTAL DE MARCHANDISE ANIANTE	
	OTHER	423,738			423,738	AUTRE		
	DENMK	142,938			142,938	DANMK		
COMMODITY TOTAL BABYTES, NATURAL	GREEK	658,379			658,379	GRECQ	TOTAL DE MARCHANDISE BABYTINE NATURELLE	
	OTHER	9,439			9,439	AUTRE		
	GREEK	1,002			1,002	GRECQ		
COMMODITY TOTAL GYPSUM	OTHER	3,300			3,300	AUTRE	TOTAL DE MARCHANDISE GYPSE	
	U K	13,741			13,741	R U		
	GREEK	14,609			14,609	GRECQ		
	NORW	23,626			23,626	NORV		
	PANAM	3,858			3,858	PANAM		
COMMODITY TOTAL SALT CRUDE NON-MET. MIN. NES WASTE AND SCRAP NES LUMBER AND TIMBER	OTHER	21,999			21,999	PANAM	TOTAL DE MARCHANDISE SEL SOUFRE EN MINERAI MIN. NON-MET. BRUTS NOA DECHETS ET REBUTS NOA BOIS D'OEUVRE ET CHARP.	
	U K	13,794			13,794	AUTRE		
	U K	77,886			77,886	R U		
	GER	2,085,598			2,085,598	ALL		
	ITALY	61,546			61,546	ITAL		
	NORW	19,130			19,130	NORV		
	LIBER	93,207			93,207	LIBER		
	CAN	2,613,224			2,613,224	CAN		
	OTHER	321,065			321,065	AUTRE		
	OTHER	178,056			178,056	AUTRE		
COMMODITY TOTAL PULP	U S A	5,371,826			5,371,826	E-U	TOTAL DE MARCHANDISE PATE	
	GREEK	1,000		3,657	3,657	GRECQ		
	NORW	41,300			41,300	NORV		
	CAN	756			756	CAN		
	U K			23,407	23,407	R U		
	DENMK			390,602	390,602	DANMK		
	GER			225,108	225,108	ALL		
	GREEK			205,083	205,083	GRECQ		
	NETH			18,117	18,117	P. BAS		
	NORW			223,497	223,497	NORV		
COMMODITY TOTAL NEWSPRINT PAPER	SWEDN			7,696	7,696	SUEDE	TOTAL DE MARCHANDISE PAPIER JOURNAL	
	LIBER			159,213	159,213	LIBER		
	OTHER			227,597	227,597	AUTRE		
	NORW			1,480,320	1,480,320	NORV		
	OTHER			78,770	78,770	AUTRE		
	U K			7,650	7,650	R U		
	GER			86,420	86,420	ALL		
	GREEK			4,260	4,260	GRECQ		
	NORW			275,636	275,636	NORV		
	PANAM			2,178	2,178	PANAM		
COMMODITY TOTAL PAPERBOARD	CAN			212,390	212,390	CAN	TOTAL DE MARCHANDISE CARTON	
	OTHER			17,955	17,955	AUTRE		
	DENMK			633,099	633,099	DANMK		
	GREEK			2,362	2,362	GRECQ		
	NORW			6,002	6,002	NORV		
COMMODITY TOTAL FISH, MARINE ANIMAL OIL SULPHURIC ACID GLYCOL ORGANIC CHEMICALS NES	OTHER			35	35	AUTRE	TOTAL DE MARCHANDISE HUIL. DE POISSON, AN. MAR ACIDE SULFURIQUE GLYCOL PROD. CHIM. ORGAN. NOA	
	PANAM			1,322	1,322	PANAM		
	U K			9,721	9,721	R U		
	GER			640	640	ALL		
	NORW			170,508	170,508	NORV		
COMMODITY TOTAL CHEM. SPECIALTIES NES	LIBER			3,426	3,426	LIBER	TOTAL DE MARCHANDISE PROD. CHIM. SPECIAUX NOA	
	NORW			40,636	40,636	NORV		
	LIBER			121,089	121,089	LIBER		
	U S A			12,801	12,801	E-U		
	LIBER			174,526	174,526	LIBER		
COMMODITY TOTAL CHEM. SPECIALTIES NES	LIBER			2,200	2,200	LIBER	TOTAL DE MARCHANDISE PROD. CHIM. SPECIAUX NOA	
	LIBER			5,000	5,000	LIBER		



TABLE 1A. COMMODITIES LOADED FOR FOREIGN COUNTRIES BY COUNTRY OF DESTINATION, REGISTRY OF VESSEL AND CANADIAN REGION - 1977

TABLEAU 1A. MARCHANDISES CHARGÉES A DESTINATION DE PAYS ÉTRANGERS SELON LE PAYS DE DESTINATION, L'IMMATRICULATION DU NAVIRE ET LA RÉGION DU CANADA - 1977

COUNTRY OF DESTINATION AND KIND OF CARGO	REGISTRY OF VESSEL	SHORT TONS - TONNES COURTES				TOTAL TOTAL	IMMATIC. DU NAVIRE	PAYS DE DESTINATION ET MARCHANDISE
		ATLANTIC ATLANTIQUE	GREAT LAKES GRANDS LACS	PACIFIC PACIFIQUE	TOTAL			
U S ATL.& GULF CONT. GASOLINE	CAN	158,285				158,285	CAN	E-U ATL.& GOLFE SUITE
	OTHER	56,971				56,971	AUTRE	ESSENCE
COMMODITY TOTAL		215,256				215,256		TOTAL DE MARCHANDISE
FUEL OIL	NORW			31,900		31,900	NORV	MAZOUT
	PANAM	35,483				35,483	PANAM	
	CAN	25,709				25,709	CAN	
	U S A	7,569				7,569	E-U	
	OTHER	217,498				217,498	AUTRE	
COMMODITY TOTAL		286,259		31,900		318,159		TOTAL DE MARCHANDISE
PETROL, COAL PRCD.NES	GREEK	4,482				4,482	GREQ	DERIVE PETR. CHARB. NDA
FERRO-ALLOYS	NORW	3,729				3,729	NORV	FERRO-ALLIAGES
PIG IRON	GREEK	11,228				11,228	GREQ	FER EN GUEUSE
	LIBER	11,536				11,536	LIRER	
	PANAM	23,142				23,142	PANAM	
	OTHER	21,280				21,280	AUTRE	
COMMODITY TOTAL		67,186				67,186		TOTAL DE MARCHANDISE
ALUMINUM	PANAM			4,398		4,398	PANAM	ALUMINIUM
	OTHER			4,998		4,998	AUTRE	
COMMODITY TOTAL				9,396		9,396		TOTAL DE MARCHANDISE
CEMENT	PANAM	26,000				26,000	PANAM	CIMENT
	U S A		81,490			81,490	E-U	
COMMODITY TOTAL		26,000	81,490			107,490		TOTAL DE MARCHANDISE
MISC. FABRICATED PROD.	NORW	74				74	NORV	OUVRAGES DIVERS
MACHINERY NES	SWEDN	62				62	SUEDE	MACHINES NDA
	LIBER	4				4	LIRER	
COMMODITY TOTAL		66				66		TOTAL DE MARCHANDISE
PASS. AUTOS AND CHASSIS	PANAM	2				2	PANAM	VOITURES PART., CHASSIS
SHIPS, AIRCRAFT, MIS. VEH	U S A	1,533				1,533	E-U	NAVIRES, AVIONS, VEH. DIV
EQUIPMENT MISC.	DENMK	1,694				1,694	DANMK	MATERIEL DIVERS
CONTAINERIZED FREIGHT	GER	11,084				11,084	ALL	FRET CONTENDEUSE
	ITALY	20				20	ITAL	
	SWEDN	78				78	SUEDE	
	LIBER	7,421				7,421	LIRER	
	JAPAN	1,810				1,810	JAPON	
	OTHER	28,576		6,679		35,255	AUTRE	
COMMODITY TOTAL		48,989		6,679		55,668		TOTAL DE MARCHANDISE
COUNTRY/REGION TOTAL		15,251,894*	86,490*	1,548,679*		16,887,063*		TOTAL DE PAYS/REGION
GRAND TOTAL		80,535,902**	11,010,399**	40,476,808**		132,023,109**		TOTAL GLOBAL

TABLE 2A. COMMODITIES UNLOADED FROM FOREIGN COUNTRIES BY COUNTRY OF ORIGIN, REGISTRY OF VESSEL AND CANADIAN REGION - 1977

TABLEAU 2A. MARCHANDISES DECHARGÉES EN PROVENANCE DE PAYS ÉTRANGERS SELON LE PAYS D'ORIGINE, L'IMMATICULATION DU NAVIRE ET LA RÉGION DU CANADA - 1977

SHORT TONS - TONNES COURTES							
COUNTRY OF ORIGIN AND KIND OF CARGO	REGISTRY OF VESSEL	ATLANTIC ATLANTIQUE	GREAT LAKES GRANDS LACS	PACIFIC PACIFIQUE	TOTAL TOTAL	IMMATIC. DU NAVIRE	PAYS D'ORIGINE ET MARCHANDISE
UNITED KINGDOM							ROYAUME-UNI
SHELL FISH, NES	DENMK	12			12	DANMK	MOLLUSQUES CRUST., NDA
BAKERY PROD. INC. FROZEN	DENMK	53			53	DANMK	PROD. BOUL., PROD. CŒNG.
MACARONI, CEREAL PROD.	DENMK	41			41	DANMK	PATES ALIM. PROD. CEREAL
DRIED FRUITS	DENMK	16			16	DANMK	FRUITS SECS
FRUIT, PREP. NOT CANNED	DENMK	22			22	DANMK	CONS. FRUITS NON BOITE
FRUITS, PREP. CANNED	DENMK	19			19	DANMK	FRUITS PREP. EN BOITE
VEGETABLE PREP. NES	DENMK	25			25	DANMK	PREP. DE LEGUMES NDA
SUGAR, NES	DENMK	16			16	DANMK	SUCRE, NDA
SUGAR PREPARATIONS	U K	16			16	R U	PREP. A BASE DE SUCRE
	DENMK	229			229	DANMK	
	GER	6			6	ALL	
COMMODITY TOTAL		251			251		TOTAL DE MARCHANDISE
COCOA AND CHOCOLATE	SWEDN	60			60	SUEDE	CACAO ET CHOCOLAT
TEA	DENMK	2			2	DANMK	THE
	NORV	2			2	NORV	
COMMODITY TOTAL		4			4		TOTAL DE MARCHANDISE
VINEGAR	DENMK	10			10	DANMK	VINAIGRE
MISC. FOOD PREP. NES	U K	20			20	R U	DIV. PREP. ALIM. NDA
	DENMK	110			110	DANMK	
	GER	21			21	ALL	
	GREEK	4			4	GRECQ	
COMMODITY TOTAL		155			155		TOTAL DE MARCHANDISE
WINES	DENMK	4			4	DANMK	VINS
DIST. ALCOHOLIC BEV.	U K	2			2	R U	BOISS. ALCOOL. DIST.
	DENMK	24			24	DANMK	
	GER	6		5	11	ALL	
	NORV		10		10	NORV	
	SWEDN	40			40	SUEDE	
COMMODITY TOTAL		72	15		87		TOTAL DE MARCHANDISE
NURSERY, GREENHOUSE STOCK	DENMK	10			10	DANMK	PROD. PEPINIERE, SERRE
CHINA CLAY	GER	5,501			5,501	ALL	KAOLIN
	NORV	7,000			7,000	NORV	
	PANAM	8,406			8,406	PANAM	
	CAN	14,839			14,839	CAN	
COMMODITY TOTAL		35,746			35,746		TOTAL DE MARCHANDISE
SALT	NORV	9,139			9,139	NORV	SEL
LEATHER	GER	2			2	ALL	CUIR
RUBBER FAB. MATERIALS	NETH	6			6	P. BAS	DEMI-PROD. CAOUTCHOUC
	SWEDN	52			52	SUEDE	
COMMODITY TOTAL		58			58		TOTAL DE MARCHANDISE
WOOD FAB. MATERIALS	GER		23		23	ALL	DEMI-PRODUITS EN BOIS
PAPER NES	GER		3		3	ALL	PAPIER NDA
CORDAGE, TWINE, ROPE	DENMK	5			5	DANMK	CORDAGE, FICELLE, CORDE
JUTE WOVEN FABRICS	NORV	1			1	NORV	TISSUS DE JUTE
TEXTILE FAB. MTL NES	GER	1			1	ALL	OUVR. EN MAT. TEXT. NDA
	SWEDN	1			1	SUEDE	
COMMODITY TOTAL		2			2		TOTAL DE MARCHANDISE
METALLIC SALTS	NORV	3,500			3,500	NORV	SELS METALLIQUES
INORGANIC CHEMS. NES	DENMK	20			20	DANMK	PROD. CHIM. INORG. NDA
	GER	4			4	ALL	
	NORV	5			5	NORV	
COMMODITY TOTAL		29			29		TOTAL DE MARCHANDISE
ORGANIC CHEMICALS NES	DENMK	6			6	DANMK	PROD. CHIM. ORGAN. NDA
	GER	7			7	ALL	
	NETH	48			48	P. BAS	
	NORV	5,554			5,554	NORV	
	OTHER	4,961			4,961	AUTRE	
COMMODITY TOTAL		10,576			10,576		TOTAL DE MARCHANDISE
EXPLOS., FUSES, CAPS	U K			70	70	R U	EXPLOS., AMORCES, DET.
	DENMK	319			319	DANMK	
COMMODITY TOTAL		319		70	389		TOTAL DE MARCHANDISE
PLASTIC MATERIALS	NETH	17			17	P. BAS	MATIERES PLASTIQUES
	SWEDN	17			17	SUEDE	
COMMODITY TOTAL		34			34		TOTAL DE MARCHANDISE
DYESTUFF, PIGMENT, PAINT	DENMK	5			5	DANMK	MAT. COLOR. PIG. PEINTURE
CHEM. SPECIALTIES NES	OTHER	1			1	AUTRE	PRDD. CHIM. SPECIAUX NDA
LUBRICATING OIL, GREASE	U K	12			12	R U	HUILE, GRAISSE LUBRIF.
	GER	2			2	ALL	
COMMODITY TOTAL		14			14		TOTAL DE MARCHANDISE
COKE	DENMK		3,570		3,570	DANMK	COKE
	NORV		3,843		3,843	NORV	
COMMODITY TOTAL			7,413		7,413		TOTAL DE MARCHANDISE
COAL TAR, PITCH	DENMK	31			31	DANMK	GOUDRON, BRAI DE BOUIL.
	GER					ALL	
	NORV			12,399	12,399	NORV	
COMMODITY TOTAL		31		18,905	18,936		TOTAL DE MARCHANDISE
FERRO-ALLOYS	OTHER	3,415			3,415	AUTRE	FERRO-ALLIAGES
PIG IRON	GREEK	4,320			4,320	GRECQ	FER EN GUEUSE
PRIMARY IRON, STEEL NES	U K	580	12		592	R U	FER, ACIER PRIMAIR. NDA
	GER		31		31	ALL	
	SWEDN	18			18	SUEDE	
COMMODITY TOTAL		598	43		641		TOTAL DE MARCHANDISE
CASTINGS, FORGINGS	U K		3,507		3,507	R U	MOUL. PIECES FORGEES
	DENMK	57			57	DANMK	
	GER		16		16	ALL	
	NETH	40			40	P. BAS	

TABLE 2A. COMMODITIES UNLOADED FROM FOREIGN COUNTRIES BY COUNTRY OF ORIGIN, REGISTRY OF VESSEL AND CANADIAN REGION - 1977

TABLEAU 2A. MARCHANDISES DECHARGÉES EN PROVENANCE DE PAYS ÉTRANGERS SELON LE PAYS D'ORIGINE, L'IMMATRICULATION DU NAVIRE ET LA RÉGION DU CANADA - 1977

COUNTRY OF ORIGIN AND KIND OF CARGO	REGISTRY OF VESSEL	SHORT TONS - TONNES COURTES				TOTAL TOTAL	IMMATIC. DU NAVIRE	PAYS D'ORIGINE ET MARCHANDISE
		ATLANTIC ATLANTIQUE	GREAT LAKES GRANDS LACS	PACIFIC PACIFIQUE	TOTAL			
UNITED KINGDOM CONT.							ROYAUME-UNI	SUITE
	NORW		3,036		3,036	NORV		
	SWEDN	54			54	SUEDE		
	OTHER		554		554	AUTRE		
COMMODITY TOTAL		151	7,113		7,264			TOTAL DE MARCHANDISE
BARS AND RODS, STEEL	U K	2,963	2,751	683	6,397	R U		BARRES ET TIGES ACIER
	DENMK	9			9	DANMK		
	GREEK	735	1,115		1,850	GRECQ		
	SWEDN	65			65	SUEDE		
	LIBER			1,865	1,865	LIBER		
	OTHER	3,486	809	4,665	8,960	AUTRE		
COMMODITY TOTAL		7,258	4,675	7,213	19,146			TOTAL DE MARCHANDISE
PLATE & SHEET STEEL	U K	3,147	3,563	1,030	7,740	R U		TOLES, FEUILLES D'ACIER
	GER	114			114	ALL		
	GREEK	734	3,845		4,579	GRECQ		
	NETH	358			358	P. BAS		
	SWEDN	472			472	SUEDE		
	LIBER			2,067	2,067	LIBER		
	OTHER	3,487		505	3,992	AUTRE		
COMMODITY TOTAL		8,312	7,408	3,602	19,322			TOTAL DE MARCHANDISE
STRUCTURAL SHAPES	U K	7,455	4,430	10,726	22,611	R U		PROFILES DE CONSTRUCT.
	DENMK	2,434			2,434	DANMK		
	GREEK	734			734	GRECQ		
	NETH	529			529	P. BAS		
	SWEDN	931			931	SUEDE		
	LIBER			2,169	2,169	LIBER		
	OTHER	7,909	2,172	1,180	11,261	AUTRE		
COMMODITY TOTAL		19,992	6,602	14,075	40,669			TOTAL DE MARCHANDISE
RAILS & TRACK MATERIAL	DENMK	33			33	DANMK		RAILS, MAT. VOIE FERREE
PIPES, TUBES, IRON, STEEL	U K	2,609	563	565	3,737	R U		TUBES, TUBES FER, ACIER
	DENMK	190			190	DANMK		
	GER	10			10	ALL		
	GREEK	89			89	GRECQ		
	SWEDN	11			11	SUEDE		
	OTHER		83	436	519	AUTRE		
COMMODITY TOTAL		2,909	646	1,015	4,570			TOTAL DE MARCHANDISE
WIRE	DENMK	713			713	DANMK		FIL METALLIQUE
	GER		17		17	ALL		
COMMODITY TOTAL		713	17		730			TOTAL DE MARCHANDISE
COPPER AND ALLOYS	SWEDN	8			8	SUEDE		CUIVRE ET ALLIAGES
LEAD AND ALLOYS	DENMK	2			2	DANMK		PLOMB ET ALLIAGES
ZINC AND ALLOYS	GER	61			61	ALL		ZINC ET ALLIAGES
METAL FAB. BASIC PROD.	U K		25		25	R U		OUVR. DE BASE EN METAL
	DENMK	62			62	DANMK		
	GER	4			4	ALL		
	SWEDN	194			194	SUEDE		
	OTHER			110	304	AUTRE		
COMMODITY TOTAL		260	25	1,072	1,467			TOTAL DE MARCHANDISE
DRAIN TILES, PIPES	DENMK	6			6	DANMK		TUILES TUY. DE DRAINAGE
BRICKS, TILES NES	DENMK	52			52	DANMK		BRIOQUES, TUILES NDA
	GER	3			3	ALL		
	OTHER	1,986			1,986	AUTRE		
COMMODITY TOTAL		2,041			2,041			TOTAL DE MARCHANDISE
GLASS BASIC PRODUCTS	GREEK	16			16	GRECQ		OUVR. DE BASE EN VERRE
NON-MET. MIN. BASIC PROD.	GREEK	2			2	GRECQ		PROD. MIN. NON-MET. BASE
MISC. FABRICATED PROD.	DENMK	94			94	DANMK		OUVRAGES DIVERS
TRACTORS	U K	1,966			1,966	R U		TRACTEURS
	GER	8			8	ALL		
	NORW	62			62	NORV		
	SWEDN	24			24	SUEDE		
COMMODITY TOTAL		2,060			2,060			TOTAL DE MARCHANDISE
MACHINERY NES	U K	850	913		1,763	R U		MACHINES NDA
	DENMK	60	11		71	DANMK		
	GER	378	2,009		2,387	ALL		
	GREEK	23			23	GRECQ		
	NETH	988			988	P. BAS		
	NORW	162	67		229	NORV		
	SWEDN	2,838			2,838	SUEDE		
	CAN	757			757	CAN		
	OTHER	9			9	AUTRE		
COMMODITY TOTAL		6,065	3,000		9,065			TOTAL DE MARCHANDISE
RAILWAY ROLLING STOCK	GER	11			11	ALL		MAT. ROUL. DE CH. DE FER
PASS. AUTOS AND CHASSIS	U K	14,931		18	14,949	R U		VOITURES PART., CHASSIS
	DENMK	1			1	DANMK		
	GREEK	59			59	GRECQ		
	NETH	9			9	P. BAS		
	SWEDN	65	60	37	162	SUEDE		
	PANAM	10			10	PANAM		
	OTHER	12			12	AUTRE		
COMMODITY TOTAL		15,087	60	55	15,202			TOTAL DE MARCHANDISE
TRUCKS AND CHASSIS	U K	43		16	59	R U		CAMIONS ET CHASSIS
MOTOR VEHICLE ENGINES	GREEK	1			1	GRECQ		MOTEURS DE VEH. AUTOM.
	SWEDN	12			12	SUEDE		
COMMODITY TOTAL		13			13			TOTAL DE MARCHANDISE
ROAD MOTOR VEH. NES	DENMK	1			1	DANMK		VEH. AUTOM. ROUTIERS NDA
	SWEDN	29			29	SUEDE		
COMMODITY TOTAL		30			30			TOTAL DE MARCHANDISE



TABLE 2A. COMMODITIES UNLOADED FROM FOREIGN COUNTRIES BY COUNTRY OF ORIGIN, REGISTRY OF VESSEL AND CANADIAN REGION - 1977

TABLEAU 2A. MARCHANDISES DECHARGÉES EN PROVENANCE DE PAYS ÉTRANGERS SELON LE PAYS D'ORIGINE, L'IMMATRICULATION DU NAVIRE ET LA RÉGION DU CANADA - 1977

		SHORT TONS - TONNES COURTES						
COUNTRY OF ORIGIN AND KIND OF CARGO	REGISTRY OF VESSEL	ATLANTIC ATLANTIQUE	GREAT LAKES GRANDS LACS	PACIFIC PACIFIQUE	TOTAL TOTAL	IMMATIC. DU NAVIRE	PAYS D'ORIGINE ET MARCHANDISE	
<b>UNITED KINGDOM CONT. SHIPS, AIRCRAFT, MIS. VEH.</b>	U K	6		5,578	5,584	R U	ROYAUME-UNI NAVIRES, AVIONS, VEH. DIV	
	DENMK	22		49	71	DANMK		
	GREEK	12			12	GRECO		
	NETH	36			36	P. BAS		
	SWEDN	86		26	112	SUEDE		
<b>COMMODITY TOTAL</b>		<b>162</b>		<b>5,653</b>	<b>5,815</b>		<b>TOTAL DE MARCHANDISE</b>	
<b>EQUIPMENT MISC.</b>	U K	4			4	P U	MATERIEL DIVERS	
	DENMK	103			103	DANMK		
	GER	16			16	ALL		
	GREEK	2			2	GRECO		
	NETH	38			38	P. BAS		
	NORW	102			102	NORV		
	SWEDN	149			149	SUEDE		
	OTHER	1			1	AUTRE		
<b>COMMODITY TOTAL</b>		<b>415</b>			<b>415</b>		<b>TOTAL DE MARCHANDISE</b>	
<b>PERSONAL, HOUSEHOLD GOODS</b>	U K	3			3	R U	ART. PERS. ET MENAGERS	
	DENMK	318			318	DANMK		
	GER	9			9	ALL		
	GREEK	7			7	GRECO		
	NETH	52			52	P. BAS		
	NORW	7			7	NORV		
	SWEDN	91			91	SUEDE		
<b>COMMODITY TOTAL</b>		<b>487</b>			<b>487</b>		<b>TOTAL DE MARCHANDISE</b>	
<b>FIREARMS, AMMUNITION CONTAINERS, CLOSURES</b>	DENMK	1,039			1,039	DANMK	ARMES A FEU, MUNITIONS	
	U K	94			94	R U	CONTENEURS, FERMETURES	
	DENMK	716		5	721	DANMK		
	GREEK	521			521	GRECO		
	SWEDN	13			13	SUEDE		
<b>COMMODITY TOTAL</b>		<b>1,344</b>		<b>5</b>	<b>1,349</b>		<b>TOTAL DE MARCHANDISE</b>	
<b>MISC. END PRODUCTS NES</b>	DENMK	3			3	DANMK	PRODUITS FINIS DIV. NOA	
	GER	1	4		5	ALL		
<b>COMMODITY TOTAL</b>		<b>4</b>	<b>4</b>		<b>8</b>		<b>TOTAL DE MARCHANDISE</b>	
<b>GENERAL CARGO</b>	U K	849			849	R U	MARCHANDISES DIVERSES	
	DENMK		2	91	93	DANMK		
	GER	8	18		26	ALL		
	NETH	12			12	P. BAS		
	NORW		1		1	NORV		
	SWEDN	37			37	SUEDE		
	OTHER	62			62	AUTRE		
<b>COMMODITY TOTAL</b>		<b>968</b>	<b>21</b>	<b>91</b>	<b>1,080</b>		<b>TOTAL DE MARCHANDISE</b>	
<b>CONTAINERIZED FREIGHT</b>	U K	641,692		5,888	647,580	R U	FRET CONTENEURESE	
	DENMK	49,756	561	5,292	55,609	DANMK		
	GER	6,774	5,206	4,687	16,667	ALL		
	GREEK	1,063		2,956	4,019	GRECO		
	NETH	14,825			14,825	P. BAS		
	NORW	1,232	29		1,261	NORV		
	SWEDN	39,538		9,778	49,316	SUEDE		
	LIBER	8,746		176	8,922	LIBER		
	PANAM			1,430	1,430	PANAM		
	OTHER	68,239			68,239	AUTRE		
<b>COMMODITY TOTAL</b>		<b>831,865</b>	<b>5,796</b>	<b>30,207</b>	<b>867,868</b>		<b>TOTAL DE MARCHANDISE</b>	
<b>COUNTRY/REGION TOTAL</b>		<b>970,016*</b>	<b>42,864*</b>	<b>82,089*</b>	<b>1,094,969*</b>		<b>TOTAL DE PAYS/REGION</b>	
<b>MALTA AND GOZO CONTAINERIZED FREIGHT</b>	OTHER	299			299	AUTRE	MALTE ET GOZZO FRET CONTENEURESE	
<b>COUNTRY/REGION TOTAL</b>		<b>299*</b>	<b>*</b>	<b>*</b>	<b>299*</b>		<b>TOTAL DE PAYS/REGION</b>	
<b>BELGIUM-LUXEMB MEAT AND MEAT PREP. NES SHELL FISH, NES</b>	DENMK	4			4	DANMK	VIANDES ET PREP. NOA	
	DENMK	6			6	DANMK	MOLLUSQUES CRUST. NOA	
	OTHER	6			6	AUTRE		
<b>COMMODITY TOTAL</b>		<b>12</b>			<b>12</b>		<b>TOTAL DE MARCHANDISE</b>	
<b>CHEESE</b>	GER		6		6	ALL	FROMAGE	
<b>MALT AND MALT FLOUR</b>	NORW			39	39	NORV	MALT ET FARINE DE MALT	
<b>MACARONI, CEREAL PROD.</b>	OTHER			3	3	AUTRE	PATES ALIM. PROD. CEREAL	
<b>VEGETABLES, FRESH</b>	GER		20		20	ALL	LEGUMES, FRATS	
	SWEDN	8			8	SUEDE		
<b>COMMODITY TOTAL</b>		<b>8</b>	<b>20</b>		<b>28</b>		<b>TOTAL DE MARCHANDISE</b>	
<b>ALE, BEER, STOUT, PORTER WINES</b>	DENMK	14			14	DANMK	ALE, BIÈRE, STOUT, PORTER	
	DENMK	6			6	DANMK	VINS	
	GREEK		8		8	GRECO		
<b>COMMODITY TOTAL</b>		<b>6</b>	<b>8</b>		<b>14</b>		<b>TOTAL DE MARCHANDISE</b>	
<b>DIST. ALCOHOLIC BEV.</b>	SWEDN	30			30	SUEDE	BOISS. ALCOOL. DIST.	
<b>SEEDS FOR SOWING NES</b>	DENMK	2			2	DANMK	GRAINES DE SEMENCE NOA	
	NETH	5			5	P. BAS		
<b>COMMODITY TOTAL</b>		<b>7</b>			<b>7</b>		<b>TOTAL DE MARCHANDISE</b>	
<b>NURSERY, GREENHOUSE STOCK</b>	DENMK	7			7	DANMK	PROD. PEPINIERE, SERRE	
	NETH	10			10	P. BAS		
	SWEDN	60			60	SUEDE		
<b>COMMODITY TOTAL</b>		<b>77</b>			<b>77</b>		<b>TOTAL DE MARCHANDISE</b>	
<b>CRUDE VEG. PROD. NES</b>	SWEDN	22			22	SUEDE	PR. BRUTS OPIG. VEG. NOA	
<b>Wool AND ANIMAL HAIR</b>	GER	3			3	ALL	LAINES, POILS ANIMAL	

TABLE 2A. COMMODITIES UNLOADED FROM FOREIGN COUNTRIES BY COUNTRY OF ORIGIN, REGISTRY OF VESSEL AND CANADIAN REGION - 1977

TABLEAU 2A. MARCHANDISES DECHARGÉES EN PROVENANCE DE PAYS ÉTRANGERS SELON LE PAYS D'ORIGINE, L'IMMATRICULATION DU NAVIRE ET LA RÉGION DU CANADA - 1977

		SHORT TONS - TONNES COURTES					
COUNTRY OF ORIGIN AND KIND OF CARGO	REGISTRY OF VESSEL	ATLANTIC ATLANTIQUE	GREAT LAKES GRANDS LACS	PACIFIC PACIFIQUE	TOTAL TOTAL	IMMATIC. OU NAVIRE	PAYS D'ORIGINE ET MARCHANDISE
<b>BELGIUM-LUXEMB CONT.</b>							
SAND AND GRAVEL	OTHER	6,820			6,820	AUTRE	BELGIQUE-LUX. SUITE
LUMBER AND TIMBER	GER	170			170	ALL	SABLE ET GRAVIER
PULP	GREEK			3,607	3,607	GREQ	BOIS D'OEUVRE ET CHARP. PATE
	NORW	109			109	NORV	
<b>COMMODITY TOTAL</b>		<b>109</b>		<b>3,607</b>	<b>3,716</b>		<b>TOTAL DE MARCHANDISE</b>
PAPER NES	NORW	1			1	NORV	PAPIER NDA
CORDAGE, TWINE, ROPE	DENMK	10			10	DANMK	CORDAGE, FICELLE, CORDE
TEXTILE FAB. MTL NES	DENMK	7			7	DANMK	OUVR. EN MAT. TEXT. NDA
	GER	1			1	ALL	
<b>COMMODITY TOTAL</b>		<b>8</b>			<b>8</b>		<b>TOTAL DE MARCHANDISE</b>
METALLIC SALTS	DENMK	1,059			1,059	DANMK	SELS METALLIQUES
	GER	3			3	ALL	
<b>COMMODITY TOTAL</b>		<b>1,062</b>			<b>1,062</b>		<b>TOTAL DE MARCHANDISE</b>
INORGANIC CHEMS. NES	GER	1	15		16	ALL	PROD. CHIM. INDRG. NDA
	LIBER	32			32	LIBER	
<b>COMMODITY TOTAL</b>		<b>33</b>	<b>15</b>		<b>48</b>		<b>TOTAL DE MARCHANDISE</b>
ORGANIC CHEMICALS NES	DENMK	12			12	DANMK	PROD. CHIM. ORGN. NDA
	GER	2			2	ALL	
	LIBER		1		1	LIBER	
<b>COMMODITY TOTAL</b>		<b>14</b>	<b>1</b>		<b>15</b>		<b>TOTAL DE MARCHANDISE</b>
PLASTIC MATERIALS	DENMK	2			2	DANMK	MATIERES PLASTIQUES
COKE	LIBER		450		450	LIBER	COKE
	OTHER	5,727	9,783		15,510	AUTRE	
<b>COMMODITY TOTAL</b>		<b>5,727</b>	<b>10,233</b>		<b>15,960</b>		<b>TOTAL DE MARCHANDISE</b>
PRIMARY IRON, STEEL NES	GREEK			273	273	GREQ	FER, ACIER PRIMAIR. NDA
	SWEDN		9		9	SUEDE	
<b>COMMODITY TOTAL</b>			<b>9</b>	<b>273</b>	<b>282</b>		<b>TOTAL DE MARCHANDISE</b>
CASTINGS, FORGINGS	GER		110		110	ALL	MOUL. PIECES FORGEES
	SWEDN		6		6	SUEDE	
<b>COMMODITY TOTAL</b>			<b>116</b>		<b>116</b>		<b>TOTAL DE MARCHANDISE</b>
BARS AND RODS, STEEL	U K			14,731	14,731	R U	BARRES ET TIGES ACIER
	DENMK	200			200	DANMK	
	GER	24,180	15		24,195	ALL	
	GREEK		1,019	1,224	2,243	GREQ	
	ITALY	598	350		948	ITAL	
	NETH	233			233	P. BAS	
	NORW	328		789	1,117	NORV	
	SWEDN	15			15	SUEDE	
	LIBER	1,874	410		2,284	LIBER	
	OTHER		2,593	8,326	10,919	AUTRE	
<b>COMMODITY TOTAL</b>		<b>27,428</b>	<b>4,387</b>	<b>25,070</b>	<b>56,885</b>		<b>TOTAL DE MARCHANDISE</b>
PLATE & SHEET STEEL	U K		1,083	8,933	10,016	R U	TOLES, FEUILLES DACIER
	DENMK	439	201		640	DANMK	
	GER	8,410			8,410	ALL	
	GREEK		950	2,702	3,652	GREQ	
	ITALY	599	969		1,568	ITAL	
	NETH	834			834	P. BAS	
	NORW	327		232	559	NORV	
	SWEDN	117			117	SUEDE	
	LIBER	1,872	18,008		19,880	LIBER	
	OTHER	5,757	7,886	3,010	16,653	AUTRE	
<b>COMMODITY TOTAL</b>		<b>18,355</b>	<b>29,097</b>	<b>14,877</b>	<b>62,329</b>		<b>TOTAL DE MARCHANDISE</b>
STRUCTURAL SHAPES	U K	7,253	1,627	9,294	18,174	R U	PROFILES DE CONSTRUCT.
	DENMK	25			25	DANMK	
	GER	35,650	35		35,685	ALL	
	GREEK		939	517	1,456	GREQ	
	ITALY	866	982		1,848	ITAL	
	NETH	241			241	P. BAS	
	NORW	173			173	NORV	
	SWEDN	294			294	SUEDE	
	LIBER	10,277	2,809		13,086	LIBER	
	OTHER	5,511	7,692	5,542	18,745	AUTRE	
<b>COMMODITY TOTAL</b>		<b>60,290</b>	<b>14,084</b>	<b>15,353</b>	<b>89,727</b>		<b>TOTAL DE MARCHANDISE</b>
RAILS & TRACK MATERIAL	U K			22	22	R U	RAILS, MAT. VOIE FERREE
	GREEK			510	510	GREQ	
<b>COMMODITY TOTAL</b>				<b>532</b>	<b>532</b>		<b>TOTAL DE MARCHANDISE</b>
PIPES, TUBES: IRON, STEEL	U K			146	146	R U	TUYAUX, TUBES: FER, ACIER
	DENMK	3			3	DANMK	
	GER	1,104			1,104	ALL	
	GREEK			39	39	GREQ	
	ITALY		325		325	ITAL	
	NORW	514	52	200	766	NORV	
	OTHER	2,003			2,003	AUTRE	
<b>COMMODITY TOTAL</b>		<b>3,624</b>	<b>377</b>	<b>385</b>	<b>4,386</b>		<b>TOTAL DE MARCHANDISE</b>
WIRE	U K		1,337		1,337	R U	FIL METALLIQUE
	DENMK	120			120	DANMK	
	GER	270			270	ALL	
	NETH	3			3	P. BAS	
	OTHER	1,670		27	1,697	AUTRE	
<b>COMMODITY TOTAL</b>		<b>2,063</b>	<b>1,337</b>	<b>27</b>	<b>3,427</b>		<b>TOTAL DE MARCHANDISE</b>
COPPER AND ALLOYS	GER	12			12	ALL	CUIVRE ET ALLIAGES
	NORW			1	1	NORV	
	SWEDN		17		17	SUEDE	
	OTHER			4	4	AUTRE	
<b>COMMODITY TOTAL</b>		<b>12</b>	<b>17</b>	<b>5</b>	<b>34</b>		<b>TOTAL DE MARCHANDISE</b>
ZINC AND ALLOYS	GER	2,085			2,085	ALL	ZINC ET ALLIAGES

TABLE 2A. COMMODITIES UNLOADED FROM FOREIGN COUNTRIES BY COUNTRY OF ORIGIN, REGISTRY OF VESSEL AND CANADIAN REGION - 1977

TABLEAU 2A. MARCHANDISES DECHARGÉES EN PROVENANCE DE PAYS ÉTRANGERS SELON LE PAYS D'ORIGINE, L'IMMATRICULATION DU NAVIRE ET LA RÉGION DU CANADA - 1977

SHORT TONS - TONNES COURTES

COUNTRY OF ORIGIN AND KIND OF CARGO	REGISTRY OF VESSEL	ATLANTIC ATLANTIQUE	GREAT LAKES GRANDS LACS	PACIFIC PACIFIQUE	TOTAL TOTAL	IMMATIC. DU NAVIRE	PAYS D'ORIGINE ET MARCHANDISE
BELGIUM-LUXEMB. CONT. METAL FAB. BASIC PROD.	U K			26	26	R U	BELGIQUE-LUX. SUITE
	DENMK	272			272	DANMK	OUVR. DE BASE EN METAL
	SWEDN	2			2	SUEDE	
	OTHER			38	38	AUTRE	
COMMODITY TOTAL		274		64	338		TOTAL DE MARCHANDISE
MISC. FABRICATED PROD.	DENMK	35			35	DANMK	OUVRAGES DIVERS
	GER	3			3	ALL	
COMMODITY TOTAL		38			38		TOTAL DE MARCHANDISE
TRACTORS	U K	1,533			1,533	R U	TRACTEURS
	DENMK	1,300			1,300	DANMK	
	GER	157			157	ALL	
	NETH	958			958	P. BAS	
	SWEDN	1,045			1,045	SUEDE	
	LIBER	910			910	LIBER	
	PANAM	946			946	PANAM	
	OTHER	51			51	AUTRE	
COMMODITY TOTAL		6,900			6,900		TOTAL DE MARCHANDISE
MACHINERY NES	U K		514		514	R U	MACHINES NDA
	DENMK	579	13		592	DANMK	
	GER	48			48	ALL	
	GREEK		15	645	660	GRECQ	
	NETH	75			75	P. BAS	
	SWEDN	169			169	SUEDE	
	LIBER		132		132	LIBER	
	PANAM	3			3	PANAM	
	OTHER		131	1	132	AUTRE	
COMMODITY TOTAL		874	805	646	2,325		TOTAL DE MARCHANDISE
PASS. AUTOS AND CHASSIS	GER	8			8	ALL	VOITURES PART., CHASSIS
	GREEK		143		143	GRECQ	
	ITALY		33		33	ITAL	
	NETH	57			57	P. BAS	
	NORW	1			1	NORV	
	SWEDN	154	2		156	SUEDE	
	LIBER		322		322	LIBER	
	OTHER	73	515	4	592	AUTRE	
COMMODITY TOTAL		293	1,015	4	1,312		TOTAL DE MARCHANDISE
MOTOR VEHICLE ENGINES	ITALY		1		1	ITAL	MOTEURS DE VEH. AUTOM.
	SWEDN	68			68	SUEDE	
COMMODITY TOTAL		68	1		69		TOTAL DE MARCHANDISE
SHIPS, AIRCRAFT, MIS. VEH	DENMK	173			173	DANMK	NAVIRES, AVIONS, VEH. DIV
	GER	678			678	ALL	
	ITALY		12		12	ITAL	
	OTHER		130		130	AUTRE	
COMMODITY TOTAL		851	142		993		TOTAL DE MARCHANDISE
EQUIPMENT MISC.	U K			39	39	R U	MATERIEL DIVERS
	DENMK	22			22	DANMK	
	GER	14			14	ALL	
	NORW	37			37	NORV	
	SWEDN	75			75	SUEDE	
COMMODITY TOTAL		148		39	187		TOTAL DE MARCHANDISE
PERSONAL, HOUSEHOLD GOODS	DENMK	27			27	DANMK	ART., PEPS. ET MENAGERS
	GER	5			5	ALL	
	NETH	127			127	P. BAS	
	NORW			5	5	NORV	
	SWEDN	1,516	4		1,520	SUEDE	
COMMODITY TOTAL		1,675	4	5	1,684		TOTAL DE MARCHANDISE
CONTAINERS, CLOSURES	U K		9		9	R U	CONTENEURS, FERMETURES
	NORW	1			1	NORV	
	OTHER		8		8	AUTRE	
COMMODITY TOTAL		1	17	4	22		TOTAL DE MARCHANDISE
MISC. END PRODUCTS NES	DENMK	34			34	DANMK	PRODUITS FINIS DIV. NDA
	GER	1	3		4	ALL	
	ITALY		30		30	ITAL	
	NORW	1		18	19	NORV	
	OTHER		142		142	AUTRE	
COMMODITY TOTAL		36	175	18	229		TOTAL DE MARCHANDISE
GENERAL CARGO	U K		80	238	318	R U	MARCHANDISES DIVERSES
	DENMK	1	2		3	DANMK	
	GER	6	10		16	ALL	
	NETH	46			46	P. BAS	
	NORW		1		1	NORV	
	SWEDN	731			731	SUEDE	
COMMODITY TOTAL		784	93	238	1,115		TOTAL DE MARCHANDISE
CONTAINERIZED FREIGHT	U K	193,399		3,312	196,711	R U	FRET CONTENEURESE
	DENMK	79,395	18	2,350	81,763	DANMK	
	GER	90,499		1,318	91,817	ALL	
	GREEK		812	996	1,808	GRECQ	
	ITALY	5,094	4,705		9,799	ITAL	
	NETH	10,489			10,489	P. BAS	
	NORW	103			103	NORV	
	SWEDN	7,963	293	4,417	12,673	SUEDE	
	LIBER	12,020	686	18	12,724	LIBER	
	PANAM			472	472	PANAM	
	OTHER	114,654	2,704	340	117,698	AUTRE	
COMMODITY TOTAL		513,616	9,218	13,223	536,057		TOTAL DE MARCHANDISE
COUNTRY/REGION TOTAL		653,554*	71,177*	74,412*	799,143*		TOTAL DE PAYS/REGION



TABLE 2A. COMMODITIES UNLOADED FROM FOREIGN COUNTRIES BY COUNTRY OF ORIGIN, REGISTRY OF VESSEL AND CANADIAN REGION - 1977

TABLEAU 2A. MARCHANDISES DECHARGÉES EN PROVENANCE DE PAYS ÉTRANGERS SELON LE PAYS D'ORIGINE, L'IMMATRICULATION DU NAVIRE ET LA RÉGION DU CANADA - 1977

SHORT TONS - TONNES COURTES							
COUNTRY OF ORIGIN AND KIND OF CARGO	REGISTRY OF VESSEL	ATLANTIC ATLANTIQUE	GREAT LAKES GRANDS LACS	PACIFIC PACIFIQUE	TOTAL TOTAL	IMMATRIC. DU NAVIRE	PAYS D'ORIGINE ET MARCHANDISE
<b>DENMARK</b>							
CRUDE NON-MET. MIN. NES	GER	1,136			1,136	ALL	DANEMARK
STRUCTURAL SHAPES	GREEK		871		871	GRECQ	MIN. NON-MET. BRUTS NDA
BRICKS, TILES NES	GER	104			104	ALL	PROFILES DE CONSTRUCT.
	OTHER	933			933	AUTRE	BRICKES, TUILES NDA
<b>COMMODITY TOTAL</b>		<b>1,037</b>			<b>1,037</b>		<b>TOTAL DE MARCHANDISE</b>
NON-MET. MIN. BASIC PROD	OTHER	656			656	AUTRE	PROD. MIN. NON-MET. BASE
MACHINERY NES	DENMK	200			200	DANMK	MACHINES NDA
SHIPS, AIRCRAFT, MIS. VEH	U K			5	5	R U	NAVIRES, AVIONS, VEH. DIV
EQUIPMENT MISC.	OTHER	3			3	AUTRE	MATERIEL DIVERS
CONTAINERIZED FREIGHT	U K			46	46	R U	FRET CONTENEURESE
	DENMK			28	28	DANMK	
	GER	18			18	ALL	
	OTHER			18	18	AUTRE	
<b>COMMODITY TOTAL</b>		<b>18</b>		<b>92</b>	<b>110</b>		<b>TOTAL DE MARCHANDISE</b>
<b>COUNTRY/REGION TOTAL</b>		<b>3,050*</b>	<b>871*</b>	<b>97*</b>	<b>4,018*</b>		<b>TOTAL DE PAYS/REGION</b>
<b>FINLAND</b>							
ORES AND CONC. NES	U K		17,243		17,243	R U	FINLANDE
	LIBER		14,464		14,464	LIBER	MINERAIS ET CONC. NDA
<b>COMMODITY TOTAL</b>			<b>31,707</b>		<b>31,707</b>		<b>TOTAL DE MARCHANDISE</b>
VENEER, PLYWOOD	NORW		39		39	NORV	PLACAGES, CONTRE-PLAQ.
	OTHER			64	64	AUTRE	
<b>COMMODITY TOTAL</b>			<b>39</b>	<b>64</b>	<b>103</b>		<b>TOTAL DE MARCHANDISE</b>
PULP	NORW	3,500			3,500	NORV	PATE
ZINC AND ALLOYS	NORW		5,800		5,800	NORV	ZINC ET ALLIAGES
MACHINERY NES	GER	81			81	ALL	MACHINES NDA
	OTHER			50	50	AUTRE	
<b>COMMODITY TOTAL</b>		<b>81</b>		<b>50</b>	<b>131</b>		<b>TOTAL DE MARCHANDISE</b>
PASS. AUTOS AND CHASSIS	OTHER			1	1	AUTRE	VOITURES PART., CHASSIS
SHIPS, AIRCRAFT, MIS. VEH	OTHER			14	14	AUTRE	NAVIRES, AVIONS, VEH. DIV
EQUIPMENT MISC.	GER	220			220	ALL	MATERIEL DIVERS
	NORW		204		204	NORV	
	OTHER			6	6	AUTRE	
<b>COMMODITY TOTAL</b>		<b>220</b>	<b>204</b>	<b>6</b>	<b>430</b>		<b>TOTAL DE MARCHANDISE</b>
FIREARMS, AMMUNITION	OTHER			2	2	AUTRE	ARMES A FEU, MUNITIONS
MISC. END PRODUCTS NES	OTHER			5	5	AUTRE	PRODUITS FINIS DIV. NDA
GENERAL CARGO	OTHER			4	4	AUTRE	MARCHANDISES DIVERSES
<b>COMMODITY TOTAL</b>							<b>TOTAL DE MARCHANDISE</b>
<b>COUNTRY/REGION TOTAL</b>		<b>3,801*</b>	<b>37,750*</b>	<b>146*</b>	<b>41,697*</b>		<b>TOTAL DE PAYS/REGION</b>
<b>FRANCE-ATLANT.</b>							
CATTLE	SWEDN	17			17	SUEDE	FRANCE-ATLANT.
	OTHER	1			1	AUTRE	BOVINS
<b>COMMODITY TOTAL</b>		<b>18</b>			<b>18</b>		<b>TOTAL DE MARCHANDISE</b>
WINES	NETH	20			20	P. BAS	VINS
	OTHER		26		26	AUTRE	
<b>COMMODITY TOTAL</b>		<b>20</b>	<b>26</b>		<b>46</b>		<b>TOTAL DE MARCHANDISE</b>
DIST. ALCOHOLIC BEV.	NETH	56			56	P. BAS	BOISS. ALCOOL. DIST.
	SWEDN	98			98	SUEDE	
	OTHER	20			20	AUTRE	
<b>COMMODITY TOTAL</b>		<b>174</b>			<b>174</b>		<b>TOTAL DE MARCHANDISE</b>
INORGANIC CHEM. NES	U K	6,356			6,356	R U	PROD. CHIM. INORG. NDA
	GER	6,815			6,815	ALL	
<b>COMMODITY TOTAL</b>		<b>13,171</b>			<b>13,171</b>		<b>TOTAL DE MARCHANDISE</b>
GLYCOL	NORW	1,154			1,154	NORV	GLYCOL
ORGANIC CHEMICALS NES	LIBER	1,039			1,039	LIBER	PROD. CHIM. ORGAN. NDA
	OTHER	1,822			1,822	AUTRE	
<b>COMMODITY TOTAL</b>		<b>2,861</b>			<b>2,861</b>		<b>TOTAL DE MARCHANDISE</b>
COKE	PANAM	1,875	4,244		6,119	PANAM	COKE
PRIMARY IRON, STEEL NES	SWEDN	3	26		29	SUEDE	FER, ACIER PRIMAIR. NDA
	OTHER	25			25	AUTRE	
<b>COMMODITY TOTAL</b>		<b>28</b>	<b>26</b>		<b>54</b>		<b>TOTAL DE MARCHANDISE</b>
PLATE & SHEET STEEL	U K			24	24	R U	TOLES, FEUILLES D'ACIER
	SWEDN	25			25	SUEDE	
	OTHER	5			5	AUTRE	
<b>COMMODITY TOTAL</b>		<b>30</b>		<b>24</b>	<b>54</b>		<b>TOTAL DE MARCHANDISE</b>
STRUCTURAL SHAPES	SWEDN	63			63	SUEDE	PROFILES DE CONSTRUCT.
GLASS BASIC PRODUCTS	SWEDN	18			18	SUEDE	DUVR. DE BASE EN VERRE
TRACTORS	U K	565			565	R U	TRACTEURS
	OTHER	72			72	AUTRE	
<b>COMMODITY TOTAL</b>		<b>637</b>			<b>637</b>		<b>TOTAL DE MARCHANDISE</b>
MACHINERY NES	DENMK	57			57	DANMK	MACHINES NDA
	GER	77			77	ALL	
	SWEDN	433	15		448	SUEDE	
	OTHER	408			408	AUTRE	
<b>COMMODITY TOTAL</b>		<b>975</b>	<b>15</b>		<b>990</b>		<b>TOTAL DE MARCHANDISE</b>
PASS. AUTOS AND CHASSIS	U K	13,379			13,379	R U	VOITURES PART., CHASSIS
	NORW	1,433			1,433	NORV	
	SWEDN	927	331		1,258	SUEDE	
	OTHER	248	83		331	AUTRE	
<b>COMMODITY TOTAL</b>		<b>15,987</b>	<b>414</b>		<b>16,401</b>		<b>TOTAL DE MARCHANDISE</b>
MOTOR VEHICLE ENGINES	GREEK	1			1	GRECQ	MOTEURS DE VEH. AUTOM.
	SWEDN	86	1		87	SUEDE	

TABLE 22. COMMODITIES UNLOADED FROM FOREIGN COUNTRIES BY COUNTRY OF ORIGIN, REGISTRY OF VESSEL AND CANADIAN REGION - 1977

TABLEAU 22. MARCHANDISES DÉCHARGÉES EN PROVENANCE DE PAYS ÉTRANGERS SELON LE PAYS D'ORIGINE, L'IMMATRICULATION DU NAVIRE ET LA RÉGION DU CANADA - 1977

		SHORT TONS - TONNES COURTES						
COUNTRY OF ORIGIN AND KIND OF CARGO	REGISTRY OF VESSEL	ATLANTIC ATLANTIQUE	GREAT LAKES GRANDS LACS	PACIFIC PACIFIQUE	TOTAL TOTAL	IMMATRIC. DU NAVIRE	PAYS D'ORIGINE ET MARCHANDISE	
FRANCE-ATLANT. CONT.							FRANCE-ATLANT. SUITE	
	OTHER	80			80	AUTRE		
COMMODITY TOTAL		167	1		168		TOTAL DE MARCHANDISE	
ROAD MOTOR VEH. NES	SWEDN	94	1		95	SUEDE	VEH.AUTOM.ROUTIERS NDA	
SHIPS,AIRCRAFT,MIS.VEH	U K	1			1	R U	NAVIRES,AVIONS,VEH.DIV	
	SWEDN			2	2	SUEDE		
	OTHER	32			32	AUTRE		
COMMODITY TOTAL		33			35		TOTAL DE MARCHANDISE	
EQUIPMENT MISC.	NORW	1			1	NORV	MATERIEL DIVERS	
	SWEDN	29	17		46	SUEDE		
	OTHER	33			33	AUTRE		
COMMODITY TOTAL		63	17		80		TOTAL DE MARCHANDISE	
MISC. END PRODUCTS NES	GER	1			1	ALL	PRODUITS FINIS DIV.NDA	
	SWEDN	21	19		40	SUEDE		
COMMODITY TOTAL		22	19		41		TOTAL DE MARCHANDISE	
GENERAL CARGO	DENMK	1			1	DANMK	MARCHANDISES DIVERSES	
	GER	3			3	ALL		
	SWEDN	122	54		176	SUEDE		
	OTHER	102	28		130	AUTRE		
COMMODITY TOTAL		228	82		310		TOTAL DE MARCHANDISE	
CONTAINERIZED FREIGHT	U K	88,988		317	89,305	R U	FRET CONTENEURESE	
	DENMK	29		443	472	DANMK		
	GER	14	15	1,924	1,953	ALL		
	GREEK	156		1,501	1,657	GRECQ		
	ITALY	780			780	ITAL		
	NETH	515			515	P.BAS		
	NORW	42			42	NORV		
	SWEDN	12,926	4,735	867	18,528	SUEDE		
	LIBER			2	2	LIBER		
	PANAM	240		757	997	PANAM		
	OTHER	22,263	1,586		23,849	AUTRE		
COMMODITY TOTAL		125,953	6,336	5,811	138,100		TOTAL DE MARCHANDISE	
COUNTRY/REGION TOTAL		163,571*	11,181*	5,837*	180,589*		TOTAL DE PAYS/REGION	
FRANCE-MEDITER							FRANCE-MEDITER	
FISH,SALTED OR CURED	LIBER			6	6	LIBER	POISSON,SALE OU FUMF	
SMELL FISH,NES	ITALY			10	10	ITAL	MOLLUSQUES CRUST.NDA	
NUTS,EXC.OIL NUTS NES	U S A	11			11	E-U	NOIX,SAUF DLEAG.NDA	
SUGAR PREPARATIONS	U S A	7			7	E-U	PREP. A BASE DE SUCRE	
SPICES	ITALY			33	33	ITAL	EPICES	
	U S A	22	12		34	E-U		
COMMODITY TOTAL		22	12	33	67		TOTAL DE MARCHANDISE	
MISC.FOOD PREP.NES	ITALY			2	2	ITAL	DIV.PREP.ALIM.NDA	
	JAPAN			1	1	JAPON		
	U S A	14			14	E-U		
	OTHER		6		6	AUTRE		
COMMODITY TOTAL		14	6	3	23		TOTAL DE MARCHANDISE	
NON-ALCOHOLIC BEVERAGE	ITALY			18	18	ITAL	BOISSONS NON-ALCOOLIQ.	
	OTHER	9			9	AUTRE		
COMMODITY TOTAL		9		18	27		TOTAL DE MARCHANDISE	
WINES	ITALY			59	59	ITAL	VINS	
	U S A	186			186	E-U		
COMMODITY TOTAL		186		59	245		TOTAL DE MARCHANDISE	
DIST.ALCOHOLIC BEV.	ITALY			104	104	ITAL	BOISS.ALCOOL.DIST.	
	U S A	219			219	E-U		
COMMODITY TOTAL		219		104	323		TOTAL DE MARCHANDISE	
ALUMINA,BAUXITE ORES	U K	24,414			24,414	R U	MINERAIS ALUMINE,BAUX.	
	OTHER	28,662			28,662	AUTRE		
COMMODITY TOTAL		53,076			53,076		TOTAL DE MARCHANDISE	
WOOD FAB.MATERIALS	OTHER	1			1	AUTRE	DEMI-PRODUITS EN BOIS	
INORGANIC CHEM. NES	U S A	32			32	E-U	PROD.CHIM.INORG.NDA	
	OTHER	1			1	AUTRE		
COMMODITY TOTAL		33			33		TOTAL DE MARCHANDISE	
ORGANIC CHEMICALS NES	LIBER			7	7	LIBER	PROD.CHIM.ORGAN.NDA	
	U S A	2			2	E-U		
COMMODITY TOTAL		2		7	9		TOTAL DE MARCHANDISE	
PLASTIC MATERIALS	ITALY			20	20	ITAL	MATIERES PLASTIQUES	
FERRO-ALLOYS	U S A	1			1	E-U	FERRO-ALLIAGES	
PRIMARY IRON,STEEL NES	OTHER	56			56	AUTRE	FER,ACIER PRIMAIR.NDA	
CASTINGS,FORGINGS	U S A	113			113	E-U	MOUL.PIECES FORGEES	
METAL FAB.BASIC PROD.	OTHER	1			1	AUTRE	OUVR.DE BASE EN METAL	
MISC.FABRICATED PROD.	OTHER	26			26	AUTRE	OUVRAGES DIVERS	
TRACTORS	ITALY			10	10	ITAL	TRACTEURS	
	U S A	30			30	E-U		
COMMODITY TOTAL		30		10	40		TOTAL DE MARCHANDISE	
MACHINERY NES	U S A		50		50	E-U	MACHINES NDA	
	OTHER	4			4	AUTRE		
COMMODITY TOTAL		4	50		54		TOTAL DE MARCHANDISE	
PASS.AUTCS AND CHASSIS	U S A	13			13	E-U	VOITURES PART.,CHASSIS	
MOTOR VEHICLE ENGINES	U S A	25			25	E-U	MOTEURS DE VEH.AUTOM.	
ROAD MOTOR VEH. NES	U S A	46			46	E-U	VEH.AUTOM.ROUTIERS NDA	
EQUIPMENT MISC.	ITALY			41	41	ITAL	MATERIEL DIVERS	
	LIBER			39	39	LIBER		
	U S A	44			44	E-U		
COMMODITY TOTAL		44		80	124		TOTAL DE MARCHANDISE	

TABLE 21. COMMODITIES UNLOADED FROM FOREIGN COUNTRIES BY COUNTRY OF ORIGIN, REGISTRY OF VESSEL AND CANADIAN REGION - 1977

TABLEAU 21. MARCHANDISES DECHARGÉES EN PROVENANCE DE PAYS ÉTRANGERS SELON LE PAYS D'ORIGINE, L'IMMATRICULATION DU NAVIRE ET LA RÉGION DU CANADA - 1977

		SHORT TONS - TONNES COURTES						
COUNTRY OF ORIGIN AND KIND OF CARGO	REGISTRY OF VESSEL	ATLANTIC ATLANTIQUE	GREAT LAKES GRANDS LACS	PACIFIC PACIFIQUE	TOTAL TOTAL	IMMATIC. DU NAVIRE	PAYS D'ORIGINE ET MARCHANDISE	
<b>FRANCE-MEDITER CONT.</b>							<b>FRANCE-MEDITER SUITE</b>	
PERSONAL/HSEHOLD GOODS	U S A	38	4		42	E-U	ART.PERS.ET MENAGERS	
	OTHER	38	12	3	53	AUTRE		
COMMODITY TOTAL		76	16	3	95		TOTAL DE MARCHANDISE	
MISC. END PRODUCTS NES	U S A	57			57	E-U	PRODUITS FINIS DIV.NDA	
	OTHER	2			2	AUTRE		
COMMODITY TOTAL		59			59		TOTAL DE MARCHANDISE	
GENERAL CARGO	U S A	2	9		11	E-U	MARCHANDISES DIVERSES	
CONTAINERIZED FREIGHT	GER	2,998			2,998	ALL	FRET CONTENEURESF	
	ITALY	7,369		1,170	8,539	ITAL		
	LIBER	2,474		22	2,496	LIBER		
	JAPAN			41	41	JAPON		
	PANAM	2,500			2,500	PANAM		
	U S A	470	1,432		1,902	E-U		
	OTHER	7,357		365	7,722	AUTRE		
COMMODITY TOTAL		23,168	1,432	1,598	26,198		TOTAL DE MARCHANDISE	
COUNTRY/REGION TOTAL		77,244*	1,525*	1,951*	80,720*		TOTAL DE PAYS/REGION	
<b>GERMANY WEST</b>							<b>ALLEMAGNE O.</b>	
CATTLE	OTHER	5			5	AUTRE	BOVINS	
LIVE ANIMALS, NES	NORW	1			1	NORV	ANIMAUX VIVANTS, NDA	
FISH,FRESH OR FROZEN	GER	2	6		8	ALL	POISSON,FRAIS OU CONG.	
FISH,CANNED	GER	3			3	ALL	POISSON EN BOITES	
CHEESE	GER	17	72		89	ALL	FROMAGE	
	NORW	5			5	NORV		
	OTHER		31		31	AUTRE		
COMMODITY TOTAL		22	103		125		TOTAL DE MARCHANDISE	
CEREALS MILLED,NES	OTHER	3			3	AUTRE	CEREALES MOULUES,NDA	
BAKERY PROD.,INC.FROZEN	GER		18		18	ALL	PROD.BOUL.,PROD.CONG.	
VEGETABLES, DRIED	DENMK	2			2	DANMK	LEGUMES, SECS	
	GER		4		4	ALL		
COMMODITY TOTAL		2	4		6		TOTAL DE MARCHANDISE	
VEGETABLE PREP.NES	OTHER	4			4	AUTRE	PREP. DE LEGUMES NDA	
SUGAR PREPARATIONS	DENMK	4			4	DANMK	PREP. A BASE DE SUCRE	
	GER	1			1	ALL		
	SWEDN	3			3	SUEDE		
	OTHER	1			1	AUTRE		
COMMODITY TOTAL		9			9		TOTAL DE MARCHANDISE	
COCOA AND CHOCCLATE	DENMK		33		33	DANMK	CACAO ET CHOCCLAT	
	GER		57		57	ALL		
	NORW		11		11	NORV		
	OTHER	28			28	AUTRE		
COMMODITY TOTAL		28	101		129		TOTAL DE MARCHANDISE	
COFFEE	GER	2			2	ALL	CAFE	
	NORW	1			1	NORV		
	OTHER	42			42	AUTRE		
COMMODITY TOTAL		45			45		TOTAL DE MARCHANDISE	
TEA	OTHER	37	1		38	AUTRE	THE	
SPICES	GER	4			4	ALL	EPICES	
	NORW	1			1	NORV		
	OTHER	32			32	AUTRE		
COMMODITY TOTAL		37	1		37		TOTAL DE MARCHANDISE	
SAUSAGE SKINS,CASINGS	GER		1		1	ALL	BOYAUX A SAUCISSES	
MISC.FOOD PREP.NES	DENMK	11			11	DANMK	DIV.PREP.ALIM.NDA	
	GER	4			4	ALL		
	OTHER	13			13	AUTRE		
COMMODITY TOTAL		28			28		TOTAL DE MARCHANDISE	
ALE, BEER, STOUT, PORTER	DENMK	6			6	DANMK	ALE,BIERE,STOUT,PORTER	
	GER	5			5	ALL		
	OTHER		105		105	AUTRE		
COMMODITY TOTAL		11	105		116		TOTAL DE MARCHANDISE	
WINES	GER	2			2	ALL	VINS	
DIST.ALCOHOLIC BEV.	DENMK	2			2	DANMK	BOISS.ALCOOL.DIST.	
	GER		10		10	ALL		
	OTHER	1			1	AUTRE		
COMMODITY TOTAL		3	10		13		TOTAL DE MARCHANDISE	
RAW HIDES AND SKINS	GER		3		3	ALL	PEAUX ET CUIRS BRUT	
CRUDE ANIMAL PROD.NES	GER		3		3	ALL	PR.BRUTS ORIG.ANIM.NDA	
	NORW	1			1	NORV		
COMMODITY TOTAL		1	3		4		TOTAL DE MARCHANDISE	
CRUDE VEG.PROD.NES	OTHER	2			2	AUTRE	PR.BRUTS ORIG.VEG.NDA	
TEXTILE FIBRES NES	NORW	1			1	NORV	FIBRES TEXTILES NDA	
ALUMINA,BAUXITE ORES	U K	20,259			20,259	R U	MINERAIS ALUMINE,BAUX.	
	GREEK	19,154			19,154	GREQO		
	JAPAN	21,885			21,885	JAPON		
	OTHER	40,388			40,388	AUTRE		
COMMODITY TOTAL		101,686			101,686		TOTAL DE MARCHANDISE	
CLAY MATERIALS NES	OTHER		42		42	AUTRE	MATIERES ARGIL.NDA	
STONE,CRUDE NES	OTHER			130	130	AUTRE	PIERRE BRUTE NDA	
LEATHER	OTHER	181			181	AUTRE	CUIR	
RUBBER FAB.MATERIALS	DENMK		4		4	DANMK	CAOUTCHOUC	
	GER		13		13	ALL		
	NORW	1			1	NORV		
COMMODITY TOTAL		1	17		18		TOTAL DE MARCHANDISE	
LUMBER AND TIMBER	GER	3			3	ALL	BOIS OEUVRE ET CHARP.	



TABLE 2A. COMMODITIES UNLOADED FROM FOREIGN COUNTRIES BY COUNTRY OF ORIGIN, REGISTRY OF VESSEL AND CANADIAN REGION - 1977

TABLEAU 2A. MARCHANDISES DECHARGEES EN PROVENANCE DE PAYS ETRANGERS SELON LE PAYS D'ORIGINE, L'IMMATRICULATION DU NAVIRE ET LA REGION DU CANADA - 1977

COUNTRY OF ORIGIN AND KIND OF CARGO	REGISTRY OF VESSEL	SHORT TONS - TONNES COURTES				TOTAL TOTAL	IMMATIC. DU NAVIRE	PAYS D'ORIGINE ET MARCHANDISE
		ATLANTIC ATLANTIQUE	GREAT LAKES GRANDS LACS	PACIFIC PACIFIQUE	TOTAL			
GERMANY WEST CONT.	OTHER			1		1	AUTRE	ALLEMAGNE O. SUITE
COMMODITY TOTAL		3		1		4		TOTAL DE MARCHANDISE
VENEER, PLYWOOD	GER	12				12	ALL	PLACAGES, CONTRE-PLAQ.
	NORW	3				3	NORV	
	SWEDN		28			28	SUEDE	
COMMODITY TOTAL		15	28			43		TOTAL DE MARCHANDISE
WOOD FAB. MATERIALS	DENMK	2				2	DANMK	DEMI-PRODUITS EN BOIS
	GER	23				23	ALL	
	OTHER	224	43			267	AUTRE	
COMMODITY TOTAL		249	43			292		TOTAL DE MARCHANDISE
PAPER NES	GER	29				29	ALL	PAPIER NDA
	OTHER	4				4	AUTRE	
COMMODITY TOTAL		33				33		TOTAL DE MARCHANDISE
PAPERBOARD	OTHER	31	68			99	AUTRE	CARTON
BLOG. PAPER AND BOARD	GER	1	53			54	ALL	PLAQ. CONSTR., PAP/CART.
	NORW	1				1	NORV	
	OTHER			69		69	AUTRE	
COMMODITY TOTAL		2	53	69		124		TOTAL DE MARCHANDISE
CORDAGE, TWINE, ROPE	DENMK	2				2	DANMK	CORDAGE, FICELLE, CORDE
	GER	1				1	ALL	
COMMODITY TOTAL		3				3		TOTAL DE MARCHANDISE
JUTE WOVEN FABRICS	OTHER		3			3	AUTRE	TISSUS DE JUTE
TEXTILE FAB. MTL NES	DENMK	12				12	DANMK	OUVR. EN MAT. TEXT. NDA
	GER	307	46			353	ALL	
	NORW	16				16	NORV	
	SWEDN	1				1	SUEDE	
	OTHER	585	119			704	AUTRE	
COMMODITY TOTAL		921	165			1,086		TOTAL DE MARCHANDISE
METALLIC SALTS	GER	1				1	ALL	SELS METALLIQUES
	NORW	1				1	NORV	
COMMODITY TOTAL		2				2		TOTAL DE MARCHANDISE
INORGANIC CHEM. NES	DENMK	9				9	DANMK	PROD. CHIM. INORG. NDA
	GER	34	4			38	ALL	
	NORW	21,865				21,865	NORV	
	LIBER	48,360				48,360	LIBER	
	OTHER	63	7			70	AUTRE	
COMMODITY TOTAL		70,331	11			70,342		TOTAL DE MARCHANDISE
ORGANIC CHEMICALS NES	DENMK	19	17			36	DANMK	PROD. CHIM. ORGAN. NDA
	GER	57	38			95	ALL	
	NORW	5				5	NORV	
	OTHER	172	99			271	AUTRE	
COMMODITY TOTAL		253	154			407		TOTAL DE MARCHANDISE
AGRICULTURAL CHEMICALS	GER	3	2			5	ALL	PROD. CHIM. AGRICOLES
	NORW	1				1	NORV	
COMMODITY TOTAL		4	2			6		TOTAL DE MARCHANDISE
PLASTIC MATERIALS	GER	11	20			31	ALL	MATIERES PLASTIQUES
	NORW		2			2	NORV	
	OTHER	3	110			113	AUTRE	
COMMODITY TOTAL		14	132			146		TOTAL DE MARCHANDISE
DYESTUFF, PIGMENT, PAINT	DENMK	3				3	DANMK	MAT. COLOR, PIG. PEINTURE
	GER	26				26	ALL	
	NORW	4				4	NORV	
COMMODITY TOTAL		33				33		TOTAL DE MARCHANDISE
CHEM. SPECIALTIES NES	DENMK	2				2	DANMK	PROD. CHIM. SPECIAUX NDA
	GER	1	2			3	ALL	
	OTHER	26	4			30	AUTRE	
COMMODITY TOTAL		29	6			35		TOTAL DE MARCHANDISE
LUBRICATING OIL, GREASE	DENMK	1				1	DANMK	HUILE, GRAISSE LUBRIF.
COKE	GREEK	18,801				18,801	GREQQ	COKE
	NORW	25,242				25,242	NORV	
	SWEDN		4,178			4,178	SUEDE	
	LIBER	11,510				11,510	LIBER	
	OTHER	16,802	7,574			24,376	AUTRE	
COMMODITY TOTAL		72,355	11,752			84,107		TOTAL DE MARCHANDISE
COAL TAR, PITCH	NORW			6,499		6,499	NORV	GOUDRON, BRAI DE BOUIL.
FERRO-ALLOYS	GER	319				319	ALL	FERRO-ALLIAGES
	OTHER	4				4	AUTRE	
COMMODITY TOTAL		323				323		TOTAL DE MARCHANDISE
PRIMARY IRON, STEEL NES	GER		73			73	ALL	FER, ACIER PRIMAIR. NDA
	SWEDN		53			53	SUEDE	
	OTHER	2,672	352			3,024	AUTRE	
COMMODITY TOTAL		2,672	478			3,150		TOTAL DE MARCHANDISE
CASTINGS, FORGINGS	GER	301	457			758	ALL	MOUL. PIECES FORGEES
	NORW		4			4	NORV	
	OTHER		5			5	AUTRE	
COMMODITY TOTAL		301	466			767		TOTAL DE MARCHANDISE
BAR AND RODS, STEEL	U K			451		451	R U	BARRES ET TIGES ACIER
	DENMK	2	2			4	DANMK	
	GER	92	235			327	ALL	
	NORW	7				7	NORV	
	OTHER	199	286	49		534	AUTRE	
COMMODITY TOTAL		300	523	500		1,323		TOTAL DE MARCHANDISE
PLATE & SHEET STEEL	U K			452		452	R U	TOLES, FEUILLES D'ACIER
	DENMK		69			69	DANMK	
	GER	452	131			583	ALL	
	NORW	31		62		93	NORV	

TABLE 2A. COMMODITIES UNLOADED FROM FOREIGN COUNTRIES BY COUNTRY OF ORIGIN, REGISTRY OF VESSEL AND CANADIAN REGION - 1977

TABLEAU 2A. MARCHANDISES DECHARGEES EN PROVENANCE DE PAYS ETRANGERS SELON LE PAYS D'ORIGINE, L'IMMATRICULATION DU NAVIRE ET LA REGION DU CANADA - 1977

		SHORT TONS - TONNES COURTES						
COUNTRY OF ORIGIN AND KIND OF CARGO	REGISTRY OF VESSEL	ATLANTIC ATLANTIQUE	GREAT LAKES GRANDS LACS	PACIFIC PACIFIQUE	TOTAL TOTAL	IMMATRIC. DU NAVIRE	PAYS D'ORIGINE ET MARCHANDISE	
GERMANY WEST CONT.							ALLEMAGNE O. SUITE	
	SWEDN	38	271		309	SUEDE		
	OTHR	170	244		414	AUTRE		
COMMODITY TOTAL		691	715		1,920		TOTAL DE MARCHANDISE	
STRUCTURAL SHAPES	U K			514	452	R U	PROFILES DE CONSTRUCT.	
	DENMK		86		86	DANMK		
	GER	161	232		393	ALL		
	SWEDN	52			52	SUEDE		
	OTHR	1,928	338		2,266	AUTRE		
COMMODITY TOTAL		2,141	656	452	3,249		TOTAL DE MARCHANDISE	
RAILS & TRACK MATERIAL	GER		29		29	ALL	RAILS, MAT. VOIE FERREE	
PIPES, TUBES: IRON, STEEL	DENMK	35			35	DANMK	TUYAUX, TUBES: FER, ACIER	
	GER	575	225		800	ALL		
	NDRW	134	11		145	NORV		
	SWEDN	19	60		79	SUEDE		
	OTHR	40	6	90	136	AUTRE		
COMMODITY TOTAL		803	302	90	1,195		TOTAL DE MARCHANDISE	
WIRE	U K	1			1	R U	FIL METALLIQUE	
	GER	168	11		179	ALL		
	OTHR			9	9	AUTRE		
COMMODITY TOTAL		169	11	9	189		TOTAL DE MARCHANDISE	
ALUMINUM	DENMK		3		3	DANMK	ALUMINIUM	
	GER	1,344			1,344	ALL		
	GREEK	851			851	GRECQ		
COMMODITY TOTAL		2,195	3		2,198		TOTAL DE MARCHANDISE	
COPPER AND ALLYS	DENMK		15		15	DANMK	CUIVRE ET ALLIAGES	
	GER	52	320		372	ALL		
	NDRW	7			7	NORV		
	SWEDN	48			48	SUEDE		
	OTHR		44		44	AUTRE		
COMMODITY TOTAL		107	379		486		TOTAL DE MARCHANDISE	
NICKEL AND ALLYS	DENMK		3		3	DANMK	NICKEL ET ALLIAGES	
	GER	5	59		64	ALL		
	GREEK	2			2	GRECQ		
	NORV	26			26	NORV		
COMMODITY TOTAL		33	62		95		TOTAL DE MARCHANDISE	
ZINC AND ALLYS	GER	1,114			1,114	ALL	ZINC ET ALLIAGES	
NON-FERROUS METALS NES	GER	96	8		104	ALL	METAUX NON-FERREUX NDA	
	NDRW	9			9	NORV		
	OTHR	84			84	AUTRE		
COMMODITY TOTAL		189	8		197		TOTAL DE MARCHANDISE	
METAL FAB. BASIC PROD.	U K	34			34	R U	OUVR. DE BASE EN METAL	
	DENMK	107	49		156	DANMK		
	GER	119	126		245	ALL		
	GREEK	8			8	GRECQ		
	NETH	8			8	P. BAS		
	NORV	32			32	NORV		
	OTHR	193	171	1	365	AUTRE		
COMMODITY TOTAL		501	346	1	848		TOTAL DE MARCHANDISE	
BUILDING BRICK, CLAY	GER	4			4	ALL	BRIQ. A BATIR ARGILE	
	OTHR	192			192	AUTRE		
COMMODITY TOTAL		196			196		TOTAL DE MARCHANDISE	
BRICKS, TILES NES	GER		41		41	ALL	BRIQUES, TUILLES NDA	
	NORV	1			1	NORV		
COMMODITY TOTAL		1	41		42		TOTAL DE MARCHANDISE	
GLASS BASIC PRODUCTS	DENMK	21	22		43	DANMK	OUVR. DE BASE EN VERRE	
	GER	74	52		126	ALL		
	NORV	37	3		40	NORV		
	SWEDN	16			16	SUEDE		
	OTHR	1	110	39	150	AUTRE		
COMMODITY TOTAL		149	187	39	375		TOTAL DE MARCHANDISE	
CEMENT	GER		33		33	ALL	CIMENT	
NON-MET. MIN. BASIC PROD.	GER		23		23	ALL	PRDD. MIN. NON-MET. BASE	
	NORV	4			4	NORV		
	OTHR	426			426	AUTRE		
COMMODITY TOTAL		430	23		453		TOTAL DE MARCHANDISE	
MISC. FABRICATED PROD.	DENMK	2	44		46	DANMK	OUVRAGES DIVERS	
	GER	97	1		98	ALL		
	NORV		25		25	NORV		
	OTHR	427			427	AUTRE		
COMMODITY TOTAL		526	70		596		TOTAL DE MARCHANDISE	
TRACTORS	U K	72			72	R U	TRACTEURS	
	GER	102			102	ALL		
	NORV	282	72		354	NORV		
	SWEDN		53		53	SUEDE		
	OTHR	135	57	6	198	AUTRE		
COMMODITY TOTAL		591	182	6	779		TOTAL DE MARCHANDISE	
MACHINERY NES	U K	52			52	R U	MACHINES NDA	
	DENMK	662	302		964	DANMK		
	GER	1,384	2,460	792	4,636	ALL		
	GREEK	8			8	GRECQ		
	NORV	559	52		611	NORV		
	SWEDN	588	510	8	1,106	SUEDE		
	OTHR	6,780	2,615	301	9,696	AUTRE		
COMMODITY TOTAL		10,033	5,939	1,101	17,073		TOTAL DE MARCHANDISE	
RAILWAY ROLLING STOCK	GER		258		258	ALL	MAT. ROUL. DE CH. DE FER	
	SWEDN	39			39	SUEDE		

TABLE 24. COMMODITIES UNLOADED FROM FOREIGN COUNTRIES BY COUNTRY OF ORIGIN, REGISTRY OF VESSEL AND CANADIAN REGION - 1977

TABLEAU 24. MARCHANDISES DÉCHARGÉES DE PROVENANCE DE PAYS ÉTRANGERS SELON LE PAYS D'ORIGINE, L'IMMATRICULATION

DU NAVIRE ET LA RÉGION DU CANADA - 1977

SHORT TONS - TONNES COURTES

COUNTRY OF ORIGIN AND KIND OF CARGO	REGISTRY OF VESSEL	ATLANTIC ATLANTIQUE	GREAT LAKES GRANDS LACS	PACIFIC PACIFIQUE	TOTAL TOTAL	IMMATIC. DU NAVIRE	PAYS D'ORIGINE ET MARCHANDISE
GERMANY WEST CONT. COMMODITY TOTAL PASS.AUTOS AND CHASSIS		39	258		297		ALLEMAGNE O. SUITE TOTAL DE MARCHANDISE VOITURES PART., CHASSIS
	U K	2,351			2,351	R U	
	GER	1,081			1,081	ALL	
	GREEK	262			262	GRECO	
	NETH	344			344	P. BAS	
	NORW	11,410	775		12,185	NORV	
	SWEDN	4,737	594	2,311	7,642	SUEDE	
	LIBER	4,372			4,372	LIBER	
	JAPAN	1,241			1,241	JAPON	
	PANAM	2,621			2,621	PANAM	
	OTHER	1,575	193	152	1,920	AUTRE	
COMMODITY TOTAL BUSES AND CHASSIS		29,994	1,562	2,463	34,019		TOTAL DE MARCHANDISE AUTOBUS ET CHASSIS
MOTOR VEHICLE ENGINES	OTHER	57			57	AUTRE	MOTEURS DE VEH. AUTOM.
	GER	306			306	ALL	
	NORW	22			22	NORV	
	SWEDN	314	3		317	SUEDE	
	OTHER	34	72		106	AUTRE	
COMMODITY TOTAL ROAD MOTOR VEH. NES		676	75		751		TOTAL DE MARCHANDISE VEH. AUTOM. ROUTIERS NDA
	GER	57			57	ALL	
	SWEDN	157	172		329	SUEDE	
	OTHER	200	6		206	AUTRE	
COMMODITY TOTAL SHIPS, AIRCRAFT, MIS. VEH		414	178		592		TOTAL DE MARCHANDISE NAVIRES, AVIONS, VEH. DIV
	GER	770	7		777	ALL	
	NORW	28			28	NORV	
	SWEDN	18			18	SUEDE	
COMMODITY TOTAL RUBBER TIRES AND TUBES		816	7		823		TOTAL DE MARCHANDISE PNEUS, CHAMBRES A AIR
	DENMK		34		34	DANMK	
	GER	9	21		30	ALL	
	NORW	1			1	NORV	
	OTHER		1		1	AUTRE	
COMMODITY TOTAL EQUIPMENT MISC.		10	56		66		TOTAL DE MARCHANDISE MATERIEL DIVERS
	U K	17			17	R U	
	DENMK	69	12		81	DANMK	
	GER	952	23		975	ALL	
	NETH	375			375	P. BAS	
	NORW	75	48	38	161	NORV	
	SWEDN	103			103	SUEDE	
	OTHER	2,521	72	264	2,857	AUTRE	
COMMODITY TOTAL PERSONAL, HOUSEHOLD GOODS		4,112	155	302	4,569		TOTAL DE MARCHANDISE ART. PERS. ET MENAGERS
	U K	22			22	R U	
	DENMK	26			26	DANMK	
	GER	162	1,249		1,411	ALL	
	NETH	276			276	P. BAS	
	NORW	3			3	NORV	
	SWEDN	95			95	SUEDE	
	OTHER	26	41	4	71	AUTRE	
COMMODITY TOTAL FIREARMS, AMMUNITION		610	1,290	4	1,904		TOTAL DE MARCHANDISE ARMES A FEU, MUNITIONS
	GER	2,127			2,127	ALL	
	NORW	31			31	NORV	
	CAN	48			48	CAN	
	OTHER		3		3	AUTRE	
COMMODITY TOTAL CONTAINERS, CLOSURES		2,206	3		2,209		TOTAL DE MARCHANDISE CONTENEURS, FERMETURES
	DENMK	3			3	DANMK	
	GER	3			3	ALL	
	SWEDN		46		46	SUEDE	
COMMODITY TOTAL MISC. END PRODUCTS NES		6	46		52		TOTAL DE MARCHANDISE PRODUITS FINIS DIV. NDA
	DENMK	5	6		11	DANMK	
	GER	8	80		88	ALL	
	NORW	6			6	NORV	
	OTHER	62	9		71	AUTRE	
COMMODITY TOTAL GENERAL CARGO		81	95		176		TOTAL DE MARCHANDISE MARCHANDISES DIVERSES
	U K	62		69	131	R U	
	DENMK	18	65		83	DANMK	
	GER	448	212		660	ALL	
	NETH	89			89	P. BAS	
	NORW	256	18		274	NORV	
	SWEDN	916	201		1,117	SUEDE	
	OTHER	151	24		175	AUTRE	
COMMODITY TOTAL CONTAINERIZED FREIGHT		1,940	520	69	2,529		TOTAL DE MARCHANDISE FRET CONTENEURESE
	U K	8,980		1,374	10,354	R U	
	DENMK	368	1,046	1,708	3,122	DANMK	
	GER	9,135	4,356	4,166	17,657	ALL	
	GREEK	1,346	1,136	2,766	5,248	GRECO	
	NETH	2,194			2,194	P. BAS	
	NORW	665	240		905	NORV	
	SWEDN	7,239	1,489	4,330	13,058	SUEDE	
	LIBER			315	315	LIBER	
	PANAM			1,300	1,300	PANAM	
	OTHER	2,878	429	592	3,899	AUTRE	
COMMODITY TOTAL		32,805	8,696	16,551	58,052		TOTAL DE MARCHANDISE
COUNTRY/REGION TOTAL		343,624*	36,225*	28,800*	408,649*		TOTAL DE PAYS/REGION
GREECE ALUMINA, BAUXITE ORES	GREEK	28,148			28,148	GRECO	GRECE MINERAIS ALUMINE, BAUX.



TABLE 2A. COMMODITIES UNLOADED FROM FOREIGN COUNTRIES BY COUNTRY OF ORIGIN, REGISTRY OF VESSEL AND CANADIAN REGION - 1977

TABLEAU 2A. MARCHANDISES DECHARGEES EN PROVENANCE DE PAYS ETRANGERS SELON LE PAYS D'ORIGINE, L'IMMATRICULATION DU NAVIRE ET LA REGION DU CANADA - 1977

		SHORT TONS - TONNES COURTES						
COUNTRY OF ORIGIN AND KIND OF CARGO	REGISTRY OF VESSEL	ATLANTIC ATLANTIQUE	GREAT LAKES GRANDS LACS	PACIFIC PACIFIQUE	TOTAL TOTAL	IMMATIC. DU NAVIRE	PAYS D'ORIGINE ET MARCHANDISE	
GREECE CONT.							GRECE SUITE	
COMMODITY TOTAL BENTONITE	JAPAN	6,889			6,889	JAPON	TOTAL DE MARCHANDISE BENTONITE	
	U K	35,037			35,037	R U		
	GREEK	24,632			24,632	GRECQ		
	LIBER	45,629			45,629	LIBER		
	PANAM	17,734			17,734	PANAM		
	CAN	20,300			20,300	CAN		
	OTHER	27,207			27,207	AUTRE		
COMMODITY TOTAL CRUDE NON-MET.MIN.NES FERRO-ALLOYS		22,399			22,399		TOTAL DE MARCHANDISE MIN.NON-MET.BRUTS.NOA FERRO-ALLIAGES	
	ITALY	157,901			157,901	ITAL		
	GREEK	18,649			18,649	GRECQ		
	JAPAN	5,510			5,510	JAPON		
	OTHER	4,670			4,670	AUTRE		
COMMODITY TOTAL CONTAINERIZED FREIGHT		10,180			10,180		TOTAL DE MARCHANDISE FRET CONTENEURESE	
	GER	3,879			3,879	ALL		
	LIBER	3,443			3,443	LIBER		
	OTHER	4,220			4,220	AUTRE		
COMMODITY TOTAL		11,542			11,542		TOTAL DE MARCHANDISE	
COUNTRY/REGION TOTAL		233,309*	*	*	233,309*		TOTAL DE PAYS/REGION	
ICELAND							ISLANDE	
MISC. END PRODUCTS NES	OTHER	10			10	AUTRE	PRODUITS FINIS DIV.NOA	
COUNTRY/REGION TOTAL		10*	*	*	10*		TOTAL DE PAYS/REGION	
IRELAND							IRLANDE	
METALLIC SALTS	GREEK		1,675		1,675	GRECQ	SELS METALLIQUES	
ORGANIC CHEMICALS NES	OTHER	768	7,021		7,789	AUTRE	PROD.CHIM.ORGAN.NOA	
BRICKS, TILES NES	OTHER		1,418		1,418	AUTRE	BRIQUES,TUILES.NOA	
CEMENT BASIC PROD.	OTHER		705		705	AUTRE	DUVR.DE BASE CIMENT	
CONTAINERIZED FREIGHT	U K	60			60	R U	FRET CONTENEURESE	
COUNTRY/REGION TOTAL		828*	10,819*	*	11,647*		TOTAL DE PAYS/REGION	
ITALY							ITALIE	
FISH,FRESH OR FROZEN SHELL FISH,NES	OTHER			9	9	AUTRE	POISSON,FRAIS OU CONG.	
CHEESE	ITALY	22			22	AUTRE	MOLLUSQUES CRUST.,NOA	
	OTHER			44	44	ITAL	FROMAGE	
COMMODITY TOTAL		18	17	1,948	1,983	AUTRE	TOTAL DE MARCHANDISE	
CORN MEAL AND FLOUR	OTHER	18	17	1,992	2,027	AUTRE	SEMOULE,FARINE DE MAIS	
CEREALS MILLED,NES	OTHER	3			3	AUTRE	CEPEALES MOULUES,NOA	
MACARONI,CEREAL PROD.	ITALY			37	37	ITAL	PATES ALIM.PROD.CEREAL	
COMMODITY TOTAL	OTHER		41		41	AUTRE	TOTAL DE MARCHANDISE	
FRESH FRUITS,BERRIES	OTHER	11	18	37	78	AUTRE	FRUITS, BAIES FRAIS	
FRUIT JUICES	ITALY			37	37	ITAL	JUS DE FRUIT	
	SWEON	3,378		5	5	AUTRE		
	U S A					ITAL		
COMMODITY TOTAL		3,378	11	5	3,394	SUEDE	TOTAL DE MARCHANDISE	
FRUIT,PRES.NOT CANNED	JAPAN			1	1	E-U	CONS. FRUITS NON BOITE	
	OTHER		110		110	AUTRE	TOTAL DE MARCHANDISE	
FRUITS, PREP. CANNED	ITALY		110	1	111	ITAL	FRUITS PREP. EN BOITE	
NUTS,EXC.OIL NUTS NES	ITALY			2	2	ITAL	NOIX,SAUF OLEAG.NOA	
	OTHER	33		1	36	AUTRE	TOTAL DE MARCHANDISE	
COMMODITY TOTAL		33		4	37	AUTRE	LEGUMES, FRAIS	
VEGETABLES, FRESH	OTHER		10		10	AUTRE	LEGUMES, SECS	
VEGETABLES, DRIED	OTHER		7		7	ITAL	PREP. DE LEGUMES NOA	
VEGETABLE PREP.NES	ITALY			62	62	AUTRE	TOTAL DE MARCHANDISE	
	OTHER		4	62	66	AUTRE	PREP. A BASE DE SUCRE	
COMMODITY TOTAL		2	5		7	ITAL	CACAO ET CHOCOLAT	
SUGAR PREPARATIONS	ITALY			1	1	ITAL	VINAIGRE	
COCOA AND CHOCOLATE	ITALY			1	1	ITAL	OIV.PREP.ALIM.NOA	
VINEGAR	ITALY			2	2	AUTRE	TOTAL DE MARCHANDISE	
MISC.FOOD PREP.NES	OTHER	11	175		186	AUTRE	BOISSONS NON-ALCOOLIQ.	
COMMODITY TOTAL		11	175	2	188	AUTRE	VINS	
NON-ALCOHOLIC BEVERAGE	OTHER	15	17		32	ITAL	TOTAL DE MARCHANDISE	
WINES	ITALY			191	191	E-U	BOISS.ALCOOL.DIST.	
	U S A	198			198	AUTRE		
	OTHER	11	1,251	5	1,267		TOTAL DE MARCHANDISE	
COMMODITY TOTAL		209	1,251	196	1,656		BOISS.ALCOOL.DIST.	
DIST.ALCOHOLIC BEV.	ITALY			152	152	ITAL	TOTAL DE MARCHANDISE	
	JAPAN			3	3	JAPON	MINERAIS ET CONC.NOA	
	U S A	320			320	E-U	PIERRE BRUTE NOA	
	OTHER	11	343	23	377	AUTRE		
COMMODITY TOTAL		331	343	178	852		TOTAL DE MARCHANDISE	
DRES AND CONC.NES	GER	2,300			2,300	ALL	MINERAIS ET CONC.NOA	
STONE,CRUDE NES	ITALY			27	27	ITAL	PIERRE BRUTE NOA	
	JAPAN			2	2	JAPON		
	U S A	21			21	E-U		
	OTHER	10	154		164	AUTRE	TOTAL DE MARCHANDISE	
COMMODITY TOTAL		31	154	29	214			

TABLE 2A. COMMODITIES UNLOADED FROM FOREIGN COUNTRIES BY COUNTRY OF ORIGIN, REGISTRY OF VESSEL AND CANADIAN REGION - 1977

TABLEAU 2A. MARCHANDISES DECHARGÉES EN PROVENANCE DE PAYS ÉTRANGERS SELON LE PAYS D'ORIGINE, L'IMMATICULATION DU NAVIRE ET LA RÉGION DU CANADA - 1977

COUNTRY OF ORIGIN AND KIND OF CARGO		REGISTRY OF VESSEL	ATLANTIC ATLANTIQUE	GREAT LAKES GRANDS LACS	PACIFIC PACIFIQUE	TOTAL TOTAL	IMMATIC. DU NAVIRE	PAYS D'ORIGINE ET MARCHANDISE
ITALY	CONT.							ITALIE
CRUDE NON-MET. MIN. NES	OTHER		13			13	AUTRE	MIN. NON-MET. BRUTS NDA
LEATHER	OTHER		1			1	AUTRE	CUIR
RUBBER FAB. MATERIALS	ITALY				3	3	ITAL	DEMI-PROD. CAOUTCHOUC
	U.S.A.		3			3	E-U	
COMMODITY TOTAL			3		3	6		TOTAL DE MARCHANDISE
VENEER, PLYWOOD	U.S.A.		1			1	E-U	PLACAGES, CONTRE-PLAQ.
WOOD FAB. MATERIALS	OTHER		2	3		5	AUTRE	DEMI-PRODUITS EN BOIS
PAPER NES	OTHER		10	2		12	AUTRE	PAPIER NDA
TEXTILE FAB. MTL NES	ITALY				4	4	ITAL	OUVR. EN MAT. TEXT. NDA
	U.S.A.		18	2		20	E-U	
	OTHER		22	12		34	AUTRE	
COMMODITY TOTAL			40	14	4	58		TOTAL DE MARCHANDISE
VEG. OILS, FATS NES	ITALY					9	ITAL	HUIL. MAT. GRAS. VEG. NDA
	JAPAN					2	JAPON	
	OTHER		2			2	AUTRE	
COMMODITY TOTAL			2		11	13		TOTAL DE MARCHANDISE
OILS, FATS, WAXES NES	OTHER		1			1	AUTRE	HUIL. MAT. GRAS. CIRE NDA
INORGANIC CHEM. NES	ITALY				6	6	ITAL	PROD. CHIM. INDRG. NDA
	OTHER		4	20		24	AUTRE	
COMMODITY TOTAL			4	20	6	30		TOTAL DE MARCHANDISE
ORGANIC CHEMICALS NES	OTHER		3	5		8	AUTRE	PROD. CHIM. ORGAN. NDA
AGRICULTURAL CHEMICALS	ITALY				16	16	ITAL	PROD. CHIM. AGRIC. NDA
PLASTIC MATERIALS	ITALY				3	3	ITAL	MATIERES PLASTIQUES
	OTHER		5	5		10	AUTRE	
COMMODITY TOTAL			5	5	3	13		TOTAL DE MARCHANDISE
DYESTUFF, PIGMENT, PAINT	OTHER		1			1	AUTRE	MAT. COLOR. PIG. PEINTURE
CHEM. SPECIALTIES NES	U.S.A.		97			97	E-U	PROD. CHIM. SPECIAUX NDA
	OTHER		4			4	AUTRE	
COMMODITY TOTAL			101			101		TOTAL DE MARCHANDISE
COKE	OTHER		6,523			6,523	AUTRE	COKE
PRIMARY IRON, STEEL NES	OTHER		21			21	AUTRE	FER, ACIER PRIMAIR. NDA
CASTINGS, FORGINGS	ITALY				15	15	ITAL	MOUL. PIECES FORGEES
	OTHER		45			45	AUTRE	
COMMODITY TOTAL			45		15	60		TOTAL DE MARCHANDISE
BAR AND RODS, STEEL	GREEK			869		869	GRECO	BARRES ET TIGES ACIER
	ITALY			3,609		3,609	ITAL	
	LIBER			404		404	LIBER	
	PANAM			741		741	PANAM	
COMMODITY TOTAL				5,623		5,623		TOTAL DE MARCHANDISE
PLATE & SHEET STEEL	GREEK			4,923		4,923	GRECO	TOLES, FEUILLES D'ACIER
	ITALY		1,055	6,004	2,904	9,963	ITAL	
	NORW.			5,073		5,073	NORV.	
	LIBER		814	403	91	1,308	LIBER	
	PANAM			1,773		1,773	PANAM	
	OTHER		72	3,934	40	4,046	AUTRE	
COMMODITY TOTAL			1,941	22,110	3,035	27,086		TOTAL DE MARCHANDISE
STRUCTURAL SHAPES	ITALY			306	3	309	ITAL	PROFILES DE CONSTRUCT.
	LIBER			403		403	LIBER	
	PANAM			741		741	PANAM	
	OTHER		2	37	3	42	AUTRE	
COMMODITY TOTAL			2	1,487	6	1,495		TOTAL DE MARCHANDISE
PIPES, TUBES: IRON, STEEL	OTHER			25		25	AUTRE	TUYAUX, TUBES: FER, ACIER
WIRE	ITALY				4	4	ITAL	FIL METALLIQUE
ALUMINUM	OTHER		11	9		20	AUTRE	ALUMINIUM
COPPER AND ALLOYS	ITALY				1	1	ITAL	CUIVRE ET ALLIAGES
NON-FERROUS METALS NES	OTHER		6			6	AUTRE	METAUX NON-FERREUX NDA
METAL FAB. BASIC PROD.	ITALY				44	44	ITAL	OUVR. DE BASE EN METAL
	U.S.A.			3		3	E-U	
	OTHER		232	77		314	AUTRE	
COMMODITY TOTAL			232	80	49	361		TOTAL DE MARCHANDISE
BRICKS, TILES NES	ITALY				23	23	ITAL	BRIQUES, TUILES NDA
	U.S.A.		20			20	E-U	
	OTHER		17	11		28	AUTRE	
COMMODITY TOTAL			37	11	23	71		TOTAL DE MARCHANDISE
GLASS BASIC PRODUCTS	ITALY				2	2	ITAL	OUVR. DE BASE EN VERRE
	U.S.A.		18			18	E-U	
COMMODITY TOTAL			18		2	20		TOTAL DE MARCHANDISE
NON-MET. MIN. BASIC PROD.	ITALY				13	13	ITAL	PROD. MIN. NON-MET. BASE
	U.S.A.		19			19	E-U	
	OTHER		4	39	14	57	AUTRE	
COMMODITY TOTAL			23	39	27	89		TOTAL DE MARCHANDISE
MISC. FABRICATED PROD.	ITALY				128	128	ITAL	OUVRAGES DIVERS
	LIBER				2	2	LIBER	
	OTHER		127	21		148	AUTRE	
COMMODITY TOTAL			127	21	130	278		TOTAL DE MARCHANDISE
TRACTORS	ITALY				123	123	ITAL	TRACTEURS
	LIBER				8	8	LIBER	
	U.S.A.		117			117	E-U	
	OTHER		318	11	2,883	3,212	AUTRE	
COMMODITY TOTAL			435	11	3,014	3,460		TOTAL DE MARCHANDISE
MACHINERY NES	ITALY				65	65	ITAL	MACHINES NDA
	LIBER				5	5	LIBER	
	JAPAN				1	1	JAPON	
	U.S.A.		58	7		65	E-U	
	OTHER		1,981	255	12,839	15,075	AUTRE	
COMMODITY TOTAL			2,039	262	12,910	15,211		TOTAL DE MARCHANDISE

TABLE 2A. COMMODITIES UNLOADED FROM FOREIGN COUNTRIES BY COUNTRY OF ORIGIN, REGISTRY OF VESSEL AND CANADIAN REGION - 1977

TABLEAU 2A. MARCHANDISES DÉCHARGÉES EN PROVENANCE DE PAYS ÉTRANGERS SELON LE PAYS D'ORIGINE, L'IMMATRICULATION DU NAVIRE ET LA RÉGION DU CANADA - 1977

		SHORT TONS - TONNES COURTES							
COUNTRY OF ORIGIN AND KIND OF CARGO	REGISTRY OF VESSEL	ATLANTIC ATLANTIQUE	GREAT LAKES GRANDS LACS	PACIFIC PACIFIQUE	TOTAL TOTAL	IMMATIC. DU NAVIRE	PAYS D'ORIGINE ET MARCHANDISE		
<b>ITALY CONT.</b>							<b>ITALIE SUITE</b>		
RAILWAY ROLLING STOCK	U S A	20			20	F-U	MAT.ROUL. DE CH. DE FER		
PASS. AUTOS AND CHASSIS	ITALY			2	2	ITAL	VOITURES PAPT., CHASSIS		
	LIBER			3	3	LIBER			
	OTHER	2	2		4	AUTRE			
<b>COMMODITY TOTAL</b>				5	9		<b>TOTAL DE MARCHANDISE</b>		
BUSES AND CHASSIS	OTHER	2	2		4	AUTRE	AUTOBUS ET CHASSIS		
TRUCKS AND CHASSIS	U S A	14			14	E-U	CAMIONS ET CHASSIS		
MOTOR VEHICLE ENGINES	ITALY			9	9	ITAL	MOTEURS DE VEH. AUTOM.		
	LIBER			10	10	LIBER			
	JAPAN			10	10	JAPON			
	U S A	70	5		75	E-U			
	OTHER	17	4	59	80	AUTRE			
<b>COMMODITY TOTAL</b>		87	9	88	184		<b>TOTAL DE MARCHANDISE</b>		
ROAD MOTOR VEH. NES	U S A		40		40	E-U	VEH. AUTOM. ROUTIERS NDA		
RUBBER TIRES AND TUBES	ITALY			18	18	ITAL	PNEUS, CHAMBRES A AIR		
	LIBER			5	5	LIBER			
<b>COMMODITY TOTAL</b>				23	23		<b>TOTAL DE MARCHANDISE</b>		
EQUIPMENT MISC.	ITALY			265	265	ITAL	MATERIEL DIVERS		
	LIBER			35	35	LIBER			
	JAPAN			34	34	JAPON			
	U S A	300	110		410	E-U			
	OTHER	474	322	1,608	2,404	AUTRE			
<b>COMMODITY TOTAL</b>		774	432	1,942	3,148		<b>TOTAL DE MARCHANDISE</b>		
PERSONAL, HOUSEHOLD GOODS	ITALY			40	40	ITAL	ART. PERS. ET MENAGERS		
	LIBER			1	1	LIBER			
	U S A	171	14		185	E-U			
	OTHER	245	239	969	1,453	AUTRE			
<b>COMMODITY TOTAL</b>		416	253	1,010	1,679		<b>TOTAL DE MARCHANDISE</b>		
FIREARMS, AMMUNITION	ITALY			1	1	ITAL	ARMES A FEU, MUNITIONS		
CONTAINERS, CLOSURES	ITALY			2	2	ITAL	CONTENEURS, FERMETURES		
	SWEDN	7			7	SUEDE			
<b>COMMODITY TOTAL</b>		7		2	9		<b>TOTAL DE MARCHANDISE</b>		
MISC. END PRODUCTS NES	ITALY			1	1	ITAL	PRODUITS FINIS DIV. NDA		
	SWEDN	2			2	SUEDE			
	U S A	7	33		40	E-U			
	OTHER	26		165	191	AUTRE			
<b>COMMODITY TOTAL</b>		35	33	166	234		<b>TOTAL DE MARCHANDISE</b>		
GENERAL CARGO	ITALY			8	8	ITAL	MARCHANDISES DIVERSES		
	JAPAN			4	4	JAPON			
	U S A	1	15		16	E-U			
	OTHER	2	23		25	AUTRE			
<b>COMMODITY TOTAL</b>		3	38	12	53		<b>TOTAL DE MARCHANDISE</b>		
CONTAINERIZED FREIGHT	GER	17,102			17,102	ALL	FRET CONTENEURESE		
	ITALY	55,142		6,458	61,600	ITAL			
	LIBER	12,614		364	12,978	LIBER			
	JAPAN			839	839	JAPON			
	PANAM	18,000			18,000	PANAM			
	U S A	600	2,280		2,880	E-U			
	OTHER	71,025	2,599	4,063	77,687	AUTRE			
<b>COMMODITY TOTAL</b>		174,483	4,879	11,724	191,086		<b>TOTAL DE MARCHANDISE</b>		
<b>COUNTRY/REGION TOTAL</b>		193,857*	37,576*	36,751*	268,184*		<b>TOTAL DE PAYS/REGION</b>		
<b>NETHERLANDS</b>							<b>PAYS-BAS</b>		
LIVE ANIMALS, NES	SWEDN		1		1	SUEDE	ANIMAUX VIVANTS, NDA		
CHEESE	GER	3	13		16	ALL	FROMAGE		
VEGETABLES, DRIED	GER	3			3	ALL	LEGUMES, SECS		
SPICES	GER	6	2		8	ALL	EPICES		
MISC. FOOD PREP. NES	GER	15			15	ALL	DIV. PREP. ALIM. NDA		
	SWEDN	5			5	SUEDE			
<b>COMMODITY TOTAL</b>		20			20		<b>TOTAL DE MARCHANDISE</b>		
WINES	GER	4			4	ALL	VINS		
DIST. ALCOHOLIC BEV.	SWEDN	66			66	SUEDE	BOTISS. ALCOOL. DIST.		
OIL SEEDS, NUTS NES	GER	1			1	ALL	GRAINES, NOIX OLEAG. NDA		
NURSERY, GREENHOUSE STOCK	NETH	5			5	P. BAS	PROD. PEPINIERE, SERRE		
	NORV	1			1	NORV			
	SWEDN	13	14		27	SUEDE			
<b>COMMODITY TOTAL</b>		19	14		33		<b>TOTAL DE MARCHANDISE</b>		
ORES AND CONC. NES	DENMK	443			443	DANMK	MINERAIS ET CONC. NDA		
	OTHER	3,900			3,900	AUTRE			
<b>COMMODITY TOTAL</b>		4,343			4,343		<b>TOTAL DE MARCHANDISE</b>		
VEG. OILS, FATS NES	NORV		502		502	NORV	HUIL. MAT. GRAS. VEG. NDA		
	LIBER	652			652	LIBER			
<b>COMMODITY TOTAL</b>		652	502		1,154		<b>TOTAL DE MARCHANDISE</b>		
INORGANIC CHEMS. NES	GER	15			15	ALL	PROD. CHIM. INORG. NDA		
	NORV	22,046			22,046	NORV			
	LIBER		11,570		11,570	LIBER			
<b>COMMODITY TOTAL</b>		22,061	11,570		33,631		<b>TOTAL DE MARCHANDISE</b>		
GLYCOL	NORV	579			579	NORV	GLYCOL		
	LIBER	660			660	LIBER			
	OTHER	2,821			2,821	AUTRE			
<b>COMMODITY TOTAL</b>		4,060			4,060		<b>TOTAL DE MARCHANDISE</b>		
ORGANIC CHEMICALS NES	NORV	9,211	3,204		12,415	NORV	PROD. CHIM. ORGAN. NDA		
	LIBER	22,288	2,785		25,073	LIBER			
	OTHER	1,653			1,653	AUTRE			
<b>COMMODITY TOTAL</b>		33,152	5,989		39,141		<b>TOTAL DE MARCHANDISE</b>		



TABLE 24. COMMODITIES UNLOADED FROM FOREIGN COUNTRIES BY COUNTRY OF ORIGIN, REGISTRY OF VESSEL AND CANADIAN REGION - 1977

TABLEAU 24. MARCHANDISES MARCHANDEES EN PROVENANCE DU PAYS ETRANGERS SELON LE PAYS D'ORIGINE, L'IMMATICULATION

DU NAVIRE ET LA REGION DU CANADA - 1977

SHORT TONS - TONNES COURTES

COUNTRY OF ORIGIN AND KIND OF CARGO	REGISTRY OF VESSEL	ATLANTIC ATLANTIQUE	GREAT LAKES GRANDS LACS	PACIFIC PACIFIQUE	TOTAL TOTAL	IMMATIC. DU NAVIRE	PAYS D'ORIGINE ET MARCHANDISE
<b>NETHERLANDS</b>							<b>PAYS-BAS</b>
CONT. CHEM. SPECIALTIES NES	GER		5		5	ALL	SUITE
	NORV		775		775	NORV	PROD. CHIM. SPECIAUX NDA
<b>COMMODITY TOTAL</b>			<b>780</b>		<b>780</b>		<b>TOTAL DE MARCHANDISE</b>
LUBRICATING OIL, GREASE	LIBER		11,579		11,579	LIBER	HUILE, GRAISSE LUBRIF.
PETROL, COAL PRODS. NES	GER	1			1	ALL	DERIVE PETR. CHARB. NDA
FERRO-ALLOYS	OTHER		3,659		3,659	AUTRE	FERRO-ALLIAGES
PRIMARY IRON, STEEL NES	OTHER	33			33	AUTRE	FER, ACIER PRIMAIR. NDA
BARS AND RODS, STEEL	U K			400	400	R U	BARRES ET TIGES ACIER
	GER	49	30		79	ALL	
	SWEDN	32	158		190	SUEDE	
<b>COMMODITY TOTAL</b>		<b>81</b>	<b>188</b>	<b>400</b>	<b>669</b>		<b>TOTAL DE MARCHANDISE</b>
PLATE & SHEET STEEL	U K			2,912	2,912	R U	TOLES, FEUILLES DACIER
	GREEK	375			375	GREQC	
	SWEDN	40			40	SUEDE	
<b>COMMODITY TOTAL</b>		<b>415</b>		<b>2,912</b>	<b>3,327</b>		<b>TOTAL DE MARCHANDISE</b>
STRUCTURAL SHAPES	GER	100			100	ALL	PROFILES DE CONSTRUCT.
	SWEDN	68			68	SUEDE	
<b>COMMODITY TOTAL</b>		<b>168</b>			<b>168</b>		<b>TOTAL DE MARCHANDISE</b>
PIPES, TUBES: IRON, STEEL	U K			332	332	R U	TUYAUX, TUBES: FER, ACIER
	GER	526	120		646	ALL	
	SWEDN	60			60	SUEDE	
<b>COMMODITY TOTAL</b>		<b>586</b>	<b>120</b>	<b>332</b>	<b>1,038</b>		<b>TOTAL DE MARCHANDISE</b>
WIRE	GER	13			13	ALL	FIL METALLIQUE
	GREEK	441			441	GREQC	
<b>COMMODITY TOTAL</b>		<b>454</b>			<b>454</b>		<b>TOTAL DE MARCHANDISE</b>
ALUMINUM	GER	568	31		599	ALL	ALUMINIUM
COPPER AND ALLOYS	GER	1,729	6		1,729	ALL	CUIVRE ET ALLIAGES
NICKEL AND ALLOYS	GER		6		6	ALL	NICKEL ET ALLIAGES
METAL FAB. BASIC PRODS.	DENMK	19			19	DANMK	OUVR. DE BASE EN METAL
	GER	292	14		306	ALL	
	SWEDN	5			5	SUEDE	
<b>COMMODITY TOTAL</b>		<b>316</b>	<b>14</b>		<b>330</b>		<b>TOTAL DE MARCHANDISE</b>
MISC. FABRICATED PROD.	GER	1			1	ALL	OUVRAGES DIVERS
TRACTORS	NETH	4			4	P. BAS	TRACTEURS
	SWEDN	760	80		840	SUEDE	
	OTHER	572			572	AUTRE	
<b>COMMODITY TOTAL</b>		<b>1,336</b>	<b>80</b>		<b>1,416</b>		<b>TOTAL DE MARCHANDISE</b>
MACHINERY NES	U K		471	140	611	R U	MACHINES NDA
	DENMK	57			57	DANMK	
	GER	166	219		385	ALL	
	NETH	331			331	P. BAS	
	NORV	62	5		67	NORV	
	SWEDN	1,075	54		1,129	SUEDE	
	OTHER	478	13		491	AUTRE	
<b>COMMODITY TOTAL</b>		<b>2,169</b>	<b>762</b>	<b>140</b>	<b>3,071</b>		<b>TOTAL DE MARCHANDISE</b>
PASS. AUTOS AND CHASSIS	U K	372			372	R U	VOITURES PART., CHASSIS
	SWEDN	81	19		100	SUEDE	
	OTHER	142	11		153	AUTRE	
<b>COMMODITY TOTAL</b>		<b>595</b>	<b>30</b>		<b>625</b>		<b>TOTAL DE MARCHANDISE</b>
BUSES AND CHASSIS	NORV	6			6	NORV	AUTOBUS ET CHASSIS
MOTOR VEHICLE ENGINES	NETH	1			1	P. BAS	MOTEURS DE VEH. AUTOM.
	SWEDN	11	3		14	SUEDE	
	OTHER	4			4	AUTRE	
<b>COMMODITY TOTAL</b>		<b>16</b>	<b>3</b>		<b>19</b>		<b>TOTAL DE MARCHANDISE</b>
ROAD MOTOR VEH. NES	SWEDN	19			19	SUEDE	VEH. AUTOM. ROUTIERS NDA
	OTHER	25	14		39	AUTRE	
<b>COMMODITY TOTAL</b>		<b>44</b>	<b>14</b>		<b>58</b>		<b>TOTAL DE MARCHANDISE</b>
SHIPS, AIRCRAFT, MIS. VEH	GREEK	1			1	GREQC	NAVIRES, AVIONS, VEH. DIV
	NETH	37			37	P. BAS	
	LIBER	66			66	LIBER	
<b>COMMODITY TOTAL</b>		<b>104</b>			<b>104</b>		<b>TOTAL DE MARCHANDISE</b>
EQUIPMENT MISC.	GER	1			1	ALL	MATERIEL DIVERS
	SWEDN	187			187	SUEDE	
<b>COMMODITY TOTAL</b>		<b>188</b>			<b>188</b>		<b>TOTAL DE MARCHANDISE</b>
PERSONAL, HOUSEHOLD GOODS	GER	2			2	ALL	ART. PERS. ET MENAGERS
	NORV	1			1	NORV	
	SWEDN		1		1	SUEDE	
	PANAM	3			3	PANAM	
	OTHER			1	1	AUTRE	
<b>COMMODITY TOTAL</b>		<b>6</b>	<b>1</b>		<b>8</b>		<b>TOTAL DE MARCHANDISE</b>
CONTAINERS, CLOSURES	GER		4	1	4	ALL	CONTENEURS, FERMETURES
MISC. END PRODUCTS NES	U K	1			1	R U	PRODUITS FINIS DIV. NDA
	GER	2	13		15	ALL	
<b>COMMODITY TOTAL</b>		<b>3</b>	<b>13</b>		<b>16</b>		<b>TOTAL DE MARCHANDISE</b>
GENERAL CARGO	DENMK	5	5		10	DANMK	MARCHANDISES DIVERSES
	GER	16	21		37	ALL	
	NETH	35			35	P. BAS	
	NORV		3		3	NORV	
	SWEDN	572	695		1,267	SUEDE	
	OTHER	49	119		168	AUTRE	
<b>COMMODITY TOTAL</b>		<b>677</b>	<b>843</b>		<b>1,520</b>		<b>TOTAL DE MARCHANDISE</b>
CONTAINERIZED FREIGHT	U K	144,748		1,247	145,995	R U	FRET CONTENEURE SE
	DENMK	44	320	1,517	1,881	DANMK	
	GER	3,635	4,898	4,737	13,270	ALL	
	GREEK	133	1,154	2,280	3,567	GREQC	
	NETH	801			801	P. BAS	

TABLE 2A. COMMODITIES UNLOADED FROM FOREIGN COUNTRIES BY COUNTRY OF ORIGIN, REGISTRY OF VESSEL AND CANADIAN REGION - 1977

TABLEAU 2A. MARCHANDISES DECHARGÉES EN PROVENANCE DE PAYS ÉTRANGERS SELON LE PAYS D'ORIGINE, L'IMMATRICULATION DU NAVIRE ET LA RÉGION DU CANADA - 1977

		SHORT TONS - TONNES COURTES							
COUNTRY OF ORIGIN AND KIND OF CARGO	REGISTRY OF VESSEL	ATLANTIC ATLANTIQUE	GREAT LAKES GRANDS LACS	PACIFIC PACIFIQUE	TOTAL TOTAL	INMATIC. DU NAVIRE	PAYS D'ORIGINE ET MARCHANDISE		
<b>NETHERLANDS CONT.</b>							<b>PAYS-BAS</b>	<b>SUITE</b>	
	NORV	109	276		385	NORV			
	SWEDN	6,645	2,198	2,174	11,017	SUEDE			
	LIBER	604		57	661	LIBER			
	PANAM			907	907	PANAM			
	OTHER	1,720	603		2,323	AUTRE			
<b>COMMODITY TOTAL</b>		<b>158,439</b>	<b>9,449</b>	<b>12,919</b>	<b>180,807</b>		<b>TOTAL DE MARCHANDISE</b>		
<b>COUNTRY/REGION TOTAL</b>		<b>232,325*</b>	<b>45,667*</b>	<b>16,704*</b>	<b>294,696*</b>		<b>TOTAL DE PAYS/REGION</b>		
<b>NORWAY</b>							<b>NORVEGE</b>		
CORDAGE, TWINE, ROPE	DENMK	1			1	DANMK	CORDAGE, FICELLE, CORDE		
FERTILIZERS NES	GREEK		4,022		4,022	GREQC	ENGRAIS CHIMIQUE NDA		
FERRO-ALLOYS	NORV	331	3,527		3,858	NORV	FERRO-ALLIAGES		
	PANAM		2,105		2,105	PANAM			
<b>COMMODITY TOTAL</b>		<b>331</b>	<b>5,632</b>		<b>5,963</b>		<b>TOTAL DE MARCHANDISE</b>		
WIRE	DENMK	7			7	DANMK	FIL METALLIQUE		
METAL FAB. BASIC PROD.	DENMK	21			21	DANMK	OUVR. DE BASE EN METAL		
NON-MET. MIN. BASIC PROD.	OTHER		1,695		1,695	AUTRE	PROD. MIN. NON-MET. BASE		
MACHINERY NES	DENMK	269			269	DANMK	MACHINES NDA		
SHIPS, AIRCRAFT, MIS. VEH	DENMK	692			692	DANMK	NAVIRES, AVIONS, VEH. DIV		
	NORV	83			83	NORV			
	OTHER	311			311	AUTRE			
<b>COMMODITY TOTAL</b>		<b>1,086</b>			<b>1,086</b>		<b>TOTAL DE MARCHANDISE</b>		
EQUIPMENT MISC.	DENMK	1			1	DANMK	MATERIEL DIVERS		
	NORV	327			327	NORV			
<b>COMMODITY TOTAL</b>		<b>328</b>			<b>328</b>		<b>TOTAL DE MARCHANDISE</b>		
PERSONAL, HOUSEHOLD GOODS	DENMK	2			2	DANMK	ART. PERS. ET MENAGERS		
FIREARMS, AMMUNITION	DENMK	144			144	DANMK	ARMES A FEU, MUNITIONS		
CONTAINERS, CLOSURES	DENMK	548			548	DANMK	CONTENEURS, FERMETURES		
	NORV	263			263	NORV			
<b>COMMODITY TOTAL</b>		<b>811</b>			<b>811</b>		<b>TOTAL DE MARCHANDISE</b>		
<b>COUNTRY/REGION TOTAL</b>		<b>3,000*</b>	<b>11,349*</b>	<b>*</b>	<b>14,349*</b>		<b>TOTAL DE PAYS/REGION</b>		
<b>PORTUGAL</b>							<b>PORTUGAL</b>		
FISH, FRESH OR FROZEN	OTHER	64	64		128	AUTRE	POISSON, FRAS OU CONG.		
FISH, SALTED OR CURED	LIBER			18	18	LIBER	POISSON, SALE OU FUME		
	OTHER	2		4	6	AUTRE			
<b>COMMODITY TOTAL</b>		<b>2</b>		<b>22</b>	<b>24</b>		<b>TOTAL DE MARCHANDISE</b>		
FISH, CANNED	OTHER	10			10	AUTRE	POISSON EN BOITES		
CHEESE	OTHER	24			24	AUTRE	FROMAGE		
BAKERY PROD. INC. FROZEN	OTHER			1	1	AUTRE	PROD. BOUL., PROD. CONG.		
VEGETABLES, DRIED	OTHER	3			3	AUTRE	LEGUMES, SECS		
MISC. FOOD PREP. NES	LIBER			44	44	LIBER	DIV. PREP. ALIM. NDA		
	OTHER	73	74	1	148	AUTRE			
<b>COMMODITY TOTAL</b>		<b>73</b>	<b>74</b>	<b>45</b>	<b>192</b>		<b>TOTAL DE MARCHANDISE</b>		
WINES	LIBER			47	47	LIBER	VINS		
	OTHER	28	14	4	46	AUTRE			
<b>COMMODITY TOTAL</b>		<b>28</b>	<b>14</b>	<b>51</b>	<b>93</b>		<b>TOTAL DE MARCHANDISE</b>		
DIST. ALCOHOLIC BEV.	OTHER		14		14	AUTRE	BOISS. ALCDOL. DIST.		
CRUDE WOOD MTL. NES	OTHER	14			14	AUTRE	MATIERES BOIS BRUT NDA		
STONE, CRUDE NES	OTHER	4			4	AUTRE	PIERRE BRUTE NDA		
CRUDE NON-MET. MIN. NES	OTHER	48			48	AUTRE	MIN. NON-MET. BRUTS NDA		
WOOD FAB. MATERIALS	LIBER			2	2	LIBER	DEMT-PRODUITS EN BOIS		
	OTHER	90	278	2	370	AUTRE			
<b>COMMODITY TOTAL</b>		<b>90</b>	<b>278</b>	<b>4</b>	<b>372</b>		<b>TOTAL DE MARCHANDISE</b>		
CORDAGE, TWINE, ROPE	OTHER			9	9	AUTRE	CORDAGE, FICELLE, CORDE		
TEXTILE FAB. MTL NES	OTHER	9			9	AUTRE	OUVR. EN MAT. TEXT. NDA		
VEG. OILS, FATS NES	OTHER	7		1	8	AUTRE	HUIL. MAT. GRAS. VEG. NDA		
PLATE & SHEET STEEL	OTHER	25			25	AUTRE	TOLES, FEUILLES D'ACIER		
METAL FAB. BASIC PROD.	OTHER	92			92	AUTRE	OUVR. DE BASE EN METAL		
BRICKS, TILES NES	OTHER			40	40	AUTRE	BRRIQUES, TUILES NDA		
GLASS BASIC PRODUCTS	OTHER	4			4	AUTRE	OUVR. DE BASE EN VERRE		
NON-MET. MIN. BASIC PROD.	OTHER		3		3	AUTRE	PROD. MIN. NON-MET. BASE		
MISC. FABRICATED PROD.	OTHER	15			15	AUTRE	OUVRAGES DIVERS		
PASS. AUTOS AND CHASSIS	OTHER	1			1	AUTRE	VOITURES PART., CHASSIS		
SHIPS, AIRCRAFT, MIS. VEH	OTHER	21			21	AUTRE	NAVIRES, AVIONS, VEH. DIV		
EQUIPMENT MISC.	OTHER	1			1	AUTRE	MATERIEL DIVERS		
PERSONAL, HOUSEHOLD GOODS	OTHER	39	3		42	AUTRE	ART. PERS. ET MENAGERS		
CONTAINERIZED FREIGHT	GER	3,815			3,815	ALL	FRET CONTENEURE SE		
	ITALY	846		19	865	ITAL			
	LIBER	1,119		533	1,652	LIBER			
	OTHER	4,332	34		4,366	AUTRE			
<b>COMMODITY TOTAL</b>		<b>10,112</b>	<b>34</b>	<b>552</b>	<b>10,698</b>		<b>TOTAL DE MARCHANDISE</b>		
<b>COUNTRY/REGION TOTAL</b>		<b>10,686*</b>	<b>484*</b>	<b>725*</b>	<b>11,895*</b>		<b>TOTAL DE PAYS/REGION</b>		
<b>SPAIN</b>							<b>ESPAGNE</b>		
FISH, FRESH OR FROZEN	OTHER			3	3	AUTRE	POISSON, FRAS OU CONG.		
FISH, SALTED OR CURED	LIBER			4	4	LIBER	POISSON, SALE OU FUME		
	OTHER			1	1	AUTRE			
<b>COMMODITY TOTAL</b>				<b>5</b>	<b>5</b>		<b>TOTAL DE MARCHANDISE</b>		
SHELL FISH, NES	ITALY			2	2	ITAL	MOLLUSQUES CRUST. NDA		

TABLE 14. COMMODITIES UNLOADED FROM FOREIGN COUNTRIES BY COUNTRY OF ORIGIN, REGISTRY OF VESSEL AND CANADIAN REGION - 1977

TABLEAU 14. MARCHANDISES DECHARGÉES EN PROVENANCE DE PAYS ÉTRANGERS SELON LE PAYS D'ORIGINE, L'IMMATRICULATION DU NAVIRE ET LA RÉGION DU CANADA - 1977

		SHORT TONS - TONNES COURTES					
COUNTRY OF ORIGIN AND KIND OF CARGO	REGISTRY OF VESSEL	ATLANTIC ATLANTIQUE	GREAT LAKES GRANDS LACS	PACIFIC PACIFIQUE	TOTAL TOTAL	IMMATIC. DU NAVIRE	PAYS D'ORIGINE ET MARCHANDISE
SPAIN CONT. ESPAGNE							SUITE
MACARONI, CEREAL PROD. PATES ALIM. PROD. CEREAL	OTHER	3			3	AUTRE	FRUITS, BAIES FRAIS
FRESH FRUITS, BERRIES	ITALY			87	87	ITAL	
	LIBER			2	2	LIBER	
COMMODITY TOTAL				89	89		TOTAL DE MARCHANDISE
FRUIT JUICES	ITALY			28	28	ITAL	JUS DE FRUIT
	LIBER			5	5	LIBER	
COMMODITY TOTAL				33	33		TOTAL DE MARCHANDISE
FRUIT PULP, PUREE	ITALY			7	7	ITAL	PULPE DE FRUIT, PUREE
FRUIT, PRES. NOT CANNED	ITALY			269	269	ITAL	CONS. FRUITS NON BOITE
	JAPAN		7	11	11	JAPON	
	U S A					E-U	
	OTHER	220		1	221	AUTRE	
COMMODITY TOTAL		220	7	281	508		TOTAL DE MARCHANDISE
FRUITS, PREP. CANNED	ITALY			2	2	ITAL	FRUITS PREP. EN BOITE
NUTS, EXC. DIL NUTS NES	ITALY			2	2	ITAL	NOIX, SAUF OLEAG. NDA
VEGETABLES, FRESH	ITALY			14	14	ITAL	LEGUMES, FRAIS
VEGETABLE PREP. NES	ITALY			34	34	ITAL	PREP. DE LEGUMES NDA
	LIBER			10	10	LIBER	
	OTHER	1			1	AUTRE	
COMMODITY TOTAL		1		44	45		TOTAL DE MARCHANDISE
SPICES	ITALY			17	17	ITAL	EPICES
	U S A	6	2		8	E-U	
	OTHER			3	3	AUTRE	
COMMODITY TOTAL		6	2	20	28		TOTAL DE MARCHANDISE
MISC. FOOD PREP. NES	ITALY			5	5	ITAL	DIV. PREP. ALIM. NDA
	LIBER			22	22	LIBER	
	OTHER	87	7	2	96	AUTRE	
COMMODITY TOTAL		87	7	29	123		TOTAL DE MARCHANDISE
WINE	ITALY			240	240	ITAL	VINS
	LIBER			4	4	LIBER	
	JAPAN			3	3	JAPON	
	U S A	25	41		66	E-U	
	OTHER	3	25	14	42	AUTRE	
COMMODITY TOTAL		28	66	261	355		TOTAL DE MARCHANDISE
DIST. ALCOHOLIC BEV.	ITALY			54	54	ITAL	BOISS. ALCOOL. DIST.
	LIBER			6	6	LIBER	
	OTHER			20	20	AUTRE	
COMMODITY TOTAL				80	80		TOTAL DE MARCHANDISE
SEEDS FOR SOWING NES	ITALY			1	1	ITAL	GRAINES DE SEMENCE NDA
	U S A		3		3	E-U	
	OTHER	2			2	AUTRE	
COMMODITY TOTAL		2	3	1	6		TOTAL DE MARCHANDISE
CRUDE VEG. PROD. NES	OTHER	5			5	AUTRE	PR. BRUTS ORIG. VEG. NDA
TEXTILE FIBRES NES	LIBER			4	4	LIBER	FIBRES TEXTILES NDA
FLUORSPAR	GREEK		16,737		16,737	GREQC	SPATH FLUOR
	NETH		9,292		9,292	P. BAS	
	NORW	8,262	9,593		17,855	NORV	
COMMODITY TOTAL		8,262	35,622		43,884		TOTAL DE MARCHANDISE
SALT	U K	5,500			5,500	R U	SEL
	NORW	13,422			13,422	NORV	
COMMODITY TOTAL		18,922			18,922		TOTAL DE MARCHANDISE
CRUDE NON-MET. MIN. NES	ITALY			6	6	ITAL	MIN. NON-MET. BRUTS NDA
	OTHER	7			7	AUTRE	
COMMODITY TOTAL		7		6	13		TOTAL DE MARCHANDISE
WASTE AND SCRAP NES	OTHER	3			3	AUTRE	DECHETS ET REBUTS NDA
LUMBER AND TIMBER	OTHER	2			2	AUTRE	BOIS D'OEUVRE ET CHARP.
WOOD FAB. MATERIALS	ITALY			25	25	ITAL	DEMI-PRODUITS EN BOIS
	LIBER			9	9	LIBER	
	U S A	7	44		51	E-U	
	OTHER	73	92		165	AUTRE	
COMMODITY TOTAL		80	136	34	250		TOTAL DE MARCHANDISE
PAPER NES	OTHER	1	4		5	AUTRE	PAPIER NDA
BLDG. PAPER AND BOARD	OTHER		11		11	AUTRE	PLAQ. CONSTR., PAP/CART.
CORDAGE, TWINE, ROPE	OTHER	20			20	AUTRE	CORDAGE, FICELLE, CORDE
TEXTILE FAB. MTL NES	OTHER	88			88	AUTRE	OUVR. EN MAT. TEXT. NDA
VEG. OILS, FATS NES	ITALY			106	106	ITAL	HUIL. MAT. GRAS. VEG. NDA
	U S A	217	11		228	E-U	
	OTHER	8	18		26	AUTRE	
COMMODITY TOTAL		225	29	106	360		TOTAL DE MARCHANDISE
OILS, FATS, WAXES NES	OTHER	9			9	AUTRE	HUIL. MAT. GRAS. CIRE NDA
INORGANIC CHEM. NES	ITALY			17	17	ITAL	PROD. CHIM. INORG. NDA
	U S A		4		4	E-U	
	OTHER	18	4	232	254	AUTRE	
COMMODITY TOTAL		18	8	249	275		TOTAL DE MARCHANDISE
ORGANIC CHEMICALS NES	ITALY			11	11	ITAL	PROD. CHIM. ORGAN. NDA
	U S A	1			1	E-U	
	OTHER	3	40		43	AUTRE	
COMMODITY TOTAL		4	40	11	55		TOTAL DE MARCHANDISE
PLASTIC MATERIALS	OTHER	6			6	AUTRE	MATIERES PLASTIQUES
DYESTUFF, PIGMENT, PAINT	ITALY			3	3	ITAL	MAT. COLOR. PIG. PEINTURE
	OTHER	7	7		14	AUTRE	
COMMODITY TOTAL		7	7	3	17		TOTAL DE MARCHANDISE
CHEM. SPECIALTIES NES	OTHER	1			1	AUTRE	PROD. CHIM. SPECIALTIES NDA
FUEL OIL	NORW	33,272			33,272	NORV	MAZOUT
FERRO-ALLOYS	LIBER		3,703		3,703	LIBER	FERRO-ALLIAGES
PRIMARY IRON, STEEL NES	OTHER	3			3	AUTRE	FER, ACIER. PRIMAIR. NDA



TABLE 2A. COMMODITIES UNLOADED FROM FOREIGN COUNTRIES BY COUNTRY OF ORIGIN, REGISTRY OF VESSEL AND CANADIAN REGION - 1977

TABLEAU 2A. MARCHANDISES DECHARGEES EN PROVENANCE DE PAYS ETRANGERS SELON LE PAYS D'ORIGINE, L'IMMATRICULATION DU NAVIRE ET LA REGION DU CANADA - 1977							
SHORT TONS - TONNES COURTES							
COUNTRY OF ORIGIN AND KIND OF CARGO	REGISTRY OF VESSEL	ATLANTIC ATLANTIQUE	GREAT LAKES GRANDS LACS	PACIFIC PACIFIQUE	TOTAL TOTAL	IMMATRIC. DU NAVIRE	PAYS D'ORIGINE ET MARCHANDISE
SPAIN CONT.							ESPAGNE SUITE
BARS AND RODS, STEEL	OTHER	3			3	AUTRE	BARRES ET TIGES ACIER
STRUCTURAL SHAPES	OTHER	4			4	AUTRE	PROFILES DE CONSTRUCT.
METAL FAB. BASIC PROD.	U S A	3			3	E-U	OUVR. DE BASE EN METAL
	OTHER	9	7	59	75	AUTRE	
COMMODITY TOTAL		12	7	59	78		TOTAL DE MARCHANDISE
BRICKS, TILES NES	ITALY			6	6	ITAL	BRIOQUES, TUILES NDA
	OTHER		22	20	42	AUTRE	
COMMODITY TOTAL			22	26	48		TOTAL DE MARCHANDISE
GLASS BASIC PRODUCTS	OTHER			7	7	AUTRE	OUVR. DE BASE EN VERRE
NON-MET. MIN. BASIC PROD.	OTHER	19		20	39	AUTRE	PROD. MIN. NON-MET. BASE
MISC. FABRICATED PROD.	OTHER	57	31	19	107	AUTRE	OUVRAGES DIVERS
TRACTORS	OTHER		100		100	AUTRE	TRACTEURS
MACHINERY NES	ITALY			17	17	ITAL	MACHINES NDA
	LIBER			2	2	LIBER	
	OTHER	2	92	326	420	AUTRE	
COMMODITY TOTAL		2	92	345	439		TOTAL DE MARCHANDISE
PASS. AUTOS AND CHASSIS	U S A	1			1	E-U	VOITURES PART., CHASSIS
	OTHER			1	1	AUTRE	
COMMODITY TOTAL		1		1	2		TOTAL DE MARCHANDISE
MOTOR VEHICLE ENGINES	OTHER	4			4	AUTRE	MOTEURS DE VEH. AUTOM.
ROAD MOTOR VEH. NES	ITALY			2	2	ITAL	VEH. AUTOM. ROUTIERS NDA
RUBBER TYRES AND TUBES	OTHER	6		5	11	AUTRE	PNEUS, CHAMBRES A AIR
EQUIPMENT MISC.	U S A	11			11	E-U	MATERIEL DIVERS
	OTHER	2	11	102	115	AUTRE	
COMMODITY TOTAL		13	11	102	126		TOTAL DE MARCHANDISE
PERSONAL, HOUSEHOLD GOODS	ITALY			4	4	ITAL	ART. PERS. ET MENAGERS
	LIBER			4	4	LIBER	
	U S A	2			2	E-U	
	OTHER	33	19	3	55	AUTRE	
COMMODITY TOTAL		35	19	11	65		TOTAL DE MARCHANDISE
FIREARMS, AMMUNITION	ITALY			1	1	ITAL	ARMES A FEU, MUNITIONS
CONTAINERS, CLOSURES	OTHER	2			2	AUTRE	CONTENEURS, FERMETURES
MISC. END PRODUCTS NES	LIBER			1	1	LIBER	PRODUITS FINIS DIV. NDA
	U S A		12		12	E-U	
	OTHER	2			2	AUTRE	
COMMODITY TOTAL		2	12	1	15		TOTAL DE MARCHANDISE
GENERAL CARGO	ITALY			2	2	ITAL	MARCHANDISES DIVERSES
	U S A		6		6	E-U	
	OTHER	3	31	74	108	AUTRE	
COMMODITY TOTAL		3	37	76	116		TOTAL DE MARCHANDISE
CONTAINERIZED FREIGHT	GER	6,964			6,964	ALL	FRET CONTENEURESE
	ITALY	10,400		2,407	12,807	ITAL	
	LIBER	3,373		171	3,544	LIBER	
	JAPAN			149	149	JAPON	
	PANAM	3,072			3,072	PANAM	
	U S A	58	850		908	E-U	
	OTHER	7,770	646	204	8,620	AUTRE	
COMMODITY TOTAL		31,637	1,496	2,931	36,064		TOTAL DE MARCHANDISE
COUNTRY/REGION TOTAL		93,082*	41,472*	4,892*	139,446*		TOTAL DE PAYS/REGION
SWEDEN							SUEDE
CATTLE	NETH	3			3	P. BAS	BOVINS
	SWEDN	8	1		9	SUEDE	
COMMODITY TOTAL		11	1		12		TOTAL DE MARCHANDISE
CHEESE	SWEDN	20			20	SUEDE	FROMAGE
IRON ORE AND CONC	GER	40,344			40,344	ALL	MINERAL, CONC. DE FER
MANGANESE ORE	NORV		2,259		2,259	NORV	MINERAL DE MANGANESE
STONE, CRUDE NES	OTHER		313		313	AUTRE	PIERRE BRUTE NDA
CRUDE NON-MET. MIN. NES	OTHER	32			32	AUTRE	MIN. NON-MET. BRUTS NDA
VENEER, PLYWOOD	SWEDN	274	48		322	SUEDE	PLACAGES, CONTRE-PLAQ.
	OTHER		23		23	AUTRE	
COMMODITY TOTAL		274	71		345		TOTAL DE MARCHANDISE
COPPERAGE STOCK	SWEDN		6		6	SUEDE	DEMI-PROD. TONNELLERIE
WOOD FAB. MATERIALS	OTHER	191			191	AUTRE	DEMI-PRODUITS EN BOIS
PULP	NORV		825		825	NORV	PATE
	OTHER		25		25	AUTRE	
COMMODITY TOTAL			850		850		TOTAL DE MARCHANDISE
PAPERBOARD	GER	22			22	ALL	CARTON
	OTHER	7			7	AUTRE	
COMMODITY TOTAL		29			29		TOTAL DE MARCHANDISE
BLDG. PAPER AND BOARD	OTHER	10			10	AUTRE	PLAQ. CONSTR., PAP/CART.
TEXTILE FAB. MTL NES	U K	2			2	R U	OUVR. EN MAT. TEXT. NDA
INORGANIC CHEMS. NES	OTHER	233			233	AUTRE	PROD. CHIM. INORG. NDA
ORGANIC CHEMICALS NES	OTHER	3			3	AUTRE	PROD. CHIM. ORG. NDA
PRIMARY IRON, STEEL NES	OTHER	72	5		77	AUTRE	FER, ACIER PRIMAIRE NDA
CASTINGS, FORGINGS	SWEDN	5			5	SUEDE	MOUL. PIECES FORGEES
BARS AND RODS, STEEL	U K	8			8	R U	BARRES ET TIGES ACIER
	NETH	3			3	P. BAS	
	SWEDN	193			193	SUEDE	
	OTHER	115	279		394	AUTRE	
COMMODITY TOTAL		319	279		598		TOTAL DE MARCHANDISE
PLATE & SHEET STEEL	U K	121			121	R U	TOLES, FEUILLES D'ACIER
	GER	27			27	ALL	
	NETH	27			27	P. BAS	

TABLE 24. COMMODITIES UNLOADED FROM FOREIGN COUNTRIES BY COUNTRY OF ORIGIN, REGISTRY OF VESSEL AND CANADIAN REGION - 1977

TABLEAU 24. MARCHANDISES DECHARGÉES EN PROVENANCE DE PAYS ÉTRANGERS SELON LE PAYS D'ORIGINE, L'IMMATRICULATION DU NAVIRE ET LA RÉGION DU CANADA - 1977

		SHORT TONS - TONNES COURTES							
COUNTRY OF ORIGIN AND KIND OF CARGO	REGISTRY OF VESSEL	ATLANTIC ATLANTIQUE	GREAT LAKES GRANDS LACS	PACIFIC PACIFIQUE	TOTAL TOTAL	IMMATRIC. DU NAVIRE	PAYS D'ORIGINE ET MARCHANDISE		
SWEDEN	CCNT.	SWEDN	1,143	272	5	1,420	SUEDE	SUEDE	SUITE
		OTHER	408	618		1,026	AUTRE		
COMMODITY TOTAL			1,726	890	5	2,621		TOTAL DE MARCHANDISE	
STRUCTURAL SHAPES	U K		47			47	R U	PROFILES DE CONSTRUCT.	
	GER		335			335	SUEDE		
	OTHER		404	220		624	AUTRE		
COMMODITY TOTAL			786	220		1,006		TOTAL DE MARCHANDISE	
PIPES, TUBES: IRON, STEEL	U K		117			117	R U	TUYAUX, TUBES: FER, ACIER	
	GER		26			26	ALL		
	SWEDN		130			130	SUEDE		
	OTHER		187	25		212	AUTRE		
COMMODITY TOTAL			460	25		485		TOTAL DE MARCHANDISE	
WIPE	U K		22			22	R U	FIL METALLIQUE	
	GER		26			26	ALL		
COMMODITY TOTAL			48			48		TOTAL DE MARCHANDISE	
ALUMINUM	SWEDN		1			1	SUEDE	ALUMINIUM	
METAL FAB. BASIC PROD.	U K		2			2	R U	OUVR. DE BASE EN METAL	
	NETH		42			42	P. BAS		
	SWEDN		13			13	SUEDE		
	OTHER		30	41		71	AUTRE		
COMMODITY TOTAL			87	41		128		TOTAL DE MARCHANDISE	
CLASS BASIC PRODUCTS	OTHER		22			22	AUTRE	OUVR. DE BASE EN VERRE	
NON-MET. MIN. BASIC PROD.	SWEDN			21		21	SUEDE	PROD. MIN. NON-MET. BASE	
MISC. FABRICATED PROD.	OTHER		4			4	AUTRE	OUVRAGES DIVERS	
TRACTORS	U K		2,156			2,156	R U	TRACTEURS	
	GER		735			735	ALL		
	SWEDN		1,092			1,092	SUEDE		
	OTHER		80			80	AUTRE		
COMMODITY TOTAL			4,063			4,063		TOTAL DE MARCHANDISE	
MACHINERY NES	U K		44			44	R U	MACHINES NDA	
	GER		53			53	ALL		
	GREEK		33			33	GRECQ		
	NETH		42			42	P. BAS		
	SWEDN		1,992		79	2,071	SUEDE		
	OTHER		957	305		1,262	AUTRE		
COMMODITY TOTAL			3,121	305	79	3,505		TOTAL DE MARCHANDISE	
PASS. AUTOS AND CHASSIS	U K		5,038			5,038	R U	VOITURES PAPT., CHASSIS	
	GER		1,590			1,590	ALL		
	NETH		1,078			1,078	P. BAS		
	SWEDN		1,050		83	1,133	SUEDE		
	OTHER		46	17		63	AUTRE		
COMMODITY TOTAL			8,802	17	83	8,902		TOTAL DE MARCHANDISE	
TRUCKS AND CHASSIS	GER		174			174	ALL	CAMIONS ET CHASSIS	
MOTOR VEHICLE ENGINES	U K		1,584			1,584	R U	MOTEURS DE VEH. AUTOM.	
	GER		253			253	ALL		
	NETH		374			374	P. BAS		
	SWEDN		1,616	1		1,617	SUEDE		
	OTHER		7			7	AUTRE		
COMMODITY TOTAL			3,834	1		3,835		TOTAL DE MARCHANDISE	
ROAD MOTOR VEH. NES	SWEDN		643	2		645	SUEDE	VEH. AUTOM. ROUTIERS NDA	
	OTHER		6			6	AUTRE		
COMMODITY TOTAL			649	2		651		TOTAL DE MARCHANDISE	
SHIPS, AIRCRAFT, MIS. VEH	GER		2			2	ALL	NAVIRES, AVIONS, VEH. DIV	
	GREEK		514			514	GRECQ		
	NETH		269			269	P. BAS		
	NORW		309			309	NORV		
	SWEDN		19		15	34	SUEDE		
	OTHER				8	8	AUTRE		
COMMODITY TOTAL			1,113		23	1,136		TOTAL DE MARCHANDISE	
EQUIPMENT MISC.	U K		100			100	R U	MATERIEL DIVERS	
	GER		35			35	ALL		
	NETH		15			15	P. BAS		
	SWEDN		304			304	SUEDE		
	OTHER		217	15		232	AUTRE		
COMMODITY TOTAL			671	15		686		TOTAL DE MARCHANDISE	
PERSONAL, HSEHCLO GOODS	U K		8			8	R U	ART. PERS. ET MENAGERS	
	GER		2			2	ALL		
	SWEDN		19			19	SUEDE		
	OTHER		29			29			
COMMODITY TOTAL			29			29		TOTAL DE MARCHANDISE	
CONTAINERS, CLOSURES	SWEDN			25		25	SUEDE	CONTENEURS, FERMETURES	
MISC. END PRODUCTS NES	U K		28			28	R U	PRODUITS FINIS DIV. NDA	
	SWEDN		2			2	SUEDE		
	OTHER		4	2		6	AUTRE		
COMMODITY TOTAL			34	2		36		TOTAL DE MARCHANDISE	
GENERAL CARGO	U K		81			81	R U	MARCHANDISES DIVERSES	
	GER		53			53	ALL		
	SWEDN		365	397		762	SUEDE		
	OTHER		64	22		86	AUTRE		
COMMODITY TOTAL			563	419		982		TOTAL DE MARCHANDISE	
CONTAINERIZED FREIGHT	U K		37,723			37,723	R U	FRET CONTENEURESE	
	DENMK				887	887	DANMK		
	GER		14,214		1,283	15,497	ALL		
	NETH		5,786			5,786	P. BAS		
	SWEDN		19,393	1,021	3,087	23,501	SUEDE		
	OTHER		2,569	1,192	67	3,828	AUTRE		
COMMODITY TOTAL			79,685	2,213	5,324	87,222		TOTAL DE MARCHANDISE	
COUNTRY/REGION TOTAL			147,417*	7,980*	5,514*	160,911*		TOTAL DE PAYS/REGION	

TABLE 2A. COMMODITIES UNLOADED FROM FOREIGN COUNTRIES BY COUNTRY OF ORIGIN, REGISTRY OF VESSEL AND CANADIAN REGION - 1977

TABLEAU 2A. MARCHANDISES DECHARGEES EN PROVENANCE DE PAYS ETRANGERS SELON LE PAYS D'ORIGINE, L'IMMATRICULATION DU NAVIRE ET LA REGION DU CANADA - 1977

SHORT TONS - TONNES COURTES							
COUNTRY OF ORIGIN AND KIND OF CARGO	REGISTRY OF VESSEL	ATLANTIC ATLANTIQUE	GREAT LAKES GRANDS LACS	PACIFIC PACIFIQUE	TOTAL TOTAL	IMMATIC. DU NAVIRE	PAYS D'ORIGINE ET MARCHANDISE
<b>POLAND</b>							<b>Pologne</b>
FRUITS, PREP. CANNED	OTHER	2			2	AUTRE	FRUITS PREP. EN BOITE
MISC. FOOD PREP. NES	OTHER	17	30		47	AUTRE	DIV. PREP. ALIM. NOA
DIST. ALCOHOLIC BEV.	OTHER			5	5	AUTRE	BOISS. ALCOOL. DIST.
CIGARETTES	OTHER		1		1	AUTRE	CIGARETTES
TEXTILE FIBRES NES	OTHER		1		1	AUTRE	FIBRES TEXTILES NOA
COAL, BITUMINOUS	OTHER	57,674			57,674	AUTRE	CHARBON BITUMINEUX
CLAY MATERIALS NES	OTHER		3		3	AUTRE	MATERES ARGIL. NOA
LEATHER	OTHER	544			544	AUTRE	CUIR
PUBBER FAB. MATERIALS	OTHER	68			68	AUTRE	DEMI-PROD. CAOUTCHOUC
VENEER, PLYWOOD	OTHER		220		220	AUTRE	PLACAGES, CONTRE-PLAQ.
WOOD FAB. MATERIALS	OTHER	3,890	1		3,891	AUTRE	DEMI-PRODUITS EN BOIS
PAPERBOARD	OTHER	1,142	184		1,326	AUTRE	CARTON
BLDG. PAPER AND BOARD	OTHER	694	2,311		2,995	AUTRE	PLAQ. CONSTR., PAP/CART.
TEXTILE FAB. MTL NES	OTHER	366	21		387	AUTRE	OUVR. EN MAT. TEXT. NOA
INDORGANIC CHEMS. NES	OTHER	58			58	AUTRE	PROD. CHIM. INDRG. NOA
ORGANIC CHEMICALS NES	OTHER	57	1		58	AUTRE	PROD. CHIM. ORGAN. NOA
PLASTIC MATERIALS	OTHER	50			50	AUTRE	MATERES PLASTIQUES
DYESTUFF, PIGMENT, PAINT	OTHER	14			14	AUTRE	MAT. COLOR. FIG. PEINTURE
CHEM. SPECIALTIES NES	OTHER	18	2		20	AUTRE	PROD. CHIM. SPECIAUX NOA
FERRO-ALLOYS	OTHER	6,438			6,438	AUTRE	FERRO-ALLIAGES
PRIMARY IRON, STEEL NES	OTHER	13,355			13,355	AUTRE	FER, ACTIER PRIMAIR. NOA
BARNS AND RODS, STEEL	JAPAN	1,505			1,505	JAPON	BARRES ET TIGES ACIER
	OTHER	3,403	20,593		23,996	AUTRE	
<b>COMMODITY TOTAL</b>		<b>4,908</b>	<b>20,593</b>		<b>25,501</b>		<b>TOTAL DE MARCHANDISE</b>
PLATE & SHEET STEEL	NETH	3,127			3,127	P. BAS	TOLES, FEUILLES DACIER
	JAPAN	1,506			1,506	JAPON	
	OTHER	6,709	2,534		9,243	AUTRE	
<b>COMMODITY TOTAL</b>		<b>11,342</b>	<b>2,534</b>		<b>13,876</b>		<b>TOTAL DE MARCHANDISE</b>
STRUCTURAL SHAPES	JAPAN	1,507			1,507	JAPON	PROFILES DE CONSTRUCT.
	OTHER	5,444	225		5,669	AUTRE	
<b>COMMODITY TOTAL</b>		<b>6,951</b>	<b>225</b>		<b>7,176</b>		<b>TOTAL DE MARCHANDISE</b>
PIPES, TUBES: IRON, STEEL	OTHER	1,023			1,023	AUTRE	TUYAUX, TUBES: FER, ACIER
WIRE	OTHER	2,553	82		2,635	AUTRE	FIL METALLIQUE
METAL FAB. BASIC PROD.	OTHER	2,863	436		3,299	AUTRE	OUVR. DE BASE EN METAL
GLASS BASIC PRODUCTS	OTHER	173	1,800		1,973	AUTRE	OUVR. DE BASE EN VERRE
NON-MET. MIN. BASIC PROD.	OTHER	2,233			2,233	AUTRE	PROD. MIN. NON-MET. BASE
MISC. FABRICATED PROD.	OTHER	767			767	AUTRE	OUVRAGES DIVERS
MACHINERY NES	GEP	107			107	ALL	MACHINES NOA
	OTHER	278	342	7	627	AUTRE	
<b>COMMODITY TOTAL</b>		<b>385</b>	<b>342</b>	<b>7</b>	<b>734</b>		<b>TOTAL DE MARCHANDISE</b>
SHIPS, AIRCRAFT, MIS. VEH	OTHER	1,382			1,382	AUTRE	NAVIRES, AVIONS, VEH. DIV
EQUIPMENT MISC.	OTHER	97	73	1	171	AUTRE	MATERIEL DIVERS
PERSONAL & HOUSEHOLD GOODS	OTHER	626	330	1	957	AUTRE	ART. PERS. ET MENAGERS
FIREARMS, AMMUNITION	OTHER		2		2	AUTRE	ARMES A FEU, MUNITIONS
CONTAINERS, CLOSURES	OTHER		9		9	AUTRE	CONTENEURS, FERMETURES
MISC. END PRODUCTS NES	OTHER	271			271	AUTRE	PRODUITS FINIS DIV. NOA
GENERAL CARGO	OTHER	593	27		620	AUTRE	MARCHANDISES DIVERSES
CONTAINERIZED FREIGHT	OTHER	186	17		203	AUTRE	FRET CONTENEURESE
<b>COUNTRY/REGION TOTAL</b>		<b>120,730*</b>	<b>29,245*</b>	<b>14*</b>	<b>149,989*</b>		<b>TOTAL DE PAYS/REGION</b>
<b>USSR - EUROPE</b>							<b>URSS - EUROPE</b>
LIVE ANIMALS, NES	OTHER	22			22	AUTRE	ANIMAUX VIVANTS, NOA
WINE	OTHER	40			40	AUTRE	VINS
DIST. ALCOHOLIC BEV.	OTHER	13			13	AUTRE	BOISS. ALCOOL. DIST.
TEXTILE FIBRES NES	OTHER	132			132	AUTRE	FIBRES TEXTILES NOA
CRUDE PETROLEUM	OTHER	255,459			255,459	AUTRE	PETROLE BRUT
COTTON, TEXTILE WASTE	OTHER	101			101	AUTRE	DECHETS DE COTON, TEXT.
WASTE AND SCRAP NES	OTHER	589			589	AUTRE	DECHETS ET REBUTS NOA
WOOD FAB. MATERIALS	OTHER	11,426	50		11,476	AUTRE	DEMI-PRODUITS EN BOIS
BLDG. PAPER AND BOARD	OTHER		160		160	AUTRE	PLAQ. CONSTR., PAP/CART.
TEXTILE FAB. MTL NES	OTHER	1,427			1,427	AUTRE	OUVR. EN MAT. TEXT. NOA
FISH, MARINE ANIMAL OIL	OTHER	16			16	AUTRE	HUIL. DE POISSON, AN. MAR
PETROL. COAL PROD. NES	OTHER	2			2	AUTRE	DERIVE PETR. CHARB. NOA
STRUCTURAL SHAPES	OTHER		12		12	AUTRE	PROFILES DE CONSTRUCT.
ALUMINUM	OTHER		2,274		2,274	AUTRE	ALUMINIUM
METAL FAB. BASIC PROD.	OTHER	51	63		114	AUTRE	OUVR. DE BASE EN METAL
GLASS BASIC PRODUCTS	OTHER		679		679	AUTRE	OUVR. DE BASE EN VERRE
NON-MET. MIN. BASIC PROD.	OTHER	1,005			1,005	AUTRE	PROD. MIN. NON-MET. BASE
MISC. FABRICATED PROD.	OTHER	181			181	AUTRE	OUVRAGES DIVERS
TRACTORS	OTHER	700	869		1,569	AUTRE	TRACTEURS
MACHINERY NES	OTHER	2,819	1,369	4,048	8,236	AUTRE	MACHINES NOA
EQUIPMENT MISC.	OTHER	483	10		493	AUTRE	MATERIEL DIVERS
PERSONAL & HOUSEHOLD GOODS	OTHER	49	15		64	AUTRE	ART. PERS. ET MENAGERS
MISC. END PRODUCTS NES	OTHER	2			2	AUTRE	PRODUITS FINIS DIV. NOA
GENERAL CARGO	OTHER		3		3	AUTRE	MARCHANDISES DIVERSES
CONTAINERIZED FREIGHT	OTHER	922	331		1,253	AUTRE	FRET CONTENEURESE
<b>COUNTRY/REGION TOTAL</b>		<b>275,439*</b>	<b>5,835*</b>	<b>4,048*</b>	<b>285,322*</b>		<b>TOTAL DE PAYS/REGION</b>
<b>YUGOSLAVIA</b>							<b>YUGOSLAVIE</b>
FISH, CANNED	OTHER		11		11	AUTRE	POISSON EN BOITES
SHELL FISH, NES	OTHER			12	12	AUTRE	MOLLUSQUES CRUSI., NOA
DAIRY PROD. EGGS, HONEY	OTHER		30		30	AUTRE	PROD. LAIT., OEUFS, MIEL



TABLE 2A. COMMODITIES UNLOADED FROM FOREIGN COUNTRIES BY COUNTRY OF ORIGIN, REGISTRY OF VESSEL AND CANADIAN REGION - 1977

TABLEAU 2A. MARCHANDISES DECHARGÉES EN PROVENANCE DE PAYS ÉTRANGERS SELON LE PAYS D'ORIGINE, L'IMMATRICULATION DU NAVIRE ET LA RÉGION DU CANADA - 1977

		SHORT TONS - TONNES COURTES						
COUNTRY OF ORIGIN AND KIND OF CARGO	REGISTRY OF VESSEL	ATLANTIC ATLANTIQUE	GREAT LAKES GRANDS LACS	PACIFIC PACIFIQUE	TOTAL TOTAL	IMMATIC. DU NAVIRE	PAYS D'ORIGINE ET MARCHANDISE	
<b>YUGOSLAVIA CONT.</b>							<b>YUGOSLAVIE SUITE</b>	
FRESH FRUITS, BERRIES	OTHER	6			6	AUTRE	FRUITS, BAIES FRAIS	
FRUIT JUICES	OTHER	8		5	13	AUTRE	JUS DE FRUIT	
FRUIT, PRES. NOT CANNED	OTHER		40		40	AUTRE	CONS. FRUITS NON BOITE	
VEGETABLES, DRIED	OTHER	2		18	2	AUTRE	LEGUMES, SECS	
VEGETABLE PREP. NES	OTHER		225		243	AUTRE	PREP. DE LEGUMES NDA	
SUGAR PREPARATIONS	OTHER		2		2	AUTRE	PREP. A BASE DE SUCRE	
SPICES	OTHER	2	18		26	AUTRE	ÉPICES	
MISC. FOOD PREP. NES	OTHER	293	315	6	608	AUTRE	DIV. PREP. ALIM. NDA	
NON-ALCOHOLIC BEVERAGE	OTHER		318		318	AUTRE	BOISSONS NON-ALCOOLIQ.	
WINES	OTHER	17	329	278	624	AUTRE	VINS	
DIST. ALCOHOLIC BEV.	OTHER	4	62	68	134	AUTRE	BOISS. ALCOOL. DIST.	
RAW HIDES AND SKINS	OTHER	2			2	AUTRE	PEAUX ET CUIRS BRUT	
SEEDS FOR SOWING NES	OTHER	11			11	AUTRE	GRAINES DE SEMENCE NDA	
CLAY MATERIALS NES	OTHER	560			560	AUTRE	MATIÈRES ARGIL. NDA	
LEATHER	OTHER	4			4	AUTRE	CUIR	
LUMBER AND TIMBER	OTHER	1			1	AUTRE	BOIS D'ŒUVRE ET CHARP.	
WOOD FAB. MATERIALS	OTHER	20			20	AUTRE	DEMI-PRODUITS EN BOIS	
BLDG. PAPER AND BOARD	OTHER	1,462			1,462	AUTRE	PLAQ. CONSTR., PAP./CART.	
TEXTILE FAB. MTL NES	OTHER	39			39	AUTRE	OUVR. EN MAT. TEXT. NDA	
METALLIC SALTS	OTHER	739			739	AUTRE	SELS METALLIQUES	
ORGANIC CHEMICALS NES	OTHER	6	4		10	AUTRE	PROD. CHIM. ORGAN. NDA	
FERRO-ALLOYS	OTHER	1,102			1,102	AUTRE	FERRO-ALLIAGES	
PLATE & SHEET STEEL	OTHER	113			113	AUTRE	TOLES, FEUILLES D'ACIER	
STRUCTURAL SHAPES	OTHER	114			114	AUTRE	PROFILES DE CONSTRUCT.	
PIPES, TUBES: IRON, STEEL	OTHER	2,587			2,587	AUTRE	TUYAUX, TUBES: FER, ACIER	
ALUMINUM	OTHER	22			22	AUTRE	ALUMINIUM	
COPPER AND ALLOYS	OTHER	123	84		207	AUTRE	CUIVRE ET ALLIAGES	
METAL FAB. BASIC PROD.	OTHER	295	574	13	882	AUTRE	OUVR. DE BASE EN METAL	
GLASS BASIC PRODUCTS	OTHER	2	4		6	AUTRE	OUVR. DE BASE EN VERRE	
NON-MET. MIN. BASIC PROD.	OTHER	4			4	AUTRE	PROD. MIN. NON-MET. BASE	
MISC. FABRICATED PROD.	OTHER	7			7	AUTRE	OUVRAGES DIVERS	
MACHINERY NES	OTHER	101	91		192	AUTRE	MACHINES NDA	
EQUIPMENT MISC.	OTHER	36	100		136	AUTRE	MATÉRIEL DIVERS	
PERSONAL, HOUSEHOLD GOODS	OTHER	608	71	3	682	AUTRE	ART. PERS. ET MÉNAGERS	
CONTAINERS, CLOSURES	OTHER	2		1	3	AUTRE	CONTENEURS, FERMETURES	
MISC. END PRODUCTS NES	OTHER	12	12	3	27	AUTRE	PRODUITS FINIS DIV. NDA	
CONTAINERIZED FREIGHT	OTHER	2,295	1,485	257	4,037	AUTRE	FRET CONTENEURISE	
<b>COUNTRY/REGION TOTAL</b>		<b>10,599*</b>	<b>3,775*</b>	<b>664*</b>	<b>15,038*</b>		<b>TOTAL DE PAYS/REGION</b>	
<b>IRAN</b>							<b>IRAN</b>	
CRUDE PETROLEUM	U K	336,526			336,526	R U	PÉTROLE BRUT	
	ITALY	115,392			115,392	ITAL		
	LIBER	2,468,542			2,468,542	LIBER		
	JAPAN	247,900			247,900	JAPON		
	PANAM	238,608			238,608	PANAM		
	OTHER	794,828			794,828	AUTRE		
<b>COMMODITY TOTAL</b>		<b>4,201,796</b>			<b>4,201,796</b>		<b>TOTAL DE MARCHANDISE</b>	
TRUCKS AND CHASSIS	DENMK	9			9	DANMK	CAMIONS ET CHASSIS	
<b>COUNTRY/REGION TOTAL</b>		<b>4,201,805*</b>	<b>*</b>	<b>*</b>	<b>4,201,805*</b>		<b>TOTAL DE PAYS/REGION</b>	
<b>IRAQ</b>							<b>IRAQ</b>	
DRIED FRUITS	OTHER	4,062			4,062	AUTRE	FRUITS SECS	
<b>COUNTRY/REGION TOTAL</b>		<b>4,062*</b>	<b>*</b>	<b>*</b>	<b>4,062*</b>		<b>TOTAL DE PAYS/REGION</b>	
<b>ISRAEL</b>							<b>ISRAEL</b>	
CONTAINERIZED FREIGHT	GER	11,398			11,398	ALL	FRET CONTENEURISE	
	LIBER	9,303			9,303	LIBER		
	OTHER	14,506			14,506	AUTRE		
<b>COMMODITY TOTAL</b>		<b>35,207</b>			<b>35,207</b>		<b>TOTAL DE MARCHANDISE</b>	
<b>COUNTRY/REGION TOTAL</b>		<b>35,207*</b>	<b>*</b>	<b>*</b>	<b>35,207*</b>		<b>TOTAL DE PAYS/REGION</b>	
<b>KUWAIT</b>							<b>KOWEIT</b>	
CRUDE PETROLEUM	LIBER	100,087			100,087	LIBER	PÉTROLE BRUT	
	OTHER	114,757			114,757	AUTRE		
<b>COMMODITY TOTAL</b>		<b>214,844</b>			<b>214,844</b>		<b>TOTAL DE MARCHANDISE</b>	
<b>COUNTRY/REGION TOTAL</b>		<b>214,844*</b>	<b>*</b>	<b>*</b>	<b>214,844*</b>		<b>TOTAL DE PAYS/REGION</b>	
<b>SAUDI ARABIA</b>							<b>ARABIE SAOUDIT</b>	
CRUDE PETROLEUM	U K	203,482			203,482	R U	PÉTROLE BRUT	
	GER	256,546			256,546	ALL		
	ITALY	65,261			65,261	ITAL		
	NORW	184,568			184,568	NORW		
	SWEDE	272,419			272,419	SUEDE		
	LIBER	4,034,536			4,034,536	LIBER		
	JAPAN	259,470			259,470	JAPON		
	PANAM	102,350			102,350	PANAM		

TABLE 2A. COMMODITIES UNLOADED FROM FOREIGN COUNTRIES BY COUNTRY OF ORIGIN, REGISTRY OF VESSEL AND CANADIAN REGION - 1977

TABLÉAU 2A. MARCHANDISES DÉCHARGÉES EN PROVENANCE DE PAYS ÉTRANGERS SELON LE PAYS D'ORIGINE, L'IMMATRICULATION DU NAVIRE ET LA RÉGION DU CANADA - 1977

		SHORT TONS - TONNES COURTES						
COUNTRY OF ORIGIN AND KIND OF CARGO	REGISTRY OF VESSEL	ATLANTIC ATLANTIQUE	GREAT LAKES GRANDS LACS	PACIFIC PACIFIQUE	TOTAL TOTAL	IMMATIC. DU NAVIRE	PAYS D'ORIGINE ET MARCHANDISE	
<b>SAUDI ARABIA CONT.</b>							<b>ARABIE SAOUDITE SUITE</b>	
	OTHER	103,368			103,368	AUTRE		
COMMODITY TOTAL		5,482,000			5,482,000		TOTAL DE MARCHANDISE	
COUNTRY/REGION TOTAL		5,482,000*	*	*	5,482,000*		TOTAL DE PAYS/REGION	
<b>TURKEY</b>							<b>TURQUIE</b>	
NUTS, EXC. OIL NUTS NES	OTHER	3			3	AUTRE	NOIX, SAUF OLEAG. NDA	
VEGETABLE PREP. NES	OTHER	6	50		56	AUTRE	PREP. DE LEGUMES NDA	
SPICES	DENMK	2			2	DANMK	ÉPICES	
TEXTILE FIBRES NES	OTHER	1	2,194		2,195	AUTRE	FIBRES TEXTILES NDA	
TEXTILE FAB. MTL NES	OTHER	1			1	AUTRE	OUVR. EN MAT. TEXT. NDA	
NON-FERROUS METALS NES	OTHER	5			5	AUTRE	MÉTAUX NON-FERREUX NDA	
NON-MET. MIN. BASIC PROD	OTHER	8			8	AUTRE	PROD. MIN. NON-MET. BASE	
MISC. FABRICATED PROD.	OTHER	1			1	AUTRE	OUVRAGES DIVERS	
EQUIPMENT MISC.	OTHER	85			85	AUTRE	MATÉRIEL DIVERS	
PERSONAL, HSEHOLD GOODS	OTHER	4			4	AUTRE	ART. PERS. ET MENAGERS	
CONTAINERIZED FREIGHT	OTHER		18		18	AUTRE	FRET CONTENEUREUSE	
COUNTRY/REGION TOTAL		116*	2,262*	*	2,378*		TOTAL DE PAYS/REGION	
<b>EGYPTIAN A.R.</b>							<b>EGYPTE R.A.</b>	
CRUDE PETROLEUM	ITALY	117,910			117,910	ITAL	PÉTROLE BRÛT	
	NORW	104,875			104,875	NORV		
	LIBER	121,733			121,733	LIBER		
COMMODITY TOTAL		344,518			344,518		TOTAL DE MARCHANDISE	
COUNTRY/REGION TOTAL		344,518*	*	*	344,518*		TOTAL DE PAYS/REGION	
<b>GHANA</b>							<b>GHANA</b>	
COCOA AND CHOCOLATE	OTHER	64	696		760	AUTRE	CACAO ET CHOCOLAT	
COFFEE	OTHER	200			200	AUTRE	CAFÉ	
TEA	OTHER	150			150	AUTRE	THÉ	
SPICES	OTHER	10			10	AUTRE	ÉPICES	
ALUMINIUM	PANAM	451			451	PANAM	ALUMINIUM	
PERSONAL, HSEHOLD GOODS	OTHER	4			4	AUTRE	ART. PERS. ET MENAGERS	
COUNTRY/REGION TOTAL		879*	696*	*	1,575*		TOTAL DE PAYS/REGION	
<b>KENYA</b>							<b>KENYA</b>	
CORN MEAL AND FLOUR	NETH			3	3	P. BAS	SEMOLLE, FARINE DE MAIS	
WHEAT FLOUR	NETH			48	48	P. BAS	FARINE DE BLE	
NUTS, EXC. OIL NUTS NES	U K	22	135		157	R U	NOIX, SAUF OLEAG. NDA	
	NETH			10	10	P. BAS		
COMMODITY TOTAL	NORW	163	56		219	NORV		
VEGETABLES, DRIED	U K	185	191	10	386	R U	TOTAL DE MARCHANDISE	
	NORW	34			34	NORV	LEGUMES, SECS	
COMMODITY TOTAL		35			35		TOTAL DE MARCHANDISE	
VEGETABLE PREP. NES	U K	69			69	R U	PREP. DE LEGUMES NDA	
COFFEE	U K	17	88		1,702	R U	CAFÉ	
	NETH	1,614		497	497	P. BAS		
COMMODITY TOTAL	NORW	783	100		883	NORV	TOTAL DE MARCHANDISE	
TEA	U K	2,397	188	497	3,082	R U	THÉ	
	NETH	1,072	165		1,237	P. BAS		
COMMODITY TOTAL	NORW	2,988	352	96	3,340	NORV	TOTAL DE MARCHANDISE	
SPICES	U S A	64			64	E-U	ÉPICES	
MISC. FOOD PREP. NES	NETH	4,124	517	96	4,737	R U	DIV. PREP. ALIM. NDA	
	U K			1	1	P. BAS		
COMMODITY TOTAL	NORW		173		173	R U	TOTAL DE MARCHANDISE	
CRUDE VEG. PROD. NES			2		2	NORV	PR. BRUTS ORIG. VEG. NDA	
WOOD FAB. MATERIALS	NORW	11	40		11	NORV	DEMI-PRODUITS EN BOIS	
WET MACHINE BOARD	NORW		6		6	NORV	CARTON EN PÂTE PRESSE	
CORDAGE, TWINE, ROPE	U K		293		293	R U	CORDAGE, FICELLE, CORDE	
	NETH			17	17	P. BAS		
COMMODITY TOTAL	NORW	80			80	NORV	TOTAL DE MARCHANDISE	
JUTE WOVEN FABRICS	U K	80	293	17	390	R U	TISSUS DE JUTE	
	NORW	5	14		14	NORV		
COMMODITY TOTAL		5	14		19		TOTAL DE MARCHANDISE	
TEXTILE FAB. MTL NES	NETH			25	25	P. BAS	OUVR. EN MAT. TEXT. NDA	
MACHINERY NES	U K		4		4	R U	MACHINES NDA	
EQUIPMENT MISC.	NORW	9			9	NORV	MATÉRIEL DIVERS	
PERSONAL, HSEHOLD GOODS	U K	7	15		22	R U	ART. PERS. ET MENAGERS	
	NORW	27	36		63	NORV		
COMMODITY TOTAL		34	51		85		TOTAL DE MARCHANDISE	
MISC. END PRODUCTS NES	U K	6	1		7	R U	PRODUITS FINIS DIV. NDA	
GENERAL CARGO	NORW		50		50	NORV	MARCHANDISES DIVERSES	
CONTAINERIZED FREIGHT	NORW	77			77	NORV	FRET CONTENEUREUSE	
COUNTRY/REGION TOTAL		7,014*	1,530*	697*	9,241*		TOTAL DE PAYS/REGION	

TABLE 2A. COMMODITIES UNLOADED FROM FOREIGN COUNTRIES BY COUNTRY OF ORIGIN, REGISTRY OF VESSEL AND CANADIAN REGION - 1977

TABLÉAU 2A. MARCHANDISES DÉCHARGÉES EN PROVENANCE DE PAYS ÉTRANGERS SELON LE PAYS D'ORIGINE, L'IMMATRICULATION DU NAVIRE ET LA RÉGION DU CANADA - 1977

SHORT TONS - TONNES COURTES							
COUNTRY OF ORIGIN AND KIND OF CARGO	REGISTRY OF VESSEL	ATLANTIC ATLANTIQUE	GREAT LAKES GRANDS LACS	PACIFIC PACIFIQUE	TOTAL TOTAL	IMMATRIC. DU NAVIRE	PAYS D'ORIGINE ET MARCHANDISE
<b>MAURITIUS-DEP.</b>							
RAW SUGAR	GREEK	16,437	16,464		32,901	GREGQ	MAURICE ET DEP
ORES AND CONC.NES	LIBER	53			53	LIBER	SUCRE BRUT
PERSONAL,HOUSEHOLD GOODS	U K		1		1	R U	MINERAIS ET CONC.NDA ART.PERS.ET MENAGERS
<b>COUNTRY/REGION TOTAL</b>		<b>16,490*</b>	<b>16,465*</b>	<b>*</b>	<b>32,955*</b>		<b>TOTAL DE PAYS/REGION</b>
<b>SOUTH AFRICA</b>							<b>AFRIQUE DU SUD</b>
FISH, FRESH OR FROZEN	NORW	20			20	NORV	POISSON, FRAIS OU CONG.
CHEESE	U S A	100	20		120	E-U	FROMAGE
APPLES	U K	1,434			1,434	R U	POMMES
	SWEDN	3,598			3,598	SUEDE	
<b>COMMODITY TOTAL</b>		<b>5,032</b>			<b>5,032</b>		<b>TOTAL DE MARCHANDISE</b>
FRESH FRUITS, BERRIES	U K	110			110	R U	FRUITS, BAIES FRAIS
	NORW	7,875	76		7,951	NORV	
<b>COMMODITY TOTAL</b>		<b>7,985</b>	<b>76</b>		<b>8,061</b>		<b>TOTAL DE MARCHANDISE</b>
DRIED FRUITS	U K	15			15	R U	FRUITS SECS
	NORW	19	11		30	NORV	
<b>COMMODITY TOTAL</b>		<b>34</b>	<b>11</b>		<b>45</b>		<b>TOTAL DE MARCHANDISE</b>
FRUIT JUICES	U K		78		78	R U	JUS DE FRUIT
	NORW	303	672		975	NORV	
<b>COMMODITY TOTAL</b>		<b>303</b>	<b>750</b>		<b>1,053</b>		<b>TOTAL DE MARCHANDISE</b>
FRUIT, PRES. NOT CANNED	NETH			59	59	P.BAS	CONS. FRUITS NON BOITE
	NORW	21			21	NORV	
<b>COMMODITY TOTAL</b>		<b>21</b>		<b>59</b>	<b>80</b>		<b>TOTAL DE MARCHANDISE</b>
FRUITS, PREP. CANNED	U K	417	32		449	R U	FRUITS PREP. EN BOITE
	NETH			18	18	P.BAS	
	NORW	1,351	414		1,765	NORV	
<b>COMMODITY TOTAL</b>		<b>1,768</b>	<b>446</b>	<b>18</b>	<b>2,232</b>		<b>TOTAL DE MARCHANDISE</b>
NUTS, EXC. OIL NUTS NES	NORW		11		11	NORV	NOIX, SAUF OLEAG.NDA
VEGETABLES, FRESH	U K	234			234	R U	LEGUMES, FRAIS
	NORW	121			121	NORV	
<b>COMMODITY TOTAL</b>		<b>355</b>			<b>355</b>		<b>TOTAL DE MARCHANDISE</b>
VEGETABLES, DRIED	NETH			17	17	P.BAS	LEGUMES, SECS
VEGETABLE PREP.NES	U K	108	6		114	R U	PREP. DE LEGUMES NDA
	NORW	311			311	NORV	
	U S A	7			7	E-U	
<b>COMMODITY TOTAL</b>		<b>426</b>	<b>6</b>		<b>432</b>		<b>TOTAL DE MARCHANDISE</b>
RAW SUGAR	GREEK	133,052	81,032		214,084	GREGQ	SUCRE BRUT
	NORW	44,989			44,989	NORV	
	LIBER	37,209	33,666		70,875	LIBER	
	PANAM	17,309			17,309	PANAM	
	OTHER	7,419	5,510		12,929	AUTRE	
<b>COMMODITY TOTAL</b>		<b>239,978</b>	<b>120,208</b>		<b>360,186</b>		<b>TOTAL DE MARCHANDISE</b>
SUGAR PREPARATIONS	U K	16	5		21	R U	PREP. A BASE DE SUCRE
	NORW	81	14		95	NORV	
<b>COMMODITY TOTAL</b>		<b>97</b>	<b>19</b>		<b>116</b>		<b>TOTAL DE MARCHANDISE</b>
TEA	U K	2			2	R U	THE
	NETH			4	4	P.BAS	
	NORW	6			6	NORV	
<b>COMMODITY TOTAL</b>		<b>8</b>		<b>4</b>	<b>12</b>		<b>TOTAL DE MARCHANDISE</b>
SPICES	NORW	28			28	NORV	EPICES
MISC.FOOD PREP.NES	U K	21			21	R U	DIV.PREP.ALIM.NDA
	NORW	19			19	NORV	
<b>COMMODITY TOTAL</b>		<b>40</b>			<b>40</b>		<b>TOTAL DE MARCHANDISE</b>
WINES	U K	57	182		239	R U	VINS
	NETH			275	275	P.BAS	
	NORW	152	996		1,148	NORV	
<b>COMMODITY TOTAL</b>		<b>209</b>	<b>1,178</b>	<b>275</b>	<b>1,662</b>		<b>TOTAL DE MARCHANDISE</b>
DIST.ALCOHOLIC BEV.	U K	292			292	R U	BOISS.ALCOOL.DIST.
	NETH			62	62	P.BAS	
	NORW	508			508	NORV	
<b>COMMODITY TOTAL</b>		<b>800</b>		<b>62</b>	<b>862</b>		<b>TOTAL DE MARCHANDISE</b>
TOBACCO NES	NORW	10			10	NORV	TABACS NDA
CRUDE VEG.PROD.NES	NORW		72		72	NORV	PR.BRUTS ORIG.VEG.NDA
WOOL AND ANIMAL HAIR	U K	18	49		67	R U	LAIN.E, POILS ANIMAL
	NETH			2	2	P.BAS	
	NORW	169	292		461	NORV	
<b>COMMODITY TOTAL</b>		<b>187</b>	<b>341</b>	<b>2</b>	<b>530</b>		<b>TOTAL DE MARCHANDISE</b>
MANGANESE ORE	GREEK	28,451	2,540		30,991	GREGQ	MINERAI DE MANGANESE
NICKEL-COPPER ORE	NETH			25	25	P.BAS	MINER. DE CUIVRE-NICKEL
	NORW	151			151	NORV	
<b>COMMODITY TOTAL</b>		<b>151</b>	<b>292</b>	<b>25</b>	<b>461</b>		<b>TOTAL DE MARCHANDISE</b>
ORES AND CONC.NES	NORW	3,150	3,307		6,457	NORV	MINERAIS ET CONC.NDA
	LIBER	2,205			2,205	LIBER	
<b>COMMODITY TOTAL</b>		<b>5,355</b>	<b>3,307</b>		<b>8,662</b>		<b>TOTAL DE MARCHANDISE</b>
ASBESTOS	U K	222			222	R U	AMIANTE
	NORW	2,327			2,327	NORV	
<b>COMMODITY TOTAL</b>		<b>2,549</b>			<b>2,549</b>		<b>TOTAL DE MARCHANDISE</b>
STONE, CRUDE NES	U K	841			841	R U	PIERRE BRUTE NDA
	GREEK	4,239			4,239	GREGQ	
	NORW	103			103	NORV	
	LIBER	2,326			2,326	LIBER	
	PANAM	4,458			4,458	PANAM	
	OTHER	1,490			1,490	AUTRE	
<b>COMMODITY TOTAL</b>		<b>13,457</b>			<b>13,457</b>		<b>TOTAL DE MARCHANDISE</b>



TABLE 2A. COMMODITIES UNLOADED FROM FOREIGN COUNTRIES BY COUNTRY OF ORIGIN, REGISTRY OF VESSEL AND CANADIAN REGION - 1977

TABLEAU 2A. MARCHANDISES DECHARGEES EN PROVENANCE DE PAYS ETRANGERS SELON LE PAYS D'ORIGINE, L'IMMATRICULATION DU NAVIRE ET LA REGION DU CANADA - 1977

SHORT TONS - TONNES COURTES

COUNTRY OF ORIGIN AND KIND OF CARGO	REGISTRY OF VESSEL	ATLANTIC ATLANTIQUE	GREAT LAKES GRANDS LACS	PACIFIC PACIFIQUE	TOTAL TOTAL	IMMATRIC. DU NAVIRE	PAYS D'ORIGINE ET MARCHANDISE
<b>SOUTH AFRICA CONT.</b>							<b>AFRIQUE DU SUD SUITE</b>
FLUORSPAR	GREEK	8,486			8,486	GRECO	SPATH FLUOR
WASTE AND SCRAP NES	NORV	6			6	NORV	DECHETS ET REBUTS NDA
VENEER, PLYWOOD	NORV	10	5		15	NORV	PLACAGES, CONTRE-PLAQUE
PULP	U K		2,213		2,213	R U	PATE
	NORV	179	8,269		8,448	NORV	
COMMODITY TOTAL		179	10,482		10,661		TOTAL DE MARCHANDISE
PAPERBOARD	NORV		7		7	NORV	CARTON
CORDAGE, TWINE, ROPE	U K	12			12	R U	CORDAGE, FICELLE, CORDE
	NORV	206			206	NORV	
COMMODITY TOTAL		218			218		TOTAL DE MARCHANDISE
TEXTILE FAB. MTL NES	U K	4			4	R U	OUVR. EN MAT. TEXT. NDA
	NORV	19	67		86	NORV	
COMMODITY TOTAL		23	67		90		TOTAL DE MARCHANDISE
OILS, FATS, WAXES NES	U K	19	230		249	R U	HUIL. MAT. GRAS, CIPE NDA
	NETH			29	29	P. BAS	
	NORV	169	732		901	NORV	
COMMODITY TOTAL		188	962	29	1,179		TOTAL DE MARCHANDISE
METALLIC SALTS	U K	18			18	R U	SELS METALLIQUES
	NORV	127			127	NORV	
COMMODITY TOTAL		145			145		TOTAL DE MARCHANDISE
INORGANIC CHEMS. NES	U K		200		200	R U	PROD. CHIM. INORG. NDA
	NORV	162	593		755	NORV	
COMMODITY TOTAL		162	793		955		TOTAL DE MARCHANDISE
ORGANIC CHEMICALS NES	U K	53			53	R U	PROD. CHIM. ORGAN. NDA
CHEM. SPECIALTIES NES	U K	172			172	R U	PROD. CHIM. SPECIAUX NDA
	NORV	105	141		246	NORV	
COMMODITY TOTAL		277	141		418		TOTAL DE MARCHANDISE
FERRO-ALLOYS	U K		6		6	R U	FERRO-ALLIAGES
	NORV	1,059	1,084		2,143	NORV	
	LITBER	6,115			6,115	LITBER	
	U S A		1,059		1,059	E-U	
COMMODITY TOTAL		7,174	2,149		9,323		TOTAL DE MARCHANDISE
PRIMARY IRON, STEEL NES	NORV	1,164			1,164	NORV	FER. ACIER PRIM. NDA
BARBS AND RODS, STEEL	U K	43			43	R U	BARRES ET TIGES ACIER
	NETH			54	54	P. BAS	
	NORV	207	9		216	NORV	
	PANAM	315			315	PANAM	
COMMODITY TOTAL		565	9	54	628		TOTAL DE MARCHANDISE
PLATE & SHEET STEEL	U K	553	187		740	R U	TOLES, FEUILLES ACIER
	GREEK			1,913	1,913	GRECO	
	NETH			292	292	P. BAS	
	NORV	1,090	314		1,404	NORV	
COMMODITY TOTAL		1,643	501	2,205	4,349		TOTAL DE MARCHANDISE
STRUCTURAL SHAPES	NETH			198	198	P. BAS	PROFILES DE CONSTRUCT.
	NORV	1,299	159		1,458	NORV	
	PANAM	6,019			6,019	PANAM	
COMMODITY TOTAL		7,318	159	198	7,675		TOTAL DE MARCHANDISE
WIRE	U K	351	115		466	R U	FIL METALLIQUE
	NORV		13		13	NORV	
	PANAM	113			113	PANAM	
	U S A	19			19	E-U	
COMMODITY TOTAL		483	128		611		TOTAL DE MARCHANDISE
COPPER AND ALLOYS	NORV		54		54	NORV	CUIVRE ET ALLIAGES
NICKEL AND ALLOYS	GREEK		185		185	GRECO	NICKEL ET ALLIAGES
NON-FERROUS METALS NES	NORV	1,292	27		1,319	NORV	MET. NON-FERREUX NDA
METAL FAB. BASIC PROD.	U K	10	28		38	R U	OUVR. DE BASE EN METAL
	NORV	139	132		271	NORV	
COMMODITY TOTAL		149	160		309		TOTAL DE MARCHANDISE
BRICKS, TILES NES	U K	11			11	R U	BRIQUES, TILES NDA
	NORV	20			20	NORV	
COMMODITY TOTAL		31			31		TOTAL DE MARCHANDISE
GLASS BASIC PRODUCTS	NETH			27	27	P. BAS	OUVR. DE BASE EN VERRE
	NORV	10			10	NORV	
COMMODITY TOTAL		10		27	37		TOTAL DE MARCHANDISE
ASBESTOS BASIC PROD.	NORV	80			80	NORV	OUVR. DE BASE AMIANTE
NON-MET. MIN. BASIC PROD.	NETH			8	8	P. BAS	PRDD. MIN. NON-MET. BASE
	NORV	20	8		28	NORV	
COMMODITY TOTAL		20	8	8	36		TOTAL DE MARCHANDISE
MACHINERY NES	U K	23	1		24	R U	MACHINES NDA
	NETH			642	642	P. BAS	
	NORV		92		92	NORV	
COMMODITY TOTAL		23	93	642	758		TOTAL DE MARCHANDISE
RAILWAY ROLLING STOCK	NORV		18		18	NORV	MAT. ROUL. DE CH. DE FER
PASS. AUTOS AND CHASSIS	U K		5		5	R U	VOITURES PART., CHASSIS
	NORV	6	3		9	NORV	
COMMODITY TOTAL		6	8		14		TOTAL DE MARCHANDISE
MOTOR VEHICLE ENGINES	U K		2		2	R U	MOTEURS DE VEH. AUTOM.
	NORV	609	57		666	NORV	
COMMODITY TOTAL		609	59		668		TOTAL DE MARCHANDISE
SHIPS, AIRCRAFT, MIS. VEH	NETH			7	7	P. BAS	NAVIRES, AVIONS, VEH. MIS.
EQUIPMENT MISC.	U K	11	1		12	R U	MATERIEL DIVERSE
	NETH			10	10	P. BAS	
	NORV	133	15		148	NORV	
	U S A		2		2	E-U	
COMMODITY TOTAL		144	18	10	172		TOTAL DE MARCHANDISE
PERSONAL, HOUSEHOLD GOODS	U K	83	34		117	R U	ART. PERS. ET MENAGERS

TABLE 2A. COMMODITIES UNLOADED FROM FOREIGN COUNTRIES BY COUNTRY OF ORIGIN, REGISTRY OF VESSEL AND CANADIAN REGION - 1977

TABLEAU 2A. MARCHANDISES DECHARGEES EN PROVENANCE DE PAYS ETRANGERS SELON LE PAYS D'ORIGINE, L'IMMATRICULATION DU NAVIRE ET LA REGION DU CANADA - 1977

		SHORT TONS - TONNES COURTES							
COUNTRY OF ORIGIN AND KIND OF CARGO	REGISTRY OF VESSEL	ATLANTIC ATLANTIQUE	GREAT LAKES GRANDS LACS	PACIFIC PACIFIQUE	TOTAL TOTAL	IMMATRIC. DU NAVIRE	PAYS D'ORIGINE ET MARCHANDISE		
<b>SOUTH AFRICA CONT.</b>								<b>AFRIQUE DU SUD SUITE</b>	
	NETH			16	16	P. BAS			
	NORW	262	101		363	NORV			
COMMODITY TOTAL		345	135	16	496		TOTAL DE MARCHANDISE		
CONTAINERS, CLOSURES	NORW	1			1	NOPV	CONTENEURS, FERMETURES		
MISC. END PRODUCTS NES	U K	37			37	R U	PRODUITS FINIS DIV. NDA		
	NETH			7	7	P. BAS			
	NORW	69	2		71	NORV			
COMMODITY TOTAL		106	2	7	115		TOTAL DE MARCHANDISE		
GENERAL CARGO	U K	20	2		20	R U	MARCHANDISES DIVERSES		
	NORW	12	85		97	NORV			
COMMODITY TOTAL		32	85		117		TOTAL DE MARCHANDISE		
CONTAINERIZED FREIGHT	U K		1,703		1,703	R U	FRET CONTENEURESE		
	NETH			223	223	P. BAS			
	NORW	2,398	3,484		5,882	NORV			
	U S A		23		23	E-U			
COMMODITY TOTAL		2,398	5,210	223	7,831		TOTAL DE MARCHANDISE		
COUNTRY/REGION TOTAL		340,704*	150,450*	3,888*	495,042*		TOTAL DE PAYS/REGION		
<b>SIERRA LECNE</b>								<b>SIERRA LEONE</b>	
ALUMINA, BAUXITE ORES	U K	163,083			163,083	R U	MINERAIS ALUMINE, BAUX.		
	NORW	122,350			122,350	NORV			
	OTHER	81,948			81,948	AUTRE			
COMMODITY TOTAL		367,381			367,381		TOTAL DE MARCHANDISE		
PERSONAL, HSEHOLD GOODS	DENMK	1			1	DANMK	ART. PERS. ET MENAGERS		
COUNTRY/REGION TOTAL		367,382*	*	*	367,382*		TOTAL DE PAYS/REGION		
<b>TANZANIA</b>								<b>TANZANIE</b>	
AUTS. EXC. OIL SEEDS NES	NORW	75	69		144	NORV	NOIX, SAUF OLEAG. NDA		
COFFEE	U S	202			202	R U	CAFE		
	NETH			62	62	P. BAS			
	NORW	711			711	NORV			
	U S A	85			85	E-U			
COMMODITY TOTAL		998		62	1,060		TOTAL DE MARCHANDISE		
TEA	U K	84			84	P U	THE		
	NORW	485	1		486	NORV			
COMMODITY TOTAL		569	1		570		TOTAL DE MARCHANDISE		
TEXTILE FIBRES NES	U K	14	16		30	R U	FIBRES TEXTILES NDA		
	NORW	488	201		689	NORV			
COMMODITY TOTAL		502	217		719		TOTAL DE MARCHANDISE		
CORDAGE, TWINE, ROPE	NETH			1,892	1,892	P. BAS	CORDAGE, FICELLE, CORDE		
	NORW	1,629	420		2,049	NORV			
COMMODITY TOTAL		1,629	420	1,892	3,941		TOTAL DE MARCHANDISE		
TEXTILE FAB. MTL NES	NETH			50	50	P. BAS	OUVR. EN MAT. TEXT. NDA		
CHEM. SPECIALTIES NES	NORW		3		3	NORV	PROD. CHIM. SPECIAUX NDA		
MACHINERY NES	NORW	406			406	NORV	MACHINES NDA		
EQUIPMENT MISC.	NORW		2		2	NORV	MATERIEL DIVERS		
PERSONAL, HSEHOLD GOODS	U K		2		2	R U	ART. PERS. ET MENAGERS		
	NORW	7	2		9	NORV			
COMMODITY TOTAL		7	4		11		TOTAL DE MARCHANDISE		
MISC. END PRODUCTS NES	NORW		6		6	NORV	PRODUITS FINIS DIV. NDA		
GENERAL CARGO	NETH			1	1	P. BAS	MARCHANDISES DIVERSES		
	NORW		107		107	NORV			
COMMODITY TOTAL			107	1	108		TOTAL DE MARCHANDISE		
COUNTRY/REGION TOTAL		4,186*	829*	2,005*	7,020*		TOTAL DE PAYS/REGION		
<b>ALGERIA</b>								<b>ALGERIE</b>	
NON-ALCOHOLIC BEVERAGE	OTHER	1			1	AUTRE	BOISSONS NON-ALCOOLIQ.		
DIST. ALCOHOLIC BEV.	OTHER	4			4	AUTRE	BOISS. ALCOOL. DIST.		
CRUDE PETROLEUM	LIBER	139,679			139,679	LIBER	PETROLE BRUT		
	OTHER	180,011			180,011	AUTRE			
COMMODITY TOTAL		319,690			319,690		TOTAL DE MARCHANDISE		
PERSONAL, HSEHOLD GOODS	OTHER	1			1	AUTRE	ART. PERS. ET MENAGERS		
COUNTRY/REGION TOTAL		319,696*	*	*	319,696*		TOTAL DE PAYS/REGION		
<b>CAMEROON</b>								<b>CAMEROUN</b>	
VENEER, PLYWOOD	PANAM	46			46	PANAM	PLACAGES, CONTRE-PLAQ.		
COUNTRY/REGION TOTAL		46*	*	*	46*		TOTAL DE PAYS/REGION		
<b>ZAIRE</b>								<b>ZAIRE</b>	
COFFEE	DENMK	181			181	DANMK	CAFE		
	OTHER	86			86	AUTRE			
COMMODITY TOTAL		267			267		TOTAL DE MARCHANDISE		
LUMBER AND TIMBER	NORW	42			42	NORV	BOIS D'OEUVRE ET CHARP.		
	OTHER	110			110	AUTRE			
COMMODITY TOTAL		152			152		TOTAL DE MARCHANDISE		
VENEER, PLYWOOD	LIBER	89			89	LIBER	PLACAGES, CONTRE-PLAQ.		

TABLE 24. COMMODITIES UNLOADED FROM FOREIGN COUNTRIES BY COUNTRY OF ORIGIN, REGISTRY OF VESSEL AND CANADIAN REGION - 1977

TABLÉAU 24. MARCHANDISES DÉCHARGÉES EN PROVENANCE DE PAYS ÉTRANGERS SELON LE PAYS D'ORIGINE, L'IMMATRICULATION DU NAVIRE ET LA RÉGION DU CANADA - 1977

SHORT TONS - TONNES COURTES								
COUNTRY OF ORIGIN AND KIND OF CARGO	REGISTRY OF VESSEL	ATLANTIC ATLANTIQUE	GREAT LAKES GRANDS LACS	PACIFIC PACIFIQUE	TOTAL TOTAL	IMMATRIC. DU NAVIRE	PAYS D'ORIGINE ET MARCHANDISE	
ZAIRE CONT. PERSONAL, HOUSEHOLD GOODS CONTAINERIZED FREIGHT	OTHER	4			4	AUTRE	ZAIRE ART. PERS. ET MENAGERS	
	OTHER	17			17	AUTRE	FRET CONTENEURESE	
<b>COUNTRY/REGION TOTAL</b>		<b>529*</b>	<b>*</b>	<b>*</b>	<b>529*</b>		<b>TOTAL DE PAYS/REGION</b>	
FR. AFRICA NES COFFEE MANGANESE ORE	NETH			91	91	P. BAS	AFRIQUE FR. NDA CAFE	
	LIBER	88,418			88,418	LIBER	MINERAI DE MANGANESE	
<b>COUNTRY/REGION TOTAL</b>		<b>88,418*</b>	<b>*</b>	<b>91*</b>	<b>88,509*</b>		<b>TOTAL DE PAYS/REGION</b>	
GABON CRUDE PETROLEUM	OTHER	135,404			135,404	AUTRE	GABON PETROLE BRUT	
<b>COUNTRY/REGION TOTAL</b>		<b>135,404*</b>	<b>*</b>	<b>*</b>	<b>135,404*</b>		<b>TOTAL DE PAYS/REGION</b>	
GUINEA ALUMINA, BAUXITE ORES	U K	150,030			150,030	R U	GUINEE MINERAIS ALUMINE, BAUX.	
	DENMK	59,381			59,381	DANMK		
	GREEK	379,303			379,303	GRECQ		
	NETH		10,160		10,160	P. BAS		
	NORW	105,083			105,083	NORV		
	SWEDN	124,175			124,175	SUEDE		
	LIBER	337,438			337,438	LIBER		
	JAPAN	6,032			6,032	JAPON		
	OTHER	373,569			373,569	AUTRE		
	<b>COMMODITY TOTAL</b>		<b>1,535,011</b>	<b>10,160</b>		<b>1,545,171</b>		<b>TOTAL DE MARCHANDISE</b>
<b>COUNTRY/REGION TOTAL</b>		<b>1,535,011*</b>	<b>10,160*</b>	<b>*</b>	<b>1,545,171*</b>		<b>TOTAL DE PAYS/REGION</b>	
IVORY COAST FISH, FRESH OR FROZEN COCOA AND CHOCCLATE	OTHER	1,226			1,226	AUTRE	COTE-D'IVOIRE POISSON, FRAIS OU CONG.	
	LIBER	113			113	LIBER	CACAO ET CHOCCLAT	
	OTHER	24			24	AUTRE		
<b>COMMODITY TOTAL</b>		<b>137</b>			<b>137</b>		<b>TOTAL DE MARCHANDISE</b>	
COFFEE	DENMK	282			282	DANMK	CAFE	
	PANAM	452			452	PANAM		
	OTHER	900			900	AUTRE		
<b>COMMODITY TOTAL</b>		<b>1,634</b>			<b>1,634</b>		<b>TOTAL DE MARCHANDISE</b>	
LUMBER AND TIMBER	NORW	14			14	NORV	BOIS D'OEUVRE ET CHARP.	
	LIBER	103			103	LIBER		
	PANAM	123			123	PANAM		
	OTHER	316			316	AUTRE		
<b>COMMODITY TOTAL</b>		<b>556</b>			<b>556</b>		<b>TOTAL DE MARCHANDISE</b>	
VENEER, PLYWOOD	DENMK	421			421	DANMK	PLACAGES, CONTRE-PLAQ.	
	NORW	828			828	NORV		
	LIBER	509			509	LIBER		
	PANAM	478			478	PANAM		
	OTHER	852			852	AUTRE		
<b>COMMODITY TOTAL</b>		<b>3,088</b>			<b>3,088</b>		<b>TOTAL DE MARCHANDISE</b>	
PERSONAL, HOUSEHOLD GOODS CONTAINERIZED FREIGHT	OTHER	10			10	AUTRE	ART. PERS. ET MENAGERS	
	NORW	20			20	NORV	FRET CONTENEURESE	
	OTHER	20			20	AUTRE		
<b>COMMODITY TOTAL</b>		<b>40</b>			<b>40</b>		<b>TOTAL DE MARCHANDISE</b>	
<b>COUNTRY/REGION TOTAL</b>		<b>6,691*</b>	<b>*</b>	<b>*</b>	<b>6,691*</b>		<b>TOTAL DE PAYS/REGION</b>	
LIBERIA COFFEE RUBBER, ALLIED GUMS, NAT	U K	334			334	R U	LIBERIA CAFE	
	U K	225			225	R U	CAOUTCHOUC GOMMES NAT.	
	DENMK	338			338	DANMK		
	LIBER	562			562	LIBER		
	OTHER	785			785	AUTRE		
	<b>COMMODITY TOTAL</b>		<b>1,910</b>			<b>1,910</b>		<b>TOTAL DE MARCHANDISE</b>
	CRUDE VEG. PROD. NES IRON ORE AND CONC	LIBER	20			20	LIBER	PR. BRUTS ORIG. VEG. NDA
		NORW	57,108			57,108	NORV	MINERAI, CONC. DE FER
		LIBER	120,882			120,882	LIBER	
		OTHER	56,537			56,537	AUTRE	
<b>COMMODITY TOTAL</b>		<b>234,527</b>			<b>234,527</b>		<b>TOTAL DE MARCHANDISE</b>	
EXPLOS., FUSES, CAPS	OTHER	10			10	AUTRE	EXPLOS., AMORCES, DET.	
	OTHER	80			80	AUTRE	MACHINES NDA	
PERSONAL, HOUSEHOLD GOODS	DENMK	2			2	DANMK	ART. PERS. ET MENAGERS	
	OTHER	20			20	AUTRE		
<b>COMMODITY TOTAL</b>		<b>22</b>			<b>22</b>		<b>TOTAL DE MARCHANDISE</b>	
CONTAINERS, CLOSURES	DENMK	3			3	DANMK	CONTENEURS, FERMETURES	
<b>COUNTRY/REGION TOTAL</b>		<b>236,906*</b>	<b>*</b>	<b>*</b>	<b>236,906*</b>		<b>TOTAL DE PAYS/REGION</b>	
MOROCCO FRESH FRUITS, BERRIES	OTHER	3,000			3,000	AUTRE	MAROC FRUITS, BATES FRAIS	



TABLE ZA. COMMODITIES UNLOADED FROM FOREIGN COUNTRIES BY COUNTRY OF ORIGIN, REGISTRY OF VESSEL, AND CANADIAN REGION - 1977

TABLEAU ZA. MARCHANDISES DECHARGES EN PROVENANCE DE PAYS ETRANGERS SELON LE PAYS D'ORIGINE, L'IMMATRICULATION DU NAVIRE ET LA REGION DU CANADA - 1977

		SHORT TONS - TONNES COURTES					
COUNTRY OF ORIGIN AND KIND OF CARGO	REGISTRY OF VESSEL	ATLANTIC ATLANTIQUE	GREAT LAKES GRANDS LACS	PACIFIC PACIFIQUE	TOTAL TOTAL	IMMATIC. DU NAVIRE	PAYS D'ORIGINE ET MARCHANDISE
<b>MOROCCO</b>	<b>CONT.</b>						<b>MAROC</b>
PHOSPHATE ROCK	NORW PANAM	6,612		28,946	28,946	NORW PANAM	ROCHE PHOSPHATEE
COMMODITY TOTAL		6,612		28,946	35,558		TOTAL DE MARCHANDISE
COUNTRY/REGION TOTAL		9,612*	*	28,946*	38,558*		TOTAL DE PAYS/REGION
<b>MOZAMBIQUE</b>							<b>MOZAMBIQUE</b>
NUTS, EXC. OIL NUTS NES	U K NORW	30 3	68		98	R U NORW	NOIX, SAUF OLEAG. NDA
COMMODITY TOTAL		33	68		101		TOTAL DE MARCHANDISE
VEGETABLES, FRESH	U S A	20			20	E-U	LEGUMES, FRAIS
VEGETABLES, DRIED	U K U S A	17 17	28		28 17	R U E-U	LEGUMES, SECS
COMMODITY TOTAL		17	28		45		TOTAL DE MARCHANDISE
RAW SUGAR	GREEK OTHER		14,280 14,326		14,280 14,326	GREGO AUTRE	SUCRE BRUT
COMMODITY TOTAL			28,606		28,606		TOTAL DE MARCHANDISE
MOLASSES, CRUDE	OTHER	7,061			7,061	AUTRE	MELASSE, BRUTE
TEA	U K NORW U S A	138 71 53	5		143 71 53	R U NORW E-U	THE
COMMODITY TOTAL		262	5		267		TOTAL DE MARCHANDISE
MANGANESE ORE	U S A	122			122	E-U	MINERAL DE MANGANESE
ORES AND CONC. NES	U K U S A OTHER		340 970 5,660		340 970 5,660	R U E-U AUTRE	MINERAIS ET CONC. NDA
COMMODITY TOTAL			6,970		6,970		TOTAL DE MARCHANDISE
CRUDE NON-MET. MIN. NES	GREEK OTHER	4,849 5,000	1,462		6,311 5,000	GREGO AUTRE	MIN. NON-MET. BRUTS NDA
COMMODITY TOTAL		9,849	1,462		11,311		TOTAL DE MARCHANDISE
PAPER NES	U S A	123			123	E-U	PAPIER NDA
METALLIC SALTS	U S A	20			20	E-U	SELS METALLIQUES
FERRO-ALLOYS	GER		5,561		5,561	ALL	FERRO-ALLIAGES
STRUCTURAL SHAPES	GREEK		3,336		3,336	GREGO	PROFILES DE CONSTRUCT.
NON-FERROUS METALS NES	NORW U S A	61 1,095	922 2,284		983 3,379	NORW E-U	METAUX NON-FERREUX NDA
COMMODITY TOTAL		1,156	3,206		4,362		TOTAL DE MARCHANDISE
PASS. AUTOS AND CHASSIS	U K		3		3	R U	VOITURES PART., CHASSIS
CONTAINERS, CLOSURES	U S A	224			224	E-U	CONTENEURS, FERMETURES
MISC. END PRODUCTS NES	NORW		7		7	NORW	PRODUITS FINIS DIV. NDA
CONTAINERIZED FREIGHT	U S A		294		294	E-U	FRET CONTENEURESE
COUNTRY/REGION TOTAL		18,887*	49,546*	*	68,433*		TOTAL DE PAYS/REGION
<b>SENEGAL</b>							<b>SENEGAL</b>
FISH, FRESH OR FROZEN	GREEK OTHER	1,011 197			1,011 197	GREGO AUTRE	POISSON, FRAIS OU CONG.
COMMODITY TOTAL		1,208			1,208		TOTAL DE MARCHANDISE
COUNTRY/REGION TOTAL		1,208*	*	*	1,208*		TOTAL DE PAYS/REGION
<b>TOGO</b>							<b>TOGO</b>
PERSONAL, HOUSEHOLD GOODS	LIBER	9			9	LIBER	ART. PERS. ET MENAGERS
COUNTRY/REGION TOTAL		9*	*	*	9*		TOTAL DE PAYS/REGION
<b>SRI LANKA</b>							<b>SRI LANKA</b>
FRESH FRUITS, BERRIES	U K	2			2	R U	FRUITS, BATES FRAIS
FRUIT JUICES	U S A	2			2	E-U	JUS DE FRUIT
NUTS, EXC. OIL NUTS NES	U S A	8			8	E-U	NOIX, SAUF OLEAG. NDA
TEA	U K NETH NORW U S A OTHER	1,075 1,236 3,424 5,735			1,075 1,236 3,424 5,735	R U P. BAS NORW E-U AUTRE	THE
COMMODITY TOTAL							TOTAL DE MARCHANDISE
SPICES	U K NORW U S A OTHER	26 11 152 189			26 6 153 196	R U NORW E-U AUTRE	EPICES
COMMODITY TOTAL							TOTAL DE MARCHANDISE
SEEDS FOR SOWING NES	OTHER	2			2	AUTRE	GRAINES DE SEMENCE NDA
RUBBER, ALLIED GUMS, NAT	U K U S A OTHER	98 171 118	162		260 171 171	R U E-U AUTRE	CAOUTCHOUC GOMMES NAT.
COMMODITY TOTAL		387	215		602		TOTAL DE MARCHANDISE
TEXTILE FIBRES NES	U K U S A OTHER	479 594 1,915			479 594 1,915	R U E-U AUTRE	FIBRES TEXTILES NDA
COMMODITY TOTAL		2,988			2,988		TOTAL DE MARCHANDISE
RUBBER FAB. MATERIALS	OTHER		12		12	AUTRE	DEMI-PROD. CAOUTCHOUC
WOOD FAB. MATERIALS	U S A	226			226	E-U	DEMI-PRODUITS EN BOIS

TABLE 2A. COMMODITIES UNLOADED FROM FOREIGN COUNTRIES BY COUNTRY OF ORIGIN, REGISTRY OF VESSEL AND CANADIAN REGION - 1977

TABLEAU 2A. MARCHANDISES DECHARGÉES EN PROVENANCE DE PAYS ÉTRANGERS SELON LE PAYS D'ORIGINE, L'IMMATRICULATION DU NAVIRE ET LA RÉGION DU CANADA - 1977

		SHORT TONS - TONNES COURTES						
COUNTRY OF ORIGIN AND KIND OF CARGO	REGISTRY OF VESSEL	ATLANTIC ATLANTIQUE	GREAT LAKES GRANOS LACS	PACIFIC PACIFIQUE	TOTAL TOTAL	IMMATIC. DU NAVIRE	PAYS D'ORIGINE ET MARCHANDISE	
<b>SRI LANKA</b>	<b>CONT.</b>						<b>SRI LANKA</b>	
	OTHER	339			339	AUTRE	<b>SUITE</b>	
COMMODITY TOTAL		565			565		TOTAL DE MARCHANDISE	
JUTE WOVEN FABRICS	U S A	181			181	E-U	TISSUS DE JUTE	
	OTHER	2,380			2,380	AUTRE		
COMMODITY TOTAL		2,561			2,561		TOTAL DE MARCHANDISE	
TEXTILE FAB.MTL NES	U S A	1			1	E-U	OUVR.EN MAT.TEXT.NDA	
	OTHER	258			258	AUTRE		
COMMODITY TOTAL		259			259		TOTAL DE MARCHANDISE	
EQUIPMENT MISC.	NORW			3	3	NORV	MATERIEL DIVERS	
	U S A	179			179	E-U		
COMMODITY TOTAL		179		3	182		TOTAL DE MARCHANDISE	
PERSONAL,HOUSEHOLD GOODS	U K		3		3	R U	ART.PERS.FT MENAGERS	
	NETH			8	8	P.BAS		
	NORW			6	6	NORV		
	U S A	15			15	E-U		
	OTHER	895			895	AUTRE		
COMMODITY TOTAL		910	3	14	927		TOTAL DE MARCHANDISE	
GENERAL CARGO	OTHER	21			21	AUTRE	MARCHANDISES DIVERSES	
CONTAINERIZED FREIGHT	NETH			135	135	P.BAS	FRET CONTENEURESE	
	OTHER	33			33	AUTRE		
COMMODITY TOTAL		33		135	168		TOTAL DE MARCHANDISE	
COUNTRY/REGION TOTAL		13,861*	352*	772*	14,965*		TOTAL DE PAYS/REGION	
<b>HONG KONG</b>							<b>HONG-KONG</b>	
MEAT,FRESH OR FROZEN	U S A			1	1	E-U	VIANDE,FRAICHE / CONC.	
MEAT AND MEAT PREP.NES	U S A			16	16	E-U	VIANDES ET PREP.NDA	
SHELL FISH,NES	NORW			34	34	NORV	MOLLUSQUES CRUST.,NDA	
CEREALS UNMILLED,NES	OTHER			17	17	AUTRE	CEREALES NDN MOUL.,NDA	
CEREALS MILLED,NES	OTHER	1			1	AUTRE	CEREALES MOULUES,NDA	
BAKERY PROD.,INC.FROZEN	U S A			6	6	E-U	PROD.,BOUL.,PROD.,CONC.	
MACARONI,CEREAL PROD.	NORW	23			23	NORV	PATES ALIM.,PROD.CEREAL	
	PANAM	3			3	PANAM		
	OTHER			22	22	AUTRE		
COMMODITY TOTAL		26		22	48		TOTAL DE MARCHANDISE	
FRESH FRUITS,BERRIES	NORW			20	20	NORV	FRUITS, BAIES FRAIS	
FRUITS, PREP. CANNED	NORW			8	8	NORV	FRUITS PREP. EN BOITE	
	PANAM	19			19	PANAM		
COMMODITY TOTAL		19		8	27		TOTAL DE MARCHANDISE	
NUTS,EXC.OIL NUTS NES	U K	31			31	R U	NOIX, SAUF OLEAG.NDA	
	NORW	2			2	NORV		
	PANAM	15			15	PANAM		
COMMODITY TOTAL		48			48		TOTAL DE MARCHANDISE	
VEGETABLES, FRESH	DENMK			34	34	DANMK	LEGUMES, FRAIS	
	NORW	61			61	NORV		
COMMODITY TOTAL		61		34	95		TOTAL DE MARCHANDISE	
VEGETABLES, DRIED	NORW	12			12	NORV	LEGUMES, SECS	
VEGETABLE PREP.NES	U K	8			8	R U	PREP. DE LEGUMES NDA	
	DENMK			34	34	DANMK		
	NORW	5			5	NORV		
COMMODITY TOTAL		13		40	53		TOTAL DE MARCHANDISE	
SUGAR PREPARATIONS	NORW	28			28	NORV	PREP. A BASE DE SUCRE	
	PANAM	13			13	PANAM		
	OTHER	10			10	AUTRE		
COMMODITY TOTAL		51			51		TOTAL DE MARCHANDISE	
COCOA AND CHOCOLATE	PANAM	2			2	PANAM	CACAO ET CHOCOLAT	
COFFEE	PANAM	10			10	PANAM	CAFE	
TEA	U K	38			38	R U	THE	
	NORW	10			10	NORV		
	SWEDN	2			2	SUEDE		
	PANAM	7			7	PANAM		
	OTHER			7	7	AUTRE		
COMMODITY TOTAL		57		7	64		TOTAL DE MARCHANDISE	
SPICES	U K	8			8	R U	EPICES	
	NORW	10			10	NORV		
	SWEDN	6			6	SUEDE		
	PANAM	2			2	PANAM		
	U S A			17	17	E-U		
COMMODITY TOTAL		26		17	43		TOTAL DE MARCHANDISE	
MISC.FOOD PREP.NES	U K			619	619	R U	DIV.PREP.ALIM.NDA	
	DENMK			634	634	DANMK		
	GREEK			15	15	GRECO		
	NORW	127		659	786	NORV		
	SWEDN	6			6	SUEDE		
	PANAM	116			116	PANAM		
	U S A			568	568	E-U		
	OTHER	24			141	AUTRE		
COMMODITY TOTAL		273		2,636	2,909		TOTAL DE MARCHANDISE	
OIL SEEDS,NUTS NES	NORW	10			10	NORV	GRAINES,NOIX OLEAG.NDA	
CRUDE VEG.PROD.NES	U K			6	6	R U	PR.BRUTS ORIG.VEG.NDA	
	NORW	4			4	NORV		
	OTHER			3	3	AUTRE		
COMMODITY TOTAL		4		9	13		TOTAL DE MARCHANDISE	
TEXTILE FIBRES NES	OTHER			71	71	AUTRE	FIBRES TEXTILES NDA	
COTTON,TEXTILE WASTE	OTHER			214	214	AUTRE	DECHETS DE COTON,TEXT.	

TABLE 2A. COMMODITIES UNLOADED FROM FOREIGN COUNTRIES BY COUNTRY OF ORIGIN, REGISTRY OF VESSEL AND CANADIAN REGION - 1977

TABLEAU 2A. MARCHANDISES DECHARGÉES EN PROVENANCE DE PAYS ÉTRANGERS SELON LE PAYS D'ORIGINE, L'IMMATRICULATION

DU NAVIRE ET LA RÉGION DU CANADA - 1977

SHORT TONS - TONNES COURTES

COUNTRY OF ORIGIN AND KIND OF CARGO	REGISTRY OF VESSEL	ATLANTIC ATLANTIQUE	GREAT LAKES GRANDS LACS	PACIFIC PACIFIQUE	TOTAL TOTAL	IMMATIC. DU NAVIRE	PAYS D'ORIGINE ET MARCHANDISE
HONG KONG LEATHER	SWEDN OTHER	19			19	SUEDE AUTRE	HONG-KONG CUIR
COMMODITY TOTAL		19			19		SUITE
RUBBER FAB. MATERIALS	NORW	7			7	NORV	TOTAL DE MARCHANDISE
VENEER, PLYWOOD	OTHER		287	23	310	AUTRE	DEMI-PROD. CAOUTCHOUC
WOOD FAB. MATERIALS	NORW	21			21	NORV	PLACAGES, CONTRE-PLAQ.
	OTHER	3			3	AUTRE	DEMI-PRODUITS EN BOIS
COMMODITY TOTAL		24			24		TOTAL DE MARCHANDISE
PAPER NES	OTHER			4	4	AUTRE	PAPIER NDA
TEXTILE FAB. MTL NES	U K	6		123	129	R U	OUVR. EN MAT. TEXT. NDA
	DENMK			53	53	DANMK	
	GREEK			25	25	GRECQ	
	NORW	661		467	1,128	NORV	
	SWEDN	24			24	SUEDE	
	PANAM	344			344	PANAM	
	U S A			48	48	E-U	
	OTHER	21		10	31	AUTRE	
COMMODITY TOTAL		1,056		726	1,782		TOTAL DE MARCHANDISE
OILS, FATS, WAXES NES	NORW	3			3	NORV	HUIL. MAT. GRAS. CIRE NDA
	OTHER	1			1	AUTRE	
COMMODITY TOTAL		4			4		TOTAL DE MARCHANDISE
METALLIC SALTS	U K	110			110	R U	SELS METALLIQUES
INORGANIC CHEMS. NES	U K			22	22	R U	PROD. CHIM. INORG. NDA
	NORW	155			155	NORV	
	PANAM	210			210	PANAM	
COMMODITY TOTAL		365		22	387		TOTAL DE MARCHANDISE
ORGANIC CHEMICALS NES	U K			22	22	R U	PROD. CHIM. ORG. NDA
	PANAM	225			225	PANAM	
COMMODITY TOTAL		225		22	247		TOTAL DE MARCHANDISE
PLASTIC MATERIALS	U K			38	38	R U	MATIERES PLASTIQUES
	DENMK			12	12	DANMK	
	NORW	23		220	243	NORV	
	SWEDN	6			6	SUEDE	
	U S A			9	9	E-U	
	OTHER	6		16	22	AUTRE	
COMMODITY TOTAL		35		295	330		TOTAL DE MARCHANDISE
PLATE & SHEET STEEL	SWEDN	1			1	SUEDE	TOLES, FEUILLES D'ACIER
METAL FAB. BASIC PROD.	U K			8	8	R U	OUVR. DE BASE EN METAL
	NORW	55			55	NORV	
	SWEDN	6			6	SUEDE	
	OTHER			7	7	AUTRE	
COMMODITY TOTAL		61		15	76		TOTAL DE MARCHANDISE
NON-MET. MIN. BASIC PROD	U K			5	5	R U	PROD. MIN. NON-MET. BASE
	PANAM	2			2	PANAM	
COMMODITY TOTAL		2		5	7		TOTAL DE MARCHANDISE
MISC. FABRICATED PROD.	NORW	50			50	NORV	OUVRAGES DIVERS
	OTHER	3			3	AUTRE	
COMMODITY TOTAL		53			53		TOTAL DE MARCHANDISE
MACHINERY NES	U K			56	56	R U	MACHINES NDA
	DENMK			3	3	DANMK	
	OTHER			36	36	AUTRE	
COMMODITY TOTAL				95	95		TOTAL DE MARCHANDISE
SHIPS, AIRCRAFT, MIS. VEH	NORW			10	10	NORV	NAVIRES, AVIONS, VEH. DIV
	OTHER			5	5	AUTRE	
COMMODITY TOTAL				15	15		TOTAL DE MARCHANDISE
EQUIPMENT MISC.	U K			17	17	R U	MATERIEL DIVERS
	GREEK			10	10	GRECQ	
	NORW	124		123	247	NORV	
	SWEDN	22			22	SUEDE	
	U S A			7	7	E-U	
	OTHER	14		82	96	AUTRE	
COMMODITY TOTAL		160		239	399		TOTAL DE MARCHANDISE
PERSONAL, HOUSEHOLD GOODS	U K	132			132	R U	ART. PERS. ET MENAGERS
	DENMK			32	32	DANMK	
	GREEK			43	43	GRECQ	
	NORW	259		366	625	NORV	
	SWEDN	170			170	SUEDE	
	OTHER	25	3	338	366	AUTRE	
COMMODITY TOTAL		586	3	959	1,548		TOTAL DE MARCHANDISE
MISC. END PRODUCTS NES	U K	29			29	R U	PRODUITS FINIS DIV. NDA
	DENMK			24	24	DANMK	
	NORW	35		6	41	NORV	
	PANAM	218			218	PANAM	
	OTHER	17		183	200	AUTRE	
COMMODITY TOTAL		299		261	560		TOTAL DE MARCHANDISE
GENERAL CARGO	U K			142	142	R U	MARCHANDISES DIVERSES
	DENMK			59	59	DANMK	
	NORW	4		17	21	NORV	
	OTHER	4	3	38	45	AUTRE	
COMMODITY TOTAL		8	3	256	267		TOTAL DE MARCHANDISE
CONTAINERS & FREIGHT	U K	2,562			2,562	R U	FRET CONTENEURESE
	DENMK			611	611	DANMK	
	GREEK	5,876			5,876	ALL	
	OTHER			95	95	GRECQ	
	NORW			3,928	3,928	NORV	
	SWEDN	1,550			1,550	SUEDE	



TABLE 24. COMMODITIES UNLOADED FROM FOREIGN COUNTRIES BY COUNTRY OF ORIGIN, REGISTRY OF VESSEL AND CANADIAN REGION - 1977

TABLEAU 24. MARCHANDISES DECHARGÉES EN PROVINANCE DE PAYS ÉTRANGERS SELON LE PAYS D'ORIGINE, L'IMMATRICULATION DU NAVIRE ET LA RÉGION DU CANADA - 1977

		SHORT TONS - TONNES COURTES							
COUNTRY OF ORIGIN AND KIND OF CARGO	REGISTRY OF VESSEL	ATLANTIC ATLANTIQUE	GREAT LAKES GRANDS LACS	PACIFIC PACIFIQUE	TOTAL TOTAL	IMMATIC. DU NAVIRE	PAYS D'ORIGINE ET MARCHANDISE		
HONG KONG	CONT.						HONG-KONG	SUITE	
	LIBER	12,720		421	13,141	LIBER			
	U S A			1,339	1,339	E-U			
	OTHER	13,618		7,428	21,046	AUTRE			
COMMODITY TOTAL		36,326		15,435	51,761		TOTAL DE MARCHANDISE		
COUNTRY/REGION TOTAL		39,954*	293*	21,543*	61,790*		TOTAL DE PAYS/REGION		
INDIA							INDE		
CEREALS UNMILLED, NES	U S A	51			51	E-U	CEREALES NON MOUL., NDA		
DRIED FRUITS	OTHER			9	9	AUTRE	FRUITS SECS		
FRUIT PULP, PUREE	U S A	12			12	E-U	PULPE DE FRUIT, PUREE		
FRUIT, PRES., NOT CANNED	U S A	2			2	E-U	CONS. FRUITS NON BOITE		
FRUITS, PREP. CANNED	U S A	34			34	E-U	FRUITS PREP. EN BOITE		
	OTHER	2			2	AUTRE			
COMMODITY TOTAL		36			36		TOTAL DE MARCHANDISE		
NUTS, EXC. OIL NUTS NES	U K	106	140		246	R U	NOIX, SAUF OLEAG. NDA		
	NORW			13	13	NORV			
	U S A	369			369	E-U			
	OTHER	658	352	3	1,013	AUTRE			
COMMODITY TOTAL		1,133	492	16	1,641		TOTAL DE MARCHANDISE		
VEGETABLE PREP. NES	U K	2			2	R U	PREP. DE LEGUMES NDA		
	NORW	8		32	40	NORV			
	U S A	11			11	E-U			
	OTHER			3	3	AUTRE			
COMMODITY TOTAL		21		35	56		TOTAL DE MARCHANDISE		
SUGAR PREPARATIONS	U S A	20			20	E-U	PREP. A BASE DE SUCRE		
	OTHER			2	2	AUTRE			
COMMODITY TOTAL		20		2	22		TOTAL DE MARCHANDISE		
COCOA AND CHOCOLATE	OTHER	8			8	AUTRE	CACAO ET CHOCOLAT		
COFFEE	U S A	22			22	E-U	CAFE		
	OTHER	10			10	AUTRE			
COMMODITY TOTAL		32			32		TOTAL DE MARCHANDISE		
TEA	U K	476	100		576	R U	THE		
	NORW			10	10	NORV			
	U S A	1,466		6	1,472	E-U			
	OTHER	1,014	136	137	1,287	AUTRE			
COMMODITY TOTAL		2,956	236	153	3,345		TOTAL DE MARCHANDISE		
SPICES	U K	111	220		331	R U	EPICES		
	NORW	8		58	66	NORV			
	U S A	131		3	134	E-U			
	OTHER	316	141	35	492	AUTRE			
COMMODITY TOTAL		566	361	96	1,023		TOTAL DE MARCHANDISE		
MISC. FOOD PREP. NES	U K	3	11		14	R U	DIV. PREP. ALIM. NDA		
	NORW			28	28	NORV			
	U S A	43		49	92	E-U			
	OTHER	85	79	14	178	AUTRE			
COMMODITY TOTAL		131	90	91	312		TOTAL DE MARCHANDISE		
SEEDS FOR SOWING NES	NORW			15	15	NORV	GRAINES DE SEMENCE NDA		
	U S A	487			487	E-U			
	OTHER	21			21	AUTRE			
COMMODITY TOTAL		508		15	523		TOTAL DE MARCHANDISE		
RUBBER, ALLIED GUMS, NAT	U S A	164			164	E-U	CADUTCHOUQ GOMMES NAT.		
	OTHER	59	123	43	225	AUTRE			
COMMODITY TOTAL		223	123	43	389		TOTAL DE MARCHANDISE		
CRUDE VEG. PROD. NES	NORW			1	1	NORV	PR. BRUTS ORIG. VEG. NDA		
	U S A	1			1	E-U			
	OTHER	8		28	36	AUTRE			
COMMODITY TOTAL		9		29	38		TOTAL DE MARCHANDISE		
TEXTILE FIBRES NES	U K	38			38	R U	FIBRES TEXTILES NDA		
	U S A	22			22	E-U			
	OTHER	52	56	12	120	AUTRE			
COMMODITY TOTAL		112	56	12	180		TOTAL DE MARCHANDISE		
ALUMINA, BAUXITE ORES	PANAM		6,066		6,066	PANAM	MINERAIS ALUMINE, BAUX.		
STONE, CRUDE NES	NORW			20	20	NORV	PIERRE BRUTE NDA		
	U S A	470			470	E-U			
	OTHER			15	15	AUTRE			
COMMODITY TOTAL		470		35	505		TOTAL DE MARCHANDISE		
CRUDE NON-MET. MIN. NES	NORW			4	4	NORV	MIN. NON-MET. BRUTS NDA		
COTTON, TEXTILE WASTE	NORW			1	1	NORV	DECHETS DE COTON, TEXT.		
WASTE AND SCRAP NES	OTHER	49			49	AUTRE	DECHETS ET REBUTS NDA		
LEATHER	U K		1		1	R U	CUIR		
	U S A	3		1	4	E-U			
	OTHER	9			9	AUTRE			
COMMODITY TOTAL		12	1	1	14		TOTAL DE MARCHANDISE		
WOOD FAB. MATERIALS	NORW			2	2	NORV	DEMI-PRODUITS EN BOIS		
	OTHER			2	2	AUTRE			
COMMODITY TOTAL				4	4		TOTAL DE MARCHANDISE		
JUTE WOVEN FABRICS	U K	411	99		510	R U	TISSUS DE JUTE		
	U S A	2,630		25	2,655	E-U			
	OTHER	7,134	720	2,442	10,296	AUTRE			
COMMODITY TOTAL		10,175	819	2,467	13,461		TOTAL DE MARCHANDISE		
TEXTILE FAB. MTL NES	U K	32	8		40	R U	OUVR. EN MAT. TEXT. NDA		
	NORW	38		57	95	NORV			
	U S A	714		6	720	E-U			
	OTHER	2,833	79	315	3,227	AUTRE			
COMMODITY TOTAL		3,617	87	378	4,082		TOTAL DE MARCHANDISE		

TABLE 21. COMMODITIES UNLOADED FROM FOREIGN COUNTRIES BY COUNTRY OF ORIGIN, REGISTRY OF VESSEL AND CANADIAN REGION - 1977

TABLEAU 21. MARCHANDISES DECHARGEES EN PROVENANCE DE PAYS ETRANGERS SELON LE PAYS D'ORIGINE, L'IMMATRICULATION DU NAVIRE ET LA REGION DU CANADA - 1977

		SHORT TONS - TONNES COURTES						
COUNTRY OF ORIGIN AND KIND OF CARGO	REGISTRY OF VESSEL	ATLANTIC ATLANTIQUE	GREAT LAKES GRANDS LACS	PACIFIC PACIFIQUE	TOTAL TOTAL	IMMATIC. DU NAVIRE	PAYS D'ORIGINE ET MARCHANDISE	
<b>INDIA</b>	<b>CONT.</b>						<b>INDE</b>	
INORGANIC CHEMS. NES	OTHER	739			739	AUTRE	PRODD.CHIM.INORG.NDA	
AGRICULTURAL CHEMICALS	U S A	1			1	E-U	PRODD.CHIM.AGRICOLES	
DYESTUFF,PIGMENT,PAINT	OTHER	11	9		20	AUTRE	MAT.COLOR.PIG.PEINTURE	
CHEM.SPECIALTIES NES	U S A	23			23	E-U	PRODD.CHIM.SPECIALTIES NDA	
PRIMARY IRON,STEEL NES	OTHER	7		419	426	AUTRE	FER,ACIER PRIMAIRE NDA	
CASTINGS,FORGINGS	U S A	138		4	142	E-U	MOUL.PIECES FORGEES	
	OTHER	8	60	1,727	1,795	AUTRE		
<b>COMMODITY TOTAL</b>		<b>146</b>	<b>60</b>	<b>1,731</b>	<b>1,937</b>		<b>TOTAL DE MARCHANDISE</b>	
BARNS AND RODS,STEEL	OTHER	114	17	172	303	AUTRE	BARRES ET TIGES ACIER	
PLATE & SHEET STEEL	LIBER	2,389			2,389	LIBER	TOLES,FEUILLES D'ACIER	
	JAPAN	331			331	JAPON		
	OTHER	15,505			15,505	AUTRE		
<b>COMMODITY TOTAL</b>		<b>18,225</b>			<b>18,225</b>		<b>TOTAL DE MARCHANDISE</b>	
STRUCTURAL SHAPES	NORW			51	51	NORV	PROFILES DE CONSTRUCT.	
	OTHER		35	564	599	AUTRE		
<b>COMMODITY TOTAL</b>			<b>35</b>	<b>615</b>	<b>650</b>		<b>TOTAL DE MARCHANDISE</b>	
PIPES,TUBES,IRON,STEEL	OTHER			60	60	AUTRE	TUYAUX,TUBES:FER,ACIER	
WIRE	U S A			35	35	E-U	FIL METALLIQUE	
	OTHER		22	128	150	AUTRE		
<b>COMMODITY TOTAL</b>			<b>22</b>	<b>163</b>	<b>185</b>		<b>TOTAL DE MARCHANDISE</b>	
METAL FAB.BASIC PROD.	U K	21	3		24	R U	OUVR.DE BASE EN METAL	
	NORW	23		4	27	NORV		
	U S A	299		38	337	E-U		
	OTHER	421	1,140	1,509	3,070	AUTRE		
<b>COMMODITY TOTAL</b>		<b>764</b>	<b>1,143</b>	<b>1,551</b>	<b>3,458</b>		<b>TOTAL DE MARCHANDISE</b>	
BRICKS,TILES NES	U S A	34			34	E-U	BRQUES,TUILES NDA	
MISC.FABRICATED PROD.	OTHER	5		86	91	AUTRE	OUVRAGES DIVERS	
TRACTORS	U S A	1			1	E-U	TRACTEURS	
MACHINERY NES	U K	23	8		31	R U	MACHINES NDA	
	NORW			74	74	NORV		
	U S A	45		24	69	E-U		
	OTHER	63		8	71	AUTRE		
<b>COMMODITY TOTAL</b>		<b>131</b>	<b>8</b>	<b>106</b>	<b>245</b>		<b>TOTAL DE MARCHANDISE</b>	
BUSES AND CHASSIS	NORW			1	1	NORV	AUTOBUS ET CHASSIS	
HOVOR VEHICLE ENGINES	U S A	36			36	E-U	MOTEURS DE VEH.AUTOM.	
EQUIPMENT MISC.	U K		5		5	R U	MATERIEL DIVERS	
	NORW	14		37	51	NORV		
	U S A	210			210	E-U		
	OTHER	73	4	5,057	5,134	AUTRE		
<b>COMMODITY TOTAL</b>		<b>297</b>	<b>9</b>	<b>5,094</b>	<b>5,400</b>		<b>TOTAL DE MARCHANDISE</b>	
PERSONAL,HOUSEHOLD GOODS	U K	198	155		353	R U	ART.PERS.ET MENAGERS	
	NETH			1	1	P.BAS		
	NORW	27		77	104	NORV		
	U S A	717		8	725	E-U		
	OTHER	272	114	235	621	AUTRE		
<b>COMMODITY TOTAL</b>		<b>1,214</b>	<b>269</b>	<b>321</b>	<b>1,804</b>		<b>TOTAL DE MARCHANDISE</b>	
CONTAINERS,CLOSURES	U S A	21			21	E-U	CONTENEURS,FERMETURES	
MISC. END PRODUCTS NES	U K	20	1		21	R U	PRODUITS FINIS DIV.NDA	
	NORW	142			142	NORV		
	U S A	13			13	E-U		
	OTHER	416		212	628	AUTRE		
<b>COMMODITY TOTAL</b>		<b>591</b>	<b>1</b>	<b>212</b>	<b>804</b>		<b>TOTAL DE MARCHANDISE</b>	
GENERAL CARGO	U K		1		1	R U	MARCHANDISES DIVERSES	
	NORW	162		10	172	NORV		
	U S A	62			62	E-U		
	OTHER	169	118	3	290	AUTRE		
<b>COMMODITY TOTAL</b>		<b>393</b>	<b>119</b>	<b>13</b>	<b>525</b>		<b>TOTAL DE MARCHANDISE</b>	
CONTAINERIZED FREIGHT	OTHER	31			31	AUTRE	FRET CONTENEURESE	
<b>COUNTRY/REGION TOTAL</b>		<b>42,927*</b>	<b>10,023*</b>	<b>13,935*</b>	<b>66,885*</b>		<b>TOTAL DE PAYS/REGION</b>	
<b>MALAYSIA</b>							<b>MALAISIE</b>	
FISH,FRESH OR FROZEN	NORW			18	18	NORV	POISSON,FRAIS DU CONG.	
MACARONI,CEREAL PROD.	GREEK			9	9	GRECQ	PATES ALIM.PROD.CEREAL	
	NORW	881		16	897	NORV		
<b>COMMODITY TOTAL</b>		<b>881</b>		<b>25</b>	<b>906</b>		<b>TOTAL DE MARCHANDISE</b>	
FRUITS, PREP. CANNED	U S A			175	175	E-U	FRUITS PREP. EN BOITE	
NUTS,EXC.OIL NUTS NES	U S A			1	1	E-U	NOIX,SAUF D'LEAG.NDA	
VEGETABLE PREP.NES	OTHER	12			12	AUTRE	PREP. DE LEGUMES NDA	
TEA	OTHER	6			6	AUTRE	THE	
SPICES	NORW	11			11	NORV	EPICES	
MISC.FOOD PREP.NES	NORW			14	14	NORV	DIV.PREP.ALIM.NDA	
	OTHER		8		8	AUTRE		
<b>COMMODITY TOTAL</b>			<b>8</b>	<b>14</b>	<b>22</b>		<b>TOTAL DE MARCHANDISE</b>	
RUBBER,ALLIED GUMS,NAT	U K			1,523	1,523	R U	CAOUTCHOUC GOMMES NAT.	
	GREEK			456	456	GRECQ		
	NETH			72	72	P.BAS		
	NORW	346		11,490	11,836	NORV		
	U S A			6,089	6,089	E-U		
	OTHER	158	852	5,592	6,602	AUTRE		
<b>COMMODITY TOTAL</b>		<b>504</b>	<b>852</b>	<b>25,222</b>	<b>26,578</b>		<b>TOTAL DE MARCHANDISE</b>	
CRUDE VEG.PROD.NES	OTHER	70			70	AUTRE	PR.BRUTS ORIG.VEG.NDA	
TEXTILE FIBRES NES	OTHER	10			10	AUTRE	FIBRES TEXTILES NDA	
LEATHER	OTHER	44			44	AUTRE	CUIR	
RUBBER FAB.MATERIALS	NORW	11			11	NORV	DEMT-PROD.CAOUTCHOUC	

TABLE 2A. COMMODITIES UNLOADED FROM FOREIGN COUNTRIES BY COUNTRY OF ORIGIN, REGISTRY OF VESSEL AND CANADIAN REGION - 1977

TABLEAU 2A. MARCHANDISES DECHARGÉES EN PROVENANCE DE PAYS ÉTRANGERS SELON LE PAYS D'ORIGINE, L'IMMATICULATION DU NAVIRE ET LA RÉGION DU CANADA - 1977

SHORT TONS - TONNES COURTES							
COUNTRY OF ORIGIN AND KIND OF CARGO	REGISTRY OF VESSEL	ATLANTIC ATLANTIQUE	GREAT LAKES GRANDS LACS	PACIFIC PACIFIQUE	TOTAL TOTAL	IMMATIC. DU NAVIRE	PAYS D'ORIGINE ET MARCHANDISE
<b>MALAYSIA COMT. LUMBER AND TIMBER</b>	U K			1,668	1,668	R U	<b>MALAISIE SUITE BOIS D'OEUVRE ET CHARP.</b>
	NETH			425	425	P.BAS	
	NORW	520		276	796	NORV	
	U S A			371	371	E-U	
	OTHER	288	316	11,587	12,191	AUTRE	
<b>COMMODITY TOTAL VENEER, PLYWOOD</b>		<b>808</b>	<b>316</b>	<b>14,327</b>	<b>15,451</b>		<b>TOTAL DE MARCHANDISE PLACAGES, CONTRE-PLAQ.</b>
<b>WOOD FAB. MATERIALS</b>	OTHER		710	545	1,286	AUTRE	<b>QEMI-PRODUITS EN BOIS</b>
<b>TEXTILE FAB. MTL NES</b>	GREEK	31		41	72	GREQ	<b>OUVR. EN MAT. TEXT. NDA</b>
	NORW	44		171	215	NORV	
	U S A			8	8	E-U	
	OTHER	7		5	12	AUTRE	
<b>COMMODITY TOTAL VEG. OILS, FATS NES</b>		<b>51</b>		<b>225</b>	<b>276</b>		<b>TOTAL DE MARCHANDISE HUIL. MAT. GRAS. VEG. NDA</b>
	U K			647	647	R U	
	NORW	1,355	4,520		5,875	NORV	
	LIBER	495	8,969		9,464	LIBER	
	U S A			1,074	1,074	E-U	
<b>COMMODITY TOTAL CASTINGS, FORGINGS</b>		<b>1,850</b>	<b>13,489</b>	<b>1,721</b>	<b>17,060</b>		<b>TOTAL DE MARCHANDISE MOUL. PIÈCES FORGÉES</b>
<b>PLATE &amp; SHEET STEEL</b>	OTHER			38	38	AUTRE	<b>TOLES, FEUILLES D'ACIER</b>
<b>NON-FERROUS METALS NES</b>	NORW			14	14	NORV	<b>METEAUX NON-FERREUX NDA</b>
	GREEK			6	6	GREQ	
	NORW			59	59	NORV	
	OTHER			1	1	AUTRE	
<b>COMMODITY TOTAL MISC. FABRICATED PROD. MACHINERY NES</b>		<b>1</b>		<b>1</b>	<b>1</b>	<b>AUTRE</b>	<b>TOTAL DE MARCHANDISE OUVRAGES DIVERS</b>
<b>EQUIPMENT MISC.</b>	OTHER			1	1	AUTRE	<b>MACHINES NDA</b>
	U K			2	2	R U	<b>MATERIEL DIVERS</b>
	NORW			47	47	NORV	
	U S A			17	17	E-U	
	OTHER	20		1	20	AUTRE	
<b>COMMODITY TOTAL PERSONAL, HOUSEHOLD GOODS</b>		<b>20</b>		<b>66</b>	<b>86</b>		<b>TOTAL DE MARCHANDISE ART. PERS. ET MENAGERS</b>
	U K	8		6	14	R U	
	NORW	7		12	19	NORV	
	U S A			3	3	E-U	
	OTHER	3		3	6	AUTRE	
<b>COMMODITY TOTAL CONTAINERS, CLOSURES</b>		<b>18</b>		<b>24</b>	<b>42</b>		<b>TOTAL DE MARCHANDISE CONTENEURS, FERMETURES</b>
<b>MISC. END PRODUCTS NES</b>	OTHER			30	30	AUTRE	<b>PRODUITS FINIS DIV. NDA</b>
	U K			4	4	R U	
	NORW	2		12	14	NORV	
	OTHER	33		1	33	AUTRE	
<b>COMMODITY TOTAL GENERAL CARGO</b>		<b>35</b>		<b>16</b>	<b>51</b>		<b>TOTAL DE MARCHANDISE MARCHANDISES DIVERSES</b>
<b>CONTAINERIZED FREIGHT</b>	OTHER		4		4	AUTRE	<b>FRET CONTENEURESÉ</b>
	U K			161	161	R U	
	GREEK			40	40	GREQ	
	NORW			461	461	NORV	
	OTHER	50		107	157	AUTRE	
<b>COMMODITY TOTAL</b>		<b>50</b>		<b>769</b>	<b>819</b>		<b>TOTAL DE MARCHANDISE</b>
<b>COUNTRY/REGION TOTAL</b>		<b>4,413*</b>	<b>15,379*</b>	<b>43,390*</b>	<b>63,182*</b>		<b>TOTAL DE PAYS/RÉGION</b>
<b>PAKISTAN</b>							<b>PAKISTAN</b>
<b>VEGETABLES, DRIED</b>	OTHER	23			23	AUTRE	<b>LEGUMES, SECS</b>
<b>MOLASSES, CRUDE</b>	JAPAN	14,967			14,967	JAPON	<b>MELASSE, BRUTE</b>
<b>SPICES</b>	OTHER	18			18	AUTRE	<b>ÉPICES</b>
<b>TEXTILE FIBRES NES</b>	OTHER	98			98	AUTRE	<b>FIBRES TEXTILES NDA</b>
<b>JUTE WOVEN FABRICS</b>	OTHER	109			109	AUTRE	<b>TISSUS DE JUTE</b>
<b>TEXTILE FAB. MTL NES</b>	U S A	35		4	39	E-U	<b>OUVR. EN MAT. TEXT. NDA</b>
	OTHER	497			497	AUTRE	
<b>COMMODITY TOTAL EQUIPMENT MISC.</b>		<b>532</b>		<b>4</b>	<b>536</b>		<b>TOTAL DE MARCHANDISE MATERIEL DIVERS</b>
<b>PERSONAL, HOUSEHOLD GOODS</b>	OTHER	1			1	AUTRE	<b>ART. PERS. ET MENAGERS</b>
	U S A	57		3	60	E-U	
	OTHER	499			499	AUTRE	
<b>COMMODITY TOTAL MISC. END PRODUCTS NES</b>		<b>556</b>		<b>3</b>	<b>559</b>		<b>TOTAL DE MARCHANDISE PRODUITS FINIS DIV. NDA</b>
	U S A	1			1	E-U	
	OTHER	2			2	AUTRE	
<b>COMMODITY TOTAL</b>		<b>3</b>			<b>3</b>		<b>TOTAL DE MARCHANDISE</b>
<b>COUNTRY/REGION TOTAL</b>		<b>16,307*</b>	<b>*</b>	<b>7*</b>	<b>16,314*</b>		<b>TOTAL DE PAYS/RÉGION</b>
<b>SINGAPORE</b>							<b>SINGAPOUR</b>
<b>SHELL FISH, NES</b>	NORW			6	6	NORV	<b>MOLLUSQUES CRUST. NDA</b>
<b>FRUITS, PREP. CANNED</b>	NORW	68		229	297	NORV	<b>FRUITS PRÉP. EN BOITE</b>
	OTHER			76	76	AUTRE	
<b>COMMODITY TOTAL NUTS, EXC. OIL NUTS NES</b>		<b>68</b>		<b>305</b>	<b>373</b>		<b>TOTAL DE MARCHANDISE NOIX, SAUF OLEAG. NDA</b>
<b>VEGETABLES, DRIED</b>	OTHER			2	2	AUTRE	<b>LEGUMES, SECS</b>
<b>VEGETABLE PREP. NES</b>	NORW	17		24	41	NORV	<b>PRÉP. DE LEGUMES NDA</b>
	OTHER	48			48	AUTRE	
<b>COMMODITY TOTAL COCOA AND CHOCOLATE</b>		<b>65</b>		<b>24</b>	<b>89</b>		<b>TOTAL DE MARCHANDISE CACAO ET CHOCOLAT</b>
<b>COFFEE</b>	OTHER	1			1	AUTRE	<b>CAFÉ</b>
	NETH			55	55	P.BAS	
	NORW	165		165	330	NORV	
	OTHER	1			1	AUTRE	
<b>COMMODITY TOTAL</b>		<b>166</b>		<b>220</b>	<b>386</b>		<b>TOTAL DE MARCHANDISE</b>



TABLE 2A. COMMODITIES UNLOADED FROM FOREIGN COUNTRIES BY COUNTRY OF ORIGIN, REGISTRY OF VESSEL AND CANADIAN REGION - 1977

TABLEAU 2A. MARCHANDISES DECHARGÉES EN PROVENANCE DE PAYS ÉTRANGERS SELON LE PAYS D'ORIGINE, L'IMMATRICULATION DU NAVIRE ET LA RÉGION DU CANADA - 1977

COUNTRY OF ORIGIN AND KIND OF CARGO		REGISTRY OF VESSEL	SHORT TONS - TONNES COURTES				TOTAL	IMMATIC. DU NAVIRE	PAYS D'ORIGINE ET MARCHANDISE
			ATLANTIC ATLANTIQUE	GREAT LAKES GRANDS LACS	PACIFIC PACIFIQUE	TOTAL TOTAL			
SINGAPORE	CONT.	OTHER	1				1	AUTRE	SINGAPOUR
TEA		U K	10				10	R U	THE
SPICES		NETH			1		1	P. BAS	ÉPICES
		NORW	224		49		273	NORV	
		OTHER	55	128	10		193	AUTRE	
COMMODITY TOTAL			289	128	60		477		TOTAL DE MARCHANDISE
MISC. FOOD PREP. NES		U K			18		18	R U	DIV. PREP. ALIM. NDA
		DENMK			165		165	DANMK	
		NORW			9		9	NORV	
		U S A			3		3	E-U	
		OTHER		2	3		5	AUTRE	
COMMODITY TOTAL				2	198		200		TOTAL DE MARCHANDISE
RUBBER, ALLIED GUMS, NAT		U K			1,604		1,604	R U	CAOUTCHOUC GOMMES NAT.
		DENMK			114		114	DANMK	
		GREEK			695		695	GREQ	
		NETH			22		22	P. BAS	
		NORW	848		17,787		18,635	NORV	
		U S A			10,515		10,515	E-U	
		OTHER	57	862	3,582		4,501	AUTRE	
COMMODITY TOTAL			905	862	34,319		36,086		TOTAL DE MARCHANDISE
CRUDE VEG. PROD. NES		OTHER	51				51	AUTRE	PR. BRUTS ORIG. VEG. NDA
LEATHER		OTHER	24				24	AUTRE	CUIR
RUBBER FAB. MATERIALS		OTHER	6				6	AUTRE	DEMI-PROD. CAOUTCHOUC
LUMBER AND TIMBER		U K			262		262	R U	BOIS D'OEUVRE ET CHARP.
		NORW			383		383	NORV	
		U S A			1,410		1,410	E-U	
		OTHER	16	130	653		799	AUTRE	
COMMODITY TOTAL			16	130	2,708		2,854		TOTAL DE MARCHANDISE
VENEER, PLYWOOD		U S A			1		1	E-U	PLACAGES, CONTRE-PLAQ.
		OTHER	106		99		205	AUTRE	
COMMODITY TOTAL			106		100		206		TOTAL DE MARCHANDISE
WOOD FAB. MATERIALS		NETH			132		132	P. BAS	DEMI-PRODUITS EN BOIS
		NORW	95		119		214	NORV	
		OTHER			287		287	AUTRE	
COMMODITY TOTAL			95		538		633		TOTAL DE MARCHANDISE
PAPER NES		U S A			45		45	E-U	PAPIER NDA
TEXTILE FAB. MTL NES		U K			132		132	R U	OUVR. EN MAT. TEXT. NDA
		DENMK			9		9	DANMK	
		NORW	5				5	NORV	
		U S A			2		2	E-U	
COMMODITY TOTAL			5		143		148		TOTAL DE MARCHANDISE
SYNTHETIC RUBBER		DENMK			618		618	DANMK	CAOUTCHOUC SYNTHÉTIQUE
PLASTIC MATERIALS		NORW			4		4	NORV	MATIÈRES PLASTIQUES
BARS AND RODS, STEEL		DENMK			12		12	DANMK	BARRES ET TIGES ACIER
STRUCTURAL SHAPES		DENMK			6		6	DANMK	PROFILES DE CONSTRUCT.
METAL FAB. BASIC PROD.		U K			2		2	R U	OUVR. DE BASE EN METAL
MISC. FABRICATED PROD.		U K			12		12	R U	OUVRAGES DIVERS
		NORW			5		5	NORV	
		OTHER	2				2	AUTRE	
COMMODITY TOTAL			2		17		19		TOTAL DE MARCHANDISE
TRACTORS		OTHER			4		4	AUTRE	TRACTEURS
MACHINERY NES		U K			3		3	R U	MACHINES NDA
		NORW			41		41	NORV	
COMMODITY TOTAL					44		44		TOTAL DE MARCHANDISE
SHIPS, AIRCRAFT, MIS. VEH		NETH			20		20	P. BAS	NAVIRES, AVIONS, VEH. DIV
EQUIPMENT MISC.		U K			34		34	R U	MATERIEL DIVERS
		DENMK			1		1	DANMK	
		NORW			109		109	NORV	
		U S A			144		144	E-U	
		OTHER			10		10	AUTRE	
COMMODITY TOTAL					298		298		TOTAL DE MARCHANDISE
PERSONAL, HOUSEHOLD GOODS		U K			8		8	R U	ART. PERS. ET MENAGERS
		DENMK			21		21	DANMK	
		NORW	1		31		32	NORV	
		U S A			85		85	E-U	
		OTHER	3		79		82	AUTRE	
COMMODITY TOTAL			4		224		228		TOTAL DE MARCHANDISE
CONTAINERS, CLOSURES		NETH			22		22	P. BAS	CONTENEURS, FERMETURES
		U S A			36		36	E-U	
COMMODITY TOTAL					58		58		TOTAL DE MARCHANDISE
MISC. END PRODUCTS NES		U K			3		3	R U	PRODUITS FINIS DIV. NDA
		DENMK			2		2	DANMK	
		OTHER	1				1	AUTRE	
COMMODITY TOTAL			1		5		6		TOTAL DE MARCHANDISE
GENERAL CARGO		U K			14		14	R U	MARCHANDISES DIVERSES
		DENMK			9		9	DANMK	
		NETH			2		2	P. BAS	
		NORW			4		4	NORV	
		U S A			26		26	E-U	
		OTHER		6	3		9	AUTRE	
COMMODITY TOTAL				6	58		64		TOTAL DE MARCHANDISE
CONTAINERIZED FREIGHT		U K			298		298	R U	FRET CONTENEURESE
		DENMK			445		445	DANMK	
		NORW			742		742	NORV	
		LIBER	18				18	LIBER	
		U S A					225	E-U	

TABLE 2A. COMMODITIES UNLOADED FROM FOREIGN COUNTRIES BY COUNTRY OF ORIGIN, REGISTRY OF VESSEL AND CANADIAN REGION - 1977

TABLEAU 2A. MARCHANDISES DECHARGEES EN PROVENANCE DE PAYS ETRANGERS SELON LE PAYS D'ORIGINE, L'IMMATRICULATION DU NAVIRE ET LA REGION DU CANADA - 1977

COUNTRY OF ORIGIN AND KIND OF CARGO		REGISTRY OF VESSEL	ATLANTIC ATLANTIQUE	GREAT LAKES GRANDS LACS	PACIFIC PACIFIQUE	TOTAL TOTAL	IMMATIC. DU NAVIRE	PAYS D'ORIGINE ET MARCHANDISE
SINGAPORE CONT.		OTHER	10		177	187	AUTRE	SINGAPOUR SUITE
COMMODITY TOTAL			28		1,887	1,915		TOTAL DE MARCHANDISE
COUNTRY/REGION TOTAL			1,833*	1,128*	41,936*	44,897*		TOTAL DE PAYS/REGION
PEOPLE R CHINA								REP. POP. CHINE
NUTS, EXC. OIL NUTS NES	PANAM	9			9	9	PANAM	NOIX, SAUF OLEAG. NOA
VEGETABLE PREP. NES	NORW	19			19	19	NORV	PREP. DE LEGUMES NOA
SUGAR PREPARATIONS	NORW	2			2	2	NORV	PREP. A BASE DE SUCRE
COCOA AND CHOCOLATE	PANAM	2			2	2	PANAM	CACAO ET CHOCOLAT
COFFEE	PANAM	10			10	10	PANAM	CAFE
TEA	PANAM	11			11	11	PANAM	THE
SPICES	PANAM	3			3	3	PANAM	EPICES
MISC. FOOD PREP. NES	NORW	13		30	43	43	NORV	DIV. PREP. ALIM. NDA
LEATHER	NORW	2			2	2	NORV	CUIR
WOOD FAB. MATERIALS	NORW	3			3	3	NORV	DEMI-PRODUITS EN BOIS
TEXTILE FAB. MTL NES	NORW	902			917	917	NORV	OUV. EN MAT. TEXT. NDA
	PANAM	392			392	392	PANAM	
COMMODITY TOTAL		1,294		15	1,309	1,309		TOTAL DE MARCHANDISE
ORGANIC CHEMICALS NES	NORW	7			7	7	NORV	PROD. CHIM. ORGAN. NDA
METAL FAB. BASIC PROD.	NORW	421			421	421	NORV	OUV. DE BASE EN METAL
NON-MET. MIN. BASIC PROD.	NORW	11			11	11	NORV	PROD. MIN. NON-MET. BASE
	PANAM	17			17	17	PANAM	
COMMODITY TOTAL		28			28	28		TOTAL DE MARCHANDISE
MISC. FABRICATED PROD.	NORW	244			244	244	NORV	OUVRAGES DIVERS
MISC. END PRODUCTS NES	PANAM	245			245	245	PANAM	PRODUITS FINIS OUV. NDA
GENERAL CARGO	PANAM	151			151	151	PANAM	MARCHANDISES DIVERSES
COUNTRY/REGION TOTAL		2,464*		45*	2,509*	2,509*		TOTAL DE PAYS/REGION
INDONESIA								INDONESIE
TEA	NORW	197			197	197	NORV	THE
RUBBER, ALLIED GUMS, NAT	DENMK			245	245	245	DANMK	CAOUTCHOUC GOMMES NAT.
	U S A			7,351	7,351	7,351	E-U	
COMMODITY TOTAL				7,596	7,596	7,596		TOTAL DE MARCHANDISE
VEG. OILS, FATS NES	NORW	520	4,757		5,277	5,277	NORV	HUIL. MAT. GRAS. VEG. NOA
	LIBER		6,009		6,009	6,009	LIBER	
	JAPAN			566	566	566	JAPON	
COMMODITY TOTAL		520	10,766	566	11,852	11,852		TOTAL DE MARCHANDISE
COUNTRY/REGION TOTAL		717*	10,766*	8,162*	19,645*	19,645*		TOTAL DE PAYS/REGION
JAPAN								JAPON
MEAT AND MEAT PREP. NES	U K	2			2	2	R U	VIANDES ET PREP. NDA
FRESH FRUITS, BERRIES	U K			6,383	6,383	6,383	R U	FRUITS, BAIES FRAIS
	GER			6,398	6,398	6,398	ALL	
	SWEDN			2,962	2,962	2,962	SUEDE	
COMMODITY TOTAL				15,743	15,743	15,743		TOTAL DE MARCHANDISE
FRUITS, PREP. CANNED	OTHER			3	3	3	AUTRE	FRUITS PREP. EN BOITE
NUTS, EXC. OIL NUTS NES	OTHER			12	12	12	AUTRE	NOIX, SAUF OLEAG. NDA
SUGAR PREPARATIONS	LIBER	2			2	2	LIBER	PREP. A BASE DE SUCRE
TEA	NORW	15			15	15	NORV	THE
	SWEDN	22			22	22	SUEDE	
COMMODITY TOTAL		37			37	37		TOTAL DE MARCHANDISE
MISC. FOOD PREP. NES	U K			8	8	8	R U	DIV. PREP. ALIM. NDA
	DENMK			1	1	1	DANMK	
	OTHER			28	28	28	AUTRE	
COMMODITY TOTAL				37	37	37		TOTAL DE MARCHANDISE
ALE, BEER, STOUT, PORTER	NORW			2	2	2	NORV	ALE, BIERE, STOUT, PORTER
DIST. ALCOHOLIC BEV.	NORW			3	3	3	NORV	BOISS. ALCOOL. DIST.
NURSERY, GREENHOUSE STOCK	SWEDN	1			1	1	SUEDE	PROD. PEPINIERE, SERRE
RUBBER, ALLIED GUMS, NAT	OTHER			495	495	495	AUTRE	CAOUTCHOUC GOMMES NAT.
WOOL AND ANIMAL HAIR	SWEDN	1			1	1	SUEDE	LAIN. POILS ANIMAL
IRON AND STEEL SCRAP	NORW			54	54	54	NORV	DECHETS DE FER, DACTIER
CRUDE NON-MET. MIN. NES	SWEDN	11			11	11	SUEDE	MIN. NON-MET. BRUTS NOA
COTTON, TEXTILE WASTE	U K		4		4	4	R U	DECHETS DE COTON, TEXT.
	GER		2		2	2	ALL	
	LIBER		173		173	173	LIBER	
	OTHER		79		79	79	AUTRE	
COMMODITY TOTAL			258		258	258		TOTAL DE MARCHANDISE
RUBBER FAB. MATERIALS	U K			3	3	3	R U	DEMI-PROD. CAOUTCHOUC
	NORW	12		18	30	30	NORV	
	SWEDN	5			5	5	SUEDE	
	LIBER	11			11	11	LIBER	
	U S A			87	87	87	E-U	
	OTHER			179	179	179	AUTRE	
COMMODITY TOTAL		28			287	315		TOTAL DE MARCHANDISE
LUMBER AND TIMBER	OTHER			3	3	3	AUTRE	BOIS OEUVRE ET CHARP.
VENEER, PLYWOOD	U K			28	28	28	R U	PLACAGES, CONTRE-PLAC.
	GER			15	15	15	ALL	
	GREEK			20	20	20	GREQC	
	NORW			20	20	20	NORV	
	LIBER	38	34	633	705	705	LIBER	

TABLE 24. COMMODITIES UNLOADED FROM FOREIGN COUNTRIES BY COUNTRY OF ORIGIN, REGISTRY OF VESSEL AND CANADIAN REGION - 1977

TABLEAU 24. MARCHANDISES DÉCHARGÉES EN PROVENANCE DE PAYS ÉTRANGERS SELON LE PAYS D'ORIGINE, L'IMMATRICULATION

DU NAVIRE ET LA RÉGION DU CANADA - 1977

		SHORT TONS - TONNES COURTES							
COUNTRY OF ORIGIN AND KIND OF CARGO	REGISTRY OF VESSEL	ATLANTIC ATLANTIQUE	GREAT LAKES GRANDS LACS	PACIFIC PACIFIQUE	TOTAL TOTAL	IMMATIC. DU NAVIRE	PAYS D'ORIGINE ET MARCHANDISE		
JAPAN	CCNY.						JAPON	SUITE	
	PANAM			1,202	1,202	PANAM			
	U S A			45	45	E-U			
	OTHER	8	6	1,308	1,322	AUTRE			
COMMODITY TOTAL		46	86	3,238	3,370			TOTAL DE MARCHANDISE	
WOOD FAB. MATERIALS	NORW	1			1	NORV		DEMI-PRODUITS EN BOIS	
	OTHER			11	11	AUTRE			
COMMODITY TOTAL		1		11	12			TOTAL DE MARCHANDISE	
PAPER NES	NORW	16			16	NORV		PAPIER NDA	
	OTHER			2	2	AUTRE			
COMMODITY TOTAL		16		2	18			TOTAL DE MARCHANDISE	
TEXTILE FAB. MTL NES	U K	47		61	108	R U		DUVR. EN MAT. TEXT. NDA	
	DENMK			9	9	DANMK			
	GREEK			3	3	GRECQ			
	NORW	44		379	423	NORV			
	SWEDN	13			13	SUEDE			
	U S A			13	13	E-U			
	OTHER	27		14	41	AUTRE			
COMMODITY TOTAL		131		479	610			TOTAL DE MARCHANDISE	
METALLIC SALTS	LIBER			3,909	3,909	LIBER		SELS METALLIQUES	
	OTHER			1,228	1,228	AUTRE			
COMMODITY TOTAL				5,137	5,137			TOTAL DE MARCHANDISE	
INORGANIC CHEMS. NES	DENMK			112	112	DANMK		PROD. CHIM. INORG. NDA	
	NORW			1	1	NORV			
	OTHER			7	7	AUTRE			
COMMODITY TOTAL				120	120			TOTAL DE MARCHANDISE	
ORGANIC CHEMICALS NES	U K			16,709	16,709	R U		PROD. CHIM. ORGAN. NDA	
	DENMK			120	120	DANMK			
	SWEDN	47			47	SUEDE			
	OTHER			18	18	AUTRE			
COMMODITY TOTAL		47		16,847	16,894			TOTAL DE MARCHANDISE	
AGRICULTURAL CHEMICALS	LIBER		2		2	LIBER		PROD. CHIM. AGRICOLES	
PLASTIC MATERIALS	NORW	6			6	NORV		MATIERES PLASTIQUES	
	U S A			25	25	E-U			
COMMODITY TOTAL		6		25	31			TOTAL DE MARCHANDISE	
DY. STUFF, PIGMENT, PAINT	SWEDN	6			6	SUEDE		MAT. COLOR. PIG. PEINTURE	
OR. CH. SPECIALTIES NES	NORW	37			37	NORV		PROD. CHIM. SPECIAUX NDA	
THERMO-ALLOYS	U K			116	116	R U		FERRO-ALLIAGES	
	NORW			116	116	NORV			
COMMODITY TOTAL				232	232			TOTAL DE MARCHANDISE	
PRIMARY IRON, STEEL NES	U K			12	12	R U		FER, ACIER PRIMAIR. NDA	
	GER		214		214	ALL			
	LIBER			2,326	2,326	LIBER			
	OTHER			2	2	AUTRE			
COMMODITY TOTAL			214	2,340	2,554			TOTAL DE MARCHANDISE	
CASTINGS, FORGINGS	U K	33			33	R U		MOUL. PIECES FORGES	
	NORW	104			104	NORV			
	SWEDN	40			40	SUEDE			
	LIBER			1,151	1,151	LIBER			
	OTHER			36	36	AUTRE			
COMMODITY TOTAL		177		1,187	1,364			TOTAL DE MARCHANDISE	
BAR, RODS, STEEL	U K			12	12	R U		BARRES ET TIGES ACIER	
	DENMK		1,700	22	1,722	DANMK			
	GER	121	190		311	ALL			
	GREEK	3,527	806		4,333	GRECQ			
	NORW	102		14	116	NORV			
	SWEDN	176			176	SUEDE			
	LIBER	1,107	822	46,827	48,756	LIBER			
	JAPAN	8,000		13,905	21,905	JAPON			
	PANAM			17,919	17,919	PANAM			
	U S A			39	39	E-U			
	OTHER	681	206	2,504	3,391	AUTRE			
COMMODITY TOTAL		13,714	3,724	81,242	98,680			TOTAL DE MARCHANDISE	
PLATE & SHEET STEEL	U K	83	61	183	327	R U		TOLES, FEUILLES D'ACIER	
	DENMK			231	231	DANMK			
	GER	20	175		195	ALL			
	GREEK	4,014			4,014	GRECQ			
	NORW	462		96	558	NORV			
	SWEDN	780			780	SUEDE			
	LIBER	57	7,470	84,195	91,722	LIBER			
	JAPAN	4,000		30,944	34,944	JAPON			
	PANAM	12,136		28,831	40,967	PANAM			
	U S A			902	902	E-U			
	OTHER	8	439	3,737	4,184	AUTRE			
COMMODITY TOTAL		21,560	8,145	149,119	178,824			TOTAL DE MARCHANDISE	
STRUCTURAL SHAPES	U K	1,794	302	102	2,198	R U		PROFILES DE CONSTRUCT.	
	DENMK			136	136	DANMK			
	GER		121		121	ALL			
	GREEK	8,851	3,514		12,365	GRECQ			
	NORW	61		248	309	NORV			
	SWEDN	827			827	SUEDE			
	LIBER	325	1,463	41,164	42,952	LIBER			
	JAPAN	2,515		16,540	19,055	JAPON			
	PANAM			10,633	10,633	PANAM			
	U S A			96	96	E-U			
	OTHER	39	201	2,338	2,578	AUTRE			
COMMODITY TOTAL		14,412	5,601	71,257	91,270			TOTAL DE MARCHANDISE	



TABLE 2A. COMMODITIES UNLOADED FROM FOREIGN COUNTRIES BY COUNTRY OF ORIGIN, REGISTRY OF VESSEL AND CANADIAN REGION - 1977

TABLÉAU 2A. MARCHANDISES DÉCHARGÉES EN PROVENANCE DE PAYS ÉTRANGERS SELON LE PAYS D'ORIGINE, L'IMMATRICULATION DU NAVIRE ET LA RÉGION DU CANADA - 1977

		SHORT TONS - TONNES COURTES						
COUNTRY OF ORIGIN AND KIND OF CARGO	REGISTRY OF VESSEL	ATLANTIC ATLANTIQUE	GREAT LAKES GRANDS LACS	PACIFIC PACIFIQUE	TOTAL TOTAL	IMMATIC. DU NAVIRE	PAYS D'ORIGINE ET MARCHANDISE	
JAPAN RAILS & TRACK MATERIAL	NORW LIBER			178	178	NORV LIBER	JAPON RAILS, MAT. VOIE FERREE	
COMMODITY TOTAL				2,642	2,642			
PIPES, TUBES: IRON, STEEL	U K	1,014		157	1,171	R U	TOTAL DE MARCHANDISE TUYAUX, TUBES: FER, ACIER	
	GER	599			599	ALL		
	GREEK	340		31	371	GREQ		
	NORW	301		145	446	NORV		
	SWEDN	867			867	SUEDE		
	LIBER	1,155	20	38,534	39,709	LIBER		
	JAPAN	33		21,486	21,519	JAPON		
	PANAM			21,738	21,738	PANAM		
	U S A			431	431	E-U		
	OTHER	401		2,097	2,498	AUTRE		
COMMODITY TOTAL WIRE		4,710	20	84,619	89,349		TOTAL DE MARCHANDISE FIL METALLIQUE	
	U K			58	58	R U		
	NORW	125		52	177	NORV		
	SWEDN	17			17	SUEDE		
	LIBER	3,696		171	3,867	LIBER		
	JAPAN			76	76	JAPON		
	U S A			52	52	E-U		
	OTHER	99		460	559	AUTRE		
COMMODITY TOTAL ALUMINIUM		3,937		869	4,806		TOTAL DE MARCHANDISE ALUMINIUM	
	U K			6	6	R U		
	NORW	44			44	NORV		
	SWEDN	62			62	SUEDE		
	OTHER	33			33	AUTRE		
COMMODITY TOTAL COPPER AND ALLOYS		139		6	145		TOTAL DE MARCHANDISE CUIVRE ET ALLIAGES	
	U K			11	11	R U		
	NORW	19			19	NORV		
	SWEDN	21			21	SUEDE		
	U S A			8	8	E-U		
	OTHER			3	3	AUTRE		
COMMODITY TOTAL NON-FERROUS METALS NES METAL FAB. BASIC PROD.		40		22	62		TOTAL DE MARCHANDISE METAUX NON-FERREUX NDA OUVR. DE BASE EN METAL	
	OTHER			10	10	AUTRE		
	U K	140		85	225	R U		
	DENMK			5	5	DANMK		
	GER	14	24		38	ALL		
	GREEK	740		38	778	GREQ		
	NORW	200		490	690	NORV		
	SWEDN	445			445	SUEDE		
	LIBER	36	200	604	840	LIBER		
	JAPAN			311	311	JAPON		
	PANAM				4	PANAM		
	U S A			280	280	E-U		
	OTHER	297	53	2,639	2,989	AUTRE		
COMMODITY TOTAL BRICKS, TILES NES		1,876	277	4,451	6,604		TOTAL DE MARCHANDISE BRIQUES, TUILLES NDA	
	U K	167		90	257	R U		
	DENMK			246	246	DANMK		
	GER	289			289	ALL		
	NORW	52			52	NORV		
	LIBER	89			89	LIBER		
	OTHER	31		10	41	AUTRE		
COMMODITY TOTAL GLASS BASIC PRODUCTS		628		346	974		TOTAL DE MARCHANDISE OUVR. DE BASE EN VERRE	
	U K			236	236	R U		
	DENMK			73	73	DANMK		
	GREEK			58	58	GREQ		
	NORW	3		4,212	4,215	NORV		
	U S A			151	151	E-U		
	OTHER			150	150	AUTRE		
COMMODITY TOTAL ASBESTOS BASIC PROD.		3		1,880	1,883		TOTAL DE MARCHANDISE OUVR. DE BASE AMIANTE	
	U K	2			2	R U		
	OTHER	2			2	AUTRE		
COMMODITY TOTAL CEMENT BASIC PROD.		4			4		TOTAL DE MARCHANDISE OUVR. DE BASE CIMENT	
	LIBER	265		244	265	LIBER		
	OTHER			244	244	AUTRE		
COMMODITY TOTAL NON-MET. MIN. BASIC PROD.		265		244	509		TOTAL DE MARCHANDISE PROD. MIN. NON-MET. BASE	
	U K	184	1		185	R U		
	NORW	128		69	197	NORV		
	SWEDN	23			23	SUEDE		
	LIBER	220			220	LIBER		
	OTHER	113		271	384	AUTRE		
COMMODITY TOTAL MISC. FABRICATED PROD.		668	1	340	1,009		TOTAL DE MARCHANDISE OUVRAGES DIVERS	
	NORW			103	103	NORV		
	SWEDN	4			4	SUEDE		
	LIBER		8		8	LIBER		
	OTHER	218			218	AUTRE		
COMMODITY TOTAL TRACTORS		222	8	103	333		TOTAL DE MARCHANDISE TRACTEURS	
	U K			209	209	R U		
	DENMK			198	198	DANMK		
	GREEK			49	49	GREQ		
	NORW	47		2,172	2,219	NORV		
	SWEDN	530			530	SUEDE		
	U S A			712	712	E-U		
	OTHER	60			60	AUTRE		
COMMODITY TOTAL MACHINERY NES		637		3,340	3,977		TOTAL DE MARCHANDISE MACHINES NDA	
	U K	214		1,115	1,329	R U		

TABLE 2A. COMMODITIES UNLOADED FROM FOREIGN COUNTRIES BY COUNTRY OF ORIGIN, REGISTRY OF VESSEL AND CANADIAN REGION - 1977

TABLEAU 2A. MARCHANDISES RECHARGES EN PROVENANCE DE PAYS ETRANGERS SELON LE PAYS D'ORIGINE, L'IMMATRICULATION DU NAVIRE ET LA REGION DU CANADA - 1977

		SHORT TONS - TONNES COURTES							
COUNTRY OF ORIGIN AND KIND OF CARGO	REGISTRY OF VESSEL	ATLANTIC ATLANTIQUE	GREAT LAKES GRANDS LACS	PACIFIC PACIFIQUE	TOTAL TOTAL	IMMATIC. DU NAVIRE	PAYS D'ORIGINE ET MARCHANDISE		
JAPAN	CONT.						JAPON	SUITE	
	DENMK			169	169	DANMK			
	NORW	1,049		1,952	3,001	NORV			
	SWEDN	1,460			1,460	SUEDE			
	LIBER	338			338	LIBER			
	JAPAN			15	15	JAPON			
	U S A			2,298	2,298	E-U			
	OTHER			505	505	AUTRE			
COMMODITY TOTAL RAILWAY ROLLING STOCK PASS.AUTOS AND CHASSIS		3,061		6,054	9,115		TOTAL DE MARCHANDISE MAT.ROUL-DE CH-DE FER VOITURES PART.,CHASSIS		
	NORW			87	87	NORV			
	DENMK			103	103	DANMK			
	GER			1,748	1,748	ALL			
	GREEK			1,503	1,503	GREQC			
	NORW			4,494	4,494	NORV			
	LIBER			37,283	37,283	LIBER			
	JAPAN	2,510		26,117	28,627	JAPON			
	PANAM			29,448	29,448	PANAM			
	OTHER			1,862	1,862	AUTRE			
COMMODITY TOTAL TRUCKS AND CHASSIS		2,510		102,558	105,068		TOTAL DE MARCHANDISE CAMIONS ET CHASSIS		
	DENMK			292	292	DANMK			
	GREEK			596	596	GREQC			
	NORW			1,701	1,701	NORV			
	OTHER			336	336	AUTRE			
COMMODITY TOTAL MOTOR VEHICLE ENGINES				2,925	2,925		TOTAL DE MARCHANDISE MOTEURS DE VEH.AUTOM.		
	NORW			47	47	NORV			
	SWEDN	90			90	SUEDE			
	LIBER		257		257	LIBER			
	OTHER		16		22	AUTRE			
COMMODITY TOTAL ROAD MOTOR VEH. NES		90	273	53	416		TOTAL DE MARCHANDISE VEH.AUTOM.ROUTIERS NDA		
	NORW			122	122	NORV			
	SWEDN	1			1	SUEDE			
COMMODITY TOTAL SHIPS,AIRCRAFT,MIS.VEH				122	123		TOTAL DE MARCHANDISE NAVIRES,AVIONS,VEH.DIV		
	NORW			3	10	R U			
	SWEDN			93	95	NORV			
	JAPAN	40			40	SUEDE			
	OTHER			10	10	JAPON			
				35	35	AUTRE			
COMMODITY TOTAL RUBBER TIRES AND TUBES		49		141	190		TOTAL DE MARCHANDISE PNEUS, CHAMBRES A AIR		
	SWEDN	22			22	SUEDE			
	U S A				2	E-U			
	OTHER	24			24	AUTRE			
COMMODITY TOTAL EQUIPMENT MISC.		46		2	48		TOTAL DE MARCHANDISE MATERIEL DIVERS		
	U K	171		180	351	R U			
	DENMK			11	11	DANMK			
	GREEK			18	18	GREQC			
	NORW	642		1,016	1,658	NORV			
	SWEDN	264			264	SUEDE			
	LIBER	117	213		330	LIBER			
	U S A			289	289	E-U			
	OTHER	15	552	17	584	AUTRE			
COMMODITY TOTAL PERSONAL,HOUSEHOLD GOODS		1,209	765	1,531	3,505		TOTAL DE MARCHANDISE ART.PERS.ET MENAGERS		
	U K	25		123	148	R U			
	DENMK			3	3	DANMK			
	GREEK			30	30	GREQC			
	NORW	25		333	358	NORV			
	SWEDN	189			189	SUEDE			
	U S A			6	6	E-U			
	OTHER	19			19	AUTRE			
COMMODITY TOTAL CONTAINERS,CLOSURES		258		495	753		TOTAL DE MARCHANDISE CONTENEURS,FERMETURES		
	SWEDN	2			2	SUEDE			
	OTHER	41		348	389	AUTRE			
COMMODITY TOTAL MISC. END PRODUCTS NES		43		348	391		TOTAL DE MARCHANDISE PRODUITS FINIS DIV.NDA		
	U K	3		4	7	R U			
	DENMK			2	2	DANMK			
	NORW	20		2	22	NORV			
	SWEDN	1			1	SUEDE			
	U S A			38	38	E-U			
	OTHER	16	97		113	AUTRE			
COMMODITY TOTAL GENERAL CARGO		40	97	46	183		TOTAL DE MARCHANDISE MARCHANDISES DIVERSES		
	U K	13		78	91	R U			
	DENMK			102	102	DANMK			
	GER	17			17	ALL			
	GREEK	9			9	GREQC			
	NORW			11	11	NORV			
	SWEDN	60			60	SUEDE			
	LIBER	245	3		248	LIBER			
	OTHER	3		8	11	AUTRE			
COMMODITY TOTAL CONTAINERIZED FREIGHT		347	3		549		TOTAL DE MARCHANDISE FRET CONTENEURE SE		
	U K	4,791			2,829	R U			
	DENMK				1,296	DANMK			
	GER	8,554			8,554	ALL			
	GREEK			75	75	GREQC			
	NORW			5,621	5,621	NORV			
	SWEDN	6,587			6,587	SUEDE			
	LIBER	22,058	489	1,834	24,381	LIBER			
	JAPAN	127,206		139,611	266,817	JAPON			
	U S A			446	446	E-U			

TABLE 2A. COMMODITIES UNLOADED FROM FOREIGN COUNTRIES BY COUNTRY OF ORIGIN, REGISTRY OF VESSEL AND CANADIAN REGION - 1977

TABLEAU 2A. MARCHANDISES DECHARGÉES EN PROVENANCE DE PAYS ÉTRANGERS SELON LE PAYS D'ORIGINE, L'IMMATRICULATION DU NAVIRE ET LA RÉGION DU CANADA - 1977

		SHORT TONS - TONNES COURTES							
COUNTRY OF ORIGIN AND KIND OF CARGO	REGISTRY OF VESSEL	ATLANTIC ATLANTIQUE	GREAT LAKES GRANDS LACS	PACIFIC PACIFIQUE	TOTAL TOTAL	IMMATIC. DU NAVIRE	PAYS D'ORIGINE ET MARCHANDISE		
<b>JAPAN</b>	<b>CONT.</b>						<b>JAPON</b>	<b>SUITE</b>	
	OTHER	22,507		34,475	56,982	AUTRE			
<b>COMMODITY TOTAL</b>		<b>191,703</b>	<b>489</b>	<b>186,187</b>	<b>378,379</b>		<b>TOTAL DE MARCHANDISE</b>		
<b>COUNTRY/REGION TOTAL</b>		<b>262,721*</b>	<b>19,963*</b>	<b>747,724*</b>	<b>1,030,408*</b>		<b>TOTAL DE PAYS/REGION</b>		
<b>KOREA - SOUTH</b>							<b>CORÉE DU SUD</b>		
MISC. FOOD PREP. NES	OTHER		6		6	AUTRE	DIV. PREP. ALIM. NDA		
RUBBER, ALLIED GUMS, NAT	OTHER		104		104	AUTRE	CAOUTCHOUC GOMMES NAT.		
RUBBER FAB. MATERIALS	OTHER	9			9	AUTRE	DEMI-PROD. CAOUTCHOUC		
LUMBER AND TIMBER	LIBER	26			26	LIBER	BOIS D'OEUVRE ET CHARP.		
FLOORING	LIBER	60			60	LIBER	LAMES POUR PARQUET		
	JAPAN				37	JAPON			
<b>COMMODITY TOTAL</b>		<b>60</b>			<b>97</b>		<b>TOTAL DE MARCHANDISE</b>		
<b>SAWMILL PRODUCTS NES</b>	GREEK				32	GRECQ	SCIAGES NDA		
	JAPAN				29	JAPON			
<b>COMMODITY TOTAL</b>					<b>61</b>		<b>TOTAL DE MARCHANDISE</b>		
<b>VENEER, FLYWOOD</b>	U K	2,126	495		2,621	R U	PLACAGES, CONTRE-PLAQ.		
	DENMK	1,088	476		1,564	DANMK			
	GER	2,076	795		2,871	ALL			
	GREEK	2,974	488	495	3,957	GRECQ			
	LIBER	3,938	2,057	10,997	16,992	LIBER			
	JAPAN			6,237	6,237	JAPON			
	PANAM	2,287		501	2,788	PANAM			
	OTHER	4,517	992	6,017	11,526	AUTRE			
<b>COMMODITY TOTAL</b>		<b>19,006</b>	<b>5,303</b>	<b>24,247</b>	<b>48,556</b>		<b>TOTAL DE MARCHANDISE</b>		
<b>WOOD FAB. MATERIALS</b>	GREEK				87	GRECQ	DEMI-PRODUITS EN BOIS		
	LIBER				544	LIBER			
	JAPAN				481	JAPON			
	OTHER				276	AUTRE			
<b>COMMODITY TOTAL</b>		<b>151</b>	<b>249</b>		<b>1,388</b>		<b>TOTAL DE MARCHANDISE</b>		
<b>TEXTILE FAB. MTL NES</b>	NORV	6			62	NORV	OUVR. EN MAT. TEXT. NDA		
<b>ORGANIC CHEMICALS NES</b>	NORV	40			40	NORV	PROD. CHIM. ORGAN. NDA		
<b>CASTINGS, FORGINGS</b>	LIBER			32	32	LIBER	MOUL. PIÈCES FORGÉES		
<b>BARS AND RODS, STEEL</b>	GER		6		6	ALL	BARRES ET TIGES ACIER		
	GREEK	110			110	GRECQ			
	LIBER			1,066	1,066	LIBER			
	JAPAN				146	JAPON			
	OTHER				249	AUTRE			
<b>COMMODITY TOTAL</b>		<b>110</b>	<b>6</b>	<b>1,461</b>	<b>1,577</b>		<b>TOTAL DE MARCHANDISE</b>		
<b>PLATE &amp; SHEET STEEL</b>	GREEK		88		88	GRECQ	TOILES, FEUILLES D'ACIER		
	LIBER			17,972	17,972	LIBER			
	JAPAN			344	344	JAPON			
	OTHER			1,308	1,308	AUTRE			
<b>COMMODITY TOTAL</b>			<b>88</b>	<b>19,624</b>	<b>19,712</b>		<b>TOTAL DE MARCHANDISE</b>		
<b>STRUCTURAL SHAPES</b>	LIBER	222		933	1,155	LIBER	PROFILES DE CONSTRUCT.		
	JAPAN			706	706	JAPON			
<b>COMMODITY TOTAL</b>		<b>222</b>		<b>1,639</b>	<b>1,861</b>		<b>TOTAL DE MARCHANDISE</b>		
<b>PIPES, TUBES: IRON, STEEL</b>	GREEK			743	743	GRECQ	TUYAUX, TUBES: FER, ACIER		
	LIBER			2,434	2,434	LIBER			
	JAPAN			750	750	JAPON			
	OTHER			1,908	1,908	AUTRE			
<b>COMMODITY TOTAL</b>				<b>5,835</b>	<b>5,835</b>		<b>TOTAL DE MARCHANDISE</b>		
<b>WIRE</b>	U K			42	42	R U	FIL METALLIQUE		
	DENMK			25	25	DANMK			
	LIBER			43	43	LIBER			
	JAPAN			40	40	JAPON			
	OTHER	7		123	130	AUTRE			
<b>COMMODITY TOTAL</b>		<b>7</b>		<b>273</b>	<b>280</b>		<b>TOTAL DE MARCHANDISE</b>		
<b>METAL FAB. BASIC PROD.</b>	DENMK			87	87	DANMK	OUVR. DE BASE EN METAL		
	LIBER			144	144	LIBER			
				231	231				
<b>COMMODITY TOTAL</b>							<b>TOTAL DE MARCHANDISE</b>		
<b>SHIPS, AIRCRAFT, MIS. VEH</b>	OTHER	8			8	AUTRE	NAVIRES, AVIONS, VEH. DIV		
<b>EQUIPMENT MISC.</b>	NORV	21			21	NORV	MATERIEL DIVERS		
	OTHER	3		5	8	AUTRE			
<b>COMMODITY TOTAL</b>		<b>24</b>		<b>5</b>	<b>29</b>		<b>TOTAL DE MARCHANDISE</b>		
<b>PERSONAL, HOUSEHOLD GOODS</b>	NORV	51		14	65	NORV	ART. PERS. ET MENAGERS		
	SWEDN	1			1	SUEDE			
	OTHER	2	4	2	8	AUTRE			
<b>COMMODITY TOTAL</b>		<b>54</b>	<b>4</b>	<b>16</b>	<b>74</b>		<b>TOTAL DE MARCHANDISE</b>		
<b>CONTAINERIZED FREIGHT</b>	U K			682	682	R U	FRET CONTENEURESE		
	DENMK			600	600	DANMK			
	NORV			100	100	NORV			
	SWEDN	43			43	SUEDE			
	LIBER	277			277	LIBER			
	JAPAN	632			632	JAPON			
	OTHER	199	82	819	1,100	AUTRE			
<b>COMMODITY TOTAL</b>		<b>1,151</b>	<b>82</b>	<b>2,201</b>	<b>3,434</b>		<b>TOTAL DE MARCHANDISE</b>		
<b>COUNTRY/REGION TOTAL</b>		<b>23,874*</b>	<b>5,842*</b>	<b>57,106*</b>	<b>83,822</b>		<b>TOTAL DE PAYS/REGION</b>		



TABLE 2A. COMMODITIES UNLOADED FROM FOREIGN COUNTRIES BY COUNTRY OF ORIGIN, REGISTRY OF VESSEL AND CANADIAN REGION - 1977

TABLEAU 2A. MARCHANDISES DÉCHARGÉES EN PROVENANCE DE PAYS ÉTRANGERS SELON LE PAYS D'ORIGINE, L'IMMATRICULATION DU NAVIRE ET LA RÉGION DU CANADA - 1977

SHORT TONS - TONNES COURTES							
COUNTRY OF ORIGIN AND KIND OF CARGO	REGISTRY OF VESSEL	ATLANTIC ATLANTIQUE	GREAT LAKES GRANDS LACS	PACIFIC PACIFIQUE	TOTAL TOTAL	IMMATIC. DU NAVIRE	PAYS D'ORIGINE ET MARCHANDISE
<b>PHILIPPINES</b>							<b>PHILIPPINES</b>
MEAT, FRESH OR FROZEN	U S A			11	11	E-U	VIANDE, FRAICHE / CONG.
FRUIT JUICES	LIBER	520			520	LIBER	JUS DE FRUIT
FRUITS, PREP. CANNED	LIBER	480	500		980	LIBER	FRUITS PREP. EN BOITE
	U S A			146	146	E-U	
	OTHER	1,436	2,447		3,883	AUTRE	
COMMODITY TOTAL		1,916	2,947	146	5,009		TOTAL DE MARCHANDISE
NUTS, EXC. OIL NUTS NES	SWEDN	25			25	SUEDE	NOIX, SAUF OLEAG. NDA
	U S A			82	82	E-U	
COMMODITY TOTAL		25		82	107		TOTAL DE MARCHANDISE
VEGETABLE PREP. NES	LIBER	208	1,000		1,208	LIBER	PREP. DE LEGUMES NDA
	OTHER	476	585	2	1,063	AUTRE	
COMMODITY TOTAL		684	1,585	2	2,271		TOTAL DE MARCHANDISE
MISC. FOOD PREP. NES	U K			2	2	R U	DIV. PREP. ALIM. NDA
	LIBER		428		428	LIBER	
	U S A			41	41	E-U	
	OTHER	475	584		1,059	AUTRE	
COMMODITY TOTAL		475	1,012	43	1,530		TOTAL DE MARCHANDISE
TEXTILE FIBRES NES	U S A			55	55	E-U	FIBRES TEXTILES NDA
ORES AND CONC. NES	GREEK	11,022			11,022	GREQC	MINERAIS ET CONC. NDA
LUMBER AND TIMBER	U K			96	96	R U	BOIS D'OEUVRE ET CHARP.
	LIBER			70	70	LIBER	
	JAPAN			176	176	JAPON	
	U S A			208	208	E-U	
	OTHER			9,917	9,917	AUTRE	
COMMODITY TOTAL				10,467	10,467		TOTAL DE MARCHANDISE
VENEER, PLYWOOD	OTHER	56		13	69	AUTRE	PLACAGES, CONTRE-PLAQ.
WOOD FAB. MATERIALS	U K			32	32	R U	DEMI-PRODUITS EN BOIS
	LIBER			170	170	LIBER	
	OTHER			128	128	AUTRE	
COMMODITY TOTAL				330	330		TOTAL DE MARCHANDISE
JUTE WOVEN FABRICS	U S A			50	50	E-U	TISSUS DE JUTE
VEG. OILS, FATS NES	NORW	2,410	16,171		18,581	NORV	HUIL. MAT. GRAS. VEG. NDA
	LIBER	554	8,961		9,515	LIBER	
COMMODITY TOTAL		2,964	25,132		28,096		TOTAL DE MARCHANDISE
ORGANIC CHEMICALS NES	LIBER		578		578	LIBER	PROD. CHIM. ORGAN. NDA
PLASTIC MATERIALS	U S A			37	37	E-U	MATIERES PLASTIQUES
PLATE & SHEET STEEL	OTHER	168			168	AUTRE	TOLES, FEUILLES D'ACIER
METAL FAB. BASIC PROD.	U K			6	6	R U	OUVR. DE BASE EN METAL
MISC. FABRICATED PROD.	U S A			56	56	E-U	OUVRAGES DIVERS
PERSONAL, HOUSEHOLD GOODS	SWEDN	35			35	SUEDE	ART. PERS. ET MENAGERS
	U S A			15	15	E-U	
	OTHER	1		6	7	AUTRE	
COMMODITY TOTAL		36		21	57		TOTAL DE MARCHANDISE
MISC. END PRODUCTS NES	SWEDN	13			13	SUEDE	PRODUITS FINIS DIV. NDA
GENERAL CARGO	U K			2	2	R U	MARCHANDISES DIVERSES
	SWEDN	34			34	SUEDE	
	U S A			15	15	E-U	
COMMODITY TOTAL		34		17	51		TOTAL DE MARCHANDISE
CONTAINERIZED FREIGHT	NORW			16	16	NORV	FRET CONTENEUREUSE
	SWEDN	1,232			1,232	SUEDE	
	LIBER	68			68	LIBER	
	JAPAN	46			46	JAPON	
	U S A			2,017	2,017	E-U	
	OTHER	782		22	804	AUTRE	
COMMODITY TOTAL		2,128		2,055	4,183		TOTAL DE MARCHANDISE
<b>COUNTRY/REGION TOTAL</b>		<b>20,041*</b>	<b>31,254*</b>	<b>13,391*</b>	<b>64,686*</b>		<b>TOTAL DE PAYS/REGION</b>
<b>TAIWAN</b>							<b>TAIWAN</b>
SHELL FISH, NES	U S A			4	4	E-U	MOLLUSQUES CRUST., NDA
FRESH FRUITS, BERRIES	U S A			24	24	E-U	FRUITS, BAIES FRAIS
FRUITS, PREP. CANNED	U S A			12	12	E-U	FRUITS PREP. EN BOITE
	OTHER	20			20	AUTRE	
COMMODITY TOTAL		20		12	32		TOTAL DE MARCHANDISE
VEGETABLES, FRESH	SWEDN	7			7	SUEDE	LEGUMES, FRAIS
	U S A			6	6	E-U	
COMMODITY TOTAL		7		5	13		TOTAL DE MARCHANDISE
VEGETABLES, FROZEN	U S A			5	5	E-U	LEGUMES, CONGEELES
VEGETABLE PREP. NES	U K	17			17	R U	PREP. DE LEGUMES NDA
	LIBER	142			142	LIBER	
	U S A			262	262	E-U	
	OTHER	249			249	AUTRE	
COMMODITY TOTAL		408		262	670		TOTAL DE MARCHANDISE
TEA	NORW	85			85	NORV	THE
SPICES	NORW	14			14	NORV	EPICES
	LIBER	29			29	LIBER	
	U S A			12	12	E-U	
COMMODITY TOTAL		43		12	55		TOTAL DE MARCHANDISE
MEAT, FOOD PREP. NES	U K			37	37	R U	DIV. PREP. ALIM. NDA
	NORW			4	4	NORV	
	LIBER	149			149	LIBER	
	U S A			44	44	E-U	
	OTHER	3		92	95	AUTRE	
COMMODITY TOTAL		152		177	329		TOTAL DE MARCHANDISE
GRAND VEG. PROD. NES	NORW	7			7	NORV	PR. BRUTS ORIG. VEG. NDA

TABLE 2A. COMMODITIES UNLOADED FROM FOREIGN COUNTRIES BY COUNTRY OF ORIGIN, REGISTRY OF VESSEL AND CANADIAN PORTION - 1977

TABLEAU 2A. MARCHANDISES DECHARGÉES EN PROVENANCE DE PAYS ÉTRANGERS SELON LE PAYS D'ORIGINE, L'IMMATRICULATION DU NAVIRE ET LA RÉGION DU CANADA - 1977

		SHORT TONS - TONNES COURTES							
COUNTRY OF ORIGIN AND KIND OF CARGO	REGISTRY OF VESSEL	ATLANTIC ATLANTIQUE	GREAT LAKES GRANDS LACS	PACIFIC PACIFIQUE	TOTAL TOTAL	IMMATIC. DU NAVIRE	PAYS D'ORIGINE ET MARCHANDISE		
TAIWAN	CONT.						TAIWAN	SUITE	
	SWEDN	11			11	SUEDE			
	U S A			3	3	E-U			
COMMODITY TOTAL		18		3	21		TOTAL DE MARCHANDISE		
TEXTILE FIBRES NES	NORW	105			105	NORV	FIBRES TEXTILES NDA		
RUBBER FAB.MATERIALS	U S A			1	1	E-U	DEMI-PROD.CAOUTCHOUC		
LUMBER AND TIMBER	GREEK	119			119	GRECQ	BOIS D'OEUVRE ET CHARP.		
	LIBER			1,300	1,300	LIBER			
	OTHER	31		48	79	AUTRE			
COMMODITY TOTAL		150		1,348	1,498		TOTAL DE MARCHANDISE		
VENEER, PLYWOOD	U K			1,459	1,459	R U	PLACAGES,CONTRE-PLAQ.		
	DENMK	3,901	3,671		7,572	DANMK			
	GREEK	2,616	1,049		3,665	GRECQ			
	NORW	163		4	167	NORV			
	LIBER	5,978	2,444	10,694	19,116	LIBER			
	JAPAN			2,195	2,195	JAPON			
	PANAM			1,513	1,513	PANAM			
	U S A			176	176	E-U			
	OTHER	1,991	4,771	1,815	8,577	AUTRE			
COMMODITY TOTAL		14,649	11,935	17,856	44,440		TOTAL DE MARCHANDISE		
WOOD FAB.MATERIALS	U K			173	173	R U	DEMI-PRODUITS EN BOIS		
	GREEK	57			57	GRECQ			
	NORW	42			42	NORV			
	LIBER	125		464	589	LIBER			
	PANAM			167	167	PANAM			
	U S A			30	30	E-U			
	OTHER	2,680		51	2,731	AUTRE			
COMMODITY TOTAL		2,904		885	3,789		TOTAL DE MARCHANDISE		
PAPERBOARD	U K	10			10	R U	CARTON		
TEXTILE FAB.MTL NES	U K			9	9	R U	OUVR.EN MAT.TEXT.NDA		
	NORW	50		4	54	NORV			
	U S A			53	53	E-U			
	OTHER	65			65	AUTRE			
COMMODITY TOTAL		115		66	181		TOTAL DE MARCHANDISE		
VEG.OILS,FATS NES	NORW	215	613		828	NORV	BUILL.MAT.CHAUVRE.NDA		
PLASTIC MATERIALS	NORW	88			88	NORV	MATIERES PLASTIQUES		
	OTHER		5		5	AUTRE			
COMMODITY TOTAL		88	5		93		TOTAL DE MARCHANDISE		
BARS AND RODS,STEEL	DENMK		20		20	DANMK	BARRES ET TIGES ACIER		
STRUCTURAL SHAPES	NORW	11			11	NORV	PROFILES DE CONSTRUCT.		
	OTHER			24	24	AUTRE			
COMMODITY TOTAL		11		24	35		TOTAL DE MARCHANDISE		
PIPES,TUBES:IRON,STEEL	U S A			6	6	E-U	TUYAUX,TUBES:FER,ACIER		
WIRE	U S A			15	15	E-U	FTL METALLIQUE		
METAL FAB.BASIC PROD.	U K	26		7	33	R U	OUVR.DE BASE EN METAL		
	NORW	53		4	57	NORV			
	SWEDN	8			8	SUEDE			
	U S A			2	2	E-U			
	OTHER	138	363	35	536	AUTRE			
COMMODITY TOTAL		225	363	48	636		TOTAL DE MARCHANDISE		
GLASS BASIC PRODUCTS	U K			286	286	R U	OUVR.DE BASE EN VERRE		
	NORW			80	80	NORV			
	U S A			434	434	E-U			
	OTHER			193	193	AUTRE			
COMMODITY TOTAL				993	993		TOTAL DE MARCHANDISE		
NON-MET.MIN.BASIC PROD	NORW	12			12	NORV	PROD.MIN.NON-MET.BASE		
MISC.FABRICATED PROD.	OTHER	2			2	AUTRE	OUVRAGES DIVERS		
MACHINERY NES	NORW	34			34	NORV	MACHINES NDA		
	SWEDN	39			39	SUEDE			
	U S A			12	12	E-U			
COMMODITY TOTAL		73		12	85		TOTAL DE MARCHANDISE		
SHIPS,AIRCRAFT,MIS.VEH	U K			13	13	R U	NAVIRES,AVIONS,VEH.DIV		
	NORW	51		13	64	NORV			
	SWEDN	6			6	SUEDE			
	LIBER			10	10	LIBER			
	U S A			99	99	E-U			
	OTHER			9	9	AUTRE			
COMMODITY TOTAL		57		144	201		TOTAL DE MARCHANDISE		
RUBBER TIRES AND TUBES	NORW	13			13	NORV	PNEUS, CHAMBRES A AIR		
EQUIPMENT MISC.	U K	9		1	10	R U	MATERIEL DIVERS		
	NORW	85			85	NORV			
	LIBER		5		5	LIBER			
	U S A			6	6	E-U			
	OTHER			3	3	AUTRE			
COMMODITY TOTAL		94	5	10	109		TOTAL DE MARCHANDISE		
PERSONAL,HSEHOLD GOODS	U K	21		18	39	R U	ART.PERS.ET MENAGERS		
	NORW	321		3	324	NORV			
	SWEDN	19			19	SUEDE			
	U S A			20	20	E-U			
	OTHER		33	4	37	AUTRE			
COMMODITY TOTAL		361	33	45	439		TOTAL DE MARCHANDISE		
MISC. END PRODUCTS NES	U K	2		6	8	R U	PRODUITS FINIS DIVERS		
	NORW	3			3	NORV			
	U S A			9	9	E-U			
	OTHER	3		20	23	AUTRE			
COMMODITY TOTAL		8		35	43		TOTAL DE MARCHANDISE		
GENERAL CARGO	OTHER	15	12		27	AUTRE	MARCHANDISES DIVERSES		

TABLE 2A. COMMODITIES UNLOADED FROM FOREIGN COUNTRIES BY COUNTRY OF ORIGIN, REGISTRY OF VESSEL AND CANADIAN REGION - 1977

TABLEAU 2A. MARCHANDISES DÉCHARGÉES EN PROVENANCE DE PAYS ÉTRANGERS SELON LE PAYS D'ORIGINE, L'IMMATRICULATION

DU NAVIRE ET LA RÉGION DU CANADA - 1977

SHORT TONS - TONNES COURTES

COUNTRY OF ORIGIN AND KIND OF CARGO	REGISTRY OF VESSEL	ATLANTIC ATLANTIQUE	GREAT LAKES GRANDS LACS	PACIFIC PACIFIQUE	TOTAL TOTAL	IMMATIC. DU NAVIRE	PAYS D'ORIGINE ET MARCHANDISE
<b>TAIWAN</b>							<b>TAIWAN</b>
CONTAINERIZED FREIGHT	U K	2,394		855	3,249	R U	FRET CONTENEURESE
	DENMK	98			98	DANMK	
	GER	1,766			1,766	ALL	
	GREEK	198	302		500	GREQ	
	NORW			235	235	NORV	
	SWEDN	2,414			2,414	SUEDE	
	LIBER	9,658	100	1,325	11,083	LIBER	
	JAPAN	611			611	JAPDN	
	U S A			1,034	1,034	F-U	
	OTHER	2,651			10,053	AUTRE	
COMMODITY TOTAL		19,790	402	10,851	31,043		TOTAL DE MARCHANDISE
COUNTRY/REGION TOTAL		39,630*	13,388*	32,844*	85,862*		TOTAL DE PAYS/REGION
<b>THAILAND</b>							<b>THAÏLANDE</b>
FISH, CANNED	OTHER			18	18	AUTRE	POISSON EN BOITES
SHELL FISH, NES	OTHER			13	13	AUTRE	MOLLUSQUES CRUST. NDA
MACARONI, CEREAL PROD.	U K			56	56	R U	PATES ALIM. PROD. CEREAL
	NORW	103			103	NORV	
	OTHER			17	17	AUTRE	
COMMODITY TOTAL		103		73	176		TOTAL DE MARCHANDISE
FRESH FRUITS, BERRIES	U K				39	R U	FRUITS, BAIES FRAIS
FRUITS, PREP. CANNED	U K				35	R U	FRUITS PREP. EN BOITE
	NORW				21	NORV	
	OTHER			141	141	AUTRE	
COMMODITY TOTAL		56		141	197		TOTAL DE MARCHANDISE
VEGETABLES, FROZEN	U S A			3	3	E-U	LEGUMES, CONGELES
VEGETABLES, DRIED	NORW	145			145	NORV	LEGUMES, SECS
	U S A			45	45	F-U	
	OTHER			116	116	AUTRE	
COMMODITY TOTAL		145		161	306		TOTAL DE MARCHANDISE
MISC. FOOD PREP. NES	U K			294	294	R U	DIV. PREP. ALIM. NDA
	DENMK			31	31	DANMK	
	NORW	4		20	24	NORV	
	U S A			29	29	E-U	
COMMODITY TOTAL		4		374	378		TOTAL DE MARCHANDISE
LUMBER AND TIMBER	U K	6		125	131	R U	BOIS D'OEUVRE ET CHARP.
	DENMK			1	1	DANMK	
	NORW	177			177	NORV	
	U S A			29	29	E-U	
	OTHER			110	110	AUTRE	
COMMODITY TOTAL		183		265	448		TOTAL DE MARCHANDISE
FLOORING	U K				31	R U	LAMES POUR PARQUET
VENEER, PLYWOOD	U K				40	R U	PLACAGES, CONTRE-PLAQ.
	U S A				38	E-U	
COMMODITY TOTAL		40			78		TOTAL DE MARCHANDISE
WOOD FAB. MATERIALS	U K				8	R U	DEMI-PRODUITS EN BOIS
	NORW	2			2	NORV	
COMMODITY TOTAL		2		8	10		TOTAL DE MARCHANDISE
TEXTILE FAB. MTL NES	U K			14	14	R U	OUVR. EN MAT. TEXT. NDA
	NORW	11			11	NORV	
	OTHER			4	4	AUTRE	
COMMODITY TOTAL		11			18		TOTAL DE MARCHANDISE
MISC. FABRICATED PROD.	DENMK			1	1	DANMK	OUVRAGES DIVERS
MACHINERY NES	U K			1	1	R U	MACHINES NDA
PERSONAL, HOUSEHOLD GOODS	U K	3		70	73	R U	ART. PERS. ET MENAGERS
	DENMK			7	7	DANMK	
	NORW	18			18	NORV	
	U S A			10	10	E-U	
COMMODITY TOTAL		21			87		TOTAL DE MARCHANDISE
MISC. END PRODUCTS NES	U K				13	R U	PRODUITS FINIS DIV. NDA
	NORW				2	NORV	
COMMODITY TOTAL					15		TOTAL DE MARCHANDISE
GENERAL CARGO	U K	2			2	R U	MARCHANDISES DIVERSES
	OTHER				1	AUTRE	
COMMODITY TOTAL		2			3		TOTAL DE MARCHANDISE
CONTAINERIZED FREIGHT	U K				95	R U	FRET CONTENEURESE
	U S A				17	E-U	
	OTHER				496	AUTRE	
COMMODITY TOTAL					608		TOTAL DE MARCHANDISE
COUNTRY/REGION TOTAL		637*	*	1,827*	2,464*		TOTAL DE PAYS/REGION
<b>AUSTRALIA</b>							<b>AUSTRALIE</b>
MEAT, FRESH OR FROZEN	GER			61	61	ALL	VIANDE, FRAICHE / CONG.
	GREEK			18	18	GREQ	
	NORW			312	312	NORV	
	U S A			64	64	E-U	
COMMODITY TOTAL				455	455		TOTAL DE MARCHANDISE
FISH, FRESH OR FROZEN	NORW			8	8	NORV	POISSON, FRAIS OU CONG.
FISH, SALTED OR CURED	SWEDN			6	6	SUEDE	POISSON, SALE OU FUME
FISH, CANNED	U S A			1	1	E-U	POISSON EN BOITES
BUTTER	DENMK			4,035	4,035	DANMK	BEURRE
FRUITS, PREP. CANNED	U K			373	373	R U	FRUITS PREP. EN BOITE



TABLE 2A. COMMODITIES UNLOADED FROM FOREIGN COUNTRIES BY COUNTRY OF ORIGIN, REGISTRY OF VESSEL AND CANADIAN REGION - 1977

TABLEAU 2A. MARCHANDISES DECHARGEES EN PROVENANCE DE PAYS ETRANGERS SELON LE PAYS D'ORIGINE, L'IMMATRICULATION DU NAVIRE ET LA REGION DU CANADA - 1977

		SHORT TONS - TONNES COURTES						
COUNTRY OF ORIGIN AND KIND OF CARGO	REGISTRY OF VESSEL	ATLANTIC ATLANTIQUE	GREAT LAKES GRANDS LACS	PACIFIC PACIFIQUE	TOTAL TOTAL	IMMATIC. DU NAVIRE	PAYS D'ORIGINE ET MARCHANDISE	
AUSTRALIA CONT.							AUSTRALIE SUITE	
	SWEDN			369	369	SUEDE		
	OTHER			466	466	AUTRE		
COMMODITY TOTAL				1,208	1,208		TOTAL DE MARCHANDISE	
RAW SUGAR	U K	93,526	30,825		124,351	R U	SUCRE BRUT	
	GREEK	70,456	49,060	22,046	141,562	GRECQ		
	NETH	19,841			19,841	P. BAS		
	LIBER	70,409	27,488		97,897	LIBER		
	OTHER	36,367	29,679		66,046	AUTRE		
COMMODITY TOTAL		290,599	137,052	22,046	449,697		TOTAL DE MARCHANDISE	
SYRUP	OTHER			4	4	AUTRE	SIROP	
SUGAR PREPARATIONS	U S A			3	3	E-U	PREP. A BASE DE SUCRE	
COFFEE	U S A			56	56	E-U	CAFE	
SPICES	OTHER			2	2	AUTRE	EPICES	
MISC. FOOD PREP. NES	NORW			3	3	NORV	DIV. PREP. ALIM. NDA	
ALE, BEER, STOUT, PORTER	U K			2	2	R U	ALE, BIERE, STOUT, PORTER	
	NORW			44	44	NORV		
COMMODITY TOTAL				46	46		TOTAL DE MARCHANDISE	
WINES	U K			18	18	R U	VINS	
	SWEDN			19	19	SUEDE		
	OTHER			8	8	AUTRE		
COMMODITY TOTAL				45	45		TOTAL DE MARCHANDISE	
DIST. ALCOHOLIC BEV.	GER			20	20	ALL	BOISS. ALCOOL. DIST.	
	NORW			17	17	NORV		
COMMODITY TOTAL				37	37		TOTAL DE MARCHANDISE	
CRUDE ANIMAL PROD. NES	U S A			17	17	E-U	PR. BRUTS ORIG. ANIM. NDA	
ALUMINA, BAUXITE ORES	GREEK	7,826		254,988	262,814	GRECQ	MINERAIS ALUMINE, BAUX.	
	NORW			20,735	20,735	NORV		
	LIBER	6,834		205,933	212,767	LIBER		
	JAPAN			65,143	65,143	JAPON		
COMMODITY TOTAL		14,660		546,799	561,459		TOTAL DE MARCHANDISE	
LEAD DRE AND CONG.	LIBER	8,776			8,776	LIBER	MINERAI. CUIVRE, PLOMB	
NICKEL-COPPER ORE	U K			8,535	8,535	R U	MINERAI. DE CUIVRE-NICKEL	
	GREEK			6,98	6,98	GRECQ		
	NORW			15,044	15,044	NORV		
	PANAM			8,116	8,116	PANAM		
COMMODITY TOTAL				32,393	32,393		TOTAL DE MARCHANDISE	
ORES AND CONC. NES	GREEK	2,794	15,866		18,660	GRECQ	MINERAIS ET CONC. NDA	
IRON AND STEEL SCRAP	OTHER			421	421	AUTRE	DECHETS DE FER, D'ACIER	
SAND AND GRAVEL	NORW		17,077		17,077	NORV	SABLE ET GRAVIERS	
LUMBER AND TIMBER	NORW			6	6	NORV	BOIS D'OEUVRE ET CHARP.	
	OTHER			9	9	AUTRE		
COMMODITY TOTAL				15	15		TOTAL DE MARCHANDISE	
FISH, MARINE ANIMAL CIL	U K			1,323	1,323	R U	HUIL. DE POISSON, AN. MAR	
METALLIC SALTS	NORW			684	684	NORV	SELS METALLIQUES	
ORGANIC CHEMICALS NES	NORW			93	93	NORV	PROD. CHIM. ORGAN. NDA	
AGRICULTURAL CHEMICALS	OTHER			11	11	AUTRE	PROD. CHIM. AGRICOLS	
PLASTIC MATERIALS	U S A			1	1	E-U	MATIERES PLASTIQUES	
COAL TAR, PITCH	GREEK			23,803	23,803	GRECQ	GOUDRON, BRAI DE BOUILL.	
	NORW			9,094	9,094	NORV		
COMMODITY TOTAL				32,897	32,897		TOTAL DE MARCHANDISE	
BARNS AND RODS, STEEL	U K			4,281	4,281	R U	BARRES ET TIGES ACIER	
	OTHER			2,290	2,290	AUTRE		
COMMODITY TOTAL				6,571	6,571		TOTAL DE MARCHANDISE	
PLATE & SHEET STEEL	U K			757	757	R U	TOLES, FEUILLES D'ACIER	
	SWEDN			4,145	4,145	SUEDE		
	OTHER			2,475	2,475	AUTRE		
COMMODITY TOTAL				7,377	7,377		TOTAL DE MARCHANDISE	
STRUCTURAL SHAPES	OTHER			18	18	AUTRE	PROFILES DE CONSTRUCT.	
PIPES, TUBES: IRON, STEEL	U K			513	513	R U	TUYAUX, TUBES: FER, ACIER	
	GER			1	1	ALL		
	SWEDN			323	323	SUEDE		
	U S A			2	2	E-U		
COMMODITY TOTAL				839	839		TOTAL DE MARCHANDISE	
WIPE	U K			161	161	R U	FIL METALLIQUE	
	SWEDN			240	240	SUEDE		
	OTHER			195	195	AUTRE		
COMMODITY TOTAL				596	596		TOTAL DE MARCHANDISE	
COPPER AND ALLOYS	U K			5	5	R U	CUIVRE ET ALLIAGES	
	OTHER			8	8	AUTRE		
COMMODITY TOTAL				13	13		TOTAL DE MARCHANDISE	
NICKEL AND ALLOYS	NORV			812	812	NORV	NICKEL ET ALLIAGES	
NON-FERROUS METALS NES	NORV			55	55	NORV	METAUX NON-FERREUX NDA	
	OTHER			551	551	AUTRE		
COMMODITY TOTAL				606	606		TOTAL DE MARCHANDISE	
METAL FAB. BASIC PROD.	U K			155	155	R U	OUVR. DE BASE EN METAL	
	SWEDN			131	131	SUEDE		
	U S A			23	23	E-U		
	OTHER			286	286	AUTRE		
COMMODITY TOTAL				595	595		TOTAL DE MARCHANDISE	
MACHINERY NES	U K			2	2	R U	MACHINES SDA	
	U S A			17	17	E-U		
	OTHER			57	57	AUTRE		
COMMODITY TOTAL				76	76		TOTAL DE MARCHANDISE	
MOTOR VEHICLE ENGINES	OTHER			2	2	AUTRE	MOTEURS DE VEH. AUTOM.	
SHIPS, AIRCRAFT, MIS. VEH	SWEDN			7	7	SUEDE	NAVIRES, AVIONS, VEH. DIV	
	U S A			2	2	E-U		

TABLE 2. COMMODITIES UNLOADED FROM FOREIGN COUNTRIES BY COUNTRY OF ORIGIN, REGISTRY OF VESSEL AND CANADIAN REGION - 1977

TABLÉAU 2A. MARCHANDISES DÉCHARGÉES EN PROVENANCE DE PAYS ÉTRANGERS SELON LE PAYS D'ORIGINE, L'IMMATRICULATION

DU NAVIRE ET LA RÉGION DU CANADA - 1977

SHORT TONS - TONNES COURTES

COUNTRY OF ORIGIN AND KIND OF CARGO	REGISTRY OF VESSEL	ATLANTIC ATLANTIQUE	GREAT LAKES GRANDS LACS	PACIFIC PACIFIQUE	TOTAL TOTAL	IMMATIC. DU NAVIRE	PAYS D'ORIGINE ET MARCHANDISE
<b>AUSTRALIA</b>							<b>AUSTRALIE</b>
<b>COMMODITY TOTAL</b>				9	9		<b>SUITE</b>
EQUIPMENT MISC.	U K			29	29	R U	TOTAL DE MARCHANDISE
	GER			1	1	ALL	MATERIEL DIVERS
	SWEDN			10	10	SUEDE	
	U S A			3	3	E-U	
	OTHER			6	6	AUTRE	
<b>COMMODITY TOTAL</b>				49	49		<b>TOTAL DE MARCHANDISE</b>
PERSONAL, HOUSEHOLD GOODS	GER			1	1	ALL	ART. PERS. ET MENAGERS
	NORW			4	4	NORV	
	U S A			17	17	E-U	
<b>COMMODITY TOTAL</b>				22	22		<b>TOTAL DE MARCHANDISE</b>
MISC. END PRODUCTS NES	GER			3	3	ALL	PRODUITS FINIS DIV. NDA
	U S A			2	2	E-U	
<b>COMMODITY TOTAL</b>				5	5		<b>TOTAL DE MARCHANDISE</b>
GENERAL CARGO	U K			3,581	3,581	R U	MARCHANDISES DIVERSES
	GER			1	1	ALL	
	SWEDN			2,274	2,274	SUEDE	
	OTHER			3,920	3,920	AUTRE	
<b>COMMODITY TOTAL</b>				9,776	9,776		<b>TOTAL DE MARCHANDISE</b>
CONTAINERIZED FREIGHT	U K	28,881			28,881	R U	FRET CONTENEURESE
	GER	31,602		5,170	36,772	ALL	
	NORW			29	29	NORV	
	SWEDN	1,168			1,168	SUEDE	
	U S A			7,412	7,412	E-U	
	OTHER	6,426		202	6,628	AUTRE	
<b>COMMODITY TOTAL</b>		68,077		12,813	80,890		<b>TOTAL DE MARCHANDISE</b>
<b>COUNTRY/REGION TOTAL</b>		384,906*	169,995*	682,788*	1,237,689*		<b>TOTAL DE PAYS/REGION</b>
<b>FIJI</b>							<b>FIDJI</b>
FRESH FRUITS, BERRIES	SWEDN			2	2	SUEDE	FRUITS, BAIES FRAIS
NUTS, EXC. OIL NUTS NES	U K			52	52	R U	NOIX, SAUF OLEAG. NDA
	SWEDN			5	5	SUEDE	
<b>COMMODITY TOTAL</b>				57	57		<b>TOTAL DE MARCHANDISE</b>
SPICES	U K			134	134	R U	EPICES
	SWEDN			26	26	SUEDE	
	OTHER			53	53	AUTRE	
<b>COMMODITY TOTAL</b>				213	213		<b>TOTAL DE MARCHANDISE</b>
MISC. FOOD PREP. NES	U K			2	2	R U	DIV. PREP. ALIM. NDA
PERSONAL, HOUSEHOLD GOODS	U K			719	719	R U	ART. PERS. ET MENAGERS
	SWEDN			4	4	SUEDE	
<b>COMMODITY TOTAL</b>				723	723		<b>TOTAL DE MARCHANDISE</b>
CONTAINERIZED FREIGHT	U K			484	484	R U	FRET CONTENEURESE
<b>COUNTRY/REGION TOTAL</b>		*	*	1,481*	1,481*		<b>TOTAL DE PAYS/REGION</b>
<b>NEW ZEALAND</b>							<b>NOUVEAU-ZELANDE</b>
MEAT, FRESH OR FROZEN	U K			670	670	R U	VIANDE, FRAICHE / CONG.
	GER			263	263	ALL	
	U S A			187	187	E-U	
<b>COMMODITY TOTAL</b>				1,120	1,120		<b>TOTAL DE MARCHANDISE</b>
FISH, FRESH OR FROZEN	U K			3	3	R U	POISSON, FRAIS OU CONG.
FISH, SALTED OR CURED	U K			3	3	R U	POISSON, SALE OU FUME
FISH, CANNED	U K			3	3	R U	POISSON EN BOITES
LOBSTER	U K			3	3	R U	HOMARD
SHELL FISH, NES	U K			5	5	R U	MOLLUSQUES CRUST. NDA
BUTTER	U K			6	6	R U	BEURRE
CHEESE	U K			15	15	R U	FROMAGE
	U S A			17	17	E-U	
<b>COMMODITY TOTAL</b>				32	32		<b>TOTAL DE MARCHANDISE</b>
FRESH FRUITS, BERRIES	U K			12	12	R U	FRUITS, BAIES FRAIS
FROZEN FRUITS, BERRIES	U K			3	3	R U	FRUITS, BAIES CONGELES
FRUIT JUICES	GER			73	73	ALL	JUS DE FRUIT
VEGETABLES, FRESH	U K			1,551	1,551	R U	LEGUMES, FRAIS
	U S A			149	149	E-U	
<b>COMMODITY TOTAL</b>				1,700	1,700		<b>TOTAL DE MARCHANDISE</b>
VEGETABLES, DRIED	U K			1,353	1,353	R U	LEGUMES, SECS
SPICES	U K			1	1	R U	EPICES
SAUSAGE SKINS, CASINGS	U K			672	672	R U	BOYAUX A SAUCISSES
MISC. FOOD PREP. NES	U K			2	2	R U	DIV. PREP. ALIM. NDA
ALE, BEER, STOUT, PORTER	U K			578	578	R U	ALE, BIÈRE, STOUT, PORTER
WINES	U K			42	42	R U	VINS
FERM. ALCOHOLIC BEV.	GER			18	18	ALL	BOISS. ALCOOL. FERME.
CRUDE ANIMAL PROD. NES	U S A			16	16	E-U	PR. BRUTS ORIG. ANIM. NDA
SEEDS FOR SOWING NES	U K			11	11	R U	GRAINES DE SEMENCE NDA
WOOL AND ANIMAL HAIR	U K			1,053	1,053	R U	LAINES, POILS ANIMAL
	GER			2	2	ALL	
	U S A			6	6	E-U	
<b>COMMODITY TOTAL</b>				1,061	1,061		<b>TOTAL DE MARCHANDISE</b>
WOOD FAB. MATERIALS	U S A			7	7	E-U	DEMI-PRODUITS EN BOIS
BARNS AND RODS, STEEL	U K			2,314	2,314	R U	BÂTES ET TIGES ACIER
PLATE & SHEET STEEL	U K			530	530	R U	TÔLES, FEUILLES D'ACIER
	U S A			1,000	1,000	E-U	
<b>COMMODITY TOTAL</b>				1,530	1,530		<b>TOTAL DE MARCHANDISE</b>



TABLE 2A. COMMODITIES UNLOADED FROM FOREIGN COUNTRIES BY COUNTRY OF ORIGIN, REGISTRY OF VESSEL AND CANADIAN REGION - 1977

TABLEAU 2A. MARCHANDISES DECHARGÉES EN PROVENANCE DE PAYS ÉTRANGERS SELON LE PAYS D'ORIGINE, L'IMMATRICULATION DU NAVIRE ET LA RÉGION DU CANADA - 1977

COUNTRY OF ORIGIN AND KIND OF CARGO		REGISTRY OF VESSEL	ATLANTIC ATLANTIQUE	GREAT LAKES GRANOS LACS	PACIFIC PACIFIQUE	TOTAL TOTAL	IMMTRIC. DU NAVIRE	PAYS D'ORIGINE ET MARCHANDISE
SHORT TONS - TONNES COURTES								
<b>NEW ZEALAND</b>	<b>CONT.</b>							<b>NOUV.- ZELANOE SUITE</b>
WIRE	U K			692		692	R U	FIL METALLIQUE
COPPER AND ALLOYS	U K			12		12	R U	CUIVRE ET ALLIAGES
METAL FAB. BASIC PROD.	U S A			1		1	E-U	OUVR. DE BASE EN METAL
GLASS BASIC PRODUCTS	U K			19		19	R U	OUVR. DE BASE EN VERRE
MACHINERY NES	U K			7		7	R U	MACHINES NDA
	OTHER	6				6	AUTRE	
<b>COMMODITY TOTAL</b>		6		7		13		<b>TOTAL DE MARCHANDISE</b>
PASS. AUTOS AND CHASSIS	U K			4		4	R U	VOITURES PART., CHASSIS
SHIPS, AIRCRAFT, MIS. VEH	U K			11		11	R U	NAVIRES, AVIONS, VEH. DIV
EQUIPMENT MISC.	U K			1		1	R U	MATERIEL DIVERS
	GER			5		5	ALL	
<b>COMMODITY TOTAL</b>				6		6		<b>TOTAL DE MARCHANDISE</b>
PERSONAL, HOUSEHOLD GOODS	U K			39		39	R U	ART. PERS. ET MENAGERS
	GER			17		17	ALL	
	U S A			2		2	E-U	
<b>COMMODITY TOTAL</b>				58		58		<b>TOTAL DE MARCHANDISE</b>
MISC. END PRODUCTS NES	U K			2		2	R U	PRODUITS FINIS DIV. NDA
GENERAL CARGO	U K			4		4	R U	MARCHANDISES DIVERSES
	GER			2		2	ALL	
<b>COMMODITY TOTAL</b>				6		6		<b>TOTAL DE MARCHANDISE</b>
CONTAINERIZED FREIGHT	U K	15,108		405		15,513	R U	FRET CONTENEURESE
	GER	27,492		7,073		34,565	ALL	
	U S A			12,961		12,961	E-U	
	OTHER	5,712				5,712	AUTRE	
<b>COMMODITY TOTAL</b>		48,312		20,439		68,751		<b>TOTAL DE MARCHANDISE</b>
<b>COUNTRY/REGION TOTAL</b>		48,318*		31,825*		80,143*		<b>TOTAL DE PAYS/REGION</b>
<b>U.S. OCEANIA</b>								<b>OCEANIE E-U.</b>
CONTAINERIZED FREIGHT	U S A			73		73	E-U	FRET CONTENEURESE
<b>COUNTRY/REGION TOTAL</b>				73*		73*		<b>TOTAL DE PAYS/REGION</b>
<b>BANGLADESH</b>								<b>BANGLADESH</b>
TEA	U K	81				81	R U	THE
	OTHER	9		15		24	AUTRE	
<b>COMMODITY TOTAL</b>		90		15		105		<b>TOTAL DE MARCHANDISE</b>
SPICES	U K	11				11	R U	EPICES
JUTE WOVEN FABRICS	U K	289		121		410	R U	TISSUS DE JUTE
	U S A	2,166				2,211	E-U	
	OTHER	10,130		810		11,758	AUTRE	
<b>COMMODITY TOTAL</b>		12,585		931		14,379		<b>TOTAL DE MARCHANDISE</b>
TEXTILE FAB. MTL NES	U S A	117				117	E-U	OUVR. EN MAT. TEXT. NDA
	OTHER	1,332		558		1,890	AUTRE	
<b>COMMODITY TOTAL</b>		1,449		558		2,007		<b>TOTAL DE MARCHANDISE</b>
GENERAL CARGO	U K	1				1	R U	MARCHANDISES DIVERSES
<b>COUNTRY/REGION TOTAL</b>		14,136*		1,489*		16,503*		<b>TOTAL DE PAYS/REGION</b>
<b>GUYANA</b>								<b>GUYANE</b>
RAW SUGAR	DENMK	6,090				6,090	DANMK	SUCRE BRUT
	PANAM			7,581		7,581	PANAM	
	OTHER	8,989				8,989	AUTRE	
<b>COMMODITY TOTAL</b>		15,079		7,581		22,660		<b>TOTAL DE MARCHANDISE</b>
MOLASSES, CRUDE	GREEK	4,048		12,818		16,866	GRECQ	MELASSE, BRUTE
DIST. ALCOHOLIC BEV.	U K	168				168	R U	BOISS. ALCOOL. DIST.
	GER	258				258	ALL	
	SWEDN	247				247	SUEDE	
<b>COMMODITY TOTAL</b>		673				673		<b>TOTAL DE MARCHANDISE</b>
ALUMINA, BAUXITE ORES	U K	8,552				8,552	R U	MINERAIS ALUMINE, BAUX.
	GER	16,636				16,636	ALL	
	NORW			2,240		2,240	NORV	
<b>COMMODITY TOTAL</b>		25,188		2,240		27,428		<b>TOTAL DE MARCHANDISE</b>
LUMBER AND TIMBER	GER	53				53	ALL	BOIS D'OEUVRE ET CHARP.
DYESTUFF, PIGMENT, PAINT	SWEDN	2				2	SUEDE	MAT. COLOR. PIG. PEINTURE
CONTAINERS, CLOSURES	GER	3				3	ALL	CONTENEURS, FERMETURES
GENERAL CARGO	GER	1				1	ALL	MARCHANDISES DIVERSES
CONTAINERIZED FREIGHT	U K	34				34	R U	FRET CONTENEURESE
	GER	223				223	ALL	
	NORW	219				219	NORV	
	SWEDN	491				491	SUEDE	
<b>COMMODITY TOTAL</b>		967				967		<b>TOTAL DE MARCHANDISE</b>
<b>COUNTRY/REGION TOTAL</b>		46,014*		20,399*		68,653*		<b>TOTAL DE PAYS/REGION</b>
<b>ARGENTINA</b>								<b>ARGENTINE</b>
MEAT, FRESH OR FROZEN	OTHER	218				218	AUTRE	VIANDE, FRAICHE / COND.
MEAT, CURED	OTHER	299				299	AUTRE	VIANDE FUMEE OU SALEE
MEAT AND MEAT PREP. NES	NORW			19		19	NORV	VIANDES ET PREP. NDA
	U S A			49		49	E-U	
	OTHER	1,430		84		1,514	AUTRE	
<b>COMMODITY TOTAL</b>		1,430		84		1,582		<b>TOTAL DE MARCHANDISE</b>



TABLE 2A. COMMODITIES UNLOADED FROM FOREIGN COUNTRIES BY COUNTRY OF ORIGIN, REGISTRY OF VESSEL AND CANADIAN REGION - 1977

TABLEAU 2A. MARCHANDISES DECHARGÉES EN PROVENANCE DE PAYS ÉTRANGERS SELON LE PAYS D'ORIGINE, L'IMMATRICULATION DU NAVIRE ET LA RÉGION DU CANADA - 1977

		SHORT TONS - TONNES COURTES						
COUNTRY OF ORIGIN AND KIND OF CARGO	REGISTRY OF VESSEL	ATLANTIC ATLANTIQUE	GREAT LAKES GRANDS LACS	PACIFIC PACIFIQUE	TOTAL TOTAL	IMMATRIC. DU NAVIRE	PAYS D'ORIGINE ET MARCHANDISE	
<b>ARGENTINA</b>	<b>CONT.</b>						<b>ARGENTINE</b>	
CHEESE	LIBER			23	23	LIBER	FROMAGE	
	U S A			25	25	E-U		
	OTHER	563		9	572	AUTRE		
COMMODITY TOTAL		563		57	620		TOTAL DE MARCHANDISE	
DAIRY PROD. EGGS, HONEY	OTHER	4			4	AUTRE	PROD. LAIT., OEUFS, MIEL	
FRESH FRUITS, BERRIES	OTHER	22	230		252	AUTRE	FRUITS, BAIES FRAIS	
FROZEN FRUITS, BERRIES	OTHER	18			18	AUTRE	FRUITS, BAIES CONGÉLÉS	
DRIED FRUITS	OTHER	3			3	AUTRE	FRUITS SECS	
FRUIT JUICES	U S A			402	402	E-U	JUS DE FRUIT	
	OTHER	210	1,107	4	1,321	AUTRE		
COMMODITY TOTAL		210	1,107	406	1,723		TOTAL DE MARCHANDISE	
FRUIT, PRES. NOT CANNED	OTHER	1			1	AUTRE	CONS. FRUITS NON BOITE	
FRUITS, PREP. CANNED	OTHER	77			77	AUTRE	FRUITS PREP. EN BOITE	
NUTS, EXC. OIL NUTS NES	OTHER	10			10	AUTRE	NOIX, SAUF OLEAG. NDA	
VEGETABLE PREP. NES	OTHER		16		16	AUTRE	PREP. DE LEGUMES NDA	
SUGAR PREPARATIONS	OTHER	1,104	20		1,124	AUTRE	PREP. A BASE DE SUCRE	
TEA	U S A				43	E-U	THE	
	OTHER	99	58	35	192	AUTRE		
COMMODITY TOTAL		99	58	78	235		TOTAL DE MARCHANDISE	
SPICES	OTHER	16		6	22	AUTRE	ÉPICES	
SAUSAGE SKINS, CASINGS	NDRW			17	17	NDRW	BOYAUX A SAUCISSES	
MISC. FOOD PREP. NES	OTHER	163	7		170	AUTRE	DIV. PREP. ALIM. NDA	
HAY, FORAGE, STRAW	OTHER		22		22	AUTRE	FOIN, FOURRAGE, PAILLE	
WINES	OTHER	257			257	AUTRE	VINS	
FERM. ALCOHOLIC BEV.	U S A				38	E-U	BOISS. ALCOOL. FERME.	
	OTHER				19	AUTRE		
COMMODITY TOTAL				57	57		TOTAL DE MARCHANDISE	
DIST. ALCOHOLIC BEV.	OTHER		298		298	AUTRE	BOISS. ALCOOL. DIST.	
RAW HIDES AND SKINS	U S A			3	3	E-U	PEAUX ET CUIRS BRUT	
	OTHER		4	3	7	AUTRE		
COMMODITY TOTAL			4	6	10		TOTAL DE MARCHANDISE	
CRUDE ANIMAL PROD. NES	U S A			4	4	E-U	PR. BRUTS ORIG. ANIM. NDA	
	OTHER	1			1	AUTRE		
COMMODITY TOTAL		1		4	5		TOTAL DE MARCHANDISE	
SEEDS FOR SOWING NES	OTHER	198	7		205	AUTRE	GRAINES DE SEMENCE NDA	
CRUDE VEG. PROD. NES	OTHER	11	198		209	AUTRE	PR. BRUTS ORIG. VEG. NDA	
WOOL AND ANIMAL HAIR	OTHER	18	8		26	AUTRE	LAINE, POILS D'ANIMAL	
TEXTILE FIBRES NES	OTHER	592	50		642	AUTRE	FIBRES TEXTILES NDA	
WASTE AND SCRAP NES	OTHER			7	7	AUTRE	DÉCHETS ET REBUTS NDA	
LEATHER	OTHER	105	5		110	AUTRE	CUIR	
LUMBER AND TIMBER	OTHER	122			122	AUTRE	BOIS D'OEUVRE ET CHARP.	
TEXTILE FAB. MTL NES	OTHER	88	256		344	AUTRE	OUVR. EN MAT. TEXT. NDA	
OILS, FATS, WAXES NES	NORW				2	NORV	HUIL. MAT. GRAS. CIRE NDA	
	U S A				22	E-U		
	OTHER	24	220		244	AUTRE		
COMMODITY TOTAL		24	220	24	268		TOTAL DE MARCHANDISE	
INORGANIC CHEM. NES	OTHER	239			239	AUTRE	PROD. CHIM. INORG. NDA	
ORGANIC CHEMICALS NES	OTHER	3			3	AUTRE	PROD. CHIM. ORGAN. NDA	
DYESTUFF, PIGMENT, PAINT	OTHER	11			11	AUTRE	MAT. COLOR. PIG. PEINTURE	
BARNS AND RODS, STEEL	OTHER	22			22	AUTRE	BARRES ET TIGES ACIER	
PLATE & SHEET STEEL	LIBER	400			400	LIBER	TOLES, FEUILLES D'ACIER	
ALUMINIUM	U S A				1	E-U	ALUMINIUM	
BRICKS, TILES NES	NORW				2	NORV	BRICKES, TUILLES NDA	
GLASS BASIC PRODUCTS	NORW			45	45	NORV	OUVR. DE BASE EN VERRE	
NON-MET. MIN. BASIC PROD	OTHER	2			2	AUTRE	PROD. MIN. NON-MET. BASE	
MACHINERY NES	OTHER	340	1		341	AUTRE	MACHINES NDA	
PASS. AUTOS AND CHASSIS	OTHER	1			1	AUTRE	VOITURES PART., CHASSIS	
EQUIPMENT MISC.	U S A				2	E-U	MATERIEL DIVERS	
	OTHER	339	82		421	AUTRE		
COMMODITY TOTAL		339	82	2	423		TOTAL DE MARCHANDISE	
PERSONAL, HOUSEHOLD GOODS	U S A				3	E-U	ART. PERS. ET MENAGERS	
	OTHER	89	20		116	AUTRE		
COMMODITY TOTAL		89	20	10	119		TOTAL DE MARCHANDISE	
CONTAINERS, CLOSURES	OTHER	4			4	AUTRE	CONTENEURS, FERMETURES	
MISC. END PRODUCTS NES	OTHER	4			4	AUTRE	PRODUITS FINIS DIV. NDA	
GENERAL CARGO	OTHER	5	52		62	AUTRE	MARCHANDISES DIVERSES	
CONTAINERIZED FREIGHT	U S A				668	E-U	FRET CONTENEURISE	
	OTHER		54		54	AUTRE		
COMMODITY TOTAL			54	668	722		TOTAL DE MARCHANDISE	
<b>COUNTRY/REGION TOTAL</b>		<b>7,112*</b>	<b>2,799*</b>	<b>1,463*</b>	<b>11,374*</b>		<b>TOTAL DE PAYS/REGION</b>	
<b>BRAZIL</b>							<b>BRESIL</b>	
MEAT, CURED	OTHER	209			209	AUTRE	VIANDE FUMÉE OU SALÉE	
MEAT AND MEAT PREP. NES	NORW			2	2	NORV	VIANDES ET PREP. NDA	
	U S A			139	139	E-U		
	OTHER	1,482	12	14	1,508	AUTRE		
COMMODITY TOTAL		1,482	12	155	1,649		TOTAL DE MARCHANDISE	
CEREALS UNMILLED, NES	OTHER		20		20	AUTRE	CÉRÉALES NON MOUL., NDA	
MACARONI, CEREAL PROD.	OTHER	89			89	AUTRE	PÂTES ALIM. PROD. CÉRÉAL	
FRUIT JUICES	GREEK	19,539			19,539	GREQC	JUS DE FRUIT	
	U S A			1,180	1,180	E-U		
	OTHER	7,355	2,559		9,914	AUTRE		
COMMODITY TOTAL		26,894	2,559	1,180	30,633		TOTAL DE MARCHANDISE	
FRUITS, PREP. CANNED	NORW			4	4	NORV	FRUITS PREP. EN BOITE	

TABLE 2A. COMMODITIES UNLOADED FROM FOREIGN COUNTRIES BY COUNTRY OF ORIGIN, REGISTRY OF VESSEL AND CANADIAN REGION - 1977

TABLEAU 2A. MARCHANDISES DECHARGÉES EN PROVENANCE DE PAYS ÉTRANGERS SELON LE PAYS D'ORIGINE, L'IMMATRICULATION

DU NAVIRE ET LA RÉGION DU CANADA - 1977

SHORT TONS - TONNES COURTES

COUNTRY OF ORIGIN AND KIND OF CARGO	REGISTRY OF VESSEL	ATLANTIC ATLANTIQUE	GREAT LAKES GRANDS LACS	PACIFIC PACIFIQUE	TOTAL TOTAL	IMMTRIC. DU NAVIRE	PAYS D'ORIGINE ET MARCHANNOISE
<b>BRAZIL</b>	<b>CONT.</b>						<b>BRESIL</b>
	U S A			354	354	E-U	<b>SUITE</b>
COMMODITY TOTAL				358	358		TOTAL DE MARCHANDISE
NUTS, EXC. OIL NUTS NES	OTHER	147	1	29	177	AUTRE	NOIX, SAUF OLEAG. NDA
VEGETABLES, FRESH	OTHER		4		4	AUTRE	LEGUMES, FRAIS
VEGETABLES, DRIED	U S A			4	4	E-U	LEGUMES, SECS
VEGETABLE PREP. NES	LIBER			2	2	LIBER	PREP. DE LEGUMES NDA
	U S A			51	51	E-U	
	OTHER	276	11	18	305	AUTRE	
COMMODITY TOTAL		276	11	71	358		TOTAL DE MARCHANDISE
MOLASSES, CRUDE	GREEK	2,000			2,000	GRECQ	MELASSE, BRUTE
	LIBER	26,289	15,313		41,602	LIBER	
COMMODITY TOTAL		28,289	15,313		43,602		TOTAL DE MARCHANDISE
SUGAR PREPARATIONS	OTHER	732			732	AUTRE	PREP. A BASE DE SUCRE
COCOA AND CHOCOLATE	OTHER	1,742	133		1,875	AUTRE	CACAO ET CHOCOLAT
COFFEE	GREEK			217	217	GRECQ	CAFE
	NORV			133	133	NORV	
	U S A			1,204	1,204	E-U	
	OTHER	331			331	AUTRE	
COMMODITY TOTAL		331		1,554	1,885		TOTAL DE MARCHANDISE
TEA	U S A			25	25	E-U	THE
	OTHER	230	53		283	AUTRE	
COMMODITY TOTAL		230	53	25	308		TOTAL DE MARCHANDISE
SAUSAGE SKINS, CASINGS	NORV			13	13	NORV	BOYAUX A SAUCISSES
MISC. FOOD PREP. NES	U S A			51	51	E-U	DIV. PREP. ALIM. NDA
	OTHER	189	15		204	AUTRE	
COMMODITY TOTAL		189	15	51	255		TOTAL DE MARCHANDISE
DIST. ALCOHOLIC BEV.	OTHER	108			108	AUTRE	BOISS. ALCOOL. DIST.
TOBACCO NES	OTHER	13			13	AUTRE	TABACS NDA
RAW HIDES AND SKINS	U S A			4	4	E-U	PEAUX ET CUIRS BRUT
	OTHER	14			14	AUTRE	
COMMODITY TOTAL		14		4	18		TOTAL DE MARCHANDISE
SEEDS FOR SOWING NES	U S A			23	23	E-U	GRAINES DE SEMENCE NDA
NURSERY, GREENHOUSE STOCK	OTHER	2	7		9	AUTRE	PROD. PEPINIERE, SERRE
CRUDE VEG. PROD. NES	OTHER	3			3	AUTRE	PR. BRUTS ORIG. VEG. NDA
TEXTILE FIBRES NES	NORV			23	23	NORV	FIBRES TEXTILES NDA
	LIBER			33	33	LIBER	
	OTHER	393	157		550	AUTRE	
COMMODITY TOTAL		393	157	56	606		TOTAL DE MARCHANDISE
IRON ORE AND CONC	U K	46,983			46,983	R U	MINERAI, CONC. DE FER
	GER	42,474			42,474	ALL	
	LIBER	285,684			285,684	LIBER	
	PANAM	42,454			42,454	PANAM	
COMMODITY TOTAL		417,595			417,595		TOTAL DE MARCHANDISE
MANGANESE ORE	GREEK	32,431			32,431	GRECQ	MINERAI DE MANGANESE
ORES AND CONC. NES	NORV	3,637			3,637	NORV	MINERAIS ET CONC. NDA
	OTHER	85			85	AUTRE	
COMMODITY TOTAL		3,722			3,722		TOTAL DE MARCHANDISE
STONE, CRUDE NES	U S A			1	1	E-U	PIERRE BRUTE NDA
	OTHER	80			80	AUTRE	
COMMODITY TOTAL		80		1	81		TOTAL DE MARCHANDISE
CRUDE NON-MET. MIN. NES	U S A			6	6	E-U	MIN. NON-MET. BRUTS NDA
COTTON, TEXTILE WASTE	OTHER	340			340	AUTRE	DECHETS DE COTON, TEXT.
LEATHER	U S A			1	1	E-U	CUIR
	OTHER	63			63	AUTRE	
COMMODITY TOTAL		63		1	64		TOTAL DE MARCHANDISE
RUBBER FAB. MATERIALS	OTHER	6			6	AUTRE	DEMI-PROD. CAOUTCHOUC
LUMBER AND TIMBER	GREEK		2,778	24	2,802	GRECQ	BOIS D'OEUVRE ET CHARP.
	NORV		2,870	28	2,898	NORV	
	PANAM	8,923			8,923	PANAM	
	U S A			1	1	E-U	
	OTHER	14,301	4,492	83	18,876	AUTRE	
COMMODITY TOTAL		23,224	10,140	136	33,500		TOTAL DE MARCHANDISE
FLOORING	OTHER	303	194		497	AUTRE	LAMES POUR PARQUET
VENEER, PLYWOOD	OTHER	17		31	48	AUTRE	PLACAGES, CONTRE-PLAQ.
WOOD FAB. MATERIALS	OTHER	442	117		559	AUTRE	DEMI-PRODUITS EN BOIS
PAPERBOARD	OTHER	433			433	AUTRE	CARTON
BLDG. PAPER AND BOARD	U S A			13	13	E-U	PLAQ. CONSTR., PAP./CART.
	OTHER	417	323		740	AUTRE	
COMMODITY TOTAL		417	323	13	753		TOTAL DE MARCHANDISE
CORDAGE, TWINE, ROPE	GREEK	110			110	GRECQ	CORDAGE, FTICELLE, CORDE
	OTHER	10,746	5,065	1,537	17,348	AUTRE	
COMMODITY TOTAL		10,856	5,065	1,537	17,458		TOTAL DE MARCHANDISE
TEXTILE FAB. MTL NES	GREEK			166	166	GRECQ	OUVR. EN MAT. TEXT. NDA
	OTHER	4,713	1,145	7	5,865	AUTRE	
COMMODITY TOTAL		4,713	1,145	173	6,031		TOTAL DE MARCHANDISE
VEG. OILS, FATS NES	OTHER	2	34		36	AUTRE	HUIL. MAT. GRAS. VEG. NDA
OILS, FATS, WAXES NES	NORV			4	4	NORV	HUIL. MAT. GRAS. CIRE NDA
	U S A			4	4	E-U	
	OTHER	2	330		332	AUTRE	
COMMODITY TOTAL		2	330	8	340		TOTAL DE MARCHANDISE
METALLIC SALTS	OTHER		2		2	AUTRE	SELS METALLIQUES
INORGANIC CHEMS. NES	OTHER		65		65	AUTRE	PROD. CHIM. INORG. NDA
ORGANIC CHEMICALS NES	OTHER	175	80		255	AUTRE	PROD. CHIM. ORGAN. NDA
AGRICULTURAL CHEMICALS	OTHER	23			23	AUTRE	PROD. CHIM. AGRICOL. NDA
PLASTIC MATERIALS	U S A			7	7	E-U	MATIERES PLASTIQUES
	OTHER	8	3		11	AUTRE	
COMMODITY TOTAL		8	3	7	18		TOTAL DE MARCHANDISE



TABLE 2A. COMMODITIES UNLOADED FROM FOREIGN COUNTRIES BY COUNTRY OF ORIGIN, REGISTRY OF VESSEL AND CANADIAN REGION - 1977

TABLEAU 2A. MARCHANDISES DECHARGES DE PROVENANCE DE PAYS ETRANGERS SELON LE PAYS D'ORIGINE, L'IMMATRICULATION

DU NAVIRE ET LA REGION DU CANADA - 1977

SHORT TONS - TONNES COURTES

COUNTRY OF ORIGIN AND KIND OF CARGO	REGISTRY OF VESSEL	ATLANTIC ATLANTIQUE	GREAT LAKES GRANDS LACS	PACIFIC PACIFIQUE	TOTAL TOTAL	IMMATIC. DU NAVIRE	PAYS D'ORIGINE ET MARCHANDISE
<b>BRAZIL</b>							<b>BRESIL</b>
CONT. CHEM.SPECIALTIES NES	OTHER	1			1	AUTRE	SUITE
COKE	GREEK	3,830			3,830	GREQC	PRD.CHIM.SPECIALS NDA
	NORW	4,925			4,925	NORV	COKE
COMMODITY TOTAL		8,755			8,755		TOTAL DE MARCHANDISE
FERRO-ALLOYS	NORW	3,307			3,307	NORV	FERRO-ALLIAGES
	PANAM	2,424			2,424	PANAM	
	OTHER	152			152	AUTRE	
COMMODITY TOTAL		5,883			5,883		TOTAL DE MARCHANDISE
PIG IRON	LIBER		1,653		1,653	LIBER	FER EN GUEUSE
	CAN		2,204		2,204	CAN	
COMMODITY TOTAL			3,857		3,857		TOTAL DE MARCHANDISE
PRIMARY IRON, STEEL NES	OTHER		36,525		36,525	AUTRE	FER, ACIER PRIMA IR., NDA
CASTINGS, FORGINGS	PANAM		18,283		18,283	PANAM	MOUL. PIECES FORGEES
BARS AND RODS, STEEL	OTHER		4		4	AUTRE	BARRES ET TIGES ACIER
STRUCTURAL SHAPES	OTHER		4		4	AUTRE	PROFILES DE CONSTRUCT.
WIRE	NORW			11	11	NORV	FIL METALLIQUE
	OTHER		69		69	AUTRE	
COMMODITY TOTAL			69	11	80		TOTAL DE MARCHANDISE
METAL FAB. BASIC PROD.	OTHER	16	55		71	AUTRE	OUVR. DE BASE EN METAL
BRICKS, TILES NES	OTHER	174	46		220	AUTRE	BRUIQUES, TUILES NDA
ASBESTOS BASIC PROD.	OTHER	1			1	AUTRE	OUVR. DE BASE AMIANTE
CEMENT BASIC PROD.	NORW			9	9	NORV	OUVR. DE BASE CIMENT
	U S A			26	26	E-U	
COMMODITY TOTAL				35	35		TOTAL DE MARCHANDISE
NON-MET. MIN. BASIC PROD	OTHER	28	132		160	AUTRE	PRD. MIN. NON-MET. BASE
MISC. FABRICATED PROD.	OTHER	117			117	AUTRE	OVRAGES DIVERS
MACHINERY NES	U S A			6	6	E-U	MACHINES NDA
	OTHER	162	125		287	AUTRE	
COMMODITY TOTAL		162	125	6	293		TOTAL DE MARCHANDISE
PACS, AUTOS AND CHASSIS	OTHER	3			3	AUTRE	VOITURES PART., CHASSIS
MOTOR VEHICLE ENGINES	NORW			13	13	NORV	MOTEURS DE VEH. AUTOM.
	LIBER			3	3	LIBER	
	U S A			12	12	E-U	
	OTHER	91	320		411	AUTRE	
COMMODITY TOTAL		91	320	28	439		TOTAL DE MARCHANDISE
RUBBER TIRES AND TUBES	NORW			12	12	NORV	PNEUS, CHAMBRES A AIR
	OTHER	207	4		213	AUTRE	
COMMODITY TOTAL		207	4	14	225		TOTAL DE MARCHANDISE
EQUIPMENT MISC.	U S A			2	2	E-U	MATERIEL DIVERS
	OTHER	736	133		870	AUTRE	
COMMODITY TOTAL		736	133	3	872		TOTAL DE MARCHANDISE
PERSONAL, HOUSEHOLD GOODS	GREEK	1			1	GREQC	ART. PERS. ET MENAGERS
	NORW			2	2	NORV	
	U S A			15	15	E-U	
	OTHER	374	173	4	551	AUTRE	
COMMODITY TOTAL		375	173	21	569		TOTAL DE MARCHANDISE
FIREARMS, AMMUNITION	OTHER	1			1	AUTRE	ARMES A FEU, MUNITIONS
CONTAINERS, CLOSURES	OTHER	67			67	AUTRE	CONTENEURS, FERMETURES
MISC. END PRODUCTS NES	U S A			2	2	E-U	PRODUITS FINIS DIV. NDA
	OTHER	25	1		26	AUTRE	
COMMODITY TOTAL		25	1	2	28		TOTAL DE MARCHANDISE
GENERAL CARGO	GREEK	8			8	GREQC	MARCHANDISES DIVERSES
	NORW			33	33	NORV	
	U S A			1	1	E-U	
	OTHER	67	66		133	AUTRE	
COMMODITY TOTAL		75	66	34	175		TOTAL DE MARCHANDISE
CONTAINERIZED FREIGHT	U S A			999	999	E-U	FRET CONTENEURESE
	OTHER	2,972	1,428	6	4,406	AUTRE	
COMMODITY TOTAL		2,972	1,428	1,005	5,405		TOTAL DE MARCHANDISE
<b>COUNTRY/REGION TOTAL</b>		<b>575,684*</b>	<b>97,008*</b>	<b>6,595*</b>	<b>679,287*</b>		<b>TOTAL DE PAYS/REGION</b>
<b>CHILE</b>							<b>CHILI</b>
MEAT AND MEAT PREP. NES	LIBER			2	2	LIBER	VIANDES ET PREP. NDA
FISH, FRESH OR FROZEN	OTHER	9			9	AUTRE	POISSON, FRAIS OU CONG.
LOBSTER	OTHER	4			4	AUTRE	HOMARD
SHELL FISH, NES	OTHER	8			8	AUTRE	MOLLUSQUES CRUST., NDA
APPLES	U S A			574	574	E-U	POMMES
	OTHER			30	30	AUTRE	
COMMODITY TOTAL				604	604		TOTAL DE MARCHANDISE
FRESH FRUITS, BERRIES	U S A			1,182	1,182	E-U	FRUITS, BAIES FRAIS
	OTHER			32	32	AUTRE	
COMMODITY TOTAL				1,214	1,214		TOTAL DE MARCHANDISE
FRUIT, PRES. NOT CANNED	OTHER	2			2	AUTRE	CONS. FRUITS NON BOITE
VEGETABLES, DRIED	U S A			588	588	E-U	LEGUMES, SECS
COFFEE	OTHER			141	141	AUTRE	CAFE
WINES	U S A			13	13	E-U	VINS
	OTHER	136			136	AUTRE	
COMMODITY TOTAL		136		13	149		TOTAL DE MARCHANDISE
CRUDE VEG. PROD. NES	OTHER	353			353	AUTRE	PR. BRUTS ORIG. VEG. NDA
WOOL AND ANIMAL HAIR	OTHER	1			1	AUTRE	LAIN, POILS ANIMAL
ORES AND CONC. NES	OTHER	68			68	AUTRE	MINERAIS ET CONC. NDA
LUMBER AND TIMBER	U S A			26	26	E-U	BOIS D'OEUVRE ET CHARP.
	OTHER	1			1	AUTRE	
COMMODITY TOTAL		1		26	27		TOTAL DE MARCHANDISE



TABLE 2A. COMMODITIES UNLOADED FROM FOREIGN COUNTRIES BY COUNTRY OF ORIGIN, REGISTRY OF VESSEL AND CANADIAN REGION - 1977

TABLEAU 2A. MARCHANDISES DECHARGEES EN PROVINANCE DE PAYS ETRANGERS SELON LE PAYS D'ORIGINE, L'IMMATRICULATION DU NAVIRE ET LA REGION DU CANADA - 1977

COUNTRY OF ORIGIN AND KIND OF CARGO		REGISTRY OF VESSEL	ATLANTIC ATLANTIQUE	GREAT LAKES GRANDS LACS	PACIFIC PACIFIQUE	TOTAL TOTAL	IMMATRIC. DU NAVIRE	PAYS D'ORIGINE ET MARCHANDISE
<b>CHILE CONT.</b>								<b>CHILI SUITE</b>
WOOD FAB.MATERIALS	OTHER				50	50	AUTRE	DEMI-PRODUITS EN BOIS
PAPERBOARD	LIBER				9	9	LIBER	CARTON
BLDG.PAPER AND BOARD	NORV				33	33	NORV	PLAQ.CONSTR., PAP/CART.
	LIBER				2	2	LIBER	
	OTHER				1	1	AUTRE	
COMMODITY TOTAL				36	36			TOTAL DE MARCHANDISE
METALLIC SALTS	NORV				76	76	NORV	SELS METALLIQUES
FERTILIZERS NES	U S A				1,002	1,002	E-U	ENGRAIS CHIMIQUE NDA
	OTHER	3				3	AUTRE	
COMMODITY TOTAL		3			1,002	1,005		TOTAL DE MARCHANDISE
FERRO-ALLOYS	U S A				68	68	E-U	FERRO-ALLIAGES
CASTINGS, FORGINGS	OTHER	798				798	AUTRE	MOUL.PIECES FORGEES
	U S A				30	30	E-U	CUIVRE ET ALLIAGES
COPPER AND ALLOYS	OTHER	1,592				1,592	AUTRE	
COMMODITY TOTAL		1,592			30	1,622		TOTAL DE MARCHANDISE
EQUIPMENT MISC.	OTHER	3				3	AUTRE	MATERIEL DIVERS
PERSONAL, HSEHOLD GOODS	U S A				5	5	E-U	ART.PERS.ET MENAGERS
FIREARMS, AMMUNITION	OTHER	3				3	AUTRE	ARMES A FEU, MUNITIONS
GENERAL CARGO	OTHER	4				4	AUTRE	MARCHANDISES DIVERSES
CONTAINERIZED FREIGHT	U S A				71	71	E-U	FRET CONTENEURESE
	OTHER	321				321	AUTRE	
COMMODITY TOTAL		321			71	392		TOTAL DE MARCHANDISE
COUNTRY/REGION TOTAL		3,306*		*	3,935*	7,241*		TOTAL DE PAYS/REGION
<b>COLOMBIA</b>								<b>COLOMBIE</b>
FRESH FRUITS, BERRIES	U S A				16	16	E-U	FRUITS, BAIES FRAIS
SUGAR PREPARATIONS	OTHER	15				15	AUTRE	PREP. A BASE DE SUCRE
COFFEE	U S A				98	98	E-U	CAFE
	OTHER				1,066	1,066	AUTRE	
COMMODITY TOTAL					1,164	1,164		TOTAL DE MARCHANDISE
TEA	U K	158				158	R U	THE
SPICES	U K	27				27	R U	EPICES
SEEDS FOR SOWING NES	OTHER				5	5	AUTRE	GRAINES DE SEMENCE NDA
RUBBER, ALLIED GUMS, NAT	U K	45				45	R U	CAOUTCHOUC GOMMES NAT.
LUMBER AND TIMBER	PANAM	190				190	PANAM	BOIS D'OEUVRE ET CHARP.
	OTHER	1,179				870	AUTRE	
COMMODITY TOTAL		1,369			870	2,049		TOTAL DE MARCHANDISE
SAWMILL PRODUCTS NES	OTHER				38	38	AUTRE	SCIAGES NDA
WOOD FAB.MATERIALS	OTHER				270	270	AUTRE	DEMI-PRODUITS EN BOIS
PAPER NES	OTHER				33	33	AUTRE	PAPIER NDA
TEXTILE FAB.MTL NES	U K	427				427	R U	OUVR. EN MAT. TEXT. NDA
	PANAM	11				11	PANAM	
	OTHER	46				46	AUTRE	
COMMODITY TOTAL		484				484		TOTAL DE MARCHANDISE
FUEL OIL	GREEK	37,930				37,930	GRECQ	TOTAL DE MARCHANDISE
	LIBER	29,101				29,101	LIBER	HAZOUT
COMMODITY TOTAL		67,031				67,031		TOTAL DE MARCHANDISE
COPPER AND ALLCOYS	OTHER	369				369	AUTRE	CUIVRE ET ALLIAGES
BRICKS, TILES NES	OTHER				98	98	AUTRE	BRIQUES, TILES NDA
GLASS BASIC PRODUCTS	NORV				65	65	NORV	OUVR. DE BASE EN VERRE
	U S A				240	240	E-U	
	OTHER				50	50	AUTRE	
COMMODITY TOTAL					355	355		TOTAL DE MARCHANDISE
MACHINERY NES	OTHER				11	11	AUTRE	MACHINES NDA
PERSONAL, HSEHOLD GOODS	OTHER	9				9	AUTRE	ART.PERS.ET MENAGERS
CONTAINERIZED FREIGHT	U S A				1,683	1,683	E-U	FRET CONTENEURESE
	OTHER				95	95	AUTRE	
COMMODITY TOTAL					1,778	1,778		TOTAL DE MARCHANDISE
COUNTRY/REGION TOTAL		69,507*		*	4,638*	74,145*		TOTAL DE PAYS/REGION
<b>ECUADOR</b>								<b>EQUATEUR</b>
SHELL FISH, NES	U S A				1	1	E-U	MOLLUSQUES CRUST., NDA
DRIED FRUITS	NORV				6	6	NORV	FRUITS SECS
	OTHER				14	14	AUTRE	
COMMODITY TOTAL					20	20		TOTAL DE MARCHANDISE
COCOA AND CHOCOLATE	OTHER	704				704	AUTRE	CACAO ET CHOCOLAT
COFFEE	OTHER				229	229	AUTRE	CAFE
TEA	U S A				6	6	E-U	THE
	OTHER	50				91	AUTRE	
COMMODITY TOTAL		50			47	97		TOTAL DE MARCHANDISE
CRUDE PETROLEUM	GREEK	24,946				24,946	GRECQ	PETRDLE BRUT
LUMBER AND TIMBER	OTHER	8				49	AUTRE	BOIS D'OEUVRE ET CHARP.
WOOD FAB.MATERIALS	OTHER				71	71	AUTRE	DEMI-PRODUITS EN BOIS
FUEL OIL	PANAM				32,224	32,224	PANAM	HAZOUT
ROAD MOTOR VEH. NES	OTHER				1	1	AUTRE	VEH.AUTOM.ROUTIERS NDA
CONTAINERIZED FREIGHT	U S A				24	24	E-U	FRET CONTENEURESE
	OTHER				241	241	AUTRE	
COMMODITY TOTAL					265	265		TOTAL DE MARCHANDISE
COUNTRY/REGION TOTAL		25,708*		*	32,899*	58,607*		TOTAL DE PAYS/REGION

TABLE 2A. COMMODITIES UNLOADED FROM FOREIGN COUNTRIES BY COUNTRY OF ORIGIN, REGISTRY OF VESSEL AND CANADIAN REGION - 1977

TABLEAU 2A. MARCHANDISES DECHARGÉES EN PROVENANCE DE PAYS ÉTRANGERS SELON LE PAYS D'ORIGINE, L'IMMATRICULATION DU NAVIRE ET LA RÉGION DU CANADA - 1977

SHORT TONS - TONNES COURTES							
COUNTRY OF ORIGIN AND KIND OF CARGO	REGISTRY OF VESSEL	ATLANTIC ATLANTIQUE	GREAT LAKES GRANDS LACS	PACIFIC PACIFIQUE	TOTAL TOTAL	IMMATRIC. DU NAVIRE	PAYS D'ORIGINE ET MARCHANDISE
<b>PERU</b>							
FISH, CANNED	U S A			68	68	E-U	PEROU
FRUIT, PRES. NOT CANNED	NORW			2	2	NORV	POISSON EN BOITES
NUTS, EXC. OIL NUTS NES	U S A			18	18	E-U	CONS. FRUITS NON BOITE
	OTHER	5		20	25	AUTRE	NOIX, SAUF OLEAG. NDA
COMMODITY TOTAL		5		38	43		TOTAL DE MARCHANDISE
VEGETABLES, DRIED	U S A			2	2	E-U	LEGUMES, SECS
	OTHER	51		14	65	AUTRE	
COMMODITY TOTAL		51		16	67		TOTAL DE MARCHANDISE
RAW SUGAR	GREEK			12,259	12,259	GRECQ	SUCRE BRUT
COCOA AND CHOCOLATE	OTHER	230			230	AUTRE	CACAO ET CHOCOLAT
COFFEE	NORW			179	179	NORV	CAFE
	U S A			476	476	E-U	
	OTHER	48			307	AUTRE	
COMMODITY TOTAL		48		962	1,010		TOTAL DE MARCHANDISE
LEAD ORE AND CONC.	PANAM	4,656			4,656	PANAM	MINERAI, CONC. DE PLOMB
	OTHER	3,732			3,732	AUTRE	
COMMODITY TOTAL		8,388			8,388		TOTAL DE MARCHANDISE
VENEER, PLYWOOD	OTHER	72			72	AUTRE	PLACAGES, CONTRE-PLAQ.
TEXTILE FAB. MTL NES	OTHER	3			3	AUTRE	OUVR. EN MAT. TEXT. NDA
ORGANIC CHEMICALS NES	OTHER	29			29	AUTRE	PROD. CHIM. ORGAN. NDA
TRACTORS	OTHER	39			39	AUTRE	TRACTEURS
PASS. AUTOS AND CHASSIS	OTHER	2			2	AUTRE	VOITURES PART., CHASSIS
PERSONAL, HOUSEHOLD GOODS	U S A			4	4	E-U	ART. PERS. ET MENAGERS
	OTHER	3			3	AUTRE	
COMMODITY TOTAL		3		4	7		TOTAL DE MARCHANDISE
MISC. END PRODUCTS NES	OTHER	2		6	8	AUTRE	PRODUITS FINIS DIV. NDA
GENERAL CARGO	OTHER	40			40	AUTRE	MARCHANDISES DIVERSES
CONTAINERIZED FREIGHT	U S A			434	434	E-U	FRET CONTENEURESE
COUNTRY/REGION TOTAL		8,912*	*	13,789*	22,701*		TOTAL DE PAYS/REGION
<b>SURINAM</b>							
ALUMINA, BAUXITE ORES	GER	10,337			10,337	ALL	SURINAM
	GREEK	5,462	13,205		18,667	GRECQ	MINERAI ALUMINE, BAUX.
	PANAM	9,064			9,064	PANAM	
COMMODITY TOTAL		24,863	13,205		38,068		TOTAL DE MARCHANDISE
COUNTRY/REGION TOTAL		24,863*	13,205*	*	38,068*		TOTAL DE PAYS/REGION
<b>URUGUAY</b>							
WOOL AND ANIMAL HAIR	NORW			45	45	NORV	URUGUAY
	OTHER		8		8	AUTRE	LAINE, POILS ANIMAL
COMMODITY TOTAL			8	45	53		TOTAL DE MARCHANDISE
LEATHER	OTHER	9			9	AUTRE	CUIR
LUMBER AND TIMBER	OTHER	11			11	AUTRE	BOIS D'OEUVRE ET CHARP.
COUNTRY/REGION TOTAL		20*	8*	45*	73*		TOTAL DE PAYS/REGION
<b>VENEZUELA</b>							
FRUIT JUICES	GER	63			63	ALL	VENEZUELA
CRUDE PETROLEUM	U K	170,033			170,033	R U	JUS DE FRUIT
	GER	100,331			100,331	ALL	PETROLE BRUT
	GREEK	488,198			488,198	GRECQ	
	ITALY	534,670			534,670	ITAL	
	NORW	363,993			363,993	NORV	
	LIBER	2,324,472			2,324,472	LIBER	
	PANAM	331,452			331,452	PANAM	
	CAN	39,278			39,278	CAN	
	U S A	42,365			42,365	E-U	
	OTHER	1,575,102			1,575,102	AUTRE	
COMMODITY TOTAL		5,969,894			5,969,894		TOTAL DE MARCHANDISE
INORGANIC CHEM. NES	LIBER	5,126			5,126	LIBER	PROD. CHIM. INORG. NDA
FUEL OIL	GREEK	110,020			110,020	GRECQ	MAZOUT
	LIBER	568,593		17,691	586,284	LIBER	
	PANAM	21,488			21,488	PANAM	
	U S A			11,185	11,185	E-U	
	OTHER	48,958			48,958	AUTRE	
COMMODITY TOTAL		749,059		28,876	777,935		TOTAL DE MARCHANDISE
PASS. AUTOS AND CHASSIS	GER	1			1	ALL	VOITURES PART., CHASSIS
MOTOR VEHICLE ENGINES	GER	80			80	ALL	MOTEURS DE VEH. AUTOM.
EQUIPMENT MISC.	GER	1			1	ALL	MATERIEL DIVERS
CONTAINERIZED FREIGHT	GER	80			80	ALL	FRET CONTENEURESE
	U S A			15	15	E-U	
COMMODITY TOTAL		80		15	95		TOTAL DE MARCHANDISE
COUNTRY/REGION TOTAL		6,724,304*	*	28,891*	6,753,195*		TOTAL DE PAYS/REGION
<b>BAHAMAS</b>							
SALT	CAN	4,665			4,665	CAN	ILES BAHAMAS
FUEL OIL	PANAM	68,043			68,043	PANAM	SEL
							MAZOUT
COUNTRY/REGION TOTAL		72,708*	*	*	72,708*		TOTAL DE PAYS/REGION

TABLE 2A. COMMODITIES UNLOADED FROM FOREIGN COUNTRIES BY COUNTRY OF ORIGIN, REGISTRY OF VESSEL AND CANADIAN REGION - 1977

TABLEAU 2A. MARCHANDISES DECHARGÉES EN PROVENANCE DE PAYS ÉTRANGERS SELON LE PAYS D'ORIGINE, L'IMMATRICULATION

DU NAVIRE ET LA RÉGION DU CANADA - 1977

SHORT TONS - TONNES COURTES

COUNTRY OF ORIGIN AND KIND OF CARGO	REGISTRY OF VESSEL	ATLANTIC ATLANTIQUE	GREAT LAKES GRANDS LACS	PACIFIC PACIFIQUE	TOTAL TOTAL	IMMATRIC. DU NAVIRE	PAYS D'ORIGINE ET MARCHANDISE
<b>BERMUDA</b>							
LUMBER AND TIMBER	NORW	3			3	NORV	BERMUDES
PERSONAL, HOUSEHOLD GOODS	NORW	2			2	NORV	BOIS D'OEUVRE ET CHARP.
	SWEDN	3			3	SUEDE	ART. PERS. ET MENAGERS
	OTHER	4			4	AUTRE	
COMMODITY TOTAL		9			9		TOTAL DE MARCHANDISE
CONTAINERIZED FREIGHT	GER	313			313	ALL	FRET CONTENEURESE
	NORW	4			4	NORV	
	OTHER	11			11	AUTRE	
COMMODITY TOTAL		328			328		TOTAL DE MARCHANDISE
COUNTRY/REGION TOTAL		340*	*	*	340*		TOTAL DE PAYS/REGION
<b>BELIZE</b>							
VEG. OILS, FATS NES	LIBER	914			914	LIBER	BELIZE
COUNTRY/REGION TOTAL		914*	*	*	914*		HUIL. MAT. GRAS. VEG. NDA TOTAL DE PAYS/REGION
<b>BARBADOS</b>							
MOLASSES, CRUDE	GREEK	2,997			2,997	GRECQ	BARBADE
	NORW	2,014			2,014	NORV	MELASSE, BRUTE
	LIBER	3,000			3,000	LIBER	
COMMODITY TOTAL		8,011			8,011		TOTAL DE MARCHANDISE
DIST. ALCOHOLIC BEV.	NORW	40			40	NORV	BOISS. ALCOOL. DIST.
	SWEDN	3			3	SUEDE	
COMMODITY TOTAL		43			43		TOTAL DE MARCHANDISE
TEXTILE FAB. MTL NES	NORW	8			8	NORV	OUVR. EN MAT. TEXT. NDA
CONTAINERIZED FREIGHT	GER	326			326	ALL	FRET CONTENEURESE
	NORW	52			52	NORV	
	SWEDN	34			34	SUEDE	
	OTHER	276			276	AUTRE	
COMMODITY TOTAL		688			688		TOTAL DE MARCHANDISE
COUNTRY/REGION TOTAL		8,750*	*	*	8,750*		TOTAL DE PAYS/REGION
<b>JAMAICA</b>							
RAW SUGAR	NORW	10,896			10,896	NORV	JAMAIQUE
	LIBER	10,883	12,037		22,920	LIBER	SUCRE BRUT
	OTHER	11,560			11,560	AUTRE	
COMMODITY TOTAL		33,339	12,037		45,376		TOTAL DE MARCHANDISE
MOLASSES, CRUDE	GREEK	5,354	19,622		24,976	GRECQ	MELASSE, BRUTE
SPICES	GER	7			7	ALL	EPICES
	SWEDN	2			2	SUEDE	
COMMODITY TOTAL		9			9		TOTAL DE MARCHANDISE
DIST. ALCOHOLIC BEV.	GER	13			13	ALL	BOISS. ALCOOL. DIST.
ALUMINA, BAUXITE ORES	U K	15,517			15,517	R U	MINERAIS ALUMINE, BAUX.
	DENMK	13,847			13,847	DANMK	
	GREEK	15,570		15,614	31,184	GRECQ	
	LIBER	97,087			97,087	LIBER	
COMMODITY TOTAL		142,021		15,614	157,635		TOTAL DE MARCHANDISE
INORGANIC CHEMS. NES	LIBER	10,504			10,504	LIBER	PROD. CHIM. INORG. NDA
COKE	DENMK	12,483			12,483	DANMK	COKE
PASS. AUTOS AND CHASSIS	SWEDN	12			12	SUEDE	VOITURES PART., CHASSIS
PERSONAL, HOUSEHOLD GOODS	SWEDN	10			10	SUEDE	ART. PERS. ET MENAGERS
CONTAINERIZED FREIGHT	GER	1,467			1,467	ALL	FRET CONTENEURESE
	NORW	210			210	NORV	
	SWEDN	188			188	SUEDE	
	LIBER	507			507	LIBER	
	OTHER	1,092			1,092	AUTRE	
COMMODITY TOTAL		3,464			3,464		TOTAL DE MARCHANDISE
COUNTRY/REGION TOTAL		207,209*	31,659*	15,614*	254,482*		TOTAL DE PAYS/REGION
<b>LEEWIND IS.</b>							
FISH, SALTED OR CURED	GER	5			5	ALL	I. LEEWIND.
MACARONI, CEREAL PROD.	GER	4			4	ALL	POISSON, SALE OU FUME
FRUIT JUICES	GER	19			19	ALL	PATES ALIM. PROD. CEREAL
FRUITS, PREP. CANNED	GER	2			2	ALL	JUS DE FRUIT
VEGETABLES, FRESH	NORW	2			2	NORV	FRUITS PREP. EN BOITE
VEGETABLE PREP. NES	GER	5			5	ALL	LEGUMES, FRAIS
	NORW	2			2	NORV	PREP. DE LEGUMES NDA
	SWEDN	1			1	SUEDE	
COMMODITY TOTAL		8			8		TOTAL DE MARCHANDISE
SYRUP	SWEDN	1			1	SUEDE	SIROP
COCOA AND CHOCOLATE	GER	34			34	ALL	CACAO ET CHOCOLAT
	NORW	25			25	NORV	
COMMODITY TOTAL		59			59		TOTAL DE MARCHANDISE
SPICES	GER	146			146	ALL	EPICES
	NORW	28			28	NORV	
	SWEDN	14			14	SUEDE	
COMMODITY TOTAL		188			188		TOTAL DE MARCHANDISE
MISC. FOOD PREP. NES	GER	26			26	ALL	DIV. PREP. ALIM. NDA
DIST. ALCOHOLIC BEV.	GER	48			48	ALL	BOISS. ALCOOL. DIST.



TABLE 23. COMMODITIES UNLOADED FROM FOREIGN COUNTRIES BY COUNTRY OF ORIGIN, PORT OF VESSEL AND CANADIAN REGION - 1977

TABLEAU 23. MARCHANDISES DECHARGES EN PROVENANCE DE PAYS ETRANGERS SELON LE PAYS D'ORIGINE, LE MATRICULAIUM DU NAVIRE ET LA REGION DU CANADA - 1977

		SHORT TONS - TONNES COURTES						
COUNTRY OF ORIGIN AND KIND OF CARGO	REGISTRY OF VESSEL	ATLANTIC ATLANTIQUE	GREAT LAKES GRANDS LACS	PACIFIC PACIFIQUE	TOTAL TOTAL	IMMATIC. DU NAVIRE	PAYS D'ORIGINE ET MARCHANDISE	
<b>LEEW-WIND IS. CONT.</b>							<b>I. LEEW-WIND. SUITE</b>	
	SWEDN	2			2	SUEDE		
COMMODITY TOTAL		50			50		TOTAL DE MARCHANDISE	
CRUDE WOOD MTLs. NES	GER	1			1	ALL	MATIERES BOIS BRUT NDA	
SALT	GER	77			77	ALL	SEL	
TEXTILE FAB.MTL NES	GER	2			2	ALL	OUVR.EN MAT.TEXT.NDA	
OILS,FATS,WAXES NES	GER	12			12	ALL	HUIL.MAT.GRAS.CTIRE NDA	
PLASTIC MATERIALS	GER	2			2	ALL	MATIERES PLASTIQUES	
PASS.AUTOS AND CHASSIS	GER	1			1	ALL	VOITURES PART.,CHASSIS	
PERSONAL,HSEHOLD GOODS	GER	38			38	ALL	ART.PERS.ET MENAGERS	
	NDRW	3			3	NORV		
	SWEDN	4			4	SUEDE		
COMMODITY TOTAL		45			45		TOTAL DE MARCHANDISE	
MISC. END PRODUCTS NES	GER	3			3	ALL	PRODUITS FINIS DIV.NDA	
CONTAINERIZED FREIGHT	GER	20			20	ALL	FRET CONTENEURE SE	
	SWEDN	23			23	SUEDE		
COMMODITY TOTAL		43			43		TOTAL DE MARCHANDISE	
COUNTRY/REGION TOTAL		550*	*	*	550*		TOTAL DE PAYS/REGION	
<b>TRINIDAD-TOBAG</b>							<b>TRINIDAD TOBAG</b>	
FISH,FRESH OR FROZEN	GREEK	1,475			1,475	GRECQ	POISSON,FRAIS OU CONG.	
	NETH	1,732			1,732	P.BAS		
	OTHER	1,789			1,789	AUTRE		
COMMODITY TOTAL		4,996			4,996		TOTAL DE MARCHANDISE	
RAW SUGAR	GREEK	5,880			5,880	GRECQ	SUCRE BRUT	
MOLASSES, CRUDE	GREEK	17,311	4,034		21,345	GRECQ	MELASSE, BRUTE	
MISC.FOOD PREP.NES	NDRW	4			4	NORV	DIV.PREP.ALIM.NDA	
DIST.ALCOHOLIC BEV.	NDRW	16			16	NORV	BOISS.ALCOLIC.DIST.	
ALUMINA,BAUXITE DRES	U.K.	355,773			355,773	R.U.	MINERAIS ALUMINE,BAUX.	
	GER	293,840			293,840	ALL		
	GREEK	47,558	47,102		94,660	GRECQ		
	SWEDN	157,596			157,596	NORV		
	LIBER	112,493			112,493	SUEDE		
	PANAM	6,983	12,872		19,855	LIBER		
	OTHER	21,906			21,906	PANAM		
	OTHER	32,146			32,146	AUTRE		
COMMODITY TOTAL		1,028,295	59,974		1,088,269		TOTAL DE MARCHANDISE	
CRUDE PETROLEUM	U.K.	28,555			28,555	R.U.	PETROLE BRUT	
	DENMK	30,811			30,811	DANMK		
	GREEK	27,918			27,918	GRECQ		
	ITALY	76,025			76,025	ITAL		
	LIBER	97,564			97,564	LIBER		
	PANAM	74,004			74,004	PANAM		
	OTHER	40,344			40,344	AUTRE		
COMMODITY TOTAL		375,221			375,221		TOTAL DE MARCHANDISE	
METALLIC SALTS	GREEK	1,002			1,002	GRECQ	SELS METALLIQUES	
FUEL OIL	GREEK	30,953			30,953	GRECQ	MAZOUT	
	LIBER	104,521			104,521	LIBER		
COMMODITY TOTAL		135,474			135,474		TOTAL DE MARCHANDISE	
PETROL.COAL PROD.NES	NDRW		39,517		39,517	NORV	DERIVE PETR.CHARB.NDA	
	CAN		9,724		9,724	CAN		
COMMODITY TOTAL			49,241		49,241		TOTAL DE MARCHANDISE	
PERSONAL,HSEHOLD GOODS	NDRW	2			2	NORV	ART.PERS.ET MENAGERS	
CONTAINERIZED FREIGHT	GER	386			386	ALL	FRET CONTENEURE SE	
	NDRW	134			134	NORV		
	SWEDN	49			49	SUEDE		
	OTHER	1,214			1,214	AUTRE		
COMMODITY TOTAL		1,783			1,783		TOTAL DE MARCHANDISE	
COUNTRY/REGION TOTAL		1,569,984*	113,249*	*	1,683,233*		TOTAL DE PAYS/REGION	
<b>COSTA RICA</b>							<b>COSTA-RICA</b>	
COFFEE	OTHER			587	587	AUTRE	CAFE	
COUNTRY/REGION TOTAL		*	*	587*	587*		TOTAL DE PAYS/REGION	
<b>CUBA</b>							<b>CUBA</b>	
LIVE ANIMALS, NES	OTHER	17			17	AUTRE	ANIMAUX VIVANTS, NOA	
FISH,FRESH OR FROZEN	OTHER	430			430	AUTRE	POISSON,FRAIS OU CONG.	
LOBSTER	OTHER	371			371	AUTRE	HOMARD	
SHELL FISH,NES	OTHER	2,236			2,236	AUTRE	MOLLUSQUES CRUST.,NDA	
FRESH FRUITS,BERRIES	OTHER	22			22	AUTRE	FRUITS, BATES FRAIS	
RAW SUGAR	PANAM		9,252		9,252	PANAM	SUCRE BRUT	
	OTHER	68,795	44,732		113,527	AUTRE		
COMMODITY TOTAL		68,795	53,984		122,779		TOTAL DE MARCHANDISE	
SUGAR PREPARATIONS	OTHER	482			482	AUTRE	PREP. A BASE DE SUCRE	
DIST.ALCOHOLIC BEV.	OTHER	121			121	AUTRE	BOISS.ALCOLIC.DIST.	
TOBACCO NES	GREEK	426			426	GRECQ	TABACS NOA	
	OTHER	43			43	AUTRE		
COMMODITY TOTAL		469			469		TOTAL DE MARCHANDISE	
CRUDE ANIMAL PROD.NES	OTHER	4			4	AUTRE	PR.BRUTS ORIG.ANIM.NDA	
PASS.AUTOS AND CHASSIS	OTHER	3			3	AUTRE	VOITURES PART.,CHASSIS	
EQUIPMENT MISC.	OTHER	12			12	AUTRE	MATERIEL DIVERS	

TABLE 2A. COMMODITIES UNLOADED FROM FOREIGN COUNTRIES BY COUNTRY OF ORIGIN, REGISTRY OF VESSEL AND CANADIAN REGION - 1977

TABLEAU 2A. MARCHANDISES RECHARGÉES EN PROVENANCE DE PAYS ÉTRANGERS SELON LE PAYS D'ORIGINE, L'IMMATRICULATION

DU NAVIRE ET LA RÉGION DU CANADA - 1977

SHORT TONS - TONNES COURTES

COUNTRY OF ORIGIN AND KIND OF CARGO	REGISTRY OF VESSEL	ATLANTIC ATLANTIQUE	GREAT LAKES GRANDS LACS	PACIFIC PACIFIQUE	TOTAL TOTAL	IMMATIC. OU NAVIRE	PAYS D'ORIGINE ET MARCHANDISE
<b>CUBA</b>	<b>CONT.</b>						<b>CUBA</b>
CONTAINERS, CLOSURES	OTHER	146			146	AUTRE	CONTENEURS, FERMETURES
<b>COUNTRY/REGION TOTAL</b>		<b>73,108*</b>	<b>53,984*</b>	<b>*</b>	<b>127,092*</b>		<b>TOTAL DE PAYS/REGION</b>
<b>DOMINICAN REP.</b>							<b>R. DOMINICAINE</b>
MOLASSES, CRUDE	NORW	3,422			3,422	NORV	MELASSE, BRUTE
	LIBER	16,798			16,798	LIBER	
<b>COMMODITY TOTAL</b>		<b>20,220</b>			<b>20,220</b>		<b>TOTAL DE MARCHANDISE</b>
PERSONAL, HSEHOLD GOODS	GER	3			3	ALL	ART. PERS. ET MENAGERS
CONTAINERIZED FREIGHT	GER	95			95	ALL	FRET CONTENEURESE
	OTHER	169			169	AUTRE	
<b>COMMODITY TOTAL</b>		<b>264</b>			<b>264</b>		<b>TOTAL DE MARCHANDISE</b>
<b>COUNTRY/REGION TOTAL</b>		<b>20,487*</b>	<b>*</b>	<b>*</b>	<b>20,487*</b>		<b>TOTAL DE PAYS/REGION</b>
<b>EL SALVADOR</b>							<b>SALVADOR</b>
COFFEE	ITALY			38	38	ITAL	CAFE
	NORW			77	77	NORV	
	LIBER			39	39	LIBER	
	OTHER			607	607	AUTRE	
<b>COMMODITY TOTAL</b>				<b>761</b>	<b>761</b>		<b>TOTAL DE MARCHANDISE</b>
<b>COUNTRY/REGION TOTAL</b>		<b>*</b>	<b>*</b>	<b>761*</b>	<b>761*</b>		<b>TOTAL DE PAYS/REGION</b>
<b>GUATEMALA</b>							<b>GUATEMALA</b>
COFFEE	OTHER			1,468	1,468	AUTRE	CAFE
SPICES	LIBER	1			1	LIBER	EPICES
SEEDS FOR SOWING NES	LIBER	9			9	LIBER	GRAINES DE SEMENCE NDA
TEXTILE FAB. MTL NES	OTHER	1			1	AUTRE	OUVR. EN MAT. TEXT. NDA
EQUIPMENT MISC.	LIBER	1			1	LIBER	MATERIEL DIVERS
PERSONAL, HSEHOLD GOODS	LIBER	8			8	LIBER	ART. PERS. ET MENAGERS
MISC. END PRODUCTS NES	LIBER	1			1	LIBER	PRODUITS FINIS DIV. NDA
GENERAL CARGO	OTHER	2			2	AUTRE	MARCHANDISES DIVERSES
<b>COUNTRY/REGION TOTAL</b>		<b>23*</b>	<b>*</b>	<b>1,468*</b>	<b>1,491*</b>		<b>TOTAL DE PAYS/REGION</b>
<b>HAITI</b>							<b>HAITI</b>
LUMBER AND TIMBER	GER	4			4	ALL	BOIS D'OEUVRE ET CHARP.
FERTILIZERS NES	OTHER	181			181	AUTRE	ENGRAIS CHIMIQUE NDA
PERSONAL, HSEHOLD GOODS	GER	63			63	ALL	ART. PERS. ET MENAGERS
MISC. END PRODUCTS NES	GER	2			2	ALL	PRODUITS FINIS DIV. NDA
<b>COUNTRY/REGION TOTAL</b>		<b>250*</b>	<b>*</b>	<b>*</b>	<b>250*</b>		<b>TOTAL DE PAYS/REGION</b>
<b>MEXICO</b>							<b>MEXIQUE</b>
MOLASSES, CRUDE	PANAM	14,733			14,733	PANAM	MELASSE, BRUTE
MISC. FOOD PREP. NES	LIBER	6			6	LIBER	DIV. PREP. ALIM. NDA
DIST. ALCOHOLIC BEV.	OTHER	5			5	AUTRE	BOISS. ALCOOL. DIST.
SEEDS FOR SOWING NES	OTHER	18			18	AUTRE	GRAINES DE SEMENCE NDA
MANGANESE DRE	GREEK	24,636			24,636	GRECQ	MINERAI DE MANGANESE
	PANAM	12,125			12,125	PANAM	
<b>COMMODITY TOTAL</b>		<b>36,761</b>			<b>36,761</b>		<b>TOTAL DE MARCHANDISE</b>
CRUDE PETROLEUM	GER	51,651			51,651	ALL	PETROLE BRUT
FLOURS PAR	GREEK	400	36,805		37,205	GRECQ	SPATH FLUOR
	NORW		8,708		8,708	NORV	
	PANAM	10,767	9,799		20,566	PANAM	
	CAN	5,200			5,200	CAN	
	OTHER		10,958		10,958	AUTRE	
<b>COMMODITY TOTAL</b>		<b>16,367</b>	<b>66,270</b>		<b>82,637</b>		<b>TOTAL DE MARCHANDISE</b>
GYPSPUM	PANAM			16,000	16,000	PANAM	GYPSE
SALT	U K			186,277	186,277	R U	SEL
TEXTILE FAB. MTL NES	LIBER	3			3	LIBER	OUVR. EN MAT. TEXT. NDA
	OTHER	79			79	AUTRE	
<b>COMMODITY TOTAL</b>		<b>82</b>			<b>82</b>		<b>TOTAL DE MARCHANDISE</b>
NON-MET. MIN. BASIC PROD	OTHER	2			2	AUTRE	PROD. MIN. NON-MET. BASE
EQUIPMENT MISC.	OTHER	1			1	AUTRE	MATERIEL DIVERS
PERSONAL, HSEHOLD GOODS	OTHER	23			23	AUTRE	ART. PERS. ET MENAGERS
MISC. END PRODUCTS NES	OTHER	3			3	AUTRE	PRODUITS FINIS DIV. NDA
GENERAL CARGO	OTHER	25			25	AUTRE	MARCHANDISES DIVERSES
<b>COUNTRY/REGION TOTAL</b>		<b>119,677*</b>	<b>66,270*</b>	<b>202,277*</b>	<b>388,224*</b>		<b>TOTAL DE PAYS/REGION</b>
<b>NETH. ANTILLES</b>							<b>ANTILLES NEERL</b>
CRUDE PETROLEUM	U K	34,196			34,196	R U	PETROLE BRUT
	GREEK	161,011		22,489	183,500	GRECQ	
	NORW	54,812			54,812	NORV	
	LIBER	28,548			28,548	LIBER	
	PANAM	128,978			128,978	PANAM	
	OTHER	181,912			181,912	AUTRE	
<b>COMMODITY TOTAL</b>		<b>589,457</b>		<b>22,489</b>	<b>611,946</b>		<b>TOTAL DE MARCHANDISE</b>

TABLE 2A. COMMODITIES ORIGINATED FROM FOREIGN COUNTRIES BY COUNTRY OF ORIGIN, REGISTRY OF VESSEL AND CANADIAN REGION - 1977

TABLIÉAU 2A. MARCHANDISES DÉCHARGÉES DE PROVINANCE DE PAYS ÉTRANGERS SELON LE PAYS D'ORIGINE, L'IMMATICULATION DU NAVIRE ET LA RÉGION DU CANADA - 1977

SHORT TONS - TONNES COURTES							
COUNTRY OF ORIGIN AND KIND OF CARGO	REGISTRY OF VESSEL	ATLANTIC ATLANTIQUE	GREAT LAKES GRANDS LACS	PACIFIC PACIFIQUE	TOTAL TOTAL	IMMATIC. DU NAVIRE	PAYS D'ORIGINE ET MARCHANDISE
NETH. ANTILLES CONT. FUEL OIL	DENMK	41,016			41,016	DANMK	ANTILLES NEERL SUITE MAZOUT
	GER	1,972			1,972	ALL	
	GREEK	41,440			41,440	GRECO	
	LIBER	242,942		4,286	247,228	LIBER	
	OTHER	59,492			59,492	AUTRE	
COMMODITY TOTAL		386,862		4,286	391,148		TOTAL DE MARCHANDISE
COUNTRY/REGION TOTAL		976,319*	*	26,775*	1,003,094*		TOTAL DE PAYS/REGION
NICARAGUA COFFEE	OTHER			72	72	AUTRE	NICARAGUA CAFE
OIL SEEDS,NUTS NES	ITALY			49	49	ITAL	GRAINES,NOIX OLEAG.NDA
	OTHER			178	178	AUTRE	
COMMODITY TOTAL				227	227		TOTAL DE MARCHANDISE
LOGS	OTHER			25	25	AUTRE	BILLES
TEXTILE FIBRES NES	CTHER			441	441	AUTRE	FIBRES TEXTILES NOA
LUMBER AND TIMBER	JAPAN			112	112	JAPON	BOIS D'OEUVRE ET CHARP.
WOOD FAB.MATERIALS	NORW			122	122	NORV	DEMI-PRODUITS EN BOIS
	JAPAN			106	106	JAPON	
	OTHER			150	150	AUTRE	
COMMODITY TOTAL				378	378		TOTAL DE MARCHANDISE
CONTAINERIZED FREIGHT	ITALY			50	50	ITAL	FRET CONTENEURESE
	OTHER			42	42	AUTRE	
COMMODITY TOTAL				92	92		TOTAL DE MARCHANDISE
COUNTRY/REGION TOTAL		*	*	1,347*	1,347*		TOTAL DE PAYS/REGION
PANAMA FISH,FRESH OR FROZEN	GREEK	2,287			2,287	GRECO	PANAMA POISSON,FRAIS OU CONG.
	OTHER	915			915	AUTRE	
COMMODITY TOTAL		3,202			3,202		TOTAL DE MARCHANDISE
WINES	OTHER			37	37	AUTRE	VINS
GENERAL CARGO	NORW			49	49	NORV	MARCHANDISES DIVERSES
COUNTRY/REGION TOTAL		3,202*	*	86*	3,288*		TOTAL DE PAYS/REGION
PUERTO RICO FISH,FRESH OR FROZEN	GREEK	682			682	GRECO	PUERTO-RICO POISSON,FRAIS OU CONG.
	LIBER	700			700	LIBER	
	PANAM	800			800	PANAM	
COMMODITY TOTAL		2,182			2,182		TOTAL DE MARCHANDISE
COUNTRY/REGION TOTAL		2,182*	*	*	2,182*		TOTAL DE PAYS/REGION
GREENLAND GASOLINE	CAN	475			475	CAN	GREENLAND ESSENCE
FUEL OIL	CAN	11,568			11,568	CAN	MAZOUT
MACHINERY NES	CAN	57			57	CAN	MACHINES NDA
COUNTRY/REGION TOTAL		12,100*	*	*	12,100*		TOTAL DE PAYS/REGION
ST. PIERRE-MIQ. FISH,FRESH OR FROZEN	DENMK	350			350	DANMK	ST-PIERRE-MIQ. POISSON,FRAIS OU CONG.
	OTHER	131			131	AUTRE	
COMMODITY TOTAL		481			481		TOTAL DE MARCHANDISE
MISC.FOOD PREP.NES	CAN	2			2	CAN	DIV.PREP.ALIM.NDA
WINES	OTHER	1			1	AUTRE	VINS
INORGANIC CFEMS. NES	LIBER		13,328		13,328	LIBER	PROD.CHIM.INDRG.NOA
MACHINERY NES	CAN	2			2	CAN	MACHINES NDA
PASS.AUTOS AND CHASSIS	CAN	80			80	CAN	VOITURES PART.,CHASSIS
	OTHER	2			2	AUTRE	
COMMODITY TOTAL		82			82		TOTAL DE MARCHANDISE
EQUIPMENT MISC.	CAN	2			2	CAN	MATERIEL DIVERS
PERSONAL,HSEHOLD GOODS	CAN	3			3	CAN	ART.PERS.ET MENAGERS
	OTHER	2			2	AUTRE	
COMMODITY TOTAL		5			5		TOTAL DE MARCHANDISE
CONTAINERS,CLOSURES	OTHER	12			12	AUTRE	CONTENEURS,FERMETURES
GENERAL CARGO	OTHER	456			456	AUTRE	MARCHANDISES DIVERSES
COUNTRY/REGION TOTAL		1,043*	13,328*	*	14,371*		TOTAL DE PAYS/REGION
U S HAWAII DAIRY PROD.EGGS,HONEY	U K			2	2	R U	E-U HAWAII PROD.LAIT.,OEUVS,MIEL
FRUIT JUICES	OTHER			3	3	AUTRE	JUS DE FRUIT
FRUIT,PRES.NOT CANNED	OTHER			4	4	AUTRE	CONS. FRUITS NON BOITE
FRUITS, PREP. CANNED	SWEDN			3	3	SUEDE	FRUITS PREP. EN BOITE
VEGETABLES, FRESH	U K			2	2	R U	LEGUMES, FRAIS
SYRUP	U K			4	4	R U	SIROP
RUBBER FAB.MATERIALS	U S A			19,200	19,200	E-U	DEMI-PROD.CAOUTCHOUC
PERSONAL,HSEHOLD GOODS	U K			1	1	R U	ART.PERS.ET MENAGERS



TABLE 2A. COMMODITIES UNLOADED FROM FOREIGN COUNTRIES BY COUNTRY OF ORIGIN, REGISTRY OF VESSEL AND CANADIAN REGION - 1977

TABLEAU 2A. MARCHANDISES DECHARGÉES EN PROVENANCE DE PAYS ÉTRANGERS SELON LE PAYS D'ORIGINE, L'IMMATICULATION DU NAVIRE ET LA RÉGION DU CANADA - 1977

COUNTRY OF ORIGIN AND KIND OF CARGO		REGISTRY OF VESSEL	ATLANTIC ATLANTIQUE	GREAT LAKES GRANDS LACS	PACIFIC PACIFIQUE	TOTAL TOTAL	IMMATIC. DU NAVIRE	PAYS D'ORIGINE ET MARCHANDISE
<b>U S HAWAII CONT.</b>								<b>E-U HAWAII SUITE</b>
GENERAL CARGO		U K			1	1	R U	MARCHANDISES DIVERSES
		OTHER			4	4	AUTRE	
COMMODITY TOTAL					5	5		TOTAL DE MARCHANDISE
CONTAINERIZED FREIGHT		GER			15	15	ALL	FRET CONTENEURESE
COUNTRY/REGION TOTAL			*	*	19,239*	19,239*		TOTAL DE PAYS/REGION
<b>U S ALASKA</b>								<b>E-U ALASKA</b>
LOGS		CAN			16,500	16,500	CAN	BILLES
ORES AND CONC.NES		CAN			50	50	CAN	MINERAIS ET CONC.NDA
IRON AND STEEL SCRAP		CAN			38	38	CAN	DECHETS DE FER, DACIER
LUMBER AND TIMBER		CAN			1,364	1,364	CAN	BOIS D'OEUVRE ET CHARP.
PULP		CAN			1,960	1,960	CAN	PATE
BARNS AND ROOS,STEEL		CAN			2	2	CAN	BARRES ET TIGES ACIER
WIRE		CAN			49	49	CAN	FIL METALLIQUE
MACHINERY NES		CAN			235	235	CAN	MACHINES NDA
PASS,AUTOS AND CHASSIS		CAN			22	22	CAN	VOITURES PART.,CHASSIS
TRUCKS AND CHASSIS		CAN			234	234	CAN	CAMIONS ET CHASSIS
ROAD MOTOR VEH. NES		CAN			83	83	CAN	VEH.AUTOM.,ROUTIERS NDA
SHIPS,AIRCRAFT,MIS.VEH		CAN			9	9	CAN	NAVIRES,AVIONS,VEH.DIV
EQUIPMENT MISC.		CAN			5	5	CAN	MATERIEL DIVERS
		U S A			94	94	E-U	
COMMODITY TOTAL					99	99		TOTAL DE MARCHANDISE
CONTAINERS,CLOSURES		CAN			44	44	CAN	CONTENEURS,FERMETURES
CONTAINERIZED FREIGHT		CAN			213,588	213,588	CAN	FRET CONTENEURESE
COUNTRY/REGION TOTAL			*	*	234,277*	234,277*		TOTAL DE PAYS/REGION
<b>U S PACIFIC</b>								<b>E-U PACIFIQUE</b>
COFFEE		U S A			11	11	E-U	CAFE
LOGS		CAN			3,938	3,938	CAN	BILLES
		U S A			17,200	17,200	E-U	
COMMODITY TOTAL					21,138	21,138		TOTAL DE MARCHANDISE
SLAG,ORCS,BY-PRODUCTS		CAN			9,500	9,500	CAN	POUS.POUILL.ICON.PROD.
SAND AND GRAVEL		CAN			987,196	987,196	CAN	SABLE ET GRAVIERES
GYPSSUM		CAN			2,100	2,100	CAN	GYPSE
PHOSPHATE ROCK		NORW			29,932	29,932	NORW	ROCHE PHOSPHATEE
SALT		CAN			119,307	119,307	CAN	SEL
WASTE AND SCRAP NES		NORW			100	100	NORW	DECHETS ET REBUTS NDA
WOOD FAB.MATERIALS		U S A			1	1	E-U	DEMI-PRODUITS EN BOIS
PULP		U S A			14,753	14,753	E-U	PATE
DILS,FATS,WAXES NES		CAN			550	550	CAN	HUIL.MAT.GRAS.CIRE NDA
METALLIC SALTS		NORW			2,064	2,064	NORW	SELS METALLIQUES
		CAN			1,922	1,922	CAN	
COMMODITY TOTAL					3,986	3,986		TOTAL DE MARCHANDISE
INORGANIC CHEMS. NES		CAN			6,020	6,020	CAN	PROD.CHM.INORG.NDA
		U S A			4,550	4,550	E-U	
COMMODITY TOTAL					10,570	10,570		TOTAL DE MARCHANDISE
ORGANIC CHEMICALS NES		CAN			48	48	CAN	PROD.CHM.ORGAN.NDA
		U S A			4,807	4,807	E-U	
COMMODITY TOTAL					4,855	4,855		TOTAL DE MARCHANDISE
PLASTIC MATERIALS		CAN			64	64	CAN	MATIERES PLASTIQUES
FUEL OIL		NORW			142,987	142,987	NORW	MAZOUT
		U S A			43,395	43,395	E-U	
COMMODITY TOTAL					186,382	186,382		TOTAL DE MARCHANDISE
LUBRICATING OIL,GREASE		U S A			13	13	E-U	HUILE,GRAISSE LUBRIF.
COKE		GREEK			12,132	12,132	GREEK	COKE
		NORW			11,458	11,458	NORW	
COMMODITY TOTAL					23,590	23,590		TOTAL DE MARCHANDISE
ASPHALTS,ROAD OILS		OTHER			18,121	18,121	AUTRE	ASPHALTE,BITUME LIQD.
CASTINGS,FORGINGS		CAN			6,178	6,178	CAN	MOUL.PIECES FORGEES
WIRE		CAN			4	4	CAN	FIL METALLIQUE
BRICKS,TILES NES		CAN			43	43	CAN	BRIQUES,TUILES NDA
CEMENT		CAN			39,409	39,409	CAN	CIMENT
LIME		CAN			510	510	CAN	CHAUX
SHIPS,AIRCRAFT,MIS.VEH		CAN			5	5	CAN	NAVIRES,AVIONS,VEH.DIV
CONTAINERS,CLOSURES		NORW			9	9	NORW	CONTENEURS,FERMETURES
		U S A			2	2	E-U	
		OTHER			2	2	AUTRE	
COMMODITY TOTAL					13	13		TOTAL DE MARCHANDISE
GENERAL CARGO		CAN			1	1	CAN	MARCHANDISES DIVERSES
CONTAINERIZED FREIGHT		U K			108	108	R U	FRET CONTENEURESE
		LIBER	12				ALL	
		U S A	10,872				LIBER	
		OTHER			30	30	E-U	
COMMODITY TOTAL			10,905		138	11,043	AUTRE	TOTAL DE MARCHANDISE
COUNTRY/REGION TOTAL			10,905*	*	1,478,470*	1,489,375*		TOTAL DE PAYS/REGION
<b>U S GRT. LAKES</b>								<b>E-U GR. LACS</b>
BARLEY		CAN	100,807			100,807	CAN	ORGE
		U S A	21,625			21,625	E-U	

TABLE 21. COMMODITIES UNLOADED FROM FOREIGN COUNTRIES BY COUNTRY OF ORIGIN, REGISTRY OF VESSEL AND CANADIAN REGION - 1977

TABLEAU 21. MARCHANDISES DECHARGÉES EN PROVENANCE DE PAYS ÉTRANGERS SELON LE PAYS D'ORIGINE, L'IMMATRICULATION

DU NAVIRE ET LA RÉGION DU CANADA - 1977

SHORT TONS - TONNES COURTES

COUNTRY OF ORIGIN AND KIND OF CARGO	REGISTRY OF VESSEL	ATLANTIC ATLANTIQUE	GREAT LAKES GRANDS LACS	PACIFIC PACIFIQUE	TOTAL TOTAL	IMMATIC. DU NAVIRE	PAYS D'ORIGINE ET MARCHANDISE
U S GRT. LAKES CONT.							
COMMODITY TOTAL CORN	CAN	122,432			122,432	CAN	E-U GR. LACS
	U S A	1,545,089	99,319		2,044,408	E-U	TOTAL DE MARCHANDISE MAÏS
COMMODITY TOTAL WHEAT	CAN	61,606			61,606	CAN	TOTAL DE MARCHANDISE BLE
	U S A	2,006,695	99,319		2,106,014	E-U	TOTAL DE MARCHANDISE GRAINE DE SOYA
COMMODITY TOTAL SOYA BEANS	CAN	732,141			732,141	CAN	TOTAL DE MARCHANDISE MINÉRAI, CONC. DE FER
	U S A	222,960			222,960	E-U	TOTAL DE MARCHANDISE MINÉRAIS ET CONC. NDA
COMMODITY TOTAL IRON ORE AND CONC	CAN	955,101	318,987		955,101	CAN	POUS. GUEUL. SCOR. PROO. CHARBON BITUMINEUX
	U S A	218,052			537,039	E-U	TOTAL DE MARCHANDISE BENTONITE
COMMODITY TOTAL ORES AND CONC. NES SLAG, CROSS-BY-PRODUCTS	CAN	297,938	318,987		616,925	CAN	MATIERES ARGIL. NOA
	U S A	2,220,187			2,220,187	E-U	SABLE ET GRAVIERES
COMMODITY TOTAL COAL, BITUMINEOUS	CAN	94,176			94,176	CAN	TOTAL DE MARCHANDISE PIERRE CALCAIRE
	U S A	16,375,699			16,402,286	E-U	TOTAL DE MARCHANDISE SEL
COMMODITY TOTAL BENTONITE	CAN	26,587	16,775,973		16,802,560	CAN	MIN. NON-MET. BRUTS NDA
	U S A	128,492			128,492	E-U	SELS METALLIQUES
COMMODITY TOTAL CLAY MATERIALS NES SAND AND GRAVEL	CAN	16,680	22,600		39,280	CAN	PROD. CHIM. INORG. NDA
	U S A	343,970			343,970	E-U	PROD. CHIM. ORGAN. NDA
COMMODITY TOTAL LIMESTONE	CAN	42,546	3,035,596		3,078,142	CAN	POTASSE
	U S A	42,546	89,414		89,414	E-U	MAZOUT
COMMODITY TOTAL SALT	CAN	204,260	309,161		513,421	CAN	COKE
	U S A	1,391			1,391	E-U	TOTAL DE MARCHANDISE GOUJON, BRAI DE ROUIL. DERIVE PETR. CHARB. NOA
COMMODITY TOTAL CRUDE NON-MET. MIN. NES METALLIC SALTS	CAN	656			656	CAN	TOTAL DE MARCHANDISE MOUL. PIECES FORGES
	U S A		2,500		2,500	E-U	RAILS, MAT. VOIE FERREE
COMMODITY TOTAL INORGANIC CHEMS. NES ORGANIC CHEMICALS NES	CAN		14,403		14,403	E-U	CIMENT
	U S A		20,528		20,528	E-U	MACHINES NDA
COMMODITY TOTAL POTASH	CAN		6,839		6,839	E-U	TOTAL DE MARCHANDISE CONTENEURS, FERMETURES MARCHANDISES DIVERSES
	U S A		16,757		16,757	E-U	FRET CONTENEURESE
COMMODITY TOTAL FUEL OIL	U K	559,152	123,318		682,470	R U	TOTAL DE MARCHANDISE
	CAN	31,068	123,318		699,227	CAN	POISSON, FRAIS OU CONG.
COMMODITY TOTAL COAL TAR, PITCH	CAN		9,089		9,089	CAN	TOTAL DE MARCHANDISE POISSON EN BOITES
	U S A		41,555		41,555	E-U	MELASSE, RAFFINEE
COMMODITY TOTAL CASTINGS, FORGINGS	CAN		50,644		50,644	E-U	VINS
	U S A					E-U	BILLOTS, BOTS ROUNDS
COMMODITY TOTAL RAILS & TRACK MATERIAL	CAN	6,864			6,864	CAN	TOTAL DE MARCHANDISE ROIS A PATE
	U S A	1,344			1,344	E-U	MINÉRAIS ALUMINE, BAUX.
COMMODITY TOTAL CEMENT	CAN		28,270		28,270	E-U	TOTAL DE MARCHANDISE MINÉRAI DE MANGANESE
	NORV		386		386	E-U	MINÉRAIS ET CONC. NDA
COMMODITY TOTAL MACHINERY NES	CAN	1,685	24		1,709	CAN	CHARBON BITUMINEUX
	OTHER	15			15	AUTRE	CHARBON, NDA
COMMODITY TOTAL CONTAINERS, CLOSURES	CAN		156		156	CAN	TOTAL DE MARCHANDISE PETROLE BRUT
	CAN	497	95,191		95,688	CAN	TOTAL DE MARCHANDISE
COMMODITY TOTAL GENERAL CARGO	CAN					CAN	ROCHE CALCAIRE
	LIBER	18,745			18,745	LIBER	ROCHE PHOSPHATEE
	OTHER	20,889			20,889	AUTRE	
COMMODITY TOTAL CONTAINERIZED FREIGHT		39,634			39,634		
COUNTRY/REGION TOTAL		4,543,970*	23,648,424*		28,192,394*		
U S ATL. & GULF							
FISH, FRESH OR FROZEN	DENMK					DANMK	E-U ATL. & GOLFE
	CAN					CAN	POISSON, FRAIS OU CONG.
	U S A					E-U	TOTAL DE MARCHANDISE
	OTHER					AUTRE	POISSON EN BOITES
COMMODITY TOTAL FISH, CANNED	U S A	2,074			2,074	E-U	MELASSE, RAFFINEE
	U S A	857			857	E-U	VINS
COMMODITY TOTAL MOLASSES, REFINED	U S A		2,200		2,200	E-U	BILLOTS, BOTS ROUNDS
	OTHER					AUTRE	TOTAL DE MARCHANDISE ROIS A PATE
COMMODITY TOTAL WINES	OTHER	25			25	AUTRE	MINÉRAIS ALUMINE, BAUX.
	NETH	1,882			1,882	P. BAS	TOTAL DE MARCHANDISE MINÉRAI DE MANGANESE
	PANAM	3,798			3,798	PANAM	MINÉRAIS ET CONC. NDA
COMMODITY TOTAL BOLTS, ROUND TIMBER	CAN	5,680			5,680	CAN	CHARBON BITUMINEUX
	NORV	275			275	NORV	CHARBON, NDA
COMMODITY TOTAL PULPHOOD	LIBER	79,133			79,133	LIBER	TOTAL DE MARCHANDISE
	OTHER	23,684			23,684	AUTRE	ROIS A PATE
COMMODITY TOTAL ALUMINA, BAUXITE ORES	OTHER	102,817			102,817	OTHER	MINÉRAIS ALUMINE, BAUX.
	U K	2,424			2,424	R U	TOTAL DE MARCHANDISE MINÉRAI DE MANGANESE
	OTHER	2,000			2,000	AUTRE	MINÉRAIS ET CONC. NDA
COMMODITY TOTAL ORES AND CONC. NES	OTHER	7,984			7,984	AUTRE	CHARBON BITUMINEUX
	OTHER	35,315			35,315	ALL	CHARBON, NDA
COMMODITY TOTAL COAL, BITUMINEOUS	GREEK	90,660			90,660	GRECQ	TOTAL DE MARCHANDISE
	LIBER	148,198			148,198	LIBER	PETROLE BRUT
	CAN	54,033			54,033	CAN	TOTAL DE MARCHANDISE
COMMODITY TOTAL CRUDE PETROLEUM	U K	328,206			328,206	R U	ROCHE CALCAIRE
	GREEK	28,081			28,081	GRECQ	ROCHE PHOSPHATEE
COMMODITY TOTAL LIMESTONE		65,456			65,456		
	CAN	93,537			93,537	CAN	
	DENMK		18,995		18,995	DANMK	
COMMODITY TOTAL PHOSPHATE ROCK	GER			203,571	203,571	ALL	
				159,114	159,114		

TABLE 2A. COMMODITIES UNLOADED FROM FOREIGN COUNTRIES BY COUNTRY OF ORIGIN, REGISTRY OF VESSEL AND CANADIAN REGION - 1977

TABLEAU 2A. MARCHANDISES DECHARGÉES EN PROVENANCE DE PAYS ÉTRANGERS SELON LE PAYS D'ORIGINE, L'IMMATRICULATION DU NAVIRE ET LA RÉGION DU CANADA - 1977

		SHORT TONS - TONNES COURTES						
COUNTRY OF ORIGIN AND KIND OF CARGO	REGISTRY OF VESSEL	ATLANTIC ATLANTIQUE	GREAT LAKES GRANDS LACS	PACIFIC PACIFIQUE	TOTAL TOTAL	IMMATRIC. DU NAVIRE	PAYS D'ORIGINE ET MARCHANDISE	
U S ATL. & GULF CONT.							E-U ATL. & GOLFE SUITE	
	GREEK			22,177	22,177	GREGO		
	NORW			138,776	138,776	NORV		
	LIBER	693,128		62,945	756,073	LIBER		
	OTHER			67,771	67,771	AUTRE		
COMMODITY TOTAL		693,128		654,354	1,347,482		TOTAL DE MARCHANDISE	
SALT	LIBER			24,824	24,824	LIBER	SEL	
	CAN	170,676			170,676	CAN		
	U S A	50			50	E-U		
COMMODITY TOTAL		170,726		24,824	195,550		TOTAL DE MARCHANDISE	
SULPHUR IN ORES	PANAM	7,716			7,716	PANAM	SOUFRE EN MINERAL	
	CAN	5,546			5,546	CAN		
COMMODITY TOTAL		13,262			13,262		TOTAL DE MARCHANDISE	
RAILWAY TIES	OTHER	3,440			3,440	AUTRE	TRAVERSES DE CH. FER	
PAPER NES	CAN	20			20	CAN	PAPIER NDA	
PAPERBOARD	U K	15			15	R U	CAPTON	
TEXTILE FAB. MTL NES	OTHER	1			1	AUTRE	OUVR. EN MAT. TEXT. NDA	
METALLIC SALTS	NORW	4,530			4,530	NORV	SELS METALLIQUES	
	OTHER	4,769			4,769	AUTRE		
COMMODITY TOTAL		9,299			9,299		TOTAL DE MARCHANDISE	
INORGANIC CHEMS. NES	U K	11,200			11,200	R U	PROD. CHIM. INORG. NDA	
	GREEK	26,394	8,393		34,787	GREGO		
	NORW	83,240	10,337		93,577	NORV		
	LIBER	216,436			216,436	LIBER		
	U S A	5,638			5,638	E-U		
	OTHER	9,617			9,617	AUTRE		
COMMODITY TOTAL		352,525	18,730		371,255		TOTAL DE MARCHANDISE	
FERTILIZERS NES	U K	10,408			10,408	R U	ENGRAIS CHIMIQUE NDA	
	GREEK	18,625	58,019		76,644	GREGO		
	ITALY	6,498	11,615		18,113	ITAL		
	NORW	24,906	10,007		34,913	NORV		
	LIBER	8,561			8,561	LIBER		
	OTHER	34,786	16,368		51,154	AUTRE		
COMMODITY TOTAL		103,784	96,009		199,793		TOTAL DE MARCHANDISE	
FUEL OIL	LIBER	67,239			67,239	LIBER	MAZOUT	
LUBRICATING OIL, GREASE	CAN	4,658			4,658	CAN	HUILE, GRASSE LUBRIF.	
	U S A		6,225		6,225	E-U		
COMMODITY TOTAL		4,658	6,225		10,883		TOTAL DE MARCHANDISE	
COKE	U K	7,000			7,000	R U	COKE	
	GER	13,168			13,168	ALL		
	GREEK	4,181			4,181	GREGO		
	LIBER	50,338			50,338	LIBER		
	JAPAN			11,247	11,247	JAPON		
	OTHER	12,224			12,224	AUTRE		
COMMODITY TOTAL		86,911		11,247	98,158		TOTAL DE MARCHANDISE	
PETROL. COAL PROD. NES	CAN	4,098			4,098	CAN	DEPTE PETR. CHARB. NDA	
RAILS & TRACK MATERIAL	CAN	2,524			2,524	CAN	RAILS, MAT. VOIE FERREE	
MACHINERY NES	PANAM	1,356			1,356	PANAM	MACHINES NDA	
PASS. AUTOS AND CHASSIS	LIBER	2			2	LIBER	VOITURES PART., CHASSIS	
	PANAM	2			2	PANAM		
COMMODITY TOTAL		4			4		TOTAL DE MARCHANDISE	
EQUIPMENT MISC.	CAN	679			679	CAN	MATERIEL DIVERS	
CONTAINERS, CLOSURES	GER	439			439	ALL	CONTENEURS, FERMETURES	
	NORW	3,181			3,181	NORV		
	CAN	1,510			1,510	CAN		
	OTHER	2			2	AUTRE		
COMMODITY TOTAL		5,132			5,132		TOTAL DE MARCHANDISE	
MISC. END PRODUCTS NES	DENMK	2			2	DANMK	PRDUIITS FINIS DIV. NDA	
	PANAM	58			58	PANAM		
COMMODITY TOTAL		60			60		TOTAL DE MARCHANDISE	
GENERAL CARGO	LIBER	21			21	LIBER	MARCHANDISES DIVERSES	
CONTAINERIZED FREIGHT	U K	2,248			2,248	R U	FRET CONTENEURESE	
	LIBER	14			14	LIBER		
	JAPAN	11			11	JAPON		
	OTHER	34,100			34,100	AUTRE		
COMMODITY TOTAL		36,373			36,373		TOTAL DE MARCHANDISE	
COUNTRY/REGION TOTAL		2,101,134*	142,159*	690,425*	2,933,718*		TOTAL DE PAYS/REGION	
GRAND TOTAL		35,032,069**	25,110,097**	4,763,819**	64,905,985**		TOTAL GLOBAL	



TABLE 3A. COMMODITIES LOADED FOR FOREIGN COUNTRIES BY CANADIAN REGION - 1977

TABLEAU 3A. MARCHANDISES CHARGÉES À DESTINATION DE PAYS ÉTRANGERS SELON LA RÉGION DU CANADA - 1977

COMMODITY	SHORT TONS - TONNES COURTES				TOTAL TOTAL	MARCHANDISES
	ATLANTIC ATLANTIQUE	GREAT LAKES GRANDS LACS	PACIFIC PACIFIQUE			
CATTLE	136				136	BOVINS
LIVE ANIMALS, NES	70				70	ANIMAUX VIVANTS, NDA
MEAT, FRESH OR FROZEN	2,257			149	2,406	VIANDE, FRAICHE / CONG.
MEAT, CURED	440				440	VIANDE FUMÉE OU SALÉE
MEAT AND MEAT PREP. NES	363			64	427	VIANDES ET PRÉP. NDA
FISH, FRESH OR FROZEN	79,315	14		16,969	96,298	POISSON, FRAIS OU CONG.
FISH, SALTED OR CURED	14,727			18	14,745	POISSON, SALE DU FUME
FISH, CANNED	699			1,065	1,764	POISSON EN BOÎTES
LOBSTER	5				5	HOMARD
SHELL FISH, NES	13,242			582	13,824	MOLLUSQUES CRUST., NDA
BUTTER	4				4	BEURRE
CHEESE	1				1	FROMAGE
MILK POWDER	74,219			2,289	76,508	LAIT EN POUDDRE
DAIRY PROD. EGGS, HONEY	28,206			10	28,224	PROD. LAIT., OEUF, MIEL
BARLEY	1,652,901	223,865		1,207,727	3,084,493	ORGE
CORN	1,949,234	18,006			1,967,240	MAIS
OATS	36,722	217,717			291,507	AVOINE
RYE	7,928	66,524			231,241	SEIGLE
WHEAT	11,371,811	279,970			17,915,198	BLÉ
CEREALS UNMILLED, NES	6	1,237			20,142	CÉRÉALES NON MOUL., NDA
CORN MEAL AND FLOUR	228				228	SEMIOULE, FARINE DE MAIS
CORN STARCH	35				35	FÉCULE DE MAIS
MALT AND MALT FLOUR	9,989	1,664			17,907	MALT ET FARINE DE MALT
WHEAT FLOUR	264,239	3			89,602	FARINE DE BLÉ
CEREALS MILLED, NES	238	40			3	CÉRÉALES MOULUES, NDA
BAKERY PROD. INC. FROZEN	14				14	PROD. BOUL., PROD. CONG.
MACARONI, CEREAL PROD.	328				328	PÂTES ALIM. PROD. CÉRÉAL
APPLES	423				3,053	POMMES
FRESH FRUITS, BERRIES	109				857	FRUITS, BAIES FRAIS
FROZEN FRUITS, BERRIES	45				1	FRUITS, BAIES CONGÈLES
DRIED FRUITS	5				5	FRUITS SECS
FRUIT JUICES	59				14	JUS DE FRUIT
FRUIT, PRES. NOT CANNED	43				43	CONS. FRUITS NON BOÎTE
FRUITS, PREP. CANNED	292				19	FRUITS PRÉP. EN BOÎTE
NUTS, EXC. CIL NUTS NES	11				11	NOIX, SAUF OLEAG. NDA
POTATOES	145,484				145,484	POMMES DE TERRE
VEGETABLES, FRESH	1,887				1,887	LEGUMES, FRAIS
VEGETABLES, FROZEN	1,652				1,858	LEGUMES, CONGÈLES
VEGETABLES, DRIED	25,796	605			7,012	LEGUMES, SECS
VEGETABLE PREP. NES	637	8			772	PRÉP. DE LEGUMES NDA
SUGAR, NES	18,228				2,087	SUCRE, NDA
SYRUP	1				1	SIROP
SUGAR PREPARATIONS	130				3	PRÉP. À BASE DE SUCRE
COCOA AND CHOCOLATE	2				2	CACAO ET CHOCOLAT
SPICES	292	13			5,263	ÉPICES
VINEGAR	6				6	VINAIGRE
SHORTENING	94				94	GRAISSE CULINAIRE
LARD	17				17	SAINDOUX
SAUSAGE SKINS, CASINGS	98	10			108	BOYAUX À SAUCISSES
MISC. FOOD PREP. NES	3,974	5			45	DIV. PRÉP. ALIM. NDA
HAY, FORAGE, STRAW	195				1,061	Foin, FOURRAGE, PAILLE
HULLS, SCREENINGS, CHAFF	5,656	35,949			14,157	ÉCULURES, CRIBLURES, BAL
BRAN, SHORTS, MIDDINGS	3,694				10,456	SON, ISSUES DE CÉRÉALES
GROUND CEREALS NES	5,918				4,409	CÉRÉALES MOULUES NDA
SOYA. OIL MEAL, CAKE		40,698			60	FARINE TOUR. GR. SOYA
OIL SEED MEAL, CAKE NES	1,107				33,786	FAR. TOUR. OLEAG. NDA
BREWERS GRAINS		6,944			6,944	GRAINS DE BRASSERIE
FEEDS, VEGETABLE ORIGIN	23,817				36,122	PROD. D'ORIGINE VÉGÉTALE
FEEDS OF ANIMAL ORIGIN	5,016				90	PROD. D'ORIGINE ANIMALE
CONC. COMPLETE FEEDS	108,440	345,387			409,938	CONC., PROD. COMPLÈTES
NON-ALCOHOLIC BEVERAGE	245				15	BOISSONS NON-ALCOOLIQ.
WINES	7	7			31	VINS
DIST. ALCOHOLIC BEV.	659	1			248	BOISS. ALCOOL. DIST.
CIGARETTES	7				7	CIGARETTES
TOBACCO NES	171				864	TABACS NDA
RAW HIDES AND SKINS	2,516	1,188			1,188	PEAUX ET CUIRS BRUT
CRUDE ANIMAL PROD. NES	769				11	PR. BRUTS ORIG. ANIM. NDA
SEEDS FOR SOWING NES	235				437	GRAINES DE SEMENCE NDA
FLAXSEED	325	207,693			142,488	GRAINE DE LIN
MUSTARD SEED	882	19,923			5	GRAINE DE MOUTARDE
RAPESEED		183,859			956,442	GRAINE DE COLZA
SOYA BEANS	375,048				375,048	GRAINE DE SOYA
OIL SEEDS, NUTS NES		30,109			24,419	GRAINES, NOIX OLEAG. NDA
NURSERY, GREENHOUSE STOCK	10				10	PROD. PEPINIÈRE, SERRE
CRUDE VEG. PROD. NES	48				1	PR. BRUTS ORIG. VÉG. NDA
LOGS	1,563	207			607,715	BILLES
BOLTS, ROUND TIMBER	9,528				1,014	BILLOTS, BOIS ROUNDS
PULPWOOD	69,328				1,163,158	BOIS À PÂTE

TABLE 3A. COMMODITIES LOADED FOR FOREIGN COUNTRIES BY CANADIAN REGION - 1977

TABLEAU 3A. MARCHANDISES CHARGÉES À DESTINATION DE PAYS ÉTRANGERS SELON LA RÉGION DU CANADA - 1977

COMMODITY	SHORT TONS - TONNES COURTES			TOTAL TOTAL	MARCHANDISES
	ATLANTIC ATLANTIQUE	GREAT LAKES GRANDS LACS	PACIFIC PACIFIQUE		
CRUDE WOOD MTL. NES	337		860	1,197	MATIERES BOIS BRUT NDA
TEXTILE FIBRES NES	7,220	1,829	213	9,262	FIBRES TEXTILES NDA
ALUMINA,BAUXITE ORES	23,667			23,667	MINERAIS ALUMINE,BAUX.
COPPER ORE AND CONC.	16,565		883,182	899,747	MINERAIS,CONC. CUIVRE
IRON ORE AND CONC.	44,633,731	3,636,268	484,804	48,754,803	MINERAIS,CONC.DE FER
LEAD ORE AND CONC.	57,768		49,919	107,687	MINERAIS,CONC.DE PLOMB
MANGANESE ORE	85,531			85,531	MINERAIS DE MANGANESE
NICKEL-COPPER ORE	71,247		48,043	119,290	MINER. DE CUIVRE-NICKEL
TITANIUM ORE	114,757			114,757	MINERAIS DE TITANE
ZINC ORE AND CONC.	866,858		122,895	989,753	MINERAIS,CONC.DE ZINC
ORES AND CONC.NES	48,726		7,751	56,477	MINERAIS ET CONC.NDA
IRON AND STEEL SCRAP	91,149	51,227	13,710	156,086	DECHETS DE FER, D'ACIER
NON-FERROUS MET.SCRAP	3,398	100	422	3,920	DECHETS METAL.NON FER.
SLAG,DROSS,BY-PRODUCTS	657,326			657,326	POUS.GUEUL.SCOR.PROD.
COAL,BITUMINOUS	569,045		10,401,568	10,970,613	CHARBON BITUMINEUX
CRUDE PETROLFUM	658,379			658,379	PETROLE BRUT
ASBESTOS	267,140	26	90,040	297,206	AMIANTE
DOLOMITE		964,159		964,159	DOLOMITE
CLAY MATERIALS NES	182			182	MATIERES ARGIL.NDA
SAND AND GRAVEL	2		12,830	12,832	SABLE ET GRAVIERS
LIMESTONE			991,260	991,260	PIERRE CALCAIRE
STONE,CRUDE NES	1,116	44,501	35	45,652	PIERRE BRUTE NDA
BARYTES,NATURAL	82,198			82,198	BARYTINE NATURELLE
FLUOSPAR	5,600	6,515		12,115	SPATH FLUOR
GYP SUM	5,440,466		6,000	5,446,466	GYPSE
SALT	6,003	1,407,201		1,413,204	SEL
SULPHUR IN ORES			2,920,456	2,920,456	SOUFRE EN MINERAIS
CRUDE NON-MET.MIN.NES	112,787	1,222	7,112	121,121	MIN.NON-MET.BRUTS NDA
COTTON,TEXTILE WASTE	1,677	852	1,007	3,536	DECHETS DE COTON,TEXT.
HOGGED FUEL, WOOD			195,540	195,540	BOIS DE CHAUFFAGE
WASTE AND SCRAP NES	24,692	12	34,388	59,092	DECHETS ET REBUTS NDA
LEATHER	33			33	CUIR
FURS,DRESSED	2			2	FOURRURES APPRETEES
RUBBER FAB.MATERIALS	926	150	75	1,151	DEMI-PROD.CAOUTCHOUC
LUMBER AND TIMBER	200,304	27,086	5,350,117	5,577,507	BOIS OEUVRE ET CHARP.
FLOORING	103			103	LAMES POUR PARQUET
SHINGLES AND SHAKES	159		2,892	3,051	BARDEAUX,BARD.FACAUF
SAWMILL PRODUCTS NES	20			20	SCIAGES NDA
VENEER,PLYWOOD	4,583	3,225	204,332	212,140	PLACAGES,CONTRE-PLAQ.
COOPERAGE STOCK	2,336			2,336	DEMI-PROD.TONNELLERIE
WOOD FAB.MATERIALS	24,131	180	185	24,496	DEMI-PRODUITS EN BOIS
PULP	743,030	251,298	2,493,141	3,487,469	PATE
NEWSPRINT PAPER	2,113,595	182,953	929,799	3,226,347	PAPIER JOURNAL
PAPER NES	23,671	707	176,181	200,559	PAPIER NDA
PAPERBOARD	220,273		198,729	419,002	CARTON
BLDG.PAPER AND BOARD	2,893	76	2,142	5,111	PLAQ.CONSTR.,PAP/CART.
WET MACHINE BOARD	71	32		103	CARTON EN PATE PRESSE
CORDAGE,TWINE,ROPE	85		17	102	CORDAGE,FICELLE,CORDE
TEXTILE FAB.MTL NES	11,007	91	59	11,157	OUVRE EN MAT.TEXT.NDA
ANIMAL OILS,EXC.MARINE	63,191	21,893	60,074	145,158	HUIL.ANIM.SAUF AN.MAR.
FISH,MARINE ANIMAL OIL	3,974		710	4,684	HUIL.DE POISSON,AN.MAR.
SOYABEAN OIL		1,111		1,111	HUILE DE SOYA
VEG.OILS,FATS NES	26,984	7,081	86,904	120,969	HUIL.MAT.GRAS.VEG.NDA
OILS,FATS,WAXES NES	1,020	4,166	1,051	6,237	HUIL.MAT.GRAS.CIRE NDA
SULPHURIC ACID	176,829			176,829	ACIDE SULFURIQUE
METALLIC SALTS	4,069	1,634		5,703	SELS METALLIQUES
INORGANIC CHEMS. NES	49,639	5,538	25,662	80,839	PROD.CHIM.INORG.NDA
GLYCOL	5,609			5,609	GLYCOL
ORGANIC CHEMICALS NES	329,096	209,263	128,538	666,897	PROD.CHIM.ORGAN.NDA
EXPLOS., FUSES, CAPS	4,360		3,037	7,397	EXPLOS.,AMORCES, DET.
POTASH	1,320	71,592	1,467,511	1,540,423	POTASSE
FERTILIZERS NES	12,274	6	131,855	144,135	ENGRAIS CHIMIQUE NDA
AGRICULTURAL CHEMICALS	391	87	96	574	PROD.CHIM.AGRICOLES
SYNTHETIC RUBBER	1,854	15		1,869	CAOUTCHOUC SYNTHETIQUE
PLASTIC MATERIALS	8,298	338	6,035	14,671	MATIERES PLASTIQUES
DYESTUFF,PIGMENT,PAINT	578	1,668	10	2,256	MAT.COLOR.PIG. PEINTURE
CHEM.SPECIALTIES NES	10,919	5,211	37	16,167	PROD.CHIM.SPECIAUX NDA
GASOLINE	345,458	22,354	31,691	399,543	ESSENCE
FUEL OIL	1,691,039	1,019,810	151,755	2,862,604	MAZOUT
LUBRICATING OIL, GREASE	536	13	79	628	HUIL.E,GRAISSE LUBRIF.
COKE	108,100		149,425	257,525	COKE
ASPHALTS,ROAD OILS	183		3	186	ASPHALTE,BITUME LIQD.
COAL TAP,PITCH	70			70	GOUDRON,BRAI DE BOUIL.
PETROL.COAL PROD.NES	35,065	3,573	261,242	299,880	DERIVE PETR.CHARB.NDA
FERRO-ALLOYS	35,368			35,368	FERRO-ALLIAGES
PIG IRON	465,343	18,640		483,983	FER EN GUEUSE
PRIMARY IRON,STEEL NES	77,721	232		77,953	FER,ACIER PRIMAIR.NDA
CASTINGS,FORGINGS	221	17,030	7	17,258	MOUL.PIECES FORGES

TABLE 3A. COMMODITIES LOADED FOR FOREIGN COUNTRIES BY CANADIAN REGION - 1977

TABLEAU 3A. MARCHANDISES CHARGÉES À DESTINATION DE PAYS ÉTRANGERS SELON LA RÉGION DU CANADA - 1977

COMMODITY	SHORT TONS - TONNES COURTES				TOTAL TOTAL	MARCHANDISES
	ATLANTIC ATLANTIQUE	GREAT LAKES GRANDS LACS	PACIFIC PACIFIQUE			
BARS AND RODS, STEEL	16,563	5,850	90		22,503	BARRES ET TIGES ACIER
PLATE & SHEET STEEL	52,594	139,500	109		192,203	TOILES, FEUILLES D'ACIER
STRUCTURAL SHAPES	21,033	33,286	2,942		57,261	PROFILES DE CONSTRUCT.
RAILS & TRACK MATERIAL	28,692		1,788		30,480	RAILS, MAT. VOIE FERREE
PIPES, TUBES: IRON, STEEL	10,916	1,763	909		13,588	TUYAUX, TUBES: FER, ACIER
WIRE	2,747	1	305		3,053	FIL METALLIQUE
ALUMINIUM	95,533	134	177,850		273,517	ALUMINIUM
COPPER AND ALLOYS	74,267	18,615	5,448		98,330	CUIVRE ET ALLIAGES
LEAD AND ALLOYS	5,137		33,350		38,487	PLOMB ET ALLIAGES
NICKEL AND ALLOYS	1,334	10	1,938		3,282	NICKEL ET ALLIAGES
ZINC AND ALLOYS	17,235	13	45,175		62,423	ZINC ET ALLIAGES
NON-FERROUS METALS NES	857	144	401		1,402	METAUX NON-FERREUX NDA
METAL FAB. BASIC PROD.	7,382	431	111		7,924	OUVR. DE BASE EN METAL
BUILDING BRICK, CLAY	2				2	BRIQ. A BATIR ARGILE
BRICKS, TILES NES	10,129	76			10,205	BRICKS, TILES NDA
GLASS BASIC PRODUCTS	1,299	908			2,207	OUVR. DE BASE EN VERRE
ASBESTOS BASIC PROD.	1,017		16		1,033	OUVR. DE BASE AMIANTE
CEMENT	26,412	960,538	191,796		1,178,746	CIMENT
CEMENT BASIC PROD.	1,319	1,575	64		2,958	OUVR. DE BASE CIMENT
LIME	55		4,674		4,729	CHAUX
NON-MET. MIN. BASIC PROD.	4,231	74	2,422		6,727	PROD. MIN. NON-MET. BASE
MISC. FABRICATED PROD.	2,196	1	10		2,207	OUVRAGES DIVERS
TRACTORS	5,888	835	2,658		9,381	TRACTEURS
MACHINERY NES	66,275	7,500	7,514		81,289	MACHINES NDA
RAILWAY ROLLING STOCK	2,407		6		2,413	MAT. ROUL. DE CH. DE FER
PASS. AUTOS AND CHASSIS	47,759	1,568	77		49,404	VOITURES PART., CHASSIS
BUSES AND CHASSIS	34		128		162	AUTOBUS ET CHASSIS
TRUCKS AND CHASSIS	15,826	1,845	2,810		20,481	CAMIONS ET CHASSIS
MOTOR VEHICLE ENGINES	54,009	8,414	320		62,743	MOTEURS DE VEH. AUTOM.
ROAD MOTOR VEH. NES	7,151	10	816		7,977	VEH. AUTOM. ROUTIERS NDA
SHIPS, AIRCRAFT, MIS. VEH	3,021	95	1,104		4,220	NAVIRES, AVIONS, VEH. DIV
RUBBER TIRES AND TUBES	726	58	13		797	PNEUS, CHAMBRES A AIR
EQUIPMENT MISC.	28,536	4,932	4,699		38,167	MATERIEL DIVERS
PERSONAL, HOUSEHOLD GOODS	7,874	711	1,094		9,679	ART. PERS. ET MENAGERS
FIREARMS, AMMUNITION	190	2,613			2,803	ARMES A FEU, MUNITIONS
CONTAINERS, CLOSURES	4,893	85	849		5,827	CONTENEURS, FERMETURES
MISC. END PRODUCTS NES	62,998	3,380	11,950		78,328	PRODUITS FINIS DIV. NDA
GENERAL CARGO	29,152	116,707	2,712		148,571	MARCHANDISES DIVERSES
CONTAINERIZED FREIGHT	2,901,849	25,242	607,284		3,534,375	FRET CONTENEURESE
GRAND TOTAL	80,535,902 *	11,010,399 *	40,476,808 *		132,023,109 *	TOTAL GLOBAL



TABLE 4A. COMMODITIES UNLOADED FROM FOREIGN COUNTRIES BY CANADIAN REGION - 1977  
 TABLEAU 4A. MARCHANDISES DECHARGEES EN PROVENANCE DE PAYS ETRANGERS SELON LA REGION DU CANADA - 1977

COMMODITY	SHORT TONS - TONNES COURTES				TOTAL TOTAL	MARCHANDISES
	ATLANTIC ATLANTIQUE	GREAT LAKES GRANDS LACS	PACIFIC PACIFIQUE	TOTAL		
CATTLE	34	1			35	BOVINS
LIVE ANIMALS, NES	40	1			41	ANIMAUX VIVANTS, NDA
MEAT, FRESH OR FROZEN	218			1,587	1,805	VIANDE, FRAICHE / CONG.
MEAT, CURED	508				508	VIANDE FUMEE OU SALEE
MEAT AND MEAT PREP. NES	2,918	96	241		3,255	VIANDES ET PREP. NDA
FISH, FRESH OR FROZEN	15,894	70	41		16,005	POISSON, FRAIS OU CONG.
FISH, SALTED OR CURED	7				49	
FISH, CANNED	870	11		42	971	POISSON, SALE OU FUME
LOBSTER	375			90	378	POISSON EN BOITES
SHELL FISH, NES	2,290			3	2,377	HOMARD
BUTTER				87	4,041	MOLLUSQUES (CRUST.), NDA
CHEESE	750	159		4,041	2,990	BEURRE
DAIRY PROD. EGGS, HONEY	4	30		2	36	PROD. LAIT., OEUFS, NIEL
BARLEY	122,432				122,432	ORGE
CORN	2,006,695	99,319			2,106,014	MAIS
WHEAT	955,101				955,101	BLE
CEREALS UNMILLED, NES	51	20		17	88	CEREALES NON MOUL., NDA
CORN MEAL AND FLOUR	3			3	6	SEMOULE, FARINE DE MAIS
MALT AND MALT FLOUR				39	39	MALT ET FARINE DE MALT
WHEAT FLOUR				48	48	FARINE DE BLE
CEREALS MILLED, NES	7				7	CEREALES MOULUES, NDA
BAKERY PROD. INC. FROZEN	53	18		7	78	PROD. BOUL., PROD. CONG.
MACARONI, CEREAL PROD.	1,147	41		160	1,348	PATES ALIM. PROD. CEREAL
APPLES	5,032			604	5,636	POMMES
FRESH FRUITS, BERRIES	11,087	324		17,120	28,531	FRUITS, BAIES FRAIS
FROZEN FRUITS, BERRIES	18			3	21	FRUITS, BAIES CONGELES
DRIED FRUITS	4,115	11		29	4,155	FRUITS SECS
FRUIT JUICES	31,397	4,427		1,705	37,529	JUS DE FRUIT
FRUIT PULP, PUREE	12			7	19	PULPE DE FRUIT, PUREE
FRUIT, PRES. NOT CANNED	268	157		347	772	CONS. FRUITS NON BOITE
FRUITS, PREP. CANNED	3,983	3,393		2,381	9,757	FRUITS PREP. EN BOITE
NUTS, EXC. OIL NUTS NES	1,725	832		253	2,810	NOIX, SAUF OLEAG.
VEGETABLES, FRESH	453	34		1,756	2,243	LEGUMES, FRAIS
VEGETABLES, FROZEN				8	8	LEGUMES, CONGELES
VEGETABLES, DRIED	327	39		2,150	2,516	LEGUMES, SECS
VEGETABLE PREP. NES	1,985	1,897		558	4,440	PREP. DE LEGUMES, NDA
RAW SUGAR	670,107	375,932		34,305	1,080,344	SUCRE BRUT
SUGAR, NES	16				16	SUCRE, NDA
MOLASSES, CRUDE	119,994	51,787			171,781	MELASSE, BRUTE
MOLASSES, REFINED		2,200			2,200	MELASSE, RAFFINEE
SYRUP	1			8	9	SIROP
SUGAR PREPARATIONS	2,774	46		5	2,825	PREP. A BASE DE SUCRE
COCOA AND CHOCOLATE	3,037	930		1	3,968	CACAO ET CHOCOLAT
COFFEE	6,472	188		7,875	14,535	CAFE
TEA	14,866	992		1,039	16,897	THE
SPICES	1,510	524		473	2,507	EPICES
VINEGAR	10			1	11	VINAIGRE
SAUSAGE SKINS, CASINGS		1		702	703	BOYAUX A SAUCISSES
MISC. FOOD PREP. NES	2,176	1,922		3,737	7,835	DIV. PREP. ALIM. NDA
HAY, FORAGE, STRAW		22			22	Foin, FOURRAGE, PAILLE
NON-ALCOHOLIC BEVERAGE	25	335		18	378	BOISSONS NON-ALCOOLIQ.
ALE, BEER, STOUT, PORTER	25	105		626	756	ALE, BIERE, STOUT, PORTER
WINES	1,172	2,872		1,257	5,301	VINS
FERM. ALCOHOLIC BEV.				75	75	BOISS. ALCOOL. FERME.
DIST. ALCOHOLIC BEV.	2,745	742		537	4,024	BOISS. ALCOOL. DIST.
CIGARETTES		1			1	CIGARETTES
TOBACCO NES	492				492	TABACS NDA
RAW HIDES AND SKINS	16	7		10	33	PEAUX ET CUIRS BRUT
CRUDE ANIMAL PROD. NES	6	3		37	46	PR. BRUTS ORIG. ANIM. NDA
SEEDS FOR SOWING NES	755	10		55	820	GRAINES DE SEMENCE NDA
SOYA BEANS	297,938	318,987			616,925	GRAINE DE SOYA
OIL SEEDS, NUTS NES	11			227	238	GRAINES, NOIX OLEAG. NDA
NURSERY, GREENHOUSE STOCK	109	21			130	PROD. PEPINIERE, SERRE
RUBBER, ALLIED GUMS, NAT	3,974	2,156		67,675	73,805	CAOUTCHOUC GOMMES NAT.
CRUDE VEG. PROD. NES	579	270		41	890	PR. BRUTS ORIG. VEG. NDA
LOGS				37,663	37,663	BILLES
BOLTS, ROUND TIMBER	5,680				5,680	BILLOTS, BOIS RONDS
PULPWOOD	275				275	BOIS A PATE
CRUDE WOOD MTL. NES	15				15	MATIERES BOIS BRUT NDA
WOOL AND ANIMAL HAIR	210	357		1,108	1,675	LAINES, POILS DANIMAL
TEXTILE FIBRES NES	4,934	2,675		639	8,248	FIBRES TEXTILES NDA
ALUMINA, BAUXITE ORES	3,430,035	89,405		564,653	4,084,093	MINERAIS ALUMINE, BAUX.
IRON ORE AND CONC.	692,466	2,233,687			2,926,153	MINERAIS, CONC. DE FER
LEAD ORE AND CONC.	17,164				17,164	MINERAIS, CONC. DE PLOMB
MANGANESE ORE	188,607	4,799			193,406	MINERAIS DE MANGANESE
NICKEL-COPPER ORE	151			32,418	32,569	MINER. DE CUIVRE-NICKEL
ORES AND CONC. NES	115,833	57,850		50	173,733	MINERAIS ET CONC. NDA
IRON AND STEEL SCRAP				513	513	DECHETS DE FER, D'ACIER

TABLE 4A. COMMODITIES UNLOADED FROM FOREIGN COUNTRIES BY CANADIAN REGION - 1977

TABLEAU 4A. MARCHANDISES DECHARGEES EN PROVENANCE DE PAYS ETRANGERS SELON LA REGION DU CANADA - 1977

COMMODITY	SHORT TONS - TONNES COURTES				TOTAL TOTAL	MARCHANDISES
	ATLANTIC ATLANTIQUE	GREAT LAKES GRANDS LACS	PACIFIC PACIFIQUE	TOTAL		
SLAG, DROSS, BY-PRODUCTS		38,186	9,500		47,686	POUS. GUEUL. SCOR. PROD.
COAL, BITUMINOUS	92,245	16,775,973			16,868,218	CHARBON BITUMINEUX
COAL, NES	328,206				328,206	CHARBON, NDA
CRUDE PETROLEUM	18,058,417		22,489		18,080,906	PETROLE BRUT
ASBESTOS	2,549				2,549	AMIANTE
BENTONITE	286,393				286,393	BENTONITE
CHINA CLAY	35,746				35,746	KAOLIN
CLAY MATERIALS NES	17,240	22,645			39,885	MATIERES ARGIL. NDA
SAND AND GRAVEL	6,820	400,319	987,196		1,394,335	SABLE ET GRAVIERS
LIMESTONE	42,546	3,144,005			3,186,551	PIERRE CALCAIRE
STONE, CRUDE NES	14,042	467	195		14,704	PIERRE BRUTE NDA
FLUORSPAR	33,115	101,892			135,007	SPATH FLUOR
GYPSUM			18,100		18,100	GYPSE
PHOSPHATE ROCK	699,740		713,232		1,412,972	ROCHE PHOSPHATEE
SALT	407,789	309,161	330,408		1,047,358	SEL
SULPHUR IN DRES	13,262				13,262	SOUFRE EN MINERAL
CRUDE NON-MET. MIN. NES	31,136	1,462	16		32,614	MIN. NON-MET. BRUTS NDA
COTTON, TEXTILE WASTE	441	258	215		914	DECHETS DE COTON, TEXT.
WASTE AND SCRAP NES	647		107		754	DECHETS ET REBUTS NDA
LEATHER	1,010	6	21		1,037	CUIR
RUBBER FAB. MATERIALS	197	29	19,491		19,717	DEMI-PROD. CAOUTCHOUC
LUMBER AND TIMBER	26,862	10,586	31,734		69,182	BOIS D'OEUVRE ET CHARP.
FLOORING	394	194	37		625	LAMES POUR PARQUET
RAILWAY TIES	3,440				3,440	TRAVERSES DE CH. FER
SAWMILL PRODUCTS NES			99		99	SCIAGES NDA
VENEER, PLYWOOD	37,515	17,974	45,703		101,192	PLACAGES, CONTRE-PLAQ.
COOPERAGE STOCK		6			6	DEMI-PROD. TONNELLERIE
WOOD FAB. MATERIALS	20,167	1,650	4,524		26,341	DEMI-PRODUITS EN BOIS
PULP	3,788	11,332	20,320		35,440	PATE
PAPER NES	204	9	84		297	PAPIER NDA
PAPERBOARD	1,660	259	9		1,928	CARTON
BLDG. PAPER AND BOARD	2,575	2,858	118		5,551	PLAQ. CONSTR., PAP/CART.
WET MACHINE BOARD		6			6	CARTON EN PATE PRESSE
CORDAGE, TWINE, ROPE	12,822	5,778	3,455		22,055	CORDAGE, FICELLE, CORDE
JUTE WOVEN FABRICS	25,436	1,767	3,380		30,583	TISSUS DE JUTE
TEXTILE FAB. MTL NES	16,834	2,313	2,362		21,509	OUVR. EN MAT. TEXT. NDA
FISH, MARINE ANIMAL OIL	16		1,323		1,339	HUIL. DE POISSON, AN. MAR
VEG. OILS, FATS NES	7,351	50,565	2,405		60,321	HUIL. MAT. GRAS. VEG. NDA
OILS, FATS, WAXES NES	240	1,512	611		2,363	HUIL. MAT. GRAS. CIRE NDA
METALLIC SALTS	16,535	1,677	9,883		28,095	SELS METALLIQUES
INORGANIC CHEMS. NES	475,631	47,040	10,967		533,638	PROD. CHIM. INORG. NDA
GLYCOL	5,214				5,214	GLYCOL
ORGANIC CHEMICALS NES	48,278	28,276	21,835		98,389	PROD. CHIM. ORGAN. NDA
EXPLOS., FUSES, CAPS	329		70		399	EXPLOS., AMORCES, DET.
POTASH		20,528			20,528	POTASSE
FERTILIZERS NES	103,968	100,031	1,002		205,001	ENGRAIS CHIMIQUE NDA
AGRICULTURAL CHEMICALS	28	4	27		59	PROD. CHIM. AGRICOLES
SYNTHETIC RUBBER			618		618	CAOUTCHOUC SYNTHETIQUE
PLASTIC MATERIALS	250	145	456		851	MATIERES PLASTIQUES
DYESTUFF, PIGMENT, PAINT	90	16	3		109	MAT. COLOR. PIG. PEINTURE
CHEM. SPECIALTIES NES	488	932			1,420	PROD. CHIM. SPECIAUX NDA
GASOLINE	475				475	ESSENCE
FUEL OIL	1,518,548	6,839	251,768		1,777,155	MAZOUT
LUBRICATING OIL, GREASE	4,673	17,804	13		22,490	HUILE, GRAISSE LUBRIF.
COKE	770,538	156,960	34,837		962,335	COKE
ASPHALTS, ROAD OILS			18,121		18,121	ASPHALTE, BITUME LIQD.
COAL TAR, PITCH	31,099		58,301		89,400	GOUDRON, BRAI DE BOUIL.
PETROL. COAL PROD. NES	4,101	99,885			103,986	DERIVE PETR. CHARB. NDA
FERRO-ALLOYS	34,847	20,704	300		55,851	FERRO-ALLIAGES
PIG IRON	4,320	3,857			8,177	FER EN GUEUSE
PRIMARY IRON, STEEL NES	18,009	37,300	3,032		58,341	FER, ACIER PRIMAIR. NDA
CASTINGS, FORGINGS	8,600	26,038	9,181		43,819	MOUL. PIECES FORGEES
BARNS AND RODS, STEEL	54,822	40,048	125,011		219,881	BARRES ET TIGES ACIER
PLATE & SHEET STEEL	84,947	71,488	204,838		361,273	TOLES, FEUILLES D'ACIER
STRUCTURAL SHAPES	112,474	33,292	103,643		249,409	PROFILES DE CONSTRUCT.
RAILS & TRACK MATERIAL	3,901	29	3,352		7,282	RAILS, MAT. VOIE FERREE
PIPES, TUBES: IRON, STEEL	16,702	1,515	93,181		111,398	TUYAUX, TUBES: FER, ACIER
WIRE	10,434	1,666	2,712		14,812	FIL METALLIQUE
ALUMINIUM	3,387	2,317	7		5,711	ALUMINIUM
COPPER AND ALLOYS	3,980	534	83		4,597	CUIVRE ET ALLIAGES
LEAD AND ALLOYS	2				2	PLOMB ET ALLIAGES
NICKEL AND ALLOYS	33	253	812		1,098	NICKEL ET ALLIAGES
ZINC AND ALLOYS	3,260	5,800			9,060	ZINC ET ALLIAGES
NON-FERROUS METALS NES	2,648	3,241	682		6,571	METAUX NON-FERREUX NDA
METAL FAB. BASIC PROD.	8,517	3,584	8,268		20,369	OUVR. DE BASE EN METAL
BUILDING BRICK, CLAY	196				196	BRICKS MATR. ARGILE
CHAIN TILES, PIPES	6				6	TUILES CHAÎNE, BOUILLONN.
BRICKS, TILES NES	3,383	1,338	578		5,299	BRICKS, TUILES NDA

TABLE 4A. COMMODITIES UNLOADED FROM FOREIGN COUNTRIES BY CANADIAN REGION - 1977

TABLEAU 4A. MARCHANDISES DECHARGEES EN PROVENANCE DE PAYS ETRANGERS SELON LA REGION DU CANADA - 1977

COMMODITY	SHORT TONS - TONNES COURTES			TOTAL TOTAL	MARCHANDISES
	ATLANTIC ATLANTIQUE	GREAT LAKES GRANDS LACS	PACIFIC PACIFIQUE		
GLASS BASIC PRODUCTS	415	2,670	3,367	6,452	OUVR. DE BASE EN VERRE
ASBESTOS BASIC PROD.	85			85	OUVR. DE BASE AMIANTE
CEMENT		28,303	39,409	67,712	CIMENT
CEMENT BASIC PROD.	265	705	279	1,249	OUVR. DE BASE CIMENT
LIME			510	510	CHAUX
NON-MET. MIN. BASIC PROD	5,142	1,922	400	7,464	PROD. MIN. NON-MET. BASE
MISC. FABRICATED PROD.	2,490	130	412	3,032	OUVRAGES DIVERS
TRACTORS	17,429	1,242	6,374	25,045	TRACTEURS
MACHINERY NES	36,534	13,673	26,616	76,823	MACHINES NDA
RAILWAY ROLLING STOCK	70	276	87	433	MAT. ROUL. DE CH. DE FER
PASS. AUTOS AND CHASSIS	73,400	3,111	105,196	181,707	VOITURES PART., CHASSIS
BUSES AND CHASSIS	65		1	66	AUTOBUS ET CHASSIS
TRUCKS AND CHASSIS	240		3,175	3,415	CAMIONS ET CHASSIS
MOTOR VEHICLE ENGINES	5,796	742	171	6,709	MOTEURS DE VEH. AUTOM.
ROAD MOTOR VEH. NES	1,278	235	208	1,721	VEH. AUTOM. ROUTIERS NDA
SHIPS, AIRCRAFT, MIS. VEH	5,682	149	6,058	11,889	NAVIRES, AVIONS, VEH. DIV
RUBBER TIRES AND TUBES	282	60	44	386	PNEUS, CHAMBRES A AIR
EQUIPMENT MISC.	11,592	2,031	9,887	23,510	MATERIEL DIVERS
PERSONAL, HSEHOLD GOODS	9,761	2,698	4,107	16,566	ART. PERS. ET MENAGERS
FIREARMS, AMMUNITION	3,393	5	4	3,402	ARMES A FEU, MUNITIONS
CONTAINERS, CLOSURES	7,829	257	505	8,591	CONTENEURS, FERMETURES
MISC. END PRODUCTS NES	2,018	480	805	3,303	PRODUITS FINIS DIV. NDA
GENERAL CARGO	7,851	97,790	10,913	116,594	MARCHANDISES DIVERSES
CONTAINERIZED FREIGHT	2,500,275	59,359	573,418	3,133,052	FRET CONTENEURESE
GRAND TOTAL	35,032,069 *	25,110,097 *	4,763,819 *	64,905,985 *	TOTAL GLOBAL



TABLE 3A. TONNAGE OF CARGOES, AND NUMBER AND REGISTERED NET TONNAGE OF VESSELS, ARRIVING AT AND DEPARTING FROM CANADIAN PORTS IN INTERNATIONAL SEABORNE SHIPPING, BY REGISTRY AND CANADIAN REGION - 1977

TABLEAU 3A. TONNAGE DES MARCHANDISES, ET NOMBRE ET JAUGE NETTE ENREGISTRÉE DES NAVIRES, A DESTINATION ET EN PROVENANCE DES PORTS CANADIENS AU TITRE DU TRANSPORT INTERNATIONAL, SELON L'IMMATRICULATION ET LA REGION DU CANADA - 1977

COUNTRY OF REGISTRY		PAYS D'IMMATRICULATION																					
ATLANTIC / ATLANTIQUE			GREAT LAKES / GRANDS LACS			PACIFIC / PACIFIQUE			TOTAL / TOTAL														
NUMBER	NET TONS	CARGO TONS	NUMBER	NET TONS	CARGO TONS	NUMBER	NET TONS	CARGO TONS	NUMBER	NET TONS	CARGO TONS												
NOMBRE	TONNES NET	TONNES CAR.	NOMBRE	TONNES NET	TONNES CAR.	NOMBRE	TONNES NET	TONNES CAR.	NOMBRE	TONNES NET	TONNES CAR.												
UNITED KINGDOM												ROYAUME-UNI											
A	893	7,643,142	3,025,518	43	270,634	77,271	270	2,992,853	330,663	1,206	10,906,629	3,433,252	A										
D	899	7,690,790	7,891,763	42	269,953	148,425	270	2,955,843	2,489,914	1,211	10,916,586	10,530,102	D										
GIBRALTAR												GIBRALTAR											
A	1	10,862							1	10,862			A										
D	1	10,862							1	10,862			D										
MALTA AND GOZO												MALTE ET GOZZO											
A	1	4,267							1	4,267			A										
D	1	4,267	12,126						1	4,267	12,126		D										
AUSTRIA												AUTRICHE											
A	1	3,712							1	3,712			A										
D	1	3,712	2,530						1	3,712	2,530		D										
BELGIUM-LUXEMB												BELGIQUE-LUX.											
A	64	1,202,066	669,254	3	42,036	5,803	2	45,311		69	1,289,413	675,057	A										
D	64	1,202,066	1,330,498	3	42,036	9,208	2	45,311	108,369	69	1,289,413	1,448,075	D										
DENMARK												DANEMARK											
A	223	666,661	314,646	9	35,792	12,382	55	700,253	227,422	287	1,402,706	554,450	A										
D	222	667,315	504,640	9	35,792	9,503	55	700,253	644,444	286	1,403,360	1,158,587	D										
FINLAND												FINLANDE											
A	96	572,709	332,794	9	73,429	32,884	30	116,159	3,056	135	762,297	368,734	A										
D	95	569,087	281,452	9	73,429	33,794	30	116,159	224,396	134	758,675	539,642	D										
FRANCE												FRANCE											
A	86	599,468	182,581	11	38,661	15,259	11	145,561		108	783,690	197,840	A										
D	85	588,606	342,038	11	38,661	35,045	11	145,561	136,608	107	772,828	513,691	D										
GERMANY WEST												ALLEMAGNE, O.											
A	432	3,353,542	1,225,093	54	194,982	31,127	100	1,413,188	210,009	586	4,961,712	1,466,229	A										
D	432	3,354,813	3,624,106	54	194,982	149,145	100	1,413,188	576,990	586	4,962,983	4,350,241	D										
GREECE												GRECE											
A	666	5,867,127	2,141,915	99	785,540	433,496	321	3,177,622	413,753	1,086	9,830,289	2,989,164	A										
D	665	5,845,023	4,390,949	99	785,540	420,919	323	3,191,603	4,145,958	1,087	9,822,166	8,957,826	D										
ICELAND												ISLANDE											
A	8	7,571	10							8	7,571	10	A										
D	8	7,571	2,291							8	7,571	2,291	D										
IRELAND												IRLANDE											
A	2	11,550					29	321,670	18,079	31	333,220	18,079	A										
D	2	11,550	4,345				28	310,309	235,374	30	321,859	239,719	D										
ITALY												ITALIE											
A	147	2,269,363	1,017,154	13	96,979	28,941	39	209,225	15,687	199	2,575,567	1,061,782	A										
D	145	2,253,115	3,219,862	13	96,979	48,397	40	215,493	128,279	198	2,565,587	3,396,538	D										
NETHERLANDS												PAYS-BAS											
A	93	326,674	69,348	3	12,333	19,452	21	156,352	6,122	117	495,359	94,922	A										
D	93	326,674	442,373	3	12,333	7,276	21	156,352	198,643	117	495,359	648,292	D										
NORWAY												NORVEGE											
A	585	4,870,980	1,577,532	60	297,312	179,080	497	4,805,371	479,135	1,142	9,973,663	2,235,747	A										
D	583	4,826,335	7,307,996	60	297,312	135,438	493	4,768,148	3,358,318	1,136	9,891,795	10,801,752	D										
PORTUGAL												PORTUGAL											
A	127	134,086	139							127	134,086	139	A										
D	127	134,086	68,114							127	134,086	68,114	D										
SPAIN												ESPAGNE											
A	191	941,311	233,443	3	8,923					194	950,234	233,443	A										
D	193	943,712	1,508,769	2	5,890	15,818				195	949,602	1,524,587	D										

TABLE 5A. TONNAGE OF CARGOES, AND NUMBER AND REGISTERED NET TONNAGE OF VESSELS, ARRIVING AT AND DEPARTING FROM CANADIAN PORTS IN INTERNATIONAL SEABORNE SHIPPING, BY REGISTRY AND CANADIAN REGION - 1977  
 TABLEAU 5A. TONNAGE DES MARCHANDISES, ET NOMBRE ET JAUGE NETTE ENREGISTREE DES NAVIRES, A DESTINATION ET EN PROVENANCE DES PORTS CANADIENS AU TITRE DU TRANSPORT INTERNATIONAL, SELON L'IMMATRICULATION ET LA REGION DU CANADA - 1977

COUNTRY OF REGISTRY			PAYS D'IMMATRICULATION								
ATLANTIC / ATLANTIQUE			GREAT LAKES / GRANDS LACS			PACIFIC / PACIFIQUE			TOTAL / TOTAL		
NUMBER	NET TONS	CARGO TONS	NUMBER	NET TONS	CARGO TONS	NUMBER	NET TONS	CARGO TONS	NUMBER	NET TONS	CARGO TONS
NOMBRE	TONNES NET	TONNES CAR.	NOMBRE	TONNES NET	TONNES CAR.	NOMBRE	TONNES NET	TONNES CAR.	NOMBRE	TONNES NET	TONNES CAR.
<b>SWEDEN</b>			<b>SUEDE</b>								
A	1,032	3,590,323							1,116	4,427,918	717,348
D	1,032	3,582,871	17	30,369	18,265	67	807,226	37,869	1,116	4,420,466	1,370,390
		785,066	17	30,369	16,872	67	807,226	568,452			
<b>SWITZERLAND</b>			<b>SUISSE</b>								
A	7	74,841				2	12,266	712	9	87,107	712
D	7	74,841	72,739			2	12,266	12,265	9	87,107	85,004
<b>CZECHOSLOVAKIA</b>			<b>TCHECOSLOVAQUI</b>								
A	3	38,612							3	38,612	
D	3	38,612	84,393						3	38,612	84,393
<b>GERMANY EAST</b>			<b>ALLEMAGNE, EST</b>								
A	7	17,455							7	17,455	
D	7	17,455	38,309						7	17,455	38,309
<b>POLAND</b>			<b>POLOGNE</b>								
A	95	405,208	72,475	11	30,071	4,482	6	51,592	112	486,871	76,957
D	94	404,262	577,186	11	30,071	5,590	6	51,592	111	485,925	683,118
<b>ROMANIA</b>			<b>ROUMANIE</b>								
A	7	11,552							7	11,552	
D	7	11,552							7	11,552	
<b>USSR</b>			<b>URSS</b>								
A	498	1,523,258	434,159	60	111,191	50,013	142	677,767	700	2,312,216	546,679
D	496	1,518,087	1,836,735	60	111,191	67,202	139	668,882	695	2,298,160	2,422,620
<b>YUGOSLAVIA</b>			<b>YUGOSLAVIE</b>								
A	154	1,262,844	42,414	34	234,091	41,415	94	542,608	282	2,039,543	124,189
D	152	1,247,686	910,720	34	234,091	141,909	92	535,541	278	2,017,318	1,277,089
<b>CYPRUS</b>			<b>CHYPRE</b>								
A	34	124,698	53,487	1	6,370	9,274	2	13,834	37	144,902	62,761
D	33	120,856	116,604	1	6,370		1	10,758	35	137,984	129,929
<b>IRAN</b>			<b>IRAN</b>								
A	1	6,745							1	6,745	
D	1	6,745							1	6,745	
<b>IRAQ</b>			<b>IRAK</b>								
A	1	4,957	4,062						1	4,957	4,062
D	1	4,957	244						1	4,957	244
<b>ISRAEL</b>			<b>ISRAEL</b>								
A	27	357,168	82,331				1	11,855	28	369,023	82,331
D	27	357,168	177,255				1	11,855	28	369,023	208,419
<b>KUWAIT</b>			<b>KOWEIT</b>								
A	4	310,834	764,713				1	6,071	5	316,905	764,713
D	4	310,834	1,541				1	6,071	5	316,905	17,533
<b>SOMALIA</b>			<b>SOMALIE</b>								
A							3	17,988	3	17,988	397
D							3	17,988	3	17,988	31,652
<b>TURKEY</b>			<b>TURQUIE</b>								
A	13	151,531		5	70,060	8,167	2	25,576	20	247,167	8,167
D	14	154,097	172,626	5	70,060	6,868	2	25,576	21	249,733	246,694
<b>EGYPTIAN A.R.</b>			<b>EGYPTE R.A.</b>								
A	1	4,704							1	4,704	
D	1	4,704	1,670						1	4,704	1,670
<b>GHANA</b>			<b>GHANA</b>								
A	4	14,730	428	3	12,026	696			7	26,756	1,124
D	5	17,434	9,088	3	12,026	566			8	29,460	9,694

TABLE 94. TONNAGE OF CARGOES, AND NUMBER AND REGISTERED NET TONNAGE OF VESSELS, ARRIVING AT AND DEPARTING FROM CANADIAN PORTS IN INTERNATIONAL SEABORNE SHIPPING, BY REGISTRY AND CANADIAN REGION - 1977

TABLEAU 94. TONNAGE DES MARCHANDISES, ET NOMBRE ET JAUGE NETTE ENREGISTREE DES NAVIRES, A DESTINATION ET EN PROVENANCE DES PORTS CANADIENS AU TITRE DU TRANSPORT INTERNATIONAL, SELON L'IMMATRICULATION ET LA REGION DU CANADA - 1977

COUNTRY OF REGISTRY										PAYS D'IMMATRICULATION				
ATLANTIC / ATLANTIQUE			GREAT LAKES / GRANDS LACS			PACIFIC / PACIFIQUE			TOTAL / TOTAL					
NUMBER	NET TONS	CARGO TONS	NUMBER	NET TONS	CARGO TONS	NUMBER	NET TONS	CARGO TONS	NUMBER	NET TONS	CARGO TONS			
NOMBRE	TONNES NET	TONNES CAR.	NOMBRE	TONNES NET	TONNES CAR.	NOMBRE	TONNES NET	TONNES CAR.	NOMBRE	TONNES NET	TONNES CAR.			
<b>SOUTH AFRICA</b>												<b>AFRIQUE DU SUD</b>		
A	2	7,410		1	3,705				3	11,115		A		
D	2	7,410	272	1	3,705	332			3	11,115	604	D		
<b>ALGERIA</b>												<b>ALGERIE</b>		
A	21	157,778	135,408	2	9,126				23	166,904	135,408	A		
D	22	164,962	158,352	2	9,126	3,854			24	174,088	162,206	D		
<b>GUINEA</b>												<b>GUINEA</b>		
A	2	12,128		1	6,064	3,835			3	18,192	3,835	A		
D	2	12,128		1	6,064				3	18,192		D		
<b>LIBERIA</b>												<b>LIBERIA</b>		
A	861	13,638,573	12,943,950	56	463,993	226,691	485	4,696,095	633,839	1,402	18,798,661	13,804,480	A	
D	860	13,608,765	14,866,575	56	463,993	282,091	484	4,662,655	6,074,418	1,400	18,735,413	21,223,084	D	
<b>SPANISH AFRICA</b>												<b>AFRIQUE ESPAG.</b>		
A	5	4,315	470						5	4,315	470	A		
D	5	4,315	458						5	4,315	458	D		
<b>HONG KONG</b>												<b>HONG-KONG</b>		
A	7	53,361	6,310	2	13,061		39	419,004	336	48	485,426	6,646	A	
D	7	53,361	88,832	2	13,061	22,793	38	409,033	367,365	47	475,455	478,990	D	
<b>INDIA</b>												<b>INDE</b>		
A	92	636,947	39,324	18	88,370	12,017	83	525,712	23,553	193	1,253,029	74,894	A	
D	90	670,821	596,159	18	88,370	16,341	82	520,402	505,709	190	1,279,593	1,118,209	D	
<b>MALAYSIA</b>												<b>MALAISIE</b>		
A	1	8,743					3	45,332		4	54,075		A	
D	1	8,743	17,092				3	45,332	101,618	4	54,075	118,710	D	
<b>PAKISTAN</b>												<b>PAKISTAN</b>		
A	20	78,627	1,247	1	3,918				21	82,545	1,247	A		
D	19	75,317	35,392	1	3,918	2,264			20	79,235	37,656	D		
<b>SINGAPORE</b>												<b>SINGAPOUR</b>		
A	149	1,445,489	1,160,142	15	112,904	52,230	43	329,197	8,441	207	1,887,590	1,220,813	A	
D	150	1,456,034	1,030,553	15	112,904	85,998	44	333,342	234,323	209	1,902,280	1,350,874	D	
<b>PEOPLE R CHINA</b>												<b>REP. POP. CHINE</b>		
A							53	564,569		53	564,569		A	
D							53	564,569	1,534,703	53	564,569	1,534,703	D	
<b>INDONESIA</b>												<b>INDONESIE</b>		
A	6	41,151	2,898	4	15,052		1	7,619		11	63,822	2,898	A	
D	6	41,151	13,117	4	15,052	5,164	1	7,619	1,663	11	63,822	19,944	D	
<b>JAPAN</b>												<b>JAPON</b>		
A	166	3,055,415	713,467	6	37,812		398	5,547,289	338,431	570	8,640,516	1,051,898	A	
D	167	3,021,628	4,205,322	6	37,812	60,838	392	5,447,988	9,731,037	565	8,507,428	13,997,197	D	
<b>KOREA - SOUTH</b>												<b>COREE DU SUD</b>		
A	16	163,261	5,021	3	35,727	2,771	32	199,400	16,474	51	398,388	24,266	A	
D	16	163,261	88,191	3	35,727	17,634	34	204,843	337,441	53	403,831	443,266	D	
<b>PHILIPPINES</b>												<b>PHILIPPINES</b>		
A	4	37,856	8,807	1	9,464	13,203	3	15,879	612	8	63,199	22,622	A	
D	4	37,856		1	9,464		3	15,879	35,327	8	63,199	35,327	D	
<b>TAIWAN</b>												<b>TAIWAN</b>		
A	12	114,702	27,191	3	36,273	3,618	32	217,675	14,142	47	368,650	44,951	A	
D	12	114,702	23,117	3	36,273	18,658	31	212,088	144,286	46	363,063	186,061	D	
<b>AUSTRALIA</b>												<b>AUSTRALIE</b>		
A	6	107,550	12,144				8	64,680	10,359	14	172,230	22,503	A	
D	6	107,550	16,126				8	64,680	29,343	14	172,230	45,469	D	




TABLE 5A. TONNAGE OF CARGOES, AND NUMBER AND REGISTERED NET TONNAGE OF VESSELS, ARRIVING AT AND DEPARTING FROM CANADIAN PORTS IN INTERNATIONAL SEABORNE SHIPPING, BY REGISTRY AND CANADIAN REGION - 1977  
 TABLEAU 5A. TONNAGE DES MARCHANDISES, ET NOMBRE ET JAUGE NETTE ENREGISTREE DES NAVIRES, A DESTINATION ET EN PROVENANCE DES PORTS CANADIENS AU TITRE DU TRANSPORT INTERNATIONAL, SELON L'IMMATRICULATION ET LA REGION DU CANADA - 1977

COUNTRY OF REGISTRY				PAYS D'IMMATRICULATION								
ATLANTIC / ATLANTIQUE			GREAT LAKES / GRANDS LACS			PACIFIC / PACIFIQUE			TOTAL / TOTAL			
NUMBER	NET TONS	CARGO TONS	NUMBER	NET TONS	CARGO TONS	NUMBER	NET TONS	CARGO TONS	NUMBER	NET TONS	CARGO TONS	
NOMBRE	TONNES NET	TONNES CAR.	NOMBRE	TONNES NET	TONNES CAR.	NOMBRE	TONNES NET	TONNES CAR.	NOMBRE	TONNES NET	TONNES CAR.	
<b>ARGENTINA</b>												
A	49	350,308				21	129,000	944	70	479,308	6,542	
D	49	350,308				21	129,000	29,095	70	479,308	99,275	
<b>ARGENTINE</b>												
<b>BRAZIL</b>												
A	101	527,785	24	108,864	15,754	20	86,594	860	145	723,243	79,949	
D	100	523,240	24	108,864	4,376	20	86,594	27,875	144	718,698	263,404	
<b>BRESIL</b>												
<b>CHILE</b>												
A	11	69,508				2	11,568		13	81,076	3,416	
D	11	69,508				2	11,568	89	13	81,076	21,319	
<b>CHILI</b>												
<b>COLOMBIA</b>												
A	6	26,180				24	67,620	4,646	30	93,800	5,478	
D	6	26,180				24	67,620	27,270	30	93,800	40,085	
<b>COLOMBIE</b>												
<b>ECUADOR</b>												
A	5	30,440							5	30,440	36,322	
D	5	30,440							5	30,440	8,557	
<b>EQUATEUR</b>												
<b>PARAGUAY</b>												
A						1	720		1	720		
D												
<b>PARAGUAY</b>												
<b>PERU</b>												
A	20	110,457				14	77,148	448	34	187,605	5,356	
D	20	110,457				14	77,148	47,112	34	187,605	74,223	
<b>PEROU</b>												
<b>URUGUAY</b>												
A	3	11,816							3	11,816		
D	3	11,816							3	11,816	5,918	
<b>URUGUAY</b>												
<b>VENEZUELA</b>												
A	9	59,402							9	59,402		
D	9	59,402							9	59,402	36,359	
<b>VENEZUELA</b>												
<b>BAHAMAS</b>												
A	47	195,799							47	195,799	163	
D	52	204,668							52	204,668	42,071	
<b>ILES BAHAMAS</b>												
<b>BERMUDA</b>												
A	201	1,639,121	1	11,082		82	836,524	90,047	284	2,486,727	583,541	
D	274	1,930,871	1	11,082	18,227	76	782,858	769,186	351	2,724,811	1,432,229	
<b>BERMUDES</b>												
<b>LEEW-WIND IS.</b>												
A	8	9,382							8	9,382	1,610	
D	7	9,072							7	9,072	20,445	
<b>I. LEEW-WIND.</b>												
<b>CUBA</b>												
A	50	143,310	7	36,134	35,458	1	1,550		58	180,994	102,540	
D	50	143,385	7	36,134	34,906	1	1,550	3,922	58	181,069	122,883	
<b>CUBA</b>												
<b>HONDURAS</b>												
A	1	172							1	172		
D	1	172							1	172		
<b>HONDURAS</b>												
<b>MEXICO</b>												
A	16	31,232				2	11,016	729	18	42,248	888	
D	16	31,232				2	11,016	24,249	18	42,248	47,656	
<b>MEXIQUE</b>												
<b>NETH. ANTILLES</b>												
A	35	362,525	7	56,093	18,883				42	418,618	393,381	
D	35	362,525	7	56,093	77,701				42	418,618	318,018	
<b>ANTILLES NEERL</b>												
<b>PANAMA</b>												
A	235	1,648,697	21	128,249	60,585	233	1,897,017	173,158	489	3,673,963	1,430,954	
D	235	1,641,789	21	128,249	116,524	232	1,889,891	2,437,308	488	3,659,929	3,343,318	
<b>PANAMA</b>												

TABLE SA. TONNAGE OF CARGOES, AND NUMBER AND REGISTERED NET TONNAGE OF VESSELS, ARRIVING AT AND DEPARTING FROM  
CANADIAN PORTS IN INTERNATIONAL SEABORNE SHIPPING, BY REGISTRY AND CANADIAN REGION - 1977  
TABLEAU SA. TONNAGE DES MARCHANDISES, ET NOMBRE ET JAUGE NETTE ENREGISTREE DES NAVIRES, A DESTINATION ET EN PROVENANCE  
DES PORTS CANADIENS AU TITRE DU TRANSPORT INTERNATIONAL, SELON L'IMMATRICULATION ET LA REGION DU CANADA - 1977

COUNTRY OF REGISTRY			PAYS D'IMMATRICULATION									
ATLANTIC / ATLANTIQUE			GREAT LAKES / GRANDS LACS			PACIFIC / PACIFIQUE			TOTAL / TOTAL			
NUMBER	NET TONS	CARGO TONS	NUMBER	NET TONS	CARGO TONS	NUMBER	NET TONS	CARGO TONS	NUMBER	NET TONS	CARGO TONS	
NOMBRE	TONNES	NET TONNES CAR.	NOMBRE	TONNES	NET TONNES CAR.	NOMBRE	TONNES	NET TONNES CAR.	NOMBRE	TONNES	NET TONNES CAR.	
CANADA												
A	1,077	3,696,152	4,451,286	3,289	21,115,147	23,042,934	3,542	3,578,764	1,910,976	7,908	28,390,043	28,905,198
D	1,679	9,383,570	18,823,733	2,740	15,409,547	5,358,219	3,541	3,588,232	3,200,644	7,960	26,376,349	27,382,596
ST. PIERRE-MIQ.												
A	173	29,711	473						173	29,711	473	
D	173	29,711	9,590						173	29,711	9,590	
UNITED STATES												
A	481	1,845,471	454,093	1,379	2,200,795	654,111	1,876	3,106,469	190,251	3,736	7,152,755	1,298,455
D	475	1,845,267	2,285,072	1,368	2,193,445	3,632,504	1,873	3,102,908	981,997	3,720	7,141,620	6,899,573
GRAND TOTAL												
A	9,402	66,737,305	35,032,069	5,279	26,842,632	25,110,097	8,693	38,686,809	4,763,819	23,374,132	266,746	64,905,985
D	10,073	72,623,362	80,535,902	4,717	21,120,968	11,010,399	8,666	38,402,790	40,476,808	23,456,132	147,120	132,023,109
TOTAL GLOBAL												





## SECTION B

## ALPHABETIC LISTING OF COUNTRIES AND SUMMARY OF TONNAGE LOADED AND UNLOADED FOR 1977

METRIC TONNES - TONNES METRIQUE

COUNTRY	LOADED AT CANADIAN PORTS		UNLOADED AT CANADIAN PORTS		TOTAL
	TONNAGE	SEE PAGE	TONNAGE	SEE PAGE	
ALGERIA.....	990 304	216	290 025	305	1 280 329
ANGOLA.....	7 176	217	-	-	7 176
ARGENTINA.....	192 176	242	10 319	324	202 495
AUSTRALIA.....	980 723	237	1 122 818	321	2 103 541
BAHAMAS.....	-	-	65 960	329	65 960
BAHRAIN.....	460	202	-	-	460
BANGLADESH.....	314 027	240	14 979	324	329 006
BARBADOS.....	21 545	257	7 937	330	29 482
BELGIUM-LUXEMB.....	2 842 942	182	724 980	283	3 567 922
BELIZE.....	1 958	256	830	330	2 788
BENIN.....	8 749	218	-	-	8 749
BERMUDA.....	13 888	254	310	330	14 198
BORNEO.....	17	240	-	-	17
BRAZIL.....	1 747 067	243	616 267	325	2 363 334
BULGARIA.....	3 172	200	-	-	3 172
CAMEROUN.....	904	217	42	305	946
CHILE.....	150 683	245	6 571	327	157 254
COLOMBIA.....	160 835	246	67 263	328	228 098
COSTA RICA.....	15 702	265	533	331	16 235
CUBA.....	707 297	266	115 295	331	822 592
CYPRUS.....	28 466	202	-	-	28 466
DENMARK.....	262 564	184	3 643	286	266 207
DOMINICAN REP.....	21 299	267	18 585	332	39 884
ECUADOR.....	38 600	248	53 169	328	91 769
EGYPTIAN A.R.....	685 869	208	312 541	302	998 410
EL SALVADOR.....	19 674	268	690	332	20 364
EMIRATES U.A.E.....	7 422	202	-	-	7 422
ETHIOPIA.....	22 131	203	-	-	22 131
FIJI.....	704	239	1 346	323	2 050
FINLAND.....	7 786	185	37 829	286	45 615
FR. AFRICA NES.....	603	218	80 294	306	80 897
FR. OCEANIA.....	15 518	240	-	-	15 518
FR. WEST INDIES.....	1 110	268	-	-	1 110
FRANCE.....	1 855 902	185	237 057	286	2 092 959
GABON.....	115	218	122 836	306	122 951
GAMBIA, THE.....	34	209	-	-	34
GERMANY EAST.....	67 887	200	-	-	67 887
GERMANY WEST.....	2 611 721	187	370 807	288	2 982 528
GHANA.....	198 959	209	1 428	302	200 387
GREECE.....	93 780	200	211 655	291	305 435
GREENLAND.....	2 034	274	10 978	333	13 012
GUATEMALA.....	36 819	268	1 354	332	38 173
GUINEA.....	87	218	1 401 756	306	1 401 843
GUYANA.....	7 935	241	62 280	324	70 215
HAITI.....	79 784	269	227	332	80 011
HONDURAS.....	13 036	270	-	-	13 036
HONG KONG.....	101 666	223	56 089	308	157 755
ICELAND.....	2 081	191	9	292	2 090
INDIA.....	616 998	224	60 702	310	677 700
INDONESIA.....	150 941	229	17 820	314	168 761
IRAN.....	244 899	203	3 811 811	301	4 056 710
IRAQ.....	394 998	204	3 685	301	398 683
IRELAND.....	77 707	191	10 567	292	88 274
ISRAEL.....	137 468	204	31 938	301	169 406
ITALY.....	4 863 822	191	243 335	292	5 107 157
IVORY COAST.....	16 124	218	6 070	304	22 194
JAMAICA.....	64 719	259	230 865	330	295 584
JAPAN.....	20 745 384	230	934 813	314	21 680 197
JORDAN.....	2 840	205	-	-	2 840
KENYA.....	8 221	209	8 385	302	16 606
KOREA - SOUTH.....	785 584	233	76 034	318	861 618
KUWAIT.....	21 768	205	194 903	301	216 671
LEBANON.....	88 156	206	-	-	88 156
LEEWIND IS.....	25 954	261	505	330	26 459
LIBERIA.....	2 893	219	214 920	306	217 813
LIBYA.....	23 123	206	-	-	23 123
MACAGASCAR.....	500	220	-	-	500
MALAYSIA.....	58 047	225	57 319	311	115 366
MALTA AND GOZO.....	12 941	181	271	283	13 212
MAURITIUS-DEP.....	36	210	29 897	303	29 933
MEXICO.....	347 510	271	352 190	332	699 700
MOROCCO.....	370 459	220	34 979	306	405 438
MYZAMBICUE.....	173 290	221	62 080	307	235 370
NETH. ANTILLES.....	636	272	289 293	332	319 629

ALPHABETIC LISTING OF COUNTRIES AND SUMMARY OF TONNAGE LOADED AND UNLOADED FOR 1977

METRIC TONNES - TONNES METRIQUE

COUNTRY	LOADED AT CANADIAN PORTS		UNLOADED AT CANADIAN PORTS		TOTAL
	TONNAGE	SEE PAGE	TONNAGE	SEE PAGE	
NETHERLANDS.....	7 934 723	193	267 356	294	8 102 079
NEW ZEALAND.....	280 316	239	72 711	323	353 027
NICARAGUA.....	12 948	272	1 223	333	14 171
NIGERIA.....	121 371	211	-	-	121 371
NORWAY.....	247 868	196	13 024	296	260 892
PAKISTAN.....	163 837	226	14 806	312	178 643
PANAMA.....	16 696	273	2 982	333	19 678
PEOPLE R CHINA.....	3 559 794	228	2 277	314	3 562 071
PERU.....	114 227	249	20 596	329	134 823
PHILIPPINES.....	781 785	234	58 686	319	840 471
POLAND.....	1 105 999	200	136 075	300	1 241 174
PORT. AF. NES.....	3 098	221	-	-	3 098
PORTUGAL.....	229 200	197	10 795	296	239 995
PUERTO RICO.....	118 814	274	1 980	333	120 794
QATAR.....	96	202	-	-	96
ROMANIA.....	60 835	200	-	-	60 835
SAUDI ARABIA.....	76 176	206	4 973 188	301	5 049 364
SENEGAL.....	10 571	221	1 096	307	11 667
SIERRA LEONE.....	108	215	333 284	305	333 392
SINGAPORE.....	84 753	227	40 738	312	125 491
SOMALIA.....	52 157	207	-	-	52 157
SOUTH AFRICA.....	428 237	211	449 104	303	877 341
SPAIN.....	1 720 690	197	126 534	296	1 847 224
SPANISH AFRICA.....	516	222	-	-	516
SRI LANKA.....	80 604	223	13 578	307	94 182
ST. PIERRE-MIQ.....	55 167	274	13 043	333	68 210
SUDAN.....	5 491	207	-	-	5 491
SURINAM.....	329	250	34 535	329	34 864
SWEDEN.....	161 026	198	145 983	298	307 009
SYRIA.....	331 859	208	-	-	331 859
TAIWAN.....	325 933	235	77 908	319	403 841
TANZANIA.....	44 228	215	6 374	305	50 602
THAILAND.....	141 357	235	2 233	321	143 590
TOGO.....	6 733	222	8	307	6 741
TRINIDAD-TOBAGO.....	125 147	263	1 527 008	331	1 652 155
TUNISIA.....	158 779	222	-	-	158 779
TURKEY.....	79 141	208	2 158	302	81 299
UNITED STATES.....	46 148 543	275	29 818 276	333	75 966 819
U.S. OCEANIA.....	1 061	240	66	324	1 127
UNITED KINGDOM.....	8 504 935	179	993 363	281	9 498 298
URUGUAY.....	24 462	250	67	329	24 529
U.S.S.R.....	1 966 853	201, 236	258 846	300	2 225 699
VENEZUELA.....	416 079	250	6 126 400	329	6 542 479
VIET-NAM.....	52 576	236	-	-	52 576
YEMEN P.D.R.....	13 036	201	-	-	13 036
YUGOSLAVIA.....	524 416	201	13 655	300	538 071
ZAIRE.....	100	217	480	305	580
TOTAL.....	119 770 049		58 882 220		178 652 269

## SECTION B

## LISTE ALPHABETIQUE DES PAYS ET SOMMAIRE DES CHARGEMENTS ET DECHARGEMENTS EN TONNES POUR 1977

METRIC TONNES - TONNES METRIQUE

PAYS	MARCHANDISES CHARGEES DANS LES PORTS CANADIENS		MARCHANDISES DECHARGEES DANS LES PORTS CANADIENS		TOTAL
	TONNES	VOIR LA PAGE	TONNES	VOIR LA PAGE	
AF. PORT. NOA.....	3 098	221	-	-	3 098
AFRIQUE OU SUD.....	428 237	211	449 104	303	877 341
AFRIQUE ESPAG.....	516	222	-	-	516
AFRIQUE FR.NCA.....	603	218	80 294	306	80 897
ALGERIE.....	990 304	216	290 025	305	1 280 329
ALLEMAGNE O.....	2 611 721	187	370 807	288	2 982 528
ALLEMAGNE, EST.....	67 887	200	-	-	67 887
ANGLA.....	7 176	217	-	-	7 176
ANTILLES FR.....	1 110	268	-	-	1 110
ANTILLES NEERL.....	636	272	909 993	332	910 629
ARABIE SAOUDITE.....	76 176	206	4 973 188	301	5 049 364
ARGENTINE.....	192 176	242	10 319	324	202 495
AUSTRALIE.....	980 723	237	1 122 818	321	2 103 541
BAHREIN.....	460	202	-	-	460
BANGLADESH.....	314 027	240	14 979	324	329 006
BARBADE.....	21 545	257	7 937	330	29 482
BELGIQUE-LUX.....	2 842 992	182	724 980	283	3 567 972
BELIZE.....	1 958	256	830	330	2 788
BENIN.....	8 749	218	-	-	8 749
BERMUDES.....	13 888	254	310	330	14 198
BRESIL.....	1 747 067	243	616 267	325	2 363 334
BULGARIE.....	3 172	200	-	-	3 172
CAMEROUN.....	904	217	42	305	946
CHILI.....	150 683	245	6 571	327	157 254
CHYPRE.....	28 466	202	-	-	28 466
COLOMBIE.....	160 835	246	67 263	328	228 098
COREE DU SUD.....	785 584	233	76 034	318	861 618
COSTA-RICA.....	15 702	265	533	331	16 235
COTE-D'IVOIRE.....	16 124	218	6 070	306	22 194
CUBA.....	707 297	266	115 295	331	822 592
DANEMARK.....	262 564	184	3 643	286	266 207
ETATS-UNIS.....	46 148 543	275	29 818 276	333	75 966 819
EYPTE R.A.....	685 869	208	312 541	302	998 410
EMIRATS A.U.....	7 422	202	-	-	7 422
EQUATEUR.....	38 600	248	53 169	328	91 769
ESPAGNE.....	1 720 690	197	126 534	296	1 847 224
ETHIOPIE.....	22 131	203	-	-	22 131
FIDJI.....	704	239	1 346	323	2 050
FINLANDE.....	7 786	185	37 829	286	45 615
FRANCE.....	1 855 902	185	237 057	286	2 092 959
GABON.....	115	218	122 836	306	122 951
GAMBIE, LA.....	34	209	-	-	34
GHANA.....	198 959	209	1 428	302	200 387
GRECE.....	93 780	190	211 655	291	305 435
GREENLAND.....	2 034	274	10 978	333	13 012
GUATEMALA.....	36 819	268	1 354	332	38 173
GUINEE.....	87	218	1 401 756	306	1 401 843
GUYANE.....	7 935	241	62 280	324	70 215
HAITI.....	79 784	269	227	332	80 011
HONDURAS.....	13 036	270	-	-	13 036
HONG-KONG.....	101 666	223	56 089	308	157 755
I. LEEW-WIND.....	25 954	261	505	330	26 459
ILES BAHAMAS.....	-	-	65 960	329	65 960
INDE.....	616 998	224	60 702	310	677 700
INDONESIE.....	150 941	229	17 820	314	168 761
IRAK.....	394 998	204	3 685	301	398 683
IRAN.....	244 899	203	3 811 811	301	4 056 710
IRLANDE.....	77 707	191	10 567	292	88 274
ISLANDE.....	2 081	191	9	292	2 090
ISRAEL.....	137 468	204	31 938	301	169 406
ITALIE.....	4 863 822	191	243 335	292	5 107 157
JAMAIQUE.....	64 719	259	230 865	330	295 584
JAPON.....	20 745 384	230	934 813	314	21 680 197
JORDANIE.....	2 840	205	-	-	2 840
KENYA.....	8 221	209	8 385	302	16 606
KOWEIT.....	21 768	205	194 903	301	216 671
LIBAN.....	88 156	206	-	-	88 156
LIBERIA.....	2 893	219	214 920	306	217 813
LIBYE.....	23 123	206	-	-	23 123
MADAGASCAR.....	500	220	-	-	500
MALAISIE.....	58 047	225	57 319	311	115 366
MALTE ET GOZZO.....	12 941	181	271	283	13 212
MAROC.....	370 459	220	34 979	306	405 438
MAURICE ET DEP.....	36	210	29 897	303	29 933
MEXIQUE.....	347 510	271	352 190	332	699 700
MIZAMBIQUE.....	173 290	221	62 080	307	235 370
NICARAGUA.....	12 948	272	1 223	333	14 171



LISTE ALPHABETIQUE DES PAYS ET SOMMAIRE DES CHARGEMENTS ET DECHARGEMENTS EN TONNES POUR 1977

METRIC TONNES - TONNES METRIQUE

PAYS	MARCHANDISES CHARGÉES DANS LES PORTS CANADIENS		MARCHANDISES DÉCHARGÉES DANS LES PORTS CANADIENS		TOTAL
	TONNES	VOIR LA PAGE	TONNES	VOIR LA PAGE	
NIGERIA.....	121 371	211	-	-	121 371
NORVEGE.....	247 868	196	13 024	296	260 892
NOUV.- ZELANDE.....	280 316	239	72 711	323	353 027
OCEANIE BR.NCA.....	17	240	-	-	17
OCEANIE E-U.....	1 061	240	66	324	1 127
OCEANIE FR.....	15 518	240	-	-	15 518
PAKISTAN.....	163 837	226	14 806	312	178 643
PANAMA.....	16 696	273	2 982	333	19 678
PAYS-BAS.....	7 834 723	193	267 356	294	8 102 079
PEROU.....	114 227	249	20 596	329	134 823
PHILIPPINES.....	781 785	234	58 686	319	840 471
POLOGNE.....	1 105 099	200	136 075	300	1 241 174
PORTO-RICO.....	118 814	274	1 980	333	120 794
PORTUGAL.....	229 200	197	10 795	296	239 995
QATAR.....	96	202	-	-	96
R. DOMINICAINE.....	21 299	267	18 585	332	39 884
REP. POP. CHINE.....	3 559 794	228	2 277	314	3 562 071
ROUMANIE.....	60 835	200	-	-	60 835
ROYAUME-UNI.....	8 504 935	179	993 363	281	9 498 298
SALVADOR.....	19 674	268	690	332	20 364
SENEGAL.....	10 571	221	1 096	307	11 667
SERRA LÉONE.....	108	215	333 284	305	333 392
SINGAPOUR.....	84 753	227	40 738	312	125 491
SOMALIE.....	52 157	207	-	-	52 157
SOUDAN.....	5 491	207	-	-	5 491
SRI LANKA.....	80 604	223	13 578	307	94 182
ST-PIERRE-MIQ.....	55 167	274	13 043	333	68 210
SUEDE.....	161 026	198	145 983	298	307 009
SURINAM.....	329	250	34 535	329	34 864
SYRIE.....	331 859	208	-	-	331 859
TAIWAN.....	325 933	235	77 908	319	403 841
TANZANIE.....	44 228	215	6 374	305	50 602
THAÏLANDE.....	141 357	235	2 233	321	143 590
TOGO.....	6 733	222	8	307	6 741
TRINIDAD-TOBAGO.....	125 147	263	1 527 008	331	1 652 155
TUNISIE.....	158 779	222	-	-	158 779
TURQUIE.....	79 141	208	2 158	302	81 299
U.R.S.S.....	1 566 853	201, 236	258 846	300	2 225 699
URUGUAY.....	24 462	250	67	329	24 529
VENEZUELA.....	416 079	250	6 126 400	329	6 542 479
VIET-NAM.....	52 576	236	-	-	52 576
YEMEN R.D.P.....	13 036	201	-	-	13 036
YOUgosLAVIE.....	524 416	201	13 655	300	538 071
ZAIRE.....	100	217	480	305	580
TOTAL.....	119 770 049		58 882 220		178 652 269

TABLE 18. COMMODITIES LOADED FOR FOREIGN COUNTRIES BY COUNTRY OF DESTINATION, REGISTRY OF VESSEL AND CANADIAN REGION - 1977

TABLEAU 18. MARCHANDISES CHARGÉES A DESTINATION DE PAYS ÉTRANGERS SELON LE PAYS DE DESTINATION, L'IMMATRICULATION DU NAVIRE ET LA RÉGION DU CANADA - 1977

COUNTRY OF DESTINATION AND KIND OF CARGO	REGISTRY OF VESSEL	METRIC TONNES - TONNES METRIQUE				TOTAL	IMMATIC. DU NAVIRE	PAYS DE DESTINATION ET MARCHANDISE
		ATLANTIC ATLANTIQUE	GREAT LAKES GRANDS LACS	PACIFIC PACIFIQUE	TOTAL			
<b>UNITED KINGDOM</b>							<b>ROYAUME-UNI</b>	
CATTLE	SWEDN	17			17	SUEDE	BOVINS	
MEAT, FRESH OR FROZEN	U K	816			816	R U	VIANDE, FRAICHE / CONG.	
FISH, FRESH OR FROZEN	U K	847		16	863	R U	POISSON, FRAIS OU CONG.	
	DENMK	442		51	493	DANMK		
	ITALY	546			546	ITAL		
	NETH	831			831	P.BAS		
	NORW	100			100	NORV		
	SWEDN			54	54	SUEDE		
	PANAM			19	19	PANAM		
<b>COMMODITY TOTAL</b>		<b>2 766</b>		<b>140</b>	<b>2 906</b>		<b>TOTAL DE MARCHANDISE</b>	
FISH, SALTED OR CURED	NETH	266			266	P.BAS	POISSON, SALE OU FUME	
SHELL FISH, NES	DENMK	6			6	DANMK	MOLLUSQUES CRUST., NDA	
MILK POWDER	DENMK	49			49	DANMK	LAIT EN POUJORE	
BARLEY	U K	11 741	7 350		19 091	R U	ORGE	
	GER		11 645		11 645	ALL		
	GREEK		5 248		5 248	GRECQ		
	LIBER		16 945		16 945	LIBER		
	PANAM		5 250		5 250	PANAM		
<b>COMMODITY TOTAL</b>		<b>11 741</b>	<b>46 438</b>		<b>58 179</b>		<b>TOTAL DE MARCHANDISE</b>	
CORN	U K	6 715	4 902		11 617	R U	MAIS	
	GER		2 596		2 596	ALL		
	GREEK	69 105			69 105	GRECQ		
	NETH	11 431			11 431	P.BAS		
	NORW	12 429			12 429	NORV		
	LIBER	18 858			18 858	LIBER		
	JAPAN	9 815			9 815	JAPON		
	OTHER	64 997	8 836		73 833	AUTRE		
<b>COMMODITY TOTAL</b>		<b>193 350</b>	<b>16 334</b>		<b>209 684</b>		<b>TOTAL DE MARCHANDISE</b>	
WATS	U K	2 083			2 083	R U	AVOINE	
	GREEK		2 000	3 319	5 319	GRECQ		
	JAPAN		870		870	JAPON		
<b>COMMODITY TOTAL</b>		<b>2 083</b>	<b>2 870</b>	<b>3 319</b>	<b>8 272</b>		<b>TOTAL DE MARCHANDISE</b>	
RYE	NETH	2 545			2 545	P.BAS	SEIGLE	
WHEAT	U K	179 400	4 188		183 588	R U	BLE	
	DENMK	5 072			5 072	DANMK		
	GER	75 426	1 346		76 772	ALL		
	GREEK	369 656			369 656	GRECQ		
	NETH	130 864			130 864	P.BAS		
	NORW	111 813			111 813	NORV		
	LIBER	114 375			114 375	LIBER		
	JAPAN	47 461			47 461	JAPON		
	PANAM	62 564			62 564	PANAM		
	OTHER	327 024	4 074		331 098	AUTRE		
<b>COMMODITY TOTAL</b>		<b>1 423 655</b>	<b>9 608</b>		<b>1 433 263</b>		<b>TOTAL DE MARCHANDISE</b>	
MALT AND MALT FLOUR	OTHER	2 858			2 858	AUTRE	MALT ET FARINE DE MALT	
APPLES	PANAM				58	PANAM	POMMES	
VEGETABLES, FROZEN	JAPAN			1 225	1 225	JAPON	LEGUMES, CONGELES	
	OTHER	1 490			1 490	AUTRE		
<b>COMMODITY TOTAL</b>		<b>1 490</b>		<b>1 225</b>	<b>2 715</b>		<b>TOTAL DE MARCHANDISE</b>	
SUGAR PREPARATIONS	LIBER	46			46	LIBER	PREP. A BASE DE SUCRE	
HULLS, SCREENINGS, CHAFF	GREEK		13 024		13 024	GRECQ	ECOLURES, CRIBLURES, BAL	
SDYA. OIL MEAL, CAKE	OTHER		26 995		26 995	AUTRE	FARINE TOURT. CR. SOYA	
BREWERS GRAINS	OTHER		6 299		6 299	AUTRE	GRAINS DE BRASSERIE	
CONC. COMPLETE FEEDS	GER		69 712		69 712	ALL	CONC., PROV. COMPLETES	
	GREEK		38 280	7 079	45 359	GRECQ		
	LIBER		12 792		12 792	LIBER		
	JAPAN		37 653		37 653	JAPON		
	PANAM		7 523		7 523	PANAM		
	OTHER		9 643		9 643	AUTRE		
<b>COMMODITY TOTAL</b>			<b>175 603</b>	<b>7 079</b>	<b>182 682</b>		<b>TOTAL DE MARCHANDISE</b>	
DIST. ALCOHOLIC BEV.	SWEDN	29			29	SUEDE	BOISS. ALCOOL. DIST.	
FLAXSEED	GREEK		1 000		1 000	GRECQ	GRAINE DE LIN	
	LIBER		526		526	LIBER		
<b>COMMODITY TOTAL</b>			<b>1 526</b>		<b>1 526</b>		<b>TOTAL DE MARCHANDISE</b>	
RAPESEED	GREEK		3 434		3 434	GRECQ	GRAINE DE COLZA	
SOYA BEANS	U K	3 878			3 878	R U	GRAINE DE SOYA	
	GREEK	9 027			9 027	GRECQ		
	NETH	9 221			9 221	P.BAS		
<b>COMMODITY TOTAL</b>		<b>22 126</b>			<b>22 126</b>		<b>TOTAL DE MARCHANDISE</b>	
LOGS	GER			1	1	ALL	BILLES	
PULPWOOD	SWEDN	1 089			1 089	SUEDE	BDIS A PATE	
	OTHER	112			112	AUTRE		
<b>COMMODITY TOTAL</b>		<b>1 201</b>			<b>1 201</b>		<b>TOTAL DE MARCHANDISE</b>	
IRON ORE AND CONC	U K	671 028			671 028	R U	MINERAI, CONC. DE FER	
	GREEK	191 897			191 897	GRECQ		
	ITALY	77 417			77 417	ITAL		
	NORW	1 083 375			1 083 375	NORV		
	SWEDN	64 834			64 834	SUEDE		
	LIBER	1 067 253			1 067 253	LIBER		
	JAPAN	107 426			107 426	JAPON		
	PANAM	38 905			38 905	PANAM		
	OTHER	128 789			128 789	AUTRE		
<b>COMMODITY TOTAL</b>		<b>3 430 924</b>			<b>3 430 924</b>		<b>TOTAL DE MARCHANDISE</b>	
LEAD ORE AND CONC.	U K	8 560			8 560	R U	MINERAI, CONC. DE PLOMB	
	NORW			1 344	1 344	NORV		
	LIBER	4 276			4 276	LIBER		

TABLE 18. COMMODITIES LOADED FOR FOREIGN COUNTRIES BY COUNTRY OF DESTINATION, REGISTRY OF VESSEL AND CANADIAN REGION - 1977

TABLEAU 18. MARCHANDISES CHARGES A DESTINATION DE PAYS ETRANGERS SELON LE PAYS DE DESTINATION, L'IMMATRICULATION

DU NAVIRE ET LA REGION DU CANADA - 1977

METRIC TONNES - TONNES METRIQUE

COUNTRY OF DESTINATION AND KIND OF CARGO	REGISTRY OF VESSEL	ATLANTIC ATLANTIQUE	GREAT LAKES GRANDS LACS	PACIFIC PACIFIQUE	TOTAL	IMMATRIC. DU NAVIRE	PAYS DE DESTINATION ET MARCHANDISE	
					TOTAL		ROYAUME-UNI	SUITE
UNITED KINGDOM CONT.	PANAM	3 152			3 152	PANAM	ROYAUME-UNI	SUITE
	OTHER			2 050	2 050	AUTRE		
COMMODITY TOTAL		15 988		3 394	19 382		TOTAL DE MARCHANDISE	
TITANIUM ORE	OTHER	14 515			14 515	AUTRE	MINERAL DE TITANE	
ZINC ORE AND CONC.	U K	14 590			14 590	R U	MINERAL, CONC. DE ZINC	
	NORW			1 814	1 814	NORW		
	LIBER	6 052			6 052	LIBER		
	PANAM	5 371			5 371	PANAM		
	OTHER			8 748	8 748	AUTRE		
COMMODITY TOTAL		26 013		10 562	36 575		TOTAL DE MARCHANDISE	
ORES AND CONC. NES	OTHER			258	258	AUTRE	MINERAIS ET CONC. NOA	
SLAG, OROSS, BY-PRODUCTS	U K	20 011			20 011	R U	POUS. GUEUL. SCOR. PROD.	
	SWEDN	8 128			8 128	SUEDE		
	LIBER	7 722			7 722	LIBER		
	OTHER	16 095			16 095	AUTRE		
COMMODITY TOTAL		51 956			51 956		TOTAL DE MARCHANDISE	
SULPHUR IN ORES	GREEK			29 262	29 262	GRECQ	SOUFRE EN MINERAL	
CRUDE NON-MET. MIN. NES	U K	3 048			3 048	R U	MIN. NON-MET. BRUTS NDA	
	PANAM	7 054			7 054	PANAM		
	OTHER	8 748			8 748	AUTRE		
COMMODITY TOTAL		18 850			18 850		TOTAL DE MARCHANDISE	
WASTE AND SCRAP NES	GER	998			998	ALL	DECHETS ET REBUTS NDA	
LUMBER AND TIMBER	U K	11 849		243 305	255 154	R U	BOIS DOEUVRE ET CHARP.	
	GER	8 553		67 544	76 097	ALL		
	GREEK	7 927		53 728	61 655	GRECQ		
	NETH	10 405		6 872	17 277	P. BAS		
	NORW	4 922		115 476	120 398	NORW		
	SWEDN			153 091	153 091	SUEDE		
	LIBER	1 167		2 643	3 810	LIBER		
	PANAM	16 735			16 735	PANAM		
	OTHER	23 124		58 242	81 366	AUTRE		
COMMODITY TOTAL		84 682		700 901	785 583		TOTAL DE MARCHANDISE	
SHINGLES AND SHAKES	U K			38	38	R U	BARDEAUX, BARDEAUX, FACADE	
	GER			18	18	ALL		
	GREEK			20	20	GRECQ		
	NORW			91	91	NORW		
	SWEDN			154	154	SUEDE		
COMMODITY TOTAL				321	321		TOTAL DE MARCHANDISE	
VENEER, PLYWOOD	U K	424		10 828	11 252	R U	PLACAGES, CONTRE-PLAQ.	
	GER			19 147	19 147	ALL		
	GREEK			2 386	2 386	GRECQ		
	NETH			315	315	P. BAS		
	NORW			14 714	14 714	NORW		
	SWEDN			37 285	37 285	SUEDE		
	LIBER			3 905	3 905	LIBER		
	OTHER			7 976	7 976	AUTRE		
COMMODITY TOTAL		424		96 556	96 980		TOTAL DE MARCHANDISE	
WOOD FAB. MATERIALS	U K	47			47	R U	DEMI-PRODUITS EN BOIS	
	NETH	419			419	P. BAS		
	SWEDN	1 005			1 005	SUEDE		
COMMODITY TOTAL		1 471			1 471		TOTAL DE MARCHANDISE	
PULP	U K	77 381		52 222	129 603	R U	PATE	
	DENMK	2 651			2 651	DANMK		
	GER	18 577		14 163	32 740	ALL		
	GREEK	19 288		8 989	28 277	GRECQ		
	ITALY			998	998	ITAL		
	NORW	13 136	13 097	162 651	188 884	NORW		
	SWEDN	2 268		7 912	10 180	SUEDE		
	LIBER			13 304	13 304	LIBER		
	OTHER	14 635	1 266	37 267	53 168	AUTRE		
COMMODITY TOTAL		147 936	14 363	297 506	459 805		TOTAL DE MARCHANDISE	
NEWSPRINT PAPER	U K	203 653		2 065	205 718	R U	PAPIER JOURNAL	
	DENMK	1 480			1 480	DANMK		
	GER	51 200		551	51 751	ALL		
	GREEK	11 356			11 356	GRECQ		
	NORW	113 454		2 067	115 521	NORW		
	SWEDN	6 179			6 179	SUEDE		
	LIBER	2 309			2 309	LIBER		
	JAPAN	5 352			5 352	JAPON		
	CAN	8 416			8 416	CAN		
	OTHER	34 580			34 580	AUTRE		
COMMODITY TOTAL		437 979		4 683	442 662		TOTAL DE MARCHANDISE	
PAPER NES	U K	4 675			4 675	R U	PAPIER NDA	
	GER			16 225	16 225	ALL		
	NORW			13 661	13 661	NORW		
	SWEDN			4 631	4 631	SUEDE		
	OTHER	206		3 567	3 773	AUTRE		
COMMODITY TOTAL		4 881		42 754	47 635		TOTAL DE MARCHANDISE	
PAPERBOARD	U K	19 947		14 572	34 519	R U	CARTON	
	GER	3 671			3 671	ALL		
	GREEK	7 036			7 036	GRECQ		
	NETH	301			301	P. BAS		
	NORW	959		5 167	6 126	NORW		
	SWEDN	431		5 671	6 102	SUEDE		
	PANAM	3 680			3 680	PANAM		
	OTHER	1 552		5 928	7 480	AUTRE		
COMMODITY TOTAL		37 577		31 338	68 915		TOTAL DE MARCHANDISE	



TABLE 18. COMMODITIES LOADED FOR FOREIGN COUNTRIES BY COUNTRY OF DESTINATION, REGISTRY OF VESSEL AND CANADIAN REGION - 1977

TABLI AU 18. MARCHANDISES CHARGÉES A DESTINATION DE PAYS ÉTRANGERS SELON LE PAYS DE DESTINATION, L'IMMATICULATION DU NAVIRE ET LA RÉGION DU CANADA - 1977

COUNTRY OF DESTINATION AND KIND OF CARGO	REGISTRY OF VESSEL	METRIC TONNES - TONNES METRIQUE			TOTAL TOTAL	IMMATIC. DU NAVIRE	PAYS DE DESTINATION ET MARCHANDISE
		ATLANTIC ATLANTIQUE	GREAT LAKES GRANDS LACS	PACIFIC PACIFIQUE			
UNITED KINGDOM CONT.							ROYAUME-UNI
BLDG. PAPER AND BOARD	U K	92			92	R U	SUIVE
ANIMAL OILS, EXC. MARINE	GREEK	1 012	305		1 317	GRECQ	PLAQ. CONSTR., PAP/CART.
	NORW	12 579	295		12 874	NORV	HUIL. ANIM. SAUF AN. MAR.
	LIBER	540	502		1 042	LIBER	
COMMODITY TOTAL		14 131	1 102		15 233		TOTAL DE MARCHANDISE
FISH, MARINE ANIMAL OIL	NORW	181			181	NORV	HUIL. DE POISSON, AN. MAR.
SOYABEAN OIL	NORW		1 008		1 008	NORV	HUIL. DE SOYA
VEG. OILS, FATS NES	NORW	1 300			1 300	NORV	HUIL. MAT. GRAS. VEG. NDA
COMMODITY TOTAL	LIBER	1 300	2 054		3 354	LIBER	TOTAL DE MARCHANDISE
OILS, FATS, WAXES NES	NORW		621		621	NORV	HUIL. MAT. GRAS. CIRE NDA
	LIBER		850		850	LIBER	
COMMODITY TOTAL			1 471		1 471		TOTAL DE MARCHANDISE
INORGANIC CHEMS. NES	U K	32 206			32 206	R U	PROD. CHIM. INORG. NDA
DYESTUFF, PIGMENT, PAINT	NORW		1 501		1 501	NORV	MAT. COLOR. PIG. PEINTURE
GASOLINE	U K	30 481			30 481	R U	ESSENCE
COKE	GREEK	5 249			5 249	GRECQ	COKE
PETROL. COAL PROD. NES	DENMK	1 814			1 814	DANMK	DERIVE PETR. CHARB. NDA
	NORW		1 529		1 529	NORV	
COMMODITY TOTAL		1 814	1 529		3 343		TOTAL DE MARCHANDISE
PIG IRON	GREEK	4 064			4 064	GRECQ	FER EN GUEUSE
	LIBER	2 294			2 294	LIBER	
COMMODITY TOTAL		6 358			6 358		TOTAL DE MARCHANDISE
PRIMARY IRON, STEEL NES	LIBER	9 979			9 979	LIBER	FER, ACIER PRIMAIR. NDA
	PANAM	10 279			10 279	PANAM	
	OTHER	11 340			11 340	AUTRE	
COMMODITY TOTAL		31 598			31 598		TOTAL DE MARCHANDISE
PLATE & SHEET STEEL	LIBER		4 392		4 392	LIBER	TOLES, FEUILLES DACIER
STRUCTURAL SHAPES	U K			2 501	2 501	R U	PROFILES DE CONSTRUCT.
ALUMINIUM	U K	8 224			8 224	R U	ALUMINIUM
LEAD AND ALLOYS	U K			6 538	6 538	R U	PLOMB ET ALLIAGES
	GER			2 470	2 470	ALL	
	GREEK			11 524	11 524	GRECQ	
	NORW			1 683	1 683	NORV	
	SWEDN			3 012	3 012	SUEDE	
	OTHER			1 404	1 404	AUTRE	
COMMODITY TOTAL				26 631	26 631		TOTAL DE MARCHANDISE
NICKEL AND ALLOYS	NORW			1 539	1 539	NORV	NICKEL ET ALLIAGES
ZINC AND ALLOYS	U K			1 765	1 765	R U	ZINC ET ALLIAGES
	GER			2 505	2 505	ALL	
	GREEK			10 899	10 899	GRECQ	
	NORW	1 250		4 942	6 192	NORV	
	SWEDN			5 016	5 016	SUEDE	
	OTHER			3 678	3 678	AUTRE	
COMMODITY TOTAL		1 250		28 805	30 055		TOTAL DE MARCHANDISE
MACHINERY NES	NETH	112			112	P. BAS	MACHINES NDA
	SWEDN	58			58	SUEDE	
	LIBER	7			7	LIBER	
COMMODITY TOTAL		177			177		TOTAL DE MARCHANDISE
PASS. AUTOS AND CHASSIS	U K	1			1	R U	VOITURES PART., CHASSIS
	SWEDN			1	1	SUEDE	
COMMODITY TOTAL		1		1	2		TOTAL DE MARCHANDISE
TRUCKS AND CHASSIS	LIBER	24			24	LIBER	CAMIONS ET CHASSIS
	OTHER	364			364	AUTRE	
COMMODITY TOTAL		388			388		TOTAL DE MARCHANDISE
EQUIPMENT MISC.	OTHER	122			122	AUTRE	MATERIEL DIVERS
PERSONAL, HOUSEHOLD GOODS	NORW			25	25	NORV	ART. PERS. ET MENAGERS
	SWEDN			1	1	SUEDE	
COMMODITY TOTAL				26	26		TOTAL DE MARCHANDISE
CONTAINERS, CLOSURES	OTHER	4			4	AUTRE	CONTENEURS, FERMETURES
GENERAL CARGO	U K	2			2	R U	MARCHANDISES DIVERSES
	NETH	7			7	P. BAS	
	SWEDN	28			28	SUEDE	
COMMODITY TOTAL		37			37		TOTAL DE MARCHANDISE
CONTAINERIZED FREIGHT	U K	429 669		7 903	637 572	R U	FRET CONTENEURESE
	DENMK	11 333		7 655	18 988	DANMK	
	GER	3 661	660	2 798	7 119	ALL	
	GREEK			2 281	2 281	GRECQ	
	NETH	17 957			17 957	P. BAS	
	NORW			57	57	NORV	
	SWEDN	50 681		14 471	65 152	SUEDE	
	LIBER	4 159		147	4 306	LIBER	
	PANAM			2 503	2 503	PANAM	
	OTHER	57 738			57 738	AUTRE	
COMMODITY TOTAL		775 198	660	37 815	813 673		TOTAL DE MARCHANDISE
COUNTRY/REGION TOTAL		6 848 049*	330 211*	1 326 675*	8 504 935*		TOTAL DE PAYS/REGION
MALTA AND GOZO							MALTE ET GOZZO
CONTAINERIZED FREIGHT	OTHER	12 941			12 941	AUTRE	FRET CONTENEURESE
COUNTRY/REGION TOTAL		12 941*	*	*	12 941*		TOTAL DE PAYS/REGION

TABLE 18. COMMODITIES LOADED FOR FOREIGN COUNTRIES BY COUNTRY OF DESTINATION, REGISTRY OF VESSEL AND CANADIAN REGION - 1977

TABLEAU 18. MARCHANDISES CHARGÉES A DESTINATION DE PAYS ÉTRANGERS SELON LE PAYS DE DESTINATION, L'IMMATRICULATION DU NAVIRE ET LA RÉGION DU CANADA - 1977

COUNTRY OF DESTINATION AND KIND OF CARGO	REGISTRY OF VESSEL	METRIC TONNES - TONNES METRIQUE				TOTAL TOTAL	IMMATRIC. OU NAVIRE	PAYS DE DESTINATION ET MARCHANDISE
		ATLANTIC ATLANTIQUE	GREAT LAKES GRANDS LACS	PACIFIC PACIFIQUE	TOTAL			
<b>BELGIUM-LUXEMB</b>							<b>BELGIQUE-LUX.</b>	
CATTLE	SWEDN	14			14	SUEDE	BOVINS	
FISH, FRESH OR FROZEN	DENMK	54			54	DANMK	POISSON, FRAIS OU CONG.	
	NORW	993			993	NORV		
	SWEDN			12	12	SUEDE		
	OTHER	568			568	AUTRE		
<b>COMMODITY TOTAL</b>		<b>1 615</b>			<b>1 627</b>		<b>TOTAL DE MARCHANDISE</b>	
FISH, CANNED	OTHER			16	16	AUTRE	POISSON EN BOITES	
SHELL FISH, NES	OTHER	54		16	54	AUTRE	MOLLUSQUES CRUST., NDA	
BAPLEY	U K	5 000			5 000	R U	ORGE	
CORN	U K	913			913	R U	MAIS	
	GREEK	8 753			8 753	GREQC		
	CAN	5 443			5 443	CAN		
	OTHER	7 419			7 419	AUTRE		
<b>COMMODITY TOTAL</b>		<b>22 528</b>			<b>22 528</b>		<b>TOTAL DE MARCHANDISE</b>	
WHEAT	U K	9 652			9 652	R U	BLE	
	DENMK	2 185			2 185	DANMK		
	GREEK	14 126			14 126	GREQC		
	LIBER	12 497			12 497	LIBER		
	OTHER	115 461			115 461	AUTRE		
<b>COMMODITY TOTAL</b>		<b>153 921</b>			<b>153 921</b>		<b>TOTAL DE MARCHANDISE</b>	
POTATOES	LIBER	8 126			8 126	LIBER	POMMES DE TERRE	
MISC. FOOD PREP. NES	SWEDN	36			36	SUEDE	DIV. PREP. ALIM. NDA	
CONC. COMPLETE FEEDS	DENMK	10 636			10 636	DANMK	CONC., PROV. COMPLETES	
DIST. ALCOHOLIC BEV.	NETH	104			104	P. BAS	BOISS. ALCOOL. DIST.	
	SWEDN	65			65	SUEDE		
	OTHER	71			71	AUTRE		
<b>COMMODITY TOTAL</b>		<b>240</b>			<b>240</b>		<b>TOTAL DE MARCHANDISE</b>	
FLAXSEED	LIBER		1 360		1 360	LIBER	GRAINE DE LIN	
	JAPAN			2 947	2 947	JAPON		
<b>COMMODITY TOTAL</b>			<b>1 360</b>	<b>2 947</b>	<b>4 307</b>		<b>TOTAL DE MARCHANDISE</b>	
LOGS	NETH	186			186	P. BAS	BILLES	
COPPER ORE AND CONC.	U K			885	885	R U	MINERAI, CONC. DE COPPER	
	U K	53 633			53 633	R U		
	GREEK	56 690			56 690	GREQC		
	LIBER	55 428			55 428	LIBER		
	OTHER	197 310			197 310	AUTRE		
<b>COMMODITY TOTAL</b>		<b>363 061</b>			<b>363 061</b>		<b>TOTAL DE MARCHANDISE</b>	
LEAD ORE AND CONC.	U K			1 996	1 996	R U	MINERAI, CONC. DE PLOMB	
	GREEK	4 114			4 114	GREQC		
	LIBER	29 253			29 253	LIBER		
	OTHER	2 050			2 050	AUTRE		
<b>COMMODITY TOTAL</b>		<b>35 417</b>			<b>37 413</b>		<b>TOTAL DE MARCHANDISE</b>	
ZINC ORE AND CONC.	U K	77 510		1 996	77 510	R U	MINERAI, CONC. DE ZINC	
	DENMK	5 690			5 690	DANMK		
	GER	337 911			337 911	ALL		
	GREEK			12 193	12 193	GREQC		
	NETH	16 975			16 975	P. BAS		
	LIBER	72 882			72 882	LIBER		
	OTHER	113 628			113 628	AUTRE		
<b>COMMODITY TOTAL</b>		<b>624 596</b>			<b>636 789</b>		<b>TOTAL DE MARCHANDISE</b>	
ORES AND CONC. NES	OTHER			1 827	1 827	AUTRE	MINERAIS ET CONC. NDA	
SLAG, ORCS, BY-PRODUCTS	U K	6 518			6 518	R U	POUS. GUEUL. SCOR. PROD.	
	DENMK	5 588			5 588	DANMK		
	GER	55 070			55 070	ALL		
	NORW	18 898			18 898	NORV		
	LIBER	10 160			10 160	LIBER		
	OTHER	96 234			96 234	AUTRE		
<b>COMMODITY TOTAL</b>		<b>23 605</b>			<b>23 605</b>		<b>TOTAL DE MARCHANDISE</b>	
CDAL, BITUMINOUS	U K			57 760	57 760	R U	CHARBON BITUMINEUX	
	OTHER			57 760	57 760	AUTRE		
<b>COMMODITY TOTAL</b>		<b>23 605</b>			<b>81 365</b>		<b>TOTAL DE MARCHANDISE</b>	
ASBESTOS	DENMK	7 065			7 065	DANMK	AMIANTE	
	GER	2 555			2 555	ALL		
	NORW	13 242			13 242	NORV		
	OTHER	7 203		473	7 676	AUTRE		
<b>COMMODITY TOTAL</b>		<b>30 065</b>		<b>473</b>	<b>30 538</b>		<b>TOTAL DE MARCHANDISE</b>	
STONE, CRUDE NES	DENMK	521			521	DANMK	PIERRE BRUTE NDA	
	GER	5			5	ALL		
	NORW	334			334	NORV		
<b>COMMODITY TOTAL</b>		<b>860</b>			<b>860</b>		<b>TOTAL DE MARCHANDISE</b>	
SULPHUR IN DRES	LIBER			89 982	89 982	LIBER	SOUFRE EN MINERAI	
CRUDE NON-MET. MIN. NES	GER	3			3	ALL	MIN. NON-MET. BRUTS NDA	
	GREEK			6 426	6 426	GREQC		
	NETH	11 167			11 167	P. BAS		
<b>COMMODITY TOTAL</b>		<b>11 170</b>			<b>17 596</b>		<b>TOTAL DE MARCHANDISE</b>	
LUMBER AND TIMBER	U K	11 920		18 149	30 069	R U	BOIS D'OEUVRE ET CHARP.	
	DENMK	306	1 121		1 427	DANMK		
	GER	1 286	2 448		28 494	ALL		
	GREEK	59		24 760	42 971	GREQC		
	NETH	31		91	122	P. BAS		
	NORW	1 004	125	10 007	11 136	NORV		
	SWEDN			10 008	10 008	SUEDE		
	LIBER			3 409	3 409	LIBER		
	OTHER			9 386	9 386	AUTRE		
<b>COMMODITY TOTAL</b>		<b>14 606</b>	<b>3 694</b>	<b>118 722</b>	<b>137 022</b>		<b>TOTAL DE MARCHANDISE</b>	
SHINGLES AND SHAKES	U K			125	125	R U	BARDEAUX, BARD. FACADE	
	GREEK			18	18	GREQC		

TABLE 18. COMMODITIES LOADED FOR FOREIGN COUNTRIES BY COUNTRY OF DESTINATION, REGISTRY OF VESSEL AND CANADIAN REGION - 1977

TABLEAU 18. MARCHANDISES CHARGÉES À DESTINATION DE PAYS ÉTRANGERS SELON LE PAYS DE DESTINATION, L'IMMATRICULATION DU NAVIRE ET LA RÉGION DU CANADA - 1977

		METRIC TONNES - TONNES METRIQUE							
COUNTRY OF DESTINATION AND KIND OF CARGO	REGISTRY OF VESSEL	ATLANTIC ATLANTIQUE	GREAT LAKES GRANDS LACS	PACIFIC PACIFIQUE	TOTAL TOTAL	IMMATRIC. DU NAVIRE	PAYS DE DESTINATION ET MARCHANDISE		
BELGIUM-LUXEMB CCMT.							BELGIQUE-LUX.	SUITE	
	SWEDN			39	39	SUEDE			
	LIBER			22	22	LIBER			
	OTHER			22	22	AUTRE			
COMMODITY TOTAL				226	226		TOTAL DE MARCHANDISE		
VENEER, PLYWOOD	U K	114		5 742	5 856	R U	PLACAGES, CONTRE-PLAQ.		
	GER			10 800	10 800	ALL			
	GREEK			5 497	5 497	GRECQ			
	NETH			842	842	P. BAS			
	NORW			4 180	4 180	NORV			
	SWEDN	142		5 796	5 938	SUEDE			
	LIBER			1 133	1 133	LIBER			
	OTHER			4 720	4 720	AUTRE			
COMMODITY TOTAL		256		38 710	38 966		TOTAL DE MARCHANDISE		
WOOD FAB. MATERIALS	NETH	3 614			3 614	P. BAS	OEMI-PRODUITS EN BOIS		
	SWEDN	12 559			12 559	SUEDE			
	OTHER	73			73	AUTRE			
COMMODITY TOTAL		16 246			16 246		TOTAL DE MARCHANDISE		
PULP	U K	30 434		69 566	100 000	R U	PATE		
	DENMK	532			532	DANMK			
	GER	5 809		66 468	72 277	ALL			
	GREEK	4 899		54 822	59 721	GRECQ			
	NORW	1 941		76 549	78 490	NORV			
	SWEDN			12 737	12 737	SUEDE			
	LIBER	2 144		1 630	3 774	LIBER			
	PANAM	2 684			2 684	PANAM			
	OTHER	17 283		85 383	102 666	AUTRE			
COMMODITY TOTAL		65 726		367 155	432 881		TOTAL DE MARCHANDISE		
NEWSPRINT PAPER	U K	2 097			2 097	R U	PAPIER JOURNAL		
	GER			1	1	ALL			
COMMODITY TOTAL		2 097			2 098		TOTAL DE MARCHANDISE		
PAPER NES	U K			7 525	7 525	R U	PAPIER NDA		
	GREEK			74	74	GRECQ			
	NORW			2 387	2 387	NORV			
	SWEDN			5 069	5 069	SUEDE			
	OTHER	1 112		3 135	4 247	AUTRE			
COMMODITY TOTAL		1 112		18 190	19 302		TOTAL DE MARCHANDISE		
PAPERBOARD	U K	5 712		16 600	22 312	R U	CARTON		
	DENMK	557			557	DANMK			
	GREEK	2 212			4 527	GRECQ			
	NETH	20			20	P. BAS			
	NORW			4 086	4 086	NORV			
	SWEDN			13 944	13 944	SUEDE			
	OTHER			12 534	12 534	AUTRE			
COMMODITY TOTAL		8 501		49 479	57 980		TOTAL DE MARCHANDISE		
BLOG. PAPER AND BOARD	SWEDN	98			98	SUEDE	PLAQ. CONSTR., PAP/CART.		
METALLIC SALTS	OTHER		539		539	AUTRE	SELS METALLIQUES		
INORGANIC CHEMS. NES	NORW	118			118	NORV	PROD. CHIM. INORG. NDA		
	SWEDN	119			119	SUEDE			
COMMODITY TOTAL		237			237		TOTAL DE MARCHANDISE		
GLYCOL	SWEDN	54			54	SUEDE	GLYCOL		
ORGANIC CHEMICALS NES	U K	14 515			14 515	R U	PROD. CHIM. ORGAN. NOA		
	NETH	18			18	P. BAS			
	SWEDN	95			95	SUEDE			
	LIBER		546		546	LIBER			
	OTHER	57			57	AUTRE			
COMMODITY TOTAL		14 685	546		15 231		TOTAL DE MARCHANDISE		
PLASTIC MATERIALS	NETH	17			17	P. BAS	MATIERES PLASTIQUES		
	SWEDN	60			60	SUEDE			
COMMODITY TOTAL		77			77		TOTAL DE MARCHANDISE		
DYESTUFF, PIGMENT, PAINT	SWEDN	14			14	SUEDE	MAT. COLOR. PIG. PEINTURE		
	OTHER	10			10	AUTRE			
COMMODITY TOTAL		24			24		TOTAL DE MARCHANDISE		
ASPHALTS, ROAD CILS	SWEDN	68			68	SUEDE	ASPHALTE, BITUME LIQD.		
PETROL, COAL PROD. NES	NORW		1 379		1 379	NORV	DERIVE PETR. CHARB. NDA		
PIG IRON	GER	2 540			2 540	ALL	FER EN GUEUSE		
BAR AND RODS, STEEL	SWEDN	25			25	SUEDE	BARRES ET TIGES ACIER		
PLATE & SHEET STEEL	SWEDN	27			27	SUEDE	TOLES, FEUILLES D'ACIER		
STRUCTURAL SHAPES	SWEDN	13			13	SUEDE	PROFILES DE CONSTRUCT.		
PIPES, TUBES: IRON, STEEL	SWEDN	18			18	SUEDE	TUYAUX, TUBES: FER, ACIER		
COPPER AND ALLOYS	DENMK	2 299			2 299	DANMK	CUIVRE ET ALLIAGES		
	GER	2 960			2 960	ALL			
	NETH	250			250	P. BAS			
	NORW	349			349	NORV			
	SWEDN	5 443	377		5 820	SUEDE			
	OTHER	655			655	AUTRE			
COMMODITY TOTAL		11 956	377		12 333		TOTAL DE MARCHANDISE		
METAL FAB. BASIC PROD.	GER	3			3	ALL	OUVR. DE BASE EN METAL		
	NETH	153			153	P. BAS			
	SWEDN	35			35	SUEDE			
COMMODITY TOTAL		191			191		TOTAL DE MARCHANDISE		
MISC. FABRICATED PROD.	SWEDN	178			178	SUEDE	OUVRAGES DIVERS		
TRACTORS	OTHER	30			30	AUTRE	TRACTEURS		
MACHINERY NES	GER	4			4	ALL	MACHINES NDA		
	NETH	787			787	P. BAS			
	SWEDN	2 553	356		2 909	SUEDE			
	OTHER	741	72		813	AUTRE			
COMMODITY TOTAL		4 085	428		4 513		TOTAL DE MARCHANDISE		



TABLE 18. COMMODITIES LOADED FOR FOREIGN COUNTRIES BY COUNTRY OF DESTINATION, REGISTRY OF VESSEL AND CANADIAN REGION - 1977

TABLEAU 18. MARCHANDISES CHARGÉES À DESTINATION DE PAYS ÉTRANGERS SELON LE PAYS DE DESTINATION, L'IMMATRICULATION DU NAVIRE ET LA RÉGION DU CANADA - 1977

COUNTRY OF DESTINATION AND KIND OF CARGO	REGISTRY OF VESSEL	METRIC TONNES - TONNES MÉTRIQUE				TOTAL	IMMATRIC. DU NAVIRE	PAYS DE DESTINATION ET MARCHANDISE
		ATLANTIC ATLANTIQUE	GREAT LAKES GRANDS LACS	PACIFIC PACIFIQUE	TOTAL			
BELGIUM-LUXEMB. CONT. RAILWAY ROLLING STOCK	SWEDN	5			5	SUEDE	BELGIQUE-LUX. SUITE	
PASS. AUTOS AND CHASSIS	NETH	23			23	P. BAS	MAT. ROUL. DE CH. DE FER	
	SWEDN	274	49		323	SUEDE	VOITURES PART., CHASSIS	
	OTHER	15			15	AUTRE		
COMMODITY TOTAL		312	49		361		TOTAL DE MARCHANDISE	
TRUCKS AND CHASSIS	NETH	4			4	P. BAS	CAMIONS ET CHASSIS	
	SWEDN	16			16	SUEDE		
	OTHER	9			9	AUTRE		
COMMODITY TOTAL		29			29		TOTAL DE MARCHANDISE	
MOTOR VEHICLE ENGINES	SWEDN	141			141	SUEDE	MOTEURS DE VEH. AUTOM.	
	OTHER	5			5	AUTRE		
COMMODITY TOTAL		146			146		TOTAL DE MARCHANDISE	
ROAD MOTOR VEH. NES	NETH	305			305	P. BAS	VEH. AUTOM. ROUTIERS NDA	
	SWEDN	1 060			1 060	SUEDE		
	OTHER	230			230	AUTRE		
COMMODITY TOTAL		1 595			1 595		TOTAL DE MARCHANDISE	
SHIPS, AIRCRAFT, MIS. VEH	NETH	102			102	P. BAS	NAVIRES, AVIONS, VEH. DIV	
	SWEDN	254	15		269	SUEDE		
	OTHER	78	25		103	AUTRE		
COMMODITY TOTAL		434	40		474		TOTAL DE MARCHANDISE	
EQUIPMENT MISC.	DENMK	5			5	DANMK	MATERIEL DIVERS	
	GER	3			3	ALL		
	NETH	55			55	P. BAS		
	SWEDN	217			217	SUEDE		
	OTHER	20			20	AUTRE		
COMMODITY TOTAL		300			300		TOTAL DE MARCHANDISE	
PERSONAL, HOUSEHOLD GOODS	DENMK	1			1	DANMK	ART. PERS. ET MENAGERS	
	GER	5		1	6	ALL		
	NORW	1			1	NORV		
	SWEDN	1			1	SUEDE		
COMMODITY TOTAL		8		1	9		TOTAL DE MARCHANDISE	
CONTAINERS, CLOSURES	SWEDN	27			27	SUEDE	CONTENEURS, FERMETURES	
MISC. END PRODUCTS NES	DENMK		3		3	DANMK	PRODUITS FINIS DIV. NDA	
	SWEDN	2			2	SUEDE		
	OTHER	181			181	AUTRE		
COMMODITY TOTAL		183	3		186		TOTAL DE MARCHANDISE	
GENERAL CARGO	GER	15	3		18	ALL	MARCHANDISES DIVERSES	
	NETH	359			359	P. BAS		
	NORW	1			1	NORV		
	SWEDN	824	20		844	SUEDE		
	OTHER	111			111	AUTRE		
COMMODITY TOTAL		1 310	23		1 333		TOTAL DE MARCHANDISE	
CONTAINERIZED FREIGHT	U K	175 996		1 721	177 717	R U	FRET CONTENEUREUSE	
	DENMK	101 468		3 230	104 698	DANMK		
	GER	85 821	147	1 932	88 018	ALL		
	GREEK	718	37	1 538	2 293	GRECQ		
	ITALY	1 849			1 849	ITAL		
	NETH	11 595			11 595	P. BAS		
	NORW	339		7	346	NORV		
	SWEDN	23 950	1 119	4 320	29 389	SUEDE		
	LIBER	12 947		650	13 597	LIBER		
	PANAM			264	264	PANAM		
	OTHER	102 325	324	428	103 077	AUTRE		
COMMODITY TOTAL		517 008	1 892	14 090	532 990		TOTAL DE MARCHANDISE	
COUNTRY/REGION TOTAL		2 051 571*	10 330*	781 091*	2 842 992*		TOTAL DE PAYS/REGION	
DENMARK FISH, FRESH OR FROZEN	U K			25	25	R U	DANEMARK	
	NORW	23			23	NORV	POISSON, FRAIS OU CONG.	
	SWEDN			60	60	SUEDE		
	OTHER	23			23	AUTRE		
COMMODITY TOTAL		46		85	131		TOTAL DE MARCHANDISE	
SHELL FISH, NES	DENMK	189			189	DANMK	MOLLUSQUES CRUST., NDA	
OATS	LIBER		15 531		15 531	LIBER	AVOINE	
SOYA, OIL MEAL, CAKE	OTHER		3 287		3 287	AUTRE	FARINE TOURT. GR. SOYA	
CONC. COMPLETE FEEDS	OTHER		7 882		7 882	AUTRE	CONC., PROV. COMPLETES	
SEEDS FOR SOWING NES	OTHER			168	168	AUTRE	GRAINES DE SEMENCE NDA	
SOYA BEANS	OTHER	3 368			3 368	AUTRE	GRAINE DE SOYA	
COAL, BITUMINOUS	GER	18 846			18 846	ALL	CHARBON BITUMINEUX	
	GREEK	29 407		32 754	59 364	GRECQ		
	NORW	26 610		50 387	50 387	NORV		
	LIBER				26 464	LIBER		
	OTHER	26 464			26 464	AUTRE		
COMMODITY TOTAL		101 327		83 141	184 468		TOTAL DE MARCHANDISE	
LUMBER AND TIMBER	GREEK			266	266	GRECQ	BOIS D'OEUVRE ET CHARP.	
	OTHER			52	52	AUTRE		
COMMODITY TOTAL				318	318		TOTAL DE MARCHANDISE	
VENEER, PLYWOOD	GREEK			6 354	6 354	GRECQ	PLACAGES, CONTRE-PLAQUE	
	SWEDN			520	520	SUEDE		
	OTHER			3 365	3 365	AUTRE		
COMMODITY TOTAL				10 239	10 239		TOTAL DE MARCHANDISE	
PULP	OTHER			1 032	1 032	AUTRE	PATE	
NEWSPRINT PAPER	DENMK	4			4	DANMK	PAPIER JOURNAL	
PAPER NES	DENMK	512			512	DANMK	PAPIER NDA	

TABLE 18. COMMODITIES LOADED FOR FOREIGN COUNTRIES BY COUNTRY OF DESTINATION, REGISTRY OF VESSEL AND CANADIAN REGION - 1977

TABLEAU 18. MARCHANDISES CHARGÉES À DESTINATION DE PAYS ÉTRANGERS SELON LE PAYS DE DESTINATION, L'IMMATRICULATION

DU NAVIRE ET LA RÉGION DU CANADA - 1977

METRIC TONNES - TONNES MÉTRIQUE

COUNTRY OF DESTINATION AND KIND OF CARGO	REGISTRY OF VESSEL	ATLANTIC ATLANTIQUE	GREAT LAKES GRANDS LACS	PACIFIC PACIFIQUE	TOTAL TOTAL	IMMATIC. DU NAVIRE	PAYS DE DESTINATION ET MARCHANDISE
<b>DENMARK</b>	<b>CGNT.</b>						<b>DANEMARK</b>
	OTHER	497			497	AUTRE	SUITE
<b>COMMODITY TOTAL</b>		<b>1 009</b>			<b>1 009</b>		<b>TOTAL DE MARCHANDISE</b>
POTASH	OTHER			23 545	23 545	AUTRE	POTASSE
FERTILIZERS NES	GREEK			10 544	10 544	GRECQ	ENGRAIS CHIMIQUE NDA
CONTAINERIZED FREIGHT	U K			11	11	R U	FRET CONTENEURESE
	DENMK			342	342	DANMK	
	SWEDN			496	496	SUEDE	
<b>COMMODITY TOTAL</b>				<b>849</b>	<b>849</b>		<b>TOTAL DE MARCHANDISE</b>
<b>COUNTRY/REGION TOTAL</b>		<b>105 943*</b>	<b>26 700*</b>	<b>129 921*</b>	<b>262 564*</b>		<b>TOTAL DE PAYS/REGION</b>
<b>FINLAND</b>							<b>FINLANDE</b>
FISH, SALTED OR CURED	NORW	239			239	NORV	POISSON, SALE DU FUME
WHEAT	GREEK	6 000			6 000	GRECQ	BLE
APPLES	DENMK			18	18	DANMK	POMMES
ASBESTOS	OTHER			925	925	AUTRE	AMIANTE
LUMBER AND TIMBER	OTHER			18	18	AUTRE	BOIS DOEUVRE ET CHARP.
PULP	OTHER	565			565	AUTRE	PATE
PERSONAL, HOUSEHOLD GOODS	OTHER			1	1	AUTRE	ART, PERS. ET MENAGERS
CONTAINERIZED FREIGHT	OTHER			20	20	AUTRE	FRET CONTENEURESE
<b>COUNTRY/REGION TOTAL</b>		<b>6 804*</b>	<b>*</b>	<b>982*</b>	<b>7 786*</b>		<b>TOTAL DE PAYS/REGION</b>
<b>FRANCE-ATLANT.</b>							<b>FRANCE-ATLANT.</b>
CATTLE	SWEON	8			8	SUEDE	BOVINS
MEAT, FRESH OR FROZEN	U K			8	8	R U	VIANDE, FRAICHE / CONG.
	OTHER	57			57	AUTRE	
<b>COMMODITY TOTAL</b>		<b>57</b>		<b>8</b>	<b>65</b>		<b>TOTAL DE MARCHANDISE</b>
FISH, FRESH OR FROZEN	U K			183	183	R U	POISSON, FRAIS OU CONG.
	DENMK	982		449	1 431	DANMK	
	NETH	795			795	P. BAS	
	NORW	1 849			1 849	NORV	
	SWEDN			826	826	SUEDE	
	PANAM			559	559	PANAM	
	OTHER	1 608			1 608	AUTRE	
<b>COMMODITY TOTAL</b>		<b>5 234</b>		<b>2 017</b>	<b>7 251</b>		<b>TOTAL DE MARCHANDISE</b>
SHELL FISH, NES	NORW	66			66	NORV	MOLLUSQUES CRUST., NDA
	OTHER	26			26	AUTRE	
<b>COMMODITY TOTAL</b>		<b>92</b>			<b>92</b>		<b>TOTAL DE MARCHANDISE</b>
CORN	DENMK	4 024			4 024	DANMK	MAIS
	LIBER	10 115			10 115	LIBER	
	OTHER	4 264			4 264	AUTRE	
<b>COMMODITY TOTAL</b>		<b>18 403</b>			<b>18 403</b>		<b>TOTAL DE MARCHANDISE</b>
WHEAT	U K	14 565			14 565	R U	BLE
POTATOES	U K	6 025			6 025	R U	POMMES DE TERRE
	NORW	2 923			2 923	NORV	
<b>COMMODITY TOTAL</b>		<b>8 948</b>			<b>8 948</b>		<b>TOTAL DE MARCHANDISE</b>
SOYA, OIL MEAL, CAKE	OTHER		3 438		3 438	AUTRE	FARINE TOURT. GR. SOYA
FLAXSEED	GREEK		500		500	GRECQ	GRAINE DE LIN
SOYA BEANS	OTHER	8 981			8 981	AUTRE	GRAINE DE SOYA
PULPWOOD	GER	7 503			7 503	ALL	BOIS A PATE
	NORW	31 322			31 322	NORV	
	JAPAN			26 342	26 342	JAPON	
	OTHER	4 579			4 579	AUTRE	
<b>COMMODITY TOTAL</b>		<b>43 404</b>		<b>26 342</b>	<b>69 746</b>		<b>TOTAL DE MARCHANDISE</b>
IRON ORE AND CONC	GER	113 450			113 450	ALL	MINERAI, CONC. DE FER
	NORW	170 042			170 042	NORV	
	LIBER	72 656			72 656	LIBER	
	JAPAN	707 180			707 180	JAPON	
<b>COMMODITY TOTAL</b>		<b>1 063 328</b>			<b>1 063 328</b>		<b>TOTAL DE MARCHANDISE</b>
ZINC ORE AND CONC.	NORW	5 936			5 936	NORV	MINERAI, CONC. DE ZINC
SLAG, DROSS, BY-PRODUCTS	U K	14 302			14 302	R U	POUS. GUEUL. SCOR. PROD.
	NORW	20 684			20 684	NORV	
	SWEON	12 243			12 243	SUEDE	
	OTHER	7 112			7 112	AUTRE	
<b>COMMODITY TOTAL</b>		<b>54 341</b>			<b>54 341</b>		<b>TOTAL DE MARCHANDISE</b>
COAL, BITUMINOUS	OTHER	26 657			26 657	AUTRE	CHARBON BITUMINEUX
SULPHUR IN DRES	LIBER			16 500	16 500	LIBER	SOUFRE EN MINERAI
WASTE AND SCRAP NES	GER		11		11	ALL	DECHETS ET REBUTS NDA
LUMBER AND TIMBER	U K			8 666	8 666	R U	BOIS DOEUVRE ET CHARP.
	DENMK	52	98		150	DANMK	
	GER	476	402		878	ALL	
	GREEK			58 651	58 651	GRECQ	
	NETH			1 757	1 757	P. BAS	
	NORW	238	179	46 963	47 380	NORV	
	SWEON	21		7 232	7 253	SUEDE	
	LIBER	7 756		11 776	19 532	LIBER	
	JAPAN	2 846			2 846	JAPON	
	OTHER	3 855		9 112	12 967	AUTRE	
<b>COMMODITY TOTAL</b>		<b>15 244</b>	<b>679</b>	<b>144 157</b>	<b>160 080</b>		<b>TOTAL DE MARCHANDISE</b>
SHINGLES AND SHAKES	GREEK			240	240	GRECQ	BARDEAUX, BARD. FACADE
	NORW			53	53	NORV	
<b>COMMODITY TOTAL</b>				<b>293</b>	<b>293</b>		<b>TOTAL DE MARCHANDISE</b>
VENER, PLYWOOD	U K			178	178	R U	PLACAGES, CONTRE-PLAQ.

TABLE 18. COMMODITIES LOADED FOR FOREIGN COUNTRIES BY COUNTRY OF DESTINATION, REGISTRY OF VESSEL AND CANADIAN REGION - 1977

TABLEAU 18. MARCHANDISES CHARGÉES A DESTINATION DE PAYS ÉTRANGERS SELON LE PAYS DE DESTINATION, L'IMMATRICULATION DU NAVIRE ET LA RÉGION DU CANADA - 1977

COUNTRY OF DESTINATION AND KIND OF CARGO	REGISTRY OF VESSEL	METRIC TONNES - TONNES METRIQUE				TOTAL	IMHATRIC. DU NAVIRE	PAYS DE DESTINATION ET MARCHANDISE
		ATLANTIC ATLANTIQUE	GREAT LAKES GRANOS LACS	PACIFIC PACIFIQUE	TOTAL TOTAL			
FRANCE-ATLANT. CONT.							FRANCE-ATLANT. SUITE	
	GER	10			10	ALL		
	GREEK			2 015	2 015	GRECQ		
	NETH			272	272	P.BAS		
	NORW	1 266		1 308	2 574	NORV		
	LIBER			305	305	LIBER		
	OTHER			93	93	AUTRE		
COMMODITY TOTAL WOOD FAB. MATERIALS		1 276		4 171	5 447		TOTAL DE MARCHANDISE DEMI-PRODUITS EN BOIS	
	SWEON	239			239	SUEDE		
	OTHER	90			90	AUTRE		
COMMODITY TOTAL PULP		329			329		TOTAL DE MARCHANDISE PATE	
	U K	9 418		13 244	22 662	R U		
	DENMK	1 229			1 229	DANMK		
	GER	1 321			1 321	ALL		
	GREEK	15 661		18 443	34 104	GRECQ		
	NORW		612	41 437	42 049	NORV		
	SWEON	1 041		4 535	5 576	SUEDE		
	PANAM	1 619			1 619	PANAM		
	OTHER	10 947	624	9 857	21 428	AUTRE		
COMMODITY TOTAL NEWSPRINT PAPER		41 236	1 236	87 516	129 988		TOTAL DE MARCHANDISE PAPIER JOURNAL	
	NORW	1 486			1 486	NORV		
	OTHER	9 369			9 369	AUTRE		
COMMODITY TOTAL PAPER NES		10 855			10 855		TOTAL DE MARCHANDISE PAPIER NDA	
	GER		3		3	ALL		
	SWEON	94			94	SUEDE		
	OTHER	192			192	AUTRE		
COMMODITY TOTAL PAPERBOARD		286	3		289		TOTAL DE MARCHANDISE CARTON	
	U K			5 888	5 888	R U		
	NORW			3 936	3 936	NORV		
	SWEON			4 404	4 404	SUEDE		
	OTHER			2 449	2 449	AUTRE		
COMMODITY TOTAL WET MACHINE BOARD				16 677	16 677		TOTAL DE MARCHANDISE CARTON EN PATE PRESSEE	
	DENMK		5		5	DANMK		
	GER		4		4	ALL		
COMMODITY TOTAL TEXTILE FAB. MTL NES			9		9		TOTAL DE MARCHANDISE OUVR. EN MAT. TEXT. NDA	
	GER	211			211	ALL		
	OTHER		315		315	AUTRE		
METALLIC SALTS							SELS METALLIQUES	
PLASTIC MATERIALS		19			19	AUTRE	MATIERES PLASTIQUES	
DYESTUFF, PIGMENT, PAINT		6			6	DANMK	MAT. COLOR. PIG. PEINTURE	
	GER	3			3	ALL		
COMMODITY TOTAL LUBRICATING OIL, GREASE		9			9		TOTAL DE MARCHANDISE HUILE, GRAISSE LUBRIF.	
	DENMK	1			1	DANMK		
PETROL, COAL PROD. NES		144			144	ALL	DERIVE PETR. CHARB. NDA	
PIPES, TUBES: IRON, STEEL		40			40	AUTRE	TUYAUX, TUBES: FER, ACIER	
COPPER AND ALLOYS		4 853	251		5 104	SUEDE	CUIVRE ET ALLIAGES	
	OTHER	2 700	1 030		3 730	AUTRE		
COMMODITY TOTAL METAL FAB. BASIC PROD.		7 553	1 281		8 834		TOTAL DE MARCHANDISE OUVR. DE BASE EN METAL	
	SWEON	1			1	SUEDE		
NON-MET. MIN. BASIC PROD.			5		5	DANMK	PROD. MIN. NON-MET. BASE	
MISC. FABRICATED PROD.		2			2	DANMK	OUVRAGES DIVERS	
MACHINERY NES			39		39	DANMK	MACHINES NDA	
	GER	11			11	ALL		
	SWEON	951	204		1 155	SUEDE		
	OTHER	530	71		601	AUTRE		
COMMODITY TOTAL PASS. AUTOS AND CHASSIS		1 492	314		1 806		TOTAL DE MARCHANDISE VOITURES PART., CHASSIS	
	GER	1			1	ALL		
	SWEON	164	82		246	SUEDE		
	OTHER	44	7		51	AUTRE		
COMMODITY TOTAL TRUCKS AND CHASSIS		209	89		298		TOTAL DE MARCHANDISE CAMIONS ET CHASSIS	
	SWEON	228			228	SUEDE		
MOTOR VEHICLE ENGINES		80	34		114	SUEDE	MOTEURS DE VEH. AUTOM.	
	OTHER	40	16		56	AUTRE		
COMMODITY TOTAL ROAD MOTOR VEH. NES		120	50		170		TOTAL DE MARCHANDISE VEH. AUTOM. ROUTIERS NDA	
	NORW	1			1	NORV		
	SWEON	123			123	SUEDE		
	OTHER	2			2	AUTRE		
COMMODITY TOTAL SHIPS, AIRCRAFT, MIS. VEH		126			126		TOTAL DE MARCHANDISE NAVIRES, AVIONS, VEH. DIV	
	GER	1			1	ALL		
	SWEON	2			2	SUEDE		
	OTHER	29			29	AUTRE		
COMMODITY TOTAL EQUIPMENT MISC.		32			32		TOTAL DE MARCHANDISE MATERIEL DIVERS	
	DENMK		58		58	DANMK		
	OTHER	34			34	AUTRE		
COMMODITY TOTAL PERSONAL, HOUSEHOLD GOODS		34	58		92		TOTAL DE MARCHANDISE ART. PERS. ET MENAGER S	
	DENMK	4			4	DANMK		
	GER	7			7	ALL		
	OTHER	1			1	AUTRE		
COMMODITY TOTAL CONTAINERS, CLOSURES		12			12		TOTAL DE MARCHANDISE CONTENEURS, FERMETURES	
	OTHER		1		1	AUTRE		
MISC. END PRODUCTS NES		27			27	SUEDE	PRODUITS FINIS DIV. NDA	
GENERAL CARGO		1	2		3	DANMK	MARCHANDISES DIVERSES	
	NORW	6			6	NORV		
	SWEON	1 080	59		1 139	SUEDE		
	OTHER		13		13	AUTRE		
COMMODITY TOTAL CONTAINERIZED FREIGHT		1 087	74		1 161		TOTAL DE MARCHANDISE FRET CONTENEURESE	
	U K	84 195		1 211	85 406	R U		
	DENMK	36	162	2 015	2 213	DANMK		



TABLE 13. COMMODITIES LOADED FOR FOREIGN COUNTRIES BY COUNTRY OF DESTINATION, REGISTRY OF VESSEL AND CANADIAN REGION - 1977

TABLÉAU 13. MARCHANDISES CHARGÉES À DESTINATION DE PAYS ÉTRANGERS SELON LE PAYS DE DESTINATION, L'IMMATRICULATION DU NAVIRE ET LA RÉGION DU CANADA - 1977

		METRIC TONNES - TONNES MÉTRIQUE					
COUNTRY OF DESTINATION AND KIND OF CARGO	REGISTRY OF VESSEL	ATLANTIC ATLANTIQUE	GREAT LAKES GRANDS LACS	PACIFIC PACIFIQUE	TOTAL TOTAL	IMMATIC. DU NAVIRE	PAYS DE DESTINATION ET MARCHANDISE
<b>FRANCE-ATLANT. CONT.</b>							<b>FRANCE-ATLANT. SUITE</b>
	GER	100	363	1 781	2 244	ALL	
	GREEK	54	20	1 739	1 813	GRECQ	
	NETH	691			691	P.BAS	
	NORW	523			523	NORV	
	SWEDN	6 378	2 358	1 840	10 576	SUEDE	
	LIBER			94	94	LIBER	
	PANAM			257	257	PANAM	
	OTHER	13 189	852		14 041	AUTRE	
<b>COMMODITY TOTAL</b>		<b>105 166</b>	<b>3 755</b>	<b>8 937</b>	<b>117 858</b>		<b>TOTAL DE MARCHANDISE</b>
<b>COUNTRY/REGION TOTAL</b>		<b>1 435 693*</b>	<b>11 818*</b>	<b>306 618*</b>	<b>1 754 129*</b>		<b>TOTAL DE PAYS/REGION</b>
<b>FRANCE-MEDITER</b>							<b>FRANCE-MEDITER</b>
FISH, FRESH OR FROZEN	ITALY			33	33	ITAL	POISSON, FRAIS OU CONG.
FISH, CANNED	ITALY			154	154	ITAL	POISSON EN BOITES
	LIBER			8	8	LIBER	
<b>COMMODITY TOTAL</b>				<b>162</b>	<b>162</b>		<b>TOTAL DE MARCHANDISE</b>
WHEAT	U K	7 654			7 654	R U	BLE
	GREEK	19 000			19 000	GRECQ	
	NETH	18 001			18 001	P.BAS	
<b>COMMODITY TOTAL</b>		<b>44 655</b>			<b>44 655</b>		<b>TOTAL DE MARCHANDISE</b>
POTATOES	GREEK	2 682			2 682	GRECQ	POMMES DE TERRE
FEEDS, VEGETABLE ORIGIN	ITALY			36	36	ITAL	PRCV. D'ORIGINE VEGETALE
ORES AND CONC.NES	ITALY			667	667	ITAL	MINERAIS ET CONC.NDA
ASBESTOS	ITALY			27	27	ITAL	AMIANTE
SULPHUR IN ORES	GREEK			21 810	21 810	GRECQ	SOUFRE EN MINERAL
LUMBER AND TIMBER	ITALY			163	163	ITAL	BOIS D'OEUVRE ET CHARP.
	OTHER	3 742			3 742	AUTRE	
<b>COMMODITY TOTAL</b>		<b>3 742</b>		<b>163</b>	<b>3 905</b>		<b>TOTAL DE MARCHANDISE</b>
WHEAT	U K	1 437			1 437	R U	PATE
	NORW			3 118	3 118	NORV	
	LIBER			1 081	1 081	LIBER	
	OTHER	2 325			2 325	AUTRE	
<b>COMMODITY TOTAL</b>		<b>3 762</b>		<b>4 199</b>	<b>7 961</b>		<b>TOTAL DE MARCHANDISE</b>
COPPER AND ALLOYS	ITALY			58	58	ITAL	CUIVRE ET ALLIAGES
NON-FERROUS METALS NES	ITALY			155	155	ITAL	METEAUX NON-FERREUX NDA
PASS. AUTOS AND CHASSIS	ITALY			1	1	ITAL	VOITURES PART., CHASSIS
GENERAL CARGO	ITALY			100	100	ITAL	MARCHANDISES DIVERSES
CONTAINERIZED FREIGHT	GER	3 323			3 323	ALL	FRET CONTENEURESE
	ITALY	8 580		344	8 924	ITAL	
	LIBER	1 177		56	1 233	LIBER	
	PANAM	762			762	PANAM	
	OTHER	5 279			5 279	AUTRE	
<b>COMMODITY TOTAL</b>		<b>19 121</b>		<b>400</b>	<b>19 521</b>		<b>TOTAL DE MARCHANDISE</b>
<b>COUNTRY/REGION TOTAL</b>		<b>73 962*</b>	<b>*</b>	<b>27 811*</b>	<b>101 773*</b>		<b>TOTAL DE PAYS/REGION</b>
<b>GERMANY WEST</b>							<b>ALLEMAGNE D.</b>
FISH, FRESH OR FROZEN	U K			343	343	R U	POISSON, FRAIS OU CONG.
	DENMK	6 250		34	6 284	DANMK	
	GREEK	856			856	GRECQ	
	ITALY	4			4	ITAL	
	NETH	8 421			8 421	P.BAS	
	NORW	4 902			4 902	NORV	
	SWEDN			91	91	SUEDE	
	PANAM	968		77	1 045	PANAM	
	OTHER	10 044			10 044	AUTRE	
<b>COMMODITY TOTAL</b>		<b>31 445</b>		<b>545</b>	<b>31 990</b>		<b>TOTAL DE MARCHANDISE</b>
FISH, SALTED OR CURED	DENMK	5			5	DANMK	POISSON, SALE OU FUME
	NETH	894			894	P.BAS	
	NORW	1 046			1 046	NORV	
<b>COMMODITY TOTAL</b>		<b>1 945</b>			<b>1 945</b>		<b>TOTAL DE MARCHANDISE</b>
SHELL FISH, NES	DENMK	429			429	DANMK	MOLLUSQUES CRUST., NDA
	GER	2 194			2 194	ALL	
	NETH	45			45	P.BAS	
	NORW	19			19	NORV	
	OTHER	325			325	AUTRE	
<b>COMMODITY TOTAL</b>		<b>3 012</b>			<b>3 012</b>		<b>TOTAL DE MARCHANDISE</b>
BARLEY	GREEK	8 334	14 425		22 759	GRECQ	ORGE
	ITALY		3 060		3 060	ITAL	
	LIBER	6 718			6 718	LIBER	
	OTHER	8 169	10 420		18 589	AUTRE	
<b>COMMODITY TOTAL</b>		<b>23 221</b>	<b>27 905</b>		<b>51 126</b>		<b>TOTAL DE MARCHANDISE</b>
CORN	GREEK	5 502			5 502	GRECQ	MAIS
	LIBER	60 868			60 868	LIBER	
	CAN	7 214			7 214	CAN	
	OTHER	9 195			9 195	AUTRE	
<b>COMMODITY TOTAL</b>		<b>82 779</b>			<b>82 779</b>		<b>TOTAL DE MARCHANDISE</b>
OATS	PANAM		20 287		20 287	PANAM	AVOINE
	OTHER		46 237		46 237	AUTRE	
<b>COMMODITY TOTAL</b>			<b>66 524</b>		<b>66 524</b>		<b>TOTAL DE MARCHANDISE</b>
RYE	GREEK		17 096		17 096	GRECQ	SEIGLE
	OTHER		15 704		15 704	AUTRE	
<b>COMMODITY TOTAL</b>			<b>32 800</b>		<b>32 800</b>		<b>TOTAL DE MARCHANDISE</b>

TABLE 18. COMMODITIES LOADED FOR FOREIGN COUNTRIES BY COUNTRY OF DESTINATION, REGISTRY OF VESSEL AND CANADIAN REGION - 1977

TABLEAU 18. MARCHANDISES CHARGÉES À DESTINATION DE PAYS ÉTRANGERS SELON LE PAYS DE DESTINATION, L'IMMATRICULATION DU NAVIRE ET LA RÉGION DU CANADA - 1977

COUNTRY OF DESTINATION AND KIND OF CARGO		REGISTRY OF VESSEL	ATLANTIC ATLANTIQUE	GREAT LAKES GRANDS LACS	PACIFIC PACIFIQUE	TOTAL TOTAL	IMMATIC. DU NAVIRE	PAYS DE DESTINATION ET MARCHANDISE
GERMANY WEST WHEAT	CONT.	U K	38 508			38 508	R U	ALLEMAGNE O. BLE
		DENMK	8 554			8 554	DANMK	
		GER	47 250			47 250	ALL	
		GREEK	39 500			39 500	GRECQ	
		SWEDN	54 431			54 431	SUEDE	
		LIBER	58 676			58 676	LIBER	
		PANAM	15 750			15 750	PANAM	
		OTHER	63 738			63 738	AUTRE	
			<b>326 407</b>			<b>326 407</b>		<b>TOTAL DE MARCHANDISE CEREALES NON MOUL., NDA FRUITS, BAIES FRAIS</b>
		OTHER		656		656	AUTRE	
		U K			88	88	R U	
		DENMK	92		23	115	DANMK	
		PANAM			81	81	PANAM	
			<b>92</b>		<b>192</b>	<b>284</b>		<b>TOTAL DE MARCHANDISE FRUITS, BAIES CONGELES</b>
		NETH	5			5	P. BAS	
		NORW	36			36	NORV	
			<b>41</b>			<b>41</b>		<b>TOTAL DE MARCHANDISE LEGUMES, SECS</b>
		GER	3			3	ALL	BOYAUX A SAUCISSES
		GER		3		3	ALL	
		OTHER			963	963	AUTRE	FOIN, FOURRAGE, PAILLE
		DENMK	1 866			1 866	DANMK	PROV. D'ORIGINE ANIMALE
		NORW	408			408	NORV	
			<b>2 274</b>			<b>2 274</b>		<b>TOTAL DE MARCHANDISE CONC., PROV. COMPLETES</b>
		U K	7 218	8 322		15 540	R U	
		GREEK		19 386		19 386	GRECQ	
		LIBER		6 589	10 883	17 472	LIBER	
		JAPAN			7 636	7 636	JAPON	
		PANAM		1 016		1 016	PANAM	
			<b>7 218</b>	<b>35 313</b>	<b>18 519</b>	<b>61 050</b>		<b>TOTAL DE MARCHANDISE PR. BRUTS DE LA MAN. NDA GRAINE DE LIN</b>
		OTHER			1	1	AUTRE	
		U K		9 307	15 317	24 624	R U	
		GER		13 652		13 652	ALL	
		GREEK		6 391		6 391	GRECQ	
		NORW		2 769		2 769	NORV	
		LIBER		18 271	5 088	23 359	LIBER	
		PANAM		3 959		3 959	PANAM	
		OTHER		23 712		23 712	AUTRE	
				<b>78 061</b>	<b>20 405</b>	<b>98 466</b>		<b>TOTAL DE MARCHANDISE GRAINE DE MOUTARDE</b>
		NORW	777			777	NORV	
		LIBER		682		682	LIBER	
		OTHER		858		858	AUTRE	
			<b>777</b>	<b>1 540</b>		<b>2 317</b>		<b>TOTAL DE MARCHANDISE GRAINE DE COLZA</b>
		GREEK		5 940		5 940	GRECQ	
		ITALY		892		892	ITAL	
		LIBER		9 492		9 492	LIBER	
		PANAM		6 778		6 778	PANAM	
		OTHER		1 991		1 991	AUTRE	
				<b>25 093</b>		<b>25 093</b>		<b>TOTAL DE MARCHANDISE GRAINES, NOIX OLEAG. NDA</b>
		ITALY		6 998		6 998	ITAL	
		LIBER		5 000		5 000	LIBER	
				<b>11 998</b>		<b>11 998</b>		<b>TOTAL DE MARCHANDISE BITLES</b>
		SWEDN		119		119	SUEDE	
		GREEK	5 897		24 665	30 562	GRECQ	MINERAL, CONC. CUIVRE
		LIBER	4 141		52 769	56 910	LIBER	
		OTHER			4 994	4 994	AUTRE	
			<b>10 038</b>		<b>82 428</b>	<b>92 466</b>		<b>TOTAL DE MARCHANDISE MINERAL, CONC. DE FER</b>
		GER	225 574			225 574	ALL	
		GREEK	11 952			11 952	GRECQ	
		NORW	124 364			124 364	NORV	
		LIBER	77 585			77 585	LIBER	
		JAPAN	149 769			149 769	JAPON	
		OTHER	265 745			265 745	AUTRE	
			<b>854 989</b>			<b>854 989</b>		<b>TOTAL DE MARCHANDISE MINERAL, CONC. DE ZINC</b>
		U K			5 299	5 299	R U	
		SWEDN			5 578	5 578	SUEDE	
					<b>10 877</b>	<b>10 877</b>		<b>TOTAL DE MARCHANDISE MINERAIS ET CONC. NDA DECHETS METAL. NON FER. POUSS. GUEUL. SCOP. PROD. CHARBON BITUMINEUX</b>
		NORW	2 199		4 082	6 281	NORV	
		OTHER				2 199	AUTRE	
		LIBER	7 620			7 620	LIBER	
		U K	26 308			26 308	R U	
		GER	29 937			29 937	ALL	
		GREEK	27 216			27 216	GRECQ	
		NORW	50 802			50 802	NORV	
		SWEDN	27 216			27 216	SUEDE	
		LIBER	70 561			70 561	LIBER	
		OTHER	23 587			23 587	AUTRE	
			<b>255 627</b>			<b>255 627</b>		<b>TOTAL DE MARCHANDISE AMIANTE</b>
		GER	3 714		4 847	8 561	ALL	
		OTHER	3 901		4 847	8 748	AUTRE	
			<b>7 615</b>		<b>4 847</b>	<b>12 462</b>		<b>TOTAL DE MARCHANDISE PIERRE BRUTE NDA DECHETS ET REBUTS NDA</b>
		DENMK		1		1	DANMK	
		GER	6			6	ALL	
		OTHER	3 359			3 359	AUTRE	
			<b>3 365</b>			<b>3 365</b>		<b>TOTAL DE MARCHANDISE CUIR</b>
		GER	1			1	ALL	DEMI-PROD. CAOUTCHOUC
		SWEDN	51			51	SUEDE	

TABLE 18. COMMODITIES LOADED FOR FOREIGN COUNTRIES BY COUNTRY OF DESTINATION, REGISTRY OF VESSEL AND CANADIAN REGION - 1977

TABLEAU 18. MARCHANDISES CHARGÉES À DESTINATION DE PAYS ÉTRANGERS SELON LE PAYS DE DESTINATION, L'IMMATRICULATION DU NAVIRE ET LA RÉGION DU CANADA - 1977

COUNTRY OF DESTINATION AND KIND OF CARGO	REGISTRY OF VESSEL	METRIC TONNES - TONNES METRIQUE			TOTAL	IMMATIC. DU NAVIRE	PAYS DE DESTINATION ET MARCHANDISE		
		ATLANTIC ATLANTIQUE	GREAT LAKES GRANDS LACS	PACIFIC PACIFIQUE			TOTAL		
GERMANY WEST CCNT. LUMBER AND TIMBER	U K	8 761		9 818	18 579	R U	ALLEMAGNE D.	SUITE	
	DENMK	219	1 349		1 568	DANMK	BOIS D'OEUVRE ET CHARP.		
	GER	1 264	3 008	3 039	7 311	ALL			
	GREEK			25 120	25 120	GRECQ			
	NORW	125	190	17 456	17 771	NDRV			
	SWEDN		118	1 584	1 702	SUEDE			
	LIBER			3 584	3 584	LIBER			
OTHER	99		6 108	6 207	AUTRE				
COMMODITY TOTAL SHINGLES AND SHAKES		10 468	4 665	66 709	81 842		TOTAL DE MARCHANDISE BARDEAUX, BARD. FACADE		
COMMODITY TOTAL VENEER, PLYWOOD	U K	65		95	95	R U			
	GER	10		445	445	GRECQ			
	GREEK			399	399	NDRV			
	LIBER			10	10	LIBER			
COMMODITY TOTAL			949	949		TOTAL DE MARCHANDISE PLACAGES, CONTRE-PLAQ.			
COMMODITY TOTAL COOPERAGE STOCK WOOD FAB. MATERIALS	U K	65		3 261	3 326	R U			
	GER	10		10	10	ALL			
	GREEK			4 015	4 015	GRECQ			
	NORW			3 477	3 477	NDRV			
	LIBER			2 438	2 438	LIBER			
OTHER			1 206	1 206	AUTRE				
COMMODITY TOTAL		75		14 397	14 472		TOTAL DE MARCHANDISE DEMI-PROD. TONNELLERIE DEMI-PRODUITS EN BOIS		
COMMODITY TOTAL PULP	GER	325			325	ALL			
	NORW			80	80	NORV			
	SWEDN	550	29		579	SUEDE			
	OTHER	113			113	AUTRE			
	COMMODITY TOTAL		663	29	80	772		TOTAL DE MARCHANDISE PATE	
COMMODITY TOTAL NEWSPRINT PAPER	U K	33 185		22 792	55 977	R U			
	DENMK	1 314			1 314	DANMK			
	GER	4 735		5 536	10 271	ALL			
	GREEK	2 722		24 708	27 430	GRECQ			
	NORW	16 685		120 842	137 527	NDRV			
	SWEDN			11 732	11 732	SUEDE			
	LIBER			1 518	1 518	LIBER			
	PANAM	4 773			4 773	PANAM			
	OTHER	9 761	1 955	26 244	37 960	AUTRE			
	COMMODITY TOTAL		73 175	1 955	213 372	288 502		TOTAL DE MARCHANDISE PAPIER JOURNAL	
COMMODITY TOTAL PAPER NES	U K	13 455			13 455	R U			
	DENMK	4 990			4 990	DANMK			
	GER	18 600			18 600	ALL			
	NETH	1 814			1 814	P.BAS			
	NORW	9 135		200	9 335	NORV			
	SWEDN	2 268			2 268	SUEDE			
	LIBER	3 730			3 730	LIBER			
	OTHER	3 396			3 396	AUTRE			
	COMMODITY TOTAL		57 388		200	57 588		TOTAL DE MARCHANDISE PAPIER NDA	
	OTHER		94		440	440	NORV		
COMMODITY TOTAL		94		440	534		TOTAL DE MARCHANDISE CARTON		
COMMODITY TOTAL BLDG. PAPER AND BOARD	U K	25 517		5 065	30 582	R U			
	DENMK	222			222	DANMK			
	GER	894			894	ALL			
	GREEK	2 321		1 892	4 213	GRECQ			
	NETH	460			460	P.BAS			
	NORW	9 615		2 212	11 827	NDRV			
	SWEDN			6 579	6 579	SUEDE			
	LIBER			4 697	4 697	LIBER			
	OTHER	1 874		20 445	61 348	AUTRE			
	COMMODITY TOTAL		40 903		132	132		TOTAL DE MARCHANDISE PLAQ. CONSTR., PAP./CART. OUVR. EN MAT. TEXT. NDA	
OTHER		2		2	AUTRE				
COMMODITY TOTAL		1		1	1	NORV			
COMMODITY TOTAL		3		3	3		TOTAL DE MARCHANDISE HUIL. DE POISSON, AN. MAR		
COMMODITY TOTAL FISH, MARINE ANIMAL OIL	DENMK	58			58	DANMK			
	NORW	1 547			1 547	NORV			
COMMODITY TOTAL		1 605			1 605		TOTAL DE MARCHANDISE HUIL. MAT. GRAS. VEG. NDA		
COMMODITY TOTAL VEG. OILS, FATS NES	GER			4	4	ALL			
	LIBER		1 353		1 353	LIBER			
	GER				2	ALL			
	U K	36			36	R U			
COMMODITY TOTAL		39			39	SUEDE		TOTAL DE MARCHANDISE PROD. CHIM. INDRG. NDA PROD. CHIM. ORGAN. NDA	
COMMODITY TOTAL SYNTHETIC RUBBER	SWEDN	49			49	SUEDE			
	OTHER	99			99	AUTRE			
	DENMK	1			1	DANMK			
	SWEDN		24		24	SUEDE			
	OTHER	80			80	AUTRE			
COMMODITY TOTAL		80	24		104		TOTAL DE MARCHANDISE CAOUTCHOUC SYNTHETIQUE MATIERES PLASTIQUES		
COMMODITY TOTAL PLASTIC MATERIALS	DENMK	497		283	780	DANMK			
	GER	1 336	1 133		2 469	ALL			
	NORW	748			748	NDRV			
	SWEDN	1 246	552		1 798	SUEDE			
	OTHER	113			113	AUTRE			
COMMODITY TOTAL		3 940	1 968		5 908		TOTAL DE MARCHANDISE MAT. COLDR. PIG. PEINTURE TUYAUX, TUBES FER, ACIER		
COMMODITY TOTAL COPPER AND ALLCS	DENMK	3			3	DANMK			
	GER	44			44	ALL			
	NORW	47			47	NDRV			
	OTHER	10			10	ALL			
COMMODITY TOTAL		10			10		TOTAL DE MARCHANDISE CUIVRE ET ALLIAGES		
COMMODITY TOTAL METAL FAB. BASIC PRDO.	DENMK	3			3	DANMK			
	GER	44			44	ALL			
	NORW	47			47	NDRV			
	OTHER	10			10	ALL			
COMMODITY TOTAL		10			10		TOTAL DE MARCHANDISE OUVR. DE BASE EN METAL		
COMMODITY TOTAL ASBESTOS BASIC PROD.	GER	44			44	ALL			
	GER	10			10	ALL			
COMMODITY TOTAL		10			10		TOTAL DE MARCHANDISE OUVR. DE BASE AMIANTE		



TABLE 18. COMMODITIES CARRIED FOR FOREIGN COUNTRIES BY COUNTRY OF DESTINATION, REGISTRY OF VESSEL AND CANADIAN REGION - 1977

TABLEAU 18. MARCHANDISES CHARGÉES A DESTINATION DE PAYS ÉTRANGERS SELON LE PAYS DE DESTINATION, L'IMMATRICULATION DU NAVIRE ET LA RÉGION DU CANADA - 1977

		METRIC TONNES - TONNES METRIQUE							
COUNTRY OF DESTINATION AND KIND OF CARGO	REGISTRY OF VESSEL	ATLANTIC ATLANTIQUE	GREAT LAKES GRANDS LACS	PACIFIC PACIFIQUE	TOTAL TOTAL	EMMATIC. DU NAVIRE	PAYS DE DESTINATION ET MARCHANDISE		
GERMANY WEST CONT. NON-MET. MIN. BASIC PROD MACHINERY NES	DENMK	1			1	DANMK	ALLEMAGNE O. SUITE PROD. MIN. NON-MET. BASE MACHINES NDA		
	DENMK	33			33	DANMK			
	GER	406	15		421	ALL			
	NORW	1			1	NORV			
	SWEDN	849	120		969	SUEDE			
	OTHER	398	43		441	AUTRE			
COMMODITY TOTAL		1 687	178		1 865		TOTAL DE MARCHANDISE		
PASS. AUTOS AND CHASSIS	U K	3			3	R U	VOITURES PART., CHASSIS		
	GER	4			4	ALL			
	SWEDN	297	38		335	SUEDE			
	OTHER	158	18		176	AUTRE			
COMMODITY TOTAL		462	56		518		TOTAL DE MARCHANDISE		
TRUCKS AND CHASSIS MOTOR VEHICLE ENGINES ROAD MOTOR VEH. NES SHIPS, AIRCRAFT, MIS. VEH	OTHER	14			14	AUTRE	CAMIONS ET CHASSIS MOTEURS DE VEH. AUTOM. VEH. AUTOM. ROUTIERS NDA NAVIRES, AVIONS, VEH. DIV		
	SWEDN	25			25	SUEDE			
	OTHER	1 315			1 315	AUTRE			
	DENMK		3		3	DANMK			
	GER	1			1	ALL			
	SWEDN	17			17	SUEDE			
	OTHER	13			13	AUTRE			
COMMODITY TOTAL		31	3		34		TOTAL DE MARCHANDISE		
EQUIPMENT MISC.	GER		7		7	ALL	MATERIEL DIVERS		
	NORW	17			17	NORV			
	SWEDN		43		43	SUEDE			
	OTHER	40			40	AUTRE			
COMMODITY TOTAL		57	50		107		TOTAL DE MARCHANDISE		
PERSONAL, HOUSEHOLD GOODS	DENMK		5		5	DANMK	ART. PERS. ET MENAGERS		
	GER	5			5	ALL			
	NORW					NORV			
COMMODITY TOTAL		5	5	43	53		TOTAL DE MARCHANDISE		
FIREARMS, AMMUNITION CONTAINERS, CLOSURES MISC. END PRODUCTS NES	GER		2 370		2 370	ALL	ARMES A FEU, MUNITIONS CONTENEURS, FERMETURES PRODUITS FINIS DIV. NDA		
	SWEDN			124	124	SUEDE			
	DENMK		2		2	DANMK			
	GER	1	5		6	ALL			
		OTHER	1	7		8			
COMMODITY TOTAL		139	9		148	DANMK	TOTAL DE MARCHANDISE		
GENERAL CARGO	GER	1	11		12	ALL	MARCHANDISES DIVERSES		
	NORW	5	1		6	NORV			
	SWEDN	390			390	SUEDE			
	OTHER	238			238	AUTRE			
		OTHER	773	21		794			
COMMODITY TOTAL		8 821	286	2 159	10 980	R U	TOTAL DE MARCHANDISE		
CONTAINERIZED FREIGHT	DENMK	135	286	1 431	1 852	DANMK	FRET CONTENEURESE		
	GER	4 783	1 560	2 347	8 690	ALL			
	GREEK	776	732	1 981	3 489	GRECQ			
	NETH	2 161			2 161	P. BAS			
	NORW	978	95	191	1 264	NORV			
	SWEDN	8 636	203	3 358	12 197	SUEDE			
	LIBER	643		229	872	LIBER			
	PANAM			830	830	PANAM			
	OTHER	2 757	122		2 879	AUTRE			
	COMMODITY TOTAL		29 690	2 998	12 526	45 214			TOTAL DE MARCHANDISE
	COUNTRY/REGION TOTAL		1 843 746*	295 699*	472 276*	2 611 721*			TOTAL DE PAYS/REGION
	<b>GREECE</b>								
	FISH, FRESH OR FROZEN	OTHER			6	6		AUTRE	POISSON, FRAIS OU CONG.
	FISH, CANNED	OTHER			52	52		AUTRE	POISSON EN BOITES
	SHELL FISH, NES	OTHER			1	1		AUTRE	MOLLUSQUES CRUST., NDA
MILK POWDER	GREEK	907			907	GRECQ	LAIT EN POUDDRE		
CORN	GREEK	7 265			7 265	GRECQ	MAIS		
WHEAT FLOUR	GREEK	105			105	GRECQ	FARINE DE BLE		
POTATOES	CAN	816			816	CAN	POMMES DE TERRE		
	OTHER	2 537			2 537	AUTRE			
COMMODITY TOTAL		3 353			3 353		TOTAL DE MARCHANDISE		
SOYA BEANS	LIBER	2 631			2 631	LIBER	GRAINE DE SOYA		
LOGS	GREEK	2			2	GRECQ	BILLES		
ZINC ORE AND CONC.	GREEK			10 497	10 497	GRECQ	MINERAL, CONC. DE ZINC		
ASBESTOS	GREEK	401			401	GRECQ	AMIANTE		
	OTHER	998		2 516	3 514	AUTRE			
COMMODITY TOTAL		1 399		2 516	3 915		TOTAL DE MARCHANDISE		
SULPHUR IN DRES	NORV			11 177	11 177	NORV	SOUFRE EN MINERAL		
CRUDE NON-MET. MIN. NES	GREEK	2 436			2 436	GRECQ	MIN. NON-MET. BRUTS NDA		
	LIBER	1 200			1 200	LIBER			
COMMODITY TOTAL		3 636			3 636		TOTAL DE MARCHANDISE		
LUMBER AND TIMBER	GREEK	3 182			3 182	GRECQ	BOIS D'OEUVRE ET CHARP.		
	ITALY			609	609	ITAL			
	OTHER			259	259	AUTRE			
COMMODITY TOTAL		3 182		868	4 050		TOTAL DE MARCHANDISE		
VENEER, PLYWOOD	OTHER			58	58	AUTRE	PLACAGES, CONTRE-PLAQ.		
WOOD FAB. MATERIALS	OTHER			18	18	AUTRE	DEMI-PRODUITS EN BOIS		
PULP	GREEK			10 548	10 548	GRECQ	PATE		
	PANAM			3 132	3 132	PANAM			
	OTHER	1 276		6 864	8 140	AUTRE			
COMMODITY TOTAL		1 276		20 544	21 820		TOTAL DE MARCHANDISE		
NEWSPRINT PAPER	GREEK	2 036			2 036	GRECQ	PAPIER JOURNAL		

TABLE 18. COMMODITIES LOADED FOR FOREIGN COUNTRIES BY COUNTRY OF DESTINATION, REGISTRY OF VESSEL AND CANADIAN REGION - 1977

TABLEAU 18. MARCHANDISES CHARGÉES À DESTINATION DE PAYS ÉTRANGERS SELON LE PAYS DE DESTINATION, L'IMMATICULATION DU NAVIRE ET LA RÉGION DU CANADA - 1977

		METRIC TONNES - TONNES MÉTRIQUE					
COUNTRY OF DESTINATION AND KIND OF CARGO	REGISTRY OF VESSEL	ATLANTIC ATLANTIQUE	GREAT LAKES GRANDS LACS	PACIFIC PACIFIQUE	TOTAL TOTAL	IMMATIC. OU NAVIRE	PAYS DE DESTINATION ET MARCHANDISE
<b>GREECE</b>	<b>CCNT.</b>						<b>GRECE</b>
	NORW	1 727			1 727	NORW	<b>SUITE</b>
	OTHER	1 953			1 953	AUTRE	
<b>COMMODITY TOTAL</b>		<b>5 716</b>			<b>5 716</b>		<b>TOTAL DE MARCHANDISE</b>
PAPER NES	GREEK	2			2	GRECQ	PAPIER NDA
	OTHER			21	21	AUTRE	
<b>COMMODITY TOTAL</b>		<b>2</b>		<b>21</b>	<b>23</b>		<b>TOTAL DE MARCHANDISE</b>
PAPERBOARD	U K	581			581	R U	CARTON
	GREEK	501			501	GRECQ	
	OTHER	833			833	AUTRE	
<b>COMMODITY TOTAL</b>		<b>1 915</b>			<b>1 915</b>		<b>TOTAL DE MARCHANDISE</b>
TEXTILE FAB.MTL NES	GREEK	4			4	GRECQ	OUVR.EN MAT.TEXT.NDA
	OTHER			45	45	AUTRE	
<b>COMMODITY TOTAL</b>		<b>4</b>		<b>45</b>	<b>49</b>		<b>TOTAL DE MARCHANDISE</b>
INORGANIC CHEM. NES	GREEK	5			5	GRECQ	PROD.CHM.INDRG.NDA
BRICKS,TILES NES	GREEK	30			30	GRECQ	BRIQUES,TILES NDA
MACHINERY NES	GREEK	32			32	GRECQ	MACHINES NDA
	OTHER			1	1	AUTRE	
<b>COMMODITY TOTAL</b>		<b>32</b>		<b>1</b>	<b>33</b>		<b>TOTAL DE MARCHANDISE</b>
PASS.AUTOS AND CHASSIS	GREEK	2			2	GRECQ	VOITURES PART.,CHASSIS
MOTOR VEHICLE ENGINES	GREEK	9			9	GRECQ	MOTEURS DE VEH.AUTOM.
RUBBER TIRES AND TUBES	GREEK	27			27	GRECQ	PNEUS, CHAMBRES A AIR
PERSONAL,HOUSEHOLD GOODS	GREEK	1			1	GRECQ	ART.PERS.ET MENAGERS
	OTHER			5	5	AUTRE	
<b>COMMODITY TOTAL</b>		<b>1</b>		<b>5</b>	<b>6</b>		<b>TOTAL DE MARCHANDISE</b>
CONTAINERIZED FREIGHT	GER	2 915			2 915	ALL	FRET CONTENEURESE
	GREEK	70			70	GRECQ	
	LIBER	3 161			3 161	LIBER	
	OTHER	10 323		3	10 326	AUTRE	
<b>COMMODITY TOTAL</b>		<b>16 469</b>		<b>3</b>	<b>16 472</b>		<b>TOTAL DE MARCHANDISE</b>
<b>COUNTRY/REGION TOTAL</b>		<b>47 968*</b>	<b>*</b>	<b>45 812*</b>	<b>93 780*</b>		<b>TOTAL DE PAYS/REGION</b>
<b>ICELAND</b>							<b>ISLANDE</b>
WHEAT FLOUR	OTHER	1 145			1 145	AUTRE	FARINE DE BLE
SPICES	OTHER	4			4	AUTRE	ÉPICES
MISC.FOOD PREP.NES	OTHER	2			2	AUTRE	DIV.PREP.ALIM.NDA
CONC.COMPLETE FEEDS	OTHER	570			570	AUTRE	CONC.,PROV.COMPLETES
PAPERBOARD	OTHER	311			311	AUTRE	CARTON
WIRE	OTHER	2			2	AUTRE	FIL MÉTALLIQUE
PASS.AUTOS AND CHASSIS	OTHER	3			3	AUTRE	VOITURES PART.,CHASSIS
MOTOR VEHICLE ENGINES	OTHER	3			3	AUTRE	MOTEURS DE VEH.AUTOM.
ROAD MOTOR VEH. NES	OTHER	1			1	AUTRE	VEH.AUTOM.RGUTIERES NDA
RUBBER TIRES AND TUBES	OTHER	31			31	AUTRE	PNEUS, CHAMBRES A AIR
MISC. END PRODUCTS NES	OTHER	9			9	AUTRE	PRODUITS FINIS DIV.NDA
<b>COUNTRY/REGION TOTAL</b>		<b>2 081*</b>	<b>*</b>	<b>*</b>	<b>2 081*</b>		<b>TOTAL DE PAYS/REGION</b>
<b>IRELAND</b>							<b>IRLANDE</b>
OATS	OTHER		3 049		3 049	AUTRE	AVOINE
CONC.COMPLETE FEEDS	OTHER		13 143		13 143	AUTRE	CONC.,PROV.COMPLETES
LUMBER AND TIMBER	U K			8 421	8 421	R U	BOIS DŒUVRE ET CHARP.
	GREEK	8 821		2 191	11 012	GRECQ	
	NETH	1 206			1 206	P.BAS	
	NORW			2 705	2 705	NORV	
	PANAM	1 394			1 394	PANAM	
	OTHER	4 111			6 379	AUTRE	
<b>COMMODITY TOTAL</b>		<b>15 532</b>		<b>2 268</b>	<b>31 117</b>		<b>TOTAL DE MARCHANDISE</b>
SHINGLES AND SHAKES	U K			5	5	R U	BARDEAUX,BARD.FAÇADE
VENEER,PLYWOOD	U K			859	859	R U	PLACAGES,CONTRE-PLAQ.
	NORW			33	33	NORV	
	OTHER			254	254	AUTRE	
<b>COMMODITY TOTAL</b>				<b>1 146</b>	<b>1 146</b>		<b>TOTAL DE MARCHANDISE</b>
PULP	U K			519	519	R U	PÂTE
	DENMK	1 007			1 007	DANMK	
	OTHER	1 036	1 037		2 073	AUTRE	
<b>COMMODITY TOTAL</b>		<b>2 043</b>	<b>1 037</b>	<b>519</b>	<b>3 599</b>		<b>TOTAL DE MARCHANDISE</b>
NEWSPRINT PAPER	OTHER	10 869			10 869	AUTRE	PAPIER JOURNAL
PAPERBOARD	U K			51	51	R U	CARTON
ALUMINIUM	OTHER	68			68	AUTRE	ALUMINIUM
CONTAINERIZED FREIGHT	U K	13 720			13 720	R U	FRET CONTENEURESE
	OTHER	940			940	AUTRE	
<b>COMMODITY TOTAL</b>		<b>14 660</b>			<b>14 660</b>		<b>TOTAL DE MARCHANDISE</b>
<b>COUNTRY/REGION TOTAL</b>		<b>43 172*</b>	<b>17 229*</b>	<b>17 306*</b>	<b>77 707*</b>		<b>TOTAL DE PAYS/REGION</b>
<b>ITALY</b>							<b>ITALIE</b>
FISH,FRESH OR FROZEN	ITALY			373	373	ITAL	POISSON,FRAIS OU CONG.
	OTHER			73	73	AUTRE	
<b>COMMODITY TOTAL</b>				<b>446</b>	<b>446</b>		<b>TOTAL DE MARCHANDISE</b>
FISH,CANNED	ITALY			56	56	ITAL	POISSON EN BOITES
	OTHER			5	5	AUTRE	
<b>COMMODITY TOTAL</b>				<b>61</b>	<b>61</b>		<b>TOTAL DE MARCHANDISE</b>
BARLEY	GER	45 962			45 962	ALL	ORGE

TABLE 13. COMMODITIES LOADED FOR FOREIGN COUNTRIES BY COUNTRY OF DESTINATION, REGISTRY OF VESSEL AND CANADIAN REGION - 1977

TABLEAU 13. MARCHANDISES CHARGÉES À DESTINATION DE PAYS ÉTRANGERS SELON LE PAYS DE DESTINATION, L'IMMATRICULATION DU NAVIRE ET LA RÉGION DU CANADA - 1977

		METRIC TONNES - TONNES METRIQUE							
COUNTRY OF DESTINATION AND KIND OF CARGO	REGISTRY OF VESSEL	ATLANTIC ATLANTIQUE	GREAT LAKES GRANDS LACS	PACIFIC PACIFIQUE	TOTAL TOTAL	IMMATIC. DU NAVIRE	PAYS DE DESTINATION ET MARCHANDISE		
ITALY	CONT.						ITALIE	SUITE	
	GREEK	37 391			37 391	GRECO			
	ITALY	505 277			505 277	ITAL			
	NETH	35 589			35 589	P.BAS			
	NORW			41 587	41 587	NORV			
	LIBER	61 648		45 824	107 472	LIBER			
	PANAM	6 401			6 401	PANAM			
	OTHER	5 080			5 080	AUTRE			
COMMODITY TOTAL		697 748		87 411	785 159		TOTAL DE MARCHANDISE		
CORN	GREEK	22 048			22 048	GRECO	MAIS		
	PANAM	17 926			17 926	PANAM			
	OTHER	7 620			7 620	AUTRE			
COMMODITY TOTAL		47 594			47 594		TOTAL DE MARCHANDISE		
OATS	GREEK		25 258		25 258	GRECO	AVOINE		
	ITALY		13 500		13 500	ITAL			
	LIBER		11 380		11 380	LIBER			
COMMODITY TOTAL			50 138		50 138		TOTAL DE MARCHANDISE		
WHEAT	U K	165 741			165 741	R U	BLE		
	GER	72 112			72 112	ALL			
	GREEK	135 854			135 854	GRECO			
	ITALY	194 656			194 656	ITAL			
	NETH	37 869			37 869	P.BAS			
	NORW	123 035			123 035	NORV			
	LIBER	208 623			208 623	LIBER			
	PANAM	115 196			115 196	PANAM			
	CAN	23 742			23 742	CAN			
	OTHER	89 234			89 234	AUTRE			
COMMODITY TOTAL		1 166 062			1 166 062		TOTAL DE MARCHANDISE		
POTATOES	CAN	209			209	CAN	POMMES DE TERRE		
	OTHER	7 000			7 000	AUTRE			
COMMODITY TOTAL		7 209			7 209		TOTAL DE MARCHANDISE		
VEGETABLES, DRIED	OTHER		71		71	AUTRE	LEGUMES, SECS		
CONC. COMPLETE FEEDS	OTHER			90	90	AUTRE	CONC., PROV. COMPLETES		
CRUD ANIMAL PROD. NES	ITALY			4	4	ITAL	PR. BRUTS ORIG. ANIM. NDA		
	OTHER	2			2	AUTRE			
COMMODITY TOTAL		2		4	6		TOTAL DE MARCHANDISE		
SEEDS FOR SOWING NES	OTHER	7			7	AUTRE	GRAINES DE SEMENCE NDA		
RAPESEED	JAPAN			1 930	1 930	JAPON	GRAINE DE COLZA		
LDGS	OTHER	435			435	AUTRE	BILLES		
PULPWOOD	GER	2 873			2 873	ALL	BDIS A PATE		
	OTHER			1 100	1 100	AUTRE			
COMMODITY TOTAL		2 873		1 100	3 973		TOTAL DE MARCHANDISE		
TEXTILE FIBRES NES	OTHER		4		4	AUTRE	FIBRES TEXTILES NDA		
IRON ORE AND CONC	GER	46 292			46 292	ALL	MINERAL, CONC. DE FER		
	ITALY	1 308 736			1 308 736	ITAL			
	NORW	157 790			157 790	NORV			
	LIBER	234 548			234 548	LIBER			
	JAPAN	85 198			85 198	JAPON			
	OTHER	50 427			50 427	AUTRE			
COMMODITY TOTAL		1 882 991			1 882 991		TOTAL DE MARCHANDISE		
ZINC ORE AND CONC.	OTHER	13 734			13 734	AUTRE	MINERAL, CONC. DE ZINC		
ORES AND CONC. NES	ITALY			6	6	ITAL	MINERAIS ET CONC. NDA		
IRON AND STEEL SCRAP	GREEK	8 636			8 636	GRECO	DECHETS DE FER, DACIER		
	OTHER	13 206			13 206	AUTRE			
COMMODITY TOTAL		21 842			21 842		TOTAL DE MARCHANDISE		
COAL, BITUMINOUS	ITALY	33 493			33 493	ITAL	CHARBON BITUMINEUX		
ASBESTOS	ITALY			2 740	2 740	ITAL	AMIANTE		
	OTHER			649	649	AUTRE			
COMMODITY TOTAL				3 389	3 389		TOTAL DE MARCHANDISE		
STONE, CRUDE NES	OTHER	112			112	AUTRE	PIERRE BRUTE NDA		
SULPHUR IN ORES	GREEK			72 155	72 155	GRECO	SOUFRE EN MINERAL		
	ITALY			18 797	18 797	ITAL			
	LIBER			121 774	121 774	LIBER			
	OTHER			36 591	36 591	AUTRE			
COMMODITY TOTAL				249 317	249 317		TOTAL DE MARCHANDISE		
CRUDE NON-MET. MIN. NES	GREEK	3 016			3 016	GRECO	MIN. NON-MET. BRUTS NDA		
	LIBER	4 014			4 014	LIBER			
COMMODITY TOTAL		7 030			7 030		TOTAL DE MARCHANDISE		
LUMBER AND TIMBER	U K			91	91	R U	BOIS OEUVRE ET CHARP.		
	DENMK		653		653	DANMK			
	GREEK			2 584	2 584	GRECO			
	ITALY			9 305	9 305	ITAL			
	NORW			4 080	4 080	NORV			
	LIBER			3 939	3 939	LIBER			
	JAPAN			1 889	1 889	JAPON			
	PANAM			214	214	PANAM			
	OTHER		1 184	6 705	7 889	AUTRE			
COMMODITY TOTAL			1 837	28 807	30 644		TOTAL DE MARCHANDISE		
SHINGLES AND SHAKES	JAPAN			3	3	JAPON	BARDEAUX, BARD. FACON		
VENEER, PLYWOOD	ITALY			1 878	1 878	ITAL	PLACAGES, CONTRE-PLAQ.		
	NORW			40	40	NORV			
	LIBER			57	57	LIBER			
	JAPAN			54	54	JAPON			
	OTHER			807	807	AUTRE			
COMMODITY TOTAL				2 836	2 836		TOTAL DE MARCHANDISE		
PULP	U K	9 924			9 924	R U	PATE		
	GER	5 714			5 714	ALL			



TABLE 18. COMMODITIES LOADED FOR FOREIGN COUNTRIES BY COUNTRY OF DESTINATION, REGISTRY OF VESSEL AND CANADIAN REGION - 1977

TABLEAU 18. MARCHANDISES CHARGÉES À DESTINATION DE PAYS ÉTRANGERS SELON LE PAYS DE DESTINATION, L'IMMATRICULATION DU NAVIRE ET LA RÉGION DU CANADA - 1977

COUNTRY OF DESTINATION AND KIND OF CARGO		REGISTRY OF VESSEL	ATLANTIC ATLANTIQUE	GREAT LAKES GRANDS LACS	PACIFIC PACIFIQUE	TOTAL TOTAL	IMMATIC. DU NAVIRE	PAYS DE DESTINATION ET MARCHANDISE
<b>ITALY</b>	<b>CCNT.</b>							<b>ITALIE SUITE</b>
		GREEK	2 539		15 198	17 737	GRECQ	
		ITALY			20 929	20 929	ITAL	
		NORW	36 090		67 695	103 785	NORV	
		LIBER			18 868	18 868	LIBER	
		JAPAN			8 577	8 577	JAPON	
		PANAM			7 978	7 978	PANAM	
		OTHER	40 954		68 351	109 305	AUTRE	
	<b>COMMODITY TOTAL</b>		<b>95 221</b>		<b>214 741</b>	<b>309 962</b>		<b>TOTAL DE MARCHANDISE</b>
	NEWSPRINT PAPER	GREEK				997	GRECQ	PAPIER JOURNAL
	PAPER NES	GREEK				993	GRECQ	PAPIER NDA
	PAPERBOARD	ITALY			2 145	2 145	ITAL	CARTON
		OTHER	600			600	AUTRE	
	<b>COMMODITY TOTAL</b>		<b>600</b>		<b>2 145</b>	<b>2 745</b>		<b>TOTAL DE MARCHANDISE</b>
	TEXTILE FAB.MTL NES	ITALY			1	1	ITAL	OUVR.EN MAT.TEXT.NDA
	INORGANIC CFEMS. NES	ITALY			146	146	ITAL	PROD.CHIM.INORG.NDA
		OTHER	2		72	74	AUTRE	
	<b>COMMODITY TOTAL</b>		<b>2</b>		<b>218</b>	<b>220</b>		<b>TOTAL DE MARCHANDISE</b>
	ORGANIC CHEMICALS NES	NORW	10 807			10 807	NORV	PROD.CHIM.ORGAN.NDA
	PLASTIC MATERIALS	OTHER	4		72	76	AUTRE	MATIERES PLASTIQUES
	PIG IRON	GREEK	5 249			5 249	GRECQ	FER EN GUEUSE
		ITALY	4 064			4 064	ITAL	
		NORW	9 652			9 652	NORV	
		LIBER	24 425			24 425	LIBER	
		OTHER	6 096			6 096	AUTRE	
	<b>COMMODITY TOTAL</b>		<b>49 486</b>			<b>49 486</b>		<b>TOTAL DE MARCHANDISE</b>
	PLATE & SHEET STEEL	GREEK		11 379		11 379	GRECQ	TOLES,FEUILLES DACIER
		ITALY		15 906		15 906	ITAL	
		JAPAN		9 463		9 463	JAPON	
		PANAM		9 064		9 064	PANAM	
		OTHER		6 623		6 623	AUTRE	
	<b>COMMODITY TOTAL</b>			<b>52 435</b>		<b>52 435</b>		<b>TOTAL DE MARCHANDISE</b>
	STRUCTURAL SHAPES	ITALY		3 420		3 420	ITAL	PROFILES DE CONSTRUCT.
		PANAM		1 241		1 241	PANAM	
	<b>COMMODITY TOTAL</b>			<b>4 661</b>		<b>4 661</b>		<b>TOTAL DE MARCHANDISE</b>
	LEAD AND ALLOYS	ITALY			490	490	ITAL	PLOMB ET ALLIAGES
		JAPAN			199	199	JAPON	
	<b>COMMODITY TOTAL</b>				<b>689</b>	<b>689</b>		<b>TOTAL DE MARCHANDISE</b>
	NON-FERROUS METALS NES	ITALY		130		139	ITAL	METAUX NON-FERREUX NDA
		OTHER			9	7	AUTRE	
	<b>COMMODITY TOTAL</b>			<b>130</b>		<b>146</b>		<b>TOTAL DE MARCHANDISE</b>
	METAL FAB.BASIC PRCD.	OTHER			2	2	AUTRE	OUVR.DE BASE EN METAL
	NON-MET.MIN.BASIC PROD	ITALY	3 000			3 000	ITAL	PROD.MIN.NON-MET.BASE
		OTHER			4	4	AUTRE	
	<b>COMMODITY TOTAL</b>		<b>3 000</b>			<b>3 004</b>		<b>TOTAL DE MARCHANDISE</b>
	MACHINERY NES	ITALY			46	46	ITAL	MACHINES NDA
		LIBER			5	5	LIBER	
		OTHER	16		3	19	AUTRE	
	<b>COMMODITY TOTAL</b>		<b>16</b>		<b>54</b>	<b>70</b>		<b>TOTAL DE MARCHANDISE</b>
	PASS.AUTCS AND CHASSIS	ITALY			4	4	ITAL	VOITURES PART.,CHASSIS
	MOTOR VEHICLE ENGINES	OTHER		9		9	AUTRE	MOTEURS DE VEH.AUTOM.
	EQUIPMENT MISC.	ITALY			17	17	ITAL	MATERIEL DIVERS
		OTHER			1	1	AUTRE	
	<b>COMMODITY TOTAL</b>				<b>18</b>	<b>18</b>		<b>TOTAL DE MARCHANDISE</b>
	PERSONAL,HOUSEHOLD GOODS	ITALY			3	3	ITAL	ART.PERS.ET MENAGERS
		OTHER	22	2	2	26	AUTRE	
	<b>COMMODITY TOTAL</b>		<b>22</b>	<b>2</b>	<b>5</b>	<b>29</b>		<b>TOTAL DE MARCHANDISE</b>
	MISC. END PRODUCTS NES	OTHER	1			1	AUTRE	PRODUITS FINIS DIV.NDA
	GENERAL CARGO	LIBER	1			1	LIBER	MARCHANDISES DIVERSES
	CONTAINERIZED FREIGHT	GER	13 438			13 438	ALL	FRET CONTENEURESE
		ITALY	34 658		1 917	36 575	ITAL	
		LIBER	7 784		48	7 832	LIBER	
		JAPAN			72	72	JAPON	
		PANAM	13 022			13 022	PANAM	
		OTHER	46 958	71	916	47 945	AUTRE	
	<b>COMMODITY TOTAL</b>		<b>115 860</b>	<b>71</b>	<b>2 953</b>	<b>118 884</b>		<b>TOTAL DE MARCHANDISE</b>
	<b>COUNTRY/REGION TOTAL</b>		<b>4 158 142*</b>	<b>109 358*</b>	<b>596 322*</b>	<b>4 863 822*</b>		<b>TOTAL DE PAYS/REGION</b>
<b>NETHERLANDS</b>								<b>PAYS-BAS</b>
MEAT,FRESH OR FROZEN	U K	363				363	R U	VIANDE,FRAICHE / CONG.
	OTHER	64				64	AUTRE	
<b>COMMODITY TOTAL</b>		<b>427</b>				<b>427</b>		<b>TOTAL DE MARCHANDISE</b>
FISH,FRESH OR FROZEN	U K	308		2 933		3 241	R U	POISSON,FRAIS OU CONG.
	DENMK	567		63		630	DANMK	
	NETH	4 182				4 182	P.BAS	
	LIBER	6				6	LIBER	
	PANAM	903		912		1 815	PANAM	
	OTHER	518				518	AUTRE	
<b>COMMODITY TOTAL</b>		<b>6 484</b>		<b>3 908</b>		<b>10 392</b>		<b>TOTAL DE MARCHANDISE</b>
FISH,SALTED OR CURED	DENMK	70				70	DANMK	POISSON,SALE OU FUME
	NETH	109				109	P.BAS	
<b>COMMODITY TOTAL</b>		<b>179</b>				<b>179</b>		<b>TOTAL DE MARCHANDISE</b>
FISH,CANNED	OTHER			4		4	AUTRE	POISSON EN BOITES
SHELL FISH,NES	NETH	6				6	P.BAS	MOLLUSQUES CRUST.,NDA
	OTHER	11				11	AUTRE	
<b>COMMODITY TOTAL</b>		<b>17</b>				<b>17</b>		<b>TOTAL DE MARCHANDISE</b>

TABLE 16. COMMODITIES LOADED FOR FOREIGN COUNTRIES BY COUNTRY OF DESTINATION, REGISTRY OF VESSEL AND CANADIAN REGION - 1977

TABLÉAU 16. MARCHANDISES CHARGÉES À DESTINATION DE PAYS ÉTRANGERS SELON LE PAYS DE DESTINATION, L'IMMATRICULATION DU NAVIRE ET LA RÉGION DU CANADA - 1977

COUNTRY OF DESTINATION AND KIND OF CARGO		REGISTRY OF VESSEL	METRIC TONNES - TONNES MÉTRIQUE				TOTAL	IMMATIC. DU NAVIRE	PAYS DE DESTINATION ET MARCHANDISE	
			ATLANTIC ATLANTIQUE	GREAT LAKES GRANDS LACS	PACIFIC PACIFIQUE	TOTAL			PAYS-BAS ORGE	SUITE
NETHERLANDS CONT. BARLEY		GREEK	6 066	2 845		8 911	GREGQ			
		NORW	36 581			36 581	NORV			
		LIBER	7 388	4 572	3 592	15 552	LIBER			
		OTHER	181			181	AUTRE			
COMMODITY TOTAL			50 216	7 417	3 592	61 225		TOTAL DE MARCHANDISE		
CORN		U K	567			567	R U		MAIS	
		GREEK	3 251			3 251	GREGQ			
		NORW	38 048			38 048	NORV			
		OTHER	17 727			17 727	AUTRE			
COMMODITY TOTAL			59 593			59 593		TOTAL DE MARCHANDISE		
OATS		U K		15 202		15 202	R U		AVOINE	
		GREEK		2 883		2 883	GREGQ			
		NORW	4 221			4 221	NORV			
		LIBER		7 895		7 895	LIBER			
		PANAM		15 574		15 574	PANAM			
COMMODITY TOTAL			4 221	48 102		52 323		TOTAL DE MARCHANDISE		
RYE		GREEK		5 228		5 228	GREGQ		SEIGLE	
		NORW	4 626			4 626	NORV			
		LIBER		3 000		3 000	LIBER			
COMMODITY TOTAL			4 626	8 228		12 854		TOTAL DE MARCHANDISE		
WHEAT		U K	47 897	9 900		57 797	R U		BLE	
		GER	8 636			8 636	ALL			
		GREEK	93 650		19 304	112 954	GREGQ			
		NORW	61 927			61 927	NORV			
		LIBER	114 680	16 300		130 980	LIBER			
		PANAM	12 095			12 095	PANAM			
		OTHER	133 051	3 747		136 798	AUTRE			
	COMMODITY TOTAL			471 936	29 947	19 304	521 187		TOTAL DE MARCHANDISE	
CEREALS UNMILLED, NES FRESH FRUITS, BERRIES POTATDES		U K		462		462	R U		CEREALES NON MOULUES, NEA FRUITS, BAIES, FRUITS POMMES DE TERRE	
		U K			44	44	R U			
		U K	4 764			4 764	R U			
		PANAM	4 505			4 505	PANAM			
		OTHER	4 107			4 107	AUTRE			
COMMODITY TOTAL			13 376			13 376		TOTAL DE MARCHANDISE		
SAUSAGE SKINS, CASINGS HULLS, SCREENINGS, CHAFF		NORW	3			3	NORV		ROYAUX A SAUCISSEES	
		U K	5 131	4 694		9 825	R U		ECOLURES, CRIBLURES, BAL	
		GREEK		328		328	GREGQ			
		LIBER		1 349	2 750	4 099	LIBER			
		PANAM		443		443	PANAM			
		OTHER		12 773	845	13 618	AUTRE			
COMMODITY TOTAL			5 131	19 587	3 595	28 313		TOTAL DE MARCHANDISE		
BRAN, SHORTS, MIDDLINGS GROUND CEREALS NES SOYA, OIL MEAL, CAKE FEEDS, VEGETABLE ORIGIN		U K	3 351			3 351	R U		SON, ISSUES DE CEREALES	
		U K	2 754			2 754	R U		CEREALES MOULUES NDA	
		GREEK		3 201		3 201	GREGQ		FARINE TOUR, GR, SOYA	
		GREEK	7 112			7 112	GREGQ		PROV. D'ORIGINE VEGETALE	
		LIBER	6 808			6 808	LIBER			
		OTHER	7 620			7 620	AUTRE			
	COMMODITY TOTAL			21 540			21 540		TOTAL DE MARCHANDISE	
CONC. COMPLETE FEEDS		U K	11 042	20 572	703	32 317	R U		CONC., PRDV. COMPLETEES	
		GREEK	8 166	16 313		24 479	GREGQ			
		NORW	15 477			15 477	NORV			
		SWEDN	5 443			5 443	SUEDE			
		LIBER	7 620		23 182	30 802	LIBER			
		JAPAN			6 043	6 043	JAPON			
		PANAM		1 000		1 000	PANAM			
		OTHER	29 619	19 077	5 273	53 969	AUTRE			
	COMMODITY TOTAL			77 367	56 962	35 201	169 530		TOTAL DE MARCHANDISE	
	FLAXSEED		U K		23 776	4 648	28 424	R U		GRAINE DE LIN
		GREEK		24 793	8 281	33 074	GREGQ			
		LIBER	295	11 529	1 340	13 164	LIBER			
		PANAM		4 992		4 992	PANAM			
		OTHER		33 890		33 890	AUTRE			
COMMODITY TOTAL				295	98 980	14 269	113 544		TOTAL DE MARCHANDISE	
MUSTARD SEED		U K		5 706		5 706	R U		GRAINE DE MOUTARDE	
		GREEK		10 134		10 134	GREGQ			
		OTHER		694		694	AUTRE			
COMMODITY TOTAL			16 534			16 534		TOTAL DE MARCHANDISE		
RAPESEED		U K		3 306	34 541	37 847	R U		GRAINE DE COLZA	
		GREEK		30 306	3 751	34 057	GREGQ			
		NORW			3 246	3 246	NORV			
		LIBER		10 479	49 108	59 587	LIBER			
		PANAM		11 336		11 336	PANAM			
		OTHER		25 502	1 908	27 410	AUTRE			
COMMODITY TOTAL			80 929	92 554		173 483		TOTAL DE MARCHANDISE		
SOYA BEANS		U K	15 241			15 241	R U		GRAINE DE SOYA	
		GREEK	6 950			6 950	GREGQ			
		NORW	18 289			18 289	NORV			
		LIBER	203			203	LIBER			
COMMODITY TOTAL			49 161			49 161		TOTAL DE MARCHANDISE		
OIL SEEDS, NUTS NES		U K		12 455		12 455	R U		GRAINES, NOIX OLEAG. NES	
		GREEK		1 828		1 828	GREGQ			
COMMODITY TOTAL			14 283			14 283		TOTAL DE MARCHANDISE		
IRON ORE AND CONC		U K	559 049			559 049	R U		MINERAL, CONC. DE FER	
		GER	1 145 819			1 145 819	ALL			

TABLE 18. COMMODITIES LOADED FOR FOREIGN COUNTRIES BY COUNTRY OF DESTINATION, REGISTRY OF VESSEL AND CANADIAN REGION - 1977

TABLÉAU 18. MARCHANDISES CHARGÉES À DESTINATION DE PAYS ÉTRANGERS SELON LE PAYS DE DESTINATION, L'IMMATRICULATION DU NAVIRE ET LA RÉGION DU CANADA - 1977

COUNTRY OF DESTINATION AND KIND OF CARGO		REGISTRY OF VESSEL	ATLANTIC ATLANTIQUE	GREAT LAKES GRANDS LACS	PACIFIC PACIFIQUE	TOTAL TOTAL	IMMATRIC. DU NAVIRE	PAYS DE DESTINATION ET MARCHANDISE
NETHERLANDS CCNT.								PAYS-BAS SUITE
		GREEK	150 958			150 958	GRECQ	
		NORW	2 225 540			2 225 540	NORV	
		LIBER	388 627			388 627	LIBER	
		JAPAN	756 366			756 366	JAPON	
	COMMODITY TOTAL		5 226 359			5 226 359		TOTAL DE MARCHANDISE
	LEAD ORE AND CONC. TITANIUM ORE	OTHER			274	274	AUTRE	MINÉRAI, CONC. DE PLOMB MINÉRAI DE TITANE
		U K	31 497			31 497	R U	
		GER	32 511			32 511	ALL	
	COMMODITY TOTAL		64 008			64 008		TOTAL DE MARCHANDISE
	ORES AND CONC. NES SLAG, DROSS, BY-PRODUCTS	GREEK	8 443			8 443	GRECQ	MINÉRAIS ET CONC. NDA POUSS. GUEUL. SCOR. PRDD.
		U K	63 084			63 084	R U	
		GER	25 401			25 401	ALL	
		NORW	67 503			67 503	NORV	
		LIBER	20 321			20 321	LIBER	
	COMMODITY TOTAL		176 309			176 309		TOTAL DE MARCHANDISE
	ASBESTOS CRUDE NON-MET. MIN. NES	OTHER			3 679	3 679	AUTRE	AMIANTE
		U K	15 890			15 890	R U	MIN. NON-MET. BRUTS NDA
		GREEK		1 109		1 109	GRECQ	
		OTHER	4 206			4 206	AUTRE	
	COMMODITY TOTAL		20 096	1 109		21 205		TOTAL DE MARCHANDISE
	LUMBER AND TIMBER	U K	2 950		1 885	4 835	R U	BOIS D'OEUVRE ET CHARP.
		DENMK	229	2 394		2 623	DANMK	
		GER	3 233	5 295		8 528	ALL	
		GREEK	1 687	259	5 903	7 849	GRECQ	
		NETH	644			644	P. BAS	
		NORW	751	684	6 697	8 132	NORV	
		SWEON	548			548	SUEDE	
		LIBER			3 706	3 706	LIBER	
		OTHER	316	314	6 068	6 698	AUTRE	
	COMMODITY TOTAL		10 358	8 946	24 259	43 563		TOTAL DE MARCHANDISE
	SHINGLES AND SHAKES	GREEK			26	26	GRECQ	BARDEAUX, BARD. FACADE
		NORW			36	36	NORV	
	COMMODITY TOTAL				62	62		TOTAL DE MARCHANDISE
	VENEER, PLYWOOD	U K	89		359	448	R U	PLACAGES, CONTRE-PLAQ.
		GREEK			2 671	2 671	GRECQ	
		NORW			2 016	2 016	NORV	
		LIBER			2 997	2 997	LIBER	
		OTHER			1 803	1 803	AUTRE	
	COMMODITY TOTAL		89		9 846	9 935		TOTAL DE MARCHANDISE
	WOOD FAB. MATERIALS PULP	SWEDN	678	41		719	SUEDE	DEMI-PRODUITS EN BOIS PATE
		U K	4 587		12 873	17 460	R U	
		GER	3 211			3 211	ALL	
		GREEK	1 870		13 895	15 765	GRECQ	
		NETH			7 744	7 744	P. BAS	
		NORW	12 784		53 783	66 567	NORV	
		SWEON			864	864	SUEDE	
		LIBER	2 940		1 022	3 962	LIBER	
		PANAM	4 452			4 452	PANAM	
		OTHER	1 941	4 204	27 758	33 903	AUTRE	
	COMMODITY TOTAL		31 785	4 204	117 939	153 928		TOTAL DE MARCHANDISE
	NEWSPRINT PAPER	U K	9 501			9 501	R U	PAPIER JOURNAL
		GREEK	7 117			7 117	GRECQ	
		NORW	2 371			2 371	NORV	
		SWEON	2 268			2 268	SUEDE	
		JAPAN	2 903			2 903	JAPON	
		OTHER	7 210			7 210	AUTRE	
	COMMODITY TOTAL		31 370			31 370		TOTAL DE MARCHANDISE
	PAPERBOARD	U K	8 428			8 428	R U	CARTON
		GER	3 866			3 866	ALL	
		GREEK	340			340	GRECQ	
		NETH	139			139	P. BAS	
		NORW	1 291			1 291	NORV	
		SWEON	1 002			1 002	SUEDE	
	COMMODITY TOTAL		15 066			15 066		TOTAL DE MARCHANDISE
	TEXTILE FAB. MTL NES ANIMAL CILS, EXC. MARINE	NORW	4			4	NORV	OUVR. EN MAT. TEXT. NDA HUIL. ANIM. SAUF AN. MAR.
		GREEK	507	795		1 302	GRECQ	
		NORW	24 750	4 102		28 852	NORV	
		LIBER	10 649	11 532		22 181	LIBER	
	COMMODITY TOTAL		35 906	16 429		52 335		TOTAL DE MARCHANDISE
	FISH, MARINE ANIMAL CIL VEG. OILS, FATS NES	NORW			644	644	NORV	HUIL. DE POISSON, AN. MAR
		NORW	300	1 909		2 209	NORV	HUIL. MAT. GRAS. VEG. NDA
		LIBER	1 044	2 163		3 207	LIBER	
	COMMODITY TOTAL		1 344	4 072		5 416		TOTAL DE MARCHANDISE
	OILS, FATS, WAXES NES GLYCOL ORGANIC CHEMICALS NES	NORW		944		944	NORV	HUIL. MAT. GRAS. CIRE NDA GLYCOL
		LIBER	502			502	LIBER	PROD. CHIM. ORGAN. NDA
		U K	5 064			5 064	R U	
		NORW	73 575	50 877		124 452	NORV	
		LIBER	23 312	24 672		47 984	LIBER	
		OTHER	1 500	9 726		11 226	AUTRE	
	COMMODITY TOTAL		103 451	85 275		188 726		TOTAL DE MARCHANDISE
	DYESTUFF, PIGMENT, PAINT CHEM. SPECIALTIES NES	GER		2		2	ALL	MAT. COLOR. FIG. PEINTURE
		GER	2 101			2 101	ALL	PROD. CHIM. SPECIAUX NDA
		NORW	1 955			1 955	NORV	
		LIBER	2 999			2 999	LIBER	
	COMMODITY TOTAL		7 055			7 055		TOTAL DE MARCHANDISE
	GASOLINE	U K	29 235			29 235	R U	ESSENCE



TABLE 18. COMMODITIES LOADED FOR FOREIGN COUNTRIES BY COUNTRY OF DESTINATION, REGISTRY OF VESSEL AND CANADIAN REGION - 1977

TABLEAU 18. MARCHANDISES CHARGÉES A DESTINATION DE PAYS ÉTRANGERS SELON LE PAYS DE DESTINATION, L'IMMATRICULATION DU NAVIRE ET LA RÉGION DU CANADA - 1977

		METRIC TONNES - TONNES METRIQUE							
COUNTRY OF DESTINATION AND KIND OF CARGO	REGISTRY OF VESSEL	ATLANTIC ATLANTIQUE	GREAT LAKES GRANDES LACS	PACIFIC PACIFIQUE	TOTAL TOTAL	IMMATRIC. DU NAVIRE	PAYS DE DESTINATION ET MARCHANDISE		
NETHERLANDS COKE	GREEK	22 654			22 654	GRECQ	PAYS-BAS COKE	SUITE	
	NORW	35 200			35 200	NORV			
	LIBER			11 843	11 843	LIBER			
	OTHER	4 674			4 674	AUTRE			
COMMODITY TOTAL		62 528		11 843	74 371		TOTAL DE MARCHANDISE		
PETROL, COAL PRODC. NES	NORW	800			800	NORV	DERIVE PETR., CHARB. NDA		
	LIBER		311		311	LIBER			
COMMODITY TOTAL	JAPAN	24 582			24 582	JAPON	TOTAL DE MARCHANDISE		
PIG IRON	GREEK	25 382		311	25 693	GRECQ	FER EN GUEUSE		
	ITALY	61 978			61 978	ITAL			
	NORW	30 481			30 481	NORV			
	OTHER	8 634			8 634	AUTRE			
COMMODITY TOTAL		131 574			131 574		TOTAL DE MARCHANDISE		
CASTINGS, FORGINGS BARS AND RODS, STEEL	DENMK	4			4	DANMK	MOUL. PIÈCES FORGÉES		
	GER		916		916	ALL	BARRÉS ET TIGES ACIER		
	NORW	1 524			1 524	NORV			
	SWEDN	80			80	SUEDE			
COMMODITY TOTAL		1 604	916		2 520		TOTAL DE MARCHANDISE		
PLATE & SHEET STEEL STRUCTURAL SHAPES	SWEDN	39			39	SUEDE	TOLES, FEUILLES D'ACIER		
	OTHER	94			94	AUTRE	PROFILES DE CONSTRUCT.		
PIPES, TUBES, IRON, STEEL	OTHER	140			140	AUTRE	TUYAUX, TUBES, FER, ACIER		
WIRE	NORW	610			610	NORV	FIL MÉTALLIQUE		
ALUMINUM	DENMK	519			519	DANMK	ALUMINIUM		
	GREEK	510			510	GRECQ			
	OTHER	5 792			5 792	AUTRE			
COMMODITY TOTAL		6 821			6 821		TOTAL DE MARCHANDISE		
COPPER AND ALLCYS	DENMK	999	1 957		2 956	DANMK	CUIVRE ET ALLIAGES		
	GER	1 695	5 402		7 097	ALL			
	GREEK		881		881	GRECQ			
	NORW	200	1 205		1 405	NORV			
	SWEDN	6 534	557		7 091	SUEDE			
	OTHER	2 064		274	2 338	AUTRE			
COMMODITY TOTAL		11 492	10 002	274	21 768		TOTAL DE MARCHANDISE		
LEAD AND ALLCYS	OTHER	161		2 248	2 248	AUTRE	PLOMB ET ALLIAGES		
ZINC AND ALLOYS	OTHER	10			10	AUTRE	ZINC ET ALLIAGES		
NON-FERROUS METALS NES	OTHER	10			10	AUTRE	MÉTALX NON-FERREUX NDA		
MACHINERY NES	NORW		5		5	NORV	MACHINES NDA		
	SWEDN	702			702	SUEDE			
	OTHER	23			23	AUTRE			
COMMODITY TOTAL		725	5		730		TOTAL DE MARCHANDISE		
PASS. AUTOS AND CHASSIS	SWEDN	132	29		161	SUEDE	VOITURES PART., CHASSIS		
	OTHER	51	24		75	AUTRE			
COMMODITY TOTAL		183	53		236		TOTAL DE MARCHANDISE		
TRUCKS AND CHASSIS	SWEDN	126	446		572	SUEDE	CAMIONS ET CHASSIS		
	OTHER	157			157	AUTRE			
COMMODITY TOTAL		283	446		729		TOTAL DE MARCHANDISE		
MOTOR VEHICLE ENGINES	NORW		2		2	NORV	MOTEURS DE VEH. AUTOM.		
	SWEDN	32			32	SUEDE			
	OTHER	13			13	AUTRE			
COMMODITY TOTAL		45	2		47		TOTAL DE MARCHANDISE		
ROAD MOTOR VEH. NES	SWEDN	135			135	SUEDE	VEH. AUTOM. ROUTIERS NDA		
SHIPS, AIRCRAFT, MIS. VEH	GER	3			3	ALL	NAVIRES, AVIONS, VEH. DIV		
	SWEDN	43			43	SUEDE			
	OTHER		1		1	AUTRE			
COMMODITY TOTAL		46	1		47		TOTAL DE MARCHANDISE		
EQUIPMENT MISC.	GER	5			5	ALL	MATÉRIEL DIVERS		
MISC. END PRODUCTS NES	SWEDN	100			100	SUEDE	PRODUITS FINIS DIV. NDA		
GENERAL CARGO	DENMK		3		3	DANMK	MARCHANDISES DIVERSES		
	GER	4	4		8	ALL			
	NORW	5			5	NORV			
	SWEDN	366			366	SUEDE			
	OTHER		24		24	AUTRE			
COMMODITY TOTAL		375	31		406		TOTAL DE MARCHANDISE		
CONTAINERIZED FREIGHT	U K	160 259		2 132	162 391	R U	FRET CONTENEURESE		
	DENMK	242	36	327	605	DANMK			
	GER	896	1 133	4 850	6 879	ALL			
	GREEK	217	288	3 087	3 592	GRECQ			
	NETH	1 417			1 417	P. BAS			
	NORW	468		35	503	NORV			
	SWEDN	13 825	164	1 723	15 712	SUEDE			
	LIBER	1 482		93	1 575	LIBER			
	PANAM			460	460	PANAM			
	OTHER	5 468	70		5 538	AUTRE			
COMMODITY TOTAL		184 274	1 691	12 707	198 672		TOTAL DE MARCHANDISE		
COUNTRY/REGION TOTAL		6 959 360*	519 117*	356 246*	7 834 723*		TOTAL DE PAYS/REGION		
NORWAY							NORVEGE		
FISH, FRESH OR FROZEN	NETH	115			115	P. BAS	POISSON, FRATS OU COND.		
	NORW	122			122	NORV			
	OTHER	183			183	AUTRE			
COMMODITY TOTAL		420			420		TOTAL DE MARCHANDISE		
FISH, SALTED OR CURED	NETH	90			90	P. BAS	POISSON, SALE OU FUMÉ		
SHELL FISH, NES	DENMK	305			305	DANMK	MOLLUSQUES CRUST., NDA		

TABLE 1B. COMMODITIES LOADED FOR FOREIGN COUNTRIES BY COUNTRY OF DESTINATION, REGISTRY OF VESSEL AND CANADIAN REGION - 1977

TABLEAU 1B. MARCHANDISES CHARGÉES À DESTINATION DE PAYS ÉTRANGERS SELON LE PAYS DE DESTINATION, L'IMMATRICULATION DU NAVIRE ET LA RÉGION DU CANADA - 1977

		METRIC TONNES - TONNES METRIQUE						
COUNTRY OF DESTINATION AND KIND OF CARGO	REGISTRY OF VESSEL	ATLANTIC ATLANTIQUE	GREAT LAKES GRANDS LACS	PACIFIC PACIFIQUE	TOTAL TOTAL	IMMATRIC. DU NAVIRE	PAYS DE DESTINATION ET MARCHANDISE	
<b>NORWAY CONT.</b>							<b>NORVEGE SUITE</b>	
	NDRW	138			138	NORV		
<b>COMMODITY TOTAL</b>		<b>443</b>			<b>443</b>		<b>TOTAL DE MARCHANDISE</b>	
WHEAT	NORW	53 342			53 342	NORV	BLE	
	OTHER	96 854			96 854	AUTRE		
<b>COMMODITY TOTAL</b>		<b>150 196</b>			<b>150 196</b>		<b>TOTAL DE MARCHANDISE</b>	
APPLES	U K			192	192	R U	POMMES	
	PANAM			101	101	PANAM		
<b>COMMODITY TOTAL</b>				<b>293</b>	<b>293</b>		<b>TOTAL DE MARCHANDISE</b>	
FRESH FRUITS, BERRIES	U K			15	15	R U	FRUITS, BAIES FRAIS	
CONC. COMPLETE FEEDS	OTHER		24 395		24 395	AUTRE	CONC., PROV. COMPLETES	
RAW HIDES AND SKINS	DENMK	272			272	DANMK	PEAUX ET CUIRS BRUT	
RAPESEED	OTHER		2 656		2 656	AUTRE	GRAINE DE COLZA	
NICKEL-COPPER ORE	NDRW	64 635			64 635	NORV	MINER. DE CUIVRE-NICKEL	
PULP	NORW			517	517	NORV	PATE	
TEXTILE FAB. MTL NES	NORW	4			4	NORV	OUVR. EN MAT. TEXT. NDA	
	OTHER	626			626	AUTRE		
<b>COMMODITY TOTAL</b>		<b>630</b>			<b>630</b>		<b>TOTAL DE MARCHANDISE</b>	
FISH, MARINE ANIMAL CIL	DENMK	1 237			1 237	DANMK	HUIL. DE POISSON, AN. MAR	
PIG IRON	OTHER	1 999			1 999	AUTRE	FER EN GUEUSE	
NICKEL AND ALLOYS	OTHER	5			5	AUTRE	NICKEL ET ALLIAGES	
METAL FAB. BASIC PROD.	NORW	31			31	NORV	OUVR. DE BASE EN METAL	
BRICKS, TILES NES	NORW	8			8	NORV	BRICKS, TUILES NDA	
TRACTORS	NORW	1			1	NORV	TRACTEURS	
EQUIPMENT MISC.	NORW	20			20	NORV	MATERIEL DIVERS	
MISC. END PRODUCTS NES	NORW	3			3	NORV	PRODUITS FINIS DIV. NDA	
GENERAL CARGO	NORW	2			2	NORV	MARCHANDISES DIVERSES	
<b>COUNTRY/REGION TOTAL</b>		<b>219 992*</b>	<b>27 051*</b>	<b>825*</b>	<b>247 868*</b>		<b>TOTAL DE PAYS/REGION</b>	
<b>PORTUGAL</b>							<b>PORTUGAL</b>	
WHEAT	OTHER	56 522			56 522	AUTRE	BLE	
IRON ORE AND CONC	LIBER	145 866			145 866	LIBER	MINERAI, CONC. DE FER	
PULP	JAPAN			2 468	2 468	JAPON	PATE	
	OTHER			4 304	4 304	AUTRE		
<b>COMMODITY TOTAL</b>				<b>6 772</b>	<b>6 772</b>		<b>TOTAL DE MARCHANDISE</b>	
NEWSPRINT PAPER	OTHER	1 500			1 500	AUTRE	PAPIER JOURNAL	
PLATE & SHEET STEEL	OTHER		652		652	AUTRE	TOLES, FEUILLES D'ACIER	
ALUMINIUM	OTHER			258	258	AUTRE	ALUMINIUM	
PERSONAL, HSEHOLD GOODS	OTHER			2	2	AUTRE	ART. PERS. ET MENAGERS	
CONTAINERIZED FREIGHT	GER	5 897			5 897	ALL	FRET CONTENEURESE	
	LIBER	102			102	LIBER		
	OTHER	11 629			11 629	AUTRE		
<b>COMMODITY TOTAL</b>		<b>17 628</b>			<b>17 628</b>		<b>TOTAL DE MARCHANDISE</b>	
<b>COUNTRY/REGION TOTAL</b>		<b>221 516*</b>	<b>652*</b>	<b>7 032*</b>	<b>229 200*</b>		<b>TOTAL DE PAYS/REGION</b>	
<b>SPAIN</b>							<b>ESPAÑE</b>	
FISH, FRESH OR FROZEN	ITALY			33	33	ITAL	POISSON, FRAIS OU CONC.	
FISH, CANNED	ITALY			18	18	ITAL	POISSON EN BOITES	
	OTHER	4			4	AUTRE		
<b>COMMODITY TOTAL</b>				<b>18</b>	<b>22</b>		<b>TOTAL DE MARCHANDISE</b>	
CORN	OTHER	1 007 793			1 007 793	AUTRE	MAIS	
POTATOES	DENMK	1 356			1 356	DANMK	POMMES DE TERRE	
	NORW	618			618	NORV		
<b>COMMODITY TOTAL</b>		<b>1 974</b>			<b>1 974</b>		<b>TOTAL DE MARCHANDISE</b>	
CONC. COMPLETE FEEDS	OTHER			54	54	AUTRE	CONC., PROV. COMPLETES	
WINES	ITALY			1	1	ITAL	VINS	
RAW HIDES AND SKINS	OTHER	90			90	AUTRE	PEAUX ET CUIRS BRUT	
SEEDS FOR SOWING NES	ITALY			137	137	ITAL	GRAINES ET SEMENCE NDA	
FLAXSEED	GREEK		2 500		2 500	GREQQ	GRAINE DE LIN	
	ITALY			3 206	3 206	ITAL		
	JAPAN		2 000		2 000	JAPON		
	OTHER			1 509	1 509	AUTRE		
<b>COMMODITY TOTAL</b>			<b>4 500</b>	<b>4 715</b>	<b>9 215</b>		<b>TOTAL DE MARCHANDISE</b>	
SOYA BEANS	GREEK	24 875			24 875	GREQQ	GRAINE DE SOYA	
	LIBER	5 443			5 443	LIBER		
	OTHER	8 078			8 078	AUTRE		
<b>COMMODITY TOTAL</b>		<b>38 396</b>			<b>38 396</b>		<b>TOTAL DE MARCHANDISE</b>	
COPPER ORE AND CONC.	GREEK			10 302	10 302	GREQQ	MINERAI, CONC. CUIVRE	
	LIBER			23 871	23 871	LIBER		
<b>COMMODITY TOTAL</b>				<b>34 173</b>	<b>34 173</b>		<b>TOTAL DE MARCHANDISE</b>	
IRON ORE AND CONC	NORW	89 829			89 829	NORV	MINERAI, CONC. DE FER	
	LIBER	105 218			105 218	LIBER		
	PANAM	91 444			91 444	PANAM		
	OTHER	144 736			144 736	AUTRE		
<b>COMMODITY TOTAL</b>		<b>431 227</b>			<b>431 227</b>		<b>TOTAL DE MARCHANDISE</b>	
LEAD ORE AND CONC.	ITALY			3 150	3 150	ITAL	MINERAI, CONC. DE PLMB	
ORES AND CONC. NES	ITALY			36	36	ITAL	MINERAIS ET CONC. NDA	
IRON AND STEEL SCRAP	LIBER	9 030			9 030	LIBER	DECHETS DE FER, D'ACIER	
	OTHER	5 070			5 070	AUTRE		
<b>COMMODITY TOTAL</b>		<b>14 100</b>			<b>14 100</b>		<b>TOTAL DE MARCHANDISE</b>	
NON-FERROUS MET. SCRAP	ITALY			11	11	ITAL	DECHETS METAL. NON FER.	
ASBESTOS	ITALY			1 366	1 366	ITAL	AMIANTE	
	OTHER	6 223			6 223	AUTRE		
<b>COMMODITY TOTAL</b>		<b>6 223</b>		<b>1 366</b>	<b>7 589</b>		<b>TOTAL DE MARCHANDISE</b>	

TABLE 13. COMMODITIES LOADED FOR FOREIGN COUNTRIES BY COUNTRY OF DESTINATION, REGISTRY OF VESSEL AND CANADIAN REGION - 1977

TABLEAU 13. MARCHANDISES CHARGÉES A DESTINATION DE PAYS ÉTRANGERS SELON LE PAYS DE DESTINATION, L'IMMATRICULATION DU NAVIRE ET LA RÉGION DU CANADA - 1977

COUNTRY OF DESTINATION AND KIND OF CARGO	REGISTRY OF VESSEL	METRIC TONNES - TONNES METRIQUE				TOTAL	IMMATIC. DU NAVIRE	PAYS DE DESTINATION ET MARCHANDISE
		ATLANTIC ATLANTIQUE	GREAT LAKES GRANDS LACS	PACIFIC PACIFIQUE	TOTAL			
<b>SPAIN CONT.</b>								
WASTE AND SCRAP NES	LIBER	14 731			14 731	LIBER	ESPAGNE	
RUBBER FAB. MATERIALS	OTHER		1		1	AUTRE	DECHETS ET REBUTS NDA	
LUMBER AND TIMBER	U K	808		117	925	R U	DEMI-PROD. CAOUTCHOUC	
	GREEK			1 381	1 381	GRECQ	BOIS D'OEUVRE ET CHARP.	
	ITALY			1 753	1 753	ITAL		
	NETH			305	305	P. BAS		
	NORW			19	19	NORV		
	LIBER			916	916	LIBER		
	JAPAN			1 179	1 179	JAPON		
	PANAM			25	25	PANAM		
	OTHER	64	122	274	460	AUTRE		
<b>COMMODITY TOTAL</b>		<b>872</b>	<b>122</b>	<b>5 969</b>	<b>6 963</b>		<b>TOTAL DE MARCHANDISE</b>	
VENER, PLYWOOD	OTHER	1			1	AUTRE	PLACAGES, CONTRE-PLAQ.	
PULP	U K			5 551	5 551	R U	PATE	
	GER	4 311			4 311	ALL		
	GREEK			4 059	4 059	GRECQ		
	ITALY			260	260	ITAL		
	NORW	1 993		21 164	23 157	NORV		
	LIBER			7 057	7 057	LIBER		
	JAPAN			1 105	1 105	JAPON		
	PANAM			1 433	1 433	PANAM		
	OTHER	3 845		3 487	7 332	AUTRE		
<b>COMMODITY TOTAL</b>		<b>10 149</b>		<b>43 116</b>	<b>53 265</b>		<b>TOTAL DE MARCHANDISE</b>	
NEWSPRINT PAPER	NORW	3 307			3 307	NORV	PAPIER JOURNAL	
	SWEDN	2 980			2 980	SUEDE		
	OTHER	7 942			7 942	AUTRE		
<b>COMMODITY TOTAL</b>		<b>14 229</b>			<b>14 229</b>		<b>TOTAL DE MARCHANDISE</b>	
PAPER NES	OTHER	1			1	AUTRE	PAPIER NDA	
PAPERBOARD	U K	3 236			3 236	R U	CARTON	
	ITALY			372	372	ITAL		
<b>COMMODITY TOTAL</b>		<b>3 236</b>		<b>372</b>	<b>3 608</b>		<b>TOTAL DE MARCHANDISE</b>	
CORDAGE, TWINE, ROPE	OTHER	1			1	AUTRE	CORDAGE, FICELLE, CORDE	
ANIMAL OILS, EXC. MARINE	OTHER	2 328			2 328	AUTRE	HUIL. ANIM. SAUF AN. MAR.	
VEG. OILS, FATS NES	DENMK	3 044			3 044	DANMK	HUIL. MAT. GRAS. VEG. NDA	
PLASTIC MATERIALS	OTHER		5		5	AUTRE	MATIERES PLASTIQUES	
DYESTUFF, PIGMENT, PAINT	OTHER	3	6		9	AUTRE	MAT. COLOR. PIG. PEINTURE	
CHEM. SPECIALTIES NES	OTHER		20		20	AUTRE	PROD. CHIM. SPECIAUX NDA	
PIG IRON	GREEK	5 588			5 588	GRECQ	FER EN GUEUSE	
	LIBER	10 668			10 668	LIBER		
<b>COMMODITY TOTAL</b>		<b>16 256</b>			<b>16 256</b>		<b>TOTAL DE MARCHANDISE</b>	
ALUMINIUM	OTHER	3		5 498	5 501	AUTRE	ALUMINIUM	
LEAD AND ALLOYS	ITALY			100	100	ITAL	PLOMB ET ALLIAGES	
METAL FAB. BASIC PROD.	OTHER	8			8	AUTRE	OUVR. DE BASE EN METAL	
MACHINERY NES	ITALY			15	15	ITAL	MACHINES NDA	
	U S A	59			59	E-U		
	OTHER	1	1		2	AUTRE		
<b>COMMODITY TOTAL</b>		<b>60</b>	<b>1</b>	<b>15</b>	<b>76</b>		<b>TOTAL DE MARCHANDISE</b>	
PASS. AUTOS AND CHASSIS	OTHER	1			1	AUTRE	VOITURES PART., CHASSIS	
EQUIPMENT MISC.	OTHER	1			1	AUTRE	MATERIEL DIVERS	
PERSONAL, HOUSEHOLD GOODS	OTHER	6	6		12	AUTRE	ART. PERS. ET MENAGERS	
MISC. END PRODUCTS NES	OTHER	5			5	AUTRE	PRODUITS FINIS DIV. NDA	
CONTAINERIZED FREIGHT	GER	3 314			3 314	ALL	FRET CONTENEURE SE	
	ITALY	19 875		1 589	21 464	ITAL		
	LIBER	3 904			3 904	LIBER		
	JAPAN			35	35	JAPON		
	PANAM	2 972			2 972	PANAM		
	OTHER	15 092		5 742	20 834	AUTRE		
<b>COMMODITY TOTAL</b>		<b>45 157</b>		<b>7 366</b>	<b>52 523</b>		<b>TOTAL DE MARCHANDISE</b>	
<b>COUNTRY/REGION TOTAL</b>		<b>1 609 899*</b>	<b>4 661*</b>	<b>106 130*</b>	<b>1 720 690*</b>		<b>TOTAL DE PAYS/REGION</b>	
<b>SWEDEN</b>								
CATTLE	U K	2			2	R U	SUEDE	
	GER	2			2	ALL	BOVINS	
<b>COMMODITY TOTAL</b>		<b>4</b>			<b>4</b>		<b>TOTAL DE MARCHANDISE</b>	
FISH, FRESH OR FROZEN	U K			231	231	R U	POISSON, FRAIS OU CONG.	
	DENMK	708		110	818	DANMK		
	SWEDN			281	281	SUEDE		
	PANAM			523	523	PANAM		
	OTHER	4			4	AUTRE		
<b>COMMODITY TOTAL</b>		<b>712</b>		<b>1 145</b>	<b>1 857</b>		<b>TOTAL DE MARCHANDISE</b>	
FISH, SALTED OR CURED	DENMK	1 011			1 011	DANMK	POISSON, SALE OU FUME	
	NORW	66			66	NORV		
<b>COMMODITY TOTAL</b>		<b>1 077</b>			<b>1 077</b>		<b>TOTAL DE MARCHANDISE</b>	
FISH, CANNED	NETH	2			2	P. BAS	POISSON EN BOITES	
APPLES	PANAM			167	167	PANAM	POMMES	
FRESH FRUITS, BERRIES	U K			296	296	R U	FRUITS, BAIES FRAIS	
DRIED FRUITS	U K	1			1	R U	FRUITS SECHES	
LOGS	U K	759			759	R U	BILLETS	
	NETH	36			36	P. BAS		
	SWEDN		24		24	SUEDE		
	OTHER		45		45	AUTRE		
<b>COMMODITY TOTAL</b>		<b>795</b>	<b>69</b>		<b>864</b>		<b>TOTAL DE MARCHANDISE</b>	
PULPWOOD	LIBER			35 834	35 834	LIBER	BOIS A PATE	
DRES ANE CONC. NES	JAPAN	7 541			7 541	JAPON	MINERAIS ET CONC. NDA	



TABLE 18. COMMODITIES LOADED FOR FOREIGN COUNTRIES BY COUNTRY OF DESTINATION, REGISTRY OF VESSEL AND CANADIAN REGION - 1977

TABLEAU 18. MARCHANDISES CHARGÉES A DESTINATION DE PAYS ÉTRANGERS SELON LE PAYS DE DESTINATION, L'IMMATRICULATION DU NAVIRE ET LA RÉGION DU CANADA - 1977

COUNTRY OF DESTINATION AND KIND OF CARGO	REGISTRY OF VESSEL	METRIC TONNES - TONNES METRIQUE			TOTAL TOTAL	IMMATRIC. DU NAVIRE	PAYS DE DESTINATION ET MARCHANDISE
		ATLANTIC ATLANTIQUE	GREAT LAKES GRANDS LACS	PACIFIC PACIFIQUE			
<b>SWEDEM CONT.</b>						<b>SUEDE</b>	<b>SUITE</b>
COAL, BITUMINOUS	SWEDN	26 727			26 727	SUEDE	CHARBON BITUMINEUX
RUBBER FAB. MATERIALS	SWEDN	213			213	SUEDE	DEMI-PROD. CAOUTCHOUC
LUMBER AND TIMBER	SWEDN	289			289	SUEDE	BOIS D'OEUVRE ET CHARP.
COOPERAGE STOCK	U K	1 049			1 049	R U	DEMI-PROD. TONNELLERIE
	GER	158			158	ALL	
<b>COMMODITY TOTAL</b>		<b>1 207</b>			<b>1 207</b>		<b>TOTAL DE MARCHANDISE</b>
WOOD FAB. MATERIALS	U K	598			598	R U	DEMI-PRODUITS EN BOIS
	GER	446			446	ALL	
	SWEDN	950	55		1 005	SUEDE	
	OTHER	147	38		185	AUTRE	
<b>COMMODITY TOTAL</b>		<b>2 141</b>	<b>93</b>		<b>2 234</b>		<b>TOTAL DE MARCHANDISE</b>
PAPER NES	OTHER	7			7	AUTRE	PAPIER NDA
INORGANIC CHEMS. NES	NETH	24			24	P. BAS	PROD. CHIM. INORG. NDA
	SWEDN	151			151	SUEDE	
<b>COMMODITY TOTAL</b>		<b>175</b>			<b>175</b>		<b>TOTAL DE MARCHANDISE</b>
ORGANIC CHEMICALS NES	OTHER	2			2	AUTRE	PROD. CHIM. ORGAN. NDA
AGRICULTURAL CHEMICALS	NETH	2			2	P. BAS	PROD. CHIM. AGRIC. LES
SYNTHETIC RUBBER	NETH	1			1	P. BAS	CAOUTCHOUC SYNTHETIQUE
	SWEDN	218			218	SUEDE	
<b>COMMODITY TOTAL</b>		<b>219</b>			<b>219</b>		<b>TOTAL DE MARCHANDISE</b>
BARNS AND RODS, STEEL	SWEDN	305			305	SUEDE	BARRES ET TIGES ACIER
STRUCTURAL SHAPES	SWEDN	824			824	SUEDE	PROFILES DE CONSTRUCT.
COPPER AND ALLCYS	U K	2			2	R U	CUIVRE ET ALLIAGES
	SWEDN	3 431	2 278		5 709	SUEDE	
	OTHER	812	847		1 659	AUTRE	
<b>COMMODITY TOTAL</b>		<b>4 245</b>	<b>3 125</b>		<b>7 370</b>		<b>TOTAL DE MARCHANDISE</b>
LEAD AND ALLOYS	U K	397			397	R U	PLOMB ET ALLIAGES
	GER	51			51	ALL	
<b>COMMODITY TOTAL</b>		<b>448</b>			<b>448</b>		<b>TOTAL DE MARCHANDISE</b>
NICKEL AND ALLCYS	NETH	1			1	P. BAS	NICKEL ET ALLIAGES
METAL FAB. BASIC PRGD.	U K	17			17	R U	OUVR. DE BASE EN METAL
GLASS BASIC PRODUCTS	SWEDN	42			42	SUEDE	OUVR. DE BASE EN VERRE
	OTHER	21			21	AUTRE	
<b>COMMODITY TOTAL</b>		<b>63</b>			<b>63</b>		<b>TOTAL DE MARCHANDISE</b>
TRACTORS	SWEDN	9	1		10	SUEDE	TRACTEURS
	OTHER	18			18	AUTRE	
<b>COMMODITY TOTAL</b>		<b>27</b>	<b>1</b>		<b>28</b>		<b>TOTAL DE MARCHANDISE</b>
MACHINERY NES	U K	744			744	R U	MACHINES NDA
	GER	774			774	ALL	
	NETH	187			187	P. BAS	
	SWEDN	340	97		437	SUEDE	
	OTHER	479	98		577	AUTRE	
<b>COMMODITY TOTAL</b>		<b>2 524</b>	<b>195</b>		<b>2 719</b>		<b>TOTAL DE MARCHANDISE</b>
PASS. AUTOS AND CHASSIS	U K	18			18	R U	VOITURES PART., CHASSIS
	GER	5			5	ALL	
	SWEDN	136	41		177	SUEDE	
	OTHER	78	61		139	AUTRE	
<b>COMMODITY TOTAL</b>		<b>237</b>	<b>102</b>		<b>339</b>		<b>TOTAL DE MARCHANDISE</b>
BUSES AND CHASSIS	SWEDN	17			17	SUEDE	AUTOBUS ET CHASSIS
TRUCKS AND CHASSIS	GER	1			1	ALL	CAMIONS ET CHASSIS
	SWEDN	54			54	SUEDE	
<b>COMMODITY TOTAL</b>		<b>55</b>			<b>55</b>		<b>TOTAL DE MARCHANDISE</b>
MOTOR VEHICLE ENGINES	U K	22			22	R U	MOTEURS DE VEH. AUTOM.
	SWEDN	137	19		156	SUEDE	
	OTHER	108			108	AUTRE	
<b>COMMODITY TOTAL</b>		<b>267</b>	<b>19</b>		<b>286</b>		<b>TOTAL DE MARCHANDISE</b>
ROAD MOTOR VEH. NES	U K	1 281			1 281	R U	VEH. AUTOM. ROUTIERS NDA
	GER	396			396	ALL	
	NETH	588			588	P. BAS	
	SWEDN	64			64	SUEDE	
	OTHER	5			5	AUTRE	
<b>COMMODITY TOTAL</b>		<b>2 334</b>			<b>2 334</b>		<b>TOTAL DE MARCHANDISE</b>
SHIPS, AIRCRAFT, MIS. VEH	U K	315			315	R U	NAVIRES, AVIONS, VEH. DIV
	GER	52			52	ALL	
	NETH	2			2	P. BAS	
	SWEDN	8			8	SUEDE	
<b>COMMODITY TOTAL</b>		<b>377</b>			<b>377</b>		<b>TOTAL DE MARCHANDISE</b>
RUBBER TIRES AND TUBES	NETH	4			4	P. BAS	PNEUS, CHAMBRES A AIR
	SWEDN	219			219	SUEDE	
<b>COMMODITY TOTAL</b>		<b>223</b>			<b>223</b>		<b>TOTAL DE MARCHANDISE</b>
EQUIPMENT MISC.	U K	391			391	R U	MATERIEL DIVERS
	GER	29			29	ALL	
	NETH	12			12	P. BAS	
	SWEDN	108			108	SUEDE	
<b>COMMODITY TOTAL</b>		<b>540</b>			<b>540</b>		<b>TOTAL DE MARCHANDISE</b>
PERSONAL, HSEHOLD GOODS	U K	1			1	R U	ART. PERS. ET MENAGER S
FIREARMS, AMMUNITION	SWEDN	1			1	SUEDE	ARMES A FEU, MUNITIONS
CONTAINERS, CLOSURES	U K	485			485	R U	CONTENEURS, FERMETURES
	GER	217			217	ALL	
	SWEDN			1	1	SUEDE	
<b>COMMODITY TOTAL</b>		<b>702</b>		<b>1</b>	<b>703</b>		<b>TOTAL DE MARCHANDISE</b>
MISC. END PRODUCTS NES	GER	12			12	ALL	PRODUITS FINIS DIV. NDA
GENERAL CARGO	U K	177			177	R U	MARCHANDISES DIVERSES
	GER	61			61	ALL	
	NETH	1			1	P. BAS	
	SWEDN	616	404		1 020	SUEDE	

TABLE 1B. COMMODITIES LOADED FOR FOREIGN COUNTRIES BY COUNTRY OF DESTINATION, REGISTRY OF VESSEL AND CANADIAN REGION - 1977

TABLEAU 1B. MARCHANDISES CHARGÉES À DESTINATION DE PAYS ÉTRANGERS SELON LE PAYS DE DESTINATION, L'IMMATRICULATION OU NAVIRE ET LA RÉGION DU CANADA - 1977

METRIC TONNES - TONNES MÉTRIQUE

COUNTRY OF DESTINATION AND KIND OF CARGO	REGISTRY OF VESSEL	ATLANTIC ATLANTIQUE	GREAT LAKES GRANDS LACS	PACIFIC PACIFIQUE	TOTAL TOTAL	IMMATRIC. OU NAVIRE	PAYS DE DESTINATION ET MARCHANDISE
<b>SWEEDEN CONT.</b>							
COMMODITY TOTAL	OTHER	855	9		9	AUTRE	SUEDE SUITE
CONTAINERIZED FREIGHT	U K	25 302	413		1 268	R U	TOTAL DE MARCHANDISE FRET CONTENEURESE
	DENMK			1 083	26 385	DANMK	
	GER	10 742		924	924	ALL	
	NETH	2 615			2 615	P. BAS	
	SWEDN	13 662	4 983	935	19 580	SUEDE	
	OTHER	2 368	1 763		4 131	AUTRE	
COMMODITY TOTAL		54 689	6 746	2 942	64 377		TOTAL DE MARCHANDISE
COUNTRY/REGION TOTAL		109 878*	10 763*	40 385*	161 026*		TOTAL DE PAYS/REGION
<b>BULGARIA</b>							
MILK POWDER	OTHER	3 172			3 172	AUTRE	BULGARIE LAIT EN POUFRE
COUNTRY/REGION TOTAL		3 172*	*	*	3 172*		TOTAL DE PAYS/REGION
<b>GERMANY EAST</b>							
FISH, FRESH OR FROZEN	DENMK	34			34	DANMK	ALLEMAGNE, EST POISSON, FRAIS OU CDNG.
CORN	OTHER	34 753			34 753	AUTRE	MAIS
WHEAT	LIBER	33 100			33 100	LIBER	BLE
COUNTRY/REGION TOTAL		67 887*	*	*	67 887*		TOTAL DE PAYS/REGION
<b>POLAND</b>							
FISH, FRESH OR FROZEN	OTHER	809			809	AUTRE	POLOGNE POISSON, FRAIS OU CDNG.
FISH, SALTED OR CURED	DENMK	3 462			3 462	DANMK	POISSON, SALE OU FUME
	OTHER	624			624	AUTRE	
COMMODITY TOTAL		4 086			4 086		TOTAL DE MARCHANDISE
BARLEY	U K	19 305			19 305	R U	ORGE
	LIBER			33 602	33 602	LIBER	
	OTHER	204 864			204 864	AUTRE	
COMMODITY TOTAL		224 169		33 602	257 771		TOTAL DE MARCHANDISE
CORN	LIBER	8 036			8 036	LIBER	MAIS
OATS	OTHER			18 968	18 968	AUTRE	AVOINE
WHEAT	U K	14 530			14 530	R U	BLE
	GER	40 134			40 134	ALL	
	GREEK	100 067		52 403	152 470	GRECQ	
	NETH	32 005			32 005	P. BAS	
	NDRW	48 080			48 080	NDRV	
	CAN	31 092			31 092	CAN	
	OTHER	381 014		72 061	453 075	AUTRE	
COMMODITY TOTAL		646 922		124 464	771 386		TOTAL DE MARCHANDISE
FEEDS OF ANIMAL ORIGIN	DENMK	1 822			1 822	DANMK	PROV. D'ORIGINE ANIMALE
	NDRW	454			454	NDRV	
COMMODITY TOTAL		2 276			2 276		TOTAL DE MARCHANDISE
RAW HIDES AND SKINS	OTHER	140	170		310	AUTRE	PEAUX ET CUIRS BRUT
ZINC ORE AND CONC.	GREEK			9 072	9 072	GRECQ	MINERAI, CDNG. DE ZINC
	OTHER	15 000			15 000	AUTRE	
COMMODITY TOTAL		15 000		9 072	24 072		TOTAL DE MARCHANDISE
ASBESTOS	OTHER	2 222			2 222	AUTRE	AMIANTE
PULP	NDRW			1 983	1 983	NDRV	PATE
	OTHER			290	290	AUTRE	
COMMODITY TOTAL				2 273	2 273		TOTAL DE MARCHANDISE
TEXTILE FAB. MTL NES	OTHER		22		22	AUTRE	OUVR. EN MAT. TEXT. NDA
ORGANIC CHEMICALS NES	OTHER	122			122	AUTRE	PROD. CHIM. ORGAN. NDA
PLASTIC MATERIALS	OTHER	2	107		109	AUTRE	MATIERES PLASTIQUES
DYESTUFF, PIGMENT, PAINT	OTHER	5			5	AUTRE	MAT. COLOR. PIG. PEINTURE
BARNS AND RODS, STEEL	OTHER	272			272	AUTRE	BARRES ET TIGES ACIER
PLATE & SHEET STEEL	OTHER	281			281	AUTRE	TOLES, FEUILLES D'ACIER
STRUCTURAL SHAPES	OTHER	6 048	1 839		7 887	AUTRE	PROFILES DE CONSTRUCT.
METAL FAB. BASIC PROD.	OTHER	35			35	AUTRE	OUVR. DE BASE EN METAL
MACHINERY NES	OTHER	258	1 359		1 617	AUTRE	MACHINES NDA
EQUIPMENT MISC.	OTHER	938	1 533		2 471	AUTRE	MATERIEL DIVERS
PERSONAL, HOUSEHOLD GOODS	OTHER	62	2		64	AUTRE	ART. PERS. ET MENAGERS
GENERAL CARGO	OTHER		5		5	AUTRE	MARCHANDISES DIVERSES
COUNTRY/REGION TOTAL		911 683*	5 037*	188 379*	1 105 099*		TOTAL DE PAYS/REGION
<b>ROMANIA</b>							
MILK POWDER	GREEK	1 361			1 361	GRECQ	LAIT EN POUFRE
COAL, BITUMINOUS	U K			50 286	50 286	R U	CHARBON BITUMINEUX
PULP	GREEK			8 275	8 275	GRECQ	PATE
CONTAINERIZED FREIGHT	GER	83			83	ALL	FRET CONTENEURESE
	LIBER	26			26	LIBER	
	OTHER	804			804	AUTRE	
COMMODITY TOTAL		913			913		TOTAL DE MARCHANDISE
COUNTRY/REGION TOTAL		2 274*	*	58 561*	60 835*		TOTAL DE PAYS/REGION

TABLE 18. COMMODITIES LOADED FOR FOREIGN COUNTRIES BY COUNTRY OF DESTINATION, REGISTRY OF VESSEL AND CANADIAN REGION - 1977

TABLEAU 18. MARCHANDISES CHARGES A DESTINATION DE PAYS ETRANGERS SELON LE PAYS DE DESTINATION, L'IMMATRICULATION

DU NAVIRE ET LA REGION DU CANADA - 1977

METRIC TONNES - TONNES METRIQUE

COUNTRY OF DESTINATION AND KIND OF CARGO	REGISTRY OF VESSEL	ATLANTIC ATLANTIQUE	GREAT LAKES GRANDS LACS	PACIFIC PACIFIQUE	TOTAL TOTAL	IMMATRIC. DU NAVIRE	PAYS DE DESTINATION ET MARCHANDISE
<b>USSR - EUROP.</b>							
BARLEY	OTHER	5 470			5 470	AUTRE	URSS - EUROP.
CDPN	U K	8 332			8 332	R U	ORGE
	DENMK	7 722			7 722	DANMK	MAIS
	GREEK	15 301			15 301	GRECQ	
	LIBER	52 647			52 647	LIBER	
	OTHER	26 258			26 258	AUTRE	
<b>COMMODITY TOTAL</b>		<b>110 260</b>			<b>110 260</b>		<b>TOTAL DE MARCHANDISE</b>
<b>RYE</b>							
	OTHER		16 274		16 274	AUTRE	SEIGLE
<b>WHEAT</b>							
	U K	25 098			25 098	R U	BLE
	GREEK	33 942			33 942	GRECQ	
	ITALY	72 048			72 048	ITAL	
	LIBER	58 318		22 633	80 951	LIBER	
	PANAM			31 499	31 499	PANAM	
	OTHER	1 183 064		99 614	1 282 678	AUTRE	
<b>COMMODITY TOTAL</b>		<b>1 272 470</b>		<b>153 746</b>	<b>1 526 216</b>		<b>TOTAL DE MARCHANDISE</b>
<b>VEGETABLE PREP. NES</b>							
	OTHER			160	160	AUTRE	PREP. DE LEGUMES NDA
<b>COPPER ORE AND CONC.</b>							
	GREEK			18 504	18 504	GRECQ	MINERAL, CONC. CUIVRE
<b>ZINC ORE AND CONC.</b>							
	U K	12 984			12 984	R U	MINERAL, CONC. DE ZINC
<b>LEATHER</b>							
	OTHER	19			19	AUTRE	CUIR
<b>LUMBER AND TIMBER</b>							
	OTHER		44		44	AUTRE	BOIS OEUVRE ET CHARP.
<b>VEG. OILS, FATS NES</b>							
	OTHER		295		295	AUTRE	HUIL. MAT. GRAS. VEG. NDA
<b>METALLIC SALTS</b>							
	OTHER	547			547	AUTRE	SELS METALLIQUES
<b>DYESTUFF, PIGMENT, PAINT</b>							
	OTHER	97			97	AUTRE	MAT. COLOR. PIG. PEINTURE
<b>METAL FAB. BASIC PROD.</b>							
	OTHER	1 270			1 270	AUTRE	OUVR. DE BASE EN METAL
<b>ASBESTOS BASIC PROD.</b>							
	OTHER	229			229	AUTRE	OUVR. DE BASE AMIANTE
<b>MISC. FABRICATED PROD.</b>							
	OTHER	24			24	AUTRE	OUVRAGES DIVERS
<b>MACHINERY NES</b>							
	OTHER	38	272		310	AUTRE	MACHINES NDA
<b>MOTOR VEHICLE ENGINES</b>							
	OTHER	39	1		40	AUTRE	MOTEURS DE VEH. AUTOM.
<b>EQUIPMENT MISC.</b>							
	OTHER	489			489	AUTRE	MATERIEL DIVERS
<b>PERSONAL, HSEHOLD GOODS</b>							
	OTHER	2	2		4	AUTRE	ART. PERS. ET MENAGERS
<b>CONTAINERS, CLOSURES</b>							
	OTHER	103			103	AUTRE	CONTENEURS, FERMETURES
<b>GENERAL CARGO</b>							
	OTHER	1			1	AUTRE	MARCHANDISES DIVERSES
<b>CONTAINERIZED FREIGHT</b>							
	OTHER	1 267			1 267	AUTRE	FRET CONTENEURISE
<b>COUNTRY/REGION TOTAL</b>		<b>1 505 309*</b>	<b>16 888*</b>	<b>172 410*</b>	<b>1 694 607*</b>		<b>TOTAL DE PAYS/REGION</b>
<b>YUGOSLAVIA</b>							
<b>WHEAT</b>							
	SWEDN	52 326			52 326	SUEDE	YUGOSLAVIE
	LIBER	27 501			27 501	LIBER	BLE
	PANAM	35 502			35 502	PANAM	
	OTHER	103 323			103 323	AUTRE	
<b>COMMODITY TOTAL</b>		<b>218 652</b>			<b>218 652</b>		<b>TOTAL DE MARCHANDISE</b>
<b>VEGETABLE PREP. NES</b>							
	OTHER			16	16	AUTRE	PREP. DE LEGUMES NDA
<b>SPICES</b>							
	OTHER	3		4	7	AUTRE	EPICES
<b>RAW HIDES AND SKINS</b>							
	OTHER	1 074	875		1 949	AUTRE	PEAUX ET CUIRS BRUT
<b>SEEDS FOR SOWING NES</b>							
	OTHER	3			3	AUTRE	GRAINES DE SEMENCE NDA
<b>COPPER ORE AND CONC.</b>							
	GREEK	4 990			4 990	GRECQ	MINERAL, CONC. CUIVRE
<b>IRON ORE AND CONC.</b>							
	NORW	252 158			252 158	NORV	MINERAL, CONC. DE FER
<b>ASBESTOS</b>							
	OTHER	2 898			2 898	AUTRE	AMIANTE
<b>PULP</b>							
	OTHER	18 019		7 142	25 161	AUTRE	PATE
<b>INORGANIC CHEMS. NES</b>							
	OTHER	1 007	20		1 027	AUTRE	PROD. CHIM. INORG. NDA
<b>ORGANIC CHEMICALS NES</b>							
	SWEDN	2 638			2 638	SUEDE	PROD. CHIM. ORGAN. NDA
<b>PLASTIC MATERIALS</b>							
	OTHER	2			2	AUTRE	MATERIES PLASTIQUES
<b>FERRO-ALLOYS</b>							
	OTHER	100			100	AUTRE	FERRO-ALLIAGES
<b>PIG IRON</b>							
	GREEK	7 348			7 348	GRECQ	FER EN GUFUSE
<b>PLATE &amp; SHEET STEEL</b>							
	OTHER	34			34	AUTRE	TOLES, FEUILLES D'ACIER
<b>ALUMINIUM</b>							
	OTHER		9		9	AUTRE	ALUMINIUM
<b>TRACTORS</b>							
	OTHER	15			15	AUTRE	TRACTEURS
<b>MACHINERY NES</b>							
	OTHER	8	18	1	27	AUTRE	MACHINES NDA
<b>RAILWAY ROLLING STOCK</b>							
	OTHER	5			5	AUTRE	MAT. ROUL. DE CH. DE FER
<b>PASS. AUTOS AND CHASSIS</b>							
	OTHER	3			3	AUTRE	VOITURES PART., CHASSIS
<b>TRUCKS AND CHASSIS</b>							
	OTHER		14		14	AUTRE	CAMIONS ET CHASSIS
<b>MOTOR VEHICLE ENGINES</b>							
	OTHER	70	3		73	AUTRE	MOTEURS DE VEH. AUTOM.
<b>EQUIPMENT MISC.</b>							
	OTHER	73			81	AUTRE	MATERIEL DIVERS
<b>PERSONAL, HSEHOLD GOODS</b>							
	OTHER	11	43		54	AUTRE	ART. PERS. ET MENAGERS
<b>CONTAINERS, CLOSURES</b>							
	OTHER	3			3	AUTRE	CONTENEURS, FERMETURES
<b>MISC. END PRODUCTS NES</b>							
	OTHER	31			31	AUTRE	PRODUITS FINIS DIV. NDA
<b>GENERAL CARGO</b>							
	OTHER		175		175	AUTRE	MARCHANDISES DIVERSES
<b>CONTAINERIZED FREIGHT</b>							
	OTHER	5 823	1 087	33	6 943	AUTRE	FRET CONTENEURISE
<b>COUNTRY/REGION TOTAL</b>		<b>514 968*</b>	<b>2 252*</b>	<b>7 196*</b>	<b>524 416*</b>		<b>TOTAL DE PAYS/REGION</b>
<b>YEMEN P.D.R.</b>							
<b>FISH, SALTED OR CURED</b>							
	GREEK	1			1	GRECQ	YEMEN P.D.R.
<b>MILK POWDER</b>							
	GREEK	428			428	GRECQ	POISSON, SALE OU FUME
<b>WHEAT</b>							
	GREEK	1 405			1 405	GRECQ	LAIT EN POWDRE
	ITALY	4 000			4 000	ITAL	BLE
<b>COMMODITY TOTAL</b>		<b>5 405</b>			<b>5 405</b>		<b>TOTAL DE MARCHANDISE</b>
<b>WHEAT FLOUR</b>							
	GREEK	5 367			5 367	GRECQ	FARINE DE BLE
	ITALY	1 020			1 020	ITAL	
<b>COMMODITY TOTAL</b>		<b>6 387</b>			<b>6 387</b>		<b>TOTAL DE MARCHANDISE</b>
<b>VEGETABLES, DRIED</b>							
	GREEK	665			665	GRECQ	LEGUMES, SECS
	ITALY	111			111	ITAL	
<b>COMMODITY TOTAL</b>		<b>776</b>			<b>776</b>		<b>TOTAL DE MARCHANDISE</b>



TABLE 18. COMMODITIES LOADED FOR FOREIGN COUNTRIES BY COUNTRY OF DESTINATION, REGISTRY OF VESSEL AND CANADIAN REGION - 1977

TABLEAU 18. MARCHANDISES CHARGÉES A DESTINATION DE PAYS ÉTRANGERS SELON LE PAYS DE DESTINATION, L'IMMATRICULATION DU NAVIRE ET LA RÉGION DU CANADA - 1977

METRIC TONNES - TONNES MÉTRIQUE

COUNTRY OF DESTINATION AND KIND OF CARGO	REGISTRY OF VESSEL	ATLANTIC ATLANTIQUE	GREAT LAKES GRANDS LACS	PACIFIC PACIFIQUE	TOTAL TOTAL	IMMATIC. DU NAVIRE	PAYS DE DESTINATION ET MARCHANDISE
<b>YEMEN P.D.R. CONT.</b>							<b>YEMEN R.D.P. SUITE</b>
EQUIPMENT MISC.	GREEK	3			3	GRECQ	MATERIEL DIVERS
GENERAL CARGO	ITALY	36			36	ITAL	MARCHANDISES DIVERSES
<b>COUNTRY/REGION TOTAL</b>		<b>13 036*</b>	<b>*</b>	<b>*</b>	<b>13 036*</b>		<b>TOTAL DE PAYS/REGION</b>
<b>BAHRAIN</b>							<b>BAHREIN</b>
MACARONI, CEREAL PROD.	NORW	5			5	NORV	PATES ALIM. PROD. CEREAL
VEGETABLE PREP. NES	NORW	1			1	NORV	PREP. DE LEGUMES NDA
MISC. FOOD PREP. NES	NORW	4			4	NORV	DIV. PREP. ALIM. NDA
CONC. COMPLETE FEEDS	NORW	9			9	NORV	CONC., PROV. COMPLETES
	OTHER	15			15	AUTRE	
<b>COMMODITY TOTAL</b>		<b>24</b>			<b>24</b>		<b>TOTAL DE MARCHANDISE</b>
PAPER NES	DENMK	97			97	DANMK	PAPIER NDA
	LIBER	21			21	LIBER	
<b>COMMODITY TOTAL</b>		<b>118</b>			<b>118</b>		<b>TOTAL DE MARCHANDISE</b>
METAL FAB. BASIC PRCD.	U K	3			3	R U	OUVR. DE BASE EN METAL
	NORW	22			22	NORV	
<b>COMMODITY TOTAL</b>		<b>25</b>			<b>25</b>		<b>TOTAL DE MARCHANDISE</b>
NON-MET. MIN. BASIC PRCD	NORW			1	1	NORV	PROD. MIN. NON-MET. BASE
MACHINERY NES	NORW			1	1	NORV	MACHINES NDA
ROAD MOTOR VEH. NES	NORW			1	1	NORV	VEH. AUTOM. ROUTIERS NDA
EQUIPMENT MISC.	U K	32			32	R U	MATERIEL DIVERS
	GREEK	14			14	GRECQ	
	NORW	80			80	NORV	
	OTHER	35			35	AUTRE	
<b>COMMODITY TOTAL</b>		<b>161</b>			<b>161</b>		<b>TOTAL DE MARCHANDISE</b>
PERSONAL, HSEHOLD GOODS	U K	1			1	R U	ART. PERS. ET MENAGERS
	GREEK	1			1	GRECQ	
<b>COMMODITY TOTAL</b>		<b>2</b>			<b>2</b>		<b>TOTAL DE MARCHANDISE</b>
CONTAINERIZED FREIGHT	GREEK	63			63	GRECQ	FRET CONTENEURE SE
	NORW	54			54	NORV	
<b>COMMODITY TOTAL</b>		<b>117</b>			<b>117</b>		<b>TOTAL DE MARCHANDISE</b>
<b>COUNTRY/REGION TOTAL</b>		<b>457*</b>	<b>*</b>	<b>3*</b>	<b>460*</b>		<b>TOTAL DE PAYS/REGION</b>
<b>CYPRUS</b>							<b>CHYPRE</b>
BARLEY	PANAM	19 688			19 688	PANAM	ORGE
WHEAT	U K	7 824			7 824	R U	BLE
LUMBER AND TIMBER	OTHER			18	18	AUTRE	BOIS D'OEUVRE ET CHARP.
VENEER, PLYWOOD	OTHER			25	25	AUTRE	PLACAGES, CONTRE-PLAQ.
ROAD MOTOR VEH. NES	U K	3			3	R U	VEH. AUTOM. ROUTIERS NDA
CONTAINERIZED FREIGHT	LIBER	765			765	LIBER	FRET CONTENEURE SE
	OTHER	143			143	AUTRE	
<b>COMMODITY TOTAL</b>		<b>908</b>			<b>908</b>		<b>TOTAL DE MARCHANDISE</b>
<b>COUNTRY/REGION TOTAL</b>		<b>28 423*</b>	<b>*</b>	<b>43*</b>	<b>28 466*</b>		<b>TOTAL DE PAYS/REGION</b>
<b>QATAR</b>							<b>QATAR</b>
SHORTENING	NORW	5			5	NORV	GRAISSE CULINAIRE
MISC. FOOD PREP. NES	U K	4			4	R U	DIV. PREP. ALIM. NDA
METAL FAB. BASIC PRCD.	NORW	14			14	NORV	OUVR. DE BASE EN METAL
EQUIPMENT MISC.	U K	16			16	R U	MATERIEL DIVERS
	NORW	27			27	NORV	
<b>COMMODITY TOTAL</b>		<b>43</b>			<b>43</b>		<b>TOTAL DE MARCHANDISE</b>
PERSONAL, HSEHOLD GOODS	NORW	2			2	NORV	ART. PERS. ET MENAGERS
CONTAINERIZED FREIGHT	U K	14			14	R U	FRET CONTENEURE SE
	NORW	14			14	NORV	
<b>COMMODITY TOTAL</b>		<b>28</b>			<b>28</b>		<b>TOTAL DE MARCHANDISE</b>
<b>COUNTRY/REGION TOTAL</b>		<b>96*</b>	<b>*</b>	<b>*</b>	<b>96*</b>		<b>TOTAL DE PAYS/REGION</b>
<b>EMIRATES U.A.</b>							<b>EMIRATS A.U.</b>
DAIRY PROD. EGGS, HONEY	GREEK	2			2	GRECQ	PROD. LAIT., OEUFS, MIEL
WHEAT FLOUR	U K	34			34	R U	FARINE DE BLE
	GREEK	77			77	GRECQ	
	NORW	49			49	NORV	
<b>COMMODITY TOTAL</b>		<b>160</b>			<b>160</b>		<b>TOTAL DE MARCHANDISE</b>
MACARONI, CEREAL PROD.	NORW	1			1	NORV	PATES ALIM. PROD. CEREAL
SPICES	NORW	17			17	NORV	EPICES
SHORTENING	GREEK	4			4	GRECQ	GRAISSE CULINAIRE
	NORW	14			14	NORV	
<b>COMMODITY TOTAL</b>		<b>18</b>			<b>18</b>		<b>TOTAL DE MARCHANDISE</b>
MISC. FOOD PREP. NES	NORW	18			18	NORV	DIV. PREP. ALIM. NDA
CONC. COMPLETE FEEDS	NORW	5			5	NORV	CONC., PROV. COMPLETES
	OTHER	8			8	AUTRE	
<b>COMMODITY TOTAL</b>		<b>13</b>			<b>13</b>		<b>TOTAL DE MARCHANDISE</b>
TOBACCO NES	NORW	23			23	NORV	TABACS NDA
CRUDE VEG. PROD. NES	U K			1	1	R U	PR. BRUTS ORIG. VEG. NDA
ASBESTOS	GREEK	502			502	GRECQ	AMIANTE
	NORW			639	639	NORV	
	LIBER	274			274	LIBER	
<b>COMMODITY TOTAL</b>		<b>776</b>		<b>639</b>	<b>1 415</b>		<b>TOTAL DE MARCHANDISE</b>

TABLE 18. COMMODITIES LOADED FOR FOREIGN COUNTRIES BY COUNTRY OF DESTINATION, REGISTRY OF VESSEL AND CANADIAN REGION - 1977

TABLEAU 18. MARCHANDISES CHARGÉES A DESTINATION DE PAYS ÉTRANGERS SELON LE PAYS DE DESTINATION, L'IMMATRICULATION DU NAVIRE ET LA RÉGION DU CANADA - 1977

METRIC TONNES - TONNES MÉTRIQUE

COUNTRY OF DESTINATION AND KIND OF CARGO	REGISTRY OF VESSEL	ATLANTIC ATLANTIQUE	GREAT LAKES GRANDS LACS	PACIFIC PACIFIQUE	TOTAL TOTAL	IMMATRIC. DU NAVIRE	PAYS DE DESTINATION ET MARCHANDISE
<b>EMIRATES U.A. CONT.</b>							<b>EMIRATS A.U. SUITE</b>
LUMBER AND TIMBER	U K			1 556	1 556	R U	BOIS OEUVRE ET CHARP.
BLDG. PAPER AND BOARD	GREEK	2			2	GRECQ	PLAQ. CONSTR., PAP/CART.
	NORW	16			16	NORV	
<b>COMMODITY TOTAL</b>		18			18		<b>TOTAL DE MARCHANDISE</b>
CHEM. SPECIALTIES NES	NORW			14	14	NORV	PRD. CHIM. SPECIAUX NDA
PIPES, TUBES: IRON, STEEL	NORW	15			15	NORV	TUYAUX, TUBES: FER, ACIER
ALUMINUM	GREEK	123			123	GRECQ	ALUMINIUM
COPPER AND ALLOYS	OTHER	449			449	AUTRE	CUIVRE ET ALLIAGES
NICKEL AND ALLOYS	OTHER	451			451	AUTRE	NICKEL ET ALLIAGES
METAL FAB. BASIC PROD.	U K	70			70	R U	OUVR. DE BASE EN METAL
	GREEK	13			13	GRECQ	
	NORW	90			90	NORV	
	OTHER	26			26	AUTRE	
<b>COMMODITY TOTAL</b>		199			199		<b>TOTAL DE MARCHANDISE</b>
BRICKS, TILES NES	GREEK	140			140	GRECQ	BRIQUES, TUILES NDA
	NORW	5			5	NORV	
<b>COMMODITY TOTAL</b>		145			145		<b>TOTAL DE MARCHANDISE</b>
MISC. FABRICATED PROD.	DENMK	35			35	DANMK	OUVRAGES DIVERS
MACHINERY NES	U K	7			7	R U	MACHINES NDA
	GER	51			51	ALL	
	GREEK	1			1	GRECQ	
	NORW	43		4	47	NORV	
<b>COMMODITY TOTAL</b>		102		4	106		<b>TOTAL DE MARCHANDISE</b>
TRUCKS AND CHASSIS	GER	594			594	ALL	CAMIONS ET CHASSIS
	GREEK	574			574	GRECQ	
<b>COMMODITY TOTAL</b>		1 168			1 168		<b>TOTAL DE MARCHANDISE</b>
MOTOR VEHICLE ENGINES	NORW	1			1	NORV	MOTEURS DE VEH. AUTOM.
SHIPS, AIRCRAFT, MIS. VEH	GREEK	74			74	GRECQ	NAVIRES, AVIONS, VEH. DIV
	NORW			8	8	NORV	
<b>COMMODITY TOTAL</b>		74		8	82		<b>TOTAL DE MARCHANDISE</b>
EQUIPMENT MISC.	U K	120			120	R U	MATERIEL DIVERS
	GER	126			126	ALL	
	GREEK	45			45	GRECQ	
	NORW	192		5	197	NORV	
<b>COMMODITY TOTAL</b>		483		5	488		<b>TOTAL DE MARCHANDISE</b>
PERSONAL, HOUSEHOLD GOODS	NORW	1			1	NORV	ART. PERS. ET MENAGERS
MISC. END PRODUCTS NES	GREEK	17			17	GRECQ	PRODUITS FINIS DIV. NDA
	NORW	2			2	NORV	
<b>COMMODITY TOTAL</b>		19			19		<b>TOTAL DE MARCHANDISE</b>
CONTAINERIZED FREIGHT	U K	87			87	R U	FRET CONTENEURE SE
	GREEK	653			653	GRECQ	
	NORW	144			144	NORV	
<b>COMMODITY TOTAL</b>		884			884		<b>TOTAL DE MARCHANDISE</b>
<b>COUNTRY/REGION TOTAL</b>		5 195*	*	2 227*	7 422*		<b>TOTAL DE PAYS/REGION</b>
<b>ETHIOPIA</b>							<b>ETHIOPIE</b>
MILK POWDER	GREEK	56			56	GRECQ	LAIT EN POUVRE
WHEAT	LIBER	21 001			21 001	LIBER	BLE
TRACTORS	GREEK	885			885	GRECQ	TRACTEURS
MACHINERY NES	GREEK	187			187	GRECQ	MACHINES NDA
MISC. END PRODUCTS NES	GREEK	2			2	GRECQ	PRODUITS FINIS DIV. NDA
<b>COUNTRY/REGION TOTAL</b>		22 131*	*	*	22 131*		<b>TOTAL DE PAYS/REGION</b>
<b>IRAN</b>							<b>IRAN</b>
MILK POWDER	GREEK	3 329			3 329	GRECQ	LAIT EN POUVRE
	OTHER	3 582			3 582	AUTRE	
<b>COMMODITY TOTAL</b>		6 911			6 911		<b>TOTAL DE MARCHANDISE</b>
BARLEY	GREEK	72 404			72 404	GRECQ	ORGE
	ITALY	24 279			24 279	ITAL	
	LIBER	50 000		31 574	81 574	LIBER	
<b>COMMODITY TOTAL</b>		146 683		31 574	178 257		<b>TOTAL DE MARCHANDISE</b>
VEGETABLES, DRIED	OTHER	1 078			1 078	AUTRE	LEGUMES, SECS
SPICES	DENMK	11			11	DANMK	EPICES
ASBESTOS	DENMK	4 303			4 303	DANMK	AMIANTE
	GREEK	68			68	GRECQ	
	NORW			511	511	NORV	
	LIBER	3 572			3 572	LIBER	
<b>COMMODITY TOTAL</b>		7 943		511	8 454		<b>TOTAL DE MARCHANDISE</b>
LUMBER AND TIMBER	PANAM			5 680	5 680	PANAM	BOIS OEUVRE ET CHARP.
PULP	NORW			5 739	5 739	NORV	PATE
	OTHER	4 030	2 054		6 084	AUTRE	
<b>COMMODITY TOTAL</b>		4 030	2 054	5 739	11 823		<b>TOTAL DE MARCHANDISE</b>
NEWSPRINT PAPER	GREEK	3 447			3 447	GRECQ	PAPIER JOURNAL
	PANAM	2 985			2 985	PANAM	
	OTHER	10 172			10 172	AUTRE	
<b>COMMODITY TOTAL</b>		16 604			16 604		<b>TOTAL DE MARCHANDISE</b>
PAPER NES	DENMK	21			21	DANMK	PAPIER NDA
	OTHER	1 157			1 157	AUTRE	
<b>COMMODITY TOTAL</b>		1 178			1 178		<b>TOTAL DE MARCHANDISE</b>
PAPERBOARD	JAPAN	3 627			3 627	JAPON	CARTON
	OTHER	3 951			3 951	AUTRE	
<b>COMMODITY TOTAL</b>		7 578			7 578		<b>TOTAL DE MARCHANDISE</b>

TABLE 18. COMMODITIES LOADED FOR FOREIGN COUNTRIES BY COUNTRY OF DESTINATION, REGISTRY OF VESSEL AND CANADIAN REGION - 1977

TABLEAU 18. MARCHANDISES CHARGÉES À DESTINATION DE PAYS ÉTRANGERS SELON LE PAYS DE DESTINATION, L'IMMATRICULATION DU NAVIRE ET LA RÉGION DU CANADA - 1977

METRIC TONNES - TONNES METRIQUE

COUNTRY OF DESTINATION AND KIND OF CARGO	REGISTRY OF VESSEL	ATLANTIC ATLANTIQUE	GREAT LAKES GRANDS LACS	PACIFIC PACIFIQUE	TOTAL TOTAL	IMMATIC. DU NAVIRE	PAYS DE DESTINATION ET MARCHANDISE
<b>IRAN</b>							<b>IRAN</b>
TEXTILE FAB. MTL NES	DENMK	20			20	DANMK	SUITE
	GREEK	1			1	GREGC	OUVR. EN MAT. TEXT. NDA
<b>COMMODITY TOTAL</b>		<b>21</b>			<b>21</b>		<b>TOTAL DE MARCHANDISE</b>
ANIMAL OILS, EXC. MAPINE	NORW			446	446	NORV	HUIL. ANIM. SAUF AN. MAR.
ORGANIC CHEMICALS NES	U K	31			31	R U	PROD. CHIM. ORGAN. NDA
AGRICULTURAL CHEMICALS	OTHER	5			5	AUTRE	PROD. CHIM. AGRIC. CLES
PLASTIC MATERIALS	DENMK	725			725	DANMK	MATIERES PLASTIQUES
ASPHALTS, ROAD OILS	GREEK	3			3	GREGC	ASPHALTE, BITUME LIQD.
STRUCTURAL SHAPES	NORW			133	133	NORV	PROFILES DE CONSTRUCT.
COPPER AND ALLOYS	DENMK	1 429			1 429	DANMK	CUIVRE ET ALLIAGES
	LIBER	937			937	LIBER	
<b>COMMODITY TOTAL</b>		<b>2 366</b>			<b>2 366</b>		<b>TOTAL DE MARCHANDISE</b>
METAL FAB. BASIC PRCD.	GREEK	2			2	GREGC	OUVR. DE BASE EN METAL
BRICKS, TILES NES	DENMK	288			288	DANMK	BRIQUES, TUILES NDA
NON-MET. MIN. BASIC PRCD	GREEK	44			44	GREGC	PRCD. MIN. NON-MET. BASE
MACHINERY NES	NORW			9	9	NORV	MACHINES NDA
	JAPAN	7			7	JAPON	
	OTHER	97			97	AUTRE	
<b>COMMODITY TOTAL</b>		<b>104</b>		<b>9</b>	<b>113</b>		<b>TOTAL DE MARCHANDISE</b>
TRUCKS AND CHASSIS	NORW			34	34	NORV	CAMIONS ET CHASSIS
	OTHER	9			9	AUTRE	
<b>COMMODITY TOTAL</b>		<b>9</b>		<b>34</b>	<b>43</b>		<b>TOTAL DE MARCHANDISE</b>
EQUIPMENT MISC.	GER	49			49	ALL	MATERIEL DIVERS
	GREEK	12			12	GREGC	
	NORW	37			37	NORV	
	OTHER	234			234	AUTRE	
<b>COMMODITY TOTAL</b>		<b>332</b>			<b>332</b>		<b>TOTAL DE MARCHANDISE</b>
PERSONAL/HSEHOLD GCEDS	NORW	5		1	6	NORV	ART. PERS. ET MENAGERS
MISC. END PRODUCTS NES	PANAM		2 289		2 289	PANAM	PRODUITS FINIS DIV. NDA
CONTAINERIZED FREIGHT	U K	24			24	R U	FRGT. CONTAINERISE
	GER	34			34	ALL	
	GREEK	190			190	GREGC	
	NORW	47			47	NORV	
	LIBER	136			136	LIBER	
	OTHER	47			47	AUTRE	
<b>COMMODITY TOTAL</b>		<b>478</b>			<b>478</b>		<b>TOTAL DE MARCHANDISE</b>
<b>COUNTRY/REGION TOTAL</b>		<b>196 429*</b>	<b>4 343*</b>	<b>44 127*</b>	<b>244 899*</b>		<b>TOTAL DE PAYS/REGION</b>
<b>IRAQ</b>							<b>IRAQ</b>
BARLEY	GREEK	18 701			18 701	GREGC	ORGE
	LIBER	6 414		6 825	13 239	LIBER	
	JAPAN			14 175	14 175	JAPON	
	OTHER	3 076			3 076	AUTRE	
<b>COMMODITY TOTAL</b>		<b>28 191</b>		<b>21 000</b>	<b>49 191</b>		<b>TOTAL DE MARCHANDISE</b>
WHEAT	U K	39 372			39 372	R U	BLE
	GREEK	80 930			80 930	GREGC	
	NORW	18 975			18 975	NORV	
	LIBER	48 569		16 800	65 369	LIBER	
	PANAM	34 378			34 378	PANAM	
	OTHER	99 489			99 489	AUTRE	
<b>COMMODITY TOTAL</b>		<b>321 713</b>		<b>16 800</b>	<b>338 513</b>		<b>TOTAL DE MARCHANDISE</b>
VEGETABLES, DRIED	GREEK	301			301	GREGC	LEGUMES, SECS
ASBESTOS	GREEK	3 187			3 187	GREGC	AMIANTE
PULP	OTHER	220			220	AUTRE	PATE
PAPER NES	LIBER			1 985	1 985	LIBER	PAPIER NDA
	PANAM			1 249	1 249	PANAM	
				3 234	3 234		
<b>COMMODITY TOTAL</b>		<b>119</b>			<b>119</b>		<b>TOTAL DE MARCHANDISE</b>
TEXTILE FAB. MTL NES	GREEK	119			119	GREGC	OUVR. EN MAT. TEXT. NDA
ALUMINUM	OTHER	50			50	AUTRE	ALUMINIUM
NON-MET. MIN. BASIC PROD	GREEK	104			104	GREGC	PRCD. MIN. NON-MET. BASE
MISC. FABRICATED PROD.	GREEK	54			54	GREGC	OUVRAGES DIVERS
MACHINERY NES	GREEK	1			1	GREGC	MACHINES NDA
MOTOR VEHICLE ENGINES	GREEK	18			18	GREGC	MOTEURS DE VEH. AUTOM.
EQUIPMENT MISC.	GREEK	4			4	GREGC	MATERIEL DIVERS
	OTHER	2			2	AUTRE	
<b>COMMODITY TOTAL</b>		<b>6</b>			<b>6</b>		<b>TOTAL DE MARCHANDISE</b>
<b>COUNTRY/REGION TOTAL</b>		<b>353 964*</b>	<b>*</b>	<b>41 034*</b>	<b>394 998*</b>		<b>TOTAL DE PAYS/REGION</b>
<b>ISRAEL</b>							<b>ISRAEL</b>
BARLEY	OTHER	58 131		28 272	86 403	AUTRE	ORGE
WHEAT	OTHER	1 067			1 067	AUTRE	
ASBESTOS	U K	218			218	R U	AMIANTE
WASTE AND SCRAP NES	U K	813			813	R U	DECHETS ET RESIDUS NDA
LUMBER AND TIMBER	U K	854			854	R U	BOIS OEUVRE ET CHARP.
PAPER NES	U K	5			5	R U	PAPIER NDA
ALUMINUM	U K	266			266	R U	ALUMINIUM
	OTHER			2 053	2 053	AUTRE	
<b>COMMODITY TOTAL</b>		<b>266</b>		<b>2 053</b>	<b>2 319</b>		<b>TOTAL DE MARCHANDISE</b>
COPPER AND ALLOYS	OTHER	28			28	AUTRE	CUIVRE ET ALLIAGES
ZINC AND ALLOYS	U K	204			204	R U	ZINC ET ALLIAGES
MACHINERY NES	OTHER	1 254			1 254	AUTRE	MACHINES NDA
EQUIPMENT MISC.	U K	2 210			2 210	R U	MATERIEL DIVERS



TABLE 13. COMMODITIES LOADED FROM FOREIGN COUNTRIES BY COUNTRY OF DESTINATION, REGISTRY OF VESSEL AND CANADIAN REGION - 1977

TABLÉAU 13. MARCHANDISES CHARGÉES À DESTINATION DE PAYS ÉTRANGERS SELON LE PAYS DE DESTINATION, L'IMMATRICULATION DU NAVIRE ET LA RÉGION DU CANADA - 1977

		METRIC TONNES - TONNES MÉTRIQUE						
COUNTRY OF DESTINATION AND KIND OF CARGO	REGISTRY OF VESSEL	ATLANTIC ATLANTIQUE	GREAT LAKES GRANDS LACS	PACIFIC PACIFIQUE	TOTAL TOTAL	IMMATIC. DU NAVIRE	PAYS DE DESTINATION ET MARCHANDISE	
<b>ISRAEL</b>	<b>CONT.</b>						<b>ISRAEL</b>	
	OTHER	826			826	AUTRE	<b>SUITE</b>	
<b>COMMODITY TOTAL</b>		<b>3 036</b>			<b>3 036</b>		<b>TOTAL DE MARCHANDISE</b>	
PERSONAL, HOUSEHOLD GOODS	U K	9			9	R U	ART. PERS. ET MÉNAGERS	
GENERAL CARGO	U K	2			2	R U	MARCHANDISES DIVERSES	
CONTAINERIZED FREIGHT	GER	13 180			13 180	ALL	FRET CONTENEUREUSE	
	LIBER	9 734			9 734	LIBER		
	OTHER	18 342			18 342	AUTRE		
<b>COMMODITY TOTAL</b>		<b>41 256</b>			<b>41 256</b>		<b>TOTAL DE MARCHANDISE</b>	
<b>COUNTRY/REGION TOTAL</b>		<b>107 143*</b>	*	<b>30 325*</b>	<b>137 468*</b>		<b>TOTAL DE PAYS/REGION</b>	
<b>JORDAN</b>							<b>JORDANIE</b>	
MILK POWDER	GREEK	755			755	GRECQ	LAIT EN POUDRE	
WHEAT FLOUR	GREEK	28			28	GRECQ	FARINE DE BLE	
	ITALY	878			878	ITAL		
<b>COMMODITY TOTAL</b>		<b>906</b>			<b>906</b>		<b>TOTAL DE MARCHANDISE</b>	
VEGETABLES, DRIED	GREEK	271			271	GRECQ	LEGUMES, SECS	
SHORTENING	GREEK	12			12	GRECQ	GRAISSE CULINAIRE	
MISC. FOOD PREP. NES	GREEK	5			5	GRECQ	DIV. PREP. ALIM. NDA	
CONC. COMPLETE FEEDS	GREEK	5			5	GRECQ	CONC., PROV. COMPLETES	
TEXTILE FAB. MTL NES	GREEK	5			5	GRECQ	OUVR. EN MAT. TEXT. NDA	
METAL FAB. BASIC PROD.	GREEK	23			23	GRECQ	OUVR. DE BASE EN METAL	
MISC. FABRICATED PROD.	GREEK	50			50	GRECQ	OUVRAGES DIVERS	
MACHINERY NES	GREEK	1			1	GRECQ	MACHINES NDA	
	NORV	23			23	NORV		
<b>COMMODITY TOTAL</b>		<b>24</b>			<b>24</b>		<b>TOTAL DE MARCHANDISE</b>	
PASS. ALCS AND CHASSIS	GREEK	2			2	GRECQ	VOITURES PART., CHASSIS	
MOTOR VEHICLE ENGINES	GREEK	6			6	GRECQ	MOTEURS DE VEH. AUTOM.	
	NORV	5			5	NORV		
<b>COMMODITY TOTAL</b>		<b>11</b>			<b>11</b>		<b>TOTAL DE MARCHANDISE</b>	
EQUIPMENT MISC.	GREEK	17			17	GRECQ	MATERIEL DIVERS	
PERSONAL, HOUSEHOLD GOODS	GREEK	6			6	GRECQ	ART. PERS. ET MENAGERS	
FIREARMS, AMMUNITION	GREEK	1			1	GRECQ	ARMES A FEU, MUNITIONS	
MISC. END PRODUCTS NES	GREEK	740			740	GRECQ	PRODUITS FINIS DIV. NDA	
CONTAINERIZED FREIGHT	GREEK	7			7	GRECQ	FRET CONTENEUREUSE	
<b>COUNTRY/REGION TOTAL</b>		<b>2 840*</b>	*	*	<b>2 840*</b>		<b>TOTAL DE PAYS/REGION</b>	
<b>KUWAIT</b>							<b>KOWEIT</b>	
MACARONI, CEREAL PROD.	NORV	2			2	NORV	PATES ALIM. PROD. CEREAL	
FRUITS, PREP. CANNED	NORV	4			4	NORV	FRUITS PREP. EN BOITE	
SHORTENING	GREEK	15			15	GRECQ	GRAISSE CULINAIRE	
LARD	NORV	15			15	NORV	SAINDOUX	
MISC. FOOD PREP. NES	U K	15			15	R U	DIV. PREP. ALIM. NDA	
	NORV	14			14	NORV		
<b>COMMODITY TOTAL</b>		<b>29</b>			<b>29</b>		<b>TOTAL DE MARCHANDISE</b>	
TOBACCO NES	NORV	1			1	NORV	TABACS NDA	
LUMBER AND TIMBER	GREEK	5 994			5 994	GRECQ	BOIS OEUVRE ET CHARP.	
	LIBER	4 516			4 516	LIBER		
	PANAM			7 004	7 004	PANAM		
<b>COMMODITY TOTAL</b>		<b>10 510</b>		<b>7 004</b>	<b>17 514</b>		<b>TOTAL DE MARCHANDISE</b>	
VENEER, PLYWOOD	PANAM			60	60	PANAM	PLACAGES, CONTRE-PLAQ.	
PULP	PANAM			1 089	1 089	PANAM	PATE	
PAPER NES	U K			525	525	R U	PAPIER NDA	
PLASTIC MATERIALS	NORV	14			14	NORV	MATIERES PLASTIQUES	
	OTHER	4			4	AUTRE		
<b>COMMODITY TOTAL</b>		<b>18</b>			<b>18</b>		<b>TOTAL DE MARCHANDISE</b>	
CHEM. SPECIALTIES NES	NORV	8			8	NORV	PRDD. CHIM. SPECIAUX NDA	
METAL FAB. BASIC PROD.	GREEK	3			3	GRECQ	OUVR. DE BASE EN METAL	
	PANAM			5	5	PANAM		
<b>COMMODITY TOTAL</b>		<b>3</b>		<b>5</b>	<b>8</b>		<b>TOTAL DE MARCHANDISE</b>	
BRICKS, TILES NES	GREEK	109			109	GRECQ	BRIQUES, TUILES NDA	
	LIBER	142			142	LIBER		
<b>COMMODITY TOTAL</b>		<b>251</b>			<b>251</b>		<b>TOTAL DE MARCHANDISE</b>	
NON-MET. MIN. BASIC PROD	GREEK	17			17	GRECQ	PROD. MIN. NON-MET. BASE	
MISC. FABRICATED PROD.	GREEK	235			235	GRECQ	OUVRAGES DIVERS	
	LIBER	160			160	LIBER		
<b>COMMODITY TOTAL</b>		<b>395</b>			<b>395</b>		<b>TOTAL DE MARCHANDISE</b>	
MACHINERY NES	NORV			114	114	NORV	MACHINES NDA	
	PANAM			4	4	PANAM		
<b>COMMODITY TOTAL</b>				<b>118</b>	<b>118</b>		<b>TOTAL DE MARCHANDISE</b>	
MOTOR VEHICLE ENGINES	NORV	22			22	NORV	MOTEURS DE VEH. AUTOM.	
	OTHER	1			1	AUTRE		
<b>COMMODITY TOTAL</b>		<b>23</b>			<b>23</b>		<b>TOTAL DE MARCHANDISE</b>	
EQUIPMENT MISC.	U K	73			73	R U	MATERIEL DIVERS	
	DENMK	338			338	DANMK		
	LIBER	56			56	GRECQ		
	NORV	294		254	548	NORV		
	PANAM			30	30	PANAM		
	OTHER	26			26	AUTRE		
<b>COMMODITY TOTAL</b>		<b>787</b>		<b>284</b>	<b>1 071</b>		<b>TOTAL DE MARCHANDISE</b>	
PERSONAL, HOUSEHOLD GOODS	U K	1			1	R U	ART. PERS. ET MENAGERS	
	GREEK	8			8	GRECQ		
	NORV	1		1	2	NORV		

TABLE 18. COMMODITIES LOADED FOR FOREIGN COUNTRIES BY COUNTRY OF DESTINATION, REGISTRY OF VESSEL AND CANADIAN REGION - 1977

TABLÉAU 18. MARCHANDISES CHARGÉES À DESTINATION DE PAYS ÉTRANGERS SELON LE PAYS DE DESTINATION, L'IMMATRICULATION DU NAVIRE ET LA RÉGION DU CANADA - 1977

		METRIC TONNES - TONNES METRIQUE						
COUNTRY OF DESTINATION AND KIND OF CARGO	REGISTRY OF VESSEL	ATLANTIC ATLANTIQUE	GREAT LAKES GRANDS LACS	PACIFIC PACIFIQUE	TOTAL TOTAL	IMMTRIC. DU NAVIRE	PAYS DE DESTINATION ET MARCHANDISE	
<b>KUWAIT CONT.</b>							<b>KOWEIT SUITE</b>	
COMMODITY TOTAL		10		1	11		TOTAL DE MARCHANDISE	
MISC. END PRODUCTS NES	NORW	16			16	NORV	PRODUITS FINIS DIV.NOA	
CONTAINERIZED FREIGHT	U K	53			53	R U	FRET CONTENEURESE	
	GREEK	269			269	GREQ		
	NORW	203			203	NORV		
	OTHER	53			53	AUTRE		
COMMODITY TOTAL		578			578		TOTAL DE MARCHANDISE	
COUNTRY/REGION TOTAL		12 682*	*	9 086*	21 768*		TOTAL DE PAYS/REGION	
<b>LEBANON</b>							<b>LIBAN</b>	
FISH, FRESH OR FROZEN	GREEK	25			25	GREQ	POISSON, FRAIS OU CONG.	
MILK POWDER	GREEK	31			31	GREQ	LAIT EN POUFRE	
BARLEY	GREEK	11 627			11 627	GREQ	DRGE	
	NORW	8 723			8 723	NORV		
COMMODITY TOTAL		20 350			20 350		TOTAL DE MARCHANDISE	
WHEAT	LIBER	8 830			8 830	LIBER	BLE	
	OTHER	18 590	33 444		52 434	AUTRE		
COMMODITY TOTAL		27 820	33 444		61 264		TOTAL DE MARCHANDISE	
SPICES	GREEK	3			3	GREQ	ÉPICES	
MISC. FOOD PREP. NES	GREEK	7			7	GREQ	DIV. PREP. ALIM. NOA	
ASBESTOS	GREEK	1 364			1 364	GREQ	AMIANTE	
	OTHER			848	848	AUTRE		
COMMODITY TOTAL		1 364		848	2 212		TOTAL DE MARCHANDISE	
LUMBER AND TIMBER	OTHER			81	81	AUTRE	BOIS D'OEUVRE ET CHARP.	
PULP	GREEK	31			31	GREQ	PATE	
NEWSPRINT PAPER	GREEK	554			554	GREQ	PAPIER JOURNAL	
	OTHER	995			995	AUTRE		
COMMODITY TOTAL		1 549			1 549		TOTAL DE MARCHANDISE	
PAPER NES	GREEK	153			153	GREQ	PAPIER NOA	
PAPERBOARD	GREEK	31			31	GREQ	CARTON	
TEXTILE FAB. MTL NES	GREEK	3			3	GREQ	OUVR. EN MAT. TEXT. NOA	
VEG. OILS, FATS NES	GREEK	899			899	GREQ	HUIL. MAT. GRAS. VEG. NOA	
PLATE & SHEET STEEL	GREEK	302			302	GREQ	TOL. FEUILLES D'ACIER	
ALUMINUM	GREEK	51			51	GREQ	ALUMINIUM	
COPPER AND ALLCYS	GREEK	2			2	GREQ	CUIVRE ET ALLIAGES	
BRICKS, TILES NES	GREEK	598			598	GREQ	BRQUES, TUILES NOA	
MISC. FABRICATED PROD.	GREEK	30			30	GREQ	OUVRAGES DIVERS	
PASS. AUTOS AND CHASSIS	GREEK	2			2	GREQ	VOITURES PART., CHASSIS	
MOTOR VEHICLE ENGINES	GREEK	10			10	GREQ	MOTEURS DE VEH. AUTOM.	
EQUIPMENT MISC.	GREEK	80			80	GREQ	MATERIEL DIVERS	
PERSONAL, HOUSEHOLD GOODS	GREEK	30			30	GREQ	ART. PERS. ET MENAGERS	
CONTAINERIZED FREIGHT	GREEK	12			12	GREQ	FRET CONTENEURESE	
COUNTRY/REGION TOTAL		53 783*	33 444*	929*	88 156*		TOTAL DE PAYS/REGION	
<b>LIBYA</b>							<b>LIBYE</b>	
WHEAT	GREEK	3 478			3 478	GREQ	BLE	
	OTHER	11 001			11 001	AUTRE		
COMMODITY TOTAL		14 479			14 479		TOTAL DE MARCHANDISE	
BOLTS, ROUND TIMBER	GER	4 031			4 031	ALL	BILLOTS, BOIS ROND	
	NORW	4 613			4 613	NORV		
COMMODITY TOTAL		8 644			8 644		TOTAL DE MARCHANDISE	
COUNTRY/REGION TOTAL		23 123*	*	*	23 123*		TOTAL DE PAYS/REGION	
<b>SAUDI ARABIA</b>							<b>ARABIE SAOUDIT</b>	
WHEAT	GREEK	6 564			6 564	GREQ	BLE	
	NORW			3 115	3 115	NORV		
COMMODITY TOTAL		6 564		3 115	9 679		TOTAL DE MARCHANDISE	
WHEAT FLDUR	NORW	97			97	NORV	FARINE DE BLE	
SHORTENING	NORW	14			14	NORV	GRAISSE CULINAIRE	
	OTHER	16			16	AUTRE		
COMMODITY TOTAL		30			30		TOTAL DE MARCHANDISE	
MISC. FOOD PREP. NES	NORW	23			23	NORV	DIV. PREP. ALIM. NOA	
	OTHER	4			4	AUTRE		
COMMODITY TOTAL		27			27		TOTAL DE MARCHANDISE	
CONC. COMPLETE FEEDS	OTHER	5			5	AUTRE	CONC., PROV. COMPLETES	
NON-ALCOHOLIC BEVERAGE	NORW	17			17	NORV	BOISSONS NON-ALCOOLIQ.	
ASBESTOS	NORW			122	122	NORV	AMIANTE	
	PANAM			912	912	PANAM		
COMMODITY TOTAL				1 034	1 034		TOTAL DE MARCHANDISE	
LUMBER AND TIMBER	GREEK	115			115	GREQ	BOIS D'OEUVRE ET CHARP.	
	NORW			16	16	NORV		
	LIBER			6 742	6 742	LIBER		
	PANAM			6 224	6 224	PANAM		
COMMODITY TOTAL		115		12 982	13 097		TOTAL DE MARCHANDISE	
WOOD FAB. MATERIALS	PANAM			11	11	PANAM	DEMI-PRODUITS EN BOIS	
PULP	NORW	2 633			2 633	NORV	PATE	
NEWSPRINT PAPER	OTHER	429			429	AUTRE	PAPIER JOURNAL	
PAPER NES	U K			1 032	1 032	R U	PAPIER NOA	
	NORW			5	5	NORV		
	LIBER			2 340	2 340	LIBER		

TABLE 18. COMMODITIES LOADED FOR FOREIGN COUNTRIES BY COUNTRY OF DESTINATION, REGISTRY OF VESSEL AND CANADIAN REGION - 1977

TABLÉAU 18. MARCHANDISES CHARGÉES À DESTINATION DE PAYS ÉTRANGERS SELON LE PAYS DE DESTINATION, L'IMMATRICULATION DU NAVIRE ET LA RÉGION DU CANADA - 1977

		METRIC TONNES - TONNES MÉTRIQUE					
COUNTRY OF DESTINATION AND KIND OF CARGO	REGISTRY OF VESSEL	ATLANTIC ATLANTIQUE	GREAT LAKES GRANDS LACS	PACIFIC PACIFIQUE	TOTAL TOTAL	IMMATIC. DU NAVIRE	PAYS DE DESTINATION ET MARCHANDISE
SAUDI ARABIA CCNT.	PANAM			1 814	1 814	PANAM	ARABIE SAOUDITE SUITE
COMMODITY TOTAL				5 191	5 191		TOTAL DE MARCHANDISE
BLOG. PAPER AND BOARD	GREEK	11				GRECQ	PLAQ. CONSTR., PAP/CART.
	NORW	3				NORV	
COMMODITY TOTAL		14					TOTAL DE MARCHANDISE
TEXTILE FAB. MTL NES	NORW	15				NORV	OUVR. EN MAT. TEXT. NDA
PLASTIC MATERIALS	GER	26				ALL	MATIERES PLASTIQUES
	NORW	15				NORV	
COMMODITY TOTAL		41					TOTAL DE MARCHANDISE
DYESTUFF, PIGMENT, PAINT	U K	18				R U	MAT. COLOR. PIG. PEINTURE
	GREEK	19				GRECQ	
	NORW	24				NORV	
COMMODITY TOTAL		61					TOTAL DE MARCHANDISE
PLATE & SHEET STEEL	U K	46				R U	TILES, FEUILLES D'ACIER
	GREEK	118				GRECQ	
COMMODITY TOTAL		164					TOTAL DE MARCHANDISE
METAL FAB. BASIC PRDD.	U K	10				R U	OUVR. DE BASE EN METAL
	GER	19				ALL	
	GREEK	178				GRECQ	
	NORW	16				NORV	
COMMODITY TOTAL		223					TOTAL DE MARCHANDISE
BRICKS, TILES NES	GREEK	459				GRECQ	BRIQUES, TUILES NDA
ASBESTOS BASIC PRDD.	GREEK	17				GRECQ	OUVR. DE BASE AMIANTE
CEMENT BASIC PRDD.	PANAM			56	56	PANAM	OUVR. DE BASE CIMENT
NON-MET. MIN. BASIC PRDD	U K	19				R U	PROD. MIN. NON-MET. BASE
	GER	6				ALL	
COMMODITY TOTAL		25					TOTAL DE MARCHANDISE
MISC. FABRICATED PRDD.	GREEK	16				GRECQ	OUVRAGES DIVERS
	OTHER	2				AUTRE	
COMMODITY TOTAL		18					TOTAL DE MARCHANDISE
MACHINERY NES	GREEK	8 253			8 253	GRECQ	MACHINES NDA
	NORW			61	61	NORV	
	PANAM			4	4	PANAM	
COMMODITY TOTAL		8 253		65	8 318		TOTAL DE MARCHANDISE
TRUCKS AND CHASSIS	GREEK	170				GRECQ	CAMIONS ET CHASSIS
MOTOR VEHICLE ENGINES	GREEK	10				GRECQ	MOTEURS DE VEH. AUTOM.
	NORW	7				NORV	
COMMODITY TOTAL		17					TOTAL DE MARCHANDISE
ROAD MOTOR VEH. NES	GREEK	777				GRECQ	VEH. AUTOM. ROUTIERS NDA
	PANAM			7	7	PANAM	
COMMODITY TOTAL		777		7	784		TOTAL DE MARCHANDISE
EQUIPMENT MISC.	U K	232				R U	MATERIEL DIVERS
	GER	604				ALL	
	GREEK	98				GRECQ	
	NORW	453		103	556	NORV	
	OTHER	157			157	AUTRE	
COMMODITY TOTAL		1 544		103	1 647		TOTAL DE MARCHANDISE
PERSONAL, HOUSEHOLD GOODS	GREEK	2				GRECQ	ART. PERS. ET MENAGERS
	NORW	13				NORV	
COMMODITY TOTAL		15					TOTAL DE MARCHANDISE
CONTAINERS, CLOSURES	GER	54				ALL	CONTENEURS, FERMETURES
MISC. END PRODUCTS NES	DENMK	14 733			14 733	DANMK	PRODUITS FINIS DIV. NDA
	GER	1 588			1 588	ALL	
	GREEK	726			726	GRECQ	
	NORW	35			263	NORV	
	JAPAN			9 160	9 160	JAPON	
	PANAM			342	342	PANAM	
	OTHER	581			581	AUTRE	
COMMODITY TOTAL		17 663		9 765	27 428		TOTAL DE MARCHANDISE
CONTAINERIZED FREIGHT	U K	317				R U	FRET CONTENEURESE
	GREEK	3 397			3 397	GRECQ	
	NORW	589			589	NORV	
	OTHER	97			97	AUTRE	
COMMODITY TOTAL		4 400			4 400		TOTAL DE MARCHANDISE
COUNTRY/REGION TOTAL		43 847*	*	32 329*	76 176*		TOTAL DE PAYS/REGION
SOMALIA							SOMALIE
WHEAT	LIBER	40 823			40 823	LIBER	BLE
WHEAT FLOUR	GREEK	7 619			7 619	GRECQ	FARINE DE BLE
	ITALY	3 714			3 714	ITAL	
COMMODITY TOTAL		11 333			11 333		TOTAL DE MARCHANDISE
EQUIPMENT MISC.	GREEK	1			1	GRECQ	MATERIEL DIVERS
COUNTRY/REGION TOTAL		52 157*	*	*	52 157*		TOTAL DE PAYS/REGION
SUDAN							SUDAN
MILK POWDER	GREEK	408			408	GRECQ	LAIT EN POUVRE
WHEAT FLOUR	GREEK	503			503	GRECQ	FARINE DE BLE
	ITALY	1 010			1 010	ITAL	
COMMODITY TOTAL		1 513			1 513		TOTAL DE MARCHANDISE
VEGETABLES, DRIED	GREEK	364			364	GRECQ	LEGUMES, SECS
	ITALY	80			80	ITAL	
COMMODITY TOTAL		444			444		TOTAL DE MARCHANDISE



TABLE 1B. COMMODITIES LOADED FOR FOREIGN COUNTRIES BY COUNTRY OF DESTINATION, REGISTRY OF VESSEL AND CANADIAN REGION - 1977

TABLEAU 1B. MARCHANDISES CHARGÉES A DESTINATION DE PAYS ÉTRANGERS SELON LE PAYS DE DESTINATION, L'IMMATRICULATION DU NAVIRE ET LA RÉGION DU CANADA - 1977

METRIC TONNES - TONNES MÉTRIQUE

COUNTRY OF DESTINATION AND KIND OF CARGO	REGISTRY OF VESSEL	ATLANTIC ATLANTIQUE	GREAT LAKES GRANDS LACS	PACIFIC PACIFIQUE	TOTAL TOTAL	IMMATRIC. DU NAVIRE	PAYS DE DESTINATION ET MARCHANDISE
<b>SUDAN</b>							
WOOD FAB. MATERIALS	GREEK	203			203	GRECQ	DEMI-PRODUITS EN BOIS
NEWSPRINT PAPER	OTHER	2 488			2 488	AUTRE	PAPIER JOURNAL
VEG. OILS, FATS NES	GREEK	30			30	GRECQ	HUIL. MAT. GRAS. VEG. NDA
ZINC AND ALLOYS	GREEK	100			100	GRECQ	ZINC ET ALLIAGES
MACHINERY NES	GREEK	132			132	GRECQ	MACHINES NDA
EQUIPMENT MISC.	GREEK	172			172	GRECQ	MATERIEL DIVERS
PERSONAL/HSEHOLD GCDS	GREEK	1			1	GRECQ	ART. PERS. ET MENAGERS
<b>COUNTRY/REGION TOTAL</b>		<b>5 491*</b>	<b>*</b>	<b>*</b>	<b>5 491*</b>		<b>TOTAL DE PAYS/REGION</b>
<b>SYRIA</b>							
MILK POWDER	GREEK	998			998	GRECQ	LAIT EN POUURE
WHEAT	GREEK	153 447			153 447	GRECQ	BLE
	ITALY	20 423			20 423	ITAL	
	LIBER	125 020	15 052		140 072	LIBER	
	OTHER	16 103			16 103	AUTRE	
<b>COMMODITY TOTAL</b>		<b>314 993</b>	<b>15 052</b>		<b>330 045</b>		<b>TOTAL DE MARCHANDISE</b>
ASBESTOS	GREEK	816			816	GRECQ	AMIANTE
<b>COUNTRY/REGION TOTAL</b>		<b>316 807*</b>	<b>15 052*</b>	<b>*</b>	<b>331 859*</b>		<b>TOTAL DE PAYS/REGION</b>
<b>TURKEY</b>							
NUTS, EXC. OIL NUTS NES	OTHER	4			4	AUTRE	NOIX, SAUF BLEAG. NDA
PULPWOOD	NORV	5 293			5 293	NORV	BOIS A PATE
	PANAM	3 268			3 268	PANAM	
	OTHER	6 858			6 858	AUTRE	
<b>COMMODITY TOTAL</b>		<b>15 419</b>			<b>15 419</b>		<b>TOTAL DE MARCHANDISE</b>
ASBESTOS	OTHER	1 938			1 938	AUTRE	AMIANTE
PULP	U K			6 069	6 069	R U	PATE
	NORV			5 155	5 155	NORV	
	OTHER	2 313		1 095	3 408	AUTRE	
<b>COMMODITY TOTAL</b>		<b>2 313</b>		<b>12 319</b>	<b>14 632</b>		<b>TOTAL DE MARCHANDISE</b>
NEWSPRINT PAPER	OTHER	4 999			4 999	AUTRE	PAPIER JOURNAL
PAPER NES	NORV			4 998	4 998	NORV	PAPIER NDA
	LIBER			5 001	5 001	LIBER	
<b>COMMODITY TOTAL</b>				<b>9 999</b>	<b>9 999</b>		<b>TOTAL DE MARCHANDISE</b>
PAPERBOARD	OTHER			4 999	4 999	AUTRE	CAPTON
ORGANIC CHEMICALS NES	U S A	127			127	E-U	PROD. CHIM. ORGAN. NDA
PIG IRON	GREEK	3 658			3 658	GRECQ	FER EN GUEUSE
PLATE & SHEET STEEL	OTHER	23			23	AUTRE	TOL. FEUILLES DACIER
ALUMINIUM	GREEK	411			411	GRECQ	ALUMINIUM
	OTHER	4 836		2 707	7 543	AUTRE	
<b>COMMODITY TOTAL</b>		<b>5 247</b>		<b>2 707</b>	<b>7 954</b>		<b>TOTAL DE MARCHANDISE</b>
ZINC AND ALLOYS	OTHER			1 444	1 444	AUTRE	ZINC ET ALLIAGES
MACHINERY NES	OTHER	746			746	AUTRE	MACHINES NDA
PASS. AUTOS AND CHASSIS	GREEK	1 972			1 972	GRECQ	VOITURES PART., CHASSIS
	LIBER	1 780			1 780	LIBER	
<b>COMMODITY TOTAL</b>		<b>3 752</b>			<b>3 752</b>		<b>TOTAL DE MARCHANDISE</b>
TRUCKS AND CHASSIS	OTHER	158			158	AUTRE	CAMIONS ET CHASSIS
MOTOR VEHICLE ENGINES	U S A	1			1	E-U	MOTEURS DE VEH. AUTOM.
	OTHER	33			33	AUTRE	
<b>COMMODITY TOTAL</b>		<b>34</b>			<b>34</b>		<b>TOTAL DE MARCHANDISE</b>
ROAD MOTOR VEH. NES	OTHER	11			11	AUTRE	VEH. AUTOM. ROUTIERS NDA
EQUIPMENT MISC.	OTHER	283			283	AUTRE	MATERIEL DIVERS
MISC. END PRODUCTS NES	LIBER	2 879			2 879	LIBER	PRODUITS FINIS DIV. NDA
	OTHER	5 566			5 566	AUTRE	
<b>COMMODITY TOTAL</b>		<b>8 445</b>			<b>8 445</b>		<b>TOTAL DE MARCHANDISE</b>
GENERAL CARGO	OTHER	9			9	AUTRE	MARCHANDISES DIVERSES
CONTAINERIZED FREIGHT	OTHER	507			507	AUTRE	FRET CONTENEURESE
<b>COUNTRY/REGION TOTAL</b>		<b>47 673*</b>	<b>*</b>	<b>31 468*</b>	<b>79 141*</b>		<b>TOTAL DE PAYS/REGION</b>
<b>EGYPTIAN A.R.</b>							
MILK POWDER	U S A	4 215			4 215	E-U	LAIT EN POUURE
WHEAT	U K	159 265			159 265	R U	BLE
	GREEK	280 112			280 112	GRECQ	
	SWEDN	22 051			22 051	SUEDE	
	LIBER	53 371			53 371	LIBER	
	OTHER	111 227			111 227	AUTRE	
<b>COMMODITY TOTAL</b>		<b>626 026</b>			<b>626 026</b>		<b>TOTAL DE MARCHANDISE</b>
WHEAT FLOUR	DENMK	2 614			2 614	DANMK	FARINE DE BLE
	LIBER	13 374			13 374	LIBER	
<b>COMMODITY TOTAL</b>		<b>15 988</b>			<b>15 988</b>		<b>TOTAL DE MARCHANDISE</b>
NON-ALCOHOLIC BEVERAGE	OTHER	19			19	AUTRE	BOISSONS NON-ALCOOL. B.
RAW HIDES AND SKINS	U S A	70			70	E-U	PEAUX ET CUIRS BRUT
	OTHER	143			143	AUTRE	
<b>COMMODITY TOTAL</b>		<b>213</b>			<b>213</b>		<b>TOTAL DE MARCHANDISE</b>
ASBESTOS	GREEK	1 003			1 003	GRECQ	AMIANTE
	U S A	1 569			1 569	E-U	
	OTHER	2 011			2 011	AUTRE	
<b>COMMODITY TOTAL</b>		<b>4 583</b>			<b>4 583</b>		<b>TOTAL DE MARCHANDISE</b>
LUMBER AND TIMBER	U S A	133			133	E-U	BOIS D'OEUVRE ET CHARP.
NEWSPRINT PAPER	GREEK	9 988			9 988	GRECQ	PAPIER JOURNAL

TABLE 18. COMMODITIES LOADED FOR FOREIGN COUNTRIES BY COUNTRY OF DESTINATION, REGISTRY OF VESSEL AND CANADIAN REGION - 1977

TABLEAU 18. MARCHANDISES CHARGÉES À DESTINATION DE PAYS ÉTRANGERS SELON LE PAYS DE DESTINATION, L'IMMATRICULATION DU NAVIRE ET LA RÉGION DU CANADA - 1977

COUNTRY OF DESTINATION AND KIND OF CARGO	REGISTRY OF VESSEL	METRIC TONNES - TONNES MÉTRIQUE			TOTAL	IMMATRIC. DU NAVIRE	PAYS DE DESTINATION ET MARCHANDISE
		ATLANTIC ATLANTIQUE	GREAT LAKES GRANDS LACS	PACIFIC PACIFIQUE			
<b>EGYPTIAN A.R. CONT.</b>						<b>EGYPTE R.A. SUITE</b>	
	NORV	2 489			2 489	NORV	
	LIBER	12 042			12 042	LIBER	
	OTHER	4 996			4 996	AUTRE	
<b>COMMODITY TOTAL</b>		<b>29 515</b>			<b>29 515</b>		
PAPERBOARD	LIBER	3 499			3 499	LIBER	
VEG.OILS,FATS NES	GREEK	581			581	GRECQ	
ALUMINIUM	OTHER	365			365	AUTRE	
NICKEL AND ALLOYS	OTHER	442			442	AUTRE	
MACHINERY NES	GREEK	15			15	GRECQ	
	U S A	230			230	E-U	
<b>COMMODITY TOTAL</b>		<b>245</b>			<b>245</b>		
PASS.AUTOS AND CHASSIS	U S A	1			1	E-U	
MOTOR VEHICLE ENGINES	OTHER	1			1	AUTRE	
EQUIPMENT MISC.	GREEK	2			2	GRECQ	
	U S A	17			17	E-U	
<b>COMMODITY TOTAL</b>		<b>19</b>			<b>19</b>		
PERSONAL,HOUSEHOLD GOODS	GREEK	3			3	GRECQ	
	U S A	11			11	E-U	
	OTHER	1			1	AUTRE	
<b>COMMODITY TOTAL</b>		<b>15</b>			<b>15</b>		
GENERAL CARGO	OTHER	5			5	AUTRE	
CONTAINERIZED FREIGHT	U S A	4			4	E-U	
<b>COUNTRY/REGION TOTAL</b>		<b>685 869*</b>	<b>*</b>	<b>*</b>	<b>685 869*</b>	<b>TOTAL DE PAYS/REGION</b>	
<b>GAMBIA, THE FISH,CANNED</b>	DENMK	34			34	DANMK	
<b>COUNTRY/REGION TOTAL</b>		<b>34*</b>	<b>*</b>	<b>*</b>	<b>34*</b>	<b>TOTAL DE PAYS/REGION</b>	
<b>GHANA</b>						<b>GHANA</b>	
BEAT,FRESH OR FROZEN	OTHER	5			5	AUTRE	
MILK POWDER	GREEK	1 017			1 017	GRECQ	
CORN	DENMK	19 000			19 000	DANMK	
	GREEK	11 294			11 294	GRECQ	
<b>COMMODITY TOTAL</b>		<b>30 294</b>			<b>30 294</b>		
WHEAT	DENMK	1 969			1 969	DANMK	
	GREEK	52 499			52 499	GRECQ	
	LIBER	41 351			41 351	LIBER	
	OTHER	59 600			59 600	AUTRE	
<b>COMMODITY TOTAL</b>		<b>155 419</b>			<b>155 419</b>		
CEREALS UNMILLED,NES	OTHER	5	5		10	AUTRE	
CEREALS MILLED,NES	OTHER		36		36	AUTRE	
SUGAR, NES	OTHER	1			1	AUTRE	
MISC.FOOD PREP.NES	OTHER	47			47	AUTRE	
TOBACCO NES	U S A	103			103	E-U	
PLATE & SHEET STEEL	GREEK		9 949		9 949	GRECQ	
ALUMINIUM	OTHER	948			948	AUTRE	
NON-FERROUS METALS NES	OTHER	100			100	AUTRE	
METAL FAB.BASIC PROD.	OTHER	12	18		30	AUTRE	
TRACTORS	NORV	32			32	NORV	
	OTHER	58			58	AUTRE	
<b>COMMODITY TOTAL</b>		<b>90</b>			<b>90</b>		
MACHINERY NES	U S A	43			43	E-U	
	OTHER	232			235	AUTRE	
<b>COMMODITY TOTAL</b>		<b>275</b>	<b>3</b>		<b>278</b>		
PASS.AUTOS AND CHASSIS	OTHER	40	18		58	AUTRE	
TRUCKS AND CHASSIS	DENMK	34			34	DANMK	
	OTHER	72			72	AUTRE	
<b>COMMODITY TOTAL</b>		<b>106</b>			<b>106</b>		
ROAD MOTOR VEH. NES	OTHER	20			20	AUTRE	
SHIPS,AIRCRAFT,MIS.VEH	OTHER	56			56	AUTRE	
EQUIPMENT MISC.	DENMK	1			1	DANMK	
	U S A	5			5	E-U	
	OTHER	66	4		70	AUTRE	
<b>COMMODITY TOTAL</b>		<b>72</b>	<b>4</b>		<b>76</b>		
PERSONAL,HOUSEHOLD GOODS	DENMK	3			3	DANMK	
	OTHER	36	33		69	AUTRE	
<b>COMMODITY TOTAL</b>		<b>39</b>	<b>33</b>		<b>72</b>		
MISC. END PRODUCTS NES	DENMK	1			1	DANMK	
	OTHER	30	9		39	AUTRE	
<b>COMMODITY TOTAL</b>		<b>31</b>	<b>9</b>		<b>40</b>		
CONTAINERIZED FREIGHT	NORV	33			33	NORV	
	OTHER	171			171	AUTRE	
<b>COMMODITY TOTAL</b>		<b>204</b>			<b>204</b>		
<b>COUNTRY/REGION TOTAL</b>		<b>188 884*</b>	<b>10 075*</b>	<b>*</b>	<b>198 959*</b>	<b>TOTAL DE PAYS/REGION</b>	
<b>KENYA</b>						<b>KENYA</b>	
FISH,CANNED	NORV	78			78	NORV	
MILK POWDER	NETH			25	25	P.BAS	
	NDRW	204			204	NORV	
<b>COMMODITY TOTAL</b>		<b>204</b>		<b>25</b>	<b>229</b>	<b>TOTAL DE MARCHANDISE</b>	

TABLE 18. COMMODITIES LOADED FOR FOREIGN COUNTRIES BY COUNTRY OF DESTINATION, REGISTRY OF VESSEL AND CANADIAN REGION - 1977

TABLÉAU 18. MARCHANDISES CHARGÉES À DESTINATION DE PAYS ÉTRANGERS SELON LE PAYS DE DESTINATION, L'IMMATRICULATION DU NAVIRE ET LA RÉGION DU CANADA - 1977

		METRIC TONNES - TONNES MÉTRIQUE						
COUNTRY OF DESTINATION AND KIND OF CARGO	REGISTRY OF VESSEL	ATLANTIC ATLANTIQUE	GREAT LAKES GRANDS LACS	PACIFIC PACIFIQUE	TOTAL TOTAL	INMATIC. DU NAVIRE	PAYS DE DESTINATION ET MARCHANDISE	
<b>KENYA CONT.</b>							<b>KENYA SUITE</b>	
WHEAT FLOUR	NORW	119			119	NORV	FARINE DE BLE	
APPLES	NORW	42			42	NORV	POMMES	
VEGETABLES, DRIED	U K	1 073			1 073	R U	LEGUMES, SECS	
VEGETABLE PREP. NES	NORW	2	4		6	NORV	PREP. DE LEGUMES NDA	
MISC. FOOD PREP. NES	U K	32			32	R U	DIV. PREP. ALIM. NDA	
	NORW	79			79	NORV		
<b>COMMODITY TOTAL</b>		<b>111</b>			<b>111</b>		<b>TOTAL DE MARCHANDISE</b>	
TOBACCO NES	U K		794		794	R U	TABACS NDA	
ASBESTOS	U K	176			176	R U	AMIANTE	
COTTON, TEXTILE WASTE	U K	82			82	R U	DECHETS DE COTON, TEXT.	
	NORW	186			186	NORV		
<b>COMMODITY TOTAL</b>		<b>268</b>			<b>268</b>		<b>TOTAL DE MARCHANDISE</b>	
WOOD FAB. MATERIALS	NORW	2			2	NORV	DEMI-PRODUITS EN BOIS	
NEWSPRINT PAPER	NORW	132			132	NORV	PAPIER JOURNAL	
PAPER NES	NORW	86			86	NORV	PAPIER NDA	
BLOG, PAPER AND BOARD	NORW	232			232	NORV	PLAQ. CONSTF., PAPY/CART.	
TEXTILE FAB. MTL NES	NORW	187			187	NORV	OUVR. EN MAT. TEXT. NDA	
ANIMAL CILS, EXC. MARINE	NORW		332		332	NORV	HUIL. ANIM. SAUF AN. MAR.	
INORGANIC CHEMS. NES	NORW	61			61	NORV	PROD. CHIM. INORG. NDA	
ORGANIC CHEMICALS NES	U K	10			10	R U	PROD. CHIM. ORGAN. NDA	
	NORW	50	13		63	NORV		
<b>COMMODITY TOTAL</b>		<b>60</b>	<b>13</b>		<b>73</b>		<b>TOTAL DE MARCHANDISE</b>	
AGRICULTURAL CHEMICALS	U K		10		10	R U	PROD. CHIM. AGRIC. LES	
PLASTIC MATERIALS	NORW	10			10	NORV	MATIERES PLASTIQUES	
BARNS AND RODS, STEEL	NORW	45			45	NORV	BARRES ET TIGES ACIER	
PLATE & SHEET STEEL	NORW	169			169	NORV	TOLLES, FEUILLES D'ACIER	
PIPES, TUBES: IRON, STEEL	NORW	4			4	NORV	TUYAUX, TUBES: FER, ACIER	
WIPE	NORW	1			1	NORV	FIL METALLIQUE	
ALUMINUM	NORW	16			16	NORV	ALUMINIUM	
METAL FAB. BASIC PROD.	U K		22		22	R U	OUVR. DE BASE EN METAL	
	NORW	35	42		77	NORV		
<b>COMMODITY TOTAL</b>		<b>35</b>	<b>64</b>		<b>99</b>		<b>TOTAL DE MARCHANDISE</b>	
BRICKS, TILES NES	NORW	153			153	NORV	BRIQUES, TUILES NDA	
GLASS BASIC PRODUCTS	NORW		11		11	NORV	OUVR. DE BASE EN VERRE	
ASBESTOS BASIC PROD.	U K	14			14	R U	OUVR. DE BASE AMIANTE	
NON-MET. MIN. BASIC PROD	NORW	1			1	NORV	PROD. MIN. NON-MET. BAS	
TRACTORS	U K		12		12	R U	TRACTEURS	
	NORW	31	4		35	NORV		
<b>COMMODITY TOTAL</b>		<b>31</b>	<b>16</b>		<b>47</b>		<b>TOTAL DE MARCHANDISE</b>	
MACHINERY NES	U K	134	34		168	R U	MACHINES NDA	
	GREEK	56			56	GREQC		
	NORW	39	1		40	NORV		
<b>COMMODITY TOTAL</b>		<b>229</b>	<b>35</b>		<b>264</b>		<b>TOTAL DE MARCHANDISE</b>	
RAILWAY ROLLING STOCK	NORW	8			8	NORV	MAT. ROUL. DE CH. DE FER	
PASS. AUTOS AND CHASSIS	NORW	1			1	NORV	VOITURES PART., CHASSIS	
TRUCKS AND CHASSIS	U K	11	13		24	R U	CAMIONS ET CHASSIS	
	NORW	42			42	NORV		
<b>COMMODITY TOTAL</b>		<b>53</b>	<b>13</b>		<b>66</b>		<b>TOTAL DE MARCHANDISE</b>	
MOTOR VEHICLE ENGINES	NORW	6	35		41	NORV	MOTEURS DE VEH. AUTOM.	
ROAD MOTOR VEH. NES	NORW	13			13	NORV	VEH. AUTOM. ROUTIERS NDA	
SHIPS, AIRCRAFT, MIS. VEH	NORW		1		1	NORV	NAVIRES, AVIONS, VEH. DIV	
PUBBER TIRES AND TUBES	GREEK	1			1	GREQC	PNEUS, CHAMBRES A AIR	
EQUIPMENT MISC.	U K	21	24		45	R U	MATERIEL DIVERS	
	GREEK	3			3	GREQC		
	NORW	24	10		34	NORV		
<b>COMMODITY TOTAL</b>		<b>48</b>	<b>34</b>		<b>82</b>		<b>TOTAL DE MARCHANDISE</b>	
PERSONAL, HSEHOLD GOODS	U K	38	2		40	R U	ART. PERS. ET MENAGERS	
	GREEK	12			12	GREQC		
	NETH			8	8	P. BAS		
	NORW	2 244	452		2 696	NORV		
<b>COMMODITY TOTAL</b>		<b>2 294</b>	<b>454</b>	<b>8</b>	<b>2 756</b>		<b>TOTAL DE MARCHANDISE</b>	
FIREARMS, AMMUNITION	NORW	112			112	NORV	ARNES A FEU, MUNITIONS	
CONTAINERS, CLOSURES	U K	15			15	R U	CONTENEURS, FERMETURES	
	NORW	9			9	NORV		
<b>COMMODITY TOTAL</b>		<b>24</b>			<b>24</b>		<b>TOTAL DE MARCHANDISE</b>	
MISC. END PRODUCTS NES	U K	3			3	R U	PRODUITS FINIS DIV. NDA	
	NETH			12	12	P. BAS		
	NORW	19			19	NORV		
<b>COMMODITY TOTAL</b>		<b>22</b>		<b>12</b>	<b>34</b>		<b>TOTAL DE MARCHANDISE</b>	
GENERAL CARGO	U K		14		14	R U	MARCHANDISES DIVERSES	
	NETH			1	1	P. BAS		
	NORW	2	15		17	NORV		
<b>COMMODITY TOTAL</b>		<b>2</b>	<b>29</b>	<b>1</b>	<b>32</b>		<b>TOTAL DE MARCHANDISE</b>	
CONTAINERIZED FREIGHT	NORW	118	97		215	NORV	FRET CONTENEURESE	
<b>COUNTRY/REGION TOTAL</b>		<b>6 243*</b>	<b>1 932*</b>	<b>46*</b>	<b>8 221*</b>		<b>TOTAL DE PAYS/REGION</b>	
<b>MAURITIUS-DEP.</b>							<b>MAURICE ET DEP.</b>	
PAPER NES	U K	15			15	R U	PAPIER NDA	
	NORW		21		21	NORV		
<b>COMMODITY TOTAL</b>		<b>15</b>	<b>21</b>		<b>36</b>		<b>TOTAL DE MARCHANDISE</b>	
<b>COUNTRY/REGION TOTAL</b>		<b>15*</b>	<b>21*</b>	<b>*</b>	<b>36*</b>		<b>TOTAL DE PAYS/REGION</b>	



TABLE 18. COMMODITIES LOADED FOR FOREIGN COUNTRIES BY COUNTRY OF DESTINATION, REGISTRY OF VESSEL AND CANADIAN REGION - 1977

TABLEAU 18. MARCHANDISES CHARGÉES À DESTINATION DE PAYS ÉTRANGERS SELON LE PAYS DE DESTINATION, L'IMMATRICULATION DU NAVIRE ET LA RÉGION DU CANADA - 1977

		METRIC TONNES - TONNES METRIQUE						
COUNTRY OF DESTINATION AND KIND OF CARGO	REGISTRY OF VESSEL	ATLANTIC ATLANTIQUE	GREAT LAKES GRANDS LACS	PACIFIC PACIFIQUE	TOTAL TOTAL	IMMATRIC. DU NAVIRE	PAYS DE DESTINATION ET MARCHANDISE	
<b>NIGERIA</b>							<b>NIGERIA</b>	
MILK POWDER	U K	83			83	R U	LAIT EN POUFRE	
	DENMK	9			9	DANMK		
	OTHER	83			83	AUTRE		
<b>COMMODITY TOTAL</b>		<b>175</b>			<b>175</b>		<b>TOTAL DE MARCHANDISE</b>	
DAIRY PROD., EGGS, HONEY	U K	45			45	R U	PROD. LAIT., OEUFS, MIEL	
	NETH	2 850			2 850	P. BAS		
	OTHER	15			15	AUTRE		
<b>COMMODITY TOTAL</b>		<b>2 910</b>			<b>2 910</b>		<b>TOTAL DE MARCHANDISE</b>	
CORN	NORW	1 575			1 575	NORV	MAIS	
WHEAT	U K	16 409			16 409	R U	BLE	
	GREEK	21 827			21 827	GRECQ		
	NDRW	2 625			2 625	NORV		
	LIBER	13 310			13 310	LIBER		
	JAPAN	9 450			9 450	JAPON		
	OTHER	27 414			27 414	AUTRE		
<b>COMMODITY TOTAL</b>		<b>91 035</b>			<b>91 035</b>		<b>TOTAL DE MARCHANDISE</b>	
WHEAT FLOUR	OTHER	95		12 088	95	AUTRE	FARINE DE BLE	
POTATOES	OTHER	36		12 088	36	AUTRE	POMMES DE TERRE	
SPICES	U K	103			103	R U	ÉPICES	
NON-ALCOHOLIC BEVERAGE	U K	2			2	R U	BOISSONS NON-ALCOOLIQ.	
ASBESTOS	U K	912			912	R U	AMIANTE	
	DENMK	729			729	DANMK		
	NORW	319			319	NORV		
	LIBER	182			182	LIBER		
	PANAM	821			821	PANAM		
	OTHER	1 924			1 924	AUTRE		
<b>COMMODITY TOTAL</b>		<b>4 887</b>			<b>4 887</b>		<b>TOTAL DE MARCHANDISE</b>	
NEWSPRINT PAPER	DENMK	298			298	DANMK	PAPTEP JOURNAL	
	LIBER	992			992	LIBER		
	PANAM	32			32	PANAM		
	OTHER	609			609	AUTRE		
<b>COMMODITY TOTAL</b>		<b>1 931</b>			<b>1 931</b>		<b>TOTAL DE MARCHANDISE</b>	
PAPER NES	PANAM	3			3	PANAM	PAPIER NDA	
	OTHER	95			95	AUTRE		
<b>COMMODITY TOTAL</b>		<b>98</b>			<b>98</b>		<b>TOTAL DE MARCHANDISE</b>	
ANIMAL OILS, EXC. MARINE	OTHER	408			408	AUTRE	HUIL. ANIM. SAUF AN. MAR.	
INORGANIC CHEMS. NES	OTHER	16			16	AUTRE	PROD. CHIM. INDRG. NDA	
PLATE & SHEET STEEL	U K	231			231	R U	TOLES, FEUILLES D'ACIER	
ALUMINIUM	U K	46			46	R U	ALUMINIUM	
	NORW	982			982	NORV		
	LIBER	960			960	LIBER		
	OTHER	2 847			2 847	AUTRE		
<b>COMMODITY TOTAL</b>		<b>4 835</b>			<b>4 835</b>		<b>TOTAL DE MARCHANDISE</b>	
COPPER AND ALLCS	OTHER	1			1	AUTRE	CUIVRE ET ALLIAGES	
METAL FAB. BASIC PROD.	OTHER	2			2	AUTRE	OUVR. DE BASE EN METAL	
MISC. FABRICATED PROD.	OTHER	2			2	AUTRE	OUVRAGES DIVERS	
TRACTORS	U K	1			1	R U	TRACTEURS	
	JAPAN	161			161	JAPON		
<b>COMMODITY TOTAL</b>		<b>162</b>			<b>162</b>		<b>TOTAL DE MARCHANDISE</b>	
MACHINERY NES	U K	7			7	R U	MACHINES NDA	
	JAPAN	232			232	JAPON		
	OTHER	53			53	AUTRE		
<b>COMMODITY TOTAL</b>		<b>292</b>			<b>292</b>		<b>TOTAL DE MARCHANDISE</b>	
RAILWAY ROLLING STOCK	OTHER	4			4	AUTRE	MAT. ROUL. DE CH. DE FER	
PASS. AUTOS AND CHASSIS	U K	7			7	R U	VOITURES PART., CHASSIS	
	JAPAN	5			5	JAPON		
	OTHER	2			2	AUTRE		
<b>COMMODITY TOTAL</b>		<b>14</b>			<b>14</b>		<b>TOTAL DE MARCHANDISE</b>	
TRUCKS AND CHASSIS	JAPAN	37			37	JAPON	CAMIONS ET CHASSIS	
	OTHER	1			1	AUTRE		
<b>COMMODITY TOTAL</b>		<b>38</b>			<b>38</b>		<b>TOTAL DE MARCHANDISE</b>	
MOTOR VEHICLE ENGINES	U K	21			21	R U	MOTEURS DE VEH. AUTOM.	
	OTHER	31			31	AUTRE		
<b>COMMODITY TOTAL</b>		<b>52</b>			<b>52</b>		<b>TOTAL DE MARCHANDISE</b>	
EQUIPMENT MISC.	U K	15			15	R U	MATERIEL DIVERS	
	NORW	2			2	NORV		
	JAPAN	2			2	JAPON		
	OTHER	1			1	AUTRE		
<b>COMMODITY TOTAL</b>		<b>20</b>			<b>20</b>		<b>TOTAL DE MARCHANDISE</b>	
PERSONAL, HOUSEHOLD GOODS	U K	19			19	R U	ART. PERS. ET MENAGERS	
	DENMK	1			1	DANMK		
	OTHER	44			44	AUTRE		
<b>COMMODITY TOTAL</b>		<b>64</b>			<b>64</b>		<b>TOTAL DE MARCHANDISE</b>	
MISC. END PRODUCTS NES	U K	90			90	R U	PRODUITS FINIS DIV. NDA	
	OTHER	5			5	AUTRE		
<b>COMMODITY TOTAL</b>		<b>95</b>			<b>95</b>		<b>TOTAL DE MARCHANDISE</b>	
CONTAINERIZED FREIGHT	U K	200			200	R U	FRET CONTENEURE SE	
<b>COUNTRY/REGION TOTAL</b>		<b>109 283*</b>	<b>*</b>	<b>12 088*</b>	<b>121 371*</b>		<b>TOTAL DE PAYS/REGION</b>	
<b>SOUTH AFRICA</b>							<b>AFRIQUE DU SUD</b>	
MEAT, CURED	NORW	10			10	NORV	VIANDE FUMEE DU SALEE	
MEAT AND MEAT PREP. NES	U K	1			1	R U	VIANDES ET PREP. NDA	
FISH, FRESH OR FROZEN	NORW	290	13		303	NORV	POISSON, FRAIS DU CONG.	
FISH, SALTED OR CURED	NORW	3			3	NORV	POISSON, SALE OU FUME	

TABLE 18. COMMODITIES LOADED FOR FOREIGN COUNTRIES BY COUNTRY OF DESTINATION, REGISTRY OF VESSEL AND CANADIAN REGION - 1977

TABLEAU 18. MARCHANDISES CHARGÉES À DESTINATION DE PAYS ÉTRANGERS SELON LE PAYS DE DESTINATION, L'IMMATRICULATION

DU NAVIRE ET LA RÉGION DU CANADA - 1977

METRIC TONNES - TONNES MÉTRIQUE

COUNTRY OF DESTINATION AND KIND OF CARGO	REGISTRY OF VESSEL	ATLANTIC ATLANTIQUE	GREAT LAKES GRANDS LACS	PACIFIC PACIFIQUE	TOTAL TOTAL	IMMATRIC. DU NAVIRE	PAYS DE DESTINATION ET MARCHANDISE
<b>SOUTH AFRICA CONT.</b>							<b>AFRIQUE DU SUD SUITE</b>
	U S A	30			30	E-U	
<b>COMMODITY TOTAL</b>		<b>33</b>			<b>33</b>		<b>TOTAL DE MARCHANDISE</b>
FISH, CANNED	NETH			259	259	P-BAS	POISSON EN BOITES
MILK POWDER	U K	60			60	R U	LAIT EN POUDRE
	NORW	120			120	NORV	
<b>COMMODITY TOTAL</b>		<b>180</b>			<b>180</b>		<b>TOTAL DE MARCHANDISE</b>
DAIRY PROD., EGGS, HONEY	NETH			5	5	P-BAS	PROD. LAIT., ŒUFS, MIEL
	NORW	68			68	NORV	
<b>COMMODITY TOTAL</b>		<b>68</b>		5	<b>73</b>		<b>TOTAL DE MARCHANDISE</b>
WHEAT FLOUR	U K	94			94	R U	FARINE DE BLE
	NORW	137	3		140	NORV	
<b>COMMODITY TOTAL</b>		<b>231</b>	<b>3</b>		<b>234</b>		<b>TOTAL DE MARCHANDISE</b>
FRESH FRUITS, BERRIES	NORW	5			5	NORV	FRUITS, BAIES FRAIS
FRUITS, PREP., CANNED	NETH			17	17	P-BAS	FRUITS PREP. EN BOITE
VEGETABLES, FRESH	U K	91			91	R U	LEGUMES, FRAIS
VEGETABLES, DRIED	NORW	59	41		100	NORV	LEGUMES, SECS
VEGETABLE PREP. NES	NORW	19			19	NORV	PREP. DE LEGUMES NDA
SYRUP	U S A	1			1	E-U	SIRDP
SUGAR PREPARATIONS	NORW	1			1	NORV	PREP. A BASE DE SUCRE
SPICES	U K		7		7	R U	ÉPICES
	NORW	5	6		11	NORV	
<b>COMMODITY TOTAL</b>		<b>5</b>	<b>13</b>		<b>18</b>		<b>TOTAL DE MARCHANDISE</b>
SAUSAGE SKINS, CASINGS	U K	3			3	R U	BOYAUX A SAUCISSES
	NORW	17			17	NORV	
	U S A	1	6		7	E-U	
<b>COMMODITY TOTAL</b>		<b>21</b>	<b>6</b>		<b>27</b>		<b>TOTAL DE MARCHANDISE</b>
MISC. FOOD PREP. NES	U K		4		4	R U	DIV. PREP. ALIM. NDA
	NETH			12	12	P-BAS	
	NORW	263			263	NORV	
<b>COMMODITY TOTAL</b>		<b>263</b>	<b>4</b>	<b>12</b>	<b>279</b>		<b>TOTAL DE MARCHANDISE</b>
WINES	NORW		6		6	NORV	VINS
DIST. ALCOHOLIC BEV.	U K	2			2	R U	BOISS. ALCOOL. DIST.
TOBACCO NES	U K	1			1	R U	TABACS NDA
MUSTARD SEED	U K	21			21	R U	GRAINE DE MOUTARDE
TEXTILE FIBRES NES	U K	22			22	R U	FIBRES TEXTILES NDA
	NORW	393			393	NORV	
<b>COMMODITY TOTAL</b>		<b>415</b>			<b>415</b>		<b>TOTAL DE MARCHANDISE</b>
DRES AND CONC. NES	NETH			9	9	P-BAS	MINÉRAIS ET CONC. NDA
SLAG, DROSS, BY-PRODUCTS	U K	25 095			25 095	R U	POUS. GUEUL. SCOR. PROD.
ASBESTOS	U K	10			10	R U	AMIANTE
	NORW	113			113	NORV	
<b>COMMODITY TOTAL</b>		<b>123</b>			<b>123</b>		<b>TOTAL DE MARCHANDISE</b>
SULPHUR IN DRES	U K			45 000	45 000	R U	SOUFRE EN MINÉRAI
	GREEK			137 912	137 912	GREQC	
	SWEDN			24 305	24 305	SUEDE	
	LIBER			72 073	72 073	LIBER	
	OTHER			21 519	21 519	AUTRE	
				<b>300 809</b>	<b>300 809</b>		<b>TOTAL DE MARCHANDISE</b>
CRUDE NON-MET. MIN. NES	NORW	5			5	NORV	MIN. NON-MET. BRUTS NDA
COTTON, TEXTILE WASTE	NORW	77	10		87	NORV	ŒCHETS DE COTON, TEXT.
WASTE AND SCRAP NES	NORW	366			366	NORV	ŒCHETS ET REBUTS NDA
LEATHER	U K	1			1	R U	CUIR
	NORW	4			4	NORV	
<b>COMMODITY TOTAL</b>		<b>5</b>			<b>5</b>		<b>TOTAL DE MARCHANDISE</b>
RUBBER FAB. MATERIALS	NORW	10	2		12	NORV	DEMI-PROD. CADUTCHOUÇ
	U S A	8			8	E-U	
<b>COMMODITY TOTAL</b>		<b>18</b>	<b>2</b>		<b>20</b>		<b>TOTAL DE MARCHANDISE</b>
LUMBER AND TIMBER	U K		16		16	R U	BOIS ŒUVRE ET CHARP.
	NETH			14	14	P-BAS	
	NORW	104	20		124	NORV	
	LIBER			729	729	LIBER	
<b>COMMODITY TOTAL</b>		<b>104</b>	<b>36</b>	<b>743</b>	<b>883</b>		<b>TOTAL DE MARCHANDISE</b>
SHINGLES AND SHAKES	NETH			6	6	P-BAS	BARDE AUX, BARDE. FACADE
	LIBER			9	9	LIBER	
<b>COMMODITY TOTAL</b>				<b>15</b>	<b>15</b>		<b>TOTAL DE MARCHANDISE</b>
VENEER, PLYWOOD	NETH			30	30	P-BAS	PLACAGES, CONTRE-PLAÇ.
	NORW	47			47	NORV	
	OTHER	1			1	AUTRE	
<b>COMMODITY TOTAL</b>		<b>48</b>		<b>30</b>	<b>78</b>		<b>TOTAL DE MARCHANDISE</b>
WOOD FAB. MATERIALS	U K	12			12	R U	DEMI-PRODUITS EN BOIS
	NORW	46			46	NORV	
<b>COMMODITY TOTAL</b>		<b>58</b>			<b>58</b>		<b>TOTAL DE MARCHANDISE</b>
PULP	GREEK	1 406			1 406	GREQC	PÂTE
	NETH			7 397	7 397	P-BAS	
	NORW	1 439			1 439	NORV	
	LIBER			1 579	1 579	LIBER	
	PANAM			2 143	2 143	PANAM	
	OTHER	18 952			18 952	AUTRE	
<b>COMMODITY TOTAL</b>		<b>21 797</b>		<b>11 119</b>	<b>32 916</b>		<b>TOTAL DE MARCHANDISE</b>
NEWSPRINT PAPER	U K	186			186	R U	PAPIER JOURNAL
	GREEK	36			36	GREQC	
	NETH			67	67	P-BAS	
<b>COMMODITY TOTAL</b>		<b>222</b>		<b>67</b>	<b>289</b>		<b>TOTAL DE MARCHANDISE</b>
PAPER NES	U K	976	40		1 016	R U	PAPIER NDA
	GER	21			21	ALL	
	GREEK	108			108	GREQC	

TABLE 18. COMMODITIES LOADED FOR FOREIGN COUNTRIES BY COUNTRY OF DESTINATION, REGISTRY OF VESSEL AND CANADIAN REGION - 1977

TABLÉAU 18. MARCHANDISES CHARGÉES À DESTINATION DE PAYS ÉTRANGERS SELON LE PAYS DE DESTINATION, L'IMMATRICULATION DU NAVIRE ET LA RÉGION DU CANADA - 1977

COUNTRY OF DESTINATION AND KIND OF CARGO		REGISTRY OF VESSEL	METRIC TONNES - TONNES MÉTRIQUE				IMMATRIC. DU NAVIRE	PAYS DE DESTINATION ET MARCHANDISE	
			ATLANTIC ATLANTIQUE	GREAT LAKES GRANDS LACS	PACIFIC PACIFIQUE	TOTAL TOTAL			
SOUTH AFRICA CCNT.							AFRIQUE DU SUD SUITE		
		NORW	2 299	196		2 495	NORV		
		U S A	24			24	E-U		
		OTHER	13			13	AUTRE		
COMMODITY TOTAL			3 441	236		3 677		TOTAL DE MARCHANDISE	
PAPERBOARD		U K	3			3	R U	CARTON	
COMMODITY TOTAL		NORW	22			22	NORV		
BLDG. PAPER AND BOARD		U K	25			25	R U	TOTAL DE MARCHANDISE	
COMMODITY TOTAL		NORW	5			5	NORV	PLAQ. CONSTR., PAP/CART.	
WET MACHINE BOARD		U K	46	1		47	R U	TOTAL DE MARCHANDISE	
COMMODITY TOTAL		NORW	51			52	NORV	CARTON EN PATE PRESSE	
CORDAGE, TWINE, ROPE		NORW	14	19		14	NORV	TOTAL DE MARCHANDISE	
COMMODITY TOTAL		U S A	14			33	E-U	CORDAGE, FICELLE, CORDE	
TEXTILE FAB. MTL NES		OTHER	1			1	AUTRE	OUVR. EN MAT. TEXT. NDA	
COMMODITY TOTAL		U K	24			24	R U		
OILS, FATS, WAXES NES		GREEK	10			10	GRECQ		
COMMODITY TOTAL		NORW	86	7		93	NORV		
METALLIC SALTS		NORW	120	7		127	NORV	TOTAL DE MARCHANDISE	
COMMODITY TOTAL		U K	273			273	NORV	HUIL. MAT. GRAS. CIRE NDA	
INORGANIC CHEM. NES		U K	614			614	R U	SELS METALLIQUES	
COMMODITY TOTAL		GREEK	11			11	GRECQ		
COMMODITY TOTAL		U S A	511			511	E-U	TOTAL DE MARCHANDISE	
ORGANIC CHEMICALS NES		U K	1 136			1 136		PROD. CHIM. INORG. NDA	
COMMODITY TOTAL		NETH	3		6	3	R U		
COMMODITY TOTAL		NORW	151			151	P. BAS		
ORGANIC CHEMICALS NES		U K	154		6	160	NORV	TOTAL DE MARCHANDISE	
COMMODITY TOTAL		NORW	35		1	35	R U	PROD. CHIM. ORGAN. NDA	
COMMODITY TOTAL		NETH	179	2		181	P. BAS		
POTASH		NORW	214	2		217	NORV	TOTAL DE MARCHANDISE	
COMMODITY TOTAL		GREEK		2	1	10 160	GRECQ	POTASSE	
COMMODITY TOTAL		SWEDN				10 426	SUEDE		
COMMODITY TOTAL		LIBER				5 080	LIBER		
COMMODITY TOTAL		OTHER				10 043	AUTRE	TOTAL DE MARCHANDISE	
AGRICULTURAL CHEMICALS		U K		2		35 709		PROD. CHIM. AGRICOLES	
COMMODITY TOTAL		GREEK	25			25	GRECQ		
COMMODITY TOTAL		NORW	49	6		55	NORV		
SYNTHETIC RUBBER		U K	74	8		82		TOTAL DE MARCHANDISE	
COMMODITY TOTAL		NORW	10			10	R U	CAOUTCHOUC SYNTHETIQUE	
COMMODITY TOTAL		U K	7	2		9	NORV		
PLASTIC MATERIALS		NORW	17	2		19		TOTAL DE MARCHANDISE	
COMMODITY TOTAL		U K	53	42		95	R U	MATIERES PLASTIQUES	
COMMODITY TOTAL		GER	23			23	ALL		
COMMODITY TOTAL		NORW	392	30		422	NORV		
COMMODITY TOTAL		U S A	54			54	E-U		
COMMODITY TOTAL		OTHER	1			1	AUTRE	TOTAL DE MARCHANDISE	
DYESTUFF, PIGMENT, PAINT		NORW	523	72		595		MAT. COLOR., PIC., PEINTURE	
COMMODITY TOTAL		U K	1			1	NORV	PROD. CHIM. SPECIALTIES NDA	
COMMODITY TOTAL		NETH	11		4	11	R U		
COMMODITY TOTAL		NORW	34			34	P. BAS		
PETROL. COAL PRCD. NES		NORW	45		4	49	NORV	TOTAL DE MARCHANDISE	
COMMODITY TOTAL		NORW	1			1	NORV	DERIVE PETR. CHARB. NDA	
BARS AND RODS, STEEL		NORW	4			4	NORV	BARRES ET TIGES ACIER	
COMMODITY TOTAL		U K	27			27	R U	TOLES, FEUILLES D'ACIER	
COMMODITY TOTAL		DENMK	1			1	DANMK		
COMMODITY TOTAL		GREEK	4			4	GRECQ		
COMMODITY TOTAL		NORW	130	7		137	NORV		
COMMODITY TOTAL		OTHER	1			1	AUTRE		
STRUCTURAL SHAPES		NORW	163	7		170		TOTAL DE MARCHANDISE	
COMMODITY TOTAL		NORW	3	2		5	NORV	PROFILES DE CONSTRUCT.	
COMMODITY TOTAL		GREEK	3			3	NORV	TUYAUX, TUBES; FER, ACIER	
PIPES, TUBES; IRON, STEEL		NETH		1		1	GRECQ	FIL METALLIQUE	
COMMODITY TOTAL		NORW	7		15	15	P. BAS		
COMMODITY TOTAL		U K	7	1	15	23	NORV	TOTAL DE MARCHANDISE	
ALUMINUM		U K	251			251	R U	ALUMINIUM	
COMMODITY TOTAL		NORW	26	8		34	R U	CUIVRE ET ALLIAGES	
COMMODITY TOTAL		NORW	26	29		55	NORV		
NICKEL AND ALLOYS		NETH	37		8	45	P. BAS	TOTAL DE MARCHANDISE	
COMMODITY TOTAL		NORW	1			1	NORV	NICKEL ET ALLIAGES	
COMMODITY TOTAL		NETH	1		8	9	P. BAS	TOTAL DE MARCHANDISE	
NON-FERROUS METALS NES		NORW	10		9	19	NORV	METAUX NON-FERREUX NDA	
COMMODITY TOTAL		U K	10		9	19		TOTAL DE MARCHANDISE	
COMMODITY TOTAL		GREEK	3	4		7	R U	OUVR. DE BASE EN METAL	
COMMODITY TOTAL		NETH	4			4	GRECQ		
COMMODITY TOTAL		NORW	114	106	21	241	P. BAS		
COMMODITY TOTAL		U S A	7			7	NORV		
COMMODITY TOTAL		OTHER	20	13		33	E-U		
COMMODITY TOTAL		U K	148	123	21	292	AUTRE	TOTAL DE MARCHANDISE	
BRICKS, TILES NES			513			513	R U	BRIQUES, TUILLES NDA	



TABLE 18. COMMODITIES LOADED FOR FOREIGN COUNTRIES BY COUNTRY OF DESTINATION, REGISTRY OF VESSEL AND CANADIAN REGION - 1977

TABLEAU 18. MARCHANDISES CHARGÉES A DESTINATION DE PAYS ÉTRANGERS SELON LE PAYS DE DESTINATION, L'IMMATRICULATION DU NAVIRE ET LA RÉGION DU CANADA - 1977

COUNTRY OF DESTINATION AND KIND OF CARGO		REGISTRY OF VESSEL	METRIC TONNES - TONNES MÉTRIQUE			TOTAL TOTAL	IMMATRIC. DU NAVIRE	PAYS DE DESTINATION ET MARCHANDISE	
			ATLANTIC ATLANTIQUE	GREAT LAKES GRANDS LACS	PACIFIC PACIFIQUE			AFRIQUE DU SUD	SUITE
SOUTH AFRICA CCNT.		DENMK	122			122	DANMK	AFRIQUE DU SUD SUITE	
		NDRW	1 495	1		1 496	NORV		
		OTHER	178			178	AUTRE		
COMMODITY TOTAL			2 308	1		2 309		TOTAL DE MARCHANDISE	
GLASS BASIC PRODUCTS		U K	318	574		892	R U	OUVR. DE BASE EN VERRE	
		GREEK		31		31	GRECQ		
		NORV	63	205		268	NORV		
COMMODITY TOTAL			381	810		1 191		TOTAL DE MARCHANDISE	
NON-MET. MIN. BASIC PROD		NORV	1	16		17	NORV	PROD. MIN. NON-MET. BASE	
MISC. FABRICATED PROD.		U K	4			4	R U	OUVRAGES DIVERS	
		GER	3			3	ALL		
		NORV	14			14	NORV		
COMMODITY TOTAL			21			21		TOTAL DE MARCHANDISE	
TRACTORS		U K	92	83		175	R U	TRACTEURS	
		DENMK	69			69	DANMK		
		GER	42			42	ALL		
		GREEK	97			97	GRECQ		
		NORV	872	536		1 408	NORV		
COMMODITY TOTAL			1 172	619		1 791		TOTAL DE MARCHANDISE	
MACHINERY NES		U K	705	197		902	R U	MACHINES NDA	
		GREEK	8	39		47	GRECQ		
		NETH			8	8	P. BAS		
		NORV	1 216	717	8	1 933	NORV		
		U S A	15			15	E-U		
		OTHER	13	282		295	AUTRE		
COMMODITY TOTAL			1 957	1 235	8	3 200		TOTAL DE MARCHANDISE	
RAILWAY ROLLING STOCK		NORV	3			3	NORV	MAT. ROUL. DE CH. DE FER	
		U S A	7			7	E-U		
COMMODITY TOTAL			10			10		TOTAL DE MARCHANDISE	
PASS. AUTOS AND CHASSIS		U K		1 003		1 003	R U	VOITURES PART. CHASSIS	
		GREEK	238			238	GRECQ		
		NORV	86	49		135	NORV		
		U S A	56			56	E-U		
COMMODITY TOTAL			380	1 052		1 432		TOTAL DE MARCHANDISE	
TRUCKS AND CHASSIS		NETH			207	207	P. BAS	CAMIONS ET CHASSIS	
		NORV	7	13		20	NORV		
COMMODITY TOTAL			7	13	207	227		TOTAL DE MARCHANDISE	
MOTOR VEHICLE ENGINES		U K	419	543		962	R U	MOTEURS DE VEH. AUTOM.	
		GREEK	17	18		35	GRECQ		
		NORV	1 008	1 521		2 529	NORV		
		OTHER		636		636	AUTRE		
COMMODITY TOTAL			1 444	2 718		4 162		TOTAL DE MARCHANDISE	
ROAD MOTOR VEH. NES		DENMK	58			58	DANMK	VEH. AUTOM. ROUTIERS NDA	
		NORV	1			1	NORV		
COMMODITY TOTAL			59			59		TOTAL DE MARCHANDISE	
SHIPS, AIRCRAFT, MIS. VEH		U K		1		1	R U	NAVIRES, AVIONS, VEH. DIV	
		NORV		1		1	NORV		
COMMODITY TOTAL				2		2		TOTAL DE MARCHANDISE	
EQUIPMENT MISC.		U K	109	18		127	R U	MATÉRIEL DIVERS	
		DENMK	2			2	DANMK		
		GER	21			21	ALL		
		GREEK	64	19		83	GRECQ		
		NORV	223	228		451	NORV		
		U S A	12			12	E-U		
		OTHER	1	1		2	AUTRE		
COMMODITY TOTAL			432	266		698		TOTAL DE MARCHANDISE	
PERSONAL, HOUSEHOLD GOODS		U K	14	5		19	R U	ART. PERS. ET MENAGERS	
		GER	8			8	ALL		
		GREEK	5	2		7	GRECQ		
		NETH			26	26	P. BAS		
		NORV	390	41		431	NORV		
COMMODITY TOTAL			417	48	26	491		TOTAL DE MARCHANDISE	
FIREARMS, AMMUNITION		NORV	16			16	NORV	ARMES A FEU, MUNITIONS	
CONTAINERS, CLOSURES		U K	97			97	R U	CONTENEURS, FERMETURES	
		DENMK	6			6	DANMK		
		GER	14			14	ALL		
		NORV	47	27		74	NORV		
		U S A		5		5	E-U		
COMMODITY TOTAL			164	32		196		TOTAL DE MARCHANDISE	
MISC. END PRODUCTS NES		U K	106	710		816	R U	PRODUITS FINIS DIV. NDA	
		GER	6			6	ALL		
		NETH			23	23	P. BAS		
		NORV	233	2		235	NORV		
COMMODITY TOTAL			345	712	23	1 080		TOTAL DE MARCHANDISE	
GENERAL CARGO		U K	183	71		254	R U	MARCHANDISES DIVERSES	
		GER	30			30	ALL		
		NETH			2	2	P. BAS		
		NORV	2 270	110		2 380	NORV		
		U S A		11		11	E-U		
COMMODITY TOTAL			2 483	192	2	2 677		TOTAL DE MARCHANDISE	
CONTAINERIZED FREIGHT		U K		134		134	R U	FRÉT CONTAINERISÉ	
		GREEK	30	16		46	GRECQ		
		NORV	2 085	375		2 460	NORV		
		LIBER	5			5	LIBER		
		U S A	41			41	E-U		
		OTHER	45	77		122	AUTRE		
COMMODITY TOTAL			2 206	602		2 808		TOTAL DE MARCHANDISE	
COUNTRY/REGION TOTAL			70 144*	8 969*	349 124*	428 237*		TOTAL DE PAYS/REGION	

TABLE 18. COMMODITIES LOADED FOR FOREIGN COUNTRIES BY COUNTRY OF DESTINATION, REGISTRY OF VESSEL AND CANADIAN REGION - 1977

COUNTRY OF DESTINATION AND KIND OF CARGO		REGISTRY OF VESSEL	ATLANTIC ATLANTIQUE	GREAT LAKES GRANDS LACS	PACIFIC PACIFIQUE	TOTAL TOTAL	IMMATIC. DU NAVIRE	PAYS DE DESTINATION ET MARCHANDISE
METRIC TONNES - TONNES METRIQUE								
<b>SIERRA LECNE</b>								
WHEAT FLOUR	U K	5				5	R U	SIERRA LEDNE
	NORW	5				5	NORV	FARINE DE BLE
	PANAM	5				5	PANAM	
COMMODITY TOTAL		15				15		TOTAL DE MARCHANDISE
VEGETABLE PREP.NES	U K	1				1	R U	PREP. DE LEGUMES NDA
	NORW	2				2	NORV	
COMMODITY TOTAL		3				3		TOTAL DE MARCHANDISE
SPICES	U K	1				1	R U	EPICES
	LIBER	1				1	LIBER	
COMMODITY TOTAL		2				2		TOTAL DE MARCHANDISE
MISC.FCCD PREP.NES	DENMK	3				3	DANMK	DIV.PREP.ALIM.NDA
TOBACCO NES	U K	22				22	R U	TABACS NDA
MACHINERY NES	NORW	40				40	NORV	MACHINES NDA
EQUIPMENT MISC.	NORW	1				1	NORV	MATERIEL DIVERS
PERSONAL,HOUSEHOLD GOODS	U K	1				1	R U	ART.PERS.ET MENAGERS
	NORW	3				3	NORV	
COMMODITY TOTAL		4				4		TOTAL DE MARCHANDISE
MISC. END PRODUCTS NES	U K	1				1	R U	PRODUITS FINIS DIV.NDA
	DENMK	1				1	DANMK	
	PANAM	1				1	PANAM	
COMMODITY TOTAL		3				3		TOTAL DE MARCHANDISE
CONTAINERIZED FREIGHT	OTHER	15				15	AUTRE	FRET CONTENEURESE
COUNTRY/REGION TOTAL		108*		*	*	108*		TOTAL DE PAYS/REGION
<b>TANZANIA</b>								
MILK POWDER	U K	55				55	R U	TANZANIE
	NORW	84				84	NORV	LAIT EN POUDRE
COMMODITY TOTAL		139				139		TOTAL DE MARCHANDISE
WHEAT	LIBER	17 590				17 590	LIBER	BLE
	PANAM	14 515				14 515	PANAM	
COMMODITY TOTAL		32 105				32 105		TOTAL DE MARCHANDISE
WHEAT FLOUR	GREEK	105				105	GRECQ	FARINE DE BLE
	NORW	330				330	NORV	
COMMODITY TOTAL		435				435		TOTAL DE MARCHANDISE
MISC.FCCD PREP.NES	NORW	147				147	NORV	DIV.PREP.ALIM.NDA
ASBESTOS	NORW	28				28	NORV	AMIANTE
	OTHER	182				182	AUTRE	
COMMODITY TOTAL		210				210		TOTAL DE MARCHANDISE
SULPHUR IN ORES	GREEK			4 499		4 499	GRECQ	SOUFRE EN MINERAI
RUBBER FAB.MATERIALS	NORW	24				24	NORV	DEMI-PROD.CAOUTCHOUC
NEWSPRINT PAPER	GREEK	98				98	GRECQ	PAPIER JOURNAL
	NORW	99				99	NORV	
COMMODITY TOTAL		197				197		TOTAL DE MARCHANDISE
PAPER NES	U K	5				5	R U	PAPIER NDA
	NORW	747				747	NORV	
COMMODITY TOTAL		752				752		TOTAL DE MARCHANDISE
BLDG.PAPER AND BOARD	NORW	36				36	NORV	PLAQ.CONSTR.,PAP/CART.
TEXTILE FAB.MTL NES	NORW	330				330	NORV	OUVR.EN MAT.TEXT.NDA
ANIMAL OILS,EXC.MARINE	NORW	110				110	NORV	HUIL.ANIM.SAUF AN.MAR.
ORGANIC CHEMICALS NES	NORW	2				2	NORV	PROD.CHIM.ORGAN.NDA
PLASTIC MATERIALS	U K	1				1	R U	MATIERES PLASTIQUES
CHEM.SPECIALTIES NES	NORW		18			18	NORV	PROD.CHIM.SPECIALS NDA
PETROL,COAL PROD.NES	OTHER	4				4	AUTRE	DERIVE PETR.CHARB.NDA
STRUCTURAL SHAPES	NORW	2				2	NORV	PROFILES DE CONSTRUCT.
PIPES,TUBES:IRON,STEEL	NETH				4	4	P.BAS	TUYAUX,TUBES:FER,ACTIER
	NORW	20				20	NORV	
COMMODITY TOTAL		20			4	24		TOTAL DE MARCHANDISE
METAL FAB.BASIC PROD.	GREEK	5				5	GRECQ	OUVR.DE BASE EN METAL
	NORW	12		29		41	NORV	
COMMODITY TOTAL		17		29		46		TOTAL DE MARCHANDISE
BRICKS,TILES NES	U K	560				560	R U	BRIQUES,TUILES NDA
	NORW	246				246	NORV	
COMMODITY TOTAL		806				806		TOTAL DE MARCHANDISE
GLASS BASIC PRODUCTS	NORW	1				1	NORV	OUVR.DE BASE EN VERRE
NON-MET.MIN.BASIC PRCD	NORW			24		24	NORV	PROD.MIN.NON-MET.BASE
MISC.FABRICATED PROD.	U K	7				7	R U	OUVRAGES DIVERS
	OTHER	7				7	AUTRE	
COMMODITY TOTAL		14				14		TOTAL DE MARCHANDISE
TRACTORS	NORW	14		31		45	NORV	TRACTEURS
MACHINERY NES	U K	65		18		83	R U	MACHINES NDA
	GREEK	2 139				2 139	GRECQ	
	NORW	102		16		118	NORV	
COMMODITY TOTAL		2 306		34		2 340		TOTAL DE MARCHANDISE
RAILWAY ROLLING STOCK	U K	17				17	R U	MAT.ROUL.DE CH.DE FER
	NORW	34				34	NORV	
	OTHER	3				3	AUTRE	
COMMODITY TOTAL		54				54		TOTAL DE MARCHANDISE
PASS.AUTOS AND CHASSIS	U K	2				2	R U	VOITURES PART.,CHASSIS
	NORW			2		2	NORV	
	OTHER	2				2	AUTRE	
COMMODITY TOTAL		4		2		6		TOTAL DE MARCHANDISE
TRUCKS AND CHASSIS	NORW	20				20	NORV	CAMIONS ET CHASSIS
MOTOR VEHICLE ENGINES	U K			1		1	R U	MOTEURS DE VEH.AUTOM.
	NORW	27		3		30	NORV	

TABLE 18. COMMODITIES LOADED FOR FOREIGN COUNTRIES BY COUNTRY OF DESTINATION, REGISTRY OF VESSEL AND CANADIAN REGION - 1977

TABLEAU 18. MARCHANDISES CHARGÉES A DESTINATION DE PAYS ÉTRANGERS SELON LE PAYS DE DESTINATION, L'IMMATRICULATION DU NAVIRE ET LA RÉGION DU CANADA - 1977

		METRIC TONNES - TONNES MÉTRIQUE						
COUNTRY OF DESTINATION AND KIND OF CARGO	REGISTRY OF VESSEL	ATLANTIC ATLANTIQUE	GREAT LAKES GRANDS LACS	PACIFIC PACIFIQUE	TOTAL TOTAL	IMMATIC. DU NAVIRE	PAYS DE DESTINATION ET MARCHANDISE	
<b>TANZANIA CONT.</b>								
	OTHER	24			24	AUTRE	<b>TANZANIE SUITE</b>	
COMMODITY TOTAL		51	4		55		<b>TOTAL DE MARCHANDISE</b>	
EQUIPMENT MISC.	U K	2	5		7	R U	<b>MATERIEL OUVERS</b>	
	GREEK	16			16	GREGQ		
	NORW	16	129		145	NORV		
	U S A	10			10	E-U		
COMMODITY TOTAL		44	134		178		<b>TOTAL DE MARCHANDISE</b>	
PERSONAL, HOUSEHOLD GOODS	U K	10			10	R U	<b>ART. PERS. ET MENAGERS</b>	
	NETH			2	2	P. BAS		
	NDRW	826	4		830	NORV		
	U S A	1			1	E-U		
	OTHER	609			609	AUTRE		
COMMODITY TOTAL		1 446	4	2	1 452		<b>TOTAL DE MARCHANDISE</b>	
FIREARMS, AMMUNITION	NORW	9			9	NORV	<b>ARMES A FEU, MUNITIONS</b>	
MISC. END PRODUCTS NES	NETH			1	1	P. BAS	<b>PRODUITS FINIS DIV. NDA</b>	
	NORW	5			5	NORV		
COMMODITY TOTAL		5		1	6		<b>TOTAL DE MARCHANDISE</b>	
GENERAL CARGO	U K		2		2	R U	<b>MARCHANDISES DIVERSES</b>	
	NETH			1	1	P. BAS		
	NORW	6	12		18	NORV		
COMMODITY TOTAL		6	14	1	21		<b>TOTAL DE MARCHANDISE</b>	
CONTAINERIZED FREIGHT	NORW	9	107		116	NORV	<b>FRET CONTENEUREUSE</b>	
COUNTRY/REGION TOTAL		39 320*	401*	4 507*	44 228*		<b>TOTAL DE PAYS/REGION</b>	
<b>ALGERIA</b>								
MILK POWDER	GREEK	2 722			2 722	GREGQ	<b>ALGERIE</b>	
	OTHER	6 164			6 164	AUTRE	<b>LAIT EN POUFRE</b>	
COMMODITY TOTAL		8 886			8 886		<b>TOTAL DE MARCHANDISE</b>	
DAIRY PROD. EGGS, HONEY	OTHER	19 679			19 679	AUTRE	<b>PROD. LAIT., OEUFS, MIEL</b>	
BARLEY	GREEK	56 537			56 537	GREGQ	<b>ORGE</b>	
	LIBER	3 550			3 550	LIBER		
COMMODITY TOTAL		60 087			60 087		<b>TOTAL DE MARCHANDISE</b>	
CORN	OTHER	991			991	AUTRE	<b>MAIS</b>	
WHEAT	U K	81 597			81 597	R U	<b>BLE</b>	
	GREEK	21 500	65 460	79 781	166 741	GREGQ		
	ITALY	27 471			27 471	ITAL		
	NDRW	3 347	15 123		18 470	NORV		
	LIBER	101 815		15 200	117 015	LIBER		
	JAPAN			16 800	16 800	JAPON		
	PANAM	3 629			3 629	PANAM		
	OTHER	222 751	48 748		271 499	AUTRE		
COMMODITY TOTAL		462 110	129 331	111 781	703 222		<b>TOTAL DE MARCHANDISE</b>	
POTATOES	U K	5 748			5 748	R U	<b>POMMES DE TERRE</b>	
	SWEDN	4 481			4 481	SUEDE		
	LIBER	10 559			10 559	LIBER		
	OTHER	2 960			2 960	AUTRE		
COMMODITY TOTAL		23 748			23 748		<b>TOTAL DE MARCHANDISE</b>	
VEGETABLES, DRIED	OTHER	181			181	AUTRE	<b>LEGUMES, SECS</b>	
RAW HIDES AND SKINS	GREEK	394			394	GREGQ	<b>PEAUX ET CUIRS BRUT</b>	
	OTHER	93			93	AUTRE		
COMMODITY TOTAL		487			487		<b>TOTAL DE MARCHANDISE</b>	
PAPESEED	NETH		6 601		6 601	P. BAS	<b>GRAINE DE COLZA</b>	
	NORW		8 500		8 500	NORV		
	OTHER		14 350		14 350	AUTRE		
COMMODITY TOTAL			29 451		29 451		<b>TOTAL DE MARCHANDISE</b>	
OIL SEEDS, NUTS NES	NORW		1 033		1 033	NORV	<b>GRAINES, NOIX OLEAG. NDA</b>	
ZINC ORE AND CONC.	OTHER	11 213			11 213	AUTRE	<b>MINERAL, CONC. DE ZINC</b>	
ASBESTOS	GREEK	1 233			1 233	GREGQ	<b>AMIANTE</b>	
	OTHER	7 719			7 719	AUTRE		
COMMODITY TOTAL		8 952			8 952		<b>TOTAL DE MARCHANDISE</b>	
LUMBER AND TIMBER	GER			5 065	5 065	ALL	<b>BOIS OEUVRE ET CHARP.</b>	
	LIBER			15 543	15 543	LIBER		
	JAPAN			47 327	47 327	JAPON		
	PANAM			9 215	9 215	PANAM		
	OTHER			9 517	9 517	AUTRE		
COMMODITY TOTAL				86 667	86 667		<b>TOTAL DE MARCHANDISE</b>	
PULP	OTHER	2 182			2 182	AUTRE	<b>PATE</b>	
BLDG. PAPER AND BOARD	OTHER	430			430	AUTRE	<b>PLAQ. CONSTR., PAP/CART.</b>	
VEG. OILS, FATS NES	GREEK	3 126			3 126	GREGQ	<b>HUIL. MAT. GRAS, VEG. NDA</b>	
INORGANIC CHEMS. NES	OTHER	141			141	AUTRE	<b>PROD. CHIM. INORG. NDA</b>	
PLASTIC MATERIALS	OTHER	1 367			1 367	AUTRE	<b>MATIERES PLASTIQUES</b>	
CHEM. SPECIALTIES NES	OTHER	54			54	AUTRE	<b>PROD. CHIM. SPECIAUX NDA</b>	
PLATE & SHEET STEEL	OTHER	372	2 063		2 435	AUTRE	<b>TOL. FEUILLES D'ACIER</b>	
STRUCTURAL SHAPES	OTHER	348			348	AUTRE	<b>PROFILES DE CONSTRUCT.</b>	
COPPER AND ALLOYS	OTHER	110			110	AUTRE	<b>CUIVRE ET ALLIAGES</b>	
METAL FAB. BASIC PROD.	GER	1			1	ALL	<b>OUVR. DE BASE EN METAL</b>	
CEMENT BASIC PROD.	OTHER		1 429		1 429	AUTRE	<b>OUVR. DE BASE CIMENT</b>	
MACHINERY NES	OTHER	13	5		18	AUTRE	<b>MACHINES NDA</b>	
RAILWAY ROLLING STOCK	U S A	566			566	E-U	<b>MAT. ROUL. DE CH. DE FER</b>	
PASS. AUTOS AND CHASSIS	OTHER	2			2	AUTRE	<b>VOITURES PART., CHASSIS</b>	
EQUIPMENT MISC.	GER	20			20	ALL	<b>MATERIEL DIVERS</b>	
	OTHER	66			66	AUTRE		
COMMODITY TOTAL		86			86		<b>TOTAL DE MARCHANDISE</b>	
PERSONAL, HOUSEHOLD GOODS	OTHER	17			17	AUTRE	<b>ART. PERS. ET MENAGERS</b>	



TABLE 18. COMMODITIES LOADED FOR FOREIGN COUNTRIES BY COUNTRY OF DESTINATION, REGISTRY OF VESSEL AND CANADIAN REGION - 1977

TABLEAU 18. MARCHANDISES CHARGÉES A DESTINATION DE PAYS ÉTRANGERS SELON LE PAYS DE DESTINATION, L'IMMATRICULATION DU NAVIRE ET LA RÉGION DU CANADA - 1977

		METRIC TONNES - TONNES METRIQUE						
COUNTRY OF DESTINATION AND KIND OF CARGO	REGISTRY OF VESSEL	ATLANTIC ATLANTIQUE	GREAT LAKES GRANDS LACS	PACIFIC PACIFIQUE	TOTAL TOTAL	IMMATRIC. DU NAVIRE	PAYS DE DESTINATION ET MARCHANDISE	
<b>ALGERIA</b>	<b>CDNT.</b>						<b>ALGERIE</b>	
MISC. END PRODUCTS NES	DENMK	707			707	DANMK	SUITE	
	GER	5 128			5 128	ALL	PRODUITS FINIS DIV.NDA	
	GREEK	998			998	GREQO		
	NORW	2 087			2 087	NORV		
	LIBER	3 597			3 597	LIBER		
	OTHER	10 181			10 181	AUTRE		
<b>COMMODITY TOTAL</b>		<b>22 698</b>			<b>22 698</b>		<b>TOTAL DE MARCHANDISE</b>	
GENERAL CARGO	OTHER	12			12	AUTRE	MARCHANDISES DIVERSES	
CONTAINERIZED FREIGHT	LIBER	51			51	LIBER	FRET CONTENEURISE	
	OTHER	634			634	AUTRE		
<b>COMMODITY TOTAL</b>		<b>685</b>			<b>685</b>		<b>TOTAL DE MARCHANDISE</b>	
<b>COUNTRY/REGION TOTAL</b>		<b>628 544*</b>	<b>163 312*</b>	<b>198 448*</b>	<b>990 304*</b>		<b>TOTAL DE PAYS/REGION</b>	
<b>ANGOLA</b>							<b>ANGOLA</b>	
MILK POWDER	OTHER	27			27	AUTRE	LAIT EN POUFRE	
MISC. FOOD PREP. NES	U K	753			753	R U	DIV. PREP. ALIM. NDA	
ASBESTOS	OTHER	1 924			1 924	AUTRE	AMIANTE	
COTTON, TEXTILE WASTE	DENMK	5			5	DANMK	DECHETS DE COTON, TEXT.	
PAPERBOARD	OTHER	4 012			4 012	AUTRE	CAFTON	
TEXTILE FAB. MTL NES	U K	122			122	R U	OUVR. EN MAT. TEXT. NDA	
	OTHER	11			11	AUTRE		
<b>COMMODITY TOTAL</b>		<b>133</b>			<b>133</b>		<b>TOTAL DE MARCHANDISE</b>	
ALUMINIUM	U K		112		112	R U	ALUMINIUM	
METAL FAB. BASIC PROD.	PANAM	59			59	PANAM	OUVR. DE BASE EN METAL	
MACHINERY NES	DENMK	2			2	DANMK	MACHINES NDA	
	OTHER	13			13	AUTRE		
<b>COMMODITY TOTAL</b>		<b>15</b>			<b>15</b>		<b>TOTAL DE MARCHANDISE</b>	
PASS. AUTOS AND CHASSIS	OTHER	1			1	AUTRE	VOITURES PART., CHASSIS	
RUBBER TIRES AND TUBES	PANAM	4			4	PANAM	PNEUS, CHAMBRES A AIR	
EQUIPMENT MISC.	PANAM	2			2	PANAM	MATERIEL DIVERS	
	OTHER	2			2	AUTRE		
<b>COMMODITY TOTAL</b>		<b>4</b>			<b>4</b>		<b>TOTAL DE MARCHANDISE</b>	
PERSONAL, HOUSEHOLD GOODS	U K	6			6	R U	ART. PERS. ET MENAGERS	
	PANAM	5			5	PANAM		
	OTHER	112			112	AUTRE		
<b>COMMODITY TOTAL</b>		<b>123</b>			<b>123</b>		<b>TOTAL DE MARCHANDISE</b>	
MISC. END PRODUCTS NES	U K	1			1	R U	PRODUITS FINIS DIV. NDA	
	DENMK	1			1	DANMK		
	PANAM	2			2	PANAM		
<b>COMMODITY TOTAL</b>		<b>4</b>			<b>4</b>		<b>TOTAL DE MARCHANDISE</b>	
<b>COUNTRY/REGION TOTAL</b>		<b>7 064*</b>	<b>112*</b>	<b>*</b>	<b>7 176*</b>		<b>TOTAL DE PAYS/REGION</b>	
<b>CAMEROON</b>							<b>CAMEROON</b>	
MILK POWDER	OTHER	18			18	AUTRE	LAIT EN POUFRE	
MACARONI, CEREAL PROD.	JAPAN	101			101	JAPON	PATES ALIM. PROD. CEREAL	
LUMBER AND TIMBER	DENMK	1			1	DANMK	BOIS D'OEUVRE ET CHARP.	
PAPER NES	OTHER		366		366	AUTRE	PAPIER NDA	
METAL FAB. BASIC PROD.	OTHER	142			142	AUTRE	OUVR. DE BASE EN METAL	
CEMENT BASIC PROD.	OTHER	93			93	AUTRE	OUVR. DE BASE CIMENT	
MACHINERY NES	NORW	2			2	NORV	MACHINES NDA	
	LIBER	22			22	LIBER		
	JAPAN	12			12	JAPON		
	OTHER	3			3	AUTRE		
<b>COMMODITY TOTAL</b>		<b>39</b>			<b>39</b>		<b>TOTAL DE MARCHANDISE</b>	
PASS. AUTOS AND CHASSIS	U S A		1		1	E-U	VOITURES PART., CHASSIS	
TRUCKS AND CHASSIS	LIBER	5			5	LIBER	CAMIONS ET CHASSIS	
RUBBER TIRES AND TUBES	LIBER	1			1	LIBER	PNEUS, CHAMBRES A AIR	
EQUIPMENT MISC.	U S A		1		1	E-U	MATERIEL DIVERS	
	OTHER	1			1	AUTRE		
<b>COMMODITY TOTAL</b>		<b>1</b>	<b>1</b>		<b>2</b>		<b>TOTAL DE MARCHANDISE</b>	
PERSONAL, HOUSEHOLD GOODS	LIBER	2			2	LIBER	ART. PERS. ET MENAGERS	
	JAPAN	3			3	JAPON		
	OTHER	8			8	AUTRE		
<b>COMMODITY TOTAL</b>		<b>13</b>			<b>13</b>		<b>TOTAL DE MARCHANDISE</b>	
MISC. END PRODUCTS NES	JAPAN	11			11	JAPON	PRODUITS FINIS DIV. NDA	
	OTHER	2			2	AUTRE		
<b>COMMODITY TOTAL</b>		<b>13</b>			<b>13</b>		<b>TOTAL DE MARCHANDISE</b>	
CONTAINERIZED FREIGHT	NORW	5			5	NORV	FRET CONTENEURISE	
	OTHER	104			104	AUTRE		
<b>COMMODITY TOTAL</b>		<b>109</b>			<b>109</b>		<b>TOTAL DE MARCHANDISE</b>	
<b>COUNTRY/REGION TOTAL</b>		<b>536*</b>	<b>368*</b>	<b>*</b>	<b>904*</b>		<b>TOTAL DE PAYS/REGION</b>	
<b>ZAIRE</b>							<b>ZAIRE</b>	
TRACTORS	NORW	22			22	NORV	TRACTEURS	
MOTOR VEHICLE ENGINES	NORW	3			3	NORV	MOTEURS DE VEH. AUTOM.	
EQUIPMENT MISC.	DENMK	1			1	DANMK	MATERIEL DIVERS	
	NORW	5			5	NORV		
<b>COMMODITY TOTAL</b>		<b>6</b>			<b>6</b>		<b>TOTAL DE MARCHANDISE</b>	
PERSONAL, HOUSEHOLD GOODS	NORW	1			1	NORV	ART. PERS. ET MENAGERS	
MISC. END PRODUCTS NES	DENMK	3			3	DANMK	PRODUITS FINIS DIV. NDA	

TABLE 18. COMMODITIES LOADED FOR FOREIGN COUNTRIES BY COUNTRY OF DESTINATION, REGISTRY OF VESSEL AND CANADIAN REGION - 1977

TABLEAU 18. MARCHANDISES CHARGÉES À DESTINATION DE PAYS ÉTRANGERS SELON LE PAYS DE DESTINATION, L'IMMATRICULATION

DU NAVIRE ET LA RÉGION DU CANADA - 1977

METRIC TONNES - TONNES MÉTRIQUE

COUNTRY OF DESTINATION AND KIND OF CARGO	REGISTRY OF VESSEL	ATLANTIC ATLANTIQUE	GREAT LAKES GRANDS LACS	PACIFIC PACIFIQUE	TOTAL TOTAL	IMMATRIC. DU NAVIRE	PAYS DE DESTINATION ET MARCHANDISE
<b>ZAIRE</b>							<b>ZAIRE</b>
CONTAINERIZED FREIGHT	NORW	41			41	NORV	FRET CONTENEURESE
	OTHER	24			24	AUTRE	
COMMODITY TOTAL		65			65		TOTAL DE MARCHANDISE
COUNTRY/REGION TOTAL		100*	*	*	100*		TOTAL DE PAYS/REGION
<b>BENIN</b>							<b>BENIN</b>
WHEAT	GREEK	8 108			8 108	GREGQ	BLE
WHEAT FLOUR	OTHER	181			181	AUTRE	FARINE DE BLE
TEXTILE FIBRES NES	OTHER	82			82	AUTRE	FIBRES TEXTILES NDA
RUBBER FAB.MATERIALS	LIBER	1			1	LIBER	DEMI-PROD.CAOUTCHOUC
TEXTILE FAB.MTL NES	NORW	3			3	NORV	OUVR.EN MAT.TEXT.NDA
TRACTORS	NORW	32			32	NORV	TRACTEURS
MACHINERY NES	NORW	15			15	NORV	MACHINES NDA
PASS.AUTOS AND CHASSIS	CTHER	9			9	AUTRE	VOITURES PART.,CHASSIS
EQUIPMENT MISC.	NORW	30			30	NORV	MATERIEL DIVERS
PERSONAL,HSEHOLD GOODS	LIBER	1			1	LIBER	ART.PERS.ET MENAGERS
	OTHER	15			15	AUTRE	
COMMODITY TOTAL		16			16		TOTAL DE MARCHANDISE
MISC. END PRODUCTS NES	OTHER	3			3	AUTRE	PRODUITS FINIS DIV.NDA
CONTAINERIZED FREIGHT	DENMK	36			36	DANMK	FRET CONTENEURESE
	NORW	175			175	NORV	
	OTHER	58			58	AUTRE	
COMMODITY TOTAL		269			269		TOTAL DE MARCHANDISE
COUNTRY/REGION TOTAL		8 749*	*	*	8 749*		TOTAL DE PAYS/REGION
<b>FR. AFRICA NES</b>							<b>AFRIQUE FR.NDA</b>
MILK POWDER	LIBER	33			33	LIBER	LAIT EN POUSSÉ
	OTHER	54			54	AUTRE	
COMMODITY TOTAL		87			87		TOTAL DE MARCHANDISE
DAIRY PROD.EGGS,HONEY	LIBER	17			17	LIBER	PROD.LAIT.,OEUFS,MIEL
WHEAT FLOUR	GREEK	281			281	GREGQ	FARINE DE BLE
VEGETABLES, DRIED	GREEK	138			138	GREGQ	LEGUMES, SECS
MISC.FOOD PREP.NES	GREEK	3			3	GREGQ	DIV.PREP.ALIM.NDA
VEG.OILS,FATS NES	GREEK	21			21	GREGQ	HUIL.MAT.GRAS.VEG.NDA
MACHINERY NES	OTHER	8			8	AUTRE	MACHINES NDA
PERSONAL,HSEHOLD GOODS	GREEK	1			1	GREGQ	ART.PERS.ET MENAGERS
CONTAINERIZED FREIGHT	DENMK	36			36	DANMK	FRET CONTENEURESE
	NORW	11			11	NORV	
COMMODITY TOTAL		47			47		TOTAL DE MARCHANDISE
COUNTRY/REGION TOTAL		603*	*	*	603*		TOTAL DE PAYS/REGION
<b>GABON</b>							<b>GABON</b>
BLDG.PAPER AND BOARD	DENMK	3			3	DANMK	PLAQ.CONSTR.,PAP/CART.
PIPES,TUBES:IRON,STEEL	OTHER	5			5	AUTRE	TUYAUX,TUBES:FER,ACIER
TRACTORS	DENMK	8			8	DANMK	TRACTEURS
MACHINERY NES	NORW	40			40	NORV	MACHINES NDA
	CTHER	15			15	AUTRE	
COMMODITY TOTAL		55			55		TOTAL DE MARCHANDISE
PASS.AUTOS AND CHASSIS	NORW	2			2	NORV	VOITURES PART.,CHASSIS
	OTHER	1			1	AUTRE	
COMMODITY TOTAL		3			3		TOTAL DE MARCHANDISE
ROAD MOTOR VEH. NES	OTHER	1			1	AUTRE	VEH.AUTOM.ROUTIERS NDA
RUBBER TIRES AND TUBES	DENMK	1			1	DANMK	PNEUS, CHAMBRES A AIR
PERSONAL,HSEHOLD GOODS	DENMK	4			4	DANMK	ART.PERS.ET MENAGERS
	LIBER	1			1	LIBER	
	OTHER	1			1	AUTRE	
COMMODITY TOTAL		6			6		TOTAL DE MARCHANDISE
MISC. END PRODUCTS NES	LIBER	17			17	LIBER	PRODUITS FINIS DIV.NDA
CONTAINERIZED FREIGHT	NORW	2			2	NORV	FRET CONTENEURESE
	OTHER	14			14	AUTRE	
COMMODITY TOTAL		16			16		TOTAL DE MARCHANDISE
COUNTRY/REGION TOTAL		115*	*	*	115*		TOTAL DE PAYS/REGION
<b>GUINEA</b>							<b>GUINEE</b>
MISC.FOOD PREP.NES	DENMK	27			27	DANMK	DIV.PREP.ALIM.NDA
EXPLOS., FUSES, CAPS	OTHER	60			60	AUTRE	EXPLOS.,AMORGES, DET.
COUNTRY/REGION TOTAL		87*	*	*	87*		TOTAL DE PAYS/REGION
<b>IVORY COAST</b>							<b>COTE-D'IVOIRE</b>
DAIRY PROD.EGGS,HONEY	OTHER	13			13	AUTRE	PROD.LAIT.,OEUFS,MIEL
WHEAT FLOUR	LIBER	39			39	LIBER	FARINE DE BLE
	PANAM	91			91	PANAM	
	U S A	59			59	E-U	
	OTHER	476			476	AUTRE	
COMMODITY TOTAL		665			665		TOTAL DE MARCHANDISE
MACAPONI,CEREAL PROD.	OTHER	54			54	AUTRE	PATES ALIM.PROD.CEREAL

TABLE 18. COMMODITIES LOADED FOR FOREIGN COUNTRIES BY COUNTRY OF DESTINATION, REGISTRY OF VESSEL AND CANADIAN REGION - 1977

TABLEAU 18. MARCHANDISES CHARGÉES À DESTINATION DE PAYS ÉTRANGERS SELON LE PAYS DE DESTINATION, L'IMMATRICULATION DU NAVIRE ET LA RÉGION DU CANADA - 1977

		METRIC TONNES - TONNES MÉTRIQUE						
COUNTRY OF DESTINATION AND KIND OF CARGO	REGISTRY OF VESSEL	ATLANTIC ATLANTIQUE	GREAT LAKES GRANDS LACS	PACIFIC PACIFIQUE	TOTAL TOTAL	IMMATRIC. DU NAVIRE	PAYS DE DESTINATION ET MARCHANDISE	
<b>IVORY COAST CONT.</b>							<b>CÔTE-D'IVOIRE SUITE</b>	
VEGETABLES, DRIED	OTHER	20			20	AUTRE	LÉGUMES, SECS	
TEXTILE FIBRES NES	JAPAN	22			22	JAPON	FIÈRES TEXTILES NDA	
	OTHER	32			32	AUTRE		
<b>COMMODITY TOTAL</b>		<b>54</b>			<b>54</b>		<b>TOTAL DE MARCHANDISE</b>	
COTTON, TEXTILE WASTE	OTHER	22			22	AUTRE	DECHETS DE COTON, TEXT.	
TEXTILE FAB. MTL NES	OTHER	2			2	AUTRE	OUVR. EN MAT. TEXT. NDA	
ANIMAL OILS, EXC. MARINE	U K	497			497	R U	HUIL. ANIM. SAUF AN. MAR.	
PLASTIC MATERIALS	NORW	4			4	NORV	MATIERES PLASTIQUES	
PLATE & SHEET STEEL	OTHER	39			39	AUTRE	TOLÉS, FEUILLES D'ACIER	
PIPES, TUBES: IRON, STEEL	GREEK	1 839			1 839	GRECQ	TUYAUX, TUBES: FER, ACIER	
	LIBER	816			816	LIBER		
	OTHER	726			726	AUTRE		
<b>COMMODITY TOTAL</b>		<b>3 381</b>			<b>3 381</b>		<b>TOTAL DE MARCHANDISE</b>	
ALUMINUM	OTHER	140			140	AUTRE	ALUMINIUM	
METAL FAB. BASIC PRD.	LIBER	3			3	LIBER	OUVR. DE BASE EN METAL	
TRACTORS	PANAM	1 361			1 361	PANAM	TRACTEURS	
	OTHER	78			78	AUTRE		
<b>COMMODITY TOTAL</b>		<b>1 439</b>			<b>1 439</b>		<b>TOTAL DE MARCHANDISE</b>	
MACHINERY NES	DENMK	12			12	DANMK	MACHINES NDA	
	GREEK	1 790			1 790	GRECQ		
	NORW	22			22	NORV		
	LIBER	2 723			2 723	LIBER		
	JAPAN	219			219	JAPON		
	PANAM	11			11	PANAM		
	U S A	17			17	E-U		
	OTHER	1 459			1 459	AUTRE		
<b>COMMODITY TOTAL</b>		<b>6 253</b>			<b>6 253</b>		<b>TOTAL DE MARCHANDISE</b>	
MACH. AUTOS AND CHASSIS	LIBER	1			1	LIBER	VOITURES PART., CHASSIS	
	PANAM	2			2	PANAM		
	OTHER	6			6	AUTRE		
<b>COMMODITY TOTAL</b>		<b>9</b>			<b>9</b>		<b>TOTAL DE MARCHANDISE</b>	
TUBES, TIRES AND TUBES	LIBER	5			5	LIBER	PNEUS, CHAMBRES A AIR	
	JAPAN	2			2	JAPON		
<b>COMMODITY TOTAL</b>		<b>7</b>			<b>7</b>		<b>TOTAL DE MARCHANDISE</b>	
EQUIPMENT MISC.	DENMK	4			4	DANMK	MATERIEL DIVERS	
	NORW	1			1	NORV		
	OTHER	7			7	AUTRE		
<b>COMMODITY TOTAL</b>		<b>12</b>			<b>12</b>		<b>TOTAL DE MARCHANDISE</b>	
PERSONAL, HOUSEHOLD GOODS	DENMK	2			2	DANMK	ART. PERS. ET MENAGERS	
	NORW	12			12	NORV		
	LIBER	2			2	LIBER		
	JAPAN	3			3	JAPON		
	U S A	4			4	E-U		
	OTHER	188			188	AUTRE		
<b>COMMODITY TOTAL</b>		<b>211</b>			<b>211</b>		<b>TOTAL DE MARCHANDISE</b>	
MISC. END PRODUCTS NES	LIBER	4			4	LIBER	PRODUITS FINIS DIV. NDA	
	PANAM	4			4	PANAM		
	OTHER	5			5	AUTRE		
<b>COMMODITY TOTAL</b>		<b>13</b>			<b>13</b>		<b>TOTAL DE MARCHANDISE</b>	
GENERAL CARGO	PANAM	1			1	PANAM	MARCHANDISES DIVERSES	
	OTHER	3 280			3 280	AUTRE		
<b>COMMODITY TOTAL</b>		<b>3 281</b>			<b>3 281</b>		<b>TOTAL DE MARCHANDISE</b>	
CONTAINERIZED FREIGHT	U S A	5			5	E-U	FRET CONTENEURESE	
<b>COUNTRY/REGION TOTAL</b>		<b>16 124*</b>	<b>*</b>	<b>*</b>	<b>16 124*</b>		<b>TOTAL DE PAYS/REGION</b>	
<b>LIBERIA</b>							<b>LIBERIA</b>	
MEAT, CURED	DENMK	4			4	DANMK	VIANDE FUMÉE OU SALÉE	
MILK POWDER	OTHER	107			107	AUTRE	LAIT EN POUÏRE	
DAIRY PROD. EGGS, HONEY	OTHER		9		9	AUTRE	PRD. LAIT., OEUFS, MIEL	
WHEAT FLOUR	OTHER	260			260	AUTRE	FARINE DE BLE	
NUTS, EXC. OIL NUTS NES	PANAM	2			2	PANAM	NOIX, SAUF OLEAG. NDA	
	OTHER	1			1	AUTRE		
<b>COMMODITY TOTAL</b>		<b>3</b>			<b>3</b>		<b>TOTAL DE MARCHANDISE</b>	
VEGETABLE PREP. NES	OTHER	1			1	AUTRE	PREP. DE LÉGUMES NDA	
SUGAR PREPARATIONS	OTHER	2			2	AUTRE	PREP. A BASE DE SUCRE	
MISC. FOOD PREP. NES	JAPAN	3			3	JAPON	DIV. PREP. ALIM. NDA	
	OTHER	1			1	AUTRE		
<b>COMMODITY TOTAL</b>		<b>4</b>			<b>4</b>		<b>TOTAL DE MARCHANDISE</b>	
CONC. COMPLETE FEEDS	OTHER	24			24	AUTRE	CONC. PRD. COMPLETES	
SALT	DENMK	18			18	DANMK	SEL	
INORGANIC CHEMS. NES	DENMK	11			11	DANMK	PRD. CHIM. INORG. NDA	
	OTHER	10			10	AUTRE		
<b>COMMODITY TOTAL</b>		<b>21</b>			<b>21</b>		<b>TOTAL DE MARCHANDISE</b>	
EXPLOS., FUSES, CAPS	OTHER	1 575			1 575	AUTRE	EXPLOS., AMORCES, DET.	
FERTILIZERS NES	OTHER	10			10	AUTRE	ENGRAIS CHIMIQUE NDA	
PLASTIC MATERIALS	OTHER	9			9	AUTRE	MATIERES PLASTIQUES	
DYESTUFF, PIGMENT, PAINT	OTHER	3			3	AUTRE	MAT. COLOR, PIG. PEINTURE	
COPPER AND ALLOYS	OTHER	5			5	AUTRE	CUIVRE ET ALLIAGES	
METAL FAB. BASIC PRD.	DENMK	1			1	DANMK	OUVR. DE BASE EN METAL	
	LIBER	3			3	LIBER		
	OTHER	2			2	AUTRE		
<b>COMMODITY TOTAL</b>		<b>6</b>			<b>6</b>		<b>TOTAL DE MARCHANDISE</b>	
TRACTORS	NORW	90			90	NORV	TRACTEURS	
MACHINERY NES	NORW	39			39	NORV	MACHINES NDA	



TABLE 18. COMMODITIES LOADED FOR FOREIGN COUNTRIES BY COUNTRY OF DESTINATION, REGISTRY OF VESSEL AND CANADIAN REGION - 1977

TABLEAU 18. MARCHANDISES CHARGÉES A DESTINATION DE PAYS ÉTRANGERS SELON LE PAYS DE DESTINATION, L'IMMATRICULATION OU NAVIRE ET LA RÉGION DU CANADA - 1977

METRIC TONNES - TONNES MÉTRIQUE

COUNTRY OF DESTINATION AND KIND OF CARGO	REGISTRY OF VESSEL	ATLANTIC ATLANTIQUE	GREAT LAKES GRANDS LACS	PACIFIC PACIFIQUE	TOTAL TOTAL	IMMATIC. DU NAVIRE	PAYS DE DESTINATION ET MARCHANDISE
<b>LIBERIA CONT.</b>							<b>LIBERIA SUITE</b>
	LIBER	1			1	LIBER	
	JAPAN	17			17	JAPON	
	PANAM	3			3	PANAM	
	OTHER	16			16	AUTRE	
<b>COMMODITY TOTAL</b>		<b>76</b>			<b>76</b>		<b>TOTAL DE MARCHANDISE</b>
TRUCKS AND CHASSIS	PANAM	9			9	PANAM	CAMIONS ET CHASSIS
MOTOR VEHICLE ENGINES	NORV	7			7	NORV	MOTEURS DE VEH.AUTOM.
RUBBER TIRES AND TUBES	JAPAN	37			37	JAPON	PNEUS, CHAMBRES A AIR
EQUIPMENT MISC.	DENMK	37			37	DANMK	MATERIEL DIVERS
	NORV	1			1	NORV	
	JAPAN	8			8	JAPON	
	PANAM	3			3	PANAM	
	OTHER	76			76	AUTRE	
<b>COMMODITY TOTAL</b>		<b>125</b>			<b>125</b>		<b>TOTAL DE MARCHANDISE</b>
PERSONAL/HSEHOLD GOODS	PANAM	1			1	PANAM	ART.PERS.ET MENAGERS
	OTHER	3			6	AUTRE	
<b>COMMODITY TOTAL</b>		<b>4</b>	<b>3</b>		<b>7</b>		<b>TOTAL DE MARCHANDISE</b>
CONTAINERS,CLESURES	OTHER	4			4	AUTRE	CONTENEURS,FERMETURES
MISC. END PRODUCTS NES	LIBER	1			1	LIBER	PRODUITS FINIS DIV.NDA
	JAPAN	3			3	JAPON	
	PANAM	3			3	PANAM	
<b>COMMODITY TOTAL</b>		<b>7</b>			<b>7</b>		<b>TOTAL DE MARCHANDISE</b>
GENERAL CARGO	PANAM	2			2	PANAM	MARCHANDISES DIVERSES
	OTHER	16			16	AUTRE	
<b>COMMODITY TOTAL</b>		<b>18</b>			<b>18</b>		<b>TOTAL DE MARCHANDISE</b>
CONTAINERIZED FREIGHT	NORV	385			385	NORV	FRET CONTENEURESE
	OTHER	67			67	AUTRE	
<b>COMMODITY TOTAL</b>		<b>452</b>			<b>452</b>		<b>TOTAL DE MARCHANDISE</b>
<b>COUNTRY/REGION TOTAL</b>		<b>2 881*</b>	<b>12*</b>	<b>*</b>	<b>2 893*</b>		<b>TOTAL DE PAYS/REGION</b>
<b>MADAGASCAR</b>							<b>MADAGASCAR</b>
VEG.OILS,FATS NES	GREEK	500			500	GREQC	HUIL.MAT.GRAS.VEG.NDA
<b>COUNTRY/REGION TOTAL</b>		<b>500*</b>	<b>*</b>	<b>*</b>	<b>500*</b>		<b>TOTAL DE PAYS/REGION</b>
<b>MOROCCO</b>							<b>MAROC</b>
BARLEY	GREEK	21 000			21 000	GREQC	ORGE
WHEAT	DENMK	41 736			41 736	DANMK	BLE
	GREEK	76 949			76 949	GREQC	
	ITALY	46 105			46 105	ITAL	
	SWEON	41 251			41 251	SUEDE	
	LIBER	30 616			30 616	LIBER	
	OTHER	27 350	13 742		41 092	AUTRE	
<b>COMMODITY TOTAL</b>		<b>264 007</b>	<b>13 742</b>		<b>277 749</b>		<b>TOTAL DE MARCHANDISE</b>
ASBESTCS	U S A	657			657	E-U	AMIANTE
SULPHUR IN ORES	GREEK			26 831	26 831	GREQC	SOUFRE EN MINERAL
	LIBER			20 343	20 343	LIBER	
<b>COMMODITY TOTAL</b>				<b>47 174</b>	<b>47 174</b>		<b>TOTAL DE MARCHANDISE</b>
LUMBER AND TIMBER	NETH			2 667	2 667	P.BAS	BOIS D'OEUVRE ET CHARP.
	LIBER			3 342	3 342	LIBER	
	JAPAN			9 944	9 944	JAPON	
	PANAM			3 467	3 467	PANAM	
<b>COMMODITY TOTAL</b>				<b>19 420</b>	<b>19 420</b>		<b>TOTAL DE MARCHANDISE</b>
BLOG.PAPER AND BOARD	JAPAN	496			496	JAPON	PLAQ.CONSTR.,PAP/CART.
VEG.OILS,FATS NES	NORV	3 198			3 198	NORV	HUIL.MAT.GRAS.VEG.NDA
ORGANIC CHEMICALS NES	U S A	15			15	E-U	PROD.CHIM.ORGAN.NDA
	OTHER			1	1	AUTRE	
<b>COMMODITY TOTAL</b>		<b>15</b>			<b>16</b>		<b>TOTAL DE MARCHANDISE</b>
CHEM.SPECIALTIES NES	OTHER			1	1	AUTRE	PROD.CHIM.SPECIALS NDA
PLATE & SHEET STEEL	JAPAN	599			599	JAPON	TOLES,FEUILLES DACIER
	OTHER	19			19	AUTRE	
<b>COMMODITY TOTAL</b>		<b>618</b>			<b>618</b>		<b>TOTAL DE MARCHANDISE</b>
PIPES,TUBES:IRON,STEEL	U S A	4			4	E-U	TUYAUX,TUBES:FER,ACIER
METAL FAB.BASIC PRDD.	U S A	1			1	E-U	OUVR.DE BASE EN METAL
BRICKS, TILES NES	U S A	73			73	E-U	BRIQUES,TOILES NDA
MACHINERY NES	U S A	18			18	E-U	MACHINES NDA
	OTHER			1	1	AUTRE	
<b>COMMODITY TOTAL</b>		<b>18</b>			<b>19</b>		<b>TOTAL DE MARCHANDISE</b>
PASS.AUTOS AND CHASSIS	U S A	4			4	E-U	VOITURES PART.,CHASSIS
	OTHER	2			2	AUTRE	
<b>COMMODITY TOTAL</b>		<b>6</b>			<b>6</b>		<b>TOTAL DE MARCHANDISE</b>
TRUCKS AND CHASSIS	OTHER	2			2	AUTRE	CAMIONS ET CHASSIS
ROAD MOTOR VEH. NES	OTHER	2			2	AUTRE	VEH.AUTOM.ROUTIERS NDA
EQUIPMENT MISC.	U S A	2			2	E-U	MATERIEL DIVERS
	OTHER			6	6	AUTRE	
<b>COMMODITY TOTAL</b>		<b>2</b>		<b>6</b>	<b>8</b>		<b>TOTAL DE MARCHANDISE</b>
PERSONAL,HSEHOLD GOODS	U S A	7			7	E-U	ART.PERS.ET MENAGERS
	OTHER	2			2	AUTRE	
<b>COMMODITY TOTAL</b>		<b>9</b>			<b>9</b>		<b>TOTAL DE MARCHANDISE</b>
MISC. END PRODUCTS NES	U S A	1			1	E-U	PRODUITS FINIS DIV.NDA
CONTAINERIZED FREIGHT	U S A	5			5	E-U	FRET CONTENEURESE
<b>COUNTRY/REGION TOTAL</b>		<b>290 114*</b>	<b>13 751*</b>	<b>66 594*</b>	<b>370 459*</b>		<b>TOTAL DE PAYS/REGION</b>

TABLE 18. COMMODITIES LOADED FOR FOREIGN COUNTRIES BY COUNTRY OF DESTINATION, REGISTRY OF VESSEL AND CANADIAN REGION - 1977

TABLOU 18. MARCHANDISES CHARGÉES À DESTINATION DU PAYS ÉTRANGER SELON LE PAYS DE DESTINATION, L'IMMATRICULATION DU NAVIRE ET LA RÉGION DU CANADA - 1977

		METRIC TONNES - TONNES METRIQUE					
COUNTRY OF DESTINATION AND KIND OF CARGO	REGISTRY OF VESSEL	ATLANTIC ATLANTIQUE	GREAT LAKES GRANDS LACS	PACIFIC PACIFIQUE	TOTAL TOTAL	IMMATIC. DU NAVIRE	PAYS DE DESTINATION ET MARCHANDISE
<b>MOZAMBIQUE</b>							
FISH, FRESH OR FROZEN	NORW	10			10	NORV	POISSON, FRAIS OU CONG.
MILK POWDER	U K	9			9	R U	LAIT EN POUDRE
	NORW	178			178	NORV	
COMMODITY TOTAL		187			187		TOTAL DE MARCHANDISE
WHEAT FLOUR	NORW	40			40	NORV	FARINE DE BLE
SPICES	U S A	1			1	E-U	ÉPICES
RAPESEED	NORW		7 700		7 700	NORV	GRAINE DE COLZA
SULPHUR IN ORES	GREEK			64 292	64 292	GREGQ	SOUFRE EN MINÉRAL
	LIBER			33 352	33 352	LIBER	
	PANAM			36 750	36 750	PANAM	
	OTHER			23 325	23 325	AUTRE	
COMMODITY TOTAL				157 719	157 719		TOTAL DE MARCHANDISE
LUMBER AND TIMBER	NETH			851	851	P. BAS	BOIS D'ŒUVRE ET CHARP.
PAPER NES	U K	3			3	R U	PAPIER NDA
BLDG. PAPER AND BOARD	NORW	280			280	NORV	PLAQ. CONSTR., PAP/CART.
AGRICULTURAL CHEMICALS	U S A		8		8	E-U	PROD. CHIM. AGRICOLES
PLASTIC MATERIALS	U S A	10			10	E-U	MATIÈRES PLASTIQUES
CHEM. SPECIALTIES NES	U S A	3			3	E-U	PROD. CHIM. SPÉCIAUX NDA
BARNS AND RODS, STEEL	NORW	176			176	NORV	BARRES ET TIGES ACIER
PLATE & SHEET STEEL	NORW	409			409	NORV	TOLES, FEUILLES ACIER
RAILS & TRACK MATERIAL	NORW	5 077			5 077	NORV	RAILS, MAT. VOIE FERREE
METAL FAB. BASIC PRD.	NORW	7			7	NORV	OUVR. DE BASE EN METAL
BRICKS, TILES NES	NORW	154			154	NORV	BRICKES, TUILES NDA
CEMENT	NORW	1			1	NORV	CIMENT
MISC. FABRICATED PRD.	NORW	239			239	NORV	OUVRAGES DIVERS
TRACTORS	OTHER		17		17	AUTRE	TRACTEURS
MACHINERY NES	NORW	1			1	NORV	MACHINES NDA
	U S A	6			6	E-U	
COMMODITY TOTAL		7			7		TOTAL DE MARCHANDISE
RAILWAY ROLLING STOCK	NORW	1			1	NORV	MAT. ROUL. DE CH. DE FER
EQUIPMENT MISC.	U K	8			8	R U	MATÉRIEL DIVERS
	GREEK	2			2	GREGQ	
COMMODITY TOTAL		10			10		TOTAL DE MARCHANDISE
PERSONAL, HOUSEHOLD GOODS	NORW	85			85	NORV	ART. PERS. ET MENAGERS
	U S A	88		5	93	E-U	
COMMODITY TOTAL		173		5	178		TOTAL DE MARCHANDISE
MISC. END PRODUCTS NES	OTHER			1	1	AUTRE	PRODUITS FINIS DIV. NDA
GENERAL CARGO	U K			1	1	R U	MARCHANDISES DIVERSES
	GREEK			3	3	GREGQ	
	U S A			1	1	E-U	
COMMODITY TOTAL				5	5		TOTAL DE MARCHANDISE
CONTAINERIZED FREIGHT	NORW	196			196	NORV	FRET CONTENEURSE
COUNTRY/REGION TOTAL		6 984*	7 736*	158 570*	173 290*		TOTAL DE PAYS/RÉGION
<b>PORT. AF. NES</b>							
MILK POWDER	U K	463			463	R U	LAIT EN POUDRE
VEGETABLES, DRIED	U K	312			312	R U	LÉGUMES, SECS
VEG. OILS, FATS NES	U K	508			508	R U	HUIL. MAT. GRAS. VEG. NDA
MACHINERY NES	PANAM	1 814			1 814	PANAM	MACHINES NDA
MISC. END PRODUCTS NES	DENMK	1			1	DANMK	PRODUITS FINIS DIV. NDA
COUNTRY/REGION TOTAL		3 098*	*	*	3 098*		TOTAL DE PAYS/RÉGION
<b>SENEGAL</b>							
MILK POWDER	DENMK	9			9	DANMK	LAIT EN POUDRE
	NORW	18			18	NORV	
	OTHER	32			32	AUTRE	
COMMODITY TOTAL		59			59		TOTAL DE MARCHANDISE
DAIRY PROD. EGGS, HONEY	PANAM	454			454	PANAM	PROD. LAIT., ŒUFS, MIEL
WHEAT	PANAM	7 722			7 722	PANAM	BLE
WHEAT FLOUR	DENMK	2			2	DANMK	FARINE DE BLE
VEGETABLES, DRIED	NORW	17			17	NORV	LÉGUMES, SECS
BLDG. PAPER AND BOARD	DENMK	15			15	DANMK	PLAQ. CONSTR., PAP/CART.
	PANAM	1			1	PANAM	
COMMODITY TOTAL		16			16		TOTAL DE MARCHANDISE
VEG. OILS, FATS NES	PANAM	454			454	PANAM	HUIL. MAT. GRAS. VEG. NDA
DYESTUFF, PIGMENT, PAINT	OTHER	19			19	AUTRE	MAT. COLOR. PIG. PEINTURE
STRUCTURAL SHAPES	U S A	114			114	E-U	PROFILES DE CONSTRUCT.
ALUMINUM	OTHER	2			2	AUTRE	ALUMINIUM
TRACTORS	NORW	28			28	NORV	TRACTEURS
	JAPAN	84			84	JAPON	
	PANAM	454			454	PANAM	
	U S A	52			52	E-U	
COMMODITY TOTAL		618			618		TOTAL DE MARCHANDISE
MACHINERY NES	JAPAN	45			45	JAPON	MACHINES NDA
	PANAM	907			907	PANAM	
	OTHER	13			13	AUTRE	
COMMODITY TOTAL		965			965		TOTAL DE MARCHANDISE
ASS. AUTOS AND CHASSIS	PANAM	1			1	PANAM	VOITURES PART., CHASSIS
	OTHER	5			5	AUTRE	
COMMODITY TOTAL		6			6		TOTAL DE MARCHANDISE
MOTOR VEHICLE ENGINES	LIBER	34			34	LIBER	MOTEURS DE VEH. AUTOM.
SHIPS, AIRCRAFT, MIS. VEH	OTHER	2			2	AUTRE	NAVIRES, AVIONS, VEH. DIV.

TABLE 1B. COMMODITIES LOADED FOR FOREIGN COUNTRIES BY COUNTRY OF DESTINATION, REGISTRY OF VESSEL AND CANADIAN REGION - 1977

TABLEAU 1B. MARCHANDISES CHARGÉES À DESTINATION DE PAYS ÉTRANGERS SELON LE PAYS DE DESTINATION, L'IMMATRICULATION DU NAVIRE ET LA RÉGION DU CANADA - 1977

		METRIC TONNES - TONNES MÉTRIQUE						
COUNTRY OF DESTINATION AND KIND OF CARGO	REGISTRY OF VESSEL	ATLANTIC ATLANTIQUE	GREAT LAKES GRANDS LACS	PACIFIC PACIFIQUE	TOTAL TOTAL	IMMATIC. DU NAVIRE	PAYS DE DESTINATION ET MARCHANDISE	
SENEGAL CCNT. EQUIPMENT MISC.	NORW	1			1	NORV	SENEGAL SUITE MATERIEL DIVERS	
	LIBER	1			1	LIBER		
	PANAM	4			4	PANAM		
	OTHER	11			11	AUTRE		
COMMODITY TOTAL		17			17		TOTAL DE MARCHANDISE	
PERSONAL, HOUSEHOLD GOODS	JAPAN	2			2	JAPON	ART. PERS. ET MENAGERS	
	OTHER	7			7	AUTRE		
COMMODITY TOTAL		9			9		TOTAL DE MARCHANDISE	
MISC. END PRODUCTS NES	JAPAN	1			1	JAPON	PRODUITS FINIS DIV. NDA	
	PANAM	1			1	PANAM		
	OTHER	3			3	AUTRE		
COMMODITY TOTAL		5			5		TOTAL DE MARCHANDISE	
GENERAL CARGO	PANAM	3			3	PANAM	MARCHANDISES DIVERSES	
CONTAINERIZED FREIGHT	DENMK	14			14	DANMK	FRET CONTENEURESE	
	OTHER	39			39	AUTRE		
COMMODITY TOTAL		53			53		TOTAL DE MARCHANDISE	
COUNTRY/REGION TOTAL		10 571*	*	*	10 571*		TOTAL DE PAYS/REGION	
SPANISH AFRICA DIST. ALCOHOLIC BEV.	DENMK	2			2	DANMK	AFRIQUE ESPAG. BOISS. ALCOOL. DIST.	
	PANAM	26			26	PANAM		
COMMODITY TOTAL		28			28		TOTAL DE MARCHANDISE	
ASBESTOS	PANAM	47			47	PANAM	AMIANTE	
PAPERBOARD	U K	388			388	R U	CARTON	
PLASTIC MATERIALS	PANAM	29			29	PANAM	MATIERES PLASTIQUES	
CONTAINERIZED FREIGHT	OTHER	24			24	AUTRE	FRET CONTENEURESE	
COUNTRY/REGION TOTAL		516*	*	*	516*		TOTAL DE PAYS/REGION	
TOGO MILK POWDER	OTHER	66			66	AUTRE	TOGO LAIT EN POUVRE	
WHEAT	GREEK	4 540			4 540	GREQQ	BLE	
	PANAM	1 633			1 633	PANAM		
COMMODITY TOTAL		6 173			6 173		TOTAL DE MARCHANDISE	
SPICES	JAPAN	1			1	JAPON	ÉPICES	
	OTHER	2			2	AUTRE		
COMMODITY TOTAL		3			3		TOTAL DE MARCHANDISE	
TEXTILE FIBRES NES	OTHER	18			18	AUTRE	FIBRES TEXTILES NDA	
COTTON, TEXTILE WASTE	NORW	4			4	NORV	DECHETS DE COTON, TEXT.	
BLDG. PAPER AND BOARD	OTHER	7			7	AUTRE	PLAQ. CONSTR., PAP/CART.	
DYESTUFF, PIGMENT, PAINT	OTHER	3			3	AUTRE	MAT. COULDR. PIG. PEINTURE	
STRUCTURAL SHAPES	PANAM	56			56	PANAM	PROFILES DE CONSTRUCT.	
TRACTORS	NORW	66			66	NORV	TRACTEURS	
	JAPAN	36			36	JAPON		
COMMODITY TOTAL		102			102		TOTAL DE MARCHANDISE	
TRUCKS AND CHASSIS	JAPAN	147			147	JAPON	CAMIONS ET CHASSIS	
EQUIPMENT MISC.	NORW	7			7	NORV	MATERIEL DIVERS	
	JAPAN	2			2	JAPON		
COMMODITY TOTAL		9			9		TOTAL DE MARCHANDISE	
PERSONAL, HOUSEHOLD GOODS	NORW	1			1	NORV	ART. PERS. ET MENAGERS	
	OTHER	8	10		18	AUTRE		
COMMODITY TOTAL		9	10		19		TOTAL DE MARCHANDISE	
MISC. END PRODUCTS NES	JAPAN	1			1	JAPON	PRODUITS FINIS DIV. NDA	
	PANAM	4			4	PANAM		
COMMODITY TOTAL		5			5		TOTAL DE MARCHANDISE	
CONTAINERIZED FREIGHT	OTHER	121			121	AUTRE	FRET CONTENEURESE	
COUNTRY/REGION TOTAL		6 723*	10*	*	6 733*		TOTAL DE PAYS/REGION	
TUNISIA MILK POWDER	GREEK	1 814			1 814	GREQQ	TUNISIE LAIT EN POUVRE	
CORN	U K	21 998			21 998	R U	MAIS	
WHEAT	GREEK	4 683			4 683	GREQQ	BLE	
	ITALY	23 212			23 212	ITAL		
	OTHER	4 536			4 536	AUTRE		
COMMODITY TOTAL		32 431			32 431		TOTAL DE MARCHANDISE	
SUGAR, NES	OTHER	4 999			4 999	AUTRE	SUCRE, NDA	
SULPHUR IN ORES	GREEK		65 049		65 049	GREQQ	SOUFRE EN MINERAI	
	NETH		18 980		18 980	P. BAS		
	NORW		13 000		13 000	NORV		
			97 029		97 029		TOTAL DE MARCHANDISE	
COPPER AND ALLYS	U S A	21			21	E-U	CUIVRE ET ALLIAGES	
MACHINERY NES	GREEK	363			363	GREQQ	MACHINES NDA	
	U S A	2			2	E-U		
COMMODITY TOTAL		365			365		TOTAL DE MARCHANDISE	
RAILWAY ROLLING STOCK	U S A	32			32	E-U	MAT. ROUL. DE CH. DE FER	
EQUIPMENT MISC.	U S A	66			66	E-U	MATERIEL DIVERS	
PERSONAL, HOUSEHOLD GOODS	U S A	1			1	E-U	ART. PERS. ET MENAGERS	
MISC. END PRODUCTS NES	U S A	1			1	E-U	PRODUITS FINIS DIV. NDA	
CONTAINERIZED FREIGHT	OTHER	22			22	AUTRE	FRET CONTENEURESE	
COUNTRY/REGION TOTAL		61 750*	*	97 029*	158 779*		TOTAL DE PAYS/REGION	



TABLE 18. COMMODITIES LOADED FOR FOREIGN COUNTRIES BY COUNTRY OF DESTINATION, REGISTRY OF VESSEL AND CANADIAN REGION - 1977

TABLEAU 18. MARCHANDISES CHARGÉES A DESTINATION DE PAYS ÉTRANGERS SELON LE PAYS DE DESTINATION, L'IMMATRICULATION DU NAVIRE ET LA RÉGION DU CANADA - 1977

COUNTRY OF DESTINATION AND KIND OF CARGO	REGISTRY OF VESSEL	METRIC TONNES - TONNES METRIQUE				TOTAL TOTAL	IMMATIC. DU NAVIRE	PAYS DE DESTINATION ET MARCHANDISE
		ATLANTIC ATLANTIQUE	GREAT LAKES GRANDS LACS	PACIFIC PACIFIQUE	TOTAL			
<b>SRI LANKA</b>								
WHEAT FLOUR	GREEK LIBER			20 210 34 122	20 210 34 122	GREEQ LIBER	SRI LANKA FARINE DE BLE	
COMMODITY TOTAL				54 332	54 332		TOTAL DE MARCHANDISE	
ASBESTOS	OTHER	664			664	AUTRE	AMIANTE	
RUBBER FAB. MATERIALS	U K	86			86	R U	DEMI-PROD. CAOUTCHOUC	
PULP	U S A			19	19	E-U	PATE	
NEWSPRINT PAPER	GREEK LIBER			2 010 1 300	2 010 1 300	GREEQ LIBER	PAPIER JOURNAL	
COMMODITY TOTAL				3 310	3 310		TOTAL DE MARCHANDISE	
PAPER NES	LIBER			50	50	LIBER	PAPIER NDA	
CORDAGE, TWINE, ROPE	OTHER	64			64	AUTRE	CORDAGE, FICELLE, CORDE	
TEXTILE FAB. MTL NES	OTHER	1			1	AUTRE	DUVR. EN MAT. TEXT. NDA	
POTASH	LIBER			21 997	21 997	LIBER	POTASSE	
CHEM. SPECIALTIES NES	OTHER		5		5	AUTRE	PRDD. CHIM. SPECIAUX NDA	
MACHINERY NES	U S A			1	1	E-U	MACHINES NDA	
RAILWAY ROLLING STOCK	U K	15			15	R U	MAT. POUL. DE CH. DE FER	
EQUIPMENT MISC.	OTHER	1	2		3	AUTRE	MATERIEL DIVERS	
PERSONAL, HOUSEHOLD GOODS	OTHER	5	2		7	AUTRE	ART. PERS. ET MENAGERS	
CONTAINERS, CLOSURES	LIBER			50	50	LIBER	CONTENEURS, FERMETURES	
COUNTRY/REGION TOTAL		836*	9*	79 759*	80 604*		TOTAL DE PAYS/REGION	
<b>HONG KONG</b>								
MEAT, FRESH OR FROZEN	GREEK NORW U S A OTHER			8 33 13	8 33 13	GREEQ NORV E-U	HONG-KONG VIANDE, FRAICHE / CONG.	
COMMODITY TOTAL		23		54	77	AUTRE	TOTAL DE MARCHANDISE	
FISH, FRESH OR FROZEN	GREEK NORW	23		3 69	3 69	GREEQ NORV	POISSON, FRAIS OU CONG.	
COMMODITY TOTAL				72	72		TOTAL DE MARCHANDISE	
FISH, CANNED	NORW			7	7	NORV	POISSON EN BCITES	
SHELL FISH, NES	NORW U S A			24 1	24 1	NORV E-U	MOLLUSQUES CRUST. NDA	
COMMODITY TOTAL				25	25		TOTAL DE MARCHANDISE	
WHEAT	U K NORW PANAM OTHER			4 826 12 970 2 896	4 826 12 970 2 896	R U NORV PANAM AUTRE	BLE	
COMMODITY TOTAL				33 368	33 368		TOTAL DE MARCHANDISE	
WHEAT FLOUR	NORW			248	248	NORV	FARINE DE BLE	
FROZEN FRUITS, BERRIES	NORW			1	1	NORV	FRUITS, BAIES CONGELES	
VEGETABLES, FROZEN	NORW			3	3	NORV	LEGUMES, CONGELES	
VEGETABLE PREP. NES	U K			4	4	R U	PREP. DE LEGUMES NDA	
SUGAR PREPARATIONS	NORW			3	3	NORV	PREP. A BASE DE SUCRE	
MISC. FOOD PREP. NES	NORW			4	4	NORV	DIV. PREP. ALIM. NDA	
CONC. COMPLETE FEEDS	NORW			1	1	NORV	CONC., PROV. COMPLETEES	
NON-ALCOHOLIC BEVERAGE	NORW			14	14	NORV	BOISSONS NON-ALCOOLIQ.	
DIST. ALCOHOLIC BEV.	U K	9			9	R U	BOISS. ALCOOL. DIST.	
CRUDE ANIMAL PROD. NES	GREEK NORW			3 3	3 3	GREEQ NORV	PR. BRUTS ORIG. ANIM. NDA	
COMMODITY TOTAL				6	6		TOTAL DE MARCHANDISE	
STONE, CRUDE NES	U S A			32	32	E-U	PIERRE BRUTE NDA	
LUMBER AND TIMBER	U S A			41	41	E-U	BOIS D'OEUVRE ET CHARP.	
PULP	OTHER			5	5	AUTRE	PATE	
PAPER NES	U K DENMK GREEK NORW OTHER			38 123 27 171	38 123 27 171	R U DANMK GREEQ NORV AUTRE	PAPIER NDA	
COMMODITY TOTAL				1 826	1 826		TOTAL DE MARCHANDISE	
PAPERBOARD	OTHER			2 185	2 185	AUTRE	CARTON	
VEG. OILS, FATS NES	NORW OTHER			8 220 3 512	8 220 3 512	NORV AUTRE	HUIL. MAT. GRAS. VEG. NDA	
COMMODITY TOTAL				275	275		TOTAL DE MARCHANDISE	
DILS, FATS, WAXES NES	NORW			3 787	3 787	NORV	HUIL. MAT. GRAS. CIRE NDA	
ALUMINIUM	LIBER OTHER			446 1 188	446 1 188	NORV LIBER	ALUMINIUM	
COMMODITY TOTAL				5 985	5 985		TOTAL DE MARCHANDISE	
COPPER AND ALLOYS	NORW			7 173	7 173	NORV	CUIVRE ET ALLIAGES	
LEAD AND ALLOYS	NORW			54	54	NORV	PLOMB ET ALLIAGES	
ZINC AND ALLOYS	NORW			502	502	NORV	ZINC ET ALLIAGES	
EQUIPMENT MISC.	U K	32			155	NORV	MATERIEL DIVERS	
COMMODITY TOTAL	NORW	122			32	R U		
PERSONAL, HOUSEHOLD GOODS	NORW	154			5	NORV	TOTAL DE MARCHANDISE	
MISC. END PRODUCTS NES	U K NORW	4 6			1 5	R U NORV	ART. PERS. ET MENAGERS PRODUITS FINIS DIV. NDA	
COMMODITY TOTAL		4			7		TOTAL DE MARCHANDISE	
GENERAL CARGO	NORW			1	1	NORV	MARCHANDISES DIVERSES	
CONTAINERIZED FREIGHT	U K GER GREEK NORW LIBER	7 123 5 466			7 123 5 466	R U ALL GREEQ NORV LIBER	FRET CONTENEURISE	

TABLE 18. COMMODITIES LOADED FOR FOREIGN COUNTRIES BY COUNTRY OF DESTINATION, REGISTRY OF VESSEL AND CANADIAN REGION - 1977

TABLEAU 18. MARCHANDISES CHARGÉES À DESTINATION DE PAYS ÉTRANGERS SELON LE PAYS DE DESTINATION, L'IMMATRICULATION DU NAVIRE ET LA RÉGION DU CANADA - 1977

COUNTRY OF DESTINATION AND KIND OF CARGO		REGISTRY OF VESSEL	METRIC TONNES - TONNES MÉTRIQUE				IMMATIC. DU NAVIRE	PAYS DE DESTINATION ET MARCHANDISE	
			ATLANTIC ATLANTIQUE	GREAT LAKES GRANDS LACS	PACIFIC PACIFIQUE	TOTAL TOTAL			
HONG KONG CONT.							HONG-KONG	SUITE	
COMMODITY TOTAL		OTHER	9 676 34 633		8 414 10 390	18 092 45 023	AUTRE	TOTAL DE MARCHANDISE	
COUNTRY/REGION TOTAL			34 823*	*	66 843*	101 666*		TOTAL DE PAYS/REGION	
INDIA							INDÉ		
MEAT, FRESH OR FROZEN		OTHER	75			75	AUTRE	VIANDE, FRAÎCHE / CONG.	
MILK POWDER		U K	248			248	R U	LAIT EN POUDRE	
		OTHER	2 233			2 233	AUTRE		
COMMODITY TOTAL			2 481			2 481		TOTAL DE MARCHANDISE	
VEGETABLES, DRIED		OTHER	34			34	AUTRE	LEGUMES, SECS	
DIST. ALCOHOLIC BEV.		OTHER	3			3	AUTRE	BOISS. ALCOOL. DIST.	
RAPESEED		OTHER			13 650	13 650	AUTRE	GRAINE DE COLZA	
TEXTILE FIBRES NES		U S A	609			609	E-U	FIBRES TEXTILES NDA	
		OTHER	5 337	1 242		6 579	AUTRE		
COMMODITY TOTAL			5 946	1 242		7 188		TOTAL DE MARCHANDISE	
ZINC ORE AND CONC.		U K			10 500	10 500	R U	MINÉRAI, CONC. DE ZINC	
		LIBER			10 555	10 555	LIBER		
COMMODITY TOTAL					21 055	21 055		TOTAL DE MARCHANDISE	
IRON AND STEEL SCRAP		OTHER	556			565	AUTRE	DECHETS DE FER, D'ACIER	
NON-FERROUS MET. SCRAP		U K	22			22	R U	DECHETS METAL. NON FER.	
		U S A	38			50	E-U		
		OTHER	619	91		1 022	AUTRE		
COMMODITY TOTAL			679	91		1 094		TOTAL DE MARCHANDISE	
ASBESTOS		OTHER	9 646			16 702	AUTRE	AMIANTE	
SULPHUR IN ORES		GREEK			27 844	27 844	GREQ	SOUFRE EN MINÉRAI	
		LIBER			27 471	27 471	LIBER		
		JAPAN			13 661	13 661	JAPON		
		OTHER			95 795	95 795	AUTRE		
COMMODITY TOTAL					164 771	164 771		TOTAL DE MARCHANDISE	
COTTON, TEXTILE WASTE		OTHER	947	764		2 429	AUTRE	DECHETS DE COTON, TEXT.	
WASTE AND SCRAP NES		OTHER	50			50	AUTRE	DECHETS ET REBUTS NDA	
RUBBER FAB. MATERIALS		U K	231			231	R U	DEMI-PROD. CAOUTCHOUC	
		OTHER	178			178	AUTRE		
COMMODITY TOTAL			409			409		TOTAL DE MARCHANDISE	
PULP		U S A			165	165	E-U	PATE	
		OTHER	5 463		1 664	7 127	AUTRE		
COMMODITY TOTAL			5 463		1 829	7 292		TOTAL DE MARCHANDISE	
NEWSPRINT PAPER		GREEK	8 560			8 560	GREQ	PAPIER JOURNAL	
		LIBER	5 714			5 714	LIBER		
		OTHER	55 822		36 241	92 063	AUTRE		
COMMODITY TOTAL			70 096		36 241	106 337		TOTAL DE MARCHANDISE	
PAPER NES		OTHER	39			39	AUTRE	PAPIER NDA	
TEXTILE FAB. MTL NES		OTHER	811	49		860	AUTRE	OUVR. EN MAT. TEXT. NDA	
VEG. OILS, FATS NES		GREEK			19 383	19 383	GREQ	HUIL. MAT. GRAS. VEG. NDA	
		NORW			3 002	3 002	NORV		
		LIBER	5 881			5 881	LIBER		
		JAPAN			31 688	31 688	JAPON		
		OTHER			700	700	AUTRE		
COMMODITY TOTAL			5 881		54 773	60 654		TOTAL DE MARCHANDISE	
OILS, FATS, WAXES NES		OTHER	278			278	AUTRE	HUIL. MAT. GRAS. CIRE NDA	
INORGANIC CHEMS. NES		OTHER	2			3	AUTRE	PRDD. CHIM. INDRG. NDA	
POTASH		LIBER			20 994	20 994	LIBER	POTASSE	
		OTHER			178 329	178 329	AUTRE		
COMMODITY TOTAL					199 323	199 323		TOTAL DE MARCHANDISE	
FERTILIZERS NES		OTHER			4 031	4 031	AUTRE	ENGRAIS CHIMIQUE NDA	
AGRICULTURAL CHEMICALS		OTHER	172	36		208	AUTRE	PRDD. CHIM. AGRICOLS	
SYNTHETIC RUBBER		OTHER	359			359	AUTRE	CAOUTCHOUC SYNTHÉTIQUE	
PLASTIC MATERIALS		OTHER	191			191	AUTRE	MAT. PLASTIQUES	
CHEM. SPECIALTIES NES		OTHER			1	1	AUTRE	PRDD. CHIM. SPÉCIAUX NDA	
ASPHALTS, ROAD OILS		OTHER	28			28	AUTRE	ASPHALTE, BITUME LIQD.	
CASTINGS, FDRGINGS		OTHER	15			15	AUTRE	MOUL. PIÈCES FORGÉES	
BARS AND RODS, STEEL		OTHER	107			107	AUTRE	BARRES ET TIGES ACIER	
PLATE & SHEET STEEL		OTHER		301		301	AUTRE	TÔLES, FEUILLES D'ACIER	
PIPES, TUBES: IRON, STEEL		OTHER	1			1	AUTRE	TUYAUX, TUBES: FER, ACIER	
WIRE		U S A			5	5	E-U	FIL MÉTALLIQUE	
COPPER AND ALLOYS		OTHER	501			507	AUTRE	CUivre ET ALLIAGES	
LEAD AND ALLOYS		OTHER	2 139			2 139	AUTRE	PLOMB ET ALLIAGES	
NICKEL AND ALLOYS		OTHER	175			175	AUTRE	NICKEL ET ALLIAGES	
NON-FERROUS METALS NES		OTHER	237			237	AUTRE	MÉTAUX NON-FERREUX NDA	
METAL FAB. BASIC PROD.		OTHER	467	6		473	AUTRE	OUVR. DE BASE EN MÉTAL	
TRACTORS		OTHER	1			1	AUTRE	TRACTEURS	
MACHINERY NES		OTHER	779	58	2	839	AUTRE	MACHINES NDA	
RAILWAY ROLLING STOCK		OTHER	290			290	AUTRE	MAT. ROUL. DE CH. DE FER	
MOTOR VEHICLE ENGINES		U S A	5			5	E-U	MOTEURS DE VEH. AUTOM.	
		OTHER	3		1	4	AUTRE		
COMMODITY TOTAL			8		1	9		TOTAL DE MARCHANDISE	
ROAD MOTOR VEH. NES		OTHER			36	36	AUTRE	VEH. AUTOM. ROUTIERS NDA	
SHIPS, AIRCRAFT, MIS. VEH		OTHER	121	4		125	AUTRE	NAVIRES, AVIONS, VEH. MIS.	
EQUIPMENT MISC.		OTHER	1 023	5	73	1 101	AUTRE	MATÉRIEL DIVERS	
PERSONAL, HOUSEHOLD GOODS		U S A	1			1	E-U	ART. PERS. ET MÉNAGERS	
		OTHER	86	22		114	AUTRE		
COMMODITY TOTAL			87	22		115		TOTAL DE MARCHANDISE	
MISC. END PRODUCTS NES		U S A	3			3	E-U	PRODUITS FINIS CIV. NDA	
		OTHER	8	2		10	AUTRE		
COMMODITY TOTAL			11	2		13		TOTAL DE MARCHANDISE	



TABLE 18. COMMODITIES LOADED FOR FOREIGN COUNTRIES BY COUNTRY OF DESTINATION, REGISTRY OF VESSEL AND CANADIAN REGION - 1977

TABLEAU 18. MARCHANDISES CHARGES A DESTINATION DE PAYS STRANGERS SELON LE PAYS DE DESTINATION, L'IMMATRICULATION DU NAVIRE ET LA REGION DU CANADA - 1977

COUNTRY OF DESTINATION AND KIND OF CARGO		REGISTRY OF VESSEL	ATLANTIC ATLANTIQUE	GREAT LAKES GRANDS LACS	PACIFIC PACIFIQUE	TOTAL TOTAL	IMMATRIC. DU NAVIRE	PAYS DE DESTINATION ET MARCHANDISE
INDIA CONT. GENERAL CARGO CONTAINERIZED FREIGHT		OTHER OTHER	6 391		2	8 391	AUTRE AUTRE	INDE SUITE MARCHANDISES DIVERSES FRET CONTENEURESE
COUNTRY/REGION TOTAL			110 505*	2 580*	503 913*	616 998*		TOTAL DE PAYS/REGION
MALAYSIA								MALAISIE
MEAT, FRESH OR FROZEN	NORW				40	40	NORV	VIANDE, FRAICHE / CONG.
FISH, FRESH OR FROZEN	NORW				10	10	NORV	POISSON, FRAIS OU CONG.
FISH, CANNED	U K	8				8	R U	POISSON EN BOITES
	NDRW				1	1	NORV	
	OTHER				4	4	AUTRE	
COMMODITY TOTAL			8		5	13		TOTAL DE MARCHANDISE
WHEAT	LIBER				7 214	7 214	LIBER	BLE
VEGETABLES, FROZEN	NORW				5	5	NORV	LEGUMES, CONGELES
VEGETABLES, DRIED	NORW	36				36	NORV	LEGUMES, SECS
VEGETABLE PREP. NES	NCRW				3	3	NORV	PREP. DE LEGUMES NDA
MISC. FOOD PREP. NES	U K	3				3	R U	DIV. PREP. ALIM. NDA
CONC. COMPLETE FEEDS	U K	1				1	R U	CONC., PROV. COMPLETES
	NDRW	1				1	NORV	
	OTHER	13				13	AUTRE	
COMMODITY TOTAL			15			15		TOTAL DE MARCHANDISE
DIST. ALCOHOLIC BEV.	U K	2				2	R U	BOISS. ALCOOL. DEST.
	NORW	3				3	NORV	
COMMODITY TOTAL			5			5		TOTAL DE MARCHANDISE
ASBESTOS	U K	3 455				3 455	R U	AMIANTE
	NORW	1 037				1 037	NORV	
	OTHER	62			4 638	4 700	AUTRE	
COMMODITY TOTAL			4 554		4 638	9 192		TOTAL DE MARCHANDISE
WASTE AND SCRAP NES	OTHER					44	AUTRE	DECHETS ET REBUTS NDA
PULP	U K					56	R U	PATE
	NDRW					407	NORV	
	U S A					100	E-U	
	OTHER					1 119	AUTRE	
COMMODITY TOTAL					1 682	1 682		TOTAL DE MARCHANDISE
NEWSPRINT PAPER	GREEK	4 092				4 092	GRECQ	PAPIER JOURNAL
	LIBER	2 953				2 953	LIBER	
	PANAM	3 794				3 794	PANAM	
	OTHER	4 829				12 176	AUTRE	
COMMODITY TOTAL			15 668		7 347	23 015		TOTAL DE MARCHANDISE
PAPER NES	OTHER					2 905	AUTRE	PAPIER NDA
PAPERBOARD	OTHER					1 429	AUTRE	CARTON
TEXTILE FAB. MTL NES	U K	7				7	R U	OUVR. EN MAT. TEXT. NDA
ANIMAL OILS, EXC. MARINE	NORW				31	31	NORV	HUIL. ANIM. SAUF AN. MAR.
ORGANIC CHEMICALS NES	NORW				30	30	NORV	PROD. CHIM. ORGAN. NDA
FERTILIZERS NES	NORW	3				3	NORV	ENGRAIS CHIMIQUE NDA
AGRICULTURAL CHEMICALS	OTHER				11	11	AUTRE	PROD. CHIM. AGRICOLES
PLASTIC MATERIALS	U K	1				1	R U	MATIERES PLASTIQUES
	GREEK	2				2	GRECQ	
COMMODITY TOTAL			3			3		TOTAL DE MARCHANDISE
ALUMINIUM	U K	10				10	R U	ALUMINIUM
	NORW	4				4	NORV	
	LIBER				90	90	LIBER	
	OTHER	18			9 518	9 536	AUTRE	
COMMODITY TOTAL			32		9 608	9 640		TOTAL DE MARCHANDISE
COPPER AND ALLCOYS	U K	1				1	R U	CUIVRE ET ALLIAGES
NICKEL AND ALLCOYS	U K	2				2	R U	NICKEL ET ALLIAGES
	OTHER	1				1	AUTRE	
COMMODITY TOTAL			3			3		TOTAL DE MARCHANDISE
ZINC AND ALLOYS	NORW				1 009	1 009	NORV	ZINC ET ALLIAGES
METAL FAB. BASIC PRDD.	U K	8				8	R U	OUVR. DE BASE EN METAL
	NDRW					1	NORV	
	OTHER					2	AUTRE	
COMMODITY TOTAL			8		3	11		TOTAL DE MARCHANDISE
BRICKS, TILES NES	U K	132				132	R U	BRIQUES, TUILES NDA
ASBESTOS BASIC PROD.	U K	455				455	R U	OUVR. DE BASE AMIANTE
MACHINERY NES	NORW	175				175	NORV	MACHINES NDA
MOTOR VEHICLE ENGINES	U K	10				10	R U	MOTEURS DE VEH. AUTOM.
	NORW				8	8	NORV	
COMMODITY TOTAL			10		8	18		TOTAL DE MARCHANDISE
EQUIPMENT MISC.	U K	2				2	R U	MATERIEL DIVERS
	DENMK				18	18	DANMK	
	GREEK	43				43	GRECQ	
	NDRW	407			1	408	NORV	
	OTHER	5				5	AUTRE	
COMMODITY TOTAL			457		19	476		TOTAL DE MARCHANDISE
PERSONAL, HSEHCLD GOODS	U K	1				1	R U	ART. PERS. ET MENAGERS
	NDRW					1	NORV	
	OTHER					58	AUTRE	
COMMODITY TOTAL			1		59	60		TOTAL DE MARCHANDISE
MISC. END PRODUCTS NES	U K	4				4	R U	PRODUITS FINIS DIV. NDA
	NDRW	3				3	NORV	
	OTHER	6				6	AUTRE	
COMMODITY TOTAL			13			13		TOTAL DE MARCHANDISE
GENERAL CARGO	NORW				1	1	NORV	MARCHANDISES DIVERSES
CONTAINERIZED FREIGHT	U K	25				25	R U	FRET CONTENEURESE



TABLE 10. COMMODITIES LOADED FOR FOREIGN COUNTRIES BY COUNTRY OF DESTINATION, REGISTRY OF VESSEL AND CANADIAN REGION - 1977

TABLÉAU 10. MARCHANDISES CHARGÉES À DESTINATION DE PAYS ÉTRANGERS SELON LE PAYS DE DESTINATION, L'IMMATRICULATION DU NAVIRE ET LA RÉGION DU CANADA - 1977

		METRIC TONNES - TONNES MÉTRIQUE						
COUNTRY OF DESTINATION AND KIND OF CARGO	REGISTRY OF VESSEL	ATLANTIC ATLANTIQUE	GREAT LAKES GRANDS LACS	PACIFIC PACIFIQUE	TOTAL TOTAL	IMMATIC. DU NAVIRE	PAYS DE DESTINATION ET MARCHANDISE	
<b>MALAYSIA</b>	<b>CONT.</b>						<b>MALAISIE</b>	
	NORW	12		183	195	NORW	<b>SUITE</b>	
	U S A			39	39	E-U		
	OTHER	26		72	98	AUTRE		
<b>COMMODITY TOTAL</b>		<b>63</b>		<b>294</b>	<b>357</b>		<b>TOTAL DE MARCHANDISE</b>	
<b>COUNTRY/REGION TOTAL</b>		<b>21 652*</b>	<b>*</b>	<b>36 395*</b>	<b>58 047*</b>		<b>TOTAL DE PAYS/REGION</b>	
<b>PAKISTAN</b>							<b>PAKISTAN</b>	
MILK POWDER	GREEK	3 439			3 439	GRECQ	LAIT EN POUDDRE	
	OTHER	45			45	AUTRE		
<b>COMMODITY TOTAL</b>		<b>3 484</b>			<b>3 484</b>		<b>TOTAL DE MARCHANDISE</b>	
WHEAT	U K	7 119			7 119	P U	BLÉ	
	DENMK			43 278	43 278	DANMK		
	GREEK	13 788			13 788	GRECQ		
<b>COMMODITY TOTAL</b>		<b>20 907</b>		<b>43 278</b>	<b>64 185</b>		<b>TOTAL DE MARCHANDISE</b>	
LEAD ORE AND CONC.	OTHER	1 001			1 001	AUTRE	MINÉRAI, CONC. DE PLOMB	
IRON AND STEEL SCRAP	OTHER	9 579			9 579	AUTRE	DECHETS DE FER, D'ACIER	
ASBESTOS	GREEK	820			820	GRECQ	AMIANTE	
	OTHER	1 413			1 413	AUTRE		
<b>COMMODITY TOTAL</b>		<b>2 233</b>			<b>2 233</b>		<b>TOTAL DE MARCHANDISE</b>	
COTTON, TEXTILE WASTE	GREEK	35			35	GRECQ	DECHETS DE COTON, TEXT.	
	NORW			195	195	NORV		
<b>COMMODITY TOTAL</b>		<b>35</b>		<b>195</b>	<b>230</b>		<b>TOTAL DE MARCHANDISE</b>	
WASTE AND SCRAP NES PULP	OTHER	235			235	AUTRE	DECHETS ET REBUTS NDA PÂTE	
	NORW			2 746	2 746	NORV		
NEWSPRINT PAPER	OTHER	4 898			4 898	AUTRE	PAPIER JOURNAL	
BLDG. PAPER AND BOARD	OTHER	18			18	AUTRE	PLAQ. CONST., PAP/BOIT.	
VEG. OILS, FATS NES	GREEK	3 485			3 485	GRECQ	HUIL. MAT. GRAS, VEG. NDA	
FERTILIZERS NES	U K	11 040		23 903	34 943	R U	ENGRAIS CHIMIQUE NDA	
	GREEK			9 960	9 960	GRECQ		
<b>COMMODITY TOTAL</b>		<b>11 040</b>		<b>33 863</b>	<b>44 903</b>		<b>TOTAL DE MARCHANDISE</b>	
SYNTHETIC RUBBER	OTHER	880			880	AUTRE	CAOUTCHOUC SYNTHÉTIQUE	
PLASTIC MATERIALS	GREEK	37			37	GRECQ	MATIÈRES PLASTIQUES	
	NORW			9	9	NORV		
<b>COMMODITY TOTAL</b>		<b>37</b>		<b>9</b>	<b>46</b>		<b>TOTAL DE MARCHANDISE</b>	
DYE STUFF, PIGMENT, PAINT	GREEK	3			3	GRECQ	MAT. COLOR, PIG, PEINTURE	
CHEM. SPECIALTIES NES	OTHER	1			1	AUTRE	PROD. CHIM. SPÉCIAUX NDA	
LUBRICATING OIL, GREASE	OTHER	206			206	AUTRE	HUILE, GRAISSE LUBRIF.	
PRIMARY IRON, STEEL NES	OTHER	194			194	AUTRE	FER, ACIER PRIMAIR. NDA	
PLATE & SHEET STEEL	OTHER	326			326	AUTRE	TOLES, FEUILLES D'ACIER	
STRUCTURAL SHAPES	OTHER	70			70	AUTRE	PROFILES DE CONSTRUCT.	
PIPES, TUBES: IRON, STEEL	OTHER	96			96	AUTRE	TUYAUX, TUBES: FER, ACIER	
WIRE	OTHER	502			502	AUTRE	FIL MÉTALLIQUE	
ALUMINIUM	NORW			537	537	NORV	ALUMINIUM	
	OTHER	7 682			7 682	AUTRE		
<b>COMMODITY TOTAL</b>		<b>7 682</b>		<b>537</b>	<b>8 219</b>		<b>TOTAL DE MARCHANDISE</b>	
COPPER AND ALLOYS	OTHER	2 135			2 135	AUTRE	CUIVRE ET ALLIAGES	
LEAD AND ALLOYS	OTHER	1 404			1 404	AUTRE	PLOMB ET ALLIAGES	
NICKEL AND ALLOYS	NORW			11	11	NORV	NICKEL ET ALLIAGES	
	OTHER	1			1	AUTRE		
<b>COMMODITY TOTAL</b>		<b>1</b>		<b>11</b>	<b>12</b>		<b>TOTAL DE MARCHANDISE</b>	
ZINC AND ALLOYS	NORW			1 008	1 008	NORV	ZINC ET ALLIAGES	
	OTHER	6 053			6 053	AUTRE		
<b>COMMODITY TOTAL</b>		<b>6 053</b>		<b>1 008</b>	<b>7 061</b>		<b>TOTAL DE MARCHANDISE</b>	
METAL FAB. BASIC PRCD.	GREEK	2			2	GRECQ	OUVR. DE BASE EN METAL	
	OTHER	629			629	AUTRE		
<b>COMMODITY TOTAL</b>		<b>631</b>			<b>631</b>		<b>TOTAL DE MARCHANDISE</b>	
BRICKS, TILES NES	GREEK	363			363	GRECQ	BRIQUE, TUILES NDA	
NON-MET. MIN. BASIC PRCD	OTHER	25			25	AUTRE	PROD. MIN. NON-MET. BASE	
MACHINERY NES	GREEK	4			4	GRECQ	MACHINES NDA	
	OTHER	524			524	AUTRE		
<b>COMMODITY TOTAL</b>		<b>528</b>			<b>528</b>		<b>TOTAL DE MARCHANDISE</b>	
RAILWAY ROLLING STOCK	OTHER	23			23	AUTRE	MAT. ROUL. DE CH. DE FER	
PASS. AUTOS AND CHASSIS	OTHER	4			4	AUTRE	VOITURES PART., CHASSIS	
MOTOR VEHICLE ENGINES	GREEK	4			4	GRECQ	MOTEURS DE VEH. AUTOM.	
	OTHER	500			500	AUTRE		
<b>COMMODITY TOTAL</b>		<b>504</b>			<b>504</b>		<b>TOTAL DE MARCHANDISE</b>	
ROAD MOTOR VEH. NES	OTHER	5			5	AUTRE	VEH. AUTOM. ROUTIERS NDA	
SHIPS, AIRCRAFT, MIS. VEH	NORW			2	2	NORV	NAVIRES, AVIONS, VEH. DIV	
	OTHER	124			124	AUTRE		
<b>COMMODITY TOTAL</b>		<b>124</b>		<b>2</b>	<b>126</b>		<b>TOTAL DE MARCHANDISE</b>	
EQUIPMENT MISC.	GREEK	23			23	GRECQ	MATÉRIEL DIVERS	
	OTHER	2 841			2 841	AUTRE		
<b>COMMODITY TOTAL</b>		<b>2 864</b>			<b>2 864</b>		<b>TOTAL DE MARCHANDISE</b>	
PERSONAL, HOUSEHOLD GOODS	GREEK	177			177	GRECQ	ART. PERS. ET MENAGERS	
	NORW			1	1	NORV		
	U S A			18	18	E-U		
	OTHER	79			79	AUTRE		
<b>COMMODITY TOTAL</b>		<b>256</b>		<b>19</b>	<b>275</b>		<b>TOTAL DE MARCHANDISE</b>	
CONTAINERS, CLOSURES	U K	47			47	R U	CONTENEURS, FERMETURES	
	DENMK			90	90	DANMK		
<b>COMMODITY TOTAL</b>		<b>47</b>		<b>90</b>	<b>137</b>		<b>TOTAL DE MARCHANDISE</b>	
MISC. END PRODUCTS NES	GREEK	1			1	GRECQ	PRODUITS FINIS DIV. NDA	
	OTHER	154			154	AUTRE		
<b>COMMODITY TOTAL</b>		<b>155</b>			<b>155</b>		<b>TOTAL DE MARCHANDISE</b>	

TABLE 18. COMMODITIES LOADED FOR FOREIGN COUNTRIES BY COUNTRY OF DESTINATION, REGISTRY OF VESSEL AND CANADIAN REGION - 1977

TABLEAU 18. MARCHANDISES CHARGÉES À DESTINATION DE PAYS ÉTRANGERS SELON LE PAYS DE DESTINATION, L'IMMATRICULATION DU NAVIRE ET LA RÉGION DU CANADA - 1977

METRIC TONNES - TONNES MÉTRIQUE

COUNTRY OF DESTINATION AND KIND OF CARGO	REGISTRY OF VESSEL	ATLANTIC ATLANTIQUE	GREAT LAKES GRANDS LACS	PACIFIC PACIFIQUE	TOTAL TOTAL	IMMATRIC. DU NAVIRE	PAYS DE DESTINATION ET MARCHANDISE
<b>PAKISTAN CONT.</b>							<b>PAKISTAN SUITE</b>
GENERAL CARGO	GREEK	1			1	GRECQ	MARCHANDISES DIVERSES
	OTHER	39			39	AUTRE	
COMMODITY TOTAL		40			40		TOTAL DE MARCHANDISE
CONTAINERIZED FREIGHT	GREEK	5			5	GRECQ	FRET CONTENEURISE
<b>COUNTRY/REGION TOTAL</b>		<b>82 079*</b>	<b>*</b>	<b>81 758*</b>	<b>163 837*</b>		<b>TOTAL DE PAYS/REGION</b>
<b>SINGAPORE</b>							<b>SINGAPOUR</b>
MEAT, FRESH OR FROZEN	DENMK			6	6	DANMK	VIANDE, FRAICHE / CONG.
	NORW			8	8	NORV	
COMMODITY TOTAL				14	14		TOTAL DE MARCHANDISE
MEAT AND MEAT PREP. NES	U K			18	18	R U	VIANDES ET PREP. NDA
	NORW			1	1	NORV	
	U S A			3	3	E-U	
COMMODITY TOTAL				22	22		TOTAL DE MARCHANDISE
FISH, FRESH OR FROZEN	U K			3	3	R U	POISSON, FRAIS OU CONG.
	DENMK			2	2	DANMK	
	NORW			34	34	NORV	
COMMODITY TOTAL				39	39		TOTAL DE MARCHANDISE
FISH, SALTED OR CURED	U S A			1	1	E-U	POISSON, SALE OU FUME
	OTHER			11	11	AUTRE	
COMMODITY TOTAL				12	12		TOTAL DE MARCHANDISE
FISH, CANNED	NORW			5	5	NORV	POISSON EN BOITES
MILK POWDER	NORW	50		6	56	NORV	LAIT EN POUORE
DAIRY PRDD. EGGS, HONEY	NORW			2	2	NORV	PROD. LAIT., OEUFS, MIEL
FRUIT JUICES	NORW			12	12	NORV	JUS DE FRUIT
VEGETABLES, DRIED	U K	12		12	12	R U	LEGUMES, SECS
	NORW			33	33	NORV	
	U S A			2	2	E-U	
COMMODITY TOTAL		12		35	47		TOTAL DE MARCHANDISE
VEGETABLE PREP. NES	NORW			19	19	NORV	PREP. DE LEGUMES NDA
MISC. FOOD PREP. NES	NORW			19	19	NORV	DIV. PREP. ALIM. NDA
COND. COMPLETE FEEDS	DOTHER	367		1 932	2 299	AUTRE	COND., PROD. COMPLETES
DIST. ALCOHOLIC BEV.	U K			17	17	R U	BOISS. ALCOOL. DIST.
	NORW			3	3	NORV	
	OTHER			2	2	AUTRE	
COMMODITY TOTAL		22		22	22		TOTAL DE MARCHANDISE
RAPESEED	PANAM			12 887	12 887	PANAM	GRAINE DE COLZA
ASBESTOS	U K	1 356			1 356	R U	AMIANTE
	NORW	971			971	NORV	
	OTHER	99			99	AUTRE	
COMMODITY TOTAL		2 426			2 426		TOTAL DE MARCHANDISE
RUBBER FAB. MATERIALS	NORW			68	68	NORV	DEMI-PROD. CAOUTCHOUC
LUMBER AND TIMBER	OTHER			163	163	AUTRE	BOIS D'OEUVRE ET CHARP.
VENEER, PLYWOOD	NORW			5	5	NORV	PLACAGES, CONTRE-PLAQ.
PULP	NORW			226	226	NORV	PATE
	U S A			30	30	E-U	
COMMODITY TOTAL				256	256		TOTAL DE MARCHANDISE
NEWSPRINT PAPER	GREEK	45			45	GRECQ	PAPIER JOURNAL
	NORW	18			18	NORV	
	LIBER	854		1 197	2 051	LIBER	
	PANAM	416			416	PANAM	
	OTHER	1 345		8 535	9 880	AUTRE	
COMMODITY TOTAL		2 678		9 732	12 410		TOTAL DE MARCHANDISE
PAPER NES	OTHER			5 407	5 407	AUTRE	PAPIER NDA
PAPERBOARD	DENMK			93	93	DANMK	CARTON
	OTHER			3 299	3 299	AUTRE	
COMMODITY TOTAL				3 392	3 392		TOTAL DE MARCHANDISE
ANIMAL CILS, EXC. MARINE	NORW			39	39	NORV	HUIL. ANIM. SAUF AN. MAR.
	LIBER			1 190	1 190	LIBER	
COMMODITY TOTAL				1 229	1 229		TOTAL DE MARCHANDISE
VEG. OILS, FATS NES	NORW			8	8	NORV	HUIL. MAT. GRAS. VEG. NDA
ORGANIC CHEMICALS NES	U K	2			2	R U	PROD. CHIM. ORGAN. NDA
	LIBER			2 100	2 100	LIBER	
COMMODITY TOTAL		2		2 100	2 102		TOTAL DE MARCHANDISE
POTASH	GREEK			29 923	29 923	GRECQ	POTASSE
AGRICULTURAL CHEMICALS	U K	7			7	R U	PROD. CHIM. AGRICILES
	DENMK			2	2	DANMK	
COMMODITY TOTAL		7		2	9		TOTAL DE MARCHANDISE
SYNTHETIC RUBBER	OTHER	10			10	AUTRE	CAOUTCHOUC SYNTHETIQUE
PLASTIC MATERIALS	U K	1			1	R U	MATIERES PLASTIQUES
	OTHER	1			1	AUTRE	
COMMODITY TOTAL		2			2		TOTAL DE MARCHANDISE
DYESTUFF, PIGMENT, PAINT	U K	15			15	R U	MAT. COLOR. PIG. PEINTURE
PETROL, COAL PROD. NES	OTHER	122			122	AUTRE	DERIVE PETR. CHARB. NDA
PLATE & SHEET STEEL	NORW	469			469	NORV	TOLES, FEUILLES D'ACIER
	OTHER	288		324	612	AUTRE	
COMMODITY TOTAL		757		324	1 081		TOTAL DE MARCHANDISE
STRUCTURAL SHAPES	LIBER		1 295		1 295	LIBER	PROFILES DE CONSTRUCT.
	OTHER	500			500	AUTRE	
COMMODITY TOTAL		500	1 295		1 795		TOTAL DE MARCHANDISE
PIPES, TUBES, IRON, STEEL	NORW			95	95	NORV	TUYAUX, TUBES, FER, ACIER
ZINC AND ALLOYS	U K	316			316	R U	ZINC ET ALLIAGES
	GREEK			154	154	GRECQ	
	NORW	58		1 715	1 773	NORV	

TABLE 1B. COMMODITIES LOADED FOR FOREIGN COUNTRIES BY COUNTRY OF DESTINATION, REGISTRY OF VESSEL AND CANADIAN REGION - 1977

TABLEAU 1B. MARCHANDISES CHARGÉES À DESTINATION DE PAYS ÉTRANGERS SELON LE PAYS DE DESTINATION, L'IMMATRICULATION DU NAVIRE ET LA RÉGION DU CANADA - 1977

METRIC TONNES - TONNES MÉTRIQUE

COUNTRY OF DESTINATION AND KIND OF CARGO	REGISTRY OF VESSEL	ATLANTIC ATLANTIQUE	GREAT LAKES GRANDS LACS	PACIFIC PACIFIQUE	TOTAL TOTAL	IMMATRIC. DU NAVIRE	PAYS DE DESTINATION ET MARCHANDISE
SINGAPORE CONT.							SINGAPOUR SUITE
COMMODITY TOTAL	OTHER	24			24	AUTRE	
METAL FAB. BASIC PROD.	U K	398		1 869	2 267	R U	TOTAL DE MARCHANDISE OUVR. DE BASE EN METAL
	NORW	5			5	NORV	
	OTHER	28			28	AUTRE	
COMMODITY TOTAL		223			223		TOTAL DE MARCHANDISE OUVR. DE BASE AMIANTE
ASBESTOS BASIC PROD.	U K	256			256	P U	
	NDPW	16			16	NORV	
COMMODITY TOTAL		15			15		TOTAL DE MARCHANDISE OUVR. DE BASE CIMENT
CEMENT BASIC PROD.	OTHER	31			31	AUTRE	
MISC. FABRICATED PROD.	U K	15			15	R U	OUVRAGES DIVERS
	NORW	12			12	NORV	
COMMODITY TOTAL		195			195		TOTAL DE MARCHANDISE TRACTEURS
TRACTORS	OTHER	207			207	AUTRE	MACHINES NDA
MACHINERY NES	U K	70			70	R U	
	NORW	67			67	NORV	
	U S A				59	E-U	
	OTHER	3			3	AUTRE	
COMMODITY TOTAL		140		9	149		TOTAL DE MARCHANDISE CAMIONS ET CHASSIS
TRUCKS AND CHASSIS	NORW			5	5	R U	MOTEURS DE VEH. AUTOM.
MOTOR VEHICLE ENGINES	U K	26			26	NORV	
	DENMK				2	DANMK	
	GREEK				2	GRECQ	
	NORW				3	NORV	
	U S A				64	E-U	
	OTHER				9	AUTRE	
COMMODITY TOTAL		12			12		TOTAL DE MARCHANDISE VEH. AUTOM. ROUTIERS NDA
ROAD MOTOR VEH. NES	NORW	38			38	NORV	
	OTHER				1	AUTRE	
COMMODITY TOTAL					6		TOTAL DE MARCHANDISE NAVIRES, AVIONS, VEH. DE V
SHIPS, AIRCRAFT, MIS. VEH	U S A				7	E-U	PNEUS, CHAMBRES A AIR
RUBBER TIRES AND TUBES	U K				3	R U	
	NORW	5			5	NORV	
COMMODITY TOTAL		7			7		TOTAL DE MARCHANDISE MATERIEL DIVERS
EQUIPMENT MISC.	U K	12			12	R U	
	NORW	6			6	NORV	
	U S A				22	E-U	
	OTHER				3	AUTRE	
COMMODITY TOTAL		227			228		TOTAL DE MARCHANDISE ART. PERS. ET MENAGERS
PERSONAL/HSEHOLD GCDS	U K	240			240	R U	
	NORW	5			5	NORV	
	U S A	117			117	E-U	
COMMODITY TOTAL		122			122		TOTAL DE MARCHANDISE PRODUITS FINIS DIV. NDA
MISC. END PRODUCTS NES	U K	21			21	R U	
	U S A				3	E-U	
COMMODITY TOTAL		21			24		TOTAL DE MARCHANDISE MARCHANDISES DIVERSES
GENERAL CARGO	U K	4			4	R U	
	NORW	3			3	NORV	
COMMODITY TOTAL		7			7		TOTAL DE MARCHANDISE FRET CONTENEURESE
CONTAINERIZED FREIGHT	U K	106			106	R U	
	GER	1 890			1 890	ALL	
	NORW	406			406	NORV	
	LIBER	1 305		146	1 451	LIBER	
	OTHER	624		305	929	AUTRE	
COMMODITY TOTAL		4 331		805	5 136		TOTAL DE MARCHANDISE TOTAL DE PAYS/REGION
COUNTRY/REGION TOTAL		12 788*	1 619*	70 346*	84 753*		
PEOPLE R CHINA WHEAT							REP. POP. CHINE BLE
	U K			119 995	119 995	R U	
	GREEK			223 670	223 670	GRECQ	
	NORW			77 873	77 873	NORV	
	SWEDN			31 497	31 497	SUEDE	
	LIBER			294 294	294 294	LIBER	
	JAPAN			121 205	121 205	JAPON	
	PANAM			653 651	653 651	PANAM	
	OTHER			1 579 437	1 579 437	AUTRE	
COMMODITY TOTAL				3 101 622	3 101 622		TOTAL DE MARCHANDISE CEREALES NON MOUL. NDA
CEREALS UNMILLED, NES	OTHER			700	700	AUTRE	GRAINE DE SOYA
SOYA BEANS	GREEK	7 664			7 664	GRECQ	MINERAL, CONC. DE PLOMB
LEAD ORE AND CONC. NON-FERROUS MET. SCRAP	U K			500	500	R U	DECHETS METAL. NON FER.
SULPHUR IN ORES	LIBER	138			138	LIBER	SOUFFRE EN MINERAL
	U K			82 379	82 379	R U	
	GREEK			64 013	64 013	GRECQ	
	NETH			54 861	54 861	P. BAS	
	LIBER			18 455	18 455	LIBER	
COMMODITY TOTAL				219 708	219 708		TOTAL DE MARCHANDISE PAPIER
PULP	U K			15 953	15 953	R U	
	GREEK			38 917	38 917	GRECQ	
	NORW			8	8	NORV	
	LIBER			12 192	12 192	LIBER	
	OTHER			46 745	46 745	AUTRE	
COMMODITY TOTAL				113 815	113 815		TOTAL DE MARCHANDISE PAPIER JOURNAL
NEWSPRINT PAPER	GREEK	9 952		1 979	11 931	GRECQ	
	LIBER	5 068			5 068	LIBER	



TABLE 18. COMMODITIES LOADED FOR FOREIGN COUNTRIES BY COUNTRY OF DESTINATION, REGISTRY OF VESSEL AND CANADIAN REGION - 1977

TABLEAU 18. MARCHANDISES CHARGÉES À DESTINATION DE PAYS ÉTRANGERS SELON LE PAYS DE DESTINATION, L'IMMATRICULATION DU NAVIRE ET LA RÉGION DU CANADA - 1977

METRIC TONNES - TONNES METRIQUE

COUNTRY OF DESTINATION AND KIND OF CARGO	REGISTRY OF VESSEL	ATLANTIC ATLANTIQUE	GREAT LAKES GRANDS LACS	PACIFIC PACIFIQUE	TOTAL TOTAL	IMMATIC. DU NAVIRE	PAYS DE DESTINATION ET MARCHANDISE
PEOPLE R CHINA CONT.	OTHER			2 722	2 722	AUTRE	REP. POP. CHINE SUITE
COMMODITY TOTAL PAPERBOARD	GREEK	15 020		4 701	19 721	GRECQ	TOTAL DE MARCHANDISE CARTON
	OTHER			166	166	AUTRE	TOTAL DE MARCHANDISE
COMMODITY TOTAL ANIMAL CILS, EXC. MARINE	U K			3 691	3 691	R U	HUIL. ANIM. SAUF AN. MAR.
	GREEK			1 370	1 370	GRECQ	
	NORW			1 827	1 827	NORV	
	OTHER			1 685	1 685	AUTRE	
COMMODITY TOTAL INORGANIC CHEMS. NES	U K	838		8 573	8 573	R U	TOTAL DE MARCHANDISE PROD. CHIM. INORG. NOA
	GREEK			559	559	GRECQ	
COMMODITY TOTAL ORGANIC CHEMICALS NES	U K	838		559	1 397	R U	TOTAL DE MARCHANDISE PROD. CHIM. ORGAN. NOA
	GREEK			31	31	GRECQ	
	OTHER			1 060	1 060	AUTRE	
COMMODITY TOTAL POTASH	GREEK			1 642	1 642	GRECQ	TOTAL DE MARCHANDISE POTASSE
	LIBER			26 366	26 366	LIBER	
COMMODITY TOTAL PLASTIC MATERIALS	LIBER	994		23 956	23 956	LIBER	TOTAL DE MARCHANDISE MATIERES PLASTIQUES
	GREEK			50 322	50 322	GRECQ	ALUMINIUM
	NORW	3 949		9 997	9 997	NORV	CUIVRE ET ALLIAGES
	LIBER	9 996		9 997	9 996	LIBER	
	PANAM	1 749		1 749	1 749	PANAM	
COMMODITY TOTAL MISC. FABRICATED PROD. TRACTORS	NORW	15 694		282	15 694	NORV	TOTAL DE MARCHANDISE OUVRAGES DIVERS TRACTEURS
	U K	282		285	285	R U	
	OTHER			2	2	AUTRE	
COMMODITY TOTAL EQUIPMENT MISC. GENERAL CARGO	U K			287	287	R U	TOTAL DE MARCHANDISE MATERIEL DIVERS
	U K			30	30	R U	MARCHANDISES DIVERSES
	OTHER			97	97	AUTRE	
COMMODITY TOTAL				2	2		TOTAL DE MARCHANDISE
				99	99		
COUNTRY/REGION TOTAL		40 630*		3 519 164*	3 559 794*		TOTAL DE PAYS/REGION
INDONESIA							INDONESIE
MILK POWDER	DENMK			1 188	1 188	DANMK	LAIT EN POUDRE
WHEAT	LIBER			20 096	20 096	LIBER	BLE
MISC. FOOD PREP. NES	NORW	15		15	15	NORV	DIV. PREP. ALIM. NOA
SOYA BEANS	PANAM	13 105		13 105	13 105	PANAM	GRAINE DE SOYA
	OTHER	14 441		14 441	14 441	AUTRE	
COMMODITY TOTAL TEXTILE FIBRES NES ASBESTOS	OTHER	27 546	414	414	27 546	AUTRE	TOTAL DE MARCHANDISE FIBRES TEXTILES NOA AMIANTE
	U K	860		860	860	R U	
	GREEK	137		1 387	1 37	GRECQ	
	NORW	683		592	2 070	NORV	
	OTHER	1 769		1 979	2 361	AUTRE	
COMMODITY TOTAL SAND AND GRAVEL	GREEK	3 449		2	2	GRECQ	TOTAL DE MARCHANDISE SABLE ET GRAVIERS
	GREEK	2		20 994	20 994	GRECQ	SOUFRE EN MINERAL
	LIBER			28 491	28 491	LIBER	
COMMODITY TOTAL RUBBER FAB. MATERIALS LUMBER AND TIMBER	GREEK		98	49 485	49 485	GRECQ	TOTAL DE MARCHANDISE DEMI-PROD. CAOUTCHOUC BOIS DOEUVRE ET CHARP. DEMI-PRODUITS EN BOIS
	GREEK	244		98	98	GRECQ	PATE
	GREEK	1		39	1	GRECQ	
	NORW			1 572	39	NORV	
	U S A			680	1 572	E-U	
	OTHER	680		1 611	680	AUTRE	
COMMODITY TOTAL NEWSPRINT PAPER	U K	680		1 800	2 291	R U	TOTAL DE MARCHANDISE PAPIER JOURNAL
	DENMK			2 500	1 800	DANMK	
	GREEK	907		2 500	2 500	GRECQ	
	LIBER	2 722		190	5 612	LIBER	
	U S A			4 615	190	E-U	
	OTHER	4 615		7 380	4 615	AUTRE	
COMMODITY TOTAL PAPER NES	U K	8 244		277	15 624	R U	TOTAL DE MARCHANDISE PAPIER NOA
	DENMK			1 988	277	DANMK	
	PANAM			500	1 988	PANAM	
	U S A			50	500	E-U	
	OTHER	89		89	89	AUTRE	
COMMODITY TOTAL PAPERBOARD	U K	89		2 815	2 904	R U	TOTAL DE MARCHANDISE CARTON
	DENMK			486	486	DANMK	
	GREEK			2 059	2 059	GRECQ	
	LIBER			2 139	2 139	LIBER	
	OTHER	15		1 362	1 362	AUTRE	
COMMODITY TOTAL INORGANIC CHEMS. NES CHEM. SPECIALTIES NES	GREEK	15	45	6 046	6 061	GRECQ	TOTAL DE MARCHANDISE PROD. CHIM. INORG. NOA PROD. CHIM. SPECIAUX NOA
	GREEK	15	1	15	15	GRECQ	
	OTHER		16	16	15	AUTRE	
COMMODITY TOTAL CASTINGS, FORGINGS	U S A		16	1	16	E-U	TOTAL DE MARCHANDISE MOUL. PIECES FORGEES

TABLE 18. COMMODITIES LOADED FOR FOREIGN COUNTRIES BY COUNTRY OF DESTINATION, REGISTRY OF VESSEL AND CANADIAN REGION - 1977

TABLEAU 18. MARCHANDISES CHARGÉES À DESTINATION DE PAYS ÉTRANGERS SELON LE PAYS DE DESTINATION, L'IMMATRICULATION

DU NAVIRE ET LA RÉGION DU CANADA - 1977

METRIC TONNES - TONNES MÉTRIQUE

COUNTRY OF DESTINATION AND KIND OF CARGO	REGISTRY OF VESSEL	ATLANTIC ATLANTIQUE	GREAT LAKES GRANDS LACS	PACIFIC PACIFIQUE	TOTAL TOTAL	IMMATIC. DU NAVIRE	PAYS DE DESTINATION ET MARCHANDISE
<b>INDONESIA CONT.</b>							<b>INDONESIE SUITE</b>
BARNS AND ROOS, STEEL	LIBER OTHER	280 18			280 18	LIBER AUTRE	BARRES ET TIGES ACIER
<b>COMMODITY TOTAL</b>		<b>298</b>			<b>298</b>		<b>TOTAL DE MARCHANDISE</b>
PLATE & SHEET STEEL STRUCTURAL SHAPES	OTHER GREEK OTHER		1 046 339		1 046 371	AUTRE GRECQ AUTRE	TOLES, FEUILLES D'ACIER PROFILES DE CONSTRUCT.
<b>COMMODITY TOTAL</b>		<b>32</b>	<b>342</b>		<b>374</b>		<b>TOTAL DE MARCHANDISE</b>
PIPES, TUBES: IRON, STEEL	GREEK LIBER		1 243 1		1 243 1	GRECQ LIBER	TUYAUX, TUBES: FER, ACIER
<b>COMMODITY TOTAL</b>			<b>1 244</b>		<b>1 244</b>		<b>TOTAL DE MARCHANDISE</b>
ALUMINIUM	GREEK NDRW LIBER OTHER			301 628 139	301 633 139	GRECQ NDRV LIBER AUTRE	ALUMINIUM
<b>COMMODITY TOTAL</b>		<b>5</b>		<b>1 425</b>	<b>1 425</b>		<b>TOTAL DE MARCHANDISE</b>
COPPER AND ALLOYS	GREEK OTHER		23 75		23 75	GRECQ AUTRE	CUIVRE ET ALLIAGES
<b>COMMODITY TOTAL</b>			<b>98</b>		<b>98</b>		<b>TOTAL DE MARCHANDISE</b>
LEAD AND ALLOYS	U S A			6	6	E-U	PLOMB ET ALLIAGES
ZINC AND ALLOYS	DENMK GREEK LIBER U S A	1 354 1 118		240	240 1 354 1 118	DANMK GRECQ LIBER E-U	ZINC ET ALLIAGES
<b>COMMODITY TOTAL</b>		<b>2 472</b>		<b>1 417</b>	<b>4 129</b>		<b>TOTAL DE MARCHANDISE</b>
METAL FAB. BASIC PRD.	U K GREEK OTHER	34	5 70		34 5 81	R U GRECQ AUTRE	OUVR. DE BASE EN METAL
<b>COMMODITY TOTAL</b>		<b>45</b>	<b>75</b>		<b>120</b>		<b>TOTAL DE MARCHANDISE</b>
BRICKS, TILES NES	GREEK NDRW	94 112			94 112	GRECQ NDRV	BRIQUES, TUILLES NOA
<b>COMMODITY TOTAL</b>		<b>206</b>			<b>206</b>		<b>TOTAL DE MARCHANDISE</b>
CEMENT	OTHER	165			165	AUTRE	CIMENT
TRACTORS	GREEK OTHER		30 36		30 36	GRECQ AUTRE	TRACTEURS
<b>COMMODITY TOTAL</b>			<b>66</b>		<b>66</b>		<b>TOTAL DE MARCHANDISE</b>
MACHINERY NES	GREEK LIBER U S A OTHER	385	1 465		1 850 1 450	GRECQ LIBER E-U AUTRE	MACHINES NOA
<b>COMMODITY TOTAL</b>		<b>535</b>	<b>401</b>		<b>936</b>		<b>TOTAL DE MARCHANDISE</b>
TRUCKS AND CHASSIS	GREEK OTHER	920	1 866 735	1 451	4 237 735	GRECQ AUTRE	CAMIONS ET CHASSIS
<b>COMMODITY TOTAL</b>			<b>314</b>		<b>314</b>		<b>TOTAL DE MARCHANDISE</b>
MOTOR VEHICLE ENGINES	U S A OTHER		192	1	1 208	E-U AUTRE	MOTEURS DE VEH. AUTOM.
<b>COMMODITY TOTAL</b>		<b>16</b>	<b>192</b>	<b>1</b>	<b>209</b>		<b>TOTAL DE MARCHANDISE</b>
ROAD MOTOR VEH. NES	GREEK OTHER		8		8 30	GRECQ AUTRE	VEH. AUTOM. ROUTIERS NOA
<b>COMMODITY TOTAL</b>		<b>30</b>	<b>8</b>		<b>38</b>		<b>TOTAL DE MARCHANDISE</b>
RUBBER TIRES AND TUBES	GREEK OTHER		23 6		23 23	GRECQ AUTRE	PNEUS, CHAMBRES A AIR
<b>COMMODITY TOTAL</b>		<b>17</b>	<b>29</b>		<b>46</b>		<b>TOTAL DE MARCHANDISE</b>
EQUIPMENT MISC.	U K GREEK NDRW LIBER U S A OTHER	7 19 108	47 1	939	7 47 958 109 52	R U GRECQ NDRV LIBER E-U AUTRE	MATERIEL DIVERS
<b>COMMODITY TOTAL</b>		<b>209</b>	<b>1 739</b>	<b>991</b>	<b>1 948</b>		<b>TOTAL DE MARCHANDISE</b>
PERSONAL, HSEHCLD GOODS	NDRW U S A	5 5			5 3 8	NDRV E-U	ART. PERS. ET MENAGERS
<b>COMMODITY TOTAL</b>		<b>5</b>			<b>8</b>		<b>TOTAL DE MARCHANDISE</b>
CONTAINERS, CLOSURES MISC. END PRODUCTS NES	GREEK U K GREEK OTHER		10 29		10 1 29 302	GRECQ R U GRECQ AUTRE	CONTENEURS, FERMETURES PRODUITS FINIS DIV. NOA
<b>COMMODITY TOTAL</b>		<b>302</b>	<b>29</b>		<b>332</b>		<b>TOTAL DE MARCHANDISE</b>
GENERAL CARGO CONTAINERIZED FREIGHT	OTHER NDRW U S A		50		50 32 100	AUTRE NDRV E-U	MARCHANDISES DIVERSES FRET CONTENEURESE
<b>COMMODITY TOTAL</b>		<b>32</b>		<b>100</b>	<b>132</b>		<b>TOTAL DE MARCHANDISE</b>
<b>COUNTRY/REGION TOTAL</b>		<b>45 174*</b>	<b>8 464*</b>	<b>97 303*</b>	<b>150 941*</b>		<b>TOTAL DE PAYS/REGION</b>
<b>JAPAN</b>							<b>JAPON</b>
FISH, FRESH OR FROZEN	U K GER JAPAN PANAM U S A OTHER	45 187 3 251 551		4 392	45 187 7 643 1 658	R U ALL JAPON PANAM E-U AUTRE	POISSON, FRAIS OU CONG.
<b>COMMODITY TOTAL</b>		<b>5 800</b>		<b>6 705</b>	<b>12 505</b>		<b>TOTAL DE MARCHANDISE</b>
SHELL FISH, NES	U K GREEK LIBER	103 1 462 797			103 1 462 797	R U GRECQ LIBER	MOLLUSQUES, CRUST., NOA

TABLE 18. COMMODITIES LOADED FOR FOREIGN COUNTRIES BY COUNTRY OF DESTINATION, REGISTRY OF VESSEL AND CANADIAN REGION - 1977

TABLEAU 18. MARCHANDISES CHARGÉES À DESTINATION DE PAYS ÉTRANGERS SELON LE PAYS DE DESTINATION, L'IMMATRICULATION DU NAVIRE ET LA RÉGION DU CANADA - 1977

		METRIC TONNES - TONNES METRIQUE						
COUNTRY OF DESTINATION AND KIND OF CARGO	REGISTRY OF VESSEL	ATLANTIC ATLANTIQUE	GREAT LAKES GRANDS LACS	PACIFIC PACIFIQUE	TOTAL TOTAL	IMMATRIC. DU NAVIRE	PAYS DE DESTINATION ET MARCHANDISE	
JAPAN CONT.	JAPAN	2 869			2 869	JAPON	SUITE	
	PANAM	200			200	PANAM		
	OTHER	1 965			1 965	AUTRE		
COMMODITY TOTAL BARLEY		7 396			7 396		TOTAL DE MARCHANDISE ORGE	
	GREEK	4 536		124 120	128 656	GRECQ		
	NETH			16 275	16 275	P. BAS		
	NORW			97 501	97 501	NORV		
	LIBER			308 415	308 415	LIBER		
	JAPAN			91 956	91 956	JAPON		
	PANAM			154 365	154 365	PANAM		
	OTHER			97 552	97 552	AUTRE		
COMMODITY TOTAL CORN		4 536		890 184	894 720		TOTAL DE MARCHANDISE MALS	
OATS	GREEK	2 722			2 722	GRECQ	AVOINE	
	LIBER			8 281	8 281	LIBER	SEIGLE	
	U K			2 362	2 362	R U		
	GREEK			15 995	15 995	GRECQ		
	NORW			7 822	7 822	NORV		
	LIBER			66 116	66 116	LIBER		
	JAPAN			19 246	19 246	JAPON		
	PANAM			30 333	30 333	PANAM		
COMMODITY TOTAL WHEAT				141 874	141 874		TOTAL DE MARCHANDISE BLE	
	U K			2 099	2 099	R U		
	GER			17 999	17 999	ALL		
	GREEK			146 344	146 344	GRECQ		
	NETH			17 994	17 994	P. BAS		
	LIBER			333 136	333 136	LIBER		
	JAPAN			373 496	373 496	JAPON		
	PANAM			200 399	200 399	PANAM		
	OTHER			198 339	198 339	AUTRE		
COMMODITY TOTAL CEREALS UNMILLED, NES				1 289 806	1 289 806		TOTAL DE MARCHANDISE CEREALES NON MOUL., NDA	
	GREEK			5 321	5 321	GRECQ		
	LIBER			6 659	6 659	LIBER		
	JAPAN			2 860	2 860	JAPON		
	PANAM			1 603	1 603	PANAM		
COMMODITY TOTAL MALT AND MALT FLOUR				16 443	16 443		TOTAL DE MARCHANDISE MALT ET FARINE DE MALT	
VEGETABLES, DRIED	U S A			200	200	E-U	LEGUMES, SECS	
SPICES	LIBER			2 547	2 547	LIBER	EPICES	
	LIBER			4 771	4 771	LIBER	ECOLURES, CRIBLURES, BAL	
HULLS, SCREENINGS, CHAFF	GREEK			7 068	7 068	GRECQ		
	LIBER			1 204	1 204	LIBER		
	OTHER			786	786	AUTRE		
COMMODITY TOTAL BRAN, SHORTS, MIDDINGS				9 058	9 058		TOTAL DE MARCHANDISE SON, ISSUES DE CEREALES	
	LIBER			5 171	5 171	LIBER		
	JAPAN			4 315	4 315	JAPON		
COMMODITY TOTAL GROUND CEREALS NES				9 486	9 486		TOTAL DE MARCHANDISE CEREALES MOULUES NDA	
OIL SEED MEAL, CAKE NES	LIBER			4 000	4 000	LIBER	FAR. TORT. OLEAG. NDA	
FEEDS, VEGETABLE ORIGIN	LIBER			28 905	28 905	LIBER	PROV. D'ORIGINE VEGETALE	
	GREEK			1 485	1 485	GRECQ		
	NORW			4 338	4 338	NORV		
	LIBER			14 622	14 622	LIBER		
	JAPAN			2 978	2 978	JAPON		
	PANAM			9 309	9 309	PANAM		
COMMODITY TOTAL CONC. COMPLETE FEEDS				32 732	32 732		TOTAL DE MARCHANDISE CONC., PROV. COMPLETES	
	GREEK			42 026	42 026	GRECQ		
	ITALY			12 214	12 214	ITAL		
	NORW			10 994	10 994	NORV		
	LIBER			109 502	109 502	LIBER		
	JAPAN			55 927	55 927	JAPON		
	PANAM			47 969	47 969	PANAM		
	OTHER			18 354	18 354	AUTRE		
COMMODITY TOTAL FLAXSEED				296 986	296 986		TOTAL DE MARCHANDISE GRAINE DE LIN	
	GREEK			6 617	6 617	GRECQ		
	NORW			1 539	1 539	NORV		
	LIBER			51 960	51 960	LIBER		
	JAPAN			17 228	17 228	JAPON		
	PANAM			6 858	6 858	PANAM		
COMMODITY TOTAL RAPESEED				84 202	84 202		TOTAL DE MARCHANDISE GRAINE DE COLZA	
	U K			12 045	12 045	R U		
	GREEK			109 512	109 512	GRECQ		
	NORW			58 287	58 287	NORV		
	LIBER			290 872	290 872	LIBER		
	JAPAN			198 591	198 591	JAPON		
	PANAM			74 193	74 193	PANAM		
	OTHER			3 150	3 150	AUTRE		
COMMODITY TOTAL SOYA BEANS				746 650	746 650		TOTAL DE MARCHANDISE GRAINE DE SOYA	
	GREEK	54 462			54 462	GRECQ		
	LIBER	61 532			61 532	LIBER		
	JAPAN	10 913			10 913	JAPON		
	PANAM	7 530			7 530	PANAM		
	OTHER	33 530			33 530	AUTRE		
COMMODITY TOTAL OIL SEEDS, NUTS NES		167 967			167 967		TOTAL DE MARCHANDISE GRAINES, NDIX OLEAG. NDA	
SEEDS	LIBER			22 147	22 147	LIBER	BILLES	
	LIBER			127 439	127 439	LIBER		
	JAPAN			138 762	138 762	JAPON		
	PANAM			40 098	40 098	PANAM		
COMMODITY TOTAL				306 299	306 299		TOTAL DE MARCHANDISE	



TABLE 19. COMMODITIES LOADED FOR FOREIGN COUNTRIES BY COUNTRY OF DESTINATION, REGISTRY OF VESSEL AND CANADIAN REGION - 1977

TABLÉAU 19. MARCHANDISES CHARGÉES À DESTINATION DE PAYS ÉTRANGERS SELON LE PAYS DE DESTINATION, L'IMMATRICULATION DU NAVIRE ET LA RÉGION DU CANADA - 1977

COUNTRY OF DESTINATION AND KIND OF CARGO	REGISTRY OF VESSEL	METRIC TONNES - TONNES METRIQUE					IMMATRIC. DU NAVIRE	PAYS DE DESTINATION ET MARCHANDISE	
		ATLANTIC ATLANTIQUE	GREAT LAKES GRANDS LACS	PACIFIC PACIFIQUE	TOTAL TOTAL	TOTAL TOTAL			
<b>JAPAN</b>	<b>CONT.</b>							<b>JAPON</b>	<b>SUITE</b>
PULPWOOD	LIBER JAPAN			106 626 185 822	106 626 185 822	LIBER JAPON	BOIS A PATE		
COMMODITY TOTAL				292 448	292 448		TOTAL DE MARCHANDISE		
COPPER ORE AND CONC.	U K DENMK GREEK NORW SWEDN LIBER JAPAN PANAM OTHER			12 012 28 749 132 231 6 024 9 852 271 680 131 739 30 918 36 542	12 012 28 749 132 231 6 024 9 852 271 680 131 739 30 918 36 542	R U DANMK GRECQ NORV SUEDE LIBER JAPON PANAM AUTRE	MINERAI, CONC. CUIVRE		
COMMODITY TOTAL				659 747	659 747		TOTAL DE MARCHANDISE		
IRON ORE AND CONC	U K ITALY NORW SWEDN LIBER JAPAN PANAM OTHER	123 306 257 802 143 532 97 713		41 486 69 523 249 420 18 532	123 306 257 802 143 532 97 713 41 486 69 523 249 420 18 532	R U ITAL NORV SUEDE LIBER JAPON PANAM AUTRE	MINERAI, CONC. DE FER		
COMMODITY TOTAL				378 961	378 961		TOTAL DE MARCHANDISE		
LEAD ORE AND CONC.	GREEK LIBER JAPAN			4 953 12 244 16 672	4 953 12 244 16 672	GRECQ LIBER JAPON	MINERAI, CONC. DE PLOMB		
COMMODITY TOTAL				33 869	33 869		TOTAL DE MARCHANDISE		
NICKEL-COPPER ORE	LIBER PANAM			13 405 30 177	13 405 30 177	LIBER PANAM	MINERAI, DE CUIVRE-NICKEL		
COMMODITY TOTAL				43 582	43 582		TOTAL DE MARCHANDISE		
TITANIUM ORE	GREEK	25 583			25 583	GRECQ	MINERAI DE TITANE		
ZINC ORE AND CONC.	LIBER JAPAN	18 446 24 472		13 229 21 303	31 675 45 775	LIBER JAPON	MINERAI, CONC. DE ZINC		
COMMODITY TOTAL				34 532	77 450		TOTAL DE MARCHANDISE		
IRON AND STEEL SCRAP	GREEK	18 280			18 280	GRECQ	DECHETS DE FER, D'ACIER		
SLAG, DROSS, BY-PRODUCTS	LIBER U K	42 572			42 572	LIBER R U	POUS, GUEUL, SCOR, PROD.		
COAL, BITUMINOUS	GREEK NORW LIBER JAPAN PANAM OTHER			406 021 446 242 388 942 727 433	406 021 446 242 388 942 727 433	LIBER R U GRECQ NORV LIBER	CHARBON BITUMINEUX		
COMMODITY TOTAL				8 637 554	8 637 554		TOTAL DE MARCHANDISE		
ASBESTOS	LIBER	218			218	LIBER	AMIANTE		
CRUDE NON-MET. MIN. NES	U S A			15	15	E-U	MIN. NON-MET. BRUTS NDA		
LUMBER AND TIMBER	U K DENMK GREEK NORW SWEDN LIBER JAPAN PANAM U S A OTHER			291 262 95 954 36 449 81 270 25 968 157 698 93 045 54 189 1 633 102 478	291 262 95 954 36 449 81 270 25 968 157 698 93 045 54 189 1 633 102 478	R U DANMK GRECQ NORV SUEDE LIBER JAPON PANAM E-U AUTRE	BOIS D'OEUVRE ET CHARP.		
COMMODITY TOTAL				939 946	939 946		TOTAL DE MARCHANDISE		
SHINGLES AND SHAKES	U K DENMK SWEDN LIBER			15 5 17 10	15 5 17 10	R U DANMK SUEDE LIBER	BARDEAUX, BARDEAUX FACADE		
COMMODITY TOTAL				47	47		TOTAL DE MARCHANDISE		
VENEER, PLYWOOD	U K DENMK SWEDN LIBER OTHER			80 88 11 69 136	80 88 11 69 136	R U DANMK SUEDE LIBER AUTRE	PLACAGES, CONTRE-PLAQ.		
COMMODITY TOTAL				384	384		TOTAL DE MARCHANDISE		
PULP	U K GREEK NORW SWEDN LIBER JAPAN OTHER	15 398 16 461		65 743 53 820 269 238 795	65 743 53 820 269 238 795	R U GRECQ NORV SUEDE LIBER JAPON AUTRE	PATE		
COMMODITY TOTAL				517 540	558 770		TOTAL DE MARCHANDISE		
NEWSPRINT PAPER	U K NORW	41 230		2	2	R U NORV	PAPIER JOURNAL		
COMMODITY TOTAL				1 634	1 634		TOTAL DE MARCHANDISE		
PAPER NES	U K NORW			1 887 43 911	1 887 43 911	R U NORV	PAPIER NDA		
COMMODITY TOTAL				45 798	45 798		TOTAL DE MARCHANDISE		
PAPERBOARD	NORW			26 302	26 302	NORV	CARTON		
ANIMAL OILS, EXC. MARINE	U K NORW JAPAN OTHER			4 459 1 965 10 525 491	4 459 1 965 10 525 491	R U NORV JAPON AUTRE	HUIL. ANIM. SAUF AN. MAR.		
COMMODITY TOTAL				17 440	17 440		TOTAL DE MARCHANDISE		

TABLE 1B. COMMODITIES LOADED FOR FOREIGN COUNTRIES BY COUNTRY OF DESTINATION, REGISTRY OF VESSEL AND CANADIAN REGION - 1977

TABLEAU 1B. MARCHANDISES CHARGÉES A DESTINATION DE PAYS ÉTRANGERS SELON LE PAYS DE DESTINATION, L'IMMATICULATION DU NAVIRE ET LA RÉGION DU CANADA - 1977

METRIC TONNES - TONNES MÉTRIQUE

COUNTRY OF DESTINATION AND KIND OF CARGO	REGISTRY OF VESSEL	ATLANTIC ATLANTIQUE	GREAT LAKES GRANDS LACS	PACIFIC PACIFIQUE	TOTAL TOTAL	IMMATIC. DU NAVIRE	PAYS DE DESTINATION ET MARCHANDISE
<b>JAPAN CONT.</b>							<b>JAPON SUITE</b>
VEG.OILS,FATS NES	GREEK JAPAN			500	500	GRECQ JAPON	HUIL.MAT.GRAS.VEG.NDA
COMMODITY TOTAL				6 324	6 324		TOTAL DE MARCHANDISE
OILS,FATS,WAXES NES	U K			6 824	6 824	R U	HUIL.MAT.GRAS.CIRE NDA
INORGANIC CHEMS. NES	U K	7 174		450	7 174	R U	PROD.CHIM.INORG.NDA
ORGANIC CHEMICALS NES	JAPAN			81 381	81 381	JAPON	PROD.CHIM.ORGAN.NDA
POTASH	U K			3 912	3 912	R U	POTASSE
	GREFK NORW			54 888	54 888	GRECQ NORV	
	LIBER JAPAN			6 096	6 096	LIBER JAPON	
	PANAM			110 480	110 480	PANAM	
	OTHER			147 049	147 049	AUTRE	
COMMODITY TOTAL				111 295	111 295		TOTAL DE MARCHANDISE
COKE	GREEK NORW	8 298		506 904	506 904	GRECQ NORV	COKE
	SWEDN			20 895	20 895	NORV	
	LIBER			14 225	14 225	SUEDE	
	JAPAN			26 300	26 300	LIBER JAPON	
COMMODITY TOTAL		8 298		52 292	113 712		TOTAL DE MARCHANDISE
PETROL,CCAL PRCD.NES	LIBER JAPAN			33 476	33 476	LIBER JAPON	DERIVE PETR.CHARB.NDA
COMMODITY TOTAL				195 277	195 277		TOTAL DE MARCHANDISE
PIG IRON	LIBER PANAM	10 797		228 753	228 753	LIBER PANAM	FER EN CUEUSE
	OTHER	15 749			10 797	AUTRE	
COMMODITY TOTAL		25 692			25 692		TOTAL DE MARCHANDISE
ALUMINIUM	GREEK NORW	52 238		9 982	52 238	GRECQ NORV	ALUMINIUM
	LIBER			31 646	31 646	NORV	
	OTHER			5 507	5 507	LIBER	
COMMODITY TOTAL				12 907	12 907	AUTRE	TOTAL DE MARCHANDISE
COPPER AND ALLOYS	PANAM			60 042	60 042	PANAM	CUIVRE ET ALLIAGES
NON-FERROUS METALS NES	U K			4 536	4 536	R U	METAUX NON-FERREUX NDA
	GREEK			28	28	GRECQ	
	NORW			53	53	NORV	
COMMODITY TOTAL				109	109		TOTAL DE MARCHANDISE
MACHINERY NES	U K	5			5	R U	MACHINES NDA
PERSONAL,HOUSEHOLD GOODS	U K			2	2	R U	ART.PERS.ET MENAGERS
CONTAINERIZED FREIGHT	U K	4 033		504	4 537	R U	FRET CONTENEURESE
	GER	15 168			15 168	ALL	
	LIBER	10 557		1 791	12 348	LIBER	
	JAPAN	191 828		255 323	447 151	JAPON	
	OTHER	22 397		25 330	47 727	AUTRE	
COMMODITY TOTAL		243 983		282 948	526 931		TOTAL DE MARCHANDISE
COUNTRY/REGION TOTAL		3 928 646*		* 16 816 738*	20 745 384*		TOTAL DE PAYS/REGION
<b>KOREA - SOUTH</b>							<b>COREE DU SUD</b>
BARLEY	U K	7 057			7 057	R U	ORGE
	GREEK	19 233			19 233	GRECQ	
	NORW	29 030			29 030	NORV	
	LIBER	8 618			8 618	LIBER	
	JAPAN	11 522			11 522	JAPON	
	OTHER	7 112			7 112	AUTRE	
COMMODITY TOTAL		82 572			82 572		TOTAL DE MARCHANDISE
CORN	U K	51 826			51 826	R U	MAIS
WHEAT	LIBER	25 188		29 000	54 188	LIBER	BLE
WHEAT FLOUR	LIBER			11 995	11 995	LIBER	FARINE DE BLE
FLAXSEED	U S A			2 726	2 726	E-U	GRAINE DE LIN
SOYA BEANS	GREEK	11 001			11 001	GRECQ	GRAINE DE SOYA
COPPER ORE AND CONC.	GREEK			5 470	5 470	GRECQ	MINERAL,CONC. CUIVRE
IRON AND STEEL SCRAP	GREEK			8 664	8 664	GRECQ	DECHETS DE FER, OACIER
	OTHER			11 239	11 239	AUTRE	
COMMODITY TOTAL				19 903	19 903		TOTAL DE MARCHANDISE
COAL,BITUMINOUS	GREEK			50 802	50 802	GRECQ	CHARBON BITUMINEUX
	LIBER			100 609	100 609	LIBER	
	PANAM			155 959	155 959	PANAM	
COMMODITY TOTAL				307 370	307 370		TOTAL DE MARCHANDISE
SULPHUR IN ORES	GREEK			22 036	22 036	GRECQ	SOUFRE EN MINERAL
	JAPAN			9 997	9 997	JAPON	
	PANAM			4 469	4 469	PANAM	
	OTHER			4 999	4 999	AUTRE	
COMMODITY TOTAL				41 501	41 501		TOTAL DE MARCHANDISE
PULP	GREEK			1 538	1 538	GRECQ	PATE
PAPERBOARD	SWEDN	15 376			15 376	SUEDE	CAPTON
	PANAM	2 919			2 919	PANAM	
COMMODITY TOTAL		18 295			18 295		TOTAL DE MARCHANDISE
ANIMAL OILS,EXC.MARINE	PANAM			4 281	4 281	PANAM	HUIL.ANIM.SAUF AN.MAR.
	U S A			3 300	3 300	E-U	
	OTHER			10 494	10 494	AUTRE	
COMMODITY TOTAL				18 075	18 075		TOTAL DE MARCHANDISE
POTASH	GREEK			15 473	15 473	GRECQ	POTASSE
	JAPAN			13 409	13 409	JAPON	
	PANAM			59 623	59 623	PANAM	

TABLE 14. COMMODITIES LOADED FOR FOREIGN COUNTRIES BY COUNTRY OF DESTINATION, REGISTRY OF VESSEL AND CANADIAN REGION - 1977

TABLÉAU 14. MARCHANDISES CHARGÉES À DESTINATION DE PAYS ÉTRANGERS SELON LE PAYS DE DESTINATION, L'IMMATRICULATION DU NAVIRE ET LA RÉGION DU CANADA - 1977

METRIC TONNES - TONNES MÉTRIQUE

COUNTRY OF DESTINATION AND KIND OF CARGO	REGISTRY OF VESSEL	ATLANTIC ATLANTIQUE	GREAT LAKES GRANOS LACS	PACIFIC PACIFIQUE	TOTAL TOTAL	IMMATIC. DU NAVIRE	PAYS DE DESTINATION ET MARCHANDISE
<b>KOREA - SOUTH CONT.</b>							<b>COREE DU SUD SUITE</b>
COMMODITY TOTAL	OTHER			17 995	17 995	AUTRE	
PIG IRON	PANAM	4 064		106 500	106 500	PANAM	TOTAL DE MARCHANDISE FER EN GUFUSE ALUMINIUM
ALUMINIUM	GREEK			5 700	5 700	GRECQ	
	NORW			9 992	9 992	NORV	
	LIBER			3 148	3 148	LIBER	
	OTHER			500	500	AUTRE	
COMMODITY TOTAL				19 340	19 340		TOTAL DE MARCHANDISE FRET CONTENEUR SE
CONTAINERIZED FREIGHT	GER	7 378			7 378	ALL	
	LIBER	6 735		2 102	8 837	LIBER	
	OTHER	9 300		3 705	13 005	AUTRE	
COMMODITY TOTAL		23 413		5 807	29 220		TOTAL DE MARCHANDISE
COUNTRY/REGION TOTAL		216 359*	19 903*	549 322*	785 584*		TOTAL DE PAYS/REGION
<b>PHILIPPINES</b>							<b>PHILIPPINES</b>
FISH, FRESH OR FROZEN	GREEK			1	1	GRECQ	POISSON, FRAIS OU CONG.
	NORW			4	4	NORV	
	U S A			1	1	E-U	
COMMODITY TOTAL				6	6		TOTAL DE MARCHANDISE POISSON EN BOITES BLE
FISH, CANNED	U K	17			17	R U	
WHEAT	U K			26 671	26 671	R U	
	GREEK	26 671			26 671	GRECQ	
	NETH			25 752	25 752	P. BAS	
	LIBER	25 402		24 729	50 131	LIBER	
	JAPAN			26 671	26 671	JAPON	
	OTHER			53 342	53 342	AUTRE	
COMMODITY TOTAL		52 073		157 165	209 230		TOTAL DE MARCHANDISE MALT ET FARINE DE MALT FARINE DE BLE JUS DE FRUIT LEGUMES, SECS GRAINE DE MOUTARDE MINERAI, CONC. DE FER
MALT AND MALT FLOUR	U S A			36	36	E-U	
WHEAT FLOUR	U K	141			141	R U	
FRUIT JUICES	NORW			1	1	NORV	
VEGETABLES, DRIED	U K	14			14	R U	
MUSTARD SEED	U K			5	5	P U	
IRON ORE AND CONC	LIBER	227 339			227 339	LIBER	
	JAPAN	298 531			298 531	JAPON	
COMMODITY TOTAL		525 870			525 870		TOTAL DE MARCHANDISE AMIANTE
ASBESTOS	NORW	195			195	NORV	
	OTHER	16			16	AUTRE	
COMMODITY TOTAL		211			211		TOTAL DE MARCHANDISE SOUFRE EN MINERAI PATE
SULPHUR IN ORES	LIBER			7 998	7 998	LIBER	
PULP	NORW			2 201	2 201	NORV	
	U S A			1 838	1 838	E-U	
	OTHER			257	257	AUTRE	
COMMODITY TOTAL				4 296	4 296		TOTAL DE MARCHANDISE PROD. CHIM. INORG. NDA POTASSE MAT. COLOR. PIG. PEINTURE
INORGANIC CHEM. NES	NORW			12	12	NORV	
POTASH	GREEK			12 517	12 517	GRECQ	
DYESTUFF, PIGMENT, PAINT	U K	20			20	R U	
	NORW	11			11	NORV	
	OTHER	16			16	AUTRE	
COMMODITY TOTAL		47			47		TOTAL DE MARCHANDISE PROD. CHIM. SPECIAUX NDA TUYAUX, TUBES FER, ACIER FIL METALLIQUE ALUMINIUM
CHEM. SPECIALTIES NES	OTHER			15	15	AUTRE	
PIPES, TUBES: IRON, STEEL	OTHER		188		188	AUTRE	
WIRE	NORW			10	10	NORV	
ALUMINIUM	NORW			979	979	NORV	
	OTHER			2	2	AUTRE	
COMMODITY TOTAL				979	981		TOTAL DE MARCHANDISE CUIVRE ET ALLIAGES PLOMB ET ALLIAGES ZINC ET ALLIAGES OUVR. DE BASE EN METAL BRIQUES, TUILES NDA CIMENT PROD. MIN. NON-MET. BASE OUVRAGES DIVERS TRACTEURS
COPPER AND ALLOYS	OTHER			3	3	AUTRE	
LEAD AND ALLOYS	U K	166			166	R U	
ZINC AND ALLOYS	U K	239			239	R U	
METAL FAB. BASIC PROD.	NORW	17		1	18	NORV	
BRICKS, TILES NES	OTHER	136	68		204	AUTRE	
CEMENT	OTHER		50		50	AUTRE	
NON-MET. MIN. BASIC PROD	NORW	272			272	NORV	
MISC. FABRICATED PROD.	NORW	1			1	NORV	
TRACTORS	NORW			1	1	NORV	
	U S A			39	39	E-U	
COMMODITY TOTAL				40	40		TOTAL DE MARCHANDISE MACHINES NDA
MACHINERY NES	U K			31	31	R U	
	NORW			47	47	NORV	
	U S A			11	11	E-U	
	OTHER	15	158	5	178	AUTRE	
COMMODITY TOTAL		15	158	94	267		TOTAL DE MARCHANDISE VOITURES PART., CHASSIS
PASS. AUTOS AND CHASSIS	GREEK			1	1	GRECQ	
	U S A			2	2	E-U	
	OTHER	1			1	AUTRE	
COMMODITY TOTAL		1		3	4		TOTAL DE MARCHANDISE CAMIONS ET CHASSIS
TRUCKS AND CHASSIS	NORW			4	4	NORV	
	U S A			35	35	E-U	
COMMODITY TOTAL				39	39		TOTAL DE MARCHANDISE MCTEURS DE VEH. AUTOM.
MOTOR VEHICLE ENGINES	NORW			127	127	NORV	
	OTHER	1			1	AUTRE	
COMMODITY TOTAL		1		127	128		TOTAL DE MARCHANDISE NAVIRES, AVIONS, VEH. DIV PNEUS, CHAMBRES A AIR
SHIPS, AIRCRAFT, MIS. VEH	U S A			1	1	E-U	
RUBBER TIRES AND TUBES	U K	4			4	R U	
	NORW	4			4	NORV	



TABLE 16. COMMODITIES LOADED FOR FOREIGN COUNTRIES BY COUNTRY OF DESTINATION, REGISTRY OF VESSEL AND CANADIAN REGION - 1977

TABLEAU 16. MARCHANDISES CHARGÉES À DESTINATION DE PAYS ÉTRANGERS SELON LE PAYS DE DESTINATION, L'IMMATRICULATION DU NAVIRE ET LA RÉGION DU CANADA - 1977

		METRIC TONNES - TONNES MÉTRIQUE					
COUNTRY OF DESTINATION AND KIND OF CARGO	REGISTRY OF VESSEL	ATLANTIC ATLANTIQUE	GREAT LAKES GRANDS LACS	PACIFIC PACIFIQUE	TOTAL TOTAL	IMMATRIC. DU NAVIRE	PAYS DE DESTINATION ET MARCHANDISE
<b>PHILIPPINES CONT.</b>							<b>PHILIPPINES SUITE</b>
COMMODITY TOTAL		8			8		TOTAL DE MARCHANDISE
EQUIPMENT MISC.	U K	6			6	R U	MATERIEL DIVERS
	NORW	20		34	54	NORV	
	U S A			3	3	E-U	
	OTHER	18	35		53	AUTRE	
COMMODITY TOTAL		44	35	37	116		TOTAL DE MARCHANDISE
PERSONAL, HOUSEHOLD GOODS	NORW			11	11	NORV	ART. PERS. ET MENAGERS
	U S A			10	10	E-U	
	OTHER	2			2	AUTRE	
COMMODITY TOTAL		2		21	23		TOTAL DE MARCHANDISE
MISC. END PRODUCTS NES	U S A			26	26	E-U	PRODUITS FINIS DIV. NOA
GENERAL CARGO	NORW	3		3	6	NORV	MARCHANDISES DIVERSES
	OTHER	2			2	AUTRE	
COMMODITY TOTAL		5		3	8		TOTAL DE MARCHANDISE
CONTAINERIZED FREIGHT	U K			504	504	R U	FRET CONTENEURESE
	DENMK			1 007	1 007	DANMK	
	GER	5 625			5 625	ALL	
	NORW	10		136	146	NORV	
	LIBER	4 094		36	4 130	LIBER	
	U S A			2 505	2 505	E-U	
	OTHER	4 368		284	4 652	AUTRE	
COMMODITY TOTAL		14 097		4 472	18 569		TOTAL DE MARCHANDISE
COUNTRY/REGION TOTAL		593 382*	499*	187 904*	781 785*		TOTAL DE PAYS/REGION
<b>TAIWAN</b>							<b>TAIWAN</b>
FISH, FRESH OR FROZEN	JAPAN	150			150	JAPON	POISSON, FRAIS OU CONG.
SHELL FISH, NES	JAPAN	750			750	JAPON	MOLLUSQUES CRUST., NDA
WHEAT	LIBER			37 249	37 249	LIBER	BLE
WHEAT SEED MEAL, CAKE NES	OTHER			1 745	1 745	AUTRE	FAR. TOURT. OLEAG. NOA
CONC. COMPLETE FEEDS	OTHER			3 806	3 806	AUTRE	CONC., PROV. COMPLETES
GYP SUM	SWEDN	16 501			16 501	SUEDE	GYP SE
SULPHUR IN ORES	LIBER			157 850	157 850	LIBER	SOUFRE EN MINERAI
	OTHER			21 564	21 564	AUTRE	
COMMODITY TOTAL				179 414	179 414		TOTAL DE MARCHANDISE
CRUDE NON-MET. MIN. NES	U S A			11	11	E-U	MIN. NON-MET. BRUTS NDA
PULP	U K			515	515	R U	PATE
	GREEK			156	156	GREQC	
	NORW			1 037	1 037	NORV	
	OTHER			18	18	AUTRE	
COMMODITY TOTAL				1 726	1 726		TOTAL DE MARCHANDISE
PAPER NES	OTHER			1 961	1 961	AUTRE	PAPIER NDA
PAPERBOARD	SWEDN	9 450			9 450	SUEDE	CARTON
	OTHER	5 693		193	5 886	AUTRE	
COMMODITY TOTAL		15 143		193	15 336		TOTAL DE MARCHANDISE
ANIMAL OILS, EXC. MARINE	JAPAN			1 281	1 281	JAPON	HUIL. ANIM. SAUF AN. MAR.
	U S A			1 671	1 671	E-U	
COMMODITY TOTAL				2 952	2 952		TOTAL DE MARCHANDISE
VEG. OILS, FATS NES	JAPAN			1 229	1 229	JAPON	HUIL. MAT. GRAS VEG. NDA
GLYCOL	LIBER	1 396			1 396	LIBER	GLYCOL
ORGANIC CHEMICALS NES	NORW			1 887	1 887	NORV	PROD. CHIM. ORGAN. NDA
POTASH	LIBER			24 016	24 016	LIBER	POTASSE
	OTHER			4 066	4 066	AUTRE	
COMMODITY TOTAL				28 082	28 082		TOTAL DE MARCHANDISE
ALUMINIUM	GREEK			200	200	GREQC	ALUMINIUM
	NORW			477	477	NORV	
	OTHER			128	128	AUTRE	
COMMODITY TOTAL				805	805		TOTAL DE MARCHANDISE
LEAD AND ALLOYS	U S A			50	50	E-U	PLOMB ET ALLIAGES
ZINC AND ALLOYS	U S A			587	587	E-U	ZINC ET ALLIAGES
NON-MET. MIN. BASIC PROD	U S A			5	5	E-U	PROD. MIN. NON-MET. BASE
	OTHER			24	24	AUTRE	
COMMODITY TOTAL				29	29		TOTAL DE MARCHANDISE
PERSONAL, HOUSEHOLD GOODS	U S A			1	1	E-U	ART. PERS. ET MENAGERS
GENERAL CARGO	OTHER			17	17	AUTRE	MARCHANDISES DIVERSES
CONTAINERIZED FREIGHT	U K	2 856			2 856	R U	FRET CONTENEURESE
	GER	4 670			4 670	ALL	
	LIBER	6 513		4 081	10 594	LIBER	
	U S A			75	75	E-U	
	OTHER	6 668		5 386	12 054	AUTRE	
COMMODITY TOTAL		20 707		9 542	30 249		TOTAL DE MARCHANDISE
COUNTRY/REGION TOTAL		54 647*	*	271 286*	325 933*		TOTAL DE PAYS/REGION
<b>THAILAND</b>							<b>THAÏLANDE</b>
FISH, FRESH OR FROZEN	U K	21			21	R U	POISSON, FRAIS OU CONG.
	NORW	179			179	NORV	
COMMODITY TOTAL		200			200		TOTAL DE MARCHANDISE
MILK POWDER	U K	493			493	R U	LAIT EN POUFRE
WHEAT FLOUR	OTHER			310	310	AUTRE	FARINE DE BLE
CEREALS MILLED, NES	DENMK			3	3	DANMK	CEREALES MOULUES, NDA
CONC. COMPLETE FEEDS	U K	3			3	R U	CONC., PROV. COMPLETES
	NORW	12			12	NORV	
COMMODITY TOTAL		15			15		TOTAL DE MARCHANDISE

TABLE 18. COMMODITIES LOADED FOR FOREIGN COUNTRIES BY COUNTRY OF DESTINATION, REGISTRY OF VESSEL AND CANADIAN REGION - 1977

TABLEAU 18. MARCHANDISES CHARGÉES À DESTINATION DE PAYS ÉTRANGERS SELON LE PAYS DE DESTINATION, L'IMMATRICULATION DU NAVIRE ET LA RÉGION DU CANADA - 1977

		METRIC TONNES - TONNES METRIQUE						
COUNTRY OF DESTINATION AND KIND OF CARGO	REGISTRY OF VESSEL	ATLANTIC ATLANTIQUE	GREAT LAKES GRANDS LACS	PACIFIC PACIFIQUE	TOTAL TOTAL	IMMATIC. DU NAVIRE	PAYS DE DESTINATION ET MARCHANDISE	
THAILAND CONT. IRON AND STEEL SCRAP NON-FERROUS MET. SCRAP ASBESTOS	GREEK DENMK U K NORW OTHER		12 542	17	12 542 17 2 577 932	GRECQ DANMK R U NORV AUTRE	THAÏLANDE SUITE DECHETS DE FER, DACIER DECHETS METAL NON FER. AMIANTE	
COMMODITY TOTAL SULPHUR IN ORES	U K LIBER OTHER	2 577 932		6 714	11 249 3 300 11 975 2 199	R U LIBER AUTRE	TOTAL DE MARCHANDISE SOUFRE EN MINERAL	
COMMODITY TOTAL PULP	U K DENMK OTHER	4 535		15 368	15 368	R U DANMK AUTRE	TOTAL DE MARCHANDISE PATE	
COMMODITY TOTAL NEWSPRINT PAPER	GREEK LIBER PANAM OTHER	4 694 2 273 1 912 2 171		15 693	4 694 2 273 1 912 3 621	GRECQ LIBER PANAM AUTRE	TOTAL DE MARCHANDISE PAPIER JOURNAL	
COMMODITY TOTAL PAPER NES	NORW OTHER	11 050 7		532	12 500 7	NORV AUTRE	TOTAL DE MARCHANDISE PAPIER NDA	
COMMODITY TOTAL INORGANIC CHEMS. NES FERTILIZERS NES	U K U K LIBER PANAM OTHER	7 2		12 094 10 006 10 812 1 050 33 962	532 2 12 094 10 006 10 812 1 050 33 962	R U R U LIBER PANAM AUTRE	TOTAL DE MARCHANDISE PROD. CHIM. INORG. NDA ENGRAIS CHIMIQUE NDA	
COMMODITY TOTAL DYE STUFF, PIGMENT, PAINT PLATE & SHEET STEEL	U K JAPAN OTHER	13	5 205 16 686 21 891		13 5 205 16 686 21 891	R U JAPON AUTRE	TOTAL DE MARCHANDISE MAT. COLOR. PIG. PEINTURE TOLES, FEUILLES DACIER	
COMMODITY TOTAL WIRE ALUMINUM	OTHER NORW LIBER OTHER			6 1 436 707 8 517 10 660	6 1 436 707 8 517 10 660	AUTRE NORV LIBER AUTRE	TOTAL DE MARCHANDISE FIL METALLIQUE ALUMINIUM	
COMMODITY TOTAL ZINC AND ALLOYS	U K DENMK	97		140 428 568	237 428 665	R U DANMK	TOTAL DE MARCHANDISE ZINC ET ALLIAGES	
COMMODITY TOTAL METAL FAB. BASIC PRD.	U K OTHER	27		2	27 2	R U AUTRE	TOTAL DE MARCHANDISE COVR. DE BASE EN METAL	
COMMODITY TOTAL NON-MET. MIN. BASIC PRD	NORW	27		2	29	NORV	TOTAL DE MARCHANDISE PROD. MIN. NON-MET. BASE TRACTEURS	
COMMODITY TOTAL TRACTORS MACHINERY NES	U K NORW OTHER	1 25 120 42		5 1 6	1 25 125 42 1 168	R U NORV AUTRE	TOTAL DE MARCHANDISE MACHINES NDA	
COMMODITY TOTAL MOTOR VEHICLE ENGINES SHIPS, AIRCRAFT, MIS. VEH EQUIPMENT MISC.	U K U K U K NORW	162 10 41 419 5		12	168 10 41 431 5	R U R U R U NORV	TOTAL DE MARCHANDISE MOTEURS DE VEH. AUTOM. NAVIRES, AVIONS, VEH. DIV MATERIEL DIVERS	
COMMODITY TOTAL PERSONAL & HSEHOLD GOODS	NORW OTHER	424 1		1	436 1	NORV AUTRE	TOTAL DE MARCHANDISE ART. PERS. ET MENAGERS	
COMMODITY TOTAL CONTAINERS, CLOSURES MISC. END PRODUCTS NES	OTHER U K GREEK	1 3 907 910		27 3 907 910	27 3 907 910	AUTRE R U GRECQ	TOTAL DE MARCHANDISE CONTENEURS, FERMETURES PRODUITS FINIS DIV. NDA	
COMMODITY TOTAL GENERAL CARGO CONTAINERIZED FREIGHT	U K U K NORW	1 1 333 340 1 473			1 1 333 340 1 473	R U R U NORV	TOTAL DE MARCHANDISE MARCHANDISES DIVERSES FRET CONTENEURE SE	
COUNTRY/REGION TOTAL		19 487*	34 433*	87 437*	141 357*		TOTAL DE PAYS/REGION	
USSR - PACIFIC WHEAT	NORW OTHER			11 481 255 605 267 086	11 481 255 605 267 086	NORV AUTRE	URSS-PACIFIQUE BLE	
COMMODITY TOTAL CHEM. SPECIALTIES NES MACHINERY NES TRUCKS AND CHASSIS EQUIPMENT MISC. MISC. END PRODUCTS NES	OTHER OTHER OTHER OTHER OTHER	9 3 241 1 894 8		9 3 241 1 894 8	9 3 241 1 894 8	AUTRE AUTRE AUTRE AUTRE	TOTAL DE MARCHANDISE PROD. CHIM. SPECIAUX NDA MACHINES NDA CAMIONS ET CHASSIS MATERIEL DIVERS PRODUITS FINIS DIV. NDA	
COUNTRY/REGION TOTAL		5 152*	*	267 094*	272 246*		TOTAL DE PAYS/REGION	
VIET-NAM WHEAT	GREEK OTHER			11 677 10 822 22 499	11 677 10 822 22 499	GRECQ AUTRE	VIET-NAM BLE	
COMMODITY TOTAL							TOTAL DE MARCHANDISE	



TABLE 18. COMMODITIES LOADED FOR FOREIGN COUNTRIES BY COUNTRY OF DESTINATION, REGISTRY OF VESSEL AND CANADIAN REGION - 1977

TABLEAU 18. MARCHANDISES CHARGÉES À DESTINATION DE PAYS ÉTRANGERS SELON LE PAYS DE DESTINATION, L'IMMATRICULATION DU NAVIRE ET LA RÉGION DU CANADA - 1977

		METRIC TONNES - TONNES METRIQUE						
COUNTRY OF DESTINATION AND KIND OF CARGO	REGISTRY OF VESSEL	ATLANTIC ATLANTIQUE	GREAT LAKES GRANDS LACS	PACIFIC PACIFIQUE	TOTAL TOTAL	IMMATIC. DU NAVIRE	PAYS DE DESTINATION ET MARCHANDISE	
<b>VIET-NAM CONT.</b>							<b>VIET-NAM SUITE</b>	
WHEAT FLOUR	LIBER OTHER	15 822		14 255	14 255	LIBER AUTRE	FARINE DE BLE	
COMMODITY TOTAL		15 822		14 255	30 077		TOTAL DE MARCHANDISE	
COUNTRY/REGION TOTAL		15 822*		36 754*	52 576*		TOTAL DE PAYS/REGION	
<b>AUSTRALIA</b>							<b>AUSTRALIE</b>	
MEAT AND MEAT PREP. NES	U S A			36	36	E-U	VIANDES ET PREP. NDA	
FISH, FRESH OR FROZEN	NORW			57	57	NORV	POISSON, FRAIS OU CONG.	
	SWEDN	3			3	SUEDE		
	U S A			6	6	E-U		
	OTHER			2	2	AUTRE		
COMMODITY TOTAL		3		65	68		TOTAL DE MARCHANDISE	
FISH, CANNED	GER			10	10	ALL	POISSON EN BOITES	
	NORW			1	1	NORV		
	SWEDN			33	33	SUEDE		
	U S A			10	10	E-U		
COMMODITY TOTAL				54	54		TOTAL DE MARCHANDISE	
SHELL FISH, NES	NORW			496	496	NORV	MOLLUSQUES CRUST. NDA	
RYE	U S A			366	366	E-U	SEIGLE	
DIST. ALCOHOLIC BEV.	OTHER			2	2	AUTRE	BOISS. ALCOOL. DIST.	
OIL SEEDS, NUTS NES	SWEDN			4	4	SUEDE	GRAINES, NOIX OLEAG. NDA	
	OTHER			2	2	AUTRE		
COMMODITY TOTAL				6	6		TOTAL DE MARCHANDISE	
IRON ORE AND CONC	GREEK			27 052	27 052	GRECQ	MINERAI, CONC. DE FER	
ASBESTOS	U K			5 093	5 093	R U	AMIANTE	
	NORW			10 852	10 852	NORV		
	SWEDN			5 115	5 115	SUEDE		
	OTHER			6 250	6 250	AUTRE		
COMMODITY TOTAL				27 310	27 310		TOTAL DE MARCHANDISE	
SULPHUR IN ORES	U K			105 227	105 227	R U	SOUFRE EN MINERAI	
	GREEK			145 898	145 898	GRECQ		
	NORW			24 234	24 234	NORV		
	LIBER			15 745	15 745	LIBER		
	OTHER			7 610	7 610	AUTRE		
COMMODITY TOTAL				298 714	298 714		TOTAL DE MARCHANDISE	
CRUDE NON-MET. MIN. NES	GREEK	3 300			3 300	GRECQ	MIN. NON-MET. BRUTS NDA	
LUMBER AND TIMBER	U K			12 794	12 794	R U	BOIS D'OEUVRE ET CHARP.	
	GER			2 618	2 618	ALL		
	GREEK			10 172	10 172	GRECQ		
	SWEDN			4 124	4 124	SUEDE		
	LIBER			36 438	36 438	LIBER		
	PANAM			66 295	66 295	PANAM		
	U S A			211	211	E-U		
	OTHER			48 934	48 934	AUTRE		
COMMODITY TOTAL				181 586	181 586		TOTAL DE MARCHANDISE	
SHINGLES AND SHAKES	U K			59	59	R U	BARDEAUX, BARD. FACADE	
	GER			6	6	ALL		
	GREEK			19	19	GRECQ		
	SWEDN			49	49	SUEDE		
	LIBER			73	73	LIBER		
	PANAM			133	133	PANAM		
	U S A			236	236	E-U		
	OTHER			108	108	AUTRE		
COMMODITY TOTAL				683	683		TOTAL DE MARCHANDISE	
VENEER, PLYWOOD	U K	1 979			1 979	R U	PLACAGES, CONTRE-PLAQ.	
	GREEK			112	112	GRECQ		
	LIBER			252	252	LIBER		
	PANAM			16	16	PANAM		
	OTHER			189	189	AUTRE		
COMMODITY TOTAL		1 979		569	2 548		TOTAL DE MARCHANDISE	
WOOD FAB. MATERIALS	U K			44	44	R U	DEMI-PRODUITS EN BOIS	
	NORW			5	5	NORV		
	U S A			2	2	E-U		
	OTHER			5	5	AUTRE		
COMMODITY TOTAL				56	56		TOTAL DE MARCHANDISE	
PULP	U K	298		5 025	5 323	R U	PATE	
	SWEDN			645	645	SUEDE		
	PANAM			24 817	24 817	PANAM		
	U S A			2 312	2 312	E-U		
	OTHER			12 154	12 154	AUTRE		
COMMODITY TOTAL		298		44 953	45 251		TOTAL DE MARCHANDISE	
NEWSPRINT PAPER	U K	16 389		6 293	22 682	R U	PAPIER JOURNAL	
	DENMK	10 662			10 662	DANMK		
	GREEK	3 622		813	4 435	GRECQ		
	NORW			15 055	15 055	NORV		
	SWEDN	1 199		2 720	3 919	SUEDE		
	PANAM	3 087		10 968	14 055	PANAM		
	OTHER			8 383	8 383	AUTRE		
COMMODITY TOTAL		34 959		44 232	79 191		TOTAL DE MARCHANDISE	
PAPER NES	U K			61	61	R U	PAPIER NDA	
	GREEK			24	24	GRECQ		
	LIBER			68	68	LIBER		
	PANAM			89	89	PANAM		
	OTHER			28	28	AUTRE		
COMMODITY TOTAL				270	270		TOTAL DE MARCHANDISE	



TABLE 18. COMMODITIES LOADED FOR FOREIGN COUNTRIES BY COUNTRY OF DESTINATION, REGISTRY OF VESSEL AND CANADIAN REGION - 1977

TABLEAU 18. MARCHANDISES CHARGÉES À DESTINATION DE PAYS ÉTRANGERS SELON LE PAYS DE DESTINATION, L'IMMATRICULATION DU NAVIRE ET LA RÉGION DU CANADA - 1977

COUNTRY OF DESTINATION AND KIND OF CARGO		REGISTRY OF VESSEL	METRIC TONNES - TONNES MÉTRIQUE			TOTAL	IMMATIC. DU NAVIRE	PAYS DE DESTINATION ET MARCHANDISE	
			ATLANTIC ATLANTIQUE	GREAT LAKES GRANDS LACS	PACIFIC PACIFIQUE			TOTAL	
<b>AUSTRALIA</b>	<b>CONT.</b>							<b>AUSTRALIE</b>	<b>SUITE</b>
PAPERBOARD		LIBER			31	31	LIBER	CARTON	
BLDG. PAPER AND BOARD		LIBER			20	20	LIBER	PLAQ. CONSTR., PAP/CART.	
TEXTILE FAB. MTL NES		OTHER	5		5	5	AUTRE	OUVR. EN MAT. TEXT. NDA	
OILS, FATS, WAXES NES		PANAM			15	15	PANAM	HUIL. MAT. GRAS. C. IFE. NDA	
INORGANIC CHEMS. NES		U K			20	20	E-U	PROD. CHIM. INORG. NDA	
		SWEDN			51	51	SUEDE		
<b>COMMODITY TOTAL</b>					<b>71</b>	<b>71</b>		<b>TOTAL DE MARCHANDISE</b>	
ORGANIC CHEMICALS NES		OTHER			15	15	AUTRE	PROD. CHIM. ORGAN. NDA	
POTASH		U K			4 999	4 999	R U	POTASSE	
		GREEK			68 239	68 239	GRECQ		
		NORW			22 007	22 007	NORV		
		LIBER			2 699	2 699	LIBER		
<b>COMMODITY TOTAL</b>					<b>97 944</b>	<b>97 944</b>		<b>TOTAL DE MARCHANDISE</b>	
PLASTIC MATERIALS		OTHER			2	2	AUTRE	MATIERES PLASTIQUES	
GASOLINE		NORW	32 470		32 470	32 470	NORV	ESSENCE	
COKE		U K			10 000	10 000	R U	COKE	
ASPHALTS, ROAD OILS		U K			3	3	R U	ASPHALTE, BITUME LIQD.	
CASTINGS, FORGINGS		U S A			1	1	E-U	MOUL. PIECES FORGEES	
		OTHER			4	4	AUTRE		
<b>COMMODITY TOTAL</b>					<b>5</b>	<b>5</b>		<b>TOTAL DE MARCHANDISE</b>	
PLATE & SHEET STEEL		SWEDN			68	68	SUEDE	TOLES, FEUILLES D'ACIER	
PIPES, TUBES: IRON, STEEL		U K	3		3	3	R U	TUYAUX, TUBES: FER, ACIER	
WIPE		SWEDN	23		23	23	SUEDE	FIL METALLIQUE	
NON-FERROUS METALS NES		OTHER			73	73	AUTRE	METAUX NON-FERREUX NDA	
METAL FAB. BASIC PROD.		SWEDN			11	11	SUEDE	OUVR. DE BASE EN METAL	
		OTHER			10	10	AUTRE		
<b>COMMODITY TOTAL</b>					<b>21</b>	<b>21</b>		<b>TOTAL DE MARCHANDISE</b>	
MISC. FABRICATED PROD.		SWEDN			4	4	SUEDE	OUVRAGES DIVERS	
TRACTORS		U K			649	649	R U	TRACTEURS	
		SWEDN	7		69	76	SUEDE		
		OTHER	8		429	437	AUTRE		
<b>COMMODITY TOTAL</b>			<b>15</b>		<b>1 147</b>	<b>1 162</b>		<b>TOTAL DE MARCHANDISE</b>	
MACHINERY NES		U K	175		16	191	R U	MACHINES NDA	
		NORW			15	15	NORV		
		SWEDN	931		520	1 451	SUEDE		
		U S A			506	506	E-U		
		OTHER	181		461	642	AUTRE		
<b>COMMODITY TOTAL</b>			<b>1 287</b>		<b>1 518</b>	<b>2 805</b>		<b>TOTAL DE MARCHANDISE</b>	
PASS. AUTOS AND CHASSIS		U K			1	1	R U	VOITURES PART., CHASSIS	
		SWEDN	46		2	48	SUEDE		
		OTHER			3	51	AUTRE		
<b>COMMODITY TOTAL</b>			<b>48</b>		<b>116</b>	<b>116</b>		<b>TOTAL DE MARCHANDISE</b>	
BUSES AND CHASSIS		U K			458	458	R U	AUTOBUS ET CHASSIS	
TRUCKS AND CHASSIS		NORW			1 000	1 000	NORV	CAMIONS ET CHASSIS	
		OTHER			1 458	1 458	AUTRE		
<b>COMMODITY TOTAL</b>					<b>1 458</b>	<b>1 458</b>		<b>TOTAL DE MARCHANDISE</b>	
MOTOR VEHICLE ENGINES		U K			18	18	R U	MOTEURS DE VEH. AUTOM.	
		NORW			43	43	NORV		
		SWEDN	64		64	64	SUEDE		
<b>COMMODITY TOTAL</b>			<b>64</b>		<b>61</b>	<b>125</b>		<b>TOTAL DE MARCHANDISE</b>	
ROAD MOTOR VEH. NES		OTHER			3	3	AUTRE	VEH. AUTOM. ROUTIERS NDA	
RUBBER TIRES AND TUBES		OTHER			12	12	AUTRE	PNEUS, CHAMBRES A AIR	
EQUIPMENT MISC.		U K	6		40	46	R U	MATERIEL DIVERS	
		GER			9	9	ALL		
		NORW			2	2	NORV		
		SWEDN	65		65	65	SUEDE		
		PANAM			69	69	PANAM		
		U S A			2	2	E-U		
		OTHER	27		27	27	AUTRE		
<b>COMMODITY TOTAL</b>			<b>98</b>		<b>122</b>	<b>220</b>		<b>TOTAL DE MARCHANDISE</b>	
PERSONAL, HOUSEHOLD GOODS		GER			3	3	ALL	ART. PERS. ET MENAGERS	
		GREEK			1	1	GRECQ		
		NORW			31	31	NORV		
		PANAM			7	7	PANAM		
		U S A			8	8	E-U		
		OTHER			47	47	AUTRE		
<b>COMMODITY TOTAL</b>					<b>97</b>	<b>97</b>		<b>TOTAL DE MARCHANDISE</b>	
CENTAINERS, CLOSURES		PANAM			274	274	PANAM	CONTENEURS, FERMETURES	
MISC. END PRODUCTS NES		GER			9	9	ALL	PRODUITS FINIS DIV. NDA	
		NORW			198	198	NORV		
		PANAM			134	134	PANAM		
		OTHER			433	433	AUTRE		
<b>COMMODITY TOTAL</b>					<b>774</b>	<b>774</b>		<b>TOTAL DE MARCHANDISE</b>	
GENERAL CARGO		U K			608	608	R U	MARCHANDISES DIVERSES	
		GER			4	4	ALL		
		SWEDN			645	645	SUEDE		
		OTHER			471	471	AUTRE		
<b>COMMODITY TOTAL</b>					<b>1 728</b>	<b>1 728</b>		<b>TOTAL DE MARCHANDISE</b>	
CONTAINERIZED FREIGHT		U K	33 102		483	33 585	R U	FRET CONTEN. ORG. NDA	
		GER	42 365		7 167	49 532	ALL		
		GREEK			2 133	2 133	GRECQ		
		NORW			547	547	NORV		
		SWEDN	27 813		27 813	27 813	SUEDE		
		LIBER	44		1 044	1 088	LIBER		
		PANAM	1 191		613	1 804	PANAM		
		U S A			28 628	28 628	E-U		

TABLE 18. COMMODITIES LOADED FOR FOREIGN COUNTRIES BY COUNTRY OF DESTINATION, REGISTRY OF VESSEL AND CANADIAN REGION - 1977

TABLEAU 18. MARCHANDISES CHARGÉES À DESTINATION DE PAYS ÉTRANGERS SELON LE PAYS DE DESTINATION, L'IMMATRICULATION DU NAVIRE ET LA RÉGION DU CANADA - 1977

		METRIC TONNES - TONNES METRIQUE						
COUNTRY OF DESTINATION AND KIND OF CARGO	REGISTRY OF VESSEL	ATLANTIC ATLANTIQUE	GREAT LAKES GRANDS LACS	PACIFIC PACIFIQUE	TOTAL TOTAL	IMMATRIC. DU NAVIRE	PAYS DE DESTINATION ET MARCHANDISE	
<b>AUSTRALIA CONT.</b>							<b>AUSTRALIE SUITE</b>	
OTHER		12 811		6 195	19 006	AUTRE		
COMMODITY TOTAL		117 326		46 810	164 136		TOTAL DE MARCHANDISE	
COUNTRY/REGION TOTAL		191 878*	*	788 845*	980 723*		TOTAL DE PAYS/REGION	
<b>FIJI</b>							<b>FIDJI</b>	
FISH, FRESH OR FROZEN	U K			3	3	R U	POISSON, FRAIS OU CONG.	
FISH, SALTED OR CURED	U K			5	5	P U	POISSON, SALE OU FUME	
FISH, CANNED	U K			16	16	R U	POISSON EN BOITES	
APPLES	U K			20	20	R U	POMMES	
CONC. COMPLETE FEEDS	U K			2	2	R U	CONC., PROV. COMPLETES	
DIST. ALCOHOLIC BEV.	U K			5	5	R U	BOISS. ALCOH. DIST.	
TEXTILE FIBRES NES	U K			1	1	R U	FIBRES TEXTILES NDA	
NEWSPRINT PAPER	U K			10	10	R U	PAPIER JOURNAL	
PAPER NES	U K			277	277	R U	PAPIER NDA	
TEXTILE FAB. MTL NES	U K			4	4	R U	OUVR. EN MAT. TEXT. NDA	
	SWEDN			1	1	SUEDE		
COMMODITY TOTAL				5	5		TOTAL DE MARCHANDISE	
AGRICULTURAL CHEMICALS	U K			6	6	R U	PROD. CHIM. AGRICOLES	
CEMENT BASIC PROD.	U K			2	2	R U	OUVR. DE BASE CIMENT	
MISC. FABRICATED PROD.	U K			6	6	R U	OUVRAGES DIVERS	
MACHINERY NES	U K			1	1	R U	MACHINES NDA	
MOTOR VEHICLE ENGINES	U K			2	2	R U	MOTEURS DE VEH. AUTOM.	
ROAD MOTOR VEH. NES	U K			3	3	R U	VEH. AUTOM. ROUTIERS NDA	
EQUIPMENT MISC.	U K			96	96	R U	MATERIEL DIVERS	
PERSONAL, HOUSEHOLD GOODS	U K			112	112	R U	ART. PERS. ET MENAGERS	
CONTAINERS, CLOSURES	U K			1	1	R U	CONTENEURS, FERMETURES	
MISC. END PRODUCTS NES	U K			11	11	R U	PRODUITS FINIS DIV. NDA	
	SWEDN			1	1	SUEDE		
COMMODITY TOTAL				12	12		TOTAL DE MARCHANDISE	
GENERAL CARGO	U K			41	41	R U	MARCHANDISES DIVERSES	
	SWEDN			78	78	SUEDE		
COMMODITY TOTAL				119	119		TOTAL DE MARCHANDISE	
COUNTRY/REGION TOTAL		*	*	704*	704*		TOTAL DE PAYS/REGION	
<b>NEW ZEALAND</b>							<b>NOUV.-ZELANDE</b>	
FISH, FRESH OR FROZEN	U K			62	62	R U	POISSON, FRAIS OU CONG.	
	U S A			10	10	E-U		
COMMODITY TOTAL				72	72		TOTAL DE MARCHANDISE	
FISH, CANNED	U K			223	223	R U	POISSON EN BOITES	
	GER			24	24	ALL		
COMMODITY TOTAL				247	247		TOTAL DE MARCHANDISE	
MISC. FOOD PREP. NES	U S A			4	4	E-U	DIV. PREP. ALIM. NDA	
ASBESTOS	U K			1 951	1 951	R U	AMIANTE	
SULPHUR IN CRYS	GREEK			102 976	102 976	GREEK	SOUFRE EN MINERAJ	
	NORV			77 395	77 395	NORV		
	LIBER			25 508	25 508	LIBER		
COMMODITY TOTAL				205 879	205 879		TOTAL DE MARCHANDISE	
LUMBER AND TIMBER	U K			938	938	R U	BOIS D'OEUVRE ET CHARP.	
SHINGLES AND SHAKES	U K			3	3	R U	BARDEAUX, BARD. FACADE	
PULP	U K			399	399	R U	PATE	
POTASH	GREEK			19 090	19 090	GREEK	POTASSE	
FERTILIZERS NES	GREEK			552	552	GREEK	ENGRAIS CHIMIQUE NDA	
	NORV			3 538	3 538	NORV		
COMMODITY TOTAL				4 090	4 090		TOTAL DE MARCHANDISE	
PLASTIC MATERIALS	U K			3	3	R U	MATIERES PLASTIQUES	
GASOLINE	OTHER	10 723			10 723	AUTRE	ESSENCE	
STRUCTURAL SHAPES	U K			5	5	R U	PROFILES DE CONSTRUCT.	
COPPER AND ALLOYS	U K			15	15	R U	CUivre ET ALLIAGES	
METAL FAB. BASIC PROD.	U K			2	2	R U	OUVR. DE BASE EN METAL	
NON-MET. MIN. BASIC PROD.	U K			2	2	R U	PROD. MIN. NON-MET. BASE	
	SWEDN			5	5	SUEDE		
COMMODITY TOTAL		5		2	7		TOTAL DE MARCHANDISE	
TRACTORS	U K			93	93	R U	TRACTEURS	
MACHINERY NES	U K	2 477		61	2 538	R U	MACHINES NDA	
	GER			8	8	ALL		
	OTHER	749			749	AUTRE		
COMMODITY TOTAL		3 226		69	3 295		TOTAL DE MARCHANDISE	
PASS. AUTOS AND CHASSIS	U K			33	33	R U	VOITURES PART., CHASSIS	
TRUCKS AND CHASSIS	U K			2	2	R U	CAMIONS ET CHASSIS	
MOTOR VEHICLE ENGINES	U S A			2	2	E-U	MOTEURS DE VEH. AUTOM.	
SHIPS, AIRCRAFT, MIS. VEH	U K			13	13	R U	NAVIRES, AVIONS, VEH. DIV	
EQUIPMENT MISC.	U K	214		106	320	R U	MATERIEL DIVERS	
	U S A			1	1	E-U		
	OTHER	252			252	AUTRE		
COMMODITY TOTAL		466		107	573		TOTAL DE MARCHANDISE	
PERSONAL, HOUSEHOLD GOODS	U K			17	17	R U	ART. PERS. ET MENAGERS	
	GER			1	1	ALL		
	SWEDN			7	7	SUEDE		
COMMODITY TOTAL		7		18	25		TOTAL DE MARCHANDISE	
CONTAINERS, CLOSURES	U K			5	5	R U	CONTENEURS, FERMETURES	
GENERAL CARGO	U K			7	7	R U	MARCHANDISES DIVERSES	
CONTAINERIZED FREIGHT	U K	9 800		4	9 804	R U	FRET CONTENEURESE	

TABLE 18. COMMODITIES LOADED FOR FOREIGN COUNTRIES BY COUNTRY OF DESTINATION, REGISTRY OF VESSEL AND CANADIAN REGION - 1977

TABLEAU 18. MARCHANDISES CHARGÉES A DESTINATION DE PAYS ÉTRANGERS SELON LE PAYS DE DESTINATION, L'IMMATRICULATION DU NAVIRE ET LA RÉGION DU CANADA - 1977

COUNTRY OF DESTINATION AND KIND OF CARGO		REGISTRY OF VESSEL	ATLANTIC ATLANTIQUE	GREAT LAKES GRANDS LACS	PACIFIC PACIFIQUE	TOTAL TOTAL	IMMATIC. DU NAVIRE	PAYS DE DESTINATION ET MARCHANDISE
NEW ZEALAND CONT.		GER	14 677		671	15 348	ALL	NOUV.- ZELANDE SUITE
		SWEDN	4 136			4 136	SUEDE	
		U S A			599	599	E-U	
		OTHER	2 953			2 953	AUTRE	
COMMODITY TOTAL			31 566		1 274	32 840		TOTAL DE MARCHANDISE
COUNTRY/REGION TOTAL			45 993*	*	234 323*	280 316*		TOTAL DE PAYS/REGION
BR. OCEANIA NES LUMBER AND TIMBER CONTAINERIZED FREIGHT		OTHER			13	13	AUTRE	OCEANIE BR. NDA BOIS D'OEUVRE ET CHARP. FRET CONTENEURESE
		U S A			4	4	E-U	
COUNTRY/REGION TOTAL			*	*	17*	17*		TOTAL DE PAYS/REGION
FR. OCEANIA FISH, FRESH OR FROZEN FISH, CANNED		U S A			1	1	E-U	OCEANIE FR. POISSON, FRAIS OU CONG. POISSON EN BOITES
		U K			2	2	R U	
		U S A			9	9	E-U	
		OTHER			2	2	AUTRE	
COMMODITY TOTAL					13	13		TOTAL DE MARCHANDISE
SHELL FISH, NES		LIBER			3	3	LIBER	MOLLUSQUES CRUST., NDA POMMES
APPLES		U S A			16	16	E-U	
SUGAR, NES		U S A			1 801	1 801	E-U	SUCRE, NDA
BOLTS, ROUND TIMBER		LIBER			230	230	LIBER	BILLOTS, BOIS Ronds
SULPHUR IN ORES		NORV			11 000	11 000	NORV	SOUFRE EN MINERAL
LUMBER AND TIMBER		LIBER			131	131	LIBER	BOIS D'OEUVRE ET CHARP.
SHINGLES AND SHAKES		SWEDN			1	1	SUEDE	BARDEAUX, BARD, FACADE
COMMODITY TOTAL		LIBER			13	13	LIBER	TOTAL DE MARCHANDISE
VENEER, PLYWOOD		LIBER			92	92	LIBER	PLACAGES, CONTRE-PLAQ.
BLDG. PAPER AND BOARD		U S A			12	12	E-U	PLAQ. CONSTR., PAP/ CART.
SHIPS, AIRCRAFT, MIS. VEH		LIBER			4	4	LIBER	NAVIRES, AVIONS, VEH. DIV.
PERSONAL, HSEHOLD GOODS		U S A			37	37	E-U	ART. PERS. ET MENAGES
GENERAL CARGO		OTHER			3	3	AUTRE	MARCHANDISES DIVERSES
CONTAINERIZED FREIGHT		U S A			2 161	2 161	E-U	FRET CONTENEURESE
COUNTRY/REGION TOTAL			*	*	15 518*	15 518*		TOTAL DE PAYS/REGION
U.S. OCEANIA FISH, FRESH OR FROZEN SHELL FISH, NES SUGAR, NES NEWSPRINT PAPER CONTAINERIZED FREIGHT		U S A			13	13	E-U	OCEANIE E-U. POISSON, FRAIS OU CONG. MOLLUSQUES CRUST., NDA SUCRE, NDA PAPIER JOURNAL FRET CONTENEURESE
		U S A			2	2	E-U	
		U S A			93	93	E-U	
		U S A			8	8	E-U	
		U S A			945	945	E-U	
COUNTRY/REGION TOTAL			*	*	1 061*	1 061*		TOTAL DE PAYS/REGION
BANGLADESH MILK POWDER		U K	145			145	R U	BANGLADESH LAIT EN POUORE
		GREEK	87			87	GREECQ	
		OTHER	2 001		128	2 129	AUTRE	
COMMODITY TOTAL			2 233		128	2 361		TOTAL DE MARCHANDISE
WHEAT		U K	30 300			30 300	R U	BLE
		GREEK	124 173			124 173	GREECQ	
		NORV			34 215	34 215	NORV	
		LIBER	41 353		30 784	72 137	LIBER	
COMMODITY TOTAL			195 826		64 999	260 825		TOTAL DE MARCHANDISE
RAPESEED		LIBER		17 530		17 530	LIBER	GRAINE DE COLZA
ASBESTOS		GREEK	182			182	GREECQ	AMIANTE
		OTHER	165			165	AUTRE	
COMMODITY TOTAL			347			347		TOTAL DE MARCHANDISE
COTTON, TEXTILE WASTE PULP		U K	63			63	R U	DECHETS DE COTON, TEXT. PATE
		GREEK			4 255	4 255	GREECQ	
		LIBER			2 049	2 049	LIBER	
		OTHER			580	580	AUTRE	
COMMODITY TOTAL					6 884	6 884		TOTAL DE MARCHANDISE
NEWSPRINT PAPER		OTHER	9			9	AUTRE	PAPIER JOURNAL
VEG. OILS, FATS NES		GREEK			11 679	11 679	GREECQ	HUIL, MAT. GRAS. VEG. NDA
POTASH		LIBER			11 020	11 020	LIBER	POTASSE
ALUMINUM		U K	237			237	R U	ALUMINIUM
		OTHER	9		840	849	AUTRE	
COMMODITY TOTAL			246		840	1 086		TOTAL DE MARCHANDISE
COPPER AND ALLOYS		U K	92			92	R U	CUIVRE ET ALLIAGES
		OTHER	432			432	AUTRE	
COMMODITY TOTAL			524			524		TOTAL DE MARCHANDISE
METAL FAB. BASIC PROD.		OTHER	881			881	AUTRE	OUVR. DE BASE EN METAL
MACHINERY NES		OTHER	2		1	3	AUTRE	MACHINES NDA
RAILWAY ROLLING STOCK		OTHER	563		3	566	AUTRE	MAT. RDUL. DE CH. DE FER
EQUIPMENT MISC.		OTHER	28			28	AUTRE	MATERIEL DIVERS
PERSONAL, HSEHOLD GOODS		OTHER	10		8	18	AUTRE	ART. PERS. ET MENAGES
MISC. END PRODUCTS NES		OTHER	3		1	4	AUTRE	PRODUITS FINIS DIV. NDA
CONTAINERIZED FREIGHT		OTHER	199			199	AUTRE	FRET CONTENEURESE
COUNTRY/REGION TOTAL			200 934*	17 531*	95 562*	314 027*		TOTAL DE PAYS/REGION



TABLE 18. COMMODITIES LOADED FOR FOREIGN COUNTRIES BY COUNTRY OF DESTINATION, REGISTRY OF VESSEL AND CANADIAN REGION - 1977

TABLÉAU 18. MARCHANDISES CHARGÉES À DESTINATION DE PAYS ÉTRANGERS SELON LE PAYS DE DESTINATION, L'IMMATRICULATION DU NAVIRE ET LA RÉGION DU CANADA - 1977

COUNTRY OF DESTINATION AND KIND OF CARGO	REGISTRY OF VESSEL	METRIC TONNES - TONNES MÉTRIQUE			TOTAL TOTAL	IMMATIC. DU NAVIRE	PAYS DE DESTINATION ET MARCHANDISE
		ATLANTIC ATLANTIQUE	GREAT LAKES GRANDS LACS	PACIFIC PACIFIQUE			
<b>GUYANA</b>							
FISH, FRESH OR FROZEN	PANAM	133			133	PANAM	GUYANE
MILK POWDER	GER	28			28	ALL	POISSON, FRAIS OU CONG.
	NORW	132			132	NORV	LAIT EN POUDRE
<b>COMMODITY TOTAL</b>		<b>160</b>			<b>160</b>		<b>TOTAL DE MARCHANDISE</b>
WHEAT FLOUR	GER	79			79	ALL	FARINE DE BLE
	SWEDN	30			30	SUEDE	
<b>COMMODITY TOTAL</b>		<b>109</b>			<b>109</b>		<b>TOTAL DE MARCHANDISE</b>
CEREALS MILLED, NES	SWEDN	13			13	SUEDE	CEREALES MOULUES, NDA
MACARONI, CEREAL PROD.	GER	2			2	ALL	PATES ALIM. PROD. CEREAL
VINEGAR	SWEDN	5			5	SUEDE	VINAIGRE
MISC. FOOD PREP. NES	GER	27			27	ALL	DIV. PREP. ALIM. NDA
	NORW	16			16	NORV	
	SWEDN	15			15	SUEDE	
<b>COMMODITY TOTAL</b>		<b>58</b>			<b>58</b>		<b>TOTAL DE MARCHANDISE</b>
CONC. COMPLETE FEEDS	SWEDN	1			1	SUEDE	CONC., PROV. COMPLETES
SALT	GER	2 010			2 010	ALL	SEL
	NORW	20			20	NORV	
	SWEDN	454			454	SUEDE	
<b>COMMODITY TOTAL</b>		<b>2 484</b>			<b>2 484</b>		<b>TOTAL DE MARCHANDISE</b>
LUMBER AND TIMBER	NORW	121			121	NORV	BOIS D'OEUVRE ET CHARP.
COOPEPAGE STOCK	GER	261			261	ALL	DEMI-PROD. TONNELLERIE
	SWEDN	293			293	SUEDE	
<b>COMMODITY TOTAL</b>		<b>554</b>			<b>554</b>		<b>TOTAL DE MARCHANDISE</b>
WOOD FAB. MATERIALS	NORW	14			14	NORV	DEMI-PRODUITS EN BOIS
NEWSPRINT PAPER	GER	228			228	ALL	PAPIER JOURNAL
	NORW	550			550	NORV	
	SWEDN	344			344	SUEDE	
<b>COMMODITY TOTAL</b>		<b>1 122</b>			<b>1 122</b>		<b>TOTAL DE MARCHANDISE</b>
PAPER NES	GER	856			856	ALL	PAPIER NDA
	NORW	82			82	NORV	
	SWEDN	344			344	SUEDE	
<b>COMMODITY TOTAL</b>		<b>1 282</b>			<b>1 282</b>		<b>TOTAL DE MARCHANDISE</b>
PAPERBOARD	GER	5			5	ALL	CARTON
TEXTILE FAB. MTL NES	GER	8			8	ALL	DUVR. EN MAT. TEXT. NDA
	NORW	6			6	NORV	
	SWEDN	24			24	SUEDE	
<b>COMMODITY TOTAL</b>		<b>38</b>			<b>38</b>		<b>TOTAL DE MARCHANDISE</b>
INORGANIC CHEMS. NES	GER	9			9	ALL	PROD. CHIM. INORG. NDA
	SWEDN	6			6	SUEDE	
<b>COMMODITY TOTAL</b>		<b>15</b>			<b>15</b>		<b>TOTAL DE MARCHANDISE</b>
ORGANIC CHEMICALS NES	GER	4			4	ALL	PROD. CHIM. ORG. NDA
PLASTIC MATERIALS	GER	2			2	ALL	MATIERES PLASTIQUES
DYESTUFF, PIGMENT, PAINT	SWEDN	1			1	SUEDE	MAT. COLOR. PIG. PEINTURE
LUBRICATING OIL, GREASE	SWEDN	1			1	SUEDE	HUILE, GRAISSE LUBRIF.
PETROL, COAL PROD. NES	GER	10			10	ALL	DERIVE PETR. CHARB. NDA
PLATE & SHEET STEEL	GER	17			17	ALL	TOLES, FEUILLES D'ACIER
PIPES, TUBES: IRON, STEEL	NORW	29			29	NORV	TUYAUX, TUBES: FER, ACIER
WIRE	GER	31			31	ALL	FIL METALLIQUE
	SWEDN	1			1	SUEDE	
<b>COMMODITY TOTAL</b>		<b>32</b>			<b>32</b>		<b>TOTAL DE MARCHANDISE</b>
METAL FAB. BASIC PROD.	GER	12			12	ALL	OUVR. DE BASE EN METAL
	SWEDN	2			2	SUEDE	
<b>COMMODITY TOTAL</b>		<b>14</b>			<b>14</b>		<b>TOTAL DE MARCHANDISE</b>
NON-MET. MIN. BASIC PROD	SWEDN	5			5	SUEDE	PROD. MIN. NON-MET. BASE
MACHINERY NES	GER	8			8	ALL	MACHINES NDA
	NORW	67			67	NORV	
	SWEDN	39			39	SUEDE	
<b>COMMODITY TOTAL</b>		<b>114</b>			<b>114</b>		<b>TOTAL DE MARCHANDISE</b>
PASS. AUTOS AND CHASSIS	GER	5			5	ALL	VOITURES PART., CHASSIS
	NORW	1			1	NORV	
	SWEDN	6			6	SUEDE	
<b>COMMODITY TOTAL</b>		<b>12</b>			<b>12</b>		<b>TOTAL DE MARCHANDISE</b>
MOTOR VEHICLE ENGINES	GER	5			5	ALL	MOTEURS DE VEH. AUTOM.
	NORW	12			12	NORV	
<b>COMMODITY TOTAL</b>		<b>17</b>			<b>17</b>		<b>TOTAL DE MARCHANDISE</b>
ROAD MOTOR VEH. NES	GER	6			6	ALL	VEH. AUTOM. ROUTIERS NDA
RUBBER TIRES AND TUBES	GER	18			18	ALL	PNEUS, CHAMBRES A AIR
	NORW	5			5	NORV	
<b>COMMODITY TOTAL</b>		<b>23</b>			<b>23</b>		<b>TOTAL DE MARCHANDISE</b>
EQUIPMENT MISC.	GER	20			20	ALL	MATERIEL DIVERS
	NORW	34			34	NORV	
	SWEDN	7			7	SUEDE	
<b>COMMODITY TOTAL</b>		<b>61</b>			<b>61</b>		<b>TOTAL DE MARCHANDISE</b>
PERSONAL, HSEMCLD GOODS	GER	16			16	ALL	ART. PERS. ET MENAGERS
	NORW	5			5	NORV	
	SWEDN	3			3	SUEDE	
<b>COMMODITY TOTAL</b>		<b>24</b>			<b>24</b>		<b>TOTAL DE MARCHANDISE</b>
CONTAINERS, CLOSURES	GER	307			307	ALL	CONTENEURS, FERMETURES
	NORW	88			88	NORV	
	SWEDN	28			28	SUEDE	
<b>COMMODITY TOTAL</b>		<b>423</b>			<b>423</b>		<b>TOTAL DE MARCHANDISE</b>
MISC. END PRODUCTS NES	GER	24			24	ALL	PRODUITS FINIS DIV. NDA
	NORW	4			4	NORV	
	SWEDN	12			12	SUEDE	
<b>COMMODITY TOTAL</b>		<b>40</b>			<b>40</b>		<b>TOTAL DE MARCHANDISE</b>
GENERAL CARGO	GER	17			17	ALL	MARCHANDISES DIVERSES

TABLE 18. COMMODITIES LOADED FOR FOREIGN COUNTRIES BY COUNTRY OF DESTINATION, REGISTRY OF VESSEL AND CANADIAN REGION - 1977

TABLEAU 18. MARCHANDISES CHARGÉES A DESTINATION DE PAYS ÉTRANGERS SELON LE PAYS DE DESTINATION, L'IMMATRICULATION DU NAVIRE ET LA RÉGION DU CANADA - 1977

		METRIC TONNES - TONNES MÉTRIQUE						
COUNTRY OF DESTINATION AND KIND OF CARGO	REGISTRY OF VESSEL	ATLANTIC ATLANTIQUE	GREAT LAKES GRANDS LACS	PACIFIC PACIFIQUE	TOTAL TOTAL	IMMATIC. DU NAVIRE	PAYS DE DESTINATION ET MARCHANDISE	
<b>GUYANA</b>	<b>CONT.</b>						<b>GUYANE SUITE</b>	
	NORW	42			42	NORV		
	SWEON	9			9	SUEDE		
<b>COMMODITY TOTAL</b>		<b>68</b>			<b>68</b>		<b>TOTAL DE MARCHANDISE</b>	
<b>CONTAINERIZED FREIGHT</b>	GER	217			217	ALL	<b>FRET CONTENEURESE</b>	
	NORW	251			251	NORV		
	SWEON	448			448	SUEDE		
<b>COMMODITY TOTAL</b>		<b>916</b>			<b>916</b>		<b>TOTAL DE MARCHANDISE</b>	
<b>COUNTRY/REGION TOTAL</b>		<b>7 935*</b>	<b>*</b>	<b>*</b>	<b>7 935*</b>		<b>TOTAL DE PAYS/REGION</b>	
<b>ARGENTINA</b>							<b>ARGENTINE</b>	
<b>MILK POWDER</b>	GREEK	838			838	GREGQ	<b>LAIT EN POUËRE</b>	
	OTHER	1 301			1 301	AUTRE		
<b>COMMODITY TOTAL</b>		<b>2 139</b>			<b>2 139</b>		<b>TOTAL DE MARCHANDISE</b>	
<b>DAIRY PROD., EGGS, HONEY</b>	GREEK	454			454	GREGQ	<b>PROD. LAIT., OEUFS, MIEL</b>	
<b>WHEAT FLOUR</b>	OTHER	18			18	AUTRE	<b>FARINES DE BLE</b>	
<b>POTATOES</b>	GER	1 197			1 197	ALL	<b>POMMES DE TERRE</b>	
	OTHER	764			764	AUTRE		
<b>COMMODITY TOTAL</b>		<b>1 961</b>			<b>1 961</b>		<b>TOTAL DE MARCHANDISE</b>	
<b>SUGAR PREPARATIONS</b>	OTHER	7			7	AUTRE	<b>PREP. A BASE DE SUCRE</b>	
<b>MISC. FEED PREP. NES</b>	OTHER	5			5	AUTRE	<b>OIV. PREP. ALIM. NDA</b>	
<b>HAY, FORAGE, STRAW</b>	OTHER	177			177	AUTRE	<b>FDIN, FOURRAGE, PAILLE</b>	
<b>DIST. ALCOHOLIC BEV.</b>	OTHER	4			4	AUTRE	<b>BOISS. ALCOOL. DIST.</b>	
<b>TOBACCO NES</b>	OTHER	4			4	AUTRE	<b>TABACS NDA</b>	
<b>SEEDS FOR SOWING NES</b>	GREEK	27			27	GREGQ	<b>GRAINES DE SEMENCE NDA</b>	
	OTHER	170		41	211	AUTRE		
<b>COMMODITY TOTAL</b>		<b>197</b>		<b>41</b>	<b>238</b>		<b>TOTAL DE MARCHANDISE</b>	
<b>ORES AND CONC. NES</b>	OTHER	15			15	AUTRE	<b>MINERAIS ET CONC. NDA</b>	
<b>IRON AND STEEL SCRAP</b>	GREEK	18 289			18 289	GREGQ	<b>DECHETS DE FER, D'ACIER</b>	
<b>COAL, BITUMINOUS</b>	OTHER			24 993	24 993	AUTRE	<b>CHARBON BITUMINEUX</b>	
<b>ASBESTOS</b>	GREEK	1 832			1 832	GREGQ	<b>AMIANTE</b>	
	OTHER	11 018		1 565	12 583	AUTRE		
<b>COMMODITY TOTAL</b>		<b>12 850</b>		<b>1 565</b>	<b>14 415</b>		<b>TOTAL DE MARCHANDISE</b>	
<b>CLAY MATERIALS NES</b>	OTHER	5			5	AUTRE	<b>MATIERES ARGIL. NDA</b>	
<b>SULPHUR IN ORES</b>	PANAM			14 996	14 996	PANAM	<b>SOUFRE EN MINERAL</b>	
	OTHER			16 913	16 913	AUTRE		
<b>COMMODITY TOTAL</b>				<b>31 909</b>	<b>31 909</b>		<b>TOTAL DE MARCHANDISE</b>	
<b>RUBBER FAB. MATERIALS</b>	GREEK	1			1	GREGQ	<b>DEMI-PROD. CAOUTCHOUC</b>	
	OTHER	1			1	AUTRE		
<b>COMMODITY TOTAL</b>		<b>2</b>			<b>2</b>		<b>TOTAL DE MARCHANDISE</b>	
<b>LUMBER AND TIMBER</b>	NORW			365	365	NORV	<b>BOIS D'OEUVRE ET CHARP.</b>	
	LIBER			529	529	LIBER		
	OTHER	5		1 286	1 291	AUTRE		
<b>COMMODITY TOTAL</b>		<b>5</b>		<b>2 180</b>	<b>2 185</b>		<b>TOTAL DE MARCHANDISE</b>	
<b>PULP</b>	GREEK	294			294	GREGQ	<b>PATE</b>	
	NORW			5 309	5 309	NORV		
	LIBER			500	500	LIBER		
	U S A			161	161	E-U		
	OTHER	955		8 832	9 787	AUTRE		
<b>COMMODITY TOTAL</b>		<b>1 249</b>		<b>14 802</b>	<b>16 051</b>		<b>TOTAL DE MARCHANDISE</b>	
<b>NEWSPRINT PAPER</b>	GREEK	8 407			8 407	GREGQ	<b>PAPIER JOURNAL</b>	
	NORW	1 500		1 190	2 690	NORV		
	LIBER			1 134	1 134	LIBER		
	OTHER	34 498		14 069	48 567	AUTRE		
<b>COMMODITY TOTAL</b>		<b>44 405</b>		<b>16 393</b>	<b>60 798</b>		<b>TOTAL DE MARCHANDISE</b>	
<b>PAPER NES</b>	OTHER	36			36	AUTRE	<b>PAPIER NDA</b>	
<b>BLDG. PAPER AND BOARD</b>	OTHER	1			1	AUTRE	<b>PLAQ. CONSTR., PAP/CART.</b>	
<b>WET MACHINE BOARD</b>	OTHER	1			1	AUTRE	<b>CARTON EN PATE PRESSE</b>	
<b>TEXTILE FAB. MTL NES</b>	OTHER	18			18	AUTRE	<b>OUVR. EN MAT. TEXT. NDA</b>	
<b>METALLIC SALTS</b>	OTHER	2			2	AUTRE	<b>SELS METALLIQUES</b>	
<b>INORGANIC CHEMS. NES</b>	OTHER	195			195	AUTRE	<b>PROD. CHIM. INORG. NDA</b>	
<b>GLYCOL</b>	GREEK	3			3	GREGQ	<b>GLYCOL</b>	
	OTHER	26			26	AUTRE		
<b>COMMODITY TOTAL</b>		<b>29</b>			<b>29</b>		<b>TOTAL DE MARCHANDISE</b>	
<b>ORGANIC CHEMICALS NES</b>	U S A			25	25	E-U	<b>PROD. CHIM. ORG. NDA</b>	
	OTHER	448		40	488	AUTRE		
<b>COMMODITY TOTAL</b>		<b>448</b>		<b>65</b>	<b>513</b>		<b>TOTAL DE MARCHANDISE</b>	
<b>FERTILIZERS NES</b>	OTHER	3			3	AUTRE	<b>ENGRAIS CHIMIQUE NDA</b>	
<b>AGRICULTURAL CHEMICALS</b>	OTHER	4			4	AUTRE	<b>PROD. CHIM. AGRICOLES</b>	
<b>SYNTHETIC RUBBER</b>	OTHER	44			44	AUTRE	<b>CAOUTCHOUC SYNTHETIQUE</b>	
<b>PLASTIC MATERIALS</b>	OTHER	221		45	266	AUTRE	<b>MATIERES PLASTIQUES</b>	
<b>DYESTUFF, PIGMENT, PAINT</b>	OTHER	17			17	AUTRE	<b>MAT. COLOR. PIG. PEINTURE</b>	
<b>CHEM. SPECIALTIES NES</b>	GREEK	2			2	GREGQ	<b>PROD. CHIM. SPECIAUX NDA</b>	
	OTHER	171			171	AUTRE		
<b>COMMODITY TOTAL</b>		<b>173</b>			<b>173</b>		<b>TOTAL DE MARCHANDISE</b>	
<b>COAL TAR, PITCH</b>	OTHER	64			64	AUTRE	<b>GOUDRON, BRAT DE BOIS</b>	
<b>PETROL. COAL PROD. NES</b>	GREEK	5			5	GREGQ	<b>ORIVE PETR. CHARB. NDA</b>	
	OTHER	28			28	AUTRE		
<b>COMMODITY TOTAL</b>		<b>33</b>			<b>33</b>		<b>TOTAL DE MARCHANDISE</b>	
<b>FERRO-ALLYS</b>	OTHER	16			16	AUTRE	<b>FERRO-ALLIAGES</b>	
<b>PRIMARY IRON, STEEL NES</b>	OTHER	80			80	AUTRE	<b>FER, ACIER PRIMAIRE</b>	
<b>BAR AND RODS, STEEL</b>	OTHER	18			18	AUTRE	<b>BARRES ET TIGES ACIER</b>	
<b>PLATE &amp; SHEET STEEL</b>	OTHER	160		24	184	AUTRE	<b>TOLES, FEUILLES D'ACIER</b>	
<b>STRUCTURAL SHAPES</b>	OTHER	94			94	AUTRE	<b>PROFILES DE CONSTRUCT.</b>	
<b>PIPES, TUBES: IRON, STEEL</b>	OTHER	257			257	AUTRE	<b>TUYAUX, TUBES: FER, ACIER</b>	

TABLE 18. COMMODITIES LOADED FOR FOREIGN COUNTRIES BY COUNTRY OF DESTINATION, REGISTRY OF VESSEL AND CANADIAN REGION - 1977

TABLEAU 18. MARCHANDISES CHARGÉES À DESTINATION DE PAYS ÉTRANGERS SELON LE PAYS DE DESTINATION, L'IMMATRICULATION

DU NAVIRE ET LA RÉGION DU CANADA - 1977

METRIC TONNES - TONNES MÉTRIQUE

COUNTRY OF DESTINATION AND KIND OF CARGO	REGISTRY OF VESSEL	ATLANTIC ATLANTIQUE	GREAT LAKES GRANDS LACS	PACIFIC PACIFIQUE	TOTAL TOTAL	IMMATIC. DU NAVIRE	PAYS DE DESTINATION ET MARCHANDISE
<b>ARGENTINA CONT.</b>							
WIRE	U S A			7	7	E-U	ARGENTINE SUITE
ALUMINUM	U S A			651	651	E-U	FIL MÉTALLIQUE
	OTHER	23			23	AUTRE	ALUMINIUM
COMMODITY TOTAL		23		651	674		TOTAL DE MARCHANDISE
NICKEL AND ALLOYS	GREEK	6			6	GRECQ	NICKEL ET ALLIAGES
	U S A			8	8	E-U	
	OTHER	33		7	40	AUTRE	
COMMODITY TOTAL		39		15	54		TOTAL DE MARCHANDISE
ZINC AND ALLOYS	NORW			122	122	NORV	ZINC ET ALLIAGES
NON-FERROUS METALS NES	U S A			1	1	E-U	MÉTAUX NON-FERREUX NDA
	OTHER	43			43	AUTRE	
COMMODITY TOTAL		43		1	44		TOTAL DE MARCHANDISE
METAL FAB. BASIC PROD.	OTHER	182			182	AUTRE	OUVR. DE BASE EN MÉTAL
GLASS BASIC PRODUCTS	OTHER	465			465	AUTRE	OUVR. DE BASE EN VERRE
TRACTORS	OTHER	33			33	AUTRE	TRACTEURS
MACHINERY NES	GREEK	104			104	GRECQ	MACHINES NDA
	U S A			3	3	E-U	
	OTHER	3 121		8	3 129	AUTRE	
COMMODITY TOTAL		3 225		11	3 236		TOTAL DE MARCHANDISE
PASS. AUTOS AND CHASSIS	OTHER	2 068			2 068	AUTRE	VOITURES PART., CHASSIS
TRUCKS AND CHASSIS	OTHER	957			957	AUTRE	CAMIONS ET CHASSIS
MOTOR VEHICLE ENGINES	GREEK	576			576	GRECQ	MOTEURS DE VEH. AUTOM.
	OTHER	4 823			4 823	AUTRE	
COMMODITY TOTAL		5 399			5 399		TOTAL DE MARCHANDISE
EQUIPMENT MISC.	GREEK	1			1	GRECQ	MATÉRIEL DIVERS
	OTHER	1 988			1 988	AUTRE	
COMMODITY TOTAL		1 989			1 989		TOTAL DE MARCHANDISE
PERSONAL, HSEHOLD GOODS	U S A			3	3	E-U	ART, PERS. ET MÉNAGERS
	OTHER	456			456	AUTRE	
COMMODITY TOTAL		456		3	459		TOTAL DE MARCHANDISE
CONTAINERS, CLOSURES	OTHER	8			8	AUTRE	CONTENEURS, FERMETURES
MISC. END PRODUCTS NES	OTHER	374			374	AUTRE	PRODUITS FINIS DIV. NDA
GENERAL CARGO	OTHER	8			8	AUTRE	MARCHANDISES DIVERSES
CONTAINERIZED FREIGHT	U S A			120	120	E-U	FRET CONTENEURISE
	OTHER	260			260	AUTRE	
COMMODITY TOTAL		260		120	380		TOTAL DE MARCHANDISE
COUNTRY/REGION TOTAL		99 229*	*	92 947*	192 176*		TOTAL DE PAYS/REGION
<b>BRAZIL</b>							
FISH, FRESH OR FROZEN	OTHER	68			68	AUTRE	BRESIL
FISH, SALTED OR CURED	OTHER	44			44	AUTRE	POISSON, FRAIS OU CONG.
WHEAT	U K	49 616			49 616	R U	POISSON, SALE OU FUME
	GREEK	212 941			212 941	GRECQ	BLE
	NETH	15 546			15 546	P. BAS	
	NORW	24 594			24 594	NORV	
	LIBER	368 819			368 819	LIBER	
	JAPAN	26 050			26 050	JAPON	
	PANAM	43 436			43 436	PANAM	
	OTHER	176 367			176 367	AUTRE	
COMMODITY TOTAL		917 369			917 369		TOTAL DE MARCHANDISE
APPLES	U S A			313	313	E-U	POMMES
VEGETABLE PREP. NES	OTHER	15	4		19	AUTRE	PREP. DE LEGUMES NDA
SAUSAGE SKINS, CASINGS	OTHER	59			59	AUTRE	BOYAUX A SAUCISSES
MISC. FOOD PREP. NES	GREEK	15			15	GRECQ	DIV. PREP. ALIM. NDA
	OTHER	24	1		25	AUTRE	
COMMODITY TOTAL		39	1		40		TOTAL DE MARCHANDISE
TEXTILE FIBRES NES	OTHER	15			15	AUTRE	FIBRES TEXTILES NDA
LEAD ORE AND CONC.	NORW			2 100	2 100	NORV	FIBRES MINÉRAI, CONC. DE PLOMB
NON-FERROUS MET. SCRAP	GREEK			18	18	GRECQ	DÉCHETS MÉTAL. NON FER.
	OTHER	67		14	81	AUTRE	
COMMODITY TOTAL		67		32	99		TOTAL DE MARCHANDISE
COAL, BITUMINOUS	U K			42 000	42 000	R U	CHARBON BITUMINEUX
	GREEK	22 044			22 044	GRECQ	
	LIBER			48 389	48 389	LIBER	
	OTHER	26 748		43 501	70 249	AUTRE	
COMMODITY TOTAL		48 792		133 890	182 682		TOTAL DE MARCHANDISE
ASBESTOS	U S A			106	106	E-U	AMIANTE
	OTHER	11 306	24	35	11 365	AUTRE	
COMMODITY TOTAL		11 306	24	141	11 471		TOTAL DE MARCHANDISE
CLAY MATERIALS NES	OTHER	161			161	AUTRE	MATÉRIER ARGILL. NDA
SULPHUR IN ORES	U K			83 880	83 880	R U	SOUFRE EN MINÉRAI
	GER			33 066	33 066	ALL	
	NORW			27 993	27 993	NORV	
	LIBER			142 994	142 994	LIBER	
COMMODITY TOTAL				287 933	287 933		TOTAL DE MARCHANDISE
CRUDE NON-MET. MIN. NES	OTHER	530			530	AUTRE	MIN. NON-MET. BRUTS NDA
WASTE AND SCRAP NES	OTHER	92			92	AUTRE	DÉCHETS ET REBUTS NDA
RUBBER FAB. MATERIALS	GREEK	29			29	GRECQ	DEMI-PROD. CAOUTCHOUC
	OTHER		32		32	AUTRE	
COMMODITY TOTAL		29	32		61		TOTAL DE MARCHANDISE
PULP	GREEK			349	349	GRECQ	PÂTE
	NORW			460	460	NORV	
	LIBER			215	215	LIBER	
	U S A			338	338	E-U	



TABLE 18. COMMODITIES LOADED FOR FOREIGN COUNTRIES BY COUNTRY OF DESTINATION, REGISTRY OF VESSEL AND CANADIAN REGION - 1977

TABLEAU 18. MARCHANDISES CHARGÉES À DESTINATION DE PAYS ÉTRANGERS SELON LE PAYS DE DESTINATION, L'IMMATRICULATION DU NAVIRE ET LA RÉGION DU CANADA - 1977

		METRIC TONNES - TONNES METRIQUE						
COUNTRY OF DESTINATION AND KIND OF CARGO	REGISTRY OF VESSEL	ATLANTIC ATLANTIQUE	GREAT LAKES GRANDS LACS	PACIFIC PACIFIQUE	TOTAL TOTAL	IMMATRIC. DU NAVIRE	PAYS DE DESTINATION ET MARCHANDISE	
<b>BRAZIL</b>	<b>CONT.</b>						<b>BRESIL</b> <b>SUITE</b>	
OTHER		2 431		1 374	3 805	AUTRE		
COMMODITY TOTAL		2 431		2 736	5 167		<b>TOTAL DE MARCHANDISE</b>	
NEWSPRINT PAPER	DENMK	3 992			3 992	DANMK	<b>PAPIER JOURNAL</b>	
	GER	3 725			3 725	ALL		
	GREEK	3 515		4 901	8 416	GREQC		
	LIBER	3 992			3 992	LIBER		
COMMODITY TOTAL	OTHER	63 523		15 699	79 222	AUTRE	<b>TOTAL DE MARCHANDISE</b>	
PAPER NES	LIBER	78 747		20 600	99 347		<b>PAPIER NOA</b>	
	OTHER	116			116	LIBER		
COMMODITY TOTAL		404			404	AUTRE	<b>TOTAL DE MARCHANDISE</b>	
BLDG. PAPER AND BOARD	OTHER	520			520		<b>PLAQ. CONSTR., PAP/CART.</b>	
CORDAGE, TWINE, ROPE	U S A		1		1	AUTRE	<b>CORDAGE, FICELLE, CORDE</b>	
TEXTILE FAB. MTL NES	OTHER			13	13	E-U	<b>OUVR. EN MAT. TEXT. NOA</b>	
OILS, FATS, WAXES NES	OTHER	657	5		662	AUTRE	<b>HUIL. MAT. GRAS. CIRE NOA</b>	
METALLIC SALTS	OTHER	15	11		26	AUTRE	<b>SELS METALLIQUES</b>	
INORGANIC CHEMS. NES	GREEK	1 963	85		2 048	AUTRE	<b>PROD. CHIM. INORG. NOA</b>	
	LIBER	17			17	GREQC		
COMMODITY TOTAL	OTHER	16			16	LIBER		
ORGANIC CHEMICALS NES	OTHER	158	2		160	AUTRE	<b>TOTAL DE MARCHANDISE</b>	
POTASH	U S A	191	2		193		<b>PROD. CHIM. ORGAN. NOA</b>	
	OTHER	867	55	185	1 027	E-U	<b>TOTAL DE MARCHANDISE</b>	
COMMODITY TOTAL		867	55	290	1 212	AUTRE	<b>POTASSE</b>	
FERTILIZERS NES	U K			46 994	46 994	R U	<b>TOTAL DE MARCHANDISE</b>	
	NORW			70 980	70 980	NORV	<b>ENGRAIS CHIMIQUE NOA</b>	
COMMODITY TOTAL	LIBER			56 450	56 450	LIBER	<b>TOTAL DE MARCHANDISE</b>	
AGRICULTURAL CHEMICALS	PANAM			174 424	174 424		<b>PROD. CHIM. AGRICLES</b>	
	OTHER	9	5	20 834	20 834	PANAM	<b>ENGRAIS CHIMIQUE NOA</b>	
COMMODITY TOTAL		9	5	20 834	20 848	AUTRE	<b>TOTAL DE MARCHANDISE</b>	
SYNTHETIC RUBBER	GREEK			54	54	GREQC	<b>PROD. CHIM. AGRICLES</b>	
PLASTIC MATERIALS	OTHER		17		17	AUTRE	<b>TOTAL DE MARCHANDISE</b>	
CHEM. SPECIALTIES NES	OTHER	1 509	31	339	1 879	AUTRE	<b>CAOUTCHOUC SYNTHETIQUE</b>	
PETROL. COAL PRCD. NES	OTHER	84	6		90	AUTRE	<b>MATIERES PLASTIQUES</b>	
PRIMARY IRON, STEEL NES	OTHER	7			7	AUTRE	<b>PROD. CHIM. SPECIAUX NOA</b>	
CASTINGS, FORGINGS	OTHER	57			57	AUTRE	<b>DERIVE PETR. CHARB. NOA</b>	
PLATE & SHEET STEEL	OTHER	45	2		47	AUTRE	<b>FER, ACIER PRIMAIRE NOA</b>	
STRUCTURAL SHAPES	OTHER	1 984	2 726		4 710	AUTRE	<b>MOUL. PIECES FORGEES</b>	
PIPES, TUBES, IRON, STEEL	OTHER	628			628	AUTRE	<b>TOLES, FEUILLES DACIER</b>	
WIRE	OTHER		15		15	AUTRE	<b>PROFILES DE CONSTRUCT.</b>	
ALUMINUM	OTHER	23			23	AUTRE	<b>TUYAUX, TUBES; FER, ACIER</b>	
COPPER AND ALLOYS	OTHER	3 729	1	6 822	10 552	AUTRE	<b>FIL METALLIQUE</b>	
NICKEL AND ALLOYS	OTHER	912			912	AUTRE	<b>ALUMINIUM</b>	
NON-FERROUS METALS NES	U S A	14	9		23	AUTRE	<b>CUIVRE ET ALLIAGES</b>	
	OTHER	306	1		307	AUTRE	<b>NICKEL ET ALLIAGES</b>	
COMMODITY TOTAL		306	1		308	E-U	<b>METAUX NON-FERREUX NOA</b>	
METAL FAB. BASIC PROD.	U S A	17		11	11	E-U	<b>TOTAL DE MARCHANDISE</b>	
	OTHER	17	76		94	AUTRE	<b>OUVR. DE BASE EN METAL</b>	
COMMODITY TOTAL		17	76	12	105		<b>TOTAL DE MARCHANDISE</b>	
BRICKS, TILES NES	OTHER	107			107	AUTRE	<b>BRIQUES, TILES NOA</b>	
NON-MET. MIN. BASIC PRDD	OTHER	101	21		122	AUTRE	<b>PROD. MIN. NON-MET. BASE</b>	
TRACTORS	OTHER		8		8	AUTRE	<b>TRACTEURS</b>	
MACHINEERY NES	GREEK	6			6	GREQC	<b>MACHINES NOA</b>	
	LIBER			398	398	LIBER		
COMMODITY TOTAL	U S A	445	138	7	590	E-U	<b>TOTAL DE MARCHANDISE</b>	
RAILWAY ROLLING STOCK	OTHER	451	138	425	1 014	AUTRE	<b>MAT. ROUL. DE CH. DE FER</b>	
PASS. AUTOS AND CHASSIS	OTHER	25			25	AUTRE	<b>VOITURES PART., CHASSIS</b>	
MOTOR VEHICLE ENGINES	LIBER	6			6	LIBER	<b>MOTEURS DE VEH. AUTOM.</b>	
	OTHER	133	39		172	AUTRE	<b>TOTAL DE MARCHANDISE</b>	
ROAD MOTOR VEH. NES	OTHER	134	39		173		<b>VEH. AUTOM. RGUTIERS NOA</b>	
EQUIPMENT MISC.	U S A		1	8	8	E-U	<b>MATERIEL DIVERS</b>	
	OTHER	1 098	125	41	1 264	AUTRE	<b>TOTAL DE MARCHANDISE</b>	
PERSONAL, HOUSEHOLD GOODS	GREEK	1 098	125	49	1 272		<b>ART. PERS. ET MENAGERS</b>	
	U S A	1		3	3	GREQC		
COMMODITY TOTAL	OTHER	108	7	2	117	E-U	<b>TOTAL DE MARCHANDISE</b>	
CONTAINERS, CLOSURES	GREEK	109	7	5	121	AUTRE	<b>CONTENEURS, FERMETURES</b>	
	OTHER	10	1	2	13	AUTRE	<b>TOTAL DE MARCHANDISE</b>	
MISC. END PRODUCTS NES	GREEK	10	1	7	18	GREQC	<b>PRODUITS FINIS DIV. NOA</b>	
GENERAL CARGO	OTHER	54	5		59	AUTRE	<b>MARCHANDISES DIVERSES</b>	
CONTAINERIZED FREIGHT	OTHER	2 044	524	4	2 572	AUTRE	<b>FRET CONTENEGURE SE</b>	
	U S A	13 008		1 589	1 589	E-U	<b>TOTAL DE MARCHANDISE</b>	
COMMODITY TOTAL	OTHER	13 008		25	13 033	AUTRE	<b>TOTAL DE PAYS/REGION</b>	
COUNTRY/REGION TOTAL		1 090 448*	3 981*	652 638*	1 747 067*			

TABLE 18. COMMODITIES LOADED FOR FOREIGN COUNTRIES BY COUNTRY OF DESTINATION, REGISTRY OF VESSEL AND CANADIAN REGION - 1977

TABLEAU 18. MARCHANDISES CHARGÉES À DESTINATION DE PAYS ÉTRANGERS SELON LE PAYS DE DESTINATION, L'IMMATRICULATION DU NAVIRE ET LA RÉGION DU CANADA - 1977

COUNTRY OF DESTINATION AND KIND OF CARGO	REGISTRY OF VESSEL	METRIC TONNES - TONNES MÉTRIQUE				TOTAL TOTAL	IMMATRIC. DU NAVIRE	PAYS DE DESTINATION ET MARCHANDISE
		ATLANTIC ATLANTIQUE	GREAT LAKES GRANDS LACS	PACIFIC PACIFIQUE	TOTAL			
<b>CHILE</b>							<b>CHILI</b>	
FISH, SALTED DR CURED	OTHER	28			28	AUTRE	POISSON, SALE OU FUME	
FISH, CANNED	U S A			8	8	E-U	POISSON EN BOITES	
MILK POWDER	U S A			10	10	E-U	LAIT EN POUDRE	
	OTHER	4 684			4 684	AUTRE		
<b>COMMODITY TOTAL</b>				10	4 694		<b>TOTAL DE MARCHANDISE</b>	
DAIRY PROD., EGGS, HONEY	OTHER	1 780			1 780	AUTRE	PROD. LAIT., OEUF, MIEL	
WHEAT	DENMK			20 804	20 804	DANMK	BLE	
	GREEK			16 696	16 696	GREQ		
	LIBER			27 190	27 190	LIBER		
	JAPAN			9 997	9 997	JAPON		
<b>COMMODITY TOTAL</b>				74 687	74 687		<b>TOTAL DE MARCHANDISE</b>	
SUGAR PREPARATIONS	OTHER	12			12	AUTRE	PREP. A BASE DE SUCRE	
SAUSAGE SKINS, CASINGS	OTHER	2			2	AUTRE	BOYAUX A SAUCISSES	
MISC. FOOD PREP. NES	OTHER	5			5	AUTRE	DIV. PREP. ALIM. NDA	
CONC. COMPLETE FEEDS	OTHER	1 428			1 428	AUTRE	CONC., PROD. COMPLETES	
DIST. ALCOHOLIC BEV.	OTHER	6			6	AUTRE	BOISS. ALCOOL. DIST.	
RAW HIDES AND SKINS	GER		16		16	ALL	PEAUX ET CUIRS BRUT	
	GREEK		17		17	GREQ		
<b>COMMODITY TOTAL</b>			33		33		<b>TOTAL DE MARCHANDISE</b>	
CRUDE ANIMAL PROD. NES	OTHER	1			1	AUTRE	PR. BRUTS ORIG. ANIM. NDA	
NICKEL-COPPER ORE	U S A			2	2	E-U	MINER. DE CUIVRE-NICKEL	
ASBESTOS	NDRW			635	635	NORV	AMIANTE	
	U S A			364	364	E-U		
	OTHER	2 720			2 720	AUTRE		
<b>COMMODITY TOTAL</b>		2 720			3 719		<b>TOTAL DE MARCHANDISE</b>	
SULPHUR IN ORES	GREEK			999	40 433	GREQ	SOUFRE EN MINERAI	
	OTHER			15 995	15 995	AUTRE		
<b>COMMODITY TOTAL</b>				56 428	56 428		<b>TOTAL DE MARCHANDISE</b>	
COTTON, TEXTILE WASTE	OTHER	1			1	AUTRE	DECHETS DE COTON, TEXT.	
WASTE AND SCRAP NES	OTHER	300			300	AUTRE	DECHETS ET REBUTS NDA	
RUBBER FAB. MATERIALS	OTHER	2			2	AUTRE	DEMI-PROD. CAOUTCHOUC	
PULP	U S A			164	164	E-U	PATE	
	OTHER	250			250	AUTRE		
<b>COMMODITY TOTAL</b>		250		164	414		<b>TOTAL DE MARCHANDISE</b>	
NEWSPRINT PAPER	GREEK	263			263	GREQ	PAPIER JOURNAL	
	OTHER	1 357			1 357	AUTRE		
<b>COMMODITY TOTAL</b>		1 620			1 620		<b>TOTAL DE MARCHANDISE</b>	
PAPER NES	OTHER	8			8	AUTRE	PAPIER NDA	
TEXTILE FAB. MTL NES	GREEK	1			1	GREQ	OUVR. EN MAT. TEXT. NDA	
	OTHER	16			16	AUTRE		
<b>COMMODITY TOTAL</b>		17			17		<b>TOTAL DE MARCHANDISE</b>	
ANIMAL OILS, EXC. MARINE	OTHER			227	227	AUTRE	HUIL. ANIM. SAUF AN. MAR.	
INORGANIC CHEMS. NES	OTHER	5			5	AUTRE	PROD. CHIM. INORG. NDA	
ORGANIC CHEMICALS NES	GER		30		30	ALL	PROD. CHIM. ORGAN. NDA	
	U S A			162	162	E-U		
<b>COMMODITY TOTAL</b>			30	162	192		<b>TOTAL DE MARCHANDISE</b>	
EXPLOS., FUSES, CAPS	DENMK	1			1	DANMK	EXPLOS., AMORCES, DET.	
	OTHER	289			289	AUTRE		
<b>COMMODITY TOTAL</b>		290			290		<b>TOTAL DE MARCHANDISE</b>	
SYNTHETIC RUBBER	GREEK		9		9	GREQ	CAOUTCHOUC SYNTHETIQUE	
PLASTIC MATERIALS	GREEK	1			1	GREQ	MATIERES PLASTIQUES	
	U S A			2	2	E-U		
	OTHER	35			35	AUTRE		
<b>COMMODITY TOTAL</b>		36		2	38		<b>TOTAL DE MARCHANDISE</b>	
CHEM. SPECIALTIES NES	OTHER	6			6	AUTRE	PROD. CHIM. SPECIAUX NDA	
PETROL, COAL PROD. NES	GREEK	3			3	GREQ	DERIVE PETR. CHARB. NDA	
CASTINGS, FORGINGS	OTHER			1	1	AUTRE	MOUL. PIECES FORGEES	
PIPES, TUBES: IRON, STEEL	OTHER	5			5	AUTRE	TUYAUX, TUBES: FER, ACIER	
ALUMINUM	LIBER			240	240	LIBER	ALUMINIUM	
	U S A			728	728	E-U		
	OTHER	48			48	AUTRE		
<b>COMMODITY TOTAL</b>		48		968	1 016		<b>TOTAL DE MARCHANDISE</b>	
COPPER AND ALLCYS	OTHER	12			12	AUTRE	CUIVRE ET ALLIAGES	
NICKEL AND ALLCYS	U S A			52	52	E-U	NICKEL ET ALLIAGES	
ZINC AND ALLDYS	GER		10		10	ALL	ZINC ET ALLIAGES	
	GREEK		2		2	GREQ		
	NDRW			183	183	NORV		
	OTHER	168		45	213	AUTRE		
<b>COMMODITY TOTAL</b>		168	12	228	408		<b>TOTAL DE MARCHANDISE</b>	
NON-FERROUS METALS NES	OTHER	2			2	AUTRE	METAUX NON-FERREUX NDA	
METAL FAB. BASIC PROD.	OTHER	110			110	AUTRE	OUVR. DE BASE EN METAL	
BRICKS, TILES NES	GREEK	44			44	GREQ	BRIQUES, TUILLES NDA	
	OTHER	149			149	AUTRE		
<b>COMMODITY TOTAL</b>		193			193		<b>TOTAL DE MARCHANDISE</b>	
MISC. FABRICATED PROD.	OTHER	1			1	AUTRE	OUVRAGES DIVERS	
TRACTORS	OTHER	32			32	AUTRE	TRACTEURS	
MACHINERY NES	GER	1			1	ALL	MACHINES NDA	
	GREEK	407	335		742	GREQ		
	LIBER			38	38	LIBER		
	U S A			34	34	E-U		
	OTHER	177		6	183	AUTRE		
<b>COMMODITY TOTAL</b>		585	335	78	998		<b>TOTAL DE MARCHANDISE</b>	
PASS. AUTOS AND CHASSIS	OTHER	5			5	AUTRE	VOITURES PART., CHASSIS	
TRUCKS AND CHASSIS	OTHER	5			5	AUTRE	CAMIONS ET CHASSIS	
DR. VEHICLE ENGINES	OTHER	757		13	757	AUTRE	MOTEURS DE VEH. AUTOM.	
TRAD. MOTOR VEH. NES	OTHER	15			15	AUTRE	VEH. AUTOM. ROUTIERS NDA	

TABLE 16. COMMODITIES LOADED FOR FOREIGN COUNTRIES BY COUNTRY OF ORIGIN, REGISTRY OF VESSEL AND CANADIAN REGION - 1977

TABLE 16. MARCHANDISES CHARGÉES À DESTINATION DE PAYS ÉTRANGERS SELON LE PAYS D'ORIGINE, L'IMMATRICULATION DU NAVIRE ET LA RÉGION DU CANADA - 1977

COUNTRY OF DESTINATION AND KIND OF CARGO	REGISTRY OF VESSEL	METRIC TONNES - TONNES MÉTRIQUE			TOTAL TOTAL	IMMATIC. DU NAVIRE	PAYS DE DESTINATION ET MARCHANDISE
		ATLANTIC ATLANTIQUE	GREAT LAKES GRANDS LACS	PACIFIC PACIFIQUE			
<b>CHILE</b>							<b>CHILI</b>
SHIPS, AIRCRAFT, MIS. VEH EQUIPMENT MISC.	OTHER GREEK U S A OTHER	2 2  125		11	2 2 11 125	AUTRE GRECQ E-U AUTRE	SUITE NAVIRES, AVIONS, VEH. DIV MATÉRIEL DIVERS
<b>COMMODITY TOTAL</b>		<b>127</b>		<b>11</b>	<b>138</b>		<b>TOTAL DE MARCHANDISE</b>
PERSONAL, HOUSEHOLD GOODS	GREEK U S A OTHER	 3 37	3	5	3 5 37	GRECQ E-U AUTRE	ART. PERS. ET MENAGERS
<b>COMMODITY TOTAL</b>		<b>37</b>	<b>3</b>	<b>5</b>	<b>45</b>		<b>TOTAL DE MARCHANDISE</b>
CONTAINERS, CLOSURES MISC. END PRODUCTS NES GENERAL CARGO	OTHER OTHER U S A OTHER	13 578  23		76 10	13 654 10 23	AUTRE AUTRE E-U AUTRE	CONTENEURS, FERMETURES PRODUITS FINIS DIV. NDA MARCHANDISES DIVERSES
<b>COMMODITY TOTAL</b>		<b>23</b>		<b>10</b>	<b>33</b>		<b>TOTAL DE MARCHANDISE</b>
CONTAINERIZED FREIGHT	U S A OTHER	23 186		4	4 186	E-U AUTRE	FRET CONTENEURESE
<b>COMMODITY TOTAL</b>		<b>186</b>		<b>4</b>	<b>190</b>		<b>TOTAL DE MARCHANDISE</b>
<b>COUNTRY/REGION TOTAL</b>		<b>16 108*</b>	<b>422*</b>	<b>134 153*</b>	<b>150 683*</b>		<b>TOTAL DE PAYS/RÉGION</b>
<b>COLOMBIA</b>							<b>COLOMBIE</b>
FISH, CANNED	OTHER	7		1	8	AUTRE	POISSON EN BOITES
MILK POWDER	GREEK PANAM OTHER	2 196 5 1 204			2 196 5 1 204	GRECQ PANAM AUTRE	LAIT EN POUÐRE
<b>COMMODITY TOTAL</b>		<b>3 405</b>			<b>3 405</b>		<b>TOTAL DE MARCHANDISE</b>
BARLEY	GREEK LIBER PANAM OTHER	10 982	11 550 8 644 28 706		10 982 11 550 8 644 28 706	GRECQ LIBER PANAM AUTRE	ORGE
<b>COMMODITY TOTAL</b>		<b>10 982</b>	<b>48 900</b>		<b>59 882</b>		<b>TOTAL DE MARCHANDISE</b>
APPLES	U S A OTHER			63	63	E-U AUTRE	POMMES
<b>COMMODITY TOTAL</b>				<b>110</b>	<b>110</b>		<b>TOTAL DE MARCHANDISE</b>
VEGETABLES, DRIED	GER U S A OTHER		437	602	437 602 2 149	ALL E-U AUTRE	LEGUMES, SECS
<b>COMMODITY TOTAL</b>			<b>437</b>	<b>2 751</b>	<b>3 188</b>		<b>TOTAL DE MARCHANDISE</b>
VEGETABLE PREP. NES DIST. ALCOHOLIC BEV.	U S A GER GREEK OTHER	1 1 1 4		499	1 1 1 4	E-U ALL GRECQ AUTRE	PREP. DE LEGUMES NDA BOISS. ALCOOL. DIST.
<b>COMMODITY TOTAL</b>		<b>4</b>		<b>50</b>	<b>50</b>		<b>TOTAL DE MARCHANDISE</b>
SEEDS FOR SOWING NES TEXTILE FIBRES NES	OTHER OTHER OTHER			192	192 192 100	AUTRE AUTRE AUTRE	GRAINES DE SEMENCE NOA FIBRES TEXTILES NDA
ZINC ORE AND CONC. IRON AND STEEL SCRAP ASBESTOS	OTHER GREEK JAPAN PANAM U S A OTHER			100	100 43 4 100 770	AUTRE GRECQ JAPON PANAM E-U AUTRE	MINÉRAI, CONC. DE ZINC DECHETS DE FER, D'ACIER AMIANTE
<b>COMMODITY TOTAL</b>		<b>8 078</b>		<b>137</b>	<b>8 989</b>		<b>TOTAL DE MARCHANDISE</b>
SULPHUR IN ORES PULP	GREEK GREEK PANAM U S A OTHER	12 948 762 253  927		1 048	12 948 762 253  927	GRECQ GRECQ PANAM E-U AUTRE	SOUFRE EN MINÉRAI PATE
<b>COMMODITY TOTAL</b>		<b>1 942</b>		<b>2 232</b>	<b>4 269</b>		<b>TOTAL DE MARCHANDISE</b>
NEWSPRINT PAPER	GREEK NETH NORW LIBER PANAM U S A OTHER	2 848 713 17 122 6 385 2 131  6 777		137	2 848 713 17 122 6 385 2 131  6 777	GRECQ P. BAS NORV LIBER PANAM E-U AUTRE	PAPIER JOURNAL
<b>COMMODITY TOTAL</b>		<b>35 976</b>		<b>2 672</b>	<b>38 648</b>		<b>TOTAL DE MARCHANDISE</b>
PAPER NES	GREEK OTHER	100 244	15	1 498	115 1 742	GRECQ AUTRE	PAPIER NDA
<b>COMMODITY TOTAL</b>		<b>344</b>	<b>15</b>	<b>1 498</b>	<b>1 857</b>		<b>TOTAL DE MARCHANDISE</b>
PAPERBOARD BLDG. PAPER AND BOARD TEXTILE FAB. MTL NES VEG. OILS, FATS NES OILS, FATS, WAXES NES	OTHER OTHER OTHER GREEK GREEK PANAM OTHER	6 5 367 20 277 22 31		1 000	6 5 367 20 277 22 31	AUTRE AUTRE AUTRE GRECQ GRECQ PANAM AUTRE	CARTON PLAQ. CONSTR., PAP/CART. OUVR. EN MAT. TEXT. NDA HUIL. MAT. GRAS. VEG. NDA HUIL. MAT. GRAS. CIRE NDA
<b>COMMODITY TOTAL</b>		<b>330</b>		<b>145</b>	<b>330</b>		<b>TOTAL DE MARCHANDISE</b>
METALLIC SALTS INORGANIC CHEMS. NES	OTHER GREEK PANAM OTHER	3 122 11 46		145	3 122 11 46	AUTRE GRECQ PANAM AUTRE	SELS MÉTALLIQUES PROD. CHIM. INORG. NDA
<b>COMMODITY TOTAL</b>		<b>177</b>		<b>145</b>	<b>322</b>		<b>TOTAL DE MARCHANDISE</b>
ORGANIC CHEMICALS NES	GREEK PANAM OTHER	466 3 18			466 3 18	GRECQ PANAM AUTRE	PROD. CHIM. ORGAN. NDA
<b>COMMODITY TOTAL</b>		<b>487</b>			<b>487</b>		<b>TOTAL DE MARCHANDISE</b>



TABLE 19. COMMODITIES LOADED FOR FOREIGN COUNTRIES BY COUNTRY OF DESTINATION, REGISTRY OF VESSEL AND CANADIAN REGION - 1977

TABLEAU 19. MARCHANDISES CHARGÉES À DESTINATION DE PAYS ÉTRANGERS SELON LE PAYS DE DESTINATION, L'IMMATRICULATION

DU NAVIRE ET LA RÉGION DU CANADA - 1977

METRIC TONNES - TONNES MÉTRIQUE

COUNTRY OF DESTINATION AND KIND OF CARGO	REGISTRY OF VESSEL	ATLANTIC ATLANTIQUE	GREAT LAKES GRANDS LACS	PACIFIC PACIFIQUE	TOTAL TOTAL	IMMATRIC. DU NAVIRE	PAYS DE DESTINATION ET MARCHANDISE
<b>COLOMBIA CONT.</b>							<b>COLOMBIE SUITE</b>
EXPLOS., FUSES, CAPS	DENMK	160			160	DANMK	EXPLOS., AMDPRES, DET.
	OTHER	433			433	AUTRE	
<b>COMMODITY TOTAL</b>		<b>593</b>			<b>593</b>		<b>TOTAL DE MARCHANDISE</b>
AGRICULTURAL CHEMICALS	OTHER	10			10	AUTRE	PROD.CHIM.AGRICOLES
PLASTIC MATERIALS	GREEK	4	10		14	GRECQ	MATIERES PLASTIQUES
	U S A			1 643	1 643	E-U	
	OTHER	28		3 360	3 388	AUTRE	
<b>COMMODITY TOTAL</b>		<b>32</b>	<b>10</b>	<b>5 003</b>	<b>5 045</b>		<b>TOTAL DE MARCHANDISE</b>
DYESTUFF, PIGMENT, PAINT	OTHER	10			10	AUTRE	MAT.COLOR.PIG.PEINTURE
CHEM. SPECIALTIES NES	OTHER	14			14	AUTRE	PROD.CHIM.SPECIAUX NDA
CASTINGS, FORGINGS	PANAM	6			6	PANAM	MOUL.PIECES FORGES
BARNS AND RODS, STEEL	GREEK		2		2	GRECQ	BARRES ET TIGES ACIER
	U S A					E-U	
<b>COMMODITY TOTAL</b>			<b>2</b>	<b>80</b>	<b>82</b>		<b>TOTAL DE MARCHANDISE</b>
PLATE & SHEET STEEL	GER		12		12	ALL	TOLES, FEUILLES DACIER
	GREEK	156	1 037		1 193	GRECQ	
	OTHER	181			181	AUTRE	
<b>COMMODITY TOTAL</b>		<b>337</b>	<b>1 049</b>		<b>1 386</b>		<b>TOTAL DE MARCHANDISE</b>
PIPES, TUBES: IRON, STEEL	GER		93		93	ALL	TUYAUX, TUBES: FER, ACIER
	GREEK		34		34	GRECQ	
	OTHER	1			1	AUTRE	
<b>COMMODITY TOTAL</b>		<b>1</b>	<b>127</b>		<b>128</b>		<b>TOTAL DE MARCHANDISE</b>
ALUMINIUM	OTHER	638		4 744	5 382	AUTRE	ALUMINIUM
COPPER AND ALLOYS	OTHER	22			22	AUTRE	CUIVRE ET ALLIAGES
NICKEL AND ALLOYS	PANAM	1			1	PANAM	NICKEL ET ALLIAGES
	U S A			2	2	E-U	
	OTHER	50			50	AUTRE	
<b>COMMODITY TOTAL</b>		<b>51</b>		<b>2</b>	<b>53</b>		<b>TOTAL DE MARCHANDISE</b>
ZINC AND ALLOYS	OTHER			501	501	AUTRE	ZINC ET ALLIAGES
NON-FERROUS METALS NES	OTHER	48			48	AUTRE	METAUX NON-FERREUX NDA
METAL FAB. BASIC PROD.	GREEK		4		4	GRECQ	OUVR. DE BASE EN METAL
	OTHER	21		3	24	AUTRE	
<b>COMMODITY TOTAL</b>		<b>21</b>	<b>4</b>	<b>3</b>	<b>28</b>		<b>TOTAL DE MARCHANDISE</b>
BRICKS, TILES NES	OTHER	50		3	50	AUTRE	BRICKES, TUILLES NDA
GLASS BASIC PRODUCTS	OTHER	1			1	AUTRE	OUVR. DE BASE EN VERRE
ASBESTOS BASIC PROD.	OTHER	1			1	AUTRE	OUVR. DE BASE AMIANTE
MISC. FABRICATED PRDD.	GREEK	1	1		2	GRECQ	OUVRAGES DIVERS
TRACTORS	GREEK	40			40	GRECQ	TRACTEURS
	PANAM	17			17	PANAM	
	OTHER	3			3	AUTRE	
<b>COMMODITY TOTAL</b>		<b>60</b>			<b>60</b>		<b>TOTAL DE MARCHANDISE</b>
MACHINERY NES	GER	1			1	ALL	MACHINES NDA
	GREEK	14	108		122	GRECQ	
	PANAM	5			5	PANAM	
	U S A			19	19	E-U	
	OTHER	182			182	AUTRE	
<b>COMMODITY TOTAL</b>		<b>202</b>	<b>108</b>	<b>19</b>	<b>329</b>		<b>TOTAL DE MARCHANDISE</b>
PASS. AUTOS AND CHASSIS	GER	2			2	ALL	VOITURES PART., CHASSIS
	GREEK	5	2		7	GRECQ	
	OTHER	1			1	AUTRE	
<b>COMMODITY TOTAL</b>		<b>8</b>	<b>2</b>		<b>10</b>		<b>TOTAL DE MARCHANDISE</b>
TRUCKS AND CHASSIS	GREEK	5			5	GRECQ	CAMIONS ET CHASSIS
	OTHER	7			7	AUTRE	
<b>COMMODITY TOTAL</b>		<b>12</b>			<b>12</b>		<b>TOTAL DE MARCHANDISE</b>
MOTOR VEHICLE ENGINES	GREEK	35	20		55	GRECQ	MOTEURS DE VEH. AUTOM.
	PANAM	5			5	PANAM	
	OTHER	37			37	AUTRE	
<b>COMMODITY TOTAL</b>		<b>77</b>	<b>20</b>		<b>97</b>		<b>TOTAL DE MARCHANDISE</b>
RUBBER TIRES AND TUBES	GREEK		20		20	GRECQ	PNEUS, CHAMBRES A AIR
	OTHER	1			1	AUTRE	
<b>COMMODITY TOTAL</b>		<b>1</b>	<b>20</b>		<b>21</b>		<b>TOTAL DE MARCHANDISE</b>
EQUIPMENT MISC.	GER		3		3	ALL	MATERIEL DIVERS
	GREEK		2		2	GRECQ	
	OTHER	29			29	AUTRE	
<b>COMMODITY TOTAL</b>		<b>29</b>	<b>5</b>		<b>34</b>		<b>TOTAL DE MARCHANDISE</b>
PERSONAL, HOUSEHOLD GOODS	GREEK		2		2	GRECQ	ART. PERS. ET MENAGERS
	U S A			1	1	E-U	
	OTHER	41			41	AUTRE	
<b>COMMODITY TOTAL</b>		<b>41</b>	<b>2</b>	<b>1</b>	<b>44</b>		<b>TOTAL DE MARCHANDISE</b>
CONTAINERS, CLDSURES	GREEK		6		6	GRECQ	CONTENEURS, FERMETURES
	OTHER			19	19	AUTRE	
<b>COMMODITY TOTAL</b>			<b>6</b>	<b>19</b>	<b>25</b>		<b>TOTAL DE MARCHANDISE</b>
MISC. END PRODUCTS NES	GREEK	8	11		19	GRECQ	PRODUITS FINIS DIV. NDA
	U S A			2	2	E-U	
	OTHER	24			24	AUTRE	
<b>COMMODITY TOTAL</b>		<b>32</b>	<b>11</b>	<b>2</b>	<b>45</b>		<b>TOTAL DE MARCHANDISE</b>
GENERAL CARGO	GREEK	24			24	GRECQ	MARCHANDISES DIVERSES
	OTHER	1			1	AUTRE	
<b>COMMODITY TOTAL</b>		<b>25</b>			<b>25</b>		<b>TOTAL DE MARCHANDISE</b>
CONTAINERIZED FREIGHT	GREEK	59			59	GRECQ	FRET CONTENEURESE
	U S A			191	191	E-U	
	OTHER	679			679	AUTRE	
<b>COMMODITY TOTAL</b>		<b>738</b>		<b>191</b>	<b>929</b>		<b>TOTAL DE MARCHANDISE</b>
<b>COUNTRY/REGION TOTAL</b>		<b>75 102*</b>	<b>50 719*</b>	<b>35 014*</b>	<b>160 835*</b>		<b>TOTAL DE PAYS/REGION</b>

TABLE 12. COMMODITIES LOADED FOR FOREIGN COUNTRIES BY COUNTRY OF DESTINATION, REGISTRY OF VESSEL AND CANADIAN REGION - 1977

TABLEAU 12. MARCHANDISES CHARGÉES À DESTINATION DE PAYS ÉTRANGERS SELON LE PAYS DE DESTINATION, L'IMMATRICULATION

DU NAVIRE ET LA RÉGION DU CANADA - 1977

METRIC TONNES - TONNES MÉTRIQUE

COUNTRY OF DESTINATION AND KIND OF CARGO	REGISTRY OF VESSEL	ATLANTIC ATLANTIQUE	GREAT LAKES GRANDS LACS	PACIFIC PACIFIQUE	TOTAL TOTAL	IMMATIC. DU NAVIRE	PAYS DE DESTINATION ET MARCHANDISE
<b>ECUADOR</b>							<b>EQUATEUR</b>
MILK POWDER	OTHER	121			121	AUTRE	LAIT EN POUDRE
DAIRY PROD. EGGS, HONEY	OTHER	20			20	AUTRE	PROD. LAIT., OEUFS, MIEL
MALT AND MALT FLOUR	PANAM	480			480	PANAM	MALT ET FARINE DE MALT
APPLES	OTHER			42	42	AUTRE	POMMES
VEGETABLES, DRIED	OTHER	75			75	AUTRE	LEGUMES, SECS
DIST. ALCOHOLIC BEV.	GREEK		1		1	GRECQ	BOISS. ALCOOL. DIST.
ASBESTOS	GER	228			228	ALL	AMIANTE
	GREEK	1 413			1 413	GRECQ	
	NORW			490	490	NORV	
	U S A			744	744	E-U	
	OTHER	5		192	197	AUTRE	
<b>COMMODITY TOTAL</b>		<b>1 646</b>		<b>1 426</b>	<b>3 072</b>		<b>TOTAL DE MARCHANDISE</b>
CRUDE NON-MET. MIN. NES	OTHER	5			5	AUTRE	MIN. NON-MET. BRUTS NDA
PULP	OTHER	47		1 814	1 861	AUTRE	PATE
NEWSPRINT PAPER	GER	1 500			1 500	ALL	PAPIER JOURNAL
	NORW	2 654		4 001	6 655	NORV	
	LIBER			993	993	LIBER	
	PANAM	500			500	PANAM	
	U S A			8	8	E-U	
	OTHER	1 617		2 947	4 564	AUTRE	
<b>COMMODITY TOTAL</b>		<b>6 271</b>		<b>7 949</b>	<b>14 220</b>		<b>TOTAL DE MARCHANDISE</b>
PAPER NES	GER	12			12	ALL	PAPIER NDA
	NORW			180	180	NDRV	
	OTHER	327			327	AUTRE	
<b>COMMODITY TOTAL</b>		<b>339</b>		<b>180</b>	<b>519</b>		<b>TOTAL DE MARCHANDISE</b>
PAPERBOARD	U K	3 014			3 014	R U	CARTON
	DENMK	2 991			2 991	DANMK	
	GER	1 481			1 481	ALL	
	PANAM	3 059			3 059	PANAM	
	OTHER	135			135	AUTRE	
<b>COMMODITY TOTAL</b>		<b>10 680</b>			<b>10 680</b>		<b>TOTAL DE MARCHANDISE</b>
BLOG. PAPER AND BOARD	OTHER	5			5	AUTRE	PLAQ. CONSTR., PAP./CARTE
WET MACHINE BOARD	GER	2	2		2	ALL	CARTON EN PATE PRESSE
	OTHER	2			2	AUTRE	
<b>COMMODITY TOTAL</b>		<b>2</b>	<b>2</b>		<b>4</b>		<b>TOTAL DE MARCHANDISE</b>
CORDAGE, TWINE, ROPE	OTHER	8			8	AUTRE	CORDAGE, FICELLE, CORDE
TEXTILE FAB. MTL NES	OTHER	45			45	AUTRE	OUVR. EN MAT. TEXT. NDA
VEG. OILS, FATS NES	OTHER	66		535	601	AUTRE	HUIL. MAT. GRAS. VEG. NDA
OILS, FATS, WAXES NES	OTHER	1			1	AUTRE	HUIL. MAT. GRAS. CIRE NDA
INCRG. CHEMS. NES	GREEK	26			26	GRECQ	PROD. CHIM. INORG. NDA
	OTHER	38			38	AUTRE	
<b>COMMODITY TOTAL</b>		<b>64</b>			<b>64</b>		<b>TOTAL DE MARCHANDISE</b>
ORGANIC CHEMICALS NES	OTHER	20			20	AUTRE	PROD. CHIM. ORGAN. NDA
EXPLOS., FUSES, CAPS	DENMK	1			1	DANMK	EXPLOS., AMORCES, DET.
	OTHER	459			459	AUTRE	
<b>COMMODITY TOTAL</b>		<b>460</b>			<b>460</b>		<b>TOTAL DE MARCHANDISE</b>
AGRICULTURAL CHEMICALS	OTHER	2			2	AUTRE	PROD. CHIM. AGRICOLES
SYNTHETIC RUBBER	OTHER	15			15	AUTRE	CADOUTCHOUQ SYNTHETIQUE
PLASTIC MATERIALS	GREEK	316	52		368	GRECQ	MATIERES PLASTIQUES
	OTHER	65			65	AUTRE	
<b>COMMODITY TOTAL</b>		<b>381</b>	<b>52</b>		<b>433</b>		<b>TOTAL DE MARCHANDISE</b>
DYESTUFF, PIGMENT, PAINT	GREEK	4	4		4	GRECQ	MAT. COLOR. PIG. PEINTURE
	OTHER	2			2	AUTRE	
<b>COMMODITY TOTAL</b>		<b>2</b>	<b>4</b>		<b>6</b>		<b>TOTAL DE MARCHANDISE</b>
CHEM. SPECIALTIES NES	OTHER	1			1	AUTRE	PROD. CHIM. SPECIAUX NDA
LUBRICATING OIL, GREASE	OTHER	21			21	AUTRE	HUIL. GRAISSE LUBRIF.
FERRO-ALLOYS	OTHER	32			32	AUTRE	FERRO-ALLIAGES
CASTINGS, FORGINGS	OTHER	2			2	AUTRE	MOUL. PIECES FORGEES
PLATE & SHEET STEEL	GER		295		295	ALL	TOLES, FEUILLES DACIER
	GREEK		1 664		1 664	GRECQ	
<b>COMMODITY TOTAL</b>			<b>1 959</b>		<b>1 959</b>		<b>TOTAL DE MARCHANDISE</b>
STRUCTURAL SHAPES	OTHER	50			50	AUTRE	PROFILES DE CONSTRUCT.
PIPES, TUBES: IRON, STEEL	OTHER	5			5	AUTRE	TOYEAUX, TUBES: FER, ACIER
WIRE	OTHER	24			24	AUTRE	FIL METALLIQUE
ALUMINUM	U S A			15	15	E-U	ALUMINIUM
	OTHER	30			30	AUTRE	
<b>COMMODITY TOTAL</b>		<b>30</b>			<b>45</b>		<b>TOTAL DE MARCHANDISE</b>
COPPER AND ALLOYS	OTHER	94			94	AUTRE	CUIVRE ET ALLIAGES
LEAD AND ALLOYS	OTHER			20	20	AUTRE	PLOMB ET ALLIAGES
NICKEL AND ALLOYS	OTHER	1			1	AUTRE	NICKEL ET ALLIAGES
ZINC AND ALLOYS	OTHER			212	212	AUTRE	ZINC ET ALLIAGES
METAL FAB. BASIC PROD.	GREEK	180			180	GRECQ	OUVR. DE BASE EN METAL
	OTHER	43			45	AUTRE	
<b>COMMODITY TOTAL</b>		<b>223</b>			<b>225</b>		<b>TOTAL DE MARCHANDISE</b>
BRICKS, TILES NES	GREEK	310			310	GRECQ	BRIQUES, TUILES NDA
GLASS BASIC PRODUCTS	OTHER	2			2	AUTRE	OUVR. DE BASE EN VERRE
NON-MET. MIN. BASIC PROD	OTHER	1			1	AUTRE	PROD. MIN. NON-MET. BASE
MISC. FABRICATED PROD.	GREEK	50			50	GRECQ	OUVRAGES DIVERS
	OTHER	1			1	AUTRE	
<b>COMMODITY TOTAL</b>		<b>51</b>			<b>51</b>		<b>TOTAL DE MARCHANDISE</b>
MACHINERY NES	GREEK		19		19	GRECQ	MACHINES NDA
	OTHER	547			547	AUTRE	
<b>COMMODITY TOTAL</b>		<b>547</b>	<b>19</b>		<b>566</b>		<b>TOTAL DE MARCHANDISE</b>
RAILWAY ROLLING STOCK	OTHER	16			16	AUTRE	MAT. ROUL. DE CH. DE FER
PASS. AUTOS AND CHASSIS	GREEK	1			1	GRECQ	VOITURES PART., CHASSIS
	OTHER	7			7	AUTRE	
<b>COMMODITY TOTAL</b>		<b>8</b>			<b>8</b>		<b>TOTAL DE MARCHANDISE</b>

TABLE 13. COMMODITIES CARRIED FOR FOREIGN COUNTRIES BY COUNTRY OF DESTINATION, REGISTRY OF VESSEL, AND CANADIAN REGION - 1977

TABLEAU 13. MARCHANDISES CHARGÉES À DESTINATION DE PAYS ÉTRANGERS SELON LE PAYS DE DESTINATION, D'IMMATRICULATION DU NAVIRE ET LA RÉGION DU CANADA - 1977

		METRIC TONNES - TONNES MÉTRIQUE						
COUNTRY OF DESTINATION AND KIND OF CARGO	REGISTRY OF VESSEL	ATLANTIC ATLANTIQUE	GREAT LAKES GRANDS LACS	PACIFIC PACIFIQUE	TOTAL TOTAL	IMMATIC. DU NAVIRE	PAYS DE DESTINATION ET MARCHANDISE	
<b>ECUADOR</b>	<b>CONT.</b>						<b>EQUATEUR</b>	
TRUCKS AND CHASSIS	GREEK	2			2	GREGQ	CAMIONS ET CHASSIS	
MOTOR VEHICLE ENGINES	OTHER	18			18	AUTRE	MOTEURS DE VEH. AUTOM.	
RUBBER TIRES AND TUBES	OTHER	2			2	AUTRE	PNEUS, CHAMBRES À AIR	
EQUIPMENT MISC.	GREEK	1	16		17	GREGQ	MATERIEL DIVERS	
	U S A			1	1	E-U		
	OTHER	1 246			1 246	AUTRE		
<b>COMMODITY TOTAL</b>		<b>1 247</b>	<b>16</b>	<b>1</b>	<b>1 264</b>		<b>TOTAL DE MARCHANDISE</b>	
PERSONAL, HOUSEHOLD GOODS	GER		2		2	ALL	ART. PERS. ET MENAGERS	
	GREEK	455	1		456	GREGQ		
	OTHER	8		6	14	AUTRE		
<b>COMMODITY TOTAL</b>		<b>463</b>	<b>3</b>	<b>6</b>	<b>472</b>		<b>TOTAL DE MARCHANDISE</b>	
CONTAINERS, CLOSURES	GREEK	20			20	GREGQ	CONTENEURS, FERMETURES	
	LIBER			2	2	LIBER		
	OTHER	8			8	AUTRE		
<b>COMMODITY TOTAL</b>		<b>28</b>		<b>2</b>	<b>30</b>		<b>TOTAL DE MARCHANDISE</b>	
MISC. END PRODUCTS NES	GER	15			15	ALL	PRODUITS FINIS DIVERS	
	GREEK	1			1	GREGQ		
	OTHER	161			161	AUTRE		
<b>COMMODITY TOTAL</b>		<b>177</b>			<b>177</b>		<b>TOTAL DE MARCHANDISE</b>	
GENERAL CARGO	PANAM	100			100	PANAM	MARCHANDISES DIVERSES	
	OTHER	87			87	AUTRE		
<b>COMMODITY TOTAL</b>		<b>187</b>			<b>187</b>		<b>TOTAL DE MARCHANDISE</b>	
CONTAINERIZED FREIGHT	GREEK	7			7	GREGQ	FRET CONTENEURISE	
	OTHER	6			6	AUTRE		
<b>COMMODITY TOTAL</b>		<b>13</b>			<b>13</b>		<b>TOTAL DE MARCHANDISE</b>	
<b>COUNTRY/REGION TOTAL</b>		<b>24 310*</b>	<b>2 056*</b>	<b>12 234*</b>	<b>38 600*</b>		<b>TOTAL DE PAYS/REGION</b>	
<b>PERU</b>							<b>PEROU</b>	
MILK POWDER	OTHER	100			100	AUTRE	LAIT EN POUORE	
BARLEY	GER		4 200		4 200	ALL	ORGE	
	PANAM		5 150		5 150	PANAM		
<b>COMMODITY TOTAL</b>			<b>9 350</b>		<b>9 350</b>		<b>TOTAL DE MARCHANDISE</b>	
OATS	GER		500		500	ALL	AVOINE	
	GREEK		210		210	GREGQ		
	LIBER			3 000	3 000	LIBER		
<b>COMMODITY TOTAL</b>			<b>710</b>	<b>3 000</b>	<b>3 710</b>		<b>TOTAL DE MARCHANDISE</b>	
WHEAT	LIBER			26 250	26 250	LIBER	BLE	
	OTHER			36 566	36 566	AUTRE		
<b>COMMODITY TOTAL</b>				<b>62 816</b>	<b>62 816</b>		<b>TOTAL DE MARCHANDISE</b>	
WHEAT FLOUR	OTHER	230			230	AUTRE	FARINE DE BLE	
CEREALS MILLED, NES	OTHER	44			44	AUTRE	CEREALES MÛLUES, NDA	
VEGETABLES, DRIED	OTHER	27			27	AUTRE	LEGUMES, SECS	
VEGETABLE PREP. NES	OTHER	11			11	AUTRE	PREP. DE LEGUMES NDA	
SUGAR, NES	GER	25			25	ALL	SUCRE, NDA	
MISC. FOOD PREP. NES	OTHER	4			4	AUTRE	DIV. PREP. ALIM. NDA	
BOLTS, ROUND TIMBER	OTHER			64	64	AUTRE	BILLOTS, BOIS ROUNDS	
ASBESTOS	U S A			913	913	E-U	AMIANTE	
	OTHER	1 603			1 603	AUTRE		
<b>COMMODITY TOTAL</b>		<b>1 603</b>		<b>913</b>	<b>2 516</b>		<b>TOTAL DE MARCHANDISE</b>	
SULPHUR IN ORES	GREEK			3 239	3 239	GREGQ	SOUFRE EN MINERAL	
LUMBER AND TIMBER	OTHER			724	724	AUTRE	BOIS D'OEUVRE ET CHARP.	
PULP	GREEK	9		513	522	GREGQ	PATE	
	OTHER	549		3 420	3 969	AUTRE		
<b>COMMODITY TOTAL</b>		<b>558</b>		<b>3 933</b>	<b>4 491</b>		<b>TOTAL DE MARCHANDISE</b>	
NEWSPRINT PAPER	GREEK	400		440	840	GREGQ	PAPIER JOURNAL	
	NORV	2 722			2 722	NORV		
	OTHER	10 303		1 114	11 417	AUTRE		
<b>COMMODITY TOTAL</b>		<b>13 425</b>		<b>1 554</b>	<b>14 979</b>		<b>TOTAL DE MARCHANDISE</b>	
PAPER NES	GREEK	4			4	GREGQ	PAPIER NDA	
	OTHER	10			10	AUTRE		
<b>COMMODITY TOTAL</b>		<b>14</b>			<b>14</b>		<b>TOTAL DE MARCHANDISE</b>	
TEXTILE FAB. MTL NES	OTHER	26			26	AUTRE	OUVR. EN MAT. TEXT. NDA	
METALLIC SALTS	OTHER	1			1	AUTRE	SELS METALLIQUES	
INORGANIC CHEMS. NES	OTHER	161			161	AUTRE	PROD. CHIM. INORG. NDA	
ORGANIC CHEMICALS NES	GER	15			15	ALL	PROD. CHIM. ORG. NDA	
	GREEK	20			20	GREGQ		
	OTHER	69			69	AUTRE		
<b>COMMODITY TOTAL</b>		<b>104</b>			<b>104</b>		<b>TOTAL DE MARCHANDISE</b>	
EXPLOS., FUSES, CAPS	DENMK	64			64	DANMK	EXPLOS., AMORCES, DET.	
	OTHER	190			190	AUTRE		
<b>COMMODITY TOTAL</b>		<b>254</b>			<b>254</b>		<b>TOTAL DE MARCHANDISE</b>	
AGRICULTURAL CHEMICALS	OTHER	28			28	AUTRE	PROD. CHIM. AGRICOLES	
SYNTHETIC RUBBER	OTHER	20			20	AUTRE	CACOUTCHOU SYNTHETIQUE	
PLASTIC MATERIALS	GREEK		30		30	GREGQ	MATIERES PLASTIQUES	
	OTHER	396			396	AUTRE		
<b>COMMODITY TOTAL</b>		<b>396</b>	<b>30</b>		<b>426</b>		<b>TOTAL DE MARCHANDISE</b>	
DYE STUFF, PIGMENT, PAINT	OTHER	2			2	AUTRE	MAT. COLOR. PIG. PEINTURE	
LUBRICATING OIL, GREASE	GREEK		12		12	GREGQ	HUILE, GRAISSE LUBRIF.	
PETROL, COAL PROD. NES	GREEK	9	22		31	GREGQ	DERIVE PETR. CHARB. NDA	
CASTINGS, FORGINGS	OTHER	14			14	AUTRE	MOUL. PIECES FORGEES	
PLATE & SHEET STEEL	GREEK	2			2	GREGQ	TOLES, FEUILLES D'ACIER	
	OTHER	4 758			4 758	AUTRE		
<b>COMMODITY TOTAL</b>		<b>4 760</b>			<b>4 760</b>		<b>TOTAL DE MARCHANDISE</b>	
STRUCTURAL SHAPES	OTHER	74			74	AUTRE	PROFILES DE CONSTRUCT.	



TABLE 10. COMMODITIES LOADED FOR FOREIGN COUNTRIES BY COUNTRY OF DESTINATION, REGISTRY OF VESSEL AND CANADIAN REGION - 1977

TABLÉAU 10. MARCHANDISES CHARGÉES À DESTINATION DE PAYS ÉTRANGERS SELON LE PAYS DE DESTINATION, L'IMMATRICULATION DU NAVIRE ET LA RÉGION DU CANADA - 1977

		METRIC TONNES - TONNES METRIQUE						
COUNTRY OF DESTINATION AND KIND OF CARGO	REGISTRY OF VESSEL	ATLANTIC ATLANTIQUE	GREAT LAKES GRANDS LACS	PACIFIC PACIFIQUE	TOTAL TOTAL	IMMTRIC. DU NAVIRE	PAYS DE DESTINATION ET MARCHANDISE	
<b>PERU</b>	<b>CONT.</b>						<b>PEROU</b>	
RAILS & TRACK MATERIAL	OTHER	1 202			1 202	AUTRE	SUITE	
PIPES, TUBES: IRON, STEEL	OTHER	571		18	589	AUTRE	RAILS, MAT. VOIE FERREE	
WIPE	OTHER	28			28	AUTRE	TUYAUX, TUBES: FER, ACIER	
ALUMINIUM	GREEK			230	230	GRECQ	FIL METALLIQUE	
	OTHER	1 598		370	1 968	AUTRE	ALUMINIUM	
<b>COMMODITY TOTAL</b>		<b>1 598</b>		<b>600</b>	<b>2 198</b>		<b>TOTAL DE MARCHANDISE</b>	
METAL FAB. BASIC PROD.	GREEK	54			54	GRECQ	OUVR. DE BASE EN METAL	
	OTHER	43		1	44	AUTRE		
<b>COMMODITY TOTAL</b>		<b>97</b>		<b>1</b>	<b>98</b>		<b>TOTAL DE MARCHANDISE</b>	
ASBESTOS BASIC PROD.	OTHER	2			2	AUTRE	OUVR. DE BASE AMIANTE	
CEMENT	OTHER	14			14	AUTRE	CEMENT	
MACHINERY NES	GREEK			21	21	GRECQ	MACHINES NDA	
	U S A			18	18	E-U		
	OTHER	578		1	579	AUTRE		
<b>COMMODITY TOTAL</b>		<b>578</b>		<b>40</b>	<b>618</b>		<b>TOTAL DE MARCHANDISE</b>	
RAILWAY ROLLING STOCK	OTHER	520			520	AUTRE	MAT. ROUL. DE CH. DE FER	
PASS. AUTOS AND CHASSIS	GREEK	2			2	GRECQ	VOITURES PART., CHASSIS	
	OTHER	2			2	AUTRE		
<b>COMMODITY TOTAL</b>		<b>4</b>			<b>4</b>		<b>TOTAL DE MARCHANDISE</b>	
TRUCKS AND CHASSIS	GER		55		55	ALL	CAMIONS ET CHASSIS	
	GREEK		54		54	GRECQ		
	OTHER	10			10	AUTRE		
<b>COMMODITY TOTAL</b>		<b>10</b>	<b>109</b>		<b>119</b>		<b>TOTAL DE MARCHANDISE</b>	
MOTOR VEHICLE ENGINES	GREEK		2		2	GRECQ	MOTEURS DE VEH. AUTOM.	
	OTHER	27			27	AUTRE		
<b>COMMODITY TOTAL</b>		<b>27</b>	<b>2</b>		<b>29</b>		<b>TOTAL DE MARCHANDISE</b>	
ROAD MOTOR VEH. NES	GREEK	3			3	GRECQ	VEH. AUTOM. ROUTIERS NDA	
	OTHER	27			27	AUTRE		
<b>COMMODITY TOTAL</b>		<b>30</b>			<b>30</b>		<b>TOTAL DE MARCHANDISE</b>	
SHIPS, AIRCRAFT, MIS. VEH	OTHER			1	1	AUTRE	NAVIRES, AVIONS, VEH. DIV	
RUBBER TIRES AND TUBES	GREEK		4		4	GRECQ	PNEUS, CHAMBRES A AIR	
	OTHER	6			6	AUTRE		
<b>COMMODITY TOTAL</b>		<b>6</b>	<b>4</b>		<b>10</b>		<b>TOTAL DE MARCHANDISE</b>	
EQUIPMENT MISC.	GER		5		5	ALL	MATERIEL DIVERS	
	GREEK	2	47		49	GRECQ		
	OTHER	207		7	214	AUTRE		
<b>COMMODITY TOTAL</b>		<b>209</b>	<b>52</b>	<b>7</b>	<b>268</b>		<b>TOTAL DE MARCHANDISE</b>	
PERSONAL, HSEHOLD GOODS	OTHER	1		83	84	AUTRE	ART. PERS. ET MENAGERS	
CONTAINERS, CLOSURES	OTHER	5			5	AUTRE	CONTENEURS, FERMETURES	
MISC. END PRODUCTS NES	GREEK	3			3	GRECQ	PRODUITS FINIS DIV. NDA	
	OTHER	30			30	AUTRE		
<b>COMMODITY TOTAL</b>		<b>33</b>			<b>33</b>		<b>TOTAL DE MARCHANDISE</b>	
GENERAL CARGO	GREEK			10	10	GRECQ	MARCHANDISES DIVERSES	
	OTHER	5		5	10	AUTRE		
<b>COMMODITY TOTAL</b>		<b>5</b>		<b>15</b>	<b>20</b>		<b>TOTAL DE MARCHANDISE</b>	
CONTAINERIZED FREIGHT	U S A			11	11	E-U	FRET CONTENEURISE	
	OTHER	87			87	AUTRE		
<b>COMMODITY TOTAL</b>		<b>87</b>		<b>11</b>	<b>98</b>		<b>TOTAL DE MARCHANDISE</b>	
<b>COUNTRY/REGION TOTAL</b>		<b>26 917*</b>	<b>10 291*</b>	<b>77 019*</b>	<b>114 227*</b>		<b>TOTAL DE PAYS/REGION</b>	
<b>SURINAM</b>							<b>SURINAM</b>	
PAPERBOARD	U K	329			329	R U	CARTON	
<b>COUNTRY/REGION TOTAL</b>		<b>329*</b>	<b>*</b>	<b>*</b>	<b>329*</b>		<b>TOTAL DE PAYS/REGION</b>	
<b>URUGUAY</b>							<b>URUGUAY</b>	
POTATOES	GEP	1 704			1 704	ALL	POMMES DE TERRE	
	LIBER	5 015			5 015	LIBER		
	OTHER	10 639			10 639	AUTRE		
<b>COMMODITY TOTAL</b>		<b>17 358</b>			<b>17 358</b>		<b>TOTAL DE MARCHANDISE</b>	
ASBESTOS	OTHER	547		54	601	AUTRE	AMIANTE	
LUMBER AND TIMBER	NORW			162	162	NORV	BOIS D'OEUVRE ET CHARP.	
	OTHER			49	49	AUTRE		
<b>COMMODITY TOTAL</b>				<b>211</b>	<b>211</b>		<b>TOTAL DE MARCHANDISE</b>	
NEWSPRINT PAPER	NORW			194	194	NORV	PAPIER JOURNAL	
	LIBER			51	51	LIBER		
	OTHER	4 530		102	4 632	AUTRE		
<b>COMMODITY TOTAL</b>		<b>4 530</b>		<b>347</b>	<b>4 877</b>		<b>TOTAL DE MARCHANDISE</b>	
ORGANIC CHEMICALS NES	OTHER	6		10	16	AUTRE	PROD. CHIM. ORGAN. NDA	
ALUMINIUM	NORW			217	217	NORV	ALUMINIUM	
	U S A			1 118	1 118	E-U		
<b>COMMODITY TOTAL</b>				<b>1 335</b>	<b>1 335</b>		<b>TOTAL DE MARCHANDISE</b>	
MOTOR VEHICLE ENGINES	OTHER	1			1	AUTRE	MOTEURS DE VEH. AUTOM.	
PERSONAL, HSEHOLD GOODS	OTHER	8			8	AUTRE	ART. PERS. ET MENAGERS	
MISC. END PRODUCTS NES	OTHER	1			1	AUTRE	PRODUITS FINIS DIV. NDA	
CONTAINERIZED FREIGHT	U S A			54	54	E-U	FRET CONTENEURISE	
<b>COUNTRY/REGION TOTAL</b>		<b>22 451*</b>	<b>*</b>	<b>2 011*</b>	<b>24 462*</b>		<b>TOTAL DE PAYS/REGION</b>	
<b>VENEZUELA</b>							<b>VENEZUELA</b>	
MEAT AND MEAT PREP. NES	OTHER	35			35	AUTRE	VIANDES ET PREP. NDA	
FISH, CANNED	U S A			20	20	E-U	POISSON EN BOITES	

TABLE 18. COMMODITIES LOADED FOR FOREIGN COUNTRIES BY COUNTRY OF DESTINATION, REGISTRY OF VESSEL AND CANADIAN WHEAT - 1977

TABLÉAU 18. MARCHANDISES CHARGÉES À DESTINATION DE PAYS ÉTRANGERS SELON LE PAYS DE DESTINATION, L'IMMATRICULATION

DU NAVIRE ET LA RÉGION DU CANADA - 1977

METRIC TONNES - TONNES MÉTRIQUE

COUNTRY OF DESTINATION AND KIND OF CARGO	REGISTRY OF VESSEL	ATLANTIC ATLANTIQUE	GREAT LAKES GRANDS LACS	PACIFIC PACIFIQUE	TOTAL TOTAL	IMMATRIC. DU NAVIRE	PAYS DE DESTINATION ET MARCHANDISE
VENEZUELA CCNT.							VENEZUELA SUITE
MILK POWDER	U K	83			83	R U	LAIT EN POUDRE
	GER	1 276			1 276	ALL	
	GREEK	485			485	GRECQ	
	PANAM	148			148	PANAM	
	OTHER	392			392	AUTRE	
COMMODITY TOTAL		2 384			2 384		TOTAL DE MARCHANDISE
OATS	U K	54			54	R U	AVOINE
	GER	237			237	ALL	
	GREEK	67	2 339		2 406	GRECQ	
	PANAM	101			101	PANAM	
	OTHER	516			516	AUTRE	
COMMODITY TOTAL		975	2 339		3 314		TOTAL DE MARCHANDISE
RYE	U K	6			6	R U	SEIGLE
	GER	5			5	ALL	
	OTHER	11			11	AUTRE	
COMMODITY TOTAL		22			22		TOTAL DE MARCHANDISE
WHEAT	GER	64			64	ALL	BLÉ
	GREEK	20 042			20 042	GRECQ	
	ITALY			29 901	29 901	ITAL	
	PANAM	19 385			19 385	PANAM	
	OTHER	182			182	AUTRE	
COMMODITY TOTAL		39 673		29 901	69 574		TOTAL DE MARCHANDISE
MALT AND MALT FLOUR	GER	802			802	ALL	MALT ET FARINE DE MALT
	GREEK	940			940	GRECQ	
	PANAM	824			824	PANAM	
	OTHER	704			704	AUTRE	
COMMODITY TOTAL		3 270			3 270		TOTAL DE MARCHANDISE
APPLES	U K			146	146	R U	POMMES
	U S A			1 477	1 477	E-U	
	OTHER			54	54	AUTRE	
COMMODITY TOTAL				1 677	1 677		TOTAL DE MARCHANDISE
FRESH FRUITS, BERRIES	U S A			100	100	E-U	FRUITS, BAIES FRAIS
	OTHER			111	111	AUTRE	
COMMODITY TOTAL				211	211		TOTAL DE MARCHANDISE
FRUITS, PREP. CANNED	GREEK	5			5	GRECQ	FRUITS PRÉP. EN BOÎTE
POTATOES	DENMK	5 189			5 189	DANMK	POMMES DE TERRE
	GREEK	8 214			8 214	GRECQ	
	LIBER	1 518			1 518	LIBER	
	JAPAN	1 144			1 144	JAPON	
	OTHER	3 043			3 043	AUTRE	
COMMODITY TOTAL		19 108			19 108		TOTAL DE MARCHANDISE
VEGETABLES, FRESH	GREEK	227			227	GRECQ	LEGUMES, FRAIS
	PANAM	18			18	PANAM	
	OTHER	2			2	AUTRE	
COMMODITY TOTAL		247			247		TOTAL DE MARCHANDISE
VEGETABLES, FROZEN	U K			91	91	R U	LEGUMES, CONGELÉS
	U S A			192	192	E-U	
	OTHER			171	171	AUTRE	
COMMODITY TOTAL				454	454		TOTAL DE MARCHANDISE
VEGETABLES, DRIED	U K			640	640	R U	LEGUMES, SECS
	GER	1 538			1 538	ALL	
	GREEK	200			200	GRECQ	
	NORV			163	163	NORV	
	PANAM	1 216			1 216	PANAM	
	OTHER	568			795	AUTRE	
COMMODITY TOTAL		3 522		1 030	4 552		TOTAL DE MARCHANDISE
SUGAR, NES	PANAM	56			56	PANAM	SUCRE, NDA
SPICES	GER	31			31	ALL	ÉPICES
	PANAM	3			3	PANAM	
COMMODITY TOTAL		34			34		TOTAL DE MARCHANDISE
SAUSAGE SKINS, CASINGS	GER	5			5	ALL	BOYAUX À SAUCISSES
MISC. FOOD PREP. NES	GER	219			219	ALL	DIV. PRÉP. ALIM. NDA
	OTHER	7			7	AUTRE	
COMMODITY TOTAL		226			226		TOTAL DE MARCHANDISE
GROUND CEREALS NES	GER	2 608			2 608	ALL	CÉRÉALES MOULUES NDA
FEEDS, VEGETABLE ORIGIN	GER	52			52	ALL	PROV. D'ORIGINE VÉGÉTALE
	OTHER	14			14	AUTRE	
COMMODITY TOTAL		66			66		TOTAL DE MARCHANDISE
CONC. COMPLETE FEEDS	GER	60			60	ALL	CONC., PROV. COMPLÈTES
	PANAM	6			6	PANAM	
	OTHER	38			38	AUTRE	
COMMODITY TOTAL		104			104		TOTAL DE MARCHANDISE
DIST. ALCOHOLIC BEV.	OTHER	3			3	AUTRE	BOISS. ALCOOL. DIST.
RAW HIDES AND SKINS	OTHER	7			7	AUTRE	PEAUX ET CUIRS BRUT
CRUDE ANIMAL PROD. NES	GER	1			1	ALL	PR. BRUTS ORIG. ANIM. NDA
CRUDE WOOD MTL. NES	PANAM	13			13	PANAM	MATIÈRES BOIS BRUT NDA
	OTHER	201			201	AUTRE	
COMMODITY TOTAL		214			214		TOTAL DE MARCHANDISE
ASBESTOS	U K	157			157	R U	AMIANTE
	GER	4 932			4 932	ALL	
	GREEK	719			719	GRECQ	
	PANAM	3 261			3 261	PANAM	
	U S A			100	100	E-U	
	OTHER	1 384			1 384	AUTRE	
COMMODITY TOTAL		10 453		100	10 553		TOTAL DE MARCHANDISE
BARYTES, NATURAL	PANAM	3 912			3 912	PANAM	BARYTINE NATURELLE

TABLE 18. COMMODITIES LOADED FOR FOREIGN COUNTRIES BY COUNTRY OF DESTINATION, REGISTRY OF VESSEL AND CANADIAN REGION - 1977

TABLEAU 18. MARCHANDISES CHARGÉES À DESTINATION DE PAYS ÉTRANGERS SELON LE PAYS DE DESTINATION, L'IMMATRICULATION DU NAVIRE ET LA RÉGION DU CANADA - 1977

COUNTRY OF DESTINATION AND KIND OF CARGO	REGISTRY OF VESSEL	METRIC TONNES - TONNES METRIQUE				TOTAL TOTAL	IMMATIC. DU NAVIRE	PAYS DE DESTINATION ET MARCHANDISE
		ATLANTIC ATLANTIQUE	GREAT LAKES GRANDS LACS	PACIFIC PACIFIQUE	TOTAL			
VENEZUELA CONT. WASTE AND SCRAP NES RUBBER FAB. MATERIALS LUMBER AND TIMBER	GER GREEK GER GREEK LIBER PANAM	336  130  38	4	5 948 2 030	336 4 130 5 948 2 030 38	ALL GRECO ALL GRECO LIBER PANAM	VENEZUELA SUITE DECHETS ET REBUTS NDA DEMI-PROD. CADUTCHOUC BOIS OEUVRE ET CHARP.	
COMMODITY TOTAL SAWMILL PRODUCTS NES WOOD FAB. MATERIALS	GER GER PANAM	168 15 69 2		7 978	8 146 15 69 2	ALL ALL PANAM	TOTAL DE MARCHANDISE SCIAGES NDA DEMI-PRODUITS EN BOIS	
COMMODITY TOTAL PULP	U K GER GREEK NORW PANAM OTHER	1 817		1 345 2 740 6 567 10 008	1 345 4 557 6 567 10 008	R U ALL GRECO NORV PANAM AUTRE	TOTAL DE MARCHANDISE PATE	
COMMODITY TOTAL NEWSPRINT PAPER	U K GER GREEK NORW LIBER JAPAN PANAM OTHER	5 538 5 112 9 634 8 778 7 864		2 124 22 784 11 473	4 413 28 322 16 585 9 634 9 856 10 776 3 110 2 859 3 665 25 628	R U ALL GRECO NORV LIBER JAPON PANAM AUTRE	TOTAL DE MARCHANDISE PAPIER JOURNAL	
COMMODITY TOTAL PAPER NES	U K GER GREEK PANAM OTHER	60 907 88 918 49 246 65		2 633 21 206	82 113 88 918 49 246 65	R U ALL GRECO PANAM AUTRE	TOTAL DE MARCHANDISE PAPIER NDA	
COMMODITY TOTAL PAPERBOARD	U K GER	1 4			1 4	R U ALL	TOTAL DE MARCHANDISE CARTON	
COMMODITY TOTAL BLOG. PAPER AND BOARD	GER OTHER	5 39			5 39	ALL AUTRE	TOTAL DE MARCHANDISE PLAQ. CONSTR., PAP./CART.	
COMMODITY TOTAL WET MACHINE BOARD	GER PANAM	44 7 3			44 7 3	ALL PANAM	TOTAL DE MARCHANDISE CARTON EN PATE PRESSE	
COMMODITY TOTAL TEXTILE FAB. MTL NES	GER GREEK PANAM OTHER	10 331 154 208 122			10 331 154 208 122	ALL GRECO PANAM AUTRE	TOTAL DE MARCHANDISE OUVR. EN MAT. TEXT. NDA	
COMMODITY TOTAL ANIMAL OILS, EXC. MARINE VEG. OILS, FATS NES	PANAM U K GER OTHER	815 8 2 2 3			815 8 2 2 3	PANAM R U ALL AUTRE	TOTAL DE MARCHANDISE HUIL. ANIM. SAUF AN. MAR. HUIL. MAT. GRAS. VEG. NDA	
COMMODITY TOTAL OILS, FATS, WAXES NES	PANAM OTHER	7 5 15			7 5 15	PANAM AUTRE	TOTAL DE MARCHANDISE HUIL. MAT. GRAS. CIRE NDA	
COMMODITY TOTAL SULPHURIC ACID INORGANIC CHEMS. NES	U K GER GREEK PANAM OTHER	20 5 703 47 43 1 258 217	1 165		20 5 703 47 43 2 423 217	R U ALL GRECO PANAM AUTRE	TOTAL DE MARCHANDISE ACIDE SULFURIQUE PROD. CHIM. INORG. NDA	
COMMODITY TOTAL ORGANIC CHEMICALS NES	GER PANAM U S A OTHER	1 565 118 198 32	1 165		2 730 118 198 32	ALL PANAM E-U AUTRE	TOTAL DE MARCHANDISE PROD. CHIM. ORGAN. NDA	
COMMODITY TOTAL EXPLOS., FUSES, CAPS	DENMK OTHER	348 16 4		102	450 16 4	ALL DANMK AUTRE	TOTAL DE MARCHANDISE EXPLOS., AMORCES, DET.	
COMMODITY TOTAL FERTILIZERS NES SYNTHETIC RUBBER PLASTIC MATERIALS	OTHER GER U K GER GREEK PANAM OTHER	20 9 20 54 184 21 229 119			20 9 20 54 184 21 229 119	ALL AUTRE ALL R U ALL GRECO PANAM AUTRE	TOTAL DE MARCHANDISE ENGRAIS CHIMIQUE NDA CADUTCHOUC SYNTHETIQUE MATTERES PLASTIQUES	
COMMODITY TOTAL DYESTUFF, PIGMENT, PAINT	GER GREEK PANAM U S A OTHER	607 12 8 13 6			607 12 8 13 6	ALL GRECO PANAM E-U AUTRE	TOTAL DE MARCHANDISE MAT. COLOR. PIG. PEINTURES	
COMMODITY TOTAL CHEM. SPECIALTIES NES	GER PANAM	39 5 33		9	48 5 33	ALL PANAM	TOTAL DE MARCHANDISE PROD. CHIM. SPECIAUX NDA	
COMMODITY TOTAL		38			38		TOTAL DE MARCHANDISE	



TABLE 28. COMMODITIES LOADED FOR FOREIGN COUNTRIES BY COUNTRY OF DESTINATION, REGISTRY OF VESSEL AND CANADIAN REGION - 1977

TABLEAU 28. MARCHANDISES CHARGÉES À DESTINATION DU PAYS ÉTRANGER SELON LE PAYS DE DESTINATION, L'IMMATRICULATION DU NAVIRE ET LA RÉGION DU CANADA - 1977

COUNTRY OF DESTINATION AND KIND OF CARGO	REGISTRY OF VESSEL	METRIC TONNES - TONNES MÉTRIQUE				TOTAL	IMMATRIC. DU NAVIRE	PAYS DE DESTINATION ET MARCHANDISE
		ATLANTIC ATLANTIQUE	GREAT LAKES GRANDS LACS	PACIFIC PACIFIQUE	TOTAL			
<b>VENEZUELA CONT.</b>							<b>VENEZUELA SUITE</b>	
ASPHALTS, ROAD OILS	PANAM	46			46	PANAM	ASPHALTE, BITUME LIQD.	
PETROL, COAL PROD. NES	PANAM	9			9	PANAM	DÉRIVE PÉTR. CHARB. NDA	
FERRO-ALLOYS	OTHER	3 500			3 500	AUTRE	FERRO-ALLIAGES	
PRIMARY IRON, STEEL NES	GER	3			3	ALL	FER, ACIER PH. MAIR. NDA	
	PANAM	14 969			14 969	PANAM		
	OTHER	14 969			14 969	AUTRE		
<b>COMMODITY TOTAL</b>		<b>29 941</b>			<b>29 941</b>		<b>TOTAL DE MARCHANDISE</b>	
BARS AND RODS, STEEL	OTHER	20			20	AUTRE	BARRES ET TIGES ACIER	
PLATE & SHEET STEEL	U K	6			6	R U	TOLES, FEUILLES D'ACIER	
	GER	539			539	ALL		
	GREEK	97			97	GREQC		
	PANAM	160			160	PANAM		
	OTHER	205			205	AUTRE		
<b>COMMODITY TOTAL</b>		<b>1 007</b>			<b>1 007</b>		<b>TOTAL DE MARCHANDISE</b>	
STRUCTURAL SHAPES	GER	47			47	ALL	PROFILES DE CONSTRUCT.	
	GREEK	20			20	GREQC		
	PANAM	895			895	PANAM		
<b>COMMODITY TOTAL</b>		<b>962</b>			<b>962</b>		<b>TOTAL DE MARCHANDISE</b>	
PIPES, TUBES: IRON, STEEL	GER	232			232	ALL	TUYAUX, TUBES: FER, ACIER	
WIRE	GER	606			606	ALL	FIL MÉTALLIQUE	
	PANAM	5			5	PANAM		
<b>COMMODITY TOTAL</b>		<b>611</b>			<b>611</b>		<b>TOTAL DE MARCHANDISE</b>	
ALUMINUM	U K	2			2	R U	ALUMINIUM	
	GER	2 310			2 310	ALL		
	GREEK	54			54	GREQC		
	NORW	3 407		3 808	7 215	NORV		
	PANAM	3 341			3 341	PANAM		
	OTHER	905			905	AUTRE		
<b>COMMODITY TOTAL</b>		<b>10 019</b>		<b>3 808</b>	<b>13 827</b>		<b>TOTAL DE MARCHANDISE</b>	
COPPER AND ALLOYS	U K	300			300	R U	CUIVRE ET ALLIAGES	
	GER	2 703			2 703	ALL		
	GREEK	16			16	GREQC		
	PANAM	899			899	PANAM		
	OTHER	731			731	AUTRE		
<b>COMMODITY TOTAL</b>		<b>4 649</b>			<b>4 649</b>		<b>TOTAL DE MARCHANDISE</b>	
NICKEL AND ALLOYS	U K	2			2	R U	NICKEL ET ALLIAGES	
	GER	16			16	ALL		
	GREEK	2			2	GREQC		
	PANAM	1			1	PANAM		
	U S A			131	131	E-U		
	OTHER	4			4	AUTRE		
<b>COMMODITY TOTAL</b>		<b>25</b>		<b>131</b>	<b>156</b>		<b>TOTAL DE MARCHANDISE</b>	
ZINC AND ALLOYS	GER	1 102			1 102	ALL	ZINC ET ALLIAGES	
	GREEK	691			691	GREQC		
	PANAM	1 222			1 222	PANAM		
	U S A			1 347	1 347	E-U		
	OTHER	568			733	AUTRE		
<b>COMMODITY TOTAL</b>		<b>3 583</b>		<b>1 512</b>	<b>5 095</b>		<b>TOTAL DE MARCHANDISE</b>	
NON-FERROUS METALS NES	GER	5			5	ALL	MÉTAUX NON-FERREUX NDA	
	OTHER	6			6	AUTRE		
<b>COMMODITY TOTAL</b>		<b>11</b>			<b>11</b>		<b>TOTAL DE MARCHANDISE</b>	
METAL FAB. BASIC PROD.	U K	5			5	R U	OUVR. DE BASE EN MÉTAL	
	GER	45			45	ALL		
	PANAM	33			33	PANAM		
	U S A			27	27	E-U		
	OTHER	34			34	AUTRE		
<b>COMMODITY TOTAL</b>		<b>117</b>		<b>27</b>	<b>144</b>		<b>TOTAL DE MARCHANDISE</b>	
BRICKS, TILES NES	U K	259			259	R U	BRIQUES, TUILES NDA	
	GER	840			840	ALL		
	PANAM	144			144	PANAM		
<b>COMMODITY TOTAL</b>		<b>1 243</b>			<b>1 243</b>		<b>TOTAL DE MARCHANDISE</b>	
GLASS BASIC PRODUCTS	GER	96			96	ALL	OUVR. DE BASE EN VERRE	
	OTHER	145			145	AUTRE		
<b>COMMODITY TOTAL</b>		<b>241</b>			<b>241</b>		<b>TOTAL DE MARCHANDISE</b>	
ASBESTOS BASIC PROD.	GER	54			54	ALL	OUVR. DE BASE AMIANTE	
CEMENT	GER	8			8	ALL	CIMENT	
NON-MET. MIN. BASIC PROD	GER	5			5	ALL	PROD. MIN. NON-MET. BASE	
MISC. FABRICATED PROD.	GER	26			26	ALL	OUVRAGES DIVERS	
	PANAM	5			5	PANAM		
<b>COMMODITY TOTAL</b>		<b>31</b>			<b>31</b>		<b>TOTAL DE MARCHANDISE</b>	
TRACTORS	U K			109	109	R U	TRACTEURS	
	GER	434			434	ALL		
<b>COMMODITY TOTAL</b>		<b>434</b>		<b>109</b>	<b>543</b>		<b>TOTAL DE MARCHANDISE</b>	
MACHINERY NES	U K	87			204	R U	MACHINES NDA	
	GER	1 027			1 027	ALL		
	GREEK	489			489	GREQC		
	NORW			111	111	NORV		
	LIBER	133			133	LIBER		
	PANAM	295			295	PANAM		
	U S A			7	7	E-U		
	OTHER	1 772			1 940	AUTRE		
<b>COMMODITY TOTAL</b>		<b>3 803</b>		<b>403</b>	<b>4 206</b>		<b>TOTAL DE MARCHANDISE</b>	
PASS. AUTOS AND CHASSIS	U K	3 440			3 440	R U	VOITURES PART., CHASSIS	
	GER	16 633			16 633	ALL		
	GREEK	7 804			7 804	GREQC		
	PANAM	1 691			1 691	PANAM		

TABLE 18. COMMODITIES LOADED FOR FOREIGN COUNTRIES BY COUNTRY OF DESTINATION, REGISTRY OF VESSEL AND CANADIAN REGION - 1977

TABLEAU 18. MARCHANDISES CHARGÉES A DESTINATION DE PAYS ÉTRANGERS SELON LE PAYS DE DESTINATION, L'IMMATRICULATION DU NAVIRE ET LA RÉGION DU CANADA - 1977

METRIC TONNES - TONNES MÉTRIQUE

COUNTRY OF DESTINATION AND KIND OF CARGO	REGISTRY OF VESSEL	ATLANTIC ATLANTIQUE	GREAT LAKES GRANDS LACS	PACIFIC PACIFIQUE	TOTAL TOTAL	IMMATIC. DU NAVIRE	PAYS DE DESTINATION ET MARCHANDISE
<b>VENEZUELA</b>	<b>CONT.</b>						<b>VENEZUELA</b>
	OTHER	5 726			5 726	AUTRE	<b>SUITE</b>
<b>COMMODITY TOTAL</b>		<b>35 294</b>			<b>35 294</b>		<b>TOTAL DE MARCHANDISE</b>
TRUCKS AND CHASSIS	GER	1 353			1 353	ALL	CAMIONS ET CHASSIS
	PANAM	7 228			7 228	PANAM	
<b>COMMODITY TOTAL</b>		<b>8 581</b>			<b>8 581</b>		<b>TOTAL DE MARCHANDISE</b>
MOTOR VEHICLE ENGINES	U K	87			87	R U	MOTEURS DE VEH. AUTOM.
	GER	10 928			10 928	ALL	
	GREEK	2 231			2 231	GRECQ	
	NORW	6 130			6 130	NORV	
	PANAM	1 799			1 799	PANAM	
	OTHER	18 100	4 536		22 636	AUTRE	
<b>COMMODITY TOTAL</b>		<b>39 275</b>	<b>4 536</b>		<b>43 811</b>		<b>TOTAL DE MARCHANDISE</b>
SHIPS, AIRCRAFT, MIS. VEH	U K			31	31	R U	NAVIRES, AVIONS, VEH. DIV
RUBBER TIRES AND TUBES	U K	13			13	R U	PNEUS, CHAMBRES A AIR
	GER	37			37	ALL	
	GREEK	1			1	GRECQ	
	PANAM	4			4	PANAM	
	OTHER	44			44	AUTRE	
<b>COMMODITY TOTAL</b>		<b>99</b>			<b>99</b>		<b>TOTAL DE MARCHANDISE</b>
EQUIPMENT MISC.	U K	33		29	62	R U	MATERIEL DIVERS
	GER	375			375	ALL	
	GREEK	11			11	GRECQ	
	LIBER			2	2	LIBER	
	PANAM	30			30	PANAM	
	OTHER	631			631	AUTRE	
<b>COMMODITY TOTAL</b>		<b>1 080</b>		<b>31</b>	<b>1 111</b>		<b>TOTAL DE MARCHANDISE</b>
PERSONAL, HOUSEHOLD GOODS	U K	8			8	R U	ART. PERS. ET MENAGERS
	GER	11			11	ALL	
	GREEK	5			5	GRECQ	
	U S A			1	1	E-U	
	OTHER	4			4	AUTRE	
<b>COMMODITY TOTAL</b>		<b>28</b>		<b>1</b>	<b>29</b>		<b>TOTAL DE MARCHANDISE</b>
CONTAINERS, CLOSURES	GER	340			340	ALL	CONTENEURS, FERMETURES
	GREEK	89			89	GRECQ	
	PANAM	21			21	PANAM	
	OTHER	152			152	AUTRE	
<b>COMMODITY TOTAL</b>		<b>602</b>			<b>602</b>		<b>TOTAL DE MARCHANDISE</b>
MISC. END PRODUCTS NES	U K	11			11	R U	PRODUITS FINIS DIV. NDA
	GER	68			68	ALL	
	PANAM	5			5	PANAM	
	OTHER	2 884			2 884	AUTRE	
<b>COMMODITY TOTAL</b>		<b>2 968</b>			<b>2 968</b>		<b>TOTAL DE MARCHANDISE</b>
GENERAL CARGO	GER	141			141	ALL	MARCHANDISES DIVERSES
	PANAM	28			28	PANAM	
	OTHER	5			5	AUTRE	
<b>COMMODITY TOTAL</b>		<b>174</b>			<b>174</b>		<b>TOTAL DE MARCHANDISE</b>
CONTAINERIZED FREIGHT	U K	81			81	R U	FRET CONTENEURE SE
	GER	1 146			1 146	ALL	
	NORW	9			9	NORV	
	PANAM	469			469	PANAM	
	U S A			1 263	1 263	E-U	
	OTHER	292	9		301	AUTRE	
<b>COMMODITY TOTAL</b>		<b>1 997</b>	<b>9</b>	<b>1 263</b>	<b>3 269</b>		<b>TOTAL DE MARCHANDISE</b>
<b>COUNTRY/REGION TOTAL</b>		<b>315 238*</b>	<b>8 053*</b>	<b>92 788*</b>	<b>416 079*</b>		<b>TOTAL DE PAYS/REGION</b>
<b>BERMUDA</b>							<b>BERMUDES</b>
MEAT, FRESH OR FROZEN	GER	50			50	ALL	VIANDE, FRAICHE / CONG.
	SWEDN	25			25	SUEDE	
<b>COMMODITY TOTAL</b>		<b>75</b>			<b>75</b>		<b>TOTAL DE MARCHANDISE</b>
MEAT, CURED	NORW	19			19	NORV	VIANDE FUMEE OU SALEE
FISH, FRESH OR FROZEN	GER	38			38	ALL	POISSON, FRAIS OU CONG.
	NORW	8			8	NORV	
	SWEDN	4			4	SUEDE	
<b>COMMODITY TOTAL</b>		<b>50</b>			<b>50</b>		<b>TOTAL DE MARCHANDISE</b>
FISH, SALTED OR CURED	GER	32			32	ALL	POISSON, SALE OU FUME
	NORW	8			8	NORV	
	SWEDN	18			18	SUEDE	
<b>COMMODITY TOTAL</b>		<b>58</b>			<b>58</b>		<b>TOTAL DE MARCHANDISE</b>
FISH, CANNED	GER	8			8	ALL	POISSON EN BOITES
	SWEDN	21			21	SUEDE	
<b>COMMODITY TOTAL</b>		<b>29</b>			<b>29</b>		<b>TOTAL DE MARCHANDISE</b>
BUTTER	NORW	3			3	NORV	BEURRE
MILK POWDER	NORW	2			2	NORV	LAIT EN POUDE
DAIRY PROD., EGGS, HONEY	GER	2			2	ALL	PROD. LAIT., OEUFS, MIEL
	SWEON	1			1	SUEDE	
<b>COMMODITY TOTAL</b>		<b>3</b>			<b>3</b>		<b>TOTAL DE MARCHANDISE</b>
CORN MEAL AND FLOUR	GER	5			5	ALL	SEMOLLE, FARINE DE MAIS
	SWEDN	5			5	SUEDE	
<b>COMMODITY TOTAL</b>		<b>10</b>			<b>10</b>		<b>TOTAL DE MARCHANDISE</b>
WHEAT FLOUR	GER	500			500	ALL	FARINE DE BLE
	NORW	54			54	NORV	
	SWEDN	57			57	SUEDE	
<b>COMMODITY TOTAL</b>		<b>611</b>			<b>611</b>		<b>TOTAL DE MARCHANDISE</b>
CEREALS MILLED, NES	GER	19			19	ALL	CEREALES MOULUES, NDA

TABLE 18. COMMODITIES LOADED FOR FOREIGN COUNTRIES BY COUNTRY OF DESTINATION, REGISTRY OF VESSEL AND CANADIAN REGION - 1977

TABLEAU 18. MARCHANDISES CHARGÉES À DESTINATION DE PAYS ÉTRANGERS SELON LE PAYS DE DESTINATION, L'IMMATRICULATION DU NAVIRE ET LA RÉGION DU CANADA - 1977

METRIC TONNES - TONNES MÉTRIQUE

COUNTRY OF DESTINATION AND KIND OF CARGO	REGISTRY OF VESSEL	ATLANTIC ATLANTIQUE	GREAT LAKES GRANDS LACS	PACIFIC PACIFIQUE	TOTAL TOTAL	IMMATRIC. DU NAVIRE	PAYS DE DESTINATION ET MARCHANDISE
BERMUDA CCNT.							BERMUDES SUITE
BAKERY PROD., INC. FROZEN	GER	2			2	ALL	PROD. BOUL., PROD. LONG.
MACARONI, CEREAL PROD.	GER	9			9	ALL	PATES ALIM., PROD. CEREAL
	SWEDN	4			4	SUEDE	
COMMODITY TOTAL		13			13		TOTAL DE MARCHANDISE
APPLES	GER	28			28	ALL	POMMES
	NORW	22			22	NORV	
	SWEDN	13			13	SUEDE	
COMMODITY TOTAL		63			63		TOTAL DE MARCHANDISE
FRUIT JUICES	GER	6			6	ALL	JUS DE FRUIT
	SWEDN	12			12	SUEDE	
COMMODITY TOTAL		18			18		TOTAL DE MARCHANDISE
FRUITS, PREP. CANNED	GER	13			13	ALL	FRUITS PREP. EN BOITE
	NORW	8			8	NORV	
COMMODITY TOTAL		21			21		TOTAL DE MARCHANDISE
POTATOES	GER	144			144	ALL	POMMES DE TERRE
	NORW	56			56	NORV	
	SWEDN	23			23	SUEDE	
COMMODITY TOTAL		223			223		TOTAL DE MARCHANDISE
VEGETABLES, FRESH	NORW	9			9	NORV	LEGUMES, FRAIS
VEGETABLE PREP. NES	GER	20			20	ALL	PREP. DE LEGUMES NDA
	NORW	21			21	NORV	
	SWEDN	16			16	SUEDE	
COMMODITY TOTAL		57			57		TOTAL DE MARCHANDISE
SUGAR, NES	GER	9			9	ALL	SUCRE, NDA
	NORW	9			9	NORV	
COMMODITY TOTAL		18			18		TOTAL DE MARCHANDISE
SUGAR PREPARATIONS	GER	3			3	ALL	PREP. A BASE DE SUCRE
SPICES	SWEDN	4			4	SUEDE	ÉPICES
SHORTENING	GER	3			3	ALL	GRAISSE CULINAIRE
	SWEDN	3			3	SUEDE	
COMMODITY TOTAL		6			6		TOTAL DE MARCHANDISE
MISC. FOOD PREP. NES	GER	77			77	ALL	DIV. PREP. ALIM. NDA
	NORW	5			5	NORV	
	SWEDN	5			5	SUEDE	
COMMODITY TOTAL		87			87		TOTAL DE MARCHANDISE
GROUND CEREALS NES	NORW	7			7	NORV	CEREALES MOULUES NDA
CONC., COMPLETE FEEDS	SWEDN	1			1	SUEDE	CONC., PROV. COMPLETES
NON-ALCOHOLIC BEVERAGE	GER	1			1	ALL	BOISSONS NON-ALCOOLIQ.
DIST. ALCOHOLIC BEV.	GER	110			110	ALL	BOISS. ALCOOL. DIST.
	SWEDN	12			12	SUEDE	
COMMODITY TOTAL		122			122		TOTAL DE MARCHANDISE
CIGARETTES	NORW	3			3	NORV	CIGARETTES
	SWEDN	4			4	SUEDE	
COMMODITY TOTAL		7			7		TOTAL DE MARCHANDISE
NURSERY, GREENHOUSE STOCK	GER	9			9	ALL	PROD. PÉPINIÈRE, SERRE
CRUDE VEG. PROD. NES	GER	22			22	ALL	PR. BRUTS ORIG. VEG. NDA
	NORW	22			22	NORV	
COMMODITY TOTAL		44			44		TOTAL DE MARCHANDISE
SALT	GER	20			20	ALL	SEL
LUMBER AND TIMBER	GER	843			843	ALL	BOIS OEUVRE ET CHARP.
	NORW	109			109	NORV	
	SWEDN	190			190	SUEDE	
COMMODITY TOTAL		1 142			1 142		TOTAL DE MARCHANDISE
VENEER, PLYWOOD	GER	3			3	ALL	PLACAGES, CONTRE-PLAQ.
NEWSPRINT PAPER	GER	115			115	ALL	PAPIER JOURNAL
PAPER NES	GER	80			80	ALL	PAPIER NDA
	NORW	31			31	NORV	
	SWEDN	10			10	SUEDE	
COMMODITY TOTAL		121			121		TOTAL DE MARCHANDISE
PAPERBOARD	GER	3			3	ALL	CARTON
BLDG. PAPER AND BOARD	GER	1			1	ALL	PLAQ. CONSTR., PAP/CART.
	SWEDN	18			18	SUEDE	
COMMODITY TOTAL		19			19		TOTAL DE MARCHANDISE
CORDAGE, TWINE, ROPE	GER	3			3	ALL	CORDAGE, FICELLE, CORDE
TEXTILE FAB. MTL NES	GER	3			3	ALL	OUVR. EN MAT. TEXT. NDA
SULPHURIC ACID	GER	4			4	ALL	ACIDE SULFURIQUE
	SWEDN	3			3	SUEDE	
COMMODITY TOTAL		7			7		TOTAL DE MARCHANDISE
EXPLOS., FUSES, CAPS	DENMK	10			10	DANMK	EXPLOS., AMORCES, DET.
	OTHER	7			7	AUTRE	
COMMODITY TOTAL		17			17		TOTAL DE MARCHANDISE
FERTILIZERS NES	GER	12			12	ALL	ENGRAIS CHIMIQUE NDA
AGRICULTURAL CHEMICALS	SWEDN	3			3	SUEDE	PROD. CHIM. AGRICOLES
SYNTHETIC RUBBER	SWEDN	2			2	SUEDE	CAOUTCHOUC SYNTHÉTIQUE
DYESTUFF, PIGMENT, PAINT	GER	12			12	ALL	MAT. COLOR. PIG. PEINTURE
	NORW	4			4	NORV	
	SWEDN	5			5	SUEDE	
COMMODITY TOTAL		21			21		TOTAL DE MARCHANDISE
LUBRICATING OIL, GREASE	GER	7			7	ALL	HUILE, GRAISSE LUBRIF.
RETAIL COAL PROD. NES	GER	3			3	ALL	DÉRIVE PÉTR. CHARB. NDA
STRUCTURAL SHAPES	GER	22			22	ALL	PROFILES DE CONSTRUCT.
	SWEDN	66			66	SUEDE	
COMMODITY TOTAL		88			88		TOTAL DE MARCHANDISE
PIPS, TUBES: IRON, STEEL	GER	24			24	ALL	TUYAUX, TUBES: FER, ACIER
	NORW	34			34	NORV	
	SWEDN	3			3	SUEDE	



TABLE 18. COMMODITIES LOADED FOR FOREIGN COUNTRIES BY COUNTRY OF DESTINATION, REGISTRY OF VESSEL AND CANADIAN REGION - 1977

TABLEAU 18. MARCHANDISES CHARGÉES À DESTINATION DE PAYS ÉTRANGERS SELON LE PAYS DE DESTINATION, L'IMMATRICULATION DU NAVIRE ET LA RÉGION DU CANADA - 1977

METRIC TONNES - TONNES MÉTRIQUE

COUNTRY OF DESTINATION AND KIND OF CARGO	REGISTRY OF VESSEL	ATLANTIC ATLANTIQUE	GREAT LAKES GRANDS LACS	PACIFIC PACIFIQUE	TOTAL TOTAL	IMMATRIC. DU NAVIRE	PAYS DE DESTINATION ET MARCHANDISE
<b>BERMUDA CONT.</b>							<b>BERMUDES SUITE</b>
<b>COMMODITY TOTAL</b>		<b>61</b>			<b>61</b>		<b>TOTAL DE MARCHANDISE</b>
WIRE	GER	5			5	ALL	FIL MÉTALLIQUE
	SWEDN	9			9	SUEDE	
<b>COMMODITY TOTAL</b>		<b>14</b>			<b>14</b>		<b>TOTAL DE MARCHANDISE</b>
METAL FAB. BASIC PRCD.	GER	28			28	ALL	OUVR. DE BASE EN MÉTAL
	SWEDN	7			7	SUEDE	
<b>COMMODITY TOTAL</b>		<b>35</b>			<b>35</b>		<b>TOTAL DE MARCHANDISE</b>
BRICKS, TILES NES	GER	6			6	ALL	BRIQUES, TUILES NOA
PASS. AUTOS AND CHASSIS	GER	2			2	ALL	VOITURES PART., CHASSIS
MOTOR VEHICLE ENGINES	SWEDN	8			8	SUEDE	MOTEURS DE VEH. AUTOM.
ROAD MOTOR VEH. NES	GER	1			1	ALL	VEH. AUTOM. ROUTIERS NDA
RUBBER TIRES AND TUBES	GER	17			17	ALL	PNEUS, CHAMÈRES À AIR
EQUIPMENT MISC.	GER	35			35	ALL	MATÉRIEL DIVERS
	SWEDN	15			15	SUEDE	
<b>COMMODITY TOTAL</b>		<b>50</b>			<b>50</b>		<b>TOTAL DE MARCHANDISE</b>
PERSONAL, HSEHOLD GOODS	GER	16			16	ALL	ART. PERS. ET MÉNAGERS
	SWEDN	4			4	SUEDE	
<b>COMMODITY TOTAL</b>		<b>20</b>			<b>20</b>		<b>TOTAL DE MARCHANDISE</b>
CONTAINERS, CLOSURES	GER	6			6	ALL	CONTENEURS, FERMETURES
	NORW	4			4	NORV	
<b>COMMODITY TOTAL</b>		<b>10</b>			<b>10</b>		<b>TOTAL DE MARCHANDISE</b>
MISC. END PRODUCTS NES	GER	62			62	ALL	PRODUITS FINIS DIV. NOA
GENERAL CARGO	GER	10			10	ALL	MARCHANDISES DIVERSES
	NORW	5			5	NORV	
	SWEDN	2			2	SUEDE	
<b>COMMODITY TOTAL</b>		<b>17</b>			<b>17</b>		<b>TOTAL DE MARCHANDISE</b>
CONTAINERIZED FREIGHT	GER	4 481			4 481	ALL	FRET CONTENEUREUSE
	NORW	2 871			2 871	NORV	
	SWEDN	330			330	SUEDE	
	OTHER	2 720			2 720	AUTRE	
<b>COMMODITY TOTAL</b>		<b>10 402</b>			<b>10 402</b>		<b>TOTAL DE MARCHANDISE</b>
<b>COUNTRY/REGION TOTAL</b>		<b>13 888*</b>	*	*	<b>13 888*</b>		<b>TOTAL DE PAYS/RÉGION</b>
<b>BELIZE</b>							<b>BELIZE</b>
FISH, CANNED	LIBER	37			37	LIBER	POISSON EN BOITES
	OTHER	20			20	AUTRE	
<b>COMMODITY TOTAL</b>		<b>57</b>			<b>57</b>		<b>TOTAL DE MARCHANDISE</b>
MILK POWDER	LIBER	87			87	LIBER	LAIT EN POUDRE
MALT AND MALT FLOUR	OTHER	101			101	AUTRE	MALT ET FARINE DE MALT
WHEAT FLOUR	OTHER	91			91	AUTRE	FARINE DE BLE
CEPEALS MILLED, NES	OTHER	1			1	AUTRE	CÉRÉALES MOULUES, NDA
MACARONI, CEREAL PROD.	LIBER	2			2	LIBER	PÂTES ALIM. PROD. CÉRÉAL
VEGETABLES, DRIED	OTHER	27			27	AUTRE	LÉGUMES, SECS
SPICES	LIBER	6			6	LIBER	ÉPICES
	OTHER	20			20	AUTRE	
<b>COMMODITY TOTAL</b>		<b>26</b>			<b>26</b>		<b>TOTAL DE MARCHANDISE</b>
MISC. FEED PREP. NES	LIBER	1			1	LIBER	DIV. PREP. ALIM. NDA
DIST. ALCOHOLIC BEV.	OTHER	3			3	AUTRE	BOISS. ALCOOL. DIST.
SALT	LIBER	37			37	LIBER	SEL
	OTHER	51			51	AUTRE	
<b>COMMODITY TOTAL</b>		<b>88</b>			<b>88</b>		<b>TOTAL DE MARCHANDISE</b>
NEWSPRINT PAPER	LIBER	27			27	LIBER	PAPIER JOURNAL
	OTHER	56			56	AUTRE	
<b>COMMODITY TOTAL</b>		<b>83</b>			<b>83</b>		<b>TOTAL DE MARCHANDISE</b>
PAPER NES	LIBER	122			122	LIBER	PAPIER NDA
	OTHER	54			54	AUTRE	
<b>COMMODITY TOTAL</b>		<b>176</b>			<b>176</b>		<b>TOTAL DE MARCHANDISE</b>
PAPERBOARD	LIBER	9			9	LIBER	CARTON
	OTHER	9			9	AUTRE	
<b>COMMODITY TOTAL</b>		<b>18</b>			<b>18</b>		<b>TOTAL DE MARCHANDISE</b>
TEXTILE FAB. MTL NES	LIBER	2			2	LIBER	OUVR. EN MAT. TEXT. NDA
	OTHER	13			13	AUTRE	
<b>COMMODITY TOTAL</b>		<b>15</b>			<b>15</b>		<b>TOTAL DE MARCHANDISE</b>
INORGANIC CHEMS. NES	OTHER	16			16	AUTRE	PROD. CHÉM. INORG. NDA
EXPLOS., FUSES, CAPS	OTHER	59			59	AUTRE	EXPLOS., AMOUCES, DET.
PLASTIC MATERIALS	LIBER	3			3	LIBER	MATIÈRES PLASTIQUES
	OTHER	14			14	AUTRE	
<b>COMMODITY TOTAL</b>		<b>17</b>			<b>17</b>		<b>TOTAL DE MARCHANDISE</b>
PLATE & SHEET STEEL	OTHER	16			16	AUTRE	TOLES, FEUILLES D'ACIER
COPPER AND ALLYS	OTHER	22			22	AUTRE	CUivre ET ALLIAGES
METAL FAB. BASIC PROD.	LIBER	5			5	LIBER	OUVR. DE BASE EN MÉTAL
	OTHER	10			10	AUTRE	
<b>COMMODITY TOTAL</b>		<b>15</b>			<b>15</b>		<b>TOTAL DE MARCHANDISE</b>
TRACTORS	OTHER	4			4	AUTRE	TRACTEURS
MACHINERY NES	OTHER	13			13	AUTRE	MACHINES NDA
EQUIPMENT MISC.	LIBER	7			7	LIBER	MATÉRIEL DIVERS
	OTHER	26			26	AUTRE	
<b>COMMODITY TOTAL</b>		<b>33</b>			<b>33</b>		<b>TOTAL DE MARCHANDISE</b>
PERSONAL, HSEHOLD GOODS	LIBER	3			3	LIBER	ART. PERS. ET MÉNAGERS
	OTHER	2			2	AUTRE	
<b>COMMODITY TOTAL</b>		<b>5</b>			<b>5</b>		<b>TOTAL DE MARCHANDISE</b>
FIREARMS, AMMUNITION	LIBER	1			1	LIBER	ARMES À FEU, MUNITIONS
	OTHER	5			5	AUTRE	
<b>COMMODITY TOTAL</b>		<b>6</b>			<b>6</b>		<b>TOTAL DE MARCHANDISE</b>

TABLE 18. COMMODITIES LOADED FOR FOREIGN COUNTRIES BY COUNTRY OF DESTINATION, REGISTRY OF VESSEL AND CANADIAN REGION - 1977

TABLEAU 18. MARCHANDISES CHARGÉES À DESTINATION DE PAYS ÉTRANGERS SELON LE PAYS DE DESTINATION, L'IMMATRICULATION DU NAVIRE ET LA RÉGION DU CANADA - 1977

METRIC TONNES - TONNES MÉTRIQUE

COUNTRY OF DESTINATION AND KIND OF CARGO	REGISTRY OF VESSEL	ATLANTIC ATLANTIQUE	GREAT LAKES GRANOS LACS	PACIFIC PACIFIQUE	TOTAL TOTAL	IMMATIC. DU NAVIRE	PAYS DE DESTINATION ET MARCHANDISE
<b>BELIZE</b>							<b>BELIZE</b>
CONT. CONTAINERS, CLOSURES	OTHER	1			1	AUTRE	SUITE
MISC. END PRODUCTS NES	LIBER	7			7	LIBER	CONTENEURS, FERMETURES
	OTHER	5			5	AUTRE	PRODUITS FINIS DIV. NDA
<b>COMMODITY TOTAL</b>		<b>12</b>			<b>12</b>		<b>TOTAL DE MARCHANDISE</b>
GENERAL CARGO	OTHER	963			963	AUTRE	MARCHANDISES DIVERSES
<b>COUNTRY/REGION TOTAL</b>		<b>1 958*</b>	<b>*</b>	<b>*</b>	<b>1 958*</b>		<b>TOTAL DE PAYS/REGION</b>
<b>BARBADOS</b>							<b>BARBADE</b>
MEAT, FRESH OR FROZEN	GER	139			139	ALL	VIANDE, FRAICHE / CDNG.
	NORW	12			12	NORV	
	SWEDN	40			40	SUEDE	
<b>COMMODITY TOTAL</b>		<b>191</b>			<b>191</b>		<b>TOTAL DE MARCHANDISE</b>
MEAT, CURED	GER	24			24	ALL	VIANDE FUMÉE OU SALÉE
	NORW	106			106	NORV	
	SWEDN	56			56	SUEDE	
<b>COMMODITY TOTAL</b>		<b>186</b>			<b>186</b>		<b>TOTAL DE MARCHANDISE</b>
MEAT AND MEAT PREP. NES	GER	91			91	ALL	VIANDES ET PREP. NDA
	NORW	19			19	NORV	
<b>COMMODITY TOTAL</b>		<b>110</b>			<b>110</b>		<b>TOTAL DE MARCHANDISE</b>
FISH, FRESH OR FROZEN	GER	30			30	ALL	POISSON, FRAIS OU CONG.
	NORW	50			50	NORV	
	SWEDN	62			62	SUEDE	
<b>COMMODITY TOTAL</b>		<b>142</b>			<b>142</b>		<b>TOTAL DE MARCHANDISE</b>
FISH, SALTED OR CURED	GER	181			181	ALL	POISSON, SALE DU FUMÉ
	NORW	44			44	NORV	
	SWEDN	110			110	SUEDE	
<b>COMMODITY TOTAL</b>		<b>335</b>			<b>335</b>		<b>TOTAL DE MARCHANDISE</b>
FISH, CANNED	GER	25			25	ALL	POISSON EN BÔTES
	SWEDN	54			54	SUEDE	
<b>COMMODITY TOTAL</b>		<b>79</b>			<b>79</b>		<b>TOTAL DE MARCHANDISE</b>
SHELL FISH, NES	SWEDN	1			1	SUEDE	MOLLUSQUES CRUST. NDA
MILK POWDER	GER	4			4	ALL	LAIT EN POUDRE
	SWEDN	35			35	SUEDE	
<b>COMMODITY TOTAL</b>		<b>39</b>			<b>39</b>		<b>TOTAL DE MARCHANDISE</b>
GRATS	GER	148			148	ALL	AVOÏNE
	SWEDN	35			35	SUEDE	
<b>COMMODITY TOTAL</b>		<b>183</b>			<b>183</b>		<b>TOTAL DE MARCHANDISE</b>
MALT AND MALT FLOUR	GER	200			200	ALL	MALT ET FARINE DE MALT
	SWEDN	81			81	SUEDE	
<b>COMMODITY TOTAL</b>		<b>281</b>			<b>281</b>		<b>TOTAL DE MARCHANDISE</b>
WHEAT FLOUR	GER	1 039			1 039	ALL	FARINE DE BLE
	NORW	383			383	NORV	
	SWEDN	114			114	SUEDE	
<b>COMMODITY TOTAL</b>		<b>1 536</b>			<b>1 536</b>		<b>TOTAL DE MARCHANDISE</b>
MACARONI, CEREAL PROD.	GER	32			32	ALL	PÂTES ALIM. PROD. CEREAL
	NORW	24			24	NORV	
<b>COMMODITY TOTAL</b>		<b>56</b>			<b>56</b>		<b>TOTAL DE MARCHANDISE</b>
APPLES	GER	132			132	ALL	POMMES
	NORW	123			123	NORV	
<b>COMMODITY TOTAL</b>		<b>255</b>			<b>255</b>		<b>TOTAL DE MARCHANDISE</b>
FRUIT JUICES	GER	6			6	ALL	JUS DE FRUIT
FRUIT, PRES. NOT CANNED	GER	39			39	ALL	CONS. FRUITS NON BOÎTE
FRUITS, PREP. CANNED	GER	22			22	ALL	FRUITS PREP. EN BOÎTE
	NORW	9			9	NORV	
	SWEDN	66			66	SUEDE	
<b>COMMODITY TOTAL</b>		<b>97</b>			<b>97</b>		<b>TOTAL DE MARCHANDISE</b>
NUTS, EXC. OIL NUTS NES	SWEDN	4			4	SUEDE	NOIX, SAUF OLEAG. NDA
POTATOES	OENMK	454			454	OANMK	POMMES DE TERRE
	GER	635			635	ALL	
	NORW	1 194			1 194	NORV	
	SWEDN	117			117	SUEDE	
<b>COMMODITY TOTAL</b>		<b>2 400</b>			<b>2 400</b>		<b>TOTAL DE MARCHANDISE</b>
VEGETABLES, FRESH	GER	31			31	ALL	LEGUMES, FRAIS
	NORW	5			5	NORV	
	SWEDN	171			171	SUEDE	
<b>COMMODITY TOTAL</b>		<b>207</b>			<b>207</b>		<b>TOTAL DE MARCHANDISE</b>
VEGETABLES, DRIED	GER	190			190	ALL	LEGUMES, SECS
	NORW	30			30	NORV	
	SWEDN	112			112	SUEDE	
<b>COMMODITY TOTAL</b>		<b>332</b>			<b>332</b>		<b>TOTAL DE MARCHANDISE</b>
VEGETABLE PREP. NES	GER	88			88	ALL	PREP. DE LEGUMES NDA
	NORW	5			5	NORV	
<b>COMMODITY TOTAL</b>		<b>93</b>			<b>93</b>		<b>TOTAL DE MARCHANDISE</b>
SUGAR, NES	GER	5			5	ALL	SUCRE, NDA
	NORW	4			4	NORV	
<b>COMMODITY TOTAL</b>		<b>9</b>			<b>9</b>		<b>TOTAL DE MARCHANDISE</b>
SUGAR PREPARATIONS	GER	5			5	ALL	PREP. À BASE DE SUCRE
	NORW	12			12	NORV	
	SWEDN	9			9	SUEDE	
<b>COMMODITY TOTAL</b>		<b>26</b>			<b>26</b>		<b>TOTAL DE MARCHANDISE</b>
SPICES	GER	20			20	ALL	ÉPICES
MISC. FOOD PREP. NES	GER	147			147	ALL	DIV. PREP. ALIM. NDA
	NORW	51			51	NORV	
	SWEDN	43			43	SUEDE	

TABLE 18. COMMODITIES LOADED FOR FOREIGN COUNTRIES BY COUNTRY OF DESTINATION, REGISTRY OF VESSEL AND CANADIAN REGION - 1977

TABLEAU 18. MARCHANDISES CHARGÉES A DESTINATION DE PAYS ÉTRANGERS SELON LE PAYS DE DESTINATION, L'IMMATRICULATION DU NAVIRE ET LA RÉGION DU CANADA - 1977

COUNTRY OF DESTINATION AND KIND OF CARGO	REGISTRY OF VESSEL	METRIC TONNES - TONNES METRIQUE			TOTAL TOTAL	IMMATIC. DU NAVIRE	PAYS DE DESTINATION ET MARCHANDISE
		ATLANTIC ATLANTIQUE	GREAT LAKES GRANDS LACS	PACIFIC PACIFIQUE			
<b>BARBADOS</b>							<b>BARBADE</b>
<b>CONT.</b>							<b>SUITE</b>
<b>COMMODITY TOTAL</b>		<b>241</b>			<b>241</b>		<b>TOTAL DE MARCHANDISE</b>
CONC. COMPLETE FEEDS	GER	32			32	ALL	CONC., PROV. COMPLETES
	NORW	15			15	NORV	
	SWEDN	7			7	SUEDE	
<b>COMMODITY TOTAL</b>		<b>54</b>			<b>54</b>		<b>TOTAL DE MARCHANDISE</b>
DIST. ALCOHOLIC BEV.	GER	28			28	ALL	BOISS. ALCOOL. DIST.
	NORW	4			4	NORV	
	SWEDN	13			13	SUEDE	
<b>COMMODITY TOTAL</b>		<b>45</b>			<b>45</b>		<b>TOTAL DE MARCHANDISE</b>
SEEDS FOR SOWING NES	GER	7			7	ALL	GRAINES DE SEMENCE NDA
CRUDE WOOD HTLS. NES	GER	6			6	ALL	MATIERES BOIS BRUT NDA
STONE, CRUDE NES	GER	7			7	ALL	PIERRE BRUTE NDA
SALT	GER	384			384	ALL	SEL
	NORW	20			20	NORV	
	SWEDN	19			19	SUEDE	
<b>COMMODITY TOTAL</b>		<b>423</b>			<b>423</b>		<b>TOTAL DE MARCHANDISE</b>
COTTON, TEXTILE WASTE	GER	25			25	ALL	DECHETS DE COTON, TEXT.
LUMBER AND TIMBER	GER	1 185			1 185	ALL	BOIS D'OEUVRE ET CHARP.
	NORW	46			46	NORV	
	SWEDN	20			20	SUEDE	
<b>COMMODITY TOTAL</b>		<b>1 251</b>			<b>1 251</b>		<b>TOTAL DE MARCHANDISE</b>
SHINGLES AND SHAKES	GER	17			17	ALL	BARDEAUX, BARD. FACADE
	SWEDN	19			19	SUEDE	
<b>COMMODITY TOTAL</b>		<b>36</b>			<b>36</b>		<b>TOTAL DE MARCHANDISE</b>
COOPERAGE STOCK	GER	34			34	ALL	DEMI-PROD. TONNELLERIE
NEWSPRINT PAPER	GER	235			235	ALL	PAPIER JOURNAL
PAPER NES	GER	618			618	ALL	PAPIER NDA
	NORW	33			33	NORV	
	SWEDN	11			11	SUEDE	
<b>COMMODITY TOTAL</b>		<b>662</b>			<b>662</b>		<b>TOTAL DE MARCHANDISE</b>
BLDG. PAPER AND BOARD	GER	4			4	ALL	PLAQ. CONSTR., PAP/CART.
	NORW	33			33	NORV	
<b>COMMODITY TOTAL</b>		<b>37</b>			<b>37</b>		<b>TOTAL DE MARCHANDISE</b>
TEXTILE FAB. MTL NES	GER	39			39	ALL	OUVR. EN MAT. TEXT. NDA
	NORW	18			18	NORV	
	SWEDN	18			18	SUEDE	
<b>COMMODITY TOTAL</b>		<b>75</b>			<b>75</b>		<b>TOTAL DE MARCHANDISE</b>
INORGANIC CHEMS. NES	GER	22			22	ALL	PROD. CHIM. INORG. NDA
	NORW	16			16	NORV	
	SWEDN	5			5	SUEDE	
<b>COMMODITY TOTAL</b>		<b>43</b>			<b>43</b>		<b>TOTAL DE MARCHANDISE</b>
ORGANIC CHEMICALS NES	GER	2			2	ALL	PROD. CHIM. ORGAN. NDA
EXPLOS., FUSES, CAPS	OTHER	31			31	AUTRE	EXPLOS., AMORCES, DET.
FERTILIZERS NES	GER	3			3	ALL	ENGRAIS CHIMIQUE NDA
AGRICULTURAL CHEMICALS	GER	2			2	ALL	PROD. CHIM. AGRICOLES
	NORW	2			2	NORV	
<b>COMMODITY TOTAL</b>		<b>4</b>			<b>4</b>		<b>TOTAL DE MARCHANDISE</b>
PLASTIC MATERIALS	GER	20			20	ALL	MATIERES PLASTIQUES
	NORW	17			17	NORV	
	SWEDN	8			8	SUEDE	
<b>COMMODITY TOTAL</b>		<b>45</b>			<b>45</b>		<b>TOTAL DE MARCHANDISE</b>
DYESTUFF, PIGMENT, PAINT	GER	2			2	ALL	MAT. COLOR. PIG. PEINTURE
CHEM. SPECIALTIES NES	SWEDN	16			16	SUEDE	PROD. CHIM. SPECIAUX NDA
LUBRICATING OIL, GREASE	GER	3			3	ALL	HUILE, GRAISSE LUBRIF.
CASTINGS, FORGINGS	SWEDN	29			29	SUEDE	MOUL. PIECES FORGEES
BARS AND RODS, STEEL	GER	294			294	ALL	BARRES ET TIGES ACIER
	OTHER	362			362	AUTRE	
<b>COMMODITY TOTAL</b>		<b>656</b>			<b>656</b>		<b>TOTAL DE MARCHANDISE</b>
PLATE & SHEET STEEL	GER	5			5	ALL	TOLES, FEUILLES DACIER
STRUCTURAL SHAPES	GER	36			36	ALL	PROFILES DE CONSTRUCT.
	NORW	144			144	NORV	
<b>COMMODITY TOTAL</b>		<b>180</b>			<b>180</b>		<b>TOTAL DE MARCHANDISE</b>
PIPES, TUBES: IRON, STEEL	GER	206			206	ALL	TUYAUX, TUBES: FER, ACIER
	SWEDN	278			278	SUEDE	
<b>COMMODITY TOTAL</b>		<b>484</b>			<b>484</b>		<b>TOTAL DE MARCHANDISE</b>
ALUMINUM	GER	11			11	ALL	ALUMINIUM
	NORW	32			32	NORV	
<b>COMMODITY TOTAL</b>		<b>43</b>			<b>43</b>		<b>TOTAL DE MARCHANDISE</b>
ZINC AND ALLOYS	GER	602			602	ALL	ZINC ET ALLIAGES
NON-FERROUS METALS NES	GER	2			2	ALL	METEAUX NON-FERREUX NDA
METAL FAB. BASIC PROD.	GER	23			23	ALL	OUVR. DE BASE EN METAL
	NORW	20			20	NORV	
	OTHER	77			77	AUTRE	
<b>COMMODITY TOTAL</b>		<b>120</b>			<b>120</b>		<b>TOTAL DE MARCHANDISE</b>
BRICKS, TILES NES	GER	8			8	ALL	BRIQUES, TUILES NDA
GLASS BASIC PRODUCTS	GER	19			19	ALL	OUVR. DE BASE EN VERRRE
MISC. FABRICATED PRDD.	GER	8			8	ALL	OUVRAGES DIVERS
MACHINERY NES	GER	145			145	ALL	MACHINES NDA
	SWEDN	9			9	SUEDE	
<b>COMMODITY TOTAL</b>		<b>154</b>			<b>154</b>		<b>TOTAL DE MARCHANDISE</b>
PASS. AUTOS AND CHASSIS	GER	13			13	ALL	VOITURES PART., CHASSIS
	SWEDN	5			5	SUEDE	
<b>COMMODITY TOTAL</b>		<b>18</b>			<b>18</b>		<b>TOTAL DE MARCHANDISE</b>
TRUCKS AND CHASSIS	NORW	3			3	NORV	CAMIONS ET CHASSIS
MOTDR VEHICLE ENGINES	NORW	14			14	NORV	MOTEURS DE VEH. AUTOM.
	SWEDN	8			8	SUEDE	



TABLE 1B. COMMODITIES LOADED FOR FOREIGN COUNTRIES BY COUNTRY OF DESTINATION, REGISTRY OF VESSEL AND CANADIAN REGION - 1977

TABLEAU 1B. MARCHANDISES CHARGES A DESTINATION DE PAYS ETRANGERS SELON LE PAYS DE DESTINATION, D'IMMATRICULATION DU NAVIRE ET LA REGION DU CANADA - 1977

		METRIC TONNES - TONNES METRIQUE						
COUNTRY OF DESTINATION AND KIND OF CARGO	REGISTRY OF VESSEL	ATLANTIC ATLANTIQUE	GREAT LAKES GRANDS LACS	PACIFIC PACIFIQUE	TOTAL TOTAL	IMMATRIC. DU NAVIRE	PAYS DE DESTINATION ET MARCHANDISE	
<b>BARBADOS CONT.</b>							<b>BARBADE SUITE</b>	
COMMODITY TOTAL		22			22		TOTAL DE MARCHANDISE	
RUBBER TUBES AND TUBES	GER	8			8	ALL	PNEUS, CHAMBRES A AIR	
	SWEDN	7			7	SUEDE		
COMMODITY TOTAL		15			15		TOTAL DE MARCHANDISE	
EQUIPMENT MISC.	GER	64			64	ALL	MATERIEL DIVERS	
	NORW	29			29	NORV		
	SWEDN	127			127	SUEDE		
COMMODITY TOTAL		220			220		TOTAL DE MARCHANDISE	
PERSONAL, HOUSEHOLD GOODS	GER	36			36	ALL	ART. PERS. ET MENAGERS	
	NORW	5			5	NORV		
	SWEDN	3			3	SUEDE		
COMMODITY TOTAL		44			44		TOTAL DE MARCHANDISE	
CONTAINERS, CLOSURES	GER	249			249	ALL	CONTENEURS, FERMETURES	
	NORW	124			124	NORV		
	SWEDN	9			9	SUEDE		
COMMODITY TOTAL		382			382		TOTAL DE MARCHANDISE	
MISC. END PRODUCTS NES	GER	34			34	ALL	PRODUITS FINIS DIV. NOA	
	NORW	6			6	NORV		
	SWEDN	5			5	SUEDE		
COMMODITY TOTAL		45			45		TOTAL DE MARCHANDISE	
GENERAL CARGO	GER	14			14	ALL	MARCHANDISES DIVERSES	
	NORW	5			5	NORV		
	SWEDN	7			7	SUEDE		
COMMODITY TOTAL		26			26		TOTAL DE MARCHANDISE	
CONTAINERIZED FREIGHT	GER	2 466			2 466	ALL	FRET CONTENEURESE	
	NORW	648			648	NORV		
	SWEDN	1 106			1 106	SUEDE		
	LIBER	519			519	LIBER		
	OTHER	3 807			3 807	AUTRE		
COMMODITY TOTAL		8 546			8 546		TOTAL DE MARCHANDISE	
<b>COUNTRY/REGION TOTAL</b>		<b>21 545*</b>	<b>*</b>	<b>*</b>	<b>21 545*</b>		<b>TOTAL DE PAYS/REGION</b>	
<b>AFRICA</b>							<b>JAMAIQUE</b>	
MEAT, FRESH OR FROZEN	SWEDN	18			18	SUEDE	VIANDE, FRAICHE / CONG.	
	PANAM	6			6	PANAM		
	OTHER	6			6	AUTRE		
COMMODITY TOTAL		30			30		TOTAL DE MARCHANDISE	
FISH, FRESH OR FROZEN	SWEDN	101			101	SUEDE	POISSON, FRAIS OU CONG.	
	U K	227			227	R U	POISSON, SALE OU FUME	
	GER	76			76	ALL		
	NORW	174			174	NORV		
	SWEDN	179			179	SUEDE		
	PANAM	25			25	PANAM		
COMMODITY TOTAL		681			681		TOTAL DE MARCHANDISE	
FISH, CANNED	OTHER	2			2	AUTRE	POISSON EN BOITES	
MILK POWDER	NORW	37			37	NORV	LAIT EN POUDDRE	
WHEAT	U K	7 416			7 416	R U	BLE	
	CAN	9 178			9 178	CAN		
COMMODITY TOTAL		16 594			16 594		TOTAL DE MARCHANDISE	
MALT AND MALT FLOUR	GER	551			551	ALL	MALT ET FARINE DE MALT	
	GREEK		618		618	GRECQ		
	SWEDN	419			419	SUEDE		
COMMODITY TOTAL		970	618		1 588		TOTAL DE MARCHANDISE	
WHEAT FLOUR	OTHER	4			4	AUTRE	FARINE DE BLE	
FRUITS, PREP. CANNED	NORW	2			2	NORV	FRUITS PREP. EN BOITE	
POTATOES	GREEK	1 867			1 867	GRECQ	POMMES DE TERRE	
	NORW	181			181	NORV		
	CAN	1 270			1 270	CAN		
COMMODITY TOTAL		3 318			3 318		TOTAL DE MARCHANDISE	
VEGETABLES, DRIED	SWEDN	21			21	SUEDE	LEGUMES, SECS	
SUGAR, NES	GER	6			6	ALL	SUCRE, NDA	
	OTHER	10 003			10 003	AUTRE		
COMMODITY TOTAL		10 009			10 009		TOTAL DE MARCHANDISE	
MISC. FOOD PREP. NES	GER	410			410	ALL	DIV. PREP. ALIM. NDA	
	OTHER	5			5	AUTRE		
COMMODITY TOTAL		415			415		TOTAL DE MARCHANDISE	
CRUDE WOOD MTLs. NES	PANAM	1			1	PANAM	MATIERES BOIS BRUT NDA	
SALT	GER	70			70	ALL	SEL	
RUBBER FAB. MATERIALS	SWEDN	5			5	SUEDE	OEMI-PROD. CAOUTCHOUC	
LUMBER AND TIMBER	U K	21			21	R U	BOIS DOEUVRE ET CHARP.	
	GER	21			21	ALL		
	SWEDN	119			119	SUEDE		
	PANAM	8			8	PANAM		
	OTHER	85			85	AUTRE		
COMMODITY TOTAL		254			254		TOTAL DE MARCHANDISE	
WOOD FAB. MATERIALS	GER	1			1	ALL	DEMI-PRODUITS EN BOIS	
	PANAM	7			7	PANAM		
COMMODITY TOTAL		8			8		TOTAL DE MARCHANDISE	
NEWSPRINT PAPER	DENMK	1 021			1 021	DANMK	PAPIER JOURNAL	
	GER	53			53	ALL		
	NETH	485			485	P. BAS		
	NORW	1 947			1 947	NORV		
	PANAM	914			914	PANAM		
	CAN	956			956	CAN		

TABLE 18. COMMODITIES LOADED FOR FOREIGN COUNTRIES BY COUNTRY OF DESTINATION, REGISTRY OF VESSEL AND CANADIAN REGION - 1977

TABLEAU 18. MARCHANDISES CHARGÉES A DESTINATION DE PAYS ÉTRANGERS SELON LE PAYS DE DESTINATION, L'IMMATICULATION DU NAVIRE ET LA RÉGION DU CANADA - 1977

		METRIC TONNES - TONNES METRIQUE						
COUNTRY OF DESTINATION AND KIND OF CARGO	REGISTRY OF VESSEL	ATLANTIC ATLANTIQUE	GREAT LAKES GRANDS LACS	PACIFIC PACIFIQUE	TOTAL TOTAL	IMMATIC. DU NAVIRE	PAYS DE DESTINATION ET MARCHANDISE	
<b>JAMAICA</b>	<b>CONT.</b>						<b>JAMAIQUE</b>	
<b>COMMODITY TOTAL</b>		5 376			5 376		<b>TOTAL DE MARCHANDISE</b>	
PAPER NES	U K	12			12	R U	PAPIER NOA	
	GER	3			3	ALL		
	NORW	85			85	NORV		
	SWEDN	7			7	SUEDE		
	PANAM	230			230	PANAM		
<b>COMMODITY TOTAL</b>		337			337		<b>TOTAL DE MARCHANDISE</b>	
PAPERBOARD	PANAM	43			43	PANAM	CARTON	
	CAN	275			275	CAN		
<b>COMMODITY TOTAL</b>		318			318		<b>TOTAL DE MARCHANDISE</b>	
TEXTILE FAB.MTL NES	GER	14			14	ALL	OUVR. EN MAT. TEXT. NOA	
	SWEDN	2			2	SUEDE		
<b>COMMODITY TOTAL</b>		16			16		<b>TOTAL DE MARCHANDISE</b>	
ANIMAL CILS, EXC. MARINE	GER	106			106	ALL	HUIL. ANIM. SAUF AN. MAR.	
	NORW	52			52	NORV		
	SWEDN	336			336	SUEDE		
<b>COMMODITY TOTAL</b>		494			494		<b>TOTAL DE MARCHANDISE</b>	
METALLIC SALTS	U K	5			5	R U	SELS METALLIQUES	
EXPLOS., FUSES, CAPS	OTHER	65			65	AUTRE	EXPLOS., AMORCES, DET.	
FERTILIZERS NES	OTHER	24			24	AUTRE	ENGRAIS CHIMIQUE NOA	
AGRICULTURAL CHEMICALS	PANAM	12			12	PANAM	PROD. CHIM. AGRICLES	
	OTHER	8			8	AUTRE		
<b>COMMODITY TOTAL</b>		20			20		<b>TOTAL DE MARCHANDISE</b>	
SYNTHETIC RUBBER	GER	1			1	ALL	CAOUTCHOUC SYNTHETIQUE	
PLASTIC MATERIALS	SWEDN	18			18	SUEDE	MATIERES PLASTIQUES	
DYESTUFF, PIGMENT, PAINT	SWEDN	1			1	SUEDE	MAT. COLOR. PIG. PEINTURE	
	PANAM	5			5	PANAM		
	OTHER	4			4	AUTRE		
<b>COMMODITY TOTAL</b>		10			10		<b>TOTAL DE MARCHANDISE</b>	
CHEM. SPECIALTIES NES	PANAM	4			4	PANAM	PROD. CHIM. SPECIAUX NOA	
PLATE & SHEET STEEL	GER		1 751		1 751	ALL	TOLES, FEUILLES D'ACIER	
	GREEK		34		34	GREQO		
	SWEDN	47			47	SUEDE		
<b>COMMODITY TOTAL</b>		47	1 785		1 832		<b>TOTAL DE MARCHANDISE</b>	
STRUCTURAL SHAPES	GER	22			22	ALL	PROFILES DE CONSTRUCT.	
	SWEDN	54			54	SUEDE		
	OTHER	376			376	AUTRE		
<b>COMMODITY TOTAL</b>		452			452		<b>TOTAL DE MARCHANDISE</b>	
PIPES, TUBES: IRON, STEEL	NORW	9			9	NORV	TUYAUX, TUBES: FER, ACIER	
	SWEDN	6			6	SUEDE		
<b>COMMODITY TOTAL</b>		15			15		<b>TOTAL DE MARCHANDISE</b>	
ALUMINUM	U K	204			204	R U	ALUMINIUM	
	GER	249			249	ALL		
	SWEDN	91			91	SUEDE		
<b>COMMODITY TOTAL</b>		544			544		<b>TOTAL DE MARCHANDISE</b>	
COPPER AND ALLYS	GER	5			5	ALL	CUIVRE ET ALLIAGES	
	OTHER	13			13	AUTRE		
<b>COMMODITY TOTAL</b>		18			18		<b>TOTAL DE MARCHANDISE</b>	
METAL FAB. BASIC PROD.	U K	2			2	R U	OUVR. DE BASE EN METAL	
	SWEDN	4			4	SUEDE		
	OTHER	9			9	AUTRE		
<b>COMMODITY TOTAL</b>		15			15		<b>TOTAL DE MARCHANDISE</b>	
MISC. FABRICATED PROD.	U K	2			2	R U	OUVRAGES DIVERS	
	SWEDN	7			7	SUEDE		
<b>COMMODITY TOTAL</b>		9			9		<b>TOTAL DE MARCHANDISE</b>	
MACHINERY NES	U K	45			45	R U	MACHINES NOA	
	NORW	1			1	NORV		
	SWEDN	45			45	SUEDE		
	PANAM	51			51	PANAM		
<b>COMMODITY TOTAL</b>		142			142		<b>TOTAL DE MARCHANDISE</b>	
RAILWAY ROLLING STOCK	U K	2			2	R U	MAT. ROUL. DE CH. DE FER	
	NORW	50			50	NORV		
<b>COMMODITY TOTAL</b>		52			52		<b>TOTAL DE MARCHANDISE</b>	
PASS. AUTOS AND CHASSIS	U K	5			5	R U	VOITURES PART., CHASSIS	
	GER	5			5	ALL		
	SWEDN	12			12	SUEDE		
	PANAM	4			4	PANAM		
	OTHER	6			6	AUTRE		
<b>COMMODITY TOTAL</b>		32			32		<b>TOTAL DE MARCHANDISE</b>	
MOTOR VEHICLE ENGINES	SWEDN	2			2	SUEDE	MOTEURS DE VEH. AUTOM.	
ROAD MOTOR VEH. NES	PANAM	2			2	PANAM	VEH. AUTOM. ROUTIERS NOA	
EQUIPMENT MISC.	U K	1			1	R U	MATERIEL DIVERS	
	GER		36		36	ALL		
	SWEDN	86			86	SUEDE		
	PANAM	4			4	PANAM		
	OTHER	6			6	AUTRE		
<b>COMMODITY TOTAL</b>		97	36		133		<b>TOTAL DE MARCHANDISE</b>	
PERSONAL, HOUSEHOLD GOODS	U K	1			1	R U	ART. PERS. ET MENAGERS	
	GER	3			3	ALL		
	SWEDN	4			4	SUEDE		
	PANAM	2			2	PANAM		
<b>COMMODITY TOTAL</b>		10			10		<b>TOTAL DE MARCHANDISE</b>	
CONTAINERS, CLOSURES	SWEDN	34			34	SUEDE	CONTENEURS, FERMETURES	
MISC. END PRODUCTS NES	U K	9			9	R U	PRODUITS FINIS DIV. NOA	
	NORW	1			1	NORV		
	SWEDN	32			32	SUEDE		

TABLE 13. COMMODITIES LOADED FOR FOREIGN COUNTRIES BY COUNTRY OF DESTINATION, REGISTRY OF VESSEL, AND CANADIAN REGION - 1977

TABLÉAU 13. MARCHANDISES CHARGÉES À DESTINATION DE PAYS ÉTRANGERS SELON LE PAYS DE DESTINATION, L'IMMATRICULATION DU NAVIRE ET LA RÉGION DU CANADA - 1977

METRIC TONNES - TONNES MÉTRIQUE

COUNTRY OF DESTINATION AND KIND OF CARGO	REGISTRY OF VESSEL	ATLANTIC ATLANTIQUE	GREAT LAKES GRANDS LACS	PACIFIC PACIFIQUE	TOTAL TOTAL	IMMATIC. DU NAVIRE	PAYS DE DESTINATION ET MARCHANDISE
<b>JAMAICA</b>							<b>JAMAÏQUE</b>
	PANAM	1			1	PANAM	
	OTHER	12			12	AUTRE	
<b>COMMODITY TOTAL</b>		<b>55</b>			<b>55</b>		<b>TOTAL DE MARCHANDISE</b>
GENERAL CARGO	GER	84			84	ALL	MARCHANDISES DIVERSES
	NORW	100			100	NORV	
	SWEDN	6			6	SUEDE	
<b>COMMODITY TOTAL</b>		<b>190</b>			<b>190</b>		<b>TOTAL DE MARCHANDISE</b>
CONTAINERIZED FREIGHT	U K	33			33	R U	FRET CONTENEURESE
	GER	4 629	672		5 301	ALL	
	NORW	2 262			2 262	NORV	
	SWEDN	724			724	SUEDE	
	LIBER	3 806			3 806	LIBER	
	OTHER	9 228			9 228	AUTRE	
<b>COMMODITY TOTAL</b>		<b>20 682</b>	<b>672</b>		<b>21 354</b>		<b>TOTAL DE MARCHANDISE</b>
<b>COUNTRY/REGION TOTAL</b>		<b>61 608*</b>	<b>3 111*</b>	<b>*</b>	<b>64 719*</b>		<b>TOTAL DE PAYS/REGION</b>
<b>LEEW-WIND IS.</b>							<b>I. LEEN-WIND.</b>
MEAT, FRESH OR FROZEN	GER	198			198	ALL	VIANDE, FRAICHE / CONG.
	NORW	28			28	NORV	
	SWEDN	51			51	SUEDE	
<b>COMMODITY TOTAL</b>		<b>277</b>			<b>277</b>		<b>TOTAL DE MARCHANDISE</b>
MEAT, CURED	GER	48			48	ALL	VIANDE FUMÉE OU SALÉE
	NORW	68			68	NORV	
	SWEDN	7			7	SUEDE	
<b>COMMODITY TOTAL</b>		<b>123</b>			<b>123</b>		<b>TOTAL DE MARCHANDISE</b>
MEAT AND MEAT PREP. NES	GER	82			82	ALL	VIANDES ET PRÉP. NDA
FISH, FRESH OR FROZEN	GER	158			158	ALL	POISSON, FRAIS OU CONG.
	NORW	41			41	NORV	
	SWEDN	158			158	SUEDE	
<b>COMMODITY TOTAL</b>		<b>357</b>			<b>357</b>		<b>TOTAL DE MARCHANDISE</b>
FISH, SALTED OR CURED	GER	432			432	ALL	POISSON, SALE OU FUMÉ
	NORW	150			150	NORV	
	SWEDN	122			122	SUEDE	
<b>COMMODITY TOTAL</b>		<b>704</b>			<b>704</b>		<b>TOTAL DE MARCHANDISE</b>
FISH, CANNED	GER	57			57	ALL	POISSON EN BOÎTES
	SWEDN	21			21	SUEDE	
<b>COMMODITY TOTAL</b>		<b>78</b>			<b>78</b>		<b>TOTAL DE MARCHANDISE</b>
MILK POWDER	GER	423			423	ALL	LAIT EN POUÛRE
	NORW	195			195	NORV	
	SWEDN	20			20	SUEDE	
<b>COMMODITY TOTAL</b>		<b>638</b>			<b>638</b>		<b>TOTAL DE MARCHANDISE</b>
OATS	GER	57			57	ALL	AVOÏNE
	SWEDN	18			18	SUEDE	
<b>COMMODITY TOTAL</b>		<b>75</b>			<b>75</b>		<b>TOTAL DE MARCHANDISE</b>
WHEAT	DENMK	2 670			2 670	DANMK	BLE
CORN MEAL AND FLOUR	GER	162			162	ALL	SEMOULE, FARINE DE MAÏS
	NORW	12			12	NORV	
	SWEDN	21			21	SUEDE	
<b>COMMODITY TOTAL</b>		<b>195</b>			<b>195</b>		<b>TOTAL DE MARCHANDISE</b>
MALT AND MALT FLOUR	GER	40			40	ALL	MALT ET FARINE DE MALT
WHEAT FLOUR	GER	4 748			4 748	ALL	FARINE DE BLE
	NORW	1 329			1 329	NORV	
	SWEDN	685			685	SUEDE	
<b>COMMODITY TOTAL</b>		<b>6 762</b>			<b>6 762</b>		<b>TOTAL DE MARCHANDISE</b>
CEREALS MILLED, NES	GER	75			75	ALL	CÉRÉALES MOULUES, NDA
	SWEDN	3			3	SUEDE	
<b>COMMODITY TOTAL</b>		<b>78</b>			<b>78</b>		<b>TOTAL DE MARCHANDISE</b>
MACARONI, CEREAL PROD.	GER	41			41	ALL	PÂTES ALIM. PRÉP. CÉRÉAL
	NORW	5			5	NORV	
	SWEDN	6			6	SUEDE	
<b>COMMODITY TOTAL</b>		<b>52</b>			<b>52</b>		<b>TOTAL DE MARCHANDISE</b>
APPLES	GER	24			24	ALL	POMMES
FRUIT JUICES	GER	12			12	ALL	JUS DE FRUIT
	NORW	11			11	NORV	
<b>COMMODITY TOTAL</b>		<b>23</b>			<b>23</b>		<b>TOTAL DE MARCHANDISE</b>
FRUITS, PREP. CANNED	GER	68			68	ALL	FRUITS PRÉP. EN BOÎTE
	NORW	19			19	NORV	
	SWEDN	4			4	SUEDE	
<b>COMMODITY TOTAL</b>		<b>91</b>			<b>91</b>		<b>TOTAL DE MARCHANDISE</b>
POTATOES	GER	39			39	ALL	POMMES DE TERRE
	NORW	64			64	NORV	
	SWEDN	43			43	SUEDE	
<b>COMMODITY TOTAL</b>		<b>146</b>			<b>146</b>		<b>TOTAL DE MARCHANDISE</b>
VEGETABLES, FRESH	GER	104			104	ALL	LEGUMES, FRAIS
VEGETABLES, FROZEN	GER	7			7	ALL	LEGUMES, CONGÈLES
VEGETABLES, DRIED	GER	130			130	ALL	LEGUMES, SECS
	NORW	49			49	NORV	
	SWEDN	14			14	SUEDE	
<b>COMMODITY TOTAL</b>		<b>193</b>			<b>193</b>		<b>TOTAL DE MARCHANDISE</b>
VEGETABLE PREP. NES	GER	136			136	ALL	PRÉP. DE LEGUMES NDA
	NORW	17			17	NORV	
	SWEDN	5			5	SUEDE	
<b>COMMODITY TOTAL</b>		<b>158</b>			<b>158</b>		<b>TOTAL DE MARCHANDISE</b>
SUGAR, NES	GER	1 255			1 255	ALL	SUCRE, NDA



TABLE 19. COMMODITIES LOADED FOR FOREIGN COUNTRIES BY COUNTRY OF DESTINATION, REGISTRY OF VESSEL AND CANADIAN REGION - 1977

TABLÉAU 19. MARCHANDISES CHARGÉES À DESTINATION DE PAYS ÉTRANGERS SELON LE PAYS DE DESTINATION, L'IMMATRICULATION DU NAVIRE ET LA RÉGION DU CANADA - 1977

METRIC TONNES - TONNES MÉTRIQUE

COUNTRY OF DESTINATION AND KIND OF CARGO	REGISTRY OF VESSEL	ATLANTIC ATLANTIQUE	GREAT LAKES GRANDS LACS	PACIFIC PACIFIQUE	TOTAL TOTAL	IMMATIC. DU NAVIRE	PAYS DE DESTINATION ET MARCHANDISE
<b>LEEM-WIND IS. CONT.</b>							<b>I. LEEM-WIND. SUITE</b>
COMMODITY TOTAL		60			60	NORV	TOTAL DE MARCHANDISE
SUGAR PREPARATIONS	NORV	82			82	SUEDE	PREP. A BASE DE SUCRE
COCUA AND CHOCOLATE	GER	1 397			1 397	ALL	CACAO ET CHOCOLAT
SPICES	GER	9			9	ALL	ÉPICES
SHORTENING	GER	2			2	ALL	GRAISSE CULINAIRE
MISC. FOOD PREP. NES	GER	20			20	ALL	DIV. PREP. ALIM. NDA
	GER	2			2	ALL	
	NORV	266			266	ALL	
	NORV	56			56	NORV	
	SWEDN	30			30	SUEDE	
COMMODITY TOTAL		352			352		TOTAL DE MARCHANDISE
FEEDS OF ANIMAL ORIGIN	GER	1			1	ALL	PROV. D'ORIGINE ANIMALE
CONC. COMPLETE FEEDS	GER	42			42	ALL	CONC., PROV. COMPLETES
	NORV	3			3	NORV	
	SWEDN	23			23	SUEDE	
COMMODITY TOTAL		68			68		TOTAL DE MARCHANDISE
NON-ALCOHOLIC BEVERAGE	GER	29			29	ALL	BOISSONS NON-ALCOOLIQ.
WINES	GER	6			6	ALL	VINS
DIST. ALCOHOLIC BEV.	GER	22			22	ALL	BOISS. ALCOOL. DIST.
	SWEDN	7			7	SUEDE	
COMMODITY TOTAL		29			29		TOTAL DE MARCHANDISE
TEXTILE FIBRES NES	GER	20			20	ALL	FIBRES TEXTILES NDA
STONE, CRUDE NES	GER	33			33	ALL	PIERRE BRUTE NDA
SALT	GER	272			272	ALL	SEL
	NORV	48			48	NORV	
	SWEDN	14			14	SUEDE	
COMMODITY TOTAL		334			334		TOTAL DE MARCHANDISE
COTTON, TEXTILE WASTE	GER	6			6	ALL	DECHETS DE COTON, TEXT.
LUMBER AND TIMBER	GER	964			964	ALL	BOIS D'ŒUVRE ET CHARP.
	NORV	144			144	NORV	
	SWEDN	104			104	SUEDE	
COMMODITY TOTAL		1 212			1 212		TOTAL DE MARCHANDISE
FLOORING	SWEDN	93			93	SUEDE	LAMES POUR PARQUET
SHINGLES AND SHAKES	GER	72			72	ALL	BARDEAUX, BARDE, FACADE
	SWEDN	19			19	SUEDE	
COMMODITY TOTAL		91			91		TOTAL DE MARCHANDISE
SAWMILL PRODUCTS NES	GER	3			3	ALL	SCIAGES NDA
VENEER, PLYWOOD	GER	8			8	ALL	PLACAGES, CONTRE-PLAQ.
PAPER NES	GER	358			358	ALL	PAPIER NDA
	NORV	60			60	NORV	
	SWEDN	54			54	SUEDE	
COMMODITY TOTAL		472			472		TOTAL DE MARCHANDISE
BLDG. PAPER AND BOARD	GER	205			205	ALL	PLAQ. CONSTR., PAP/CART.
	NORV	137			137	NORV	
	SWEDN	17			17	SUEDE	
COMMODITY TOTAL		359			359		TOTAL DE MARCHANDISE
TEXTILE FAB. MTL NES	GER	133			133	ALL	OUVR. EN MAT. TEXT. NDA
	NORV	48			48	NORV	
	SWEDN	27			27	SUEDE	
COMMODITY TOTAL		208			208		TOTAL DE MARCHANDISE
ANIMAL OILS, EXC. MARINE	GER	4			4	ALL	HUIL. ANIM. SAUF AN. MAR.
VEG. OILS, FATS NES	GER	18			18	ALL	HUIL. MAT. GRAS. VEG. NDA
OILS, FATS, WAXES NES	GER	1			1	ALL	HUIL. MAT. GRAS. CIRE NDA
SULPHURIC ACID	GER	4			4	ALL	ACIDE SULFURIQUE
	NORV	17			17	NORV	
	SWEDN	2			2	SUEDE	
COMMODITY TOTAL		23			23		TOTAL DE MARCHANDISE
INORGANIC CHEMS. NES	GER	42			42	ALL	PROD. CHIM. INORG. NDA
	NORV	16			16	NORV	
	SWEDN	20			20	SUEDE	
COMMODITY TOTAL		78			78		TOTAL DE MARCHANDISE
ORGANIC CHEMICALS NES	GER	5			5	ALL	PROD. CHIM. ORGAN. NDA
EXPLOS., FUSES, CAPS	OTHER	25			25	AUTRE	EXPLOS., AMORCES, DET.
POTASH	GER	1 198			1 198	ALL	POTASSE
AGRICULTURAL CHEMICALS	GER	17			17	ALL	PROD. CHIM. AGRICOLES
PLASTIC MATERIALS	GER	8			8	ALL	MATIERES PLASTIQUES
	SWEDN	1			1	SUEDE	
COMMODITY TOTAL		9			9		TOTAL DE MARCHANDISE
DYESTUFF, PIGMENT, PAINT	GER	7			7	ALL	MAT. COLOR. PIG. PEINTURE
	NORV	2			2	NORV	
COMMODITY TOTAL		9			9		TOTAL DE MARCHANDISE
ASPHALTS, ROAD OILS	GER	7			7	ALL	ASPHALTE, BITUME LIQD.
	SWEDN	13			13	SUEDE	
COMMODITY TOTAL		20			20		TOTAL DE MARCHANDISE
CASTINGS, FORGINGS	NORV	7			7	NORV	MOUL. PIÈCES FORGÉES
BAR AND RODS, STEEL	NORV	393			393	NORV	BARRES ET TIGES ACIER
PLATE & SHEET STEEL	GER	3			3	ALL	TOLES, FEUILLES D'ACIER
STRUCTURAL SHAPES	GER	25			25	ALL	PROFILES DE CONSTRUCT.
	NORV	28			28	NORV	
	SWEDN	85			85	SUEDE	
COMMODITY TOTAL		138			138		TOTAL DE MARCHANDISE
PIPES, TUBES: IRON, STEEL	GER	350			350	ALL	TUYAUX, TUBES: FER, ACIER
	NORV	846			846	NORV	
	SWEDN	3			3	SUEDE	
COMMODITY TOTAL		1 199			1 199		TOTAL DE MARCHANDISE
COPPER AND ALLOYS	SWEDN	122			122	SUEDE	CUIVRE ET ALLIAGES

TABLE 18. COMMODITIES LOADED FOR FOREIGN COUNTRIES BY COUNTRY OF DESTINATION, REGISTRY OF VESSEL AND CANADIAN REGION - 1977

TABLEAU 18. MARCHANDISES CHARGES A DESTINATION DE PAYS ETRANGERS SELON LE PAYS DE DESTINATION, L'IMMATICULATION DU NAVIRE ET LA REGION DU CANADA - 1977

METRIC TONNES - TONNES METRIQUE

COUNTRY OF DESTINATION AND KIND OF CARGO	REGISTRY OF VESSEL	ATLANTIC ATLANTIQUE	GREAT LAKES GRANDS LACS	PACIFIC PACIFIQUE	TOTAL TOTAL	IMMATIC. DU NAVIRE	PAYS DE DESTINATION ET MARCHANDISE
<b>LEEW-WIND IS. CONT.</b>							<b>I. LEEW-WIND. SUITE</b>
METAL FAB. BASIC PROD.	GER	76			76	ALL	OUV.P. DE BASE EN METAL
	NORW	141			141	NORV	
	SWEDN	7			7	SUEDE	
<b>COMMODITY TOTAL</b>		<b>224</b>			<b>224</b>		<b>TOTAL DE MARCHANDISE</b>
BRICKS, TILES NES	GER	7			7	ALL	BRIQUES, TUILES NDA
	NORW	11			11	NORV	
	SWEDN	2			2	SUEDE	
<b>COMMODITY TOTAL</b>		<b>20</b>			<b>20</b>		<b>TOTAL DE MARCHANDISE</b>
NON-MET. MIN. BASIC PROD	GER	184			184	ALL	PROD. MIN. NON-MET. BASE
MISC. FABRICATED PROD.	GER	26			26	ALL	OUVRAGES DIVERS
	SWEDN	8			8	SUEDE	
<b>COMMODITY TOTAL</b>		<b>34</b>			<b>34</b>		<b>TOTAL DE MARCHANDISE</b>
MACHINERY NES	GER	464			464	ALL	MACHINES NDA
	NORW	13			13	NORV	
	SWEDN	69			69	SUEDE	
	LIBER	5			5	LIBER	
<b>COMMODITY TOTAL</b>		<b>551</b>			<b>551</b>		<b>TOTAL DE MARCHANDISE</b>
PASS. AUTOS AND CHASSIS	GER	20			20	ALL	VOITURES PART., CHASSIS
	OTHER	22			22	AUTRE	
<b>COMMODITY TOTAL</b>		<b>42</b>			<b>42</b>		<b>TOTAL DE MARCHANDISE</b>
TRUCKS AND CHASSIS	GER	8			8	ALL	CAMIONS ET CHASSIS
MOTOR VEHICLE ENGINES	GER	13			13	ALL	MOTEURS DE VEH. AUTOM.
	NORW	18			18	NORV	
	SWEDN	3			3	SUEDE	
<b>COMMODITY TOTAL</b>		<b>34</b>			<b>34</b>		<b>TOTAL DE MARCHANDISE</b>
ROAD MOTOR VEH. NES	DENMK	9			9	DANMK	VEH. AUTOM. ROUTIERS NDA
RUBBER TIRES AND TUBES	GER	61			61	ALL	PNEUS, CHAMBRES A AIR
	NORW	15			15	NORV	
	SWEDN	4			4	SUEDE	
<b>COMMODITY TOTAL</b>		<b>80</b>			<b>80</b>		<b>TOTAL DE MARCHANDISE</b>
EQUIPMENT MISC.	GER	188			188	ALL	MATERIEL DIVERS
	NORW	24			24	NORV	
	SWEDN	39			39	SUEDE	
	LIBER	3			3	LIBER	
<b>COMMODITY TOTAL</b>		<b>254</b>			<b>254</b>		<b>TOTAL DE MARCHANDISE</b>
PERSONAL, HOUSEHOLD GOODS	GER	99			99	ALL	ART. PERS. ET MENAGERS
	SWEDN	29			29	SUEDE	
<b>COMMODITY TOTAL</b>		<b>128</b>			<b>128</b>		<b>TOTAL DE MARCHANDISE</b>
FIREARMS, AMMUNITION	LIBER	8			8	LIBER	ARMES A FEU, MUNITIONS
	OTHER	11			11	AUTRE	
<b>COMMODITY TOTAL</b>		<b>19</b>			<b>19</b>		<b>TOTAL DE MARCHANDISE</b>
CONTAINERS, CLOSURES	GER	56			56	ALL	CONTENEURS, FERMETURES
	SWEDN	4			4	SUEDE	
<b>COMMODITY TOTAL</b>		<b>60</b>			<b>60</b>		<b>TOTAL DE MARCHANDISE</b>
MISC. END PRODUCTS NES	GER	38			38	ALL	PRODUITS FINIS DIV. NDA
	NORW	3			3	NORV	
	SWEDN	4			4	SUEDE	
	OTHER	53			53	AUTRE	
<b>COMMODITY TOTAL</b>		<b>98</b>			<b>98</b>		<b>TOTAL DE MARCHANDISE</b>
GENERAL CARGO	GER	35			35	ALL	MARCHANDISES DIVERSES
	NORW	16			16	NORV	
<b>COMMODITY TOTAL</b>		<b>51</b>			<b>51</b>		<b>TOTAL DE MARCHANDISE</b>
CONTAINERIZED FREIGHT	DENMK	243			243	DANMK	FRET CONTENEURESE
	GER	1 786			1 786	ALL	
	NORW	145			145	NORV	
	SWEDN	778			778	SUEDE	
	LIBER	306			306	LIBER	
<b>COMMODITY TOTAL</b>		<b>3 258</b>			<b>3 258</b>		<b>TOTAL DE MARCHANDISE</b>
<b>COUNTRY/REGION TOTAL</b>		<b>25 954*</b>	<b>*</b>	<b>*</b>	<b>25 954**</b>		<b>TOTAL DE PAYS/REGION</b>
<b>TRINIDAD-TOBAGO</b>							<b>TRINIDAD-TOBAGO</b>
MEAT, FRESH OR FROZEN	GER	42			42	ALL	VIANDE, FRAICHE / CONG.
	SWEDN	28			28	SUEDE	
	PANAM	3			3	PANAM	
<b>COMMODITY TOTAL</b>		<b>73</b>			<b>73</b>		<b>TOTAL DE MARCHANDISE</b>
MEAT, CURED	GER	23			23	ALL	VIANDE FUMEE OU SALEE
	NORW	35			35	NORV	
<b>COMMODITY TOTAL</b>		<b>58</b>			<b>58</b>		<b>TOTAL DE MARCHANDISE</b>
MEAT AND MEAT PREP. NES	GER	99			99	ALL	VIANDES ET PREP. NDA
	PANAM	2			2	PANAM	
<b>COMMODITY TOTAL</b>		<b>101</b>			<b>101</b>		<b>TOTAL DE MARCHANDISE</b>
FISH, FRESH OR FROZEN	GER	18			18	ALL	POISSON, FRAIS OU CONG.
FISH, SALTED OR CURED	GER	89			89	ALL	POISSON, SALE OU FUME
	NORW	46			46	NORV	
	PANAM	47			47	PANAM	
<b>COMMODITY TOTAL</b>		<b>182</b>			<b>182</b>		<b>TOTAL DE MARCHANDISE</b>
CHEESE	GER	1			1	ALL	FROMAGE
MILK POWDER	NORW	22			22	NORV	LAIT EN POWDRE
DAIRY PROD. EGGS, HONEY	GER	2			2	ALL	PROD. LAIT., OEUFS, MIEL
	SWEDN	2			2	SUEDE	
<b>COMMODITY TOTAL</b>		<b>4</b>			<b>4</b>		<b>TOTAL DE MARCHANDISE</b>
HATS	GER	9			9	ALL	AVOINE
WHEAT	U K	5 715			5 715	R U	BLE
	NORW	5 813			5 813	NORV	

TABLE 18. COMMODITIES LOADED FOR FOREIGN COUNTRIES BY COUNTRY OF DESTINATION, REGISTRY OF VESSEL AND CANADIAN REGION - 1977

TABLEAU 18. MARCHANDISES CHARGÉES À DESTINATION DE PAYS ÉTRANGERS SELON LE PAYS DE DESTINATION, L'IMMATICULATION  
OU NAVIRE ET LA RÉGION DU CANADA - 1977

METRIC TONNES - TONNES MÉTRIQUE

COUNTRY OF DESTINATION AND KIND OF CARGO	REGISTRY OF VESSEL	ATLANTIC ATLANTIQUE	GREAT LAKES GRANDS LACS	PACIFIC PACIFIQUE	TOTAL TOTAL	IMMATIC. DU NAVIRE	PAYS DE DESTINATION ET MARCHANDISE
TRINIDAD-TOBAG CONT.							TRINIDAD TOBAG SUITE
COMMODITY TOTAL	OTHER	68 976			68 976	AUTRE	TOTAL DE MARCHANDISE
MALT AND MALT FLOUR	GER	80 504			80 504	ALL	MALT ET FARINE DE MALT
	NORW	117			117	NORV	
COMMODITY TOTAL		197			197		TOTAL DE MARCHANDISE
WHEAT FLOUR	GER	96			96	ALL	FARINE DE BLE
	PANAM	2			2	PANAM	
COMMODITY TOTAL		98			98		TOTAL DE MARCHANDISE
CEREALS MILLED, NES	GER	5			5	ALL	CEREALES MOULUES, NDA
	NORW	44			44	NORV	
COMMODITY TOTAL		49			49		TOTAL DE MARCHANDISE
FRUIT JUICES	GER	6			6	ALL	JUS DE FRUIT
FRUITS, PREP. CANNED	GER	3			3	ALL	FRUITS PREP. EN BOITE
POTATOES	OTHER	1 574			1 574	AUTRE	POMMES DE TERRE
VEGETABLES, FRESH	GER	2			2	ALL	LEGUMES, FRAIS
	PANAM	3			3	PANAM	
COMMODITY TOTAL		5			5		TOTAL DE MARCHANDISE
VEGETABLES, DRIED	GER	18			18	ALL	LEGUMES, SECS
	OTHER	10 422			10 422	AUTRE	
COMMODITY TOTAL		10 440			10 440		TOTAL DE MARCHANDISE
VEGETABLE PREP. NES	GER	62			62	ALL	PREP. DE LEGUMES NDA
	NORW	64			64	NORV	
	PANAM	31			31	PANAM	
COMMODITY TOTAL		157			157		TOTAL DE MARCHANDISE
SPICES	GER	6			6	ALL	ÉPICES
	NORW	5			5	NORV	
COMMODITY TOTAL		11			11		TOTAL DE MARCHANDISE
MISC. FOOD PREP. NES	GER	80			80	ALL	DIV. PPEP. ALIM. NDA
	NORW	5			5	NORV	
COMMODITY TOTAL		85			85		TOTAL DE MARCHANDISE
DIST. ALCOHOLIC BEV.	GER	4			4	ALL	BOISS. ALCOOL. DIST.
COTTON, TEXTILE WASTE	GER	49			49	ALL	DECHETS DE COTON, TEXT.
	PANAM	20			20	PANAM	
COMMODITY TOTAL		69			69		TOTAL DE MARCHANDISE
LUMBER AND TIMBER	GER	2 751			2 751	ALL	BOIS D'OEUVRE ET CHARP.
	GREEK	290		3 324	3 324	GRECQ	
	NORW	269			269	NORV	
	PANAM	3 310			3 310	PANAM	
COMMODITY TOTAL		6 634		3 324	6 634		TOTAL DE MARCHANDISE
VENEER, PLYWOOD	GREEK	150		150	150	GRECQ	PLACAGES, CONTRE-PLAQ.
PULP	DENMK	706			706	DANMK	PATE
	GER	14			14	ALL	
COMMODITY TOTAL		720			720		TOTAL DE MARCHANDISE
NEWSPRINT PAPER	U K	1 431			1 431	R U	PAPIER JOURNAL
	GER	684			684	ALL	
	GREEK	768			768	GRECQ	
	NORW	819			819	NORV	
	PANAM	3			3	PANAM	
	OTHER	2 000			2 000	AUTRE	
COMMODITY TOTAL		5 705			5 705		TOTAL DE MARCHANDISE
PAPER NES	GER	502			502	ALL	PAPIER NDA
	NORW	85			85	NORV	
	PANAM	58			58	PANAM	
COMMODITY TOTAL		645			645		TOTAL DE MARCHANDISE
PAPERBOARD	U K	439			439	R U	CARTON
BLDG. PAPER AND BOARD	GER	91			91	ALL	PLAQ. CONSTR., PAP. / CART.
TEXTILE FAB. MTL NES	GER	47			47	ALL	OUVR. EN MAT. TEXT. NDA
	NORW	20			20	NORV	
	PANAM	3			3	PANAM	
COMMODITY TOTAL		70			70		TOTAL DE MARCHANDISE
ANIMAL OILS, EXC. MARINE	GER	202			202	ALL	HUIL. ANIM. SAUF AN. MAR.
	NORW	208			208	NORV	
COMMODITY TOTAL		410			410		TOTAL DE MARCHANDISE
OILS, FATS, WAXES NES	GER	8			8	ALL	HUIL. MAT. GRAS. CIPE NDA
INORGANIC CHEMS. NES	GER	101			101	ALL	PROD. CHIM. INORG. NDA
ORGANIC CHEMICALS NES	GER	36			36	ALL	PROD. CHIM. ORGAN. NDA
PLASTIC MATERIALS	GER	15			15	ALL	MATIERES PLASTIQUES
	PANAM	3			3	PANAM	
COMMODITY TOTAL		18			18		TOTAL DE MARCHANDISE
OVESTUFF, PIGMENT, PAINT	GER	8			8	ALL	MAT. COLOR. PIC. PEINTURE
	NORW	8			8	NORV	
	PANAM	25			25	PANAM	
COMMODITY TOTAL		41			41		TOTAL DE MARCHANDISE
CHEM. SPECIALTIES NES	GER	43			43	ALL	PROD. CHIM. SPECIAUX NDA
LUBRICATING OIL, GREASE	GER	2			2	ALL	HUILE, GRAISSE LUBRIF.
BAR'S AND RODS, STEEL	NORW	1			1	NORV	BARRES ET TIGES ACIER
PLATE & SHEET STEEL	GER	146			146	ALL	TOLES, FEUILLES D'ACIER
	PANAM	21			21	PANAM	
COMMODITY TOTAL		167			167		TOTAL DE MARCHANDISE
STRUCTURAL SHAPES	PANAM	28			28	PANAM	PROFILES DE CONSTRUCT.
PIPES, TUBES, IRON, STEEL	GER	399			399	ALL	TUYAUX, TUBES FER, ACIER
	NORW	8			8	NORV	
	PANAM	173			173	PANAM	
COMMODITY TOTAL		580			580		TOTAL DE MARCHANDISE
WIRE	GER	198			198	ALL	FIL METALLIQUE
	NORW	29			29	NORV	



TABLE 18. COMMODITIES LOADED FOR FOREIGN COUNTRIES BY COUNTRY OF DESTINATION, REGISTRY OF VESSEL AND CANADIAN REGION - 1977

TABLEAU 18. MARCHANDISES CHARGÉES À DESTINATION DE PAYS ÉTRANGERS SELON LE PAYS DE DESTINATION, L'IMMATRICULATION DU NAVIRE ET LA RÉGION DU CANADA - 1977

		METRIC TONNES - TONNES METRIQUE						
COUNTRY OF DESTINATION AND KIND OF CARGO	REGISTRY OF VESSEL	ATLANTIC ATLANTIQUE	GREAT LAKES GRANDS LACS	PACIFIC PACIFIQUE	TOTAL TOTAL	IMMATIC. DU NAVIRE	PAYS DE DESTINATION ET MARCHANDISE	
TRINIDAD-TOBAG CONT. COMMODITY TOTAL		227			227		TRINIDAD TOBAG SUITE TOTAL DE MARCHANDISE ALUMINIUM	
ALUMINIUM	GER	394			394	ALL		
	NORW	59			59	NORV		
COMMODITY TOTAL		453			453		TOTAL DE MARCHANDISE	
COPPER AND ALLCY'S	GER	270			270	ALL	CUIVRE ET ALLIAGES	
	NORW	1			1	NORV		
COMMODITY TOTAL		271			271		TOTAL DE MARCHANDISE	
LEAD AND ALLOYS	GER	366			366	ALL	PLOMB ET ALLIAGES	
	NORW	141			141	NORV		
COMMODITY TOTAL		507			507		TOTAL DE MARCHANDISE	
ZINC AND ALLOYS	GER	140			140	ALL	ZINC ET ALLIAGES	
	PANAM	120			120	PANAM		
COMMODITY TOTAL		260			260		TOTAL DE MARCHANDISE	
NON-FERROUS METALS NES	GER	2			2	ALL	METEAUX NON-FERREUX NDA	
METAL FAB. BASIC PROD.	GER	6			6	ALL	CUVR. DE BASE EN METAL	
BRICKS, TILES NES	GER	210			210	ALL	BRIQUES, TILES NDA	
NON-MET. MIN. BASIC PRCD	NORW	1			1	NORV	PRCD. MIN. NON-MET. BASE	
MISC. FABRICATED PROD.	GER	83			83	ALL	OUVRAGES DIVERS	
	NORW	1			1	NORV		
COMMODITY TOTAL		84			84		TOTAL DE MARCHANDISE	
MACHINERY NES	GER	50			50	ALL	MACHINES NDA	
	NORW	57			57	NORV		
	SWEDN	163			163	SUEDE		
	OTHER	29			29	AUTRE		
COMMODITY TOTAL		299			299		TOTAL DE MARCHANDISE	
PASS. AUTOS AND CHASSIS	GER	18			18	ALL	VOITURES PART., CHASSIS	
	NORW	1			1	NORV		
	PANAM	5			5	PANAM		
COMMODITY TOTAL		24			24		TOTAL DE MARCHANDISE	
MOTOR VEHICLE ENGINES	PANAM	8			8	PANAM	MOTEURS DE VEH. AUTOM.	
TUBES AND TIRES	GER	26			26	ALL	PNEUS, CHAMBRES A AIR	
EQUIPMENT MISC.	GER	62			62	ALL	MATERIEL DIVERS	
	NORW	2			2	NORV		
	PANAM	9			9	PANAM		
COMMODITY TOTAL		73			73		TOTAL DE MARCHANDISE	
PERSONAL, HOUSEHOLD GOODS	GER	40			40	ALL	ART. PERS. ET MENAGERS	
	NORW	2			2	NORV		
	PANAM	4			4	PANAM		
COMMODITY TOTAL		46			46		TOTAL DE MARCHANDISE	
CONTAINERS, CLOSURES	GER	8			8	ALL	CONTENEURS, FERMETURES	
	NORW	6			6	NORV		
COMMODITY TOTAL		14			14		TOTAL DE MARCHANDISE	
MISC. END PRODUCTS NES	GER	45			45	ALL	PRODUITS FINIS DIV. NDA	
	NORW	3			3	NORV		
	PANAM	1			1	PANAM		
COMMODITY TOTAL		49			49		TOTAL DE MARCHANDISE	
GENERAL CARGO	GER	15			15	ALL	MARCHANDISES DIVERSES	
	NORW	16			16	NORV		
COMMODITY TOTAL		31			31		TOTAL DE MARCHANDISE	
CONTAINERIZED FREIGHT	GER	3 259			3 259	ALL	FRET CONTENEURESE	
	NORW	2 922			2 922	NORV		
	SWEDN	959			959	SUEDE		
	LIBER	642			642	LIBER		
	OTHER	5 215			5 215	AUTRE		
COMMODITY TOTAL		12 997			12 997		TOTAL DE MARCHANDISE	
COUNTRY/REGION TOTAL		121 673*	*	3 474*	125 147*		TOTAL DE PAYS/REGION	
COSTA RICA							COSTA-RICA	
FISH, CANNED	U S A			5	5	E-U	POISSON EN BOITES	
	OTHER			5	5	AUTRE		
COMMODITY TOTAL				10	10		TOTAL DE MARCHANDISE	
BARLEY	GREEK		221		221	GRECQ	ORGE	
MALT AND MALT FLOUR	U S A			542	542	E-U	MALT ET FARINE DE MALT	
ASBESTOS	U S A			356	356	E-U	AMIANTE	
PULP	DENMK	1 180			1 180	DANMK	PATE	
	PANAM	1 088			1 088	PANAM		
COMMODITY TOTAL		2 268			2 268		TOTAL DE MARCHANDISE	
NEWSPRINT PAPER	NORW	2 427			2 427	NORV	PAPIER JOURNAL	
	LIBER	3 069			3 069	LIBER		
	U S A			210	210	E-U		
	OTHER	1 579			1 729	AUTRE		
COMMODITY TOTAL		7 075			7 435		TOTAL DE MARCHANDISE	
PAPER NES	GREEK			902	902	GRECQ	PAPIER NDA	
	NORW			801	801	NORV		
	OTHER			681	681	AUTRE		
COMMODITY TOTAL				2 384	2 384		TOTAL DE MARCHANDISE	
PAPERBOARD	PANAM	971			971	PANAM	CARTON	
	OTHER			999	999	AUTRE		
COMMODITY TOTAL		971			1 970		TOTAL DE MARCHANDISE	
INORGANIC CHEMS. NES	OTHER			7	7	AUTRE	PROD. CHIM. INORG. NDA	
ORGANIC CHEMICALS NES	OTHER			27	27	AUTRE	PROD. CHIM. ORGAN. NDA	
EXPLOS., FUSES, CAPS	DENMK	61			61	DANMK	EXPLOS., AMORCES, DET.	
	OTHER	41			41	AUTRE		
COMMODITY TOTAL		102			102		TOTAL DE MARCHANDISE	

TABLE 18. COMMODITIES LOADED FOR FOREIGN COUNTRIES BY COUNTRY OF DESTINATION, REGISTRY OF VESSEL AND CANADIAN REGION - 1977

TABLEAU 18. MARCHANDISES CHARGÉES A DESTINATION DE PAYS ÉTRANGERS SELON LE PAYS DE DESTINATION, L'IMMATRICULATION DU NAVIRE ET LA RÉGION DU CANADA - 1977

COUNTRY OF DESTINATION AND KIND OF CARGO		REGISTRY OF VESSEL	ATLANTIC ATLANTIQUE	GREAT LAKES GRANDS LACS	PACIFIC PACIFIQUE	TOTAL TOTAL	IMMATIC. DU NAVIRE	PAYS DE DESTINATION ET MARCHANDISE
<b>COSTA RICA CCNT.</b>								<b>COSTA-RICA SUITE</b>
ZINC AND ALLOYS	U S A			176	176	E-U	ZINC ET ALLIAGES	
	OTHER			175	175	AUTRE		
COMMODITY TOTAL				351	351		TOTAL DE MARCHANDISE	
METAL FAB.BASIC PRCD.	GREEK	1			1	GREQC	OUVR.DE BASE EN METAL	
MACHINERY NES	U S A			4	4	E-U	MACHINES NDA	
PERSONAL,HSEHOLD GOODS	U S A			1	1	E-U	ART.PERS.ET MENAGERES	
GENERAL CARGO	GREEK		3		3	GREQC	MARCHANDISES DIVERSES	
	PANAM	20			20	PANAM		
COMMODITY TOTAL		20	3		23		TOTAL DE MARCHANDISE	
COUNTRY/REGION TOTAL		10 437*	224*	5 041*	15 702*		TOTAL DE PAYS/REGION	
<b>CUBA</b>							<b>CUBA</b>	
CATTLE	OTHER	81			81	AUTRE	BOVINS	
LIVE ANIMALS, NES	GREEK	1			1	GREQC	ANIMAUX VIVANTS, NDA	
SHELL FISH,NES	OTHER	56			56	AUTRE	MOLUSQUES CRUST.,NDA	
MILK POWDER	GREEK	5 100			5 100	GREQC	LAIT EN POUURE	
BARLEY	OTHER	29 692			29 692	AUTRE	ORGE	
CORN	OTHER	66 556			66 556	AUTRE	MAIS	
OATS	GREEK	1 944			1 944	GREQC	AVDINE	
	OTHER	23 806			23 806	AUTRE		
COMMODITY TOTAL		25 750			25 750		TOTAL DE MARCHANDISE	
WHEAT	GREEK	44 130			44 130	GREQC	BLE	
	OTHER	281 518			281 518	AUTRE		
COMMODITY TOTAL		325 648			325 648		TOTAL DE MARCHANDISE	
WHEAT FLOUR	GREEK	10			10	GREQC	FARINE DE BLE	
	OTHER	169 721			169 721	AUTRE		
COMMODITY TOTAL		169 731			169 731		TOTAL DE MARCHANDISE	
POTATOES	DENMK	3 573			3 573	DANMK	POMMES DE TERRE	
	OTHER	4 533			4 533	AUTRE		
COMMODITY TOTAL		8 106			8 106		TOTAL DE MARCHANDISE	
VEGETABLES, DRIED	OTHER	2 992			2 992	AUTRE	LEGUMES, SECS	
MISC.FOOD PREP.NES	GREEK	4			4	GREQC	DIV.PREP.ALIM.NDA	
	OTHER	118			118	AUTRE		
COMMODITY TOTAL		122			122		TOTAL DE MARCHANDISE	
OIL SEED MEAL,CAKE NES	OTHER	1 004			1 004	AUTRE	FAR.TOURT.OLEAG.NDA	
CONC.COMPLET FEEDS	OTHER	91			91	AUTRE	CONC.,PROV.COMPLETES	
DIST.ALCOHOLIC BEV.	OTHER	4			4	AUTRE	BOISS.ALCOOL.DIST.	
SOYA BEANS	OTHER	1 400			1 400	AUTRE	GRAINE DE SOYA	
BOLTS,ROUND TIMBER	GREEK			598	598	GREQC	BILLOTS,BOIS ROND	
ASBESTOS	GREEK	67			67	GREQC	AMIANTE	
SULPHUR IN DRES	OTHER			20 328	20 328	AUTRE	SOUFRE EN MINERAL	
CRUDE NON-MET.MIN.NES	OTHER	225			225	AUTRE	MIN.NON-MET.BRUTS NDA	
LEATHER	OTHER	5			5	AUTRE	CUIR	
LUMBER AND TIMBER	GREEK			17 726	17 726	GREQC	BOIS D'OEUVRE ET CHARP.	
	OTHER	2 978			2 978	AUTRE		
COMMODITY TOTAL		2 978		17 726	20 704		TOTAL DE MARCHANDISE	
PULP	GREEK			408	408	GREQC	PATE	
	PANAM			552	552	PANAM		
COMMODITY TOTAL				960	960		TOTAL DE MARCHANDISE	
PAPER NES	GREEK	155		3 229	3 384	GREQC	PAPIER NDA	
	PANAM			3 888	3 888	PANAM		
COMMODITY TOTAL		155		7 117	7 272		TOTAL DE MARCHANDISE	
PAPERBOARD	GREEK	2 644			2 644	GREQC	CARTON	
	OTHER	2 974			2 974	AUTRE		
COMMODITY TOTAL		5 618			5 618		TOTAL DE MARCHANDISE	
BLDG.PAPER AND BOARD	OTHER	189			189	AUTRE	PLAQ.CONSTR.,PAP/CART.	
WET MACHINE BOARD	GREEK	38			38	GREQC	CARTON EN PATE PRESSE	
ANIMAL OILS,EXC.MARINE	OTHER	3 033	2 000	3 558	8 591	AUTRE	HUIL.ANIM.SAUF AN.MAR.	
INORGANIC CHEMS. NES	OTHER	20			20	AUTRE	PROD.CHIM.INORG.NDA	
ORGANIC CHEMICALS NES	GREEK	670			670	GREQC	PROD.CHIM.ORGAN.NDA	
AGRICULTURAL CHEMICALS	GREEK	10			10	GREQC	PROD.CHIM.AGRICOLES	
PLASTIC MATERIALS	GREEK	3			3	GREQC	MATIERES PLASTIQUES	
CHEM.SPECIALTIES NES	GREEK	332			332	GREQC	PROD.CHIM.SPECIALS NDA	
LUBRICATING OIL,GREASE	OTHER	220			220	AUTRE	HUIL.GRAISSE LUBRIF.	
PRIMARY IRON,STEEL NES	GREEK	102			102	GREQC	FER.ACIER PRIMAIR.NDA	
PLATE & SHEET STEEL	GREEK	8			8	GREQC	TOLES,FEUILLES DACIER	
STRUCTURAL SHAPES	OTHER	261			261	AUTRE	PROFILES OE CONSTRUCT.	
ALUMINUM	OTHER	31			31	AUTRE	ALUMINIUM	
METAL FAB.BASIC PROD.	OTHER	3			3	AUTRE	OUVR.DE BASE EN METAL	
GLASS BASIC PRODUCTS	GREEK	5			5	GREQC	OUVR.DE BASE EN VERRE	
ASBESTOS BASIC PROD.	OTHER	109			109	AUTRE	OUVR.DE BASE AMIANTE	
MACHINERY NES	GREEK	9			9	GREQC	MACHINES NDA	
	OTHER	841			841	AUTRE		
COMMODITY TOTAL		850			850		TOTAL DE MARCHANDISE	
PASS.AUTOS AND CHASSIS	GREEK	2			2	GREQC	VOITURES PART.,CHASSIS	
	OTHER	12			12	AUTRE		
COMMODITY TOTAL		14			14		TOTAL DE MARCHANDISE	
EQUIPMENT MISC.	GREEK	33			33	GREQC	MATERIEL DIVERS	
	OTHER	615			615	AUTRE		
COMMODITY TOTAL		648			648		TOTAL DE MARCHANDISE	
PERSONAL,HSEHOLD GOODS	GREEK	14			14	GREQC	ART.PERS.ET MENAGERES	
	OTHER	83			83	AUTRE		
COMMODITY TOTAL		97			97		TOTAL DE MARCHANDISE	
CONTAINERS,CLOSURES	GREEK	1 227			1 227	GREQC	CONTENEURS,FERMETURES	

TABLE 18. COMMODITIES LOADED FOR FOREIGN COUNTRIES BY COUNTRY OF DESTINATION, REGISTRY OF VESSEL AND CANADIAN REGION - 1977

TABLEAU 18. MARCHANDISES CHARGÉES A DESTINATION DE PAYS ÉTRANGERS SELON LE PAYS DE DESTINATION, L'IMMATRICULATION DU NAVIRE ET LA RÉGION DU CANADA - 1977

		METRIC TONNES - TONNES METRIQUE						
COUNTRY OF DESTINATION AND KIND OF CARGO	REGISTRY OF VESSEL	ATLANTIC ATLANTIQUE	GREAT LAKES GRANDS LACS	PACIFIC PACIFIQUE	TOTAL TOTAL	IMMATRIC. DU NAVIRE	PAYS DE DESTINATION ET MARCHANDISE	
<b>CUBA</b>	<b>CONT.</b>						<b>CUBA</b>	
	OTHER	435			435	AUTRE		
<b>COMMODITY TOTAL</b>		<b>1 662</b>			<b>1 662</b>		<b>TOTAL DE MARCHANDISE</b>	
MISC. END PRODUCTS NES	GREEK	387			387	GRECQ	PRODUITS FINIS DIV.NDA	
	OTHER	122			122	AUTRE		
<b>COMMODITY TOTAL</b>		<b>509</b>			<b>509</b>		<b>TOTAL DE MARCHANDISE</b>	
GENERAL CARGO	GREEK	13			13	GRECQ	MARCHANDISES DIVERSES	
	OTHER	801			801	AUTRE		
<b>COMMODITY TOTAL</b>		<b>814</b>			<b>814</b>		<b>TOTAL DE MARCHANDISE</b>	
<b>COUNTRY/REGION TOTAL</b>		<b>655 010*</b>	<b>2 000*</b>	<b>50 287*</b>	<b>707 297*</b>		<b>TOTAL DE PAYS/REGION</b>	
<b>DOMINICAN REP.</b>							<b>R. DOMINICAINE</b>	
MEAT, FRESH OR FROZEN	GER	4			4	ALL	VIANDE, FRAICHE / CONG.	
FISH, FRESH OR FROZEN	GER	519			519	ALL	POISSON, FRAIS OU CONG.	
FISH, SALTED OR CURED	GER	1 182			1 182	ALL	POISSON, SALE OU FUME	
	GREEK	72			72	GRECQ		
	SWEDN	44			44	SUEDE		
<b>COMMODITY TOTAL</b>		<b>1 298</b>			<b>1 298</b>		<b>TOTAL DE MARCHANDISE</b>	
MILK POWDER	GER	446			446	ALL	LAIT EN POUVRE	
OATS	GER	18			18	ALL	AVOINE	
MALT AND MALT FLOUR	GER	847			847	ALL	MALT ET FARINE DE MALT	
	LIBER		824		824	LIBER		
<b>COMMODITY TOTAL</b>		<b>847</b>	<b>824</b>		<b>1 671</b>		<b>TOTAL DE MARCHANDISE</b>	
POTATOES	GER	881			881	ALL	POMMES DE TERRE	
MISC. FOOD PREP. NES	GER	12			12	ALL	DIV. PREP. ALIM. NDA	
DIST. ALCOHOLIC BEV.	GER	2			2	ALL	BOISS. ALCOOL. DIST.	
	GREEK	5			5	GRECQ		
<b>COMMODITY TOTAL</b>		<b>7</b>			<b>7</b>		<b>TOTAL DE MARCHANDISE</b>	
ASBESTOS	GER	382			382	ALL	AMIANTE	
	SWEDN	54			54	SUEDE		
<b>COMMODITY TOTAL</b>		<b>436</b>			<b>436</b>		<b>TOTAL DE MARCHANDISE</b>	
RUBBER FAB. MATERIALS	GER	2			2	ALL	DEMI-PROD. CAOUTCHOUC	
NEWSPRINT PAPER	GER	1 072			1 072	ALL	PAPIER JOURNAL	
	GREEK	301			301	GRECQ		
	NORW	6 454			6 454	NORV		
	OTHER	848			848	AUTRE		
<b>COMMODITY TOTAL</b>		<b>8 675</b>			<b>8 675</b>		<b>TOTAL DE MARCHANDISE</b>	
PAPER NES	GER	128			128	ALL	PAPIER NDA	
	SWEDN	5			5	SUEDE		
<b>COMMODITY TOTAL</b>		<b>133</b>			<b>133</b>		<b>TOTAL DE MARCHANDISE</b>	
BLDG. PAPER AND BOARD	GER	14			14	ALL	PLAQ. CONST., PAP/CART.	
TEXTILE FAB. MTL NES	GER	7			7	ALL	OUVR. EN MAT. TEXT. NDA	
METALLIC SALTS	GREEK	4			4	GRECQ	SLS METALLIQUES	
INORGANIC CHEM. NES	GER	5			5	ALL	PROD. CHIM. INORG. NDA	
	LIBER	30			30	LIBER		
<b>COMMODITY TOTAL</b>		<b>35</b>			<b>35</b>		<b>TOTAL DE MARCHANDISE</b>	
ORGANIC CHEMICALS NES	GREEK	13			13	GRECQ	PROD. CHIM. ORGAN. NDA	
EXPLOS., FUSES, CAPS	DENMK	47			47	DANMK	EXPLOS., AMORCES, DET.	
SYNTHETIC RUBBER	GER	46			46	ALL	CAOUTCHOUC SYNTHETIQUE	
DYESTUFF, PIGMENT, PAINT	GER	51			51	ALL	MAT. COLOR. PIG. PEINTURE	
	GREEK	6			6	GRECQ		
<b>COMMODITY TOTAL</b>		<b>57</b>			<b>57</b>		<b>TOTAL DE MARCHANDISE</b>	
PETROL, COAL PROD. NES	GER	3			3	ALL	DERIVE PETR. CHARB. NDA	
BARNS AND RODS, STEEL	GER	58			58	ALL	BARRES ET TIGES ACIER	
PLATE & SHEET STEEL	GER	2			2	ALL	TOLES, FEUILLES D'ACIER	
WIRE	GER	7			7	ALL	FIL METALLIQUE	
	GREEK	51			51	GRECQ		
	SWEDN	5			5	SUEDE		
<b>COMMODITY TOTAL</b>		<b>63</b>			<b>63</b>		<b>TOTAL DE MARCHANDISE</b>	
ALUMINUM	GER	529			529	ALL	ALUMINIUM	
	GREEK	111			111	GRECQ		
	SWEDN	108			108	SUEDE		
<b>COMMODITY TOTAL</b>		<b>748</b>			<b>748</b>		<b>TOTAL DE MARCHANDISE</b>	
COPPER AND ALLOYS	GER	181			181	ALL	CUIVRE ET ALLIAGES	
ZINC AND ALLOYS	GER	49			49	ALL	ZINC ET ALLIAGES	
METAL FAB. BASIC PROD.	GER	49			49	ALL	OUVR. DE BASE EN METAL	
	GREEK	14			14	GRECQ		
	SWEDN	8			8	SUEDE		
<b>COMMODITY TOTAL</b>		<b>71</b>			<b>71</b>		<b>TOTAL DE MARCHANDISE</b>	
BRICKS, TILES NES	GER	58			58	ALL	BRIQUES, TUILLES NDA	
GLASS BASIC PRODUCTS	SWEDN	1			1	SUEDE	OUVR. DE BASE EN VERRE	
MACHINERY NES	GER	39			39	ALL	MACHINES NDA	
RUBBER TIRES AND TUBES	GER	14			14	ALL	PNEUS, CHAMBRES A AIR	
EQUIPMENT MISC.	GER	263			263	ALL	MATERIEL DIVERS	
PERSONAL, HSEHOLD GOODS	GER	12			12	ALL	ART. PERS. ET MENAGERS	
MISC. END PRODUCTS NES	GER	22			22	ALL	PRODUITS FINIS DIV. NDA	
	SWEDN	2			2	SUEDE		
<b>COMMODITY TOTAL</b>		<b>24</b>			<b>24</b>		<b>TOTAL DE MARCHANDISE</b>	
GENERAL CARGO	GER	10			10	ALL	MARCHANDISES DIVERSES	
CONTAINERIZED FREIGHT	GER	2 688	904		3 592	ALL	FRET CONTENEURESE	
	NORW	355			355	NORV		
	SWEDN	75			75	SUEDE		
	LIBER	363			363	LIBER		
	OTHER	993			993	AUTRE		
<b>COMMODITY TOTAL</b>		<b>4 474</b>	<b>904</b>		<b>5 378</b>		<b>TOTAL DE MARCHANDISE</b>	
<b>COUNTRY/REGION TOTAL</b>		<b>19 571*</b>	<b>1 728*</b>	<b>*</b>	<b>21 299*</b>		<b>TOTAL DE PAYS/REGION</b>	



TABLE 18. COMMODITIES LOADED FOR FOREIGN COUNTRIES BY COUNTRY OF DESTINATION, REGISTRY OF VESSEL AND CANADIAN REGION - 1977

TABLEAU 18. MARCHANDISES CHARGÉES A DESTINATION DE PAYS ÉTRANGERS SELON LE PAYS DE DESTINATION, L'IMMATRICULATION DU NAVIRE ET LA RÉGION DU CANADA - 1977

COUNTRY OF DESTINATION AND KIND OF CARGO	REGISTRY OF VESSEL	METRIC TONNES - TONNES METRIQUE				TOTAL	IMMATRIC. OU NAVIRE	PAYS DE DESTINATION ET MARCHANDISE
		ATLANTIC ATLANTIQUE	GREAT LAKES GRANDS LACS	PACIFIC PACIFIQUE	TOTAL			
<b>EL SALVADOR</b>								
MALT AND MALT FLOUR	U S A			408	408	E-U	SALVADOR	
ASBESTOS	LIBER			239	239	LIBER	MALY ET FARINE OF MALT	
	U S A			901	901	E-U	AMIANTE	
	OTHER			513	513	AUTRE		
<b>COMMODITY TOTAL</b>				<b>1 653</b>	<b>1 653</b>		<b>TOTAL DE MARCHANDISE</b>	
NEWSPRINT PAPER	GER	1 154			1 154	ALL	PAPIER JOURNAL	
	NORW	641		1 788	2 429	NORV		
	LIBER			250	250	LIBER		
	U S A			151	151	E-U		
	OTHER	1 420		9 879	11 299	AUTRE		
<b>COMMODITY TOTAL</b>		<b>3 215</b>		<b>12 068</b>	<b>15 283</b>		<b>TOTAL DE MARCHANDISE</b>	
PAPER NES	NORW			390	390	NORV	PAPIER NDA	
	U S A			2	2	E-U		
	OTHER			749	749	AUTRE		
<b>COMMODITY TOTAL</b>				<b>1 141</b>	<b>1 141</b>		<b>TOTAL DE MARCHANDISE</b>	
PAPERBOARD	OTHER			60	60	AUTRE	CARTON	
INORGANIC CHEMS. NES	OTHER			10	10	AUTRE	PROD.CHIM.INORG.NDA	
ORGANIC CHEMICALS NES	OTHER			20	20	AUTRE	PROD.CHIM.ORGAN.NDA	
RAILS & TRACK MATERIAL	U S A			29	29	E-U	RAILS,MAT.VOIE FERREE	
ALUMINIUM	U S A			362	362	E-U	ALUMINIUM	
	OTHER			362	362	AUTRE		
<b>COMMODITY TOTAL</b>				<b>724</b>	<b>724</b>		<b>TOTAL DE MARCHANDISE</b>	
LEAD AND ALLEYS	U S A			2	2	E-U	PLOMB ET ALLIAGES	
MACHINERY NES	U S A			7	7	E-U	MACHINES NDA	
	OTHER			3	3	AUTRE		
<b>COMMODITY TOTAL</b>				<b>10</b>	<b>10</b>		<b>TOTAL DE MARCHANDISE</b>	
EQUIPMENT MISC.	U S A			7	7	E-U	MATERIEL DIVERS	
PERSONAL,HOUSEHOLD GOODS	OTHER			327	327	AUTRE	ART.PERS.ET MENAGERS	
<b>COUNTRY/REGION TOTAL</b>		<b>3 215*</b>	<b>*</b>	<b>16 459*</b>	<b>19 674*</b>		<b>TOTAL DE PAYS/REGION</b>	
<b>FR.WEST INDIES</b>								
LUMBER AND TIMBER	SWEON	287			287	SUEDE	ANTILLES FR.	
NEWSPRINT PAPER	DENMK	581			581	DANMK	BOIS OEUVRE ET CHARP.	
	CAN	242			242	CAN	PAPIER JOURNAL	
<b>COMMODITY TOTAL</b>		<b>823</b>			<b>823</b>		<b>TOTAL DE MARCHANDISE</b>	
<b>COUNTRY/REGION TOTAL</b>		<b>1 110*</b>	<b>*</b>	<b>*</b>	<b>1 110*</b>		<b>TOTAL DE PAYS/REGION</b>	
<b>GUATEMALA</b>								
FISH,CANNED	LIBER	41			41	LIBER	GUATEMALA	
MILK POWDER	GREEK	5			5	GRECQ	POISSON EN BOITES	
	NORW	20			20	NORV	LAIT EN POUVRE	
	LIBER	275			275	LIBER		
	U S A			20	20	E-U		
	OTHER	444			444	AUTRE		
<b>COMMODITY TOTAL</b>		<b>744</b>		<b>20</b>	<b>764</b>		<b>TOTAL DE MARCHANDISE</b>	
DAIRY PROD,EGGS,HONEY	OTHER	74			74	AUTRE	PROD.LAIT.,OEUF,S,MIEL	
CORN STARCH	LIBER	32			32	LIBER	FECULE DE MAIS	
MALT AND MALT FLOUR	PANAM	20			20	PANAM	MALT ET FARINE DE MALT	
	OTHER			811	811	AUTRE		
<b>COMMODITY TOTAL</b>		<b>20</b>		<b>811</b>	<b>831</b>		<b>TOTAL DE MARCHANDISE</b>	
WHEAT FLOUR	OTHER	101			101	AUTRE	FARINE DE BLE	
MACARONI,CEREAL PROD.	OTHER	14			14	AUTRE	PATES ALIM.PROD.CEREAL	
VEGETABLES, DRIED	LIBER	30			30	LIBER	LEGUMES, SECS	
	OTHER	30			30	AUTRE		
<b>COMMODITY TOTAL</b>		<b>60</b>			<b>60</b>		<b>TOTAL DE MARCHANDISE</b>	
VEGETABLE PREP.NES	OTHER	4			4	AUTRE	PREP. DE LEGUMES NDA	
SUGAR, NES	LIBER	9			9	LIBER	SUCRE, NDA	
	OTHER	12			12	AUTRE		
<b>COMMODITY TOTAL</b>		<b>21</b>			<b>21</b>		<b>TOTAL DE MARCHANDISE</b>	
MISC.FOOD PREP.NES	LIBER	5			5	LIBER	DIV.PREP.ALIM.NDA	
	OTHER	12			12	AUTRE		
<b>COMMODITY TOTAL</b>		<b>17</b>			<b>17</b>		<b>TOTAL DE MARCHANDISE</b>	
CONC.COMPLETE FEEDS	LIBER	49			49	LIBER	CONC.,PROV.COMPLETES	
DIST.ALCOHOLIC BEV.	OTHER	3		7	10	AUTRE	BOISS.ALCOOL.DIST.	
LEAD ORE AND CONC.	OTHER			4	4	AUTRE	MINERAI,CONC.DE PLOMB	
ZINC ORE AND CONC.	OTHEP			240	240	AUTRE	MINERAI,CONC.DE ZINC	
ASBESTOS	GREEK	583			583	GRECQ	AMIANTE	
	NORW	91			91	NORV		
	LIBER	756			756	LIBER		
	U S A			775	775	E-U		
	OTHER	1 390		363	1 753	AUTRE		
<b>COMMODITY TOTAL</b>		<b>2 820</b>		<b>1 138</b>	<b>3 958</b>		<b>TOTAL DE MARCHANDISE</b>	
SALT	OTHER	33			33	AUTRE	SEL	
WASTE AND SCRAP NES	LIBER	92			92	LIBER	DECHETS ET REBUTS NDA	
	OTHER	319			319	AUTRE		
<b>COMMODITY TOTAL</b>		<b>411</b>			<b>411</b>		<b>TOTAL DE MARCHANDISE</b>	
NEWSPRINT PAPER	U K	19			19	R U	PAPIER JOURNAL	
	GER	930			930	ALL		
	NORW			1 029	1 029	NORV		
	LIBER			548	548	LIBER		
	U S A			60	60	E-U		
	OTHER	1 765		3 470	5 235	AUTRE		
<b>COMMODITY TOTAL</b>		<b>2 714</b>		<b>5 107</b>	<b>7 821</b>		<b>TOTAL DE MARCHANDISE</b>	

TABLE 13. COMMODITIES LOADED FOR FOREIGN COUNTRIES BY COUNTRY OF DESTINATION, REGISTRY OF VESSEL AND CANADIAN REGION - 1977

TABLEAU 13. MARCHANDISES CHARGÉES À DESTINATION DE PAYS ÉTRANGERS SELON LE PAYS DE DESTINATION, L'IMMATRICULATION DU NAVIRE ET LA RÉGION DU CANADA - 1977

		METRIC TONNES - TONNES MÉTRIQUE							
COUNTRY OF DESTINATION AND KIND OF CARGO	REGISTRY OF VESSEL	ATLANTIC ATLANTIQUE	GREAT LAKES GRANDS LACS	PACIFIC PACIFIQUE	TOTAL TOTAL	IMMATIC. DU NAVIRE	PAYS DE DESTINATION ET MARCHANDISE		
<b>GUATEMALA</b>	<b>CONT.</b>						<b>GUATEMALA</b>	<b>SUITE</b>	
PAPER NES	LIBER	5			5	LIBER	PAPIER NDA		
	U S A			100	100	E-U			
	OTHER				3 281	AUTRE			
COMMODITY TOTAL		285		2 996	3 386		TOTAL DE MARCHANDISE	OUVR. EN MAT. TEXT. NDA	
TEXTILE FAB. MTL NES	LIBER	1			1	LIBER			
	OTHER	2			2	AUTRE			
COMMODITY TOTAL		3			3		TOTAL DE MARCHANDISE	SELS MÉTALLIQUES	
METALLIC SALTS	OTHER	24			24	AUTRE	PROD. CHIM. INORG. NDA		
INORGANIC CHEMS. NES	GREEK	21			21	GRECQ			
	OTHER	41			41	AUTRE			
COMMODITY TOTAL		62			62		TOTAL DE MARCHANDISE	EXPLOS., AMORCES, DET.	
EXPLOS., FUSES, CAPS	OTHER	48			48	AUTRE	ENGRAIS CHIMIQUE NDA		
FERTILIZERS NES	LIBER	24			24	LIBER	PROD. CHIM. AGRICOLES		
AGRICULTURAL CHEMICALS	U S A			14	14	E-U	MATIÈRES PLASTIQUES		
PLASTIC MATERIALS	LIBER	53			53	LIBER			
	OTHER	10			10	AUTRE			
COMMODITY TOTAL		63			63		TOTAL DE MARCHANDISE	PROD. CHIM. SPÉCIAUX NDA	
CHEM. SPECIALTIES NES	OTHER	17			17	AUTRE	FER, ACIER PRIMAIRE NDA		
PRIMARY IRON, STEEL NES	GREEK	2 096			2 096	GRECQ			
	NORW	3 447			3 447	NORV			
	JAPAN	2 994			2 994	JAPON			
COMMODITY TOTAL		8 537			8 537		TOTAL DE MARCHANDISE	TOLLES, FEUILLES D'ACIER	
PLATE & SHEET STEEL	GREEK		1 502		1 502	GRECQ			
	NORW		1 634		1 634	NORV			
	LIBER		1 680		1 680	LIBER			
COMMODITY TOTAL			4 816		4 816		TOTAL DE MARCHANDISE	PROFILES DE CONSTRUCT.	
STRUCTURAL SHAPES	OTHER	39			39	AUTRE	TUYAUX, TUBES FER, ACIER		
PIPES, TUBES: IRON, STEEL	U K	2 638			2 638	R U			
	OTHER	15			15	AUTRE			
COMMODITY TOTAL		2 653			2 653		TOTAL DE MARCHANDISE	FIL MÉTALLIQUE	
WIRE	OTHER	2			2	AUTRE	ALUMINIUM		
ALUMINIUM	LIBER	109			109	LIBER			
	OTHER	172			172	AUTRE			
COMMODITY TOTAL		281			281		TOTAL DE MARCHANDISE	CUIVRE ET ALLIAGES	
COPPER AND ALLOYS	LIBER	4			4	LIBER			
	OTHER	3			3	AUTRE			
COMMODITY TOTAL		7			7		TOTAL DE MARCHANDISE	PLDMB ET ALLIAGES	
LEAD AND ALLOYS	OTHER			10	10	AUTRE	ZINC ET ALLIAGES		
ZINC AND ALLOYS	U S A			203	203	E-U			
	OTHER			621	621	AUTRE			
COMMODITY TOTAL				824	824		TOTAL DE MARCHANDISE	MÉTAUX NON-FERREUX NDA	
NON-FERROUS METALS NES	OTHER	8			8	AUTRE	OUVR. DE BASE EN MÉTAL		
METAL FAB. BASIC PROD.	GREEK	10			10	GRECQ			
	LIBER	25			25	LIBER			
	U S A			1	1	E-U			
	OTHER	51			51	AUTRE			
COMMODITY TOTAL		86			87		TOTAL DE MARCHANDISE	BRIQUES, TUILES NDA	
BRICKS, TILES NES	NORW	78			78	NORV			
	OTHER	36			36	AUTRE			
COMMODITY TOTAL		114			114		TOTAL DE MARCHANDISE	CIMENT	
CEMENT	LIBER	6			6	LIBER	OUVR. DE BASE CIMENT		
CEMENT BASIC PROD.	OTHER	1 089			1 089	AUTRE	PROD. MIN. NON-MÉT. BASE		
NON-MET. MIN. BASIC PROD	OTHER	16			16	AUTRE	MACHINES NDA		
MACHINERY NES	LIBER	33			33	LIBER			
	OTHER	63			63	AUTRE			
COMMODITY TOTAL		96			96		TOTAL DE MARCHANDISE	MOTEURS DE VEH. AUTOM.	
MOTOR VEHICLE ENGINES	LIBER	4			4	LIBER			
	OTHER	10			10	AUTRE			
COMMODITY TOTAL		14			14		TOTAL DE MARCHANDISE	NAVIRES, AVIONS, VEH. DIV	
SHIPS, AIRCRAFT, MIS. VEH	LIBER	4			4	LIBER	PNEUS, CHAMBRES À AIR		
RUBBER TIRES AND TUBES	LIBER	1			1	LIBER			
	OTHER	2			2	AUTRE			
COMMODITY TOTAL		3			3		TOTAL DE MARCHANDISE	MATÉRIEL DIVERS	
EQUIPMENT MISC.	GREEK	3			3	GRECQ			
	LIBER	11			11	LIBER			
	U S A			1	1	E-U			
	OTHER	12		3	15	AUTRE			
COMMODITY TOTAL		26		4	30		TOTAL DE MARCHANDISE	ART. PERS. ET MENAGERS	
PERSONAL, HOUSEHOLD GOODS	LIBER	4			4	LIBER			
	U S A			4	4	E-U			
	OTHER	4			4	AUTRE			
COMMODITY TOTAL		8		4	12		TOTAL DE MARCHANDISE	PRODUITS FINIS DIV. NDA	
MISC. END PRODUCTS NES	OTHER	9			9	AUTRE	MARCHANDISES DIVERSES		
GENERAL CARGO	LIBER	1			1	LIBER			
	OTHER	2			2	AUTRE			
COMMODITY TOTAL		3			3		TOTAL DE MARCHANDISE	FRET CONTENEURISE	
CONTAINERIZED FREIGHT	GER	33			33	ALL			
<b>COUNTRY/REGION TOTAL</b>		<b>20 723*</b>	<b>4 816*</b>	<b>11 280*</b>	<b>36 819*</b>		<b>TOTAL DE PAYS/REGION</b>		
<b>HAITI</b>							<b>HAITI</b>		
FISH, FRESH OR FROZEN	GER	652			652	ALL	POISSON, FRAIS OU CONG.		
	GREEK	4			4	GRECQ			
COMMODITY TOTAL		656			656		TOTAL DE MARCHANDISE	POISSON, SALE OU FUME	
FISH, SALTED OR CURED	GER	629			629	ALL			

TABLE 18. COMMODITIES LOADED FOR FOREIGN COUNTRIES BY COUNTRY OF DESTINATION, REGISTRY OF VESSEL AND CANADIAN REGION - 1977

TABLEAU 18. MARCHANDISES CHARGÉES À DESTINATION DE PAYS ÉTRANGERS SELON LE PAYS DE DESTINATION, L'IMMATRICULATION DU NAVIRE ET LA RÉGION DU CANADA - 1977

METRIC TONNES - TONNES MÉTRIQUE

COUNTRY OF DESTINATION AND KIND OF CARGO	REGISTRY OF VESSEL	ATLANTIC ATLANTIQUE	GREAT LAKES GRANDS LACS	PACIFIC PACIFIQUE	TOTAL TOTAL	IMMATRIC. DU NAVIRE	PAYS DE DESTINATION ET MARCHANDISE
<b>HAITI CCNT.</b>							
	GREEK	242			242	GRECQ	
	PANAM	533			533	PANAM	
	OTHER	116			116	AUTRE	
<b>COMMODITY TOTAL</b>		<b>1 520</b>			<b>1 520</b>		<b>TOTAL DE MARCHANDISE</b>
FISH, CANNED	PANAM	1			1	PANAM	POISSON EN BOITES
MILK POWDER	GER	103			103	ALL	LAIT EN POUJORE
	PANAM	114			114	PANAM	
<b>COMMODITY TOTAL</b>		<b>217</b>			<b>217</b>		<b>TOTAL DE MARCHANDISE</b>
BARLEY	PANAM	5			5	PANAM	ORGE
WHEAT	GER	5 982			5 982	ALL	BLE
	GREEK	25 943			25 943	GRECQ	
	NORW	4 627			4 627	NORW	
	PANAM	10 160			10 160	PANAM	
	OTHER	10 418			10 418	AUTRE	
<b>COMMODITY TOTAL</b>		<b>57 130</b>			<b>57 130</b>		<b>TOTAL DE MARCHANDISE</b>
WHEAT FLOUR	GER	3 271			3 271	ALL	FARINE DE BLE
	GREEK	1 030			1 030	GRECQ	
	PANAM	41			41	PANAM	
<b>COMMODITY TOTAL</b>		<b>4 342</b>			<b>4 342</b>		<b>TOTAL DE MARCHANDISE</b>
FRUITS, PREP. CANNED	PANAM	45			45	PANAM	FRUITS PREP. EN BOITE
VEGETABLES, DRIED	PANAM	40			40	PANAM	LEGUMES, SECS
VEGETABLE PREP. NES	PANAM	59			59	PANAM	PREP. DE LEGUMES NOA
MISC. FOOD PREP. NES	GREEK	61			61	GRECQ	DIV. PREP. ALIM. NOA
ASBESTOS	GER	2			2	ALL	AMIANTE
	PANAM	2			2	PANAM	
<b>COMMODITY TOTAL</b>		<b>4</b>			<b>4</b>		<b>TOTAL DE MARCHANDISE</b>
SALT	GER	19			19	ALL	SSEL
FURS, DRESSED	GER	2			2	ALL	FOURRURES ARRÊTEES
PAPER NES	GER	78			78	ALL	PAPIER NOA
	GREEK	16			16	GRECQ	
	PANAM	8			8	PANAM	
	OTHER	6			6	AUTRE	
<b>COMMODITY TOTAL</b>		<b>108</b>			<b>108</b>		<b>TOTAL DE MARCHANDISE</b>
PAPERBOARD	PANAM	11			11	PANAM	CARTON
BLDG. PAPER AND BOARD	GER	28			28	ALL	PLAQ. CONSTR., PAP/CART.
TEXTILE FAB. MTL NES	GER	3			3	ALL	OUVR. EN MAT. TEXT. NOA
	OTHER	3			3	AUTRE	
<b>COMMODITY TOTAL</b>		<b>6</b>			<b>6</b>		<b>TOTAL DE MARCHANDISE</b>
SULPHURIC ACID	PANAM	2			2	PANAM	ACIDE SULFURIQUE
EXPLOS., FUSES, CAPS	OTHER	12			12	AUTRE	EXPLOS., AMORCES, DET.
PLASTIC MATERIALS	GER	9			9	ALL	MATIERES PLASTIQUES
DYESTUFF, PIGMENT, PAINT	PANAM	2			2	PANAM	MAT. COLOR. PIG. PEINTURE
CHEM. SPECIALTIES NES	GER	1			1	ALL	PROD. CHIM. SPECIAUX NOA
	GREEK	2			2	GRECQ	
<b>COMMODITY TOTAL</b>		<b>3</b>			<b>3</b>		<b>TOTAL DE MARCHANDISE</b>
RAILS & TRACK MATERIAL	GREEK	15 033			15 033	GRECQ	RAILS, MAT. VOIE FERREE
WIRE	GREEK	2			2	GRECQ	FIL METALLIQUE
	PANAM	2			2	PANAM	
<b>COMMODITY TOTAL</b>		<b>4</b>			<b>4</b>		<b>TOTAL DE MARCHANDISE</b>
COPPER AND ALLOYS	PANAM	8			8	PANAM	CUIVRE ET ALLIAGES
METAL FAB. BASIC PROD.	PANAM	6			6	PANAM	OUVR. DE BASE EN METAL
NON-MET. MIN. BASIC PROD.	PANAM	5			5	PANAM	PRD. MIN. NON-MET. BASE
MISC. FABRICATED PROD.	GER	5			5	ALL	OUVRAGES DIVERS
	PANAM	4			4	PANAM	
<b>COMMODITY TOTAL</b>		<b>9</b>			<b>9</b>		<b>TOTAL DE MARCHANDISE</b>
MACHINERY NES	GER	5			5	ALL	MACHINES NOA
PASS. AUTOS AND CHASSIS	PANAM	5			5	PANAM	VOITURES PART. CHASSIS
BUSES AND CHASSIS	OTHER	14			14	AUTRE	AUTOBUS ET CHASSIS
MOTOR VEHICLE ENGINES	GER	11			11	ALL	MOTEURS DE VEH. AUTOM.
EQUIPMENT MISC.	GER	13			13	ALL	MATERIEL DIVERS
	PANAM	4			4	PANAM	
<b>COMMODITY TOTAL</b>		<b>17</b>			<b>17</b>		<b>TOTAL DE MARCHANDISE</b>
PERSONAL, HSEHOLD GOODS	GER	8			8	ALL	ART. PERS. ET MENAGERS
	PANAM	9			9	PANAM	
<b>COMMODITY TOTAL</b>		<b>17</b>			<b>17</b>		<b>TOTAL DE MARCHANDISE</b>
CONTAINERS, CLOSURES	GER	3			3	ALL	CONTENEURS, FERMETURES
MISC. END PRODUCTS NES	GER	27			27	ALL	PRODUITS FINIS DIV. NOA
	GREEK	4			4	GRECQ	
	PANAM	14			14	PANAM	
	OTHER	3			3	AUTRE	
<b>COMMODITY TOTAL</b>		<b>48</b>			<b>48</b>		<b>TOTAL DE MARCHANDISE</b>
GENERAL CARGO	GER	3			3	ALL	MARCHANDISES DIVERSES
CONTAINERIZED FREIGHT	GER	196	118		314	ALL	FRET CONTENEURISE
<b>COUNTRY/REGION TOTAL</b>		<b>79 666*</b>	<b>118*</b>	<b>*</b>	<b>79 784*</b>		<b>TOTAL DE PAYS/REGION</b>
<b>HONDURAS</b>							
FISH, CANNED	LIBER	197			197	LIBER	POISSON EN BOITES
MILK POWDER	U K	103			103	R U	LAIT EN POUJORE
	LIBER	81			81	LIBER	
	OTHER	328			328	AUTRE	
<b>COMMODITY TOTAL</b>		<b>512</b>			<b>512</b>		<b>TOTAL DE MARCHANDISE</b>
DAIRY PROD. EGGS, HONEY	OTHER	18			18	AUTRE	PROD. LAIT., OEUF, MIEL
WHEAT FLOUR	LIBER	7			7	LIBER	FARINE DE BLE
	OTHER	151			151	AUTRE	
<b>COMMODITY TOTAL</b>		<b>158</b>			<b>158</b>		<b>TOTAL DE MARCHANDISE</b>



TABLE 11. COMMODITIES LOADED FOR FOREIGN COUNTRIES BY COUNTRY OF DESTINATION, REGISTRY OF VESSEL AND CANADIAN REGION - 1977

TABLEAU 11. MARCHANDISES CHARGÉES A DESTINATION DE PAYS ÉTRANGERS SELON LE PAYS DE DESTINATION, L'IMMATRICULATION DU NAVIRE ET LA RÉGION DU CANADA - 1977

COUNTRY OF DESTINATION AND KIND OF CARGO		REGISTRY OF VESSEL	ATLANTIC ATLANTIQUE	GREAT LAKES GRANDS LACS	PACIFIC PACIFIQUE	TOTAL TOTAL	IMMATIC. DU NAVIRE	PAYS DE DESTINATION ET MARCHANDISE
<b>HONDURAS CONT.</b>								<b>HONDURAS SUITE</b>
CEREALS MILLED, NES		LIBER	7			7	LIBER	CEREALES MOULUES, NDA
		OTHER	7			7	AUTRE	
<b>COMMODITY TOTAL</b>			<b>14</b>			<b>14</b>		<b>TOTAL DE MARCHANDISE</b>
VEGETABLES, DRIED		OTHER	151			151	AUTRE	LEGUMES, SECS
VEGETABLE PREP. NES		OTHER	3			3	AUTRE	PREP. DE LEGUMES NDA
MISC. FOOD PREP. NES		LIBER	1			1	LIBER	DIV. PREP. ALIM. NDA
		OTHER	2			2	AUTRE	
<b>COMMODITY TOTAL</b>			<b>3</b>			<b>3</b>		<b>TOTAL DE MARCHANDISE</b>
MUSTARD SEED		OTHER	2			2	AUTRE	GRAINE DE MOUTARDE
ASBESTOS		GREEK	182			182	GREEQ	AMIANTE
		LIBER	182			182	LIBER	
		OTHER	492			492	AUTRE	
<b>COMMODITY TOTAL</b>			<b>856</b>		<b>501</b>	<b>1 357</b>		<b>TOTAL DE MARCHANDISE</b>
SALT		OTHER	33			33	AUTRE	SEL
NEWSPRINT PAPER		GREEK	29			29	GREEQ	PAPIER JOURNAL
		LIBER	135			135	LIBER	
		OTHER	904			904	AUTRE	
<b>COMMODITY TOTAL</b>			<b>1 068</b>		<b>134</b>	<b>1 202</b>		<b>TOTAL DE MARCHANDISE</b>
PAPER NES		OTHER	35			35	AUTRE	PAPIER NDA
PAPERBOARD		DENMK	2 281			2 281	DANMK	CARTON
		GREEK	1 349			1 349	GREEQ	
		PANAM	230			230	PANAM	
		CAN	4 316			4 316	CAN	
<b>COMMODITY TOTAL</b>			<b>8 176</b>			<b>8 176</b>		<b>TOTAL DE MARCHANDISE</b>
TEXTILE FAB. MTL NES		OTHER	2			2	AUTRE	OUVR. EN MAT. TEXT. NDA
INORGANIC CHEMS. NES		NORV	52			52	NORV	PROD. CHIM. ENORG. NDA
		LIBER	23			23	LIBER	
		OTHER	58			58	AUTRE	
<b>COMMODITY TOTAL</b>			<b>133</b>			<b>133</b>		<b>TOTAL DE MARCHANDISE</b>
EXPLOS., FUSES, CAPS		DENMK	55			55	DANMK	EXPLOS., AMORCES, DET.
		OTHER	102			102	AUTRE	
<b>COMMODITY TOTAL</b>			<b>157</b>			<b>157</b>		<b>TOTAL DE MARCHANDISE</b>
DYES, STUFF, PIGMENT, PAINT		OTHER	4			4	AUTRE	MAT. COLOR. PIG. PEINTURE
LUBRICATING OIL, GREASE		LIBER	10			10	LIBER	HUILE, GRAISSE LUBRIF.
		OTHER	10			10	AUTRE	
<b>COMMODITY TOTAL</b>			<b>20</b>			<b>20</b>		<b>TOTAL DE MARCHANDISE</b>
PLATE & SHEET STEEL		GREEK		293		293	GREEQ	TOLES, FEUILLES D'ACIER
ALUMINUM		OTHER	4			4	AUTRE	ALUMINIUM
COPPER AND ALLOYS		LIBER	2			2	LIBER	CUivre ET ALLIAGES
		OTHER	3			3	AUTRE	
<b>COMMODITY TOTAL</b>			<b>5</b>			<b>5</b>		<b>TOTAL DE MARCHANDISE</b>
ZINC AND ALLOYS		OTHER			7	7	AUTRE	ZINC ET ALLIAGES
METAL FAB. BASIC PROD.		LIBER	5			5	LIBER	OUVR. DE BASE EN METAL
		OTHER	9			9	AUTRE	
<b>COMMODITY TOTAL</b>			<b>14</b>			<b>14</b>		<b>TOTAL DE MARCHANDISE</b>
BRICKS, TILES NES		GREEK	118			118	GREEQ	BRICKES, TUILES NDA
		LIBER	27			27	LIBER	
		OTHER	216			216	AUTRE	
<b>COMMODITY TOTAL</b>			<b>361</b>			<b>361</b>		<b>TOTAL DE MARCHANDISE</b>
GLASS BASIC PRODUCTS		OTHER	1			1	AUTRE	OUVR. DE BASE EN VERRE
NON-MET. MIN. BASIC PROD		OTHER	3			3	AUTRE	PRD. MIN. NON-MET. BASE
MACHINERY NES		LIBER	3			3	LIBER	MACHINES NDA
		OTHER	77			77	AUTRE	
<b>COMMODITY TOTAL</b>			<b>80</b>			<b>80</b>		<b>TOTAL DE MARCHANDISE</b>
MOTOR VEHICLE ENGINES		LIBER	4			4	LIBER	MOTEURS DE VEH. AUTOM.
EQUIPMENT MISC.		LIBER	4			4	LIBER	MATERIEL DIVERS
		OTHER	8			8	AUTRE	
<b>COMMODITY TOTAL</b>			<b>12</b>		<b>42</b>	<b>54</b>		<b>TOTAL DE MARCHANDISE</b>
PERSONAL, HOUSEHOLD GOODS		OTHER	24			24	AUTRE	ART. PERS. ET MENAGERS
FIREARMS, AMMUNITION		OTHER	7			7	AUTRE	ARMES A FEU, MUNITIONS
GENERAL CARGO		OTHER	2			2	AUTRE	MARCHANDISES DIVERSES
<b>COUNTRY/REGION TOTAL</b>			<b>12 059*</b>	<b>293*</b>	<b>684*</b>	<b>13 036*</b>		<b>TOTAL DE PAYS/REGION</b>
<b>MEXICO</b>								<b>MEXIQUE</b>
MILK POWDER		U K	1 875			1 875	R U	LAIT EN POUVRE
		LIBER	1 223			1 223	LIBER	
		OTHER	1 775			1 775	AUTRE	
<b>COMMODITY TOTAL</b>			<b>4 873</b>			<b>4 873</b>		<b>TOTAL DE MARCHANDISE</b>
WHEAT		GREEK	43 604			43 604	GREEQ	BLE
VEGETABLES, DRIED		LIBER	753			753	LIBER	LEGUMES, SECS
CONC. COMPLETE FEEDS		LIBER	365			365	LIBER	CONC., PROV. COMPLETEES
		OTHER	136			136	AUTRE	
<b>COMMODITY TOTAL</b>			<b>501</b>			<b>501</b>		<b>TOTAL DE MARCHANDISE</b>
DIST. ALCOHOLIC BEV.		OTHER	3			3	AUTRE	BOISS. ALCOOL. DIST.
COAL, BITUMINOUS		U K			26 393	26 393	R U	CHARBON BITUMINEUX
		GREEK			75 665	75 665	GREEQ	
		LIBER			26 393	26 393	LIBER	
<b>COMMODITY TOTAL</b>				<b>128 451</b>	<b>128 451</b>			<b>TOTAL DE MARCHANDISE</b>
ASBESTOS		LIBER	12			12	LIBER	AMIANTE
		OTHER	5			5	AUTRE	
<b>COMMODITY TOTAL</b>			<b>17</b>			<b>17</b>		<b>TOTAL DE MARCHANDISE</b>
WASTE AND SCRAP NES		OTHER	18			18	AUTRE	DECHETS ET REBUTS NDA
LUMBER AND TIMBER		OTHER	10			10	AUTRE	BOIS OEUVRE ET CHARP.
PULP		GREEK	420			420	GREEQ	PATE

TABLE 1B. COMMODITIES LOADED FOR FOREIGN COUNTRIES BY COUNTRY OF DESTINATION, REGISTRY OF VESSEL AND CANADIAN REGION - 1977

TABLEAU 1B. MARCHANDISES CHARGÉES A DESTINATION DE PAYS ÉTRANGERS SELON LE PAYS DE DESTINATION, L'IMMATRICULATION DU NAVIRE ET LA RÉGION DU CANADA - 1977  
METRIC TONNES - TONNES MÉTRIQUE

COUNTRY OF DESTINATION AND KIND OF CARGO	REGISTRY OF VESSEL	ATLANTIC ATLANTIQUE	GREAT LAKES GRANOS LACS	PACIFIC PACIFIQUE	TOTAL TOTAL	IMMATRIC. DU NAVIRE	PAYS DE DESTINATION ET MARCHANDISE
<b>MEXICO CCNT.</b>							<b>MEXIQUE SUITE</b>
	LIBER	2 764			2 784	LIBER	
	OTHER	5 689			5 689	AUTRE	
<b>COMMODITY TOTAL</b>		<b>8 893</b>			<b>8 893</b>		<b>TOTAL DE MARCHANDISE</b>
NEWSPRINT PAPER	U K	5 776			5 776	R U	PAPIER JOURNAL
	DENMK	2 683			2 683	DANMK	
	GER	12 690			12 690	ALL	
	GREEK	37 204			37 204	GRECQ	
	NORW	40 653			40 653	NORV	
	SWEON	12 871			12 871	SUEDE	
	LIBER	5 982			5 982	LIBER	
	JAPAN	6 060			6 060	JAPON	
	OTHER	30 813			30 813	AUTRE	
<b>COMMODITY TOTAL</b>		<b>154 732</b>			<b>154 732</b>		<b>TOTAL DE MARCHANDISE</b>
PAPER NES	OTHER	10			10	AUTRE	PAPIER NOA
TEXTILE FAB. MTL NES	LIBER	1			1	LIBER	CUVR. EN MAT. TEXT. NDA
METALLIC SALTS	OTHER	8			8	AUTRE	SELS METALLIQUES
INORGANIC CHEMS. NES	LIBER	54			54	LIBER	PROD. CHIM. INDRG. NDA
	OTHER	78			78	AUTRE	
<b>COMMODITY TOTAL</b>		<b>132</b>			<b>132</b>		<b>TOTAL DE MARCHANDISE</b>
ORGANIC CHEMICALS NES	LIBER	12			12	LIBER	PROD. CHIM. ORGAN. NDA
	OTHER	6			6	AUTRE	
<b>COMMODITY TOTAL</b>		<b>18</b>			<b>18</b>		<b>TOTAL DE MARCHANDISE</b>
RAILS & TRACK MATERIAL	PANAM	4 717			4 717	PANAM	RAILS, MAT. VOIE FERREE
NICKEL AND ALLOYS	LIBER	1			1	LIBER	NICKEL ET ALLIAGES
METAL FAB. BASIC PRDD.	OTHER	1			1	AUTRE	OUVR. DE BASE EN METAL
MACHINERY NES	LIBER	2			2	LIBER	MACHINES NDA
	OTHER	1			1	AUTRE	
<b>COMMODITY TOTAL</b>		<b>3</b>			<b>3</b>		<b>TOTAL DE MARCHANDISE</b>
MOTOR VEHICLE ENGINES	LIBER	5			5	LIBER	MOTEURS DE VEH. AUTOM.
	OTHER	39			39	AUTRE	
<b>COMMODITY TOTAL</b>		<b>44</b>			<b>44</b>		<b>TOTAL DE MARCHANDISE</b>
EQUIPMENT MISC.	LIBER	8			8	LIBER	MATERIEL DIVERS
	OTHER	140			140	AUTRE	
<b>COMMODITY TOTAL</b>		<b>148</b>			<b>148</b>		<b>TOTAL DE MARCHANDISE</b>
PERSONAL, HOUSEHOLD GOODS	LIBER	1			1	LIBER	ART. PERS. ET MENAGERES
	U S A			2	2	E-U	
	OTHER	7			7	AUTRE	
<b>COMMODITY TOTAL</b>		<b>8</b>		2	<b>10</b>		<b>TOTAL DE MARCHANDISE</b>
CONTAINERS, CLOSURES	OTHER	1			1	AUTRE	CONTENEURS, PERMETUPES
MISC. END PRODUCTS NES	LIBER	4			4	LIBER	PRODUITS FINIS DIV. NOA
	OTHER	4			4	AUTRE	
<b>COMMODITY TOTAL</b>		<b>8</b>			<b>8</b>		<b>TOTAL DE MARCHANDISE</b>
GENERAL CARGO	LIBER	8			8	LIBER	MARCHANDISES DIVERSES
	OTHER	544			544	AUTRE	
<b>COMMODITY TOTAL</b>		<b>552</b>			<b>552</b>		<b>TOTAL DE MARCHANDISE</b>
CONTAINERIZED FREIGHT	U S A			1	1	E-U	FRET CONTENEURISE
<b>COUNTRY/REGION TOTAL</b>		<b>219 056*</b>	<b>*</b>	<b>128 454*</b>	<b>347 510*</b>		<b>TOTAL DE PAYS/REGION</b>
<b>NETH. ANTILLES</b>							<b>ANTILLES NEERL</b>
FISH, CANNED	U S A			8	8	E-U	POISSON EN BOITES
NEWSPRINT PAPER	NORW	198			198	NORV	PAPIER JOURNAL
	LIBER	239			239	LIBER	
	OTHER	124			124	AUTRE	
<b>COMMODITY TOTAL</b>		<b>561</b>			<b>561</b>		<b>TOTAL DE MARCHANDISE</b>
PAPERBOARD	U S A			5	5	E-U	CARTON
BLDG. PAPER AND BOARD	U S A			17	17	E-U	PLAQ. CONSTR., PAP./CART.
CONTAINERIZED FREIGHT	U S A			45	45	E-U	FRET CONTENEURISE
<b>COUNTRY/REGION TOTAL</b>		<b>561*</b>	<b>*</b>	<b>75*</b>	<b>636*</b>		<b>TOTAL DE PAYS/REGION</b>
<b>NICARAGUA</b>							<b>NICARAGUA</b>
FISH, CANNED	U S A			1	1	E-U	POISSON EN BOITES
	OTHER			1	1	AUTRE	
<b>COMMODITY TOTAL</b>				<b>2</b>	<b>2</b>		<b>TOTAL DE MARCHANDISE</b>
MILK POWDER	OTHER			701	701	AUTRE	LAIT EN POUORE
MALT AND MALT FLOUR	U K			454	454	R U	MALT ET FARINE DE MALT
	U S A			1 616	1 616	E-U	
	OTHER			1 381	1 381	AUTRE	
<b>COMMODITY TOTAL</b>				<b>3 451</b>	<b>3 451</b>		<b>TOTAL DE MARCHANDISE</b>
ASBESTOS	U S A			200	200	E-U	AMIANTE
	OTHER			200	200	AUTRE	
<b>COMMODITY TOTAL</b>				<b>400</b>	<b>400</b>		<b>TOTAL DE MARCHANDISE</b>
LUMBER AND TIMBER	OTHER			9	9	AUTRE	BOIS D'OEUVRE ET CHARP.
NEWSPRINT PAPER	GER	1 339			1 339	ALL	PAPIER JOURNAL
	NORW	1 786			1 786	NORV	
	OTHER	1 047			1 047	AUTRE	
<b>COMMODITY TOTAL</b>		<b>4 172</b>			<b>4 172</b>		<b>TOTAL DE MARCHANDISE</b>
PAPERBOARD	PANAM	583			583	PANAM	CARTON
	U S A			23	23	E-U	
<b>COMMODITY TOTAL</b>		<b>583</b>			<b>606</b>		<b>TOTAL DE MARCHANDISE</b>
EXPLDS., FUSES, CAPS	OTHER	54			54	AUTRE	EXPLOS., AMDRCS, DET.
POTASH	GREEK			3 150	3 150	GRECQ	POTASSE
STRUCTURAL SHAPES	U S A			6	6	E-U	PROFILES DE CONSTRUCT.

TABLE 16. COMMODITIES LOADED FOR FOREIGN COUNTRIES BY COUNTRY OF DESTINATION, REGISTRY OF VESSEL AND CANADIAN REGION - 1977

TABLEAU 16. MARCHANDISES CHARGES A DESTINATION DE PAYS ETRANGERS SELON LE PAYS DE DESTINATION, L'IMMATRICULATION DU NAVIRE ET LA REGION DU CANADA - 1977

METRIC TONNES - TONNES METRIQUE

COUNTRY OF DESTINATION AND KIND OF CARGO	REGISTRY OF VESSEL	ATLANTIC ATLANTIQUE	GREAT LAKES GRANDS LACS	PACIFIC PACIFIQUE	TOTAL TOTAL	IMMATRIC. DU NAVIRE	PAYS DE DESTINATION ET MARCHANDISE
<b>NICARAGUA CONT.</b>							<b>NICARAGUA SUITE</b>
ALUMINIUM	OTHER			137	137	AUTRE	ALUMINIUM
ZINC AND ALLOYS	U S A			100	100	E-U	ZINC ET ALLIAGES
TRACTORS	OTHER			18	18	AUTRE	TRACTEURS
MACHINERY NES	U S A			9	9	E-U	MACHINES NDA
	OTHER			5	5	AUTRE	
<b>COMMODITY TOTAL</b>				<b>14</b>	<b>14</b>		<b>TOTAL DE MARCHANDISE</b>
PASS. AUTOS AND CHASSIS	U K			16	16	R U	VOITURES PART., CHASSIS
EQUIPMENT MISC.	U S A			2	2	E-U	MATERIEL DIVERS
	OTHER			109	109	AUTRE	
<b>COMMODITY TOTAL</b>				<b>111</b>	<b>111</b>		<b>TOTAL DE MARCHANDISE</b>
PERSONAL, HSEHOLD GOODS	U S A			1	1	E-U	ART. PERS. ET MENAGERS
<b>COUNTRY/REGION TOTAL</b>		<b>4 809*</b>	<b>*</b>	<b>8 139*</b>	<b>12 948*</b>		<b>TOTAL DE PAYS/REGION</b>
<b>PANAMA</b>							<b>PANAMA</b>
MEAT, FRESH OR FROZEN	OTHER			18	18	AUTRE	VIANDE, FRAICHE / CONG.
FISH, CANNED	U K			3	3	R U	POISSON EN BOITES
	U S A			3	3	E-U	
<b>COMMODITY TOTAL</b>				<b>6</b>	<b>6</b>		<b>TOTAL DE MARCHANDISE</b>
MILK POWDER	OTHER	166			166	AUTRE	LAIT EN POUORE
DAIRY PROD. EGGS, HONEY	OTHER	47			47	AUTRE	PROD. LAIT., OEUFS, MIEL
WHEAT FLOUR	OTHER	1			1	AUTRE	FARINE DE BLE
APPLES	OTHER			55	55	AUTRE	POMMES
FRESH FRUITS, BERRIES	NORV			21	21	NORV	FRUITS, BAIES FRAIS
DRIED FRUITS	OTHER			4	4	AUTRE	FRUITS SECS
POTATOES	OTHER	55			55	AUTRE	POMMES DE TERRE
VEGETABLE PREP. NES	OTHER	2			2	AUTRE	PREP. DE LEGUMES NDA
MISC. FOOD PREP. NES	OTHER	6			6	AUTRE	DIV. PREP. ALIM. NDA
DIST. ALCOHOLIC BEV.	GREEK	17			17	GRECQ	BOISS. ALCOOL. DIST.
CRUDE WOOD PTL. NES	GREEK			780	780	GRECQ	MATIERES BOIS BRUT NDA
ASBESTOS	OTHER	636			636	AUTRE	AMIANTE
CRUDE NON-MET. MIN. NES	OTHER	5			5	AUTRE	MIN. NON-MET. BRUTS NDA
NEWSPRINT PAPER	GREEK	910			910	GRECQ	PAPIER JOURNAL
	NORV	2 195			2 195	NORV	
	OTHER	1 549			1 549	AUTRE	
<b>COMMODITY TOTAL</b>		<b>4 654</b>			<b>4 654</b>		<b>TOTAL DE MARCHANDISE</b>
PAPER NES	GREEK			1 856	1 856	GRECQ	PAPIER NDA
	OTHER			55	55	AUTRE	
<b>COMMODITY TOTAL</b>				<b>1 856</b>	<b>1 911</b>		<b>TOTAL DE MARCHANDISE</b>
PAPERBOARD	U K			834	834	R U	CARTON
	DENMK	2 996			2 996	DANMK	
	PANAM	836			836	PANAM	
	OTHER	2 093			2 093	AUTRE	
<b>COMMODITY TOTAL</b>		<b>6 759</b>			<b>6 759</b>		<b>TOTAL DE MARCHANDISE</b>
BLDG. PAPER AND BOARD	OTHER	7			7	AUTRE	PLAQ. CONSTR., PAP/CART.
CORDAGE, TWINE, ROPE	U S A			1	1	E-U	CORDAGE, FICELLE, CORDE
	OTHER			2	2	AUTRE	
<b>COMMODITY TOTAL</b>				<b>3</b>	<b>3</b>		<b>TOTAL DE MARCHANDISE</b>
TEXTILE FAB. MTL NES	U S A			3	3	E-U	OUVR. EN MAT. TEXT. NDA
	OTHER			3	3	AUTRE	
<b>COMMODITY TOTAL</b>		<b>5</b>		<b>3</b>	<b>8</b>		<b>TOTAL DE MARCHANDISE</b>
INORGANIC CHEMS. NES	OTHER	2			2	AUTRE	PROD. CHIM. INORG. NDA
ORGANIC CHEMICALS NES	OTHER	2			2	AUTRE	PROD. CHIM. ORGAN. NDA
EXPLOS., FUSES, CAPS	OTHER	24			24	AUTRE	EXPLOS., AMORCES, DET.
DYESTUFF, PIGMENT, PAINT	OTHER	6			6	AUTRE	MAT. COLOR. PIG. PEINTURE
CHEM. SPECIALTIES NES	GREEK		15		15	GRECQ	PROD. CHIM. SPECIAUX NDA
	OTHER			6	6	AUTRE	
<b>COMMODITY TOTAL</b>			<b>15</b>		<b>21</b>		<b>TOTAL DE MARCHANDISE</b>
CASTINGS, FORGINGS	OTHER	75			79	AUTRE	MOUL. PIECES FORGEES
PIPES, TUBES; IRON, STEEL	OTHER	6			6	AUTRE	TUYAUX, TUBES; FER, ACIER
ALUMINIUM	OTHER	105			105	AUTRE	ALUMINIUM
COPPER AND ALLOYS	OTHER	4			4	AUTRE	CUIVRE ET ALLIAGES
NICKEL AND ALLOYS	OTHER	5			5	AUTRE	NICKEL ET ALLIAGES
ZINC AND ALLOYS	U S A			25	25	E-U	ZINC ET ALLIAGES
METAL FAB. BASIC PROD.	OTHER	6			6	AUTRE	OUVR. DE BASE EN METAL
LIME	GREEK	50			50	GRECQ	CHAUX
NON-MET. MIN. BASIC PROD	OTHER	1			1	AUTRE	PROD. MIN. NON-MET. BASE
MISC. FABRICATED PROD.	OTHER	149			149	AUTRE	OUVRAGES DIVERS
MACHINERY NES	OTHER	20			20	AUTRE	MACHINES NDA
MOTOR VEHICLE ENGINES	OTHER	30			30	AUTRE	MOTEURS DE VEH. AUTOM.
SHIPS, AIRCRAFT, MIS. VEH	U K			823	823	R U	NAVRES, AVIONS, VEH. DIV
	U S A			1	1	E-U	
<b>COMMODITY TOTAL</b>				<b>824</b>	<b>824</b>		<b>TOTAL DE MARCHANDISE</b>
EQUIPMENT MISC.	OTHER	1			1	AUTRE	MATERIEL DIVERS
PERSONAL, HSEHOLD GOODS	OTHER	1			2	AUTRE	ART. PERS. ET MENAGERS
FIREARMS, AMMUNITION	OTHER	3			3	AUTRE	ARMES A FEU, MUNITIONS
MISC. END PRODUCTS NES	GREEK			14	14	GRECQ	PRODUITS FINIS DIV. NDA
	U S A			1	1	E-U	
	OTHER			37	37	AUTRE	
<b>COMMODITY TOTAL</b>		<b>37</b>		<b>15</b>	<b>52</b>		<b>TOTAL DE MARCHANDISE</b>
GENERAL CARGO	OTHER	35			35	AUTRE	MARCHANDISES DIVERSES
CONTAINERIZED FREIGHT	U S A			39	39	E-U	FRET CONTENEURESE
	OTHER			44	44	AUTRE	
<b>COMMODITY TOTAL</b>		<b>44</b>		<b>39</b>	<b>83</b>		<b>TOTAL DE MARCHANDISE</b>
<b>COUNTRY/REGION TOTAL</b>		<b>13 035*</b>	<b>15*</b>	<b>3 646*</b>	<b>16 696*</b>		<b>TOTAL DE PAYS/REGION</b>



TABLE 1B. COMMODITIES LOADED FOR FOREIGN COUNTRIES BY COUNTRY OF DESTINATION, REGISTRY OF VESSEL AND CANADIAN REGION - 1977

TABLEAU 1B. MARCHANDISES CHARGÉES À DESTINATION DE PAYS ÉTRANGERS SELON LE PAYS DE DESTINATION, L'IMMATRICULATION DU NAVIRE ET LA RÉGION DU CANADA - 1977

		METRIC TONNES - TONNES MÉTRIQUE						
COUNTRY OF DESTINATION AND KIND OF CARGO	REGISTRY OF VESSEL	ATLANTIC ATLANTIQUE	GREAT LAKES GRANDS LACS	PACIFIC PACIFIQUE	TOTAL TOTAL	IMMATIC. DU NAVIRE	PAYS DE DESTINATION ET MARCHANDISE	
<b>PUERTO RICO</b>							<b>PORTO-RICO</b>	
FISH, SALTED OR CURED	PANAM	236			236	PANAM	POISSON, SALE OU FUME	
	CAN	363			363	CAN		
<b>COMMODITY TOTAL</b>		<b>599</b>			<b>599</b>		<b>TOTAL DE MARCHANDISE</b>	
POTATOES	DENMK	7 259			7 259	DANMK	POMMES DE TERRE	
	PANAM	136			136	PANAM		
<b>COMMODITY TOTAL</b>		<b>7 395</b>			<b>7 395</b>		<b>TOTAL DE MARCHANDISE</b>	
VEGETABLES, FRESH	DENMK	1 040			1 040	DANMK	LEGUMES, FRAIS	
SUGAR PREPARATIONS	GREEK	10			10	GREQC	PREP. A BASE DE SUCRE	
CONC. COMPLETE FEEDS	GREEK		35		35	GREQC	CONC., PROV. COMPLETE S	
CRUDE WOOD MTL. NES	PANAM	83			83	PANAM	MATIERES BOIS BRUT NDA	
ASBESTOS	GREEK	41			41	GREQC	AMIANTE	
LUMBER AND TIMBER	DENMK			14 815	14 815	DANMK	BOIS D'OEUVRE ET CHARP.	
	GER			2 894	2 894	ALL		
	GREEK			11 041	11 041	GREQC		
	LIBER			19 260	19 260	LIBER		
	JAPAN			11 621	11 621	JAPON		
	OTHER			8 349	8 349	AUTRE		
<b>COMMODITY TOTAL</b>				<b>67 980</b>	<b>67 980</b>		<b>TOTAL DE MARCHANDISE</b>	
VENEER, PLYWOOD	DENMK			16	16	DANMK	PLACAGES, CONTRE-PLAQ.	
	GREEK			6	6	GREQC		
	LIBER			17	17	LIBER		
	OTHER			15	15	AUTRE		
<b>COMMODITY TOTAL</b>				<b>54</b>	<b>54</b>		<b>TOTAL DE MARCHANDISE</b>	
NEWSPRINT PAPER	DENMK	6 149			6 149	DANMK	PAPIER JOURNAL	
	GER	2 521			2 521	ALL		
	GREEK	1 484			1 484	GREQC		
	NORW	15 423			15 423	NDRV		
	LIBER	1 271			1 271	LIBER		
	PANAM	513			513	PANAM		
	CAN	1 959			1 959	CAN		
	OTHER	2 105			2 105	AUTRE		
<b>COMMODITY TOTAL</b>		<b>31 425</b>			<b>31 425</b>		<b>TOTAL DE MARCHANDISE</b>	
PAPER NES	GREEK		2		2	GREQC	PAPIER NDA	
BLDG. PAPER AND BOARD	DENMK			37	37	DANMK	PLAQ. CONSTR., PAP/CART.	
CHEM. SPECIALTIES NES	GREEK		3		3	GREQC	PROD. CHIM. SPECIAUX NDA	
BARNS AND RODS, STEEL	GREEK	7			7	GREQC	BARRES ET TIGES ACIER	
PLATE & SHEET STEEL	GER		681		681	ALL	TOLES, FEUILLES D'ACIER	
	GREEK		3 952		3 952	GREQC		
<b>COMMODITY TOTAL</b>			<b>4 633</b>		<b>4 633</b>		<b>TOTAL DE MARCHANDISE</b>	
METAL FAB. BASIC PROD.	GREEK	8			8	GREQC	OUVR. DE BASE EN METAL	
MACHINERY NES	GREEK		5		5	GREQC	MACHINES NDA	
PASS. AUTOS AND CHASSIS	GER	3			3	ALL	VOITURES PART., CHASSIS	
TRUCKS AND CHASSIS	GREEK		32		32	GREQC	CAMIONS ET CHASSIS	
MOTOR VEHICLE ENGINES	GREEK	9			9	GREQC	MOTEURS DE VEH. AUTOM.	
EQUIPMENT MISC.	GER		2		2	ALL	MATERIEL DIVERS	
	GREEK	23			23	GREQC		
<b>COMMODITY TOTAL</b>		<b>23</b>	<b>9</b>		<b>32</b>		<b>TOTAL DE MARCHANDISE</b>	
PERSONAL, HSEHOLD GOODS	GER	3			3	ALL	ART. PERS. ET MENAGERS	
CONTAINERS, CLOSURES	GER		6		6	ALL	CONTENEURS, FERMETURES	
	GREEK		22		22	GREQC		
<b>COMMODITY TOTAL</b>			<b>28</b>		<b>28</b>		<b>TOTAL DE MARCHANDISE</b>	
GENERAL CARGO	GREEK	3 792			3 792	GREQC	MARCHANDISES DIVERSES	
CONTAINERIZED FREIGHT	GER	62	1 487		1 549	ALL	FRET CONTENEURESE	
<b>COUNTRY/REGION TOTAL</b>		<b>44 500*</b>	<b>6 243*</b>	<b>68 071*</b>	<b>118 814*</b>		<b>TOTAL DE PAYS/REGION</b>	
<b>GREENLAND</b>							<b>GREENLAND</b>	
NON-ALCOHOLIC BEVERAGE	CAN	21			21	CAN	BOISSONS NON-ALCOOLIQ.	
LUMBER AND TIMBER	CAN	41			41	CAN	BOIS D'OEUVRE ET CHARP.	
BLDG. PAPER AND BOARD	CAN	21			21	CAN	PLAQ. CONSTR., PAP/CART.	
ORGANIC CHEMICALS NES	DENMK	4			4	DANMK	PROD. CHIM. ORGAN. NDA	
EXPLOS., FUSES, CAPS	CAN	64			64	CAN	EXPLOS., AMORCES, DET.	
DYESTUFF, PIGMENT, PAINT	DENMK	1			1	DANMK	MAT. COLOR. PIG. PEINTURE	
LUBRICATING OIL, GREASE	DENMK	2			2	DANMK	HUILE, GRAISSE LUBRIF.	
PETROL, COAL PROD. NES	CAN	200			200	CAN	DERIVE PETR. CHARB. NDA	
WIPE	DENMK	324			324	DANMK	FIL METALLIQUE	
METAL FAB. BASIC PROD.	CAN	117			117	CAN	OUVR. DE BASE EN METAL	
MACHINERY NES	CAN	951			951	CAN	MACHINES NDA	
EQUIPMENT MISC.	DENMK	2			2	DANMK	MATERIEL DIVERS	
GENERAL CARGO	CAN	286			286	CAN	MARCHANDISES DIVERSES	
<b>COUNTRY/REGION TOTAL</b>		<b>2 034*</b>	<b>*</b>	<b>*</b>	<b>2 034*</b>		<b>TOTAL DE PAYS/REGION</b>	
<b>ST-PIERRE-MIQ.</b>							<b>ST-PIERRE-MIQ.</b>	
LIVE ANIMALS, NES	OTHER	62			62	AUTRE	ANIMAUX VIVANTS, NDA	
MEAT AND MEAT PREP. NES	DENMK	3			3	DANMK	VIANDES ET PREP. NDA	
FISH, FRESH OR FROZEN	OTHER	3			3	AUTRE	POISSON, FRAIS OU CONC.	
LOBSTER	OTHER	5			5	AUTRE	HOMARD	
BUTTER	CAN	1			1	CAN	BEURRE	
DAIRY PROD. EGGS, HONEY	DENMK	4			4	DANMK	PROD. LAIT., DEUFS, MIEL	
	CAN	3			3	CAN		
	OTHER	38			38	AUTRE		
<b>COMMODITY TOTAL</b>		<b>45</b>			<b>45</b>		<b>TOTAL DE MARCHANDISE</b>	
WHEAT FLOUR	OTHER	8			8	AUTRE	FARINE DE BLE	

TABLE 18. COMMODITIES LOADED FOR FOREIGN COUNTRIES BY COUNTRY OF DESTINATION, REGISTRY OF VESSEL AND CANADIAN REGION - 1977

TABLEAU 18. MARCHANDISES CHARGÉES A DESTINATION DE PAYS ÉTRANGERS SELON LE PAYS DE DESTINATION, L'IMMATRICULATION DU NAVIRE ET LA RÉGION DU CANADA - 1977

COUNTRY OF DESTINATION AND KIND OF CARGO	REGISTRY OF VESSEL	METRIC TONNES - TONNES METRIQUE				TOTAL	IMMATIC. DU NAVIRE	PAYS DE DESTINATION ET MARCHANDISE
		ATLANTIC ATLANTIQUE	GREAT LAKES GRANDS LACS	PACIFIC PACIFIQUE	TOTAL			
<b>ST. PIERRE-MIQ. CONT.</b>							<b>ST-PIERRE-MIQ. SUITE</b>	
BAKERY PROD. INC. FROZEN	DENMK	11			11	DANMK	PRD. BOUL., PRD. CONG.	
FRESH FRUITS, BERRIES	CAN	1			1	CAN	FRUITS, BAIES FRAIS	
	OTHER	1			1	AUTRE		
<b>COMMODITY TOTAL</b>		<b>2</b>			<b>2</b>		<b>TOTAL DE MARCHANDISE</b>	
POTATOES	OTHER	4			4	AUTRE	POMMES DE TERRE	
VEGETABLES, FRESH	CAN	4			4	CAN	LEGUMES, FRAIS	
	OTHER	7			7	AUTRE		
<b>COMMODITY TOTAL</b>		<b>11</b>			<b>11</b>		<b>TOTAL DE MARCHANDISE</b>	
VEGETABLES, FROZEN	OTHER	2			2	AUTRE	LEGUMES, CONGÉLÉS	
SUGAR PREPARATIONS	DENMK	3			3	DANMK	PRÉP. A BASE DE SUCRE	
	OTHER	2			2	AUTRE		
<b>COMMODITY TOTAL</b>		<b>5</b>			<b>5</b>		<b>TOTAL DE MARCHANDISE</b>	
MISC. FOOD PREP. NES	CAN	38			38	CAN	DIV. PRÉP. ALIM. NDA	
	OTHER	328			328	AUTRE		
<b>COMMODITY TOTAL</b>		<b>366</b>			<b>366</b>		<b>TOTAL DE MARCHANDISE</b>	
NON-ALCOHOLIC BEVERAGE	CAN	89			89	CAN	BOISSONS NON-ALCOOLIQ.	
	OTHER	43			43	AUTRE		
<b>COMMODITY TOTAL</b>		<b>132</b>			<b>132</b>		<b>TOTAL DE MARCHANDISE</b>	
DIST. ALCOHOLIC BEV.	DENMK	10			10	DANMK	BOISS. ALCOOL. DIST.	
TOBACCO NES	DENMK	3			3	DANMK	TARACS NDA	
SALT	CAN	136			136	CAN	SEL	
	OTHER	877			877	AUTRE		
<b>COMMODITY TOTAL</b>		<b>1 013</b>			<b>1 013</b>		<b>TOTAL DE MARCHANDISE</b>	
SHINGLES AND SHAKES	CAN	1			1	CAN	BARDEAUX, BARO. FACADE	
	OTHER	16			16	AUTRE		
<b>COMMODITY TOTAL</b>		<b>17</b>			<b>17</b>		<b>TOTAL DE MARCHANDISE</b>	
WOOD FAB. MATERIALS	OTHER	9			9	AUTRE	DEMI-PRODUITS EN BOIS	
BLDG. PAPER AND BOARD	OTHER	19			19	AUTRE	PLAQ. CONSTR., PAP/CART.	
TEXTILE FAB. MTL NES	OTHER	1			1	AUTRE	OUVR. EN MAT. TEXT. NDA	
EXPLOS., FUSES, CAPS	OTHER	1			1	AUTRE	EXPLOS., AMORCES, DET.	
PLASTIC MATERIALS	OTHER	1			1	AUTRE	MATIÈRES PLASTIQUES	
DYE STUFF, PIGMENT, PAINT	OTHER	1			1	AUTRE	MAT. COLOR. PIG. PEINTURE	
GASOLINE	CAN	4 770			4 770	CAN	ESSENCE	
	OTHER	489			489	AUTRE		
<b>COMMODITY TOTAL</b>		<b>5 259</b>			<b>5 259</b>		<b>TOTAL DE MARCHANDISE</b>	
FUEL OIL	CAN	25 353			25 353	CAN	MAZOUT	
	OTHER	15 198			15 198	AUTRE		
<b>COMMODITY TOTAL</b>		<b>40 551</b>			<b>40 551</b>		<b>TOTAL DE MARCHANDISE</b>	
LUBRICATING OIL, GREASE	CAN	1			1	CAN	HUILE, GRAISSE LUBRIF.	
	OTHER	3			3	AUTRE		
<b>COMMODITY TOTAL</b>		<b>4</b>			<b>4</b>		<b>TOTAL DE MARCHANDISE</b>	
ASPHALTS, ROAD CILS	OTHER	1			1	AUTRE	ASPHALTE, BITUME LIQD.	
PLATE & SHEET STEEL	CAN	14			14	CAN	TÔLES, FEUILLES CACIER	
STRUCTURAL SHAPES	CAN	2			2	CAN	PROFILES DE CONSTRUCT.	
METAL FAB. BASIC PROD.	OTHER	357			357	AUTRE	OUVR. DE BASE EN METAL	
BUILDING BRICK, CLAY	OTHER	2			2	AUTRE	BRICK A BATIR ARGILE	
CEMENT	OTHER	181			181	AUTRE	CIMENT	
NON-MET. MIN. BASIC PROD	CAN	19			19	CAN	PRD. MIN. NON-MET. BASE	
MACHINERY NES	CAN	4			4	CAN	MACHINES NDA	
	OTHER	4			4	AUTRE		
<b>COMMODITY TOTAL</b>		<b>8</b>			<b>8</b>		<b>TOTAL DE MARCHANDISE</b>	
PASS. AUTOS AND CHASSIS	CAN	108			108	CAN	VOITURES PART., CHASSIS	
	OTHER	3			3	AUTRE		
<b>COMMODITY TOTAL</b>		<b>111</b>			<b>111</b>		<b>TOTAL DE MARCHANDISE</b>	
MOTOR VEHICLE ENGINES	OTHER	26			26	AUTRE	MOTEURS DE VEH. AUTOM.	
SHIPS, AIRCRAFT, MIS. VEH	CAN	2			2	CAN	NAVIGES, AVIONS, VEH. DIV	
RUBBER TIRES AND TUBES	DENMK	10			10	DANMK	PNEUS, CHAMBRES A AIR	
EQUIPMENT MISC.	DENMK	2			2	DANMK	MATERIEL DIVERS	
	OTHER	20			20	AUTRE		
<b>COMMODITY TOTAL</b>		<b>22</b>			<b>22</b>		<b>TOTAL DE MARCHANDISE</b>	
PERSONAL, HOUSEHOLD GOODS	DENMK	2			2	DANMK	ART. PERS. ET MENAGERS	
	OTHER	22			22	AUTRE		
<b>COMMODITY TOTAL</b>		<b>24</b>			<b>24</b>		<b>TOTAL DE MARCHANDISE</b>	
CONTAINERS, CLOSURES	CAN	33			33	CAN	CONTENEURS, FERMETURES	
	OTHER	11			11	AUTRE		
<b>COMMODITY TOTAL</b>		<b>44</b>			<b>44</b>		<b>TOTAL DE MARCHANDISE</b>	
MISC. END PRODUCTS NES	DENMK	1			1	DANMK	PRODUITS FINIS DIV. NDA	
	OTHER	20			20	AUTRE		
<b>COMMODITY TOTAL</b>		<b>21</b>			<b>21</b>		<b>TOTAL DE MARCHANDISE</b>	
GENERAL CARGO	DENMK	34			34	DANMK	MARCHANDISES DIVERSES	
	CAN	120			120	CAN		
	OTHER	6 620			6 620	AUTRE		
<b>COMMODITY TOTAL</b>		<b>6 774</b>			<b>6 774</b>		<b>TOTAL DE MARCHANDISE</b>	
<b>COUNTRY/REGION TOTAL</b>		<b>55 167*</b>	<b>*</b>	<b>*</b>	<b>55 167*</b>		<b>TOTAL DE PAYS/RÉGION</b>	
<b>U S HAWAII</b>							<b>E-U HAWAII</b>	
CONC. COMPLETE FEEDS	U S A			6 102	6 102	E-U	CONC., PROV. COMPLETES	
LUMBER AND TIMBER	LIBER			6 302	6 302	LIBER	BOIS ŒUVRE ET CHARP.	
	OTHER			2 053	2 053	AUTRE		
<b>COMMODITY TOTAL</b>				<b>8 355</b>	<b>8 355</b>		<b>TOTAL DE MARCHANDISE</b>	
NEWSPRINT PAPER	NORW			4 278	4 278	NORV	PAPIER JOURNAL	
	OTHER			16 619	16 619	AUTRE		
<b>COMMODITY TOTAL</b>				<b>20 897</b>	<b>20 897</b>		<b>TOTAL DE MARCHANDISE</b>	
POTASH	U S A			1 270	1 270	E-U	POTASSE	

TABLE 18. COMMODITIES LOADED FOR FOREIGN COUNTRIES BY COUNTRY OF DESTINATION, REGISTRY OF VESSEL AND CANADIAN REGION - 1977

TABLEAU 18. MARCHANDISES CHARGÉES A DESTINATION DE PAYS ÉTRANGERS SELON LE PAYS DE DESTINATION, L'IMMATICULATION

DU NAVIRE ET LA RÉGION DU CANADA - 1977

METRIC TONNES - TONNES MÉTRIQUE

COUNTRY OF DESTINATION AND KIND OF CARGO	REGISTRY OF VESSEL	ATLANTIC ATLANTIQUE	GREAT LAKES GRANDS LACS	PACIFIC PACIFIQUE	TOTAL TOTAL	IMMATIC. DU NAVIRE	PAYS DE DESTINATION ET MARCHANDISE
U S HAWAII CONT. FERTILIZERS NES	U S A			12 239	12 239	E-U	E-U HAWAII SUITE ENGRAIS CHIMIQUE NDA
COUNTRY/REGION TOTAL		*	*	48 863*	48 863*		TOTAL DE PAYS/REGION
U S ALASKA							E-U ALASKA
FISH, FRESH OR FROZEN	U S A			45	45	E-U	POISSON, FRAIS OU CONG.
OATS	U S A			58	58	E-U	AVOINE
MALT AND MALT FLOUR	U S A			227	227	E-U	MALT ET FARINE DE MALT
WHEAT FLOUR	U S A			146	146	E-U	FARINE DE BLE
HULLS, SCREENINGS, CHAFF	U S A			191	191	E-U	ÉCROUPES, CRIBLURES, BAL
SOYA, OIL MEAL, CAKE	U S A			54	54	E-U	FARINE TOURTEUR, GR. SOYA
FEEDS OF ANIMAL ORIGIN	U S A			82	82	E-U	PROV. D'ORIGINE ANIMALE
CONC., COMPLETE FEEDS	U S A			2 118	2 118	E-U	CONC., PROV. COMPLETES
WINES	CAN			28	28	CAN	VINS
DIST. ALCOHOLIC BEV. LOGS	CAN			212	212	CAN	BDS. ALCOOL. DIST.
BOLTS, ROUND TIMBER	CAN			42 077	42 077	CAN	BILLES
PULPWOOD	CAN			27	27	CAN	BILLOTS, BOIS ROND
ORES AND CONC., NES	LIBER			75 343	75 343	CAN	BOIS A PATE
SAND AND GRAVEL	CAN			145	145	LIBER	MINÉRAIS ET CONC. NDA
SULPHUR IN ORES	U S A			6 278	6 278	CAN	SABLE ET GRAVIERS
LUMBER AND TIMBER	LIBER			517	517	E-U	SOUFRE EN MINÉRAI
	U S A			177	177	LIBER	BOIS D'OEUVRE ET CHARP.
COMMODITY TOTAL				2 243	2 243	E-U	TOTAL DE MARCHANDISE
VENEER, PLYWOOD	LIBER			2 420	2 420		PLACAGES, CONTRE-PLAQ.
WOOD FAB. MATERIALS	CAN			1 908	1 908	LIBER	CEMI-PRODUITS EN BOIS
NEWSPRINT PAPER	LIBER			4	4	CAN	PAPIER JOURNAL
PAPERBOARD	LIBER			5 742	5 742	LIBER	PAPIER JOURNAL
BLOG. PAPER AND BOARD	LIBER			1 560	1 560	LIBER	CARTON
INORGANIC CHEMS., NES	U S A			1 725	1 725	LIBER	PLAQ. CONSTR., PAP. CART.
EXPLOS., FUSES, CAPS	LIBER			16 076	16 076	E-U	PROD. CHIM. INORG. NDA
	CAN			56	56	LIBER	EXPLOS., AMORCES, (MIL.
	U S A			37	37	CAN	
COMMODITY TOTAL				2 660	2 660	E-U	TOTAL DE MARCHANDISE
FERTILIZERS NES	U S A			2 753	2 753		ENGRAIS CHIMIQUE NDA
GASOLINE	CAN			54	54	E-U	ESSENCE
FUEL OIL	CAN			20 318	20 318	CAN	MAZOUT
PETROL, COAL PRCD., NES	U S A			108 732	108 732	CAN	DÉRIVE PETR. CHARB. NDA
BARNS AND RODS, STEEL	CAN			2	2	CAN	BARRES ET TIGES ACIER
PLATE & SHEET STEEL	CAN			7	7	CAN	TOLLES, FEUILLES D'ACIER
STRUCTURAL SHAPES	CAN			23	23	CAN	PROFILES DE CONSTRUCT.
RAILS & TRACK MATERIAL	CAN			1 593	1 593	CAN	RAILS, MAT. VOIE FÉPREE
PIPES, TUBES, IRON, STEEL	U S A			690	690	E-U	TUYAUX, TUBES FER, ACIER
WIRE	CAN			232	232	CAN	FIL MÉTALLIQUE
ASBESTOS BASIC PROD.	CAN			15	15	CAN	OUVR. DE BASE AMIANTE
CEMENT	CAN			6 089	6 089	CAN	CEMENT
COMMODITY TOTAL				38 187	38 187	E-U	TOTAL DE MARCHANDISE
LIME	CAN			4 242	4 242	CAN	CHAUX
NON-MET. MIN. BASIC PRCD	LIBER			1 600	1 600	LIBER	PROD. MIN. NON-MET. BASE
COMMODITY TOTAL				563	563	E-U	TOTAL DE MARCHANDISE
TRACTORS	LIBER			2 163	2 163		TRACTEURS
	CAN			36	36	LIBER	
	U S A			128	128	CAN	
COMMODITY TOTAL				542	542	E-U	TOTAL DE MARCHANDISE
MACHINERY NES	CAN			706	706		MACHINES NDA
	U S A			487	487	CAN	
COMMODITY TOTAL				1 546	1 546	E-U	TOTAL DE MARCHANDISE
RAILWAY ROLLING STOCK	CAN			2 033	2 033		MAT. ROUL. DE CH. DE FER
PASS. AUTOS AND CHASSIS	CAN			3	3	CAN	VOITURES PART., CHASSIS
TRUCKS AND CHASSIS	CAN			10	10	CAN	CAMIONS ET CHASSIS
MOTOR VEHICLE ENGINES	CAN			777	777	CAN	MOTEURS DE VEH. AUTOM.
ROAD MOTOR VEH. NES	LIBER			10	10	CAN	VEH. AUTOM. ROUTIERS NDA
	CAN			14	14	LIBER	
	U S A			462	462	CAN	
COMMODITY TOTAL				208	208	E-U	TOTAL DE MARCHANDISE
SHIPS, AIRCRAFT, MIS. VEH	CAN			684	684		NAVIRES, AVIONS, VEH. DIV
	U S A			29	29	CAN	
COMMODITY TOTAL				89	89	E-U	TOTAL DE MARCHANDISE
EQUIPMENT MISC.	LIBER			118	118		MATÉRIEL DIVERS
	CAN			34	34	LIBER	
	U S A			53	53	CAN	
COMMODITY TOTAL				1 986	1 986	E-U	TOTAL DE MARCHANDISE
PERSONAL, HSEHOLD GOODS	U S A			2 073	2 073		ART. PERS. ET MENAGERS
CONTAINERS, CLOSURES	CAN			18	18	E-U	CONTENEURS, FERMETURES
MISC. END PRODUCTS NES	CAN			170	170	CAN	PRODUITS FINIS DIV. NDA
	U S A			68	68	CAN	
	U S A			54	54	E-U	TOTAL DE MARCHANDISE
GENERAL CARGO	CAN			122	122		MARCHANDISES DIVERSES
	U S A			2	2	CAN	
COMMODITY TOTAL				348	348	E-U	TOTAL DE MARCHANDISE
CONTAINERIZED FREIGHT	CAN			350	350		FRET CONTENEURESE
				74 988	74 988	CAN	
COUNTRY/REGION TOTAL		*	*	427 078*	427 078*		TOTAL DE PAYS/REGION



TABLE 16. COMMODITIES LOADED FOR FOREIGN COUNTRIES BY COUNTRY OF DESTINATION, REGISTRY OF VESSEL AND CANADIAN REGION - 1977

TABLEAU 16. MARCHANDISES CHARGÉES A DESTINATION DE PAYS ÉTRANGERS SELON LE PAYS DE DESTINATION, L'IMMATRICULATION DU NAVIRE ET LA RÉGION DU CANADA - 1977

METRIC TONNES - TONNES METRIQUE

COUNTRY OF DESTINATION AND KIND OF CARGO	REGISTRY OF VESSEL	ATLANTIC ATLANTIQUE	GREAT LAKES GRANDS LACS	PACIFIC PACIFIQUE	TOTAL TOTAL	IMMATIC. DU NAVIRE	PAYS DE DESTINATION ET MARCHANDISE
<b>U S PACIFIC</b>							<b>E-U PACIFIQUE</b>
MISC. FOOD PREP. NES LOGS	U S A			3	3	E-U	DIV. PREP. ALIM. NDA
	JAPAN			2 536	2 536	JAPON	BILLES
	CAN			190 706	190 706	CAN	
	U S A			9 695	9 695	E-U	
<b>COMMODITY TOTAL</b>				<b>202 937</b>	<b>202 937</b>		<b>TOTAL DE MARCHANDISE</b>
PULPMOOD	CAN			624 126	624 126	CAN	BOIS A PATE
IRON ORE AND CONC	OTHER			33 794	33 794	AUTRE	MINERAI, CONC. DE FER
ZINC ORE AND CONC.	CAN			2 359	2 359	CAN	MINERAI, CONC. DE ZINC
IRON AND STEEL SCRAP	CAN			12 429	12 429	CAN	DECHETS DE FER, DACIER
COAL, BITUMINOUS	CAN			12 702	12 702	CAN	CHARBON BITUMINEUX
ASBESTOS	CAN			384	384	CAN	AMIANTE
	U S A			1 093	1 093	E-U	
<b>COMMODITY TOTAL</b>				<b>1 477</b>	<b>1 477</b>		<b>TOTAL DE MARCHANDISE</b>
SAND AND GRAVEL	CAN			5 361	5 361	CAN	SABLE ET GRAVIERS
LIMESTONE	CAN			725 845	725 845	CAN	PIERRE CALCAIRE
	OTHER			173 425	173 425	AUTRE	
<b>COMMODITY TOTAL</b>				<b>899 270</b>	<b>899 270</b>		<b>TOTAL DE MARCHANDISE</b>
GYPSSUM	LIBER	45 769			45 769	LIBER	GYPSE
	CAN			5 444	5 444	CAN	
<b>COMMODITY TOTAL</b>		<b>45 769</b>		<b>5 444</b>	<b>51 213</b>		<b>TOTAL DE MARCHANDISE</b>
SULPHUR IN ORES	GREEK			2 400	2 400	GREGQ	SOUFRE EN MINERAI
	CAN			6 905	6 905	CAN	
	U S A			3 148	3 148	E-U	
<b>COMMODITY TOTAL</b>				<b>12 453</b>	<b>12 453</b>		<b>TOTAL DE MARCHANDISE</b>
HOGGED FUEL, WOOD WASTE AND SCRAP NES LUMBER AND TIMBER	CAN			177 403	177 403	CAN	BOIS DE CHAUFFAGE
	CAN			31 151	31 151	CAN	DECHETS ET REBUTS NDA
	GREEK			13 685	13 685	GREGQ	BOIS D'OEUVRE ET CHARP.
	NORW			83 551	83 551	NORV	
	LIBER			8 803	8 803	LIBER	
	CAN			439 790	439 790	CAN	
	U S A			479 633	479 633	E-U	
	OTHER			9 942	9 942	AUTRE	
<b>COMMODITY TOTAL</b>				<b>1 035 404</b>	<b>1 035 404</b>		<b>TOTAL DE MARCHANDISE</b>
VENEER, PLYWOOD PULP	CAN			4 135	4 135	CAN	PLACAGES, CONTRE-PLAQ. PATE
	GREEK			1 100	1 100	GREGQ	
	NORW			14 222	14 222	NORV	
	CAN			13 098	13 098	CAN	
	U S A			45 936	45 936	E-U	
<b>COMMODITY TOTAL</b>				<b>74 356</b>	<b>74 356</b>		<b>TOTAL DE MARCHANDISE</b>
NEWSPRINT PAPER	NORW			206 758	206 758	NORV	PAPIER JOURNAL
	CAN			176 746	176 746	CAN	
	U S A			151 566	151 566	E-U	
	OTHER			72 401	72 401	AUTRE	
<b>COMMODITY TOTAL</b>				<b>607 471</b>	<b>607 471</b>		<b>TOTAL DE MARCHANDISE</b>
ANIMAL OILS, EXC. MARINE	PANAM			1 593	1 593	PANAM	HUIL. ANIM. SAUF AN. MAR.
	CAN			73	73	CAN	
	OTHER			300	300	AUTRE	
<b>COMMODITY TOTAL</b>				<b>1 966</b>	<b>1 966</b>		<b>TOTAL DE MARCHANDISE</b>
OILS, FATS, WAXES NES INORGANIC CHEMS. NES	CAN			4 42	4 42	CAN	HUIL. MAT. GRAS. CIRE NDA
	U K			4 120	4 120	R U	PROD. CHIM. INDRG. NDA
	CAN			2 058	2 058	CAN	
<b>COMMODITY TOTAL</b>				<b>6 178</b>	<b>6 178</b>		<b>TOTAL DE MARCHANDISE</b>
ORGANIC CHEMICALS NES	JAPAN			6 500	6 500	JAPON	PROD. CHIM. ORGAN. NDA
	CAN			6 111	6 111	CAN	
<b>COMMODITY TOTAL</b>				<b>12 611</b>	<b>12 611</b>		<b>TOTAL DE MARCHANDISE</b>
POTASH	CAN			612	612	CAN	POTASSE
	U S A			8 972	8 972	E-U	
<b>COMMODITY TOTAL</b>				<b>9 584</b>	<b>9 584</b>		<b>TOTAL DE MARCHANDISE</b>
GASOLINE	CAN			3 478	3 478	CAN	ESSENCE
	U S A			4 953	4 953	E-U	
<b>COMMODITY TOTAL</b>				<b>8 431</b>	<b>8 431</b>		<b>TOTAL DE MARCHANDISE</b>
LUBRICATING OIL, GREASE	U S A			72	72	E-U	HUIL. GRASSE LUBRIF.
PETROL. COAL PROD. NES	CAN			5 307	5 307	CAN	DERIVE PETR. CHARB. NDA
FERRO-ALLOYS	OTHER	7 000			7 000	AUTRE	FERRO-ALLIAGES
PIG IRON	PANAM	5 080			5 080	PANAM	FER EN GUEUSE
CEMENT	CAN			114 714	114 714	CAN	CIMENT
	U S A			15 001	15 001	E-U	
<b>COMMODITY TOTAL</b>				<b>129 715</b>	<b>129 715</b>		<b>TOTAL DE MARCHANDISE</b>
MACHINERY NES	CAN			161	161	CAN	MACHINES NDA
	U S A			91	91	E-U	
<b>COMMODITY TOTAL</b>				<b>252</b>	<b>252</b>		<b>TOTAL DE MARCHANDISE</b>
PASS. AUTOS AND CHASSIS TRUCKS AND CHASSIS	OTHER			2	2	AUTRE	VOITURES PART., CHASSIS
	CAN			11	11	CAN	CAMIONS ET CHASSIS
	U S A			7	7	E-U	
<b>COMMODITY TOTAL</b>				<b>18</b>	<b>18</b>		<b>TOTAL DE MARCHANDISE</b>
EQUIPMENT MISC. CONTAINERS, CLOSURES CONTAINERIZED FREIGHT	CAN			7	7	CAN	MATERIEL DIVERS
	U S A			1	1	E-U	CONTENEURS, FERMETURES
	GER	660			660	ALL	FRET CONTENEURESE
	LIBER	637			637	LIBER	
	JAPAN			310	310	JAPON	
	U S A			10	10	E-U	
	OTHER	704			704	AUTRE	
<b>COMMODITY TOTAL</b>		<b>2 001</b>		<b>320</b>	<b>2 321</b>		<b>TOTAL DE MARCHANDISE</b>
<b>COUNTRY/REGION TOTAL</b>		<b>59 850*</b>		<b>* 3 916 781*</b>	<b>3 976 631*</b>		<b>TOTAL DE PAYS/REGION</b>

TABLE 1B. COMMODITIES LOADED FOR FOREIGN COUNTRIES BY COUNTRY OF DESTINATION, REGISTRY OF VESSEL AND CANADIAN REGION - 1977

TABLEAU 1B. MARCHANDISES CHARGÉES À DESTINATION DE PAYS ÉTRANGERS SELON LE PAYS DE DESTINATION, L'IMMATRICULATION DU NAVIRE ET LA RÉGION DU CANADA - 1977

METRIC TONNES - TONNES MÉTRIQUE

COUNTRY OF DESTINATION AND KIND OF CARGO	REGISTRY OF VESSEL	ATLANTIC ATLANTIQUE	GREAT LAKES GRANDS LACS	PACIFIC PACIFIQUE	TOTAL TOTAL	IMMATRIC. DU NAVIRE	PAYS DE DESTINATION ET MARCHANDISE
<b>U S GR. LAKES</b>							<b>E-U GR. LACS</b>
BAPLEY	CAN		62 855		62 855	CAN	ORGE
OATS	CAN		8 248		8 248	CAN	AVOINE
RYE	U S A		3 048		3 048	E-U	SEIGLE
WHEAT	CAN		22 862		22 862	CAN	BLE
MALT AND MALT FLOUR	CAN		68		68	CAN	MALT ET FAPINE DE MALT
FLAXSEED	CAN		3 490		3 490	CAN	GRAINE DE LIN
ALUMINA,BAUXITE ORES	CAN	21 470			21 470	CAN	MINÉRAIS ALUMINE,BAUX.
IRON ORE AND CONC	GREEK	43 564			43 564	GREGQ	MINÉRAI,CONC.DE FER
	CAN	15 529 772	1 469 326		16 999 098	CAN	
	U S A	1 040 519	1 829 446		2 869 965	E-U	
<b>COMMODITY TOTAL</b>		<b>16 613 855</b>	<b>3 298 772</b>		<b>19 912 627</b>		<b>TOTAL DE MARCHANDISE</b>
MANGANESE ORE	CAN	77 593			77 593	CAN	MINÉRAI DE MANGANESE
IRON AND STEEL SCRAP	CAN		6 633		6 633	CAN	DECHETS DE FER, DACIER
	U S A		7 394		7 394	E-U	
<b>COMMODITY TOTAL</b>			<b>14 027</b>		<b>14 027</b>		<b>TOTAL DE MARCHANDISE</b>
DOLOMITE	CAN		874 670		874 670	CAN	DOLOMITE
STONE,CRUDE NES	CAN		40 370		40 370	CAN	PIERRE BRUTE NOA
FLUORSPAR	LIBER		5 910		5 910	LIBER	SPATH FLUOF
	CAN	5 080			5 080	CAN	
<b>COMMODITY TOTAL</b>		<b>5 080</b>	<b>5 910</b>		<b>10 990</b>		<b>TOTAL DE MARCHANDISE</b>
SALT	CAN		1 056 928		1 056 928	CAN	SEL
	U S A		219 665		219 665	E-U	
<b>COMMODITY TOTAL</b>			<b>1 276 593</b>		<b>1 276 593</b>		<b>TOTAL DE MARCHANDISE</b>
LUMBER AND TIMBER	CAN		4 549		4 549	CAN	BOIS D'OEUVRE ET CHARP.
VENEER,PLYWOOD	CAN		2 925		2 925	CAN	PLACAGES,CONTRE-PLAQ.
PULP	CAN		203 124		203 124	CAN	PATE
NEWSPRINT PAPER	CAN	71 760	165 975		237 735	CAN	PAPIER JOURNAL
BLDG.PAPER AND BOARD	CAN		67		67	CAN	PLAQ.CONSTR.,PAP/CART.
METALLIC SALTS	CAN		544		544	CAN	SELS METALLIQUES
INORGANIC CHEMS. NES	CAN		3 792		3 792	CAN	PROD.CHIM.INORG.NOA
ORGANIC CHEMICALS NES	U S A		99 386		99 386	E-U	PROD.CHIM.ORGAN.NOA
	OTHER	4 999			4 999	AUTRE	
<b>COMMODITY TOTAL</b>		<b>4 999</b>	<b>99 386</b>		<b>104 385</b>		<b>TOTAL DE MARCHANDISE</b>
POTASH	CAN		64 947		64 947	CAN	POTASSE
CHEM.SPECIALTIES NES	U S A		4 645		4 645	E-U	PROD.CHIM.SPECIALTIES NES
GASOLINE	CAN	9 985	20 279		30 264	CAN	ESSENCE
FUEL OIL	CAN	232 254	29 951		262 215	CAN	MAZOUT
	U S A	1 001 592	395 211		1 396 803	E-U	
<b>COMMODITY TOTAL</b>		<b>1 233 846</b>	<b>925 172</b>		<b>2 159 018</b>		<b>TOTAL DE MARCHANDISE</b>
COKE	CAN	21 992			21 992	CAN	COKE
FERRO-ALLOYS	CAN	18 056			18 056	CAN	FERRO-ALLIAGES
PIG IRON	CAN	80 596	16 910		97 506	CAN	FER EN GUEUSE
PRIMARY IRON,STEEL NES	CAN		210		210	CAN	FER,ACIER PRIMAIR.NOA
CASTINGS,FORGINGS	CAN		8 027		8 027	CAN	MOUL.PIECES FORGES
	U S A		7 420		7 420	E-U	
<b>COMMODITY TOTAL</b>			<b>15 447</b>		<b>15 447</b>		<b>TOTAL DE MARCHANDISE</b>
BARS AND RODS,STEEL	CAN	11 035			11 035	CAN	BARRES ET TIGES ACIER
PLATE & SHEET STEEL	U K	514			514	R U	TOLES,FEUILLES DACIER
	GREEK	113			113	GREGQ	
	LIBER	207			207	LIBER	
	CAN	34 400	16 229		50 629	CAN	
<b>COMMODITY TOTAL</b>		<b>35 234</b>	<b>16 229</b>		<b>51 463</b>		<b>TOTAL DE MARCHANDISE</b>
STRUCTURAL SHAPES	U K	96			96	R U	PROFILES DE CONSTRUCT.
	CAN	7 885	22 055		29 940	CAN	
<b>COMMODITY TOTAL</b>		<b>7 981</b>	<b>22 055</b>		<b>30 036</b>		<b>TOTAL DE MARCHANDISE</b>
ALUMINUM	CAN	33 000			33 000	CAN	ALUMINIUM
CEMENT	CAN		646 747		646 747	CAN	CIMENT
	U S A		150 652		150 652	E-U	
<b>COMMODITY TOTAL</b>			<b>797 399</b>		<b>797 399</b>		<b>TOTAL DE MARCHANDISE</b>
MACHINERY NES	CAN		38		38	CAN	MACHINES NOA
SHIPS,AIRCRAFT,MIS.VEH	LIBER	10			10	LIBER	NAVIRES,AVIONS,VEH.DIV
	CAN		36		36	CAN	
<b>COMMODITY TOTAL</b>		<b>10</b>	<b>36</b>		<b>46</b>		<b>TOTAL DE MARCHANDISE</b>
EQUIPMENT MISC.	CAN		312		312	CAN	MATERIEL DIVERS
CONTAINERS,CLOSURES	CAN	12			12	CAN	CONTENEURS,FERMETURES
GENERAL CARGO	CAN		104 324		104 324	CAN	MARCHANDISES DIVERSES
CONTAINERIZED FREIGHT	U K	9			9	R U	FRET CONTENEURESE
	LIBER	25 850			25 850	LIBER	
	OTHER	20 242			20 242	AUTRE	
<b>COMMODITY TOTAL</b>		<b>46 101</b>			<b>46 101</b>		<b>TOTAL DE MARCHANDISE</b>
<b>COUNTRY/REGION TOTAL</b>		<b>18 292 605*</b>	<b>8 083 665*</b>		<b>* 26 376 270*</b>		<b>TOTAL DE PAYS/REGION</b>
<b>U S ATL.&amp; GULF</b>							<b>E-U ATL.&amp; GOLFE</b>
FISH,FRESH OR FROZEN	NETH	1 066			1 066	P.BAS	POTISSON,FRAIS OU CONC.
	PANAM	2 209			2 209	PANAM	
	CAN	8 628			8 628	CAN	
	U S A	218			218	E-U	
	OTHER	1 735			1 735	AUTRE	
<b>COMMODITY TOTAL</b>		<b>13 856</b>			<b>13 856</b>		<b>TOTAL DE MARCHANDISE</b>
WHEAT	NORW	7 257			7 257	NORW	BLE
CRUDE ANIMAL PROD.NES	CAN	695			695	CAN	PR.BRUTS ORIG.ANIM.NOA
	U S A	2			2	E-U	
<b>COMMODITY TOTAL</b>		<b>697</b>			<b>697</b>		<b>TOTAL DE MARCHANDISE</b>
CRUDE WOOD MTL.S. NES	CAN	2			2	CAN	MATIERES BOIS BRUT NOA

TABLE 18. COMMODITIES LOADED FOR FOREIGN COUNTRIES BY COUNTRY OF DESTINATION, REGISTRY OF VESSEL AND CANADIAN REGION - 1977

TABLEAU 18. MARCHANDISES CHARGÉES A DESTINATION DE PAYS ÉTRANGERS SELON LE PAYS DE DESTINATION, L'IMMATRICULATION DU NAVIRE ET LA RÉGION DU CANADA - 1977

COUNTRY OF DESTINATION AND KIND OF CARGO	REGISTRY OF VESSEL	METRIC TONNES - TONNES METRIQUE				TOTAL TOTAL	IMMATRIC. DU NAVIRE	PAYS DE DESTINATION ET MARCHANDISE
		ATLANTIC ATLANTIQUE	GREAT LAKES GRANDS LACS	PACIFIC PACIFIQUE	TOTAL			
U S ATL.& GULF CONT. IRON ORE AND CONC	U K	347 612				347 612	R U	E-U ATL.&GOLFE SUITE MINÉRAI, CONC. DE FER
	GER	199 021				199 021	ALL	
	GREEK	166 248				166 248	GRECQ	
	ITALY	198 815				198 815	ITAL	
	NORW	260 017				260 017	NORV	
	LIBER	4 280 126				4 280 126	LIBER	
	JAPAN	112 311				112 311	JAPON	
COMMODITY TOTAL ZINC ORE AND CONC.	CAN	41 730				41 730	CAN	TOTAL DE MARCHANDISE MINÉRAI, CONC. DE ZINC
	OTHER	836 804				836 804	AUTRE	
		<b>6 442 684</b>				<b>6 442 684</b>		
	NORW	8 129				8 129	NORV	
	LIBER	5 729				5 729	LIBER	
	PANAM	11 945				11 945	PANAM	
	CAN	8 205				8 205	CAN	
COMMODITY TOTAL ORES AND CONCENTRATES		<b>34 008</b>				<b>34 008</b>		TOTAL DE MARCHANDISE MINÉRAIS ET CONC. NDA
	GREEK	5 797				5 797	GRECQ	
	LIBER	9 979				9 979	LIBER	
	CAN	1 542				1 542	CAN	
	OTHER	10 886				10 886	AUTRE	
COMMODITY TOTAL SLAG, DRILLS, BY-PRODUCTS		<b>28 204</b>				<b>28 204</b>		TOTAL DE MARCHANDISE POUS. GUEUL. SCOR. PROD.
	GREEK	10 160				10 160	GRECQ	
	LIBER	38 559				38 559	LIBER	
	PANAM	6 898				6 898	PANAM	
	CAN	81 487				81 487	CAN	
COMMODITY TOTAL CRUDE PETROLEUM	OTHER	5 080				5 080	AUTRE	TOTAL DE MARCHANDISE PÉTROLE BRUT
		<b>142 184</b>				<b>142 184</b>		
	DENMK	83 192				83 192	DANMK	
	LIBER	384 409				384 409	LIBER	
	OTHER	129 672				129 672	AUTRE	
COMMODITY TOTAL ASBESTOS		<b>597 273</b>				<b>597 273</b>		TOTAL DE MARCHANDISE AMIANTE
	DENMK	8 564				8 564	DANMK	
	GREEK	909				909	GRECQ	
	OTHER	2 994				2 994	AUTRE	
COMMODITY TOTAL BABY TINS, NATURAL		<b>12 467</b>				<b>12 467</b>		TOTAL DE MARCHANDISE BABY TINE NATURELLE
	U K	13 253				13 253	R U	
	GREEK	21 433				21 433	GRECQ	
	NORW	3 500				3 500	NORV	
	PANAM	19 958				19 958	PANAM	
COMMODITY TOTAL GYPSUM	OTHER	12 513				12 513	AUTRE	TOTAL DE MARCHANDISE GYPSE
		<b>70 657</b>				<b>70 657</b>		
	U K	1 892 023				1 892 023	R U	
	GER	55 834				55 834	ALL	
	ITALY	17 354				17 354	ITAL	
COMMODITY TOTAL SALT SULPHUR IN ORES CRUDE NON-MET. MIN. NES WASTE AND SCRAP NES LUMBER AND TIMBER	NORW	84 555				84 555	NORV	TOTAL DE MARCHANDISE SEL SOUFRE EN MINÉRAI MIN. NON-MET. BRUTS NDA DECHETS ET REBUTS NDA BOIS D'ŒUVRE ET CHARP.
	LIBER	2 370 679				2 370 679	LIBER	
	CAN	291 265				291 265	CAN	
	OTHER	161 529				161 529	AUTRE	
		<b>4 873 239</b>				<b>4 873 239</b>		
	U S A	906				906	E-U	
	GREEK			3 318		3 318	GRECQ	
COMMODITY TOTAL PULP	NORW	37 464				37 464	NORV	TOTAL DE MARCHANDISE PÂTE
	CAN	686				686	CAN	
	U K			21 235		21 235	R U	
	DENMK			354 348		354 348	DANMK	
	GER			204 216		204 216	ALL	
	GREEK			186 046		186 046	GRECQ	
	NETH			16 435		16 435	P. BAS	
	NORW			202 754		202 754	NORV	
	SWEDN			6 982		6 982	SUEDE	
	LIBER			144 436		144 436	LIBER	
	OTHER			206 472		206 472	AUTRE	
				<b>1 342 924</b>		<b>1 342 924</b>		
COMMODITY TOTAL NEWSPRINT PAPER		<b>71 458</b>				<b>71 458</b>		TOTAL DE MARCHANDISE PAPIER JOURNAL
	NORW	6 940				6 940	NORV	
	OTHER	78 398				78 398	AUTRE	
COMMODITY TOTAL PAPERBOARD	U K	3 865				3 865	R U	TOTAL DE MARCHANDISE CARTON
	GER	100 091				100 091	ALL	
	GREEK	9 387				9 387	GRECQ	
	NORW	250 055				250 055	NORV	
	PANAM	1 976				1 976	PANAM	
	CAN	192 677				192 677	CAN	
	OTHER	16 288				16 288	AUTRE	
COMMODITY TOTAL FISH, MARINE ANIMAL CIL SULPHURIC ACID GLYCOL ORGANIC CHEMICALS NES		<b>574 339</b>				<b>574 339</b>		TOTAL DE MARCHANDISE HUIL. DE POISSON, AN. MAR ACIDE SULFURIQUE GLYCOL PROD. CHIM. ORGAN. NDA
	DENMK	2 143				2 143	DANMK	
	GREEK	5 445				5 445	GRECQ	
	NORW	32				32	NORV	
	OTHER	1 199				1 199	AUTRE	
COMMODITY TOTAL CHEM. SPECIALTIES NES		<b>8 819</b>				<b>8 819</b>		TOTAL DE MARCHANDISE PROD. CHIM. SPÉCIAUX NDA
	PANAM	582				582	PANAM	
	U K	154 680				154 680	R U	
	GER	3 108				3 108	ALL	
	NORW	36 865		15 175		52 040	NORV	
COMMODITY TOTAL	LIBER	109 851				109 851	LIBER	TOTAL DE MARCHANDISE
	U S A	11 614	4 536			16 150	E-U	
		<b>158 330</b>	<b>4 536</b>	<b>15 175</b>		<b>178 041</b>		
OTHER	1 996				1 996	LIBER		



TABLE 18. COMMODITIES LOADED FOR FOREIGN COUNTRIES BY COUNTRY OF DESTINATION, REGISTRY OF VESSEL AND CANADIAN REGION - 1977

TABLEAU 18. MARCHANDISES CHARGÉES A DESTINATION DE PAYS ÉTRANGERS SELON LE PAYS DE DESTINATION, L'IMMATRICULATION DU NAVIRE ET LA RÉGION DU CANADA - 1977

METRIC TONNES - TONNES METRIQUE

COUNTRY OF DESTINATION AND KIND OF CARGO	REGISTRY OF VESSEL	ATLANTIC ATLANTIQUE	GREAT LAKES GRANDS LACS	PACIFIC PACIFIQUE	TOTAL TOTAL	IMMATIC. DU NAVIRE	PAYS DE DESTINATION ET MARCHANDISE
U S ATL.& GULF CONT. GASOLINE	CAN	143 595			143 595	CAN	E-U ATL.&GOLFE SUITE ESSENCE
	OTHER	51 684			51 684	AUTRE	
COMMODITY TOTAL		195 279			195 279		TOTAL DE MARCHANDISE
FUEL OIL	NORV			28 939	28 939	NORV	MAZOUT
	PANAM	32 190			32 190	PANAM	
	CAN	23 323			23 323	CAN	
	U S A	6 866			6 866	E-U	
	OTHER	197 313			197 313	AUTRE	
COMMODITY TOTAL		259 692		28 939	288 631		TOTAL DE MARCHANDISE
PETROL, COAL PRCD. NES	GREEK	4 066			4 066	GREQ	DERIVE PETR. CHARB. NDA
FERRO-ALLOYS	NORV	3 383			3 383	NORV	FERRO-ALLIAGES
PIG IRON	GREEK	10 186			10 186	GREQ	FER EN GUEUSE
	LIBER	10 465			10 465	LIBER	
	PANAM	20 994			20 994	PANAM	
	OTHER	19 305			19 305	AUTRE	
COMMODITY TOTAL		60 950			60 950		TOTAL DE MARCHANDISE
ALUMINUM	PANAM			3 990	3 990	PANAM	ALUMINIUM
	OTHER			4 534	4 534	AUTRE	
COMMODITY TOTAL				8 524	8 524		TOTAL DE MARCHANDISE
CEMENT	PANAM	23 587			23 587	PANAM	CIMENT
	U S A		73 928		73 928	E-U	
COMMODITY TOTAL		23 587	73 928		97 515		TOTAL DE MARCHANDISE
MISC. FABRICATED PRCD. MACHINERY NES	NORV	67			67	NORV	OUVRAGES DIVERS
	SWEDN	56			56	SUEDE	MACHINES NDA
	LIBER	4			4	LIBER	
COMMODITY TOTAL		60			60		TOTAL DE MARCHANDISE
PASS. AUTOS AND CHASSIS	PANAM	2			2	PANAM	VOITURES PART., CHASSIS
SHIPS, AIRCRAFT, MIS. VEH	U S A	1 391			1 391	E-U	NAVIRES, AVIONS, VEH. DIV
EQUIPMENT MISC.	OENMK	1 537			1 537	DANMK	MATERIEL DIVERS
CONTAINERIZED FREIGHT	GER	10 058			10 058	ALL	NET CONTENEURISE
	ITALY	18			18	ITAL	
	SWEDN	71			71	SUEDE	
	LIBER	6 732			6 732	LIBER	
	JAPAN	1 642			1 642	JAPON	
	OTHER	25 927		6 059	31 986	AUTRE	
COMMODITY TOTAL		44 448		6 059	50 507		TOTAL DE MARCHANDISE
COUNTRY/REGION TOTAL		13 836 298*	78 464*	1 404 939*	15 319 701*		TOTAL DE PAYS/REGION
GRAND TOTAL		73 061 432**	9 988 541**	36 720 076**	119 770 049**		TOTAL GLOBAL

TABLE 28. COMMODITIES UNLOADED FROM FOREIGN COUNTRIES BY COUNTRY OF ORIGIN, REGISTRY OF VESSEL AND CANADIAN REGION - 1977

TABLÉAU 28. MARCHANDISES DECHARGÉES EN PROVENANCE DE PAYS ÉTRANGERS SELON LE PAYS D'ORIGINE, L'IMMATRICULATION DU NAVIRE ET LA RÉGION DU CANADA - 1977

METRIC TONNES - TONNES MÉTRIQUE

COUNTRY OF ORIGIN AND KIND OF CARGO	REGISTRY OF VESSEL	ATLANTIC ATLANTIQUE	GREAT LAKES GRANDS LACS	PACIFIC PACIFIQUE	TOTAL TOTAL	IMMATIC. DU NAVIRE	PAYS D'ORIGINE ET MARCHANDISE
<b>UNITED KINGDOM</b>							
SHELL FISH, NES	DENMK	11			11	DANMK	ROYAUME-UNI
BAKERY PROD., INC. FROZEN	DENMK	48			48	DANMK	MOLLUSQUES CRUST., NDA
MACARONI, CEREAL PROD.	DENMK	37			37	DANMK	PROD. BOUL., PROD. CONG.
DRIED FRUITS	DENMK	14			14	DANMK	PÂTES ALIM. PROD. CEREAL
FRUIT, PRES., NOT CANNED	DENMK	20			20	DANMK	FRUITS SECS
FRUITS, PREP., CANNED	DENMK	18			18	DANMK	CONS., FRUITS NON BÔITE
VEGETABLE PREP., NES	DENMK	23			23	DANMK	FRUITS PREP. EN BÔITE
SUGAR, NES	DENMK	15			15	DANMK	PREP. DE LEGUMES NDA
SUGAR PREPARATIONS	U K	15			15	R U	SUCRE, NDA
	DENMK	209			209	DANMK	PREP. A BASE DE SUCRE
	GER	5			5	ALL	
<b>COMMODITY TOTAL</b>		<b>229</b>			<b>229</b>		<b>TOTAL DE MARCHANDISE</b>
COCOA AND CHOCOLATE	SWEDN	54			54	SUEDE	CACAO ET CHOCCLAT
TEA	DENMK	2			2	DANMK	THE
	NORW	2			2	NORV	
<b>COMMODITY TOTAL</b>		<b>4</b>			<b>4</b>		<b>TOTAL DE MARCHANDISE</b>
VINEGAR	DENMK	9			9	DANMK	VINAIGRE
MISC. FOOD PREP., NES	U K	18			18	R U	DIV. PREP. ALIM. NDA
	DENMK	100			100	DANMK	
	GER	19			19	ALL	
	GREEK	4			4	GREQC	
<b>COMMODITY TOTAL</b>		<b>141</b>			<b>141</b>		<b>TOTAL DE MARCHANDISE</b>
WINES	DENMK	4			4	DANMK	VINS
DIST. ALCOHOLIC BEV.	U K	2			2	R U	BOISS. ALCOOL. DIST.
	DENMK	23			23	DANMK	
	GER	5		5	10	ALL	
	NORW		9		9	NORV	
	SWEDN	36			36	SUEDE	
<b>COMMODITY TOTAL</b>		<b>66</b>	<b>14</b>		<b>80</b>		<b>TOTAL DE MARCHANDISE</b>
HUMBERY, GREENHSE STOCK	DENMK	9			9	DANMK	PROD. PÉPINIÈRE, SERRE
CHINA CLAY	GER	4 990			4 990	ALL	KAOLIN
	NORW	6 350			6 350	NORV	
	PANAM	7 626			7 626	PANAM	
	CAN	13 462			13 462	CAN	
<b>COMMODITY TOTAL</b>		<b>32 428</b>			<b>32 428</b>		<b>TOTAL DE MARCHANDISE</b>
SALT	NORW	8 290			8 290	NORV	SEL
LEATHER	GEP	2			2	ALL	CUIR
RUBBER FAB. MATERIALS	NETH	5			5	P. BAS	DEMI-PROD. CAOUTCHOUC
	SWEDN	48			48	SUEDE	
<b>COMMODITY TOTAL</b>		<b>53</b>			<b>53</b>		<b>TOTAL DE MARCHANDISE</b>
WOOD FAB. MATERIALS	GER		21		21	ALL	DEMI-PRODUITS EN BOIS
PAPER NES	GER		3		3	ALL	PAPIER NDA
CORDAGE, TWINE, ROPE	DENMK	5			5	DANMK	CORDAGE, FICELLE, CORDE
JUTE WOVEN FABRICS	NORW	1			1	NORV	TISSUS DE JUTE
TEXTILE FAB. MTL NES	GER	1			1	ALL	OUVR. EN MAT. TEXT. NDA
	SWEDN	1			1	SUEDE	
<b>COMMODITY TOTAL</b>		<b>2</b>			<b>2</b>		<b>TOTAL DE MARCHANDISE</b>
METALLIC SALTS	NORW	3 175			3 175	NORV	SELS MÉTALLIQUES
INORGANIC CHEMS. NES	DENMK	18			18	DANMK	PROD. CHIM. INORG. NDA
	GER	4			4	ALL	
	NORW	5			5	NORV	
<b>COMMODITY TOTAL</b>		<b>27</b>			<b>27</b>		<b>TOTAL DE MARCHANDISE</b>
ORGANIC CHEMICALS NES	DENMK	5			5	DANMK	PROD. CHIM. ORGAN. NDA
	GER	6			6	ALL	
	NETH	44			44	P. BAS	
	NORW	5 037			5 037	NORV	
	OTHER	4 501			4 501	AUTRE	
<b>COMMODITY TOTAL</b>		<b>9 593</b>			<b>9 593</b>		<b>TOTAL DE MARCHANDISE</b>
EXPLOS., FUSES, CAPS	U K			64	64	R U	EXPLOS., AMORGES, DET.
	DENMK	289			289	DANMK	
<b>COMMODITY TOTAL</b>		<b>289</b>		<b>64</b>	<b>353</b>		<b>TOTAL DE MARCHANDISE</b>
PLASTIC MATERIALS	NETH	15			15	P. BAS	MATIÈRES PLASTIQUES
	SWEDN	15			15	SUEDE	
<b>COMMODITY TOTAL</b>		<b>30</b>			<b>30</b>		<b>TOTAL DE MARCHANDISE</b>
DYESTUFF, PIGMENT, PAINT	DENMK	5			5	DANMK	MAT. COLOR, PIG. PEINTURE
CHEM. SPECIALTIES NES	OTHER	1			1	AUTRE	PROD. CHIM. SPÉCIAUX NDA
LUBRICATING OIL, GREASE	U K	11			11	R U	HUILE, GRAISSE LUBRIF.
	GER	2			2	ALL	
<b>COMMODITY TOTAL</b>		<b>13</b>			<b>13</b>		<b>TOTAL DE MARCHANDISE</b>
COKE	DENMK		3 239		3 239	DANMK	COKE
	NORW		3 486		3 486	NORV	
<b>COMMODITY TOTAL</b>			<b>6 725</b>		<b>6 725</b>		<b>TOTAL DE MARCHANDISE</b>
COAL TAR, PITCH	DENMK	28			28	DANMK	GOUDRON, BRAI DE BOUIL.
	GER			11 249	11 249	ALL	
	NORW			5 902	5 902	NORV	
<b>COMMODITY TOTAL</b>		<b>28</b>		<b>17 151</b>	<b>17 179</b>		<b>TOTAL DE MARCHANDISE</b>
FERRO-ALLCYS	OTHER	3 098			3 098	AUTRE	FERRO-ALLIAGES
PIG IRON	GREEK	3 919			3 919	GREQC	FER EN GUEUSE
PRIMARY IRON, STEEL NES	U K	526	11		537	R U	FER, ACIER PRIMAIR. NDA
	GER		28		28	ALL	
	SWEDN	16			16	SUEDE	
<b>COMMODITY TOTAL</b>		<b>542</b>	<b>39</b>		<b>581</b>		<b>TOTAL DE MARCHANDISE</b>
CASTINGS, FORGINGS	U K		3 182		3 182	R U	MOUL. PIÈCES FORGÉES
	DENMK	52			52	DANMK	
	GER		15		15	ALL	
	NETH	36			36	P. BAS	

TABLE 28. COMMODITIES UNLOADED FROM FOREIGN COUNTRIES BY COUNTRY OF ORIGIN, REGISTRY OF VESSEL AND CANADIAN REGION - 1977

TABLEAU 28. MARCHANDISES DECHARGEES EN PROVENANCE DE PAYS ETRANGERS SELON LE PAYS D'ORIGINE, L'IMMATRICULATION DU NAVIRE ET LA REGION DU CANADA - 1977

COUNTRY OF ORIGIN AND KIND OF CARGO	REGISTRY OF VESSEL	METRIC TONNES - TONNES METRIQUE				TOTAL TOTAL	IMMATRIC. DU NAVIRE	PAYS D'ORIGINE ET MARCHANDISE
		ATLANTIC ATLANTIQUE	GREAT LAKES GRANDS LACS	PACIFIC PACIFIQUE	TOTAL			
UNITED KINGDOM CONT.							ROYAUME-UNI SUITE	
	NORV		2 754		2 754	NORV		
	SWEDN	49			49	SUEDE		
	OTHER		503		503	AUTRE		
COMMODITY TOTAL		137	6 454		6 591		TOTAL DE MARCHANDISE	
BARNS AND RODS, STEEL	U K	2 688	2 496	620	5 804	R U	BARRES ET TIGES ACIER	
	DENMK	8			8	DANMK		
	GREEK	667	1 012		1 679	GRECQ		
	SWEDN	59			59	SUEDE		
	LIBER			1 693	1 693	LIBER		
	OTHER	3 163	735	4 232	8 130	AUTRE		
COMMODITY TOTAL		6 585	4 243	6 545	17 373		TOTAL DE MARCHANDISE	
PLATE & SHEET STEEL	U K	2 854	3 233	934	7 021	R U	TOLES, FEUILLES D'ACIER	
	GER	104			104	ALL		
	GREEK	666	3 488		4 154	GRECQ		
	NETH	325			325	P. BAS		
	SWEDN	427			427	SUEDE		
	LIBER			1 875	1 875	LIBER		
	OTHER	3 164		458	3 622	AUTRE		
COMMODITY TOTAL		7 540	6 721	3 267	17 528		TOTAL DE MARCHANDISE	
STRUCTURAL SHAPES	U K	6 762	4 019	9 731	20 512	R U	PROFILES DE CONSTRUCT.	
	DENMK	2 208			2 208	DANMK		
	GREEK	666			666	GRECQ		
	NETH	480			480	P. BAS		
	SWEDN	845			845	SUEDE		
	LIBER			1 968	1 968	LIBER		
	OTHER	7 174	1 970	1 070	10 214	AUTRE		
COMMODITY TOTAL		18 135	5 989	12 769	36 893		TOTAL DE MARCHANDISE	
RAILS & TRACK MATERIAL	DENMK	30			30	DANMK	RAILS, MAT. VIE FERREE	
PIPES, TUBES: IRON, STEEL	U K	2 367	511	513	3 391	R U	TUBES, TUY. EN FER	
	DENMK	173			173	DANMK		
	GER	9			9	ALL		
	GREEK	81			81	GRECQ		
	SWEDN	10		13	23	SUEDE		
	OTHER		75	396	471	AUTRE		
COMMODITY TOTAL		2 640	586	922	4 148		TOTAL DE MARCHANDISE	
WIRE	DENMK	647			647	DANMK	FIL METALLIQUE	
	GER		15		15	ALL		
	SWEDN	7	15		22	SUEDE		
COMMODITY TOTAL		647	15		662		TOTAL DE MARCHANDISE	
COPPER AND ALLYS	DENMK	2			2	DANMK	CUIVRE ET ALLIAGES	
LEAD AND ALLOYS	GER	55			55	ALL	PLOMB ET ALLIAGES	
ZINC AND ALLOYS	U K		23		23	R U	ZINC ET ALLIAGES	
METAL FAB. BASIC PROD.	DENMK	58			58	DANMK	OUVR. DE BASE EN METAL	
	GER	4			4	ALL		
	SWEDN	176		100	276	SUEDE		
	OTHER		23	973	973	AUTRE		
COMMODITY TOTAL		238	23	1 073	1 334		TOTAL DE MARCHANDISE	
DRAIN TILES, PIPES	DENMK	5			5	DANMK	TUILES TUY. DE DRAINAGE	
BRICKS, TILES NES	DENMK	48			48	DANMK	BRIQUES, TUILES NDA	
	GER	3			3	ALL		
	OTHER	1 802			1 802	AUTRE		
COMMODITY TOTAL		1 853			1 853		TOTAL DE MARCHANDISE	
GLASS BASIC PRODUCTS	GREEK	15			15	GRECQ	DUVR. DE BASE EN VERRE	
NON-MET. MIN. BASIC PROD	GREEK	2			2	GRECQ	PROD. MIN. NON-MET. BASE	
MISC. FABRICATED PROD.	DENMK	86			86	DANMK	OUVRAGES DIVERS	
TRACTORS	U K	1 784			1 784	R U	TRACTEURS	
	GER	8			8	ALL		
	NORV	57			57	NORV		
	SWEDN	22			22	SUEDE		
COMMODITY TOTAL		1 871			1 871		TOTAL DE MARCHANDISE	
MACHINERY NES	U K	771	828		1 599	R U	MACHINES NDA	
	DENMK	56	10		66	DANMK		
	GER	343	1 821		2 164	ALL		
	GREEK	21			21	GRECQ		
	NETH	895			895	P. BAS		
	NORV	147	61		208	NORV		
	SWEDN	2 574			2 574	SUEDE		
	CAN	687			687	CAN		
	OTHER	8			8	AUTRE		
COMMODITY TOTAL		5 502	2 720		8 222		TOTAL DE MARCHANDISE	
RAILWAY ROLLING STOCK	GER	10			10	ALL	MAT. ROUL. DE CH. DE FER	
PASS. AUTCS AND CHASSIS	U K	13 544		16	13 560	R U	VOITURES PART., CHASSIS	
	DENMK	1			1	DANMK		
	GREEK	54			54	GRECQ		
	NETH	9			9	P. BAS		
	SWEDN	63	54	34	151	SUEDE		
	PANAM	9			9	PANAM		
	OTHER	11			11	AUTRE		
COMMODITY TOTAL		13 691	54	50	13 795		TOTAL DE MARCHANDISE	
TRUCKS AND CHASSIS	U K	39		15	54	R U	CAMIONS ET CHASSIS	
MOTOR VEHICLE ENGINES	GREEK	1			1	GRECQ	MOTEURS DE VEH. AUTOM.	
	SWEDN	11			11	SUEDE		
COMMODITY TOTAL		12			12		TOTAL DE MARCHANDISE	
ROAD MOTOR VEH. NES	DENMK	1			1	DANMK	VEH. AUTOM. ROUTIERS NDA	
	SWEDN	27			27	SUEDE		
COMMODITY TOTAL		28			28		TOTAL DE MARCHANDISE	



TABLE 24. COMMODITIES UNLOADED FROM FOREIGN COUNTRIES BY COUNTRY OF ORIGIN, REGISTRY OF VESSEL AND CANADIAN REGION - 1977

TABLEAU 24. MARCHANDISES DECHARGES EN PROVENANCE DE PAYS ETRANGERS SELON LE PAYS D'ORIGINE, L'IMMATRICULATION DU NAVIRE ET LA REGION DU CANADA - 1977

		METRIC TONNES - TONNES METRIQUE						
COUNTRY OF ORIGIN AND KIND OF CARGO	REGISTRY OF VESSEL	ATLANTIC ATLANTIQUE	GREAT LAKES GRANDS LACS	PACIFIC PACIFIQUE	TOTAL TOTAL	IMMATIC. DU NAVIRE	PAYS D'ORIGINE ET MARCHANDISE	
UNITED KINGDOM CCNT. SHIPS, AIRCRAFT, MIS. VEH	U K	5		5 060	5 065	R U	ROYAUME-UNI	
	DENMK	20		45	65	DANMK	SUITE NAVIRES, AVIONS, VEH. DIV	
	GREEK	10			10	GRECQ		
	NETH	34			34	P. BAS		
	SWEDN	77		24	101	SUEDE		
<b>COMMODITY TOTAL</b>		<b>146</b>		<b>5 129</b>	<b>5 275</b>		<b>TOTAL DE MARCHANDISE</b>	
EQUIPMENT MISC.	U K	4			4	R U	MATERIEL DIVERS	
	DENMK	95			95	DANMK		
	GER	15			15	ALL		
	GREEK	2			2	GRECQ		
	NETH	35			35	P. BAS		
	NORW	93			93	NORV		
SWEDN	135			135	SUEDE			
OTHER	1			1	AUTRE			
<b>COMMODITY TOTAL</b>		<b>380</b>			<b>380</b>		<b>TOTAL DE MARCHANDISE</b>	
PERSONAL, HOUSEHOLD GOODS	U K	3			3	R U	ART. PEPS. ET MENAGERS	
	DENMK	292			292	DANMK		
	GER	9			9	ALL		
	GREEK	7			7	GRECQ		
	NETH	47			47	P. BAS		
	NORW	6			6	NORV		
SWEDN	82			82	SUEDE			
<b>COMMODITY TOTAL</b>		<b>446</b>			<b>446</b>		<b>TOTAL DE MARCHANDISE</b>	
FIREARMS, AMMUNITION CONTAINERS, CLOSURES	DENMK	943			943	DANMK	ARMES A FEU, MUNITIONS	
	U K	85			85	R U	CONTENEURS, FERMETURES	
	DENMK	649		5	654	DANMK		
	GREEK	473			473	GRECQ		
	SWEDN	12			12	SUEDE		
<b>COMMODITY TOTAL</b>		<b>1 219</b>		<b>5</b>	<b>1 224</b>		<b>TOTAL DE MARCHANDISE</b>	
MISC. END PRODUCTS NES	DENMK	3			3	DANMK	PRODUITS FINIS DIV. NOA	
	GER	1	4		5	ALL		
<b>COMMODITY TOTAL</b>		<b>4</b>	<b>4</b>		<b>8</b>		<b>TOTAL DE MARCHANDISE</b>	
GENERAL CARGO	U K	770			770	R U	MARCHANDISES DIVERSES	
	DENMK	8	2	83	85	DANMK		
	GER	11	17		25	ALL		
	NETH				11	P. BAS		
	NORW		1		1	NORV		
	SWEDN	33			33	SUEDE		
OTHER	56			56	AUTRE			
<b>COMMODITY TOTAL</b>		<b>878</b>	<b>20</b>	<b>83</b>	<b>981</b>		<b>TOTAL DE MARCHANDISE</b>	
CONTAINERIZED FREIGHT	U K	582 127		5 342	587 469	R U	FRET CONTENEURESE	
	DENMK	45 138	509	4 800	50 447	DANMK		
	GER	6 146	4 722	4 254	15 122	ALL		
	GREEK	964		2 680	3 644	GRECQ		
	NETH	13 448			13 448	P. BAS		
	NORW	1 117	26		1 143	NORV		
	SWEDN	35 871		8 871	44 742	SUEDE		
	LIBER	7 934		160	8 094	LIBER		
	PANAM			1 297	1 297	PANAM		
	OTHER	61 904			61 904	AUTRE		
	<b>COMMODITY TOTAL</b>		<b>754 649</b>	<b>5 257</b>	<b>27 404</b>	<b>787 310</b>		<b>TOTAL DE MARCHANDISE</b>
	<b>COUNTRY/REGION TOTAL</b>		<b>879 998*</b>	<b>38 888*</b>	<b>74 477*</b>	<b>993 363*</b>		<b>TOTAL DE PAYS/REGION</b>
MALTA AND GOZO CONTAINERIZED FREIGHT	OTHER	271			271	AUTRE	MALTE ET GOZZO FRET CONTENEURESE	
	<b>COUNTRY/REGION TOTAL</b>	<b>271*</b>	<b>*</b>	<b>*</b>	<b>271*</b>		<b>TOTAL DE PAYS/REGION</b>	
BELGIUM-LUXEMB MEAT AND MEAT PREP. NES SHELL FISH, NES	DENMK	4			4	DANMK	VIANDES ET PREP. NDA	
	DENMK	5			5	DANMK	MOLLUSQUES CRUST. NDA	
	OTHER	5			5	AUTRE		
	<b>COMMODITY TOTAL</b>	<b>10</b>			<b>10</b>		<b>TOTAL DE MARCHANDISE</b>	
	CHEESE	GER		5		5	ALL	FROMAGE
MALT AND MALT FLOUR	NORW			35	35	NORV	MALT ET FARINE DE MALT	
MACARONI, CEREAL PRDD.	OTHER			3	3	AUTRE	PATES ALIM. PROD. CEREAL	
VEGETABLES, FRESH	GER		18		18	ALL	LEGUMES, FRAIS	
OTHER	SWEDN	7			7	SUEDE		
<b>COMMODITY TOTAL</b>		<b>7</b>	<b>18</b>		<b>25</b>		<b>TOTAL DE MARCHANDISE</b>	
ALE, BEER, STOUT, PORTER WINES	DENMK	14			14	DANMK	ALE, BIERE, STOUT, PORTER	
	DENMK	6			6	DANMK	VINS	
	GREEK		7		7	GRECQ		
<b>COMMODITY TOTAL</b>		<b>6</b>	<b>7</b>		<b>13</b>		<b>TOTAL DE MARCHANDISE</b>	
DIST. ALCOHOLIC BEV. SEEDS FOR SOWING NES	SWEDN	27			27	SUEDE	BOISS. ALCOOL. DIST.	
	DENMK	2			2	DANMK	GRAINES DE SEMENCE NDA	
	NETH	5			5	P. BAS		
<b>COMMODITY TOTAL</b>		<b>7</b>			<b>7</b>		<b>TOTAL DE MARCHANDISE</b>	
NURSERY, GREENHOUSE STOCK	DENMK	7			7	DANMK	PROD. PEPINIERE, SERRE	
	NETH	9			9	P. BAS		
	SWEDN	54			54	SUEDE		
<b>COMMODITY TOTAL</b>		<b>70</b>			<b>70</b>		<b>TOTAL DE MARCHANDISE</b>	
CRUDE VEG. PROD. NES WOOL AND ANIMAL HAIR	SWEDN	20			20	SUEDE	PR. BRUTS ORIG. VEG. NDA	
	GER	3			3	ALL	LAINES, POILS ANIMAL	

TABLE 29. COMMODITIES UNLOADED FROM FOREIGN COUNTRIES BY COUNTRY OF ORIGIN, REGISTRY OF VESSEL AND CANADIAN REGION - 1977

TABLEAU 29. MARCHANDISES DÉCHARGÉES EN PROVENANCE DE PAYS ÉTRANGERS SELON LE PAYS D'ORIGINE, L'IMMATRICULATION DU NAVIRE ET LA RÉGION DU CANADA - 1977

COUNTRY OF ORIGIN AND KIND OF CARGO	REGISTRY OF VESSEL	METRIC TONNES - TONNES METRIQUE			TOTAL	IMMATIC. DU NAVIRE	PAYS D'ORIGINE ET MARCHANDISE
		ATLANTIC ATLANTIQUE	GREAT LAKES GRANDS LACS	PACIFIC PACIFIQUE			
<b>BELGIUM-LUXEMB. CONT. BELGIQUE-LUX. SUITE</b>							
SAND AND GRAVEL	OTHER	6 187			6 187	AUTRE	SABLE ET GRAVIERES
LUMBER AND TIMBER	GER	154			154	ALL	BOIS D'OEUVRE ET CHARP. PATE
PULP	GREEK			3 272	3 272	GRECQ	
	NORV	99			99	NORV	
COMMODITY TOTAL		99		3 272	3 371		TOTAL DE MARCHANDISE
PAPER NES	NORV	1			1	NORV	PAPIER NDA
CORDAGE, TWINE, ROPE	DENMK	9			9	DANMK	CORDAGE, FICELLE, CORDE
TEXTILE FAB. MTL NES	DENMK	7			7	DANMK	OUVR. EN MAT. TEXT. NDA
	GER	1			1	ALL	
COMMODITY TOTAL		8			8		TOTAL DE MARCHANDISE
METALLIC SALTS	DENMK	961			961	DANMK	SELS METALLIQUES
	GER	3			3	ALL	
COMMODITY TOTAL		964			964		TOTAL DE MARCHANDISE
INORGANIC CHEMS. NES	GER	1	13		14	ALL	PROD. CHIM. INORG. NDA
	LIBER	29			29	LIBER	
COMMODITY TOTAL		30	13		43		TOTAL DE MARCHANDISE
ORGANIC CHEMICALS NES	DENMK	11			11	DANMK	PROD. CHIM. ORGAN. NDA
	GER	2			2	ALL	
	LIBER		1		1	LIBER	
COMMODITY TOTAL		13	1		14		TOTAL DE MARCHANDISE
PLASTIC MATERIALS	DENMK	2			2	DANMK	MATIERES PLASTIQUES
COKE	LIBER		408		408	LIBER	COKE
	OTHER	5 195	8 875		14 070	AUTRE	
COMMODITY TOTAL		5 195	9 283		14 478		TOTAL DE MARCHANDISE
PRIMARY IRON, STEEL NES	GREEK					GRECQ	FER, ACIER PRIMAIR. NDA
	SWEDN		8		8	SUEDE	
COMMODITY TOTAL			8		256		TOTAL DE MARCHANDISE
CASTINGS, FORGINGS	GER		100		100	ALL	MOUL. PIECES FORGEES
	SWEDN		5		5	SUEDE	
COMMODITY TOTAL			105		105		TOTAL DE MARCHANDISE
BAR, AND RODS, STEEL	U K			13 364	13 364	R U	BARRES ET TIGES ACIER
	DENMK	181			181	DANMK	
	GER	21 936	14		21 950	ALL	
	GREEK		925	1 111	2 036	GRECQ	
	ITALY	542	318		860	ITAL	
	NETH	211			211	P. BAS	
	NORV	298		716	1 014	NORV	
	SWEDN	14			14	SUEDE	
	LIBER	1 700	372		2 072	LIBER	
	OTHER		2 352	7 553	9 905	AUTRE	
COMMODITY TOTAL		24 882	3 981	22 744	51 607		TOTAL DE MARCHANDISE
PLATE & SHEET STEEL	U K		983	8 104	9 087	R U	TOLES, FEUILLES D'ACIER
	DENMK	398	182		580	DANMK	
	GER	7 630			7 630	ALL	
	GREEK		861	2 452	3 313	GRECQ	
	ITALY	543	879		1 422	ITAL	
	NETH	757			757	P. BAS	
	NORV	297		210	507	NORV	
	SWEDN	106			106	SUEDE	
	LIBER	1 698	16 336		18 034	LIBER	
	OTHER	5 223	7 155	2 731	15 109	AUTRE	
COMMODITY TOTAL		16 652	26 396	13 497	56 545		TOTAL DE MARCHANDISE
STRUCTURAL SHAPES	U K	6 580	1 476	8 431	16 487	R U	PROFILES DE CONSTRUCT.
	DENMK	23			23	DANMK	
	GER	32 342	32		32 374	ALL	
	GREEK		852	469	1 321	GRECQ	
	ITALY	785	890		1 675	ITAL	
	NETH	219			219	P. BAS	
	NORV	157			157	NORV	
	SWEDN	267			267	SUEDE	
	LIBER	9 323	2 548		11 871	LIBER	
	OTHER	5 000	6 978	5 027	17 005	AUTRE	
COMMODITY TOTAL		54 696	12 776	13 927	81 399		TOTAL DE MARCHANDISE
RAILS & TRACK MATERIAL	U K			20	20	R U	RAILS, MAT. VOIE FERREE
	GREEK			463	463	GRECQ	
COMMODITY TOTAL				483	483		TOTAL DE MARCHANDISE
PIPES, TUBES: IRON, STEEL	U K			132	132	R U	TUYAUX, TUBES: FER, ACIER
	DENMK	3			3	DANMK	
	GER	1 001			1 001	ALL	
	GREEK			35	35	GRECQ	
	ITALY		295		295	ITAL	
	NORV	467	47	181	695	NORV	
	OTHER	1 817			1 817	AUTRE	
COMMODITY TOTAL		3 288	342	348	3 978		TOTAL DE MARCHANDISE
WIRE	U K		1 213		1 213	R U	FIL METALLIQUE
	DENMK	108			108	DANMK	
	GER	245			245	ALL	
	NETH	3			3	P. BAS	
	OTHER	1 515		24	1 539	AUTRE	
COMMODITY TOTAL		1 871	1 213	24	3 108		TOTAL DE MARCHANDISE
COPPER AND ALLOYS	GER	11			11	ALL	CUIVRE ET ALLIAGES
	NORV			1	1	NORV	
	SWEDN		15		15	SUEDE	
	OTHER			4	4	AUTRE	
COMMODITY TOTAL		11	15	5	31		TOTAL DE MARCHANDISE
ZINC AND ALLOYS	GER	1 891			1 891	ALL	ZINC ET ALLIAGES

TABLE 28. COMMODITIES UNLOADED FROM FOREIGN COUNTRIES BY COUNTRY OF ORIGIN, REGISTRY OF VESSEL AND CANADIAN REGION - 1977

TABLEAU 28. MARCHANDISES DECHARGEES EN PROVENANCE DE PAYS ETRANGERS SELON LE PAYS D'ORIGINE, L'IMMATRICULATION DU NAVIRE ET LA REGION DU CANADA - 1977

		METRIC TONNES - TONNES METRIQUE						
COUNTRY OF ORIGIN AND KIND OF CARGO	REGISTRY OF VESSEL	ATLANTIC ATLANTIQUE	GREAT LAKES GRANDS LACS	PACIFIC PACIFIQUE	TOTAL TOTAL	IMMATRIC. DU NAVIRE	PAYS D'ORIGINE ET MARCHANDISE	
BELGIUM-LUXEMB CONT. METAL FAB. BASIC PROD.	U K			23	23	R U	BELGIQUE-LUX. SUITE	
	DENMK	247			247	DANMK	OUVR. DE BASE EN METAL	
	SWEDN	2			2	SUEDE		
	OTHER			35	35	AUTRE		
COMMODITY TOTAL		249		58	307		TOTAL DE MARCHANDISE	
MISC. FABRICATED PROD.	DENMK	32			32	DANMK	OUVRAGES DIVERS	
	GER	3			3	ALL		
COMMODITY TOTAL		35			35		TOTAL DE MARCHANDISE	
TRACTORS	U K	1 391			1 391	R U	TRACTEURS	
	DENMK	1 179			1 179	DANMK		
	GER	142			142	ALL		
	NETH	870			870	P. BAS		
	SWEDN	949			949	SUEDE		
	LIBER	826			826	LIBER		
	PANAM	858			858	PANAM		
	OTHER	46			46	AUTRE		
COMMODITY TOTAL		6 261			6 261		TOTAL DE MARCHANDISE	
MACHINERY NES	U K		466		466	R U	MACHINES NDA	
	DENMK	527	12		539	DANMK		
	GER	44			44	ALL		
	GREEK		14	585	599	GRECQ		
	NETH	68			68	P. BAS		
	SWEDN	154			154	SUEDE		
	LIBER		120		120	LIBER		
	PANAM	3			3	PANAM		
	OTHER		119	1	120	AUTRE		
COMMODITY TOTAL		796	731	586	2 113		TOTAL DE MARCHANDISE	
PASS. AUTOS AND CHASSIS	GER	8			8	ALL	VOITURES PART., CHASSIS	
	GREEK		130		130	GRECQ		
	ITALY		29		29	ITAL		
	NETH	53			53	P. BAS		
	NORW	1			1	NORV		
	SWEDN	141	2		143	SUEDE		
	LIBER		292		292	LIBER		
	OTHER	66	468	4	538	AUTRE		
COMMODITY TOTAL		269	921	4	1 194		TOTAL DE MARCHANDISE	
MOTOR VEHICLE ENGINES	ITALY		1		1	ITAL	MOTEURS DE VEH. AUTOM.	
	SWEDN	62			62	SUEDE		
COMMODITY TOTAL		62	1		63		TOTAL DE MARCHANDISE	
SHIPS, AIRCRAFT, MIS. VEH	DENMK	157			157	DANMK	NAVIRES, AVIONS, VEH. DIV	
	GER	615			615	ALL		
	ITALY		11		11	ITAL		
	OTHER		118		118	AUTRE		
COMMODITY TOTAL		772	129		901		TOTAL DE MARCHANDISE	
EQUIPMENT MISC.	U K			35	35	R U	MATERIEL DIVERS	
	DENMK	20			20	DANMK		
	GER	13			13	ALL		
	NORW	34			34	NORV		
	SWEDN	69			69	SUEDE		
COMMODITY TOTAL		136		35	171		TOTAL DE MARCHANDISE	
PERSONAL, HOUSEHOLD GOODS	DENMK	24			24	DANMK	ART. PERS. ET MENAGERS	
	GER	5			5	ALL		
	NETH	115			115	P. BAS		
	NORW			5	5	NORV		
	SWEDN	1 373	4		1 377	SUEDE		
COMMODITY TOTAL		1 517	4	5	1 526		TOTAL DE MARCHANDISE	
CONTAINERS, CLOSURES	U K		8	4	12	R U	CONTENEURS, FERMETURES	
	NORW	1			1	NORV		
	OTHER		7		7	AUTRE		
COMMODITY TOTAL		1	15	4	20		TOTAL DE MARCHANDISE	
MISC. END PRODUCTS NES	DENMK	30			30	DANMK	PRODUITS FINIS DIV. NDA	
	GER	1	3		4	ALL		
	ITALY		27		27	ITAL		
	NORW	1		16	17	NORV		
	OTHER		129		129	AUTRE		
COMMODITY TOTAL		32	159	16	207		TOTAL DE MARCHANDISE	
GENERAL CARGO	U K		73	216	289	R U	MARCHANDISES DIVERSES	
	DENMK	1	2		3	DANMK		
	GER	6	10		16	ALL		
	NETH	42			42	P. BAS		
	NORW		1		1	NORV		
	SWEDN	664			664	SUEDE		
COMMODITY TOTAL		713	86	216	1 015		TOTAL DE MARCHANDISE	
CONTAINERIZED FREIGHT	U K	175 446		3 004	178 450	R U	FRET CONTENEURESE	
	DENMK	72 027	16	2 132	74 175	DANMK		
	GER	82 099		1 195	83 294	ALL		
	GREEK		737	903	1 640	GRECQ		
	ITALY	4 621	4 269		8 890	ITAL		
	NETH	9 515			9 515	P. BAS		
	NORW	94			94	NORV		
	SWEDN	7 223	265	4 008	11 496	SUEDE		
	LIBER	10 904	622		11 542	LIBER		
	PANAM			428	428	PANAM		
	OTHER	104 012	2 453	308	106 773	AUTRE		
COMMODITY TOTAL		465 941	8 362	11 994	486 297		TOTAL DE MARCHANDISE	
COUNTRY/REGION TOTAL		592 905*	64 571*	67 504*	724 980*		TOTAL DE PAYS/REGION	



TABLE B. COMMODITIES UNLOADED FROM FOREIGN COUNTRIES BY COUNTRY OF ORIGIN, REGISTRY OF VESSEL AND CANADIAN REGION - 1977

TABLEAU B. MARCHANDISES DECHARGÉES EN PROVENANCE DE PAYS ÉTRANGERS SELON LE PAYS D'ORIGINE, L'IMMATRICULATION DU NAVIRE ET LA RÉGION DU CANADA - 1977

		METRIC TONNES - TONNES METRIQUE						
COUNTRY OF ORIGIN AND KIND OF CARGO	REGISTRY OF VESSEL	ATLANTIC ATLANTIQUE	GREAT LAKES GRANDS LACS	PACIFIC PACIFIQUE	TOTAL TOTAL	IMMATRIC. DU NAVIRE	PAYS D'ORIGINE ET MARCHANDISE	
<b>DENMARK</b>								
CRUDE NON-MET. MIN. NES	GER	1 031			1 031	ALL	DANEMARK	
STRUCTURAL SHAPES	GREEK		790		790	GREGQ	MIN. NON-MET. BRUTS NDA	
BRICKS, TILES NES	GER	94			94	ALL	PROFILES DE CONSTRUCT.	
	OTHER	846			846	AUTRE	BRÍQUES, TUILES NDA	
COMMODITY TOTAL		940			940		TOTAL DE MARCHANDISE	
NON-MET. MIN. BASIC PROD	OTHER	594			594	AUTRE	PROD. MIN. NON-MET. BASE	
MACHINERY NES	DENMK	181			181	DANMK	MACHINES NDA	
SHIPS, AIRCRAFT, MIS. VEH	U K			5	5	R U	NAVIRES, AVIONS, VEH. DIV	
EQUIPMENT MISC.	OTHER	3			3	AUTRE	MATERIEL DIVERS	
CONTAINERIZED FREIGHT	U K			42	42	R U	FRET CONTENEURISE	
	DENMK			25	25	DANMK		
	GER	16			16	ALL		
	OTHER			16	16	AUTRE		
COMMODITY TOTAL		16		83	99		TOTAL DE MARCHANDISE	
COUNTRY/REGION TOTAL		2 765*	790*	88*	3 643*		TOTAL DE PAYS/REGION	
<b>FINLAND</b>								
ORES AND CONC. NES	U K		15 643		15 643	R U	FINLANDE	
	LIBER		13 122		13 122	LIBER	MINÉRAIS ET CONC. NDA	
COMMODITY TOTAL			28 765		28 765		TOTAL DE MARCHANDISE	
VENEER, PLYWOOD	NORV		35		35	NORV	PLACAGES, CONTRE-PLAQ.	
	OTHER			58	58	AUTRE		
COMMODITY TOTAL			35	58	93		TOTAL DE MARCHANDISE	
PULP	NORV	3 175			3 175	NORV	PATE	
ZINC AND ALLOYS	NORV		5 262		5 262	NORV	ZINC ET ALLIAGES	
MACHINERY NES	GER	73			73	ALL	MACHINES NDA	
	OTHER			45	45	AUTRE		
COMMODITY TOTAL		73		45	118		TOTAL DE MARCHANDISE	
PASS. AUTOS AND CHASSIS	OTHER			1	1	AUTRE	VOITURES PART., CHASSIS	
SHIPS, AIRCRAFT, MIS. VEH	OTHER			13	13	AUTRE	NAVIRES, AVIONS, VEH. DIV	
EQUIPMENT MISC.	GER	200			200	ALL	MATERIEL DIVERS	
	NORV		185		185	NORV		
	OTHER			6	6	AUTRE		
COMMODITY TOTAL		200	185	6	391		TOTAL DE MARCHANDISE	
FIREARMS, AMMUNITION	OTHER			2	2	AUTRE	ARMES A FEU, MUNITIONS	
MISC. END PRODUCTS NES	OTHER			5	5	AUTRE	PRODUITS FINIS DIV. NDA	
GENERAL CARGO	OTHER			4	4	AUTRE	MARCHANDISES DIVERSES	
COUNTRY/REGION TOTAL		3 448*	34 247*	134*	37 829*		TOTAL DE PAYS/REGION	
<b>FRANCE-ATLANT.</b>								
CATTLE	SWEDN	15			15	SUEDE	FRANCE-ATLANT.	
	OTHER	1			1	AUTRE	BOVINS	
COMMODITY TOTAL		16			16		TOTAL DE MARCHANDISE	
WINES	NETH	18			18	P. BAS	VINS	
	OTHER		24		24	AUTRE		
COMMODITY TOTAL		18	24		42		TOTAL DE MARCHANDISE	
DIST. ALCOHOLIC BEV.	NETH	51			51	P. BAS	BOISS. ALCOOL. DIST.	
	SWEDN	88			88	SUEDE		
	OTHER	18			18	AUTRE		
COMMODITY TOTAL		157			157		TOTAL DE MARCHANDISE	
INORGANIC CHEMS. NES	U K	5 766			5 766	R U	PROD. CHIM. INORG. NDA	
	GER	6 182			6 182	ALL		
COMMODITY TOTAL		11 948			11 948		TOTAL DE MARCHANDISE	
GLYCOL	NORV	1 047			1 047	NORV	GLYCOL	
ORGANIC CHEMICALS NES	LIBER	943			943	LIBER	PROD. CHIM. ORGAN. NDA	
	OTHER	1 653			1 653	AUTRE		
COMMODITY TOTAL		2 596			2 596		TOTAL DE MARCHANDISE	
COKE	PANAM	1 701	3 850		5 551	PANAM	COKE	
PRIMARY IRON, STEEL NES	SWEDN	3	24		27	SUEDE	FER, ACIER PRIMAIR. NDA	
	OTHER	23			23	AUTRE		
COMMODITY TOTAL		26	24		50		TOTAL DE MARCHANDISE	
PLATE & SHEET STEEL	U K			22	22	R U	TOLES, FEUILLES D'ACIER	
	SWEDN	23			23	SUEDE		
	OTHER	5			5	AUTRE		
COMMODITY TOTAL		28		22	50		TOTAL DE MARCHANDISE	
STRUCTURAL SHAPES	SWEDN	57			57	SUEDE	PROFILES DE CONSTRUCT.	
GLASS BASIC PRODUCTS	SWEDN	16			16	SUEDE	OUVR. DE BASE EN VERRE	
TRACTORS	U K	512			512	R U	TRACTEURS	
	OTHER	65			65	AUTRE		
COMMODITY TOTAL		577			577		TOTAL DE MARCHANDISE	
MACHINERY NES	DENMK	52			52	DANMK	MACHINES NDA	
	GER	70			70	ALL		
	SWEDN	393	14		407	SUEDE		
	OTHER	371			371	AUTRE		
COMMODITY TOTAL		886	14		900		TOTAL DE MARCHANDISE	
PASS. AUTOS AND CHASSIS	U K	12 138			12 138	R U	VOITURES PART., CHASSIS	
	NORV	1 300			1 300	NORV		
	SWEDN	841	301		1 142	SUEDE		
	OTHER	227	75		302	AUTRE		
COMMODITY TOTAL		14 506	376		14 882		TOTAL DE MARCHANDISE	
MOTOR VEHICLE ENGINES	GREEK	1			1	GREGQ	MOTEURS DE VEH. AUTOM.	
	SWEDN	78	1		79	SUEDE		

TABLE 2B. COMMODITIES UNLOADED FROM FOREIGN COUNTRIES BY COUNTRY OF ORIGIN, REGISTRY OF VESSEL AND CANADIAN REGION - 1977

TABLEAU 2B. MARCHANDISES DECHARGEES EN PROVENANCE DE PAYS ETRANGERS SELON LE PAYS D'ORIGINE, L'IMMATICULATION DU NAVIRE ET LA REGION DU CANADA - 1977

		METRIC TONNES - TONNES METRIQUE						
COUNTRY OF ORIGIN AND KIND OF CARGO	REGISTRY OF VESSEL	ATLANTIC ATLANTIQUE	GREAT LAKES GRANDS LACS	PACIFIC PACIFIQUE	TOTAL TOTAL	IMMATIC. DU NAVIRE	PAYS D'ORIGINE ET MARCHANDISE	
FRANCE-ATLANT. CONT.							FRANCE-ATLANT. SUITE	
COMMODITY TOTAL	OTHER	73			73	AUTRE	TOTAL DE MARCHANDISE	
ROAD MOTOR VEH. NES	SWEDN	86	1		87	SUEDE	VEH.AUTOM.ROUTIERS NDA	
SHIPS,AIRCRAFT,MIS.VEH	U K	1	1		2	R U	NAVIRES,AVIONS,VEH.DIV	
	SWEDN			2	2	SUEDE		
COMMODITY TOTAL	OTHER	29			29	AUTRE	TOTAL DE MARCHANDISE	
EQUIPMENT MISC.	NORW	30		2	32	NORV	MATERIEL DIVERS	
	SWEDN	1	15		16	SUEDE		
	OTHER	26			26	AUTRE	TOTAL DE MARCHANDISE	
COMMODITY TOTAL	GER	30	15		45	ALL	PRODUITS FINIS DIV.NDA	
MISC. END PRODUCTS NES	SWEDN	57			57	SUEDE	TOTAL DE MARCHANDISE	
	GER	1	17		18	ALL	PRODUITS FINIS DIV.NDA	
COMMODITY TOTAL	SWEDN	19	17		36	SUEDE	TOTAL DE MARCHANDISE	
GENERAL CARGO	OTHER	20	17		37	AUTRE	MARCHANDISES DIVERSES	
	DENMK	1			1	DANMK	TOTAL DE MARCHANDISE	
	GER	3			3	ALL	MARCHANDISES DIVERSES	
	SWEDN	110	49		159	SUEDE	TOTAL DE MARCHANDISE	
	OTHER	93	25		118	AUTRE	PREY CONTENEURESE	
COMMODITY TOTAL	U K	207	74		281	R U	TOTAL DE MARCHANDISE	
CONTAINERIZED FREIGHT	DENMK	80	728		808	DANMK	FRET CONTENEURESE	
	GER	26		288	314	ALL	TOTAL DE MARCHANDISE	
	GREEK	13	14	1 744	1 771	GRECQ	TOTAL DE MARCHANDISE	
	ITALY	142		1 361	1 503	ITAL	TOTAL DE MARCHANDISE	
	NETH	707			707	P.BAS	TOTAL DE MARCHANDISE	
	NORW	467			467	NORV	TOTAL DE MARCHANDISE	
	SWEDN	38			38	SUEDE	TOTAL DE MARCHANDISE	
	LIBER	11 725	4 295	786	16 806	LIBER	TOTAL DE MARCHANDISE	
	PANAM	218		2	220	PANAM	TOTAL DE MARCHANDISE	
	OTHER	20 197	1 439	687	21 636	AUTRE	TOTAL DE MARCHANDISE	
COMMODITY TOTAL		114 261	5 748	5 270	125 279		TOTAL DE MARCHANDISE	
COUNTRY/REGION TOTAL		148 392*	10 144*	5 294*	163 830*		TOTAL DE PAYS/REGION	
FRANCE-MEDITER							FRANCE-MEDITER	
FISH,SALTED OR CURED	LIBER			5	5	LIBER	POISSON,SALE OU FUME	
SHELL FISH,NES	ITALY			9	9	ITAL	MOLLUSQUES CRUST.,NOA	
NUTS,EXC.OIL NUTS NES	U S A	10			10	E-U	NOIX,SAUF DLEAG.NDA	
SUGAR PREPARATIONS	U S A	6			6	E-U	PREP. A BASE DE SUCRE	
SPICES	ITALY			30	30	ITAL	EPICES	
	U S A	20	10		30	E-U	TOTAL DE MARCHANDISE	
COMMODITY TOTAL	ITALY	20	10	30	60	ITAL	DIV.PREP.ALIM.NDA	
MISC.FOOD PREP.NES	JAPAN			2	2	JAPON	TOTAL DE MARCHANDISE	
	U S A	13		1	14	E-U	BOISSONS NON-ALCOOLIQ.	
	OTHER		5		5	AUTRE	TOTAL DE MARCHANDISE	
COMMODITY TOTAL	ITALY	13	5	3	21	ITAL	BOISSONS NON-ALCOOLIQ.	
NON-ALCOHOLIC BEVERAGE	OTHER	8		16	24	AUTRE	TOTAL DE MARCHANDISE	
COMMODITY TOTAL	ITALY	8		16	24	ITAL	VINS	
WINES	U S A	169		54	223	E-U	TOTAL DE MARCHANDISE	
COMMODITY TOTAL	ITALY	169		93	262	ITAL	BOISS.ALCOOL.DIST.	
DIST.ALCOHOLIC BEV.	U S A	199		93	292	E-U	TOTAL DE MARCHANDISE	
ALUMINA,BAUXITE ORES	U K	22 148			22 148	R U	MINERAIS ALUMINE,BAUX.	
	OTHER	26 002			26 002	AUTRE	TOTAL DE MARCHANDISE	
COMMODITY TOTAL	OTHER	48 150			48 150	AUTRE	DEMI-PRODUITS EN BOIS	
WOOD FAB.MATERIALS	U S A	1			1	E-U	PROD.CHM.INORG.NDA	
INORGANIC CHEMS. NES	OTHER	29			29	AUTRE	TOTAL DE MARCHANDISE	
	OTHER	1			1	AUTRE	PROD.CHM.ORGAN.NDA	
COMMODITY TOTAL	LIBER	30		6	36	LIBER	TOTAL DE MARCHANDISE	
ORGANIC CHEMICALS NES	U S A	2			2	E-U	MATERES PLASTIQUES	
COMMODITY TOTAL	ITALY	2		19	21	ITAL	FERRO-ALLIAGES	
PLASTIC MATERIALS	U S A	1			1	E-U	FER,ACIER PRIMAIR.NDA	
FERRO-ALLOYS	OTHER	51			51	AUTRE	MOUL.PIECES FORGEES	
PRIMARY IRON,STEEL NES	U S A	103			103	E-U	OUVR.DE BASE EN METAL	
CASTINGS,FORGINGS	OTHER	1			1	AUTRE	TRACTEURS	
METAL FAB.BASIC PROD.	OTHER	24			24	AUTRE	TOTAL DE MARCHANDISE	
MISC.FABRICATED PROD.	ITALY	27		9	36	ITAL	MACHINES NDA	
TRACTORS	U S A	27			27	E-U	TOTAL DE MARCHANDISE	
COMMODITY TOTAL	U S A	27		9	36	E-U	MACHINES NDA	
MACHINERY NES	OTHER	4	45		49	AUTRE	TOTAL DE MARCHANDISE	
	U S A	4	45		9	E-U	VOITURES PART.,CHASSIS	
COMMODITY TOTAL	U S A	12			12	E-U	MOTEURS DE VEH.AUTOM.	
PASS.AUTOS AND CHASSIS	U S A	23			23	E-U	VEH.AUTOM.ROUTIERS NDA	
MOTOR VEHICLE ENGINES	U S A	42			42	E-U	MATERIEL DIVERS	
ROAD MOTOR VEH. NES	ITALY			37	37	ITAL	TOTAL DE MARCHANDISE	
EQUIPMENT MISC.	LIBER			35	35	LIBER	TOTAL DE MARCHANDISE	
	U S A	40			40	E-U	TOTAL DE MARCHANDISE	
COMMODITY TOTAL		40		72	112		TOTAL DE MARCHANDISE	

TABLE 2B. COMMODITIES UNLOADED FROM FOREIGN COUNTRIES BY COUNTRY OF ORIGIN, REGISTRY OF VESSEL AND CANADIAN REGION - 1977

TABLEAU 2B. MARCHANDISES DECHARGEES EN PROVENANCE DE PAYS ETRANGERS SELON LE PAYS D'ORIGINE, L'IMMATICULATION DU NAVIRE ET LA REGION DU CANADA - 1977

COUNTRY OF ORIGIN AND KIND OF CARGO	REGISTRY OF VESSEL	METRIC TONNES - TONNES METRIQUE				TOTAL TOTAL	IMMATIC. DU NAVIRE	PAYS D'ORIGINE ET MARCHANDISE
		ATLANTIC ATLANTIQUE	GREAT LAKES GRANDS LACS	PACIFIC PACIFIQUE				
FRANCE-MEDITER CONTE. SUITE								
PERSONAL, HOUSEHOLD GOODS	U S A	35	4		39	E-U	FRANCE-MEDITER SUITE	
	OTHER	34	11	3	48	AUTRE	ART. PERS. ET MENAGERS	
COMMODITY TOTAL		69	15	3	87		TOTAL DE MARCHANDISE	
MISC. END PRODUCTS NES	U S A	52			52	E-U	PRODUITS FINIS DIV. NDA	
	OTHER	2			2	AUTRE		
COMMODITY TOTAL		54			54		TOTAL DE MARCHANDISE	
GENERAL CARGO	U S A	2	9		11	E-U	MARCHANDISES DIVERSES	
CONTAINERIZED FREIGHT	GER	2 720			2 720	ALL	FRET CONTENEURESE	
	ITALY	6 683		1 061	7 744	ITAL		
	LIBER	2 244		20	2 264	LIBER		
	JAPAN			37	37	JAPON		
	PANAM	2 268			2 268	PANAM		
	U S A	426	1 299		1 725	E-U		
	OTHER	6 674		331	7 005	AUTRE		
COMMODITY TOTAL		21 015	1 299	1 449	23 763		TOTAL DE MARCHANDISE	
COUNTRY/REGION TOTAL		70 076*	1 383*	1 768*	73 227*		TOTAL DE PAYS/REGION	
GERMANY WEST ALLEMAGNE O.								
CATTLE	OTHER	5			5	AUTRE	BOVINS	
LIVE ANIMALS, NES	NDRW	1			1	NORV	ANIMAUX VIVANTS, NDA	
FISH, FRESH OR FROZEN	GER	2	6		8	ALL	POISSON, FRAIS OU CONG.	
FISH, CANNED	GER	3			3	ALL	POISSON EN BOTTES	
CHEESE	GER	16	66		82	ALL	FROMAGE	
	NORV	5			5	NORV		
	OTHER		28		28	AUTRE		
COMMODITY TOTAL		21	94		115		TOTAL DE MARCHANDISE	
CEREALS MILLED, NES	OTHER	3			3	AUTRE	CEREALES MOULUES, NDA	
BAKERY PROD., INC. FROZEN	GER		16		16	ALL	PROD. BOUL., PROD. CONF.	
VEGETABLES, DRIED	DENMK	2			2	DANMK	LEGUMES, SECS	
	GER		4		4	ALL		
COMMODITY TOTAL		2	4		6		TOTAL DE MARCHANDISE	
VEGETABLE PREP. NES	OTHER	4			4	AUTRE	PREP. DE LEGUMES NDA	
SUGAR PREPARATIONS	DENMK	4			4	DANMK	PREP. A BASE DE SUCRE	
	GER	1			1	ALL		
	SWEDN	3			3	SUEDE		
	OTHER	1			1	AUTRE		
COMMODITY TOTAL		9			9		TOTAL DE MARCHANDISE	
COCOA AND CHOCOLATE	DENMK		30		30	DANMK	CACAO ET CHOCOLAT	
	GER		52		52	ALL		
	NORV		10		10	NORV		
	OTHER					AUTRE		
COMMODITY TOTAL		27	92		119		TOTAL DE MARCHANDISE	
COFFEE	GER	2			2	ALL	CAFE	
	NORV	1			1	NORV		
	OTHER	40			40	AUTRE		
COMMODITY TOTAL		43			43		TOTAL DE MARCHANDISE	
TEA	OTHER	35	1		36	AUTRE	THE	
SPICES	GER	4			4	ALL	EPICES	
	NORV	1			1	NORV		
	OTHER	31			31	AUTRE		
COMMODITY TOTAL		36			36		TOTAL DE MARCHANDISE	
SAUSAGE SKINS, CASINGS	GER		1		1	ALL	BOYAUX A SAUCISSES	
MISC. FOOD PREP. NES	DENMK	10			10	DANMK	DIV. PREP. ALIM. NDA	
	GER	4			4	ALL		
	OTHER	11			11	AUTRE		
COMMODITY TOTAL		25			25		TOTAL DE MARCHANDISE	
ALE, BEER, STOUT, PORTER	DENMK	5			5	DANMK	ALE, BIERE, STOUT, PORTER	
	GER	5			5	ALL		
	OTHER		95		95	AUTRE		
COMMODITY TOTAL		10	95		105		TOTAL DE MARCHANDISE	
WINES	GER	2			2	ALL	VINS	
DIST. ALCOHOLIC BEV.	DENMK	2			2	DANMK	BOISS. ALCOOL. DIST.	
	GER		9		9	ALL		
	OTHER	1			1	AUTRE		
COMMODITY TOTAL		3	9		12		TOTAL DE MARCHANDISE	
RAW HIDES AND SKINS	GER		3		3	ALL	PEAUX ET CUIRS BRUT	
CRUDE ANIMAL PROD. NES	GER		3		3	ALL	PR. BRUTS ORIG. ANIM. NDA	
	NORV	1			1	NORV		
COMMODITY TOTAL		1	3		4		TOTAL DE MARCHANDISE	
CRUDE VEG. PROD. NES	OTHER	2			2	AUTRE	PR. BRUTS ORIG. VEG. NDA	
TEXTILE FIBRES NES	NORV	1			1	NORV	FIBRES TEXTILES NDA	
ALUMINA, BAUXITE ORES	U K	18 379			18 379	R U	MINERAIS ALUMINE, BAUX.	
	GREEK	17 376			17 376	GREQ		
	JAPAN	19 854			19 854	JAPON		
	OTHER	36 640			36 640	AUTRE		
COMMODITY TOTAL		92 249			92 249		TOTAL DE MARCHANDISE	
CLAY MATERIALS NES	OTHER		38		38	AUTRE	MATIERES ARGIL. NDA	
STONE, CRUDE NES	OTHER			118	118	AUTRE	PIERRE BRUTE NDA	
LEATHER	OTHER	165			165	AUTRE	CUIR	
RUBBER FAB. MATERIALS	DENMK		4		4	DANMK	DEMI-PROD. CAOUTCHOUC	
	GER		12		12	ALL		
	NORV	1			1	NORV		
COMMODITY TOTAL		1	16		17		TOTAL DE MARCHANDISE	
LUMBER AND TIMBER	GER	3			3	ALL	BOIS D'OEUVRE ET CHARP.	



TABLE 28. COMMODITIES UNLOADED FROM FOREIGN COUNTRIES BY COUNTRY OF ORIGIN, REGISTRY OF VESSEL AND CANADIAN REGION - 1977

TABLEAU 28. MARCHANDISES DECHARGEES EN PROVENANCE DE PAYS ETRANGERS SELON LE PAYS D'ORIGINE, L'IMMATRICULATION DU NAVIRE ET LA REGION DU CANADA - 1977

METRIC TONNES - TONNES METRIQUE

COUNTRY OF ORIGIN AND KIND OF CARGO	REGISTRY OF VESSEL	ATLANTIC ATLANTIQUE	GREAT LAKES GRANDS LACS	PACIFIC PACIFIQUE	TOTAL TOTAL	IMMATRIC. OU NAVIRE	PAYS D'ORIGINE ET MARCHANDISE
GERMANY WEST CONT.							ALLEMAGNE O. SUITE
COMMODITY TOTAL VENEER, PLYWOOD	OTHER	3		1	1	AUTRE	TOTAL DE MARCHANDISE PLACAGES, CONTRE-PLAQ.
	GER	12		1	12	ALL	
	NORW	3			3	NORV	
	SWEDN		25		25	SUEDE	TOTAL DE MARCHANDISE DEMI-PRODUITS EN BOIS
COMMODITY TOTAL WOOD FAB. MATERIALS	DENMK	15	25		40	DANMK	
	GER	2			2	ALL	
	OTHER	204	39		243	AUTRE	TOTAL DE MARCHANDISE PAPIER NDA
COMMODITY TOTAL PAPER NES	GER	227	39		266	ALL	
	OTHER	27			27	AUTRE	TOTAL DE MARCHANDISE CARTON
COMMODITY TOTAL PAPERBOARD	OTHER	31	62		91	AUTRE	PLAQ. CONSTR., PAP/CART.
	GER	29	48		49	ALL	
	NORW	1			1	NORV	
	OTHER	1			1	AUTRE	TOTAL DE MARCHANDISE CORDAGE, FICELLE, CORDE
COMMODITY TOTAL CORDAGE, TWINE, ROPE	DENMK	2	48	63	113	DANMK	
	GER	2		63	2	ALL	TOTAL DE MARCHANDISE TISSUS DE JUTE
	OTHER	3			3	AUTRE	OUVR. EN MAT. TEXT. NDA
COMMODITY TOTAL JUTE WOVEN FABRICS	OTHER	11	3		11	DANMK	
	DENMK	277	42		319	ALL	
	GER	15			15	NORV	
	NORW	1			1	SUEDE	
	SWEDN	531	107		638	AUTRE	TOTAL DE MARCHANDISE SELS METALLIQUES
	OTHER	835	149		984	ALL	
COMMODITY TOTAL METALLIC SALTS	GER	1			1	NORV	TOTAL DE MARCHANDISE PROD. CHIM. INORG. NDA
	NORW	1			1	ALL	
	OTHER	2			2	DANMK	
COMMODITY TOTAL INORGANIC CHEM. NES	DENMK	8	4		8	ALL	
	GER	31			35	NORV	
	NORW	19 836			19 836	LIBER	
	LIBER	43 871			43 871	AUTRE	TOTAL DE MARCHANDISE PROD. CHIM. ORGAN. NDA
	OTHER	58	6		64	ALL	
COMMODITY TOTAL ORGANIC CHEMICALS NES	DENMK	63 804	10		63 814	DANMK	
	GER	17	16		33	ALL	
	NORW	53	35		88	NORV	
	OTHER	5			5	AUTRE	TOTAL DE MARCHANDISE PROD. CHIM. AGRIC. NDA
COMMODITY TOTAL AGRICULTURAL CHEMICALS	GER	159	90		249	ALL	
	NORW	234	141		375	NORV	
	OTHER	3	2		5	AUTRE	TOTAL DE MARCHANDISE MAT. COLOR, PIG. PEINTURE
COMMODITY TOTAL PLASTIC MATERIALS	GER	4	2		6	DANMK	
	NORW	10	18		28	ALL	
	OTHER	3	2		2	NORV	
	LIBER	3	100		103	AUTRE	TOTAL DE MARCHANDISE PROD. CHIM. SPECIAUX NDA
COMMODITY TOTAL OYESTUFF, PIGMENT, PAINT	DENMK	13	120		133	ALL	
	GER	3			3	DANMK	
	NORW	24			24	ALL	
	OTHER	4			4	NORV	TOTAL DE MARCHANDISE HUILE, GRAISSE LUBRIF. COKE
COMMODITY TOTAL CHEM. SPECIALTIES NES	DENMK	31			31	DANMK	
	GER	2	2		2	ALL	
	OTHER	1	4		3	AUTRE	
COMMODITY TOTAL LUBRICATING OIL, GREASE	DENMK	24	6		28	DANMK	
	GREEK	27			33	GREQ	
	NORW	1			1	NORV	
	SWEDN	17 056			17 056	SUEDE	
	LIBER	22 899	3 790		22 899	LIBER	
	OTHER	10 442	6 871		10 442	AUTRE	TOTAL DE MARCHANDISE GOUDRON, BRAI DE BOUIL. FERRO-ALLIAGES
COMMODITY TOTAL COAL TAR, PITCH	NORW	15 243	10 661	5 896	22 114	NORV	
	GER	65 640			65 640	ALL	
	OTHER	4			4	AUTRE	TOTAL DE MARCHANDISE MOUL. PIECES FORGEES
COMMODITY TOTAL FERRO-ALLOYS	GER	290	66		290	ALL	
	SWEDN	4	48		48	SUEDE	
	OTHER	2 424	320		2 744	AUTRE	TOTAL DE MARCHANDISE MOUL. PIECES FORGEES
COMMODITY TOTAL CASTINGS, FORGINGS	GER	2 424	434		2 858	ALL	
	NORW	273	415		688	NORV	
	OTHER	4	5		5	AUTRE	TOTAL DE MARCHANDISE BARRES ET TIGES ACIER
COMMODITY TOTAL BARS AND RODS, STEEL	U K	273	424		697	R U	
	DENMK	2	2	409	409	DANMK	
	GER	84	213		297	ALL	
	NORW	6			6	NORV	
	OTHER	181	260	45	486	AUTRE	TOTAL DE MARCHANDISE TOLES, FEUILLES DACIER
COMMODITY TOTAL PLATE & SHEET STEEL	U K	273	475	410	1 108	R U	
	DENMK		62		62	DANMK	
	GER	411	119		530	ALL	
	NORW	28		56	84	NORV	

TABLE 2B. COMMODITIES UNLOADED FROM FOREIGN COUNTRIES BY COUNTRY OF ORIGIN, REGISTRY OF VESSEL AND CANADIAN REGION - 1977

TABLEAU 2B. MARCHANDISES DECHARGEES EN PROVENANCE DE PAYS ETRANGERS SELON LE PAYS D'ORIGINE, L'IMMATRICULATION DU NAVIRE ET LA REGION DU CANADA - 1977

METRIC TONNES - TONNES METRIQUE

COUNTRY OF ORIGIN AND KIND OF CARGO	REGISTRY OF VESSEL	ATLANTIC ATLANTIQUE	GREAT LAKES GRANOS LACS	PACIFIC PACIFIQUE	TOTAL TOTAL	IMMATIC. DU NAVIRE	PAYS D'ORIGINE ET MARCHANDISE
GERMANY WEST CONT.							ALLEMAGNE O. SUITE
	SWEDN	34	246		280	SUEDE	
	OTHER	156	222		378	AUTRE	
COMMODITY TOTAL		629	649		1 744		TOTAL DE MARCHANDISE
STRUCTURAL SHAPES	U K			410	410	R U	PROFILES DE CONSTRUCT.
	DENMK		78		78	DANMK	
	GER	146	210		356	ALL	
	SWEDN	48			48	SUEDE	
	OTHER	1 750	336		2 056	AUTRE	
COMMODITY TOTAL		1 944	594	410	2 948		TOTAL DE MARCHANDISE
RAILS & TRACK MATERIAL	GER		26		26	ALL	RAILS, MAT. VOIE FERREE
PIPES, TUBES: IRON, STEEL	DENMK	31			31	DANMK	TOYAUX, TUBES: FER, ACIER
	GER	521	204		725	ALL	
	NORW	122	10		132	NORV	
	SWEDN	18	54		72	SUEDE	
	OTHER	36	5	81	122	AUTRE	
COMMODITY TOTAL		728	273	81	1 082		TOTAL DE MARCHANDISE
WIRE	U K	1			1	R U	FIL METALLIQUE
	GER	152	10		162	ALL	
	OTHER			8	8	AUTRE	
COMMODITY TOTAL		153	10	8	171		TOTAL DE MARCHANDISE
ALUMINIUM	DENMK		3		3	DANMK	ALUMINIUM
	GER	1 221			1 221	ALL	
	GREEK	772			772	GREQQ	
COMMODITY TOTAL		1 993	3		1 996		TOTAL DE MARCHANDISE
COPPER AND ALLYS	DENMK		14		14	DANMK	CUIVRE ET ALLIAGES
	GER	49	289		338	ALL	
	NORW	7			7	NORV	
	SWEDN	44			44	SUEDE	
	OTHER		40		40	AUTRE	
COMMODITY TOTAL		100	343		443		TOTAL DE MARCHANDISE
NICKEL AND ALLOYS	DENMK		3		3	DANMK	NICKEL ET ALLIAGES
	GER	5	54		59	ALL	
	GREEK	2			2	GREQQ	
	NORW	24			24	NORV	
COMMODITY TOTAL		31	57		88		TOTAL DE MARCHANDISE
ZINC AND ALLOYS	GER	1 011			1 011	ALL	ZINC ET ALLIAGES
NON-FERROUS METALS NES	GER	87	7		94	ALL	METAUX NON-FERREUX NDA
	NORW	8			8	NORV	
	OTHER	76			76	AUTRE	
COMMODITY TOTAL		171	7		178		TOTAL DE MARCHANDISE
METAL FAB. BASIC PROD.	U K	31			31	R U	OUVR. DE BASE EN METAL
	DENMK	97	44		141	DANMK	
	GER	108	115		223	ALL	
	GREEK	7			7	GREQQ	
	NETH	7			7	P. BAS	
	NORW	29			29	NORV	
	OTHER	178	155	1	334	AUTRE	
COMMODITY TOTAL		457	314	1	772		TOTAL DE MARCHANDISE
BUILDING BRICK, CLAY	GER	4			4	ALL	BRIQ. A BATIR ARGILE
	OTHER	174			174	AUTRE	
COMMODITY TOTAL		178			178		TOTAL DE MARCHANDISE
BRICKS, TILES NES	GER		37		37	ALL	BRIQUES, TUILES NDA
	NORW	1			1	NORV	
COMMODITY TOTAL		1	37		38		TOTAL DE MARCHANDISE
GLASS BASIC PRODUCTS	DENMK	19	20		39	DANMK	OUVR. DE BASE EN VERRE
	GER	69	48		117	ALL	
	NORW	35	3		38	NORV	
	SWEDN	15			15	SUEDE	
	OTHER	1	101	36	138	AUTRE	
COMMODITY TOTAL		139	172	36	347		TOTAL DE MARCHANDISE
CEMENT	GER		30		30	ALL	CIMENT
NON-MET. MIN. BASIC PROD.	GER		21		21	ALL	PROD. MIN. NON-MET. BASE
	NORW	4			4	NORV	
	OTHER	391			391	AUTRE	
COMMODITY TOTAL		395	21		416		TOTAL DE MARCHANDISE
MISC. FABRICATED PROD.	DENMK	2	40		42	DANMK	OUVRAGES DIVERS
	GER	88	1		89	ALL	
	NORW		23		23	NORV	
	OTHER	388			388	AUTRE	
COMMODITY TOTAL		478	64		542		TOTAL DE MARCHANDISE
TRACTORS	U K	65			65	R U	TRACTEURS
	GER	93			93	ALL	
	NORW	256	65		321	NORV	
	SWEDN		48		48	SUEDE	
	OTHER	122	52	5	179	AUTRE	
COMMODITY TOTAL		536	165	5	706		TOTAL DE MARCHANDISE
MACHINERY NES	U K	47			47	R U	MACHINERIES NDA
	DENMK	603	273		876	DANMK	
	GER	1 260	2 231	719	4 210	ALL	
	GREEK	7			7	GREQQ	
	NORW	508	47		555	NORV	
	SWEDN	533	463	7	1 003	SUEDE	
	OTHER	6 153	2 373	273	8 799	AUTRE	
COMMODITY TOTAL		9 111	5 387	999	15 497		TOTAL DE MARCHANDISE
RAILWAY ROLLING STOCK	GER		234		234	ALL	MAT. ROLL. FER. CR. DE FER
	SWEDN	35			35	SUEDE	

TABLE 28. COMMODITIES UNLOADED FROM FOREIGN COUNTRIES BY COUNTRY OF ORIGIN, REGISTRY OF VESSEL AND CANADIAN REGION - 1977

TABLEAU 28. MARCHANDISES DECHARGEES EN PROVENANCE DE PAYS ETRANGERS SELON LE PAYS D'ORIGINE, L'IMMATRICULATION DU NAVIRE ET LA REGION DU CANADA - 1977

COUNTRY OF ORIGIN AND KIND OF CARGO	REGISTRY OF VESSEL	METRIC TONNES - TONNES METRIQUE			TOTAL TOTAL	IMMATRIC. DU NAVIRE	PAYS D'ORIGINE ET MARCHANDISE
		ATLANTIC ATLANTIQUE	GREAT LAKES GRANDS LACS	PACIFIC PACIFIQUE			
GERMANY WEST CONT. COMMODITY TOTAL		35	234		269		ALLEMAGNE O. SUITE
PASS.AUTOS AND CHASSIS	U K	2 136			2 136	R U	TOTAL DE MARCHANDISE
	GER	981			981	ALL	VOITURES PART.,CHASSIS
	GREEK	238			238	GRECO	
	NETH	312			312	P. BAS	
	NORW	10 352	703		11 055	NORV	
	SWEDN	4 296	538	2 097	6 931	SUEDE	
	LIBER	3 966			3 966	LIBER	
	JAPAN	1 126			1 126	JAPON	
	PANAM	2 379			2 379	PANAM	
	OTHER	1 429	175	138	1 742	AUTRE	
COMMODITY TOTAL		27 215	1 416	2 235	30 866		TOTAL DE MARCHANDISE
BUSES AND CHASSIS	OTHER	52			52	AUTRE	AUTOBUS ET CHASSIS
MOTOR VEHICLE ENGINES	GER	279			279	ALL	MOTEURS DE VEH.AUTOM.
	NORW	20			20	NORV	
	SWEDN	284	3		287	SUEDE	
	OTHER	31	66		97	AUTRE	
COMMODITY TOTAL		614	69		683		TOTAL DE MARCHANDISE
ROAD MOTOR VEH. NES	GER	52			52	ALL	VEH.AUTOM.ROUTIERS NDA
	SWEDN	142	156		298	SUEDE	
	OTHER	182	5		187	AUTRE	
COMMODITY TOTAL		376	161		537		TOTAL DE MARCHANDISE
SHIPS,AIRCRAFT,MIS.VEH	GER	697	6		703	ALL	NAVIRES,AVIONS,VEH.DIV
	NORW	25			25	NORV	
	SWEDN	16			16	SUEDE	
COMMODITY TOTAL		738	6		744		TOTAL DE MARCHANDISE
RUBBER TIRES AND TUBES	DENMK		31		31	DANMK	PNEUS, CHAMBRES A AIR
	GER	8	19		27	ALL	
	NORW	1			1	NORV	
	OTHER		1		1	AUTRE	
COMMODITY TOTAL		9	51		60		TOTAL DE MARCHANDISE
EQUIPMENT MISC.	U &	15			15	R U	MATERIEL DIVERS
	DENMK	63	11		74	DANMK	
	GER	864	21		885	ALL	
	NETH	340			340	P. BAS	
	NORW	69	44	34	147	NORV	
	SWEDN	94			94	SUEDE	
	OTHER	2 284	66	239	2 589	AUTRE	
COMMODITY TOTAL		3 729	142	273	4 144		TOTAL DE MARCHANDISE
PERSONAL,HOUSEHOLD GOODS	U K	20			20	R U	ART.PERS.ET MENAGERS
	DENMK	24			24	DANMK	
	GER	150	1 136		1 286	ALL	
	NETH	250			250	P. BAS	
	NORW	3			3	NORV	
	SWEDN	86			86	SUEDE	
	OTHER	25	37	4	66	AUTRE	
COMMODITY TOTAL		558	1 173	4	1 735		TOTAL DE MARCHANDISE
FIREARMS,AMMUNITION	GER	1 930			1 930	ALL	ARMES A FEU,MUNITIONS
	NORW	28			28	NORV	
	CAN	44			44	CAN	
	OTHER		3		3	AUTRE	
COMMODITY TOTAL		2 002	3		2 005		TOTAL DE MARCHANDISE
CONTAINERS,CLOSURES	DENMK	3			3	DANMK	CONTENEURS,FERMETURES
	GER	3			3	ALL	
	SWEDN		42		42	SUEDE	
COMMODITY TOTAL		6	42		48		TOTAL DE MARCHANDISE
MISC. END PRODUCTS NES	DENMK	5	5		10	DANMK	PRODUITS FINIS DIV.NDA
	GER	8	74		82	ALL	
	NORW	6			6	NORV	
	OTHER	56	8		64	AUTRE	
COMMODITY TOTAL		75	87		162		TOTAL DE MARCHANDISE
GENERAL CARGO	U K	57			57	R U	MARCHANDISES DIVERSES
	DENMK	17	59	63	120	DANMK	
	GER	411	195		606	ALL	
	NETH	81			81	P. BAS	
	NORW	233	17		250	NORV	
	SWEDN	830	182		1 012	SUEDE	
	OTHER	137	21		158	AUTRE	
COMMODITY TOTAL		1 766	474	63	2 303		TOTAL DE MARCHANDISE
CONTAINERIZED FREIGHT	U K	8 147		1 247	9 394	R U	FRET CONTENEURESE
	DENMK	333	949	1 550	2 832	DANMK	
	GER	8 285	3 952	3 780	16 017	ALL	
	GREEK	1 221	1 031	2 508	4 760	GRECO	
	NETH	1 990			1 990	P. BAS	
	NORW	604	218		822	NORV	
	SWEDN	6 568	1 351	3 928	11 847	SUEDE	
	LIBER			286	286	LIBER	
	PANAM			1 179	1 179	PANAM	
	OTHER	2 610	389	536	3 535	AUTRE	
COMMODITY TOTAL		29 758	7 890	15 014	52 662		TOTAL DE MARCHANDISE
COUNTRY/REGION TOTAL		311 803*	32 877*	26 127*	370 807*		TOTAL DE PAYS/REGION
GREECE							GRECE
ALUMINA,BAUXITE DRES	GREEK	25 535			25 535	GRECO	MINERAIS ALUMINE,BAUX.



TABLE 28. COMMODITIES UNLOADED FROM FOREIGN COUNTRIES BY COUNTRY OF ORIGIN, REGISTRY OF VESSEL AND CANADIAN REGION - 1977

TABLEAU 28. MARCHANDISES DECHARGEES EN PROVENANCE DE PAYS ETRANGERS SELON LE PAYS D'ORIGINE, L'IMMATRICULATION DU NAVIRE ET LA REGION DU CANADA - 1977

METRIC TONNES - TONNES METRIQUE

COUNTRY OF ORIGIN AND KIND OF CARGO	REGISTRY OF VESSEL	ATLANTIC ATLANTIQUE	GREAT LAKES GRANDS LACS	PACIFIC PACIFIQUE	TOTAL TOTAL	IMMATIC. DU NAVIRE	PAYS D'ORIGINE ET MARCHANDISE
<b>GREECE CONT.</b>							
COMMODITY TOTAL	JAPAN	6 250			6 250	JAPON	GREECE SUITE
BENTONITE	U K	31 785			31 785	R U	TOTAL DE MARCHANDISE BENTONITE
	GREEK	22 346			22 346	GRECQ	
	LIBER	41 394			41 394	LIBER	
	PANAM	16 088			16 088	PANAM	
	CAN	18 416			18 416	CAN	
	OTHER	24 682			24 682	AUTRE	
COMMODITY TOTAL		20 320			20 320		TOTAL DE MARCHANDISE MIN.NON-MET. BRUTS NDA FERRO-ALLIAGES
CRUDE NON-MET. MIN. NES	ITALY	143 246			143 246	ITAL	
FERRO-ALLOYS	GREEK	16 918			16 918	GRECQ	
	JAPAN	4 999			4 999	JAPON	
COMMODITY TOTAL		4 237			4 237		TOTAL DE MARCHANDISE FRET CONTENEURESE
CONTAINERIZED FREIGHT	GER	9 236			9 236	ALL	
	LIBER	3 519			3 519	LIBER	
	OTHER	3 123			3 123	AUTRE	
COMMODITY TOTAL		3 828			3 828		TOTAL DE MARCHANDISE
COUNTRY/REGION TOTAL		10 470			10 470		TOTAL DE PAYS/REGION
<b>ICELAND</b>							
MISC. END PRODUCTS NES	OTHER	9			9	AUTRE	ISLANDE PRODUITS FINIS DIV. NDA
COUNTRY/REGION TOTAL		9*	*	*	9*		TOTAL DE PAYS/REGION
<b>IRELAND</b>							
METALLIC SALTS	GREEK		1 520		1 520	GRECQ	IRLANDE SELS METALLIQUES
ORGANIC CHEMICALS NES	OTHER	697	6 369		7 066	AUTRE	PROD. CHIM. ORGAN. NDA
BRICKS, TILES NES	OTHER		1 287		1 287	AUTRE	BRQUES, TILES NDA
CEMENT BASIC PROD.	OTHER		640		640	AUTRE	OUV. DE BASE CIMENT
CONTAINERIZED FREIGHT	U K	54			54	R U	FRET CONTENEURESE
COUNTRY/REGION TOTAL		751*	9 816*	*	10 567*		TOTAL DE PAYS/REGION
<b>ITALY</b>							
FISH, FRESH OR FROZEN	OTHER			8	8	AUTRE	ITALIE POISSON, FRAIS OU CONG.
SHELL FISH, NES	OTHER	20			20	AUTRE	MOLLUSQUES CRUST., NDA
CHEESE	ITALY			40	40	ITAL	FROMAGE
	OTHER	17	15	1 767	1 799	AUTRE	
COMMODITY TOTAL		17	15	1 807	1 839		TOTAL DE MARCHANDISE SEMOULE, FARINE DE MAIS
CORN MEAL AND FLOUR	OTHER	3			3	AUTRE	CEREALES MOULUES, NDA
CEREALS MILLED, NES	OTHER	3			3	AUTRE	PATES ALIM. PROD. CEREAL
MACARONI, CEREAL PROD.	ITALY			34	34	ITAL	
	OTHER		37		37	AUTRE	
COMMODITY TOTAL			37		37		TOTAL DE MARCHANDISE FRUITS, BAIES FRAIS
FRESH FRUITS, BERRIES	OTHER	10	16		26	AUTRE	JUS DE FRUIT
FRUIT JUICES	ITALY			5	5	ITAL	
	SWEDN	3 065			3 065	SUEDE	
	U S A		10		10	E-U	
COMMODITY TOTAL		3 065	10	5	3 080		TOTAL DE MARCHANDISE CONS. FRUITS NON BOITE
FRUIT, PRES. NOT CANNED	JAPAN			1	1	JAPON	
	OTHER		100		100	AUTRE	
COMMODITY TOTAL			100		101		TOTAL DE MARCHANDISE FRUITS PREP. EN BOITE
FRUITS, PREP. CANNED	ITALY			2	2	ITAL	NOIX, SAUF DLEAG. NDA
NUTS, EXC. OIL NUTS NES	ITALY			1	1	ITAL	
	OTHER	30		3	33	AUTRE	
COMMODITY TOTAL		30		4	34		TOTAL DE MARCHANDISE LEGUMES, FRAIS
VEGETABLES, FRESH	OTHER		10		10	AUTRE	LEGUMES, SECS
VEGETABLES, DRIED	OTHER		6		6	AUTRE	PREP. DE LEGUMES NDA
VEGETABLE PREP. NES	ITALY			57	57	ITAL	
	OTHER		4		4	AUTRE	
COMMODITY TOTAL			4	57	61		TOTAL DE MARCHANDISE PREP. A BASE DE SUCRE
SUGAR PREPARATIONS	OTHER	2	5		7	AUTRE	CACAO ET CHOCOLAT
COCOA AND CHOCOLATE	ITALY			1	1	ITAL	VINAIGRE
VINEGAR	ITALY			1	1	ITAL	DIV. PREP. ALIM. NDA
MISC. FOOD PREP. NES	ITALY			2	2	ITAL	
	OTHER	10	159		169	AUTRE	
COMMODITY TOTAL		10	159	2	171		TOTAL DE MARCHANDISE BOISSONS NON-ALCOOLIQ.
NON-ALCOHOLIC BEVERAGE	OTHER	13	15		28	AUTRE	VINS
WINES	ITALY			173	173	ITAL	
	U S A	179			179	E-U	
	OTHER	10	1 135	5	1 150	AUTRE	
COMMODITY TOTAL		189	1 135	178	1 502		TOTAL DE MARCHANDISE BOISS. ALCOOL. OIST.
DIST. ALCOHOLIC BEV.	ITALY			139	139	ITAL	
	JAPAN			3	3	JAPON	
	U S A	291			291	E-U	
	OTHER	10	311	21	342	AUTRE	
COMMODITY TOTAL		301	311	163	775		TOTAL DE MARCHANDISE MINERAIS ET CONC. NDA
ORES AND CONC. NES	GER	2 087			2 087	ALL	
STONE, CRUDE NES	ITALY				24	ITAL	
	JAPAN				2	JAPON	
	U S A	19			19	E-U	
	OTHER	9	140		149	AUTRE	
COMMODITY TOTAL		28	140	26	194		TOTAL DE MARCHANDISE

TABLE 28. COMMODITIES UNLOADED FROM FOREIGN COUNTRIES BY COUNTRY OF ORIGIN, REGISTRY OF VESSEL AND CANADIAN REGION - 1977

TABLEAU 28. MARCHANDISES DECHARGEES EN PROVENANCE DE PAYS ETRANGERS SELON LE PAYS D'ORIGINE, L'IMMATICULATION DU NAVIRE ET LA REGION DU CANADA - 1977

METRIC TONNES - TONNES METRIQUE

COUNTRY OF ORIGIN AND KIND OF CARGO	REGISTRY OF VESSEL	ATLANTIC ATLANTIQUE	GREAT LAKES GRANDS LACS	PACIFIC PACIFIQUE	TOTAL TOTAL	IMMATIC. DU NAVIRE	PAYS D'ORIGINE ET MARCHANDISE
<b>ITALY</b>	<b>CONT.</b>						<b>ITALIE</b>
CRUDE NON-MET. MIN. NES	OTHER	12			12	AUTRE	MIN. NON-MET. BRUTS NDA
LEATHER	OTHER	1			1	AUTRE	CUIR
RUBBER FAB. MATERIALS	ITALY			3	3	ITAL	DEMI-PROD. CAOUTCHOUC
	U S A	3			3	E-U	
<b>COMMODITY TOTAL</b>		3		3	6		<b>TOTAL DE MARCHANDISE</b>
VENEER, PLYWOOD	U S A	1			1	E-U	PLACAGES, CONTRE-PLAQ.
WOOD FAB. MATERIALS	OTHER	2	3		5	AUTRE	DEMI-PRODUITS EN BOIS
PAPER NES	OTHER	9	2		11	AUTRE	PAPIER NDA
TEXTILE FAB. MTL NES	ITALY			4	4	ITAL	OUVR. EN MAT. TEXT. NDA
	U S A	17	2		19	E-U	
	OTHER	21	11		32	AUTRE	
<b>COMMODITY TOTAL</b>		38	13	4	55		<b>TOTAL DE MARCHANDISE</b>
VEG. OILS, FATS NES	ITALY			8	8	ITAL	HUIL. MAT. GRAS. VEG. NDA
	JAPAN			2	2	JAPON	
	OTHER	2			2	AUTRE	
<b>COMMODITY TOTAL</b>		2		10	12		<b>TOTAL DE MARCHANDISE</b>
OILS, FATS, WAXES NES	OTHER	1			1	AUTRE	HUIL. MAT. GRAS. CIRE NDA
INORGANIC CHEMS. NES	ITALY			5	5	ITAL	PROD. CHIM. INORG. NDA
	OTHER	4	18		22	AUTRE	
<b>COMMODITY TOTAL</b>		4	18	5	27		<b>TOTAL DE MARCHANDISE</b>
ORGANIC CHEMICALS NES	OTHER	3	5		8	AUTRE	PROD. CHIM. ORGAN. NDA
AGRICULTURAL CHEMICALS	ITALY			15	15	ITAL	PROD. CHIM. AGRICOLES
PLASTIC MATERIALS	ITALY			3	3	ITAL	MATIERES PLASTIQUES
	OTHER	5	5		10	AUTRE	
<b>COMMODITY TOTAL</b>		5	5	3	13		<b>TOTAL DE MARCHANDISE</b>
DYESTUFF, PIGMENT, PAINT	OTHER	1			1	AUTRE	MAT. COLOR. PIG. PEINTURE
CHEM. SPECIALTIES NES	U S A	88			88	E-U	PROD. CHIM. SPECIAUX NDA
	OTHER	4			4	AUTRE	
<b>COMMODITY TOTAL</b>		92			92		<b>TOTAL DE MARCHANDISE</b>
COKE	OTHER	5 918			5 918	AUTRE	COKE
PRIMARY IRON, STEEL NES	OTHER	18			18	AUTRE	FERR. ACIER PRIMAIRE NDA
CASTINGS, FORGINGS	ITALY			14	14	ITAL	MOUL. PIECES FORGES
	OTHER	41			41	AUTRE	
<b>COMMODITY TOTAL</b>		41		14	55		<b>TOTAL DE MARCHANDISE</b>
BARBS AND RODS, STEEL	GREEK		788		788	GRECQ	BARRES ET TIGES ACIER
	ITALY		3 274		3 274	ITAL	
	LIBER		367		367	LIBER	
	PANAM		672		672	PANAM	
<b>COMMODITY TOTAL</b>			5 101		5 101		<b>TOTAL DE MARCHANDISE</b>
PLATE & SHEET STEEL	GREEK		4 466		4 466	GRECQ	TOLES, FEUILLES DACIER
	ITALY		5 447	2 634	9 038	ITAL	
	NORV	957	4 602		4 602	NORV	
	LIBER	738	366	83	1 187	LIBER	
	PANAM		1 608		1 608	PANAM	
	OTHER	65	3 569	36	3 670	AUTRE	
<b>COMMODITY TOTAL</b>		1 760	20 058	2 753	24 571		<b>TOTAL DE MARCHANDISE</b>
STRUCTURAL SHAPES	ITALY		278	3	281	ITAL	PROFILES DE CONSTRUCT.
	LIBER		366		366	LIBER	
	PANAM		672		672	PANAM	
	OTHER	2	33	3	38	AUTRE	
<b>COMMODITY TOTAL</b>		2	1 349	6	1 357		<b>TOTAL DE MARCHANDISE</b>
PIPES, TUBES: IRON, STEEL	OTHER		23		23	AUTRE	TUYAUX, TUBES: FER, ACIER
WIRE	ITALY			4	4	ITAL	FIL METALLIQUE
ALUMINUM	OTHER	10	8		18	AUTRE	ALUMINIUM
COPPER AND ALLCYS	ITALY			1	1	ITAL	CUIVRE ET ALLIAGES
NON-FERROUS METALS NES	OTHER	5			5	AUTRE	METEAUX NON-FERREUX NDA
METAL FAB. BASIC PROD.	ITALY			41	41	ITAL	OUVR. DE BASE EN METAL
	U S A		3		3	E-U	
	OTHER	209	69	5	283	AUTRE	
<b>COMMODITY TOTAL</b>		209	72	46	327		<b>TOTAL DE MARCHANDISE</b>
BRICKS, TILES NES	ITALY			21	21	ITAL	BRIQUES, TUILES NDA
	U S A	18			18	E-U	
	OTHER	15	10		25	AUTRE	
<b>COMMODITY TOTAL</b>		33	10	21	64		<b>TOTAL DE MARCHANDISE</b>
GLASS BASIC PRODUCTS	ITALY			2	2	ITAL	OUVR. DE BASE EN VERRE
	U S A	16			16	E-U	
<b>COMMODITY TOTAL</b>		16		2	18		<b>TOTAL DE MARCHANDISE</b>
NON-MET. MIN. BASIC PROD	ITALY			12	12	ITAL	PROD. MIN. NON-MET. BASE
	U S A	17			17	E-U	
	OTHER	4	35	13	52	AUTRE	
<b>COMMODITY TOTAL</b>		21	35	25	81		<b>TOTAL DE MARCHANDISE</b>
MISC. FABRICATED PROD.	ITALY			116	116	ITAL	OUVRAGES DIVERS
	LIBER			2	2	LIBER	
	OTHER	117	19		136	AUTRE	
<b>COMMODITY TOTAL</b>		117	19	118	254		<b>TOTAL DE MARCHANDISE</b>
TRACTORS	ITALY			113	113	ITAL	TRACTEURS
	LIBER			7	7	LIBER	
	U S A	106			106	E-U	
	OTHER	289	10	2 615	2 914	AUTRE	
<b>COMMODITY TOTAL</b>		395	10	2 735	3 140		<b>TOTAL DE MARCHANDISE</b>
MACHINERY NES	ITALY			61	61	ITAL	MACHINES NDA
	LIBER			5	5	LIBER	
	JAPAN			1	1	JAPON	
	U S A	53	6		59	E-U	
	OTHER	1 798	232	11 648	13 678	AUTRE	
<b>COMMODITY TOTAL</b>		1 851	238	11 715	13 804		<b>TOTAL DE MARCHANDISE</b>

TABLE 28. COMMODITIES UNLOADED FROM FOREIGN COUNTRIES BY COUNTRY OF ORIGIN, REGISTRY OF VESSEL AND CANADIAN REGION - 1977

TABLEAU 28. MARCHANDISES DECHARGEES EN PROVENANCE DE PAYS ETRANGERS SELON LE PAYS D'ORIGINE, L'IMMATICULATION DU NAVIRE ET LA REGION DU CANADA - 1977

METRIC TONNES - TONNES METRIQUE

COUNTRY OF ORIGIN AND KIND OF CARGO	REGISTRY OF VESSEL	ATLANTIC ATLANTIQUE	GREAT LAKES GRANDS LACS	PACIFIC PACIFIQUE	TOTAL TOTAL	INMATIC. DU NAVIRE	PAYS D'ORIGINE ET MARCHANDISE
<b>ITALY</b>							
RAILWAY ROLLING STOCK	U S A	18			18	E-U	ITALIE
PASS. AUTOS AND CHASSIS	LIBER			2	2	ITAL	MAT. ROUL. DE CH. DE FER
	OTHER			3	3	LIBER	VDITYPES PART., CHASSIS
<b>COMMODITY TOTAL</b>					<b>4</b>	<b>AUTRE</b>	
BUSES AND CHASSIS	OTHER	2	2	5	9		<b>TOTAL DE MARCHANDISE</b>
TRUCKS AND CHASSIS	U S A	13			13	AUTRE	AUTOBUS ET CHASSIS
MOTOR VEHICLE ENGINES	ITALY			9	9	ITAL	CAMIONS ET CHASSIS
	LIBER			9	9	LIBER	MOTEURS DE VEH. AUTOM.
	JAPAN			9	9	JAPAN	
	U S A	63	5		68	E-U	
	OTHER	16	4	54	74	AUTRE	
<b>COMMODITY TOTAL</b>		<b>79</b>	<b>9</b>	<b>81</b>	<b>169</b>		<b>TOTAL DE MARCHANDISE</b>
ROAD MOTOR VEH. NES	U S A		36		36	E-U	VEH. AUTOM. ROUTIERS NDA
RUBBER TIRES AND TUBES	ITALY			18	18	ITAL	PNEUS, CHAMBRES A AIR
	LIBER			5	5	LIBER	
<b>COMMODITY TOTAL</b>				<b>23</b>	<b>23</b>		<b>TOTAL DE MARCHANDISE</b>
EQUIPMENT MISC.	ITALY			243	243	ITAL	MATERIEL DIVERS
	LIBER			31	31	LIBER	
	JAPAN			31	31	JAPAN	
	U S A	272	101		373	E-U	
	OTHER	432	291	1 459	2 182	AUTRE	
<b>COMMODITY TOTAL</b>		<b>704</b>	<b>392</b>	<b>1 764</b>	<b>2 860</b>		<b>TOTAL DE MARCHANDISE</b>
PERSONAL, HOUSEHOLD GOODS	ITALY			39	39	ITAL	ART. PERS. ET MENAGERS
	LIBER			1	1	LIBER	
	U S A	154	13		167	E-U	
	OTHER	224	219	879	1 322	AUTRE	
<b>COMMODITY TOTAL</b>		<b>378</b>	<b>232</b>	<b>919</b>	<b>1 529</b>		<b>TOTAL DE MARCHANDISE</b>
FIREARMS, AMMUNITION	ITALY			1	1	ITAL	ARMES A FEU, MUNITIONS
CONTAINERS, CLOSURES	ITALY			2	2	ITAL	CONTENEURS, FERMETURES
	SWEDN	6			6	SUEDE	
<b>COMMODITY TOTAL</b>		<b>6</b>		<b>2</b>	<b>8</b>		<b>TOTAL DE MARCHANDISE</b>
MISC. END PRODUCTS NES	ITALY			1	1	ITAL	PRODUITS FINIS DIV. NDA
	SWEDN	2			2	SUEDE	
	U S A	6	31		37	E-U	
	OTHER	23		150	173	AUTRE	
<b>COMMODITY TOTAL</b>		<b>31</b>	<b>31</b>	<b>151</b>	<b>213</b>		<b>TOTAL DE MARCHANDISE</b>
GENERAL CARGO	ITALY			8	8	ITAL	MARCHANDISES DIVERSES
	JAPAN			4	4	JAPAN	
	U S A	1	15		16	E-U	
	OTHER	2	21		23	AUTRE	
<b>COMMODITY TOTAL</b>		<b>3</b>	<b>36</b>	<b>12</b>	<b>51</b>		<b>TOTAL DE MARCHANDISE</b>
CONTAINERIZED FREIGHT	GER	15 515			15 515	ALL	FRET CONTENEURESE
	ITALY	50 023		5 861	55 884	ITAL	
	LIBER	11 441		330	11 771	LIBER	
	JAPAN			761	761	JAPAN	
	PANAM	16 328			16 328	PANAM	
	U S A	544	2 070		2 614	E-U	
	OTHER	64 437	2 358	3 686	70 481	AUTRE	
<b>COMMODITY TOTAL</b>		<b>158 288</b>	<b>4 428</b>	<b>10 638</b>	<b>173 354</b>		<b>TOTAL DE MARCHANDISE</b>
<b>COUNTRY/REGION TOTAL</b>		<b>175 872*</b>	<b>34 098*</b>	<b>33 365*</b>	<b>243 335*</b>		<b>TOTAL DE PAYS/REGION</b>
<b>NETHERLANDS</b>							
LIVE ANIMALS, NES	SWEDN		1		1	SUEDE	PAYS-BAS
CHEESE	GER	3	12		15	ALL	ANIMAUX VIVANTS, NDA
VEGETABLES, DRIED	GER	3			3	ALL	FROMAGE
SPICES	GER	6	2		8	ALL	LEGUMES, SECS
MISC. FOOD PREP. NES	GER	14			14	ALL	EPICES
	SWEDN	5			5	SUEDE	OV. PREP. ALIM. NDA
<b>COMMODITY TOTAL</b>		<b>19</b>			<b>19</b>		<b>TOTAL DE MARCHANDISE</b>
WINES	GER	4			4	ALL	VINS
DIST. ALCOHOLIC BEV.	SWEDN	60			60	SUEDE	BOISS. ALCOOL. DIST.
OIL SEEDS, NUTS NES	GER	1			1	ALL	GRAINES, NOIX OLEAG. NDA
NURSERY, GREENHOUSE STOCK	NETH	5			5	P. BAS	PROD. PEPINIERE, SERRE
	NORW	1			1	NORV	
	SWEDN	12	13		25	SUEDE	
<b>COMMODITY TOTAL</b>		<b>18</b>	<b>13</b>		<b>31</b>		<b>TOTAL DE MARCHANDISE</b>
DRES AND CONC. NES	DENMK	402			402	DANMK	MINERAIS ET CONC. NDA
	OTHER	3 538			3 538	AUTRE	
<b>COMMODITY TOTAL</b>		<b>3 940</b>			<b>3 940</b>		<b>TOTAL DE MARCHANDISE</b>
VEG. OILS, FATS NES	NORW		455		455	NORV	HUIL. MAT. GRAS. VEG. NDA
	LIBER	591			591	LIBER	
<b>COMMODITY TOTAL</b>		<b>591</b>	<b>455</b>		<b>1 046</b>		<b>TOTAL DE MARCHANDISE</b>
INORGANIC CHEMS. NES	GER	14			14	ALL	PROD. CHIM. INORG. NDA
	NORW	20 000			20 000	NORV	
	LIBER		10 496		10 496	LIBER	
<b>COMMODITY TOTAL</b>		<b>20 014</b>	<b>10 496</b>		<b>30 510</b>		<b>TOTAL DE MARCHANDISE</b>
GLYCOL	NORW	525			525	NORV	GLYCOL
	LIBER	599			599	LIBER	
	OTHER	2 560			2 560	AUTRE	
<b>COMMODITY TOTAL</b>		<b>3 684</b>			<b>3 684</b>		<b>TOTAL DE MARCHANDISE</b>
ORGANIC CHEMICALS NES	NORW	8 356	2 906		11 262	NORV	PROD. CHIM. ORGAN. NDA
	LIBER	20 218	2 527		22 745	LIBER	
	OTHER	1 500			1 500	AUTRE	
<b>COMMODITY TOTAL</b>		<b>30 074</b>	<b>5 433</b>		<b>35 507</b>		<b>TOTAL DE MARCHANDISE</b>



TABLE 2B. COMMODITIES UNLOADED FROM FOREIGN COUNTRIES BY COUNTRY OF ORIGIN, REGISTRY OF VESSEL AND CANADIAN REGION - 1977

TABLEAU 2B. MARCHANDISES DECHARGEES EN PROVENANCE DE PAYS ETRANGERS SELON LE PAYS D'ORIGINE, L'IMMATRICULATION OU NAVIRE ET LA REGION DU CANADA - 1977

COUNTRY OF ORIGIN AND KIND OF CARGO	REGISTRY OF VESSEL	METRIC TONNES - TONNES METRIQUE				TOTAL TOTAL	IMMATIC. DU NAVIRE	PAYS D'ORIGINE ET MARCHANDISE
		ATLANTIC ATLANTIQUE	GREAT LAKES GRANDS LACS	PACIFIC PACIFIQUE	TOTAL			
NETHERLANDS CONT. CHEM. SPECIALTIES NES	GER NORW		5 703		5 703	ALL NORV	PAYS-BAS PROD. CHIM. SPECIAUX NOA	
COMMODITY TOTAL			708		708		TOTAL DE MARCHANDISE	
LUBRICATING OIL, GREASE	LIBER		10 504		10 504	LIBER	HUILE, GRAISSE, LUBRIF.	
PETROL. CAL. PROD. NES	GER	1			1	ALL	DERIVE PETR. CHAB. NOA	
FERRO-ALLOYS	OTHER		3 319		3 319	AUTRE	FERRO-ALLIAGES	
PRIMARY IRON, STEEL NES	OTHER	30			30	AUTRE	FER. ACIER PRIMAIR. NOA	
BARS AND RODS, STEEL	U K			363	363	R U	BARRES ET TIGES ACIER	
	GER	44	27		71	ALL		
	SWEDN	29	143		172	SUEDE		
COMMODITY TOTAL		73	170	363	606		TOTAL DE MARCHANDISE	
PLATE & SHEET STEEL	U K			2 641	2 641	R U	TOLES, FEUILLES D'ACIER	
	GREEK	340			340	GRECQ		
	SWEDN	36			36	SUEDE		
COMMODITY TOTAL		376		2 641	3 017		TOTAL DE MARCHANDISE	
STRUCTURAL SHAPES	GER	91			91	ALL	PROFILES DE CONSTRUCT.	
	SWEDN	62			62	SUEDE		
COMMODITY TOTAL		153			153		TOTAL DE MARCHANDISE	
PIPES, TUBES: IRON, STEEL	U K			301	301	R U	TUYAUX, TUBES: FER, ACIER	
	GER	477	109		586	ALL		
	SWEDN	54			54	SUEDE		
COMMODITY TOTAL		531	109	301	941		TOTAL DE MARCHANDISE	
WIPE	GER	12			12	ALL	FIL METALLIQUE	
	GREEK	400			400	GRECQ		
COMMODITY TOTAL		412			412		TOTAL DE MARCHANDISE	
ALUMINUM	GER	515	28		543	ALL	ALUMINIUM	
COPPER AND ALLOYS	GER	1 569			1 569	ALL	CUVRE ET ALLIAGES	
NICKEL AND ALLOYS	GER		5		5	ALL	NICKEL ET ALLIAGES	
METAL FAB. BASIC PROD.	DENMK	17			17	DANMK	OUVR. DE BASE EN METAL	
	GER	266	12		278	ALL		
	SWEDN	5			5	SUEDE		
COMMODITY TOTAL		288	12		300		TOTAL DE MARCHANDISE	
MISC. FABRICATED PROD. TRACTORS	GER	1			1	ALL	COUVRAGES DIVERS	
	NETH	4			4	P. BAS	TRACTEURS	
	SWEDN	690	73		763	SUEDE		
	OTHER	519			519	AUTRE		
COMMODITY TOTAL		1 213	73		1 286		TOTAL DE MARCHANDISE	
MACHINERY NES	U K		427	127	554	R U	MACHINES NOA	
	DENMK	52			52	DANMK		
	GER	151	199		350	ALL		
	NETH	300			300	P. BAS		
	NORW	57	5		62	NORV		
	SWEDN	977	49		1 026	SUEDE		
	OTHER	433	12		445	AUTRE		
COMMODITY TOTAL		1 970	692	127	2 789		TOTAL DE MARCHANDISE	
PASS. AUTOS AND CHASSIS	U K	337			337	R U	VOITURES PART., CHASSIS	
	SWEDN	74	17		91	SUEDE		
	OTHER	130	10		140	AUTRE		
COMMODITY TOTAL		541	27		568		TOTAL DE MARCHANDISE	
BUSES AND CHASSIS	NORV	5			5	NORV	AUTOBUS ET CHASSIS	
MOTOR VEHICLE ENGINES	NETH	1			1	P. BAS	MOTEURS DE VEH. AUTOM.	
	SWEDN	11	3		14	SUEDE		
	OTHER	4			4	AUTRE		
COMMODITY TOTAL		16	3		19		TOTAL DE MARCHANDISE	
ROAD MOTOR VEH. NES	SWEDN	18			18	SUEDE	VEH. AUTOM. ROUTIERS NOA	
	OTHER	23	13		36	AUTRE		
COMMODITY TOTAL		41	13		54		TOTAL DE MARCHANDISE	
SHIPS, AIRCRAFT, MIS. VEH	GREEK	1			1	GRECQ	NAVIRES, AVIONS, VEH. DIV	
	NETH	34			34	P. BAS		
	LIBER	60			60	LIBER		
COMMODITY TOTAL		95			95		TOTAL DE MARCHANDISE	
EQUIPMENT MISC.	GER	1			1	ALL	MATERIEL DIVERS	
	SWEDN	170			170	SUEDE		
COMMODITY TOTAL		171			171		TOTAL DE MARCHANDISE	
PERSONAL, HOUSEHOLD GOODS	GER	2			2	ALL	ART. PERS. ET MENAGERS	
	NORW	1			1	NORV		
	SWEDN		1		1	SUEDE		
	PANAM	3			3	PANAM		
	OTHER				1	AUTRE		
COMMODITY TOTAL		6	1	1	8		TOTAL DE MARCHANDISE	
CONTAINERS, CLOSURES	GER		4		4	ALL	CONTENEURS, FERMETURES	
MISC. END PRODUCTS NES	U K	1			1	R U	PRODUITS FINIS DIV. NOA	
	GER	2	12		14	ALL		
COMMODITY TOTAL		3	12		15		TOTAL DE MARCHANDISE	
GENERAL CARGO	DENMK	5	5		10	DANMK	MARCHANDISES DIVERSES	
	GER	16	20		36	ALL		
	NETH	32			32	P. BAS		
	NORW		3		3	NORV		
	SWEDN	520	631		1 151	SUEDE		
	OTHER	45	108		153	AUTRE		
COMMODITY TOTAL		618	767		1 385		TOTAL DE MARCHANDISE	
CONTAINERIZED FREIGHT	U K	131		1 130	132 440	R U	FRET CONTENEURE SE	
	DENMK	40	290	1 375	1 705	DANMK		
	GER	3 297	4 443	4 298	12 038	ALL		
	GREEK	121	1 047	2 068	3 236	GRECQ		
	NETH	727			727	P. BAS		

TABLE 2B. COMMODITIES UNLOADED FROM FOREIGN COUNTRIES BY COUNTRY OF ORIGIN, REGISTRY OF VESSEL AND CANADIAN REGION - 1977

TABLEAU 2B. MARCHANDISES DECHARGEES EN PROVENANCE DE PAYS ETRANGERS SELON LE PAYS D'ORIGINE, L'IMMATRICULATION DU NAVIRE ET LA REGION DU CANADA - 1977

METRIC TONNES - TONNES METRIQUE

COUNTRY OF ORIGIN AND KIND OF CARGO	REGISTRY OF VESSEL	ATLANTIC ATLANTIQUE	GREAT LAKES GRANDS LACS	PACIFIC PACIFIQUE	TOTAL TOTAL	IMMATRIC. DU NAVIRE	PAYS D'ORIGINE ET MARCHANDISE
NETHERLANDS CONT.							PAYS-BAS SUITE
	NORW	99	250		349	NORV	
	SWEDN	6 028	1 935	1 972	9 995	SUEDE	
	LIBER	548		52	600	LIBER	
	PANAM			823	823	PANAM	
	OTHER	1 559	547		2 106	AUTRE	
COMMODITY TOTAL		143 729	8 572	11 718	164 019		TOTAL DE MARCHANDISE
COUNTRY/REGION TOTAL		210 774*	41 431*	15 151*	267 356*		TOTAL DE PAYS/REGION
NORWAY							NORVEGE
CORDAGE, TWINE, ROPE	DENMK	1			1	DANMK	CORDAGE, FICELLE, CORDE
FERTILIZERS NES	GREEK		3 649		3 649	GREQO	ENGRAIS CHIMIQUE NDA
FERRO-ALLOYS	NORW	300	3 200		3 500	NORV	FERRO-ALLIAGES
	PANAM		1 910		1 910	PANAM	
COMMODITY TOTAL		300	5 110		5 410		TOTAL DE MARCHANDISE
WIRE	DENMK	7			7	DANMK	FIL METALLIQUE
METAL FAB. BASIC PROD.	DENMK	20			20	DANMK	OUVR. DE BASE EN METAL
NON-MET. MIN. BASIC PROD.	OTHER		1 538		1 538	AUTRE	PROD. MIN. NON-MET. BASE
MACHINERY NES	DENMK	245			245	DANMK	MACHINES NDA
SHIPS, AIRCRAFT, MIS. VEH.	DENMK	629			629	DANMK	NAVIRES, AVIONS, VEH. DIV
	NORW	75			75	NORV	
	OTHER	282			282	AUTRE	
COMMODITY TOTAL		986			986		TOTAL DE MARCHANDISE
EQUIPMENT MISC.	DENMK	1			1	DANMK	MATERIEL DIVERS
	NORW	297			297	NORV	
COMMODITY TOTAL		298			298		TOTAL DE MARCHANDISE
PERSONAL, HSEHOLD GOODS	DENMK	2			2	DANMK	ART. PERS. ET MENAGERS
FIREARMS, AMMUNITION	DENMK	131			131	DANMK	ARMES A FEU, MUNITIONS
CONTAINERS, CLOSURES	DENMK	498			498	DANMK	CONTENEURS, FERMETURES
	NORW	239			239	NORV	
COMMODITY TOTAL		737			737		TOTAL DE MARCHANDISE
COUNTRY/REGION TOTAL		2 727*	10 297*	*	13 024*		TOTAL DE PAYS/REGION
PORTUGAL							PORTUGAL
FISH, FRESH OR FROZEN	OTHER	57	58		115	AUTRE	POISSON, FRAIS OU CONG.
FISH, SALTED OR CURED	LIBER			17	17	LIBER	POISSON, SALE OU FUME
	OTHER	2		4	6	AUTRE	
COMMODITY TOTAL		2		21	23		TOTAL DE MARCHANDISE
FISH, CANNED	OTHER	9			9	AUTRE	POISSON EN BOITES
CHEESE	OTHER	22			22	AUTRE	FROMAGE
BAKERY PROD., INC. FROZEN	OTHER			1	1	AUTRE	PROD. BOUL., PROD. CONG.
VEGETABLES, DRIED	OTHER	3			3	AUTRE	LEGUMES, SECS
MISC. FOOD PREP. NES	LIBER			40	40	LIBER	DIV. PREP. ALIM. NDA
	OTHER	66	67	1	134	AUTRE	
COMMODITY TOTAL		66	67	41	174		TOTAL DE MARCHANDISE
WINES	LIBER			43	43	LIBER	VINS
	OTHER	25	12	4	41	AUTRE	
COMMODITY TOTAL		25	12	47	84		TOTAL DE MARCHANDISE
DIST. ALCOHOLIC BEV.	OTHER		12		12	AUTRE	BOISS. ALCOOL. DIST.
CRUDE WOOD PTL. NES	OTHER	13			13	AUTRE	MATIERES BOIS BRUT NDA
STONE, CRUDE NES	OTHER	4			4	AUTRE	PIERRE BRUTE NDA
CRUDE NON-MET. MIN. NES	OTHER	44			44	AUTRE	MIN. NON-MET. BRUTS NDA
WOOD FAB. MATERIALS	LIBER			2	2	LIBER	DEMI-PRODUITS EN BOIS
	OTHER	82	253	2	337	AUTRE	
COMMODITY TOTAL		82	253	4	339		TOTAL DE MARCHANDISE
CORDAGE, TWINE, ROPE	OTHER			8	8	AUTRE	CORDAGE, FICELLE, CORDE
TEXTILE FAB. MTL NES	OTHER	8			8	AUTRE	OUVR. EN MAT. TEXT. NDA
VEG. OILS, FATS NES	OTHER	6		1	7	AUTRE	HUIL. MAT. GRAS. VEG. NDA
PLATE & SHEET STEEL	OTHER	23			23	AUTRE	TOLES, FEUILLES D'ACIER
METAL FAB. BASIC PROD.	OTHER	83			83	AUTRE	OUVR. DE BASE EN METAL
BRICKS, TILES NES	OTHER			36	36	AUTRE	BRIQUES, TUILES NDA
GLASS BASIC PRODUCTS	OTHER	4			4	AUTRE	OUVR. DE BASE EN VERRE
NON-MET. MIN. BASIC PROD.	OTHER		3		3	AUTRE	PROD. MIN. NON-MET. BASE
MISC. FABRICATED PROD.	OTHER	14			14	AUTRE	OUVRAGES DIVERS
PASS. AUTOS AND CHASSIS	OTHER	1			1	AUTRE	VOITURES PART., CHASSIS
SHIPS, AIRCRAFT, MIS. VEH.	OTHER	19			19	AUTRE	NAVIRES, AVIONS, VEH. DIV
EQUIPMENT MISC.	OTHER	1			1	AUTRE	MATERIEL DIVERS
PERSONAL, HSEHOLD GOODS	OTHER	36			36	AUTRE	ART. PERS. ET MENAGERS
CONTAINERIZED FREIGHT	GER	3 461	3		3 464	ALL	FRET CONTENEURESE
	ITALY	767		17	784	ITAL	
	LIBER	1 015		484	1 499	LIBER	
	OTHER	3 931	31		3 962	AUTRE	
COMMODITY TOTAL		9 174	31	501	9 706		TOTAL DE MARCHANDISE
COUNTRY/REGION TOTAL		9 696*	439*	660*	10 795*		TOTAL DE PAYS/REGION
SPAIN							ESPAGNE
FISH, FRESH OR FROZEN	OTHER			3	3	AUTRE	POISSON, FRAIS OU CONG.
FISH, SALTED OR CURED	LIBER			4	4	LIBER	POISSON, SALE OU FUME
	OTHER			1	1	AUTRE	
COMMODITY TOTAL				5	5		TOTAL DE MARCHANDISE
SHELL FISH, NES	ITALY			2	2	ITAL	MOLLUSQUES CRUST., NDA

TABLE 2B. COMMODITIES UNLOADED FROM FOREIGN COUNTRIES BY COUNTRY OF ORIGIN, REGISTRY OF VESSEL AND CANADIAN REGION - 1977

TABLEAU 2B. MARCHANDISES DECHARGEES EN PROVENANCE DE PAYS ETRANGERS SELON LE PAYS D'ORIGINE, L'IMMATICULATION  
DU NAVIRE ET LA REGION DU CANADA - 1977

METRIC TONNES - TONNES METRIQUE

COUNTRY OF ORIGIN AND KIND OF CARGO	REGISTRY OF VESSEL	ATLANTIC ATLANTIQUE	GREAT LAKES GRANDS LACS	PACIFIC PACIFIQUE	TOTAL TOTAL	IMMATIC. DU NAVIRE	PAYS D'ORIGINE ET MARCHANDISE
SPAIN CONT.							ESPAGNE SUITE
MACARONI, CEREAL PRCD.	OTHER	3			3	AUTRE	PATES ALIM. PROD. CEREAL
FRESH FRUITS, BERRIES	ITALY			80	80	ITAL	FRUITS, BAIES FRAIS
	LIBER			2	2	LIBER	
COMMODITY TOTAL				82	82		TOTAL DE MARCHANDISE
FRUIT JUICES	ITALY			25	25	ITAL	JUS DE FRUIT
	LIBER			5	5	LIBER	
COMMODITY TOTAL				30	30		TOTAL DE MARCHANDISE
FRUIT PULP, PUREE	ITALY			6	6	ITAL	PULPE DE FRUIT, PUREE
FRUIT, PRES. NOT CANNED	ITALY			244	244	ITAL	CONS. FRUITS NON BOITE
	JAPAN			10	10	JAPON	
	U S A		6		6	E-U	
	OTHER			1	1	AUTRE	
COMMODITY TOTAL		200	6	255	461		TOTAL DE MARCHANDISE
FRUITS, PREP. CANNED	ITALY			2	2	ITAL	FRUITS PREP. EN BOITE
NUTS, EXC. OIL NUTS NES	ITALY			2	2	ITAL	NOIX, SAUF OLEAG. NDA
VEGETABLES, FRESH	ITALY			14	14	ITAL	LEGUMES, FRAIS
VEGETABLE PREP. NES	ITALY			31	31	ITAL	PREP. DE LEGUMES NDA
	LIBER			9	9	LIBER	
	OTHER	1			1	AUTRE	
COMMODITY TOTAL		1		40	41		TOTAL DE MARCHANDISE
SPICES	ITALY			16	16	ITAL	EPICES
	U S A	6	2		8	E-U	
	OTHER			3	3	AUTRE	
COMMODITY TOTAL		6	2	19	27		TOTAL DE MARCHANDISE
MISC. FOOD PREP. NES	ITALY			5	5	ITAL	DIV. PREP. ALIM. NDA
	LIBER			20	20	LIBER	
	OTHER	79	7	2	88	AUTRE	
COMMODITY TOTAL		79	7	27	113		TOTAL DE MARCHANDISE
WINES	ITALY			219	219	ITAL	VINS
	LIBER			4	4	LIBER	
	JAPAN			3	3	JAPON	
	U S A	23	37		60	E-U	
	OTHER	3	22	13	38	AUTRE	
COMMODITY TOTAL		26	59	239	324		TOTAL DE MARCHANDISE
DIST. ALCOHOLIC BEV.	ITALY			51	51	ITAL	BOISS. ALCOOL. DIST.
	LIBER			5	5	LIBER	
	OTHER			19	19	AUTRE	
COMMODITY TOTAL				75	75		TOTAL DE MARCHANDISE
SEEDS FOR SOWING NES	ITALY			1	1	ITAL	GRAINES DE SEMENCE NDA
	U S A		3		3	E-U	
	OTHER	2			2	AUTRE	
COMMODITY TOTAL		2	3	1	6		TOTAL DE MARCHANDISE
CRUDE VEG. PRCD. NES	OTHER	5			5	AUTRE	PR. BRUTS ORIG. VEG. NDA
TEXTILE FIBRES NES	LIBER			4	4	LIBER	FIBRES TEXTILES NDA
FLUORSPAR	GREEK		15 184		15 184	GREGQ	SPATH FLUOR
	NETH		8 430		8 430	P. BAS	
	NORW	7 495	8 703		16 198	NORV	
COMMODITY TOTAL		7 495	32 317		39 812		TOTAL DE MARCHANDISE
SALT	U K	4 990			4 990	R U	SFL
	NORW	12 176			12 176	NORV	
COMMODITY TOTAL		17 166			17 166		TOTAL DE MARCHANDISE
CRUDE NON-MET. MIN. NES	ITALY			5	5	ITAL	MIN. NON-MET. BRUTS NDA
	OTHER	6			6	AUTRE	
COMMODITY TOTAL		6		5	11		TOTAL DE MARCHANDISE
WASTE AND SCRAP NES	OTHER	3			3	AUTRE	DECHETS ET REBUTS NDA
LUMBER AND TIMBER	OTHER	2			2	AUTRE	BOIS D'OEUVRE ET CHARP.
WOOD FAB. MATERIALS	ITALY			24	24	ITAL	DEMI-PRODUITS EN BOIS
	LIBER			8	8	LIBER	
	U S A	7	41		48	E-U	
	OTHER	66	82		148	AUTRE	
COMMODITY TOTAL		73	123	32	228		TOTAL DE MARCHANDISE
PAPER NES	OTHER	1	4		5	AUTRE	PAPIER NDA
BLDG. PAPER AND BOARD	OTHER		10		10	AUTRE	PLAQ. CONSTR., PAP/CART.
CORDAGE, TWINE, ROPE	OTHER	19			19	AUTRE	CORDAGE, FICELLE, CORDE
TEXTILE FAB. MTL NES	OTHER	79			79	AUTRE	OUVR. EN MAT. TEXT. NDA
VEG. OILS, FATS NES	ITALY			98	98	ITAL	HUIL. MAT. GRAS. VEG. NDA
	U S A	197	10		207	E-U	
	OTHER	7	16		23	AUTRE	
COMMODITY TOTAL		204	26	98	328		TOTAL DE MARCHANDISE
OILS, FATS, WAXES NES	OTHER	8			8	AUTRE	HUIL. MAT. GRAS. CIRE NDA
INORGANIC CHEMS. NES	ITALY			15	15	ITAL	PROD. CHIM. INORG. NDA
	U S A		4		4	E-U	
	OTHER	16	4	210	230	AUTRE	
COMMODITY TOTAL		16	8	225	249		TOTAL DE MARCHANDISE
ORGANIC CHEMICALS NES	ITALY			10	10	ITAL	PROD. CHIM. ORGAN. NDA
	U S A	1			1	E-U	
	OTHER	3	36		39	AUTRE	
COMMODITY TOTAL		4	36	10	50		TOTAL DE MARCHANDISE
PLASTIC MATERIALS	OTHER	5			5	AUTRE	MATIERES PLASTIQUES
DYESTUFF, PIGMENT, PAINT	ITALY			3	3	ITAL	MAT. COLOR. PIG. PEINTURE
	OTHER	6	6		12	AUTRE	
COMMODITY TOTAL		6	6	3	15		TOTAL DE MARCHANDISE
CHEM. SPECIALTIES NES	OTHER	1			1	AUTRE	PROD. CHIM. SPECIAUX NDA
FUEL OIL	NORW	30 184			30 184	NORV	MAZOUT
FERRO-ALLOYS	LIBER		3 359		3 359	LIBER	FERRO-ALLIAGES
PRIMARY IRON, STEEL NES	OTHER	3			3	AUTRE	FER, ACIER PRIMAIR. NDA



TABLE 28. COMMODITIES UNLOADED FROM FOREIGN COUNTRIES BY COUNTRY OF ORIGIN, REGISTRY OF VESSEL AND CANADIAN REGION - 1977

TABLEAU 28. MARCHANDISES DECHARGÉES EN PROVENANCE DE PAYS ÉTRANGERS SELON LE PAYS D'ORIGINE, L'IMMATICULATION

DU NAVIRE ET LA RÉGION DU CANADA - 1977

METRIC TONNES - TONNES MÉTRIQUE

COUNTRY OF ORIGIN AND KIND OF CARGO	REGISTRY OF VESSEL	ATLANTIC ATLANTIQUE	GREAT LAKES GRANDS LACS	PACIFIC PACIFIQUE	TOTAL TOTAL	IMMATIC. DU NAVIRE	PAYS D'ORIGINE ET MARCHANDISE
SPAIN							
BAIRS AND RODS, STEEL	OTHER	3			3	AUTRE	ESPAGNE
STRUCTURAL SHAPES	OTHER	4			4	AUTRE	SUITE
METAL FAB. BASIC PROD.	U S A	3			3	E-U	BAPRES ET TIGES ACIER
	OTHER	9	7	54	70	AUTRE	PROFILES DE CONSTRUCT.
COMMODITY TOTAL		12	7	54	73		OUVR. DE BASE EN METAL
BRICKS, TILES NES	ITALY			5	5	ITAL	TOTAL DE MARCHANDISE
	OTHER		20	18	38	AUTRE	BRIQUES, TUILES NDA
COMMODITY TOTAL			20	23	43		TOTAL DE MARCHANDISE
GLASS BASIC PRODUCTS	OTHER			7	7	AUTRE	OUVR. DE BASE EN VERRE
NON-MET. MIN. BASIC PROD.	OTHER	17		18	35	AUTRE	PROD. MIN. NON-MET. BASE
MISC. FABRICATED PROD.	OTHER	53	28	17	98	AUTRE	OUVRAGES DIVERS
TRACTORS	OTHER		91		91	AUTRE	TRACTEURS
MACHINERY NES	ITALY			15	15	ITAL	MACHINES NDA
	LIBER			2	2	LIBER	
	OTHER	2	83	295	380	AUTRE	
COMMODITY TOTAL		2	83	312	397		TOTAL DE MARCHANDISE
PASS. AUTOS AND CHASSIS	U S A	1			1	E-U	VOITURES PART., CHASSIS
	OTHER			1	1	AUTRE	
COMMODITY TOTAL		1		1	2		TOTAL DE MARCHANDISE
MOTOR VEHICLE ENGINES	OTHER	4			4	AUTRE	MOTEURS DE VEH. AUTOM.
ROAD MOTOR VEH. NES	ITALY			2	2	ITAL	VEH. AUTOM. ROUTIERS NDA
RUBBER TIRES AND TUBES	OTHER	6		5	11	AUTRE	PNEUS, CHAMBRES A AIR
EQUIPMENT MISC.	U S A	11			11	E-U	MATERIEL DIVERS
	OTHER	2	10	94	106	AUTRE	
COMMODITY TOTAL		13	10	94	117		TOTAL DE MARCHANDISE
PERSONAL, HOUSEHOLD GOODS	ITALY			4	4	ITAL	ART. PERS. ET MENAGERS
	LIBER			4	4	LIBER	
	U S A	2			2	E-U	
	OTHER	31	18	3	52	AUTRE	
COMMODITY TOTAL		33	18	11	62		TOTAL DE MARCHANDISE
FIREARMS, AMMUNITION	ITALY			1	1	ITAL	ARMES A FEU, MUNITIONS
CONTAINERS, CLOSURES	OTHER	2			2	AUTRE	CONTENEURS, FERMETURES
MISC. END PRODUCTS NES	LIBER			1	1	LIBER	PRODUITS FINIS DIV. NDA
	U S A		11		11	E-U	
	OTHER	2			2	AUTRE	
COMMODITY TOTAL		2	11	1	14		TOTAL DE MARCHANDISE
GENERAL CARGO	ITALY			2	2	ITAL	MARCHANDISES DIVERSES
	U S A		6		6	E-U	
	OTHER	3	28	67	98	AUTRE	
COMMODITY TOTAL		3	34	69	106		TOTAL DE MARCHANDISE
CONTAINERIZED FREIGHT	GER	6 319			6 319	ALL	FRET CONTENEURE SE
	ITALY	9 433		2 183	11 616	ITAL	
	LIBER	3 060		156	3 216	LIBER	
	JAPAN			136	136	JAPDN	
	PANAM	2 787			2 787	PANAM	
	U S A	53	772		825	E-U	
	OTHER	7 051	585	185	7 821	AUTRE	
COMMODITY TOTAL		28 703	1 357	2 660	32 720		TOTAL DE MARCHANDISE
COUNTRY/REGION TOTAL		84 455*	37 625*	4 454*	126 534*		TOTAL DE PAYS/REGION
SWEDEN							
CATTLE	NETH	3			3	P. BAS	SUEDE
	SWEDN	7	1		8	SUEDE	BOVINS
COMMODITY TOTAL		10	1		11		TOTAL DE MARCHANDISE
CHEESE	SWEDN	18			18	SUEDE	FROMAGE
IRON ORE AND CONC	GER	36 599			36 599	ALL	MINERAL, CONC. DE FER
MANGANESE ORE	NORW		2 049		2 049	NORV	MINERAL DE MANGANESE
STONE, CRUDE NES	OTHER		284		284	AUTRE	PIERRE BRUTE NDA
CRUDE NON-MET. MIN. NES	OTHER	29			29	AUTRE	MIN. NON-MET. BRUTS NDA
VENEER, PLYWOOD	SWEDN	248	44		292	SUEDE	PLACAGES, CONTRE-PLAQ.
	OTHER		21		21	AUTRE	
COMMODITY TOTAL		248	65		313		TOTAL DE MARCHANDISE
COOPERAGE STOCK	SWEDN		5		5	SUEDE	DEMI-PROD. TONNELLERIE
WOOD FAB. MATERIALS	OTHER	174			174	AUTRE	DEMI-PRODUITS EN BOIS
PULP	NORW		748		748	NORV	PATE
	OTHER		23		23	AUTRE	
COMMODITY TOTAL			771		771		TOTAL DE MARCHANDISE
PAPERBOARD	GER	20			20	ALL	CARTON
	OTHER	7			7	AUTRE	
COMMODITY TOTAL		27			27		TOTAL DE MARCHANDISE
BLOG. PAPER AND BOARD	DTHR	9			9	AUTRE	PLAQ. CONSTR., PAP/CART.
TEXTILE FAB. MTL NES	U K	2			2	R U	OUVR. EN MAT. TEXT. NDA
INORGANIC CHEMS. NES	DTHR	211			211	AUTRE	PROD. CHIM. INORG. NDA
ORGANIC CHEMICALS NES	OTHER	3			3	AUTRE	PROD. CHIM. ORGAN. NDA
PRIMARY IRON, STEEL NES	OTHER	65	5		70	AUTRE	FER, ACIER PRIMAIRE NDA
CASTINGS, FORGINGS	SWEDN	5			5	SUEDE	METAL. FUSION, FORGERS
BARNS AND RODS, STEEL	U K	7			7	R U	BARRES ET TIGES ACIER
	NETH	3			3	P. BAS	
	SWEDN	176			176	SUEDE	
	OTHER	104	253		357	AUTRE	
COMMODITY TOTAL		290	253		543		TOTAL DE MARCHANDISE
PLATE & SHEET STEEL	U K	109			109	R U	TABLES, PHUILLES D'ACIER
	GER	24			24	ALL	
	NETH	24			24	P. BAS	

TABLE 28. COMMODITIES UNLOADED FROM FOREIGN COUNTRIES BY COUNTRY OF ORIGIN, REGISTRY OF VESSEL AND CANADIAN REGION - 1977

TABLEAU 28. MARCHANDISES DÉCHARGÉES EN PROVENANCE DE PAYS ÉTRANGERS SELON LE PAYS D'ORIGINE, L'IMMATRICULATION DU NAVIRE ET LA RÉGION DU CANADA - 1977

COUNTRY OF ORIGIN AND KIND OF CARGO		REGISTRY OF VESSEL	ATLANTIC ATLANTIQUE	GREAT LAKES GRANDS LACS	PACIFIC PACIFIQUE	TOTAL TOTAL	IMMATIC. DU NAVIRE	PAYS D'ORIGINE ET MARCHANDISE
SWEDEN CCNT.		SWEDN	1 037	247	5	1 289	SUEDE	SUEDE SUITE
COMMODITY TOTAL STRUCTURAL SHAPES		OTHER	370	962		932	AUTRE	TOTAL DE MARCHANDISE PROFILS DE CONSTRUCT.
COMMODITY TOTAL PIPES, TUBES: IRON, STEEL		U K	1 564	809	5	2 378	R U	TOTAL DE MARCHANDISE TUYAUX, TUBES: FER, ACIER
COMMODITY TOTAL WIRE		SWEDN	43			43	SUEDE	TOTAL DE MARCHANDISE FIL METALLIQUE
COMMODITY TOTAL ALUMINUM METAL FAB. BASIC PROD.		OTHER	303	200		303	AUTRE	TOTAL DE MARCHANDISE ALUMINIUM OUVR. DE BASE EN METAL
COMMODITY TOTAL GLASS BASIC PRODUCTS NON-MET. MIN. BASIC PROD. MISC. FABRICATED PROD. TRACTORS		U K	367	200		567	R U	TOTAL DE MARCHANDISE OUVR. DE BASE EN VERRE PROD. MIN. NON-MET. BASE OUVRAGES DIVERS TRACTEURS
COMMODITY TOTAL MACHINERY NES		GER	713	23		913	SUEDE	TOTAL DE MARCHANDISE MACHINES NDA
COMMODITY TOTAL PARS, AXLES AND CHASSIS		OTHER	106			106	AUTRE	TOTAL DE MARCHANDISE VOITURES PART., CHASSIS
COMMODITY TOTAL TRUCKS AND CHASSIS MOTOR VEHICLE ENGINES		SWEDN	24			24	SUEDE	TOTAL DE MARCHANDISE CAMIONS ET CHASSIS MOTEURS DE VEH. AUTOM.
COMMODITY TOTAL ROAD MOTOR VEH. NES		OTHER	118			118	AUTRE	TOTAL DE MARCHANDISE VEH. AUTOM. ROUTIERS NDA
COMMODITY TOTAL SHIPS, AIRCRAFT, MIS. VEH		U K	169	23		192	R U	TOTAL DE MARCHANDISE NAVIRES, AVIONS, VEH. DIV
COMMODITY TOTAL EQUIPMENT MISC.		GER	417	23		440	SUEDE	TOTAL DE MARCHANDISE MATERIEL DIVERS
COMMODITY TOTAL PERSONAL, HOUSEHOLD GOODS		OTHER	20			20	AUTRE	TOTAL DE MARCHANDISE ART. PERS. ET MENAGERS
COMMODITY TOTAL CONTAINERS, CLOSURES MISC. END PRODUCTS NES		U K	24			24	R U	TOTAL DE MARCHANDISE CONTENEURS, FERMETURES PRODUITS FINIS DIV. NDA
COMMODITY TOTAL GENERAL CARGO		GER	44			44	ALL	TOTAL DE MARCHANDISE MARCHANDISES DIVERSES
COMMODITY TOTAL CONTAINERS: FREIGHT		SWEDN	1			1	SUEDE	TOTAL DE MARCHANDISE FRET CONTENEURESE
		U K	2			2	ALL	
		DENMK	1			1	DANMK	
		GER	38			38	ALL	
		NETH	38			38	P. BAS	
		SWEDN	12			12	SUEDE	
		OTHER	28	38		66	AUTRE	
		OTHER	80	38		118	AUTRE	
		U K	20	19		39	R U	
		GER	24			24	ALL	
		U K	1 955			1 955	R U	
		GER	668			668	ALL	
		SWEDN	990			990	SUEDE	
		OTHER	72			72	AUTRE	
		U K	3 685			3 685	R U	
		GER	40			40	ALL	
		GREEK	48			48	GRECQ	
		NETH	30			30	P. BAS	
		SWEDN	38			38	SUEDE	
		OTHER	1 806	273	71	1 877	AUTRE	
		U K	2 830	278	71	3 179	R U	
		GER	4 570			4 570	ALL	
		NETH	1 442			1 442	P. BAS	
		SWEDN	978			978	SUEDE	
		OTHER	954		76	1 030	AUTRE	
		GER	42	16		58	ALL	
		U K	7 986	16	76	8 078	R U	
		GER	158			158	ALL	
		U K	1 438			1 438	R U	
		GER	230			230	ALL	
		NETH	339			339	P. BAS	
		SWEDN	1 466	1		1 467	SUEDE	
		OTHER	7			7	AUTRE	
		SWEDN	3 480	1		3 481	SUEDE	
		OTHER	584	2		586	AUTRE	
		GER	5			5	ALL	
		U K	589	2		591	R U	
		GER	2			2	ALL	
		GREEK	466			466	GRECQ	
		NETH	244			244	P. BAS	
		NORW	280			280	NORV	
		SWEDN	17		14	31	SUEDE	
		OTHER			7	7	AUTRE	
		U K	1 009		21	1 030	R U	
		GER	91			91	ALL	
		NETH	32			32	P. BAS	
		SWEDN	14			14	SUEDE	
		OTHER	276			276	AUTRE	
		U K	196	14		210	R U	
		GER	609	14		623	ALL	
		SWEDN	7			7	SUEDE	
		OTHER	2			2	AUTRE	
		U K	17			17	R U	
		GER	26			26	ALL	
		SWEDN	2			2	SUEDE	
		OTHER	25	23		48	AUTRE	
		U K	4			4	R U	
		SWEDN	31	2		33	SUEDE	
		GER	73			73	ALL	
		SWEDN	48			48	SUEDE	
		OTHER	330	359		689	AUTRE	
		U K	60	20		80	R U	
		GER	511	379		890	ALL	
		DENMK	34 220		805	35 025	DANMK	
		GER			1 164	1 164	ALL	
		NETH	12 896			12 896	P. BAS	
		SWEDN	5 249			5 249	SUEDE	
		OTHER	17 592	927	2 801	21 320	AUTRE	
		U K	2 330	1 081	61	3 472	R U	
		GER	72 287	2 008	4 831	79 126	ALL	
COUNTRY/REGION TOTAL			133 734*	7 245*	5 004*	145 983*		TOTAL DE MARCHANDISE
								TOTAL DE PAYS/REGION

TABLE 28. COMMODITIES UNLOADED FROM FOREIGN COUNTRIES BY COUNTRY OF ORIGIN, REGISTRY OF VESSEL AND CANADIAN REGION - 1977

TABLEAU 28. MARCHANDISES DECHARGEES EN PROVENANCE DE PAYS ETRANGERS SELON LE PAYS D'ORIGINE, L'IMMATRICULATION DU NAVIRE ET LA REGION DU CANADA - 1977

METRIC TONNES - TONNES METRIQUE

COUNTRY OF ORIGIN AND KIND OF CARGO	REGISTRY OF VESSEL	ATLANTIC ATLANTIQUE	GREAT LAKES GRANDS LACS	PACIFIC PACIFIQUE	TOTAL TOTAL	IMMATRIC. DU NAVIRE	PAYS D'ORIGINE ET MARCHANDISE
<b>POLAND</b>							
FRUITS, PREP. CANNED	OTHER	2			2	AUTRE	POLOGNE
MISC. FOOD PREP. NES	OTHER	15	27		42	AUTRE	FRUITS PREP. EN BOITE
DIST. ALCOHOLIC BEV.	OTHER			5	5	AUTRE	DIV. PREP. ALIM. NDA
CIGARETTES	OTHER		1		1	AUTRE	BOISS. ALCOOL. DIST.
TEXTILE FIBRES NES	OTHER		1		1	AUTRE	CIGARETTES
COAL, BITUMINOUS	OTHFR	52 321			52 321	AUTRE	FIBRES TEXTILES NDA
CLAY MATERIALS NES	OTHER		3		3	AUTRE	CHARRON BITUMINEUX
LEATHER	OTHER	493			493	AUTRE	MATIERES ARGIL. NDA
RUBBER FAB. MATERIALS	OTHER	62			62	AUTRE	CUIR
VENEER, PLYWOOD	OTHER		200		200	AUTRE	DEMI-PROD. CAOUTCHOUC
WOOD FAB. MATERIALS	OTHER	3 529	1		3 530	AUTRE	PLACAGES, CONTRE-PLAQ.
PAPERBOARD	OTHER	1 036	167		1 203	AUTRE	DEMI-PRODUITS EN BOIS
BLDG. PAPER AND BOARD	OTHER	620	2 096		2 716	AUTRE	CAPTON
TEXTILE FAB. MTL NES	OTHER	332	19		351	AUTRE	PLAQ. CONSTR., PAP/CART.
INORGANIC CHEMS. NES	OTHER	53			53	AUTRE	OUVR. EN MAT. TEXT. NDA
ORGANIC CHEMICALS NES	OTHER	51			52	AUTRE	PROD. CHIM. INDRS. NDA
PLASTIC MATERIALS	OTHER	45	1		45	AUTRE	PROD. CHIM. ORG. NDA
DYESTUFF, PIGMENT, PAINT	OTHER	12			12	AUTRE	MATIERES PLASTIQUES
CHEM. SPECIALTIES NES	OTHER	16	2		18	AUTRE	MAT. COLCR. PIG. PEINTURE
FERRO-ALLOYS	OTHER	5 840			5 840	AUTRE	PROD. CHIM. SP. ELIAUX NDA
PRIMARY IRON, STEEL NES	OTHER	12 117			12 117	AUTRE	FERRO-ALLIAGES
BARS AND RODS, STEEL	JAPAN	1 365			1 365	JAPON	FER, ACIER PRIMAIR. NDA
	OTHER	3 087	18 681		21 768	AUTRE	SARRES ET TIGES ACIER
<b>COMMODITY TOTAL</b>		<b>4 452</b>	<b>18 681</b>		<b>23 133</b>		<b>TOTAL DE MARCHANDISE</b>
PLATE & SHEET STEEL	NETH	2 837			2 837	P. BAS	TOLES, FEUILLES DACIER
	JAPAN	1 366			1 366	JAPON	
	OTHER	6 088	2 298		8 386	AUTRE	
<b>COMMODITY TOTAL</b>		<b>10 291</b>	<b>2 298</b>		<b>12 589</b>		<b>TOTAL DE MARCHANDISE</b>
STRUCTURAL SHAPES	JAPAN	1 367			1 367	JAPON	PROFILES DE CONSTRUCT.
	OTHER	4 940	204		5 144	AUTRE	
<b>COMMODITY TOTAL</b>		<b>6 307</b>	<b>204</b>		<b>6 511</b>		<b>TOTAL DE MARCHANDISE</b>
PIPES, TUBES, IRON, STEEL	OTHER	929			929	AUTRE	TOYEAUX, TUBES: FER, ACIER
WIRE	OTHER	2 315	74		2 389	AUTRE	FIL METALLIQUE
METAL FAB. BASIC PROD.	OTHER	2 598	397		2 995	AUTRE	OUVR. DE BASE EN METAL
GLASS BASIC PRODUCTS	OTHER	156	1 633		1 789	AUTRE	OUVR. DE BASE EN VERRE
NON-MET. MIN. BASIC PROD.	OTHER	2 024			2 024	AUTRE	PROD. MIN. NON-MET. BASE
MISC. FABRICATED PROD.	OTHER	696			696	AUTRE	OUVRAGES DIVERS
MACHINERY NES	GER	97			97	AUTRE	MACHINES NDA
	OTHER	255	310	6	571	AUTRE	
<b>COMMODITY TOTAL</b>		<b>352</b>	<b>310</b>	<b>6</b>	<b>668</b>		<b>TOTAL DE MARCHANDISE</b>
SHIPS, AIRCRAFT, MIS. VEH	OTHER	1 254			1 254	AUTRE	NAVIRES, AVIONS, VEH. DIV
EQUIPMENT MISC.	OTHER	90	67	1	158	AUTRE	MATERIEL DIVERS
PERSONAL, HSEHOLD GOODS	OTHER	571	299	1	871	AUTRE	ART. PERS. ET MENAGERS
FIREARMS, AMMUNITION	OTHER		2		2	AUTRE	ARMES A FEU, MUNITIONS
CONTAINERS, CLOSURES	OTHER		8		8	AUTRE	CONTENEURS, FERMETURES
MISC. END PRODUCTS NES	OTHER	246			246	AUTRE	PRODUITS FINIS DIV. NDA
GENERAL CARGO	OTHER	538	24		562	AUTRE	MARCHANDISES DIVERSES
CONTAINERIZED FREIGHT	OTHER	169	15		184	AUTRE	FRET CONTENEURISE
<b>COUNTRY/REGION TOTAL</b>		<b>109 532*</b>	<b>26 530*</b>	<b>13*</b>	<b>136 075*</b>		<b>TOTAL DE PAYS/REGION</b>
<b>USSR - EUROP.</b>							
LIVE ANIMALS, NES	OTHER	20			20	AUTRE	ANIMAUX VIVANTS, NDA
WINES	OTHER	36			36	AUTRE	VINS
DIST. ALCOHOLIC BEV.	OTHER	12			12	AUTRE	BOISS. ALCOOL. DIST.
TEXTILE FIBRES NES	OTHER	120			120	AUTRE	FIBRES TEXTILES NDA
CRUDE PETROLEUM	OTHER	231 749			231 749	AUTRE	PETROLE BRUT
COTTON, TEXTILE WASTE	OTHER	92			92	AUTRE	DECHETS DE COTON, TEXT.
WASTE AND SCRAP NES	OTHER	535			535	AUTRE	DECHETS ET REBUTS NDA
WOOD FAB. MATERIALS	OTHER	10 365	45		10 410	AUTRE	DEMI-PRODUITS EN BOIS
BLDG. PAPER AND BOARD	OTHER		145		145	AUTRE	PLAQ. CONSTR., PAP/CART.
TEXTILE FAB. MTL NES	OTHER	1 295			1 295	AUTRE	OUVR. EN MAT. TEXT. NDA
FISH, MARINE ANIMAL OIL	OTHER	15			15	AUTRE	HUIL. DE POISSON, AN. MAR
PETROL. COAL PROD. NES	OTHER	2			2	AUTRE	DERIVE PETR. CHARB. NDA
STRUCTURAL SHAPES	OTHER		11		11	AUTRE	PROFILES DE CONSTRUCT.
ALUMINIUM	OTHER		2 063		2 063	AUTRE	ALUMINIUM
METAL FAB. BASIC PROD.	OTHER	47	57		104	AUTRE	OUVR. DE BASE EN METAL
GLASS BASIC PRODUCTS	OTHER		616		616	AUTRE	OUVR. DE BASE EN VERRE
NON-MET. MIN. BASIC PROD.	OTHER	913			913	AUTRE	PROD. MIN. NON-MET. BASE
MISC. FABRICATED PROD.	OTHER	166			166	AUTRE	OUVRAGES DIVERS
TRACTORS	OTHER	635	788		1 423	AUTRE	TRACTEURS
MACHINERY NES	OTHER	2 557	1 242	3 671	7 470	AUTRE	MACHINES NDA
EQUIPMENT MISC.	OTHER	438	9		447	AUTRE	MATERIEL DIVERS
PERSONAL, HSEHOLD GOODS	OTHER	47	14		61	AUTRE	ART. PERS. ET MENAGERS
MISC. END PRODUCTS NES	OTHER	2			2	AUTRE	PRODUITS FINIS DIV. NDA
GENERAL CARGO	OTHER		3		3	AUTRE	MARCHANDISES DIVERSES
CONTAINERIZED FREIGHT	OTHER	836	300		1 136	AUTRE	FRET CONTENEURISE
<b>COUNTRY/REGION TOTAL</b>		<b>249 882*</b>	<b>5 293*</b>	<b>3 671*</b>	<b>258 846*</b>		<b>TOTAL DE PAYS/REGION</b>
<b>YUGOSLAVIA</b>							
FISH, CANNED	OTHER		10		10	AUTRE	POISSON EN BOITES
SHELL FISH, NES	OTHER			11	11	AUTRE	MOLLUSQUES CRUST. NDA
DAIRY PROD. EGGS, HONEY	OTHER		27		27	AUTRE	PROD. LAIT., OEUFS, MIEL



TABLE 2B. COMMODITIES UNLOADED FROM FOREIGN COUNTRIES BY COUNTRY OF ORIGIN, REGISTRY OF VESSEL AND CANADIAN REGION - 1977

TABLEAU 2B. MARCHANDISES DECHARGEES EN PROVENANCE DE PAYS ETRANGERS SELON LE PAYS D'ORIGINE, L'IMMATRICULATION DU NAVIRE ET LA REGION DU CANADA - 1977							
METRIC TONNES - TONNES METRIQUE							
COUNTRY OF ORIGIN AND KIND OF CARGO	REGISTRY OF VESSEL	ATLANTIC ATLANTIQUE	GREAT LAKES GRANDS LACS	PACIFIC PACIFIQUE	TOTAL TOTAL	IMMATRIC. DU NAVIRE	PAYS D'ORIGINE ET MARCHANDISE
<b>YUGOSLAVIA CONT.</b>							<b>YUGOSLAVIE SUITE</b>
FRESH FRUITS, BERRIES	OTHER	5			5	AUTRE	FRUITS, BAIES FRAIS
FRUIT JUICES	OTHER	7		5	12	AUTRE	JUS DE FRUIT
FRUIT, PRES. NOT CANNED	OTHER		36		36	AUTRE	CONS. FRUITS NON BOITE
VEGETABLES, DRIED	OTHER	2			2	AUTRE	LEGUMES, SECS
VEGETABLE PREP. NES	OTHER		203	16	219	AUTRE	PREP. DE LEGUMES NDA
SUGAR PREPARATIONS	OTHER		2		2	AUTRE	PREP. A BASE DE SUCRE
SPICES	OTHER	2	15	6	23	AUTRE	EPICES
MISC. FOOD PREP. NES	OTHER	267	286		553	AUTRE	DIV. PREP. ALIM. NDA
NON-ALCOHOLIC BEVERAGE	OTHER		290		290	AUTRE	BOISSONS NON-ALCOOLIQ.
WINES	OTHER	16	293	253	567	AUTRE	VINS
DIST. ALCOHOLIC BEV.	OTHER	4	56	62	122	AUTRE	BOISS. ALCOOL. DIST.
RAW HIDES AND SKINS	OTHER	2			2	AUTRE	PEAUX ET CUIRS BRUT
SEEDS FOR SOWING NES	OTHER	10			10	AUTRE	GRAINES DE SEMENCE NDA
CLAY MATERIALS NES	OTHER	508			508	AUTRE	MATIERES ARGIL. NDA
LEATHER	OTHER	4			4	AUTRE	CUIR
LUMBER AND TIMBER	OTHER	1			1	AUTRE	BOIS OEUVRE ET CHARP.
WOOD FAB. MATERIALS	OTHER	18			18	AUTRE	DEMI-PRODUITS EN BOIS
BLDG. PAPER AND BOARD	OTHER	1 326			1 326	AUTRE	PLAQ. CONSTR., PAP./CART.
TEXTILE FAB. MTL NES	OTHER	36			36	AUTRE	OUVR. EN MAT. TEXT. NDA
METALLIC SALTS	OTHER	671			671	AUTRE	SELS METALLIQUES
ORGANIC CHEMICALS NES	OTHER	5	4		9	AUTRE	PROD. CHIM. ORGAN. NDA
FERRO-ALLOYS	OTHER	1 000			1 000	AUTRE	FERRO-ALLIAGES
PLATE & SHEET STEEL	OTHER	103			103	AUTRE	TOLES, FEUILLES D'ACIER
STRUCTURAL SHAPES	OTHER	103			103	AUTRE	PROFILES DE CONSTRUCT.
PIPES, TUBES: IRON, STEEL	OTHER	2 348			2 348	AUTRE	TUYAUX, TUBES: FER, ACIER
ALUMINUM	OTHER	20			20	AUTRE	ALUMINIUM
COPPER AND ALLOYS	OTHER	112	76		188	AUTRE	CUIVRE ET ALLIAGES
METAL FAB. BASIC PROD.	OTHER	268	520	12	800	AUTRE	OUVR. DE BASE EN METAL
GLASS BASIC PRODUCTS	OTHER	2	4		6	AUTRE	OUVR. DE BASE EN VERRE
NON-MET. MIN. BASIC PROD.	OTHER	4			4	AUTRE	PROD. MIN. NON-MET. BASE
MISC. FABRICATED PROD.	OTHER	6			6	AUTRE	OUVRAGES DIVERS
MACHINERY NES	OTHER	92	83		175	AUTRE	MACHINES NDA
EQUIPMENT MISC.	OTHER	33	90		123	AUTRE	MATERIEL DIVERS
PERSONAL, HOUSEHOLD GOODS	OTHER	555	65	3	623	AUTRE	ART. PERS. ET MENAGERS
CONTAINERS, CLOSURES	OTHER	2			2	AUTRE	CONTENEURS, FERMETURES
MISC. END PRODUCTS NES	OTHER	11	11	3	25	AUTRE	PRODUITS FINIS DIV. NDA
CONTAINERIZED FREIGHT	OTHER	2 083	1 348	233	3 664	AUTRE	FRET CONTENEURESE
<b>COUNTRY/REGION TOTAL</b>		<b>9 626*</b>	<b>3 424*</b>	<b>605*</b>	<b>13 655*</b>		<b>TOTAL DE PAYS/REGION</b>
<b>IRAN</b>							
CRUDE PETROLEUM	U K	305 291			305 291	R U	PETROLE BRUT
	ITALY	104 682			104 682	ITAL	
	LIBER	2 239 423			2 239 423	LIBER	
	JAPAN	224 891			224 891	JAPON	
	PANAM	216 461			216 461	PANAM	
	OTHER	721 055			721 055	AUTRE	
<b>COMMODITY TOTAL</b>		<b>3 811 803</b>			<b>3 811 803</b>		<b>TOTAL DE MARCHANDISE</b>
TRUCKS AND CHASSIS	DENMK	8			8	DANMK	CAMIONS ET CHASSIS
<b>COUNTRY/REGION TOTAL</b>		<b>3 811 811*</b>	<b>*</b>	<b>*</b>	<b>3 811 811*</b>		<b>TOTAL DE PAYS/REGION</b>
<b>IRAQ</b>							
DRIED FRUITS	OTHER	3 685			3 685	AUTRE	FRUITS SECS
<b>COUNTRY/REGION TOTAL</b>		<b>3 685*</b>	<b>*</b>	<b>*</b>	<b>3 685*</b>		<b>TOTAL DE PAYS/REGION</b>
<b>ISRAEL</b>							
CONTAINERIZED FREIGHT	GER	10 340			10 340	ALL	FRET CONTENEURESE
	LIBER	8 439			8 439	LIBER	
	OTHER	13 159			13 159	AUTRE	
<b>COMMODITY TOTAL</b>		<b>31 938</b>			<b>31 938</b>		<b>TOTAL DE MARCHANDISE</b>
<b>COUNTRY/REGION TOTAL</b>		<b>31 938*</b>	<b>*</b>	<b>*</b>	<b>31 938*</b>		<b>TOTAL DE PAYS/REGION</b>
<b>KUWAIT</b>							
CRUDE PETROLEUM	LIBER	90 797			90 797	LIBER	PETROLE BRUT
	OTHER	104 106			104 106	AUTRE	
<b>COMMODITY TOTAL</b>		<b>194 903</b>			<b>194 903</b>		<b>TOTAL DE MARCHANDISE</b>
<b>COUNTRY/REGION TOTAL</b>		<b>194 903*</b>	<b>*</b>	<b>*</b>	<b>194 903*</b>		<b>TOTAL DE PAYS/REGION</b>
<b>SAUDI ARABIA</b>							
CRUDE PETROLEUM	U K	184 596			184 596	R U	PETROLE BRUT
	GER	232 735			232 735	ALL	
	ITALY	59 204			59 204	ITAL	
	NORW	167 437			167 437	NORV	
	SWEON	247 134			247 134	SUEDE	
	LIBER	3 660 071			3 660 071	LIBER	
	JAPAN	235 387			235 387	JAPON	
	PANAM	92 850			92 850	PANAM	

TABLE 26. COMMODITIES UNLOADED FROM FOREIGN COUNTRIES BY COUNTRY OF ORIGIN, REGISTRY OF VESSEL AND CANADIAN REGION - 1977

TABLEAU 26. MARCHANDISES DECHARGEES EN PROVENANCE DE PAYS ETRANGERS SELON LE PAYS D'ORIGINE, L'IMMATRICULATION DU NAVIRE ET LA REGION DU CANADA - 1977

METRIC TONNES - TONNES METRIQUE

COUNTRY OF ORIGIN AND KIND OF CARGO	REGISTRY OF VESSEL	ATLANTIC ATLANTIQUE	GREAT LAKES GRANDS LACS	PACIFIC PACIFIQUE	TOTAL TOTAL	IMMATIC. DU NAVIRE	PAYS D'ORIGINE ET MARCHANDISE
<b>SAUDI ARABIA CONT.</b>							<b>ARABIE SAUDITE SUITE</b>
COMMODITY TOTAL	OTHER	93 774			93 774	AUTRE	TOTAL DE MARCHANDISE
COUNTRY/REGION TOTAL		4 973 188*	*	*	4 973 188*		TOTAL DE PAYS/REGION
<b>TURKEY</b>							<b>TURQUIE</b>
NUTS, EXC. OIL NUTS NES	OTHER	3			3	AUTRE	NOIX, SAUF OLEAG. NDA
VEGETABLE PREP. NES	OTHER	5	45		50	AUTRE	PREP. DE LEGUMES NDA
SPICES	DENMK	2			2	DANMK	EPICES
TEXTILE FIBRES NES	OTHER	1	1 991		1 992	AUTRE	FIBRES TEXTILES NDA
TEXTILE FAB. MTL NES	OTHER	1			1	AUTRE	OUVR. EN MAT. TEXT. NDA
NON-FERROUS METALS NES	OTHER	5			5	AUTRE	METEAUX NON-FERREUX NDA
NON-MET. MIN. PASIC PRCD	OTHER	7			7	AUTRE	PROD. MIN. NON-MET. BASE
MISC. FABRICATED PROD.	OTHER	1			1	AUTRE	OUVRAGES DIVERS
EQUIPMENT MISC.	OTHER	77			77	AUTRE	MATERIEL DIVERS
PERSONAL, HSEHOLD GOODS	OTHER	4			4	AUTRE	ART. PERS. ET MENAGERS
CONTAINERIZED FREIGHT	OTHER		16		16	AUTRE	FRET CONTENEURESE
COUNTRY/REGION TOTAL		106*	2 052*	*	2 158*		TOTAL DE PAYS/REGION
<b>EGYPTIAN A.R.</b>							<b>EGYPTE R.A.</b>
CRUDE PETROLEUM	ITALY	106 966			106 966	ITALY	PETROLE BRUT
	NORW	95 141			95 141	NORV	
	LIBER	110 434			110 434	LIBER	
COMMODITY TOTAL		312 541	*	*	312 541		TOTAL DE MARCHANDISE
COUNTRY/REGION TOTAL		312 541*	*	*	312 541*		TOTAL DE PAYS/REGION
<b>GHANA</b>							<b>GHANA</b>
COCOA AND CHOCOLATE	OTHER	58	631		689	AUTRE	CACAO ET CHOCOLAT
COFFEE	OTHER	181			181	AUTRE	CAFE
TEA	OTHER	136			136	AUTRE	THE
SPICES	OTHER	9			9	AUTRE	EPICES
ALUMINUM	PANAM	409			409	PANAM	ALUMINIUM
PERSONAL, HSEHOLD GOODS	OTHER	4			4	AUTRE	ART. PERS. ET MENAGERS
COUNTRY/REGION TOTAL		797*	631*	*	1 428*		TOTAL DE PAYS/REGION
<b>KENYA</b>							<b>KENYA</b>
CORN MEAL AND FLOUR	NETH			3	3	P. BAS	SEMOLLE, FARINE DE MAIS
WHEAT FLOUR	NETH			44	44	P. BAS	FARINE DE BLE
NUTS, EXC. OIL NUTS NES	U K	20	122		142	R U	NOIX, SAUF OLEAG. NDA
	NETH			9	9	P. BAS	
	NORW	148	51		199	NORV	
COMMODITY TOTAL		168	173	9	350		TOTAL DE MARCHANDISE
VEGETABLES, DRIED	U K	31			31	R U	LEGUMES, SECS
	NORW	32			32	NORV	
COMMODITY TOTAL		63			63		TOTAL DE MARCHANDISE
VEGETABLE PREP. NES	U K	15			15	R U	PREP. DE LEGUMES NDA
COFFEE	U K	1 464	80		1 544	R U	CAFE
	NETH	710	89	450	1 549	P. BAS	
	NORW	799			799	NORV	
COMMODITY TOTAL		2 174	169	450	2 793		TOTAL DE MARCHANDISE
TEA	U K	973	150		1 123	R U	THE
	NETH	2 711	319	87	3 030	P. BAS	
	NORW	58			58	NORV	
	U S A	3 742	469	87	4 298	E-U	
COMMODITY TOTAL							TOTAL DE MARCHANDISE
SPICES	NETH			1	1	P. BAS	EPICES
MISC. FOOD PREP. NES	U K		157		157	R U	DIV. PREP. ALIM. NDA
	NORW		2		2	NORV	
COMMODITY TOTAL			159		159		TOTAL DE MARCHANDISE
CRUDE VEG. PROD. NES	NORW	10			10	NORV	PR. BRUTS ORIG. VEG. NDA
WOOD FAB. MATERIALS	NORW		37		37	NORV	OEMI-PRODUITS EN BOIS
WET MACHINE BOARD	NORW		5		5	NORV	CARTON EN PATE PRESSE
CORDAGE, TWINE, ROPE	U K		266		266	R U	CORDAGE, FICELLE, CORDE
	NETH			15	15	P. BAS	
	NORW	73			73	NORV	
COMMODITY TOTAL		73	266	15	354		TOTAL DE MARCHANDISE
JUTE WOVEN FABRICS	U K	5			5	R U	TISSUS DE JUTE
	NORW		13		13	NORV	
COMMODITY TOTAL		5	13		18		TOTAL DE MARCHANDISE
TEXTILE FAB. MTL NES	NETH			23	23	P. BAS	OUVR. EN MAT. TEXT. NDA
MACHINERY NES	U K		4		4	R U	MACHINES NDA
EQUIPMENT MISC.	NORW	8			8	NORV	MATERIEL DIVERS
PERSONAL, HSEHOLD GOODS	U K	7	14		21	R U	ART. PERS. ET MENAGERS
	NORW	25	33		58	NORV	
COMMODITY TOTAL		32	47		79		TOTAL DE MARCHANDISE
MISC. END PRODUCTS NES	U K	5	1		6	R U	PRODUITS FINIS DIV. NDA
GENERAL CARGO	NORW		45		45	NORV	MARCHANDISES DIVERSES
CONTAINERIZED FREIGHT	NORW	70			70	NORV	FRET CONTENEURESE
COUNTRY/REGION TOTAL		6 365*	1 388*	632*	8 385*		TOTAL DE PAYS/REGION

TABLE 19. COMMODITIES UNLOADED FROM FOREIGN COUNTRIES BY COUNTRY OF ORIGIN, REGISTRY OF VESSEL AND CANADIAN REGION - 1977

TABLEAU 20. MARCHANDISES DECHARGEES EN PROVENANCE DE PAYS ETRANGERS SELON LE PAYS D'ORIGINE, L'IMMATRICULATION DU NAVIRE ET LA REGION DU CANADA - 1977

METRIC TONNES - TONNES METRIQUE

COUNTRY OF ORIGIN AND KIND OF CARGO	REGISTRY OF VESSEL	ATLANTIC ATLANTIQUE	GREAT LAKES GRANDS LACS	PACIFIC PACIFIQUE	TOTAL TOTAL	IMMATRIC. DU NAVIRE	PAYS D'ORIGINE ET MARCHANDISE
<b>MAURITIUS-DEP.</b>							<b>MAURICE ET DEP</b>
RAW SUGAR	GREEK	14 912	14 936		29 848	GREGQ	SUCRE BRUT
ORES AND CONC.NES	LIBER	48			48	LIBER	MINERAIS ET CONC.NDA
PERSONAL/HSEHOLD GOODS	U K		1		1	R U	ART.PERS.ET MENAGERS
<b>COUNTRY/REGION TOTAL</b>		<b>14 960*</b>	<b>14 937*</b>	<b>*</b>	<b>29 897*</b>		<b>TOTAL DE PAYS/REGION</b>
<b>SOUTH AFRICA</b>							<b>AFRIQUE DU SUD</b>
FISH, FRESH OR FROZEN	NORW	18			18	NORV	POISSON, FRAIS DU CONG.
CHEESE	U S A	91	18		109	E-U	FROMAGE
APPLES	U K	1 301			1 301	R U	POMMES
	SWEDN	3 264			3 264	SUEDE	
<b>COMMODITY TOTAL</b>		<b>4 565</b>			<b>4 565</b>		<b>TOTAL DE MARCHANDISE</b>
FRESH FRUITS, BERRIES	U K	100			100	R U	FRUITS, BAIES FRAIS
	NORW	7 144	69		7 213	NORV	
<b>COMMODITY TOTAL</b>		<b>7 244</b>	<b>69</b>		<b>7 313</b>		<b>TOTAL DE MARCHANDISE</b>
DRIED FRUITS	U K	14			14	R U	FRUITS SECS
	NORW	17	10		27	NORV	
<b>COMMODITY TOTAL</b>		<b>31</b>	<b>10</b>		<b>41</b>		<b>TOTAL DE MARCHANDISE</b>
FRUIT JUICES	U K		72		72	R U	JUS DE FRUIT
	NORW	275	611		886	NORV	
<b>COMMODITY TOTAL</b>		<b>275</b>	<b>683</b>		<b>958</b>		<b>TOTAL DE MARCHANDISE</b>
FRUIT, PRES. NOT CANNED	NETH			54	54	P. BAS	CONS. FRUITS NON BOITE
	NORW	19			19	NORV	
<b>COMMODITY TOTAL</b>		<b>19</b>		<b>54</b>	<b>73</b>		<b>TOTAL DE MARCHANDISE</b>
FRUITS, PREP. CANNED	U K	380	29		409	R U	FRUITS PREP. EN BOITE
	NETH			16	16	P. BAS	
	NORW	1 225	375		1 600	NORV	
<b>COMMODITY TOTAL</b>		<b>1 605</b>	<b>404</b>	<b>16</b>	<b>2 025</b>		<b>TOTAL DE MARCHANDISE</b>
NUTS, EXC. OIL NUTS NES	NORW		10		10	NORV	NOIX, SAUF OLEAG.NDA
VEGETABLES, FRESH	U K	213			213	R U	LEGUMES, FRAIS
	NORW	109			109	NORV	
<b>COMMODITY TOTAL</b>		<b>322</b>			<b>322</b>		<b>TOTAL DE MARCHANDISE</b>
VEGETABLES, DRIED	NETH			15	15	P. BAS	LEGUMES, SECS
VEGETABLE PREP.NES	U K	97	5		102	R U	PREP. DE LEGUMES NDA
	NORW	282			282	NORV	
	U S A	6			6	E-U	
<b>COMMODITY TOTAL</b>		<b>385</b>	<b>5</b>		<b>390</b>		<b>TOTAL DE MARCHANDISE</b>
RAW SUGAR	GREEK	120 704	73 511		194 215	GREGQ	SUCRE BRUT
	NORW	40 813			40 813	NORV	
	LIBER	33 754	30 542		64 296	LIBER	
	PANAM	15 702			15 702	PANAM	
	OTHER	6 730	4 999		11 729	AUTRE	
<b>COMMODITY TOTAL</b>		<b>217 703</b>	<b>109 052</b>		<b>326 755</b>		<b>TOTAL DE MARCHANDISE</b>
SUGAR PREPARATIONS	U K	15	5		20	R U	PREP. A BASE DE SUCRE
	NORW	74	13		87	NORV	
<b>COMMODITY TOTAL</b>		<b>89</b>	<b>18</b>		<b>107</b>		<b>TOTAL DE MARCHANDISE</b>
TEA	U K	2			2	R U	THE
	NETH			4	4	P. BAS	
	NORW	6			6	NORV	
<b>COMMODITY TOTAL</b>		<b>8</b>		<b>4</b>	<b>12</b>		<b>TOTAL DE MARCHANDISE</b>
SPICES	NORW	25			25	NORV	EPICES
MISC. FOOD PREP.NES	U K	19			19	R U	DIV.PREP.ALIM.NDA
	NORW	17			17	NORV	
<b>COMMODITY TOTAL</b>		<b>36</b>			<b>36</b>		<b>TOTAL DE MARCHANDISE</b>
WINES	U K	52	165		217	R U	VINS
	NETH			251	251	P. BAS	
	NORW	138	902		1 040	NORV	
<b>COMMODITY TOTAL</b>		<b>190</b>	<b>1 067</b>	<b>251</b>	<b>1 508</b>		<b>TOTAL DE MARCHANDISE</b>
DIST. ALCOHOLIC BEV.	U K	265			265	R U	BOISS. ALCOOL. DIST.
	NETH			56	56	P. BAS	
	NORW	460			460	NORV	
<b>COMMODITY TOTAL</b>		<b>725</b>		<b>56</b>	<b>781</b>		<b>TOTAL DE MARCHANDISE</b>
TOBACCO NES	NORW	9			9	NORV	TABACS NDA
CRUDE VEG. PROD. NES	NORW		65		65	NORV	PR. BRUTS ORIG. VEG. NDA
WOOL AND ANIMAL HAIR	U K	16	44		60	R U	LAIN. POILS DANIMAL
	NETH			2	2	P. BAS	
	NORW	153	265		418	NORV	
<b>COMMODITY TOTAL</b>		<b>169</b>	<b>309</b>	<b>2</b>	<b>480</b>		<b>TOTAL DE MARCHANDISE</b>
MANGANESE ORE	GREEK	25 810	2 304		28 114	GREGQ	MINERAIS DE MANGANESE
NICKEL-COPPER ORE	NETH			23	23	P. BAS	MINER. DE COPPE-NICKEL
	NORW	137			137	NORV	
<b>COMMODITY TOTAL</b>		<b>137</b>		<b>23</b>	<b>160</b>		<b>TOTAL DE MARCHANDISE</b>
ORES AND CONC. NES	NORW	2 858	3 000		5 858	NORV	MINERAIS ET CONC. NDA
	LIBER	2 000			2 000	LIBER	
<b>COMMODITY TOTAL</b>		<b>4 858</b>	<b>3 000</b>		<b>7 858</b>		<b>TOTAL DE MARCHANDISE</b>
ASBESTOS	U K	201			201	R U	AMIANTE
	NORW	2 112			2 112	NORV	
<b>COMMODITY TOTAL</b>		<b>2 313</b>			<b>2 313</b>		<b>TOTAL DE MARCHANDISE</b>
IRON, CRUDE IRON	U K	763			763	R U	PIERRE BRUTE NDA
	GREEK	3 845			3 845	GREGQ	
	NORW	93			93	NORV	
	LIBER	2 110			2 110	LIBER	
	PANAM	4 044			4 044	PANAM	
	OTHER	1 352			1 352	AUTRE	
<b>COMMODITY TOTAL</b>		<b>12 207</b>			<b>12 207</b>		<b>TOTAL DE MARCHANDISE</b>



TABLE 2B. COMMODITIES UNLOADED FROM FOREIGN COUNTRIES BY COUNTRY OF ORIGIN, REGISTRY OF VESSEL AND CANADIAN REGION - 1977

TABLEAU 2B. MARCHANDISES DÉCHARGÉES EN PROVENANCE DE PAYS ÉTRANGERS SELON LE PAYS D'ORIGINE, L'IMMATRICULATION DU NAVIRE ET LA RÉGION DU CANADA - 1977

METRIC TONNES - TONNES METRIQUE

COUNTRY OF ORIGIN AND KIND OF CARGO	REGISTRY OF VESSEL	ATLANTIC ATLANTIQUE	GREAT LAKES GRANDS LACS	PACIFIC PACIFIQUE	TOTAL TOTAL	IMMATRIC. DU NAVIRE	PAYS D'ORIGINE ET MARCHANDISE
<b>SOUTH AFRICA CONT.</b>							
FLUORSPAR	GREEK	7 698			7 698	GRECQ	<b>AFRIQUE DU SUD SUITE</b>
WASTE AND SCRAP NES	NORW	5			5	NORV	SPATH FLOOF
VENEER, PLYWOOD	NORW	10			15	NORV	DECHETS ET REBUTS NDA
PULP	U K		2 008		2 008	R U	PLACAGES, CONTRE-PLAQUE
	NORW	163			7 665	NORV	PATE
<b>COMMODITY TOTAL</b>		<b>163</b>	<b>9 510</b>		<b>9 673</b>		<b>TOTAL DE MARCHANDISE</b>
PAPERBOARD	NORW				6	NORV	CARTON
CORDAGE, TWINE, ROPE	U K	11			11	R U	CORDAGE, FICELLE, CORDE
	NORW	186			186	NORV	
<b>COMMODITY TOTAL</b>		<b>197</b>			<b>197</b>		<b>TOTAL DE MARCHANDISE</b>
TEXTILE FAB. MTL NES	U K	4			4	R U	OUVR. EN MAT. TEXT. NDA
	NORW	18	61		79	NORV	
<b>COMMODITY TOTAL</b>		<b>22</b>	<b>61</b>		<b>83</b>		<b>TOTAL DE MARCHANDISE</b>
OILS, FATS, WAXES NES	U K	18	208		226	R U	HUIL. MAT. GRAS. CIRE NDA
	NETH			26	26	P. BAS	
	NORW	153	664		817	NORV	
<b>COMMODITY TOTAL</b>		<b>171</b>	<b>872</b>	<b>26</b>	<b>1 069</b>		<b>TOTAL DE MARCHANDISE</b>
METALLIC SALTS	U K	16			16	R U	SELS METALLIQUES
	NORW	114			114	NORV	
<b>COMMODITY TOTAL</b>		<b>130</b>			<b>130</b>		<b>TOTAL DE MARCHANDISE</b>
INORGANIC CHEM. NES	U K	148	181		181	R U	PROD. CHIM. INORG. NDA
	NORW	148	538		686	NORV	
<b>COMMODITY TOTAL</b>		<b>148</b>	<b>719</b>		<b>867</b>		<b>TOTAL DE MARCHANDISE</b>
ORGANIC CHEMICALS NES	U K	48			48	R U	PROD. CHIM. ORGAN. NDA
CHEM. SPECIALTIES NES	U K	156			156	R U	PROD. CHIM. SPECIAUX NDA
	NORW	95	127		222	NORV	
<b>COMMODITY TOTAL</b>		<b>251</b>	<b>127</b>		<b>378</b>		<b>TOTAL DE MARCHANDISE</b>
FERRO-ALLOYS	U K		5		5	R U	FERRO-ALLIAGES
	NORW	961	984		1 945	NORV	
	LIBER	5 547			5 547	LIBER	
	U S A		961		961	E-U	
<b>COMMODITY TOTAL</b>		<b>6 508</b>	<b>1 950</b>		<b>8 458</b>		<b>TOTAL DE MARCHANDISE</b>
PRIMARY IRON, STEEL NES	NORW	1 056			1 056	NORV	FER. ACTER. PRIMAIR. NDA
BARS AND RODS, STEEL	U K	39			39	R U	BARRES ET TIGES ACIER
	NETH			49	49	P. BAS	
	NORW	187	8		195	NORV	
	PANAM	286			286	PANAM	
<b>COMMODITY TOTAL</b>		<b>512</b>	<b>8</b>	<b>49</b>	<b>569</b>		<b>TOTAL DE MARCHANDISE</b>
PLATE & SHEET STEEL	U K	501	159		670	R U	TOLES, FEUILLES D'ACIER
	GREEK			1 735	1 735	GRECQ	
	NETH			265	265	P. BAS	
	NORW	989	285		1 274	NORV	
<b>COMMODITY TOTAL</b>		<b>1 490</b>	<b>454</b>	<b>2 000</b>	<b>3 944</b>		<b>TOTAL DE MARCHANDISE</b>
STRUCTURAL SHAPES	NETH			180	180	P. BAS	PROFILES DE CONSTRUCT.
	NORW	1 178	144		1 322	NORV	
	PANAM	5 460			5 460	PANAM	
<b>COMMODITY TOTAL</b>		<b>6 638</b>	<b>144</b>	<b>180</b>	<b>6 962</b>		<b>TOTAL DE MARCHANDISE</b>
WIRE	U K	319	104		423	R U	FIL METALLIQUE
	NORW		12		12	NORV	
	PANAM	103			103	PANAM	
	U S A	17			17	E-U	
<b>COMMODITY TOTAL</b>		<b>439</b>	<b>116</b>		<b>555</b>		<b>TOTAL DE MARCHANDISE</b>
COPPER AND ALLOYS	NORW		49		49	NORV	CUIVRE ET ALLIAGES
NICKEL AND ALLOYS	GREEK		168		168	GRECQ	NICKEL ET ALLIAGES
NON-FERROUS METALS NES	NORW	1 171	24		1 195	NORV	METAUX NON-FERREUX NDA
METAL FAB. BASIC PROD.	U K	9	26		35	R U	OUVR. DE BASE EN METAL
	NORW	126	120		246	NORV	
<b>COMMODITY TOTAL</b>		<b>135</b>	<b>146</b>		<b>281</b>		<b>TOTAL DE MARCHANDISE</b>
BRICKS, TILES NES	U K	10			10	R U	BRICKES, TUILES NDA
	NORW	18			18	NORV	
<b>COMMODITY TOTAL</b>		<b>28</b>			<b>28</b>		<b>TOTAL DE MARCHANDISE</b>
GLASS BASIC PRODUCTS	NETH			24	24	P. BAS	OUVR. DE BASE EN VERRE
	NORW	9			9	NORV	
<b>COMMODITY TOTAL</b>		<b>9</b>		<b>24</b>	<b>33</b>		<b>TOTAL DE MARCHANDISE</b>
ASBESTOS BASIC PROD.	NORW	72			72	NORV	OUVR. DE BASE AMIANTE
NON-MET. MIN. BASIC PROD.	NETH			7	7	P. BAS	PROD. MIN. NON-MET. BASE
	NORW	18	7		25	NORV	
<b>COMMODITY TOTAL</b>		<b>18</b>	<b>7</b>	<b>7</b>	<b>32</b>		<b>TOTAL DE MARCHANDISE</b>
MACHINERY NES	U K	20	1		21	R U	MACHINES NDA
	NETH			582	582	P. BAS	
	NORW		83		83	NORV	
<b>COMMODITY TOTAL</b>		<b>20</b>	<b>84</b>	<b>582</b>	<b>686</b>		<b>TOTAL DE MARCHANDISE</b>
RAILWAY ROLLING STOCK	NORW		16		16	NORV	MAT. ROUL. DE CH. DE FER
PASS. AUTOS AND CHASSIS	U K		5		5	R U	VOITURES PART., CHASSIS
	NORW	6	3		9	NORV	
<b>COMMODITY TOTAL</b>		<b>6</b>	<b>8</b>		<b>14</b>		<b>TOTAL DE MARCHANDISE</b>
MOTOR VEHICLE ENGINES	U K		2		2	R U	MOTEURS DE VEH. AUTOM.
	NORW	553	53		606	NORV	
<b>COMMODITY TOTAL</b>		<b>553</b>	<b>55</b>		<b>608</b>		<b>TOTAL DE MARCHANDISE</b>
SHIPS, AIRCRAFT, MIS. VEH	NETH			6	6	P. BAS	NAVIGES, AVIONS, VEH. DIV.
EQUIPMENT MISC.	U K	10	1		11	R U	MATERIEL DIVER.
	NETH			9	9	P. BAS	
	NORW	122	14		136	NORV	
	U S A		2		2	E-U	
<b>COMMODITY TOTAL</b>		<b>132</b>	<b>17</b>	<b>9</b>	<b>158</b>		<b>TOTAL DE MARCHANDISE</b>
PERSONAL, HOUSEHOLD GOODS	U K	78	32		110	R U	ARI. PERS. ET MENAGER.

TABLE 28. COMMODITIES UNLOADED FROM FOREIGN COUNTRIES BY COUNTRY OF ORIGIN, REGISTRY OF VESSEL AND CANADIAN REGION - 1977

TABLEAU 28. MARCHANDISES DECHARGÉES EN PROVENANCE DE PAYS ÉTRANGERS SELON LE PAYS D'ORIGINE, L'IMMATRICULATION DU NAVIRE ET LA RÉGION DU CANADA - 1977

METRIC TONNES - TONNES MÉTRIQUE

COUNTRY OF ORIGIN AND KIND OF CARGO	REGISTRY OF VESSEL	ATLANTIC ATLANTIQUE	GREAT LAKES GRANDS LACS	PACIFIC PACIFIQUE	TOTAL TOTAL	IMMATIC. DU NAVIRE	PAYS D'ORIGINE ET MARCHANDISE
<b>SOUTH AFRICA CCNT.</b>							<b>AFRIQUE DU SUD SUITE</b>
	NETH			15	15	P.BAS	
	NORW	240	94		334	NORV	
<b>COMMODITY TOTAL</b>		<b>318</b>	<b>126</b>	<b>15</b>	<b>459</b>		<b>TOTAL DE MARCHANDISE</b>
CONTAINERS,CLOSURES	NORW	1			1	NORV	CONTENEURS,FERMETURES
MISC. END PRODUCTS NES	U K	34			34	R U	PRODUITS FINIS DIV.NDA
	NETH			6	6	P.BAS	
	NORW	63	2		65	NORV	
<b>COMMODITY TOTAL</b>		<b>97</b>	<b>2</b>	<b>6</b>	<b>105</b>		<b>TOTAL DE MARCHANDISE</b>
GENERAL CARGO	U K	18			18	R U	MARCHANDISES DIVERSES
	NORW	11	80		91	NORV	
<b>COMMODITY TOTAL</b>		<b>29</b>	<b>80</b>		<b>109</b>		<b>TOTAL DE MARCHANDISE</b>
CONTAINERIZED FREIGHT	U K		1 544		1 544	R U	FRET CONTENEURISE
	NETH			203	203	P.BAS	
	NORW	2 175	3 159		5 334	NORV	
	U S A		21		21	E-U	
<b>COMMODITY TOTAL</b>		<b>2 175</b>	<b>4 724</b>	<b>203</b>	<b>7 102</b>		<b>TOTAL DE MARCHANDISE</b>
<b>COUNTRY/REGION TOTAL</b>		<b>309 084*</b>	<b>136 492*</b>	<b>3 528*</b>	<b>449 104*</b>		<b>TOTAL DE PAYS/REGION</b>
<b>SIERRA LEONE</b>							<b>SIERRA LEONE</b>
ALUMINA,BAUXITE ORES	U K	147 947			147 947	R U	MINERAIS ALUMINE,BAUX.
	NORW	110 994			110 994	NORV	
	OTHER	74 342			74 342	AUTRE	
<b>COMMODITY TOTAL</b>		<b>333 283</b>			<b>333 283</b>		<b>TOTAL DE MARCHANDISE</b>
PERSONAL,HOUSEHOLD GOODS	DENMK	1			1	DANMK	ART.PERS.ET MENAGERS
<b>COUNTRY/REGION TOTAL</b>		<b>333 284*</b>	<b>*</b>	<b>*</b>	<b>333 284*</b>		<b>TOTAL DE PAYS/REGION</b>
<b>TANZANIA</b>							<b>TANZANIE</b>
NUTS,EXC.OIL NUTS NES	NORW	69	63		132	NORV	NOIX,SAUF DLEAG.NDA
COFFEE	U K	183			183	R U	CAFE
	NETH			56	56	P.BAS	
	NORW	644			644	NORV	
	U S A	77			77	E-U	
<b>COMMODITY TOTAL</b>		<b>904</b>		<b>56</b>	<b>960</b>		<b>TOTAL DE MARCHANDISE</b>
TEA	U K	76			76	R U	THE
	NORW	442	1		443	NORV	
<b>COMMODITY TOTAL</b>		<b>518</b>	<b>1</b>		<b>519</b>		<b>TOTAL DE MARCHANDISE</b>
TEXTILE FIBRES NES	U K	13	15		28	R U	FIBRES TEXTILES NDA
	NORW	443	182		625	NORV	
<b>COMMODITY TOTAL</b>		<b>456</b>	<b>197</b>		<b>653</b>		<b>TOTAL DE MARCHANDISE</b>
CORDAGE,TWINE,RCPE	NETH			1 718	1 718	P.BAS	CORDAGE,FICELLE,CORDE
	NORW	1 479	381		1 860	NORV	
<b>COMMODITY TOTAL</b>		<b>1 479</b>	<b>381</b>	<b>1 718</b>	<b>3 578</b>		<b>TOTAL DE MARCHANDISE</b>
TEXTILE FAB.MTL NES	NETH			45	45	P.BAS	OUVR.EN MAT.TEXT.NDA
CHEM.SPECIALTIES NES	NORW		3		3	NORV	PRD.CHIM.SPECIALIAUX NDA
MACHINERY NES	NORW	368			368	NORV	MACHINES NDA
EQUIPMENT MISC.	NORW		2		2	NORV	MATERIEL DIVERS
PERSONAL,HOUSEHOLD GOODS	U K		2		2	R U	ART.PERS.ET MENAGERS
	NORW	7	2		9	NORV	
<b>COMMODITY TOTAL</b>		<b>7</b>	<b>4</b>		<b>11</b>		<b>TOTAL DE MARCHANDISE</b>
MISC. END PRODUCTS NES	NORW		5		5	NORV	PRODUITS FINIS DIV.NDA
GENERAL CARGO	NETH			1	1	P.BAS	MARCHANDISES DIVERSES
	NORW		97		97	NORV	
<b>COMMODITY TOTAL</b>			<b>97</b>	<b>1</b>	<b>98</b>		<b>TOTAL DE MARCHANDISE</b>
<b>COUNTRY/REGION TOTAL</b>		<b>3 801*</b>	<b>753*</b>	<b>1 820*</b>	<b>6 374*</b>		<b>TOTAL DE PAYS/REGION</b>
<b>ALGERIA</b>							<b>ALGERIE</b>
NON-ALCOHOLIC BEVERAGE	OTHER	1			1	AUTRE	BOISSONS NON-ALCOOLIQ.
DIST.ALCOHOLIC BEV.	OTHER	4			4	AUTRE	BOISS.ALCOOL.DIST.
CRUDE PETROLEUM	LIBER	126 715			126 715	LIBER	PETROLE BRUT
	OTHER	163 304			163 304	AUTRE	
<b>COMMODITY TOTAL</b>		<b>290 019</b>			<b>290 019</b>		<b>TOTAL DE MARCHANDISE</b>
PERSONAL,HOUSEHOLD GOODS	OTHER	1			1	AUTRE	ART.PERS.ET MENAGERS
<b>COUNTRY/REGION TOTAL</b>		<b>290 025*</b>	<b>*</b>	<b>*</b>	<b>290 025*</b>		<b>TOTAL DE PAYS/REGION</b>
<b>CAMEROON</b>							<b>CAMEROON</b>
VENEER,PLYWOOD	PANAM	42			42	PANAM	PLACAGES,CONTRE-PLAQ.
<b>COUNTRY/REGION TOTAL</b>		<b>42*</b>	<b>*</b>	<b>*</b>	<b>42*</b>		<b>TOTAL DE PAYS/REGION</b>
<b>ZAIRE</b>							<b>ZAIRE</b>
COFFEE	DENMK	164			164	DANMK	CAFE
	OTHER	78			78	AUTRE	
<b>COMMODITY TOTAL</b>		<b>242</b>			<b>242</b>		<b>TOTAL DE MARCHANDISE</b>
LUMBER AND TIMBER	NORW	38			38	NORV	BOIS D'OEUVRE ET CHARP.
	OTHER	100			100	AUTRE	
<b>COMMODITY TOTAL</b>		<b>138</b>			<b>138</b>		<b>TOTAL DE MARCHANDISE</b>
VENEER,PLYWOOD	LIBER	81			81	LIBER	PLACAGES,CONTRE-PLAQ.

TABLE 28. COMMODITIES UNLOADED FROM FOREIGN COUNTRIES BY COUNTRY OF ORIGIN, REGISTRY OF VESSEL AND CANADIAN REGION - 1977

TABLEAU 28. MARCHANDISES DECHARGEES EN PROVENANCE DE PAYS ETRANGERS SELON LE PAYS D'ORIGINE, L'IMMATRICULATION DU NAVIRE ET LA REGION DU CANADA - 1977

METRIC TONNES - TONNES METRIQUE

COUNTRY OF ORIGIN AND KIND OF CARGO	REGISTRY OF VESSEL	ATLANTIC ATLANTIQUE	GREAT LAKES GRANDS LACS	PACIFIC PACIFIQUE	TOTAL TOTAL	IMMATRIC. DU NAVIRE	PAYS D'ORIGINE ET MARCHANDISE
<b>ZAIRE</b>							<b>ZAIRE</b>
CONT. PERSONAL, HSEHOLD GOODS	OTHER	4			4	AUTRE	SUITE ART. PERS. ET MENAGERS
CONTAINERIZED FREIGHT	OTHER	15			15	AUTRE	FRET CONTENEURESE
<b>COUNTRY/REGION TOTAL</b>		<b>480*</b>	<b>*</b>	<b>*</b>	<b>480*</b>		<b>TOTAL DE PAYS/REGION</b>
<b>FR. AFRICA NES</b>							<b>AFRIQUE FR. NDA</b>
COFFEE	NETH			83	83	P. BAS	CAFE
MANGANESE ORE	LIBER	80 211			80 211	LIBER	MINERAIS DE MANGANESE
<b>COUNTRY/REGION TOTAL</b>		<b>80 211*</b>	<b>*</b>	<b>83*</b>	<b>80 294*</b>		<b>TOTAL DE PAYS/REGION</b>
<b>GABON</b>							<b>GABON</b>
CRUDE PETROLEUM	OTHER	122 836			122 836	AUTRE	PETROLE BRUT
<b>COUNTRY/REGION TOTAL</b>		<b>122 836*</b>	<b>*</b>	<b>*</b>	<b>122 836*</b>		<b>TOTAL DE PAYS/REGION</b>
<b>GUINEA</b>							<b>GUINEE</b>
ALUMINA, BAUXITE ORES	U K	136 105			136 105	R U	MINERAIS ALUMINE, BAUX.
	DENMK	53 870			53 870	DANMK	
	GREEK	344 099			344 099	GRECQ	
	NETH		9 217		9 217	P. BAS	
	NORW	95 329			95 329	NORV	
	SWEDN	112 649			112 649	SUEDE	
	LIBER	306 119			306 119	LIBER	
	JAPAN	5 472			5 472	JAPON	
	OTHER	338 896			338 896	AUTRE	
<b>COMMODITY TOTAL</b>		<b>1 392 539</b>	<b>9 217</b>		<b>1 401 756</b>		<b>TOTAL DE MARCHANDISE</b>
<b>COUNTRY/REGION TOTAL</b>		<b>1 392 539*</b>	<b>9 217*</b>	<b>*</b>	<b>1 401 756*</b>		<b>TOTAL DE PAYS/REGION</b>
<b>IVORY COAST</b>							<b>COTE-D'IVOIRE</b>
FISH, FRESH OR FROZEN	OTHER	1 112			1 112	AUTRE	POISSON, FRAIS OU COND.
COCOA AND CHOCCLATE	LIBER	103			103	LIBER	CACAO ET CHOCCLAT
	OTHER	22			22	AUTRE	
<b>COMMODITY TOTAL</b>		<b>125</b>			<b>125</b>		<b>TOTAL DE MARCHANDISE</b>
COFFEE	DENMK	256			256	DANMK	CAFE
	PANAM	410			410	PANAM	
	OTHER	816			816	AUTRE	
<b>COMMODITY TOTAL</b>		<b>1 482</b>			<b>1 482</b>		<b>TOTAL DE MARCHANDISE</b>
LUMBER AND TIMBER	NORW	13			13	NORV	BOIS D'OEUVRE ET CHARP.
	LIBER	93			93	LIBER	
	PANAM	112			112	PANAM	
	OTHER	286			286	AUTRE	
<b>COMMODITY TOTAL</b>		<b>504</b>			<b>504</b>		<b>TOTAL DE MARCHANDISE</b>
VENEER, FLYWOOD	DENMK	382			382	DANMK	PLACAGES, CONTRE-PLAQ.
	NORW	751			751	NORV	
	LIBER	462			462	LIBER	
	PANAM	434			434	PANAM	
	OTHER	773			773	AUTRE	
<b>COMMODITY TOTAL</b>		<b>2 802</b>			<b>2 802</b>		<b>TOTAL DE MARCHANDISE</b>
PERSONAL, HSEHOLD GOODS	OTHER	9			9	AUTRE	ART. PERS. ET MENAGERS
CONTAINERIZED FREIGHT	NORW	18			18	NORV	FRET CONTENEURESE
	OTHER	18			18	AUTRE	
<b>COMMODITY TOTAL</b>		<b>36</b>			<b>36</b>		<b>TOTAL DE MARCHANDISE</b>
<b>COUNTRY/REGION TOTAL</b>		<b>6 070*</b>	<b>*</b>	<b>*</b>	<b>6 070*</b>		<b>TOTAL DE PAYS/REGION</b>
<b>LIBERIA</b>							<b>LIBERIA</b>
COFFEE	U K	303			303	R U	CAFE
RUBBER, ALLIED GUMS, NAT	U K	204			204	R U	CAOUTCHOUC GOMMES NAT.
	DENMK	307			307	DANMK	
	LIBER	510			510	LIBER	
	OTHER	712			712	AUTRE	
<b>COMMODITY TOTAL</b>		<b>1 733</b>			<b>1 733</b>		<b>TOTAL DE MARCHANDISE</b>
CRUDE VEG. PROD. NES	LIBER	18			18	LIBER	PR. BRUTS ORIG. VEG. NDA
IRON ORE AND CONC	NORW	51 808			51 808	NORV	MINERAIS, CONC. DE FER
	LIBER	109 663			109 663	LIBER	
	OTHER	51 290			51 290	AUTRE	
<b>COMMODITY TOTAL</b>		<b>212 761</b>			<b>212 761</b>		<b>TOTAL DE MARCHANDISE</b>
EXPLOS., FUSES, CAPS	OTHER	9			9	AUTRE	EXPLOS., AMORCES, DET.
MACHINERY NES	OTHER	73			73	AUTRE	MACHINES NDA
PERSONAL, HSEHOLD GOODS	DENMK	2			2	DANMK	ART. PERS. ET MENAGERS
	OTHER	18			18	AUTRE	
<b>COMMODITY TOTAL</b>		<b>20</b>			<b>20</b>		<b>TOTAL DE MARCHANDISE</b>
CONTAINERS, CLCURES	DENMK	3			3	DANMK	CONTENEURS, FERMETURES
<b>COUNTRY/REGION TOTAL</b>		<b>214 920*</b>	<b>*</b>	<b>*</b>	<b>214 920*</b>		<b>TOTAL DE PAYS/REGION</b>
<b>MOROCCO</b>							<b>MAROC</b>
FRESH FRUITS, BERRIES	OTHER	2 722			2 722	AUTRE	FRUITS, BAIES FRAIS



TABLE 28. COMMODITIES UNLOADED FROM FOREIGN COUNTRIES BY COUNTRY OF ORIGIN, REGISTRY OF VESSEL AND CANADIAN REGION - 1977

TABLEAU 28. MARCHANDISES DÉCHARGÉES EN PROVENANCE DE PAYS ÉTRANGERS SELON LE PAYS D'ORIGINE, L'IMMATRICULATION DU NAVIRE ET LA RÉGION DU CANADA - 1977

METRIC TONNES - TONNES MÉTRIQUE

COUNTRY OF ORIGIN AND KIND OF CARGO	REGISTRY OF VESSEL	ATLANTIC ATLANTIQUE	GREAT LAKES GRANDS LACS	PACIFIC PACIFIQUE	TOTAL TOTAL	IMMATRIC. DU NAVIRE	PAYS D'ORIGINE ET MARCHANDISE
<b>MOROCCO CONT.</b>							<b>MAROC SUITE</b>
PHOSPHATE ROCK	NORW PANAM	5 998		26 259	26 259 5 998	NORW PANAM	ROCHE PHOSPHATÉE
<b>COMMODITY TOTAL</b>		<b>5 998</b>		<b>26 259</b>	<b>32 257</b>		<b>TOTAL DE MARCHANDISE</b>
<b>COUNTRY/REGION TOTAL</b>		<b>8 720*</b>	<b>*</b>	<b>26 259*</b>	<b>34 979*</b>		<b>TOTAL DE PAYS/REGION</b>
<b>MOZAMBIQUE</b>							<b>MOZAMBIQUE</b>
NUTS, EXC. OIL NUTS NES	U K NORW	27 3	62		89 3	R U NORW	NOIX, SAUF OLEAG. NDA
<b>COMMODITY TOTAL</b>		<b>30</b>	<b>62</b>		<b>92</b>		<b>TOTAL DE MARCHANDISE</b>
VEGETABLES, FRESH	U S A	18			18	E-U	LEGUMES, FRAIS
VEGETABLES, DRIED	U K U S A	15 15	25		25 15	R U E-U	LEGUMES, SECS
<b>COMMODITY TOTAL</b>		<b>15</b>	<b>25</b>		<b>40</b>		<b>TOTAL DE MARCHANDISE</b>
RAW SUGAR	GREEK OTHER		12 955 12 996		12 955 12 996	GREQQ AUTRE	SUCRE BRUT
<b>COMMODITY TOTAL</b>			<b>25 951</b>		<b>25 951</b>		<b>TOTAL DE MARCHANDISE</b>
MOLASSES, CRUDE	OTHER	6 406			6 406	AUTRE	MELASSE, BRUTE
TEA	U K NORW U S A	125 64 48	5		130 64 48	R U NORW E-U	THE
<b>COMMODITY TOTAL</b>		<b>237</b>	<b>5</b>		<b>242</b>		<b>TOTAL DE MARCHANDISE</b>
MANGANESE ORE	U S A	111			111	E-U	MINÉRAI DE MANGANESE
ORES AND CONC.NES	U K U S A OTHER		308 880		308 880	R U E-U	MINÉRAIS ET CONC.NDA
<b>COMMODITY TOTAL</b>			<b>5 135</b>		<b>5 135</b>		<b>TOTAL DE MARCHANDISE</b>
CRUDE NON-MET. MIN. NES	GREEK OTHER	4 399 4 536	1 326		5 725 4 536	GREQQ AUTRE	MIN. NON-MET. BRUTS NDA
<b>COMMODITY TOTAL</b>		<b>8 935</b>	<b>1 326</b>		<b>10 261</b>		<b>TOTAL DE MARCHANDISE</b>
PAPER NES	U S A	112			112	E-U	PAPIER NDA
METALLIC SALTS	U S A	18			18	E-U	SELS MÉTALLIQUES
FERRO-ALLOYS	GER		5 045		5 045	ALL	FERRO-ALLIAGES
STRUCTURAL SHAPES	GREEK		3 026		3 026	GREQQ	PROFILES DE CONSTRUCT.
NON-FERROUS METALS NES	NORW U S A	55 993	836		891 3 065	NORW E-U	MÉTAUX NON-FERREUX NDA
<b>COMMODITY TOTAL</b>		<b>1 048</b>	<b>2 908</b>		<b>3 956</b>		<b>TOTAL DE MARCHANDISE</b>
PASS. AUTOS AND CHASSIS	U K		3		3	R U	VOITURES PART..CHASSIS
CONTAINERS, CLOSURES	U S A	203			203	E-U	CONTENEURS, FERMETURES
MISC. END PRODUCTS NES	NORW		6		6	NORW	PRODUITS FINIS DIV. NDA
CONTAINERIZED FREIGHT	U S A		267		267	E-U	FRET CONTENUEUSE
<b>COUNTRY/REGION TOTAL</b>		<b>17 133*</b>	<b>44 947*</b>	<b>*</b>	<b>62 080*</b>		<b>TOTAL DE PAYS/REGION</b>
<b>SENEGAL</b>							<b>SENEGAL</b>
FISH, FRESH OR FROZEN	GREEK OTHER	917 179			917 179	GREQQ AUTRE	POISSON, FRAIS OU CONG.
<b>COMMODITY TOTAL</b>		<b>1 096</b>			<b>1 096</b>		<b>TOTAL DE MARCHANDISE</b>
<b>COUNTRY/REGION TOTAL</b>		<b>1 096*</b>	<b>*</b>	<b>*</b>	<b>1 096*</b>		<b>TOTAL DE PAYS/REGION</b>
<b>TOGO</b>							<b>TOGO</b>
PERSONAL, HOUSEHOLD GOODS	LIBER	8			8	LIBER	ART. PERS. ET MENAGERS
<b>COUNTRY/REGION TOTAL</b>		<b>8*</b>	<b>*</b>	<b>*</b>	<b>8*</b>		<b>TOTAL DE PAYS/REGION</b>
<b>SRI LANKA</b>							<b>SRI LANKA</b>
FRESH FRUITS, BERRIES	U K	2			2	R U	FRUITS, BAIES FRAIS
FRUIT JUICES	U S A	2			2	E-U	JUS DE FRUIT
NUTS, EXC. OIL NUTS NES	U S A	7			7	E-U	NOIX, SAUF OLEAG. NDA
TEA	U K NETH NORW U S A OTHER	974   1 122 3 105		416 129	974 416 129	R U P. BAS NORW E-U	THE
<b>COMMODITY TOTAL</b>		<b>5 201</b>	<b>110</b>	<b>12</b>	<b>5 868</b>		<b>TOTAL DE MARCHANDISE</b>
SPICES	U K NORW U S A OTHER	23 10 137		6	23 6 10	R U NORW E-U	ÉPICES
<b>COMMODITY TOTAL</b>		<b>170</b>	<b>1</b>	<b>6</b>	<b>177</b>		<b>TOTAL DE MARCHANDISE</b>
SEEDS FOR SOWING NES	OTHER	2			2	AUTRE	GRAINES DE SEMENCE NDA
RUBBER, ALLIED GUMS, NAT	U K U S A OTHER	89 155 107	147		236 155 155	R U E-U AUTRE	CAOUTCHOUC GOMMES NAT.
<b>COMMODITY TOTAL</b>		<b>391</b>	<b>195</b>		<b>546</b>		<b>TOTAL DE MARCHANDISE</b>
TEXTILE FIBRES NES	U K U S A OTHER	435 539 1 738			435 539 1 738	R U E-U AUTRE	FIBRES TEXTILES NDA
<b>COMMODITY TOTAL</b>		<b>2 712</b>			<b>2 712</b>		<b>TOTAL DE MARCHANDISE</b>
RUBBER FAB. MATERIALS	OTHER		11		11	AUTRE	DEMI-PROD. CAOUTCHOUC
WOOD FAB. MATERIALS	U S A	205			205	E-U	DEMI-PRODUITS EN BOIS

TABLE 2B. COMMODITIES UNLOADED FROM FOREIGN COUNTRIES BY COUNTRY OF ORIGIN, REGISTRY OF VESSEL AND CANADIAN REGION - 1977

TABLEAU 2B. MARCHANDISES DECHARGEES EN PROVENANCE DE PAYS ETRANGERS SELON LE PAYS D'ORIGINE, L'IMMATRICULATION DU NAVIRE ET LA REGION DU CANADA - 1977

METRIC TONNES - TONNES METRIQUE

COUNTRY OF ORIGIN AND KIND OF CARGO	REGISTRY OF VESSEL	ATLANTIC ATLANTIQUE	GREAT LAKES GRANDS LACS	PACIFIC PACIFIQUE	TOTAL TOTAL	IMMATRIC. DU NAVIRE	PAYS D'ORIGINE ET MARCHANDISE
<b>SRI LANKA CONT.</b>							<b>SRI LANKA SUITE</b>
COMMODITY TOTAL	OTHER	309			309	AUTRE	TOTAL DE MARCHANDISE
JUTE WOVEN FABRICS	U S A	514			514	E-U	TISSUS DE JUTE
COMMODITY TOTAL	OTHER	164			164	AUTRE	TOTAL DE MARCHANDISE
TEXTILE FAB.MTL NES	U S A	2 159			2 159	E-U	OUVR. EN MAT. TEXT. NDA
COMMODITY TOTAL	OTHER	2 323			2 323	AUTRE	TOTAL DE MARCHANDISE
EQUIPMENT MISC.	NORV	1			1	NORV	MATERIEL DIVERS
COMMODITY TOTAL	U S A	234			234	E-U	TOTAL DE MARCHANDISE
PERSONAL, HSEHCLD GOODS	OTHER	235			235	AUTRE	ART. PERS. ET MENAGERS
	NORV	162		3	162	NORV	TOTAL DE MARCHANDISE
	U S A	162		3	165	E-U	ART. PERS. ET MENAGERS
	U K		3		3	R U	TOTAL DE MARCHANDISE
	NETH			7	7	P. BAS	MARCHANDISES DIVERSES
	NORV			6	6	NORV	FR. CONTENEURESE
	U S A	14			14	E-U	TOTAL DE MARCHANDISE
	OTHER	812	3	13	812	AUTRE	MARCHANDISES DIVERSES
GENERAL CARGO	OTHER	826			842	AUTRE	FR. CONTENEURESE
CONTAINERIZED FREIGHT	NETH	19			19	P. BAS	TOTAL DE MARCHANDISE
COMMODITY TOTAL	OTHER	30		123	123	AUTRE	TOTAL DE MARCHANDISE
		30		123	153		TOTAL DE MARCHANDISE
COUNTRY/REGION TOTAL		12 556*	320*	702*	13 578*		TOTAL DE PAYS/REGION
<b>HONG KONG</b>							<b>HONG-KONG</b>
MEAT, FRESH OR FROZEN	U S A			1	1	E-U	VIANDE, FRAICHE / CONG.
MEAT AND MEAT PREP. NES	U S A			15	15	E-U	VIANDES ET PREP. NDA
SHELL FISH, NES	NORV			31	31	NORV	MOLLUSQUES CRUST., NDA
CEREALS UNMILLED, NES	OTHER			15	15	AUTRE	CEREALES NON MOUL., NDA
CEREALS MILLED, NES	OTHER	1			1	AUTRE	CEREALES MOULUES, NDA
BAKERY PROD., INC. FROZEN	U S A			5	5	E-U	PROD. BOUL., PROD. CONG.
MACARONI, CEREAL FROD.	NORV	21			21	NORV	PATES ALIM. PROD. CEREAL
	PANAM	3			3	PANAM	TOTAL DE MARCHANDISE
	OTHER	24		20	20	AUTRE	FRUITS, BAIES FRAIS
FRESH FRUITS, BERRIES	NORV			20	44	NORV	FRUITS PREP. EN BOITE
FRUITS, PREP. CANNED	NORV			18	18	NORV	TOTAL DE MARCHANDISE
COMMODITY TOTAL	PANAM	17		7	24	PANAM	NOIX, SAUF OLEAG. NDA
COMMODITY TOTAL	U K	17			28	R U	TOTAL DE MARCHANDISE
NUTS, EXC. OIL NUTS NES	NORV	28			2	NORV	LEGUMES, FRAIS
	PANAM	2			14	PANAM	TOTAL DE MARCHANDISE
COMMODITY TOTAL	OTHER	44		31	44	AUTRE	LEGUMES, SECS
VEGETABLES, FRESH	DENMK			31	31	DANMK	PREP. DE LEGUMES NDA
COMMODITY TOTAL	NORV	56		31	56	NORV	TOTAL DE MARCHANDISE
VEGETABLES, DRIED	NORV	56			10	NORV	PREP. A BASE DE SUCRE
VEGETABLE PREP. NES	U K	10		5	12	R U	TOTAL DE MARCHANDISE
	DENMK	7		31	31	DANMK	CACAD ET CHOCOLAT
	NORV	5			5	NORV	CAFE
COMMODITY TOTAL	NORV	12		36	48	NORV	THE
SUGAR PREPARATIONS	PANAM	26			26	PANAM	TOTAL DE MARCHANDISE
	OTHER	12			12	AUTRE	GRAINES, NOIX OLEAG. NDA
COMMODITY TOTAL	PANAM	47			47	PANAM	PR. BRUTS ORIG. VEG. NDA
COCOA AND CHOCCLATE	PANAM	2			2	PANAM	TOTAL DE MARCHANDISE
COFFEE	PANAM	9			9	PANAM	FIBRES TEXTILES NDA
TEA	U K	34			34	R U	DECHETS DE COTON, TEXT.
	NORV	9			9	NORV	
	SWEDN	2			2	SUEDE	
	PANAM	6			6	PANAM	
	OTHER	51		6	57	AUTRE	
COMMODITY TOTAL	U K	7			7	R U	
SPICES	NORV	9			9	NORV	
	SWEDN	5			5	SUEDE	
	PANAM	2			2	PANAM	
	U S A	23		15	15	E-U	
COMMODITY TOTAL	U K			15	38		
MISC. FOOD PREP. NES	DENMK			563	563	R U	
	GREEK			575	575	DANMK	
	NORV	116		14	14	GRECQ	
	SWEDN	6		600	716	NORV	
	PANAM	105			6	SUEDE	
	U S A				105	PANAM	
	OTHER	22			516	E-U	
COMMODITY TOTAL	NORV	249		2 396	2 645	AUTRE	
OIL SEEDS, NUTS NES	U K	9			9	NORV	
CRUDE VEG. PROD. NES	NORV	4			5	R U	
	OTHER	4			4	NORV	
COMMODITY TOTAL	OTHER	4			3	AUTRE	
TEXTILE FIBRES NES	OTHER				8		
COTTON, TEXTILE WASTE	OTHER				65	AUTRE	
					195	AUTRE	



TABLE 2B. COMMODITIES UNLOADED FROM FOREIGN COUNTRIES BY COUNTRY OF ORIGIN, REGISTRY OF VESSEL AND CANADIAN REGION - 1977

TABLEAU 2B. MARCHANDISES DECHARGEES EN PROVENANCE DE PAYS ETRANGERS SELON LE PAYS D'ORIGINE, L'IMMATRICULATION  
OU NAVIRE ET LA REGION DU CANADA - 1977

COUNTRY OF ORIGIN AND KIND OF CARGO		REGISTRY OF VESSEL	ATLANTIC ATLANTIQUE	GREAT LAKES GRANDS LACS	PACIFIC PACIFIQUE	TOTAL TOTAL	IMMATRIC. DU NAVIRE	PAYS D'ORIGINE ET MARCHANDISE
HONG KONG	CONT.							HONG-KONG
LEATHER		SWEDN	17			17	SUEDE	CUIR
		OTHER			17	17	AUTRE	
COMMODITY TOTAL			17		17	34		TOTAL DE MARCHANDISE
RUBBER FAB. MATERIALS		NORW	6			6	NORV	DEMI-PROD. CAOUTCHOUC
VENEER, PLYWOOD		OTHER		260	21	281	AUTRE	PLACAGES, CONTRE-PLAQ.
WOOD FAB. MATERIALS		NORW	19			19	NORV	DEMI-PRODUITS EN BOIS
		OTHER	3			3	AUTRE	
COMMODITY TOTAL			22			22		TOTAL DE MARCHANDISE
PAPER NES		OTHER			4	4	AUTRE	PAPIER NDA
TEXTILE FAB. MTL NES		U K	6		113	119	R U	COVR. EN MAT. TEXT. NDA
		DENMK			48	48	DANMK	
		GREEK			23	23	GRECQ	
		NORW	601		428	1 029	NDRV	
		SWEDN	22			22	SUEDE	
		PANAM	312			312	PANAM	
		U S A			44	44	E-U	
		OTHER	19		9	28	AUTRE	
COMMODITY TOTAL			960		665	1 625		TOTAL DE MARCHANDISE
OILS, FATS, WAXES NES		NORW	3			3	NORV	HUIL. MAT. GRAS. CIRE NDA
		OTHER	1			1	AUTRE	
COMMODITY TOTAL			4			4		TOTAL DE MARCHANDISE
METALLIC SALTS		U K	100			100	R U	SELS METALLIQUES
INORGANIC CHEMS. NES		U K			20	20	R U	PROD. CHIM. INORG. NDA
		NORW	141			141	NORV	
		PANAM	191			191	PANAM	
COMMODITY TOTAL			332		20	352		TOTAL DE MARCHANDISE
ORGANIC CHEMICALS NES		U K			20	20	R U	PROD. CHIM. ORGAN. NDA
		PANAM	204			204	PANAM	
COMMODITY TOTAL			204		20	224		TOTAL DE MARCHANDISE
PLASTIC MATERIALS		U K			35	35	R U	MATIERES PLASTIQUES
		DENMK			11	11	DANMK	
		NORW	21			223	NORV	
		SWEDN	5			5	SUEDE	
		U S A			8	8	E-U	
		OTHER	5		15	20	AUTRE	
COMMODITY TOTAL			31		271	302		TOTAL DE MARCHANDISE
PLATE & SHEET STEEL		SWEDN	1			1	SUEDE	TOLFS, FEUILLES CACIER
METAL FAB. BASIC PRD.		U K			7	7	R U	OUVR. DE BASE EN METAL
		NORW	50			50	NORV	
		SWEDN	5			5	SUEDE	
		OTHER			6	6	AUTRE	
COMMODITY TOTAL			55		13	68		TOTAL DE MARCHANDISE
NON-MET. MIN. BASIC PRD		U K			5	5	R U	PRD. MIN. NON-MET. BASE
		PANAM	2			2	PANAM	
COMMODITY TOTAL			2		5	7		TOTAL DE MARCHANDISE
MISC. FABRICATED PRD.		NORW	46			46	NDRV	OUVRAGES DIVERS
		OTHER	3			3	AUTRE	
COMMODITY TOTAL			49			49		TOTAL DE MARCHANDISE
MACHINERY NES		U K			51	51	R U	MACHINES NDA
		DENMK			3	3	DANMK	
		OTHER			33	33	AUTRE	
COMMODITY TOTAL					87	87		TOTAL DE MARCHANDISE
SHIPS, AIRCRAFT, MIS. VEH		NORW			9	9	NORV	NAVIRES, AVIONS, VEH. DIV
		OTHER			5	5	AUTRE	
COMMODITY TOTAL					14	14		TOTAL DE MARCHANDISE
EQUIPMENT MISC.		U K			17	17	R U	MATERIEL DIVERS
		GREEK			9	9	GRECQ	
		NORW	113		113	226	NORV	
		SWEDN	21			21	SUEDE	
		U S A			6	6	E-U	
		OTHER	13		74	87	AUTRE	
COMMODITY TOTAL			147		219	366		TOTAL DE MARCHANDISE
PERSONAL, HOUSEHOLD GOODS		U K	119			119	R U	ART. PERS. ET MENAGERS
		DENMK			29	29	DANMK	
		GREEK			39	39	GRECQ	
		NORW	238			574	NORV	
		SWEDN	155			155	SUEDE	
		OTHER	23	3	309	335	AUTRE	
COMMODITY TOTAL			535	3	876	1 414		TOTAL DE MARCHANDISE
MISC. END PRODUCTS NES		U K	26			26	R U	PRODUITS FINIS DIV. NDA
		DENMK			44	44	DANMK	
		NORW	32			37	NORV	
		PANAM	198			198	PANAM	
		OTHER	16		166	182	AUTRE	
COMMODITY TOTAL			272		237	509		TOTAL DE MARCHANDISE
GENERAL CARGO		U K			129	129	R U	MARCHANDISES DIVERSES
		DENMK			54	54	DANMK	
		NORW	4		16	20	NORV	
		OTHER	4		34	41	AUTRE	
COMMODITY TOTAL			8	3	233	244		TOTAL DE MARCHANDISE
CONTAINERIZED FREIGHT		U K	2 324			2 324	R U	FRET CONTENEURESE
		DENMK			1 461	1 461	DANMK	
		GREEK	5 332			5 332	ALL	
		NORW			86	86	GRECQ	
		SWEDN	1 407		3 561	3 561	NORV	
						1 407	SUEDE	



TABLE 2B. COMMODITIES UNLOADED FROM FOREIGN COUNTRIES BY COUNTRY OF ORIGIN, REGISTRY OF VESSEL AND CANADIAN REGION - 1977

TABLEAU 2B. MARCHANDISES DECHARGEES EN PROVENANCE DE PAYS ETRANGERS SELON LE PAYS D'ORIGINE, L'IMMATRICULATION DU NAVIRE ET LA REGION DU CANADA - 1977

METRIC TONNES - TONNES METRIQUE

COUNTRY OF ORIGIN AND KIND OF CARGO	REGISTRY OF VESSEL	ATLANTIC ATLANTIQUE	GREAT LAKES GRANDS LACS	PACIFIC PACIFIQUE	TOTAL TOTAL	IMMATRIC. DU NAVIRE	PAYS D'ORIGINE ET MARCHANDISE
<b>HONG KONG CONT.</b>							
	LIBER	11 539		383	11 922	LIBER	HONG-KONG SUITE
	U S A			1 215	1 215	E-U	
	OTHER	12 352		6 739	19 091	AUTRE	
COMMODITY TOTAL		32 954		14 000	46 954		TOTAL DE MARCHANDISE
COUNTRY/REGION TOTAL		36 257*	266*	19 566*	56 089*		TOTAL DE PAYS/REGION
<b>INDIA</b>							
CEREALS UNMILLED, NES	U S A	46			46	E-U	CEREALES NON MOUL., NDA
DRIED FRUITS	OTHER			8	8	AUTRE	FRUITS SECS
FRUIT PULP, PUREE	U S A	11			11	E-U	PULPE DE FRUIT, PUREE
FRUIT, PRES., NOT CANNED	U S A	2			2	E-U	CONS. FRUITS NON BOITE
FRUITS, PREP. CANNED	U S A	31			31	E-U	FRUITS PREP. EN BOITE
	OTHER	2			2	AUTRE	
COMMODITY TOTAL		33			33		TOTAL DE MARCHANDISE
NUTS, EXC. OIL NUTS NES	U K	97	127		224	R U	NOIX, SAUF OLEAG. NDA
	NORV				12	NORV	
	U S A	335			335	E-U	
	OTHER	506	319	3	918	AUTRE	
COMMODITY TOTAL		1 028	446	15	1 489		TOTAL DE MARCHANDISE
VEGETABLE PREP. NES	U K	2			2	R U	PREP. DE LEGUMES NOA
	NORV	7		29	36	NORV	
	U S A	11			11	E-U	
	OTHER				3	AUTRE	
COMMODITY TOTAL		20		32	52		TOTAL DE MARCHANDISE
SUGAR PREPARATIONS	U S A	18			18	E-U	PREP. A BASE DE SUCRE
	OTHER			2	2	AUTRE	
COMMODITY TOTAL		18		2	20		TOTAL DE MARCHANDISE
COCOA AND CHOCOLATE	OTHER	7			7	AUTRE	CACAO ET CHOCOLAT
COFFEE	U S A	20			20	E-U	CAFE
	OTHER	9			9	AUTRE	
COMMODITY TOTAL		29			29		TOTAL DE MARCHANDISE
TEA	U K	431	91		522	R U	THE
	NORV			10	10	NORV	
	U S A	1 330		5	1 335	E-U	
	OTHER	919	123	124	1 166	AUTRE	
COMMODITY TOTAL		2 680	214	139	3 033		TOTAL DE MARCHANDISE
SPICES	U K	102	201		303	R U	EPICES
	NORV	7		53	60	NORV	
	U S A	119		3	122	E-U	
	OTHER	287	128	32	447	AUTRE	
COMMODITY TOTAL		515	329	88	932		TOTAL DE MARCHANDISE
MISC. FOOD PREP. NES	U K	3	10		13	R U	DIV. PREP. ALIM. NDA
	NORV			27	27	NORV	
	U S A	39		44	83	E-U	
	OTHER	77	70	13	160	AUTRE	
COMMODITY TOTAL		119	80	84	283		TOTAL DE MARCHANDISE
SEEDS FOR SOWING NES	NORV			14	14	NORV	GRAINES DE SEMENCE NDA
	U S A	442			442	E-U	
	OTHER	19			19	AUTRE	
COMMODITY TOTAL		461		14	475		TOTAL DE MARCHANDISE
RUBBER, ALLIED GUMS, NAT	U S A	149			149	E-U	CAOUTCHOUC GOMMES NAT.
	OTHER	53	112	39	204	AUTRE	
COMMODITY TOTAL		202	112	39	353		TOTAL DE MARCHANDISE
CRUDE VEG. PROD. NES	NORV			1	1	NORV	PR. BRUTS ORIG. VEG. NDA
	U S A	1			1	E-U	
	OTHER	8		25	33	AUTRE	
COMMODITY TOTAL		9		26	35		TOTAL DE MARCHANDISE
TEXTILE FIBRES NES	U K	34			34	R U	FIBRES TEXTILES NDA
	U S A	20			20	E-U	
	OTHER	47	51	11	109	AUTRE	
COMMODITY TOTAL		101	51	11	163		TOTAL DE MARCHANDISE
ALUMINA, BAUXITE OPES	PANAM		5 503		5 503	PANAM	MINERAIS ALUMINE, BAUX.
STONE, CRUDE NES	NORV			18	18	NORV	PIERRE BRUTE NDA
	U S A	426			426	E-U	
	OTHER			14	14	AUTRE	
COMMODITY TOTAL		426		32	458		TOTAL DE MARCHANDISE
CRUDE NON-MET. MIN. NES	NORV			4	4	NORV	MIN. NON-MET. BRUTS NDA
COTTON, TEXTILE WASTE	NORV			1	1	NORV	DECHETS DE COTON, TEXT.
WASTE AND SCRAP NES	OTHER	44			44	AUTRE	DECHETS ET REBUTS NOA
LEATHER	U K		1		1	R U	CUIR
	U S A	3		1	4	E-U	
	OTHER	8			8	AUTRE	
COMMODITY TOTAL		11	1	1	13		TOTAL DE MARCHANDISE
WOOD FAB. MATERIALS	NORV			2	2	NORV	DEMI-PRODUITS EN BOIS
	OTHER			2	2	AUTRE	
COMMODITY TOTAL				4	4		TOTAL DE MARCHANDISE
JUTE WOVEN FABRICS	U K	373	91		464	R U	TISSUS DE JUTE
	U S A	2 386		23	2 409	E-U	
	OTHER	6 471	654	2 215	9 340	AUTRE	
COMMODITY TOTAL		9 230	745	2 238	12 213		TOTAL DE MARCHANDISE
TEXTILE FAB. MTL NES	U K	30	7		37	R U	OUVR. EN MAT. TEXT. NDA
	NORV	34		53	87	NORV	
	U S A	650		5	655	E-U	
	OTHER	2 571	71	286	2 928	AUTRE	
COMMODITY TOTAL		3 285	78	344	3 707		TOTAL DE MARCHANDISE

TABLE 28. COMMODITIES UNLOADED FROM FOREIGN COUNTRIES BY COUNTRY OF ORIGIN, REGISTRY OF VESSEL AND CANADIAN REGION - 1977

TABLEAU 28. MARCHANDISES DECHARGEES EN PROVENANCE DE PAYS ETRANGERS SELON LE PAYS D'ORIGINE, L'IMMATRICULATION DU NAVIRE ET LA REGION DU CANADA - 1977

METRIC TONNES - TONNES METRIQUE

COUNTRY OF ORIGIN AND KIND OF CARGO	REGISTRY OF VESSEL	ATLANTIC ATLANTIQUE	GREAT LAKES GRANDS LACS	PACIFIC PACIFIQUE	TOTAL TOTAL	IMMATIC. DU NAVIRE	PAYS D'ORIGINE ET MARCHANDISE
<b>INDIA</b>							<b>INDE</b>
CONT.							SUITE
INORGANIC CHEMS. NES	OTHER	671			671	AUTRE	PRDD.CHIM.INORG.NDA
AGRICULTURAL CHEMICALS	U S A	1			1	E-U	PRDD.CHIM.AGRIC.DLES
DYESTUFF,PIGMENT,PAINT	OTHER	10	8		18	AUTRE	MAT.COLOR.PIG.PEINTURE
CHEM.SPECIALTIES NES	U S A	21			21	E-U	PRDD.CHIM.SPECIALTIES NDA
PRIMARY IRON,STEEL NES	OTHER	6		380	386	AUTRE	FER,ACIER PRIMAI.P.NDA
CASTINGS,FDGINGS	U S A	124		4	129	E-U	MOUL.PIECES FORGEES
	OTHER	7	55	1 568	1 630	AUTRE	
COMMODITY TOTAL		131	55	1 572	1 758		TOTAL DE MARCHANDISE
BARS AND RODS,STEEL	OTHER	103	15	156	274	AUTRE	BARRES ET TIGES ACIER
PLATE & SHEET STEEL	LIBER	2 167			2 167	LIBER	TOLES,FEUILLES DACIER
	JAPAN	300			300	JAPON	
	OTHER	14 066			14 066	AUTRE	
COMMODITY TOTAL		16 533			16 533		TOTAL DE MARCHANDISE
STRUCTURAL SHAPES	NORV			46	46	NORV	PROFILES DE CONSTRUCT.
	OTHER		32	512	544	AUTRE	
COMMODITY TOTAL			32	558	590		TOTAL DE MARCHANDISE
PIPES,TUBES:IRON,STEEL	OTHER			54	54	AUTRE	TUYAUX,TUBES:FER,ACIER
WIRE	U S A			32	32	E-U	FIL METALLIQUE
	OTHER		20	116	136	AUTRE	
COMMODITY TOTAL			20	148	168		TOTAL DE MARCHANDISE
METAL FAB.BASIC PRDD.	U K	19	3		22	R U	OUVV.DE BASE EN METAL
	NORV	21		4	25	NORV	
	U S A	270		34	304	E-U	
	OTHER	381	1 035	1 369	2 785	AUTRE	
COMMODITY TOTAL		691	1 038	1 407	3 136		TOTAL DE MARCHANDISE
BRICKS,TILES NES	U S A	31			31	E-U	BRIQUES,TUILES NDA
MISC.FABRICATED PRDD.	OTHER	5		78	83	AUTRE	OUVRAGES DIVERS
TRACTORS	U S A	1			1	E-U	TRACTEURS
MACHINERY NES	U K	21	7		28	R U	MACHINES NDA
	NORV			68	68	NORV	
	U S A	41		22	63	E-U	
	OTHER	57		7	64	AUTRE	
COMMODITY TOTAL		119	7	97	223		TOTAL DE MARCHANDISE
BUSES AND CHASSIS	NORV			1	1	NORV	AUTOBUS ET CHASSIS
MOTOR VEHICLE ENGINES	U S A	32			32	E-U	MOTEURS DE VEH.AUTOM.
EQUIPMENT MISC.	U K		5		5	R U	MATERIEL DIVERS
	NORV	13		34	47	NORV	
	U S A	191			191	E-U	
	OTHER	67	4	4 588	4 659	AUTRE	
COMMODITY TOTAL		271	9	4 622	4 902		TOTAL DE MARCHANDISE
PERSONAL,HOUSEHOLD GOODS	U K	180	142		322	R U	ART.PERS.ET MENAGERS
	NETH			1	1	P.BAS	
	NORV	25		72	97	NORV	
	U S A	652		8	660	E-U	
	OTHER	247	104	215	566	AUTRE	
COMMODITY TOTAL		1 104	246	296	1 646		TOTAL DE MARCHANDISE
CONTAINERS,CLOSURES	U S A	19			19	E-U	CONTENEURS,FERMETURES
MISC. END PRODUCTS NES	U K	18	1		19	R U	PRODUITS FINIS DIV.NDA
	NORV	129			129	NORV	
	U S A	12			12	E-U	
	OTHER	378		192	570	AUTRE	
COMMODITY TOTAL		537	1	192	730		TOTAL DE MARCHANDISE
GENERAL CARGO	U K		1		1	R U	MARCHANDISES DIVERSES
	NORV	147		10	157	NORV	
	U S A	56			56	E-U	
	OTHER	154	107	3	264	AUTRE	
COMMODITY TOTAL		357	108	13	478		TOTAL DE MARCHANDISE
CONTAINERIZED FREIGHT	OTHER	28			28	AUTRE	FRET CONTENEURESE
<b>COUNTRY/REGION TOTAL</b>		<b>38 948*</b>	<b>9 098*</b>	<b>12 656*</b>	<b>60 702*</b>		<b>TOTAL DE PAYS/REGION</b>
<b>MALAYSIA</b>							<b>MALAISIE</b>
FISH,FRESH OR FROZEN	NORV			16	16	NORV	POISSON,FRAIS OU CONG.
MACARONI,CEREAL PRDD.	GREEK			8	8	GREQQ	PATES ALIM.PROD.CEREAL
	NORV	799		15	814	NORV	
COMMODITY TOTAL		799		23	822		TOTAL DE MARCHANDISE
FRUITS, PREP. CANNED	U S A			159	159	E-U	FRUITS PREP. EN BOITE
NUTS,EXC.OIL NUTS NES	U S A			1	1	E-U	NOIX,SAUF OLEAG.NDA
VEGETABLE PREP.NES	OTHER	10			10	AUTRE	PREP. DE LEGUMES NDA
TEA	OTHER	5			5	AUTRE	THE
SPICES	NORV	10			10	NORV	EPICES
MISC.FOOD PREP.NES	NORV			13	13	NORV	DIV.PREP.ALIM.NDA
	OTHER		8		8	AUTRE	
COMMODITY TOTAL			8	13	21		TOTAL DE MARCHANDISE
RUBBER,ALLIED GUMS,NAT	U K			1 382	1 382	R U	CADUTCHOU GOMMES NAT.
	GREEK			414	414	GREQQ	
	NETH			65	65	P.BAS	
	NORV	313		10 423	10 736	NORV	
	U S A			5 522	5 522	E-U	
	OTHER	142	773	5 072	5 987	AUTRE	
COMMODITY TOTAL		455	773	22 878	24 106		TOTAL DE MARCHANDISE
CRUDE VEG.PROD.NES	OTHER	64			64	AUTRE	PR.BRUTS ORIG.VEG.NDA
TEXTILE FIBRES NES	OTHER	9			9	AUTRE	FIBRES TEXTILES NDA
LEATHER	OTHER	40			40	AUTRE	CUIR
RUBBER FAB.MATERIALS	NORV	10			10	NORV	DEMI-PROD.CADUTCHDUC



TABLE 28. COMMODITIES UNLOADED FROM FOREIGN COUNTRIES BY COUNTRY OF ORIGIN, REGISTRY OF VESSEL AND CANADIAN REGION - 1977

TABLEAU 28. MARCHANDISES DECHARGEES EN PROVENANCE DE PAYS ETRANGERS SELON LE PAYS D'ORIGINE, L'IMMATRICULATION DU NAVIRE ET LA REGION DU CANADA - 1977

METRIC TONNES - TONNES METRIQUE

COUNTRY OF ORIGIN AND KIND OF CARGO	REGISTRY OF VESSEL	ATLANTIC ATLANTIQUE	GREAT LAKES GRANDS LACS	PACIFIC PACIFIQUE	TOTAL TOTAL	IMMATRIC. DU NAVIRE	PAYS D'ORIGINE ET MARCHANDISE
<b>MALAYSIA CONT.</b>							
LUMBER AND TIMBER	U K			1 514	1 514	R U	MALAISIE SUITE
	NETH			386	386	P. BAS	BOIS D'OEUVRE ET CHARP.
	NORW	472		250	722	NORV	
	U S A			336	336	E-U	
	OTHER	261	287	10 511	11 059	AUTRE	
COMMODITY TOTAL		733	287	12 997	14 017		TOTAL DE MARCHANDISE
VENEER, PLYWOOD	OTHER			85	85	AUTRE	PLACAGES, CONTRE-PLAQ.
WOOD FAB. MATERIALS	OTHER	28	644	495	1 167	AUTRE	DEMI-PRODUITS EN BOIS
TEXTILE FAB. MTL NES	GREEK			37	37	GRECQ	OUVR. EN MAT. TEXT. NDA
	NORW	41		155	196	NORV	
	U S A			8	8	E-U	
	OTHER	7		5	12	AUTRE	
COMMODITY TOTAL		48		205	253		TOTAL DE MARCHANDISE
VEG. OILS, FATS NES	U K			587	587	R U	HUIL. MAT. GRAS. VEG. NDA
	NORW	1 229	4 100		5 329	NORV	
	LIBER	449	8 136		8 585	LIBER	
	U S A			975	975	E-U	
COMMODITY TOTAL		1 678	12 236	1 562	15 476		TOTAL DE MARCHANDISE
CASTINGS, FORGINGS	OTHER			34	34	AUTRE	MOUL. PIECES FORGEES
PLATE & SHEET STEEL	NORW			13	13	NORV	TOLES, FEUILLES D'ACIER
NON-FERROUS METALS NES	GREEK			5	5	GRECQ	METAUX NON-FERREUX NDA
	NORW			55	55	NORV	
	OTHER			1	1	AUTRE	
COMMODITY TOTAL				61	61		TOTAL DE MARCHANDISE
MISC. FABRICATED PROD.	OTHER	1			1	AUTRE	OUVRAGES DIVERS
MACHINERY NES	OTHER			1	1	AUTRE	MACHINES NDA
EQUIPMENT MISC.	U K			2	2	R U	MATERIEL DIVERS
	NORW			42	42	NORV	
	U S A			15	15	E-U	
	OTHER	18			18	AUTRE	
COMMODITY TOTAL		18		59	77		TOTAL DE MARCHANDISE
PERSONAL, HOUSEHOLD GOODS	U K			6	6	R U	ART. PERS. ET MENAGERS
	NORW			12	12	NORV	
	U S A			3	3	E-U	
	OTHER			3	6	AUTRE	
COMMODITY TOTAL				24	41		TOTAL DE MARCHANDISE
CONTAINERS, CLOSURES	OTHER			27	27	AUTRE	CONTENEURS, FERMETURES
MISC. END PRODUCTS NES	U K			4	4	R U	PRODUITS FINIS DIV. NDA
	NORW			11	13	NORV	
	OTHER	30			30	AUTRE	
COMMODITY TOTAL		32		15	47		TOTAL DE MARCHANDISE
GENERAL CARGO	OTHER		4		4	AUTRE	MARCHANDISES DIVERSES
CONTAINERIZED FREIGHT	U K			145	145	R U	FRET CONTENEURESE
	GREEK			36	36	GRECQ	
	NORW			418	418	NORV	
	OTHER	45		98	143	AUTRE	
COMMODITY TOTAL		45		697	742		TOTAL DE MARCHANDISE
COUNTRY/REGION TOTAL		4 002*	13 952*	39 365*	57 319*		TOTAL DE PAYS/REGION
<b>PAKISTAN</b>							
VEGETABLES, DRIED	OTHER	21			21	AUTRE	PAKISTAN
MOLASSES, CRUDE	JAPAN	13 578			13 578	JAPON	LEGUMES, SECS
SPICES	OTHER	17			17	AUTRE	MELASSES, BRUTE
TEXTILE FIBRES NES	OTHER	89			89	AUTRE	EPICES
JUTE WOVEN FABRICS	OTHER	99			99	AUTRE	FIBRES TEXTILES NDA
TEXTILE FAB. MTL NES	U S A	33		4	37	E-U	TISSUS DE JUTE
	OTHER	451			451	AUTRE	OUVR. EN MAT. TEXT. NDA
COMMODITY TOTAL		484		4	488		TOTAL DE MARCHANDISE
EQUIPMENT MISC.	OTHER	1			1	AUTRE	MATERIEL DIVERS
PERSONAL, HOUSEHOLD GOODS	U S A	52		3	55	E-U	ART. PERS. ET MENAGERS
	OTHER	455			455	AUTRE	
COMMODITY TOTAL		507		3	510		TOTAL DE MARCHANDISE
MISC. END PRODUCTS NES	U S A	1			1	E-U	PRODUITS FINIS DIV. NDA
	OTHER	2			2	AUTRE	
COMMODITY TOTAL		3			3		TOTAL DE MARCHANDISE
COUNTRY/REGION TOTAL		14 799*	*	7*	14 806*		TOTAL DE PAYS/REGION
<b>SINGAPOUR</b>							
SHELL FISH, NES	NORW			5	5	NORV	SINGAPOUR
FRUITS, PREP. CANNED	NORW	61		207	268	NORV	MOLLUSQUES CRUST. NDA
	OTHER			69	69	AUTRE	FRUITS PREP. EN BOITE
COMMODITY TOTAL		61		276	337		TOTAL DE MARCHANDISE
NUTS, EXC. DTL NUTS NES	OTHER			2	2	AUTRE	NOIX, SAUF DLEAG. NDA
VEGETABLES, DRIED	NORW	15		10	25	NORV	LEGUMES, SECS
VEGETABLE PREP. NES	OTHER	44		22	66	AUTRE	PREP. DE LEGUMES NDA
COMMODITY TOTAL		59		22	81		TOTAL DE MARCHANDISE
COCOA AND CHOCOLATE	OTHER	1			1	AUTRE	CACAO ET CHOCOLAT
COFFEE	NETH			50	50	P. BAS	CAFE
	NORW	150		149	299	NORV	
	OTHER	1			1	AUTRE	
COMMODITY TOTAL		151		199	350		TOTAL DE MARCHANDISE



TABLE 28. COMMODITIES UNLOADED FROM FOREIGN COUNTRIES BY COUNTRY OF ORIGIN, REGISTRY OF VESSEL AND CANADIAN REGION - 1977

TABLEAU 28. MARCHANDISES DECHARGEES EN PROVENANCE DE PAYS ETRANGERS SELON LE PAYS D'ORIGINE, L'IMMATRICULATION DU NAVIRE ET LA REGION DU CANADA - 1977

METRIC TONNES - TONNES METRIQUE

COUNTRY OF ORIGIN AND KIND OF CARGO	REGISTRY OF VESSEL	ATLANTIC ATLANTIQUE	GREAT LAKES GRANDS LACS	PACIFIC PACIFIQUE	TOTAL TOTAL	IMMATRIC. DU NAVIRE	PAYS D'ORIGINE ET MARCHANDISE
SINGAPORE CCNT.							SINGAPOUR SUITE
TEA	OTHER	1			1	AUTRE	THE
SPICES	U K	10			10	R U	EPICES
	NETH			1	1	P.BAS	
	NORW	203		45	248	NORV	
	OTHER	51	116	9	176	AUTRE	
COMMODITY TOTAL		264	116	55	435		TOTAL DE MARCHANDISE
MISC. FOOD PREP. NES	U K			17	17	R U	DIV. PREP. ALIM. NDA
	DENMK			150	150	DANMK	
	NORW			9	9	NORV	
	U S A			3	3	E-U	
	OTHER		2	3	5	AUTRE	
COMMODITY TOTAL			2	182	184		TOTAL DE MARCHANDISE
RUBBER, ALLIED GUMS, NAT	U K			1 456	1 456	R U	CAOUTCHOUC GOMMES NAT.
	DENMK			103	103	DANMK	
	GREEK			630	630	GREQC	
	NETH			20	20	P.BAS	
	NORW	770		16 135	16 905	NORV	
	U S A			9 540	9 540	E-U	
	OTHER	52	782	3 248	4 082	AUTRE	
COMMODITY TOTAL		822	782	31 132	32 736		TOTAL DE MARCHANDISE
CRUDE VEG. PROD. NES	OTHER	46			46	AUTRE	PR. BRUTS ORIG. VEG. NDA
LEATHER	OTHER	21			21	AUTRE	CUIR
RUBBER FAB. MATERIALS	OTHER	5			5	AUTRE	DEMI-PROD. CAOUTCHOUC
LUMBER AND TIMBER	U K			238	238	R U	BOIS D'OEUVRE ET CHARP.
	NORW			347	347	NORV	
	U S A			1 279	1 279	E-U	
	OTHER	15	118	592	725	AUTRE	
COMMODITY TOTAL		15	118	2 456	2 589		TOTAL DE MARCHANDISE
VENEER, PLYWOOD	U S A			1	1	E-U	PLACAGES, CONTRE-PLAQ.
	OTHER	96		90	186	AUTRE	
COMMODITY TOTAL		96		91	187		TOTAL DE MARCHANDISE
WOOD FAB. MATERIALS	NETH			120	120	P.BAS	DEMI-PRODUITS EN BOIS
	NORW	86		108	194	NORV	
	OTHER			260	260	AUTRE	
COMMODITY TOTAL		86		488	574		TOTAL DE MARCHANDISE
PAPER NES	U S A			41	41	E-U	PAPIER NDA
TEXTILE FAB. MTL NES	U K			120	120	R U	OUVR. EN MAT. TEXT. NDA
	DENMK			8	8	DANMK	
	NORW	5		5	5	NORV	
	U S A			2	2	E-U	
COMMODITY TOTAL		5		130	135		TOTAL DE MARCHANDISE
SYNTHETIC RUBBER	DENMK			561	561	DANMK	CAOUTCHOUC SYNTHETIQUE
PLASTIC MATERIALS	NORW			4	4	NORV	MATIERES PLASTIQUES
BARS AND RODS, STEEL	DENMK			11	11	DANMK	BARRES ET TIGES ACIER
STRUCTURAL SHAPES	DENMK			5	5	DANMK	PROFILES DE CONSTRUCT.
METAL FAB. BASIC PROD.	U K			2	2	R U	OUVR. DE BASE EN METAL
MISC. FABRICATED PROD.	U K			10	10	R U	OUVRAGES DIVERS
	NORW			5	5	NORV	
	OTHER	2			2	AUTRE	
COMMODITY TOTAL		2		15	17		TOTAL DE MARCHANDISE
TRACTORS	OTHER				4	AUTRE	TRACTEURS
MACHINERY NES	U K				3	R U	MACHINES NOA
	NORW				37	NORV	
COMMODITY TOTAL					40		TOTAL DE MARCHANDISE
SHIPS, AIRCRAFT, MIS. VEH	NETH				18	P.BAS	NAVIRES, AVIONS, VEH. DIV
EQUIPMENT MISC.	U K				32	R U	MATERIEL DIVERS
	DENMK				1	DANMK	
	NORW				101	NORV	
	U S A				132	E-U	
	OTHER				9	AUTRE	
COMMODITY TOTAL					275		TOTAL DE MARCHANDISE
PERSONAL, HSEHOLD GOODS	U K				8	R U	ART. PERS. ET MENAGERS
	DENMK				19	DANMK	
	NORW	1			28	NORV	
	U S A				78	E-U	
	OTHER	3			72	AUTRE	
COMMODITY TOTAL		4			205		TOTAL DE MARCHANDISE
CONTAINERS, CLOSURES	NETH				20	P.BAS	CONTENEURS, FERMETURES
	U S A				32	E-U	
COMMODITY TOTAL					52		TOTAL DE MARCHANDISE
MISC. END PRODUCTS NES	U K				3	R U	PRODUITS FINIS DIV. NDA
	DENMK				2	DANMK	
	OTHER	1			1	AUTRE	
COMMODITY TOTAL		1			5		TOTAL DE MARCHANDISE
GENERAL CARGO	U K				13	R U	MARCHANDISES DIVERSES
	DENMK				8	DANMK	
	NETH				2	P.BAS	
	NORW				4	NORV	
	U S A				24	E-U	
	OTHER		5	3	8	AUTRE	
COMMODITY TOTAL			5		54		TOTAL DE MARCHANDISE
CONTAINERIZED FREIGHT	U K				271	R U	FRET CONTENEURESE
	DENMK				404	DANMK	
	NORW				670	NORV	
	LIBER	16			16	LIBER	
	U S A				204	E-U	

TABLE 2B. COMMODITIES UNLOADED FROM FOREIGN COUNTRIES BY COUNTRY OF ORIGIN, REGISTRY OF VESSEL AND CANADIAN REGION - 1977

TABLEAU 2B. MARCHANDISES DECHARGEES EN PROVENANCE DE PAYS ETRANGERS SELON LE PAYS D'ORIGINE, L'IMMATRICULATION DU NAVIRE ET LA REGION DU CANADA - 1977

METRIC TONNES - TONNES METRIQUE

COUNTRY OF ORIGIN AND KIND OF CARGO	REGISTRY OF VESSEL	ATLANTIC ATLANTIQUE	GREAT LAKES GRANDS LACS	PACIFIC PACIFIQUE	TOTAL TOTAL	IMMATRIC. DU NAVIRE	PAYS D'ORIGINE ET MARCHANDISE
<b>SINGAPORE CONT.</b>							
	OTHER	9		151	170	AUTRE	SINGAPOUR SUITE
COMMODITY TOTAL		25		1 710	1 735		TOTAL DE MARCHANDISE
COUNTRY/REGION TOTAL		1 665*	1 023*	38 050*	40 738*		TOTAL DE PAYS/REGION
<b>PEOPLE'S REPUBLIC OF CHINA</b>							
NUTS, EXC. OIL NUTS NES	PANAM	8			8	PANAM	REP. POP. CHINE
VEGETABLE PREP. NES	NORV	17			17	NORV	NOIX, SAUF OLEAG. NDA
SUGAR PREPARATIONS	NORV	2			2	NORV	PREP. DE LEGUMES NDA
COCOA AND CHOCOLATE	PANAM	2			2	PANAM	PREP. A BASE DE SUCRE
COFFEE	PANAM	9			9	PANAM	CACAO ET CHOCOLAT
TEA	PANAM	10			10	PANAM	CAFE
SPICES	PANAM	3			3	PANAM	THE
MISC. FOOD PREP. NES	NORV	12		27	39	NORV	EPTICES
LEATHER	NORV	2			2	NORV	DIV. PREP. ALIM. NDA
WOOD FAB. MATERIALS	NORV	3			3	NORV	CUIR
TEXTILE FAB. MTL NES	NORV	819		14	833	NORV	DEMI-PRODUITS EN BOIS
	PANAM	356			356	PANAM	OUVR. EN MAT. TEXT. NDA
COMMODITY TOTAL		1 175		14	1 189		TOTAL DE MARCHANDISE
ORGANIC CHEMICALS NES	NORV	6			6	NORV	PRDD. CHIM. ORGAN. NDA
METAL FAB. BASIC PROD.	NORV	382			382	NORV	OUVR. DE BASE EN METAL
NON-MET. MIN. BASIC PROD.	NORV	10			10	NORV	PRDD. MIN. NON-MET. BASE
	PANAM	15			15	PANAM	
COMMODITY TOTAL		25			25		TOTAL DE MARCHANDISE
MISC. FABRICATED PROD.	NORV	221			221	NORV	OUVRAGES DIVERS
MISC. END PRODUCTS NES	PANAM	222			222	PANAM	PRODUITS FINIS DIV. MDA
GENERAL CARGO	PANAM	137			137	PANAM	MARCHANDISES DIVERSES
COUNTRY/REGION TOTAL		2 236*	*	41*	2 277*		TOTAL DE PAYS/REGION
<b>INDONESIA</b>							
TEA	NORV	179			179	NORV	INDONESIE
RUBBER, ALLIED GUMS, NAT	DENMK			222	222	DANMK	THE
	U S A			6 668	6 668	E-U	CADUTCHOUQ GOMMES NAT.
COMMODITY TOTAL				6 890	6 890		TOTAL DE MARCHANDISE
VEG. OILS, FATS NES	NORV	472	4 315		4 787	NORV	HUIL. MAT. GRAS. VEG. NDA
	LIBER		5 451		5 451	LIBER	
	JAPAN			513	513	JAPON	
COMMODITY TOTAL		472	9 766	513	10 751		TOTAL DE MARCHANDISE
COUNTRY/REGION TOTAL		651*	9 766*	7 403*	17 820*		TOTAL DE PAYS/REGION
<b>JAPAN</b>							
MEAT AND MEAT PREP. NES	U K	2			2	R U	JAPON
FRESH FRUITS, BERRIES	U K			5 791	5 791	R U	VIANDES ET PREP. NDA
	GER			5 804	5 804	ALL	FRUITS, BAIES FRAIS
	SWEDN			2 687	2 687	SUEDE	
COMMODITY TOTAL				14 282	14 282		TOTAL DE MARCHANDISE
FRUITS, PREP. CANNED	OTHER			3	3	AUTRE	FRUITS PREP. EN BOITE
NUTS, EXC. OIL NUTS NES	OTHER			11	11	AUTRE	NOIX, SAUF OLEAG. NDA
SUGAR PREPARATIONS	LIBER				2	LIBER	PREP. A BASE DE SUCRE
TEA	NORV	14			14	NORV	THE
	SWEDN	20			20	SUEDE	
COMMODITY TOTAL		34			34		TOTAL DE MARCHANDISE
MISC. FOOD PREP. NES	U K			7	7	R U	DIV. PREP. ALIM. NDA
	DENMK			1	1	DANMK	
	OTHER			25	25	AUTRE	
COMMODITY TOTAL				33	33		TOTAL DE MARCHANDISE
ALE, BEER, STOUT, PORTER	NORV			2	2	NORV	ALE, BIERE, STOUT, PORTER
DIST. ALCOHOLIC BEV.	NORV			3	3	NORV	BOISS. ALCOOL. DIST.
NURSEPY, GREENHSE STOCK	SWEDN				1	SUEDE	PROD. PEPINIERE, SERRE
RUBBER, ALLIED GUMS, NAT	OTHER	1		449	449	AUTRE	CADUTCHOUQ GOMMES NAT.
WOOL AND ANIMAL HAIR	SWEDN	1			1	SUEDE	LAINE, POILS ANIMAL
IRON AND STEEL SCRAP	NORV			49	49	NORV	DECHETS DE FER, D'ACIER
CRUDE NON-MET. MIN. NES	SWEDN	10			10	SUEDE	MIN. NON-MET. BRUTS NDA
COOTON, TEXTILE WASTE	U K		4		4	R U	DECHETS DE COTON, TEXT.
	GER		2		2	ALL	
	LIBER		158		158	LIBER	
	OTHER		72		72	AUTRE	
COMMODITY TOTAL			236		236		TOTAL DE MARCHANDISE
RUBBER FAB. MATERIALS	U K			3	3	R U	DEMI-PROD. CADUTCHOUQ
	NORV	11		16	27	NORV	
	SWEDN	5			5	SUEDE	
	LIBER	10			10	LIBER	
	U S A			78	78	E-U	
	OTHER			162	162	AUTRE	
COMMODITY TOTAL		26		259	285		TOTAL DE MARCHANDISE
LUMBER AND TIMBER	OTHER			49	49	AUTRE	BOIS, BOUVER. ET CHARP.
VENEER, PLYWOOD	U K		3	27	30	R U	PLACAGE, ENTRE-PLAC.
	GER		25		25	ALL	
	GREEK		14		14	GRCE	
	NORV			18	18	NORV	
	LIBER	34	31	575	640	LIBER	



TABLE 28. COMMODITIES UNLOADED FROM FOREIGN COUNTRIES BY COUNTRY OF ORIGIN, REGISTRY OF VESSEL AND CANADIAN REGION - 1977

TABLEAU 28. MARCHANDISES DÉCHARGÉES EN PROVENCE DE PAYS ÉTRANGERS SELON LE PAYS D'ORIGINE, L'IMMATRICULATION DU NAVIRE ET LA RÉGION DU CANADA - 1977

COUNTRY OF ORIGIN AND KIND OF CARGO		REGISTRY OF VESSEL	ATLANTIC ATLANTIQUE	GREAT LAKES GRANDS LACS	PACIFIC PACIFIQUE	TOTAL TOTAL	IMMATIC. DU NAVIRE	PAYS D'ORIGINE ET MARCHANDISE
JAPAN	CONT.	PANAM			1 090	1 090	PANAM	JAPAN
		U S A			41	41	E-U	
		OTHER	7	5	1 188	1 200	AUTRE	
COMMODITY TOTAL			41	78	2 939	3 058		TOTAL DE MARCHANDISE
WOOD FAB. MATERIALS		NORW	1			1	NORW	DEMI-PRODUITS EN BOIS
		OTHER				10	AUTRE	
COMMODITY TOTAL			1			11		TOTAL DE MARCHANDISE
PAPER NES		NORW	15			15	NORW	PAPIER NDA
		OTHER			2	2	AUTRE	
COMMODITY TOTAL			15			17		TOTAL DE MARCHANDISE
TEXTILE FAB. MTL NES		U K	43		57	100	R U	OUVR. EN MAT. TEXT. NDA
		DENMK			9	9	DANMK	
		GREEK			3	3	GRECQ	
		NORW	42		345	387	NORW	
		SWEDN	13			13	SUEDE	
		U S A				12	E-U	
		OTHER			13	38	AUTRE	
COMMODITY TOTAL			123		439	562		TOTAL DE MARCHANDISE
METALLIC SALTS		LIBER			3 546	3 546	LIBER	SELS METALLIQUES
		OTHER			1 114	1 114	AUTRE	
COMMODITY TOTAL					4 660	4 660		TOTAL DE MARCHANDISE
INORGANIC CHEMS. NES		DENMK			102	102	DANMK	PROD. CHIM. INORG. NDA
		NORW			1	1	NORW	
		OTHER			6	6	AUTRE	
COMMODITY TOTAL					109	109		TOTAL DE MARCHANDISE
ORGANIC CHEMICALS NES		U K			15 158	15 158	R U	PROD. CHIM. ORG. NDA
		DENMK			109	109	DANMK	
		SWEDN	44			44	SUEDE	
		OTHER			16	16	AUTRE	
COMMODITY TOTAL			44		15 283	15 327		TOTAL DE MARCHANDISE
AGRICULTURAL CHEMICALS		LIBER		2		2	LIBER	PROD. CHIM. AGRIC. CLES
		NORW	6			6	NORW	MATIERES PLASTIQUES
		U S A			23	23	E-U	
COMMODITY TOTAL			6		23	29		TOTAL DE MARCHANDISE
DYE STUFF, PIGMENT, PAINT		SWEDN	6			6	SUEDE	MAT. COLOR. PIG. PEINTURE
		NORW	34			34	NORW	PROD. CHIM. SPECIAUX NDA
		U K			105	105	R U	FERRO-ALLIAGES
		NORW			105	105	NORW	
COMMODITY TOTAL					210	210		TOTAL DE MARCHANDISE
PRIMARY IRON, STEEL NES		U K			11	11	R U	FER. ACIER PRIMAIR. NDA
		GER		194		194	ALL	
		LIBER			2 110	2 110	LIBER	
		OTHER			2	2	AUTRE	
COMMODITY TOTAL				194	2 123	2 317		TOTAL DE MARCHANDISE
CASTINGS, FORGINGS		U K	30			30	R U	MOUL. PIÈCES FORGÉES
		NORW	94			94	NORW	
		SWEDN	36			36	SUEDE	
		LIBER			1 044	1 044	LIBER	
		OTHER			33	33	AUTRE	
COMMODITY TOTAL			160		1 077	1 237		TOTAL DE MARCHANDISE
BAR AND RODS, STEEL		U K			11	11	R U	BARRES ET TIGES ACIER
		DENMK		1 542	20	1 562	DANMK	
		GER		172		282	ALL	
		GREEK	3 199	731		3 930	GRECQ	
		NORW	94		12	106	NORW	
		SWEDN	160			160	SUEDE	
		LIBER	1 005	746	42 477	44 228	LIBER	
		JAPAN	7 257		12 613	19 870	JAPON	
		PANAM			16 257	16 257	PANAM	
		U S A			35	35	E-U	
		OTHER	618		2 271	3 076	AUTRE	
COMMODITY TOTAL			12 443	3 378	73 696	89 517		TOTAL DE MARCHANDISE
PLATE & SHEET STEEL		U K	75	55	167	297	R U	TOLES, FEUILLES DACIER
		DENMK			210	210	DANMK	
		GER	18	159		177	ALL	
		GREEK	3 641			3 641	GRECQ	
		NORW	419		86	505	NORW	
		SWEDN	709			709	SUEDE	
		LIBER	52	6 777	76 376	83 205	LIBER	
		JAPAN	3 629		28 072	31 701	JAPON	
		PANAM	11 010		26 156	37 166	PANAM	
		U S A			819	819	E-U	
		OTHER	7	399	3 391	3 797	AUTRE	
COMMODITY TOTAL			19 560	7 390	135 277	162 227		TOTAL DE MARCHANDISE
STRUCTURAL SHAPES		U K	1 627	274	92	1 993	R U	PROFILES DE CONSTRUCT.
		DENMK			123	123	DANMK	
		GER		110		110	ALL	
		GREEK	8 029	3 188		11 217	GRECQ	
		NORW	56		225	281	NORW	
		SWEDN	750			750	SUEDE	
		LIBER	294	1 327	37 341	38 962	LIBER	
		JAPAN	2 282		15 004	17 286	JAPON	
		PANAM			9 646	9 646	PANAM	
		U S A			87	87	E-U	
		OTHER	36	182	2 121	2 339	AUTRE	
COMMODITY TOTAL			13 074	5 081	64 639	82 794		TOTAL DE MARCHANDISE



TABLE 28. COMMODITIES UNLOADED FROM FOREIGN COUNTRIES BY COUNTRY OF ORIGIN, REGISTRY OF VESSEL AND CANADIAN REGION - 1977

TABLEAU 28. MARCHANDISES DECHARGES EN PROVENANCE DE PAYS ETRANGERS SELON LE PAYS D'ORIGINE, L'IMMATRICULATION DU NAVIRE ET LA REGION DU CANADA - 1977

		METRIC TONNES - TONNES METRIQUE					
COUNTRY OF ORIGIN AND KIND OF CARGO	REGISTRY OF VESSEL	ATLANTIC ATLANTIQUE	GREAT LAKES GRANDS LACS	PACIFIC PACIFIQUE	TOTAL TOTAL	IMMATIC. DU NAVIRE	PAYS D'ORIGINE ET MARCHANDISE
<b>JAPAN CONT.</b>							<b>JAPON SUITE</b>
RAILS & TRACK MATERIAL	NDRW LIBER			161	161	NORV LIBER	RAILS, MAT. VOIE FERREE
COMMODITY TOTAL				2 397	2 397		
PIPES, TUBES, IRON, STEEL	U K GER GREEK NDRW SWEDN LIBER JAPAN PANAM U S A OTHER	921 544 308 275 786 1 048 30		142 544 28 131 786 34 954 19 495 19 722 391 1 903	1 063 544 336 406 786 36 020 19 525 19 722 391 2 266	R U ALL GRECQ NORV SUEDE LIBER JAPON PANAM E-U AUTRE	TOTAL DE MARCHANDISE TUYAUX, TUBES, FER, ACIER
COMMODITY TOTAL		4 275	18	76 766	81 059		TOTAL DE MARCHANDISE
WIRE	U K NDRW SWEDN LIBER JAPAN U S A OTHER			53 47 16 155 70 47 417	53 160 16 3 508 70 47 507	R U NORV SUEDE LIBER JAPON E-U AUTRE	TOTAL DE MARCHANDISE FIL METALLIQUE
COMMODITY TOTAL		3 572		789	4 361		TOTAL DE MARCHANDISE
ALUMINIUM	U K NDRW SWEDN OTHER			5 40 57 30	5 40 57 30	R U NORV SUEDE AUTRE	TOTAL DE MARCHANDISE ALUMINIUM
COMMODITY TOTAL		127		5	132		TOTAL DE MARCHANDISE
COPPER AND ALLCS	U K NORV SWEDN U S A OTHER			10 17 19 7 3	10 17 19 7 3	R U NORV SUEDE E-U AUTRE	TOTAL DE MARCHANDISE CUIVRE ET ALLIAGES
COMMODITY TOTAL		36		20	56		TOTAL DE MARCHANDISE
NON-FERROUS METALS NES METAL FAB. BASIC PROD.	OTHER U K DENMK GER GREEK NDRW SWEDN LIBER JAPAN PANAM U S A OTHER			10 77 5 35 34 447 405 549 282 4 254 2 395 82	10 204 5 35 705 630 405 762 282 4 254 2 712 5 998	AUTRE R U DANMK ALL GRECQ NORV SUEDE LIBER JAPON PANAM E-U AUTRE	TOTAL DE MARCHANDISE METAUX NON-FERREUX NON OUVR. DE BASE EN METAL
COMMODITY TOTAL		1 704	251	4 043	5 998		TOTAL DE MARCHANDISE
BRICKS, TILES NES	U K DENMK GER NDRW LIBER OTHER	151		223	233	R U DANMK ALL NORV LIBER AUTRE	TOTAL DE MARCHANDISE BRIQUES, TILES NON
COMMODITY TOTAL		569		9	883		TOTAL DE MARCHANDISE
GLASS BASIC PRODUCTS	U K DENMK GREEK NDRW U S A OTHER			314 213 67 53 1 100 138 136	314 213 67 53 1 103 138 136	R U DANMK GRECQ NORV E-U AUTRE	TOTAL DE MARCHANDISE OUVR. DE BASE EN VERRE
COMMODITY TOTAL		3		1 707	1 710		TOTAL DE MARCHANDISE
ASBESTOS BASIC PROD.	U K OTHER	2 2			2 2	R U AUTRE	TOTAL DE MARCHANDISE OUVR. DE BASE AMIANTE
COMMODITY TOTAL		4			4		TOTAL DE MARCHANDISE
CEMENT BASIC PROD.	LIBER OTHER	240		221	240	LIBER AUTRE	TOTAL DE MARCHANDISE OUVR. DE BASE CIMENT
COMMODITY TOTAL		240		221	461		TOTAL DE MARCHANDISE
NON-MET. MIN. BASIC PROD.	U K NORV SWEDN LIBER OTHER	167 116 21 200 102	1	63	168 179 21 200 347	R U NORV SUEDE LIBER AUTRE	TOTAL DE MARCHANDISE PROD. MIN. NON-MET. BASE
COMMODITY TOTAL		606	1	308	915		TOTAL DE MARCHANDISE
MISC. FABRICATED PROD.	NDRW SWEDN LIBER OTHER			94	94	NORV SUEDE LIBER AUTRE	TOTAL DE MARCHANDISE OUVRAGES DIVERS
COMMODITY TOTAL		197			197		TOTAL DE MARCHANDISE
TRACTORS	U K DENMK GREEK NDRW SWEDN U S A OTHER		7	94	302	R U DANMK GRECQ NORV SUEDE E-U AUTRE	TOTAL DE MARCHANDISE TRACTEURS
COMMODITY TOTAL		201	7	94	302		TOTAL DE MARCHANDISE
MACHINERY NES	U K	194		1 011	1 205	R U	TOTAL DE MARCHANDISE MACHINES NON

TABLE 28. COMMODITIES UNLOADED FROM FOREIGN COUNTRIES BY COUNTRY OF ORIGIN, REGISTRY OF VESSEL AND CANADIAN REGION - 1977

TABLEAU 28. MARCHANDISES DECHARGÉES EN PROVENANCE DE PAYS ÉTRANGERS SELON LE PAYS D'ORIGINE, L'IMMATICULATION DU NAVIRE ET LA RÉGION DU CANADA - 1977

		METRIC TONNES - TONNES METRIQUE							
COUNTRY OF ORIGIN AND KIND OF CARGO	REGISTRY OF VESSEL	ATLANTIC ATLANTIQUE	GREAT LAKES GRANDS LACS	PACIFIC PACIFIQUE	TOTAL TOTAL	IMMATIC. DU NAVIRE	PAYS D'ORIGINE ET MARCHANDISE		
JAPAN	CONT.						JAPON	SUITE	
	DENMK			153	153	DANMK			
	NORW	952		1 770	2 722	NORV			
	SWEDN	1 327			1 327	SUEDE			
	LIBER	307			307	LIBER			
	JAPAN			14	14	JAPON			
	U S A			2 085	2 085	E-U			
	OTHER			458	458	AUTRE			
COMMODITY TOTAL		2 780		5 491	8 271			TOTAL DE MARCHANDISE	
RAILWAY ROLLING STOCK	NORW			79	79	NORV		MAT. ROUL. DE CH. DE FER	
PASS. AUTOS AND CHASSIS	DENMK			93	93	DANMK		VOITURES PART., CHASSIS	
	GER			1 585	1 585	ALL			
	GREEK			1 363	1 363	GREQQ			
	NORW			4 078	4 078	NORV			
	LIBER			33 823	33 823	LIBER			
	JAPAN	2 277		23 694	25 971	JAPON			
	PANAM			26 715	26 715	PANAM			
	OTHER			1 689	1 689	AUTRE			
COMMODITY TOTAL		2 277		93 040	95 317			TOTAL DE MARCHANDISE	
TRUCKS AND CHASSIS	DENMK			265	265	DANMK		CAMIONS ET CHASSIS	
	GREEK			541	541	GREQQ			
	NORW			1 542	1 542	NORV			
	OTHER			305	305	AUTRE			
COMMODITY TOTAL				2 653	2 653			TOTAL DE MARCHANDISE	
MOTOR VEHICLE ENGINES	NORW			43	43	NORV		MOTEURS DE VEH. AUTOM.	
	SWEDN	81			81	SUEDE			
	LIBER		234		234	LIBER			
	OTHER		15	5	20	AUTRE			
COMMODITY TOTAL		81	249	5	378			TOTAL DE MARCHANDISE	
ROAD MOTOR VEHICLES	NORW			112	112	NORV		VEH. AUTOM. ROUTIERS NDA	
	SWEDN	1			1	SUEDE			
COMMODITY TOTAL		1		112	113			TOTAL DE MARCHANDISE	
SHIPS, AIRCRAFT, MIS. VEH	U K			3	3	R U		NAVIRES, AVIONS, VEH. DIV	
	NORW			85	87	NORV			
	SWEDN				36	SUEDE			
	JAPAN	36			9	JAPON			
	OTHER				32	AUTRE			
COMMODITY TOTAL		44		129	173			TOTAL DE MARCHANDISE	
RUBBER TIRES AND TUBES	SWEDN	20			20	SUEDE		PNEUS, CHAMÈRES À AIR	
	U S A				2	E-U			
	OTHER	22			22	AUTRE			
COMMODITY TOTAL		42		2	44			TOTAL DE MARCHANDISE	
EQUIPMENT MISC.	U K	155		164	319	R U		MATERIEL DIVERS	
	DENMK			10	10	DANMK			
	GREEK			16	16	GREQQ			
	NORW	582		924	1 506	NORV			
	SWEDN	240			240	SUEDE			
	LIBER	106	193		299	LIBER			
	U S A			262	262	E-U			
	OTHER	13	501	16	530	AUTRE			
COMMODITY TOTAL		1 096	694	1 392	3 182			TOTAL DE MARCHANDISE	
PERSONAL, HOUSEHOLD GOODS	U K	23		111	134	R U		ART. PERS. ET MENAGERS	
	DENMK			3	3	DANMK			
	GREEK			27	27	GREQQ			
	NORW	24		305	329	NORV			
	SWEDN	172			172	SUEDE			
	U S A			6	6	E-U			
	OTHER	18			18	AUTRE			
COMMODITY TOTAL		237		452	689			TOTAL DE MARCHANDISE	
CONTAINERS, CLOSURES	SWEDN	2			2	SUEDE		CONTENEURS, FERMETURES	
	OTHER	37		316	353	AUTRE			
COMMODITY TOTAL		39		316	355			TOTAL DE MARCHANDISE	
MISC. END PRODUCTS NES	U K	3		4	7	R U		PRODUITS FINIS DIV. NDA	
	DENMK			2	2	DANMK			
	NORW	19		2	21	NORV			
	SWEDN	1			1	SUEDE			
	U S A			34	34	E-U			
	OTHER	15	88		103	AUTRE			
COMMODITY TOTAL		38	88	42	168			TOTAL DE MARCHANDISE	
GENERAL CARGO	U K	12		71	83	R U		MARCHANDISES DIVERSES	
	DENMK			93	93	DANMK			
	GER	15			15	ALL			
	GREEK	8			8	GREQQ			
	NORW			11	11	NORV			
	SWEDN	55			55	SUEDE			
	LIBER	223	3		226	LIBER			
	OTHER	3		8	11	AUTRE			
COMMODITY TOTAL		316	3	183	502			TOTAL DE MARCHANDISE	
CONTAINERIZED FREIGHT	U K	4 347		2 566	6 913	R U		FRET CONTENEURESE	
	DENMK			1 177	1 177	DANMK			
	GER	7 760			7 760	ALL			
	GREEK			68	68	GREQQ			
	NORW			5 101	5 101	NORV			
	SWEDN	5 974			5 974	SUEDE			
	LIBER	20 010	443	1 663	22 116	LIBER			
	JAPAN	115 397		126 651	242 048	JAPON			
	U S A			406	406	E-U			

TABLE 28. COMMODITIES UNLOADED FROM FOREIGN COUNTRIES BY COUNTRY OF ORIGIN, REGISTRY OF VESSEL AND CANADIAN REGION - 1977

TABLEAU 28. MARCHANDISES DECHARGÉES EN PROVENANCE DE PAYS ÉTRANGERS SELON LE PAYS D'ORIGINE, L'IMMATRICULATION DU NAVIRE ET LA RÉGION DU CANADA - 1977

		METRIC TONNES - TONNES MÉTRIQUE							
COUNTRY OF ORIGIN AND KIND OF CARGO	REGISTRY OF VESSEL	ATLANTIC ATLANTIQUE	GREAT LAKES GRANDS LACS	PACIFIC PACIFIQUE	TOTAL TOTAL	IMMATIC. DU NAVIRE	PAYS D'ORIGINE ET MARCHANDISE		
JAPAN	CONT.						JAPON	SUITE	
	OTHER	20 421		31 278	51 699	AUTRE			
COMMODITY TOTAL		173 909	443	168 910	343 262		TOTAL DE MARCHANDISE		
COUNTRY/REGION TOTAL		238 359*	18 113*	678 341*	934 813*		TOTAL DE PAYS/RÉGION		
KOREA - SOUTH							COREE DU SUD		
MISC. FOOD PREP. NES	OTHER		5		5	AUTRE	DIV. PRÉP. ALIM. NDA		
RUBBER, ALLIED GUMS, NAT	OTHER		94		94	AUTRE	CAOUTCHOUC GOMMES NAT.		
RUBBER FAB. MATERIALS	OTHER	8			8	AUTRE	DEMI-PROD. CAOUTCHOUC		
LUMBER AND TIMBER	LIBER	24			24	LIBER	BOIS D'OEUVRE ET CHARP.		
FLOORING	LIBER	54			54	LIBER	LAMES POUR PARQUET		
COMMODITY TOTAL	JAPAN	54		34	88	JAPON	TOTAL DE MARCHANDISE		
SAWMILL PRODUCTS NES	GREEK			29	29	GRECQ	SCIAGES NDA		
COMMODITY TOTAL	JAPAN			26	26	JAPON	TOTAL DE MARCHANDISE		
VENEER, PLYWOOD	U K	1 929	449		2 378	R U	PLACAGES, CONTRE-PLAQ.		
	DENMK	987	432		1 419	DANMK			
	GER	1 883	721		2 604	ALL			
	GREEK	2 697	443	450	3 590	GRECQ			
	LIBER	3 573	1 866	9 976	15 415	LIBER			
	JAPAN			5 658	5 658	JAPON			
	PANAM	2 075		454	2 529	PANAM			
	OTHER	4 098	900	5 459	10 457	AUTRE	TOTAL DE MARCHANDISE		
COMMODITY TOTAL		17 242	4 811	21 997	44 050		DEMI-PRODUITS EN BOIS		
WOOD FAB. MATERIALS	GREEK			79	79	GRECQ			
	LIBER			493	493	LIBER			
	JAPAN			435	435	JAPON			
	OTHER	137	226	251	614	AUTRE	TOTAL DE MARCHANDISE		
COMMODITY TOTAL		137	226	1 258	1 621		OUVR. EN MAT. TEXT. NDA		
TEXTILE FAB. MTL NES	NORV	5		50	55	NORV	PROD. CHIM. ORGAN. NDA		
ORGANIC CHEMICALS NES	NORV	36			36	NORV	MOUL. PIÈCES FORCÉES		
CASTINGS, FORGINGS	LIBER			29	29	LIBER	BARRÉS ET TIGES ACIER		
BAR AND RODS, STEEL	GER		5		5	ALL			
	GREEK	100			100	GRECQ			
	LIBER			967	967	LIBER	TOTAL DE MARCHANDISE		
	JAPAN			132	132	JAPON	TOLES, FEUILLES D'ACIER		
	OTHER			226	226	AUTRE			
COMMODITY TOTAL		100	5	1 325	1 430		TOTAL DE MARCHANDISE		
PLATE & SHEET STEEL	GREEK		80		80	GRECQ			
	LIBER			16 304	16 304	LIBER			
	JAPAN			312	312	JAPON			
	OTHER			1 187	1 187	AUTRE	TOTAL DE MARCHANDISE		
COMMODITY TOTAL			80	17 803	17 883		PROFILES DE CONSTRUCT.		
STRUCTURAL SHAPES	LIBER	201		846	1 047	LIBER			
	JAPAN			640	640	JAPON	TOTAL DE MARCHANDISE		
COMMODITY TOTAL		201		1 486	1 687		TUYAUX, TUBES FER, ACIER		
PIPES, TUBES: IRON, STEEL	GREEK			674	674	GRECQ			
	LIBER			2 207	2 207	LIBER			
	JAPAN			680	680	JAPON			
	OTHER			1 730	1 730	AUTRE	TOTAL DE MARCHANDISE		
COMMODITY TOTAL				5 291	5 291		FIL MÉTALLIQUE		
WIPE	U K			38	38	R U			
	DENMK			23	23	DANMK			
	LIBER			39	39	LIBER			
	JAPAN			36	36	JAPON			
	OTHER	6		112	118	AUTRE	TOTAL DE MARCHANDISE		
COMMODITY TOTAL		6		248	254		OUVR. DE BASE EN MÉTAL		
METAL FAB. BASIC PROD.	DENMK			78	78	DANMK			
	LIBER			130	130	LIBER	TOTAL DE MARCHANDISE		
COMMODITY TOTAL				208	208		NAVIRES, AVIONS, VEH. DIV		
SHIPS, AIRCRAFT, MIS. VEH	OTHER	7			7	AUTRE	MATÉRIEL DIVERS		
EQUIPMENT MISC.	NORV	19			19	NORV			
	OTHER	3		5	8	AUTRE	TOTAL DE MARCHANDISE		
COMMODITY TOTAL		22		5	27		ART. PERS. ET MENAGERS		
PERSONAL, HOUSEHOLD GOODS	NORV	46		13	59	NORV			
	SWEDN	1			1	SUEDE			
	OTHER	2	4	2	8	AUTRE	TOTAL DE MARCHANDISE		
COMMODITY TOTAL		49	4	15	68		FRET CONTENEURESE		
CONTAINERIZED FREIGHT	U K			618	618	R U			
	DENMK			545	545	DANMK			
	NORV			89	89	NORV			
	SWEDN	39			39	SUEDE			
	LIBER	251			251	LIBER			
	JAPAN	574		744	574	JAPON			
	OTHER	180	74		998	AUTRE	TOTAL DE MARCHANDISE		
COMMODITY TOTAL		1 044	74	1 996	3 114		TOTAL DE PAYS/RÉGION		
COUNTRY/REGION TOTAL		18 939*	5 299*	91 800*	78 034*				



TABLE 26. COMMODITIES UNLOADED FROM FOREIGN COUNTRIES BY COUNTRY OF ORIGIN, REGISTRY OF VESSEL AND CANADIAN REGION - 1977

TABLEAU 26. MARCHANDISES DECHARGEES EN PROVENANCE DE PAYS ETRANGERS SELON LE PAYS D'ORIGINE, L'IMMATRICULATION DU NAVIRE ET LA REGION DU CANADA - 1977							
METRIC TONNES - TONNES METRIQUE							
COUNTRY OF ORIGIN AND KIND OF CARGO	REGISTRY OF VESSEL	ATLANTIC ATLANTIQUE	GREAT LAKES GRANDS LACS	PACIFIC PACIFIQUE	TOTAL TOTAL	IMMATRIC. DU NAVIRE	PAYS D'ORIGINE ET MARCHANDISE
<b>PHILIPPINES</b>							<b>PHILIPPINES</b>
MEAT, FRESH OR FROZEN	U S A			10	10	E-U	VIANDE, FRAICHE / CONG.
FRUIT JUICES	LIBER	472			472	LIBER	JUS DE FRUIT
FRUITS, PREP. CANNED	LIBER	435	454		889	LIBER	FRUITS PREP. EN BOITE
	U S A			132	132	E-U	
	OTHER	1 303	2 220		3 523	AUTRE	
<b>COMMODITY TOTAL</b>		<b>1 738</b>	<b>2 674</b>	<b>132</b>	<b>4 544</b>		<b>TOTAL DE MARCHANDISE</b>
NUTS, EXC. OIL NUTS NES	SWEDN	23			23	SUEDE	NOIX, SAUF OLEAG. NDA
	U S A			74	74	E-U	
<b>COMMODITY TOTAL</b>		<b>23</b>		<b>74</b>	<b>97</b>		<b>TOTAL DE MARCHANDISE</b>
VEGETABLE PREP. NES	LIBER	189	907		1 096	LIBER	PREP. DE LEGUMES NDA
	OTHER	432	531	2	965	AUTRE	
<b>COMMODITY TOTAL</b>		<b>621</b>	<b>1 438</b>	<b>2</b>	<b>2 061</b>		<b>TOTAL DE MARCHANDISE</b>
MISC. FOOD PREP. NES	U K			2	2	R U	DIV. PREP. ALIM. NDA
	LIBER		388		388	LIBER	
	U S A			37	37	E-U	
	OTHER	431	530		961	AUTRE	
<b>COMMODITY TOTAL</b>		<b>431</b>	<b>918</b>	<b>39</b>	<b>1 388</b>		<b>TOTAL DE MARCHANDISE</b>
TEXTILE FIBRES NES	U S A			50	50	E-U	FIBRES TEXTILES NDA
DRES AND CONC. NES	GREEK	9 999			9 999	GREQO	MINERAIIS ET CONC. NDA
LUMBER AND TIMBER	U K			87	87	R U	BOIS D'OEUVRE ET CHARP.
	LIBER			64	64	LIBER	
	JAPAN			159	159	JAPON	
	U S A			187	187	E-U	
	OTHER			8 997	8 997	AUTRE	
<b>COMMODITY TOTAL</b>				<b>9 494</b>	<b>9 494</b>		<b>TOTAL DE MARCHANDISE</b>
VENEER, PLYWOOD	OTHER	51		12	63	AUTRE	PLACAGES, CONTRE-PLAQ.
WOOD FAB. MATERIALS	U K			29	29	R U	DEMI-PRODUITS EN BOIS
	LIBER			155	155	LIBER	
	OTHER			116	116	AUTRE	
<b>COMMODITY TOTAL</b>				<b>300</b>	<b>300</b>		<b>TOTAL DE MARCHANDISE</b>
JUTE WOVEN FABRICS	U S A			45	45	E-U	TISSUS DE JUTE
VEG. OILS, FATS NES	NORW	2 186	14 671		16 857	NORV	HUIL. MAT. GRAS. VEG. NDA
	LIBER	503	8 130		8 633	LIBER	
<b>COMMODITY TOTAL</b>		<b>2 689</b>	<b>22 801</b>		<b>25 490</b>		<b>TOTAL DE MARCHANDISE</b>
ORGANIC CHEMICALS NES	LIBER		524		524	LIBER	PROD. CHIM. ORGAN. NDA
PLASTIC MATERIALS	U S A			34	34	E-U	MATIERES PLASTIQUES
PLATE & SHEET STEEL	OTHER	152			152	AUTRE	TOLES, FEUILLES D'ACIER
METAL FAB. BASIC PROD.	U K			5	5	R U	OUVR. DE BASE EN METAL
MISC. FABRICATED PROD.	U S A			51	51	E-U	COUVRAGES DIVERS
PERSONAL, HOUSEHOLD GOODS	SWEDN	33			33	SUEDE	ART. PERS. ET MENAGERS
	U S A			14	14	E-U	
	OTHER	1		6	7	AUTRE	
<b>COMMODITY TOTAL</b>		<b>34</b>		<b>20</b>	<b>54</b>		<b>TOTAL DE MARCHANDISE</b>
MISC. END PRODUCTS NES	SWEDN	12			12	SUEDE	PRODUITS FINIS DIV. NDA
GENERAL CARGO	U K			2	2	R U	MARCHANDISES DIVERSES
	SWEDN	31			31	SUEDE	
	U S A			14	14	E-U	
<b>COMMODITY TOTAL</b>		<b>31</b>		<b>16</b>	<b>47</b>		<b>TOTAL DE MARCHANDISE</b>
CONTAINERIZED FREIGHT	NORW			15	15	NORV	FRET CONTENEURESE
	SWEDN	1 118			1 118	SUEDE	
	LIBER	62			62	LIBER	
	JAPAN	41			41	JAPON	
	U S A			1 829	1 829	E-U	
	OTHER	709		20	729	AUTRE	
<b>COMMODITY TOTAL</b>		<b>1 930</b>		<b>1 864</b>	<b>3 794</b>		<b>TOTAL DE MARCHANDISE</b>
<b>COUNTRY/REGION TOTAL</b>		<b>18 183*</b>	<b>28 355*</b>	<b>12 148*</b>	<b>58 686*</b>		<b>TOTAL DE PAYS/REGION</b>
<b>TAIWAN</b>							<b>TAIWAN</b>
SHELL FISH, NES	U S A			4	4	E-U	MOLLUSQUES CRUST. NDA
FRESH FRUITS, BERRIES	U S A			22	22	E-U	FRUITS, BAIES FRAIS
FRUITS, PREP. CANNED	U S A			11	11	E-U	FRUITS PREP. EN BOITE
	OTHER	19			19	AUTRE	
<b>COMMODITY TOTAL</b>		<b>19</b>		<b>11</b>	<b>30</b>		<b>TOTAL DE MARCHANDISE</b>
VEGETABLES, FRESH	SWEDN	6			6	SUEDE	LEGUMES, FRAIS
	U S A			5	5	E-U	
<b>COMMODITY TOTAL</b>		<b>6</b>		<b>5</b>	<b>11</b>		<b>TOTAL DE MARCHANDISE</b>
VEGETABLES, FROZEN	U S A			5	5	E-U	LEGUMES, CONGELES
VEGETABLE PREP. NES	U K	15			15	R U	PREP. DE LEGUMES NDA
	LIBER	129			129	LIBER	
	U S A			238	238	E-U	
	OTHER	226			226	AUTRE	
<b>COMMODITY TOTAL</b>		<b>370</b>		<b>238</b>	<b>608</b>		<b>TOTAL DE MARCHANDISE</b>
TEA	NORW	78			78	NORV	THE
SPICES	NORW	13			13	NORV	EPICES
	LIBER	26			26	LIBER	
	U S A			11	11	E-U	
<b>COMMODITY TOTAL</b>		<b>39</b>		<b>11</b>	<b>50</b>		<b>TOTAL DE MARCHANDISE</b>
MISC. FOOD PREP. NES	U K			33	33	R U	DIV. PREP. ALIM. NDA
	NORW			4	4	NORV	
	LIBER	135			135	LIBER	
	U S A			40	40	E-U	
	OTHER	3		84	87	AUTRE	
<b>COMMODITY TOTAL</b>		<b>138</b>		<b>161</b>	<b>299</b>		<b>TOTAL DE MARCHANDISE</b>
CRUDE VEG. PROD. NES	NORW	6			6	NORV	PR. BRUTS ORIG. VEG. NDA

TABLE 28. COMMODITIES UNLOADED FROM FOREIGN COUNTRIES BY COUNTRY OF ORIGIN, REGISTRY OF VESSEL AND CANADIAN REGION - 1977

TABLEAU 28. MARCHANDISES DECHARGEES EN PROVENANCE DE PAYS ETRANGERS SELON LE PAYS D'ORIGINE, L'IMMATRICULATION DU NAVIRE ET LA REGION DU CANADA - 1977

COUNTRY OF ORIGIN AND KIND OF CARGO		REGISTRY OF VESSEL	ATLANTIC ATLANTIQUE	GREAT LAKES GRANDS LACS	PACIFIC PACIFIQUE	TOTAL TOTAL	IMMATRIC. DU NAVIRE	PAYS D'ORIGINE ET MARCHANDISE
TAIWAN	CONT.							TAIWAN SUITE
		SWEDN	10			10	SUEDE	
		U S A			3	3	E-U	
	COMMODITY TOTAL		16		3	19		TOTAL DE MARCHANDISE
	TEXTILE FIBRES NES	NORW	95			95	NORV	FIBRES TEXTILES NDA
	RUBBER FAB. MATERIALS	U S A			1	1	E-U	DEMI-PROD. CAOUTCHOUC
	LUMBER AND TIMBER	GREEK	108			108	GRECQ	BOIS D'OEUVRE ET CHARP.
		LIBER			1 179	1 179	LIBER	
		OTHER	28		44	72	AUTRE	
	COMMODITY TOTAL		136		1 223	1 359		TOTAL DE MARCHANDISE
	VENEER, PLYWOOD	U K			1 324	1 324	R U	PLACAGES, CONTRE-PLAQ.
		DENMK	3 539	3 330		6 869	DANMK	
		GREEK	2 373	952		3 325	GRECQ	
		NORW	148		4	152	NORV	
		LIBER	5 423	2 218	9 702	17 343	LIBER	
		JAPAN			1 991	1 991	JAPON	
		PANAM			1 373	1 373	PANAM	
		U S A			160	160	E-U	
		OTHER	1 806	4 328	1 646	7 780	AUTRE	
	COMMODITY TOTAL		13 289	10 828	16 200	40 317		TOTAL DE MARCHANDISE
	WOOD FAB. MATERIALS	U K			157	157	R U	DEMI-PRODUITS EN BOIS
		GREEK	52			52	GRECQ	
		NORW	39			39	NORV	
		LIBER	113		421	534	LIBER	
		PANAM			151	151	PANAM	
		U S A			27	27	E-U	
		OTHER	2 430		46	2 476	AUTRE	
	COMMODITY TOTAL		2 634		802	3 436		TOTAL DE MARCHANDISE
	PAPERBOARD	U K	9			9	R U	CARTON
	TEXTILE FAB. MTL NES	U K			8	8	R U	OUVR. EN MAT. TEXT. NDA
		NORW	46		4	50	NORV	
		U S A			48	48	E-U	
		OTHER	59			59	AUTRE	
	COMMODITY TOTAL		105		60	165		TOTAL DE MARCHANDISE
	VEG. OILS, FATS NES	NORW	195	556		751	NORV	HUIL. MAT. GRAS, VEG. NDA
	PLASTIC MATERIALS	NORW	80			80	NORV	MATIERES PLASTIQUES
		OTHER		5		5	AUTRE	
	COMMODITY TOTAL		80	5		85		TOTAL DE MARCHANDISE
	BARNS AND RODS, STEEL	DENMK		18		18	DANMK	BARRES ET TIGES ACIER
	STRUCTURAL SHAPES	NORW	10			10	NORV	PROFILES DE CONSTRUCT.
		OTHER			22	22	AUTRE	
	COMMODITY TOTAL		10		22	32		TOTAL DE MARCHANDISE
	PIPES, TUBES, IRON, STEEL	U S A			5	5	E-U	TUYAUX, TUBES FER, ACIER
	WIRE	U S A			14	14	E-U	FIL METALLIQUE
	METAL FAB. BASIC PROD.	U K	24		6	30	R U	OUVR. DE BASE EN METAL
		NORW	48		4	52	NORV	
		SWEDN	8			8	SUEDE	
		U S A			2	2	E-U	
		OTHER	126	329	32	487	AUTRE	
	COMMODITY TOTAL		206	329	44	579		TOTAL DE MARCHANDISE
	GLASS BASIC PRODUCTS	U K			260	260	R U	OUVR. DE BASE EN VERRE
		NORW			73	73	NORV	
		U S A			394	394	E-U	
		OTHER			175	175	AUTRE	
	COMMODITY TOTAL				902	902		TOTAL DE MARCHANDISE
	NON-MET. MIN. BASIC PROD	NORW	11			11	NORV	PROD. MIN. NON-MET. BASE
	MISC. FABRICATED PROD.	OTHER	2			2	AUTRE	OUVRAGES DIVERS
	MACHINERY NES	NORW	31			31	NORV	MACHINES NDA
		SWEDN	35			35	SUEDE	
		U S A			11	11	E-U	
	COMMODITY TOTAL		66		11	77		TOTAL DE MARCHANDISE
	SHIPS, AIRCRAFT, MIS. VEH	U K			12	12	R U	NAVIRES, AVIONS, VEH. DIV
		NORW	47		12	59	NORV	
		SWEDN	5			5	SUEDE	
		LIBER			9	9	LIBER	
		U S A			90	90	E-U	
		OTHER			8	8	AUTRE	
	COMMODITY TOTAL		52		131	183		TOTAL DE MARCHANDISE
	RUBBER TIRES AND TUBES	NORW	12			12	NORV	PNEUS, CHAMBRES A AIR
	EQUIPMENT MISC.	U K	8		1	9	R U	MATERIEL DIVERS
		NORW	78			78	NORV	
		LIBER		5		5	LIBER	
		U S A			6	6	E-U	
		OTHER			3	3	AUTRE	
	COMMODITY TOTAL		86	5	10	101		TOTAL DE MARCHANDISE
	PERSONAL, HOUSEHOLD GOODS	U K	20		17	37	R U	ART. PERS. ET MENAGERS
		NORW	292		3	295	NORV	
		SWEDN	17			17	SUEDE	
		U S A			18	18	E-U	
		OTHER	329	30	4	34	AUTRE	
	COMMODITY TOTAL		329	30	42	401		TOTAL DE MARCHANDISE
	MISC. END PRODUCTS NES	U K	2		5	7	R U	PRODUITS FINIS DIV. NDA
		NORW	3			3	NORV	
		U S A			8	8	E-U	
		OTHER	3		18	21	AUTRE	
	COMMODITY TOTAL		8		31	39		TOTAL DE MARCHANDISE
	GENERAL CARGO	OTHER	14	11		25	AUTRE	MARCHANDISES DIVERSES



TABLE 26. COMMODITIES UNLOADED FROM FOREIGN COUNTRIES BY COUNTRY OF ORIGIN, REGISTRY OF VESSEL AND CANADIAN REGION - 1977

TABLEAU 26. MARCHANDISES DECHARGEES EN PROVENANCE DE PAYS ETRANGERS SELON LE PAYS D'ORIGINE, L'IMMATRICULATION DU NAVIRE ET LA REGION DU CANADA - 1977

		METRIC TONNES - TONNES METRIQUE							
COUNTRY OF ORIGIN AND KIND OF CARGO	REGISTRY OF VESSEL	ATLANTIC ATLANTIQUE	GREAT LAKES GRANDS LACS	PACIFIC PACIFIQUE	TOTAL TOTAL	IMMATRIC. DU NAVIRE	PAYS D'ORIGINE ET MARCHANDISE		
<b>TAIWAN CONT.</b>							<b>TAIWAN</b>		<b>SUITE</b>
CONTAINERIZED FREIGHT	U K	2 171		776	2 947	R U	FRET CONTENEURESE		
	DENMK	89			89	DANMK			
	GER	1 6D1			1 6D1	ALL			
	GREEK	180	274		454	GREQQ			
	NORW			213	213	NORV			
	SWEDN	2 190			2 190	SUEDE			
	LIBER	8 763	91	1 203	10 057	LIBER			
	JAPAN	554			554	JAPON			
	U S A			939	939	E-U			
	OTHER	2 4D4		6 715	9 119	AUTRE			
<b>COMMODITY TOTAL</b>		<b>17 952</b>	<b>365</b>	<b>9 846</b>	<b>28 163</b>		<b>TOTAL DE MARCHANDISE</b>		
<b>COUNTRY/REGION TOTAL</b>		<b>35 957*</b>	<b>12 147*</b>	<b>29 804*</b>	<b>77 908*</b>		<b>TOTAL DE PAYS/REGION</b>		
<b>THAILAND</b>							<b>THAILANDE</b>		
FISH, CANNED	OTHER			16	16	AUTRE	POISSON EN BOITES		
SHELL FISH, NES	OTHER			12	12	AUTRE	MOLLUSQUES CRUST., NDA		
MACARONI, CEREAL PROC.	U K			51	51	R U	PATES ALIM. PROD. CEREAL		
	NORW	93			93	NORV			
	OTHER			15	15	AUTRE			
<b>COMMODITY TOTAL</b>		<b>93</b>		<b>66</b>	<b>159</b>		<b>TOTAL DE MARCHANDISE</b>		
FRESH FRUITS, BERRIES	U K	35			35	R U	FRUITS, BAIFS FRAIS		
FRUITS, PREP. CANNED	U K	32			32	R U	FRUITS PREP. EN BOITE		
	NORW	19			19	NORV			
	OTHER			128	128	AUTRE			
<b>COMMODITY TOTAL</b>		<b>51</b>		<b>128</b>	<b>179</b>		<b>TOTAL DE MARCHANDISE</b>		
VEGETABLES, FROZEN	U S A			3	3	E-U	LEGUMES, CONGELES		
VEGETABLES, DRIED	NORW	131			131	NORV	LEGUMES, SECS		
	U S A			41	41	E-U			
	OTHER			106	106	AUTRE			
<b>COMMODITY TOTAL</b>		<b>131</b>		<b>147</b>	<b>278</b>		<b>TOTAL DE MARCHANDISE</b>		
MISC. FOOD PREP. NES	U K			265	265	R U	DIV. PREP. ALIM. NDA		
	DENMK			28	28	DANMK			
	NORW	4		18	22	NORV			
	U S A			26	26	E-U			
<b>COMMODITY TOTAL</b>		<b>4</b>		<b>337</b>	<b>341</b>		<b>TOTAL DE MARCHANDISE</b>		
LUMBER AND TIMBER	U K	5		113	118	R U	BOIS D'OEUVRE ET CHARP.		
	DENMK			1	1	DANMK			
	NORW	160			160	NORV			
	U S A			26	26	E-U			
	OTHER			99	99	AUTRE			
<b>COMMODITY TOTAL</b>		<b>165</b>		<b>239</b>	<b>404</b>		<b>TOTAL DE MARCHANDISE</b>		
FLDORING	U K	28			28	R U	LAMES POUR PARQUET		
VENEER, FLYWOOD	U K	36			36	R U	PLACAGES, CONTRE-PLAQ.		
	U S A			34	34	E-U			
<b>COMMODITY TOTAL</b>		<b>36</b>		<b>34</b>	<b>70</b>		<b>TOTAL DE MARCHANDISE</b>		
WOOD FAB. MATERIALS	U K			7	7	R U	DEMI-PRODUITS EN BOIS		
	NORW	2			2	NORV			
<b>COMMODITY TOTAL</b>		<b>2</b>		<b>7</b>	<b>9</b>		<b>TOTAL DE MARCHANDISE</b>		
TEXTILE FAB. MTL NES	U K			13	13	R U	OUVR. EN MAT. TEXT. NDA		
	NORW	10			10	NORV			
	OTHER			4	4	AUTRE			
<b>COMMODITY TOTAL</b>		<b>10</b>		<b>17</b>	<b>27</b>		<b>TOTAL DE MARCHANDISE</b>		
MISC. FABRICATED PROD.	DENMK			1	1	DANMK	OUVRAGES DIVERS		
MACHINERY NES	U K			1	1	R U	MACHINES NDA		
PERSONAL, HSEHOLD GOODS	U K	3		65	68	R U	ART. PERS. ET MENAGERS		
	DENMK			7	7	DANMK			
	NORW	16			16	NORV			
	U S A			9	9	E-U			
<b>COMMODITY TOTAL</b>		<b>19</b>		<b>81</b>	<b>100</b>		<b>TOTAL DE MARCHANDISE</b>		
MISC. END PRODUCTS NES	U K			12	12	R U	PRODUITS FINIS DIV. NDA		
	NORW			2	2	NORV			
<b>COMMODITY TOTAL</b>				<b>14</b>	<b>14</b>		<b>TOTAL DE MARCHANDISE</b>		
GENERAL CARGO	U K	2			2	R U	MARCHANDISES DIVERSES		
	OTHER			1	1	AUTRE			
<b>COMMODITY TOTAL</b>		<b>2</b>		<b>3</b>	<b>5</b>		<b>TOTAL DE MARCHANDISE</b>		
CONTAINERIZED FREIGHT	U K			86	86	R U	FRET CONTENEURESE		
	U S A			15	15	E-U			
	OTHER			450	450	AUTRE			
<b>COMMODITY TOTAL</b>				<b>551</b>	<b>551</b>		<b>TOTAL DE MARCHANDISE</b>		
<b>COUNTRY/REGION TOTAL</b>		<b>576*</b>	<b>*</b>	<b>1 657*</b>	<b>2 233*</b>		<b>TOTAL DE PAYS/REGION</b>		
<b>AUSTRALIA</b>							<b>AUSTRALIE</b>		
MEAT, FRESH OR FROZEN	GER			55	55	ALL	VIANDE, FRAICHE / CONG.		
	GREEK			16	16	GREQQ			
	NORW			281	281	NORV			
	U S A			58	58	E-U			
<b>COMMODITY TOTAL</b>				<b>410</b>	<b>410</b>		<b>TOTAL DE MARCHANDISE</b>		
FISH, FRESH OR FROZEN	NORW			7	7	NORV	POISSON, FRAIS OU CONG.		
FISH, SALTED OR CURED	SWEDN			5	5	SUEDE	POISSON, SALE OU FUME		
FISH, CANNED	U S A			1	1	E-U	POISSON EN BOITES		
BUTTER	DENMK			3 661	3 661	DANMK	BEURRE		
FRUITS, PREP. CANNED	U K			338	338	R U	FRUITS PREP. EN BOITE		



TABLE 28. COMMODITIES UNLOADED FROM FOREIGN COUNTRIES BY COUNTRY OF ORIGIN, REGISTRY OF VESSEL AND CANADIAN REGION - 1977

TABLEAU 28. MARCHANDISES DECHARGEES EN PROVENANCE DE PAYS ETRANGERS SELON LE PAYS D'ORIGINE, L'IMMATRICULATION DU NAVIRE ET LA REGION DU CANADA - 1977

COUNTRY OF ORIGIN AND KIND OF CARGO		REGISTRY OF VESSEL	ATLANTIC ATLANTIQUE	GREAT LAKES GRANDS LACS	PACIFIC PACIFIQUE	TOTAL TOTAL	IMMATRIC. DU NAVIRE	PAYS D'ORIGINE ET MARCHANDISE
AUSTRALIA CONT.								AUSTRALIE SUITE
		SWEDN			334	334	SUEDE	
		OTHER			423	423	AUTRE	
COMMODITY TOTAL					1 095	1 095		TOTAL DE MARCHANDISE
RAW SUGAR		U K	84 846	27 964		112 810	R U	SUCRE BRUT
		GREEK	63 917	44 507	20 000	128 424	GRECQ	
		NETH	17 999			17 999	P-BAS	
		LIBER	63 874	24 537		88 411	LIBER	
		OTHER	32 992	26 925		59 917	AUTRE	
COMMODITY TOTAL			263 628	124 333	20 000	407 961		TOTAL DE MARCHANDISE
SYRUP		OTHER			4	4	AUTRE	SIRUP
SUGAR PREPARATIONS		U S A			3	3	E-U	PREP. A BASE DE SUCRE
COFFEE		U S A			51	51	E-U	CAFE
SPICES		OTHER			2	2	AUTRE	EPICES
MISC. FOOD PREP.NES		NORV			3	3	NORV	DIV.PREP.ALIM.NDA
ALE, BEER, STOUT, PORTER		U K			2	2	R U	ALE, BIERE, STOUT, PORTER
		NORV			39	39	NORV	
COMMODITY TOTAL					41	41		TOTAL DE MARCHANDISE
WINES		U K			17	17	R U	VINS
		SWEDN			17	17	SUEDE	
		OTHER			7	7	AUTRE	
COMMODITY TOTAL					41	41		TOTAL DE MARCHANDISE
DIST. ALCOHOLIC BEV.		GER			18	18	ALL	BOISS. ALCOOL. DIST.
		NORV			15	15	NORV	
COMMODITY TOTAL					33	33		TOTAL DE MARCHANDISE
CRUDE ANIMAL PROD.NES		U S A			16	16	E-U	PR. BRUTS OFIG. ANIM. NDA
ALUMINA, BAUXITE CRFS		GREEK	7 100		231 321	238 421	GRECQ	MINERAIS ALUMINE, BAUX.
		NORV			18 810	18 810	NORV	
		LIBER	6 200		186 819	193 019	LIBER	
		JAPAN			59 096	59 096	JAPON	
COMMODITY TOTAL			13 300		496 046	509 346		TOTAL DE MARCHANDISE
LEAD ORE AND CONC.		LIBER	7 961			7 961	LIBER	MINERAIS, CONC. DE PLOMB
NICKEL-COPPER ORE		U K			7 743	7 743	R U	MINER. DE CUIVRE-NICKEL
		GREEK			633	633	GRECQ	
		NORV			13 649	13 649	NORV	
		PANAM			7 363	7 363	PANAM	
COMMODITY TOTAL					29 388	29 388		TOTAL DE MARCHANDISE
ORES AND CONC.NES		GREEK	2 535	14 394		16 929	GRECQ	MINERAIS ET CONC. NDA
IRON AND STEEL SCRAP		OTHER			382	382	AUTRE	DECHETS DE FER, D'ACIER
SAND AND GRAVEL		NORV		15 492		15 492	NORV	SABLE ET GRAVIERS
LUMBER AND TIMBER		NORV			5	5	NORV	BOIS D'OEUVRE ET CHARP.
		OTHER			8	8	AUTRE	
COMMODITY TOTAL					13	13		TOTAL DE MARCHANDISE
FISH, MARINE ANIMAL CTL		U K			1 200	1 200	R U	HUIL. DE POISSON, AN. MAR
METALLIC SALTS		NORV			621	621	NORV	SELS METALLIQUES
ORGANIC CHEMICALS NES		NORV			84	84	NORV	PROD. CHIM. ORGAN. NDA
AGRICULTURAL CHEMICALS		OTHER			10	10	AUTRE	PROD. CHIM. AGRICOLES
PLASTIC MATERIALS		U S A			1	1	E-U	MATIERES PLASTIQUES
COAL TAP, PITCH		GREEK			21 594	21 594	GRECQ	GOUDRON, BRAI DE BOUIL.
		NORV			8 250	8 250	NORV	
COMMODITY TOTAL					29 844	29 844		TOTAL DE MARCHANDISE
BARS AND RODS, STEEL		U K			3 884	3 884	R U	BARRES ET TIGES ACIER
		OTHER			2 077	2 077	AUTRE	
COMMODITY TOTAL					5 961	5 961		TOTAL DE MARCHANDISE
PLATE & SHEET STEEL		U K			686	686	R U	TOLES, FEUILLES D'ACIER
		SWEDN			3 759	3 759	SUEDE	
		OTHER			2 245	2 245	AUTRE	
COMMODITY TOTAL					6 690	6 690		TOTAL DE MARCHANDISE
STRUCTURAL SHAPES		OTHER			16	16	AUTRE	PROFILES DE CONSTRUCT.
PIPES, TUBES: IRON, STEEL		U K			465	465	R U	TUYAUX, TUBES: FER, ACIER
		GEP			1	1	ALL	
		SWEDN			293	293	SUEDE	
		U S A			2	2	E-U	
COMMODITY TOTAL					761	761		TOTAL DE MARCHANDISE
WIRE		U K			146	146	R U	FIL METALLIQUE
		SWEDN			218	218	SUEDE	
		OTHER			176	176	AUTRE	
COMMODITY TOTAL					540	540		TOTAL DE MARCHANDISE
COPPER AND ALLOYS		U K			5	5	R U	CUIVRE ET ALLIAGES
		OTHER			7	7	AUTRE	
COMMODITY TOTAL					12	12		TOTAL DE MARCHANDISE
NICKEL AND ALLOYS		NORV			737	737	NORV	NICKEL ET ALLIAGES
NON-FERROUS METALS NES		NORV			50	50	NORV	METAUX NON-FERREUX NDA
		OTHER			500	500	AUTRE	
COMMODITY TOTAL					550	550		TOTAL DE MARCHANDISE
METAL FAB. BASIC PROD.		U K			142	142	R U	OUVR. DE BASE EN METAL
		SWEDN			119	119	SUEDE	
		U S A			21	21	E-U	
		OTHER			260	260	AUTRE	
COMMODITY TOTAL					542	542		TOTAL DE MARCHANDISE
MACHINERY NES		U K			2	2	R U	MACHINES NDA
		U S A			15	15	E-U	
		OTHER			53	53	AUTRE	
COMMODITY TOTAL					70	70		TOTAL DE MARCHANDISE
MOTOR VEHICLE ENGINES		OTHER			2	2	AUTRE	MOTEURS DE VEH. AUTOM.
SHIPS, AIRCRAFT, MIS. VEH		SWEDN			6	6	SUEDE	NAVIRES, AVIONS, VEH. DIV
		U S A			2	2	E-U	

TABLE 28. COMMODITIES UNLOADED FROM FOREIGN COUNTRIES BY COUNTRY OF ORIGIN, REGISTRY OF VESSEL AND CANADIAN REGION - 1977

TABLEAU 28. MARCHANDISES DÉCHARGÉES EN PROVENANCE DE PAYS ÉTRANGERS SELON LE PAYS D'ORIGINE, L'IMMATRICULATION DU NAVIRE ET LA RÉGION DU CANADA - 1977

METRIC TONNES - TONNES MÉTRIQUE

COUNTRY OF ORIGIN AND KIND OF CARGO	REGISTRY OF VESSEL	ATLANTIC ATLANTIQUE	GREAT LAKES GRANDES LACS	PACIFIC PACIFIQUE	TOTAL TOTAL	IMMATIC. DU NAVIRE	PAYS D'ORIGINE ET MARCHANDISE
<b>AUSTRALIA CONT.</b>							<b>AUSTRALIE SUITE</b>
COMMODITY TOTAL				8	8		TOTAL DE MARCHANDISE
EQUIPMENT MISC.	U K			27	27	R U	MATÉRIEL DIVERS
	GER			1	1	ALL	
	SWEDN			9	9	SUEDE	
	U S A			3	3	E-U	
	OTHER			6	6	AUTRE	
COMMODITY TOTAL				46	46		TOTAL DE MARCHANDISE
PERSONAL, HOUSEHOLD GOODS	GER			1	1	ALL	ART. PERS. ET MÉNAGERS
	NORW			4	4	NORV	
	U S A			16	16	E-U	
COMMODITY TOTAL				21	21		TOTAL DE MARCHANDISE
MISC. END PRODUCTS NES	GER			3	3	ALL	PRODUITS FINIS DIV. NDA
	U S A			2	2	E-U	
COMMODITY TOTAL				5	5		TOTAL DE MARCHANDISE
GENERAL CARGO	U K			3 250	3 250	R U	MARCHANDISES DIVERSES
	GER			1	1	ALL	
	SWEDN			2 063	2 063	SUEDE	
	OTHER			3 556	3 556	AUTRE	
COMMODITY TOTAL				8 870	8 870		TOTAL DE MARCHANDISE
CONTAINERIZED FREIGHT	U K	26 198			26 198	R U	FRET CONTENEURESE
	GER	28 668		4 690	33 358	ALL	
	NORW			26	26	NORV	
	SWEDN	1 060			1 060	SUEDE	
	U S A			6 727	6 727	E-U	
	OTHER			183	6 013	AUTRE	
COMMODITY TOTAL		61 756		11 626	73 382		TOTAL DE MARCHANDISE
COUNTRY/REGION TOTAL		349 180*	154 219*	619 419*	1 122 818*		TOTAL DE PAYS/RÉGION
<b>FIJI</b>							<b>FIJI</b>
FRESH FRUITS, BERRIES	SWEDN			2	2	SUEDE	FRUITS, BAIES FRAIS
NUTS, EXC. OIL NUTS NES	U K			47	47	R U	NOIX, SAUF OLEAG. NDA
	SWEDN			5	5	SUEDE	
COMMODITY TOTAL				52	52		TOTAL DE MARCHANDISE
SPICES	U K			122	122	R U	ÉPICES
	SWEDN			24	24	SUEDE	
	OTHER			48	48	AUTRE	
COMMODITY TOTAL				194	194		TOTAL DE MARCHANDISE
MISC. FOOD PREP. NES	U K			2	2	R U	DIV. PRÉP. ALIM. NDA
PERSONAL, HOUSEHOLD GOODS	U K			653	653	R U	ART. PERS. ET MÉNAGERS
	SWEDN			4	4	SUEDE	
COMMODITY TOTAL				657	657		TOTAL DE MARCHANDISE
CONTAINERIZED FREIGHT	U K			439	439	R U	FRET CONTENEURESE
COUNTRY/REGION TOTAL		*	*	1 346*	1 346*		TOTAL DE PAYS/RÉGION
<b>NEW ZEALAND</b>							<b>NOUVEAU-ZÉLANDE</b>
MEAT, FRESH OR FROZEN	U K			606	606	R U	VIANDE, FRAÎCHE / CONG.
	GER			239	239	ALL	
	U S A			169	169	E-U	
COMMODITY TOTAL				1 014	1 014		TOTAL DE MARCHANDISE
FISH, FRESH OR FROZEN	U K			3	3	R U	POISSON, FRAIS OU CONG.
FISH, SALTED OR CURED	U K			3	3	R U	POISSON, SALE OU FUMÉ
FISH, CANNED	U K			3	3	R U	POISSON EN BOÎTES
LOBSTER	U K			3	3	R U	HOMARD
SHELL FISH, NES	U K			5	5	R U	MOLLUSQUES CRUST. NDA
BUTTER	U K			5	5	R U	BEURRE
CHEESE	U K			14	14	R U	FROMAGE
	U S A			15	15	E-U	
COMMODITY TOTAL				29	29		TOTAL DE MARCHANDISE
FRESH FRUITS, BERRIES	U K			11	11	R U	FRUITS, BAIES FRAIS
FROZEN FRUITS, BERRIES	U K			3	3	R U	FRUITS, BAIES CONGÈLES
FRUIT JUICES	GER			66	66	ALL	JUS DE FRUIT
VEGETABLES, FRESH	U K			1 407	1 407	R U	LÉGUMES, FRAIS
	U S A			135	135	E-U	
COMMODITY TOTAL				1 542	1 542		TOTAL DE MARCHANDISE
VEGETABLES, DRIED	U K			1 228	1 228	R U	LÉGUMES, SECS
SPICES	U K			1	1	R U	ÉPICES
SAUSAGE SKINS, CASINGS	U K			610	610	R U	BOYAUX À SAUCISSES
MISC. FOOD PREP. NES	U K			2	2	R U	DIV. PRÉP. ALIM. NDA
ALE, BEER, STOUT, PORTER	U K			525	525	R U	ALE, BIÈRE, STOUT, PORTER
WINES	U K			40	40	R U	VINS
FERM. ALCOHOLIC BEV.	GER			16	16	ALL	BOISS. ALCOOL. FERMEN.
CRUDE ANIMAL PROD. NES	U S A			15	15	E-U	PR. BRUTS ORIG. ANIM. NDA
SEEDS FOR SOWING NES	U K			10	10	R U	GRAINES DE SEMENCE NDA
WOOL AND ANIMAL HAIR	U K			956	956	R U	LAINES, POILS ANIMAL
	GER			2	2	ALL	
	U S A			5	5	E-U	
COMMODITY TOTAL				963	963		TOTAL DE MARCHANDISE
WOOD FAB. MATERIALS	U S A			6	6	E-U	DEMI-PRODUITS EN BOIS
BARNS AND RODS, STEEL	U K			2 100	2 100	R U	BARRES ET TIGES ACIER
PLATE & SHEET STEEL	U K			481	481	R U	TÔLES, FEUILLES D'ACIER
	U S A			907	907	E-U	
COMMODITY TOTAL				1 388	1 388		TOTAL DE MARCHANDISE



TABLE 2B. COMMODITIES UNLOADED FROM FOREIGN COUNTRIES BY COUNTRY OF ORIGIN, REGISTRY OF VESSEL AND CANADIAN REGION - 1977

TABLEAU 2B. MARCHANDISES DECHARGEES EN PROVENANCE DE PAYS ETRANGERS SELON LE PAYS D'ORIGINE, L'IMMATRICULATION DU NAVIRE ET LA REGION DU CANADA - 1977

		METRIC TONNES - TONNES METRIQUE						
COUNTRY OF ORIGIN AND KIND OF CARGO	REGISTRY OF VESSEL	ATLANTIC ATLANTIQUE	GREAT LAKES GRANDS LACS	PACIFIC PACIFIQUE	TOTAL TOTAL	IMMATIC. DU NAVIRE	PAYS D'ORIGINE ET MARCHANDISE	
<b>NEW ZEALAND CONT.</b>							<b>NOUV.- ZELANOE SUITE</b>	
WIFE	U K			628	628	R U	FIL METALLIQUE	
COPPER AND ALLOYS	U K			11	11	R U	CUIVRE ET ALLIAGES	
METAL FAB. BASIC PROD.	U S A			1	1	E-U	OUVR. DE BASE EN METAL	
GLASS BASIC PRODUCTS	U K			17	17	R U	OUVR. DE BASE EN VERRE	
MACHINERY NES	U K			7	7	R U	MACHINES NDA	
	CTHR	5			5	AUTRE		
<b>COMMODITY TOTAL</b>		<b>5</b>		<b>7</b>	<b>12</b>		<b>TOTAL DE MARCHANDISE</b>	
PASS. AUTOS AND CHASSIS	U K			4	4	R U	VOITURES PART., CHASSIS	
SHIPS, AIRCRAFT, MIS. VEH	U K			10	10	R U	NAVIRES, AVIONS, VEH. DIV	
EQUIPMENT MISC.	U K			1	1	R U	MATERIEL DIVERS	
	GEP			5	5	ALL		
<b>COMMODITY TOTAL</b>				<b>6</b>	<b>6</b>		<b>TOTAL DE MARCHANDISE</b>	
PERSONAL, HSEHOLD GOODS	U K			38	38	R U	ART. PEPS. ET MENAGERS	
	GER			15	15	ALL		
	U S A			2	2	E-U		
<b>COMMODITY TOTAL</b>				<b>55</b>	<b>55</b>		<b>TOTAL DE MARCHANDISE</b>	
MISC. END PRODUCTS NES	U K			2	2	R U	PRODUITS FINIS DIV. NDA	
GENERAL CARGO	U K			4	4	R U	MARCHANDISES DIVERSES	
	GER			2	2	ALL		
				6	6			
<b>COMMODITY TOTAL</b>				<b>6</b>	<b>6</b>		<b>TOTAL DE MARCHANDISE</b>	
CONTAINERIZED FREIGHT	U K	13 706		368	14 074	R U	FRET CONTENEURESE	
	GEP	24 938		6 416	31 354	ALL		
	U S A			11 758	11 758	E-U		
	OTHER	5 182			5 182	AUTRE		
<b>COMMODITY TOTAL</b>		<b>43 826</b>		<b>18 542</b>	<b>62 368</b>		<b>TOTAL DE MARCHANDISE</b>	
<b>COUNTRY/REGION TOTAL</b>		<b>43 831*</b>	<b>*</b>	<b>28 880*</b>	<b>72 711*</b>		<b>TOTAL DE PAYS/REGION</b>	
<b>U.S. OCEANIA</b>							<b>OCEANIE E-U.</b>	
CONTAINERIZED FREIGHT	U S A			66	66	E-U	FRET CONTENEURESE	
<b>COUNTRY/REGION TOTAL</b>		<b>*</b>	<b>*</b>	<b>66*</b>	<b>66*</b>		<b>TOTAL DE PAYS/REGION</b>	
<b>BANGLADESH</b>							<b>BANGLADESH</b>	
TEA	U K	74			74	R U	THE	
	OTHER	9		14	23	AUTRE		
<b>COMMODITY TOTAL</b>		<b>83</b>		<b>14</b>	<b>97</b>		<b>TOTAL DE MARCHANDISE</b>	
SPICES	U K	10			10	R U	EPICES	
JUTE WOVEN FABRICS	U K	262	110		372	R U	TISSUS DE JUTE	
	U S A	1 967		41	2 008	E-U		
	OTHER	9 194	734	743	10 671	AUTRE		
<b>COMMODITY TOTAL</b>		<b>11 423</b>	<b>844</b>	<b>784</b>	<b>13 051</b>		<b>TOTAL DE MARCHANDISE</b>	
TEXTILE FAB. MTL NES	U S A	106			106	E-U	OUVR. EN MAT. TEXT. NDA	
	OTHER	1 208	506		1 714	AUTRE		
<b>COMMODITY TOTAL</b>		<b>1 314</b>	<b>506</b>		<b>1 820</b>		<b>TOTAL DE MARCHANDISE</b>	
GENERAL CARGO	U K	1			1	R U	MARCHANDISES DIVERSES	
<b>COUNTRY/REGION TOTAL</b>		<b>12 831*</b>	<b>1 350*</b>	<b>798*</b>	<b>14 979*</b>		<b>TOTAL DE PAYS/REGION</b>	
<b>GUYANA</b>							<b>GUYANE</b>	
RAW SUGAR	DENMK	5 525			5 525	DANMK	SUCRE BRUT	
	PANAM		6 877		6 877	PANAM		
	OTHER	8 155			8 155	AUTRE		
<b>COMMODITY TOTAL</b>		<b>13 680</b>	<b>6 877</b>		<b>20 557</b>		<b>TOTAL DE MARCHANDISE</b>	
MOLASSES, CRUDE	GREEK	3 672	11 628		15 300	GRECQ	MELASSE, BRUTE	
DIST. ALCOHOLIC BEV.	U K	152			152	R U	BOISS. ALCOOL. DIST.	
	GER	234			234	ALL		
	SWEDN	224			224	SUEDE		
<b>COMMODITY TOTAL</b>		<b>610</b>			<b>610</b>		<b>TOTAL DE MARCHANDISE</b>	
ALUMINA, BAUXITE ORES	U K	7 758			7 758	R U	MINERAIS ALUMINE, BAUX.	
	GER	15 092			15 092	ALL		
	NORV			2 032	2 032	NORV		
<b>COMMODITY TOTAL</b>		<b>22 850</b>		<b>2 032</b>	<b>24 882</b>		<b>TOTAL DE MARCHANDISE</b>	
LUMBER AND TIMBER	GER	48			48	ALL	BOIS D'OEUVRE ET CHARP.	
DYESTUFF, PIGMENT, PAINT	SWEDN	2			2	SUEDE	MAT. COLOR. PIG. PEINTURE	
CONTAINERS, CLOSURES	GER	3			3	ALL	CONTENEURS, FERMETURES	
GENERAL CARGO	GER	1			1	ALL	MARCHANDISES DIVERSES	
CONTAINERIZED FREIGHT	U K	31			31	R U	FRET CONTENEURESE	
	GER	202			202	ALL		
	NORV	198			198	NORV		
	SWEDN	446			446	SUEDE		
<b>COMMODITY TOTAL</b>		<b>877</b>			<b>877</b>		<b>TOTAL DE MARCHANDISE</b>	
<b>COUNTRY/REGION TOTAL</b>		<b>41 743*</b>	<b>18 505*</b>	<b>2 032*</b>	<b>62 280*</b>		<b>TOTAL DE PAYS/REGION</b>	
<b>ARGENTINA</b>							<b>ARGENTINE</b>	
MEAT, FRESH OR FROZEN	OTHER	198			198	AUTRE	VIANDE, FRAICHE / CONG.	
MEAT, CURED	OTHER	271			271	AUTRE	VIANDE FUMEE OU SALEE	
MEAT AND MEAT PREP. NES	NORV			17	17	NORV	VIANDES ET PREP. NDA	
	U S A			44	44	E-U		
	OTHER	1 295	76		1 371	AUTRE		
<b>COMMODITY TOTAL</b>		<b>1 295</b>	<b>76</b>	<b>61</b>	<b>1 432</b>		<b>TOTAL DE MARCHANDISE</b>	



TABLE 28. COMMODITIES UNLOADED FROM FOREIGN COUNTRIES BY COUNTRY OF ORIGIN, REGISTRY OF VESSEL AND CANADIAN REGION - 1977

TABLEAU 28. MARCHANDISES DECHARGÉES EN PROVENANCE DE PAYS ÉTRANGERS SELON LE PAYS D'ORIGINE, L'IMMATICULATION DU NAVIRE ET LA RÉGION DU CANADA - 1977

COUNTRY OF ORIGIN AND KIND OF CARGO		REGISTRY OF VESSEL	METRIC TONNES - TONNES METRIQUE					IMMATIC. DU NAVIRE	PAYS D'ORIGINE ET MARCHANDISE
			ATLANTIC ATLANTIQUE	GREAT LAKES GRANDS LACS	PACIFIC PACIFIQUE	TOTAL TOTAL	TOTAL TOTAL		
ARGENTINA	CONT.							ARGENTINE	SUITE
CHEESE		LIBER			21	21	LIBER	FROMAGE	
		U S A			23	23	E-U		
		OTHER	510		8	518	AUTRE		
COMMODITY TOTAL			510		52	562			TOTAL DE MARCHANDISE
DAIRY PROD. EGGS, HONEY		OTHER	4			4	AUTRE	PROD. LAIT., ŒUFS, MIEL	
FRESH FRUITS, BERRIES		OTHER	20	209		229	AUTRE	FRUITS, BAIES FRAIS	
FROZEN FRUITS, BERRIES		OTHER	16			16	AUTRE	FRUITS, BAIES CONGÉLÉS	
DRIED FRUITS		OTHER	3			3	AUTRE	FRUITS SECS	
FRUIT JUICES		U S A			365	365	E-U	JUS DE FRUIT	
		OTHER	190	1 005	4	1 199	AUTRE		TOTAL DE MARCHANDISE
COMMODITY TOTAL			190	1 005	369	1 564			CONS. FRUITS NON BOITE
FRUIT, PRES. NOT CANNED		OTHER	1			1	AUTRE	FRUITS PRÉP. EN BOITE	
FRUITS, PRÉP. CANNED		OTHER	70			70	AUTRE	NOIX, SAUF OLÉAG. NDA	
NUTS, EXC. OIL NUTS NES		OTHER	9			9	AUTRE	PRÉP. DE LÉGUMES NDA	
VEGETABLE PRÉP. NES		OTHER		15		15	AUTRE	PRÉP. A BASE DE SUCRE	
SUGAR PREPARATIONS		OTHER	1 002	18		1 020	AUTRE	THE	
TEA		U S A				39	E-U		
		OTHER	90	52		174	AUTRE		TOTAL DE MARCHANDISE
COMMODITY TOTAL			90	52	71	213			ÉPICES
SPICES		OTHER	14			14	AUTRE	BOYAUX A SAUCISSES	
SALSAJE SKINS, CASINGS		NORW			15	15	NORW	OIV. PRÉP. ALIM. NDA	
MISC. FOOD PRÉP. NES		OTHER	148	6		154	AUTRE	Foin, FOURRAGE, PAILLE	
HAY, FORAGE, STRAW		OTHER		20		20	AUTRE	VINS	
WINES		OTHER	234			234	AUTRE	BOISS. ALCOOL. FERMENT.	
FERM. ALCOHOLIC BEV.		U S A			34	34	E-U		
		OTHER			17	17	AUTRE		TOTAL DE MARCHANDISE
COMMODITY TOTAL					51	51			BOISS. ALCOOL. DIST.
DIST. ALCOHOLIC BEV.		OTHER		270		270	AUTRE	PEAUX ET CUIRS BRUT	
HAN HIDES AND SKINS		U S A			3	3	E-U		
		OTHER		4		4	AUTRE		TOTAL DE MARCHANDISE
COMMODITY TOTAL				4	6	10			PR. BRUTS ORIG. ANIM. NDA
CRUDE ANIMAL PROD. NES		U S A			4	4	E-U		
		OTHER	1			1	AUTRE		TOTAL DE MARCHANDISE
COMMODITY TOTAL			1		4	5			GRAINES DE SEMENCE NDA
SEEDS FOR SOWING NES		OTHER	180	6		186	AUTRE	PR. BRUTS ORIG. VEG. NDA	
CRUDE VEG. PROD. NES		OTHER	10	180		190	AUTRE	LAINES, POILS D'ANIMAL	
WOOL AND ANIMAL HAIR		OTHER	16	7		23	AUTRE	FIBRES TEXTILES NDA	
TEXTILE FIBRES NES		OTHER	537	45		582	AUTRE	DECHETS ET REBUTS NDA	
WASTE AND SCRAP NES		OTHER			6	6	AUTRE	CUIR	
LEATHER		OTHER	95	5		100	AUTRE	BOIS D'OEUVRE ET CHARP.	
LUMBER AND TIMBER		OTHER	111			111	AUTRE	OUVR. EN MAT. TEXT. NDA	
TEXTILE FAB. MTL NES		OTHER	80	232		312	AUTRE	HUIL. MAT. GRAS. CIRE NDA	
OILS, FATS, WAXES NES		NORW			2	2	NORW		
		U S A			20	20	E-U		TOTAL DE MARCHANDISE
		OTHER	22	200		222	AUTRE	PROD. CHIM. INORG. NDA	
COMMODITY TOTAL			22	200	22	244			PROD. CHIM. ORGAN. NDA
INORGANIC CHEMS. NES		OTHER	217			217	AUTRE	MAT. COLOR. PIG. PEINTURE	
ORGANIC CHEMICALS NES		OTHER	3			3	AUTRE	BÂRES ET TIGES ACIER	
DYESTUFF, PIGMENT, PAINT		OTHER	10			10	AUTRE	TOLES, FEUILLES D'ACIER	
BARNS AND RODS, STEEL		OTHER	20			20	AUTRE	ALUMINIUM	
PLATE & SHEET STEEL		LIBER	363			363	LIBER	BRUQUES, TUILES NDA	
ALUMINIUM		U S A			1	1	E-U	OUVR. DE BASE EN VERRE	
BRICKS, TILES NES		NORW			2	2	NORW	PROD. MIN. NON-MET. BASE	
GLASS BASIC PRODUCTS		NORW			41	41	NORW	MACHINES NDA	
NON-MET. MIN. BASIC PROD		OTHER	2			2	AUTRE	VOITURES PART., CHASSIS	
MACHINERY NES		OTHER	308	1		309	AUTRE	MATERIEL DIVERS	
PASS. AUTOS AND CHASSIS		OTHER	1			1	AUTRE		TOTAL DE MARCHANDISE
EQUIPMENT MISC.		U S A			2	2	E-U	ART. PERS. ET MENAGERS	
		OTHER	307	74		381	AUTRE		TOTAL DE MARCHANDISE
COMMODITY TOTAL			307	74	2	383			CONTENEURS, FERMETURES
PERSONAL, HSEHOLD GOODS		U S A			3	3	E-U	PRODUITS FINIS DIV. NDA	
		OTHER	82	18		107	AUTRE	MARCHANDISES DIVERSES	
COMMODITY TOTAL			82	18	10	110			FRET CONTENEURESE
CONTAINERS, CLOSURES		OTHER	4			4	AUTRE		TOTAL DE MARCHANDISE
MISC. END PRODUCTS NES		OTHER	4			4	AUTRE	CEREALES NON MOUL. NDA	
GENERAL CARGO		OTHER	5	47		57	AUTRE	PÂTES ALIM. PROD. CEREAL	
CONTAINERIZED FREIGHT		U S A			604	604	E-U	JUS DE FRUIT	
		OTHER		49		49	AUTRE		TOTAL DE MARCHANDISE
COMMODITY TOTAL				49	604	653			TOTAL DE PAYS/REGION
COUNTRY/REGION TOTAL			6 453*	2 539*	1 327*	10 319*			
BRAZIL								BRESIL	
MEAT, CURED		OTHER	189			189	AUTRE	VIANDE FUMÉE OU SALÉE	
MEAT AND MEAT PRÉP. NES		NORW			2	2	NORW	VIANDES ET PRÉP. NDA	
		U S A			126	126	E-U		TOTAL DE MARCHANDISE
		OTHER	1 346	11	13	1 370	AUTRE	CEREALES NON MOUL. NDA	
COMMODITY TOTAL			1 346	11	141	1 498			PÂTES ALIM. PROD. CEREAL
CEREALES UNMILLED, NES		OTHER		18		18	AUTRE	JUS DE FRUIT	
MALAPONI, CEREAL PROD.		OTHER	81			81	AUTRE		TOTAL DE MARCHANDISE
FRUIT JUICES		GREEK	17 726			17 726	GREQ	FRUITS PRÉP. EN BOITE	
		U S A			1 070	1 070	E-U		TOTAL DE MARCHANDISE
		OTHER	6 673	2 321		8 994	AUTRE		
COMMODITY TOTAL			24 399	2 321	1 070	27 790			
FRUITS, PRÉP. CANNED		NORW			4	4	NORW		

TABLE 26. COMMODITIES UNLOADED FROM FOREIGN COUNTRIES BY COUNTRY OF ORIGIN, REGISTRY OF VESSEL AND CANADIAN REGION - 1977

TABLEAU 26. MARCHANDISES DECHARGÉES EN PROVENANCE DE PAYS ÉTRANGERS SELON LE PAYS D'ORIGINE, L'IMMATRICULATION

DU NAVIRE ET LA RÉGION DU CANADA - 1977

METRIC TONNES - TONNES MÉTRIQUE

COUNTRY OF ORIGIN AND KIND OF CARGO	REGISTRY OF VESSEL	ATLANTIC ATLANTIQUE	GREAT LAKES GRANDS LACS	PACIFIC PACIFIQUE	TOTAL TOTAL	IMMATRIC. OU NAVIRE	PAYS D'ORIGINE ET MARCHANDISE
<b>BRAZIL CONT.</b>							<b>BRESIL SUITE</b>
COMMODITY TOTAL	U S A			321	321	E-U	TOTAL DE MARCHANDISE
NUTS, EXC. OIL NUTS NES	OTHER	133	1	26	325	AUTRE	NOIX, SAUF OLEAG. NDA
VEGETABLES, FRESH	OTHER		4		4	AUTRE	LEGUMES, FRAIS
VEGETABLES, DRIED	U S A			4	4	E-U	LEGUMES, SECS
VEGETABLE PREP. NES	LIBER			2	2	LIBER	PREP. DE LEGUMES NDA
	U S A			46	46	E-U	
	OTHER	250	10	17	277	AUTRE	
COMMODITY TOTAL		250	10	65	325		TOTAL DE MARCHANDISE
MOLASSES, CRUDE	GREEK	1 814			1 814	GREQC	MELASSE, BRUTE
	LIBER	23 850	13 892		37 742	LIBER	
COMMODITY TOTAL		25 664	13 892		39 556		TOTAL DE MARCHANDISE
SUGAR PREPARATIONS	OTHER	664			664	AUTRE	PREP. A BASE DE SUCRE
COCOA AND CHOCOLATE	OTHER	1 580	121		1 701	AUTRE	CACAO ET CHOCOLAT
COFFEE	GREEK			197	197	GREQC	CAFE
	NORW			121	121	NORV	
	U S A			1 092	1 092	E-U	
	OTHER	301			301	AUTRE	
COMMODITY TOTAL		301		1 410	1 711		TOTAL DE MARCHANDISE
TEA	U S A			23	23	E-U	THE
	OTHER	210	49		259	AUTRE	
COMMODITY TOTAL		210	49	23	282		TOTAL DE MARCHANDISE
SAUSAGE SKINS, CASINGS	NORW			12	12	NORV	BOYAUX A SAUCISSES
MISC. FOOD PREP. NES	U S A			46	46	E-U	DIV. PREP. ALIM. NDA
	OTHER	171	14		185	AUTRE	
COMMODITY TOTAL		171	14	46	231		TOTAL DE MARCHANDISE
DIST. ALCOHOLIC BEV.	OTHER	98			98	AUTRE	BOISS. ALCOOL. DIST.
TOBACCO NES	OTHER	12			12	AUTRE	TABACS NDA
RAW HIDES AND SKINS	U S A			4	4	E-U	PEAUX ET CUIRS BRUT
	OTHER	12			12	AUTRE	
COMMODITY TOTAL		12		4	16		TOTAL DE MARCHANDISE
SEEDS FOR SOWING NES	U S A			21	21	E-U	GRAINES DE SEMENCE NDA
NURSERY, GREENHOUSE STOCK	OTHER	2	6		8	AUTRE	PROD. PEPINIERE, SERRE
CRUDE VEG. PROD. NES	OTHER	3			3	AUTRE	PR. BRUTS ORIG. VEG. NDA
TEXTILE FIBRES NES	NORW			21	21	NORV	FIBRES TEXTILES NDA
	LIBER			30	30	LIBER	
	OTHER	357	142		499	AUTRE	
COMMODITY TOTAL		357	142	51	550		TOTAL DE MARCHANDISE
IRON ORE AND CONC	U K	42 622			42 622	R U	MINERAI, CONC. DE FER
	GER	38 531			38 531	ALL	
	LIBER	259 168			259 168	LIBER	
	PANAM	38 514			38 514	PANAM	
COMMODITY TOTAL		378 835			378 835		TOTAL DE MARCHANDISE
MANGANESE ORE	GREEK	29 421			29 421	GREQC	MINERAI DE MANGANESE
ORES AND CONC. NES	NORW	3 299			3 299	NORV	MINERAIS ET CONC. NDA
	OTHER	77			77	AUTRE	
COMMODITY TOTAL		3 376			3 376		TOTAL DE MARCHANDISE
STONE, CRUDE NES	U S A			1	1	E-U	PIERRE BRUTE NDA
	OTHER	73			73	AUTRE	
COMMODITY TOTAL		73		1	74		TOTAL DE MARCHANDISE
CRUDE NON-MET. MIN. NES	U S A			5	5	E-U	MIN. NON-MET. BRUTS NDA
COTTON, TEXTILE WASTE	OTHER	308			308	AUTRE	DECHETS DE COTON, TEXT.
LEATHER	U S A			1	1	E-U	CUIR
	OTHER	57			57	AUTRE	
COMMODITY TOTAL		57		1	58		TOTAL DE MARCHANDISE
RUBBER FAB. MATERIALS	OTHER	5			5	AUTRE	DEMI-PROD. CAOUTCHOUC
LUMBER AND TIMBER	GREEK		2 521	22	2 543	GREQC	BOIS OEUVRE ET CHARP.
	NORW		2 604	25	2 629	NORV	
	PANAM	8 095			8 095	PANAM	
	U S A			1	1	E-U	
	OTHER	12 975	4 074	75	17 124	AUTRE	
COMMODITY TOTAL		21 070	9 199	123	30 392		TOTAL DE MARCHANDISE
FLOORING	OTHER	275	176		451	AUTRE	LAMES POUR PARQUET
VENEER, PLYWOOD	OTHER	15		28	43	AUTRE	PLACAGES, CONTRE-PLAQ.
WOOD FAB. MATERIALS	OTHER	401	105		506	AUTRE	DEMI-PRODUITS EN BOIS
PAPERBOARD	OTHER	393			393	AUTRE	CARTON
BLDG. PAPER AND BOARD	U S A			12	12	E-U	PLAQ. CONSTR., PAP. CART.
	OTHER	378	293		671	AUTRE	
COMMODITY TOTAL		378	293	12	683		TOTAL DE MARCHANDISE
CORDAGE, TWINE, ROPE	GREEK	100			100	GREQC	CORDAGE, FICELLE, CRODE
	OTHER	9 751	4 596	1 395	15 742	AUTRE	
COMMODITY TOTAL		9 851	4 596	1 395	15 842		TOTAL DE MARCHANDISE
TEXTILE FAB. MTL NES	GREEK			151	151	GREQC	OUVR. EN MAT. TEXT. NDA
	OTHER	4 279	1 038	6	5 323	AUTRE	
COMMODITY TOTAL		4 279	1 038	157	5 474		TOTAL DE MARCHANDISE
VEG. OILS, FATS NES	OTHER	2	31		33	AUTRE	HUIL. MAT. GRAS. VEG. NDA
OILS, FATS, WAXES NES	NORW			4	4	NORV	HUIL. MAT. GRAS. CIRE NDA
	U S A			4	4	E-U	
	OTHER	2	299		301	AUTRE	
COMMODITY TOTAL		2	299	8	309		TOTAL DE MARCHANDISE
METALLIC SALTS	OTHER		2		2	AUTRE	SELS METALLIQUES
INORGANIC CHEMS. NES	OTHER		59		59	AUTRE	PROD. CHIM. INORG. NDA
ORGANIC CHEMICALS NES	OTHER	159	73		232	AUTRE	PROD. CHIM. ORG. NDA
AGRICULTURAL CHEMICALS	OTHER	21			21	AUTRE	PROD. CHIM. AGRICULT.
PLASTIC MATERIALS	U S A			6	6	E-U	MATIERES PLASTIQUES
	OTHER	7	3		10	AUTRE	
COMMODITY TOTAL		7	3	6	16		TOTAL DE MARCHANDISE



TABLE 28. COMMODITIES ORIGINATED FROM FOREIGN COUNTRIES BY COUNTRY OF ORIGIN, REGISTRY OF VESSEL AND CANADIAN REGION - 1977

TABLEAU 28. MARCHANDISES ORIGINÉES EN PROVENANCE DE PAYS ÉTRANGERS SELON LE PAYS D'ORIGINE, L'IMMATRICULATION DU NAVIRE ET LA RÉGION DU CANADA - 1977

		METRIC TONNES - TONNES METRIQUE					
COUNTRY OF ORIGIN AND KIND OF CARGO	REGISTRY OF VESSEL	ATLANTIC ATLANTIQUE	GREAT LAKES GRANDS LACS	PACIFIC PACIFIQUE	TOTAL TOTAL	IMMATIC. DU NAVIRE	PAYS D'ORIGINE ET MARCHANDISE
<b>BRAZIL CONT.</b>							<b>BRESIL SUITE</b>
CHEM. SPECIALTIES NES	OTHER	1			1	AUTRE	PROD. CHIM. SPECIAUX NDA
COKE	GREEK	3 475			3 475	GRECQ	COKE
	NORW	4 468			4 468	NORV	
COMMODITY TOTAL		7 943			7 943		TOTAL DE MARCHANDISE
FERRO-ALLOYS	NORW	3 000			3 000	NORV	FERRO-ALLIAGES
	PANAM	2 199			2 199	PANAM	
	OTHER	138			138	AUTRE	
COMMODITY TOTAL		5 337			5 337		TOTAL DE MARCHANDISE
PIG IRON	LIBER		1 500		1 500	LIBER	FER EN GUEUSE
	CAN		1 993		1 999	CAN	
COMMODITY TOTAL			3 499		3 499		TOTAL DE MARCHANDISE
PRIMARY IRON, STEEL NES	OTHER		33 134		33 134	AUTRE	FER, ACIER PRIM. NDA
CASTINGS, FORGINGS	PANAM		16 585		16 586	PANAM	MOUL. PIECES FORGEES
BARS AND RODS, STEEL	OTHER		4		4	AUTRE	BARRES ET TIGES ACIER
STRUCTURAL SHAPES	OTHER		4		4	AUTRE	PROFILES DE CONSTRUCT.
WIRE	NORW		63	10	10	NORV	FIL METALLIQUE
	OTHER		63		63	AUTRE	
COMMODITY TOTAL			63	10	73		TOTAL DE MARCHANDISE
METAL FAB. BASIC PROD.	OTHER	14	51		65	AUTRE	OUVR. DE BASE EN METAL
BRICKS, TILES NES	OTHER	158	42		200	AUTRE	BRICKES, TUILES NDA
ASBESTOS BASIC PROD.	OTHER	1			1	AUTRE	OUVR. DE BASE AMIANTE
CEMENT BASIC PROD.	NORW			8	8	NORV	OUVR. DE BASE CIMENT
	U S A			24	24	E-U	
COMMODITY TOTAL				32	32		TOTAL DE MARCHANDISE
NON-MET. MIN. BASIC PROD.	OTHER	26	120		146	AUTRE	PROD. MIN. NON-MET. BASE
MISC. FABRICATED PROD.	OTHER	107			107	AUTRE	OUVRAGES DIVERS
MACHINERY NES	U S A			5	5	E-U	MACHINES NDA
	OTHER	147	114		261	AUTRE	
COMMODITY TOTAL		147	114	5	266		TOTAL DE MARCHANDISE
PASS. AUTOS AND CHASSIS	OTHER	3			3	AUTRE	VOITURES PART., CHASSIS
MOTOR VEHICLE ENGINES	NORW			13	13	NORV	MOTEURS DE VEH. AUTOM.
	LIBER			3	3	LIBER	
	U S A			12	12	E-U	
	OTHER	84	291		375	AUTRE	
COMMODITY TOTAL		84	291	28	403		TOTAL DE MARCHANDISE
RUBBER TIRES AND TUBES	NORW			11	11	NORV	PNEUS, CHAMBRAS A AIR
	OTHER	187	4		193	AUTRE	
COMMODITY TOTAL		187	4	13	204		TOTAL DE MARCHANDISE
EQUIPMENT MISC.	U S A			2	2	E-U	MATERIEL DIVERS
	OTHER	669	121	1	791	AUTRE	
COMMODITY TOTAL		669	121	3	793		TOTAL DE MARCHANDISE
PERSONAL/HOUSEHOLD GOODS	GREEK	1			1	GRECQ	ART. PERS. ET MENAGERS
	NORW			2	2	NORV	
	U S A			15	15	E-U	
	OTHER	341	158	4	503	AUTRE	
COMMODITY TOTAL		342	158	21	521		TOTAL DE MARCHANDISE
FIREARMS, AMMUNITION	OTHER	1			1	AUTRE	ARMES A FEU, MUNITIONS
CONTAINERS, CLOSURES	OTHER	61			61	AUTRE	CONTENEURS, FERMETURES
MISC. END PRODUCTS NES	U S A			2	2	E-U	PRODUITS FINIS DIV. NDA
	OTHER	23	1		24	AUTRE	
COMMODITY TOTAL		23	1	2	26		TOTAL DE MARCHANDISE
GENERAL CARGO	GREEK	7			7	GRECQ	MARCHANDISES DIVERSES
	NORW			30	30	NORV	
	U S A			1	1	E-U	
	OTHER	61	60		121	AUTRE	
COMMODITY TOTAL		68	60	31	159		TOTAL DE MARCHANDISE
CONTAINERIZED FREIGHT	U S A			904	904	E-U	FRET CONTENEURESE
	OTHER	2 696	1 296	5	3 997	AUTRE	
COMMODITY TOTAL		2 696	1 296	909	4 901		TOTAL DE MARCHANDISE
COUNTRY/REGION TOTAL		522 268*	88 011*	5 988*	616 267*		TOTAL DE PAYS/REGION
<b>CHILE</b>							<b>CHILI</b>
MEAT AND MEAT PREP. NES	LIBER			2	2	LIBER	VIANDES ET PREP. NDA
FISH, FRESH OR FROZEN	OTHER	8			8	AUTRE	POISSON, FRATS OU CONG.
LOBSTER	OTHER	4			4	AUTRE	HOMARD
SHELL FISH, NES	OTHER	7			7	AUTRE	MOLLUSQUES CRUST. NDA
APPLES	U S A			521	521	E-U	POMMES
	OTHER			27	27	AUTRE	
COMMODITY TOTAL				548	548		TOTAL DE MARCHANDISE
FRESH FRUITS, BERRIES	U S A			1 072	1 072	E-U	FRUITS, BAIES FRAIS
	OTHER			29	29	AUTRE	
COMMODITY TOTAL				1 101	1 101		TOTAL DE MARCHANDISE
FRUIT, PRES. NOT CANNED	OTHER	2			2	AUTRE	CONS. FRUITS NON BOITE
VEGETABLES, DRIED	U S A			534	534	E-U	LEGUMES, SECS
COFFEE	OTHER			127	127	AUTRE	CAFE
WINE	U S A			13	13	E-U	VINS
	OTHER	124			124	AUTRE	
COMMODITY TOTAL		124		13	137		TOTAL DE MARCHANDISE
CRUDE VEG. PROD. NES	OTHER	320			320	AUTRE	PR. BRUTS ORIG. VEG. NDA
WOOL AND ANIMAL HAIR	OTHER	1			1	AUTRE	LAINES, POILS ANIMAL
ORES AND CONC. NES	OTHER	62			62	AUTRE	MINERAIS ET CONC. NDA
LUMBER AND TIMBER	U S A			24	24	E-U	BOIS D'OEUVRE ET CHARP.
	OTHER	1			1	AUTRE	
COMMODITY TOTAL		1		24	25		TOTAL DE MARCHANDISE



TABLE 28. COMMODITIES UNLADDED FROM FOREIGN COUNTRIES BY COUNTRY OF ORIGIN, REGISTRY OF VESSEL AND CANADIAN REGION - 1977

TABLÉAU 28. MARCHANDISES DÉCHARGÉES EN PROVENANCE DE PAYS ÉTRANGERS SELON LE PAYS D'ORIGINE, L'IMMATRICULATION

DU NAVIRE ET LA RÉGION DU CANADA - 1977

METRIC TONNES - TONNES MÉTRIQUE

COUNTRY OF ORIGIN AND KIND OF CARGO	REGISTRY OF VESSEL	ATLANTIC ATLANTIQUE	GREAT LAKES GRANDS LACS	PACIFIC PACIFIQUE	TOTAL TOTAL	IMMATRIC. DU NAVIRE	PAYS D'ORIGINE ET MARCHANDISE
<b>CHILE</b>							<b>CHILI</b>
WOOD FAB. MATERIALS	OTHER			45	45	AUTRE	SUITE
PAPERBOARD	LIBER			8	8	LIBER	DEMI-PRODUITS EN BOIS
BLOG. PAPER AND BOARD	NORV			30	30	NORV	CARTON
	LIBER			2	2	LIBER	PLAQ. CONSTR., PAP/CAPT.
	OTHER			1	1	AUTRE	
<b>COMMODITY TOTAL</b>				<b>33</b>	<b>33</b>		<b>TOTAL DE MARCHANDISE</b>
METALLIC SALTS	NORV			69	69	NORV	SELS METALLIQUES
FERTILIZERS NES	U S A			908	908	E-U	ENGRAIS CHIMIQUE NDA
	OTHER	3			3	AUTRE	
<b>COMMODITY TOTAL</b>		<b>3</b>		<b>908</b>	<b>911</b>		<b>TOTAL DE MARCHANDISE</b>
FERRO-ALLOYS	U S A			62	62	E-U	FERRO-ALLIAGES
CASTINGS, FORGINGS	OTHER	724			724	AUTRE	MOUL. PIÈCES FORGÉES
COPPER AND ALLOYS	U S A			27	27	E-U	CUIVRE ET ALLIAGES
	OTHER	1 444			1 444	AUTRE	
<b>COMMODITY TOTAL</b>		<b>1 444</b>		<b>27</b>	<b>1 471</b>		<b>TOTAL DE MARCHANDISE</b>
EQUIPMENT MISC.	OTHER	3			3	AUTRE	MATÉRIEL DIVERS
PERSONAL, HOUSEHOLD GOODS	U S A			5	5	E-U	ART. PERS. ET MÉNAGERS
FIREARMS, AMMUNITION	OTHER	3			3	AUTRE	ARMES À FEU, MUNITIONS
GENERAL CARGO	OTHER	4			4	AUTRE	MARCHANDISES DIVERSES
CONTAINERIZED FREIGHT	U S A			64	64	E-U	FRET CONTENEUREUSE
	OTHER	291			291	AUTRE	
<b>COMMODITY TOTAL</b>		<b>291</b>		<b>64</b>	<b>355</b>		<b>TOTAL DE MARCHANDISE</b>
<b>COUNTRY/REGION TOTAL</b>		<b>3 001*</b>	<b>*</b>	<b>3 570*</b>	<b>6 571*</b>		<b>TOTAL DE PAYS/RÉGION</b>
<b>COLOMBIA</b>							<b>COLOMBIE</b>
FRESH FRUITS, BERRIES	U S A			15	15	E-U	FRUITS, BAIES FRAIS
SUGAR PREPARATIONS	OTHER	14			14	AUTRE	PRÉP. À BASE DE SUCRE
COFFEE	U S A			89	89	E-U	CAFÉ
	OTHER			967	967	AUTRE	
<b>COMMODITY TOTAL</b>				<b>1 056</b>	<b>1 056</b>		<b>TOTAL DE MARCHANDISE</b>
TEA	U K	143			143	R U	THE
SPICES	U K	24			24	R U	ÉPICES
SEEDS FOR SOWING NES	OTHER			5	5	AUTRE	GRAINES DE SEMENCE NDA
RUBBER, ALLIED GUMS, NAT	U K	41			41	R U	CADOUTCHOU GOMMES NAT.
LUMBER AND TIMBER	PANAM	172			172	PANAM	BOIS D'OEUVRE ET CHARP.
	OTHER	1 070			1 070	AUTRE	
<b>COMMODITY TOTAL</b>		<b>1 242</b>		<b>789</b>	<b>2 031</b>		<b>TOTAL DE MARCHANDISE</b>
SAWMILL PRODUCTS NES	OTHER			34	34	AUTRE	SCIAGES NDA
WOOD FAB. MATERIALS	OTHER			245	245	AUTRE	DEMI-PRODUITS EN BOIS
PAPER NES	OTHER			30	30	AUTRE	PAPIER NDA
TEXTILE FAB. MTL NES	U K	387			387	R U	OUVR. EN MAT. TEXT. NDA
	PANAM	10			10	PANAM	
	OTHER	41			41	AUTRE	
<b>COMMODITY TOTAL</b>		<b>438</b>			<b>438</b>		<b>TOTAL DE MARCHANDISE</b>
FUEL OIL	GREEK	34 410			34 410	GREEK	MAZOUT
	LIBER	26 400			26 400	LIBER	
<b>COMMODITY TOTAL</b>		<b>60 810</b>			<b>60 810</b>		<b>TOTAL DE MARCHANDISE</b>
COPPER AND ALLYS	OTHER	335			335	AUTRE	CUIVRE ET ALLIAGES
BRICKS, TILES NES	OTHER			89	89	AUTRE	BRIQUES, TUILES NDA
GLASS BASIC PRODUCTS	NORV			59	59	NORV	OUVR. DE BASE EN VERRE
	U S A			219	219	E-U	
	OTHER			45	45	AUTRE	
<b>COMMODITY TOTAL</b>				<b>323</b>	<b>323</b>		<b>TOTAL DE MARCHANDISE</b>
MACHINERY NES	OTHER			10	10	AUTRE	MACHINES NDA
PERSONAL, HOUSEHOLD GOODS	OTHER	8			8	AUTRE	ART. PERS. ET MÉNAGERS
CONTAINERIZED FREIGHT	U S A			1 526	1 526	E-U	FRET CONTENEUREUSE
	OTHER			86	86	AUTRE	
<b>COMMODITY TOTAL</b>				<b>1 612</b>	<b>1 612</b>		<b>TOTAL DE MARCHANDISE</b>
<b>COUNTRY/REGION TOTAL</b>		<b>63 055*</b>	<b>*</b>	<b>4 208*</b>	<b>67 263*</b>		<b>TOTAL DE PAYS/RÉGION</b>
<b>EQUADOR</b>							<b>EQUATEUR</b>
SHELL FISH, NES	U S A			1	1	E-U	MOLLUSQUES CRUST. NDA
DRIED FRUITS	NORV			5	5	NORV	FRUITS SECS
	OTHER			13	13	AUTRE	
<b>COMMODITY TOTAL</b>				<b>18</b>	<b>18</b>		<b>TOTAL DE MARCHANDISE</b>
COCOA AND CHOCOLATE	OTHER	639			639	AUTRE	CACAO ET CHOCOLAT
COFFEE	OTHER			208	208	AUTRE	CAFÉ
TEA	U S A			5	5	E-U	THE
	OTHER	46			37	AUTRE	
<b>COMMODITY TOTAL</b>		<b>46</b>		<b>42</b>	<b>88</b>		<b>TOTAL DE MARCHANDISE</b>
CRUDE PETROLEUM	GREEK	22 631			22 631	GREEK	PÉTROLE BRUT
LUMBER AND TIMBER	OTHER	7			7	AUTRE	BOIS D'OEUVRE ET CHARP.
WOOD FAB. MATERIALS	OTHER			64	64	AUTRE	DEMI-PRODUITS EN BOIS
FUEL OIL	PANAM			29 233	29 233	PANAM	MAZOUT
ROAD MOTOR VEH. NES	OTHER			1	1	AUTRE	VEH. AUTOM. ROUTIERS NDA
CONTAINERIZED FREIGHT	U S A			22	22	E-U	FRET CONTENEUREUSE
	OTHER			220	220	AUTRE	
<b>COMMODITY TOTAL</b>				<b>242</b>	<b>242</b>		<b>TOTAL DE MARCHANDISE</b>
<b>COUNTRY/REGION TOTAL</b>		<b>23 323*</b>	<b>*</b>	<b>29 846*</b>	<b>53 169*</b>		<b>TOTAL DE PAYS/RÉGION</b>

TABLE 2B. COMMODITIES UNLOADED FROM FOREIGN COUNTRIES BY COUNTRY OF ORIGIN, REGISTRY OF VESSEL AND CANADIAN REGION - 1977

TABLEAU 2B. MARCHANDISES DECHARGEES EN PROVENANCE DE PAYS ETRANGERS SELON LE PAYS D'ORIGINE, L'IMMATRICULATION DU NAVIRE ET LA REGION DU CANADA - 1977

METRIC TONNES - TONNES METRIQUE

COUNTRY OF ORIGIN AND KIND OF CARGO	REGISTRY OF VESSEL	ATLANTIC ATLANTIQUE	GREAT LAKES GRANDS LACS	PACIFIC PACIFIQUE	TOTAL TOTAL	IMMATRIC. DU NAVIRE	PAYS D'ORIGINE ET MARCHANDISE
<b>PERU</b>							
FISH, CANNED	U S A			62	62	E-U	PEROU
FRUIT, PRES. NOT CANNED	NORV			2	2	NORV	POISSON EN BOITES
NUTS, EXC. OIL NUTS NES	U S A			16	16	E-U	CONS. FRUITS NON BOITE
	OTHER	5		18	23	AUTRE	NOIX, SAUF OLEAG. NDA
COMMODITY TOTAL		5		34	39		TOTAL DE MARCHANDISE
VEGETABLES, DRIED	U S A			2	2	E-U	LEGUMES, SECS
	OTHER	46		13	59	AUTRE	
COMMODITY TOTAL		46		15	61		TOTAL DE MARCHANDISE
RAW SUGAR	GREEK			11 121	11 121	GREQO	TOTAL DE MARCHANDISE
COCOA AND CHOCOLATE	OTHER	209			209	AUTRE	SUCRE BRUT
COFFEE	NORV			162	162	NORV	CACAO ET CHOCOLAT
	U S A			431	431	E-U	CAFE
	OTHER	44		278	322	AUTRE	
COMMODITY TOTAL		44		871	915		TOTAL DE MARCHANDISE
LEAD ORE AND CONC.	PANAM	4 224			4 224	PANAM	MINERAI, CONC. DE PLOMB
	OTHER	3 386			3 386	AUTRE	
COMMODITY TOTAL		7 610			7 610		TOTAL DE MARCHANDISE
VENEER, PLYWOOD	OTHER	65			65	AUTRE	PLACAGES, CONTRE-PLAQ.
TEXTILE FAB. MTL NES	OTHER	3			3	AUTRE	CUVR. EN MAT. TEXT. NDA
ORGANIC CHEMICALS NES	OTHER	26			26	AUTRE	PROD. CHIM. ORG. NDA
TRACTORS	OTHER	35			35	AUTRE	TRACTEURS
PASS. AUTOS AND CHASSIS	OTHER	2			2	AUTRE	VOITURES PART., CHASSIS
PERSONAL, HOUSEHOLD GOODS	U S A			4	4	E-U	ART. PERS. ET MENAGERS
	OTHER	3			3	AUTRE	
COMMODITY TOTAL		3		4	7		TOTAL DE MARCHANDISE
MISC. END PRODUCTS NES	OTHER	2		5	7	AUTRE	PRODUITS FINIS DIV. NDA
GENERAL CARGO	OTHER	37			37	AUTRE	MARCHANDISES DIVERSES
CONTAINERIZED FREIGHT	U S A			395	395	E-U	FRET CONTENEURESE
COUNTRY/REGION TOTAL		8 087*	*	12 509*	20 596*		TOTAL DE PAYS/REGION
<b>SURINAM</b>							
ALUMINA, BAUXITE ORES	GER	9 378			9 378	ALL	SURINAM
	GREEK	4 955	11 979		16 934	GREQO	MINERAIS ALUMINE, BAUX.
	PANAM	8 223			8 223	PANAM	
COMMODITY TOTAL		22 556	11 979		34 535		TOTAL DE MARCHANDISE
COUNTRY/REGION TOTAL		22 556*	11 979*	*	34 535*		TOTAL DE PAYS/REGION
<b>URUGUAY</b>							
WOOL AND ANIMAL HAIR	NORV			41	41	NORV	URUGUAY
	OTHER		7		7	AUTRE	LAINE, POILS DANIMAL
COMMODITY TOTAL			7	41	48		TOTAL DE MARCHANDISE
LEATHER	OTHER	9			9	AUTRE	CUIR
LUMBER AND TIMBER	OTHER	10			10	AUTRE	BOIS OEUVRE ET CHARP.
COUNTRY/REGION TOTAL		19*	7*	41*	67*		TOTAL DE PAYS/REGION
<b>VENEZUELA</b>							
FRUIT JUICES	GER	57			57	ALL	VENEZUELA
CRUDE PETROLEUM	U K	154 252			154 252	R U	JUS DE FRUIT
	GER	91 018			91 018	ALL	PETROLE BRUT
	GREEK	442 886			442 886	GREQO	
	ITALY	485 046			485 046	ITAL	
	NORV	330 208			330 208	NORV	
	LIBER	2 108 725			2 108 725	LIBER	
	PANAM	300 689			300 689	PANAM	
	CAN	35 632			35 632	CAN	
	U S A	38 433			38 433	E-U	
	OTHER	1 428 911			1 428 911	AUTRE	
COMMODITY TOTAL		5 415 800			5 415 800		TOTAL DE MARCHANDISE
INORGANIC CHEMS. NES	LIBER	4 650			4 650	LIBER	PROD. CHIM. INORG. NDA
FUEL OIL	GREEK	99 808			99 808	GREQO	MAZOUT
	LIBER	515 819		16 049	531 868	LIBER	
	PANAM	19 494			19 494	PANAM	
	U S A			10 147	10 147	E-U	
	OTHER	44 414			44 414	AUTRE	
COMMODITY TOTAL		679 535		26 196	705 731		TOTAL DE MARCHANDISE
PASS. AUTOS AND CHASSIS	GER	1			1	ALL	VOITURES PART., CHASSIS
MOTOR VEHICLE ENGINES	GER	73			73	ALL	MOTEURS DE VEH. AUTOM.
EQUIPMENT MISC.	GER	1			1	ALL	MATERIEL DIVERS
CONTAINERIZED FREIGHT	GER	73			73	ALL	FRET CONTENEURESE
	U S A			14	14	E-U	
COMMODITY TOTAL		73		14	87		TOTAL DE MARCHANDISE
COUNTRY/REGION TOTAL		6 100 190*	*	26 210*	6 126 400*		TOTAL DE PAYS/REGION
<b>BAHAMAS</b>							
SALT	CAN	4 232			4 232	CAN	ILES BAHAMAS
FUEL OIL	PANAM	61 728			61 728	PANAM	SAL
COUNTRY/REGION TOTAL		65 960*	*	*	65 960*		MAZOUT
							TOTAL DE PAYS/REGION



TABLE 28. COMMODITIES UNLOADED FROM FOREIGN COUNTRIES BY COUNTRY OF ORIGIN, REGISTRY OF VESSEL AND CANADIAN REGION - 1977

TABLEAU 28. MARCHANDISES DECHARGES EN PRÉSENCE DE PAYS ÉTRANGERS SELON LE PAYS D'ORIGINE, L'IMMATRICULATION DU NAVIRE ET LA RÉGION DU CANADA - 1977

		METRIC TONNES - TONNES METRIQUE						
COUNTRY OF ORIGIN AND KIND OF CARGO	REGISTRY OF VESSEL	ATLANTIC ATLANTIQUE	GREAT LAKES GRANDS LACS	PACIFIC PACIFIQUE	TOTAL TOTAL	IMMATRIC. DU NAVIRE	PAYS D'ORIGINE ET MARCHANDISE	
<b>BERMUDA</b>								
LUMBER AND TIMBER	NORW	3			3	NORV	BERMUDES	
PERSONAL, HOUSEHOLD GOODS	NORW	2			2	NORV	BOIS D'OEUVRE ET CHARP.	
	SWEDN	3			3	SUEDE	ART. PERS. ET MENAGERS	
	OTHER	4			4	AUTRE		
COMMODITY TOTAL		9			9		TOTAL DE MARCHANDISE	
CONTAINERIZED FREIGHT	GER	284			284	ALL	FRET CONTENEUREUSE	
	NORW	4			4	NORV		
	OTHER	10			10	AUTRE		
COMMODITY TOTAL		298			298		TOTAL DE MARCHANDISE	
COUNTRY/REGION TOTAL		310*	*	*	310*		TOTAL DE PAYS/REGION	
<b>BELIZE</b>								
VEG. OILS, FATS NES	LIBER	830			830	LIBER	BELIZE	
COUNTRY/REGION TOTAL		830*	*	*	830*		HUIL. MAT. GRAS. VEG. NDA	
<b>BARBADOS</b>								
MOLASSES, CRUDE	GREEK	2 719			2 719	GRECQ	BARBADE	
	NORW	1 827			1 827	NORV	MELASSE, BRUTE	
	LIBER	2 722			2 722	LIBER		
COMMODITY TOTAL		7 268			7 268		TOTAL DE MARCHANDISE	
DIST. ALCOHOLIC BEV.	NORW	36			36	NORV	BOISS. ALCOOL. DIST.	
	SWEDN	3			3	SUEDE		
COMMODITY TOTAL		39			39		TOTAL DE MARCHANDISE	
TEXTILE FAB. MTL NES	NORW	7			7	NORV	TOILES EN MAT. TEXT. NDA	
CONTAINERIZED FREIGHT	GER	296			296	ALL	FRET CONTENEUREUSE	
	NORW	47			47	NORV		
	SWEDN	30			30	SUEDE		
	OTHER	250			250	AUTRE		
COMMODITY TOTAL		623			623		TOTAL DE MARCHANDISE	
COUNTRY/REGION TOTAL		7 937*	*	*	7 937*		TOTAL DE PAYS/REGION	
<b>JAMAICA</b>								
RAW SUGAR	NORW	9 885			9 885	NORV	JAMATIQUE	
	LIBER	9 873	10 920		20 793	LIBER	SUCRE BRUT	
	OTHER	10 488			10 488	AUTRE		
COMMODITY TOTAL		30 246	10 920		41 166		TOTAL DE MARCHANDISE	
MOLASSES, CRUDE	GREEK	4 857	17 801		22 658	GRECQ	MELASSE, BRUTE	
SPICES	GER	6			6	ALL	EPICES	
	SWEDN	2			2	SUEDE		
COMMODITY TOTAL		8			8		TOTAL DE MARCHANDISE	
DIST. ALCOHOLIC BEV.	GER	12			12	ALL	BOISS. ALCOOL. DIST.	
ALUMINA, BAUXITE ORES	U K	14 077			14 077	R U	MINERAIS ALUMINE, BAUX.	
	DENMK	12 562			12 562	DANMK		
	GRECQ	14 125		14 165	28 290	GRECQ		
	LIBER	88 076			88 076	LIBER		
COMMODITY TOTAL		128 840		14 165	143 005		TOTAL DE MARCHANDISE	
INORGANIC CHEMS. NES	LIBER	9 529			9 529	LIBER	PROD. CHIM. INORG. NDA	
COKE	DENMK	11 324			11 324	DANMK	COKE	
PASS. AUTOS AND CHASSIS	SWEDN	10			10	SUEDE	VOITURES PART., CHASSIS	
PERSONAL, HOUSEHOLD GOODS	SWEDN	9			9	SUEDE	ART. PERS. ET MENAGERS	
CONTAINERIZED FREIGHT	GER	1 333			1 333	ALL	FRET CONTENEUREUSE	
	NORW	190			190	NORV		
	SWEDN	171			171	SUEDE		
	LIBER	459			459	LIBER		
	OTHER	991			991	AUTRE		
COMMODITY TOTAL		3 144			3 144		TOTAL DE MARCHANDISE	
COUNTRY/REGION TOTAL		187 979*	28 721*	14 165*	230 865*		TOTAL DE PAYS/REGION	
<b>LEE-WIND IS.</b>								
FISH, SALTED OR CURED	GER	5			5	ALL	I. LEEW-WIND.	
MACARONI, CEREAL PROD.	GER	4			4	ALL	POISSON, SALE OU FUME	
FRUIT JUICES	GER	17			17	ALL	PATES ALIM. PROD. CEREAL	
FRUITS, PREP. CANNED	GER	2			2	ALL	JUS DE FRUIT	
VEGETABLES, FRESH	NORW	2			2	NORV	FRUITS PREP. EN BOITE	
VEGETABLE PREP. NES	GER	5			5	ALL	LEGUMES, FRAIS	
	NORW	2			2	NORV	PREP. DE LEGUMES NDA	
	SWEDN	1			1	SUEDE		
COMMODITY TOTAL		8			8		TOTAL DE MARCHANDISE	
SYRUP	SWEDN	1			1	SUEDE	SIROP	
COCCA AND CHOCOLATE	GER	31			31	ALL	CACAO ET CHOCOLAT	
	NORW	23			23	NORV		
COMMODITY TOTAL		54			54		TOTAL DE MARCHANDISE	
SPICES	GER	133			133	ALL	EPICES	
	NORW	26			26	NORV		
	SWEDN	12			12	SUEDE		
COMMODITY TOTAL		171			171		TOTAL DE MARCHANDISE	
MISC. FOOD PREP. NES	GER	24			24	ALL	DIV. PREP. ALIM. NDA	
DIST. ALCOHOLIC BEV.	GER	44			44	ALL	BOISS. ALCOOL. DIST.	



TABLE 2B. COMMODITIES UNLOADED FROM FOREIGN COUNTRIES BY COUNTRY OF ORIGIN, REGISTRY OF VESSEL AND CANADIAN REGION - 1977

TABLEAU 2B. MARCHANDISES DECHARGEES EN PROVENANCE DE PAYS ETRANGERS SELON LE PAYS D'ORIGINE, L'IMMATRICULATION DU NAVIRE ET LA REGION DU CANADA - 1977

METRIC TONNES - TONNES METRIQUE

COUNTRY OF ORIGIN AND KIND OF CARGO	REGISTRY OF VESSEL	ATLANTIC ATLANTIQUE	GREAT LAKES GRANDS LACS	PACIFIC PACIFIQUE	TOTAL TOTAL	IMMATIC. DU NAVIRE	PAYS D'ORIGINE ET MARCHANDISE
<b>LEEW-WIND IS. CNT.</b>							<b>I. LEEW-WIND. SUITE</b>
COMMODITY TOTAL	SWEDN	2			2	SUEDE	
CRUDE WOOD MTLs. NES	GER	46			46	ALL	TOTAL DE MARCHANDISE
SALT	GER	1			1	ALL	MATIERES BRUTES NDA
TEXTILE FAB. MTL NES	GER	70			70	ALL	SEL
OILS, FATS, WAXES NES	GER	2			2	ALL	OUVR. EN MAT. TEXT. NDA
PLASTIC MATERIALS	GER	11			11	ALL	HUIL. MAT. GRAS. CIRE NDA
PASS. AUTOS AND CHASSIS	GER	2			2	ALL	MATIERES PLASTIQUES
PERSONAL, HSEHOLD GOODS	GER	1			1	ALL	VOITURES PART., CHASSIS
	NORW	35			35	ALL	ART. PERS. ET MENAGERS
	NORW	3			3	NORV	
	SWEDN	4			4	SUEDE	
COMMODITY TOTAL		42			42		TOTAL DE MARCHANDISE
MISC. END PRODUCTS NES	GER	3			3	ALL	PRODUITS FINIS DIV. NDA
CONTAINERIZED FREIGHT	GER	18			18	ALL	FRET CONTENEURESE
	SWEDN	21			21	SUEDE	
COMMODITY TOTAL		39			39		TOTAL DE MARCHANDISE
<b>COUNTRY/REGION TOTAL</b>		<b>505*</b>	<b>*</b>	<b>*</b>	<b>505*</b>		<b>TOTAL DE PAYS/REGION</b>
<b>TRINIDAD-TOBAGO</b>							<b>TRINIDAD-TOBAGO</b>
FISH, FRESH OR FROZEN	GREEK	1 338			1 338	GRECQ	POISSON, FRAIS OU CONG.
	NETH	1 571			1 571	P. BAS	
	OTHER	1 623			1 623	AUTRE	
COMMODITY TOTAL		4 532			4 532		TOTAL DE MARCHANDISE
RAW SUGAR	GREEK	5 334			5 334	GRECQ	SUCRE BRUT
MOLASSES, CRUDE	GREEK	15 704	3 660		19 364	GRECQ	MELASSE, BRUTE
MISC. FOOD PREP. NES	NORW	4			4	NORV	DIV. PREP. ALIM. NDA
DIST. ALCOHOLIC BEV.	NORW	14			14	NORV	BOISS. ALCOOL. DIST.
ALUMINA, BAUXITE BRSS	U K	322 752			322 752	R U	MINERAIS ALUMINE, BAUX.
	GER	266 567			266 567	ALL	
	GREEK	43 144	42 730		85 874	GRECQ	
	NORW	142 969			142 969	NORV	
	SWEDN	102 052			102 052	SUEDE	
	LIBER	6 335	11 677		18 012	LIBER	
	PANAM	19 873			19 873	PANAM	
	OTHER	29 163			29 163	AUTRE	
COMMODITY TOTAL		932 855	54 407		987 262		TOTAL DE MARCHANDISE
CRUDE PETROLEUM	U K	25 905			25 905	R U	PETROLE BRUT
	DENPK	27 951			27 951	DANMK	
	GREEK	25 327			25 327	GRECQ	
	ITALY	68 969			68 969	ITAL	
	LIBER	88 509			88 509	LIBER	
	PANAM	67 135			67 135	PANAM	
	OTHER	36 600			36 600	AUTRE	
COMMODITY TOTAL		340 396			340 396		TOTAL DE MARCHANDISE
METALLIC SALTS	GREEK	909			909	GRECQ	SELS METALLIQUES
FUEL OIL	GREEK	28 080			28 080	GRECQ	MAZOUT
	LIBER	94 819			94 819	LIBER	
COMMODITY TOTAL		122 899			122 899		TOTAL DE MARCHANDISE
PETROL. COAL PRCD. NES	NORW		35 850		35 850	NORV	DERIVE PETR. CHARB. NDA
	CAN		8 821		8 821	CAN	
COMMODITY TOTAL			44 671		44 671		TOTAL DE MARCHANDISE
PERSONAL, HSEHOLD GOODS	NORW	2			2	NORV	ART. PERS. ET MENAGERS
CONTAINERIZED FREIGHT	GER	352			352	ALL	FRET CONTENEURESE
	NORW	121			121	NORV	
	SWEDN	44			44	SUEDE	
	OTHER	1 104			1 104	AUTRE	
COMMODITY TOTAL		1 621			1 621		TOTAL DE MARCHANDISE
<b>COUNTRY/REGION TOTAL</b>		<b>1 424 270*</b>	<b>102 738*</b>	<b>*</b>	<b>1 527 008*</b>		<b>TOTAL DE PAYS/REGION</b>
<b>COSTA RICA</b>							<b>COSTA-RICA</b>
COFFEE	OTHER			533	533	AUTRE	CAFE
<b>COUNTRY/REGION TOTAL</b>		<b>*</b>	<b>*</b>	<b>533*</b>	<b>533*</b>		<b>TOTAL DE PAYS/REGION</b>
<b>CUBA</b>							<b>CUBA</b>
LIVE ANIMALS, NES	OTHER	15			15	AUTRE	ANIMAUX VIVANTS, NDA
FISH, FRESH OR FROZEN	OTHER	390			390	AUTRE	POISSON, FRAIS OU CONG.
LOBSTER	OTHER	337			337	AUTRE	HOMARD
SHELL FISH, NES	OTHER	2 029			2 029	AUTRE	MOLLUSQUES CRUST., NDA
FRESH FRUITS, BERRIES	OTHER	20			20	AUTRE	FRUITS, BAIES FRAIS
RAW SUGAR	PANAM		8 393		8 393	PANAM	SUCRE BRUT
	OTHER	62 408	40 580		102 988	AUTRE	
COMMODITY TOTAL		62 408	48 973		111 381		TOTAL DE MARCHANDISE
SUGAR PREPARATIONS	OTHER	438			438	AUTRE	PREP. A BASE DE SUCRE
DIST. ALCOHOLIC BEV.	OTHER	110			110	AUTRE	BOISS. ALCOOL. DIST.
TOBACCO NES	GREEK	386			386	GRECQ	TABACS NDA
	OTHER	39			39	AUTRE	
COMMODITY TOTAL		425			425		TOTAL DE MARCHANDISE
CRUDE ANIMAL PROD. NES	OTHER	4			4	AUTRE	PR. BRUTS ORIG. ANIM. NDA
PASS. AUTOS AND CHASSIS	OTHER	3			3	AUTRE	VOITURES PART., CHASSIS
EQUIPMENT MISC.	OTHER	11			11	AUTRE	MATERIEL DIVERS

TABLE 28. COMMODITIES UNLOADED FROM FOREIGN COUNTRIES BY COUNTRY OF ORIGIN, REGISTRY OF VESSEL AND CANADIAN REGION - 1977

TABLEAU 28. MARCHANDISES DECHARGEES EN PROVENANCE DE PAYS ETRANGERS SELON LE PAYS D'ORIGINE, L'IMMATRICULATION DU NAVIRE ET LA REGION DU CANADA - 1977

METRIC TONNES - TONNES METRIQUE

COUNTRY OF ORIGIN AND KIND OF CARGO	REGISTRY OF VESSEL	ATLANTIC ATLANTIQUE	GREAT LAKES GRANDS LACS	PACIFIC PACIFIQUE	TOTAL TOTAL	IMMATRIC. DU NAVIRE	PAYS D'ORIGINE ET MARCHANDISE
<b>CUBA</b>							<b>CUBA</b>
CENT. CONTAINERS, CLOSURES	OTHER	132			132	AUTRE	SUITE CONTENEURS, FERMETURES
<b>COUNTRY/REGION TOTAL</b>		<b>66 322*</b>	<b>48 973*</b>	<b>*</b>	<b>115 295*</b>		<b>TOTAL DE PAYS/REGION</b>
<b>DOMINICAN REP.</b>							<b>R. DOMINICAINE</b>
MOLASSES, CRUDE	NORW	3 104			3 104	NORV	MELASSE, BRUTE
	LIBER	15 239			15 239	LIBER	
<b>COMMODITY TOTAL</b>		<b>18 343</b>			<b>18 343</b>		<b>TOTAL DE MARCHANDISE</b>
PERSONAL, HOUSEHOLD GOODS	GER	3			3	ALL	ART. PERS. ET MENAGERS
CONTAINERIZED FREIGHT	GER	86			86	ALL	FRET CONTENEURESE
	OTHER	153			153	AUTRE	
<b>COMMODITY TOTAL</b>		<b>239</b>			<b>239</b>		<b>TOTAL DE MARCHANDISE</b>
<b>COUNTRY/REGION TOTAL</b>		<b>18 585*</b>	<b>*</b>	<b>*</b>	<b>18 585*</b>		<b>TOTAL DE PAYS/REGION</b>
<b>EL SALVADOR</b>							<b>SALVADOR</b>
COFFEE	ITALY			34	34	ITAL	CAFE
	NORW			70	70	NORV	
	LIBER			35	35	LIBER	
	OTHER			551	551	AUTRE	
<b>COMMODITY TOTAL</b>				<b>690</b>	<b>690</b>		<b>TOTAL DE MARCHANDISE</b>
<b>COUNTRY/REGION TOTAL</b>		<b>*</b>	<b>*</b>	<b>690*</b>	<b>690*</b>		<b>TOTAL DE PAYS/REGION</b>
<b>GUATEMALA</b>							<b>GUATEMALA</b>
COFFEE	OTHER			1 333	1 333	AUTRE	CAFE
SPICES	LIBER	1			1	LIBER	EPICES
SEEDS FOR SOWING NES	LIBER	8			8	LIBER	GRAINES DE SEMENCE NDA
TEXTILE FAB. MTL NES	OTHER	1			1	AUTRE	OUVR. EN MAT. TEXT. NDA
EQUIPMENT MISC.	LIBER	1			1	LIBER	MATERIEL DIVERS
PERSONAL, HOUSEHOLD GOODS	LIBER	7			7	LIBER	ART. PERS. ET MENAGERS
MISC. END PRODUCTS NES	LIBER	1			1	LIBER	PRODUITS FINIS DIV. NDA
GENERAL CARGO	OTHER	2			2	AUTRE	MARCHANDISES DIVERSES
<b>COUNTRY/REGION TOTAL</b>		<b>21*</b>	<b>*</b>	<b>1 333*</b>	<b>1 354*</b>		<b>TOTAL DE PAYS/REGION</b>
<b>HAITI</b>							<b>HAITI</b>
LUMBER AND TIMBER	GER	4			4	ALL	BOIS D'OEUVRE ET CHARP.
FERTILIZERS NES	OTHER	164			164	AUTRE	ENGRAIS CHIMIQUE NDA
PERSONAL, HOUSEHOLD GOODS	GER	57			57	ALL	ART. PERS. ET MENAGERS
MISC. END PRODUCTS NES	GER	2			2	ALL	PRODUITS FINIS DIV. NDA
<b>COUNTRY/REGION TOTAL</b>		<b>227*</b>	<b>*</b>	<b>*</b>	<b>227*</b>		<b>TOTAL DE PAYS/REGION</b>
<b>MEXICO</b>							<b>MEXIQUE</b>
MOLASSES, CRUDE	PANAM	13 366			13 366	PANAM	MELASSE, BRUTE
MISC. FOOD PREP. NES	LIBER	5			5	LIBER	DIV. PREP. ALIM. NDA
DIST. ALCOHOLIC BEV.	OTHER	5			5	AUTRE	BOISS. ALCOOL. DIST.
SEEDS FOR SOWING NES	OTHER	16			16	AUTRE	GRAINES DE SEMENCE NDA
MANGANESE ORE	GREEK	22 349			22 349	GREGQ	MINERAI DE MANGANESE
	PANAM	11 000			11 000	PANAM	
<b>COMMODITY TOTAL</b>		<b>33 349</b>			<b>33 349</b>		<b>TOTAL DE MARCHANDISE</b>
CRUDE PETROLEUM	GER	46 857			46 857	ALL	PETROLE BRUT
FLUORSPAR	GREEK	363	33 388		33 751	GREGQ	SPATH FLUOR
	NORW		7 900		7 900	NORV	
	PANAM	9 768	8 890		18 658	PANAM	
	CAN	4 717			4 717	CAN	
	OTHER		9 941		9 941	AUTRE	
<b>COMMODITY TOTAL</b>		<b>14 848</b>	<b>60 119</b>		<b>74 967</b>		<b>TOTAL DE MARCHANDISE</b>
GYPSUM	PANAM			14 514	14 514	PANAM	GYPSE
SALT	U K			168 986	168 986	R U	SEL
TEXTILE FAB. MTL NES	LIBER	3			3	LIBER	OUVR. EN MAT. TEXT. NDA
	OTHER	72			72	AUTRE	
<b>COMMODITY TOTAL</b>		<b>75</b>			<b>75</b>		<b>TOTAL DE MARCHANDISE</b>
NDN-MET. MIN. BASIC PROD	OTHER	2			2	AUTRE	PROD. MIN. NON-MET. BASE
EQUIPMENT MISC.	OTHER	1			1	AUTRE	MATERIEL DIVERS
PERSONAL, HOUSEHOLD GOODS	OTHER	21			21	AUTRE	ART. PERS. ET MENAGERS
MISC. END PRODUCTS NES	OTHER	3			3	AUTRE	PRODUITS FINIS DIV. NDA
GENERAL CARGO	OTHER	23			23	AUTRE	MARCHANDISES DIVERSES
<b>COUNTRY/REGION TOTAL</b>		<b>108 571*</b>	<b>60 119*</b>	<b>183 500*</b>	<b>352 190*</b>		<b>TOTAL DE PAYS/REGION</b>
<b>NETH. ANTILLES</b>							<b>ANTILLES NEERL</b>
CRUDE PETROLEUM	U K	31 022			31 022	R U	*PETROLE BRUT
	GREEK	146 066		20 402	166 488	GREGQ	
	NORW	49 725			49 725	NORV	
	LIBER	25 899			25 899	LIBER	
	PANAM	117 007			117 007	PANAM	
	OTHER	165 028			165 028	AUTRE	
<b>COMMODITY TOTAL</b>		<b>534 747</b>		<b>20 402</b>	<b>555 149</b>		<b>TOTAL DE MARCHANDISE</b>



TABLE 23. COMMODITIES UNLOADED FROM FOREIGN COUNTRIES BY COUNTRY OF ORIGIN, REGISTRY OF VESSEL AND CANADIAN REGION - 1977

TABLEAU 23. MARCHANDISES DECHARGÉES EN PROVENANCE DE PAYS ÉTRANGERS SELON LE PAYS D'ORIGINE, L'IMMATRICULATION DU NAVIRE ET LA RÉGION DU CANADA - 1977

		METRIC TONNES - TONNES MÉTRIQUE						
COUNTRY OF ORIGIN AND KIND OF CARGO	REGISTRY OF VESSEL	ATLANTIC ATLANTIQUE	GREAT LAKES GRANDS LACS	PACIFIC PACIFIQUE	TOTAL TOTAL	IMMATIC. DU NAVIRE	PAYS D'ORIGINE ET MARCHANDISE	
<b>NEWH. ANTILLES CONT.</b>							<b>ANTILLES NEERL SUITE</b>	
FUEL OIL	DENMK	37 209			37 209	DANMK	MAZOUT	
	CER	1 789			1 789	ALL		
	GREEK	37 594			37 594	GREQC		
	LIBER	220 394		3 888	224 282	LIBER		
	OTHER	53 970			53 970	AUTRE		
<b>COMMODITY TOTAL</b>		<b>350 956</b>		<b>3 888</b>	<b>354 844</b>		<b>TOTAL DE MARCHANDISE</b>	
<b>COUNTRY/REGION TOTAL</b>		<b>885 703*</b>	<b>*</b>	<b>24 290*</b>	<b>909 993*</b>		<b>TOTAL DE PAYS/REGION</b>	
<b>NICARAGUA</b>							<b>NICARAGUA</b>	
COFFEE	OTHER			65	65	AUTRE	CAFÉ	
OIL SEEDS, NUTS NES	ITALY			44	44	ITAL	GRAINES, NOIX OLLAG. NDA	
	OTHER			162	162	AUTRE		
<b>COMMODITY TOTAL</b>				<b>206</b>	<b>206</b>		<b>TOTAL DE MARCHANDISE</b>	
LOGS	OTHER			23	23	AUTRE	BILLES	
TEXTILE FIBRES NES	OTHER			400	400	AUTRE	FIBRES TEXTILES NDA	
LUMBER AND TIMBER	JAPAN			102	102	JAPON	BOIS OEUVRE ET CHARP.	
WOOD FAB. MATERIALS	NORW			111	111	NORV	DEMI-PRODUITS EN BOIS	
	JAPAN			96	96	JAPON		
	OTHER			137	137	AUTRE		
<b>COMMODITY TOTAL</b>				<b>344</b>	<b>344</b>		<b>TOTAL DE MARCHANDISE</b>	
CONTAINERIZED FREIGHT	ITALY			45	45	ITAL	FRET CONTENEURESE	
	OTHER			38	38	AUTRE		
<b>COMMODITY TOTAL</b>				<b>83</b>	<b>83</b>		<b>TOTAL DE MARCHANDISE</b>	
<b>COUNTRY/REGION TOTAL</b>		<b>*</b>	<b>*</b>	<b>1 223*</b>	<b>1 223*</b>		<b>TOTAL DE PAYS/REGION</b>	
<b>PANAMA</b>							<b>PANAMA</b>	
FISH, FRESH OR FROZEN	GREEK	2 074			2 074	GREQC	POISSON, FRAIS OU CONG.	
	OTHER	830			830	AUTRE		
<b>COMMODITY TOTAL</b>		<b>2 904</b>			<b>2 904</b>		<b>TOTAL DE MARCHANDISE</b>	
WINES	OTHER			34	34	AUTRE	VINS	
GENERAL CARGO	NORW			44	44	NORV	MARCHANDISES DIVERSES	
<b>COUNTRY/REGION TOTAL</b>		<b>2 904*</b>	<b>*</b>	<b>78*</b>	<b>2 982*</b>		<b>TOTAL DE PAYS/REGION</b>	
<b>PUERTO RICO</b>							<b>PORTO-RICO</b>	
FISH, FRESH OR FROZEN	GREEK	619			619	GREQC	POISSON, FRAIS DU CONG.	
	LIBER	635			635	LIBER		
	PANAM	726			726	PANAM		
<b>COMMODITY TOTAL</b>		<b>1 980</b>			<b>1 980</b>		<b>TOTAL DE MARCHANDISE</b>	
<b>COUNTRY/REGION TOTAL</b>		<b>1 980*</b>	<b>*</b>	<b>*</b>	<b>1 980*</b>		<b>TOTAL DE PAYS/REGION</b>	
<b>GREENLAND</b>							<b>GREENLAND</b>	
GASOLINE	CAN	432			432	CAN	ESSENCE	
FUEL OIL	CAN	10 494			10 494	CAN	MAZOUT	
MACHINERY NES	CAN	52			52	CAN	MACHINES NDA	
<b>COUNTRY/REGION TOTAL</b>		<b>10 978*</b>	<b>*</b>	<b>*</b>	<b>10 978*</b>		<b>TOTAL DE PAYS/REGION</b>	
<b>ST. PIERRE-MIQ.</b>							<b>ST-PIERRE-MIQ.</b>	
FISH, FRESH OR FROZEN	DENMK	318			318	DANMK	POISSON, FRAIS OU CONG.	
	OTHER	119			119	AUTRE		
<b>COMMODITY TOTAL</b>		<b>437</b>			<b>437</b>		<b>TOTAL DE MARCHANDISE</b>	
MISC. FOOD PREP. NES	CAN	2			2	CAN	DIV. PREP. ALIM. NDA	
WINES	OTHER	1			1	AUTRE	VINS	
INORGANIC CHEMS. NES	LIBER		12 091		12 091	LIBER	PROD. CHIM. INORG. NDA	
MACHINERY NES	CAN	2			2	CAN	MACHINES NDA	
PASS. AUTOS AND CHASSIS	CAN	77			77	CAN	VOITURES PART., CHASSIS	
	OTHER	2			2	AUTRE		
<b>COMMODITY TOTAL</b>		<b>79</b>			<b>79</b>		<b>TOTAL DE MARCHANDISE</b>	
EQUIPMENT MISC.	CAN	2			2	CAN	MATERIEL DIVERS	
PERSONAL, HOUSEHOLD GOODS	CAN	3			3	CAN	ART. PERS. ET MENAGERS	
	OTHER	2			2	AUTRE		
<b>COMMODITY TOTAL</b>		<b>5</b>			<b>5</b>		<b>TOTAL DE MARCHANDISE</b>	
CONTAINERS, CLOSURES	OTHER	11			11	AUTRE	CONTENEURS, FERMETURES	
GENERAL CARGO	OTHER	413			413	AUTRE	MARCHANDISES DIVERSES	
<b>COUNTRY/REGION TOTAL</b>		<b>952*</b>	<b>12 091*</b>	<b>*</b>	<b>13 043*</b>		<b>TOTAL DE PAYS/REGION</b>	
<b>U S HAWAII</b>							<b>E-U HAWAII</b>	
DAIRY PROD. EGGS, HONEY	U K			2	2	R U	PROD. LAIT., OEUFS, MIEL	
FRUIT JUICES	OTHER			3	3	AUTRE	JUS DE FRUIT	
FRUIT, PRES. NOT CANNED	OTHER			4	4	AUTRE	CONS. FRUITS NON BOTE	
FRUITS, PREP. CANNED	SWEDN			3	3	SUEDE	FRUITS PREP. EN BOTE	
VEGETABLES, FRESH	U K			2	2	R U	LÉGUMES, FRAIS	
SYRUP	U K			4	4	R U	SIRUP	
RUBBER FAB. MATERIALS	U S A			17 418	17 418	E-U	DIEM-PROD. CAOUTCHOUC	
PERSONAL, HOUSEHOLD GOODS	U K			1	1	R U	ART. PERS. ET MENAGERS	



TABLE 2B. COMMODITIES UNLOADED FROM FOREIGN COUNTRIES BY COUNTRY OF ORIGIN, REGISTRY OF VESSEL AND CANADIAN REGION - 1977

TABLEAU 2B. MARCHANDISES DECHARGEES EN PROVENANCE DE PAYS ETRANGERS SELON LE PAYS D'ORIGINE, L'IMMATRICULATION DU NAVIRE ET LA REGION DU CANADA - 1977							
METRIC TONNES - TONNES METRIQUE							
COUNTRY OF ORIGIN AND KIND OF CARGO	REGISTRY OF VESSEL	ATLANTIC ATLANTIQUE	GREAT LAKES GRANDS LACS	PACIFIC PACIFIQUE	TOTAL TOTAL	IMMATRIC. DU NAVIRE	PAYS D'ORIGINE ET MARCHANDISE
<b>U S HAWAII</b>							<b>E-U HAWAII</b>
CONTR.							SUITE
GENERAL CARGO	U K			1	1	R U	MARCHANDISES DIVERSES
	OTHER			4	4	AUTRE	
COMMODITY TOTAL				5	5		TOTAL DE MARCHANDISE
CONTAINERIZED FREIGHT	GER			14	14	ALL	FRET CONTENEURESE
COUNTRY/REGION TOTAL		*	*	17 456*	17 456*		TOTAL DE PAYS/REGION
<b>U S ALASKA</b>							<b>E-U ALASKA</b>
LOGS	CAN			14 969	14 969	CAN	BILLES
ORES AND CONCNES	CAN			45	45	CAN	MINERALS ET CONCNDA
IRON AND STEEL SCRAP	CAN			34	34	CAN	DECHETS DE FER, D'ACIER
LUMBER AND TIMBER	CAN			1 238	1 238	CAN	BOIS D'OEUVRE ET CHARP.
PULP	CAN			1 778	1 778	CAN	PATE
BARNS AND RODS, STEEL	CAN			2	2	CAN	BARRES ET TIGES ACIER
WIRE	CAN			44	44	CAN	FIL METALLIQUE
MACHINERY NES	CAN			214	214	CAN	MACHINES NDA
PASS. AUTOS AND CHASSIS	CAN			20	20	CAN	VOITURES PART., CHASSIS
TRUCKS AND CHASSIS	CAN			215	215	CAN	CAMIONS ET CHASSIS
ROAD MOTOR VEH. NES	CAN			77	77	CAN	VEH. AUTOM., ROUTIERS NDA
SHIPS, AIRCRAFT, MIS. VEH	CAN			8	8	CAN	NAVIRES, AVIONS, VEH. DIV
EQUIPMENT MISC.	CAN			5	5	CAN	MATERIEL DIVERS
	U S A			85	85	E-U	
COMMODITY TOTAL				90	90		TOTAL DE MARCHANDISE
CONTAINERS, CLOSURES	CAN			41	41	CAN	CONTENEURS, FERMETURES
CONTAINERIZED FREIGHT	CAN			193 764	193 764	CAN	FRET CONTENEURESE
COUNTRY/REGION TOTAL		*	*	212 539*	212 539*		TOTAL DE PAYS/REGION
<b>U S PACIFIC</b>							<b>E-U PACIFIQUE</b>
COFFEE	U S A			10	10	E-U	CAFE
LOGS	CAN			3 572	3 572	CAN	BILLES
	U S A			15 603	15 603	E-U	
COMMODITY TOTAL				19 175	19 175		TOTAL DE MARCHANDISES
SLAG, DECESS, BY-PRODUCTS	CAN			8 619	8 619	CAN	POUS. CHIM., SCRAP, PROD.
SAND AND GRAVEL	CAN			895 568	895 568	CAN	SABLE ET GRAVIERES
GYPSPUM	CAN			1 905	1 905	CAN	GYPSE
PHOSPHATE ROCK	NORW			27 154	27 154	NORW	ROCHE PHOSPHATEE
SALT	CAN			108 234	108 234	CAN	SEL
WASTE AND SCRAP NES	NORW			91	91	NORW	DECHETS ET REBUTS NDA
WOOD FAE, MATERIALS	U S A			1	1	E-U	DEMI-PRODUITS EN BOIS
PULP	U S A			13 383	13 383	E-U	PATE
OILS, FATS, WAXES NES	CAN			499	499	CAN	HUIL. MAT., GRAS, CIRE NDA
METALLIC SALTS	NORW			1 872	1 872	NORW	SELS METALLIQUES
	CAN			1 744	1 744	CAN	
COMMODITY TOTAL				3 616	3 616		TOTAL DE MARCHANDISE
INORGANIC CHEMS. NES	CAN			5 461	5 461	CAN	PROD. CHIM. INORG. NDA
	U S A			4 127	4 127	E-U	
COMMODITY TOTAL				9 588	9 588		TOTAL DE MARCHANDISE
ORGANIC CHEMICALS NES	CAN			44	44	CAN	PROD. CHIM. ORGAN. NDA
	U S A			4 361	4 361	E-U	
COMMODITY TOTAL				4 405	4 405		TOTAL DE MARCHANDISE
PLASTIC MATERIALS	CAN			58	58	CAN	MATERIES PLASTIQUES
FUEL OIL	NORW			129 719	129 719	NORW	MAZOUT
	U S A			39 367	39 367	E-U	
COMMODITY TOTAL				169 086	169 086		TOTAL DE MARCHANDISE
LUBRICATING OIL, GREASE	U S A			12	12	E-U	HUILE, GRASSES LUBRIF.
COKE	GREEK			11 006	11 006	GREEK	COKE
	NORW			10 395	10 395	NORW	
COMMODITY TOTAL				21 401	21 401		TOTAL DE MARCHANDISE
ASPHALTS, ROAD OILS	OTHER			16 439	16 439	AUTRE	ASPHALTE, BITUME LIQD.
CASTINGS, FORGINGS	CAN			5 605	5 605	CAN	MOUL. PIECES FORGEES
WIRE	CAN			4	4	CAN	FIL METALLIQUE
BRICKS, TILES NES	CAN			39	39	CAN	BRIQUES, TUILES NDA
CEMENT	CAN			35 748	35 748	CAN	CIMENT
LIME	CAN			463	463	CAN	CHAUX
SHIPS, AIRCRAFT, MIS. VEH	CAN			5	5	CAN	NAVIRES, AVIONS, VEH. DIV
CONTAINERS, CLOSURES	NORW			9	9	NORW	CONTENEURS, FERMETURES
	U S A			2	2	E-U	
	OTHER			2	2	AUTRE	
COMMODITY TOTAL				13	13		TOTAL DE MARCHANDISE
GENERAL CARGO	CAN			1	1	CAN	MARCHANDISES DIVERSES
CONTAINERIZED FREIGHT	U K			90	90	R U	FRET CONTENEURESE
	GER	11				ALL	
	LIBER	9 863				LIBER	
	U S A			28		E-U	
	OTHER	19				AUTRE	
COMMODITY TOTAL		9 893		126	10 D19		TOTAL DE MARCHANDISE
COUNTRY/REGION TOTAL		9 893*	*	1 341 248*	1 351 141*		TOTAL DE PAYS/REGION
<b>U S GRT. LAKES</b>							<b>E-U GR. LACS</b>
BARLEY	CAN	91 450			91 450	CAN	ORGE
	U S A	19 618			19 618	E-U	

TABLE 28. COMMODITIES UNLOADED FROM FOREIGN COUNTRIES BY COUNTRY OF ORIGIN, REGISTRY OF VESSEL AND CANADIAN REGION - 1977

TABLEAU 28. MARCHANDISES DECHARGES EN PROVENANCE DE PAYS ETRANGERS SELON LE PAYS D'ORIGINE, L'IMMATRICULATION DU NAVIRE ET LA REGION DU CANADA - 1977

COUNTRY OF ORIGIN AND KIND OF CARGO	REGISTRY OF VESSEL	METRIC TONNES - TONNES METRIQUE				TOTAL	IMMATIC. DU NAVIRE	PAYS D'ORIGINE ET MARCHANDISE
		ATLANTIC ATLANTIQUE	GREAT LAKES GRANDS LACS	PACIFIC PACIFIQUE	TOTAL TOTAL			
<b>U S GRT. LAKES CONT.</b>							<b>E-U GR. LACS SUITE</b>	
<b>COMMODITY TOTAL</b>		<b>111 068</b>			<b>111 068</b>		<b>TOTAL DE MARCHANDISE</b>	
CCRN	CAN	1 764 553	90 102		1 854 655	CAN	MAIS	
	U S A	55 888			55 888	E-U		
<b>COMMODITY TOTAL</b>		<b>1 820 441</b>	<b>90 102</b>		<b>1 910 543</b>		<b>TOTAL DE MARCHANDISE</b>	
WHEAT	CAN	664 189			664 189	CAN	BLE	
	U S A	202 265			202 265	E-U		
<b>COMMODITY TOTAL</b>		<b>866 454</b>			<b>866 454</b>		<b>TOTAL DE MARCHANDISE</b>	
SOYA BEANS	CAN	197 813	289 378		487 191	CAN	GRAINE DE SOYA	
	U S A	72 472			72 472	E-U		
<b>COMMODITY TOTAL</b>		<b>270 285</b>	<b>289 378</b>		<b>559 663</b>		<b>TOTAL DE MARCHANDISE</b>	
IRON ORE AND CONC	CAN		2 014 118		2 014 118	CAN	MINERAL, CONC. DE FER	
	U S A		12 247		12 247	E-U		
<b>COMMODITY TOTAL</b>			<b>2 026 365</b>		<b>2 026 365</b>		<b>TOTAL DE MARCHANDISE</b>	
CRES AND CONC.NES	CAN	76 363			76 363	CAN	MINERAIS ET CONC.NDA	
SLAG, DROSS, BY-PRODUCTS	CAN		34 642		34 642	CAN	POUS. GUEUL. SCOP. PROD.	
CLAY, BITUMINOUS	CAN	24 119	14 855 792		14 879 911	CAN	CHARBON BITUMINEUX	
	U S A		363 123		363 123	E-U		
<b>COMMODITY TOTAL</b>		<b>24 119</b>	<b>15 218 915</b>		<b>15 243 034</b>		<b>TOTAL DE MARCHANDISE</b>	
BENTONITE	CAN	116 567			116 567	CAN	BENTONITE	
CLAY MATERIALS NES	CAN	15 131	20 502		35 633	CAN	MATIERES ARGIL. NDA	
SAND AND GRAVEL	CAN		312 046		312 046	CAN	SABLE ET GRAVIERS	
	U S A		35 627		35 627	E-U		
<b>COMMODITY TOTAL</b>			<b>347 673</b>		<b>347 673</b>		<b>TOTAL DE MARCHANDISE</b>	
LIMESTONE	CAN	38 597	2 753 851		2 792 448	CAN	PIERRE CALCAIRE	
	U S A		81 115		81 115	E-U		
<b>COMMODITY TOTAL</b>		<b>38 597</b>	<b>2 834 966</b>		<b>2 873 563</b>		<b>TOTAL DE MARCHANDISE</b>	
SALT	CAN	185 301	280 466		465 767	CAN	Sel	
CRUDE NON-MET. MIN. NES	CAN	1 262			1 262	CAN	MIN. NON-MET. BRUTS NDA	
METALLIC SALTS	CAN	595			595	CAN	SELS METALLIQUES	
INORGANIC CHEMS. NES	U S A		2 268		2 268	E-U	PROD. CHIM. INORG. NDA	
ORGANIC CHEMICALS NES	U S A		13 066		13 066	E-U	PROD. CHIM. ORG. NDA	
POTASH	CAN		18 623		18 623	CAN	POTASSE	
FUEL OIL	U S A		6 204		6 204	E-U	MAZOUT	
COKE	U K				15 202	R U	COKE	
	CAN	15 202			15 202	CAN		
<b>COMMODITY TOTAL</b>		<b>507 252</b>	<b>111 873</b>		<b>619 125</b>		<b>TOTAL DE MARCHANDISE</b>	
COAL TAR, PITCH	CAN	522 454	111 873		634 327	CAN	GOUDRON, BRAT DE BOUIL. DERIVE PETR. CHARB. NDA	
PETROL. COAL PROD. NES	CAN	28 185	8 245		36 430	CAN		
	U S A		37 699		37 699	E-U		
<b>COMMODITY TOTAL</b>			<b>45 944</b>		<b>45 944</b>		<b>TOTAL DE MARCHANDISE</b>	
CASTINGS, FORGINGS	CAN	6 227			6 227	CAN	MOUL. PIECES FORGEES	
RAILS & TRACK MATERIAL	CAN	1 219			1 219	CAN	RAILS, MAT. VOIE FERREE	
CEMENT	U S A		25 647		25 647	E-U	CIMENT	
MACHINERY NES	NORW		350		350	NORW	MACHINES NDA	
	CAN	1 529	22		1 551	CAN		
	OTHER	14			14	AUTRE		
<b>COMMODITY TOTAL</b>		<b>1 543</b>	<b>372</b>		<b>1 915</b>		<b>TOTAL DE MARCHANDISE</b>	
CONTAINERS, CLOSURES	CAN		140		140	CAN	CONTENEURS, FERMETURES	
GENERAL CARGO	CAN	451	86 357		86 808	CAN	MARCHANDISES DIVERSES	
CONTAINERIZED FREIGHT	LIBER	17 003			17 003	LIBER	FRET CONTENEURISE	
	OTHER	18 952			18 952	AUTRE		
<b>COMMODITY TOTAL</b>		<b>35 955</b>			<b>35 955</b>		<b>TOTAL DE MARCHANDISE</b>	
<b>COUNTRY/REGION TOTAL</b>		<b>4 122 217*</b>	<b>21 453 503*</b>		<b>* 25 575 720*</b>		<b>TOTAL DE PAYS/REGION</b>	
<b>U S ATL. &amp; GULF</b>							<b>E-U ATL. &amp; GOLFE</b>	
FISH, FRESH OR FROZEN	DENMK	3			3	DANMK	POISSON, FRAIS DU CONG.	
	CAN	1 696			1 696	CAN		
	U S A	153			153	E-U		
	OTHER	27			27	AUTRE		
<b>COMMODITY TOTAL</b>		<b>1 879</b>			<b>1 879</b>		<b>TOTAL DE MARCHANDISE</b>	
FISH, CANNED	U S A	777			777	E-U	POISSON EN BOITES	
MOLASSES, REFINED	U S A		1 996		1 996	E-U	MELASSE, RAFFINEE	
WINES	OTHER	23			23	AUTRE	VINS	
BOLTS, ROUND TIMBER	NETH	1 707			1 707	P. BAS	BILLOTS, BOIS ROND	
	PANAM	3 445			3 445	PANAM		
<b>COMMODITY TOTAL</b>		<b>5 152</b>			<b>5 152</b>		<b>TOTAL DE MARCHANDISE</b>	
PULPWOOD	NORW	249			249	NORW	BOIS A PATE	
ALUMINA, BAUXITE ORES	LIBER	71 788			71 788	LIBER	MINERAIS ALUMINE, BAUX.	
	OTHER	21 486			21 486	AUTRE		
<b>COMMODITY TOTAL</b>		<b>93 274</b>			<b>93 274</b>		<b>TOTAL DE MARCHANDISE</b>	
MANGANESE ORE	U K	2 199			2 199	R U	MINERAL DE MANGANESE	
ORES AND CONC. NES	OTHER	1 814			1 814	AUTRE	MINERAIS ET CONC. NDA	
COAL, BITUMINOUS	OTHER	7 243			7 243	AUTRE	CHARBON BITUMINEUX	
COAL, NES	GER	32 037			32 037	ALL	CHARBON, NDA	
	GREEK	82 245			82 245	GREQC		
	LIBER	134 443			134 443	LIBER		
	CAN	49 018			49 018	CAN		
<b>COMMODITY TOTAL</b>		<b>297 743</b>			<b>297 743</b>		<b>TOTAL DE MARCHANDISE</b>	
CRUDE PETROLEUM	U K	25 475			25 475	R U	PETROLE BRUT	
	GREEK	59 381			59 381	GREQC		
<b>COMMODITY TOTAL</b>		<b>84 856</b>			<b>84 856</b>		<b>TOTAL DE MARCHANDISE</b>	
LIMESTONE	CAN		17 232		17 232	CAN	PIERRE CALCAIRE	
PHOSPHATE ROCK	DENMK			184 675	184 675	DANMK	ROCHE PHOSPHATEE	
	GER			144 346	144 346	ALL		

TABLE 18. COMMODITIES UNLOADED FROM FOREIGN COUNTRIES BY COUNTRY OF ORIGIN, REGISTRY OF VESSEL AND CANADIAN REGION - 1977

TABLEAU 18. MARCHANDISES DECHARGEES EN PROVENANCE DE PAYS ETRANGERS SELON LE PAYS D'ORIGINE, L'IMMATRICULATION DU NAVIRE ET LA REGION DU CANADA - 1977

COUNTRY OF ORIGIN AND KIND OF CARGO	REGISTRY OF VESSEL	METRIC TONNES - TONNES METRIQUE				TOTAL	IMMATRIC. DU NAVIRE	PAYS D'ORIGINE ET MARCHANDISE
		ATLANTIC ATLANTIQUE	GREAT LAKES GRANDS LACS	PACIFIC PACIFIQUE	TOTAL TOTAL			
U S ATL.& GULF CDNT.							E-U ATL.&GOLFE SUITE	
	GREEK			20 119	20 119	GRECQ		
	NORW			125 896	125 896	NORV		
	LIBER	628 795		57 103	685 898	LIBER		
	OTHER			61 431	61 481	AUTRE		
COMMODITY TOTAL		628 795		593 620	1 222 415		TOTAL DE MARCHANDISE	
SALT	LIBER			22 520	22 520	LIBER	SEL	
	CAN	154 835			154 835	CAN		
	U S A	45			45	E-U		
COMMODITY TOTAL		154 880		22 520	177 400		TOTAL DE MARCHANDISE	
SULPHUR IN ORES	PANAM	7 000			7 000	PANAM	SOUFRE EN MINERAL	
	CAN	5 031			5 031	CAN		
COMMODITY TOTAL		12 031			12 031		TOTAL DE MARCHANDISE	
RAILWAY TIES	OTHER	2 121			3 121	AUTRE	TRAVERSES DE CH. FER	
PAPER NES	CAN	18			18	CAN	PAPIER NDA	
PAPERBOARD	U K	14			14	R U	CARTON	
TEXTILE FAB.MTL NES	OTHER	1			1	AUTRE	OUVR.EN MAT.TEXT.NDA	
METALLIC SALTS	NORW	4 110			4 110	NORV	SELS METALLIQUES	
	OTHER	4 326			4 326	AUTRE		
COMMODITY TOTAL		8 436			8 436		TOTAL DE MARCHANDISE	
INORGANIC CHEMS. NES	U K	10 160			10 160	R U	PROD.CHIM.INORG.NDA	
	GREEK	23 944	7 614		31 558	GRECQ		
	NORW	75 513	9 378		84 891	NORV		
	LIBER	196 347			196 347	LIBER		
	U S A	5 115			5 115	E-U		
	OTHER	8 724			8 724	AUTRE		
COMMODITY TOTAL		319 803	16 992		336 795		TOTAL DE MARCHANDISE	
FERTILIZERS NES	U K	9 442			9 442	R U	ENGRAIS CHIMIQUE NDA	
	GREEK	16 896	52 635		69 531	GRECQ		
	ITALY	5 895	10 537		16 432	ITAL		
	NORW	22 595	9 078		31 673	NORV		
	LIBER	7 766			7 766	LIBER		
	OTHER	31 557	14 849		46 406	AUTRE		
COMMODITY TOTAL		94 151	87 099		181 250		TOTAL DE MARCHANDISE	
FUEL OIL	LIBER	60 998			60 998	LIBER	HAZOU	
LUBRICATING OIL, GREASE	CAN	4 226			4 226	CAN	HUILE, GRAISSE LUBRIF.	
	U S A		5 647		5 647	E-U		
COMMODITY TOTAL		4 226	5 647		9 873		TOTAL DE MARCHANDISE	
COKE	U K	6 350			6 350	R U	COKE	
	GER	11 946			11 946	ALL		
	GREEK	3 793			3 793	GRECQ		
	LIBER	45 665			45 665	LIBER		
	JAPAN			10 203	10 203	JAPON		
	OTHER	11 089			11 089	AUTRE		
COMMODITY TOTAL		78 843		10 203	89 046		TOTAL DE MARCHANDISE	
PETROL, COAL PROD. NES	CAN	3 718			3 718	CAN	DERIVE PETR.CHARB.NDA	
RAILS & TRACK MATERIAL	CAN	2 290			2 290	CAN	RAILS, MAT.VOIE FERREE	
MACHINERY NES	PANAM	1 230			1 230	PANAM	MACHINES NDA	
PASS. AUTOS AND CHASSIS	LIBER	2			2	LIBER	VOITURES PART., CHASSIS	
	PANAM	2			2	PANAM		
COMMODITY TOTAL		4			4		TOTAL DE MARCHANDISE	
EQUIPMENT MISC.	CAN	616			616	CAN	MATERIEL DIVERS	
CONTAINERS, CLOSURES	GER	397			397	ALL	CONTENEURS, FERMETURES	
	NORW	2 887			2 887	NORV		
	CAN	1 369			1 369	CAN		
	OTHER	2			2	AUTRE		
COMMODITY TOTAL		4 655			4 655		TOTAL DE MARCHANDISE	
MISC. END PRODUCTS NES	OENMK	2			2	DANMK	PRODUITS FINIS DIV.NDA	
	PANAM	53			53	PANAM		
COMMODITY TOTAL		55			55		TOTAL DE MARCHANDISE	
GENERAL CARGO	LIBER	19			19	LIBER	MARCHANDISES DIVERSES	
CONTAINERIZED FREIGHT	U K	2 039			2 039	R U	FRET CONTENEURESE	
	LIBER	13			13	LIBER		
	JAPAN	10			10	JAPON		
	OTHER	30 936			30 936	AUTRE		
COMMODITY TOTAL		32 998			32 998		TOTAL DE MARCHANDISE	
COUNTRY/REGION TOTAL		1 906 111*	128 966*	426 343*	2 661 420*		TOTAL DE PAYS/REGION	
GRAND TOTAL		31 780 830**	22 779 575**	4 321 815**	58 882 220**		TOTAL GLOBAL	



TABLE 38. COMMODITIES LOADED FOR FOREIGN COUNTRIES BY CANADIAN REGION - 1977

TABLEAU 38. MARCHANDISES CHARGÉES À DESTINATION DE PAYS ÉTRANGERS SELON LA RÉGION DU CANADA - 1977

COMMODITY	METRIC TONNES - TONNES MÉTRIQUE				TOTAL TOTAL	MARCHANDISES
	ATLANTIC ATLANTIQUE	GREAT LAKES GRANDS LACS	PACIFIC PACIFIQUE			
CATTLE	124				124	BOVINS
LIVE ANIMALS, NES	63				63	ANIMAUX VIVANTS, NDA
MEAT, FRESH OR FROZEN	2 053		134		2 187	VIANDE, FRAICHE / CONG.
MEAT, CURED	400				400	VIANDE FUMÉE OU SALÉE
MEAT AND MEAT PREP. NES	332		58		390	VIANDES ET PRÉP. NDA
FISH, FRESH OR FROZEN	71 946	13	15 401		87 360	POISSON, FRAIS OU CONG.
FISH, SALTED OR CURED	13 365		17		13 382	POISSON, SALE OU FUMÉ
FISH, CANNED	634		974		1 608	POISSON EN BOITES
LOBSTER	5				5	HOMARD
SHELL FISH, NES	12 016		527		12 543	MOLLUSQUES CRUST., NDA
BUTTER	4				4	BEURRE
CHEESE	1				1	FROMAGE
MILK POWDER	67 537		2 078		69 415	LAIT EN POUDRE
DAIRY PROD. EGGS, HONEY	25 588	9	7		25 604	PROD. LAIT., ŒUFS, MIEL
BARLEY	1 499 482	203 086	1 095 635		2 798 203	ORGE
CORN	1 768 316	16 334			1 784 650	MAIS
OATS	33 314	197 511	33 626		264 451	AVOÏNE
RYE	7 193	60 350	142 240		209 783	SEIGLE
WHEAT	10 316 331	253 986	5 682 084		16 252 401	BLÉ
CEREALS UNMILLED, NES	5	1 123	17 143		18 271	CÉREALES NON MOUL., NDA
CORN MEAL AND FLOUR	205				205	SEMOLLE, FARINE DE MAIS
CORN STARCH	32				32	FÉCULE DE MAIS
MALT AND MALT FLOUR	9 064	1 510	5 675		16 249	MALT ET FARINE DE MALT
WHEAT FLOUR	239 721	3	81 286		321 010	FARINE DE BLÉ
CEREALS MILLED, NES	218	36	3		257	CÉREALES MOULUES, NDA
BAKERY PROD. INC. FROZEN	13				13	PROD. BOUL., PROD. CONG.
MACARONI, CEREAL PROD.	302				302	PÂTES ALIM. PROD. CÉREAL
APPLES	384		2 769		3 153	POMMES
FRESH FRUITS, BERRIES	99		779		878	FRUITS, BAIES FRAIS
FROZEN FRUITS, BERRIES	41		1		42	FRUITS, BAIES CONGÉLÉS
DRIED FRUITS	5				5	FRUITS SECS
FRUIT JUICES	53		13		66	JUS DE FRUIT
FRUIT, PRES. NOT CANNED	39				39	CONS. FRUITS NON BOÛTE
FRUITS, PREP. CANNED	268		17		285	FRUITS PRÉP. EN BOÛTE
NUTS, EXC. OIL NUTS NES	11				11	NOIX, SAUF ŒLEAG. NDA
POTATOES	131 981				131 981	POMMES DE TERRE
VEGETABLES, FRESH	1 714				1 714	LEGUMES, FRAIS
VEGETABLES, FROZEN	1 499		1 687		3 186	LEGUMES, CONGÉLÉS
VEGETABLES, DRIED	23 402	549	6 363		30 314	LEGUMES, SECS
VEGETABLE PREP. NES	585	8	701		1 294	PRÉP. DE LEGUMES NDA
SUGAR, NES	16 535		1 894		18 429	SUCRE, NDA
SYRUP	1				1	SIRUP
SUGAR PREPARATIONS	121		3		124	PRÉP. À BASE DE SUCRE
COCOA AND CHOCOLATE	2				2	CACAO ET CHOCOLAT
SPICES	267	13	4 775		5 055	ÉPICES
VINEGAR	5				5	VINAIGRE
SHORTENING	88				88	GRAISSE CULINAIRE
LARD	15				15	SAINDOUX
SAUSAGE SKINS, CASINGS	90	9			99	BOYAUX À SAUCISSES
MISC. FOOD PREP. NES	3 613	5	42		3 660	LIV. PRÉP. ALIM. NDA
HAY, FORAGE, STRAW	177		963		1 140	Foin, FOURRAGE, PAILLE
HULLS, SCREENINGS, CHAFF	5 131	32 611	12 844		50 586	ÉCULURES, CRIBLURES, BAL
BRAN, SHORTS, MIDDINGS	3 351		9 486		12 837	SON, ISSUES DE CÉREALES
GROUND CEREALS NES	5 369		4 000		9 369	CÉREALES MOULUES NDA
SOYA. OIL MEAL, CAKE		36 921	54		36 975	FARINE TOURT. GR. SOYA
OIL SEED MEAL, CAKE NES	1 004		30 650		31 654	FAR. TOURT. ŒLEAG. NDA
BREWERS GRAINS		6 299			6 299	GRAINS DE BRASSERIE
FEEDS, VEGETABLE ORIGIN	21 606		32 768		54 374	PROV. D'ORIGINE VÉGÉTALE
FEEDS OF ANIMAL ORIGIN	4 551		82		4 633	PROV. D'ORIGINE ANIMALE
CONC. COMPLETE FEEDS	98 556	313 333	371 890		783 779	CONC., PROV. COMPLÈTES
NON-ALCOHOLIC BEVERAGE	221		14		235	BOISSONS NON-ALCOOLIQ.
WINES	6	6	29		41	VINS
DIST. ALCOHOLIC BEV.	602	1	226		829	BOISS. ALCOOL. DIST.
CIGARETTES	7				7	CIGARETTES
TOBACCO NES	157	784			941	TABACS NDA
RAW HIDES AND SKINS	2 283	1 078			3 361	PEAUX ET CUIRS BRUT
CRUDE ANIMAL PROD. NES	701		11		712	PR. BRUTS ORIG. ANIM. NDA
SEEDS FOR SOWING NES	214		396		610	GRAINES DE SEMENCE NDA
FLAX SEED	295	188 417	129 264		317 976	GRAINE DE LIN
MUSTARD SEED	800	18 074	5		18 879	GRAINE DE MOUTARDE
RAPSEED		166 793	867 671		1 034 464	GRAINE DE COLZA
SOYA BEANS	340 241				340 241	GRAINE DE SOYA
DIL SEEDS, NUTS NES		27 314	22 153		49 467	GRAINES, NOIX ŒLEAG. NDA
NURSERY, GREENHOUSE STOCK	9				9	PROD. PÉPINIÈRE, SERRE
CRUDE VEG. PROD. NES	44		1		45	PR. BRUTS ORIG. VEG. NDA
EGGS	1 418	188	551 314		552 920	BILLES
BALTS, ROUND TIMBER	8 644		919		9 563	BILLOTS, BOIS RONDS
PULPWOOD	62 697		1 055 193		1 118 090	BOIS À PATE

TABLE 3B. COMMODITIES LOADED FOR FOREIGN COUNTRIES BY CANADIAN REGION - 1977  
 TABLEAU 3B. MARCHANDISES CHARGÉES A DESTINATION DE PAYS ÉTRANGERS SELON LA RÉGION DU CANADA - 1977

COMMODITY	METRIC TONNES - TONNES METRIQUE				TOTAL TOTAL	MARCHANDISES
	ATLANTIC ATLANTIQUE	GREAT LAKES GRANDS LACS	PACIFIC PACIFIQUE			
CRUDE WOOD MTL. NES	306		780		1 086	MATIERES BOIS BRUT NDA
TEXTILE FIBRES NES	6 550	1 660	193		8 403	FIBRES TEXTILES NDA
ALUMINA, BAUXITE ORES	21 470				21 470	MINERAIS ALUMINE, BAUX.
COPPER ORE AND CONC.	15 028		801 207		816 235	MINERAI, CONC. DE FER
IRON ORE AND CONC.	40 491 038	3 298 772	439 807	44	229 617	MINERAI, CONC. DE FER
LEAD ORE AND CONC.	52 406		45 287		97 693	MINERAI, CONC. DE PLOMB
MANGANESE ORE	77 593				77 593	MINERAI DE MANGANESE
NICKEL-COPPER ORE	64 635		43 584		108 219	MINERAI DE NICKEL
TITANIUM ORE	104 106				104 106	MINERAI DE TITANE
ZINC ORE AND CONC.	786 402		111 487		897 889	MINERAI, CONC. DE ZINC
ORES AND CONC. NES	44 203		7 030		51 233	MINERAIS ET CONC. NDA
IRON AND STEEL SCRAP	82 689	46 472	12 438		141 599	DECHETS DE FER, D'ACIER
NON-FERROUS MET. SCRAP	3 083	91	384		3 558	LECHETS METAL. NON FER.
SLAG, DROSS, BY-PRODUCTS	596 311				596 311	PCUS, GUEUL, SCOR, PROD.
COAL, BITUMINOUS	516 228		9 436 147		9 952 375	CHARBON BITUMINEUX
CRUDE PETROLEUM	597 273				597 273	PETROLE BRUT
ASBESTOS	187 923	24	81 673		269 620	AMIANTE
DOLOMITE		874 670			874 670	DOLOMITE
CLAY MATERIALS NES	166				166	MATIERES ARGIL. NDA
SAND AND GRAVEL	2		11 639		11 641	SABLE ET GRAVIERS
LIMESTONE			899 270		899 270	PIERRE CALCAIRE
STONE, CRUDE NES	1 012	40 371	32		41 415	PIERRE BRUTE NDA
BARITES, NATURAL	74 569				74 569	EARYTINE NATURELLE
FLUORSPAR	5 080	5 910			10 990	SPATH FLUOR
GYPSUM	4 935 509		5 444		4 940 953	GYPSE
SALT	5 441	4 276 593			1 282 034	SEL
SULPHUR IN ORES			2 649 403		2 649 403	SOUFRE EN MINERAI
CRUDE NON-MET. MIN. NES	102 316	1 109	6 452		109 877	MIN. NON-MET. BRUTS NDA
COTTON, TEXTILE WASTE	1 522	774	913		3 209	DECHETS DE COTON, TEXT.
HOGGED FUEL, WOOD			177 403		177 403	BOIS DE CHAUFFAGE
WASTE AND SCRAP NES	22 401	11	31 195		53 607	DECHETS ET REBUTS NDA
LEATHER	30				30	CUIR
FURS, DRESSED	2				2	FOURURES APPRETEES
RUBBER FAB. MATERIALS	842	137	68		1 047	DEMI-PROD. CAOUTCHOUC
LUMBER AND TIMBER	181 715	24 572	4 853 531		5 059 818	BOIS D'OEUVRE ET CHARP.
FLOORING	93				93	LAMES POUR PARQUET
SHINGLES AND SHAKES	144		2 621		2 765	BARDEAUX, BARD, FACADE
SAWMILL PRODUCTS NES	18				18	SCIAGES NDA
VENEER, PLYWOOD	4 159	2 925	185 371		192 455	PLACAGES, CONTRE-PLAQ.
COOPERAGE STOCK	2 120				2 120	DEMI-PROD. TONNELLERIE
WOOD FAB. MATERIALS	21 894	163	169		22 226	DEMI-PRODUITS EN BOIS
PULP	674 064	227 973	2 261 752		3 163 789	PATE
NEWSPRINT PAPER	1 917 422	165 975	843 498		2 926 895	PAPIER JOURNAL
PAPER NES	21 477	643	159 826		181 946	PAPIER NDA
PAPERBOARD	195 829		180 284		380 113	CARTON
BLDG. PAPER AND BOARD	2 631	69	1 943		4 643	PLAQ. CONSTR., PAP/CART.
WET MACHINE BOARD	65	30			95	CARTON EN PATE PRESSE
CORDAGE, TWINE, ROPE	77		16		93	CORDAGE, FICELLE, CORDE
TEXTILE FAB. MTL NES	10 009	83	54		10 146	OUVR. EN MAT. TEXT. NDA
ANIMAL OILS, EXC. MARINE	57 329	19 863	54 497		131 689	HUIL. ANIM. SAUF AN. MAR.
FISH, MARINE ANIMAL OIL	3 605		644		4 249	HUIL. DE POISSON, AN. MAR.
SOYABEAN OIL		1 008			1 008	HUIL. DE SOYA
VEG. OILS, FATS NES	24 482	6 425	78 835		109 742	HUIL. MAT. GRAS. VEG. NDA
OILS, FATS, WAXES NES	926	3 779	953		5 658	HUIL. MAT. GRAS. OIRE NDA
SULPHURIC ACID	160 415				160 415	ACIDE SULFURIQUE
METALLIC SALTS	3 693	1 483			5 176	SELS METALLIQUES
INORGANIC CHEMS. NES	45 038	5 024	23 283		73 345	PROD. CHIM. INORG. NDA
GLYCOL	5 089				5 089	GLYCOL
ORGANIC CHEMICALS NES	298 558	189 844	116 609		605 011	PROD. CHIM. ORGAN. NDA
EXPLOS., FUSES, CAPS	3 958		2 753		6 711	EXPLOS., AMORCES, UET.
POTASH	1 198	64 947	1 331 304		1 397 449	POTASSE
FERTILIZERS NES	11 137	5	119 617		130 759	ENGRAIS CHIMIQUE NDA
AGRICULTURAL CHEMICALS	358	79	87		524	PROD. CHIM. AGRICOLLES
SYNTHETIC RUBBER	1 682	14			1 696	CADUTCHOUC SYNTHETIQUE
PLASTIC MATERIALS	7 534	307	5 475		13 316	MATIERES PLASTIQUES
DYESTUFF, PIGMENT, PAINT	529	1 513	9		2 051	MAT. COLOR. PIG. PEINTURE
CHEM. SPECIALTIES NES	9 908	4 729	34		14 671	PROD. CHIM. SPECIAUX NDA
GASOLINE	313 432	20 279	28 749		362 460	ESSENCE
FUEL OIL	1 534 089	925 172	137 671		2 596 932	MAZOUT
LUBRICATING OIL, GREASE	487	12	72		571	HUIL. GRAISSE LUBRIF.
COKE	98 067		135 555		233 622	COKE
ASPHALTS, ROAD OILS	166		3		169	ASPHALTE, BITUME LIQD.
COAL TAR, PITCH	64				64	GOUDRON, BRAI DE BOUIL.
PETROL, COAL PROD. NES	31 810	3 241	236 993		272 044	DERIVE PETR. CHARB. NDA
FERRO-ALLOYS	32 087				32 087	FERRO-ALLIAGES
PIG IRON	422 147	16 910			439 057	FER EN GUEUSE
PRIMARY IRON, STEEL NES	70 509	210			70 719	FER, ACIER PRIMAIRE NDA
CASTINGS, FORGINGS	201	15 449	7		15 657	MOUL. PIECES FORGEES

TABLE 3B. COMMODITIES LOADED FOR FOREIGN COUNTRIES BY CANADIAN REGION - 1977

TABLEAU 3B. MARCHANDISES CHARGÉES À DESTINATION DE PAYS ÉTRANGERS SELON LA RÉGION DU CANADA - 1977

COMMODITY	METRIC TONNES - TONNES MÉTRIQUE				TOTAL TOTAL	MARCHANDISES
	ATLANTIC ATLANTIQUE	GREAT LAKES GRANDS LACS	PACIFIC PACIFIQUE			
BARS AND RODS, STEEL	15 024	5 305	82		20 411	BARRES ET TILES ACIER
PLATE & SHEET STEEL	47 715	126 550	99		174 364	TOLES, FEUILLES D'ACIER
STRUCTURAL SHAPES	19 081	30 194	2 668		51 943	PROFILES DE CONSTRUCT.
RAILS & TRACK MATERIAL	26 029		1 622		27 651	RAILS, MAT. VOIE FERREE
PIPES, TUBES: IRON, STEEL	9 508	1 598	825		12 331	TUYAUX, TUBES: FER, ACIER
WIRE	2 497	1	275		2 773	FIL MÉTALLIQUE
ALUMINIUM	66 671	122	161 348		248 141	ALUMINIUM
COPPER AND ALLOYS	67 379	16 888	4 943		89 210	CUIVRE ET ALLIAGES
LEAD AND ALLOYS	4 664		30 258		34 922	PLOMB ET ALLIAGES
NICKEL AND ALLOYS	1 215	9	1 758		2 982	NICKEL ET ALLIAGES
ZINC AND ALLOYS	15 436	12	40 984		56 432	ZINC ET ALLIAGES
NON-FERROUS METALS NES	779	131	364		1 274	MÉTAUX NON-FÉRREUX NDA
METAL FAB. BASIC PRGD.	6 720	395	103		7 218	OUVR. DE BASE EN MÉTAL
BUILDING BRICK, CLAY	2				2	BRICKS À BATIF ARGILE
BRICKS, TILES NES	9 190	69			9 259	BRICKES, TILES NDA
GLASS BASIC PRODUCTS	1 180	821			2 001	OUVR. DE BASE EN VERRE
ASBESTOS BASIC PRGD.	922		15		937	OUVR. DE BASE AMIANTE
CEMENT	23 962	871 377	173 991		1 069 330	CIMENT
CEMENT BASIC PRGD.	1 197	1 429	58		2 684	OUVR. DE BASE CIMENT
LIME	50		4 242		4 292	CHAUX
NON-MET. MIN. BASIC PRGD.	3 837	66	2 199		6 102	PRGD. MIN. NON-MET. BASE
MISC. FABRICATED PRGD.	1 996	1	10		2 007	OUVRAGES DIVERS
TRACTORS	5 342	758	2 409		8 509	TRACTEURS
MACHINERY NES	60 148	6 808	6 627		73 783	MACHINES NDA
RAILWAY ROLLING STOCK	2 189		6		2 195	MAT. ROUL. DE CH. DE FER
PASS. AUTOS AND CHASSIS	43 356	1 424	73		44 853	VOITURES PART., CHASSIS
BUSES AND CHASSIS	31		116		147	AUTOBUS ET CHASSIS
TRUCKS AND CHASSIS	14 361	1 676	2 551		18 588	CAMIONS ET CHASSIS
MOTOR VEHICLE ENGINES	49 004	7 639	292		56 935	MOTEURS DE VEH. AUTOM.
ROAD MOTOR VEH. NES	6 490	9	741		7 240	VEH. AUTOM. ROUTIERS NDA
SHIPS, AIRCRAFT, MIS. VEH	2 747	87	1 005		3 839	NAVIRES, AVIONS, VEH. DIV
RUBBER TIRES AND TUBES	665	53	12		730	PNEUS, CHAMBRES À AIR
EQUIPMENT MISC.	25 942	4 483	4 264		34 689	MATÉRIEL DIVERS
PERSONAL, HOUSEHOLD GOODS	7 193	656	1 008		8 857	ART. PERS. ET MÉNAGERS
FIREARMS, AMMUNITION	174	2 370			2 544	ARMES À FEU, MUNITIONS
CONTAINERS, CLOSURES	4 444	78	771		5 293	CONTENEURS, FERMETURES
MISC. END PRODUCTS NES	57 183	3 069	10 846		71 098	PRODUITS FINIS DIV. NDA
GENERAL CARGO	26 460	105 883	2 463		134 806	MARCHANDISES DIVERSES
CONTAINERIZED FREIGHT	2 632 532	22 896	550 932		3 206 360	FRET CONTENEURESE
GRAND TOTAL	73 061 432 *	9 988 541 *	36 720 076 *		119 770 049 *	TOTAL GLOBAL



TABLE 4B. COMMODITIES UNLOADED FROM FOREIGN COUNTRIES BY CANADIAN REGION - 1977

TABLEAU 4B. MARCHANDISES DECHARGEES EN PROVENANCE DE PAYS ETRANGERS SELON LA REGION DU CANADA - 1977

COMMODITY	METRIC TONNES - TONNES METRIQUE				TOTAL TOTAL	MARCHANDISES
	ATLANTIC ATLANTIQUE	GREAT LAKES GRANDS LACS	PACIFIC PACIFIQUE			
CATTLE	31	1			32	ELEVINS
LIVE ANIMALS, NES	36	1			37	ANIMAUX VIVANTS, NDA
MEAT, FRESH OR FROZEN	198		1 435		1 633	VIANDE, FRAICHE / CONG.
MEAT, CURED	460				460	VIANDE FUMEE OU SALEE
MEAT AND MEAT PREP. NES	2 647	87	219		2 953	VIANDES ET PREP. NDA
FISH, FRESH OR FROZEN	14 415	64	37		14 516	POISSON, FRAIS OU CONG.
FISH, SALTED OR CURED	7		39		46	POISSON, SALE OU FUME
FISH, CANNED	789	10	82		881	POISSON EN EBITES
LOBSTER	341		3		344	ECRABOT
SHELL FISH, NES	2 077		80		2 157	MOLLUSQUES CRUST., NDA
BUTTER			3 666		3 666	BEURRE
CHEESE	682	144	1 888		2 714	FROMAGE
DAIRY PROD. EGGS, HONEY	4	27	2		33	PROD. LAIT., OEUF, MIEL
BARLEY	111 068				111 068	ORGE
CORN	1 820 441	90 102			1 910 543	MAIS
WHEAT	866 454				866 454	BLE
CEREALS UNMILLED, NES	46	18	15		79	CEREALES NON MOUL., NDA
CORN MEAL AND FLOUR	3		3		6	SEMIOLE, FARINE DE MAIS
MALT AND MALT FLOUR			35		35	MALT ET FARINE DE MALT
WHEAT FLOUR			44		44	FARINE DE BLE
CEREALS MILLED, NES	7				7	CEREALES MOULUES, NDA
BAKERY PROD. INC. FROZEN	46	16	6		70	PROD. BOUL., PROD. CONG.
MACARONI, CEREAL PROD.	1 641	37	146		1 224	PATES ALIM. PROD. CEREAL
APPLES	4 565		548		5 113	PCMMES
FRESH FRUITS, BERRIES	10 058	294	15 533		25 885	FRUITS, BAIES FRAIS
FROZEN FRUITS, BERRIES	16		3		19	FRUITS, BAIES CONGELES
DRIED FRUITS	3 733	10	26		3 769	FRUITS SECS
FRUIT JUICES	28 484	4 019	1 548		34 051	JUS DE FRUIT
FRUIT PULP, PUREE	11		6		17	PULPE DE FRUIT, PUREE
FRUIT, PRES. NOT CANNED	244	142	316		702	CONS. FRUITS NON BOITE
FRUITS, PREP. CANNED	3 616	3 078	2 159		8 853	FRUITS PREP. EN BOITE
NUTS, EXC. OIL NUTS NES	1 567	755	230		2 552	NOIX, SAUF OLEAG. NDA
VEGETABLES, FRESH	411	32	1 594		2 037	LEGUMES, FRAIS
VEGETABLES, FROZEN			8		8	LEGUMES, CONGELES
VEGETABLES, DRIED	296	35	1 953		2 284	LEGUMES, SECS
VEGETABLE PREP. NES	1 800	1 720	508		4 028	PREP. DE LEGUMES NDA
RAW SUGAR	607 911	341 042	31 121		980 074	SUCRE BRUT
SUGAR, NES	15				15	SUCRE, NET
MOLASSES, CRUDE	108 858	46 981			155 839	MELASSE, BRUTE
MOLASSES, REFINED		1 996			1 996	MELASSE, RAFFINEE
SYRUP	1		8		9	SIROP
SUGAR PREPARATIONS	2 522	43	5		2 570	PREP. A BASE DE SUCRE
COCOA AND CHOCOLATE	2 758	844	1		3 603	CACAO ET CHOCOLAT
COFFEE	5 872	169	7 142		13 183	CAFE
TEA	13 491	901	943		15 335	THE
SPICES	1 375	475	433		2 283	EPICES
VINEGAR	9		1		10	VINAIGRE
SAUSAGE SKINS, CASINGS		1	637		638	BOYAUX A SAUCISSES
MISC. FOOD PREP. NES	1 978	1 743	3 398		7 119	DIV. PREP. ALIM. NDA
HAY, FORAGE, STRAW		20			20	FOIN, FOURRAGE, PAILLE
NON-ALCOHOLIC BEVERAGE	22	305	16		343	BOISSONS NON-ALCOOLIQ.
ALE, BEER, STOUT, PORTER	24	95	568		687	ALE, BIERE, STOUT, PORTER
WINES	1 067	2 602	1 150		4 819	VINS
FERM. ALCOHOLIC BEV.			67		67	BOISS. ALCOOL. FERME.
DIST. ALCOHOLIC BEV.	2 492	672	490		3 654	BOISS. ALCOOL. DIST.
CIGARETTES		1			1	CIGARETTES
TOBACCO NES	446				446	TABACS NDA
RAW HIDES AND SKINS	14	7	10		31	PEAUX ET CUIRS BRUT
CRUDE ANIMAL PROD. NES	6	3	35		44	PR. BRUTS ORIG. ANIM. NDA
SEEDS FOR SOWING NES	686	9	51		746	GRAINES DE SEMENCE NDA
SOYA BEANS	270 285	289 378			559 663	GRAINE DE SOYA
OIL SEEDS, NUTS NES	10		206		216	GRAINES, NOIX OLEAG. NDA
NURSERY, GREENHOUSE STOCK	100	19			119	PROD. PEPINIERE, SERRE
RUBBER, ALLIED GUMS, NAT	3 604	1 956	61 388		66 948	CADUCHOUC GUMMES NAT.
CRUDE VEG. PROD. NES	527	245	37		809	PR. BRUTS ORIG. VEG. NDA
LOGS			34 167		34 167	BILLES
BOLTS, ROUND TIMBER	5 152				5 152	BILLOTS, BOIS ROUNDS
PULPWOOD	249				249	BOIS A PATE
CRUDE WOOD MTL. NES	14				14	MATIERES BOIS BRUT NDA
WOOL AND ANIMAL HAIR	190	323	1 006		1 519	LAINES, POILS ANIMAL
TEXTILE FIBRES NES	4 478	2 427	581		7 486	FIBRES TEXTILES NDA
ALUMINA, BAUXITE ORES	3 111 681	81 106	512 243		3 705 030	MINERAIS ALUMINE, BAUX.
IRON ORE AND CONC	628 195	2 026 365			2 654 560	MINERAIS, CONC. DE FER
LEAD ORE AND CONC.	15 571				15 571	MINERAIS, CONC. DE PLOMB
MANGANESE ORE	171 101	4 353			175 454	MINERAIS DE MANGANESE
NICKEL-COPPER ORE	137		29 411		29 548	MINERAIS DE NICKEL-NICKEL
ORES AND CONC. NES	105 082	50 482	45		157 609	MINERAIS ET CONC. NDA
IRON AND STEEL SCRAP			469		469	DECHETS DE FER, D'ACIER

TABLE 48. COMMODITIES UNLOADED FROM FOREIGN COUNTRIES BY CANADIAN REGION - 1977

TABLEAU 48. MARCHANDISES DECHARGEES EN PROVENANCE DE PAYS ETRANGERS SELON LA REGION DU CANADA - 1977

COMMODITY	METRIC TONNES - TONNES METRIQUE				MARCHANDISES
	ATLANTIC ATLANTIQUE	GREAT LAKES GRANDS LACS	PACIFIC PACIFIQUE	TOTAL TOTAL	
SLAG, GROSS, BY-PRODUCTS		34 642	8 619	43 261	FOUS, GUEUL, SCOR, PROD.
COAL, BITUMINOUS	83 683	15 218 915		15 302 598	CHARBON BITUMINEUX
COAL, NES	297 743			297 743	CHARBON, NDA
CRUDE PETROLEUM	16 382 326		20 402	16 402 728	PETROLE BRUT
ASBESTOS	2 313			2 313	AMIANTE
BENTONITE	259 813			259 813	BENTONITE
CHINA CLAY	32 428			32 428	KAOLIN
CLAY MATERIALS NES	15 639	20 543		36 182	MATIERES ARGIL, NDA
SAND AND GRAVEL	6 187	363 165	895 568	1 264 920	SABLE ET GRAVIERS
LIMESTONE	38 597	2 852 198		2 890 795	PIERRE CALCAIRE
STONE, CRUDE NES	12 738	424	177	13 339	PIERRE BRUTE NDA
FLUORSPAR	30 041	92 436		122 477	SPATH FLUOR
GYPSUM			16 419	16 419	GYPSE
PHOSPHATE ROCK	634 793		647 033	1 281 826	ROCHE PHOSPHATEE
SALT	365 939	280 466	299 740	950 145	SUC
SULPHUR IN DRES	12 031			12 031	SOUFRE EN MINERAL
CRUDE NON-MET. MIN. NES	28 247	1 326	14	29 587	MIN. NON-MET. BRUTS NDA
COTTON, TEXTILE WASTE	400	236	196	832	DECHETS DE COTON, TEXT.
WASTE AND SCRAP NES	587		97	684	DECHETS ET REBUTS NDA
LEATHER	917	6	19	942	CUIR
RUBBER FAB. MATERIALS	175	27	17 681	17 887	SEMI-PROD. CAOUTCHOUC
LUMBER AND TIMBER	24 371	9 604	28 785	62 760	BOIS D'OEUVRE ET CHARP.
FLOORING	357	176	34	567	LAMES POUR PARQUET
RAILWAY TIES	3 121			3 121	TRAVERSES DE CH. FER
SAWMILL PRODUCTS NES			89	89	SCIAGES NDA
VENEER, PLYWOOD	34 034	16 307	41 465	91 806	PLACAGES, CONTRE-PLAQ.
COOPERAGE STOCK		5		5	SEMI-PROD. TONNELLERIE
WOOD FAB. MATERIALS	18 299	1 497	4 105	23 901	SEMI-PRODUITS EN BOIS
PULP	3 437	10 281	18 433	32 151	PATE
PAPER NES	187	9	77	273	PAPIER NDA
PAPERBOARD	1 508	235	8	1 751	CARTON
BLDG. PAPER AND BOARD	2 335	2 592	108	5 035	PLAQ. CONSTR., PAP/CART.
WEL. MACHINE BOARD		5		5	CARTON EN PATE PRESSE
CORDAGE, TWINE, ROPE	11 637	5 243	3 136	20 016	CORDAGE, FICELLE, CORDE
WIRE WOVEN FABRICS	23 081	1 605	3 067	27 753	TISSUS DE JUTE
TEXTILE FAB. MTL NES	15 293	2 096	2 157	19 546	OUVR. EN MAT. TEXT. NDA
FISH, MARINE ANIMAL OIL	15		1 200	1 215	HUIL. DE POISSON, AN. MAR.
VEG. OILS, FATS NES	6 669	45 871	2 184	54 724	HUIL. MAT. GRAS. VEG. NDA
OILS, FATS, WAXES NES	219	1 371	555	2 145	HUIL. MAT. GRAS. CIRE NDA
METALLIC SALTS	15 000	1 522	8 966	25 488	SELS METALLIQUES
INORGANIC CHEMS. NES	431 487	42 674	9 947	484 108	PROD. CHIM. INORG. NDA
GLYCOL	4 731			4 731	GLYCOL
ORGANIC CHEMICALS NES	43 801	25 653	19 808	89 262	PROD. CHIM. ORGAN. NDA
EXPLOS., FUSES, CAPS	298		64	362	EXPLOS., AMORCES, DET.
POTASH		18 623		18 623	POTASSE
FERTILIZERS NES	94 318	90 748	908	185 974	ENGRAIS CHIMIQUE NDA
AGRICULTURAL CHEMICALS	26	4	25	55	PROD. CHIM. AGRICOLES
SYNTHETIC RUBBER			561	561	CAOUTCHOUC SYNTHETIQUE
PLASTIC MATERIALS	226	133	419	778	MATIERES PLASTIQUES
DYESTUFF, PIGMENT, PAINT	83	14	3	100	MAT. COLOR. PIG. PEINTURE
CHEM. SPECIALTIES NES	444	846		1 290	PROD. CHIM. SPECIAUX NDA
GASOLINE	432			432	ESSENCE
FUEL OIL	1 377 604	6 204	228 403	1 612 211	MAZOUT
LUBRICATING OIL, GREASE	4 240	16 151	12	20 403	HUILE, GRAISSE LUBRIF.
COKE	699 018	142 392	31 604	873 014	COKE
ASPHALTS, ROAD OILS			16 439	16 439	ASPHALTE, BITUME LIQD.
COAL TAR, PITCH	28 213		52 891	81 104	GOUDRON, BRAI DE BOUIL.
PETROL. COAL PRGD. NES	3 721	90 615		94 336	DERIVE PETR. CHARB. NDA
FERRO-ALLOYS	31 614	18 783	272	50 669	FERRO-ALLIAGES
PIG IRON	3 919	3 499		7 418	FER EN GUEUSE
PRIMARY IRON, STEEL NES	16 338	33 838	2 751	52 927	FER, ACIER PRIMAIR. NDA
CASTINGS, FORGINGS	7 801	23 624	8 331	39 756	MOUL. PIECES FORGEES
BARNS AND RODS, STEEL	49 736	36 332	113 406	199 474	BARRES ET TIGES ACIER
PLATE & SHEET STEEL	77 065	64 855	185 822	327 742	TOLES, FEUILLES DACIER
STRUCTURAL SHAPES	102 037	30 200	94 018	226 255	PROFILES DE CONSTRUCT.
NAILS & TRACK MATERIAL	3 539	26	3 041	6 606	RAILS, MAT. VOIE FERREE
PIPES, TUBES: IRON, STEEL	15 156	1 374	84 529	101 059	TUYAUX, TUBES: FER, ACIER
WIRE	9 466	1 511	2 461	13 438	FIL METALLIQUE
ALUMINUM	3 075	2 102	6	5 183	ALUMINIUM
COPPER AND ALLOYS	3 614	483	76	4 173	CUIVRE ET ALLIAGES
LEAD AND ALLOYS	2			2	PLOMB ET ALLIAGES
NICKEL AND ALLOYS	31	230	737	998	NICKEL ET ALLIAGES
ZINC AND ALLOYS	2 957	5 262		8 219	ZINC ET ALLIAGES
NON-FERROUS METALS NES	2 400	2 939	621	5 960	METAUX NON-FERREUX NDA
METAL FAB. BASIC PROD.	7 737	3 255	7 509	18 501	OUVR. DE BASE EN METAL
BUILDING BRICK, CLAY	178			178	BRICKS A BATIR ARGILE
DRAIN TILES, PIPES	5			5	TUILES LIQD. DRAINAGE
BRICKS, TILES NES	3 813	1 196	384	5 393	BRIQUES, TUILES NDA

TABLE 4B. COMMODITIES UNLOADED FROM FOREIGN COUNTRIES BY CANADIAN REGION - 1977

TABLEAU 4B. MARCHANDISES DECHARGEES EN PROVENANCE DE PAYS ETRANGERS SELON LA REGION DU CANADA - 1977

COMMODITY	METRIC TONNES - TONNES METRIQUE			TOTAL TOTAL	MARCHANDISES
	ATLANTIC ATLANTIQUE	GREAT LAKES GRANDS LACS	PACIFIC PACIFIQUE		
GLASS BASIC PRODUCTS	380	2 425	3 059	5 864	CUVR. DE BASE EN VERRE
ASBESTOS BASIC PROD.	77			77	CUVR. DE BASE AMIANTE
CEMENT		25 677	35 748	61 425	CIMENT
CEMENT BASIC PROD.	240	640	253	1 133	CUVR. DE BASE CIMENT
LIME			463	463	CHAUX
NON-MET. MIN. BASIC PROD	4 669	1 744	363	6 776	PROD. MIN. NON-MET. BASE
MISC. FABRICATED PROD.	2 269	118	374	2 761	CUVRAGES DIVERS
TRACTORS	15 815	1 127	5 783	22 725	TRACTEURS
MACHINERY NES	33 165	12 405	24 148	69 718	MACHINES NDA
RAILWAY ROLLING STOCK	63	250	79	392	MAT. ROUL. DE CH. DE FER
PASS. AUTOS AND CHASSIS	66 611	2 823	95 436	164 870	VOITURES PAFT., CHASSIS
BUSES AND CHASSIS	59		1	60	AUTOBUS ET CHASSIS
TRUCKS AND CHASSIS	218		2 883	3 101	CAMIONS ET CHASSIS
MOTOR VEHICLE ENGINES	5 265	679	159	6 103	MOTEURS DE VEH. AUTOM.
ROAD MOTOR VEH. NES	1 163	213	192	1 568	VEH. AUTOM. ROUTIERS NDA
SHIPS, AIRCRAFT, MIS. VEH	5 152	135	5 499	10 786	NAVIRES, AVIONS, VEH. DIV
RUBBER TIRES AND TUBES	250	55	43	354	PNEUS, CHAMBRES A AIR
EQUIPMENT MISC.	10 533	1 846	8 986	21 365	MATERIEL DIVERS
PERSONAL, HOUSEHOLD GOODS	8 903	2 464	3 763	15 130	ART. PERS. ET MENAGERS
FIRE ARMS, AMMUNITION	3 080	5	4	3 089	ARMES A FEU, MUNITIONS
CONTAINERS, CLOSURES	7 104	232	461	7 797	CONTENEURS, FERMETURES
MISC. END PRODUCTS NES	1 640	438	732	3 010	PRODUITS FINIS DIV. NDA
GENERAL CARGO	7 176	86 726	9 912	105 814	MARCHANDISES DIVERSES
CONTAINERIZED FREIGHT	2 268 184	53 849	520 195	2 842 228	FRET CONTENEURISE
<b>GRAND TOTAL</b>	<b>31 780 830 *</b>	<b>22 779 575 *</b>	<b>4 321 815 *</b>	<b>58 882 220 *</b>	<b>TOTAL GLOBAL</b>



TABLE 5B. TONNAGE OF CARGOES, AND NUMBER AND REGISTERED NET TONNAGE OF VESSELS, ARRIVING AT AND DEPARTING FROM  
CANADIAN PORTS IN INTERNATIONAL SEABORNE SHIPPING, BY REGISTRY AND CANADIAN REGION - 1977  
TABLEAU 5B. TONNAGE DES MARCHANDISES, ET NOMBRE ET JAUGE NETTE ENREGISTREE DES NAVIRES, A DESTINATION ET EN PROVENANCE  
DES PORTS CANADIENS AU TITRE DU TRANSPORT INTERNATIONAL, SELON L'IMMATRICULATION ET LA REGION DU CANADA - 1977

COUNTRY OF REGISTRY		PAYS D'IMMATRICULATION															
		ATLANTIC / ATLANTIQUE				GREAT LAKES / GRANDS LACS				PACIFIC / PACIFIQUE				TOTAL / TOTAL			
		NUMBER	NET TONS	CARGO TONS	NUMBER	NET TONS	CARGO TONS	NUMBER	NET TONS	CARGO TONS	NUMBER	NET TONS	CARGO TONS	NUMBER	NET TONS	CARGO TONS	
		NOMBRE	TONNES NET	TONNES CAR.	NOMBRE	TONNES NET	TONNES CAR.	NOMBRE	TONNES NET	TONNES CAR.	NOMBRE	TONNES NET	TONNES CAR.	NOMBRE	TONNES NET	TONNES CAR.	
UNITED KINGDOM		ROYAUME-UNI															
A	693	7 643	142	2 744	697	43	270 634	70	110	270	2 992	853	299 815	1,206	10 906	629 3 114	622 A
D	699	7 690	790	7 159	302	42	269 953	134	658	270	2 955	843	2 258 829	1,211	10 916	586 9 552	789 D
GIBRALTAR		GIBRALTAR															
A	1	10 862												1	10 862		A
D	1	10 862												1	10 862		D
MALTA AND GOZO		MALTE ET GOZZO															
A	1	4 267												1	4 267		A
D	1	4 267	11 001											1	4 267	11 001	D
AUSTRIA		AUTRICHE															
A	1	3 712												1	3 712		A
D	1	3 712	2 295											1	3 712	2 295	D
BELGIUM-LUXEMB		BELGIQUE-LUX.															
A	64	1 202 066	607 135		3	42 036	5 264		2	45 311				69	1 289 413	612 399	A
D	64	1 202 066	1 207 012		3	42 036	8 354		2	45 311	98 310			69	1 289 413	1 313 676	D
DENMARK		DANEMARK															
A	223	666 661	285 474		9	35 792	11 233		55	700 253	206 319			287	1 402 706	503 026	A
D	222	667 315	457 818		9	35 792	8 621		55	700 253	584 632			286	1 403 360	1 051 071	D
FINLAND		FINLANDE															
A	96	572 709	301 907		9	73 429	29 832		30	116 159	2 770			135	762 297	334 509	A
D	95	569 087	255 330		9	73 429	30 657		30	116 159	203 569			134	758 675	489 556	D
FRANCE		FRANCE															
A	86	599 468	165 644		11	38 661	13 845		11	145 561				108	783 690	179 489	A
D	85	588 606	310 294		11	38 661	31 791		11	145 561	123 929			107	772 826	466 014	D
GERMANY WEST		ALLEMAGNE, O.															
A	432	3 353 542	1 111 435		54	194 962	28 249		100	1 413 188	190 519			586	4 961 712	1 330 203	A
D	432	3 354 813	3 287 854		54	194 962	135 300		100	1 413 188	523 447			586	4 962 983	3 946 601	D
GREECE		GRECE															
A	666	5 867 127	1 943 114		99	785 540	393 266		321	3 177 622	375 348			1,086	9 830 289	2 711 728	A
D	665	5 845 023	3 983 410		99	785 540	381 865		323	3 191 603	3 761 156			1,087	9 822 166	8 126 431	D
ICELAND		ISLANDE															
A	8	7 571	9											8	7 571	9	A
D	8	7 571	2 081											8	7 571	2 081	D
IRELAND		IRLANDE															
A	2	11 550							29	321 670	16 402			31	333 220	16 402	A
D	2	11 550	3 941						26	310 309	213 527			30	321 859	217 468	D
ITALY		ITALIE															
A	147	2 269 363	922 741		13	96 979	26 255		39	209 225	14 258			199	2 575 567	963 254	A
D	145	2 253 115	2 921 012		13	96 979	43 906		40	215 493	116 373			198	2 565 587	3 081 291	D
NETHERLANDS		PAYS-BAS															
A	93	326 674	62 914		3	12 333	17 647		21	156 352	5 557			117	495 359	86 118	A
D	93	326 674	401 317		3	12 333	6 601		21	156 352	180 213			117	495 359	588 131	D
NORWAY		NORVEGE															
A	585	4 870 980	1 431 155		60	297 312	162 463		497	4 805 371	434 705			1,142	9 973 663	2 028 323	A
D	583	4 826 335	6 629 764		60	297 312	122 882		493	4 768 148	3 046 631			1,136	9 891 795	9 799 277	D
PORTUGAL		PORTUGAL															
A	127	134 086	126											127	134 086	126	A
D	127	134 086	61 793											127	134 086	61 793	D
SPAIN		ESPAGNE															
A	191	941 311	211 779		3	8 923								194	950 234	211 779	A
D	193	943 712	1 368 731		2	5 890	14 350							195	949 602	1 383 081	D

TABLE 58. TONNAGE OF CARGOES, AND NUMBER AND REGISTERED NET TONNAGE OF VESSELS, ARRIVING AT AND DEPARTING FROM CANADIAN PORTS IN INTERNATIONAL SEABORNE SHIPPING, BY REGISTRY AND CANADIAN REGION - 1977

TABLEAU 58. TONNAGE DES MARCHANDISES, ET NOMBRE ET JAUGE NETTE ENREGISTREE DES NAVIRES, A DESTINATION ET EN PROVENANCE DES PORTS CANADIENS AU TITRE DU TRANSPORT INTERNATIONAL, SELON L'IMMATRICULATION ET LA REGION DU CANADA - 1977

COUNTRY OF REGISTRY		PAYS D'IMMATRICULATION													
ATLANTIC / ATLANTIQUE				GREAT LAKES / GRANDS LACS				PACIFIC / PACIFIQUE				TOTAL / TOTAL			
NUMBER	NET TONS	CARGO TONS		NUMBER	NET TONS	CARGO TONS		NUMBER	NET TONS	CARGO TONS		NUMBER	NET TONS	CARGO TONS	
NOMBRE	TONNES	NET TONNES	CAR.	NOMBRE	TONNES	NET TONNES	CAR.	NOMBRE	TONNES	NET TONNES	CAR.	NOMBRE	TONNES	NET TONNES	CAR.
<b>SWEDEN</b>															
<b>SUEDE</b>															
A	1,032	3 590 323	599 864	17	30 369	16 570		67	807 226	34 357		1,116	4 427 918	650 791	A
D	1,032	3 582 871	712 224	17	30 369	15 309		67	807 226	515 650		1,116	4 420 466	1 243 223	D
<b>SWITZERLAND</b>															
<b>SUISSE</b>															
A	7	74 841						2	12 266	646		9	87 107	646	A
D	7	74 841	65 988					2	12 266	11 126		9	87 107	77 114	D
<b>CZECHOSLOVAKIA</b>															
<b>TCHÉCOSLOVAQUIE</b>															
A	3	38 612										3	38 612		A
D	3	38 612	76 560									3	38 612	76 560	D
<b>GERMANY EAST</b>															
<b>ALLEMAGNE, EST</b>															
A	7	17 455										7	17 455		A
D	7	17 455	34 753									7	17 455	34 753	D
<b>POLAND</b>															
<b>POLOGNE</b>															
A	95	405 208	65 755	11	30 071	4 071		6	51 592			112	486 871	69 826	A
D	94	404 262	523 613	11	30 071	5 072		6	51 592	91 029		111	485 925	69 714	D
<b>ROMANIA</b>															
<b>ROUMANIE</b>															
A	7	11 552										7	11 552		A
D	7	11 552										7	11 552		D
<b>USSR</b>															
<b>URSS</b>															
A	498	1 523 258	393 911	60	111 191	45 371		142	677 767	56 710		700	2 312 216	453 993	A
D	496	1 518 087	1 668 262	60	111 191	60 967		135	668 882	470 544		695	2 298 160	2 197 793	D
<b>YUGOSLAVIA</b>															
<b>YOUgosLAVIE</b>															
A	154	1 262 844	38 458	34	234 091	37 575		94	542 608	36 625		282	2 039 543	117 498	A
D	152	1 247 686	826 207	34	234 091	128 740		92	535 541	203 632		278	2 017 318	1 158 479	D
<b>CYPRUS</b>															
<b>CHYPRE</b>															
A	34	124 698	48 523	1	6 370	8 413		2	13 834			37	144 902	56 936	A
D	33	120 856	105 781	1	6 370			1	10 758	12 088		35	137 984	117 869	D
<b>IRAN</b>															
<b>IRAN</b>															
A	1	6 745										1	6 745		A
D	1	6 745										1	6 745		D
<b>IRAQ</b>															
<b>IRAK</b>															
A	1	4 957	3 685									1	4 957	3 685	A
D	1	4 957	222									1	4 957	222	D
<b>ISRAEL</b>															
<b>ISRAEL</b>															
A	27	357 168	74 690					1	11 855			28	369 023	74 690	A
D	27	357 168	160 812					1	11 855	28 272		28	369 023	169 084	D
<b>KUWAIT</b>															
<b>KOWEIT</b>															
A	4	310 834	693 736					1	6 071			5	316 905	693 736	A
D	4	310 834	1 399					1	6 071	14 508		5	316 905	15 907	D
<b>SOMALIA</b>															
<b>SOMALIE</b>															
A								3	17 988	360		3	17 988	360	A
D								3	17 988	28 714		3	17 988	28 714	D
<b>TURKEY</b>															
<b>TURQUIE</b>															
A	13	151 531		5	70 060	7 410		2	25 576			20	247 167	7 410	A
D	14	154 057	156 604	5	70 060	6 231		2	25 576	60 962		21	249 733	223 797	D
<b>EGYPTIAN A.R.</b>															
<b>EGYPTE R.A.</b>															
A	1	4 704										1	4 704		A
D	1	4 704	1 515									1	4 704	1 515	D
<b>GHANA</b>															
<b>GHANA</b>															
A	4	14 730	388	3	12 026	631						7	26 756	1 019	A
D	5	17 434	8 250	3	12 026	514						8	29 460	8 764	D

TABLE 5B. TONNAGE OF CARGOES, AND NUMBER AND REGISTERED NET TONNAGE OF VESSELS, ARRIVING AT AND DEPARTING FROM CANADIAN PORTS IN INTERNATIONAL SEABORNE SHIPPING, BY REGISTRY AND CANADIAN REGION - 1977

TABLÉAU 5B. TONNAGE DES MARCHANDISES, ET NOMBRE ET JAUGE NETTE ENREGISTRÉE DES NAVIRES, À DESTINATION ET EN PROVENANCE DES PORTS CANADIENS AU TITRE DU TRANSPORT INTERNATIONAL, SELON L'IMMATRICULATION ET LA RÉGION DU CANADA - 1977

COUNTRY OF REGISTRY												PAYS D'IMMATRICULATION				
ATLANTIC / ATLANTIQUE				GREAT LAKES / GRANDS LACS				PACIFIC / PACIFIQUE				TOTAL / TOTAL				
NUMBER	NET TONS	CARGO TONS		NUMBER	NET TONS	CARGO TONS		NUMBER	NET TONS	CARGO TONS		NUMBER	NET TONS	CARGO TONS		
NOMBRE	TONNES NET	TONNES CAR.		NOMBRE	TONNES NET	TONNES CAR.		NOMBRE	TONNES NET	TONNES CAR.		NOMBRE	TONNES NET	TONNES CAR.		
<b>SOUTH AFRICA</b>												<b>AFRIQUE DU SUD</b>				
A	2	7 410		1	3 705			3	11 115			3	11 115		A	
D	2	7 410	248	1	3 705	303		3	11 115			3	11 115	551	D	
<b>ALGERIA</b>												<b>ALGERIE</b>				
A	21	157 778	122 840	2	9 126			23	166 904	122 840		23	166 904	122 840	A	
D	22	164 962	143 654	2	9 126	3 497		24	174 088	147 151		24	174 088	147 151	D	
<b>GUINEA</b>												<b>GUINEE</b>				
A	2	12 128		1	6 064	3 479		3	18 192	3 479		3	18 192	3 479	A	
D	2	12 128		1	6 064			3	18 192			3	18 192		D	
<b>LIBERIA</b>												<b>LIBERIA</b>				
A	661	13 638 573	11 742 545	56	463 993	205 655	485	4 696 095	575 003	1 402	18 798 661	12 523 203	1 402	18 798 661	12 523 203	A
D	660	13 608 705	13 486 741	56	463 993	255 910	484	4 662 655	5 510 622	1 400	18 735 413	19 253 273	1 400	18 735 413	19 253 273	D
<b>SPANISH AFRICA</b>												<b>AFRIQUE ESPAG.</b>				
A	5	4 315	426					5	4 315	426		5	4 315	426	A	
D	5	4 315	415					5	4 315	415		5	4 315	415	D	
<b>HONG KONG</b>												<b>HONG-KONG</b>				
A	7	53 361	5 724	2	13 061		39	419 004	305	48	485 426	6 029	48	485 426	6 029	A
D	7	53 361	80 586	2	13 061	20 677	38	409 033	333 269	47	475 455	434 532	47	475 455	434 532	D
<b>INDIA</b>												<b>INDE</b>				
A	92	638 947	35 679	18	88 370	10 902	63	525 712	21 379	193	1 253 029	67 960	193	1 253 029	67 960	A
D	90	670 821	540 849	18	88 370	14 828	62	520 402	458 769	190	1 279 593	1 014 446	190	1 279 593	1 014 446	D
<b>MALAYSIA</b>												<b>MALAISIE</b>				
A	1	8 743					3	45 332		4	54 075		4	54 075		A
D	1	8 743	15 506				3	45 332	92 186	4	54 075	107 692	4	54 075	107 692	D
<b>PAKISTAN</b>												<b>PAKISTAN</b>				
A	20	78 627	1 135	1	3 918					21	82 545	1 135	21	82 545	1 135	A
D	19	75 317	32 107	1	3 918	2 054				20	79 235	34 161	20	79 235	34 161	D
<b>SINGAPORE</b>												<b>SINGAPOUR</b>				
A	149	1 445 489	1 052 471	15	112 904	47 383	43	329 197	7 668	207	1 887 590	1 107 522	207	1 887 590	1 107 522	A
D	150	1 456 034	934 914	15	112 904	78 015	44	333 342	212 577	209	1 902 280	1 225 506	209	1 902 280	1 225 506	D
<b>PEOPLE R CHINA</b>												<b>REP. PDP. CHINE</b>				
A							53	564 565		53	564 569		53	564 569		A
D							53	564 565	1 392 259	53	564 569	1 392 259	53	564 569	1 392 259	D
<b>INDONESIA</b>												<b>INDONESIE</b>				
A	6	41 151	2 629	4	15 052		1	7 619		11	63 822	2 629	11	63 822	2 629	A
D	6	41 151	11 900	4	15 052	4 685	1	7 619	1 509	11	63 822	18 094	11	63 822	18 094	D
<b>JAPAN</b>												<b>JAPON</b>				
A	166	3 055 415	647 244	6	37 812		398	5 547 289	307 018	570	8 640 516	954 262	570	8 640 516	954 262	A
D	167	3 021 628	3 815 010	6	37 812	55 191	392	5 447 988	8 827 850	565	8 507 428	12 698 051	565	8 507 428	12 698 051	D
<b>KOREA - SOUTH</b>												<b>COREE DU SUD</b>				
A	16	163 261	4 553	3	35 727	2 514	32	199 400	14 945	51	398 388	22 012	51	398 388	22 012	A
D	16	163 261	80 007	3	35 727	15 998	34	204 843	306 121	53	403 831	402 126	53	403 831	402 126	D
<b>PHILIPPINES</b>												<b>PHILIPPINES</b>				
A	4	37 856	7 990	1	9 464	11 978	3	15 879	555	8	63 199	20 523	8	63 199	20 523	A
D	4	37 856		1	9 464		3	15 879	32 049	8	63 199	32 049	8	63 199	32 049	D
<b>TAIWAN</b>												<b>TAIWAN</b>				
A	12	114 702	24 667	3	36 273	3 283	32	217 675	12 825	47	368 650	40 775	47	368 650	40 775	A
D	12	114 702	20 972	3	36 273	16 926	31	212 088	130 896	46	363 063	168 794	46	363 063	168 794	D
<b>AUSTRALIA</b>												<b>AUSTRALIE</b>				
A	8	107 550	11 017				8	64 680	9 399	14	172 230	20 416	14	172 230	20 416	A
D	8	107 550	14 631				8	64 680	26 619	14	172 230	41 250	14	172 230	41 250	D




TABLE 5B. TONNAGE OF CARGOES, AND NUMBER AND REGISTERED NET TONNAGE OF VESSELS, ARRIVING AT AND DEPARTING FROM  
CANADIAN PORTS IN INTERNATIONAL SEABORNE SHIPPING, BY REGISTRY AND CANADIAN REGION - 1977  
TABLEAU 5B. TONNAGE DES MARCHANDISES, ET NOMBRE ET JAUGE NETTE ENREGISTRÉE DES NAVIRES, A DESTINATION ET EN PROVENANCE  
DES PORTS CANADIENS AU TITRE DU TRANSPORT INTERNATIONAL, SELON L'IMMATRICULATION ET LA RÉGION DU CANADA - 1977

COUNTRY OF REGISTRY						PAYS D'IMMATRICULATION					
ATLANTIC / ATLANTIQUE			GREAT LAKES / GRANDS LACS			PACIFIC / PACIFIQUE			TOTAL / TOTAL		
NUMBER	NET TONS	CARGO TONS	NUMBER	NET TONS	CARGO TONS	NUMBER	NET TONS	CARGO TONS	NUMBER	NET TONS	CARGO TONS
NOMBRE	TONNES NET	TONNES CAR.	NOMBRE	TONNES NET	TONNES CAR.	NOMBRE	TONNES NET	TONNES CAR.	NOMBRE	TONNES NET	TONNES CAR.
<b>ARGENTINA</b>						<b>ARGENTINE</b>					
A	49	350 308				21	129 000	856	70	479 308	5 934 A
D	49	350 308				21	129 000	26 391	70	479 308	90 076 D
<b>BRAZIL</b>						<b>BRESIL</b>					
A	101	527 785	24	108 864	14 298	20	86 594	760	145	723 243	72 552 A
D	100	523 240	24	108 864	3 981	20	86 594	25 287	144	718 698	238 979 D
<b>CHILE</b>						<b>CHILI</b>					
A	11	69 508				2	11 568		13	81 076	3 101 A
D	11	69 508				2	11 568	81	13	81 076	19 354 D
<b>COLOMBIA</b>						<b>COLOMBIE</b>					
A	6	26 180				24	67 620	4 219	30	93 800	4 974 A
D	6	26 180				24	67 620	24 742	30	93 800	36 371 D
<b>ECUADOR</b>						<b>EQUATEUR</b>					
A	5	30 440							5	30 440	32 951 A
D	5	30 440							5	30 440	7 770 D
<b>PARAGUAY</b>						<b>PARAGUAY</b>					
A						1	720		1	720	A
D											D
<b>PERU</b>						<b>PEROU</b>					
A	20	110 457				14	77 148	406	34	187 605	4 881 A
D	20	110 457				14	77 148	42 740	34	187 605	87 319 D
<b>URUGUAY</b>						<b>URUGUAY</b>					
A	3	11 816							3	11 816	A
D	3	11 816							3	11 816	5 369 D
<b>VENEZUELA</b>						<b>VENEZUELA</b>					
A	9	59 402							9	59 402	A
D	9	59 402							9	59 402	32 984 D
<b>BAHAMAS</b>						<b>ILES BAHAMAS</b>					
A	47	195 799							47	195 799	148 A
D	52	204 668							52	204 668	38 168 D
<b>BERMUOA</b>						<b>BERMUDES</b>					
A	201	1 639 121	1	11 082		82	836 524	81 689	284	2 486 727	526 361 A
D	274	1 930 671	1	11 082	16 535	76	782 858	697 799	351	2 724 811	1 299 304 D
<b>LEEW-WIND IS.</b>						<b>I. LEEW-WIND.</b>					
A	6	9 382							8	9 382	1 461 A
D	7	9 072							7	9 072	16 552 D
<b>CUBA</b>						<b>CUBA</b>					
A	50	143 310	7	36 134	32 167	1	1 550		58	180 996	93 023 A
D	50	143 305	7	36 134	31 665	1	1 550	3 558	58	181 069	111 475 D
<b>HONDURAS</b>						<b>HONDURAS</b>					
A	1	172							1	172	A
D	1	172							1	172	D
<b>MEXICO</b>						<b>MEXIQUE</b>					
A	16	31 232				2	11 016	662	18	42 248	808 A
D	16	31 232				2	11 016	21 998	18	42 248	43 258 D
<b>NETH. ANTILLES</b>						<b>ANTILLES NEERL</b>					
A	35	362 525	7	56 093	17 130				42	418 618	263 429 A
D	35	362 525	7	56 093	70 490				42	418 618	379 223 D
<b>PANAMA</b>						<b>PANAMA</b>					
A	235	1 648 697	21	128 249	54 961	233	1 897 017	157 088	485	3 673 965	1 315 837 A
D	235	1 641 789	21	128 249	105 711	232	1 889 891	2 211 094	488	3 659 929	3 216 238 D

TABLE 98. TONNAGE OF CARGOES, AND NUMBER AND REGISTERED NET TONNAGE OF VESSELS, ARRIVING AT AND DEPARTING FROM CANADIAN PORTS IN INTERNATIONAL SEABORNE SHIPPING, BY REGISTRY AND CANADIAN REGION - 1977  
 TABLEAU 98. TONNAGE DES MARCHANDISES, ET NOMBRE ET JAUGE NETTE ENREGISTREE DES NAVIRES, A DESTINATION ET EN PROVENANCE DES PORTS CANADIENS AU TITRE DU TRANSPORT INTERNATIONAL, SELON L'IMMATRICULATION ET LA REGION DU CANADA - 1977

COUNTRY OF REGISTRY												PAYS D'IMMATRICULATION			
ATLANTIC / ATLANTIQUE				GREAT LAKES / GRANDS LACS				PACIFIC / PACIFIQUE				TOTAL / TOTAL			
NUMBER	NET TONS	CARGO TONS		NUMBER	NET TONS	CARGO TONS		NUMBER	NET TONS	CARGO TONS		NUMBER	NET TONS	CARGO TONS	
NOMBRE	TONNES	NET TONNES	CAR.	NOMBRE	TONNES	NET TONNES	CAR.	NOMBRE	TONNES	NET TONNES	CAR.	NOMBRE	TONNES	NET TONNES	CAR.
CANADA												CANADA			
A	1,077	3 696 132	4 538 140	3,269	21 115 147	20 904 209		3,542	3 378 764	1 280 313		7,909	28 395 045	26 222 372	A
D	1,679	9 383 570	17 076 816	3,740	15 404 547	4 860 888		3,541	3 368 232	2 903 609		7,900	28 376 349	24 641 108	D
ST-PIERRE-MIQ.												ST-PIERRE-MIQ.			
A	173	29 711	429									173	29 711	429	A
D	173	29 711	8 707									173	29 711	8 707	D
UNITED STATES												ETATS-UNIS			
A	481	1 845 471	411 957	1,379	2 203 795	593 411		1,876	3 106 489	172 604		3,736	7 152 755	2 177 972	A
D	479	1 845 267	2 072 979	1,368	2 193 445	3 295 369		1,873	3 102 908	890 875		3,720	7 141 620	6 259 223	D
GRAND TOTAL												TOTAL GLOBAL			
A	9,402	66 737 305	31 780 830	5,279	26 842 632	22 779 575		8,693	38 686 809	4 321 815		23,374	132 266 746	58 882 220	A
D	10,073	72 623 362	73 061 432	4,717	21 120 968	9 988 541		8,666	38 402 790	36 720 076		23,456	132 147 120	119 770 049	D





APPENDIX - A - APPENDICE

Tonnage of Cargoes, and Number and Registered Net Tonnage of Vessels, Arriving at and Departing from Canadian Ports in International Seaborne Shipping, 1925 - 1977  
(Short Tons and Metric Tonnes)


Tonnage des marchandises, et nombre et jauge nette enregistrée des navires, à destination et en provenance des ports canadiens au titre du transport international, 1925 - 1977  
(Tonnes courtes et tonnes métriques)

Year ended March 31 - Année finissant le 31 mars:	Arrived - Entrées				Departed - Départs			
	Vessels - Navires		Cargo unloaded Cargaisons déchargées	Cargo unloaded Cargaisons déchargées	Vessels - Navires		Cargo loaded Cargaisons chargées	Cargo loaded Cargaisons chargées
	Number Nombre	Registered net tons Jauge nette au registre			Number Nombre	Registered net tons Jauge nette au registre		
			short tons tonnes courtes	metric tonnes métriques			short tons tonnes courtes	metric tonnes métriques
1925	66,848	38,086,484	4,410,225	4 000 889	67,431	39,852,567	11,446,037	10 383 670
1926	47,225	37,314,819	6,351,872	5 762 321	48,409	38,292,008	12,550,049	11 385 213
1927	51,258	38,086,377	5,856,591	5 313 010	51 549	39,244,282	13,416,550	12 171 289
1928	55,976	40,986,479	7,024,759	6 372 754	56,545	42,817,318	15,666,843	14 212 721
1929	59,851	46,451,909	7,155,130	6 491 025	61,332	47,283,318	18,044,626	16 369 809
1930	76,325	44,706,351	8,471,107	7 684 859	77,485	44,732,438	12,293,589	11 152 556
1931	61,400	45,834,452	7,814,115	7 088 846	61,686	45,077,424	10,841,436	9 835 185
1932	54,439	42,219,423	6,820,915	6 187 830	54,870	41,215,974	10,699,016	9 705 984
1933	49,329	37,758,443	6,570,607	5 960 754	40,107	38,514,032	11,802,594	10 707 133
1934	47,829	40,928,513	7,667,915	6 956 215	48,564	41,696,859	11,216,873	10 175 776
1935	48,362	43,285,141	9,099,787	8 255 188	48,658	43,149,678	11,205,726	10 165 664
1936	52,383	43,367,773	10,025,922	9 095 363	52,753	44,155,734	12,296,678	11 155 359
1937	56,972	46,709,186	11,142,357	10 108 176	57,895	47,877,560	25,791,269	23 397 446
1938	42,582	45,603,055	12,698,849	11 520 202	43,317	45,766,211	13,822,060	12 539 162
1939	43,601	44,775,116	10,422,537	9 455 167	45,513	47,052,371	17,267,794	15 665 079
1940	46,241	46,666,396	11,065,128	10 038 115	47,411	48,696,321	16,708,368	15 157 576
1941	25,122	32,579,900	26,966,260	24 463 380	26,582	34,889,700	19,280,390	17 490 876
Year ended December 31 - Année finissant le 31 décembre:								
1941	26,293	31,452,400	29,898,940	27 123 862	27,058	33,313,400	17,462,110	15 841 360
1942	24,066	25,640,763	27,106,229	24 590 357	25,121	27,812,332	13,624,322	12 359 777
1943	22,901	26,345,562	27,863,754	25 277 572	23,530	28,504,987	16,524,137	14 990 445
1944	23,786	28,356,681	27,656,003	25 089 104	24,892	30,853,811	18,955,983	17 196 578
1945	24,431	29,655,984	24,529,346	22 252 648	26,374	33,511,617	22,333,887	20 260 961
1946	26,461	30,367,071	26,440,236	23 986 179	28,004	34,144,608	19,272,394	17 483 622
1947	27,868	35,926,095	32,851,254	29 802 156	29,776	40,784,955	21,706,754	19 692 036
1948	31,138	39,443,055	36,844,187	33 424 484	33,511	44,329,334	20,440,955	18 543 722
1949 <sup>1</sup>	30,565	40,088,377	28,319,334	25 690 868	32,562	44,256,743	22,441,732	20 358 797
1950	31,420	42,816,949	36,961,181	33 530 619	33,503	47,340,150	21,227,930	19 257 654
1951	32,304	47,508,342	38,269,394	34 717 410	34,561	52,750,461	27,279,799	24 747 817
1952	33,783	52,156,098	38,756,060	35 158 906	33,908	53,023,949	32,564,915	29 542 394
1953	34,400	56,589,078	38,691,877	35 100 680	37,146	61,962,634	32,202,205	29 213 349
1954	34,079	54,767,687	32,274,166	29 278 631	36,227	59,578,143	30,730,355	27 878 109
1955	34,432	58,018,365	35,880,782	32 550 498	35,426	60,306,168	39,502,714	35 836 259
1956	35,315	63,105,100	40,554,312	36 790 253	37,273	67,415,232	49,373,132	44 790 552
1957	35,357	66,160,527	38,818,102	35 215 190	37,278	68,833,162	49,095,493	44 538 682
1958	30,710	57,738,034	31,133,694	28 244 012	32,145	60,077,872	40,298,882	36 558 531
1959	33,251	67,526,464	34,554,388	31 347 213	34,728	70,583,802	50,455,303	45 772 281
1960	33,397	74,805,070	39,094,315	35 465 766	34,776	77,675,892	50,554,086	45 861 895
1961	31,832	77,140,524	39,187,355	35 550 170	33,045	79,846,741	53,760,748	48 770 930
1962 <sup>2</sup>	30,269	81,942,501	41,885,319	37 997 722	31,421	84,043,899	60,269,779	54 675 824
1963	29,169	87,385,238	46,208,223	41 919 395	29,847	88,203,823	68,377,888	62 031 376
1964	29,809	92,799,912	47,578,260	43 162 271	30,685	96,010,491	83,510,707	75 759 639
1965	28,792	98,128,231	53,644,740	48 665 690	29,734	101,325,918	82,145,421	74 521 072
1966	28,871	99,852,760	53,020,249	48 099 161	29,665	102,317,319	83,987,072	76 191 790
1967	27,025	97,488,757	50,234,931	45 572 363	27,696	99,952,942	80,025,191	72 597 632
1968	26,761	102,055,092	54,129,869	49 105 791	27,237	102,721,574	86,711,306	78 663 174
1969	25,082	98,632,758	57,040,831	51 746 571	25,479	98,758,177	77,637,819	70 431 845
1970	25,384	108,575,133	58,781,126	53 325 340	25,888	109,045,607	105,608,960	95 806 837
1971	24,970	114,252,881	60,857,110	55 208 642	25,269	114,308,154	105,697,016	95 886 720
1972	24,771	121,535,914	68,360,673	62 015 759	24,967	121,840,084	109,115,679	98 988 079
1973	23,436	121,466,828	72,708,223	65 959 790	23,655	122,999,331	123,937,304	112 434 031
1974	20,992	112,832,551	66,930,216	60 718 071	21,280	114,342,744	116,966,358	106 110 095
1975	20,225	115,591,697	70,301,035	63 776 026	20,297	115,762,581	112,925,698	102 444 470
1976	21,898	124,070,721	62,253,074	56 475 039	22,028	124,431,056	126,562,025	114 815 138
1977	23,376	132,270,213	64,905,985	58 882 220	23,459	132,155,029	132,023,109	119 770 049

<sup>1</sup> Data for Newfoundland included from April 1, 1949. - Y compris les données pour Terre-Neuve à partir du 1<sup>er</sup> avril 1949.

<sup>2</sup> Prior to 1962 fishing vessels are included. - Avant 1962 les bateaux de pêche inclus.

Note: Cargo data for years 1925 - 1940 exclude Canada-United States trade via the Great Lakes. - Nota: Les données de cargaison pour les années 1925 - 1940 exclus le commerce entre les États-Unis et le Canada dans les Grand Lacs.



## APPENDIX – B – APPENDICE

### List of Countries and Geographic Areas – Liste des pays et des régions

#### Western Europe

##### Commonwealth countries

United Kingdom  
Gibraltar  
Malta and Gozo

##### Other countries

Austria  
Belgium and Luxembourg  
Denmark  
Finland  
France – Atlantic  
France – Mediterranean  
Germany, West  
Greece  
Iceland  
Ireland  
Italy  
Netherlands  
Norway  
Portugal  
Spain  
Sweden  
Switzerland

#### Eastern Europe

Albania  
Bulgaria  
Czechoslovakia  
Germany, East  
Hungary  
Poland  
Roumania  
U.S.S.R. – Europe  
Yugoslavia

#### Middle East

##### Commonwealth countries

Yemen, P.D.R.  
Bahrain  
Cyprus  
Qatar  
Emirates, U.A.

##### Other countries

Ethiopia  
Iran  
Iraq  
Israel  
Jordan  
Kuwait  
Lebanon  
Libya  
Saudi Arabia

#### Europe Occidentale

##### Pays du Commonwealth

Royaume-Uni  
Gibraltar  
Malte et Gozzo

##### Autres pays

Autriche  
Belgique et Luxembourg  
Danemark  
Finlande  
France – Atlantique  
France – Méditerranéenne  
Allemagne, Ouest  
Grèce  
Islande  
Irlande  
Italie  
Pays-Bas  
Norvège  
Portugal  
Espagne  
Suède  
Suisse

#### Europe Orientale

Albanie  
Bulgarie  
Tchécoslovaquie  
Allemagne, Est  
Hongrie  
Pologne  
Roumanie  
U.R.S.S. – Europe  
Yougoslavie

#### Moyen-Orient

##### Pays du Commonwealth

Yémen, R.D.P.  
Bahrein  
Chypre  
Qatar  
Emirats, A.U.

##### Autres pays

Éthiopie  
Iran  
Irak  
Israël  
Jordanie  
Koweït  
Liban  
Libye  
Arabie Saoudite



List of Countries and Geographic Areas -- Continued -- Liste des pays et des régions -- suite

**Middle East -- Concluded**

Other countries -- Concluded

Somalia  
Sudan  
Turkey  
Egyptian A.R.  
Syria

**Other Africa**

Commonwealth and Preferential countries

Gambia, The  
Ghana  
Kenya  
Malawi  
Mauritius and Dependencies  
Nigeria  
Rhodesia  
Sierra Leone  
Tanzania  
Uganda  
South Africa  
Zambia  
British Africa, n.e.s.

Other countries

Algeria  
Angola  
Cameroon  
Zaire  
Benin  
French Africa, n.e.s.  
Gabon  
Guinea  
Ivory Coast  
Liberia  
Madagascar  
Morocco  
Mozambique  
Portuguese Africa, n.e.s.  
Senegal  
Spanish Africa  
Togo  
Tunisia

**Other Asia**

Commonwealth countries

Bangladesh  
Sri Lanka (Ceylon)  
Hong Kong  
India  
Malaysia  
Pakistan  
Singapore

**Moyen-Orient -- Concluded**

Autres pays -- fin

Somalie  
Soudan  
Turquie  
Égypte R.A.  
Syrie

**Autres pays d'Afrique**

Pays du Commonwealth et préférentiel

Gambie, La  
Ghana  
Kenya  
Malawi  
Maurice (île) et dépendances  
Nigéria  
Rhodésie  
Sierra Leone  
Tanzanie  
Ouganda  
Afrique du Sud  
Zambie  
Afrique du Commonwealth, n.d.a.

Autres pays

Algérie  
Angola  
Cameroun  
Zaire  
Benin  
Afrique française, n.d.a.  
Gabon  
Guinée  
Côte-d'Ivoire  
Libéria  
Madagascar  
Maroc  
Mozambique  
Afrique portugaise, n.d.a.  
Sénégal  
Afrique espagnole  
Togo  
Tunisie

**Autres pays d'Asie**

Pays du Commonwealth

Bangladesh  
Sri Lanka (Ceylan)  
Hong-Kong  
Inde  
Malaisie  
Pakistan  
Singapour

List of Countries and Geographic Areas – Continued – Liste des pays et des régions – suite

Other Asia – Concluded

Other countries

Afghanistan  
Burma  
Kampuchea  
People's Republic of China  
Indonesia  
Japan  
North Korea  
South Korea  
Philippines  
Portuguese Asia  
Taiwan  
Thailand  
U.S.S.R. – Pacific  
Socialist Republic of Viet-Nam

Oceania

Commonwealth countries

Australia  
Fiji  
New Zealand  
British Oceania, n.e.s.

Other countries

French Oceania  
United States Oceania

South America

Commonwealth countries

Falkland Islands  
Guyana

Other countries

Argentina  
Bolivia  
Brazil  
Chile  
Colombia  
Ecuador  
French Guiana  
Paraguay  
Peru  
Surinam  
Uruguay  
Venezuela

Central America and Antilles

Commonwealth countries

Bahamas  
Bermuda  
Belize  
Barbados  
Jamaica  
Leeward and Windward Islands  
Trinidad and Tobago

Autres pays d'Asie – fin

Autres pays

Afghanistan  
Birmanie  
Kampuchea Dem.  
République populaire de Chine  
Indonésie  
Japon  
Corée du Nord  
Corée du Sud  
Philippines  
Asie portugaise  
Taiwan  
Thaïlande  
U.R.S.S. – Pacifique  
République socialiste du Viêt-Nam

Océanie

Pays du Commonwealth

Australie  
Fidji  
Nouvelle-Zélande  
Océanie britannique n.d.a.

Autres pays

Océanie française  
Océanie des États-Unis

Amérique du Sud

Pays du Commonwealth

Îles Falkland  
Guyane

Autres pays

Argentine  
Bolivie  
Brésil  
Chili  
Colombie  
Équateur  
Guyane française  
Paraguay  
Pérou  
Surinam  
Uruguay  
Vénézuéla

Amérique Centrale et Antilles

Pays du Commonwealth

Îles Bahamas  
Bermudes  
Belize  
Barbade  
Jamaïque  
Îles sous-le-Vent et du Vent  
Trinidad et Tobago

List of Countries and Geographic Areas - Continued - Liste des pays et des régions - suite

Central America and Antilles - Concluded

Other countries

Costa Rica  
Cuba  
Dominican Republic  
El Salvador  
French West Indies  
Guatemala  
Haiti  
Honduras  
Mexico  
Netherlands Antilles  
Nicaragua  
Panama  
Puerto-Rico  
United States Virgin Islands

North America

Canada  
Greenland  
St. Pierre and Miquelon

United States Ports

Hawaii

Ketchikan, Alaska  
Skagway, Alaska  
Other Alaska ports

Anacortes, Wash.  
Bellingham, Wash.  
Everett, Wash.  
Friday Harbour, Wash.  
Long Beach, Cal.  
Los Angeles, Cal.  
Port Angeles, Wash.  
Portland, Oreg.  
Port Townsend, Wash.  
San Francisco, Cal.  
Seattle, Wash.  
Tacoma, Wash.  
Other U.S. Pacific ports

Ashland, Wisc.  
Allouez, Mich.  
Duluth, Min.  
Marquette, Mich.  
Silver Bay, Min.  
Superior, Wisc.  
Taconite, Min.  
Other U.S. Lake Superior ports

Bay City, Mich.  
Calcite, Mich.  
Drummond Island, Mich.  
Saginaw, Mich.  
Stoneport, Mich.  
Other U.S. Lake Huron ports

Amérique Centrale et Antilles - fin

Autres pays

Costa-Rica  
Cuba  
République Dominicaine  
Salvador  
Antilles françaises  
Guatemala  
Haiti  
Honduras  
Mexique  
Antilles néerlandaises  
Nicaragua  
Panama  
Porto-Rico  
Îles Vierges (État-Unis)

Amérique du Nord

Canada  
Groënland  
Saint-Pierre-et-Miquelon

Ports des États-Unis

Hawaii

Ketchikan, Alaska  
Skagway, Alaska  
Autres ports d'Alaska

Anacortes, Wash.  
Bellingham, Wash.  
Everett, Wash.  
Friday Harbour, Wash.  
Long Beach, Cal.  
Los Angeles, Cal.  
Port Angeles, Cal.  
Portland, Oreg.  
Port Townsend, Wash.  
San Francisco, Cal.  
Seattle, Wash.  
Tacoma, Wash.  
Autres ports du Pacifique (É.-U.)

Ashland, Wisc.  
Allouez, Mich.  
Duluth, Min.  
Marquette, Mich.  
Silver Bay, Min.  
Superior, Wisc.  
Taconite, Min.  
Autres ports du lac Supérieure (É.-U.)

Bay City, Mich.  
Calcite, Mich.  
Drummond Island, Mich.  
Saginaw, Mich.  
Stoneport, Mich.  
Autres ports du lac Huron (É.-U.)



List of Countries and Geographic Areas - Continued - Liste des pays et des régions - suite

North America - Continued

United States Ports - Continued

Buffington Harbour, Ind.  
Calumet Harbour, Ind.  
Chicago, Ill.  
Escanaba, Mich.  
Gary, Ind.  
Grand Haven, Mich.  
Indiana Harbour, Ind. (including Whiting and East Chicago)  
Ludington, Mich.  
Milwaukee, Wisc.  
Muskegon, Mich.  
Other U.S. Lake Michigan ports  
Detroit, Mich.  
Trenton, Mich.  
Other U.S. Lake St. Clair and St. Clair River ports  
Ashtabula, Ohio  
Buffalo, N.Y.  
Cleveland, Ohio  
Conneaut, Ohio  
Erie, Pa.  
Fairport, Ohio  
Huron, Ohio  
Lackawana, N.Y.  
Lorain, Ohio  
Marblehead, Ohio  
Sandusky, Ohio  
Toledo, Ohio  
Other U.S. Lake Erie ports  
Oswego, N.Y.  
Rochester, N.Y.  
Sodus Point, N.Y.  
Other U.S. Lake Ontario ports  
Ogdensburg, N.Y.  
New York Barge Canal ports  
Other U.S. St. Lawrence River ports  
Baltimore, Md.  
Boston, Mass.  
Brunswick, Ga.  
Burlington, N.J.  
Burnside, La.  
Camden, N.J.  
Corpus Christi, Texas  
Edgewater, N.J.  
Houston, Texas  
Jacksonville, Fla.  
Mobile, Ala.  
Morrisville, Pa.  
New Haven, Conn.  
New Orleans, La.  
New York, N.Y.  
Newport News, Va.  
Norfolk, Va.

Amérique du Nord - suite

Ports des États-Unis - suite

Buffington Harbour, Ind.  
Calumet Harbour, Ind.  
Chicago, Ill.  
Escanaba, Mich.  
Gary, Ind.  
Grand Haven, Mich.  
Indiana Harbour, Ind. (Whiting et East Chicago inclus)  
Ludington, Mich.  
Milwaukee, Wisc.  
Muskegon, Mich.  
Autres ports du lac Michigan (É.-U.)  
Détroit, Mich.  
Trenton, Mich.  
Autres ports du lac St. Clair et de la rivière St. Clair  
Ashtubula, Ohio  
Buffalo, N.Y.  
Cleveland, Ohio  
Conneaut, Ohio  
Érié, Pa.  
Fairport, Ohio  
Huron, Ohio  
Lackawana, N.Y.  
Lorain, Ohio  
Marblehead, Ohio  
Sandusky, Ohio  
Toledo, Ohio  
Autres ports du lac Érié (É.-U.)  
Oswego, N.Y.  
Rochester, N.Y.  
Sodus Point, N.Y.  
Autres ports du lac Ontario (É.-U.)  
Ogdensburg, N.Y.  
Ports de la voie maritime de New York  
Autres ports du St. Laurent (É.-U.)  
Baltimore, Md.  
Boston, Mass.  
Brunswick, Ga.  
Burlington, N.J.  
Burnside, La.  
Camden, N.J.  
Corpus Christi, Texas  
Edgewater, N.J.  
Houston, Texas  
Jacksonville, Fla.  
Mobile, Ala.  
Morrisville, Pa.  
New Haven, Conn.  
New Orleans, La.  
New York, N.Y.  
Newport News, Va.  
Norfolk, Va.

**List of Countries and Geographic Areas -- Concluded -- Liste des pays et des régions -- fin**

**North America -- Concluded**

**United States Ports -- Concluded**

Philadelphia, Pa.  
Port Newark, N.J.  
Portland, Maine  
Portsmouth, Va.  
Savannah, Ga.  
Tampa, Fla.  
Wilmington, Del.  
Other U.S. East Coast and Gulf ports  
Hudson River ports

**Amérique du Nord -- fin**

**Ports des États-Unis -- fin**

Philadelphia, Pa.  
Port Newark, N.J.  
Portland, Maine  
Portsmouth, Va.  
Savannah, Ga.  
Tampa, Fla.  
Wilmington, Del.  
Autres ports de la côte est et du Golfe (É.-U.)  
Ports de la rivière Hudson

## APPENDIX – C – APPENDICE

### List of Commodities – Marchandises

#### LIVE ANIMALS

Cattle  
Live animals, n.e.s.

#### FOOD, FEED, BEVERAGES AND TOBACCO

##### Meat and meat preparations

Meat, fresh, chilled or frozen  
Meat, cured  
Meat and meat preparations, n.e.s.

##### Fish and marine animals

Fish, fresh, chilled or frozen  
Fish, smoked, salted, dried or pickled  
Fish, canned  
Lobster  
Shell fish, n.e.s., meat of marine animals; and other fishery foods and feeds

##### Dairy produce, eggs and honey

Butter  
Cheese  
Milk powder  
Dairy produce, n.e.s., eggs and honey

##### Grain, flour, meal and cereal preparations

Barley  
Corn  
Oats  
Rye  
Wheat  
Cereals, unmilled, n.e.s.  
Corn meal and flour  
Corn starch  
Malt and malt flour  
Wheat flour  
Cereals, milled, n.e.s.  
Bakery products, including those frozen  
Macaroni and cereal products, and farinaceous substances and flour for use as food

##### Fruits and fruit preparations

Apples (including crab-apples)  
Bananas and plantains  
Fresh or chilled fruits and berries, n.e.s.  
Frozen fruits and berries  
Dried and dehydrated fruits  
Fruit juices, unfermented, not concentrated, and fruit juice concentrates  
Fruit pulp and purée (not canned)  
Fruits, preserved, not canned, n.e.s.  
Fruits and preparations, canned (excluding infant foods)

#### ANIMAUX VIVANTS

Bovins  
Animaux vivants, n.d.a.

#### ALIMENTS, ALIMENTS POUR ANIMAUX, BOISSONS ET TABACS

##### Viandes et préparations de viande

Viandes fraîches, refroidies ou congelées  
Viandes salées ou fumées  
Viandes et préparations de viande, n.d.a.

##### Poisson et animaux marins

Poisson frais, refroidi ou congelé  
Poisson fumé, salé, séché ou mariné  
Poisson, en boîtes  
Homard  
Coquillages, n.d.a., viande d'animaux marins; et autres aliments de poisson et aliments de poisson pour animaux

##### Produits laitiers, oeufs et miel

Beurre  
Fromage  
Lait en poudre  
Produits laitiers, n.d.a., oeufs et miel

##### Céréales, farine, et préparations de céréales

Orge  
Maïs  
Avoine  
Seigle  
Blé  
Céréales, non moulues, n.d.a.  
Semoule et farine de maïs  
Fécule de maïs  
Malt et farine de malt  
Farine de blé  
Céréales moulues, n.d.a.  
Produits de boulangerie, y compris produits congelés  
Pâtes alimentaires et produits céréaliers, substances farineuses et farine utilisées comme aliments

##### Fruits et préparations de fruits

Pommes (y compris pommettes)  
Bananes et bananes des Antilles  
Baies et fruits frais ou refroidis, n.d.a.  
Baies et fruits congelés  
Fruits séchés ou déhydratés  
Jus de fruits, non fermentés, non concentrés et concentrés de jus de fruits  
Pulpe et purée de fruits (non en boîtes)  
Fruits, conservés, mais non en boîtes, n.d.a.  
Fruits et préparations, en boîtes (sauf aliments pour bébés)



List of Commodities - Continued - Marchandises - suite

**FOOD, FEED, BEVERAGES AND TOBACCO -**  
Continued

**Nuts, except oil nuts**

Peanuts, roasted or otherwise prepared  
Nuts, except oil nuts, n.e.s.

**Vegetables and vegetable preparations**

Potatoes  
Vegetables, fresh or chilled, n.e.s.  
Vegetables, frozen  
Vegetables, dried  
Vegetables and vegetable preparations, n.e.s.

**Sugar and sugar preparations**

Raw sugar  
Sugar, n.e.s.  
Molasses, crude  
Molasses, refined  
Syrup  
Sugar preparations (including confectionery)

**Cocoa, coffee, tea and spices**

Cocoa and chocolate  
Coffee  
Tea  
Spices  
Vinegar

**Margarine, shortening and lard**

Margarine and similar products  
Shortening  
Lard

**Miscellaneous foods, food materials and food preparations**

Sausage skins or casings  
Miscellaneous foods, food materials and food preparations, n.e.s.

**Fodder and feed, except unmilled cereals**

Hay, forage and straw  
Hulls, screenings, chaff and scourings  
Wheat bran, shorts and middlings  
Ground cereals and by-products, n.e.s.  
Cottonseed oil meal and cake  
Soyabean oil meal and cake  
Oil seed meals and cake, n.e.s.  
Brewers' and distillers' grains and solubles  
Feeds of vegetable origin, n.e.s.  
Feeds of animal origin  
Concentrated and complete feeds

**Beverages**

Non-alcoholic beverages  
Ale, beer, stout and porter  
Wines  
Fermented alcoholic beverages, n.e.s.  
Distilled alcoholic beverages

**ALIMENTS, ALIMENTS POUR ANIMAUX, BOISSONS ET TABACS - suite**

**Noix, sauf noix oléagineuses**

Cachuètes, grillées ou autrement préparées  
Noix, sauf noix oléagineuses, n.d.a.

**Légumes et préparations de légumes**

Pommes de terre  
Légumes, frais ou refroidis, n.d.a.  
Légumes, congelés  
Légumes, séchés  
Légumes et préparations de légumes, n.d.a.

**Sucre et préparations à base de sucre**

Sucre brut  
Sucre, n.d.a.  
Mélasse, brute  
Mélasse, raffinée  
Sirop  
Préparations à base de sucre (y compris confiserie)

**Cacao, café, thé et épices**

Cacao et chocolat  
Café  
Thé  
Épices  
Vinaigre

**Margarine, shortening et saindoux**

Margarine et produits semblables  
Shortening  
Saindoux

**Aliments divers, matières nutritives et préparations alimentaires**

Enveloppes et boyaux à saucisses  
Aliments divers, matières nutritives et préparations alimentaires, n.d.a.

**Fourrage et aliments pour animaux, sauf céréales non moulues**

Foin, fourrages et paille  
Écalures, criblures, rebuts et impuretés  
Son, remoulage et issues de blé  
Céréales moulues et sous-produits, n.d.a.  
Tourteau et farine de graine de coton  
Tourteau et farine de graine de soya  
Tourteau de farine de graine oléagineuses, n.d.a.  
Grains et solubles de brasserie et de distillerie  
Aliments pour animaux d'origine végétale, n.d.a.  
Aliments pour animaux d'origine animale  
Aliments pour animaux concentrés et complets

**Boissons**

Boissons non alcooliques  
Ale, bière, porter et stout  
Vins  
Boissons alcooliques fermentées, n.d.a.  
Boissons alcooliques distillées

List of Commodities - Continued - **Marchandises** - suite

**FOOD, FEED BEVERAGES AND TOBACCO -**

Concluded

**Tobacco**

Cigarettes  
Tobacco, n.e.s.

**CRUDE MATERIALS, INEDIBLE**

**Crude animal products, inedible (except fibres)**

Raw hides and skins and undressed fur skins  
Crude animal products, inedible (except fibres),  
n.e.s.

**Crude vegetable products, inedible (except tobacco,  
fibres and wood)**

Seeds for sowing, n.e.s.  
Flaxseed  
Mustard seed  
Rapeseed  
Soya beans  
Oil seeds, oil nuts and oil kernels, n.e.s.  
Nursery and greenhouse stock and related materials

Rubber and allied gums, natural, and natural gums  
and resins

Crude vegetable products, inedible (except tobacco,  
fibres and wood), n.e.s.

**Crude wood materials**

Logs  
Bolts and round timber  
Pulpwood  
Crude wood materials, n.e.s.

**Textile and related fibres (including waste)**

Wool and fine animal hair suitable for spinning  
Textile and related fibres (including waste), n.e.s.

**Metallic ores, concentrates, scrap metals and by-pro-  
ducts (alternative classification)**

Alumina and bauxite ore  
Copper ore and concentrates and matte and precipi-  
tates  
Iron ore, crude, and concentrates, calcined, roasted  
or treated  
Lead ore and concentrates  
Manganese ore  
Nickel-copper ore, nickel-copper matte or speiss,  
and nickel concentrates  
Titanium ore  
Zinc ore and concentrates  
Ores, concentrates and precipitates, n.e.s.  
Iron and steel scrap  
Non-ferrous and precious metal scrap  
Slags, drosses and other by-products

**ALIMENTS, ALIMENTS POUR ANIMAUX, BOISSONS  
ET TABACS - fin**

**Tabacs**

Cigarettes  
Tabacs, n.d.a.

**MATIÈRES BRUTES NON COMESTIBLES**

**Produits bruts d'origine animale, non comestibles (sauf  
fibres)**

Peaux et cuirs bruts et pelleteries non apprêtées  
Produits bruts d'origine animale, non comestibles (sauf  
fibres), n.d.a.

**Produits bruts d'origine végétale, non comestibles (sauf  
tabacs, fibres et bois)**

Graines de semence, n.d.a.  
Graine de lin  
Graine de moutarde  
Graine de colza  
Fèves de soya  
Graines, noix et amandes oléagineuses, n.d.a.  
Produits de pépinière et de culture de serre et matières  
connexes  
Caoutchouc et gommés semblables, naturels et gommés  
et résines naturelles  
Produits bruts d'origine végétale, non comestibles (sauf  
tabacs, fibres et bois), n.d.a.

**Matières en bois brut**

Billes  
Billots et bois ronds  
Bois à pâte  
Matières en bois brut, n.d.a.

**Textiles et fibres connexes (y compris déchets)**

Laine et poil fin d'animal pouvant être filés  
Textiles et fibres connexes (y compris déchets), n.d.a.

**Minerais de métaux, concentrés, déchets de métaux et  
sous-produits (1<sup>re</sup> possibilité de classification)**

Alumine et minerai de bauxite  
Minerai, concentrés, matte et précipités de cuivre  
Minerai de fer brut et concentrés calcinés, grillés ou  
traités  
Minerai et concentrés de plomb  
Minerai de manganèse  
Minerai de nickel et de cuivre, matte ou speiss de nickel  
et de cuivre et concentrés de nickel  
Minerai de titane  
Minerai et concentrés de zinc  
Minerais, concentrés et précipités, n.d.a.  
Déchets de fer et d'acier  
Déchets de métaux non ferreux et précieux  
Scories, crasses et autres sous-produits



List of Commodities - Continued - Marchandises - suite

**CRUDE MATERIALS, INEDIBLE - Concluded**

**Coal, crude petroleum and related crude products**

- Coal, bituminous, sub-bituminous, and lignite
- Coal, n.e.s.
- Crude petroleum, petroleum tops and natural gasoline
- Natural gas and other crude bituminous substances

**Crude non-metallic minerals (except coal and petroleum)**

- Asbestos, unmanufactured, crude and fibre
- Bentonite
- China clay
- Dolomite
- Clay and other crude refractory materials, n.e.s.
- Sand and gravel
- Limestone
- Crushed stone, including stone refuse (excluding limestone flux and crushed limestone)
- Stone, crude, n.e.s.
- Water and ice
- Barytes, natural
- Fluorspar
- Gypsum
- Phosphate rock
- Salt
- Sulphur in ores, crude and refined (excluding pharmaceutical grade)
- Crude non-metallic minerals (except coal and petroleum), n.e.s.

**Waste and scrap materials, n.e.s.**

- Cotton and textile rags and waste
- Hogged fuel (wood)
- Waste and scrap materials, n.e.s.

**FABRICATED MATERIALS, INEDIBLE**

**Leather**

- Leather
- Furs, dressed
- Rubber fabricated materials

**Wood fabricated materials**

- Lumber and timber
- Flooring
- Railway ties
- Shingles and shakes
- Lath of wood
- Other sawmill products, n.e.s.
- Veneer, plywood and wood building boards
- Cooperage stock and box, crate and package shook

Wood fabricated materials, n.e.s.

**Pulp**

- Pulp

**MATIÈRES BRUTES NON COMESTIBLES - fin**

**Charbon, pétrole brut et produits bruts connexes**

- Charbon bitumineux, sous-bitumineux et lignite
- Charbon, n.d.a.
- Pétrole brut, produits de tête et essence naturelle

Gaz naturel et autres substances bitumineuses brutes

**Minéraux bruts non métalliques (sauf charbon et pétrole)**

- Amiante, non fabriqué, brut et en fibres
- Bentonite
- Kaolin
- Dolomite
- Argile et autres matières réfractaires brutes, n.d.a.
- Sable et gravier
- Pierre à chaux
- Pierre concassée, y compris rebuts de pierre (non compris castine et pierre à chaux concassée)
- Pierre brute, n.d.a.
- Eau et glace
- Barytine, naturelle
- Fluorine
- Gypse
- Roche phosphatée
- Sel
- Soufre dans les minerais, brut ou raffiné (sauf qualité pharmaceutique)
- Minéraux bruts non métalliques (sauf charbon et pétrole), n.d.a.

**Matières de rebut et déchets, n.d.a.**

- Chiffons et déchets de textile et de coton
- Bois débité en copeaux (combustible)
- Matières de rebut et de déchet, n.d.a.

**MATIÈRES TRAVAILLÉES, NON COMESTIBLES**

**Cuir**

- Cuir
- Fourrures apprêtées
- Demi-produits en caoutchouc

**Demi-produits en bois**

- Bois d'oeuvre et bois de construction
- Revêtements de parquetage
- Traverses de voie ferrée
- Bardeaux et bardeaux fendus
- Latte de bois
- Autres sciages, n.d.a.
- Placage, contreplaqué et planches de construction
- Demi-produits de tonnellerie et planchages à boîtes, cageots et emballages
- Demi-produits en bois, n.d.a.

**Pâte**

- Pâte



List of Commodities - Continued - Marchandises -- suite

**FABRICATED MATERIALS, INEDIBLE - Continued**

**Paper and paperboard**

Newsprint paper  
Paper, n.e.s.  
Paperboard  
Building paper and building board (excluding wood, plastic and gypsum board)  
Wet machine board and converted paper

**Textile fabricated materials**

Cordage, twine and rope (excluding braided cords and threads)  
Jute broad woven fabrics  
Textile fabricated materials, n.e.s.

**Oils, fats, waxes, extracts and derivatives, animal and vegetable**

Animal oils and fats (excluding marine)  
  
Fish and marine animal oils  
Soyabean oil  
Vegetable oils and fats, excluding essential oils, n.e.s.  
Oils, fats, waxes, extracts and derivatives, animal and vegetable, n.e.s.

**Chemicals and related products**

Sulphuric acid (including oleum)  
Metallic salts and peroxy salts, of inorganic acids  
Inorganic chemicals, n.e.s.  
Glycol  
Organic chemicals, n.e.s.  
Explosives, fuses and caps  
Potash  
Fertilizers and fertilizer materials, n.e.s.  
Agricultural chemicals, formulated (crop and seed treatments and herbicides); other insecticides and rodenticides; and adhesives  
Synthetic rubber (including rubber compounds and reclaimed rubber)  
Plastic materials, not shaped, and plastics basic shapes and forms  
Dyestuffs (excluding dyeing extracts); pigments, lakes and toners (excluding those in chemicals); and paints and related products  
Chemical specialties, industrial, n.e.s.

**Petroleum and coal products**

Gasoline  
Fuel oil  
Lubricating oils and greases  
Coke of petroleum and coal  
Asphalts and road oils  
Coal tar and coal pitch  
Petroleum and coal products, n.e.s.

**MATIÈRES BRUTES NON COMESTIBLES - suite**

**Papier et carton**

Papier journal  
Papier, n.d.a.  
Carton  
Plaques de construction, papier et carton (sauf planches en bois, en plastique ou en gypse)  
Carton en pâte pressé et papier transformé

**Ouvrages en matières textiles**

Cordage, ficelle et corde (sauf cordes tressées et fils)  
  
Tissus de jute larges  
Ouvrages en matières textiles, n.d.a.

**Huiles, matières grasses, cires, extraits et dérivés d'origine animale et végétale**

Huiles et matières grasses d'origine animal (sauf marine)  
Huiles de poissons et d'animaux marins  
Huile de soya  
Huiles et matières grasses végétales, sauf huiles essentielles, n.d.a.  
Huiles, matières grasses, cires, extraits et dérivés d'origine animale et végétale, n.d.a.

**Produits chimiques et produits connexes**

Acide sulfurique (y compris oleum)  
Sels métalliques et persels d'acides inorganiques  
Produits chimiques inorganiques, n.d.a.  
Glycol  
Produits chimiques organiques, n.d.a.  
Explosifs, mèches et amorces  
Muriate de potassium (potasse)  
Engrais et matières fertilisantes, n.d.a.  
Produits chimiques agricoles, formulés (produits pour cultures et semences et herbicides); autres insecticides et rodenticides; et adhésifs  
Caoutchouc synthétique (y compris composés de caoutchouc et caoutchouc régénéré)  
Matières plastiques non façonnées et formes élémentaires de matières plastiques  
Matières colorantes (sauf extraits colorants); pigments, laques et tonifiants (sauf ceux des produits chimiques); et peintures et produits connexes  
Produits chimiques industriels, spéciaux, n.d.a.

**Dérives du pétrole et du charbon**

Essence  
Mazout  
Graisses et huiles lubrifiantes  
Coke de pétrole et de charbon  
Asphalte et bitume liquide  
Goudron et brai de houille  
Dérivés du pétrole et du charbon, n.d.a.

List of Commodities - Continued - Marchandises - suite

**FABRICATED MATERIALS, INEDIBLE - Concluded**

**Iron and steel and alloys**

Ferro-alloys  
Pig iron  
Primary iron and steel, n.e.s.  
Castings and forgings (excluding pipes and fittings)  
Bars and rods, steel  
Plate, sheet and strip, steel  
Structural shapes and sheet piling  
Rails and railway track material  
Pipes and tubes, iron and steel (excluding fittings and finished electrical conduit and tubing)  
Wire (including wire rope)

**Non-ferrous metals**

Aluminum (including alloys)  
Copper and alloys  
Lead and alloys  
Nickel and alloys  
Zinc and alloys  
Non-ferrous metals, n.e.s.

**Metal fabricated basic products**

Metal fabricated basic products

**Non-metallic mineral basic products**

Building brick, clay  
Drain tiles, sewer pipes and fittings  
Bricks, tiles (clay) and refractories, n.e.s.  
Glass basic products  
Asbestos and asbestos-cement basic products  
Cement  
Cement and concrete basic products, n.e.s.  
Lime  
Non-metallic mineral basic products, n.e.s.

**Miscellaneous fabricated materials**

Miscellaneous fabricated materials

**END PRODUCTS, INEDIBLE**

**Machinery**

Tractors  
Machinery, n.e.s.

**Transportation and communication equipment**

Railway rolling stock  
Passenger automobiles and chassis  
Buses and chassis  
Trucks, truck chassis and truck tractors, commercial  
Motor vehicle engines, accessories, parts and assemblies  
Road motor vehicles, n.e.s.  
Ships and boats; aircraft; and miscellaneous vehicles (including parts and accessories)  
Rubber tires and tubes

**Equipment**

Equipment

**MATIÈRES BRUTES NON COMESTIBLES - fin**

**Fer et acier alliages**

Ferro-alliages  
Fonte brute  
Acier et fer primaire, n.d.a.  
Pièces moulées et forgées (sauf tuyaux et raccords)  
Barres et tiges en acier  
Tôle, feuilles et feuillards en acier  
Profilés de construction et palplanches  
Rails et matériaux de voie ferrée  
Tuyaux et tubes en fer et en acier (sauf les raccords, les tubes et les conduits électriques finis)  
Fil métallique (y compris cordage)

**Métaux non ferreux**

Aluminium (y compris alliages)  
Cuivre et alliages  
Plomb et alliages  
Nickel et alliages  
Zinc et alliages  
Métaux non ferreux, n.d.a.

**Ouvrages de base en métal**

Ouvrages de base en métal

**Produits minéraux non métalliques de base**

Briques à bâtir en argile  
Tuiles de drainage, tuyaux d'égoût et raccords  
Briques, tuiles (argile) et matières réfractaires, n.d.a.  
Ouvrages de base en verre  
Produits de base en amiante et en amiante-ciment  
Ciment  
Produits de base en ciment en en béton, n.d.a.  
Chaux  
Produits minéraux non métalliques de base, n.d.a.

**Divers ouvrages**

Divers ouvrages

**PRODUITS TERMINAUX NON COMESTIBLES**

**Machinerie**

Tracteurs  
Machinerie, n.d.a.

**Matériel de transport et de communications**

Matériel roulant de chemin de fer  
Voitures particulières et châssis  
Autobus et châssis  
Camions, châssis de camion et tracteurs, commerciaux  
Moteurs, accessoires, pièces et pièces assemblées pour véhicules automobiles  
Véhicules automobiles pour routes, n.d.a.  
Navires et bateaux; avions; et divers véhicules (y compris pièces et accessoires)  
Pneus et chambres à air en caoutchouc

**Matériel**

Matériel

List of Commodities – Concluded – Marchandises – fin

END PRODUCTS, INEDIBLE – Concluded

**Personal and household goods**

Personal and household goods

**Miscellaneous**

Firearms, weapons and ammunition

Containers and closures

Miscellaneous end products, inedible, n.e.s.

General Cargo

Containerized freight

**PRODUITS TERMINAUX NON COMESTIBLES – fin**

**Articles de soins personnels et articles ménagers**

Articles de soins personnels et articles de ménage

**Divers**

Armes à feu, armes et munitions


Conteneurs et fermetures

Divers produits terminaux non comestibles, n.d.a.

Marchandises diverses

Fret conteneurisé







DATE DUE



Bulletins publiés par la  
Division des transports et des communications  
traitant du  
**TRANSPORT PAR EAU**

Catalogue

**Périodiques**

54-002 Statistiques Maritimes, M., Bil.

**Annuels**

54-202 Transport maritime: Partie I, Transport maritime international (par pays), Bil.

54-203 Transport maritime: Partie II, Transport maritime international (par port), Bil.

54-204 Transport maritime: Partie III, Navigation nationale, Bil.

54-205 Transport par eau, Bil.

54-206 Transport maritime: Partie IV, Origine et destination pour certains ports, Bil.

54-207 Transport maritime: Partie V, Origine et destination de certaines marchandises, Bil.

M. — Mensuel

Bil. — Bilingue

*Outre les publications ci-dessus énumérées, Statistique Canada publie une grande variété de rapports statistiques sur le Canada tant dans le domaine économique que social. On peut se procurer gratuitement un catalogue complet des publications courantes à Statistique Canada, Ottawa (Canada), K1A 0T6.*



1010701497

Reports Published by the  
Transportation and Communications Division  
dealing with

**WATER TRANSPORT**

Catalogue

**Periodical**

54-002 Shipping Statistics, M., Bil.

**Annual**

54-202 Shipping Report: Part I, International Seaborne Shipping (by Country), Bil.

54-203 Shipping Report: Part II, International Seaborne Shipping (by Port), Bil.

54-204 Shipping Report: Part III, Coastwise Shipping, Bil.

54-205 Water Transportation, Bil.

54-206 Shipping Report: Part IV, Origin and Destination for Selected Ports, Bil.

54-207 Shipping Report: Part V, Origin and Destination for Selected Commodities, Bil.

M. — Monthly

Bil. — Bilingual

*In addition to the selected publications listed above, Statistics Canada publishes a wide range of statistical reports on Canadian economic and social affairs. A comprehensive catalogue of all current publications is available free on request from Statistics Canada, Ottawa (Canada), K1A 0T6.*