

Shipping report

PART II

International seaborne shipping (by port)

1970



Transport maritime

PARTIE II

Transport maritime international (par port)

1970

DOES NOT CIRCULATE
NE PAS PRÊTER



STATISTICS CANADA — STATISTIQUE CANADA

Transportation and Public Utilities Division — Division des transports et des services d'utilité publique

Transportation Section — Section des transports

SHIPPING REPORT

PART II

International Seaborne Shipping

(by Port)

TRANSPORT MARITIME

PARTIE II

Transport maritime international

(par port)

1970

Published by Authority of

The Minister of Industry, Trade and Commerce

Publication autorisée par

le ministre de l'Industrie et du Commerce

February - 1972 - Février

3709-535

Price—Prix: \$1.00

Statistics Canada should be credited when republishing all or any part of this document
Reproduction autorisée sous réserve d'indication de la source: Statistique Canada

Information Canada
Ottawa





TABLE OF CONTENTS

	Page
Tables 1 to 5—See Shipping Report: Part I	
Introduction	5
Table	
6. Cargoes Handled at Canadian Ports, To and From Foreign Countries	10
7. Vessels Departed from Canadian Ports in International Seaborne Shipping, by Rig and Size	47
8. Vessel Arrivals and Departures in International Seaborne Shipping, by Port	49
9. Cargoes Handled at Great Lakes Ports, To and From Foreign Countries via St. Lawrence River	59
10. Tugs Departed from Canadian Ports in International Seaborne Shipping, by Port	65
Appendix	
A. List of Canadian Ports	67
B. List of Commodities	70

TABLE DES MATIÈRES

	Page
Tableaux 1 à 5— Voir Transport Maritime: Partie I	
Introduction	5
Tableau	
6. Marchandises manutentionnées dans les ports canadiens, à destination ou en provenance de pays étranger	10
7. Mouvements internationaux de navires en provenance de ports canadiens, suivant le gréement et la dimension	47
8. Mouvements internationaux (arrivées et départs) des navires, par port	49
9. Marchandises manutentionnées dans les ports des Grands Lacs, pour et de pays étrangers via le Saint-Laurent	59
10. Mouvements internationaux de remorqueurs en provenance de ports canadiens, par ports	65
Appendice	
A. Liste des ports canadiens	67
B. Liste des marchandises	70



INTRODUCTION

This publication presents statistics on the commodity and vessel traffic at Canadian ports in international seaborne shipping.

Source

Shipping statistics are compiled from reports completed by operators or agents of vessels entering and leaving Canadian ports. All vessels are required to submit reports excepting naval or fishing vessels, and craft of less than fifteen registered net tons. Customs officials act as agents for Statistics Canada in collecting forms at customs ports; returns for non-customs ports are forwarded through the nearest customs office. Operating data are collected for vessels calling at coastal and Great Lakes ports, but regions such as Lake Winnipeg and the MacKenzie River are not included in the survey.

Treatment of Data

Only data relating to those vessels which are engaged in port-to-port transportation of goods and/or passengers for compensation have been included; all intra-port movements have been excluded.

The term "international seaborne shipping" is used for vessels classed as being in foreign service, that is when (1) the vessel arrives from or departs for a foreign port; or (2) cargo is loaded for or unloaded from a foreign port; or (3) the registry of the vessel is other than Canadian or British Commonwealth (even though the vessel may have sailed between two Canadian ports).

A vessel is classed as being in coasting service if (1) it is of Canadian or British Commonwealth registry, sails between two Canadian ports, and loads or unloads no foreign freight; or if (2) it is of foreign registry, but is granted a waiver to engage in coasting service.

A vessel's arrival and departure at ports on a voyage could vary between foreign or coastwise depending on which definition of service is applicable on entering or clearing a harbour. Because of this variety that is possible in vessel movements, the number of arrivals and departures in either international seaborne or coastwise shipping need not necessarily be the same.

Beginning the count of vessel arrivals and departures on January 1 and ending it on December 31 can also cause a disparity in the total number arrived and departed. Vessels entering a port at the end of a year and clearing it the following January would only be counted as an arrival or departure for that year when the movement occurred.

La présente publication contient la statistique de la navigation maritime internationale portant sur le trafic maritime (marchandises et navires entrés et sortis) des ports canadiens.

Source

Les statistiques sur la navigation sont établies d'après les données fournies par le personnel ou les agents des navires qui entrent dans les ports canadiens ou qui en sortent. Aucune déclaration n'est requise des navires de forces navales, des bateaux de pêche, ni d'embarcations jaugeant moins de quinze tonnes nettes. Les douaniers agissent à titre d'agents de Statistique Canada et recueillent les formules aux ports douaniers; les déclarations pour les ports non douaniers sont acheminées au bureau douanier le plus proche. Les données d'exploitation sont recueillies pour les navires faisant escale aux ports côtiers et des Grands Lacs, mais certains endroits, comme le lac Winnipeg et le fleuve MacKenzie ne sont pas compris dans le champ de l'enquête.

Traitement des données

Seules les données qui se rapportent aux navires effectuant le transport d'un port à l'autre, de marchandises et de passagers payants, sont indiquées ici; on n'a pas tenu compte des mouvements dont le lieu de départ et d'arrivée est le même port.

L'expression "navigation maritime internationale" englobe trois catégories de bâtiments ou de cargaisons: (1) les navires en provenance ou à destination d'un port étranger, (2) les cargaisons embarquées ou débarquées qui sont destinées à des pays étrangers ou qui en proviennent, (3) les navires immatriculés ailleurs qu'au Canada ou que dans un pays du Commonwealth (même si le navire a navigué entre deux ports canadiens).

La "navigation nationale" englobe: (1) les navires immatriculés au Canada ou dans un pays du Commonwealth qui naviguent entre deux ports canadiens sans embarquer ni débarquer de fret étranger; et (2) les navires immatriculés ailleurs, mais qui détiennent un permis de cabotage.

En raison de la variété des mouvements possibles, l'arrivée et le départ d'un navire peuvent très bien entrer, la première, dans la catégorie de la "navigation maritime internationale" et, le second, dans celle de la "navigation nationale", ou vice versa.

Le fait, d'autre part, de prendre l'année civile comme période de référence rend raison des différences qui pourraient exister entre le nombre total de navires entrés et le nombre total de navires sortis. Les navires qui entrent dans un port à la fin de l'année et qui n'en sortent qu'en janvier de l'année suivante ne sont comptés que comme une entrée ou une sortie pour l'année durant laquelle le mouvement s'est produit.

A vessel is considered arriving or departing "in ballast" if cargo is neither unloaded or loaded at a port, regardless of the amount of in transit cargo that may be on board at the time.

Appendix A lists the Canadian ports for which shipping data are tabulated separately, and is derived from the names assigned to the areas of loading or unloading by the respondents. Appendix B consists of a commodity list, based on the *Standard Commodity Classification Manual* published by Statistics Canada, into which all cargo types are grouped; reference to this appendix will enable users to obtain a complete description of those commodities whose names have been necessarily abbreviated in the tables.

The term "general cargo" in this publication refers only to commodities which were not specifically identified in shipping reports; it is not intended to indicate any distinction between bulk and other commodities.

The letters "n.e.s." found in the commodity listing mean "not elsewhere specified".

Some ports frequently engage in "lightering"; in cases where cargo is loaded or unloaded in the harbour rather than at a dock or wharf, the tonnage is included with the port totals. Where transshipments are made outside a harbour, or at mid-stream, the cargo handled is treated as a loading or unloading at the nearest port. Ports which have handled lightered commodities include Botwood, Goose Bay, Charlottetown, Bathurst, Campbellton, Chatham, Rimouski, Chicoutimi, Trois-Rivières, Varennes, and Rivière-du-Loup.

All volume data are presented in tons of 2,000 pounds.

It should be noted that due to corrections made throughout the year, statistics contained in this publication may differ from that released as preliminary data in the monthly *Shipping Statistics*.

Un navire est considéré entré ou sorti, "sur lest" si la cargaison n'est ni embarquée ni débarquée à un port, nonobstant la quantité de marchandises en transit qui se trouve à bord.

L'Appendice A comprend la liste des ports canadiens pour lesquels on calcule séparément les statistiques sur la navigation. Cette liste est établie en fonction des zones d'embarquement et de débarquement indiquées par les déclarants. L'Appendice B présente la liste des marchandises, basée sur le *Standard Commodity Classification Manual* publié par Statistique Canada et dans lequel sont énumérés tous les genres de marchandises; les utilisateurs désireux de connaître la description complète des marchandises - qu'il nous a fallu nécessairement abrégées dans les tableaux - feraient bien de consulter cette liste.

L'expression "Marchandises diverses" s'applique, dans la présente publication, uniquement aux marchandises qu'on n'a pas dénommées avec précision dans les questionnaires; on ne fait pas de distinction entre les marchandises en vrac et les autres marchandises.

Les lettres "n.d.a." dans la liste des marchandises signifient "non dénommé ailleurs".

Dans certains ports, les marchandises sont fréquemment embarquées ou débarquées "par allège" plutôt qu'à un dock ou un quai; le tonnage est alors compris dans le tonnage total du port. Dans le cas de transbordements à l'extérieur d'un port, ou au milieu du courant, l'embarquement ou le débarquement est compté pour le port le plus proche. Les ports de Botwood, Goose Bay, Charlottetown, Bathurst, Campbellton, Chatham, Rimouski, Chicoutimi, Trois-Rivières, Varennes et Rivière-du-Loup ont procédé à l'embarquement et au débarquement de marchandises "par allège".

Toutes les données pondérales sont présentées en tonnes de 2,000 livres.

Il est à noter qu'en raison de corrections effectuées pendant l'année, les statistiques de la présente édition peuvent différer de celles qui ont été publiées à titre préliminaire dans le bulletin mensuel *Shipping Statistics*.

ANALYSIS OF DATA

Foreign shipping at Canada's harbours increased 22.1% to 164,390,086 tons from 134,678,650 tons in 1969 due in part to relatively few strikes affecting the movement of goods and an increased world market for wheat.

The number of vessels engaged in the transportation of this merchandise increased to 51,272 from 50,561; the average registered net tonnage rose to 4,244 from 3,904 illustrating the use of larger capacity equipment.

Harbour traffic in Newfoundland rose 2.8% to 3,440,712 tons from 3,346,080 tons of foreign shipments during 1969. Crude oil into Holyrood fell to 591,914 tons from 739,321 tons while Bell Island ceased loading iron ore after loading 271,723 tons just two years ago (1968).

Corner Brook at 572,253 tons showed a slight increase due primarily to newsprint paper while Botwood rose to 583,210 tons, newsprint paper and fuel oil contributing to the increase; comparable tonnages for 1969 were 290,351 and 80,896 tons respectively.

Vessels calling at Prince Edward Island in foreign shipping hauled 201,268 tons of merchandise against 220,989 tons in 1969. Pulpwood from the province dropped to 21,082 tons from 37,810 tons in 1969 and potatoes to 42,385 tons from 43,617 tons. Fuel oil unloaded at the port of Charlottetown fell to 106,507 tons from 112,650 tons. Nova Scotia reported 4.8% more cargo which reached 12,600,252 tons from 12,022,213 tons. Shifts in the shipments of wheat (332,881 tons), wheat flour (78,271 tons), gypsum (4,437,817 tons) and fuel oil (438,172 tons) contributed to the 567,252 tons increase in loadings and fuel oil totalling 1,284,919 accounted for the unloading increase at the port of Halifax. Fewer shipments of gypsum at Hantsport accounted for the 14.8% decrease bringing the total for the port to 1,648,191 tons from 1,933,300 tons. Gypsum also accounted for the greater part of the 20.9% increase at Port Hawkesbury. The port of Sydney fell dramatically to 496,748 tons from 940,410 tons in 1969 due to fewer iron ore, coal and fuel oil shipments.

International shipping at New Brunswick seaports moved higher to 6,705,153 tons from 5,848,539 tons for 1969. Saint John rose significantly to 5,151,729 tons from 4,497,084 tons due

ANALYSE DES DONNÉES

Le trafic-marchandises international dans les ports canadiens a augmenté de 22.1% pour atteindre 164,390,086 tonnes contre 134,678,650 tonnes en 1969. Cet accroissement est attribuable en partie au nombre relativement peu élevé de grèves entravant le mouvement des marchandises et à l'accroissement du marché mondial du blé.

Le nombre de navires affectés au transport de ces marchandises est passé de 50,561 à 51,272 et la jauge nette moyenne au registre a également augmenté, passant de 3,904 à 4,244 tonnes, ce qui fait ressortir l'utilisation de matériel de plus grande capacité.

L'activité portuaire à Terre-Neuve a augmenté de 2.8%, passant de 3,346,080 tonnes en 1969 à 3,440,712 tonnes en 1970. Le port de Holyrood n'a reçu que 591,914 tonnes de pétrole brut contre 739,321 tonnes en 1969 et l'île Bell a cessé ses chargements de minerai de fer, après avoir chargé 271,723 tonnes seulement deux ans plus tôt (1968).

L'activité portuaire à Corner Brook (572,253 tonnes) a légèrement monté à cause surtout des envois de papier journal; celle de Botwood (583,210 tonnes) a également progressé, le papier journal et le mazout contribuant à l'augmentation; en 1969, le trafic de ces deux ports avait été de 290,351 et de 80,896 tonnes respectivement.

Le volume du commerce maritime international dans les ports de l'île-du-Prince-Édouard a été de 201,268 tonnes de marchandises contre 220,989 en 1969. Les envois de bois à pâte sont tombés à 21,082 tonnes (contre 37,810) et ceux de pommes de terre à 42,385 tonnes (contre 43,617). Les arrivages de mazout au port de Charlottetown ont également diminué (106,507 tonnes contre 112,650). En Nouvelle-Écosse, le trafic-marchandises a été de 4.8% plus élevé, atteignant 12,600,252 tonnes contre 12,022,213 en 1969. Le volume des déchargements au port d'Halifax a augmenté, grâce aux variations du volume des expéditions de blé (332,881 tonnes), de farine de blé (78,271 tonnes), de gypse (4,437,817 tonnes) et de mazout (438,172 tonnes), qui ont contribué à un accroissement de 567,252 tonnes, ainsi qu'aux arrivages de mazout (1,284,919 tonnes). Les expéditions de gypse ont été en baisse au port d'Hantsport, ce qui a amené une diminution de 14.8% du trafic total, qui est tombé à 1,648,191 tonnes (1,933,300 tonnes). Le gypse représentait également la plus grande part de l'accroissement (20.9%) du trafic à Port Hawkesbury. Par contre, le port de Sydney a accusé une baisse considérable, les expéditions tombant à 496,748 tonnes (940,410 tonnes en 1969) par suite de la diminution des envois de minerai de fer, de charbon et de mazout.

Le transport maritime international dans les ports de mer du Nouveau-Brunswick a augmenté, passant de 5,848,539 tonnes en 1969 à 6,705,153 tonnes en 1970. A Saint-Jean, le trafic s'est accru sensiblement

to increased shipments of wheat totalling 501,840 tons (366,869 tons in 1969) fresh fruit and berries at 100,177 tons (86,282) wheat flour at 215,970 tons (168,922) and crude petroleum at 2,565,564 tons (2,295,486). Marked increases were also shown in the loadings of pulpwood, pulp, and newsprint paper. The port of Dalhousie was up 106,544 tons due, primarily, to increased unloadings of fuel oil.

Foreign trade through Quebec ports registered a 36.2% increase to 75,212,949 tons from 55,208,392 tons. However it must be remembered that an iron ore strike in 1969 greatly reduced the tonnage of that commodity, particularly at Sept Îles.

Montreal handled more grain during the year, wheat increased to 1,398,528 tons from 606,974 tons; crude petroleum dropped to 142,677 tons from 288,499 tons; along with these were increased shipments of raw sugar, fuel oil and asbestos. The port total of 11,220,020 tons is up approximately two million tons from the 1969 total. Sept Îles total showed 71.0% increase, greater shipments of iron ore and fuel oil being the main contributors. The port of Quebec increased its total movements almost a million tons, flaxseed shipments rose to 130,704 tons from 79,800 tons, soybeans to 782,073 tons from 261,823 tons and gasoline and fuel oil to 1,329,715 tons from 1,231,292 tons. Wheat shipments rose slightly from 535,002 tons in 1969 to 539,341 tons in the current year. Sorel activity rose sharply to 3,083,666 tons, while Trois Rivières was up 53.7% to 3,430,883 tons from 2,232,681 tons, with barley, newsprint paper and wheat showing increases.

Ontario's lake ports moved upward to 35,046,487 tons from 32,046,647 tons in 1969 primarily due to the hydro plant at Sarnia being in full operation, resulting in a greatly increased tonnage of coal unloaded. At Hamilton, imports of iron ore dropped to 1,603,710 tons from 2,096,134 tons while coal rose to 4,306,790 tons from 4,073,208 tons; fuel oil was off sharply at 82,051 tons compared with 138,879 tons in 1969. Salt at Goderich dropped by 20,174 tons which accounted for the 7.7% decrease in port total. Increased shipments of barley, oats, and iron ore accounted for the rise in the port total at Thunder Bay to 4,065,104 tons from 3,484,567 tons. Port Credit showed a slight increase over the previous year totalling 3,971,262 tons compared to 3,807,482 tons in 1969, coal imports rising to 3,801,392 tons from 3,703,422 tons. A great rise in bituminous coal imports at Sarnia accounted for the total of 4,135,447 tons of merchandise compared to 1,924,538 tons in 1969. Tonnage at Sault Ste Marie increased 34.2% to 3,507,470 tons from 2,612,971 tons in 1969, bituminous coal imports

pour atteindre 5,151,729 tonnes (contre 4,497,084 tonnes) en raison de l'accroissement des envois suivants: blé, 501,840 tonnes (366,869 tonnes en 1969); fruits et baies frais, 100,177 tonnes (86,282); farine de blé, 215,970 tonnes (168,922) et pétrole brut, 2,565,564 tonnes (2,295,486). Les expéditions de bois à pâte, de pâte et de papier journal ont également beaucoup augmenté. Le trafic a augmenté de 106,544 tonnes au port de Dalhousie, grâce surtout à l'accroissement des arrivages de mazout.

Le trafic maritime international des ports du Québec a augmenté de 36.2%, passant de 55,208,392 tonnes à 75,212,949 tonnes. Il ne faut pas oublier toutefois qu'une grève dans le minerai de fer en 1969 avait fait diminuer de beaucoup les chargements de minerai de fer, notamment à Sept-Îles.

Le trafic des céréales a augmenté dans le port de Montréal en 1970, le commerce du blé passant à 1,398,528 tonnes contre 606,974 tonnes en 1969; celui du pétrole brut est tombé à 142,677 tonnes (288,499); les expéditions de sucre brut, de mazout et d'amiante ont augmenté. Le trafic total du port a été de 11,220,020 tonnes, soit près de deux millions de tonnes de plus qu'en 1969. A Sept-Îles, le trafic a enregistré une augmentation de 71.0%, le minerai de fer et le mazout en étant les principaux facteurs. Le trafic du port de Québec a augmenté de près d'un million de tonnes, par suite de l'accroissement des envois de graines de lin (130,704 tonnes contre 79,800), de fèves soya (782,073 tonnes contre 261,823) et d'essence et de mazout (1,329,715 tonnes contre 1,231,292). Les expéditions de blé ont augmenté légèrement, passant de 535,002 tonnes à 539,341 tonnes. Le volume du port de Sorel a augmenté de façon marquée pour atteindre 3,083,666 tonnes et celui de Trois-Rivières s'est amélioré de 53.7%, passant de 2,232,681 tonnes à 3,430,883 tonnes, l'orge, le papier journal et le blé affichant des augmentations.

En Ontario, le trafic dans les ports des Grands lacs est passé de 32,046,647 tonnes à 35,046,487 tonnes, du fait que la centrale hydro-électrique de Sarnia se trouvait en pleine activité, ce qui a amené un accroissement considérable du volume de charbon débarqué. A Hamilton, les importations de minerai de fer sont tombées de 2,096,134 tonnes à 1,603,710 tonnes et celles de charbon sont passées de 4,073,208 tonnes à 4,306,790 tonnes, tandis que les importations de mazout ont subi un brusque fléchissement (82,051 tonnes contre 138,879 en 1969). Les expéditions de sel au port de Goderich sont tombées de 20,174 tonnes, ce qui explique la baisse de 7.7% du trafic total du port. L'augmentation du trafic total à Thunder Bay, qui est passé de 3,484,567 tonnes à 4,065,104 tonnes, résulte de l'accroissement des expéditions d'orge, d'avoine et de minerai de fer. A Port Credit, le trafic a enregistré une faible augmentation pour atteindre 3,971,262 tonnes contre 3,807,482 tonnes en 1969, les importations de charbon passant de 3,703,422 à 3,801,392 tonnes. Un fort accroissement des importations de charbon bitumineux au port de Sarnia a porté le trafic-marchandises de ce port à

increased to 2,322,370 tons from 1,938,503 tons while iron ore shipments which had been nonexistent in 1969 rose to 380,382 tons, and pig iron exports continued downward to 7,616 tons from 57,347 tons. Toronto showed a decrease in both loading and unloading tonnages falling to 3,067,947 tons from 4,185,683 tons, the major factor being bituminous coal. The increase in activity at other Ontario ports was due primarily to increased activity at Badgeley Island.

Wheat through Churchill at 738,140 tons was up 86,008 tons from last season's 652,132 tons as was fuel oil, bringing the port's total to 783,354 tons from 692,576 tons in 1969.

Canada's West Coast ports registered a 20.2% increase in foreign traffic for a total of 30,379,626 tons against 25,273,939 tons in 1969. However, the 1969 figures were affected by a B.C. longshoreman's strike. Vancouver handled 56.8% of the total; the year's 17,267,558 tons of merchandise surpassed the 1969 total tonnage of 13,133,066 tons due to increased wheat shipments at 3,931,008 tons compared to 3,354,820 tons, barley at 951,483 tons (323,937) lumber and timber at 935,717 tons (885,883), coal at 3,310,634 tons (1,008,912).

At Victoria, decreased shipments of lumber and timber accounted for most of the decrease in the port total to 1,197,807 tons from 1,245,999 tons in 1969. New Westminster was up by 95,104 tons from the previous year as lumber and timber exports rose to 625,900 tons from 423,122 tons, zinc and alloys to 50,968 tons from 33,693 tons. At Prince Rupert, the conversion of the cellulose plant to hydro and natural gas caused the stoppage of fuel oil unloadings.

4,135,447 tonnes (1,924,538 tonnes en 1969). Le tonnage au port de Sault-Sainte-Marie s'est accru de 34.2%, montant à 3,507,470 tonnes (2,612,971); les importations de charbon bitumineux sont passées à 2,322,370 tonnes (1,938,503), les arrivages de minerai de fer ont été de 380,382 tonnes (alors qu'ils avaient été nuls en 1969), et les exportations de fonte en gueuses ont continué à baisser pour tomber à 7,616 tonnes (57,347 tonnes en 1969). Les chargements et les déchargements au port de Toronto sont tombés à 3,067,947 tonnes (4,185,683), le charbon bitumineux étant le principal facteur de cette diminution. L'accélération du trafic à Badgeley Island a été la principale cause de l'accroissement de l'activité dans les autres ports de l'Ontario.

Le trafic du blé à Churchill a été de 738,140 tonnes, soit 86,008 tonnes de plus qu'en 1969 (652,132 tonnes); le trafic du mazout a augmenté également, si bien que le trafic total du port a atteint 783,354 tonnes contre 692,576 tonnes en 1969.

Le volume du commerce international dans les ports du littoral ouest du Canada a augmenté de 20.2% pour atteindre 30,379,626 tonnes contre 25,273,939 tonnes en 1969. En 1969, cependant, le trafic avait subi le contrecoup de la grève des débardeurs de la Colombie-Britannique. A Vancouver, il est passé 56.8% du total des marchandises; en 1970, le volume du trafic s'est élevé à 17,267,558 tonnes contre 13,133,066 tonnes en 1969 par suite de l'augmentation des expéditions de blé (3,931,008 contre 3,354,820 tonnes), d'orge (951,483 contre 323,937 tonnes), de bois d'oeuvre et de bois de charpente (935,717 contre 885,883 tonnes) et de charbon (3,310,634 contre 1,008,912 tonnes).

A Victoria, la baisse des expéditions de bois d'oeuvre et de bois de charpente a été le principal facteur du ralentissement de l'activité portuaire, laquelle a totalisé 1,197,807 tonnes comparativement à 1,245,999 tonnes en 1969. Au port de New Westminster, le trafic a augmenté de 95,104 tonnes par suite de l'accroissement des exportations de bois d'oeuvre et de bois de charpente (625,900 contre 423,122 tonnes) et de zinc et d'alliages de zinc (50,968 contre 33,693 tonnes). A Prince Rupert, la conversion de l'usine de cellulose en une centrale hydro-électrique et en une usine de gaz naturel a été cause de l'interruption des déchargements de mazout.

TABLE 6. CARGOES HANDLED AT CANADIAN PORTS, TO AND FROM FOREIGN COUNTRIES.

TABLEAU 6. MARCHANDISES MANUTENTIONNEES DANS LES PORTS CANADIENS, A DESTINATION OU EN PROVENANCE DE PAYS ETRANGERS.

PORT PORT	COMMODITY	TONS LOADED TONNES CHARGÉES	TONS UNLOADED TONNES DECHARGÉES	TOTAL TOTAL	MARCHANDISES
NEWFOUNDLAND / TERRE-NEUVE					
ARGENTIA	MISC. END PRODUCTS NES	80	281	361	PRODUITS FINIS DIV.NDA
	PORT TOTAL	80 *	281 *	361 *	TOTAL DU PORT
BAIE VERTE	ASBESTOS	22,300		22,300	AMIANTE
	PORT TOTAL	22,300 *	*	22,300 *	TOTAL DU PORT
BOTWOOD	PULPWOOD	756		756	BOIS A PATE
	COPPER ORE AND CONC.	10,189		10,189	MINERAI, CONC. CUIVRE
	LEAD ORE AND CONC.	29,740		29,740	MINERAI, CONC. DE PLOMB
	ZINC ORE AND CONC.	63,696		63,696	MINERAI, CONC. DE ZINC
	SULPHUR IN ORES		18,109	18,109	SOUFRE EN MINERAI
	NEWSPRINT PAPER	310,831		310,831	PAPIER JOURNAL
	PAPER NES	548		548	PAPIER NDA
	METALLIC SALTS		7,968	7,968	SELS METALLIQUES
	INORGANIC CHEMS. NES		17,500	17,500	PROD. CHIM. INORG. NDA
	GASOLINE		5,810	5,810	ESSENCE
	FUEL OIL		117,247	117,247	MAZOUT
	MACHINERY NES	505		505	MACHINES NDA
	SHIPS, AIRCRAFT, MIS. VEH		3	3	NAVIRES, AVIONS, VEH. DIV
	CONTAINERS, CLOSURES		308	308	CONTENEURS, FERMETURES
	PORT TOTAL	416,265 *	166,945 *	583,210 *	TOTAL DU PORT
BURIN	FISH, FRESH OR FROZEN	7,044		7,044	POISSON, FRAIS OU CONG.
	NON-FERROUS MET. SCRAP		3	3	DECHETS METAL. NON FER.
	WASTE AND SCRAP NES	10,764		10,764	DECHETS ET REBUTS NDA
	GASOLINE	9		9	ESSENCE
	FUEL OIL	11		11	MAZOUT
	LUBRICATING OIL, GREASE	267		267	HUILE, GRAISSE LUBRIF.
	MACHINERY NES	1	324	325	MACHINES NDA
	CONTAINERS, CLOSURES	1	73	74	CONTENEURS, FERMETURES
	EQUIPMENT MISC		1,500	1,500	MATERIEL DIVERS
	PORT TOTAL	18,097 *	1,900 *	19,997 *	TOTAL DU PORT
CARMANVILLE	PULPWOOD	9,900		9,900	BOIS A PATE
	PORT TOTAL	9,900 *	*	9,900 *	TOTAL DU PORT
CATALINA	FISH, FRESH OR FROZEN	2,504		2,504	POISSON, FRAIS OU CONG.
	FISH, SALTED OR CURED	635		635	POISSON, SALE OU FUME
	FEEDS OF ANIMAL ORIGIN	410		410	PROV. D'ORIGINE ANIMAL
	FISH, MARINE ANIMAL OIL	115		115	HUIL. DE POISSON, AN. MAR
	FUEL OIL		1,435	1,435	MAZOUT
	ASPHALTS, ROAD OILS		7,769	7,769	ASPHALTE, BITUME LIQ.
	PORT TOTAL	3,664 *	9,204 *	12,868 *	TOTAL DU PORT
CLARENVILLE	BOLTS, ROUND TIMBER		3,335	3,335	BILLOTS, BOIS RONDS
	FUEL OIL		1,485	1,485	MAZOUT
	ASPHALTS, ROAD OILS		48,565	48,565	ASPHALTE, BITUME LIQ.
	PORT TOTAL	*	53,385 *	53,385 *	TOTAL DU PORT
CORNER BROOK	MEAT, FRESH OR FROZEN		18	18	VIANDE, FRAICHE / CONG.
	MEAT, CURED		548	548	VIANDE FUMEE OU SALEE
	MEAT AND MEAT PREP. NES		3	3	VIANDES ET PREP. NDA
	FISH, FRESH OR FROZEN	1,169		1,169	POISSON, FRAIS OU CONG.
	FISH, SALTED OR CURED	3,361		3,361	POISSON, SALE OU FUME
	LOBSTER	9		9	HOMARD
	CEREALS UNMILLED, NES		3	3	CEREALES NON MOUL., NDA
	FRUIT JUICES		10	10	JUS DE FRUIT
	VEGETABLE PREP. NES		2	2	PREP. DE LEGUMES NDA
	MISC. FOOD PREP. NES		7	7	DIV. PREP. ALIM. NDA
	PULPWOOD	13,020		13,020	BOIS A PATE
	ASBESTOS	4,400		4,400	AMIANTE
	CHINA CLAY		2,068	2,068	KAOLIN
	SALT		950	950	SEL
	SULPHUR IN ORES		11,760	11,760	SOUFPE EN MINERAI
	WASTE AND SCRAP NES	8	65	73	DECHETS ET REBUTS NDA
	NEWSPRINT PAPER	368,237		368,237	PAPIER JOURNAL
	PAPER NES	2,290		2,990	PAPIER NDA
	PAPERBOARD		751	751	CARTON
	INORGANIC CHEMS. NES		28,206	28,206	PROD. CHIM. INORG. NDA
	GASOLINE		6,628	6,628	ESSENCE
	FUEL OIL	2,621	123,134	125,755	MAZOUT
	FERRO-ALLOYS		4	4	FERRO-ALLIAGES
	PLATE & SHEET STEEL		4	4	TOLES, FEUILLES D'ACIER
	STRUCTURAL SHAPES		137	137	PROFILES DE CONSTRUCT.
	METAL FAB-BASIC PROD.		6	6	OUVR. DE BASE EN METAL
	MACHINERY NES		18	18	MACHINES NDA
	CONTAINERS, CLOSURES		1,936	1,936	CONTENEURS, FERMETURES
	GENERAL CARGO		180	180	MARCHANDISES DIVERSES
	PORT TOTAL	395,115 *	177,138 *	572,253 *	TOTAL DU PORT
PORTUNE	CATTLE	7		7	BOVINS

TABLE 6. CARGOES HANDLED AT CANADIAN PORTS, TO AND FROM FOREIGN COUNTRIES.

TABLEAU 4. MARCHANDISES MANUTENTIONNEES DANS LES PORTS CANADIENS, A DESTINATION OU EN PROVENANCE DE PAYS ETRANGERS.

PORT	COMMODITY	TONS LOADED TONNES CHARGEES	TONS UNLOADED TONNES DECHARGEES	TOTAL TOTAL	MARCHANDISES	
FORTUNE (CONTD. - SUITE)	FISH,FRESH OR FROZEN	8,370		8,370	POISSON,FRAIS OU CONG.	
	LOBSTER	5		5	HOMARD	
	DAIRY PROD,EGGS,HONEY	44		44	PROD.LAIT.,OEUFs,MIEL	
	WHEAT FLOUR	1		1	FARINE DE BLE	
	POTATOES	11		11	POMMES DE TERRE	
	VEGETABLES, FRESH	1		1	LEGUMES, FRAIS	
	MARGARINE	19		19	MARGARINE	
	SHORTENING	4		4	GRASSE CULINAIRE	
	FEEDS OF ANIMAL ORIGIN	2,200		2,200	PROV.DORIGINE ANIMALE	
	NON-ALCOHOLIC BEVERAGE	31		31	BDRISONS NON-ALCOOLIQ.	
	PAPERBOARD			2	CARTON	
	WET MACHINE BOARD	1		1	CARTON EN PATE PRESSE	
	FISH,MARINE ANIMAL OIL	101		101	HUIL.DE PDISSON,AN.MAR	
	INORGANIC CHEMS. NES	1		1	PROD.CHIM.INORG.NDA	
	DYESTUFF,PIGMENT,PAINT	1		1	MAT.COLOR.PIG.PEINTURE	
	GASOLINE	293		293	ESSENCE	
	FUEL OIL	8		8	MAZOUT	
	LUBRICATING OIL,GREASE	17		17	HUILF,GRASSE LUBRIF.	
	METAL FAB.BASIC PROD.	1		1	DUVR.DE BASE EN METAL	
	TRACTORS	2		2	TRACTEURS	
	MACHINERY NES	1		1	MACHINES NDA	
	PASS.AUTOS AND CHASSIS	4	3	7	VOITURES PART.,CHASSIS	
	TRUCKS AND CHASSIS	17		17	CAMIONS ET CHASSIS	
	ROAD MOTOR VEH. NES	4		4	VEH.AUTOM.ROUTIERS NDA	
	SHIPS,AIRCRAFT,MIS-VEH	1		1	NAVIRES,AVIONS,VEH.DIV	
	EQUIPMENT MISC.	19		19	MATERIEL DIVERS	
	PERSONAL,HSEHOLD GOODS	3		3	ART.PERS.ET MENAGERS	
	CONTAINERS,CLOSURES		3	3	CONTENEURS,FERMETURES	
	GENERAL CARGO	11		11	MARCHANDISES DIVERSES	
	PORT TOTAL	11,178 *	8 *	11,186 *	TOTAL DU PORT	
	GOOSE BAY	PULPWOOD	35,036		35,036	BOIS A PATE
		GASOLINE		4,297	4,297	ESSENCE
		FUEL OIL		38,965	38,965	MAZOUT
MACHINERY NES			24	24	MACHINES NDA	
EQUIPMENT MISC.			9	9	MATERIEL OIVERS	
PORT TOTAL		35,036 *	43,295 *	78,331 *	TOTAL DU PORT	
GRAND BARR	FISH,FRESH OR FROZEN	5,894		5,894	POISSON,FRAIS OU CONG.	
	LOBSTER	1		1	HOMARD	
	FEEDS OF ANIMAL ORIGIN	829		829	PROV.DORIGINE ANIMALE	
	PAPERBOARD		4	4	CARTON	
	FISH,MARINE ANIMAL OIL	92		92	HUIL.DE POISSON,AN.MAR	
	FUEL OIL		2,436	2,436	MAZOUT	
	MACHINERY NES	1		1	MACHINES NDA	
PORT TOTAL	6,817 *	2,440 *	9,257 *	TOTAL DU PORT		
HARBOUR BRETON	FISH,FRESH OR FROZEN	2,631		2,631	POISSON,FRAIS OU CONG.	
	FISH,SALTED OR CURED	102		102	POISSON,SALE OU FUME	
	SPICES		2	2	EPICES	
	FEEDS OF ANIMAL ORIGIN	2,500		2,500	PROV.DORIGINE ANIMALE	
	FISH,MARINE ANIMAL OIL	2,795		2,795	HUIL.DE POISSON,AN.MAR	
	CONTAINERS,CLOSURES		200	200	CONTENEURS,FERMETURES	
	PORT TOTAL	8,028 *	202 *	8,230 *	TOTAL DU PORT	
HARBOUR GRACE	MEAT,FRESH OR FROZEN		36	36	VIANDE,FRAICHE / CONG.	
	MEAT,CURED		166	166	VIANDE FUMEE OU SALEE	
	FISH,FRESH OR FROZEN	2,889		2,889	POISSON,FRAIS OU CONG.	
	FISH,SALTED OR CURED	247		247	POISSON,SALE OU FUME	
	SHELL FISH,NES		207	207	MOLLUSQUES CRUST.,NDA	
	APPLES		37	37	POMMES	
	FRESH FRUITS,BERRIES	45	8	53	FRUITS, BAIES FRAIS	
	FROZEN FRUITS, BERRIES	19		19	FRUITS, BAIES CONGELES	
	FRUIT JUICES		14	14	JUS DE FRUIT	
	FEEDS OF ANIMAL ORIGIN	712		712	PROV.DORIGINE ANIMALE	
	RAW HIDES AND SKINS	90	4	94	PEAUX ET CUIRS BRUT	
	SALT		1,983	1,983	SEL	
	WASTE AND SCRAP NES	13		13	DECHETS ET REBUTS NDA	
	FISH,MARINE ANIMAL OIL	1,575		1,575	HUIL.DE POISSON,AN.MAR	
	PERSONAL,HSEHOLD GOODS		5	5	ART.PERS.ET MENAGERS	
	CONTAINERS,CLOSURES		37	37	CONTENEURS,FERMETURES	
	MISC. END PRODUCTS NES		1	1	PRODUITS FINIS DIV.NDA	
PORT TOTAL	5,590 *	2,498 *	8,088 *	TOTAL DU PORT		
HARE BAY	PULPWOOD	56,845		56,845	BOIS A PATE	
	PORT TOTAL	56,845 *	*	56,845 *	TOTAL DU PORT	
HOLYROOD	FROZEN FRUITS, BERRIES	50		50	FRUITS, BAIES CONGELES	
	CRUDE PETROLEUM		591,914	591,914	PETROLE BRUT	
	GASOLINE		7,935	7,935	ESSENCE	
	FUEL OIL	6,502	34,746	41,248	MAZOUT	
	LUBRICATING OIL,GREASE		6,448	6,448	HUILF,GRASSE LUBRIF.	
	PORT TOTAL	6,552 *	641,943 *	647,995 *	TOTAL DU PORT	

TABLE 6. CARGOES HANDLED AT CANADIAN PORTS, TO AND FROM FOREIGN COUNTRIES.

TABLEAU 6. MARCHANDISES MANUTENTIONNEES DANS LES PORTS CANADIENS, A DESTINATION OU EN PROVENANCE DE PAYS ETRANGERS.

PORT PORT	COMMODITY	TONS LOADED TONNES CHARGÉES	TONS UNLOADED TONNES DECHARGÉES	TOTAL TOTAL	MARCHANDISES	
LEWISPORTE	PULPWOOD	5,874		5,874	BOIS A PATE	
	FUEL OIL		64,779	64,779	MAZOUT	
	PORT TOTAL	5,874 *	64,779 *	70,653 *	TOTAL DU PORT	
LONG POND	CRUDE NON-MET. MIN. NES	36,884		36,884	MIN. NON-MET. BRUTS NDA	
	BARNS AND RODS, STEEL	7,488		7,488	BARRÉS ET TIGES ACIER	
	PORT TOTAL	44,372 *	*	44,372 *	TOTAL DU PORT	
MARYSTOWN	FISH, FRESH OR FROZEN	7,895		7,895	POISSON, FRAIS OU CONG.	
	FEEDS OF ANIMAL ORIGIN	700		700	PROV. D'ORIGINE ANIMALE	
	PORT TOTAL	8,595 *	*	8,595 *	TOTAL DU PORT	
PORT AUX BASQUES	MEAT, CURED		34	34	VIANDE FUMÉE OU SALÉE	
	FISH, FRESH OR FROZEN	300		300	POISSON, FRAIS OU CONG.	
	FISH, SALTED OR CURED	163		163	POISSON, SALE OU FUMÉ	
	SPICES		2	2	ÉPICES	
	VINEGAR		141	141	VINAIGRE	
	FISH, MARINE ANIMAL OIL	2,990		2,990	HUIL. DE POISSON, AN. MAR	
	MACHINERY NES		1	1	MACHINES NDA	
CONTAINERS, CLOSURES		124	124	CONTENEURS, FERMETURES		
PORT TOTAL	3,453 *	302 *	3,755 *	TOTAL DU PORT		
LONG HARBOUR	PHOSPHATE ROCK		312,693	312,693	ROCHE PHOSPHATÉE	
	INORGANIC CHEMS. NES	48,020		48,020	PROD. CHIM. INORG. NDA	
	COKE		60,569	60,569	COKE	
	NON-MET. MIN. BASIC PROD		148	148	PROD. MIN. NON-MET. BASE	
	MACHINERY NES		1	1	MACHINES NDA	
	PASS. AUTOS AND CHASSIS		1	1	VOITURES PART., CHASSIS	
	PERSONAL, HSEHOLD GOODS		5	5	ART. PERS. ET MENAGERS	
	PORT TOTAL	48,020 *	373,417 *	421,437 *	TOTAL DU PORT	
	ST. ALBANS	PULPWOOD	3,300		3,300	BOIS A PATE
		PORT TOTAL	3,300 *	*	3,300 *	TOTAL DU PORT
ST. JOHNS	MEAT, FRESH OR FROZEN	4	2,480	2,484	VIANDE, FRAICHE / CONG.	
	MEAT, CURED	12	926	938	VIANDE FUMÉE OU SALÉE	
	MEAT AND MEAT PREP. NES	1	81	82	VIANDES ET PREP. NDA	
	FISH, FRESH OR FROZEN	812	4	816	POISSON, FRAIS OU CONG.	
	FISH, SALTED OR CURED	567		567	POISSON, SALE OU FUMÉ	
	FISH, CANNED	7		7	POISSON EN BOITES	
	SHELL FISH, NES	69		69	MOLLUSQUES CRUST., NDA	
	DAIRY PROD. EGGS, HONEY		368	368	PROD. LAIT., DEUFS, MIEL	
	CEREALS UNMILLED, NES		104	104	CÉRÉALES NON MOUL., NDA	
	WHEAT FLOUR	1		1	FARINE DE BLE	
	BAKERY PROD. INC. FROZEN	2	91	93	PROD. BOUL., PROD. CONG.	
	APPLES		64	64	POMMES	
	BANANAS AND PLANTAINS		261	261	BANANES ET PLANTAINS	
	FRESH FRUITS, BEPRIES		149	149	FRUITS, BAIES FRAIS	
	FRUIT JUICES		656	656	JUS DE FRUIT	
	FRUIT, PRES. NOT CANNED	1	97	98	CONS. FRUITS NON BOITE	
	VEGETABLES, FRESH		32	32	LEGUMES, FRAIS	
	VEGETABLES, DRIED		79	79	LEGUMES, SECS	
	SUGAR, NES		23	23	SUCRE, NDA	
	SYRUP		4	4	SIROP	
	SUGAR PREPARATIONS	1	300	301	PREP. A BASE DE SUCRE	
	TEA		1	1	THÉ	
	MISC. FOOD PREP. NES	1	9	10	DIV. PREP. ALIM. NDA	
	CONC. COMPLETE FEEDS		11	11	CONC., PROV. COMPLETES	
	NON-ALCOHOLIC BEVERAGE	53		53	BOISSONS NON-ALCOOLIQ.	
	ALE, BEER, STOUT, PORTER		142	142	ALE, BIÈRE, STOUT, PORTER	
	WINES		66	66	VINS	
	DIST. ALCOHOLIC BEV.		2,466	2,466	BOISS. ALCOOL. DIST.	
	CIGARETTES		5	5	CIGARETTES	
	TOBACCO NES		16	16	TABACS NDA	
	RAW HIDES AND SKINS	57		57	PEAUX ET CUIRS BRUT	
	NURSERY, GREENHSE STOCK		28	28	PROD. PÉPINIÈRE, SERRE	
	CRUDE VEG. PROD. NES		9	9	PR. BRUTS ORIG. VEG. NDA	
	TEXTILE FIBRES NES		1	1	FIBRES TEXTILES NDA	
	COAL, NES			2,173	2,173	CHARBON NDA
	STONE, CRUDE NES			45	45	PIERRE BRUTE NDA
	SALT			8,147	8,147	SEL
WASTE AND SCRAP NES	220		220	DECHETS ET REBUTS NDA		
LEATHER	8		8	CUIR		
FURS, DRESSED	5		5	FOURRURES APPRÊTÉES		
VENEFR, PLYWOOD		37	37	PLACAGES, CONTRE-PLAQ.		
PAPER, NES		4	4	PAPIER NDA		
GLASS		81	81	CARTON		

TABLE 6. CARGOES HANDLED AT CANADIAN PORTS, TO AND FROM FOREIGN COUNTRIES.

TABLEAU 6. MARCHANDISES MANUTENTIONNEES DANS LES PORTS CANADIENS, A DESTINATION OU EN PROVENANCE DE PAYS ETRANGERS.

PORT	COMMODITY	TONS LOADED TONNES CHARGEES	TONS UNLOADED TONNES DECHARGEES	TOTAL TOTAL	MARCHANDISES
ST. JOHNS (CONTD. - SUITE)	WET MACHINE BOARD		10	10	CARTON EN PATE PRESSE
	CORDAGE, TWINE, ROPE		99	99	CORDAGE, FICELLE, CORDE
	TEXTILE FAB. MTL NES		20	20	OUVR. EN MAT. TEXT. NDA
	ANIMAL OILS, EXC. MARINE		27	27	HUIL. ANIM. SAUF AN. MAR.
	FISH, MARINE ANIMAL OIL	1,508		1,508	HUIL. DE POISSON, AN. MAR.
	VEG. OILS, FATS NES		22	22	HUIL. MAT. GRAS. VEG. NDA
	OILS, FATS, WAXES NES		6	6	HUIL. MAT. GRAS. CIRE NDA
	METALLIC SALTS		194	194	SELS METALLIQUES
	INORGANIC CHEMS. NES		5	5	PROD. CHIM. INORG. NDA
	ORGANIC CHEMICALS NES		75	75	PROD. CHIM. ORGAN. NDA
	PLASTIC MATERIALS		5	5	MATIERES PLASTIQUES
	DYESTUFF, PIGMENT, PAINT	4		11	MAT. COLOR. PIG. PEINTURE
	GASOLINE	150		4,942	ESSENCE
	FUEL OIL	8,223	108,535	116,758	MAZOUT
	LUBRICATING OIL, GREASE		4	4	HUIL. GRAISSE LUBRIF.
	COAL TAR, PITCH		150	150	GOUDRON, BRAI DE BOUIL.
	BARNS AND RODS, STEEL	882		359	BARRES ET TIGES ACIER
	PLATE & SHEET STEEL		251	251	TOLES, FEUILLES D'ACIER
	STRUCTURAL SHAPES	2	2,089	2,091	PROFILES DE CONSTRUCT.
	PIPES, TUBES: IRON, STEEL		239	239	TUYAUX, TUBES: FER, ACIER
	WIRE		627	627	FIL METALLIQUE
	METAL FAB. BASIC PROD.		985	985	OUVR. DE BASE EN METAL
	BUILDING BRICK, CLAY		307	307	BRIQ. A BATIR ARGILE
	BRICKS, TILES NES		35	35	BRIQUES, TUILES NDA
	GLASS BASIC PRODUCTS		354	354	OUVR. DE BASE EN VERRE
	CEMENT		23	23	CIMENT
	LIME		44	44	CHAUX
	NON-MET. MIN. BASIC PROD		114	114	PROD. MIN. NON-MET. BASE
	MISC. FABRICATED PROD.		129	129	OUVRAGES DIVERS
	TRACTORS	126		3	TRACTEURS
	MACHINERY NES	1,109		197	MACHINES NDA
PASS. AUTOS AND CHASSIS	16		730	VOITURES PART., CHASSIS	
MOTOR VEHICLE ENGINES	1		28	MOTEURS DE VEH. AUTOM.	
ROAD MOTOR VEH. NES	1		107	VEH. AUTOM. ROUTIERS NDA	
SHIPS, AIRCRAFT, MIS. VEH		11	11	NAVIRES, AVIONS, VEH. DIV	
EQUIPMENT MISC.	5		109	MATERIEL DIVERS	
PERSONAL, HSEHOLD GOODS	57		473	ART. PERS. ET MENAGERS	
WEAPONS, AMMUNITION			62	ARMES A FEU, MUNITIONS	
CONTAINERS, CLOSURES	133		3,075	CONTENEURS, FERMETURES	
MISC. ENO PRODUCTS NES	2		40	PRODUITS FINIS DIV. NDA	
GENERAL CARGO	14		7,160	MARCHANDISES DIVERSES	
PORT TOTAL	14,054 *	150,462 *	164,516 *	TOTAL DU PORT	
STEPHENVILLE	FISH, FRESH OR FROZEN	903		903	POISSON, FRAIS OU CONG.
	FISH, SALTED OR CURED	1,093		1,093	POISSON, SALE OU FUME
	LOBSTER	20		20	HOMARD
	SPICES			5	EPICES
	MISC. FOOD PREP. NES			18	DIV. PREP. ALIM. NDA
	CRUDE ANIMAL PROD. NES			287	PR. BRUTS ORIG. ANIM. NDA
	GYPSEUM	484,224		484,224	GYPSE
	BLDG. PAPER AND BOARD			27	PLAQ. CONSTR., PAP/CART.
	AGRICULTURAL CHEMICALS			2	PROD. CHIM. AGRICOLES
	PLASTIC MATERIALS			9	MATIERES PLASTIQUES
	COAL TAR, PITCH			116	GOUDRON, BRAI DE BOUIL.
	STRUCTURAL SHAPES			3,005	PROFILES DE CONSTRUCT.
	WIRE	2		2	FIL METALLIQUE
	GLASS BASIC PRODUCTS			15	OUVR. DE BASE EN VERRE
	MACHINERY NES			843	MACHINES NDA
	EQUIPMENT MISC.			31	MATERIEL DIVERS
	PERSONAL, HSEHOLD GOODS	1		1	ART. PERS. ET MENAGERS
	CONTAINERS, CLOSURES			125	CONTENEURS, FERMETURES
	GENERAL CARGO			828	MARCHANDISES DIVERSES
PORT TOTAL	486,243 *	5,312 *	491,555 *	TOTAL DU PORT	
TOMMYS ARM	PULPWOOD	43,650		43,650	BOIS A PATE
	PORT TOTAL	43,650 *	*	43,650 *	TOTAL DU PORT
NFLD-NES/T-N -NDA	LIVE ANIMALS, NES		2	2	ANIMAUX VIVANTS, NDA
	MEAT, CURED		37	37	VIANDE FUMEE OU SALEE
	FISH, FRESH OR FROZEN	20,191		20,191	POISSON, FRAIS OU CONG.
	FISH, SALTED OR CURED	100		100	POISSON, SALE OU FUME
	FRESH FRUITS, BERRIES	43		43	FRUITS, BATES FRAIS
	FROZEN FRUITS, BERRIES	15		15	FRUITS, BATES CONGELES
	FEEDS OF ANIMAL ORIGIN	607		607	PROV. D'ORIGINE ANIMALE
	PULPWOOD	65,121		65,121	BOIS A PATE
	SALT		6,784	6,784	SEL
	WASTE AND SCRAP NES		30	30	DECHETS ET REBUTS NDA
	FISH, MARINE ANIMAL OIL	2,026		2,026	HUIL. DE POISSON, AN. MAR
	CHEM. SPECIALTIES NES		4	4	PROD. CHIM. SPECIAUX NDA
	METAL FAB. BASIC PROD.		1	1	OUVR. DE BASE EN METAL
	MOTOR VEHICLE ENGINES		2	2	MOTEURS DE VEH. AUTOM.
EQUIPMENT MISC.		5	5	MATERIEL DIVERS	

TABLE 6. CARGOES HANDLED AT CANADIAN PORTS, TO AND FROM FOREIGN COUNTRIES.

TABLEAU 6. MARCHANDISES MANUTENTIONNEES DANS LES PORTS CANADIENS, A DESTINATION OU EN PROVENANCE DE PAYS ETRANGERS.

PORT	COMMODITY	TONS LOADED TONNES CHARGÉES	TONS UNLOADED TONNES DECHARGÉES	TOTAL TOTAL	MARCHANDISES
NFLD-NES/T-N -NDA (CONTO. - SUITE)	CONTAINERS,CLOSURES		101	101	CONTENEURS,FERMETURES
	GENERAL CARGO		4	4	MARCHANDISES DIVERSES
	PORT TOTAL	88,103 *	6,970 *	95,073 *	TOTAL DU PORT
	PROVINCE TOTAL	1,741,131 **	1,699,581 **	3,440,712 **	TOTAL DU PROVINCE
PR. EDWARD ISLAND / ILE CHARLOTTETOWN	DU PR. EDOUARD				
	CATTLE	64		64	BOVINS
	FRESH FRUITS,BERRIES	2		2	FRUITS, BAIES FRAIS
	POTATOES	5,070		5,070	POMMES DE TERRE
	VEGETABLES, FRESH	2		2	LEGUMES, FRAIS
	VEGETABLES, FROZEN	1,325		1,325	LEGUMES, CONGELES
	HAY,FORAGE,STRAW	72		72	FOIN,FOURAGE,PAILLE
	GROUND CEREALS NES	34		34	CEREALES MOULUES NDA
	PULPWOOD	1,170		1,170	BOIS A PATE
	CRUDE WOOD MTL.S. NES	23		23	MATIERES BOIS BRUT NDA
	CORDAGE,TWINE,ROPE		2,000	2,000	CORDAGE,FICELLE,CORDE
	POTASH		5,079	5,079	POTASSE
	FERTILIZERS NES		8,543	8,543	ENGRAIS CHIMIQUE NDA
	FUEL OIL	2,522	106,507	109,029	MAZOUT
	GENERAL CARGO	20		20	MARCHANDISES DIVERSES
	PORT TOTAL	10,304 *	122,129 *	132,433 *	TOTAL DU PORT
	SOURIS	POTATOES	12,308		12,308
VEGETABLES, FRESH		12		12	LEGUMES, FRAIS
CRUDE VEG.PROD.NES		1,077		1,077	PR.BRUTS ORIG.VEG.NDA
PULPWOOD		8,343		8,343	BOIS A PATE
GENERAL CARGO			10	10	MARCHANDISES DIVERSES
PORT TOTAL		21,740 *	10 *	21,750 *	TOTAL DU PORT
SUMMERSIDE	POTATOES	25,007		25,007	POMMES DE TERRE
	VEGETABLES, FRESH	186		186	LEGUMES, FRAIS
	VEGETABLES, FROZEN	3,360		3,360	LEGUMES, CONGELES
	VEGETABLES, DRIED	13		13	LEGUMES, SECS
	PULPWOOD	1,110		1,110	BOIS A PATE
	POTASH		4,815	4,815	POTASSE
	FERTILIZERS NES		1,650	1,650	ENGRAIS CHIMIQUE NDA
	ROAD MOTOR VEH. NES	5		5	VEH.AUTOM.ROUTIERS NDA
	PORT TOTAL	29,681 *	6,465 *	36,146 *	TOTAL DU PORT
PEI-NES/IPE-NDA	FISH,FRESH OR FROZEN	420		420	POISSON,FRAIS OU CONG.
	PULPWOOD	10,459		10,459	BOIS A PATE
	WASTE AND SCRAP NES	60		60	DECHETS ET REBUTS NDA
	PORT TOTAL	10,939 *	*	10,939 *	TOTAL DU PORT
	PROVINCE TOTAL	72,664 **	128,604 **	201,268 **	TOTAL DU PROVINCE
NOVA SCOTIA / NOUVELLE-ECOSSE	ANNAPOLIS ROYAL				
	PULPWOOD	10,838		10,838	BOIS A PATE
	PORT TOTAL	10,838 *	*	10,838 *	TOTAL DU PORT
BADDECK	PULPWOOD	28,700		28,700	BOIS A PATE
	GYPNUM	27,813		27,813	GYPSE
	MACHINERY NES		3	3	MACHINES NDA
	PORT TOTAL	56,513 *	3 *	56,516 *	TOTAL DU PORT
BRIDGEWATER	DIST.ALCOHOLIC BEV.		783	783	BOISS.ALCOOL.DIST.
	LUMBER AND TIMBER	14,959		14,959	BOIS D'OEUVRE ET CHARP.
	EXPLOS., FUSES, CAPS	3		3	EXPLOS.,AMORCES, DET.
	PORT TOTAL	14,962 *	783 *	15,745 *	TOTAL DU PORT
DIGBY	CRUDE ANIMAL PROD.NES	7		7	PR.BRUTS ORIG.ANIM.NDA
	PULPWOOD	24,418		24,418	BOIS A PATE
	PORT TOTAL	24,425 *	*	24,425 *	TOTAL DU PORT
HALIFAX	CATTLE	49		49	BOVINS
	LIVE ANIMALS, NES	8,366		8,366	ANIMAUX VIVANTS, NDA
	MEAT,FRESH OR FROZEN	352	8,047	8,399	VIANDE,FRAICHE / CONG.
	MEAT,CURED	1,216		1,216	VIANDE FUMEE OU SALEE
	MEAT AND MEAT PREP.NES	741	248	989	VIANDES ET PREP.NDA
	FISH,FRESH OR FROZEN	19,526	190	19,716	POISSON,FRAIS OU CONG.
	FISH,SALTED OR CURED	7,160	69	7,229	POISSON,SALE OU FUME
	FISH,CANNED	9,690	759	10,449	POISSON EN BOITES
	LOBSTER	337		337	HOMARD
	SHELL FISH,NES	476	539	1,015	MOLLUSQUES CRUST.,NDA
	BUTTER	3		3	BEURRE
	CHEESE	1,616	913	2,529	FROMAGE
	MILK POWDER	2,330	110	2,440	LAIT EN POWDRE
	DAIRY PROD.EGGS,HONEY	1,054	181	1,235	PROD.LAIT.,OEUF,MIEL
	BARLEY	31,092		31,092	ORGE
	OATS	2,545		2,545	AVOINE
	PYE	104		104	SEIGLE
WHEAT	322,981		322,981	BLE	

TABLE 6. CARGOES HANDLED AT CANADIAN PORTS, TO AND FROM FOREIGN COUNTRIES.

TABLEAU 6. MARCHANDISES MANUTENTIONNEES DANS LES PORTS CANADIENS, A DESTINATION OU EN PROVENANCE DE PAYS ETRANGERS.

PORT PORT	COMMODITY	TONS LOADED TONNES CHARGÉES	TONS UNLOADED TONNES DECHARGÉES	TOTAL TOTAL	MARCHANDISES
HALIFAX (CONTD. - SUITE)	CEPEALS UNMILLED,NES	65	14	79	CEREALES NON MOUL.,NDA
	CORN MEAL AND FLOUR	1,728		1,728	SEMOULE,FARINE DE MAIS
	MALT AND MALT FLOUR	8,531		8,531	MALT ET FARINE DE MALT
	WHEAT FLOUR	77,903		77,903	FARINE DE BLE
	CEREALS MILLED,NES	308		308	CEREALES MOULUES,NDA
	BAKERY PROD.,INC.FROZEN	366	69	435	PROD.BOUL.,PROD.CONG.
	MACARONI,CEREAL PROD.	224	60	284	PATES ALIM.PROD.CEREAL
	APPLES	4,438		4,438	POMMES
	FRESH FRUITS,BERRIES	134	9,966	10,100	FRUITS, BATES FRAIS
	FROZEN FRUITS, BERRIES	227		227	FRUITS, BATES CONGELES
	DRIED FRUITS	2	987	989	FRUITS SECS
	FRUIT JUICES	1,750	3,942	5,692	JUS DE FRUIT
	FRUIT PULP, PUREE		486	486	PULPE DE FRUIT, PUREE
	FRUITS, PREP. NOT CANNED		104	104	CONS. FRUITS NON BOITE
	FRUITS, PREP. CANNED	1,158	2,380	3,538	FRUITS PREP. EN BOITE
	PEANUTS	803	30	833	CACAHUETES
	NUTS,EXC.OIL NUTS NES	5	578	583	NOIX,SAUF OLEAG.NDA
	POTATOES	16,740		16,740	POMMES DE TERRE
	VEGETABLES, FRESH	5,032	788	5,820	LEGUMES, FRAIS
	VEGETABLES, FROZEN	274		274	LEGUMES, CONGELES
	VEGETABLES, DRIED	1,384	11	1,395	LEGUMES, SECS
	VEGETABLE PREP.,NES	1,784	838	2,622	PREP. DE LEGUMES NDA
	SUGAR, NES	2,765	529	3,294	SUCRE, NDA
	MOLASSES, CRUDE		2,030	2,030	MELASSE, BRUTE
	MOLASSES, REFINED		1,387	1,387	MELASSE,RAFFINEE
	SYRUP	15	14	29	SIROP
	SUGAR PREPARATIONS	1,662	3,171	4,833	PREP. A BASE DE SUCRE
	COCOA AND CHOCOLATE		1,301	1,301	CACAO ET CHOCOLAT
	COFFEE		135	135	CAFE
	TEA		4,214	4,214	THE
	SPICES	343	1,267	1,610	EPICES
	VINEGAR	6		6	VINAIGRE
	MARGARINE		1	1	MARGARINE
	SHORTENING	1		1	GRAISSE CULINAIRE
	SAUSAGE SKINS,CASINGS	192	52	244	BOYAUX A SAUCISSES
	MISC.FOOD PREP.,NES	5,621	4,972	10,593	DIV.PREP.ALIM.NDA
	HAY, FORAGE, STRAW	493		493	FOIN,FOURRAGE,PAILLE
	HULLS, SCREENINGS, CHAFF		11	11	ECOLURES,CRIBLURES,BAL
	BRAN, SHORTS, MIDDINGS	471		471	SON, ISSUES DE CEREALES
	GROUND CEREALS NES	2,300	109	2,409	CEREALES MOULUES NDA
	SOYA. OIL MEAL, CAKE	2,327		2,327	FARINE TOURT.GR.SOYA
	OIL SEED MEAL, CAKE NES	57		57	FAR.TOURT.OLEAG.NDA
	BREWERS GRAINS	23		23	GRAINS DE BRASSERIE
	FEEDS, VEGETABLE ORIGIN	749		749	PROV.DORIGINE VEGETALE
	FEEDS OF ANIMAL ORIGIN	3,448	66	3,514	PROV.DORIGINE ANIMALE
	CONC., COMPLETE FEEDS	1,524	6	1,530	CONC.,PROV.COMPLETES
	NON-ALCOHOLIC BEVERAGE	517	41	558	BOISSONS NON-ALCOOLIQ.
	ALE, BEER, STOUT, PORTER	59	54	113	ALE,BIERE,STOUT,PDRTER
	WINES	45	2,554	2,599	VINS
	FERM.ALCOHOLIC BEV.		1,160	1,160	BOISS.ALCOOL.FERME.
	DIST.ALCOHOLIC BEV.	2,478	2,712	5,190	BOISS.ALCOOL.DIST.
	CIGARETTES		1	1	CIGARETTES
	TOBACCO NES	1,508	14	1,522	TABACS NDA
	RAW HIDES AND SKINS	2,151	64	2,215	PEAUX ET CUIRS BRUT
	CRUDE ANIMAL PROD.,NES	9	121	130	PR.BRUTS ORIG.ANIM.NDA
SEEDS FOR SOWING NES	316	57	373	GRAINES DE SEMENCE NDA	
FLAXSEED	5,009		5,009	GRAINE DE LIN	
RAPESEED	4,181		4,181	GRAINE DE COLZA	
SOYA BEANS	439		439	GRAINE DE SOYA	
OIL SEEDS,NUTS NES	91	902	993	GRAINES,NOIX OLEAG.NDA	
NURSERY, GREENHSE STOCK	75	231	306	PROD.PEPINIERE,SERRE	
RUBBER, ALLIED GUMS, NAT	511	20,272	20,783	CAOUTCHOUC GOMMES NAT.	
CRUDE VEG.PROD.,NES	4,725	882	5,607	PR.BRUTS ORIG.VEG.NDA	
LOGS	4	246	250	BILLES	
BOLTS, ROUND TIMBER		131	131	BILLOTS,BOIS RONS	
CRUDE WOOD MTL., NES	271		271	MATIERES BOIS BRUT NDA	
WOOL AND ANIMAL HAIR		665	665	LAINE,POILS DANIMAL	
TEXTILE FIBRES NES	249	973	1,222	FIBRES TEXTILES NDA	
IRON ORE AND CONC	10,607		10,607	MINERAL,CONC.DE FER	
NICKEL-COPPER ORE	6,186		6,186	MINER.DE CUIVRE-NICKEL	
ORES AND CONC,NES	1,525		1,525	MINERAIS ET CONC.NDA	
IRON AND STEEL SCRAP	830		830	DECHETS DE FER, DACIER	
NON-FERROUS MET.SCRAP	8,055	155	8,210	DECHETS METAL.NON FER.	
SLAG,CROSS,BY-PRODUCTS	2,575	136	2,711	POUS.GUEUL.SCOR.PROD.	
COAL,BITUMINOUS	28		28	CHARBON BITUMINEUX	
CRUDE PETROLEUM		3,905,516	3,905,516	PETROLE BRUT	
ASBESTOS	37,283	24	37,307	AMIANTE	
CHINA CLAY		97	97	KAOLIN	
CLAY MATERIALS NES	2		2	MATIERES ARGIL.NDA	
LIMESTONE	20	27	47	PIERRE CALCAIRE	
STONE,CRUDE NES		840	840	PIERRE BRUTE NDA	
GYPSUM	1,691,584	14	1,691,598	GYPSE	
SALT	4,324	7,285	11,609	SEL	

TABLE 6. CARGOES HANDLED AT CANADIAN PORTS, TO AND FROM FOREIGN COUNTRIES.

TABLEAU 6. MARCHANDISES MANUTENTIONNEES DANS LES PORTS CANADIENS, A DESTINATION OU EN PROVENANCE DE PAYS ETRANGERS.

PORT PORT	COMMODITY	TONS LOADED TONNES CHARGÉES	TONS UNLOADED TONNES DECHARGÉES	TOTAL TOTAL	MARCHANDISES
HALIFAX (CONTD. - SUITE)	SULPHUR IN ORES		46	46	SOUFRE EN MINERAI
	CRUDE NON-MET. MIN. NES	2,179	63	2,242	MIN. NON-MET. BRUTS NDA
	COTTON, TEXTILE WASTE	149	187	336	DECHETS DE COTON, TEXT.
	WASTE AND SCRAP NES	1,851	29	1,880	DECHETS ET REBUTS NDA
	LEATHER	109	19	128	CUIR
	RUBBER FAB. MATERIALS	64	588	652	DEMI-PROD. CAOUTCHOUC
	LUMBER AND TIMBER	16,532	3,468	20,000	BOIS D'OEUVRE ET CHARP.
	FLOORING	832	45	877	LAMES POUR PARQUET
	RAILWAY TIES	591		591	TRAVERSES DE CH. FER
	SHINGLES AND SHAKES	690		690	BARDEAUX, BARD. FACADE
	VENEER, PLYWOOD	96	2,774	2,870	PLACAGES, CONTRE-PLAQ.
	COOPERAGE STOCK	2,775		2,775	DEMI-PROD. TONNELLERIE
	WOOD FAB. MATERIALS	2,020	55	2,075	DEMI-PRODUITS EN BOIS
	PULP	7,054	21	7,075	PATE
	NEWSPRINT PAPER	30,331		30,331	PAPIER JOURNAL
	PAPER NES	7,051	129	7,180	PAPIER NDA
	PAPERBOARD	17,403	86	17,489	CARTON
	BLDG. PAPER AND BOARD	4,712	90	4,802	PLAQ. CONSTR., PAP/CART.
	WET MACHINE BOARD	73	25	98	CARTON EN PATE PRESSE
	CORDAGE, TWINE, ROPE		1,711	1,711	CORDAGE, FICELLE, CORDE
	JUTE WOVEN FABRICS		84	84	TISSUS DE JUTE
	TEXTILE FAB. MTL NES	4,405	5,651	10,056	OUVR. EN MAT. TEXT. NDA
	ANIMAL OILS, EXC. MARINE	4,123		4,123	HUIL. ANIM. SAUF AN. MAR.
	FISH, MARINE ANIMAL OIL	804	105	909	HUIL. DE POISSON, AN. MAR
	SOYABEAN OIL	432		432	HUIL. DE SOYA
	VEG. OILS, FATS NES	997	6,172	7,169	HUIL. MAT. GRAS. VEG. NDA
	OILS, FATS, WAXES NES	201	56	257	HUIL. MAT. GRAS. CIRE NDA
	SULPHURIC ACID	18		18	ACIDE SULFURIQUE
	METALLIC SALTS	1,888	3,117	5,005	SELS METALLIQUES
	INORGANIC CHEMS. NES	2,159	546	2,705	PROD. CHIM. INORG. NDA
	ORGANIC CHEMICALS NES	13,946	5,361	19,307	PROD. CHIM. ORGAN. NDA
	EXPLOS., FUSES, CAPS	295	217	512	EXPLOS., AMORCES, DET.
	POTASH	117	11	128	POTASSE
	FERTILIZERS NES	274	55	329	ENGRAIS CHIMIQUE NDA
	AGRICULTURAL CHEMICALS	153	189	342	PROD. CHIM. AGRICOLES
	SYNTHETIC RUBBER	2,579	415	2,994	CAOUTCHOUC SYNTHETIQUE
	PLASTIC MATERIALS	3,588	2,809	6,397	MATIERES PLASTIQUES
	DYESTUFF, PIGMENT, PAINT	372	3,603	3,975	MAT. COLOR. PIG. PEINTURES
	CHEM. SPECIALTIES NES	769	611	1,380	PROD. CHIM. SPECIALS NDA
	GASOLINE	3,048	29,041	32,089	ESSENCE
	FUEL OIL	437,831	1,284,919	1,722,750	MAZOUT
	LUBRICATING OIL, GREASE	84	47	131	HUIL. GRAISSE LUBRIF.
	ASPHALTS, ROAD OILS	6,806		6,806	ASPHALTE, BITUME LIQ.
	PETROL. COAL PROD. NES	212		212	DERIVE PETR. CHARR. NDA
	FERRO-ALLOYS	195	21	216	FERRO-ALLIAGES
	PIG IRON	40		40	FER EN GUEUSE
	PRIMARY IRON, STEEL NES	188	7	195	FER, ACIER PRIMAIR. NDA
	CASTINGS, FORGINGS	51	223	274	MOUL. PIECES FORGEES
	BAR AND RODS, STEEL	11,479	88	11,567	BARRES ET TIGES ACIER
	PLATE & SHEET STEEL	7,358	1,861	9,219	TOLES, FEUILLES D'ACIER
	STRUCTURAL SHAPES	4,358	5,058	9,416	PROFILES DE CONSTRUCT.
	RAILS & TRACK MATERIAL	235	1,071	1,306	RAILS, MAT. VOIE FERREE
	PIPES, TUBES: IRON, STEEL	2,050	2,778	4,828	TUYAUX, TUBES: FER, ACIER
	WIRE	3,144	4,985	8,129	FIL METALLIQUE
	ALUMINIUM	4,927	2,425	7,352	ALUMINIUM
	COPPER AND ALLOYS	12,518	298	12,816	CUIVRE ET ALLIAGES
	LEAD AND ALLOYS	227	88	315	PLOMB ET ALLIAGES
	NICKEL AND ALLOYS	7,154	20	7,174	NICKEL ET ALLIAGES
	ZINC AND ALLOYS	3,781	70	3,851	ZINC ET ALLIAGES
	NON-FERROUS METALS NES	595	40	635	METAUX NON-FERREUX NDA
	METAL FAB. BASIC PROD.	4,051	9,494	13,545	OUVR. DE BASE EN METAL
	BUILDING BRICK, CLAY	260	175	435	BRIQ. A BATIR ARGILE
	DRAIN TILES, PIPES		11	11	TUILES TUY. DE ORATNAGE
	BRICKS, TILES NES	2,072	785	2,857	BPTQUES, TUILES NDA
	GLASS BASIC PRODUCTS	81	6,389	6,470	OUVR. DE BASE EN VERRE
	ASBESTOS BASIC PROD.	1,133	53	1,186	OUVR. DE BASE AMIANTE
	CEMENT	1,431	2,488	3,919	CIMENT
	CEMENT BASIC PROD.	1		1	OUVR. DE BASE CIMENT
	NON-MET. MIN. BASIC PROD	207	1,233	1,440	PROD. MIN. NON-MET. BASE
	MISC. FABRICATED PROD.	340	1,440	1,780	OUVRAGES DIVERS
	TRACTORS	1,717	273	1,990	TRACTEURS
	MACHINERY NES	4,493	16,164	20,657	MACHINES NDA
	RAILWAY ROLLING STOCK	3	25	28	MAT. ROUL. DE CH. DE FER
	PASS. AUTOS AND CHASSIS	955	5,528	6,483	VOITURES PART., CHASSIS
	BUSES AND CHASSIS	1	1	2	AUTOBUS ET CHASSIS
	TRUCKS AND CHASSIS	2,608	8	2,616	CAMIONS ET CHASSIS
	MOTOR VEHICLE ENGINES	1,496	18,806	20,302	MOTEURS DE VEH. AUTOM.
	ROAD MOTOR VEH. NES	59	1,032	1,091	VEH. AUTOM. ROUTIERS NDA
	SHIPS, AIRCRAFT, MIS. VEH	281	2,141	2,422	NAVIRES, AVIONS, VEH. DIV
	RUBBER TIRES AND TUBES	358	840	1,198	PNEUS, CHAMBRES A AIR
	EQUIPMENT MISC.	7,042	6,633	13,675	MATERIEL DIVERS
	PERSONAL, HOUSEHOLD GOODS	3,986	14,673	18,659	ART. PERS. ET MENAGERS
	FIR. ARMS, AMMUNITION	1,997	546	2,543	ARMES A FEU, MUNITIONS

TABLE 6. CARGOES HANDLED AT CANADIAN PORTS, TO AND FROM FOREIGN COUNTRIES.

TABLEAU 6. MARCHANDISES MANUTENTIONNEES DANS LES PORTS CANADIENS, A DESTINATION OU EN PROVENANCE DE PAYS ETRANGERS.

PORT	COMMODITY	TONS LOADED TONNES CHARGEES	TONS UNLOADED TONNES DECHARGEES	TOTAL TOTAL	MARCHANDISES
HALIFAX (CONTD. - SUITE)	CONTAINERS,CLOSURES	16,467	2,708	19,175	CONTENEURS,FERMETURES
	MISC. END PRODUCTS NES	2,068	10,132	12,200	PRODUITS FINIS DIV.NDA
	GENERAL CARGO	3,232	7,253	10,485	MARCHANDISES DIVERSES
	PORT TOTAL	3,044,300 *	5,475,957 *	8,520,257 *	TOTAL DU PORT
HANTSPOINT	GYPSUM	1,643,267		1,643,267	GYPSE
	POTASH		2,464	2,464	POTASSE
	FERTILIZERS NES		2,460	2,460	ENGRAIS CHIMIQUE NDA
	PORT TOTAL	1,643,267 *	4,924 *	1,648,191 *	TOTAL DU PORT
LITTLE NARROWS	GYPSUM	420,346		420,346	GYPSE
	PORT TOTAL	420,346 *	*	420,346 *	TOTAL DU PORT
LIVERPOOL	SULPHUR IN ORES		6,289	6,289	SOUFRE EN MINERAI
	WASTE AND SCRAP NES	573		573	DECHETS ET REBUTS NDA
	VENEER,PLYWOOD		44	44	PLACAGES,CONTRE-PLAQ.
	PORT TOTAL				
LUNENBURG	NEWSPRINT PAPER	118,771		118,771	PAPIER JOURNAL
	METALLIC SALTS		12,714	12,714	SELS METALLIQUES
	CONTAINERS,CLOSURES		653	653	CONTENEURS,FERMETURES
	PORT TOTAL	119,344 *	19,700 *	139,044 *	TOTAL DU PORT
MULGRAVE	FISH,FRESH OR FROZEN	53		53	POISSON,FRAIS OU CONG.
	DIST.ALCOHOLIC BEV.		92	92	BOISS.ALCOOL.DIST.
	SAND AND GRAVEL		314	314	SABLE ET GRAVIERS
	PORT TOTAL	3,955	406 *	4,414 *	EXPLOS.,AMORCES, DET. TOTAL DU PORT
NORTH SYDNEY	PULPWOOD	15,105		15,105	BOIS A PATE
	PORT TOTAL	15,105 *	*	15,105 *	TOTAL DU PORT
NORTH SYDNEY	CATTLE	70	127	197	BOVINS
	MEAT,FRESH OR FROZEN	324		324	VIANDE,FRAICHE / CONG.
	FISH,FRESH OR FROZEN	141		141	POISSON,FRAIS OU CONG.
	WHEAT FLOUR	368		368	FARINE DE BLE
	FRESH FRUITS,BERRIES	126		126	FRUITS, BAIES FRAIS
	FRUITS, PREP. CANNED	15		15	FRUITS PREP. EN BOITE
	NUTS,EXC.DIL NUTS NES	15		15	NOIX,SAUF OLEAG.NDA
	POTATOES	199		199	POMMES DE TERRE
	VEGETABLES, FRESH	1,320		1,320	LEGUMES, FRAIS
	VEGETABLE PREP.NES	34		34	PREP. DE LEGUMES NDA
	SUGAR, NES	230		230	SUCRE, NDA
	MISC.FOOD PREP.NES	24		24	DIV.PREP.ALIM.NDA
	HAY, FORAGE, STRAW	1,708		1,708	FOIN,FOURRAGE,PAILLE
	BRAN, SHORTS, MIDDINGS	50		50	SON,ISSUES DE CEREALES
	GROUND CEREALS NES	875		875	CEREALES MOULUES NDA
	CONC.COMPLET FEEDS	20		20	CONC.,PROV.COMPLETES
	RAW HIDES AND SKINS		2	2	PEAUX ET CUIRS BRUT
	NURSERY, GREENHSE STOCK	25		25	PROD.PEPINIERE,SERRE
	COAL,BITUMINOUS	970		970	CHARBON BITUMINEUX
	WASTE AND SCRAP NES	353		353	DECHETS ET REBUTS NDA
	LUMBER AND TIMBER	212		212	BOIS DOEUVRE ET CHARP.
	TEXTILE FAB.MTL NES	20		20	OUVR-EN MAT.TEXT.NDA
	GASOLINE	65		65	ESSENCE
	FUEL OIL	341		341	MAZOUT
	LUBRICATING OIL, GREASE	41		41	HUILE,GRAISSE LUBRIF.
	ASPHALTS,ROAD OILS	110		110	ASPHALTE,BITUME LIQO.
	PETROL.COAL PRDD.NES	17		17	DERIVE PETR.CHARB.NDA
	STRUCTURAL SHAPES	10	15	25	PROFILES DE CONSTRUCT.
	METAL FAB.BASIC PRDD.	47		47	OUVR-DE BASE EN METAL
	BUILDING BRICK, CLAY	10		10	BRIQ.A BATIR ARGILE
	MACHINERY NES	5		5	MACHINES NDA
	PASS.AUTOS AND CHASSIS	5	41	46	VOITURES PART.,CHASSIS
	SHIPS,AIRCRAFT,MIS.VEH		2	2	NAVIRES,AVIONS,VEH.DIV
	EQUIPMENT MISC.	30		30	MATERIEL DIVERS
	PERSONAL,HSEHOLD GOODS		1	1	ART.PERS.ET MENAGERS
CONTAINERS,CLOSURES	38	89	127	CONTENEURS,FERMETURES	
GENERAL CARGO	1,366	38	1,404	MARCHANDISES DIVERSES	
PORT TOTAL	9,184 *	315 *	9,499 *	TOTAL DU PORT	
PARRSBORO	PULPWOOD	4,437		4,437	BOIS A PATE
	LUMBER AND TIMBER	6,263		6,263	BOIS DOEUVRE ET CHARP.
	PORT TOTAL	10,700 *	*	10,700 *	TOTAL DU PORT
PICTOU	METALLIC SALTS		8,879	8,879	SELS METALLIQUES
	PORT TOTAL	*	8,879 *	8,879 *	TOTAL DU PORT
PORT HAWKESBURY	PULPWOOD	3,515		3,515	BOIS A PATE
	CRUDE PETROLEUM		18,207	18,207	PETROLE BRUT
	GYPSUM	637,271		637,271	GYPSE
	SULPHUR IN ORES		2,240	2,240	SOUFRE EN MINERAI
	PULP	33,343		33,343	PATE
	BLDG.PAPER AND BOARD		168	168	PLAQ.CONSTE.,PAP/CART.

TABLE 6. CARGOES HANDLED AT CANADIAN PORTS, TO AND FROM FOREIGN COUNTRIES.

TABLEAU 6. MARCHANDISES MANUTENTIONNEES DANS LES PORTS CANADIENS, A DESTINATION OU EN PROVENANCE DE PAYS ETRANGERS.

PORT PORT	COMMODITY	TONS LOADED TONNES CHARGÉES	TONS UNLOADED TONNES DECHARGÉES	TOTAL TOTAL	MARCHANDISES
PORT HAWKESBURY (CONTD. - SUITE)	FUEL OIL		217,556	217,556	MAZOUT
	STRUCTURAL SHAPES		3	3	PROFILES DE CONSTRUCT.
	NON-MET. MIN. BASIC PROD		272	272	PROD. MIN. NON-MET. BASE
	MACHINERY NES		6,437	6,437	MACHINES NDA
	FIREARMS, AMMUNITION		1	1	ARMES A FEU, MUNITIONS
	PORT TOTAL	674,129 *	244,884 *	919,013 *	TOTAL DU PORT
PUGWASH	PULPWOOD	12,650		12,650	BOIS A PATE
	SALT	74,544		74,544	SEL
	PORT TOTAL	87,194 *		87,194 *	TOTAL DU PORT
SHEET HARBOUR	PULP	25,270		25,270	PATE
	PORT TOTAL	25,270 *		25,270 *	TOTAL DU PORT
SHELburnE	SHIPS, AIRCRAFT, MIS. VEH	8		8	NAVIRES, AVIONS, VEH. DIV
	PORT TOTAL	8 *		8 *	TOTAL DU PORT
SYDNEY	PULPWOOD	7,950		7,950	BOIS A PATE
	ALUMINA, BAUXITE ORES		27,441	27,441	MINERAIS ALUMINE, BAUX.
	IRON ORE AND CONC		99,084	99,084	MINERAI, CONC. DE FER
	MANGANESE ORE		3,300	3,300	MINERAI DE MANGANESE
	COAL, NES		133,010	133,010	CHARBON, NDA
	FLUORSPAR		5,610	5,610	SPATH FLUOR
	CRUDE NON-MET. MIN. NES	595		595	MIN. NON-MET. BRUTS NDA
	FUEL OIL		91,867	91,867	MAZOUT
	COKE	23,619		23,619	COKE
	FERRO-ALLOYS		3,089	3,089	FERRO-ALLIAGES
	PRIMARY IRON, STEEL NES	64,908		64,908	FER, ACIER PRIMAIR, NDA
	BAR AND RODS, STEEL	27,267		27,267	BARRES ET TIGES ACIER
	NON-FERROUS METALS NES		2,576	2,576	METAUX NON-FERREUX NDA
	BRICKS, TILES NES		5,705	5,705	BRIQUES, TUILES NDA
	PASS. AUTOS AND CHASSIS		727	727	VOITURES PART., CHASSIS
	PORT TOTAL	124,339 *	372,409 *	496,748 *	TOTAL DU PORT
WALTON	COPPER ORE AND CONC.	36		36	MINERAIS, CONC. CUIVRE
	LEAD ORE AND CONC.	765		765	MINERAI, CONC. DE PLOMB
	ORES AND CONC. NES	2		2	MINERAIS ET CONC. NDA
	SLAG, DROSS, BY-PRODUCTS	1,955		1,955	POUS. GUEUL. SCOR. PROD.
	BARYTES, NATURAL	93,508		93,508	BARYTINE NATURELLE
	GYP SUM	17,536		17,536	GYPSE
	COPPER AND ALLOYS	8		8	CUIVRE ET ALLIAGES
	LEAD AND ALLOYS	502		502	PLOMB ET ALLIAGES
	PORT TOTAL	114,312 *		114,312 *	TOTAL DU PORT
WEYMOUTH	PULPWOOD	8,689		8,689	BOIS A PATE
	LUMBER AND TIMBER	4,538		4,538	BOIS D'OEUVRE ET CHARP.
	PORT TOTAL	13,227 *		13,227 *	TOTAL DU PORT
WOLFVILLE	PULPWOOD	2,520		2,520	BOIS A PATE
	PORT TOTAL	2,520 *		2,520 *	TOTAL DU PORT
YARMOUTH	CATTLE	4	4	8	BOVINS
	LIVE ANIMALS, NES		6	6	ANIMAUX VIVANTS, NDA
	MEAT AND MEAT PREP. NES	5		5	VIANDES ET PREP. NDA
	FISH, FRESH OR FROZEN	14,533	318	14,851	POISSON, FRAIS OU CONG.
	LOBSTER	2,886	8	2,894	HOMARD
	WHEAT FLOUR		323	323	FARINE DE BLE
	FRESH FRUITS, BERRIES	600	125	725	FRUITS, BAIES FRAIS
	DRIED FRUITS	16		16	FRUITS SECS
	FRUIT JUICES	527	139	666	JUS DE FRUIT
	VEGETABLES, FRESH	197	104	301	LEGUMES, FRAIS
	SPICES		3	3	EPICES
	FEEDS OF ANIMAL ORIGIN		22	22	PROD. D'ORIGINE ANIMALE
	DIST. ALCOHOLIC BEV.	227	11	238	BOISS. ALCOOL. DIST.
	NURSERY, GREENHOUSE STOCK	22		22	PROD. PEPINIERE, SERRE
	CRUDE VEG. PROD. NES	1,181		1,181	PR. BRUTS ORIG. VEG. NDA
	CRUDE WOOD MTL. NES	218		218	MATIERES BOIS BRUT NDA
	TEXTILE FIBRES NES		127	127	FIBRES TEXTILES NDA
	COTTON, TEXTILE WASTE		30	30	DECHETS DE COTON, TEXT.
	RUBBER FAB. MATERIALS		10	10	DEMI-PROD. CAOUTCHOUC
	LUMBER AND TIMBER	20		27	BOIS D'OEUVRE ET CHARP.
	COOPERAGE STOCK		3	3	DEMI-PROD. TONNELLERIE
	WOOD FAB. MATERIALS	24		34	DEMI-PRODUITS EN BOIS
	PAPER NES	10		67	PAPIER NDA
	BLOG. PAPER AND BOARD		42	42	PLAQ. CONSTR., PAP/CART.
	CORRAGE, TWINE, ROPE		53	53	CORRAGE, FICELLE, CORDE
	TEXTILE FAB. MTL NES	183		474	OUVR. EN MAT. TEXT. NDA
	VEG. OILS, FATS NES		5	5	HUIL. MAT. GRAS. VEG. NDA
	OILS, FATS, WAXES NES		5	5	HUIL. MAT. GRAS. CIRE NDA
	ORGANIC CHEMICALS NES		77	77	PROD. CHIM. ORGAN. NDA
	FERTILIZERS NES	45		45	ENGRAIS CHIMIQUE NDA
AGRICULTURAL CHEMICALS	190		190	PROD. CHIM. AGRICOLES	

TABLE 6. CARGOES HANDLED AT CANADIAN PORTS, TO AND FROM FOREIGN COUNTRIES.

TABLEAU 6. MARCHANDISES MANUTENTIONNEES DANS LES PORTS CANADIENS, A DESTINATION OU EN PROVENANCE DE PAYS ETRANGERS.

PORT	COMMODITY	TONS LOADED TONNES CHARGÉES	TONS UNLOADED TONNES DECHARGÉES	TOTAL TOTAL	MARCHANDISES	
YARMOUTH (CONTO. - SUITE)	PLASTIC MATERIALS	5		5	MATIERES PLASTIQUES	
	DYESTUFF, PIGMENT, PAINT		4	4	MAT. COLOR, PIG. PEINTURE	
	LUBRICATING OIL, GREASE		2	2	HUILE, GRAISSE LUBRIF.	
	CASTINGS, FORGINGS	20		20	MOUL. PIECES FORGÉES	
	PLATE & SHEET STEEL		50	50	TOLES, FEUILLES D'ACIER	
	WIRE	58		58	FIL METALLIQUE	
	METAL FAB. BASIC PROD.	650	612	1,262	OUVR. DE BASE EN METAL	
	MISC. FARRICATED PROD.	182	24	206	OUVRAGES DIVERS	
	MACHINERY NES	100	854	954	MACHINES NDA	
	PASS. AUTOS AND CHASSIS	8	14	22	VOITURES PAPT., CHASSIS	
	ROAD MOTOR VEH. NES	1	135	136	VEH. AUTOM. ROUTIERS NDA	
	SHIPS, AIRCRAFT, MIS. VEH	13		13	NAVIRES, AVIONS, VEH. DIV	
	EQUIPMENT MISC.		7	7	MATERIEL DIVERS	
	PERSONAL, HSEHOLD GOODS	54	187	241	ART. PERS. ET MENAGERS	
	CONTAINERS, CLOSURES		1,062	1,062	CONTENEURS, FERMETURES	
	MISC. END PRODUCTS NES	42	56	98	PRODUITS FINIS DIV. NDA	
	GENERAL CARGO	84	131	215	MARCHANDISES DIVERSES	
	PORT TOTAL	22,105 *	5,111 *	27,216 *	TOTAL DU PORT	
	NS. -NES/N-E.-NDA	FISH, FRESH OR FROZEN	2,577		2,577	POISSON, FRAIS OU CONG.
		LOBSTER	10		10	HOMARD
		SHELL FISH, NES	35		35	MOLLUSQUES CRUST., NDA
PULPHOOD		21,705		21,705	BOIS A PATE	
CRUDE OIL MTLS. NES		2,600		2,600	MATIERES BOIS BRUT NDA	
WASTE AND SCRAP NES		1,374		1,374	DECHETS ET REBUTS NDA	
LUMBER AND TIMBER		2,338		2,338	BOIS D'OEUVRE ET CHARP.	
MACHINERY NES			2	2	MACHINES NDA	
SHIPS, AIRCRAFT, MIS. VEH		12		12	NAVIRES, AVIONS, VEH. DIV	
CONTAINERS, CLOSURES			132	132	CONTENEURS, FERMETURES	
PORT TOTAL		30,651 *	134 *	30,785 *	TOTAL DU PORT	
PROVINCE TOTAL		6,466,747 **	6,133,505 **	12,600,252 **	TOTAL DU PROVINCE	
NEW BRUNSWICK / NOUVEAU-BRUNSWICK						
	BATHURST					
	PAPERBOARD	57,929		57,929	CARTON	
	METALLIC SALTS		2,240	2,240	SLS METALLIQUES	
	FUEL OIL		156,647	156,647	HAZOUT	
	PORT TOTAL	57,929 *	158,887 *	216,816 *	TOTAL DU PORT	
HELL GOUNE	COPPER ORE AND CONC.	2,243		2,243	MINERAI, CONC. CUIVRE	
	LEAD ORE AND CONC.	1,232		1,232	MINERAI, CONC. DE PLOMB	
	ZINC ORE AND CONC.	7,839		7,839	MINERAI, CONC. DE ZINC	
	PHOSPHATE ROCK		178,823	178,823	ROCHE PHOSPHATEE	
	FERTILIZERS NES	14,646		14,646	ENGRAIS CHIMIQUE NDA	
	LEAD AND ALLOYS	3,128		3,128	PLOMB ET ALLIAGES	
	ZINC AND ALLOYS	10,489		10,489	ZINC ET ALLIAGES	
	NON-FERROUS METALS NES	3		3	METAUX NON-FERREUX NDA	
	PORT TOTAL	39,580 *	178,823 *	218,403 *	TOTAL DU PORT	
	CARAQUET	PULPHOOD	1,460		1,460	BOIS A PATE
PAPERBOARD		5,724		5,724	CARTON	
FISH, MARINE ANIMAL OIL		5,678		5,678	HUIL. DE POISSON, AN. MAR	
PORT TOTAL		12,862 *	*	12,862 *	TOTAL DU PORT	
CHATHAM	PULP	3,415		3,415	PATE	
	PORT TOTAL	3,415 *	*	3,415 *	TOTAL DU PORT	
DALHOUSIE	SUGAR, NES	13		13	SUCRE, NDA	
	LEAD ORE AND CONC.	79,465		79,465	MINERAI, CONC. DE PLOMB	
	ZINC ORE AND CONC.	211,395		211,395	MINERAI, CONC. DE ZINC	
	ORES AND CONC. NES	17,374		17,374	MINERAIS ET CONC. NDA	
	SLAG, DROSS, BY-PRODUCTS	3,073		3,073	POUS. GUEUL. SCOR. PROD.	
	ASBESTOS	60		60	AMIANTE	
	SALT		4,803	4,803	SEL	
	WASTE AND SCRAP NES	40	7	47	DECHETS ET REBUTS NDA	
	LUMBER AND TIMBER	34		34	BOIS D'OEUVRE ET CHARP.	
	PULP	11,381		11,381	PATE	
	NEWSPRINT PAPER	245,238		245,238	PAPIER JOURNAL	
	PAPER NES	77		77	PAPIER NDA	
	CORDAGE, TWINE, ROPE		4	4	CORDAGE, FICELLE, CORDE	
	METALLIC SALTS		11,075	11,075	SLS METALLIQUES	
	FUEL OIL		224,352	224,352	HAZOUT	
	COPPER AND ALLOYS	2		2	CUIVRE ET ALLIAGES	
	LEAD AND ALLOYS	4		4	PLOMB ET ALLIAGES	
	ZINC AND ALLOYS	616		616	ZINC ET ALLIAGES	
	NON-FERROUS METALS NES	225		225	METAUX NON-FERREUX NDA	
	METAL FAB. BASIC PROD.	4		4	OUVR. DE BASE EN METAL	
	SHIPS, AIRCRAFT, MIS. VEH		3	3	NAVIRES, AVIONS, VEH. DIV	
	CONTAINERS, CLOSURES		619	619	CONTENEURS, FERMETURES	
	PORT TOTAL	569,001 *	240,863 *	809,864 *	TOTAL DU PORT	
GRAND MANAN	FISH, FRESH OR FROZEN	14,356		14,356	POISSON, FRAIS OU CONG.	

TABLE 6. CARGOES HANDLED AT CANADIAN PORTS, TO AND FROM FOREIGN COUNTRIES.

TABLEAU 6. MARCHANDISES MANUTENTIONNEES DANS LES PORTS CANADIENS, A DESTINATION OU EN PROVENANCE DE PAYS ETRANGERS.

PORT PORT	COMMODITY	TONS LOADED TONNES CHARGEES	TONS UNLOADED TONNES DECHARGEES	TOTAL TOTAL	MARCHANDISES	
GRAND MANAN (CONTD. - SUITE)	FISH,SALTED OR CURED	18		18	POISSON,SALE OU FUME	
	FISH,CANNED	14		14	POISSON EN BOITES	
	LOBSTER	58		58	HOMARD	
	CRUDE ANIMAL PROD.NES	1,224		1,224	PR.BRUTS ORIG.ANIM.NDA	
	WASTE AND SCRAP NES	22		22	DECHETS ET REBUTS NDA	
	MACHINERY NES		2	2	MACHINES NDA	
	SHIPS,AIRCRAFT,MIS.VEH	1		1	NAVIRES,AVIONS,VEH.DIV	
	PORT TOTAL	15,693 *	2 *	15,695 *	TOTAL OU PORT	
MONCTON	PULPWOOD	1,650		1,650	BOIS A PATE	
	SAND AND GRAVEL		11,801	11,801	SABLE ET GRAVIERS	
	PORT TOTAL	1,650 *	11,801 *	13,451 *	TOTAL OU PORT	
NEWCASTLE	PULPWOOD	4,500		4,500	BOIS A PATE	
	LEAD ORE AND CONC.	20,625		20,625	MINERAI,CONC.DE PLOMB	
	ZINC ORE AND CONC.	61,892		61,892	MINERAI,CONC.DE ZINC	
	LUMBER AND TIMBER	1,892		1,892	BOIS D'OEUVRE ET CHARP.	
	PULP	115,529		115,529	PATE	
	PAPER NES	23		23	PAPIER NDA	
	EXPLOS., FUSES, CAPS		702	702	EXPLOS.,AMORCES, DET.	
	FUEL OIL		37,058	37,058	MAZOUT	
	MACHINERY NES		2,109	2,109	MACHINES NDA	
	ROAD MOTOR VEH. NES		139	139	VEH.AUTOM.ROUTIERS NDA	
	PORT TOTAL	204,461 *	40,008 *	244,469 *	TOTAL DU PORT	
	SAINT JOHN	CATTLE	2,867	8	2,875	BOVINS
		LIVE ANIMALS, NES	621		621	ANIMAUX VIVANTS, NDA
		MEAT,FRESH OR FROZEN	2,670	18,027	20,697	VIANDE,FRAICHE / CONG.
MEAT,CURED			665	665	VIANDE FUMEE OU SALEE	
MEAT AND MEAT PREP.NES		128	858	986	VIANDES ET PREP.NDA	
FISH,FRESH OR FROZEN		1,188	417	1,605	POISSON,FRAIS OU CONG.	
FISH,SALTED OR CURED			17	17	POISSON,SALE OU FUME	
FISH,CANNED		2,080	23	2,103	POISSON EN BOITES	
LOBSTER		11		11	HOMARD	
SHELL FISH,NES		97	239	336	MOLLUSQUES CRUST.,NDA	
CHEESE		74	277	351	FROMAGE	
MILK POWDER		18,821		18,821	LAIT EN POUDRE	
DAIRY PROD.EGGS,HONEY		41	30	71	PROD.LAIT.,OEUF,MIEL	
CDRN		46		46	MAIS	
OATS		579		579	AVOINE	
WHEAT		501,840		501,840	BLE	
CEREALS UNMILLED,NES		563	29	592	CEREALES NON MOUL.,NDA	
MALT AND MALT FLOUR		1,723		1,723	MALT ET FARINE DE MALT	
WHEAT FLOUR		215,970		215,970	FARINE DE BLE	
CEREALS MILLED,NES		22		22	CEREALES MOULUES,NDA	
BAKERY PROD.INC.FROZEN		24	169	193	PROD.BOUL.,PROD.CONG.	
MACARONI,CEREAL PROD.		293	398	691	PATES ALIM.PROD.CEREAL	
APPLES		3,085		3,085	POMMES	
BANANAS AND PLANTAINS		248		248	BANANES ET PLANTAINS	
FRESH FRUITS,BERRIES		100,177	218	100,395	FRUITS, BAIES FRAIS	
FROZEN FRUITS, BERRIES		5		5	FRUITS, BAIES CONGELES	
DRIED FRUITS			308	308	FRUITS SECS	
FRUIT JUICES		74	445	519	JUS DE FRUIT	
FRUIT PULP, PUREE			3	3	PULPE DE FRUIT, PUREE	
FRUIT,PRES.NOT CANNED			95	95	CONS. FRUITS NON BOITE	
FRUITS, PREP. CANNED		20	549	569	FRUITS PREP. EN BOITE	
PEANUTS		285	50	335	CACAHUETES	
NUTS,EXC.OIL NUTS NES			141	141	NOIX, SAUF OLEAG.NDA	
POTATOES		59,904		59,904	POMMES DE TERRE	
VEGETABLES, FRESH		3,308	72	3,380	LEGUMES, FRAIS	
VEGETABLES, FROZEN		2,984		2,984	LEGUMES, CONGELES	
VEGETABLES, DRIED		9,438	13	9,451	LEGUMES, SECS	
VEGETABLE PREP.NES		667	189	856	PREP. DE LEGUMES NDA	
RAW SUGAR			250,589	250,589	SUCRE BRUT	
SUGAR, NES		991		991	SUCRE, NDA	
MOLASSES, CRUDE			3,375	3,375	MELASSE, BRUTE	
MOLASSES, REFINED			14,284	14,284	MELASSE,RAFFINEE	
SYRUP		4	38	42	SIROP	
SUGAR PREPARATIONS		1	1,542	1,543	PREP. A BASE DE SUCRE	
COCOA AND CHOCOLATE		19	1,398	1,417	CACAO ET CHOCOLATE	
COFFEE			1,710	1,710	CAFE	
TEA			2,224	2,224	THE	
SPICES			16	16	EPICES	
VINEGAR		4	21	25	VINAIGRE	
SAUSAGE SKINS,CASTINGS		107	107	214	BOYAUX A SAUCISSES	
MISC.FOOD PREP.NES		7,297	1,070	8,367	DIV.PREP.ALIM.NDA	
GROUND CEREALS NES		150		150	CEREALES MOULUES NDA	
SOYA. OIL MEAL, CAKE		24,117		24,117	FARINE TOURT.GR.SOYA	
FEEDS,VEGETABLE ORIGIN		56		56	PROV.DDRIGINE VEGETALE	
FEEDS OF ANIMAL ORIGIN		147		147	PROV.DDRIGINE ANIMALE	
CONC.,COMPLETE FEEDS		2,187	102	2,289	CONC.,PROV.COMPLETES	
NON-ALCOHOLIC BEVERAGE			49	49	BOISSONS NON-ALCOHOL.	

TABLE 6. CARGOES HANDLED AT CANADIAN PORTS, TO AND FROM FOREIGN COUNTRIES.

TABLEAU 6. MARCHANDISES MANUTENTIONNEES DANS LES PORTS CANADIENS, A DESTINATION OU EN PROVENANCE DE PAYS ETRANGERS.

PORT PORT	COMMODITY	TONS LOADED TONNES CHARGÉES	TONS UNLOADED TONNES DÉCHARGÉES	TOTAL TOTAL	MARCHANDISES
SAINT JOHN (CONTD. - SUITE)	ALE, BEER, STOUT, PORTER	1	142	143	ALE, BIÈRE, STOUT, PORTER
	WINES		2,194	2,194	VINS
	DIST. ALCOHOLIC BEV.	145	1,998	2,143	BOISS. ALCOOL. DIST.
	CIGARETTES	8	3	11	CIGARETTES
	TOBACCO NES	2,311	271	2,582	TABACS NDA
	RAW HIDES AND SKINS	2,580		2,580	PEAUX ET CUIRS BRUT
	CRUDE ANIMAL PROD. NES	17	131	148	PP. BRUTS ORIG. ANIM. NDA
	SEEDS FOR SOWING NES	401	11	412	GRAINES DE SEMENCE NDA
	FLAXSEED	8,548		8,548	GRAINE DE LIN
	SOYA BEANS	22		22	GRAINE DE SOYA
	OIL SEEDS, NUTS NES	1		1	GRAINES, NOIX OLEAG. NDA
	NURSERY, GREENHSE STOCK	8	396	404	PROD. PÉPINIÈRE, SERRE
	RUBBER, ALLIED GUMS, NAT	30	23	53	CAOUTCHOUC GOMMES NAT.
	CRUDE VEG. PROD. NES	1	19	20	PR. BRUTS ORIG. VEG. NDA
	BOLTS, ROUND TIMBER	80		80	BILLOTS, BOIS ROUNDS
	PULPWOOD	200,864		200,864	BOIS A PATE
	CRUDE WOOD MTLs. NES		24	24	MATIERES BOIS BRUT NDA
	WOOL AND ANIMAL HAIR	1	1,017	1,018	LAINES, POILS DANIMAL
	TEXTILE FIBRES NES	592	921	1,513	FIBRES TEXTILES NDA
	NICKEL-COPPER ORE	21,567	9,406	30,973	MINER. DE CUIVRE-NICKEL
	ORES AND CONC. NES	75	11	86	MINERAIS ET CONC. NDA
	IRON AND STEEL SCRAP	13,158		13,158	DÉCHETS DE FER, DACIER
	NON-FERROUS MET. SCRAP	1,896	1,385	3,281	DÉCHETS METAL. NON FER.
	SLAG, DROSS, BY-PRODUCTS	94		94	POUS. GUEUL. SCDR. PROD.
	CRUDE PETROLEUM		2,565,564	2,565,564	PETROLE BRUT
	ASBESTOS	14,423	13	14,436	AMIANTE
	CHINA CLAY		68	68	KAOLIN
	CLAY MATERIALS NES	101	2	103	MATIERES ARGIL. NDA
	STONE, CRUDE NES		408	408	PIERRE BRUTE NDA
	GYPSPUM	50		50	GYPSE
	SALT	2,551		2,551	SEL
	SULPHUR IN ORES		3,852	3,852	SOUFRE EN MINERAI
	CRUDE NON-MET. MIN. NES	392	103	495	MIN. NON-MET. BRUTS NDA
	COTTON, TEXTILE WASTE	47	10	57	DÉCHETS DE COTON, TEXT.
	WASTE AND SCRAP NES	20	3	23	DÉCHETS ET REBUTS NDA
	LEATHER	4	132	136	CUIR
	RUBBER FAB. MATERIALS	31	38	69	DEMI-PROD. CAOUTCHOUC
	LUMBER AND TIMBER	8,075		8,075	BOIS OEUVRE ET CHARP.
	FLOORING	291		291	LAMES POUR PARQUET
	SAWMILL PRODUCTS NES	21		21	SCIAGES NDA
	VENEER, PLYWOOD	477	50	527	PLACAGES, CONTRE-PLAQ.
	COOPERAGE STOCK	70		70	DEMI-PROD. TONNELLERIE
	WOOD FAB. MATERIALS	382	76	458	DEMI-PRODUITS EN BOIS
	PULP	212,685		212,685	PATE
	NEWSPRINT PAPER	136,893	20	136,913	PAPIER JOURNAL
	PAPER NES	6,861	44	6,905	PAPIER NDA
	PAPERBOARD	13,612	33	13,645	CARTON
	BLDG. PAPER AND BOARD	498	4	502	PLAQ. CONSTR., PAP/CART.
	WET MACHINE BOARD	112	30	142	CARTON EN PATE PRESSE
	CORDAGE, TWINE, ROPE		401	401	CORDAGE, FICELLE, CORDE
	JUTE WOVEN FABRICS		10,528	10,528	TISSUS DE JUTE
	TEXTILE FAB. MTL NES	819	2,018	2,837	OUVR. EN MAT. TEXT. NDA
	SOYABEAN OIL	72		72	HUILE DE SOYA
	VEG. OILS, FATS NES	85		85	HUIL. MAT. GRAS. VEG. NDA
	OILS, FATS, WAXES NES	51	169	220	HUIL. MAT. GRAS. CIRE NDA
	METALLIC SALTS	489	12,473	12,962	SELS METALLIQUES
	INORGANIC CHEMS. NES	2,463	54,697	57,160	PROD. CHIM. INORG. NDA
	ORGANIC CHEMICALS NES	3,818	1,921	5,739	PROD. CHIM. ORGAN. NDA
EXPLOS., FUSES, CAPS		35	35	EXPLOS., AMORCES, DET.	
FERTILIZERS NES	1,700	14,876	16,576	ENGRAIS CHIMIQUE NDA	
AGRICULTURAL CHEMICALS	481	312	793	PROD. CHIM. AGRICOLES	
SYNTHETIC RUBBER	3,756	123	3,879	CAOUTCHOUC SYNTHETIQUE	
PLASTIC MATERIALS	5,739	790	6,529	MATIERES PLASTIQUES	
DYESTUFF, PIGMENT, PAINT	55	203	258	MAT. COLOR. PIG. PEINTURE	
CHEM. SPECIALTIES NES	381	925	1,306	PROD. CHIM. SPECIAUX NDA	
FUEL OIL		306,598	306,598	MAZOUT	
LUBRICATING OIL, GREASE	18	9,452	9,470	HUILE, GRAISSE LUBRIF.	
COKE	102		102	COKE	
ASPHALTS, ROAD OILS	3		3	ASPHALTE, BITUME LIQD.	
COAL TAR, PITCH		61	61	GOUDRON, BRAI DE BOUIL.	
PETROL. COAL PROD. NES	431		431	DÉRIVE PETR. CHARB. NDA	
FERRO-ALLOYS	1,862	46	1,908	FERRO-ALLIAGES	
PRIMARY IRON, STEEL NES	992	14	1,006	FER, ACIER PRIMAIR. NDA	
CASTINGS, FORGINGS	9	118	127	MOUL. PIÈCES FORGÉES	
BARs AND RODS, STEEL	3,523	371	3,894	BARRES ET TIGES ACIER	
PLATE & SHEET STEEL	6,501	1,732	8,233	TOLES, FEUILLES DACIER	
STRUCTURAL SHAPES	23,422	7,290	30,712	PROFILES DE CONSTRUCT.	
RAILS & TRACK MATERIAL	3,082		3,082	RAILS, MAT. VOIE FERREE	
PIPEs, TUBES: IRON, STEEL	1,238	117	1,355	TUYAUX, TUBES: FER, ACIER	
WIRE	90	1,697	1,787	FIL METALLIQUE	
ALUMINIUM	12,372	373	12,745	ALUMINIUM	
COPPER AND ALLOYS	18,823	127	18,950	CUIVRE ET ALLIAGES	
LEAD AND ALLOYS	3,441	4	3,445	PLOMB ET ALLIAGES	

TABLE 6. CARGOES HANDLED AT CANADIAN PORTS, TO AND FROM FOREIGN COUNTRIES.

TABLEAU 6. MARCHANDISES MANUTENTIONNEES DANS LES PORTS CANADIENS, A DESTINATION OU EN PROVENANCE DE PAYS ETRANGERS.

PORT PORT	COMMODITY	TONS LOADED TONNES CHARGÉES	TONS UNLOADED TONNES DECHARGÉES	TOTAL TOTAL	MARCHANDISES
SAINT JOHN (CONTD. - SUITE)	NICKEL AND ALLOYS	8,588		8,588	NICKEL ET ALLIAGES
	ZINC AND ALLOYS	16,381	102	16,483	ZINC ET ALLIAGES
	NON-FERROUS METALS NES	172	31	203	METEAUX NON-FERREUX NDA
	METAL FAB.BASIC PROD.	2,660	2,017	4,677	OUVR.DE BASE EN METAL
	BUILDING BRICK, CLAY	323		323	BRIQ.A BATIR ARGILE
	BRICKS,TILES NES	4,899	265	5,164	BRIQUES,TUILES NDA
	GLASS BASIC PRODUCTS	38	2,573	2,611	OUVR.DE BASE EN VERRE
	ASBESTOS BASIC PROD.	321	70	391	OUVR.DE BASE AMIANTE
	CEMENT		915	915	CIMENT
	LIME	2		2	CHAUX
	NON-MET.MIN.BASIC PROD	167	146	313	PROD.MIN.NON-MET.BASE
	MISC.FABRICATED PROD.	721	320	1,041	OUVRAGES DIVERS
	TRACTORS	756	1,192	1,948	TRACTEURS
	MACHINERY NES	6,349	4,820	11,169	MACHINES NDA
	RAILWAY ROLLING STOCK	363	31	394	MAT.ROUL.DE CH.DE FER
	PASS.AUTOS AND CHASSIS	2,473	21,342	23,815	VOITURES PART.,CHASSIS
	TRUCKS AND CHASSIS	439		439	CAMIONS ET CHASSIS
	MOTOR VEHICLE ENGINES	9,847	996	10,843	MOTEURS DE VEH.AUTOM.
	ROAD MOTOR VEH. NES	43	160	203	VEH.AUTOM.ROUTIERS NDA
	SHIPS,AIRCRAFT,MIS.VEH	997	372	1,369	NAVIRES,AVIONS,VEH.DIV
RUBBER TIRES AND TUBES	171	246	417	PNEUS, CHAMBRES A AIR	
EQUIPMENT MISC.	1,942	2,343	4,285	MATEPIEL DIVERS	
PERSONAL,HOUSEHOLD GOODS	1,043	3,476	4,519	ART.PERS.ET MENAGERS	
FIREARMS,AMMUNITION		22	22	ARMES A FEU,MUNITIONS	
CONTAINERS,CLOSURES	3,105	1,343	4,448	CONTENEURS,FERMETURES	
MISC. END PRODUCTS NES	7,899	1,820	9,719	PRODUITS FINIS DIV.NDA	
GENERAL CARGO	3,588	7,233	10,821	MARCHANDISES DIVERSES	
PORT TOTAL	1,784,234 *	3,367,495 *	5,151,729 *	TOTAL DU PORT	
ST. ANDREWS	FISH,FRESH OR FROZEN		27	27	POISSON,FRAIS OU CONG.
	FISH,SALTED OR CURED		59	59	POISSON,SALE OU FUME
	FISH,CANNED	14	1,493	1,507	POISSON EN BOITES
	SHELL FISH,NES		69	69	MOLLUSQUES CRUST.,NDA
	FRUITS, PREP. CANNED		23	23	FRUITS PREP. EN BOITE
	IRON AND STEEL SCRAP		272	272	DECHETS DE FER, DACIER
	SALT	1,675		1,675	SEL
	PLATE & SHEET STEEL	428		428	TOLES,FEUILLES DACIER
	ALUMINUM	21		21	ALUMINIUM
	PORT TOTAL	2,138 *	1,943 *	4,081 *	TOTAL DU PORT
ST. STEPHEN	SUGAR, NES		150	150	SUCRE, NDA
	SALT		471	471	SEL
	MACHINERY NES		40	40	MACHINES NDA
	CONTAINERS,CLOSURES		309	309	CONTENEURS,FERMETURES
	PORT TOTAL	*	970 *	970 *	TOTAL DU PORT
N.B.-NES/NDA	FISH,FRESH OR FROZEN	9,219		9,219	POISSON,FRAIS OU CONG.
	LOBSTER	5		5	HOMARD
	VEGETABLE PREP.NES		87	87	PREP. DE LEGUMES NDA
	CRUDE ANIMAL PROD.NES	763	2	765	PR.BRUTS ORIG.ANIM.NDA
	PULPWOOD	2,250		2,250	BOIS A PATE
	CRUDE WOOD MTLS. NES	1		1	MATIERES BOIS BRUT NDA
	WASTE AND SCRAP NES	794		794	DECHETS ET REBUTS NDA
	LUMBER AND TIMBER	275		275	BOIS D'OEUVRE ET CHARP.
	MACHINERY NES		2	2	MACHINES NDA
	PORT TOTAL	13,307 *	91 *	13,398 *	TOTAL DU PORT
	PROVINCE TOTAL	2,704,270 **	4,000,883 **	6,705,153 **	TOTAL DU PROVINCE
QUEBEC / QUEBEC BATE COMEAU	BARLEY	410,877	112,677	523,554	ORGE
	CORN	543,452	554,386	1,097,838	MAIS
	WHEAT	1,460,468	542,958	2,003,426	BLE
	VEGETABLES, DRIED		11,999	11,999	LEGUMES, SECS
	FLAXSEED	82,850	16,609	99,459	GRAINE DE LIN
	RAPESEED	43,241		43,241	GRAINE DE COLZA
	SOYA BEANS	564,242	521,939	1,086,181	GRAINE DE SOYA
	PULPWOOD	266,944	28,124	295,068	BOIS A PATE
	ALUMINA,BAUXITE ORES		327,383	327,383	MINERAIS ALUMINE,BAUX.
	SULPHUR IN ORES		2,600	2,600	SOUFRE EN MINERAI
	WASTE AND SCRAP NES		503	503	DECHETS ET REBUTS NDA
	PULP	7,196		7,196	PATE
	NEWSPRINT PAPER	316,763		316,763	PAPIER JOURNAL
	PAPER NES	70	322	392	PAPIER NDA
	PAPERBOARD		273	273	CARTON
	METALLIC SALTS	30	5,274	5,304	SELS METALLIQUES
	INORGANIC CHEMS. NES	44	4,520	4,564	PROD.CHIM.INORG.NDA
	CHEM.SPECIALTIES NES	272		272	PROD.CHIM.SPECIALIAUX NDA
	FUEL OIL		76,282	76,282	MAZOUT
	COKE		69,852	69,852	COKE
	COAL TAR,PITCH		28,299	28,299	GOUDRON,PRAI DE BOUIL.
	PRIMARY IRON,STEEL NES	999	894	1,893	FER,ACIER PRIMAIR.NDA
	BARB AND RODS,STEEL	2,129		2,129	BARRES ET TIGES ACIER

TABLE 6. CARGOES HANDLED AT CANADIAN PORTS, TO AND FROM FOREIGN COUNTRIES.

TABLEAU 6. MARCHANDISES MANUTENTIONNEES DANS LES PORTS CANADIENS, A DESTINATION OU EN PROVENANCE DE PAYS ETRANGERS.

PORT	COMMODITY	TONS LOADED TONNES CHARGÉES	TONS UNLOADED TONNES DECHARGÉES	TOTAL TOTAL	MARCHANDISES
BAIE COMEAU (CONTD. - SUITE)	ALUMINUM	92,161		92,161	ALUMINIUM
	NON-FERROUS METALS NES	395		395	METEAUX NON-FERREUX NDA
	BRICKS, TILES NES		1,777	1,777	BRIQUES, TUILES NDA
	NON-MET. MIN. BASIC PROD		49	49	PROD. MIN. NON-MET. BASE
	MACHINERY NES	8	957	965	MACHINES NDA
	EQUIPMENT MISC.		113	113	MATERIEL DIVERS
	CONTAINERS, CLOSURES PORT TOTAL	102 3,792,243 *	2,051 2,309,841 *	2,153 6,102,084 *	CONTENEURS, FERMETURES TOTAL DU PORT
CAP CHAT	LUMBER AND TIMBER	14,700		14,700	BOIS D'OEUVRE ET CHARP.
	PORT TOTAL	14,700 *	*	14,700 *	TOTAL DU PORT
CARLETON	LUMBER AND TIMBER	24,148		24,148	BOIS D'OEUVRE ET CHARP.
	PORT TOTAL	24,148 *	*	24,148 *	TOTAL DU PORT
CHANDLER	NEWSPRINT PAPER	69,130		69,130	PAPIER JOURNAL
	CONTAINERS, CLOSURES PORT TOTAL	69,130 *	242 242 *	242 69,372 *	CONTENEURS, FERMETURES TOTAL DU PORT
CHICOUTIMI	METALLIC SALTS		17,293	17,293	SELS METALLIQUES
	COKE PORT TOTAL	830 830 *	17,293 17,293 *	830 18,123 *	COKE TOTAL DU PORT
DONNACONA	NEWSPRINT PAPER	7,920		7,920	PAPIER JOURNAL
	PORT TOTAL	7,920 *	*	7,920 *	TOTAL DU PORT
GASPE	FISH, SALTED OR CURED	743		743	POISSON, SALE OU FUME
	FEEDS OF ANIMAL ORIGIN	500		500	PROD. D'ORIGINE ANIMALE
	PULPWOOD	6,841		6,841	BOIS A PATE
	FISH, MARINE ANIMAL OIL	1,544		1,544	HUIL. DE POISSON, AN. MAR
	CONTAINERS, CLOSURES PORT TOTAL	9,628 *	90 90 *	90 9,718 *	CONTENEURS, FERMETURES TOTAL DU PORT
	GODBOUT	PULPWOOD	75,772		75,772
PORT TOTAL		75,772 *	*	75,772 *	TOTAL DU PORT
GRINDSTONE	CATTLE		233	233	BOVINS
	FISH, FRESH OR FROZEN	2,395		2,395	POISSON, FRAIS OU CONG.
	FISH, SALTED OR CURED	100		100	POISSON, SALE OU FUME
	SALT PORT TOTAL	2,495 *	800 1,033 *	800 3,528 *	SEL TOTAL DU PORT
HAVRE ST. PIERRE	TITANIUM ORE	129,757		129,757	MINERAI DE TITANE
	PORT TOTAL	129,757 *		129,757 *	TOTAL DU PORT
MONT LOUIS	LUMBER AND TIMBER	2,255		2,255	BOIS D'OEUVRE ET CHARP.
	FUEL OIL		41,280	41,280	MAZOUT
	PORT TOTAL	2,255 *	41,280 *	43,535 *	TOTAL DU PORT
MONTREAL	CATTLE	508	4	512	BOVINS
	LIVE ANIMALS, NES	180	41	221	ANIMAUX VIVANTS, NDA
	MEAT, FRESH OR FROZEN	11,338	61,672	73,010	VIANDE, FRAICHE / CONG.
	MEAT, CURED	4,808	184	4,992	VIANDE FUMEE OU SALEE
	MEAT AND MEAT PREP. NES	1,470	3,933	5,403	VIANDES ET PREP. NDA
	FISH, FRESH OR FROZEN	6,190	1,735	7,925	POISSON, FRAIS OU CONG.
	FISH, SALTED OR CURED	158	270	428	POISSON, SALE OU FUME
	FISH, CANNED	1,439	1,257	2,696	POISSON EN BOITES
	LOBSTER	172	5	177	HOMARD
	SHELL FISH, NES	315	695	1,010	MOLLUSQUES CRUST., NDA
	BUTTER	88	535	623	BEURRE
	CHEESE	8,849	3,248	12,097	FROMAGE
	MILK POWDER	59,326	840	60,166	LAIT EN POUDRE
	DAIRY PROD. EGGS, HONEY	6,009	3,949	9,958	PROD. LAIT., OEUFS, MIEL
	BARLEY	1,264,950	75,264	1,340,214	ORGE
	CORN	54,344	197,417	251,761	MAIS
	OATS	9,992	12,685	22,677	AVOINE
	RYE	3,412		3,412	SEIGLE
	WHEAT	1,363,929	34,599	1,398,528	BLE
	CEREALS UNMILLED, NES	572	703	1,275	CEREALES NON MOUL., NDA
	CORN MEAL AND FLOUR	787	25	812	SEMIOLE, FARINE DE MAIS
	CORN STARCH	7,148	10	7,158	FECULE DE MAIS
	MALT AND MALT FLOUR	14,198	17	14,215	MALT ET FARINE DE MALT
	WHEAT FLOUR	166,165	112	166,277	FARINE DE BLE
	CEREALS MILLED, NES	686		686	CEREALES MOULUES, NDA
	BAKERY PROD. INC. FROZEN	361	2,838	3,199	PROD. BOUL., PROD. CONG.
	MACARONI, CEREAL PROD.	1,238	6,039	7,277	PATES ALIM. PROD. CEREAL

TABLE 6. CARGOES HANDLED AT CANADIAN PORTS, TO AND FROM FOREIGN COUNTRIES.

TABLEAU 6. MARCHANDISES MANUTENTIONNEES DANS LES PORTS CANADIENS, A DESTINATION OU EN PROVENANCE DE PAYS ETRANGERS.

PORT PORT	COMMODITY	TONS LOADED TONNES CHARGEES	TONS UNLOADED TONNES DECHARGEES	TOTAL TOTAL	MARCHANDISES
MONTREAL (CONTD. - SUITE)	APPLES	2,565	452	3,017	POMMES
	FRESH FRUITS, BERRIES	1	26,548	26,549	FRUITS, BAIES FRAIS
	FROZEN FRUITS, BERRIES	510	101	611	FRUITS, BAIES CONGELES
	DRIED FRUITS	20	15,091	15,111	FRUITS SECS
	FRUIT JUICES	69	8,713	8,782	JUS DE FRUIT
	FRUIT PULP, PUREE		1,055	1,055	PULPE DE FRUIT, PUREE
	FRUIT, PRES. NOT CANNED	2	5,313	5,315	CONS. FRUITS NON BOITE
	FRUITS, PREP. CANNED	627	15,157	15,784	FRUITS PREP. EN BOITE
	PEANUTS	932	3,048	3,980	CACAHUETES
	NUTS, EXC. OIL NUTS NES	63	5,000	5,063	NOIX, SAUF OLEAG. NDA
	POTATOES	51		51	POMMES DE TERRE
	VEGETABLES, FRESH	4,453	2,979	7,432	LEGUMES, FRAIS
	VEGETABLES, FROZEN	1,272	114	1,386	LEGUMES, CONGELES
	VEGETABLES, DRIED	66,009	789	66,798	LEGUMES, SECS
	VEGETABLE PREP. NES	36,749	18,296	55,045	PREP. DE LEGUMES NDA
	RAW SUGAR		429,968	429,968	SUCRE BRUT
	SUGAR, NES	5,561	8	5,569	SUCRE, NDA
	MOLASSES, CRUOE		72,383	72,383	MELASSE, BRUTE
	MOLASSES, REFINED		23,094	23,094	MELASSE, RAFFINEE
	SYRUP	53		53	SIRUP
	SUGAR PREPARATIONS	430	6,814	7,244	PREP. A BASE DE SUCRE
	COCOA AND CHOCOLATE	19	17,098	17,117	CACAO ET CHOCOLAT
	COFFEE	122	34,204	34,326	CAFE
	TEA		21,529	21,529	THE
	SPICES	175	1,720	1,895	EPICES
	VINFGAR	2	13	15	VINAIGRE
	MARGARINE		3	3	MARGARINE
	SAUSAGE SKINS, CASINGS	437	487	924	ROYAUX A SAUCISSES
	MISC. FOOD PREP. NES	14,560	11,708	26,268	DIV. PREP. ALIM. NDA
	HAY, FORAGE, STRAW	1,339	61	1,400	Foin, FOURRAGE, PAILLE
	HULLS, SCREENINGS, CHAFF	357		357	ECOLURES, CRIBLURES, BAL
	BRAN, SHORTS, MIDDINGS	61		61	SON, ISSUES DE CEREALES
	GROUND CEREALS NES	3,437	126	3,563	CEREALES MOULUES NDA
	SOYA, OIL MEAL, CAKE	35,052	15	35,067	FARINE TOURT. GP. SOYA
	OIL SEED MEAL, CAKE NES	2,683	76	2,759	FAR. TOURT. OLEAG. NDA
	BREWERS GRAINS	122		122	GRAINS DE BRASSERIE
	FEEDS, VEGETABLE ORIGIN	1,391	10,408	11,799	PROV. D'ORIGINE VEGETALE
	FEEDS OF ANIMAL ORIGIN	4,382	203	4,585	PROV. D'ORIGINE ANIMALE
	CONC. COMPLETE FEEDS	14,517	454	14,971	CONC., PROV. COMPLETEES
	NON-ALCOHOLIC BEVERAGE	2,162	11,192	13,354	BOISSONS NON-ALCOOLIQ.
	ALE, BEER, STOUT, PORTER	34	1,481	1,515	ALE, BIERE, STOUT, PORTER
	WINES	289	23,582	23,871	VINS
	FERM. ALCOHOLIC BEV.	162	9	171	BOISS. ALCOOL. FERMENT.
	DIST. ALCOHOLIC BEV.	2,157	10,787	12,944	BOISS. ALCOOL. DIST.
	CIGARETTES	712	2	714	CIGARETTES
	TOBACCO NES	3,099	532	3,631	TABACS NDA
	RAW HIDES AND SKINS	65,647	478	66,125	PEAUX ET CUIRS BRUT
	CRUDE ANIMAL PROD. NES	1,188	728	1,916	PR. BRUTS ORIG. ANIM. NDA
	SEEDS FOR SOWING NES	4,590	281	4,871	GRAINES DE SEMENCE NDA
	FLAXSEED	14,974		14,974	GRAINE DE LIN
	MUSTARD SEED	98	20	118	GRAINE DE MOUTARDE
	RAPESEED	7,572		7,572	GRAINE DE COLZA
	SOYA BEANS	65,686	63,519	129,205	GRAINE DE SOYA
	OIL SEEDS, NUTS NES	72	33,189	33,261	GRAINES, NOIX OLEAG. NDA
	NURSERY, GREENHOUSE STOCK	474	549	1,023	PROD. PEPINIERE, SERRE
	RUBBER, ALLIED GUMS, NAT		7,666	7,666	CAOUTCHOUC GOMMES NAT.
	CRUDE VEG. PROD. NES	13	1,167	1,180	PR. BRUTS ORIG. VEG. NDA
	LOGS	3,618	358	3,976	BILLES
	BOLTS, ROUND TIMBER	581		581	BILLOTS, BOIS RONDS
	PULPWOOD	785		785	BOIS A PATE
	CRUDE WOOD MTL. NES	150	783	933	MATIERES BOIS BRUT NDA
	WOOL AND ANIMAL HAIR	74	7,101	7,175	LAIN, POILS D'ANIMAL
	TEXTILE FIBRES NES	1,584	17,022	18,606	FIBRES TEXTILES NDA
	ALUMINA, BAUXITE ORES	28,581	59,376	87,957	MINERAIS ALUMINE, BAUX.
	COPPER ORE AND CONC.	23,429		23,429	MINERAI, CONC. CUIVRE
	IRON ORE AND CONC.	5,189		5,189	MINERAI, CONC. DE FER
	MANGANESE ORE	17,077	97,798	114,875	MINERAI DE MANGANESE
	NICKEL-COPPER ORE	45,477	12,125	57,602	MINER. DE CUIVRE-NICKEL
	TITANIUM ORE	18	24	42	MINERAI DE TITANE
	ZINC ORE AND CONC.	7,021		7,021	MINERAI, CONC. DE ZINC
	ORES AND CONC. NES	28,667	27,873	56,540	MINERAIS ET CONC. NDA
	IRON AND STEEL SCRAP	11,289	10	11,299	DECHETS DE FER, D'ACIER
	NON-FERROUS MET. SCRAP	26,225	549	26,774	DECHETS METAL. NON FER.
	SLAG, DROSS, BY-PRODUCTS	11,013	2,998	14,011	POUS. GUEUL. SCOR. PROD.
	COAL, BITUMINEOUS	158	337,322	337,480	CHARBON BITUMINEUX
	CRUDE PETROLEUM		142,677	142,677	PETROLE BRUT
	ASBESTOS	342,739	5,118	347,857	AMIANTE
	BENTONITE	304		304	BENTONITE
	CHINA CLAY		33	33	KAOLIN
	DOLOMITE	500		500	DOLOMITE
	CLAY MATERIALS NES	2,518	5,850	8,368	MATIERES ARGIL. NDA
	SAND AND GRAVEL		2,781	2,781	SABLE ET GRAVIERS

TABLE 6. CARGOES HANDLED AT CANADIAN PORTS, TO AND FROM FOREIGN COUNTRIES.

TABLEAU 6. MARCHANDISES MANUTENTIONNEES DANS LES PORTS CANADIENS, A DESTINATION OU EN PROVENANCE DE PAYS ETRANGERS.

PORT	COMMODITY	TONS LOADED TONNES CHARGÉES	TONS UNLOADED TONNES DECHARGÉES	TOTAL TOTAL	MARCHANDISES
MONTREAL (CONTD. - SUITE)	STONE, CRUDE NES	2,489	9,834	12,323	PIERRE BRUTE NDA
	WATER AND ICE		38	38	EAU ET GLACE
	BARYTES, NATURAL	83	20	103	BARYTINE NATURELLE
	FLUORSPAR	38,549	58,577	97,126	SPATH FLUOR
	GYPSEUM	1	8	9	GYPSE
	SALT	5,119	113,937	119,056	SEL
	SULPHUR IN DRES	1	29	30	SOUFRE EN MINERAI
	CRUDE NON-MET. MIN. NES	25,112	6,113	31,225	MIN. NON-MET. BRUTS NDA
	COTTON, TEXTILE WASTE	3,891	1,005	4,896	DECHETS DE COTON, TEXT.
	WASTE AND SCRAP NES	8,449	431	8,880	DECHETS ET REBUTS NDA
	LEATHER	602	267	869	CUIR
	FURS, DRESSED	5		5	FOURRURES APPRETEES
	RUBBER FAB. MATERIALS	276	1,088	1,364	DEMI-PROD. CAOUTCHOUC
	LUMBER AND TIMBER	30,475	7,165	37,640	BOIS D'OEUVRE ET CHARP.
	FLOORING	1,735		1,735	LAMES POUR PARQUET
	RAILWAY TIES	1,684		1,684	TRAVERSES DE CH. FER
	SHINGLES AND SHAKES	3,457		3,457	SARDEAUX, BARD. FACADE
	LATH OF WOOD		25	25	LATTES DE BOIS
	SAWMILL PRODUCTS NES	845		845	SCIAGES NDA
	VENEER, PLYWOOD	4,500	38,154	42,654	PLACAGES, CONTRE-PLAQ.
	COOPERAGE STOCK	226	135	361	DEMI-PROD. TONNELLERIE
	WOOD FAB. MATERIALS	5,368	1,729	7,097	DEMI-PRODUITS EN BOIS
	PULP	148,496	33	148,529	PATE
	NEWSPRINT PAPER	41,717	226	41,943	PAPIER JOURNAL
	PAPER NES	20,121	1,137	21,258	PAPIER NDA
	PAPERBOARD	17,074	1,555	18,629	CARTON
	BLDG. PAPER AND BOARD	15,432	7,744	23,176	PLAQ. CONSTR., PAP/CART.
	WET MACHINE BOARD	605	527	1,132	CARTON EN PATE PRESSE
	CORDAGE, TWINE, ROPE	1	1,080	1,081	CORDAGE, FICELLE, CORDE
	JUTE WOVEN FABRICS	484	16,767	17,251	TISSUS DE JUTE
	TEXTILE FAB. MTL NES	7,183	35,113	42,296	OUVR. EN MAT. TEXT. NDA
	ANIMAL OILS, EXC. MARINE	36,935	76	37,011	HUIL. ANIM. SAUF AN. MAR.
	FISH, MARINE ANIMAL OIL		137	137	HUIL. DE POISSON, AN. MAR.
	SOYABEAN OIL	117	43	160	HUILE DE SOYA
	VEG. OILS, FATS NES	7,042	9,220	16,262	HUIL. MAT. GRAS. VEG. NDA
	OILS, FATS, WAXES NES	4,938	961	5,899	HUIL. MAT. GRAS. CIRE NDA
	SULPHURIC ACID	32	22	54	ACIDE SULFURIQUE
	METALLIC SALTS	3,603	44,644	48,247	SELS METALLIQUES
	INORGANIC CHEMS. NES	17,861	3,389	21,250	PROD. CHIM. INORG. NDA
	GLYCOL	1,073	2,232	3,305	GLYCOL
	ORGANIC CHEMICALS NES	55,260	74,698	129,958	PROD. CHIM. ORG. NDA
	EXPLOS., FUSES, CAPS	22		22	EXPLDS., AMORCES, DET.
	POTASH	50	3	53	POTASSE
	FERTILIZERS NES	897	9,666	10,563	ENGRAIS CHIMIQUE NDA
	AGRICULTURAL CHEMICALS	747	1,285	2,032	PROD. CHIM. AGRICOLES
	SYNTHETIC RUBBER	9,724	2,313	12,037	CADUTCHOUC SYNTHETIQUE
	PLASTIC MATERIALS	30,282	10,157	40,439	MATIERES PLASTIQUES
	DYE STUFF, PIGMENT, PAINT	5,153	4,484	9,637	MAT. COLOR. PIG. PEINTURE
	CHEM. SPECIALTIES NES	11,764	4,175	15,939	PROD. CHIM. SPECIAUX NDA
	GASOLINE		359,899	359,899	ESSENCE
	FUEL OIL	407,183	1,652,219	2,059,402	MAZOUT
	LUBRICATING OIL, GREASE	684	9,947	10,631	HUILE, GRAISSE LUBRIF.
	COKE	51,797	11,286	63,083	COKE
	ASPHALTS, ROAD OILS	29,382	53	29,435	ASPHALTE, BITUME LIQD.
	COAL TAR, PITCH	3,445	103	3,548	GOUDRON, BRAI DE BOUIL.
	PETROL. COAL PROD. NES	7,147	5,557	12,704	DERIVE PETR. CHARB. NDA
	FERRO-ALLOYS	39,146	9,701	48,847	FERRO-ALLIAGES
	PIG IRON	19,580	13,460	33,040	FER EN GUEUSE
	PRIMARY IRON, STEEL NES	6,087	941	7,028	FER, ACIER PRIMAIR. NDA
	CASTINGS, FORGINGS	481	2,249	2,730	MOUL. PIECES FORGEES
	BAR AND RODS, STEEL	28,898	105,363	134,261	BARRES ET TIGES ACIER
	PLATE & SHEET STEEL	76,998	85,389	162,387	TOLES, FEUILLES DACIER
	STRUCTURAL SHAPES	43,211	86,219	129,430	PROFILES DE CONSTRUCT.
	RAILS & TRACK MATERIAL	453	326	779	RAILS, MAT. VOIE FERREE
	PIPES, TUBES: IRON, STEEL	9,781	19,955	29,736	TUYAUX, TUBES: FER, ACIER
	WIRE	2,364	14,288	16,652	FIL METALLIQUE
	ALUMINIUM	30,156	2,725	32,881	ALUMINIUM
	COPPER AND ALLOYS	141,576	1,047	142,623	CUIVRE ET ALLIAGES
	LEAD AND ALLOYS	4,831	6,211	11,042	PLOMB ET ALLIAGES
	NICKEL AND ALLOYS	14,691	46	14,737	NICKEL ET ALLIAGES
	ZINC AND ALLOYS	61,164	132	61,296	ZINC ET ALLIAGES
	NON-FERROUS METALS NES	6,346	900	7,246	METAUX NON-FERREUX NDA
	METAL FAB. BASIC PROD.	17,479	27,207	44,686	OUVR. DE BASE EN METAL
	PULFING BRICK, CLAY	1,215	1,079	2,294	BRIQ. A BATIR ARGILE
	BRICKS, TILES NES	18,292	18,330	36,622	BRIQUES, TUILES NDA
	GLASS BASIC PRODUCTS	1,041	25,331	26,372	OUVR. DE BASE EN VERRE
	ASBESTOS BASIC PROD.	2,758	453	3,211	OUVR. DE BASE AMIANTE
	CEMENT	77,502	1,956	79,458	CIMENT
	CEMENT BASIC PROD.	179	314	493	OUVR. DE BASE CIMENT
	LIME	719	20	739	CHAUX
	NON-MET. MIN. BASIC PROD	4,619	9,202	13,821	PROD. MIN. NON-MET. BASE
	MISC. FABRICATED PROD.	2,278	14,512	16,790	OUVRAGES DIVERS
	TRACTORS	9,955	14,482	24,437	TRACTEURS

TABLE 6. CARGOES HANDLED AT CANADIAN PORTS, TO AND FROM FOREIGN COUNTRIES.

TABLEAU 6. MARCHANDISES MANUTENTIONNEES DANS LES PORTS CANADIENS, A DESTINATION OU EN PROVENANCE DE PAYS ETRANGERS.

PORT PORT	COMMODITY	TONS LOADED TONNES CHARGEES	TONS UNLOADED TONNES DECHARGEES	TOTAL TOTAL	MARCHANDISES	
MONTREAL (CONTO. - SUITE)	MACHINERY NES	40,169	58,169	98,338	MACHINES NDA	
	RAILWAY ROLLING STOCK	2,644	1,625	4,269	MAT.POUL.DE CH.DE FER	
	PASS.AUTOS AND CHASSIS	7,172	48,140	55,312	VOITURES PART.,CHASSIS	
	BUSES AND CHASSIS	21	21	42	AUTOBUS ET CHASSIS	
	TRUCKS AND CHASSIS	5,411	365	5,776	CAMIONS ET CHASSIS	
	MOTOR VEHICLE ENGINES	18,845	7,950	26,795	MOTEURS DE VEH.AUTOM.	
	ROAD MOTOR VEH. NES	1,538	1,570	3,108	VEH.AUTOM.ROUTIERS NDA	
	SHIPS,AIRCRAFT,MIS.VEH	1,284	3,231	4,615	NAVIPES,AVIONS,VEH.DIV	
	RUBBER TIRES AND TUBES	2,031	4,531	6,562	PNFUS, CHAMBRES A AIR	
	EQUIPMENT MISC.	15,961	21,968	37,929	MATERIEL DIVERS	
	PERSONAL,HSEHOLD GOODS	8,862	44,958	53,820	ART.PERS.ET MENAGERS	
	FIREARMS,AMMUNITION	87	447	534	ARMES A FEU,MUNITIONS	
	CONTAINERS,CLOSURES	14,841	28,279	43,120	CONTENEURS,FERMETURES	
	MISC. END PRODUCTS NES	6,742	10,840	17,583	PRODUITS FINIS DIV.NDA	
	GENERAL CARGO	61,359	212,130	273,489	MARCHANDISES DIVERSES	
	PORT TOTAL	5,786,467 *	5,433,553 *	11,220,020 *	TOTAL DU PORT	
	CONTRECOEUR	RAW SUGAR		8,176	8,176	SUCRE BRUT
		ALUMINA,BAUXITE ORES	36,879	4,705	41,584	MINERAIS ALUMINE,BAUX.
		IRON ORE AND CONC	464,273	422,422	886,695	MINERAI,CONC.DE FER
MANGANESE ORE		171,367	126,052	297,419	MINERAI DE MANGANESE	
TITANIUM ORE		3,360	10,531	13,891	MINERAI DE TITANE	
ORES AND CONC.NES		11,760	18,264	30,024	MINERAIS ET CONC.NDA	
SAND AND GRAVEL			8,958	8,958	SABLE ET GRAVIERS	
CRUDE NON-MET.MIN.NES			3,000	3,000	MIN.NON-MET.BRUTS NDA	
COKE		70,256	40,684	110,940	COKE	
PRIMARY IRON,STEEL NES			3,849	3,849	FER,ACIER PPIMAIR,NDA	
PLATE & SHEET STEEL			3,516	3,516	TOLES,FEUILLES DACIER	
STRUCTURAL SHAPES			3,445	3,445	PROFILES DE CONSTRUCT.	
PORT TOTAL		757,895 *	653,602 *	1,411,497 *	TOTAL DU PORT	
NEW RICHMOND		LUMBER AND TIMBER	580		580	BOIS OEUVRE ET CHARP.
	PAPERBOARD	12,965	1,009	13,974	CARTON	
	FUEL OIL		11,000	11,000	MAZOUT	
	PORT TOTAL	13,545 *	12,009 *	25,554 *	TOTAL DU PORT	
PASPEBIAC	FISH,FRESH OR FROZEN	1,747		1,747	POISSON,FRAS OU CONG.	
	LUMBER AND TIMBER	7,484		7,484	BOIS OEUVRE ET CHARP.	
	PAPERBOARD	2,000		2,000	CARTON	
	PORT TOTAL	11,231 *		11,231 *	TOTAL DU PORT	
POINT AU PIC	NEWSPRINT PAPER	2,200		2,200	PAPIER JOURNAL	
	PORT TOTAL	2,200 *		2,200 *	TOTAL DU PORT	
PORT ALFRED	COCOA AND CHOCOLATE		56	56	CACAO ET CHOCOLAY	
	ALUMINA,BAUXITE ORES		2,825,535	2,825,535	MINERAIS ALUMINE,BAUX.	
	NON-FERROUS MET.SCRAP	778		778	DECHETS METAL.NON FER.	
	WASTE AND SCRAP NES	192		192	DECHETS ET REBUTS NDA	
	RUBBER FAB.MATERIALS		60	60	DEMI-PROD.CAOUTCHOUC	
	LUMBER AND TIMBER	3,166		3,166	BOIS OEUVRE ET CHARP.	
	PULP	6,116		6,116	PATE	
	NEWSPRINT PAPER	298,417		298,417	PAPIER JOURNAL	
	PAPER NES	1,205		1,205	PAPIER NDA	
	PAPERBOARD	1,920		1,920	CARTON	
	METALLIC SALTS	11,348		11,348	SELS METALLIQUES	
	INORGANIC CHEMS. NES	9,168	111,455	120,623	PROD.CHIM.INORG.NDA	
	CHEM.SPECIALTIES NES	401		401	PROD.CHIM.SPECIALIAUX NDA	
	FUEL OIL		634,592	634,592	MAZOUT	
	COKE	789	296,034	296,823	COKE	
	COAL TAR,PITCH		10	10	GOUDRON,BRAI DE BOUIL.	
	FERRO-ALLOYS	7,777		7,777	FERRO-ALLIAGES	
	BARNS AND RODS,STEEL		142	142	BARRES ET TIGES ACIER	
	STRUCTURAL SHAPES	206	1,824	2,030	PROFILES DE CONSTRUCT.	
	WIPE	3		3	FIL METALLIQUE	
	ALUMINIUM	287,555		287,555	ALUMINIUM	
	NICKEL AND ALLOYS	502		502	NICKEL ET ALLIAGES	
	NON-FERROUS METALS NES		705	705	METAUX NON-FERREUX NDA	
	METAL FAB.BASIC PROD.	26		26	OUVR.DE BASE EN METAL	
	BRICKS,TILES NES		1,067	1,067	BRIQUES,TUILES NDA	
	LIME	3,179		3,179	CHAUX	
	NON-MET.MIN.BASIC PROD	947		947	PROD.MIN.NON-MET.BASE	
MACHINERY NES	12		12	MACHINES NDA		
EQUIPMENT MISC.	2		2	MATERIEL DIVERS		
PERSONAL,HSEHOLD GOODS	11	133	144	ART.PEPS.ET MENAGERS		
CONTAINERS,CLOSURES		54	54	CONTENEURS,FERMETURES		
GENERAL CARGO	17	513	530	MARCHANDISES DIVERSES		
PORT TOTAL	633,737 *	3,872,201 *	4,505,938 *	TOTAL DU PORT		
PORT CARTIER	BARLEY	428,949	77,513	506,462	ORGE	
	CORN	311,437	384,444	695,881	MAIS	
	OATS	7,935		7,935	AVOINE	
	RYE	3,222		3,222	SEIGLE	

TABLE 6. CARGOES HANDLED AT CANADIAN PORTS, TO AND FROM FOREIGN COUNTRIES.

TABLEAU 6. MARCHANDISES MANUTENTIONNEES DANS LES PORTS CANADIENS, A DESTINATION OU EN PROVENANCE DE PAYS ETRANGERS.

PORT PORT	COMMODITY	TONS LOADED TONNES CHARGÉES	TONS UNLOADED TONNES DÉCHARGÉES	TOTAL TOTAL	MARCHANDISES
PORT CARTIER (CONTD. - SUITE)	WHEAT	1,866,305	343,854	2,210,159	BLÉ
	FLAXSEED	37,792		37,792	GRAINE DE LIN
	RAPESEED	12,497		12,497	GRAINE DE COLZA
	SOYA BEANS	342,224	341,212	683,436	GRAINE DE SOYA
	IRON ORE AND CONC	9,956,921		9,956,921	MINÉRAI, CONC. DE FER
	NEWSPRINT PAPER	678		678	PAPIER JOURNAL
	PAPER NES	6		6	PAPIER NDA
	FUEL OIL		107,925	107,925	MAZOUT
	RAILS & TRACK MATERIAL		1,105	1,105	RAILS, MAT. VOIE FERRÉE
	PORT TOTAL	12,967,966 *	1,256,053 *	14,224,019 *	TOTAL DU PORT
QUEBEC	CATTLE		16	16	BOVINS
	LIVE ANIMALS, NES		73	73	ANIMAUX VIVANTS, NDA
	MEAT, FRESH OR FROZEN	73	30	103	VIANDE, FRAICHE / CONG.
	MEAT AND MEAT PREP. NES		141	141	VIANDES ET PREP. NDA
	FISH, SALTED OR CURED		23	23	POISSON, SALE OU FUME
	FISH, CANNED		24	24	POISSON EN BOITES
	LOBSTER	9		9	HOMARD
	CHEESE	104	76	180	FROMAGE
	MILK POWDER	22,204		22,204	LAIT EN POWDRE
	DAIRY PROD. EGGS, HONEY	38		38	PROD. LAIT., OEUFS, MIEL
	BARLEY	314,315	197,131	511,446	ORGE
	CORN	33,500	145,970	179,470	MAÏS
	OATS	12,716		12,716	AVOÏNE
	RYE	3,928		3,928	SEIGLE
	WHEAT	442,912	96,429	539,341	BLÉ
	CEREALS MILLED, NES	6		6	CÉRÉALES MOULUES, NDA
	BAKERY PROD. INC. FROZEN		46	46	PROD. BOUL., PROD. CONG.
	MACARONI, CEREAL PROD.	71	6	77	PÂTES ALIM., PROD. CEREAL
	FRUIT, PRES. NOT CANNED		58	58	CONS. FRUITS NON BOITE
	FRUITS, PREP. CANNED	20	9	29	FRUITS PREP. EN BOITE
	NUTS, EXC. OIL NUTS NES		157	157	NOIX, SAUF OLEAG. NDA
	VEGETABLES, FRESH		4	4	LEGUMES, FRAIS
	VEGETABLES, FROZEN	1		1	LEGUMES, CONGÉLÉS
	VEGETABLES, DRIED	1,340		1,340	LEGUMES, SECS
	VEGETABLE PREP. NES	557	86	643	PREP. DE LEGUMES NDA
	SUGAR, NES	59		59	SUCRE, NDA
	SUGAR PREPARATIONS		221	221	PREP. A BASE DE SUCRE
	COCOA AND CHOCOLATE		407	407	CACAO ET CHOCOLAT
	TEA		118	118	THÉ
	SPICES		2	2	ÉPICES
	MISC. FOOD PREP. NES	126	142	268	DIV. PREP. ALIM. NDA
	HAY, FORAGE, STRAW		1	1	Foin, FOURRAGE, PAILLE
	CONC. COMPLETE FEEDS	2,201		2,201	CONC., PROD. COMPLETES
	NON-ALCOHOLIC BEVERAGE		1,717	1,717	BOISSONS NON-ALCOOLIQ.
	ALE, BEER, STOUT, PORTER		8	8	ALE, BIÈRE, STOUT, PORTER
	WINES		2,056	2,056	VINS
	DIST. ALCOHOLIC BEV.	33	2,478	2,511	BOISS. ALCOOL. DIST.
	TOBACCO NES		32	32	TABACS NDA
	RAW HIDES AND SKINS	276		276	PEAUX ET CUIRS BRUT
	CRUDE ANIMAL PROD. NES		1	1	PR. BRUTS ORIG. ANIM. NDA
	SEEDS FOR SOWING NES	4		4	GRAINES DE SEMENCE NDA
	FLAXSEED	113,553	17,151	130,704	GRAINE DE LIN
	MUSTARD SEED	5,322		5,322	GRAINE DE MOUTARDE
	RAPESEED	49,715		49,715	GRAINE DE COLZA
	SOYA BEANS	350,876	431,197	782,073	GRAINE DE SOYA
	OIL SEEDS, NUTS NES	10		10	GRAINES, NOIX OLEAG. NDA
	NURSERY, GREENHOUSE STOCK		32	32	PROD. PÉPINIÈRE, SERRE
	RUBBER, ALLIED GUMS, NAT		13	13	CAOUTCHOUC GOMMES NAT.
	CRUDE VEG. PROD. NES		27	27	PR. BRUTS ORIG. VEG. NDA
	CRUDE WOOD MTL. NES		31	31	MATIÈRES BOIS BRUT NDA
	COPPER ORE AND CONC.	23,190	2,955	26,145	MINÉRAI, CONC. CUIVRE
	LEAD ORE AND CONC.	9,668		9,668	MINÉRAI, CONC. DE PLOMB
	NICKEL-COPPER ORE	80,228		80,228	MINÉRAI, CONC. DE NICKEL
	ZINC ORE AND CONC.	498,258		498,258	MINÉRAI, CONC. DE ZINC
	ORES AND CONC. NES	27,374		27,374	MINÉRAIS ET CONC. NDA
	IRON AND STEEL SCRAP	80,681		80,681	DÉCHETS DE FER, D'ACIER
	NON-FERROUS MET. SCRAP	954	786	1,740	DÉCHETS MÉTAL. NON FER.
	SLAG, DROSS, BY-PRODUCTS	4		4	POUS. GÉOL. SCOP. PROD.
ASBESTOS	127,825	2	127,827	AMIANTE	
CLAY MATERIALS NES		17,700	17,700	MATIÈRES ARGIL. NDA	
STONE, CRUDE NES	4,438		4,438	PIÈRE BRUTE NDA	
COTTON, TEXTILE WASTE		38	38	DÉCHETS DE COTON, TEXT.	
WASTE AND SCRAP NES	2,172		2,172	DÉCHETS ET REBUTS NDA	
LEATHER	7		7	CUIR	
RUBBER FAB. MATERIALS		5	5	DEMI-PROD. CAOUTCHOUC	
LUMBER AND TIMBER	24,132	200	24,332	BOIS D'OEUVRE ET CHARP.	
VENEER, PLYWOOD	54	3	57	PLACAGES, CONTRE-PLAQ.	
COOPERAGE STOCK	11		11	DEMI-PROD. TONNELLERIE	

TABLE 6. CARGOES HANDLED AT CANADIAN PORTS, TO AND FROM FOREIGN COUNTRIES.

TABLEAU 6. MARCHANDISES MANUTENTIONNEES DANS LES PORTS CANADIENS, A DESTINATION OU EN PROVENANCE DE PAYS ETRANGERS.

PORT PORT	COMMODITY	TONS LOADED TONNES CHARGEES	TONS UNLOADED TONNES DECHARGEES	TOTAL TOTAL	MARCHANDISES
QUEBEC (CONTD. - SUITE)	WOOD FAB. MATERIALS		26	26	DEMI-PRODUITS EN BOIS
	PULP	76,952	98	77,050	PATE
	NEWSPRINT PAPER	292,649		292,649	PAPIER JOURNAL
	PAPER NES	616	10	626	PAPIER NDA
	PAPERBOARD	2,594		2,594	CARTON
	BLDG. PAPER AND BOARD	2		2	PLAQ. CONSTR., PAP/CART.
	WET MACHINE BOARD	204		204	CARTON EN PATE PRESSE
	CORDAGE, TWINE, ROPE		1,750	1,750	CORDAGE, FICELLE, CORDE
	JUTE WOVEN FABRICS		2	2	TISSUS DE JUTE
	TEXTILE FAB. MTL NES	31	351	382	OUVR. EN MAT. TEXT. NDA
	ANIMAL OILS, EXC. MARINE	2,121		2,121	HUIL. ANIM. SAUF AN. MAR.
	VEG. OILS, FATS NES		5	5	HUIL. MAT. GRAS. VEG. NDA
	OILS, FATS, WAXES NES	1,742		1,742	HUIL. MAT. GRAS. CIRE NDA
	METALLIC SALTS	539	2,217	2,756	SELS METALLIQUES
	INORGANIC CHEMS. NES	415	161	576	PROD. CHIM. INORG. NDA
	ORGANIC CHEMICALS NES	537	253	790	PROD. CHIM. ORGAN. NDA
	EXPLOS., FUSES, CAPS	573	9,058	9,631	EXPLOS., AMORCES, DET.
	FERTILIZERS NES	40	3,237	3,277	ENGRAIS CHIMIQUE NDA
	AGRICULTURAL CHEMICALS	18	37	55	PROD. CHIM. AGRICOLES
	PLASTIC MATERIALS	181	240	421	MATIERES PLASTIQUES
	DYESTUFF, PIGMENT, PAINT	84	8	92	MAT. COLOR. PIG. PEINTURE
	CHEM. SPECIALTIES NES	242	250	492	PROD. CHIM. SPECIAUX NDA
	GASOLINE		203,944	203,944	ESSENCE
	FUEL OIL	22,725	1,103,046	1,125,771	MAZOUT
	COAL TAR, PITCH	134		134	GOUDRON, BRAI DE BOUIL.
	PETROL, COAL PROD. NES	79		79	DERIVE PETR. CHARB. NDA
	FERRO-ALLOYS	1		1	FERRO-ALLIAGES
	PRIMARY IRON, STEEL NES		25	25	FER, ACIER PRIMAIR. NDA
	BAR AND RODS, STEEL		2,050	2,050	BARRES ET TIGES ACIER
	PLATE & SHEET STEEL		2,566	2,566	TOLES, FEUILLES DACIER
	STRUCTURAL SHAPES	1,963	10,673	12,636	PROFILES DE CONSTRUCT.
	PIPES, TUBES: IRON, STEEL	11	1,902	1,913	TUYAUX, TUBES: FER, ACIER
	WIRE		229	229	FIL METALLIQUE
	ALUMINUM	11,495	95	11,590	ALUMINIUM
	COPPER AND ALLOYS	141		141	CUIVRE ET ALLIAGES
	LEAD AND ALLOYS	713		713	PLOMB ET ALLIAGES
	NICKEL AND ALLOYS	4	8,099	8,103	NICKEL ET ALLIAGES
	ZINC AND ALLOYS	1,165		1,165	ZINC ET ALLIAGES
	NON-FERROUS METALS NES	41	58	99	METAUX NON-FERREUX NDA
	METAL FAB. BASIC PROD.	58	3,649	3,707	OUVR. DE BASE EN METAL
	BRICKS, TILES NES		19	19	BRIQUES, TUILLES NDA
	GLASS BASIC PRODUCTS	95	1,152	1,247	OUVR. DE BASE EN VERRE
	ASBESTOS BASIC PROD.	392		392	OUVR. DE BASE AMIANTE
	NON-MET. MIN. BASIC PROD.	844	69	913	PROD. MIN. NON-MET. BASE
	MISC. FABRICATED PROD.	75	397	472	OUVRAGES DIVERS
	TRACTORS	42	160	202	TRACTEURS
	MACHINERY NES	228	1,833	2,061	MACHINES NDA
	PASS. AUTOS AND CHASSIS	3	1,121	1,124	VOITURES PART., CHASSIS
	MOTOR VEHICLE ENGINES	22	229	251	MOTEURS DE VEH. AUTOM.
	ROAD MOTOR VEH. NES		32	32	VEH. AUTOM. ROUTIERS NDA
	SHIPS, AIRCRAFT, MIS. VEH	38	458	496	NAVIRES, AVIONS, VEH. DIV
	RUBBER TIRES AND TUBES		111	111	PNEUS, CHAMBRES A AIR
	EQUIPMENT MISC.	138	375	513	MATERIEL DIVERS
	PERSONAL, HOUSEHOLD GOODS	349	909	1,258	ART. PERS. ET MENAGERS
	FIREARMS, AMMUNITION		658	658	ARMES A FEU, MUNITIONS
	CONTAINERS, CLOSURES	4,854	4,736	9,590	CONTENEURS, FERMETURES
	MISC. END PRODUCTS NES	58	455	513	PRODUITS FINIS DIV. NDA
	GENERAL CARGO	30,863	22,122	52,985	MARCHANDISES DIVERSES
	PORT TOTAL	2,689,036 *	2,306,481 *	4,995,517 *	TOTAL DU PORT
	RIMOUSKI	PULPWOOD	435		435
FUEL OIL			11,295	11,295	MAZOUT
PORT TOTAL		435 *	11,295 *	11,730 *	TOTAL DU PORT
RIVIERE DU LOUP	PULPWOOD	5,001		5,001	BOIS A PATE
	PORT TOTAL	5,001 *	*	5,001 *	TOTAL DU PORT
SEPT ILES	IRON ORE AND CONC	21,946,877		21,946,877	MINERAIS, CONC. DE FER
	IRON AND STEEL SCRAP	10,081		10,081	DECHETS DE FER, DACIER
	BENTONITE		124,116	124,116	BENTONITE
	GASOLINE		1,760	1,760	ESSENCE
	FUEL OIL		518,982	518,982	MAZOUT
	CASTINGS, FORGINGS		941	941	MOUL. PIECES FORGEES
	PLATE & SHEET STEEL		160	160	TOLES, FEUILLES DACIER
RAILS & TRACK MATERIAL		1,438	1,438	RAILS, MAT. VOIE FERREE	

TABLE 6. CARGOES HANDLED AT CANADIAN PORTS, TO AND FROM FOREIGN COUNTRIES.

TABLÉAU 6. MARCHANDISES MANUTENTIONNÉES DANS LES PORTS CANADIENS, À DESTINATION OU EN PROVENANCE DE PAYS ÉTRANGERS.

PORT PORT	COMMODITY	TONS LOADED TONNES CHARGÉES	TONS UNLOADED TONNES DÉCHARGÉES	TOTAL TOTAL	MARCHANDISES
SEPT ILES (CONTD. - SUITE)	EQUIPMENT MISC.		381	381	MATERIEL DIVERS
	CONTAINERS,CLOSURES		25	25	CONTENEURS,FERMETURES
	GENERAL CARGO		1,336	1,336	MARCHANDISES DIVERSES
	PORT TOTAL	21,956,958 *	649,139 *	22,606,097 *	TOTAL DU PORT
POINTE NOIRE	IRON ORE AND CONC	2,963,860		2,963,860	MINÉRAI, CONC. DE FER
	ORES AND CONC. NES	7		7	MINÉRAIS ET CONC. NDA
	BENTONITE		60,441	60,441	BENTONITE
	PORT TOTAL	2,963,867 *	60,441 *	3,024,308 *	TOTAL DU PORT
HARBOUR TOTAL - SEPT-ILES & POINTE NOIRE		24,920,825	709,580	25,630,405	HARBOUR TOTAL - SEPT-ILES & POINTE NOIRE
SOREL	BARLEY	169,733		169,733	ORGE
	CORN		7,668	7,668	MAIS
	RYE	2,800		2,800	SEIGLE
	WHEAT	974,513		974,513	BLÉ
	BRAN, SHORTS, MIDDLINGS	10,000		10,000	SON, ISSUES DE CÉRÉALES
	FEEOS, VEGETABLE ORIGIN	31,911	13,915	45,826	PROV. D'ORIGINE VÉGÉTALE
	SOYA BEANS	11,934		11,934	GRAINE DE SOYA
	IRON AND STEEL SCRAP	32,328		32,328	DÉCHETS DE FER, DACIER
	SLAG, DROSS, BY-PRODUCTS	622,579		622,579	POUS. GUEUL. SCOR. PROD.
	COAL, NES		242,972	242,972	CHARBON, NDA
	PHOSPHATE ROCK		279,502	279,502	ROCHE PHOSPHATÉE
	FERTILIZERS NES		3,307	3,307	ENGRAIS CHIMIQUE NDA
	FUEL OIL		59,097	59,097	MAZOUT
	COKE	52,615		52,615	COKE
	PIG IRON	547,673		547,673	FER EN GUEUSE
	PRIMARY IRON, STEEL NES	4,500	1,311	5,811	FER, ACIER PRIMAIR. NDA
	STRUCTURAL SHAPES	5,800	638	6,438	PROFILES DE CONSTRUCT.
MACHINERY NES	17		17	MACHINES NDA	
TRUCKS AND CHASSIS	2		2	CAMIONS ET CHASSIS	
PORT TOTAL	2,466,405 *	617,261 *	3,083,666 *	TOTAL DU PORT	
TROIS PISTOLES	PULPWOOD	472		472	BOIS À PÂTE
	PORT TOTAL	472 *	*	472 *	TOTAL DU PORT
TROIS RIVIERES	MILK POWDER	72		72	LAIT EN POUDRE
	BARLEY	396,971	492,073	889,044	ORGE
	CORN	91,237	122,584	213,821	MAIS
	DATS	25,176	22,337	47,513	AVOINE
	RYE	5,560		5,560	SEIGLE
	WHEAT	712,953	133,940	846,893	BLÉ
	MACARONI, CEREAL PROD.		1,842	1,842	PÂTES ALIM. PROD. CÉRÉAL
	NUTS, EXC. OIL NUTS NES		5,090	5,090	NOIX, SAUF OLEAG. NDA
	VEGETABLES, FROZEN	11		11	LEGUMES, CONGELÉS
	SOYA BEANS	167,687	193,547	361,234	GRAINE DE SOYA
	COPPER ORE AND CONC.	3,600		3,600	MINÉRAI, CONC. CUIVRE
	LEAD ORE AND CONC.	2,161		2,161	MINÉRAI, CONC. DE PLDMB
	ZINC ORE AND CONC.	17,000		17,000	MINÉRAI, CONC. DE ZINC
	ORES AND CONC. NES	29		29	MINÉRAIS ET CONC. NDA
	ASBESTOS	254,352		254,352	AMIANTE
	CHINA CLAY		41,659	41,659	KADLIN
	CLAY MATERIALS NES		5,520	5,520	MATIÈRES ARGIL. NDA
	LUMBER AND TIMBER	65	6,965	7,030	BOIS D'OEUVRE ET CHARP.
	VENEER, PLYWOOD		6	6	PLACAGES, CONTRE-PLAC.
WOOD FAB. MATERIALS				DEMI-PRODUITS EN BOIS	
PULP	19,089		19,089	PÂTE	
NEWSPRINT PAPER	212,288		212,288	PAPIER JOURNAL	
PAPER NES	868		868	PAPIER NDA	
PAPERBOARD	1,654		1,654	CARTON	
BLDG. PAPER AND BOARD	100		100	PLAC. CONSTR., PAP/CART.	
CORDAGE, TWINE, ROPE		270	270	CORDAGE, FICELLE, CORDE	
TEXTILE FAB. MTL NES	1		1	OUVR. EN MAT. TEXT. NDA	
OILS, FATS, WAXES NES	156		156	HUIL. MAT. GRAS. CIRE NDA	
METALLIC SALTS		20,379	20,379	SELS MÉTALLIQUES	
INORGANIC CHEMS. NES	1,422		1,422	PROD. CHIM. INORG. NDA	
ORGANIC CHEMICALS NES	9,465		9,465	PROD. CHIM. ORGAN. NDA	
PLASTIC MATERIALS	1,978		1,978	MATIÈRES PLASTIQUES	
CHEM. SPECIALTIES NES		3,200	3,200	PROD. CHIM. SPÉCIAUX NDA	
FUEL OIL		449,974	449,974	MAZOUT	
FERRO-ALLOYS	110		110	FERRO-ALLIAGES	
STRUCTURAL SHAPES	17		17	PROFILES DE CONSTRUCT.	
WIRE	5		5	FIL MÉTALLIQUE	
ALUMINUM	3,965		3,965	ALUMINIUM	
ZINC AND ALLOYS	792		792	ZINC ET ALLIAGES	

TABLE 6. CARGOES HANDLED AT CANADIAN PORTS, TO AND FROM FOREIGN COUNTRIES.

TABLEAU 6. MARCHANDISES MANUTENTIONNEES DANS LES PORTS CANADIENS, A DESTINATION OU EN PROVENANCE DE PAYS ETRANGERS.

PORT PORT	COMMODITY	TONS LOADED TONNES CHARGÉES	TONS UNLOADED TONNES DÉCHARGÉES	TOTAL TOTAL	MARCHANDISES
TROIS RIVIERES (CONTD. - SUITE)	NON-FERROUS METALS NES	49		49	METAUX NON-FERREUX NDA
	METAL FAB. BASIC PROD.	34		34	OUVR. DE BASE EN METAL
	NON-MET. MIN. BASIC PROD	1,271		1,271	PROD. MIN. NON-MET. BASE
	MACHINERY NES	662	458	1,120	MACHINES NDA
	PASS. AUTOS AND CHASSIS		1	1	VOITURES PART., CHASSIS
	ROAD MOTOR VEH. NES	4		4	VEH. AUTOM. ROUTIERS NDA
	EQUIPMENT MISC.	9	10	19	MATERIEL DIVERS
	PERSONAL, HOUSEHOLD GOODS	25	2	27	ART. PERS. ET MENAGERS
	CONTAINERS, CLOSURES		13	13	CONTENEURS, FERMETURES
	MISC. END PRODUCTS NES	5	1	6	PRODUITS FINIS DIV. NDA
	GENERAL CARGO	56		56	MARCHANDISES DIVERSES
	PORT TOTAL	1,931,012 *	1,499,871 *	3,430,883 *	TOTAL DU PORT
VALLEYFIELD	NON-ALCOHOLIC BEVERAGE		103	103	BOISSONS NON-ALCOOLIQ.
	RAW HIDES AND SKINS	69		69	PEAUX ET CUIRS BRUT
	TEXTILE FIBRES NES	300		300	FIBRES TEXTILES NDA
	SLAG, DROSS, BY-PRODUCTS	55		55	POUS. GUEUL. SCOR. PROD.
	FLUORSPAR		8,000	8,000	SPATH FLUOR
	CRUDE NON-MET. MIN. NES		600	600	MIN. NON-MET. BRUTS NDA
	LUMBER AND TIMBER	192		192	ROIS DEUVPE ET CHARR.
	TEXTILE FAB. MTL NES		21	21	OUVR. EN MAT. TEXT. NDA
	SULPHURIC ACID	3,958		3,958	ACIDE SULFURIQUE
	ORGANIC CHEMICALS NES		3,765	3,765	PROD. CHIM. ORGAN. NDA
	EXPLOS., FUSES, CAPS		254	254	EXPLOS., AMOPCES, DET.
	PLASTIC MATERIALS		7	7	MATIERES PLASTIQUES
	CHEM. SPECIALTIES NES	500		500	PROD. CHIM. SPECIAUX NDA
	PLATE & SHEET STEEL		946	946	TOLES, FEUILLES D'ACIER
	STRUCTURAL SHAPES		2,528	2,528	PROFILES DE CONSTRUCT.
	PIPES, TUBES: IRON, STEEL		644	644	TUYAUX, TUBES: FER, ACIER
	ZINC AND ALLOYS	6,495		6,495	ZINC ET ALLIAGES
	METAL FAB. BASIC PROD.	7	26	33	OUVR. DE BASE EN METAL
	GLASS BASIC PRODUCTS		5,138	5,138	OUVR. DE BASE EN VERRE
	MACHINERY NES	38	1,006	1,044	MACHINES NDA
	MOTOR VEHICLE ENGINES		33	33	MOTEURS DE VEH. AUTOM.
ROAD MOTOR VEH. NES		8	8	VEH. AUTOM. ROUTIERS NDA	
EQUIPMENT MISC.	2	1	3	MATERIEL DIVERS	
PERSONAL, HOUSEHOLD GOODS		32	32	ART. PERS. ET MENAGERS	
FIREARMS, AMMUNITION		93	93	ARMES A FEU, MUNITIONS	
CONTAINERS, CLOSURES		55	55	CONTENEURS, FERMETURES	
MISC. END PRODUCTS NES		19	19	PRODUITS FINIS DIV. NDA	
PORT TOTAL	11,616 *	23,279 *	34,895 *	TOTAL DU PORT	
QUEBEC-NES/NDA	LUMBER AND TIMBER	7,164		7,164	ROIS DEUVPE ET CHARR.
	PAPERBOARD	86,414	2,000	88,414	CARTON
	ANIMAL OILS, EXC. MARINE	1,090		1,090	HUIL. ANIM. SAUF AN. MAR.
	FUEL OIL		23,025	23,025	MAZOUT
	STRUCTURAL SHAPES		350	350	PROFILES DE CONSTRUCT.
	METAL FAB. BASIC PROD.		4	4	OUVR. DE BASE EN METAL
	MACHINERY NES		450	450	MACHINES NDA
	CONTAINERS, CLOSURES		767	767	CONTENEURS, FERMETURES
	PORT TOTAL	94,668 *	26,596 *	121,264 *	TOTAL DU PORT
	PROVINCE TOTAL	56,421,389 **	18,791,560 **	75,212,949 **	TOTAL DU PROVINCE
	ONTARIO / ONTARIO AMHERSTBURG	COAL, BITUMINOUS		81,870	81,870
PORT TOTAL		*	81,870 *	81,870 *	TOTAL DU PORT
BELLEVILLE	COAL, BITUMINOUS		2,994	2,994	CHARRON BITUMINEUX
	PORT TOTAL	*	2,994 *	2,994 *	TOTAL DU PORT
CARDINAL	CORN		36,603	36,603	MAIS
	VEG. OILS, FATS NES		1,799	1,799	HUIL. MAT. GRAS. VEG. NDA
PORT TOTAL	*	38,402 *	38,402 *	TOTAL DU PORT	
CLARKSON	CRUDE PETROLEUM		81,096	81,096	PETROLE BRUT
	FUEL OIL	58,515		58,515	MAZOUT
	CEMENT	100,000		100,000	CIMENT
	PORT TOTAL	158,515 *	81,096 *	239,611 *	TOTAL DU PORT
COBOURG	COAL, BITUMINOUS		3,738	3,738	CHARBON BITUMINEUX
	PORT TOTAL	*	3,738 *	3,738 *	TOTAL DU PORT
COLLINGWOOD	CORN		28,542	28,542	MAIS
	PORT TOTAL	*	28,542 *	28,542 *	TOTAL DU PORT
CORNWALL	TEXTILE FIBRES NES	352		352	FIBRES TEXTILES NDA
	PULP	4,167		4,167	PATE
	NEWSPRINT PAPER	287		287	PAPIER JOURNAL
	PAPER NES	118		118	PAPIER NDA
	PAPERBOARD	11		11	CARTON
	TEXTILE FAB. MTL NES	151		151	OUVR. EN MAT. TEXT. NDA
	INORGANIC CHEM. NES	900	4,910	5,810	PROD. CHIM. INORG. NDA

TABLE 6. CARGOES HANDLED AT CANADIAN PORTS, TO AND FROM FOREIGN COUNTRIES.

TABLEAU 6. MARCHANDISES MANUTENTIONNEES DANS LES PORTS CANADIENS, A DESTINATION OU EN PROVENANCE DE PAYS ETRANGERS.

PORT	COMMODITY	TONS LOADED TONNES CHARGÉES	TONS UNLOADED TONNES DECHARGÉES	TOTAL TOTAL	MARCHANDISES
CORNWALL (CONTD. - SUITE)	ORGANIC CHEMICALS NES	2,073	23,786	25,859	PROD.CHIM.ORGAN.NDA
	PLASTIC MATERIALS	177		177	MATIERES PLASTIQUES
	GLASS BASIC PRODUCTS	322		322	OUVR.DE BASE EN VERRE
	CONTAINERS,CLOSURES	34		34	CONTENEURS,FERMETURES
	PORT TOTAL	8,622 *	28,396 *	37,018 *	TOTAL DU PORT
COURTRIGHT	COAL,BITUMINOUS		31,525	31,525	CHARBON BITUMINEUX
	PORT TOTAL	*	31,525 *	31,525 *	TOTAL DU PORT
DEPOT HARBOUR	IRON ORE AND CONC	720,901		720,901	MINERAI,CONC.DE FER
	PORT TOTAL	720,901 *	*	720,901 *	TOTAL DU PORT
ERIEAU	POTASH		4,660	4,660	POTASSE
	PORT TOTAL	*	4,660 *	4,660 *	TOTAL DU PORT
GODERICH	SALT	558,750		558,750	SEL
	PORT TOTAL	558,750 *	*	558,750 *	TOTAL DU PORT
HAMILTON	MEAT,CURED	15		15	VIANDE FUMEE OU SALEE
	MEAT AND MEAT PREP.NES	3	140	143	VIANDES ET PREP.NDA
	CHEESE		14	14	FROMAGE
	DAIRY PROD.EGGS,HONEY	8		8	PROD.LAIT.,OEUFs,MIEL
	BARLEY		55,039	55,039	ORGE
	OATS	52		52	AVOINE
	CORN MEAL AND FLOUR	13		13	SEMOLLE,FAPINE DE MAIS
	BAKERY PROD.INC.FROZEN	51	50	101	PROD.BOUL.,PRDD.CONG.
	MACARONI,CEREAL PROD.		8	8	PATES ALIM,PROD.CEREAL
	FRESH FRUITS,BERRIES		195	195	FRUITS, BAIES FRAIS
	FROZEN FRUITS, BERRIES	46	49	95	FRUITS, BAIES CONGELES
	FRUIT JUICES		123	123	JUS DE FRUIT
	FRUIT PULP, PUREE		695	695	PULPE DE FRUIT, PUREE
	FRUIT,PRES.NOT CANNED		5,456	5,456	CONS. FRUITS NON BOITE
	FRUITS, PREP. CANNED		14	14	FRUITS PREP. EN BOITE
	NUTS,EXC.OIL NUTS NES		308	308	NOIX,SAUF OLEAG.NDA
	VEGETABLES, FRESH	176		176	LEGUMES, FRAIS
	VEGETABLES, FROZEN	63		63	LEGUMES, CONGELES
	VEGETABLES, DRIED	1,125	5	1,130	LEGUMES, SECS
	VEGETABLE PREP.NES	374	1,951	2,325	PREP. DE LEGUMES NDA
	RAW SUGAR		4,435	4,435	SUCRE BRUT
	MELASSES, CRUDE		8,005	8,005	MELASSE, BRUTE
	MELASSES, REFINED		5,617	5,617	MELASSE,RAFFINEE
	SUGAR PREPARATIONS		164	164	PREP. A BASE DE SUCRE
	COCOA AND CHOCOLATE		613	613	CACAO ET CHOCOLAT
	SPICES	28	203	231	EPICES
	SAUSAGE SKINS,CASINGS		10	10	BOYAUX A SAUCISSES
	MISC.FOOD PREP.NES	56	30	86	DIV.PREP.ALIM.NDA
	BRAN,SHORTS,MIDDLINGS	150		150	SON,ISSUES DE CEREALES
	GROUND CEREALS NES		6	6	CEREALES MOULUES NDA
	SOYA. OIL MEAL, CAKE	16,983		16,983	FARINE TOURT.GR.SOYA
	NON-ALCOHOLIC BEVERAGE		8	8	BOISSONS NON-ALCOOLIQ.
	WINES		245	245	VINS
	DIST.ALCOHOLIC BEV.		28	28	BOISS.ALCOOL.DIST.
	TOBACCO NES	635	126	761	TABACS NDA
	RAW HIDES AND SKINS	50	24	74	PEAUX ET CUIRS BRUT
	SEEDS FOR SOWING NES		6	6	GRAINES DE SEMENCE NDA
	SOYA BEANS		137,206	137,206	GRAINE DE SOYA
	NURSERY, GREENHSE STOCK		44	44	PROD.PEPINIERE,SERRE
	RUBBER,ALLIED GUMS,NAT		10,287	10,287	CAOUTCHOUC GOMMES NAT.
	CRUDE VEG.PROD.NES		9	9	PR.BRUTS ORIG.VEG.NDA
	TEXTILE FIBRES NES		2,434	2,434	FIBRES TEXTILES NDA
	IRON ORE AND CONC	13	1,603,710	1,603,723	MINERAI,CONC.DE FER
	NICKEL-COPPER ORE		2,938	2,938	MINER.DE CUIVRE-NICKEL
	IRON AND STEEL SCRAP	33,244		33,244	DECHETS DE FER, D'ACIER
	NON-FERROUS MET. SCRAP	8,980		8,980	DECHETS METAL.NON FER.
	SLAG,DROSS,BY-PRODUCTS	570		570	POUS.GUEUL.SCOR.PROD.
	COAL,BITUMINOUS		4,306,790	4,306,790	CHARBON BITUMINEUX
	CLAY MATERIALS NES		17,617	17,617	MATIERES ARGIL.NDA
	SAND AND GRAVEL		90,627	90,627	SABLE ET GRAVIERS
	LIMESTONE		11,997	11,997	PIERRE CALCAIRE
	STONE,CRUDE NES		42	42	PIERRE BRUTE NDA
	FLUORSPAR		35,255	35,255	SPATH FLUOR
	PHOSPHATE ROCK		17,501	17,501	ROCHE PHOSPHATEE
	SALT		27,408	27,408	SEL
	COTTON,TEXTILE WASTE		179	179	DECHETS DE COTON,TEXT.
	WASTE AND SCRAP NES	5	22	27	DECHETS ET REBUTS NDA
	LEATHER		10	10	CUIR
	RUBBER FAB.MATERIALS	289		289	DEMI-PROD.CAOUTCHOUC
	LUMBER AND TIMBER	90		90	BOIS D'OEUVRE ET CHARP.
	VENEER,PLYWOOD		595	595	PLACAGES,CONTRE-PLAQ.
	WOOD FAB.MATERIALS	14		14	DEMI-PRODUITS EN BOIS
	PAPER NES	31		31	PAPIER NDA
	PAPERBOARD		4	4	CARTON
	BLOG.PAPER AND BOARD		14	14	PLAQ.CONSTR.,PAP/CART.

TABLE 6. CARGOES HANDLED AT CANADIAN PORTS, TO AND FROM FOREIGN COUNTRIES.

TABLEAU 6. MARCHANDISES MANUTENTIONNEES DANS LES PORTS CANADIENS, A DESTINATION OU EN PROVENANCE DE PAYS ETRANGERS.

PORT PORT	COMMODITY	TONS LOADED TONNES CHARGÉES	TONS UNLOADED TONNES DECHARGÉES	TOTAL TOTAL	MARCHANDISES
HAMILTON (CONTD. - SUITE)	WET MACHINE BOARD	9	8	17	CARTON EN PATE PRESSE
	CORDAGE, TWINE, ROPE		3,091	3,091	CORDAGE, FICELLE, CORDE
	JUTE WOVEN FABRICS		23	23	TISSUS DE JUTE
	TEXTILE FAB. MTL NES	26	128	154	OUVR. EN MAT. TEXT. NDA
	SOYABEAN OIL	11,262		11,262	HUILE DE SOYA
	OILS, FATS, WAXES NES	502		502	HUIL. MAT. GRAS. CIRE NDA
	METALLIC SALTS	978	433	1,411	SELS METALLIQUES
	INORGANIC CHEMS. NES	8	7,318	7,326	PROD. CHIM. INORG. NDA
	ORGANIC CHEMICALS NES	1,114	218	1,332	PROD. CHIM. ORGAN. NDA
	POTASH	3		3	POTASSE
	FERTILIZERS NES		38,777	38,777	ENGRAIS CHIMIQUE NDA
	AGRICULTURAL CHEMICALS	2	101	103	PROD. CHIM. AGRICOLES
	SYNTHETIC RUBBER	781		781	CAOUTCHOUC SYNTHETIQUE
	PLASTIC MATERIALS	941	14	955	MATIERES PLASTIQUES
	DYESTUFF, PIGMENT, PAINT		268	268	MAT. COLOR. PIC. PEINTURE
	CHEM. SPECIALTIES NES	130	40	170	PROD. CHIM. SPECIAUX NDA
	FUEL OIL		82,051	82,051	MAZOUT
	LUBRICATING OIL, GREASE	75		75	HUILE, GRAISSE LUBRIF.
	COKE	61,050		61,050	CDKE
	COAL TAR, PITCH	46,169	3,000	49,169	GOUDRON, BRAI DE BOUIL.
	PETROL, COAL PROD. NES		64,621	64,621	DERIVE PETR. CHARB. NDA
	FERRO-ALLOYS	8,490	18	8,508	FERRO-ALLIAGES
	PIG IRON	2,294		2,294	FER EN GUEUSE
	PRIMARY IRON, STEEL NES		1,689	1,689	FER, ACIER PRIMAIR. NDA
	CASTINGS, FORGINGS	2,162	9,194	11,356	MOUL. PIECES FORGEES
	BARNS AND RODS, STEEL	32,500	5,091	37,591	BARRES ET TIGES ACIER
	PLATE & SHEET STEEL	121,151	12,784	133,935	TOILES, FEUILLES D'ACIER
	STRUCTURAL SHAPES	1,506	11,213	12,719	PROFILES DE CONSTRUCT.
	RAILS & TRACK MATERIAL		869	869	RAILS, MAT. VOIE FERREE
	PIPES, TUBES: IRON, STEEL	145	1,173	1,318	TUYAUX, TUBES: FER, ACIER
	WIRE	36	2,596	2,632	FIL METALLIQUE
	ALUMINIUM		18	18	ALUMINIUM
	COPPER AND ALLOYS	193	41	234	CUIVRE ET ALLIAGES
	NICKEL AND ALLOYS	70	497	567	NICKEL ET ALLIAGES
	ZINC AND ALLOYS	157	22	179	ZINC ET ALLIAGES
	NON-FERROUS METALS NES	6	128	134	METAUX NON-FERREUX NDA
	METAL FAB. BASIC PROD.	1,135	1,293	2,428	OUVR. DE BASE EN METAL
	BRICKS, TILES NES		449	449	BRIQUES, TUILES NDA
	GLASS BASIC PRODUCTS	411	3,900	4,311	OUVR. DE BASE EN VERRE
	CEMENT	26	33	59	CIMENT
	CEMENT BASIC PROD.	17		17	OUVR. DE BASE CIMENT
	NON-MET. MIN. BASIC PROD	2,866	64	2,930	PROD. MIN. NON-MET. BASE
	MISC. FABRICATED PROD.	25	151	176	OUVRAGES DIVERS
	TRACTORS	3	1,432	1,435	TRACTEURS
	MACHINERY NES	930	3,521	4,551	MACHINES NDA
PASS. AUTOS AND CHASSIS	8	3,659	3,667	VOITURES PART., CHASSIS	
TRUCKS AND CHASSIS	596	81	677	CAMIONS ET CHASSIS	
MOTOR VEHICLE ENGINES	37	25	62	MOTEURS DE VEH. AUTOM.	
ROAD MOTOR VEH. NES		120	120	VEH. AUTOM. POUTIERS NDA	
SHIPS, AIRCRAFT, MIS. VEH		275	275	NAVIRES, AVIONS, VEH. DIV	
RUBBER TIRES AND TUBES	16		16	PNEUS, CHAMBRES A AIR	
EQUIPMENT MISC.	83	237	320	MATERIEL DIVERS	
PERSONAL, HSEHOLO GOODS	70	273	343	ART. PERS. ET MENAGERS	
FIREARMS, AMMUNITION		18	18	ARMES A FEU, MUNITIONS	
CONTAINERS, CLOSURES	34	51	85	CONTENEURS, FERMETURES	
MISC. END PRODUCTS NES	15	64	79	PRODUITS FINIS DIV. NDA	
GENERAL CARGO	181	199	380	MARCHANDISES DIVERSES	
PORT TOTAL	361,277 *	6,609,625 *	6,970,902 *	TOTAL DU PORT	
KINGSTON	CORN		11,139	11,139	MAIS
	COAL, BITUMINOUS		22,568	22,568	CHARBON BITUMINEUX
	FUEL OIL		14,667	14,667	MAZOUT
	PORT TOTAL	*	48,374 *	48,374 *	TOTAL DU PORT
KINGSVILLE	COAL, BITUMINOUS		15,834	15,834	CHARBON BITUMINEUX
	LIMESTONE		65,659	65,659	PIERRE CALCAIRE
	POTASH		4,593	4,593	POTASSE
	PORT TOTAL	*	86,086 *	86,086 *	TOTAL DU PORT
LITTLE CURRENT	COPPER ORE AND CONC.	3,540		3,540	MINERAI, CONC. CUIVRE
	IRON ORE AND CONC.	545,007		545,007	MINERAI, CONC. DE FER
	ZINC ORE AND CONC.	66,395		66,395	MINERAI, CONC. DE ZINC
	COAL, BITUMINOUS		167,243	167,243	CHARBON BITUMINEUX
PORT TOTAL	614,942 *	167,243 *	782,185 *	TOTAL DU PORT	
MARATHON	COAL, BITUMINOUS		83,875	83,875	CHARBON BITUMINEUX
	WASTE AND SCRAP NES		1	1	DECHETS ET REBUTS NDA
	LIMESTONE		3,390	3,390	PIERRE CALCAIRE
	SALT		2,250	2,250	SEL
	PULP	139,653		139,653	PATE
	PORT TOTAL	139,653 *	89,516 *	229,169 *	TOTAL DU PORT
MICHIPICOTEN HARBOUR	IRON ORE AND CONC.	22,100		22,100	MINERAI, CONC. DE FER
	COAL, BITUMINOUS		34,449	34,449	CHARBON BITUMINEUX

TABLE 6. CARGOES HANDLED AT CANADIAN PORTS, TO AND FROM FOREIGN COUNTRIES.

TABLÉAU 6. MARCHANDISES MANUTENTIONNÉES DANS LES PORTS CANADIENS, À DESTINATION OU EN PROVENANCE DE PAYS ÉTRANGERS.

PORT	COMMODITY	TONS LOADED TONNES CHARGÉES	TONS UNLOADED TONNES DECHARGÉES	TOTAL TOTAL	MARCHANDISES
MICHIGICOTEN HARBOUR (CONTD. - SUITE)	LIMESTONE		188,700	188,700	PIERRE CALCAIRE
	PORT TOTAL	22,100 *	225,149 *	247,249 *	TOTAL DU PORT
MIDLAND	COAL,BITUMINOUS		31,878	31,878	CHARBON BITUMINEUX
	PORT TOTAL	*	31,878 *	31,878 *	TOTAL DU PORT
OAKVILLE	FUEL OIL	13,315	108,880	122,195	MAZOUT
	PORT TOTAL	13,315 *	108,880 *	122,195 *	TOTAL DU PORT
OSHAWA	COAL,BITUMINOUS		139,207	139,207	CHARBON BITUMINEUX
	BARS AND RODS,STEEL PORT TOTAL	12,248 12,248 *	139,207 *	151,455 *	BARRÉS ET TIGES ACIER TOTAL DU PORT
OWEN SOUND	COAL,BITUMINOUS		9,098	9,098	CHARBON BITUMINEUX
	PORT TOTAL	*	9,098 *	9,098 *	TOTAL DU PORT
PARRY SOUND	IRON ORE AND CONC	17,610		17,610	MINÉRAI,CONC.DE FER
	COAL,BITUMINOUS PORT TOTAL	17,610 * 17,610 *	11,942 11,942 *	29,552 *	CHARBON BITUMINEUX TOTAL DU PORT
PICTON	IRON ORE AND CONC	497,028		497,028	MINÉRAI,CONC.DE FER
	COAL,BITUMINOUS		116,139	116,139	CHARBON BITUMINEUX
	CEMENT	261,654		261,654	CIMENT
	GENERAL CARGO PORT TOTAL	1,485 760,167 *	116,139 * 116,139 *	876,306 *	MARCHANDISES DIVERSES TOTAL DU PORT
THUNDER BAY	BARLEY	488,600		488,600	ORGE
	CORN	1,306		1,306	MAIS
	OATS	128,579		128,579	AVOINE
	RYE	36,624		36,624	SEIGLE
	WHEAT	86,928		86,928	BLÉ
	MALT AND MALT FLOUR	12,468		12,468	MALT ET FARINE DE MALT
	WHEAT FLOUR	5,576		5,576	FARINE DE BLÉ
	VEGETABLES, DRIED	3,077		3,077	LEGUMES, SECS
	SUGAR PREPARATIONS		26	26	PREP. A BASE DE SUCRE
	HULLS,SCREENINGS,CHAFF	81,950		81,950	ÉCLOURES,CRIBLURES,BAL
	SOYA. OIL MEAL, CAKE		463	463	FARINE TOURT.GR.SOYA
	CONC.COMPLETE FEEDS	15,940		15,940	CONC.,PROV.COMPLETES
	ALS,BEER,STOUT,PORTER		70	70	ALE,BIERE,STOUT,PORTER
	WINES		77	77	VINS
	DIST.ALCOHOLIC BEV.		549	549	BOISS.ALCOOL.DIST.
	SEEDS FOR SOWING NES		1	1	GRAINES DE SEMENCE NDA
	FLAXSEED	54,157		54,157	GRAINE DE LIN
	MUSTARD SEED	15,837		15,837	GRAINE DE MOUTARDE
	RAPESEED	65,596		65,596	GRAINE DE COLZA
	PULPWOOD	3,500		3,500	BOIS A PATE
	IRON ORE AND CONC	2,739,395		2,739,395	MINÉRAI,CONC.DE FER
	IRON AND STEEL SCRAP	8,429		8,429	DECHETS DE FER, DACIER
	COAL,BITUMINOUS		42,899	42,899	CHARBON BITUMINEUX
	LIMESTONE		13,021	13,021	PIERRE CALCAIRE
	STONE,CRUDE NES	2		2	PIERRE BRUTE NDA
	LEATHER		6	6	CUIR
	RUBBER FAB.MATERIALS		1	1	DEMI-PROD.CAOUTCHOUC
	VENEER,PLYWOOD		1	1	PLACAGES,CONTRE-PLAQ.
	PULP	6,189		6,189	PATE
	NEWSPRINT PAPER	201,683		201,683	PAPIER JOURNAL
	CORDAGE,TWINE,ROPE		369	369	CORDAGE,FICELLE,CORDE
	INOPGANIC CHEMS. NES		24,413	24,413	PROD.CHIM.INORG.NDA
	ORGANIC CHEMICALS NES		145	145	PROD.CHIM.ORGAN.NDA
	POTASH	11,500		11,500	POTASSE
	AGRICULTURAL CHEMICALS	550		550	PROD.CHIM.AGRICOLES
	DYESTUFF,PIGMENT,PAINT		1	1	MAT.COLOR.PIG.PEINTURE
	BARS AND RODS,STEEL		68	68	BARRÉS ET TIGES ACIER
	PLATE & SHEET STEEL		9,251	9,251	TOLES,FEUILLES DACIER
	STRUCTURAL SHAPES		612	612	PROFILES DE CONSTRUCT.
	PIPES,TUBES:IRON,STEEL		466	466	TUYAUX,TUBES:FER,ACIER
	WIRE		431	431	FIL METALLIQUE
	METAL FAB.BASIC PROD.		313	313	OUVR.DE BASE EN METAL
	GLASS BASIC PRODUCTS		33	33	OUVR.DE BASE EN VERRE
	CEMENT BASIC PROD.		33	33	OUVR.DE BASE CIMENT
	MISC.FABRICATED PROD.		7	7	OUVRAGES DIVERS
	TRACTORS		1,213	1,213	TRACTEURS
	MACHINERY NES	388	1,761	2,149	MACHINES NDA
	PASS.AUTOS AND CHASSIS	1	40	41	VOITURES PART.,CHASSIS
	MOTOR VEHICLE ENGINES		38	38	MOTEURS DE VEH.AUTOM.
	RUBBER TIRES AND TUBES		41	41	PNEUS, CHAMBRES A AIR
EQUIPMENT MISC.		28	28	MATERIEL DIVERS	
PERSONAL,HSEHOLD GOODS	8	23	31	ART.PERS.ET MENAGERS	
CONTAINERS,CLOSURES		377	377	CONTENEURS,FERMETURES	
MISC. END PRODUCTS NES		2	2	PRODUITS FINIS DIV.NDA	
GENERAL CARGO		42	42	MARCHANDISES DIVERSES	
PORT TOTAL	3,968,283 *	96,821 *	4,065,104 *	TOTAL DU PORT	

TABLE 6. CARGOES HANDLED AT CANADIAN PORTS, TO AND FROM FOREIGN COUNTRIES.

TABLEAU 6. MARCHANDISES MANUTENTIONNEES DANS LES PORTS CANADIENS, A DESTINATION OU EN PROVENANCE DE PAYS ETRANGERS.

PORT PORT	COMMODITY	TONS LOADED TONNES CHARGÉES	TONS UNLOADED TONNES DECHARGÉES	TOTAL TOTAL	MARCHANDISES
PORT COLBORNE	IRON ORE AND CONC		213,733	213,733	MINERAIS, CONC. DE FER
	IRON AND STEEL SCRAP		114	114	DECHETS DE FER, DACIER
	COAL, BITUMINOUS		170,994	170,994	CHARBON BITUMINEUX
	DOLOMITE	944,652		944,652	DOLOMITE
	PIG IRON	103,385		103,385	FER EN GUEUSE
PORT TOTAL	1,048,037 *	384,841 *	1,432,878 *	TOTAL DU PORT	
PORT CREDIT	COAL, BITUMINOUS		3,801,392	3,801,392	CHARBON BITUMINEUX
	FUEL OIL	56,540		56,540	MAZOUT
	CEMENT	113,330		113,330	CIMENT
	PORT TOTAL	169,870 *	3,801,392 *	3,971,262 *	TOTAL DU PORT
PORT LAMBTON	COAL, BITUMINOUS		32,084	32,084	CHARBON BITUMINEUX
PORT TOTAL	*	32,084 *	32,084 *	TOTAL DU PORT	
PORT STANLEY	COAL, BITUMINOUS		80,498	80,498	CHARBON BITUMINEUX
	FUEL OIL		5,357	5,357	MAZOUT
	PORT TOTAL	*	85,855 *	85,855 *	TOTAL DU PORT
PRESCOTT	CORN		5,656	5,656	MAIS
	COAL, BITUMINOUS		25,285	25,285	CHARBON BITUMINEUX
	METALLIC SALTS		9,810	9,810	SELS METALLIQUES
	FERTILIZERS NES		2,162	2,162	ENGRAIS CHIMIQUE NDA
	PORT TOTAL	*	42,913 *	42,913 *	TOTAL DU PORT
ST. CATHARINES	ORES AND CONC. NES		36,205	36,205	MINERAIS ET CONC. NDA
	SAND AND GRAVEL		49,866	49,866	SABLE ET GRAVIERS
	INORGANIC CHEMS. NES	608		608	PROD. CHIM. INORG. NDA
	FUEL OIL		4,669	4,669	MAZOUT
	NON-MET. MIN. BASIC PROD	65		65	PROD. MIN. NON-MET. BASE
PORT TOTAL	673 *	90,740 *	91,413 *	TOTAL DU PORT	
SARNIA	VEGETABLES, DRIED	421		421	LEGUMES, SECS
	VEGETABLE PREP. NES	347		347	PREP. DE LEGUMES NDA
	TOBACCO NES	1,141		1,141	TABACS NDA
	SEEDS FOR SOWING NES	11		11	GRAINES DE SEMENCE NDA
	COAL, BITUMINOUS		3,376,555	3,376,555	CHARBON BITUMINEUX
	SAND AND GRAVEL		52,953	52,953	SABLE ET GRAVIERS
	LIMESTONE		323,906	323,906	PIERRE CALCAIRE
	WASTE AND SCRAP NES	37		37	DECHETS ET REBUTS NDA
	INORGANIC CHEMS. NES		22,405	22,405	PROD. CHIM. INORG. NDA
	GLYCOL	8,476		8,476	GLYCOL
	ORGANIC CHEMICALS NES	94,697	43,365	138,062	PROD. CHIM. ORGAN. NDA
	AGRICULTURAL CHEMICALS	6,502		6,502	PROD. CHIM. AGRICOLES
	SYNTHETIC RUBBER	41,557		41,557	CAOUTCHOUC SYNTHETIQUE
	PLASTIC MATERIALS	18,034	6	18,040	MATIERES PLASTIQUES
	CHEM. SPECIALTIES NES	1,719	62	1,781	PROD. CHIM. SPECIAUX NDA
	FUEL OIL	56,044	26,080	82,124	MAZOUT
	LUBRICATING OIL, GREASE		4,110	4,110	HUILE, GRAISSE LUBRIF.
	PETROL, COAL PROD. NES	6,350	50,544	56,894	DERIVE PETR. CHARB. NDA
	METAL FAB. BASIC PROD.		13	13	OUVR. DE BASE EN METAL
	PASS. AUTOS AND CHASSIS	2		2	VOITURES PART., CHASSIS
PERSONAL, HOUSEHOLD GOODS	5	104	109	ART. PERS. ET MENAGERS	
MISC. END PRODUCTS NES	1		1	PRODUITS FINIS DIV. NDA	
PORT TOTAL	235,344 *	3,900,103 *	4,135,447 *	TOTAL DU PORT	
SAULT STE. MARIE	LOGS	2,170		2,170	BILLES
	COPPER ORE AND CONC.	3,095		3,095	MINERAIS, CONC. CUIVRE
	IRON ORE AND CONC		380,382	380,382	MINERAIS, CONC. DE FER
	IRON AND STEEL SCRAP	61,288		61,288	DECHETS DE FER, DACIER
	SLAG, ORES, BY-PRODUCTS	55,728		55,728	POUS. GUEUL. SCOR. PROD.
	COAL, BITUMINOUS		2,322,370	2,322,370	CHARBON BITUMINEUX
	DOLOMITE		31,020	31,020	DOLOMITE
	LIMESTONE		485,676	485,676	PIERRE CALCAIRE
	FLUORSPAR		2,087	2,087	SPATH FLUOR
	VENEER, PLYWOOD	838		838	PLACAGES, CONTRE-PLAQ.
	NEWSPRINT PAPER	3,496		3,496	PAPIER JOURNAL
	FUEL OIL		15,759	15,759	MAZOUT
	COKE	3,816		3,816	COKE
	PIG IRON	7,616		7,616	FER EN GUEUSE
	PRIMARY IRON, STEEL NES	39,861	611	40,472	FER, ACIER PRIMAIR. NDA
	CASTINGS, FORGINGS	22,054	671	22,725	MOUL. PIECES FORGEES
	BAR AND RODS, STEEL	420		420	BARRES ET TIGES ACIER
	PLATE & SHEET STEEL	57,924		57,924	TOLES, FEUILLES DACIER
	STRUCTURAL SHAPES	9,029		9,029	PROFILES DE CONSTRUCT.
	RAILS & TRACK MATERIAL	237	252	489	RAILS, MAT. VOIE FERREE
TRACTORS	7		7	TRACTEURS	
MACHINERY NES		200	200	MACHINES NDA	
GENERAL CARGO		863	863	MARCHANDISES DIVERSES	
PORT TOTAL	267,579 *	3,239,891 *	3,507,470 *	TOTAL DU PORT	

TABLE 6. CARGOES HANDLED AT CANADIAN PORTS, TO AND FROM FOREIGN COUNTRIES.

TABLEAU 6. MARCHANDISES MANUTENTIONNEES DANS LES PORTS CANADIENS, A DESTINATION OU EN PROVENANCE DE PAYS ETRANGERS.

PORT	COMMODITY	TONS LOADED TONNES CHARGEES	TONS UNLOADED TONNES DECHARGEES	TOTAL TOTAL	MARCHANDISES
SOMBRA	LIMESTONE PORT TOTAL		29,104 29,104 *	29,104 29,104 *	PIERRE CALCAITRE TOTAL DU PORT
THOROLO	ALUMINA, BAUXITE ORES IRON ORE AND CONC COAL, BITUMINOUS PULP NEWSPRINT PAPER INORGANIC CHEMS. NES ORGANIC CHEMICALS NES COKE FERRO-ALLOYS COPPER AND ALLOYS NICKEL AND ALLOYS NON-FERROUS METALS NES BRICKS, TILES NES EQUIPMENT MISC. PERSONAL, HOUSEHOLD GOODS CONTAINERS, CLOSURES PORT TOTAL		93,068 14,000 77,657 14,756 134,152 663 1,283 27,660 1,116 443 3,579 133 1 3 1 2 217,830 *	93,068 14,000 77,657 14,756 134,152 663 1,283 27,660 1,116 443 3,579 133 1 3 1 2 368,517 *	MINERAI ALUMINE, BAUX. MINERAI, CONC. DE FER CHARBON BITUMINEUX PATE PAPIER JOURNAL PROD. CHIM. INORG. NDA PROD. CHIM. ORGAN. NDA COKE FERRO-ALLIAGES CUIVRE ET ALLIAGES NICKEL ET ALLIAGES METAUX NON-FERREUX NDA BRIQUES, TILES NDA MATERIEL DIVERS ART. PERS. ET MENAGERS CONTENEURS, FERMETURES TOTAL DU PORT
TORONTO	CATTLE MEAT, FRESH OR FROZEN MEAT, CURED MEAT AND MEAT PREP. NES FISH, FRESH OR FROZEN FISH, SALTED OR CURED FISH, CANNED SHELL FISH, NES CHEESE MILK POWDER DAIRY PROD. EGGS, HONEY OATS WHEAT FLOUR CEREALS MILLED, NES BAKERY PROD. INC. FROZEN MACARONI, CEREAL PROD. FRESH FRUITS, BERRIES FROZEN FRUITS, BERRIES DRIED FRUITS FRUIT JUICES FRUIT PULP, PUREE FRUIT, PRES. NOT CANNED FRUITS, PREP. CANNED PEANUTS NUTS, EXC. OIL NUTS NES VEGETABLES, FRESH VEGETABLES, FROZEN VEGETABLES, DRIED VEGETABLE PREP. NES RAW SUGAR MOLASSES, CRUDE SUGAR PREPARATIONS COCOA AND CHOCOLATE COFFEE TEA SPICES VINEGAR SAUSAGE SKINS, CASINGS MISC. FOOD PREP. NES GROUND CEREALS NES SOYA- OIL MEAL, CAKE OIL SEED MEAL, CAKE NES FEEDS OF ANIMAL ORIGIN CONC. COMPLETE FEEDS NON-ALCOHOLIC BEVERAGE ALE, BEER, STOUT, PORTER WINES FERM. ALCOHOLIC BEV. DIST. ALCOHOLIC BEV. CIGARETTES TOBACCO NES RAW HIDES AND SKINS CRUDE ANIMAL PROD. NES SEEDS FOR SOWING NES SOYA BEANS OIL SEEDS, NUTS NES NURSERY, GREENHOUSE STOCK RUBBER, ALLIED GUMS, NAT CRUDE VEG. PROD. NES LOGS CRUDE WOOD MTL. NES WOOL AND ANIMAL HAIR	314 589 39 2 2 4 10 1,161 23 25 19 335 49 49 2,324 22 411 611 40 15 141 66 31 937 660 150,255 21,600 1 51 1 110 1,592 776 49,972 6,363 527 313 1 149 74 6 743 7,339 334 380 55 2,000 34 2 1,095 7	813 19 501 741 28 2,259 59 446 10 10 25 19 8 64 310 2,324 22 411 611 40 2,600 3,951 195 789 329 28 27 6,964 150,255 21,600 419 1,930 545 431 567 6 110 20,776 57 49,972 6,363 527 190 228 431 2,451 16 11,234 6 172 560 1 115 335,555 36 367 17,822 165 792 8 220	23 1,127 608 540 743 30 2,263 59 456 1,161 33 25 19 343 113 310 2,324 22 411 611 40 2,615 3,951 336 789 395 59 964 7,624 150,255 21,600 420 1,981 545 431 568 6 110 22,368 833 49,972 6,363 527 503 228 432 2,600 16 11,308 6 915 7,899 335 495 335,610 2,036 401 17,824 165 1,887 8 227	BOVINS VIANDE, FRAICHE / CONG. VIANDE FUMEE OU SALEE VIANDES ET PREP. NDA POISSON, FRAIS OU CONG. POISSON, SALE OU FUME POISSON EN BOITES MOLLUSQUES CRUST., NDA FROMAGE LAIT EN POWDRE PROD. LAIT., OEUFS, MIEL AVOINE FARINE DE BLE CEREALES MOULUES, NDA PROD. BOUL., PROD. CONG. PATES ALIM. PROD. CEREAL FRUITS, BAIES FRAIS FRUITS, BAIES CONGELES FRUITS SECS JUS DE FRUIT PULPE DE FRUIT, PUREE CONS. FRUITS NON BOITE FRUITS PREP. EN BOITE CACAHUETES NDIX, SAUF OLEAG. NDA LEGUMES, FRAIS LEGUMES, CONGELES LEGUMES, SECS PREP. DE LEGUMES NDA SUCRE BRUT MELASSE, BRUTE PREP. A BASE DE SUCRE CACAO ET CHOCOLAT CAFE THE EPICES VINAIGRE BOYAUX A SAUCISSES DIV. PREP. ALIM. NDA CEREALES MOULUES NDA FARINE TOURT. GR. SOYA FAR. TOURT. OLEAG. NDA PROD. ORIGINE ANIMALE CONC., PROV. COMPLETES BOISSONS NON-ALCOOLIQ. ALE, BIERE, STOUT, PORTER VINS BOISS. ALCOOL. FERMENT. BOISS. ALCOOL. DIST. CIGARETTES TABACS NOA PEAUX ET CUIRS BRUT PR. BRUTS ORIG. ANIM. NDA GRAINES DE SEMENCE NDA GRAINE DE SOYA GRAINES, NOIX OLEAG. NDA PROD. PEPINIERE, SERRE CAOUTCHOUC GOMMES NAT. PR. BRUTS ORIG. VEG. NDA BILLES MATIERES BOIS BRUT NDA LAINE, POILS ANIMAL

TABLE 6. CARGOES HANDLED AT CANADIAN PORTS, TO AND FROM FOREIGN COUNTRIES.

TABLEAU 6. MARCHANDISES MANUTENTIONNEES DANS LES PORTS CANADIENS, A DESTINATION OU EN PROVENANCE DE PAYS ETRANGERS.

PORT PORT	COMMODITY	TONS LOADED TONNES CHARGÉES	TONS UNLOADED TONNES DECHARGÉES	TOTAL TOTAL	MARCHANDISES
TORONTO (CONTO. - SUITE)	TEXTILE FIBRES NES	90	4,838	4,928	FIBRES TEXTILES NDA
	IRON ORE AND CONC		4	4	MINERAI, CONC. DE FER
	OPES AND CONC. NES	7	55	62	MINERAIS ET CONC. NDA
	IRON AND STEEL SCRAP	41,593		41,593	DECHETS DE FER, DACIER
	NON-FERROUS MET. SCRAP	3,747		3,747	DECHETS METAL. NON FER.
	SLAG, GROSS, BY-PRODUCTS	521		521	POUS. GUEUL. SCOR. PROD.
	COAL, BITUMINOUS		1,615,215	1,615,215	CHARBON BITUMINEUX
	CLAY MATERIALS NES	128		128	MATIERES ARGIL. NDA
	CRUSHED STONE		7	7	PIERRE CONCASSEE
	STONE, CRUDE NES	13	2,539	2,552	PIERRE BRUTE NDA
	BARYTES, NATURAL		17	17	BARYTINE NATURELLE
	SALT		88,369	88,369	SEL
	CRUDE NON-MET. MIN. NES	244	291	535	MIN. NON-MET. BRUTS NDA
	COTTON, TEXTILE WASTE	1,809	426	2,235	DECHETS DE COTON, TEXT.
	WASTE AND SCRAP NES	1,333		1,333	DECHETS ET REBUTS NDA
	LEATHER	1	101	102	CUIR
	RUBBER FAB. MATERIALS	1	165	166	OEVI-PROD. CAOUTCHOUC
	LUMBER AND TIMBER	5,173	7,998	13,171	BOIS OEUVRE ET CHARP.
	FLOORING	306		306	LAMES POUR PARQUET
	SHINGLES AND SHAKES	28		28	BARDEAUX, BARD. FACADE
	SAWMILL PRODUCTS NES	40		40	SCIAGES NDA
	VENEER, PLYWOOD	223	14,821	15,044	PLACAGES, CONTRE-PLAQ.
	WOOD FAB. MATERIALS	31	302	333	DEMI-PRODUITS EN BOIS
	PULP	504		504	PATE
	NEWSPRINT PAPER	103		103	PAPIER JOURNAL
	PAPER NES	457	250	707	PAPIER NDA
	PAPERBOARD	22	79	101	CARTON
	BLDG. PAPER AND BOARD	9	1,645	1,654	PLAQ. CONSTR., PAP/CART.
	WET MACHINE BOARD	594	61	655	CARTON EN PATE PRESSE
	CORDAGE, TWINE, ROPE		2,209	2,209	CORDAGE, FICELLE, CORDE
	JUTE WOVEN FABRICS		329	329	TISSUS DE JUTE
	TEXTILE FAB. MTL NES	86	2,152	2,238	OUVR. EN MAT. TEXT. NDA
	ANIMAL OILS, EXC. MARINE	4,599	10	4,609	HUIL. ANIM. SAUF AN. MAR.
	FISH, MARINE ANIMAL OIL		38	38	HUIL. DE POISSON, AN. MAR
	SOYABEAN OIL	11,159	845	12,004	HUIL. DE SOYA
	VEG. OILS, FATS NES	3,685	37,707	41,392	HUIL. MAT. GRAS. VEG. NDA
	OILS, FATS, WAXES NES	5,582	998	6,580	HUIL. MAT. GRAS. CIRE NDA
	METALLIC SALTS	138	734	872	SELS METALLIQUES
	INORGANIC CHEMS. NES	252	1,853	2,105	PROD. CHIM. INORG. NDA
	GLYCOL	63		63	GLYCOL
	ORGANIC CHEMICALS NES	2,526	10,365	12,891	PROD. CHIM. ORGAN. NDA
	POTASH		33	33	POTASSE
	FERTILIZERS NES	22	141	163	ENGRAIS CHIMIQUE NDA
	AGRICULTURAL CHEMICALS	209	73	282	PROD. CHIM. AGRICOLES
	SYNTHETIC RUBBER	572	501	1,073	CAOUTCHOUC SYNTHETIQUE
	PLASTIC MATERIALS	1,855	3,382	5,237	MATIERES PLASTIQUES
	DYESTUFF, PIGMENT, PAINT	236	246	482	MAT. COLOR. PIG. PEINTURE
	CHEM. SPECIALTIES NES	325	1,284	1,609	PROD. CHIM. SPECIAUX NDA
	FUEL OIL	141	172,907	173,048	MAZOUT
	LUBRICATING OIL, GREASE	136	7,061	7,197	HUIL. GRAISSE LUBRIF.
	COAL TAR, PITCH		44	44	GOUDRON, BRAI DE BOUIL.
	PETROL. COAL PROD. NES	311	11,896	12,207	DERIVE PETR. CHARB. NDA
	FERRO-ALLOYS	16	100	116	FERRO-ALLIAGES
	PRIMARY IRON, STEEL NES	2,093	999	3,092	FER, ACIER PRIMAIR. NDA
	CASTINGS, FORGINGS		103	103	MOUL. PIECES FORGEES
	BAR AND RODS, STEEL	17,836	14,355	32,191	BARRES ET TIGES ACIER
	PLATE & SHEET STEEL	2,426	26,256	28,682	TOLES, FEUILLES DACIER
	STRUCTURAL SHAPES	767	21,036	21,803	PROFILES DE CONSTRUCT.
	RAILS & TRACK MATERIAL		251	251	RAILS, MAT. VOIE FERREE
	PIPES, TUBES: IRON, STEEL	266	6,059	6,325	TUYAUX, TUBES: FER, ACIER
WIRE	86	4,640	4,726	FIL METALLIQUE	
ALUMINUM	925	1,237	2,162	ALUMINIUM	
COPPER AND ALLOYS	18,815	119	18,934	CUIVRE ET ALLIAGES	
LEAD AND ALLOYS	276		276	PLOMB ET ALLIAGES	
NICKEL AND ALLOYS	1,603		1,603	NICKEL ET ALLIAGES	
ZINC AND ALLOYS		28	28	ZINC ET ALLIAGES	
NON-FERROUS METALS NES	668	1,759	2,427	METAUX NON-FERREUX NDA	
METAL FAB. BASIC PROD.	888	23,626	24,514	OUVR. DE BASE EN METAL	
BUILDING BRICK, CLAY	134	196	330	BRIQ. A BATIR ARGILE	
BRICKS, TILES NES	121	1,135	1,256	BRIQUES, TUILES NDA	
GLASS BASIC PRODUCTS	2,597	5,494	8,091	OUVR. DE BASE EN VERRE	
ASBESTOS BASIC PROD.		23	23	OUVR. DE BASE AMIANTE	
CEMENT	6,190	1,049	7,239	CIMENT	
CEMENT BASIC PROD.		37	37	OUVR. DE BASE CIMENT	
NON-MET. MIN. BASIC PROD	1,735	1,780	3,515	PROD. MIN. NON-MET. BASE	
MISC. FABRICATED PROD.	53	6,149	6,202	OUVRAGES DIVERS	
TRACTORS	2,060	2,041	4,101	TRACTEURS	
MACHINERY NES	5,441	15,240	20,681	MACHINES NDA	
RAILWAY ROLLING STOCK	2,679	149	2,828	MAT. ROUL. DE CH. DE FER	
PASS. AUTOS AND CHASSIS	4,632	17,429	22,061	VOITURES PART., CHASSIS	
TRUCKS AND CHASSIS	69		69	CAMIONS ET CHASSIS	
MOTOR VEHICLE ENGINES	787	963	1,750	MOTEURS DE VEH. AUTOM.	
SOAP MOTOR VEH. NES	55	56	111	VEH. AUTOM. ROUTERS NDA	

TABLE 6. CARGOES HANDLED AT CANADIAN PORTS, TO AND FROM FOREIGN COUNTRIES.

TABLEAU 6. MARCHANDISES MANUTENTIONNEES DANS LES PORTS CANADIENS, A DESTINATION OU EN PROVENANCE DE PAYS ETRANGERS.

PORT PORT	COMMODITY	TONS LOADED TONNES CHARGÉES	TONS UNLOADED TONNES DECHARGÉES	TOTAL TOTAL	MARCHANDISES	
TORONTO (CONTD. - SUITE)	SHIPS, AIRCRAFT, MIS. VEH	80	249	329	NAVIRES, AVIONS, VEH. DIV	
	RUBBER TIRES AND TUBES	72	414	486	PNEUS, CHAMBRES A AIR	
	EQUIPMENT MISC.	2,104	4,117	6,221	MATERIEL DIVERS	
	PERSONAL, HSEHOLD GOODS	1,747	14,305	16,052	ART. PERS. ET MENAGERS	
	FIREARMS, AMMUNITION	5	110	115	ARMES A FEU, MUNITIONS	
	CONTAINERS, CLOSURES	5,487	3,597	9,084	CONTENEURS, FERMETURES	
	MISC. END PRODUCTS NES	725	2,151	2,876	PRODUITS FINIS DIV. NDA	
	GENERAL CARGO	20,121	39,393	59,514	MARCHANDISES DIVERSES	
	PORT TOTAL	268,780 *	2,799,167 *	3,067,947 *	TOTAL DU PORT	
	LAKEVIEW	COAL, BITUMINOUS		376,777	376,777	CHARBON BITUMINEUX
		PORT TOTAL	*	376,777 *	376,777 *	TOTAL DU PORT
	WALLACEBURG	LIMESTONE		113,941	113,941	PIERRE CALCAIRE
		PORT TOTAL	*	113,941 *	113,941 *	TOTAL DU PORT
WELLAND	NON-MET. MIN. BASIC PROD	1,879		1,879	PROD. MIN. NON-MET. BASE	
	PORT TOTAL	1,879 *	*	1,879 *	TOTAL DU PORT	
WINDSOR	BAKERY PROD. INC. FROZEN	32		32	PROD. BOUL., PROD. CONG.	
	FRUIT, PRES. NOT CANNED		90	90	CONS. FRUITS NON BOITE	
	VEGETABLES, FRESH	48		48	LEGUMES, FRAIS	
	VEGETABLES, FROZEN	1,098		1,098	LEGUMES, CONGELES	
	VEGETABLES, DRIED	200	44,042	44,242	LEGUMES, SECS	
	VEGETABLE PREP. NES	308	1,770	2,078	PREP. DE LEGUMES NDA	
	COCOA AND CHOCOLATE	18		18	CACAO ET CHOCOLAT	
	SPICES		1	1	EPICES	
	MISC. FOOD PREP. NES	68		68	DIV. PREP. ALIM. NDA	
	ALE, BEER, STOUT, PORTER	96		96	ALE, BIÈRE, STOUT, PORTER	
	WINES	20		20	VINS	
	DIST. ALCOHOLIC BEV.	32		32	BOISS. ALCOOL. DIST.	
	TOBACCO NES	16,674		16,674	TABACS NDA	
	ORES AND CONC. NES		461	461	MINERAIS ET CONC. NDA	
	COAL, BITUMINOUS		795,946	795,946	CHARBON BITUMINEUX	
	SAND AND GRAVEL		151,747	151,747	SABLE ET GRAVIERS	
	LIMESTONE		333,182	333,182	PIERRE CALCAIRE	
	FLUORSPAR		11,374	11,374	SPATH FLUOR	
	SALT	774,978		774,978	SEL	
	CRUDE NON-MET. MIN. NES		18	18	MIN. NON-MET. BRUTS NDA	
	WASTE AND SCRAP NES	12	140	152	DECHETS ET REBUTS NDA	
	ORGANIC CHEMICALS NES	364		364	PROD. CHIM. ORGAN. NDA	
	SYNTHETIC RUBBER	132		132	CAOUTCHOUC SYNTHETIQUE	
	PLASTIC MATERIALS		24	24	MATIERES PLASTIQUES	
	DYESTUFF, PIGMENT, PAINT	42		42	MAT. COLOR. PIG. PEINTURE	
	PRIMARY IRON, STEEL NES	40		40	FER, ACIER PRIMAIR. NDA	
	CASTINGS, FORGINGS	40		40	MOUL. PIECES FORGEES	
	BAR AND RODS, STEEL		73	73	BARRES ET TIGES ACIER	
	STRUCTURAL SHAPES		28	28	PROFILES DE CONSTRUCT.	
	ALUMINIUM		2	2	ALUMINIUM	
	METAL FAB. BASIC PROD.	738		738	OUVR. DE BASE EN METAL	
	GLASS BASIC PRODUCTS	94	166	260	OUVR. DE BASE EN VERRE	
	NON-MET. MIN. BASIC PROD		100	100	PROD. MIN. NON-MET. BASE	
	MISC. FABRICATED PROD.	30		30	OUVRAGES DIVERS	
	TRACTORS	182	130	312	TRACTEURS	
	MACHINERY NES	170	229	399	MACHINES NOA	
	MOTOR VEHICLE ENGINES	346	538	884	MOTEURS DE VEH. AUTOM.	
	SHIPS, AIRCRAFT, MIS. VEH		130	130	NAVIRES, AVIONS, VEH. DIV	
	EQUIPMENT MISC.	126	70	196	MATERIEL DIVERS	
	PERSONAL, HSEHOLD GOODS	447		447	ART. PERS. ET MENAGERS	
	CONTAINERS, CLOSURES	1,520	1,480	3,000	CONTENEURS, FERMETURES	
	MISC. END PRODUCTS NES	265	61	326	PRODUITS FINIS DIV. NDA	
	GENERAL CARGO	40	621	661	MARCHANDISES DIVERSES	
	PORT TOTAL	798,160 *	1,342,423 *	2,140,583 *	TOTAL DU PORT	
	ONTARIO-NES/NDA	LOGS	775		775	BILLES
		COAL, BITUMINOUS		19,244	19,244	CHARBON BITUMINEUX
		LIMESTONE		122,114	122,114	PIERRE CALCAIRE
STONE, CRUDE NES		108,720		108,720	PIERRE BRUTE NDA	
PORT TOTAL		109,495 *	141,358 *	250,853 *	TOTAL DU PORT	
PROVINCE TOTAL	10,406,887 **	24,639,600 **	35,046,487 **	TOTAL DU PROVINCE		
MANITOBA / MANITOBA CHURCHILL	WHEAT	738,140		738,140	BLE	
	DIST. ALCOHOLIC BEV.		416	416	BOISS. ALCOOL. DIST.	
	METALLIC SALTS		46	46	SELS METALLIQUES	
	INORGANIC CHEMS. NES	190		190	PROD. CHIM. INDRG. NDA	
	DYESTUFF, PIGMENT, PAINT		47	47	MAT. COLOR. PIG. PEINTURE	
	GASOLINE		859	859	ESSENCE	
	FUEL OIL		38,096	38,096	MAZOUT	
	PLATE & SHEET STEEL		88	88	TOLES, FEUILLES D'ACIER	

TABLE 6. CARGOES HANDLED AT CANADIAN PORTS, TO AND FROM FOREIGN COUNTRIES.

TABLEAU 6. MARCHANDISES MANUTENTIONNEES DANS LES PORTS CANADIENS, A DESTINATION OU EN PROVENANCE DE PAYS ETRANGERS.

PORT	COMMODITY	TONS LOADED TONNES CHARGEES	TONS UNLOADED TONNES DECHARGEES	TOTAL TOTAL	MARCHANDISES
CHURCHILL (CONTD. - SUITE)	STRUCTURAL SHAPES		108	108	PROFILES DE CONSTRUCT.
	PIPES, TUBES: IRON, STEEL		130	130	TUYAUX, TUBES: FER, ACIER
	NICKEL AND ALLOYS	4,053		4,053	NICKEL ET ALLIAGES
	METAL FAB. BASIC PROD.		77	77	OUVR. DE BASE EN METAL
	ASBESTOS BASIC PROD.		5	5	OUVR. DE BASE AMIANTE
	MISC. FABRICATED PROD.		20	20	OUVRAGES DIVERS
	MACHINERY NES		986	986	MACHINES NDA
	PASS. AUTOS AND CHASSIS		58	58	VOITURES PART., CHASSIS
	ROAD MOTOR VEH. NES		2	2	VEH. AUTOM. ROUTIERS NOA
	SHIPS, AIRCRAFT, MIS. VEH		2	2	NAVIRES, AVIONS, VEH. DIV
	RUBBER TIRES AND TURES		2	2	PNEUS, CHAMBRES A AIR
	EQUIPMENT MISC.		25	25	MATERIEL DIVERS
	PERSONAL, HSEHOLD GOODS	1		1	ART. PERS. ET MENAGERS
MISC. END PRODUCTS NES		3	3	PRODUITS FINIS DIV. NDA	
PORT TOTAL	742,384 *	40,970 *	783,354 *	TOTAL DU PORT	
PROVINCE TOTAL	742,384 **	40,970 **	783,354 **	TOTAL DU PROVINCE	
BRITISH COLUMBIA / COLOMBIE-BRITANNIQUE BAMBERTON	SLAG, DROSS, BY-PRODUCTS		2,000	2,000	POUS. GUEUL. SCOR. PROD.
	FUEL OIL		2,600	2,600	MAZOUT
	CEMENT	9,102		9,102	CIMENT
	PORT TOTAL	9,102 *	4,600 *	13,702 *	TOTAL DU PORT
BLUBBER BAY	LIMESTONE	548,411		548,411	PIERRE CALCAIRE
	PORT TOTAL	548,411 *	*	548,411 *	TOTAL DU PORT
BRITANNIA BEACH	COPPER ORE AND CONC.	6,290		6,290	MINERAL, CONC. CUIVRE
	SLAG, DROSS, BY-PRODUCTS	14,000		14,000	POUS. GUEUL. SCOR. PROD.
	SAND AND GRAVEL	22,000		22,000	SABLE ET GRAVIERS
	PULP	12,908		12,908	PATE
	PORT TOTAL	55,198 *	*	55,198 *	TOTAL DU PORT
CAMPBELL RIVER	COPPER ORE AND CONC.	3,662		3,662	MINERAL, CONC. CUIVRE
	ZINC ORE AND CONC.	35,721		35,721	MINERAL, CONC. DE ZINC
	WASTE AND SCRAP NES		10	10	DECHETS ET REBUTS NDA
	LUMBER AND TIMBER	33,919		33,919	BOIS D'OEUVRE ET CHARP.
	PULP	63,910		63,910	PATE
	NEWSPRINT PAPER	133,284		133,284	PAPIER JOURNAL
	PAPER NES	819		819	PAPIER NOA
	PAPERBOARD	1,162		1,162	CARTON
	METALLIC SALTS		29	29	SELS METALLIQUES
	FUEL OIL		120,582	120,582	MAZOUT
	CONTAINERS, CLOSURES	20	254	274	CONTENEURS, FERMETURES
PORT TOTAL	272,497 *	120,875 *	393,372 *	TOTAL DU PORT	
CHEMAINUS	LOGS	169,107		169,107	BILLES
	LUMBER AND TIMBER	348,878		348,878	BOIS D'OEUVRE ET CHARP.
	SHINGLES AND SHAKES	1		1	BARDEAUX, BARD. FACADE
	VENEER, PLYWOOD	3,148		3,148	PLACAGES, CONTRE-PLAQ.
	PULP	3,562		3,562	PATE
	NEWSPRINT PAPER	3,476		3,476	PAPIER JOURNAL
	FUEL OIL		20,547	20,547	MAZOUT
	PORT TOTAL	528,172 *	20,547 *	548,719 *	TOTAL DU PORT
	COURTENAY	PULP	4,000		4,000
PORT TOTAL		4,000 *	*	4,000 *	TOTAL DU PORT
COWICHAN BAY	LUMBER AND TIMBER	26,410		26,410	BOIS D'OEUVRE ET CHARP.
	PORT TOTAL	26,410 *	*	26,410 *	TOTAL DU PORT
CROFTON	CATTLE	196		196	BOVINS
	WASTE AND SCRAP NES		23	23	DECHETS ET REBUTS NDA
	LUMBER AND TIMBER	629,445	300	629,745	BOIS D'OEUVRE ET CHARP.
	VENEER, PLYWOOD	14,015		14,015	PLACAGES, CONTRE-PLAQ.
	PULP	147,958		147,958	PATE
	NEWSPRINT PAPER	95,313		95,313	PAPIER JOURNAL
	FUEL OIL		4,432	4,432	MAZOUT
	NICKEL AND ALLOYS	741		741	NICKEL ET ALLIAGES
	ZINC AND ALLOYS	24		24	ZINC ET ALLIAGES
	TRUCKS AND CHASSIS	10		10	CAMIONS ET CHASSIS
	CONTAINERS, CLOSURES		18	18	CONTENEURS, FERMETURES
	PORT TOTAL	887,702 *	4,773 *	892,475 *	TOTAL DU PORT
ESQUIMALT	PULPWOOD	4,175		4,175	BOIS A PATE
	PORT TOTAL	4,175 *	*	4,175 *	TOTAL DU PORT
GOLD RIVER	PULP	120,297		120,297	PATE
	INORGANIC CHEMS. NES		3,400	3,400	PROD. CHIM. INORG. NDA
	FUEL OIL		21,120	21,120	MAZOUT
PORT TOTAL	120,297 *	24,520 *	144,817 *	TOTAL DU PORT	

TABLE 6. CARGOES HANDLED AT CANADIAN PORTS, TO AND FROM FOREIGN COUNTRIES.

TABLEAU 6. MARCHANDISES MANUTENTIONNEES DANS LES PORTS CANADIENS, A DESTINATION OU EN PROVENANCE DE PAYS ETRANGERS.

PORT	COMMODITY	TONS LOADED TONNES CHARGÉES	TONS UNLOADED TONNES DÉCHARGÉES	TOTAL TOTAL	MARCHANDISES
HASTINGS ARM	SAND AND GRAVEL PORT TOTAL	9,156 9,156 *	*	9,156 9,156 *	SABLE ET GRAVIERS TOTAL DU PORT
JEDWAY	IRON ORE AND CONC PORT TOTAL	30,122 30,122 *	*	30,122 30,122 *	MINÉRAI, CONC. DE FER TOTAL DU PORT
KITIMAT	LOGS BOLTS, ROUND TIMBER ALUMINA, BAUXITE ORES PULP COKE COAL TAR, PITCH ALUMINIUM MISC. END PRODUCTS NES PORT TOTAL	3,311 4,480 103,972 1 111,764 *	 1,400 378,267 4,367 24,341 408,375 *	3,311 1,400 378,267 4,480 4,367 24,341 103,972 1 520,139 *	BILLES BILLOTS, BOIS ROND MINÉRAIS ALUMINE, BAUX. PÂTE COKE GOUDRON, BRAI DE BOUIL. ALUMINIUM PRODUITS FINIS DIV. NDA TOTAL DU PORT
LADYSMITH	LOGS PORT TOTAL	166,027 166,027 *	*	166,027 166,027 *	BILLES TOTAL DU PORT
LYALL HARBOUR	LIMESTONE PORT TOTAL	3,650 3,650 *	*	3,650 3,650 *	PIERRE CALCAIRE TOTAL DU PORT
MARBLE BAY	LIMESTONE PORT TOTAL	647,400 647,400 *	*	647,400 647,400 *	PIERRE CALCAIRE TOTAL DU PORT
NANAIMO	FISH, FRESH OR FROZEN LOGS SALT LUMBER AND TIMBER SHINGLES AND SHAKES VENEER, PLYWOOD PULP NEWSPRINT PAPER METALLIC SALTS FUEL OIL MACHINERY NES TRUCKS AND CHASSIS CONTAINERS, CLOSURES PORT TOTAL	46 17,366 625,231 112 5,472 329,508 5,136 982,929 *	 33,960 16,132 4,250 10 80 54,432 *	46 17,366 33,960 625,231 112 5,472 329,508 5,136 16,132 4,250 10 58 80 1,037,361 *	POISSON, FRAIS OU CONG. BILLES SEL BOIS D'OEUVRE ET CHARP. BARDEAUX, BARD. FACADE PLACAGES, CONTRE-PLAQ. PÂTE PAPIER JOURNAL SELS METALLIQUES MAZOUT MACHINES NDA CAMIONS ET CHASSIS CONTENEURS, FERMETURES TOTAL DU PORT
NEW WESTMINSTER	MEAT, FRESH OR FROZEN MEAT AND MEAT PREP. NES FISH, FRESH OR FROZEN FISH, CANNED CHEESE DAIRY PROD. EGGS, HONEY BARLEY WHEAT MALT AND MALT FLOUR WHEAT FLOUR BAKERY PROD. INC. FROZEN APPLES FRESH FRUITS, BERRIES FRUITS, PREP. CANNED VEGETABLES, FRESH VEGETABLES, FROZEN VEGETABLES, DRIED VEGETABLE PREP. NES SAUSAGE SKINS, CASINGS MISC. FOOD PREP. NES WINES DIST. ALCOHOLIC BEV. RAW HIDES AND SKINS SEEDS FOR SOWING NES MUSTARD SEED LOGS BOLTS, ROUND TIMBER PULPWOOD WOOL AND ANIMAL HAIR COPPER ORE AND CONC. LEAD ORE AND CONC. NICKEL-COPPER ORE ZINC ORE AND CONC. ORES AND CONC. NES IRON AND STEEL SCRAP NON-FERROUS MET. SCRAP ASBESTOS SAND AND GRAVEL GYPSUM	118 5 1,146 1,042 24 300 701 1,214 16,000 757 48 67 30 93 975 7 12 2 42 808 150 14,675 127,617 70 39,737 35,211 5,597 3,200 107 1,787	69 17 2,055 1,260 2,269 1 51 2 84 2 27 70 5,705 25,280 35,211 5,597 3,200 107 4,101 25,000	187 22 1,146 1,042 23 24 300 701 1,214 16,000 5 2,812 1,308 2,336 30 93 975 7 1 63 2 84 2 27 70 45,442 25,280 35,211 5,597 3,200 107 1,787 4,101 25,000	VIANDE, FRAICHE / CONG. VIANDES ET PREP. NDA POISSON, FRAIS OU CONG. POISSON EN BOITES FROMAGE PROD. LAIT., OEUFS, MIEL ORGE BLE MALT ET FARINE DE MALT FARINE DE BLE PROD. BOUL., PROD. CONG. POMMES FRUITS, BAIES FRAIS FRUITS PREP. EN BOITE LEGUMES, FRAIS LEGUMES, CONGÉLÉS LEGUMES, SECS PREP. DE LEGUMES NDA BOYAUX A SAUCISSES DIV. PREP. ALIM. NDA VINS BOISS. ALCOOL. DIST. PEAUX ET CUIRS BRUT GRAINES DE SEMENCE NDA GRAINE DE MOUTARDE BILLES BILLOTS, BOIS ROND BOIS A PÂTE LAINE, POILS DANIMAL MINÉRAI, CONC. CUIVRE MINÉRAI, CONC. DE PLOMB MINÉRAI, CONC. DE NICKEL MINÉRAI, CONC. DE ZINC MINÉRAIS ET CONC. NDA DECHETS DE FER, D'ACIER DECHETS METAL. NON FER. AMIANTE SABLE ET GRAVIERS GYPSUM

TABLE 6. CARGOES HANDLED AT CANADIAN PORTS, TO AND FROM FOREIGN COUNTRIES.

TABLEAU 6. MARCHANDISES MANUTENTIONNEES DANS LES PORTS CANADIENS, A DESTINATION OU EN PROVENANCE DE PAYS ETRANGERS.

PORT PORT	COMMODITY	TONS LOADED TONNES CHARGÉES	TONS UNLOADED TONNES DÉCHARGÉES	TOTAL TOTAL	MARCHANDISES
NEW WESTMINSTER (CONTD. - SUITE)	CRUDE NON-MET. MIN. NES	1		1	MIN. NON-MET. BRUTS NDA
	WASTE AND SCRAP NES	16,424		16,424	DÉCHETS ET REBUTS NDA
	RUBBER FAB. MATERIALS		1	1	DEMI-PROD. CAOUTCHOUC
	LUMBER AND TIMBER	625,900	483	626,383	BOIS D'OEUVRE ET CHARP.
	SHINGLES AND SHAKES	614		614	BARDEAUX, BARD. FACADE
	VENEER, PLYWOOD	72,930	206	73,136	PLACAGES, CONTRE-PLAQ.
	COOPERAGE STOCK	22		22	DEMI-PROD. TONNELLERIE
	WOOD FAB. MATERIALS	23		23	DEMI-PRODUITS EN BOIS
	PULP	16,271	1,406	17,677	PATE
	NEWSPRINT PAPER	30		30	PAPIER JOURNAL
	PAPER NES	423	1	424	PAPIER NDA
	BLDG. PAPER AND BOARD	6,457	8	6,465	PLAQ. CONSTR., PAP./CART.
	CORDAGE, TWINE, ROPE		1,814	1,814	CORDAGE, FICELLE, CORDRE
	TEXTILE FAB. MTL NES	103	182	285	OUVR. EN MAT. TEXT. NDA
	VEG. OILS, FATS NES		1	1	HUIL. MAT. GRAS. VEG. NDA
	OILS, FATS, WAXES NES	576		576	HUIL. MAT. GRAS. CIRE NDA
	METALLIC SALTS		73	73	SELS METALLIQUES
	INORGANIC CHEMS. NES	42	11	53	PROD. CHIM. INORG. NDA
	ORGANIC CHEMICALS NES	215	332	547	PROD. CHIM. ORGAN. NDA
	EXPLOS., FUSES, CAPS	1		1	EXPLOS., AMORCES, DET.
	POTASH	5,000		5,000	POTASSE
	FERTILIZERS NES	42,213		42,213	ENGRAIS CHIMIQUE NDA
	PLASTIC MATERIALS		16	16	MATIERES PLASTIQUES
	DYESTUFF, PIGMENT, PAINT	10		10	MAT. COLOR. PIG. PEINTURE
	CHEM. SPECIALTIES NES	13		13	PROD. CHIM. SPECIAUX NDA
	COAL TAR, PITCH		5,693	5,693	GOUDRON, BRAI DE BOUIL.
	PRIMARY IRON, STEEL NES	4,601		4,601	FER, ACIER PRIMAIRE NDA
	CASTINGS, FORGINGS	5,084		5,084	MOUL. PIECES FORGEES
	BAR AND RODS, STEEL		15,002	15,002	BAPRES ET TIGES ACIER
	PLATE & SHEET STEEL	135	24,694	24,829	TOLES, FEUILLES D'ACIER
	STRUCTURAL SHAPES	7,908	10,549	18,457	PROFILES DE CONSTRUCT.
	PIPES, TUBES: IRON, STEEL		6,200	6,200	TUYAUX, TUBES: FER, ACIER
	WIPE	11	1,359	1,370	FIL METALLIQUE
	ALUMINIUM		7	7	ALUMINIUM
	COPPER AND ALLOYS	78	45	123	CUIVRE ET ALLIAGES
	LEAD AND ALLOYS	37,874		37,874	PLOMB ET ALLIAGES
	NICKEL AND ALLOYS	123		123	NICKEL ET ALLIAGES
	ZINC AND ALLOYS	50,968		50,968	ZINC ET ALLIAGES
	NON-FERROUS METALS NES	704		704	METAUX NON-FERREUX NDA
	METAL FAB. BASIC PROD.	397	12,717	13,114	OUVR. DE BASE EN METAL
	GLASS BASIC PRODUCTS		36	36	OUVR. DE BASE EN VERRE
	CEMENT	16,000		16,000	CIMENT
	CEMENT BASIC PROD.	2,000		2,000	OUVR. DE BASE CIMENT
	NON-MET. MIN. BASIC PROD	3	87	90	PROD. MIN. NON-MET. BASE
	MISC. FABRICATED PROD.		93	93	OUVRAGES DIVERS
	TRACTORS	141		141	TRACTEURS
	MACHINERY NES	2,201	309	2,510	MACHINES NDA
	PASS. AUTOS AND CHASSIS	24	8,363	8,387	VOITURES PART., CHASSIS
	TRUCKS AND CHASSIS	71		71	CAMIONS ET CHASSIS
	MOTOR VEHICLE ENGINES	7	31	38	MOTEURS DE VEH. AUTOM.
	ROAD MOTOR VEH. NES	3	3,684	3,687	VEH. AUTOM. ROUTIERS NDA
	RUBBER TIRES AND TUBES	2	4	6	PNEUS, CHAMBRES A AIR
	EQUIPMENT MISC.	20	494	514	MATERIEL DIVERS
	PERSONAL, HOUSEHOLD GOODS	86	531	617	ART. PERS. ET MENAGERS
	FIREARMS, AMMUNITION		3	3	ARMES A FEU, MUNITIONS
	CONTAINERS, CLOSURES	132	22	154	CONTENEURS, FERMETURES
	MISC. END PRODUCTS NES	39	26	65	PRODUITS FINIS DIV. NDA
	GENERAL CARGO	1	117	118	MARCHANDISES DIVERSES
	PORT TOTAL	1,167,421 *	162,975 *	1,330,396 *	TOTAL DU PORT
	N. ARM FRASER R.	PULPWOOD	2,220		2,220
PORT TOTAL		2,220 *		2,220 *	TOTAL DU PORT
OCEAN FALLS	CHINA CLAY		4,210	4,210	KAOLIN
	WASTE AND SCRAP NES		1,265	1,265	DÉCHETS ET REBUTS NDA
	PULP		10	10	PATE
	NEWSPRINT PAPER	63,478		63,478	PAPIER JOURNAL
	FUEL OIL		57,267	57,267	MAZDUT
	CONTAINERS, CLOSURES		1,575	1,575	CONTENEURS, FERMETURES
PORT TOTAL	63,478 *	64,327 *	127,805 *	TOTAL DU PORT	
PORT ALBERNI	SEEDS FOR SOWING NES	28		28	GRAINES DE SEMENCE NDA
	IRON ORE AND CONC	4,500		4,500	MINERAL, CONC. DE FER
	ZINC ORE AND CONC.		76	76	MINERAL, CONC. DE ZINC
	CRUDE NON-MET. MIN. NES		51	51	MIN. NON-MET. BRUTS NDA
	WASTE AND SCRAP NES		1	1	DÉCHETS ET REBUTS NDA
	LUMBER AND TIMBER	459,828		459,828	BOIS D'OEUVRE ET CHARP.
	SHINGLES AND SHAKES	2,908		2,908	BARDEAUX, BARD. FACADE
	VENEER, PLYWOOD	37,846		37,846	PLACAGES, CONTRE-PLAQ.
	WOOD FAB. MATERIALS	1		1	DEMI-PRODUITS EN BOIS
	PULP	78,028		78,028	PATE
	NEWSPRINT PAPER	327,134	39	327,173	PAPIER JOURNAL

TABLE 6. CARGOES HANDLED AT CANADIAN PORTS, TO AND FROM FOREIGN COUNTRIES.

TABLÉAU 6. MARCHANDISES MANUTENTIONNÉES DANS LES PORTS CANADIENS, À DESTINATION OU EN PROVENANCE DE PAYS ÉTRANGERS.

PORT	COMMODITY	TONS LOADED TONNES CHARGÉES	TONS UNLOADED TONNES DECHARGÉES	TOTAL TOTAL	MARCHANDISES	
PORT ALBERNI (CONTD. - SUITE)	PAPER NES	841		841	PAPIER NDA	
	PAPERBOARD	34,108		34,108	CARTON	
	BLDG.PAPER AND BOARD	40		40	PLAQ.CONSTR.,PAP/CART.	
	INORGANIC CHEMS. NES		101	101	PROD.CHIM.INORG.NDA	
	FUEL OIL		7,000	7,000	MAZOUT	
	NICKEL AND ALLOYS	102		102	NICKEL ET ALLIAGES	
	ZINC AND ALLOYS		325	325	ZINC ET ALLIAGES	
	METAL FAB.BASIC PROD.		2	2	OUVR.DE BASE EN METAL	
	CEMENT		100	100	CIMENT	
	PERSONAL,HOUSEHOLD GOODS	1		1	ART.PERS.ET MENAGERS	
	CONTAINERS,CLOSURES		201	201	CONTENEURS,FERMETURES	
	PORT TOTAL	945,365 *	7,892 *	953,257 *	TOTAL DU PORT	
	PORT MELLON	PULP	5,824		5,824	PATE
		INORGANIC CHEMS. NES		9,295	9,295	PROD.CHIM.INORG.NDA
PORT TOTAL		5,824 *	9,295 *	15,119 *	TOTAL DU PORT	
PORT MCNEILL	COPPER ORE AND CONC.	27,015		27,015	MINERAI,CONC. CUIVRE	
	IRON ORE AND CONC	64,210		64,210	MINERAI,CONC.DE FER	
	PORT TOTAL	91,225 *	*	91,225 *	TOTAL DU PORT	
POWELL RIVER	LIVE ANIMALS, NES	481		481	ANIMAUX VIVANTS, NDA	
	CHINA CLAY		7,170	7,170	KAO LIN	
	SAND AND GRAVEL		27,010	27,010	SABLE ET GRAVIERS	
	LIMESTONE	8,000		8,000	PIERRE CALCAIRE	
	WASTE AND SCRAP NES		107	107	DECHETS ET REBUTS NDA	
	LUMBER AND TIMBER		1	1	BOIS D'OEUVRE ET CHARP.	
	PULP	42,188		42,188	PATE	
	NEWSPRINT PAPER	292,486	23	292,509	PAPIER JOURNAL	
	AGRICULTURAL CHEMICALS		70	70	PROD.CHIM.AGRICOLES	
	FUEL OIL		96,741	96,741	MAZOUT	
	CEMENT	5,000		5,000	CIMENT	
	CONTAINERS,CLOSURES	305	1,322	1,627	CONTENEURS,FERMETURES	
	PORT TOTAL	348,460 *	132,444 *	480,904 *	TOTAL DU PORT	
	PRINCE RUPERT	LIVE ANIMALS, NES	45		45	ANIMAUX VIVANTS, NDA
FISH,FRESH OR FROZEN		1,654		1,654	POISSON,FRAIS OU CONG.	
FISH,CANNED			1,026	1,026	POISSON EN BDTES	
SHELL FISH,NES		316		316	MOLLUSQUES CRUST.,NDA	
BARLEY		60		60	ORGE	
CORN		180		180	MAIS	
WHEAT		318,125		318,125	BLE	
CORN MEAL AND FLOUR		490		490	SEMOULE,FARINE DE MAIS	
SHORTENING		60		60	GRAISSE CULINAIRE	
MISC.FOOD PREP.NES		40		40	DIV.PREP.ALIM.NDA	
HULLS,SCREENINGS,CHAFF		8,126		8,126	ECOLURES,CRTBLURES,BAL	
GROUND CEREALS NES		113		113	CEREALES MOULUES NDA	
SOYA. OIL MEAL, CAKE		145		145	FARINE TOURT.GR.SOYA	
LOGS		62,404		62,404	BILLES	
COPPER ORE AND CONC.		42,663		42,663	MINERAI,CONC. CUIVRE	
SAND AND GRAVEL		4,088		4,088	SABLE ET GPAVIERS	
SALT		70		70	SEL	
SULPHUR IN ORES		6,011		6,011	SOUFRE EN MINERAI	
LUMBER AND TIMBER		18,516		18,516	BOIS D'OEUVRE ET CHARP.	
VENEER,PLYWOOD		55		55	PLACAGES,CONTRE-PLAQ.	
WOOD FAB.MATERIALS		120		120	DEMI-PRODUITS EN BOIS	
PULP		219,307	155,660	374,967	PATE	
PAPERBOARD		47		47	CARTON	
BLDG.PAPER AND BOARD		511		511	PLAQ.CONSTR.,PAP/CART.	
OILS,FATS,WAXES NES		34		34	HUIL.MAT.GRAS.CIRE NDA	
METALLIC SALTS		121		121	SELS METALLIQUES	
INORGANIC CHEMS. NES			600	600	PROD.CHIM.INORG.NDA	
ORGANIC CHEMICALS NES		136		136	PROD.CHIM.ORGAN.NDA	
EXPLOS., FUSES, CAPS		1,839	368	2,207	EXPLOS.,AMORCES, DET.	
FERTILIZERS NES		1,306		1,306	ENGRAIS CHIMIQUE NDA	
CHEM.SPECIALTIES NES		205		205	PROD.CHIM.SPECTIAUX NDA	
FUEL OIL		130	25	155	MAZOUT	
LUBRICATING OIL,GREASE		30		30	HUILE,GRAISSE LUBRIF.	
PETROL.COAL PROD.NES		3,979		3,979	DERIVE PETR.CHARB.NDA	
PLATE & SHEET STEEL		389		389	TOLES,FEUILLES OACIER	
STRUCTURAL SHAPES		1,310		1,310	PROFILES DE CONSTRUCT.	
PIPES,TUBES:IRON,STEEL		1,000	30	1,030	TUYAUX,TUBES:FER,ACIER	
METAL FAB.BASIC PROD.		271		271	OUVR.DE BASE EN METAL	
BRICKS,TILES NES		183		183	BRIQUES,TUILES NDA	
CEMENT BASIC PROD.		529		529	OUVR.DE BASE CIMENT	
NON-MET.MIN.BASIC PROD		304		304	PROD.MIN.NON-MET.BASE	
TRACTORS		400		400	TRACTEURS	
MACHINERY NES		3,590	1,250	4,840	MACHINES NDA	
RAILWAY ROLLING STOCK		40		40	MAT.PDUL.DE CH.DE FER	
TRUCKS AND CHASSIS		30		30	CAMIONS ET CHASSIS	
MOTOR VEHICLE ENGINES		24		24	MOTEURS DE VEH.AUTOM.	
ROAD MOTOP VEH. NES		1,822	2	1,824	VEH.AUTOM.POUTIERS NDA	

TABLE 6. CARGOES HANDLED AT CANADIAN PORTS, TO AND FROM FOREIGN COUNTRIES.

TABLEAU 6. MARCHANDISES MANUTENTIONNEES DANS LES PORTS CANADIENS, A DESTINATION OU EN PROVENANCE DE PAYS ETRANGERS.

PORT	COMMODITY	TONS LOADED TONNES CHARGEES	TONS UNLOADED TONNES DECHARGEES	TOTAL TOTAL	MARCHANDISES
PRINCE RUPERT (CONTD. - SUITE)	SHIPS,AIRCRAFT,MIS.VEH	217	10	227	NAVIRES,AVIONS,VEH.DIV
	EQUIPMENT MISC.	595		595	MATERIEL DIVERS
	PERSONAL,HSEHOLD GOODS	185		185	ART.PERS.ET MENAGERS
	MISC. END PRODUCTS NES	160		160	PRODUITS FINIS DIV.NDA
	PORT TOTAL	701,975 *	158,971 *	860,946 *	TOTAL DU PORT
QUATSINO	PULP	65,576		65,576	PATE
	FUEL OIL		102,569	102,569	MAZOUT
	PORT TOTAL	65,576 *	102,569 *	168,145 *	TOTAL DU PORT
ROBERTS BANK	COAL,BITUMINOUS	405,390		405,390	CHARBON BITUMINEUX
	PORT TOTAL	405,390 *	*	405,390 *	TOTAL DU PORT
SOOKE	LOGS		1,640	1,640	BILLES
	PULPWOOD	151,099		151,099	BOIS A PATE
	HOGGED FUEL, WOOD	4,600		4,600	BOIS DE CHAUFFAGE
	WASTE AND SCRAP NES	5,800		5,800	DECHETS ET REBUTS NDA
	PORT TOTAL	161,499 *	1,640 *	163,139 *	TOTAL DU PORT
SQUAMISH	PULPWOOD	18,050		18,050	BOIS A PATE
	SALT		9,500	9,500	SEL
	INORGANIC CHEMS. NES	15,481	1,400	16,881	PROD.CHIM.INORG.NDA
	PORT TOTAL	33,531 *	10,900 *	44,431 *	TOTAL DU PORT
TASU	COPPER ORE AND CONC.	82,897		82,897	MINERAU,CONC. CUIVRE
	IRON ORE AND CONC	1,116,355		1,116,355	MINERAU,CONC.DE FER
	PORT TOTAL	1,199,252 *	*	1,199,252 *	TOTAL DU PORT
TAHSIS	LOGS	13,096		13,096	BILLES
	LUMBER AND TIMBER	159,183		159,183	BOIS D'OEUVRE ET CHARP.
	VENEER,PLYWOOD	258		258	PLACAGES,CONTRE-PLAQ.
	PULP	2,340		2,340	PATE
	STRUCTURAL SHAPES	948		948	PROFILES DE CONSTRUCT.
	PORT TOTAL	175,825 *	*	175,825 *	TOTAL DU PORT
TEXADA	COPPER ORE AND CONC.	3,360		3,360	MINERAU,CONC. CUIVRE
	IRON ORE AND CONC	529,440		529,440	MINERAU,CONC.DE FER
	PORT TOTAL	532,800 *	*	532,800 *	TOTAL DU PORT
VANANDA	LIMESTONE	258,720		258,720	PIERRE CALCAIRE
	PORT TOTAL	258,720 *	*	258,720 *	TOTAL DU PORT
VANCOUVER	CATTLE	726		726	BOVINS
	LIVE ANIMALS, NES	3		3	ANIMAUX VIVANTS, NDA
	MEAT,FRESH OR FROZEN	5,326	17,702	23,028	VIANDE,FRAICHE / CONG.
	MEAT,CURED	94	695	789	VIANDE FUMEE OU SALEE
	MEAT AND MEAT PREP.NES	147	1,249	1,396	VIANDES ET PREP.NDA
	FISH,FRESH OR FROZEN	10,010	600	10,610	POISSON,FRAIS OU CONG.
	FISH,SALTED OR CURED	459	77	536	POISSON,SALE OU FUME
	FISH,CANNED	5,944	1,635	7,579	POISSON EN BOITES
	LOBSTER		56	56	HOMARD
	SHELL FISH,NES	867	931	1,798	MOLLUSQUES CRUST.,NDA
	CHEESE	6	1,158	1,164	FROMAGE
	MILK POWDER	1		1	LAIT EN POUVRE
	DAIRY PROD.EGGS,HONEY	965	23	988	PROD.LAIT.,OEUF,MIEL
	BARLEY	951,483		951,483	ORGE
	CORN	1	786	787	MAIS
	OATS	6,275		6,275	AVOINE
	RYE	65,060		65,060	SEIGLE
	WHEAT	3,931,008		3,931,008	BLE
	CEREALS UNMILLED,NES	25,601	4,095	29,696	CEREALES NON MOUL.,NDA
	CORN MEAL AND FLOUR	7	72	79	SEMIOLE,FARINE DE MAIS
	CORN STARCH		47	47	FECULE DE MAIS
	MALT AND MALT FLOUR	51,148	7	51,155	MALT ET FARINE DE MALT
	WHEAT FLOUR	8,985	50	9,035	FARINE DE BLE
	CEREALS MILLED,NES	384	1,111	1,495	CEREALES MOULUES,NDA
	BAKERY PROD.INC.FROZEN	1	366	367	PROD.BOUL.,PROD.CONG.
	MACARONI,CEREAL PROD.		2,469	2,469	PATES ALIM.PROD.CEREAL
	APPLES	5,866	1,444	7,310	POMMES
	FRESH FRUITS,BERRIES	394	23,387	23,781	FRUITS, BAIES FRAIS
	FROZEN FRUITS, BERRIES	117	506	623	FRUITS, BAIES CONGELES
	DRIED FRUITS		5,315	5,315	FRUITS SECS
	FRUIT JUICES	42	768	810	JUS DE FRUIT
	FRUIT PULP, PUREE		46	46	PULPE DE FRUIT, PUREE
	FRUIT,PRES.NOT CANNED		1,129	1,129	CONS. FRUITS NON BOITE
	FRUITS, PREP. CANNED	664	7,987	8,651	FRUITS PREP. EN BOITE
	PEANUTS		73	73	CACAHUETES
	NUTS,EXC.OIL NUTS NES		4,191	4,191	NOIX,SAUF OLEAG.NDA
	POTATOES	70		70	POMMES DE TERRE
	VEGETABLES, FRESH	3,801	1,276	5,077	LEGUMES, FRAIS
	VEGETABLES, FROZEN	726	18	744	LEGUMES, CONGELES

TABLE 6. CARGOES HANDLED AT CANADIAN PORTS, TO AND FROM FOREIGN COUNTRIES.

TABLEAU 6. MARCHANDISES MANUTENTIONNEES DANS LES PORTS CANADIENS, A DESTINATION OU EN PROVENANCE DE PAYS ETRANGERS.

PORT PORT	COMMODITY	TONS LOADED TONNES CHARGEES	TONS UNLOADED TONNES DECHARGEES	TOTAL TOTAL	MARCHANDISES
VANCOUVER (CONTD. - SUITE)	VEGETABLES, DRIED	1,000	100	1,100	LEGUMES, SECS
	VEGETABLE PREP.NES	396	4,499	4,895	PREP. DE LEGUMES NDA
	RAW SUGAR		111,810	111,810	SUCRE BRUT
	SUGAR, NES	101	34	135	SUCRE, NDA
	MOLASSES, CRUDE		7,000	7,000	MELASSE, BRUTE
	SYRUP	69	8	77	SIROP
	SUGAR PREPARATIONS	4	1,542	1,546	PREP. A BASE DE SUCRE
	COCOA AND CHOCOLATE		94	94	CACAO ET CHOCOLAT
	COFFEE		15,805	15,805	CAFE
	TEA		1,496	1,496	THE
	SPICES	20	430	450	EPICES
	SAUSAGE SKINS,CASINGS	35	430	465	BOYAUX A SAUCISSES
	MISC.FOOD PREP.NES	18,020	17,858	35,878	DIV.PREP.ALIM.NDA
	HAY,FORAGE,STRAW	277	15	292	FOIN,FOURRAGE,PAILLE
	HULLS, SCREENINGS,CHAFF	123,456		123,456	ECOLURES,CPIBLUPES,BAL
	BRAN,SHORTS,MIDLINGS	51,982		51,982	SON,ISSUES DE CEREALES
	GROUND CEREALS NES	10,602	67	10,669	CEREALES MOULUES NDA
	FEEDS,VEGETABLE ORIGIN	1,200	123	1,323	PROV.DDRIGINE VEGETALE
	FEEDS OF ANIMAL ORIGIN		188	188	PROV.DORTIGINE ANIMALE
	CONC.COMPLETE FEEDS	35,689	267	35,956	CONC.,PROV.COMPLETES
	NON-ALCOHOLIC BEVERAGE	4	82	86	BOISSONS NON-ALCOOLIQ.
	ALE, BEER, STOUT, PORTER	2,473	1,227	3,700	ALE,BIERE,STOUT,PORTER
	WINES	22	9,551	9,573	VINS
	FERM.ALCOHOLIC BEV.		369	369	BOISS.ALCOOL.FERME.
	DIST.ALCOHOLIC BEV.	838	10,168	11,006	BOISS.ALCOOL.DIST.
	CIGARETTES	20		20	CIGARETTES
	TOBACCO NES	5	25	30	TABACS NDA
	RAW HIDES AND SKINS	5,781	34	5,815	PEAUX ET CUIRS BRUT
	CRUDE ANIMAL PROD.NES	6	141	147	PR.BRUTS ORIG.ANIM.NDA
	SEEDS FOR SOWING NES	4,488	275	4,763	GRAINES DE SEMENCE NDA
	MUSTARD SEED	179,991	17	180,008	GRAINE DE LIN
	RAPSEED	13,337		13,337	GRAINE DE MOUTARDE
	OIL SEEDS,NUTS NES	492,014		492,014	GRAINE DE COLZA
	NURSERY, GREENHSE STOCK	2,615	1,322	3,937	GRAINES,NOIX DLEAG.NDA
	RUBBER,ALLIED GUMS,NAT	1	333	334	PROD.PEPINIERE,SERRE
	CRUDE VEG.PROD.NES	144	2,262	2,262	CAOUTCHOUC GOMMES NAT.
	LOGS	356,331	17	356,348	PR.BRUTS DRIG.VEG.NDA
	BOLTS,ROUND TIMBER	11,045	92	11,137	BILLES
	PULPWOOD	287,010		287,010	BILLOTS,BOIS ROUNDS
	CRUDE WOOD HTLS. NES	34	14	48	BOIS A PATE
	WOOL AND ANIMAL HAIR		280	280	MATIERES BOIS BRUT NDA
	TEXTILE FIBRES NES	380	893	1,273	LAIN,POILS DANIMAL
	COPPER ORE AND CONC.	275,349	29,108	304,457	FIBRES TEXTILES NDA
					MINERAI,CONC. CUIVRE
	LEAD ORE AND CONC.	650	6,642	7,292	MINERAI,CONC.DE PLOMB
	MANGANESE ORE		32	32	MINERAI DE MANGANESE
	NICKEL-COPPER ORE	24,300	27,082	51,382	MINERAI,CONC.DE ZINC
	ZINC ORE AND CONC.	940	7,586	8,526	MINERAI,CONC.DE ZINC
	ORES AND CONC. NES	44,074	161	44,235	MINERAI,CONC.NDA
	IRON AND STEEL SCRAP	6,446	97	6,543	DECHETS DE FER, DACTIER
	NON-FERROUS MET.SCRAP	7,014	40	7,054	DECHETS METAL.NON FER.
	SLAG,DROSS,BY-PRODUCTS	9,665	75	9,740	PDUS.GUEUL.SCOR.PROD.
	COAL,BITUMINOUS	3,310,634		3,310,634	CHARBON BITUMINEUX
	CRUDE PETROLEUM	72,554		72,554	PETROLE BRUT
	ASBESTOS	100,895	151,291	252,186	AMIANTE
	CLAY MATERIALS NES	43	20	63	MATIERES ARGIL.NDA
	SAND AND GRAVEL	21,050	280,914	301,964	SABLE ET GRAVIERS
	LIMESTONE	10,800	50	10,850	PIERRE CALCAIRE
	STONE,CRUDE NES	6	225	231	PIERRE BRUTE NDA
	WATER AND ICE		4	4	EAU ET GLACE
	GYPSUM	19,900		19,900	GYPSE
	PHOSPHATE ROCK		41,117	41,117	ROCHE PHOSPHATEE
	SALT	1	306,480	306,481	SEL
	SULPHUR IN ORES	1,358,911		1,358,911	SOUFRE EN MINERAI
	CRUDE NON-MET.MIN.NES	7	394	401	MIN.NON-MET.BRUTS NDA
	COTTON,TEXTILE WASTE	169	195	364	DECHETS DE COTON,TEXT.
	HOGGED FUEL, WOOD	8,900		8,900	BOIS DE CHAUFFAGE
	WASTE AND SCRAP NES	67,999	491	68,490	DECHETS ET REBUTS NDA
	LEATHER	8	209	217	CUIR
	RUBBER FAB.MATERIALS		266	266	DEMI-PROD.CAOUTCHOUC
	LUMBER AND TIMBER	930,628	5,089	935,717	BOIS D'OEUVRE ET CHARP.
	FLOORING	5	131	136	LAMES POUR PARQUET
	SHINGLES AND SHAKES	389		389	BARDEAUX,BARD.FACAOE
	VENEER,PLYWOOD	39,815	23,052	62,867	PLACAGES,CONTRE-PLAQ.
	COOPERAGE STOCK	421	44	465	DEMI-PROD.TONNELLERIE
	WOOD FAB.MATERIALS	303	1,742	2,045	DEMI-PRODUITS EN BOIS
	PULP	241,006	1,971	242,977	PATE
	NEWSPRINT PAPER	40,199		40,199	PAPIER JOURNAL
	PAPER NES	9,375	480	9,855	PAPIER NDA
	PAPERBOARD	2,816	10	2,826	CARTON
	BLDG.PAPER AND BOARD	888	833	1,721	PLAQ.CONSTR.,PAP/CART.
	WET MACHINE BOARD	18	11	29	CARTON EN PATE PRESSE

TABLE 6. CARGOES HANDLED AT CANADIAN PORTS, TO AND FROM FOREIGN COUNTRIES.

TABLEAU 6. MARCHANDISES MANUTENTIDNNEES DANS LES PORTS CANADIENS, A DESTINATION OU EN PROVENANCE DE PAYS ETRANGERS.

PORT	COMMODITY	TONS LOADED TONNES CHARGEES	TONS UNLOADED TONNES DECHARGEES	TOTAL TOTAL	MARCHANDISES
VANCOUVER (CONTD. - SUITE)	CORDAGE, TWINE, ROPE	6	3,767	3,773	CORDAGE, FICELLE, CORDE
	JUTE WOVEN FABRICS	24	2,533	2,557	TISSUS DE JUTE
	TEXTILE FAB. MTL NES	888	14,861	15,749	OUVR. EN MAT. TEXT. NDA
	ANIMAL OILS, EXC. MARINE	29,953		29,953	HUIL. ANIM. SAUF AN. MAR.
	FISH, MARINE ANIMAL OIL		16	16	HUIL. DE POISSON, AN. MAR.
	VEG. OILS, FATS NES	3,085	699	3,784	HUIL. MAT. GRAS. VEG. NDA
	OILS, FATS, WAXES NES	9,723	173	9,896	HUIL. MAT. GRAS. CIPE NDA
	SULPHURIC ACID		47	47	ACIDE SULFURIQUE
	METALLIC SALTS	13,632	3,128	16,760	SELS METALLIQUES
	INORGANIC CHEMS. NES	30,699	16,506	47,205	PROD. CHIM. INORG. NDA
	ORGANIC CHEMICALS NES	11,864	6,352	18,216	PROD. CHIM. ORGAN. NDA
	EXPLOS., FUSES, CAPS	15		15	EXPLOS., AMORCES, DET.
	POTASH	1,190,704	16	1,190,720	POTASSE
	FERTILIZERS NES	121,223	3,192	124,415	ENGRAIS CHIMIQUE NDA
	AGRICULTURAL CHEMICALS	6	85	91	PROD. CHIM. AGRICOLS
	SYNTHETIC RUBBER	12		12	CAOUTCHOUC SYNTHETIQUE
	PLASTIC MATERIALS	7,794	2,157	9,951	MATIERES PLASTIQUES
	DYESTUFF, PIGMENT, PAINT	181	196	377	MAT. COLOR. PIG. PEINTURE
	CHEM. SPECIALTIES NES	482	256	738	PROD. CHIM. SPECIAUX NDA
	GASOLINE	31,403		31,403	ESSENCE
	FUEL OIL	108,894	143,905	252,799	MAZOUT
	LUBRICATING OIL, GREASE	36	85	121	HUILF, GRAISSE LUBRIF.
	ASPHALTS, ROAD OILS		37	37	ASPHALTE, BITUME LIQD.
	COAL TAR, PITCH		5,628	5,628	GOUDRON, BRAI DE ROUIL.
	PETROL, COAL PROD. NES	268,780	5,262	274,042	DERIVE PETR. CHARB. NDA
	FERRO-ALLOYS		286	286	FERRO-ALLIAGES
	PIG IRON	12,768		12,768	FER EN GUEUSE
	PRIMARY IRON, STEEL NES	8,847	3,718	12,565	FER, ACIER PRIMAIR. NDA
	CASTINGS, FORGINGS	43	189	232	MOUL. PIECES FORGEES
	BAR AND RODS, STEEL	13,777	33,342	47,119	BARRES ET TIGES ACIER
	PLATE & SHEET STEEL	6,096	80,303	86,399	TILES, FEUILLES D'ACIER
	STRUCTURAL SHAPES	14,096	52,670	66,766	PROFILES DE CONSTRUCT.
	RAILS & TRACK MATERIAL	100	166	266	RAILS, MAT. VOIE FERREE
	PIPES, TUBES: IRON, STEEL	45	57,570	57,615	TUYAUX, TUBES: FER, ACIER
	WIRE	326	17,480	17,806	FIL METALLIQUE
	ALUMINIUM	151	495	646	ALUMINIUM
	COPPER AND ALLOYS	1,377	172	1,549	CUIVRE ET ALLIAGES
	LEAD AND ALLOYS	35,858	5	35,863	PLOMB ET ALLIAGES
	NICKEL AND ALLOYS	6,315		6,315	NICKEL ET ALLIAGES
	ZINC AND ALLOYS	52,120	7	52,127	ZINC ET ALLIAGES
	NON-FERROUS METALS NES	3,968	214	4,182	METAUX NON-FERREUX NDA
	METAL FAB. BASIC PROD.	3,871	20,576	24,447	OUVR. DE BASE EN METAL
	BUILDING BRICK, CLAY		294	294	BRIQ. A BATIR ARGILE
	BRICKS, TILES NES	202	530	732	BRIQUES, TUILES NDA
	GLASS BASIC PRODUCTS	54	12,343	12,397	OUVR. DE BASE EN VERRE
	ASBESTOS BASIC PROD.	150	2,370	2,520	OUVR. DE BASE AMIANTE
	CEMENT	59,805	20,571	80,376	CIMENT
CEMENT BASIC PROD.	1,700	339	2,039	OUVR. DE BASE CIMENT	
LIME	368		368	CHAUX	
NON-MET. MIN. BASIC PROD	10,843	3,580	14,423	PROD. MIN. NON-MET. BASE	
MISC. FABRICATED PROD.	17	6,064	6,081	OUVRAGES DIVERS	
TRACTORS	135	1,642	1,777	TRACTEURS	
MACHINERY NES	3,160	30,872	34,032	MACHINES NDA	
RAILWAY ROLLING STOCK	1,598	316	1,914	MAT. ROUL. DE CH. DE FER	
PASS. AUTOS AND CHASSIS	187	49,965	50,152	VOITURES PART., CHASSIS	
TRUCKS AND CHASSIS	447	101	548	CAMIONS ET CHASSIS	
MOTOR VEHICLE ENGINES	338	4,455	4,793	MOTEURS DE VEH. AUTOM.	
ROAD MOTOR VEH. NES	118	7,219	7,337	VEH. AUTOM. ROUTIERS NDA	
SHIPS, AIRCRAFT, MIS. VEH	56	2,860	2,916	NAVIRES, AVIONS, VEH. DIV	
RUBBER TIRES AND TUBES	47	26,688	26,735	PNEUS, CHAMBRES A AIR	
EQUIPMENT MISC.	1,271	23,036	24,307	MATERIEL DIVERS	
PERSONAL, HSEHOLD GOODS	4,455	39,995	44,450	ART. PERS. ET MENAGERS	
FIREARMS, AMMUNITION		33	33	ARMES A FEU, MUNITIONS	
CONTAINERS, CLOSURES	654	3,759	4,413	CONTENEURS, FERMETURES	
MISC. END PRODUCTS NES	545	8,108	8,653	PRODUITS FINIS DIV. NDA	
GENERAL CARGO	791	19,246	20,037	MARCHANDISES DIVERSES	
PORT TOTAL	15,357,852 *	1,909,706 *	17,267,558 *	TOTAL DU PORT	
VICTORIA	MEAT AND MEAT PREP. NES		1	1	VIANDES ET PREP. NDA
	SHELL FISH, NES		4	4	MOLLUSQUES CRUST., NDA
	CORN	15,288		15,288	MAIS
	WHEAT	167,339		167,339	BLE
	CEREALS UNMILLED, NES		1	1	CEREALES NON MOUL., NDA
	BAKERY PROD. INC. FROZEN		18	18	PROD. BOUL., PROD. CONG.
	MACARONI, CEREAL PROD.		2	2	PATES ALIM. PROD. CEREAL
	BANANAS AND PLANTAINS		779	779	BANANES ET PLANTAINS
	FRESH FRUITS, BERRIES		1,548	1,548	FRUITS, BAIES FRAIS
	FRUIT JUICES		60	60	JUS DE FRUIT
	FRUITS, PREP. CANNED		75	75	FRUITS PREP. EN BOITE
	POTATOES		110	110	POMMES DE TERRE
	VEGETABLES, FRESH		76	76	LEGUMES, FRAIS
	VEGETABLES, DRIED		2	2	LEGUMES, SECS
	VEGETABLE PREP. NES		44	44	PREP. DE LEGUMES NDA

TABLE 6. CARGOES HANDLED AT CANADIAN PORTS, TO AND FROM FOREIGN COUNTRIES.

TABLEAU 6. MARCHANDISES MANUTENTIONNEES DANS LES PORTS CANADIENS, A DESTINATION OU EN PROVENANCE DE PAYS ETRANGERS.

PORT PORT	COMMODITY	TONS LOADED TONNES CHARGÉES	TONS UNLOADED TONNES DECHARGÉES	TOTAL TOTAL	MARCHANDISES	
VICTORIA (CONTO. - SUITE)	COFFEE		72	72	CAFE	
	MISC.FOOD PREP.NES		92	92	OIV.PREP.ALIM.NDA	
	NON-ALCOHOLIC BEVERAGE		22	22	BOISSONS NON-ALCOOLIQ.	
	SEEDS FOR SOWING NES		1	1	GRAINES DE SEMENCE NDA	
	RAPESEED	29,979		29,979	GRAINE DE COLZA	
	CRUDE VEG.PRODD.NES		11	11	PR.BRUTS ORIG.VEG.NDA	
	LOGS		30,085	30,085	BILLES	
	PULPWOOD	163,769		163,769	BOIS A PATE	
	COPPER ORE AND CONC.	2,500		2,500	MINERAI, CONC. CUIVRE	
	IRON AND STEEL SCRAP	3,447		3,447	DECHETS DE FER, DACIER	
	SLAG, DROSS, BY-PRODUCTS			3,500	POUS.GUEUL, SCOR. PROD.	
	CLAY MATERIALS NES			19	MATIERES ARGIL.NDA	
	SAND AND GRAVEL			4	SABLE ET GRAVIERS	
	LIMESTONE	6,750		6,750	PIERRE CALCAIRE	
	STONE, CRUDE NES	1,000		1,010	PIERRE BRUTE NDA	
	GYP SUM			13,500	GYPSE	
	CRUDE NON-MET. MIN. NES	750		750	MIN. NON-MET. BRUTS NDA	
	HDDGED FUEL, WOOD	112,920		112,920	BOIS DE CHAUFFAGE	
	WASTE AND SCRAP NES	79,160		79,431	DECHETS ET REBUTS NDA	
	LUMBER AND TIMBER	390,465		2,973	BOIS D'OEUVRE ET CHARP.	
	FLOORING			31	LAMES POUR PARQUET	
	SHINGLES AND SHAKES	1,265		1,266	BARDEAUX, BARD. FACADE	
	VENEER, PLYWOOD	3,123		249	PLACAGES, CONTRE-PLAQ.	
	WOOD FAB. MATERIALS			12	DEMI-PRODUITS EN BOIS	
	PULP	25,371		13,472	PATE	
	NEWSPRINT PAPER	6,802		6,802	PAPIER JOURNAL	
	PAPER NES	1,937		5,681	PAPIER NDA	
	BLOG. PAPER AND BOARD			2	PLAQ. CONSTR., PAP/CART.	
	VEG. OILS, FATS NES			1	HUIL. MAT. GRAS. VEG. NDA	
	OILS, FATS, WAXES NES			3	HUIL. MAT. GRAS. CIRE NDA	
	INORGANIC CHEMS. NES			8	PROD. CHIM. INORG. NDA	
	ORGANIC CHEMICALS NES			41	PROD. CHIM. ORGAN. NDA	
	PLASTIC MATERIALS			2,404	MATIERES PLASTIQUES	
	DYESTUFF, PIGMENT, PAINT			109	MAT. COLOR. PIG. PEINTURE	
	CHEM. SPECIALTIES NES			73	PROD. CHIM. SPECIAUX NDA	
	FUEL OIL			2,650	MAZOUT	
	COAL TAR, PITCH			2	GOUDRON, BRAI OE BOUIL.	
	PETROL, COAL PROD. NES			19	DERIVE PETR. CHARB. NDA	
	CASTINGS, FORGINGS			279	MOUL. PIECES FORGEES	
	BARBS AND RODS, STEEL			65	BARRES ET TIGES ACIER	
	PLATE & SHEET STEEL			76	TOLFS, FEUILLES DACIER	
	STRUCTURAL SHAPES			73	PROFILES DE CONSTRUCT.	
	PIPES, TUBES: IRON, STEEL			174	TUYAUX, TUBES: FER, ACIER	
	WIRE			19	FIL METALLIQUE	
	ALUMINUM			2	ALUMINIUM	
	LEAD AND ALLOYS			2	PLOMB ET ALLIAGES	
	NON-FERROUS METALS NES			9	METAUX NON-FERREUX NDA	
	METAL FAB. BASIC PROD.			114	OUVR. DE BASE EN METAL	
	CEMENT	98,444		28	CIMENT	
	LIME			215	CHAUX	
	NON-MET. MIN. BASIC PROD			35	PROD. MIN. NON-MET. BASE	
	MISC. FABRICATED PROD.			44	OUVRAGES DIVERS	
	MACHINERY NES			454	MACHINES NDA	
	RAILWAY ROLLING STOCK	2,223		2,223	MAT. ROUL. DE CH. DE FER	
	PASS. AUTOS AND CHASSIS	551		551	VOITURES PART., CHASSIS	
	TRUCKS AND CHASSIS	52		52	CAMIONS ET CHASSIS	
	SHIPS, AIRCRAFT, MIS. VEH			8	NAVIRES, AVIONS, VEH. DIV	
	EQUIPMENT MISC.			11	MATERIEL DIVERS	
	PERSONAL, HSEHOLD GOODS	262		58	ART. PERS. ET MENAGERS	
	CONTAINERS, CLOSURES	20		2	CONTENEURS, FERMETURES	
	MISC. END PRODUCTS NES			140	PRODUITS FINIS DIV. NDA	
	GENERAL CARGO	2,888		1,656	MARCHANDISES DIVERSES	
	PORT TOTAL	1,116,305 *		81,502 *	TOTAL DU PORT	
	BC-NES/C-B.-NDA	CEREALS UNMILLED, NES		827	827	CEREALES NON MOUL., NDA
		LOGS	9,641		9,641	BILLES
		SAND AND GRAVEL	2,793		2,505	SABLE ET GRAVIERS
		LIMESTONE	1,293		1,293	PIERRE CALCAIRE
		EXPLOS., FUSES, CAPS	31		31	EXPLOS., AMORCES, DET.
FERTILIZERS NES				1,132	ENGRAIS CHIMIQUE NDA	
FUEL OIL				41,321	MAZOUT	
PORT TOTAL		13,758 *		45,785 *	TOTAL DU PORT	
PROVINCE TOTAL		27,053,488 **		3,326,138 **	TOTAL DU PROVINCE	
NORTH-WEST TERR. / TERR. DU NORD-OUEST FRIBISHER BAY		GASOLINE		2,277	2,277	ESSENCE
		FUEL OIL		18,008	18,008	MAZOUT
	PORT TOTAL	*	20,285 *	20,285 *	TOTAL DU PORT	
	PROVINCE TOTAL	**	20,285 **	20,285 **	TOTAL DU PROVINCE	
TOTAL - CANADA	105,608,960 **		58,781,126 **	164,390,086 **	TOTAL - CANADA	

TABLE 6. CARGOES HANDLED AT CANADIAN PORTS, TO AND FROM FOREIGN COUNTRIES.

TABLEAU 6. MARCHANDISES MANUTENTIONNEES DANS LES PORTS CANADIENS, A DESTINATION OU EN PROVENANCE DE PAYS ETRANGERS.

	TONS LOADED TONNES CHARGEES	TONS UNLOADED TONNES DECHARGEES	TOTAL TOTAL	
SUMMARY				SOMMAIRE
NEWFOUNDLAND	1,741,131	1,699,581	3,440,712	TERRE-NEUVE
PRINCE EDWARD ISLAND	72,664	128,604	201,268	ILE-DU-PRINCE-EDOUARD
NOVA SCOTIA	6,466,747	6,133,505	12,600,252	NOUVELLE-ECOSSE
NEW BRUNSWICK	2,704,270	4,000,883	6,705,153	NOUVEAU-BRUNSWICK
QUEBEC	56,421,389	18,791,560	75,212,949	QUEBEC
ONTARIO	10,406,887	24,639,600	35,046,487	ONTARIO
MANITOBA	742,384	40,970	783,354	MANITOBA
BRITISH COLUMBIA	27,023,488	3,326,138	30,379,626	COLUMBIA-BRITANNIQUE
NORTH-WEST TERRITORIES	-	20,285	20,285	TERRITOIRE DU NORD-OUEST
TOTAL-- CANADA	105,608,960	58,781,126	164,390,086	TOTAL - CANADA

TABLE 7. VESSELS DEPARTED FROM CANADIAN PORTS IN INTERNATIONAL SEABORNE SHIPPING, BY RIG AND SIZE.

TABLEAU 7. MOUVEMENTS INTERNATIONAUX DE NAVIRES EN PROVENANCE DE PORTS CANADIENS, SUIVANT LE GREEMENT ET LA DIMENSION.

PROVINCE AND NET TONNAGE RANGE PROVINCE ET RANGE DE TONNAGE NET	STEAM / VAPEUR		MOTOR / MOTEUR		UNRIGGED / SANS GREEMENT		TOTAL / TOTAL	
	NUMBER NOMBRE	NET TONS TONNES NET	NUMBER NOMBRE	NET TONS TONNES NET	NUMBER NOMBRE	NET TONS TONNES NET	NUMBER NOMBRE	NET TONS TONNES NET
NEWFOUNDLAND / TERRE-NEUVE								
1- 99	2	59	151	4,305			153	4,364
100- 499			343	100,168			343	100,168
500- 999	2	1,028	223	205,555			325	206,583
1000-1999	3	4,857	110	156,193	1	1,105	114	162,155
2000-2999			131	304,219			131	304,219
3000-3999	15	57,795	47	162,375			62	220,170
4000-4999	4	18,004	27	120,615			31	138,619
5000-5999	1	5,963	19	105,219			20	111,182
6000+	29	307,513	90	887,220			119	1,194,733
TOTAL	56	395,219	1,241	2,045,869	1	1,105	1,298	2,442,193
PR. EDWARD ISLAND / ILE DU PR. EDOUARD								
1- 99			1	66			1	66
100- 499	1	475	21	6,647			22	7,122
500- 999	2	1,470	8	6,102			10	7,572
1000-1999	7	11,101	14	22,044			21	33,145
2000-2999	1	2,361	8	19,731			9	22,092
3000-3999			3	9,790			3	9,790
4000-4999			2	8,980			2	8,980
5000-5999			2	11,687			2	11,687
6000+	2	13,200	9	73,105			11	86,305
TOTAL	13	28,607	68	158,152			81	186,759
NOVA SCOTIA / NOUVELLE-ECOSSE								
1- 99	1	1	19	626			20	627
100- 499	1	235	175	54,512			176	54,747
500- 999			131	97,771			131	97,771
1000-1999	25	40,461	255	392,645			280	433,106
2000-2999	7	16,886	322	852,952			329	869,838
3000-3999	3	10,696	280	947,046			283	957,742
4000-4999	182	772,968	79	348,080			261	1,121,048
5000-5999	8	44,750	53	294,590			61	339,340
6000+	114	1,794,642	286	2,893,038			400	4,677,680
TOTAL	341	2,680,639	1,600	5,871,260			1,941	8,551,899
NEW BRUNSWICK / NOUVEAU-BRUNSWICK								
1- 99	3	25	1,405	39,376			1,408	39,401
100- 499			73	20,007			73	20,007
500- 999			52	37,924			52	37,924
1000-1999	9	14,543	160	241,104			175	262,301
2000-2999	8	20,078	179	429,752	6	6,654	187	448,830
3000-3999	2	7,000	104	353,526			106	360,526
4000-4999	3	13,491	68	298,202			71	311,693
5000-5999			71	393,518			71	393,518
6000+	59	986,126	110	1,056,170			169	2,042,296
TOTAL	84	1,041,263	2,222	2,868,579	6	6,654	2,312	3,916,496
QUEBEC / QUEBEC								
1- 99			13	713			13	713
100- 499	1	293	91	22,776			92	23,069
500- 999	3	2,076	135	110,158			138	112,234
1000-1999	77	106,200	694	1,068,996	7	9,993	778	1,185,189
2000-2999	19	48,325	685	1,693,865	4	8,195	708	1,750,385
3000-3999	34	113,880	697	2,375,508			731	2,489,388
4000-4999	69	314,979	633	2,885,754			702	3,200,733
5000-5999	71	386,643	606	3,316,350			677	3,702,993
6000+	608	6,524,787	2,170	22,211,898	1	8,512	2,779	28,745,197
TOTAL	882	7,497,183	5,724	33,686,018	12	26,700	6,618	41,209,901
ONTARIO / ONTARIO								
1- 99	1	69	521	16,529	6	108	528	16,706
100- 499			36	7,183	241	52,558	277	59,741
500- 999	2	1,317	105	84,754	108	76,576	215	162,647
1000-1999	83	111,894	451	703,473	33	41,300	567	856,667
2000-2999	47	130,487	356	880,809	1	2,348	404	1,013,644
3000-3999	180	651,490	297	1,012,969			477	1,664,459
4000-4999	291	1,380,368	177	804,299	9	43,470	477	2,228,137
5000-5999	134	727,273	170	917,229			304	1,644,502
6000+	744	7,263,395	564	6,546,695			1,308	13,810,090
TOTAL	1,482	10,266,293	2,677	10,973,940	398	216,360	4,557	21,456,593

TABLE 7. VESSELS DEPARTED FROM CANADIAN PORTS IN INTERNATIONAL SEABORNE SHIPPING, BY RIG AND SIZE.

TABLEAU 7. MOUVEMENTS INTERNATIONAUX DE NAVIRES EN PROVENANCE DE PORTS CANADIENS, SUIVANT LE GREEMENT ET LA DIMENSION.

PROVINCE AND NET TONNAGE RANGE PROVINCE ET RANGEE DE TONNAGE NET	STEAM / VAPEUR		MOTOR / MOTEUR		UNRIGGED / SANS GREEMENT		TOTAL / TOTAL	
	NUMBER NOMBRE	NET TONS TONNES NET	NUMBER NOMBRE	NET TONS TONNES NET	NUMBER NOMBRE	NET TONS TONNES NET	NUMBER NOMBRE	NET TONS TONNES NET
MANITOBA / MANITOBA								
4000-4999			3	12,835			3	12,835
5000-5999			2	11,345			2	11,345
6000+	1	6,355	31	256,993			32	263,348
TOTAL	1	6,355	36	281,173			37	287,528
BRITISH COLUMBIA / COLOMBIE-BRITANNIQUE								
1- 99			1,678	55,751	5	275	1,683	56,026
100- 499			349	62,709	27	10,041	376	72,750
500- 999			168	146,463	960	715,262	1,128	861,725
1000-1999	2	2,579	346	426,065	717	1,229,519	1,065	1,658,163
2000-2999	20	52,942	158	405,903	143	342,009	321	800,854
3000-3999	168	593,628	1,366	5,105,740	87	305,090	1,621	6,004,458
4000-4999	84	381,353	583	2,599,892	61	274,598	728	3,255,843
5000-5999	74	403,898	460	2,540,061	41	240,629	575	3,184,588
6000+	84	999,750	1,433	13,854,597	29	237,578	1,546	15,091,925
TOTAL	432	2,434,150	6,541	25,197,181	2,070	3,355,001	9,043	30,986,332
NORTH-WEST TERR. / TERR. DU NORD-OUEST								
6000+			1	7,906			1	7,906
TOTAL			1	7,906			1	7,906
CANADA - CANADA								
1- 99	7	154	3,788	117,366	11	383	3,806	117,903
100- 499	3	1,003	1,088	274,002	268	62,599	1,359	337,604
500- 999	9	5,891	922	688,727	1,068	791,838	1,999	1,486,456
1000-1999	206	291,635	2,030	3,010,520	764	1,288,571	3,000	4,590,726
2000-2999	102	271,079	1,839	4,586,231	148	352,552	2,089	5,209,862
3000-3999	402	1,434,489	2,794	9,966,954	87	305,090	3,283	11,706,533
4000-4999	633	2,881,163	1,572	7,078,657	70	318,068	2,275	10,277,888
5000-5999	288	1,568,527	1,383	7,589,999	41	240,629	1,712	9,399,155
6000+	1,641	17,895,768	4,694	47,777,622	30	246,090	6,365	65,919,480
TOTAL	3,291	24,349,709	20,110	81,090,078	2,487	3,605,820	25,888	109,045,607

TABLE 8. VESSEL ARRIVALS AND DEPARTURES IN INTERNATIONAL SEABORNE SHIPPING, BY PORT.

TABLEAU 8. MOUVEMENTS INTERNATIONAUX (ARRIVÉES ET DÉPARTS) DES NAVIRES, PAR PORT.

PROVINCE - PORT	(*)	ARRIVED / ARRIVE		DEPARTED / PARTI		TOTAL / TOTAL	
		NUMBER NOMBRE	NET TONNAGE TONNAGE NET	NUMBER NOMBRE	NET TONNAGE TONNAGE NET	NUMBER NOMBRE	NET TONNAGE TONNAGE NET
NEWFOUNDLAND / TERRE-NEUVE							
ARGENTIA	B	2	949	1	475	3	1,424
	C	2	1,027	1	635	3	1,662
		4	1,976	2	1,110	6	3,086
BAIE VERTE	B	4	12,988	1	291	5	13,279
	C			3	10,282	3	10,282
		4	12,988	4	10,573	8	23,561
BAY ROBERTS	B	1	291	2	1,228	3	1,519
	C						
		1	291	2	1,228	3	1,519
BOTWOOD	B	62	228,530	12	108,727	74	337,257
	C	21	132,956	70	243,897	91	376,853
		83	361,486	82	352,624	165	714,110
BURIN	B	47	21,169	13	4,354	60	25,523
	C	23	15,410	67	28,734	90	44,144
		70	36,579	80	33,088	150	69,667
CARMANVILLE	B	4	7,432			4	7,432
	C			3	5,367	3	5,367
		4	7,432	3	5,367	7	12,799
CATALINA	B	7	3,864	2	13,895	9	17,759
	C	2	12,820	21	11,466	23	24,286
		9	16,684	23	25,361	32	42,045
CLARENVILLE	B			7	69,427	7	69,427
	C	6	62,783			6	62,783
		6	62,783	7	69,427	13	132,210
CORNER BROOK	B	105	348,202	23	137,077	128	485,279
	C	53	190,977	135	428,305	198	619,282
		168	539,179	158	565,382	326	1,104,561
FOKUNE	B	226	38,720	107	13,448	333	52,168
	C	5	2,477	145	34,617	150	37,094
		231	41,197	252	48,065	483	89,262
GOOSE BAY	B	7	23,543	4	25,915	11	49,458
	C	4	27,110	7	23,543	11	50,653
		11	50,653	11	49,458	22	100,111
GRAND BANK	B	41	16,968	9	3,428	50	20,396
	C	7	6,068	49	26,824	56	32,892
		48	23,036	58	30,252	106	53,288
HARBOUR BRETON	B	21	8,560	9	8,274	30	16,834
	C	3	4,189	22	11,622	25	15,811
		24	12,749	31	19,896	55	32,645
HARBOUR GRACE	B	10	6,124	3	2,744	13	8,868
	C	10	4,225	27	14,508	37	18,733
		20	10,349	30	17,252	50	27,601
HARE BAY	B	15	24,725			15	24,725
	C			14	23,773	14	23,773
		15	24,725	14	23,773	29	48,498
HOLYROOD	B	4	10,660	18	183,869	22	194,529
	C	25	270,805	8	14,436	33	285,241
		29	281,465	26	198,305	55	479,770
LEWISPORTE	B	3	4,079	4	30,321	7	34,400
	C	4	30,321	2	3,788	6	34,109
		7	34,400	6	34,109	13	68,509
LONG POND	B	15	16,665			15	16,665
	C			15	16,506	15	16,506
		15	16,665	15	16,506	30	33,171
MARYSTOWN	B	25	13,988	10	7,645	35	21,633
	C	2	3,952	26	16,402	28	20,354
		27	17,940	36	24,047	63	41,987
PORT AUX BASQUES	B	10	11,115	14	14,296	24	25,411
	C	4	4,567	6	3,962	10	8,529
		14	15,682	20	18,258	34	33,940
PORT HOPE SIMPSON	B	3	2,811			3	2,811
	C						
		3	2,811			3	2,811

B - BALLAST, C - CARGO / CARGAISON.

TABLE 8. VESSEL ARRIVALS AND DEPARTURES IN INTERNATIONAL SEABORNE SHIPPING, BY PORT.

TABLEAU 8. MOUVEMENTS INTERNATIONAUX (ARRIVEES ET DEPARTS) DES NAVIRES, PAR PORT.

PROVINCE - PORT	(*)	ARRIVED / ARRIVE		DEPARTED / PARTI		TOTAL / TOTAL	
		NUMBER NOMBRE	NET TONNAGE TONNAGE NET	NUMBER NOMBRE	NET TONNAGE TONNAGE NET	NUMBER NOMBRE	NET TONNAGE TONNAGE NET
LONG HARBOUR	B	8	21,303	10	139,051	18	160,354
	C	15	176,905	11	32,642	26	209,547
		23	198,208	21	171,693	44	369,901
ST. ALBANS	B	2	5,367	2	5,884	4	11,251
	C			1	2,356	1	2,356
		2	5,367	3	8,240	5	13,607
ST. JOHNS	B	40	69,105	69	272,850	109	341,955
	C	99	312,891	68	103,113	167	416,004
		139	381,996	137	375,963	276	757,959
ST. LAWRENCE	B	2	334	12	6,286	14	6,620
	C			12	6,286	14	6,620
		2	334	12	6,286	14	6,620
STEPHENVILLE	B	26	143,767	6	7,063	32	150,830
	C	9	10,218	25	185,711	34	195,929
		35	153,985	31	192,774	66	346,759
TOMMYS ARM	B	11	17,203	11	17,203	11	17,203
	C			11	17,203	11	17,203
		11	17,203	11	17,203	22	34,406
NFLD-NES/T-N -NDA	B	70	52,037	41	24,175	111	76,212
	C	17	12,326	182	101,778	199	114,104
		87	64,363	223	125,953	310	190,316
TOTAL - PROVINCE	B	771	1,110,499	379	1,080,723	1,150	2,191,222
	C	321	1,282,027	919	1,361,470	1,240	2,643,497
		1,092 **	2,392,526 **	1,298 **	2,442,193 **	2,390 **	4,834,719 **
PR. EDWARD ISLAND / ILE DU PR. EDOUARD							
CHARLOTTETOWN	B	35	30,259	14	90,101	49	120,360
	C	13	73,597	11	20,151	24	93,748
		48	103,856	25	110,252	73	214,108
SOURIS	B	11	17,348			11	17,348
	C	1	635	18	21,893	19	22,528
		12	17,983	18	21,893	30	39,876
SUMMERSTIDE	B	24	33,918	2	3,161	26	37,079
	C	2	3,161	26	34,170	28	37,331
		26	37,079	28	37,331	54	74,410
PEI-NES/IPE-NDA	B	10	19,248	1	66	11	19,314
	C			9	17,217	9	17,217
		10	19,248	10	17,283	20	36,531
TOTAL - PROVINCE	B	80	100,773	17	93,328	97	194,101
	C	16	77,393	64	93,431	80	170,824
		96 **	178,166 **	81 **	186,759 **	177 **	364,925 **
NOVA SCOTIA / NOUVELLE-ECOSSE							
ANNAPOLIS ROYAL	B	6	10,185			6	10,185
	C			5	8,210	5	8,210
		6	10,185	5	8,210	11	18,395
BADDOCK	B	15	46,109	1	13,696	16	59,805
	C	1	1,161	14	31,871	15	33,032
		16	47,270	15	45,567	31	92,837
BRIDGEWATER	B	5	7,527	7	1,891	12	9,418
	C	3	783	6	7,788	9	8,571
		8	8,310	13	9,679	21	17,989
DIGBY	B	10	20,542	2	59	12	20,601
	C			12	20,572	12	20,572
		10	20,542	14	20,631	24	41,173
HALIFAX	B	446	2,096,976	333	3,108,675	779	5,205,651
	C	464	3,307,925	545	2,434,682	1,009	5,742,607
		910	5,404,901	878	5,543,357	1,788	10,948,258
HANTSPORT	B	140	591,434	2	5,153	142	596,587
	C	2	5,153	140	591,434	142	596,587
		142	596,587	142	596,587	284	1,193,174
LITTLE NARROWS	B	36	153,712			36	153,712
	C			26	153,712	26	153,712
		36	153,712	26	153,712	72	307,424

B - BALLAST, C - CARGO / CARGAISONS.

TABLE 8. VESSEL ARRIVALS AND DEPARTURES IN INTERNATIONAL SEABORNE SHIPPING, BY PORT.

TABLEAU 8. MOUVEMENTS INTERNATIONAUX (ARRIVEES ET DEPARTS) DES NAVIRES, PAR PORT.

PROVINCE - PORT	(*)	ARRIVED / ARRIVEE		DEPARTED / PARTI		TOTAL / TOTAL	
		NUMBER NOMBRE	NET TONNAGE TONNAGE NET	NUMBER NOMBRE	NET TONNAGE TONNAGE NET	NUMBER NOMBRE	NET TONNAGE TONNAGE NET
LIVERPOOL	B	17	41,963	16	16,227	33	58,190
	C	32	63,607	43	93,997	75	157,604
		49	105,570	59	110,224	108	215,794
LUNENBURG	B	7	1,875	7	2,566	14	4,441
	C	3	895	9	2,510	12	3,405
		10	2,770	16	5,076	26	7,846
MARGARETSVILLE	B			1	1	1	1
	C			1	1	1	1
MULGRAVE	B	9	15,810	4	1,287	13	17,097
	C			7	15,175	7	15,175
		9	15,810	11	16,462	20	32,272
NORTH SYDNEY	B	26	14,185	7	4,756	33	18,941
	C	49	35,087	60	39,124	109	74,211
		75	49,272	67	43,880	142	93,152
PARRSBORO	B	6	6,040	3	981	9	7,021
	C			7	7,040	7	7,040
		6	6,040	10	8,021	16	14,061
PICTOU	B	3	1,721	7	6,027	10	7,748
	C	2	3,326			2	3,326
		5	5,047	7	6,027	12	11,074
PORT HAWKESBURY	B	57	282,201	32	145,228	89	427,429
	C	26	148,616	46	284,518	72	433,134
		83	430,817	78	429,746	161	860,563
PUGWASH	B	22	38,457	1	1,720	23	40,177
	C			19	33,424	19	33,424
		22	38,457	20	35,144	42	73,601
QUEBEC HARBOUR	B	15	15,779			15	15,779
	C			16	16,046	16	16,046
		15	15,779	16	16,046	31	31,825
SHELBORNE	B	2	1,233	11	5,489	13	6,722
	C			1	125	1	125
		2	1,233	12	5,614	14	6,847
SYDNEY	B	52	153,427	34	215,633	86	369,060
	C	24	191,409	34	78,802	58	270,211
		76	344,836	68	294,435	144	639,271
WALTON	B	29	52,827			29	52,827
	C			29	52,827	29	52,827
		29	52,827	29	52,827	58	105,654
WEYMOUTH	B	7	11,619			7	11,619
	C			7	11,619	7	11,619
		7	11,619	7	11,619	14	23,238
WOLFVILLE	B	1	1,493			1	1,493
	C			1	1,493	1	1,493
		1	1,493	1	1,493	2	2,986
YARMOUTH	B	1	310	16	5,514	17	5,824
	C	375	1,172,585	343	1,075,662	718	2,248,247
		376	1,172,895	359	1,081,176	735	2,254,071
NS.-NES/N.-E.-NDA	B	35	63,507	48	29,427	83	72,934
	C	2	1,569	29	26,938	31	28,507
		37	45,076	77	56,365	114	101,441
TOTAL - PROVINCE	B	947	3,608,932	532	3,564,330	1,479	7,173,262
	C	983	4,932,116	1,409	4,987,569	2,392	9,919,685
		1,930 **	8,541,048 **	1,941 **	8,551,899 **	3,871 **	17,092,947 **
NEW BRUNSWICK / NOUVEAU-BRUNSWICK							
BATHURST	B	37	85,904	7	64,775	44	150,679
	C	7	56,733	37	85,904	44	142,637
		44	142,637	44	150,679	88	293,316
BELLEDUNE	B	12	59,103	8	61,995	20	121,098
	C	8	61,995	13	64,215	21	126,210
		20	121,098	21	126,210	41	247,308
CAMAROST	B	6	4,920	1	317	7	5,237
	C			6	4,920	6	4,920
		6	4,920	7	5,237	13	10,157

B = BALLAST, C = CARGO / CARGAISON.

TABLE 8. VESSEL ARRIVALS AND DEPARTURES IN INTERNATIONAL SEABORNE SHIPPING, BY PORT.

TABLEAU 8. MOUVEMENTS INTERNATIONAUX (ARRIVEES ET DEPARTS) DES NAVIRES, PAR PORT.

PROVINCE - PORT	(*)	ARRIVED / ARRIVEE		DEPARTED / PARTI		TOTAL / TOTAL	
		NUMBER NOMBRE	NET TONNAGE TONNAGE NET	NUMBER NOMBRE	NET TONNAGE TONNAGE NET	NUMBER NOMBRE	NET TONNAGE TONNAGE NET
CHATHAM	B	2	9,777			2	9,777
	C			2	9,777	2	9,777
		2	9,777	2	9,777	4	19,554
DALHOUSIE	B	58	293,359	19	162,012	77	455,371
	C	40	191,469	88	371,731	128	563,200
		98	484,828	107	533,743	205	1,018,571
GRAND MANAN	B	748	19,640	22	2,711	770	22,351
	C	1	16	726	19,013	727	19,029
		749	19,656	748	21,724	1,497	41,380
MONCTON	B	1	1,273	4	5,365	5	6,638
	C	4	5,365	1	1,273	5	6,638
		5	6,638	5	6,638	10	13,276
NEWCASTLE	B	58	108,387	9	31,495	67	139,882
	C	10	31,818	58	108,529	68	140,347
		68	140,205	67	140,024	135	280,229
SAINT JOHN	B	378	1,162,779	172	1,512,812	550	2,675,591
	C	279	1,771,993	446	1,376,545	725	3,148,538
		657	2,934,772	618	2,889,357	1,275	5,824,129
ST. ANDREWS	B	19	755	49	1,910	68	2,665
	C	76	2,995	45	1,898	121	4,893
		95	3,740	94	3,808	189	7,548
ST. STEPHEN	B			6	4,963	6	4,963
	C	1	1,559			1	1,559
		1	1,559	6	4,963	7	6,522
N.B.-NES/NDA	B	572	19,352	162	9,438	734	28,790
	C	8	873	431	14,898	439	15,771
		580	20,225	593	24,336	1,173	44,561
TOTAL - PROVINCE	B	1,891	1,765,249	459	1,857,792	2,350	3,623,042
	C	434	2,124,806	1,853	2,052,701	2,287	4,176,809
		2,325 **	3,890,055 **	2,312 **	3,910,493 **	4,637 **	7,800,551 **
QUEBEC / QUEBEC							
BAIE COMEAU	B	254	1,727,733	48	311,297	302	2,039,030
	C	174	1,326,069	299	1,898,396	473	3,224,425
		428	3,053,802	347	2,209,693	775	5,260,455
CAP CHAT	B	6	10,756			6	10,756
	C			6	10,756	6	10,756
		6	10,756	6	10,756	12	21,512
CARLETON	B	12	25,506			12	25,506
	C			12	25,506	12	25,506
		12	25,506	12	25,506	24	51,012
CHANDLER	B	14	33,091			14	33,091
	C	6	14,380	20	47,471	26	61,851
		20	47,471	20	47,471	40	94,942
CHICOUTIMI	B	1	1,708	1	1,879	2	3,587
	C	5	11,314	1	1,708	6	13,022
		6	13,022	2	3,587	8	16,609
DONNACONA	B						
	C			33	6,465	33	6,465
				33	6,465	33	6,465
GASPE	B	17	67,723	9	46,115	26	113,838
	C	1	794	9	22,402	10	23,196
		18	68,517	18	68,517	36	137,034
GODBOUT	B	18	27,918			18	27,918
	C			22	34,133	22	34,133
		18	27,918	22	34,133	40	62,051
GRINOSTONE	B	6	2,897	9	3,619	15	6,516
	C	2	552	11	4,984	13	5,536
		8	3,449	20	8,603	28	12,052
HAVRE ST. PIERRE	B	6	46,087	1	952	7	47,039
	C			6	46,087	6	46,087
		6	46,087	7	47,039	13	93,126
MONT LOUIS	B	1	2,078	2	20,580	3	22,658
	C	3	20,580	1	2,078	4	22,658
		4	22,658	3	22,658	7	45,316

B - BALLAST, C - CARGO / CARGAISON.

TABLE 8. VESSEL ARRIVALS AND DEPARTURES IN INTERNATIONAL SEABORNE SHIPPING, BY PORT.

TABLEAU 8. MOUVEMENTS INTERNATIONAUX (ARRIVEES ET DEPARTS) DES NAVIRES, PAR PORT.

PROVINCE - PORT	(*)	ARRIVED / ARRIVE		DEPARTED / PARTI		TOTAL / TOTAL	
		NUMBER NOMBRE	NET TONNAGE TONNAGE NET	NUMBER NOMBRE	NET TONNAGE TONNAGE NET	NUMBER NOMBRE	NET TONNAGE TONNAGE NET
MONTREAL	B	1,628	7,671,628	1,596	7,913,027	3,224	15,584,655
	C	1,253	5,929,491	1,237	5,401,989	2,490	11,331,480
		2,881	13,601,119	2,833	13,315,016	5,714	26,916,135
CONTRECOEUR	B	21	138,497	21	164,478	42	302,975
	C	37	323,062	48	288,089	85	611,151
		58	461,559	69	452,567	127	914,126
NEW RICHMOND	B	6	13,194	1	5,895	7	19,089
	C	2	8,055	6	13,194	8	21,249
		8	21,249	7	19,089	15	40,338
PASPEBIAC	B	13	9,325			13	9,325
	C			16	12,347	16	12,347
		13	9,325	16	12,347	29	21,672
POINT AU PIC	B			1	235	1	235
	C			1	1,710	1	1,710
				2	1,954	2	1,954
PORT ALFRED	B	243	918,675	163	1,208,907	406	2,127,582
	C	227	1,524,400	292	1,143,866	519	2,668,266
		470	2,443,075	455	2,352,773	925	4,795,848
PORT CARTIER	B	271	2,941,632	9	91,521	280	3,033,153
	C	58	655,827	486	5,254,625	544	5,910,452
		329	3,597,459	495	5,346,146	824	8,943,605
PORT MENIER	B			1	1,086	1	1,086
	C						
				1	1,086	1	1,086
QUEBEC	B	400	2,165,903	191	1,238,112	591	3,404,015
	C	255	1,646,599	433	2,095,590	688	3,742,189
		655	3,812,502	624	3,333,702	1,279	7,146,204
RIMOUSKI	B			1	3,629	1	3,629
	C	1	13,977	1	237	2	14,214
		1	13,977	2	3,866	3	17,843
RIVIERE DU LOUP	B	1	1,480	1	5,299	2	6,779
	C	1	5,299	5	3,788	6	9,087
		2	6,779	6	9,087	8	15,866
SEPT ILES	B	404	5,674,660	61	301,363	465	5,976,023
	C	34	284,790	620	8,094,140	654	8,378,930
		438	5,959,450	681	8,395,503	1,119	14,354,953
POINTE NOIRE	B	38	371,891	4	45,069	42	416,960
	C	7	75,624	128	1,266,165	135	1,341,789
		45	447,515	132	1,311,234	177	1,758,749
SOREL	B	192	1,180,805	52	459,543	244	1,640,348
	C	32	338,244	202	1,148,999	234	1,487,243
		224	1,519,049	254	1,608,542	478	3,127,591
TROIS PISTOLES	B			1	363	1	363
	C			1	228	1	228
				2	591	2	591
TROIS RIVIERES	B	387	1,903,293	126	664,283	513	2,567,576
	C	106	916,969	327	1,646,530	433	2,563,499
		493	2,820,262	453	2,310,813	946	5,131,075
VALLEYFIELD	B	8	19,515	32	75,488	40	95,003
	C	33	78,573	8	19,515	41	98,088
		41	98,088	40	95,003	81	193,091
QUEBEC-NES/NDA	B	83	127,396	13	54,282	96	181,678
	C	19	29,145	42	104,912	61	134,057
		102	156,541	55	159,194	157	315,735
TOTAL - PROVINCE	B	4,030	25,083,391	2,345	12,617,022	6,375	37,700,413
	C	2,256	13,203,744	4,273	28,592,879	6,529	41,796,623
		6,286 **	38,287,135 **	6,618 **	41,209,901 **	12,904 **	79,497,036 **
ONTARIO / ONTARIO							
AMHERSTBURG	B	6	5,897	11	29,435	17	35,332
	C	9	47,444			9	47,444
		15	53,341	11	29,435	26	82,776
BELLEVILLE	B			1	2,171	1	2,171
	C	1	2,171			1	2,171
		1	2,171	1	2,171	2	4,342

B - BALLAST, C - CARGO / CARGAISON.

TABLE B. VESSEL ARRIVALS AND DEPARTURES IN INTERNATIONAL SEABORNE SHIPPING, BY PORT.

TABLEAU B. MOUVEMENTS INTERNATIONAUX (ARRIVEES ET DEPARTS) DES NAVIRES, PAR PORT.

PROVINCE - PORT	[*]	ARRIVED / ARRIVE		DEPARTED / PARTI		TOTAL / TOTAL	
		NUMBER NOMBRE	NET TONNAGE TONNAGE NET	NUMBER NOMBRE	NET TONNAGE TONNAGE NET	NUMBER NOMBRE	NET TONNAGE TONNAGE NET
CARDINAL	B			9	35,029	9	35,029
	C	11	39,126			11	39,126
		11	39,126	9	35,029	20	74,155
CLARKSON	B	10	29,276	9	61,730	19	91,006
	C	5	38,989	22	74,256	27	113,245
		15	68,265	31	135,986	46	204,251
COSBOURG	B						
	C	1	2,170			1	2,170
		1	2,170			1	2,170
COLLINGWOOD	B			3	30,539	3	30,539
	C	4	27,493			4	27,493
		4	27,493	3	30,539	7	58,032
CORNWALL	B	8	26,717	11	18,182	19	44,899
	C	8	10,341	7	22,088	15	32,429
		16	37,058	18	40,270	34	77,328
COURTRIGHT	B	2	27,324	1	16,608	3	43,932
	C	1	16,608			1	16,608
		3	43,932	1	16,608	4	60,540
DEPOT HARBOUR	B	44	223,187			44	223,187
	C			50	270,103	50	270,103
		44	223,187	50	270,103	94	493,290
EPISAU	B						
	C	1	2,170			1	2,170
		1	2,170			1	2,170
GODERICH	B	34	238,417	6	25,425	40	263,842
	C			42	364,846	42	364,846
		34	238,417	48	390,271	82	628,688
HAMILTON	B	101	298,979	458	3,813,560	559	4,112,539
	C	524	3,870,587	149	452,423	673	4,323,010
		625	4,169,566	607	4,265,983	1,232	8,435,547
KILLARNEY	B	1	11,132			1	11,132
	C						
		1	11,132			1	11,132
KINGSTON	B	1	182	11	45,548	12	45,730
	C	9	37,982			9	37,982
		10	38,164	11	45,548	21	83,712
KINGSVILLE	B			8	24,559	8	24,559
	C	15	63,747			15	63,747
		15	63,747	8	24,559	23	88,306
LITTLE CURRENT	B	33	173,512	13	36,938	46	210,450
	C	15	148,246	48	389,648	63	537,894
		48	321,758	61	426,586	109	748,344
MARATHON	B	43	50,704	4	9,619	47	60,323
	C	9	79,153	42	51,883	51	131,036
		52	129,857	46	61,502	98	191,359
MICHIGICOTTEN HARBOUR	B	1	11,132	4	40,738	5	51,870
	C	15	155,645	2	12,974	17	168,619
		16	166,777	6	53,712	22	220,489
MIDLAND	B	2	16,232	18	121,730	20	137,962
	C	4	18,956			4	18,956
		6	35,188	18	121,730	24	156,918
MORRISBURG	B			2	3,405	2	3,405
	C	1	2,904			1	2,904
		1	2,904	2	3,405	3	6,309
OAKVILLE	B	16	27,490	8	57,600	24	85,090
	C	8	57,600	4	6,698	12	64,298
		24	85,090	12	64,298	36	149,388
OSHAWA	B	4	4,592	12	48,398	16	52,990
	C	21	90,859	4	4,592	25	95,451
		25	95,451	16	52,990	41	148,441
OWEN SOUND	B	1	89	6	36,485	7	36,574
	C	1	7,262			1	7,262
		2	7,351	6	36,485	8	43,836

B - BALLAST, C - CARGO / CARGAISON.

TABLE 8. VESSEL ARRIVALS AND DEPARTURES IN INTERNATIONAL SEABORNE SHIPPING, BY PORT.

TABLEAU 8. MOUVEMENTS INTERNATIONAUX (ARRIVEES ET DEPARTS) DES NAVIRES, PAR PORT.

PROVINCE - PORT	(*)	ARRIVED / ARRIVE		DEPARTED / PARTI		TOTAL / TOTAL	
		NUMBER NOMBRE	NET TONNAGE TONNAGE NET	NUMBER NOMBRE	NET TONNAGE TONNAGE NET	NUMBER NOMBRE	NET TONNAGE TONNAGE NET
PARRY SOUND	B	1	8,718	3	8,147	4	16,865
	C	2	5,976	1	8,718	3	14,694
		3	14,694	4	16,865	7	31,559
PICTON	B	109	145,196	18	40,706	127	185,902
	C	23	56,136	129	355,236	152	411,372
		132	201,332	147	395,942	279	597,274
THUNDER BAY	B	604	4,631,738	13	68,960	617	4,700,698
	C	69	284,704	408	2,059,620	477	2,344,324
		673	4,916,442	421	2,128,580	1,094	7,045,022
PORT COLBORNE	B	77	338,639	72	441,206	149	779,845
	C	46	270,416	102	518,289	148	788,705
		123	609,055	174	959,495	297	1,568,550
PORT CREDIT	B	20	84,428	144	1,941,152	164	2,025,580
	C	157	2,021,096	21	90,744	178	2,111,840
		177	2,105,524	165	2,031,896	342	4,137,420
PORT LAMBTON	B			1	16,608	1	16,608
	C	1	16,608	1	16,608	1	16,608
		1	16,608	1	16,608	2	33,216
PORT MCNICOLL	B			3	18,078	3	18,078
	C			3	18,078	3	18,078
				3	18,078	3	18,078
PORT STANLEY	B	2	2,960	13	50,115	15	53,075
	C	14	61,370			14	61,370
		16	64,330	13	50,115	29	114,445
PRESCOTT	B	6	25,426	12	50,694	18	76,120
	C	9	25,387			9	25,387
		15	50,813	12	50,694	27	101,507
ST. CATHARINES	B	9	49,459	28	230,426	37	279,885
	C	7	59,101	2	4,974	9	64,075
		16	108,560	30	235,400	46	343,960
SARNIA	B	112	374,030	150	1,662,500	262	2,036,530
	C	207	2,139,722	123	388,516	330	2,528,238
		319	2,513,752	273	2,051,016	592	4,564,768
SAULT STE. MARIE	B	75	256,585	181	1,315,651	256	1,572,236
	C	245	1,816,521	92	281,344	337	2,097,865
		320	2,073,106	273	1,596,995	593	3,670,101
SOMBRA	B					4	28,222
	C	4	28,222			4	28,222
		4	28,222			4	28,222
THOROLO	B	12	30,539	30	160,313	42	190,852
	C	29	145,476	43	113,611	72	259,087
		41	176,015	73	273,924	114	449,939
TORONTO	B	226	694,084	524	2,707,335	750	3,401,419
	C	627	3,025,028	325	998,403	952	4,023,431
		853	3,719,112	849	3,705,738	1,702	7,424,850
LAKEVIEW	B			13	215,904	13	215,904
	C	13	215,904			13	215,904
		13	215,904	13	215,904	26	431,808
WALLACEBURG	B	3	4,968	3	7,330	6	12,298
	C	9	22,806			9	22,806
		12	27,774	3	7,330	15	35,104
WELLAND	B	3	4,467	5	24,600	8	29,067
	C			3	4,467	3	4,467
		3	4,467	8	29,067	11	33,534
WINDSOR	B	566	477,828	779	906,217	1,345	1,384,045
	C	422	1,031,044	328	519,641	750	1,550,685
		988	1,508,872	1,107	1,425,858	2,095	2,934,730
ONTARIO-NES/NDA	B	8	49,841	14	68,748	22	118,589
	C	13	85,909	9	71,130	22	157,039
		21	135,750	23	139,878	44	275,628
TOTAL - PROVINCE	B	2,140	8,323,768	2,601	14,392,389	4,741	22,716,157
	C	2,560	16,030,879	1,956	7,064,204	4,516	23,095,083
		4,700 **	24,354,647 **	4,557 **	21,456,593 **	9,257 **	45,811,240 **

B - BALLAST, C - CARGO / CARGAISON.

TABLE 8. VESSEL ARRIVALS AND DEPARTURES IN INTERNATIONAL SEABORNE SHIPPING, BY PORT.

TABLEAU 8. MOUVEMENTS INTERNATIONAUX (ARRIVEES ET DEPARTS) DES NAVIRES, PAR PORT.

PROVINCE - PORT	(*)	ARRIVED / ARRIVE		DEPARTED / PARTI		TOTAL / TOTAL	
		NUMBER NOMBRE	NET TONNAGE TONNAGE NET	NUMBER NOMBRE	NET TONNAGE TONNAGE NET	NUMBER NOMBRE	NET TONNAGE TONNAGE NET
MANITOBA / MANITOBA							
CHURCHILL	B	33	263,898	2	15,512	35	279,410
	C	4	23,630	35	272,016	39	295,646
		37	287,528	37	287,528	74	575,056
TOTAL - PROVINCE	B	33	263,898	2	15,512	35	279,410
	C	4	23,630	35	272,016	39	295,646
		37 **	287,528 **	37 **	287,528 **	74 **	575,056 **
BRITISH COLUMBIA / COLOMBIE-BRITANNIQUE							
BAMBERTON	B	4	9,700	4	1,074	8	10,774
	C	3	9,250	4	10,272	7	19,522
		7	18,950	8	11,346	15	30,296
REECHER BAY	B	1	29			1	29
	C	1	29			1	29
BLUBBER BAY	B	41	94,424	50	20,795	91	115,219
	C			61	271,086	61	271,086
		41	94,424	111	291,881	152	386,305
BRITANNIA BEACH	B	12	44,818	26	5,969	38	50,787
	C			28	60,074	28	60,074
		12	44,818	54	66,043	66	110,861
CAMPBELL RIVER	B	29	95,718	32	8,611	61	104,329
	C	46	197,137	80	318,604	126	515,741
		75	292,855	112	327,215	187	620,070
CENTRE BAY	B			1	4	1	4
	C			1	4	1	4
CHEMAINUS	B	103	442,944	10	18,739	113	461,683
	C	1	8,310	101	448,798	102	457,108
		104	451,254	111	467,537	215	918,791
COURTENAY	B	2	3,399	1	10	3	3,409
	C			1	3,360	1	3,360
		2	3,399	2	3,370	4	6,769
COWICHAN BAY	B	7	47,387	5	2,576	12	49,963
	C			5	47,288	5	47,288
		7	47,387	10	49,864	17	97,251
CROFTON	B	233	1,327,986	26	16,767	259	1,344,753
	C	11	5,104	232	1,323,789	243	1,328,893
		244	1,333,090	258	1,340,556	502	2,673,646
ESQUIMALT	B	7	8,339	5	4,993	12	13,332
	C			2	1,681	2	1,681
		7	8,339	7	6,674	14	15,013
GOLD RIVER	B	47	182,526	16	7,817	63	190,343
	C	3	10,449	42	212,440	45	222,889
		50	192,975	58	220,257	108	413,232
HASTINGS ARM	B	2	728			2	728
	C			4	3,465	4	3,465
		2	728	4	3,465	6	4,193
JEDWAY	B	1	5,161			1	5,161
	C			1	5,161	1	5,161
		1	5,161	1	5,161	2	10,322
JERVIS INLET	B			1	915	1	915
	C			1	915	1	915
KITIMAT	B	33	191,072	24	151,264	57	342,336
	C	25	146,970	33	197,843	58	344,713
		58	337,942	57	349,107	115	687,049
LADYSMITH	B	14	94,947			14	94,947
	C			14	94,947	14	94,947
		14	94,947	14	94,947	28	189,894
LYALL HARBOUR	B			2	1,828	2	1,828
	C			2	1,828	2	1,828

B - BALLAST, C - CARGO / CARGAISON.

TABLE 8. VESSEL ARRIVALS AND DEPARTURES IN INTERNATIONAL SEABORNE SHIPPING, BY PORT.

TABLEAU 8. MOUVEMENTS INTERNATIONAUX (ARRIVEES ET DEPARTS) DES NAVIRES, PAR PORT.

PROVINCE - PORT	(*)	ARRIVED / ARRIVE		DEPARTED / PARTI		TOTAL / TOTAL	
		NUMBER NOMBRE	NET TONNAGE TONNAGE NET	NUMBER NOMBRE	NET TONNAGE TONNAGE NET	NUMBER NOMBRE	NET TONNAGE TONNAGE NET
MALKSOPE INLET	B			1	858	1	858
	C			1	858	1	858
MARBLE BAY	B	98	123,294	89	17,882	187	141,176
	C	98	123,294	104	235,908	104	235,908
MARPOLE	B	2	801			2	801
	C	2	801			2	801
NANAIMO	B	259	1,998,419	43	405,054	301	2,403,473
	C	16	52,754	234	1,640,406	250	1,693,160
NEW WESTMINSTER	B	274	2,051,173	277	2,045,460	551	4,096,633
	C	319	1,033,574	109	283,980	428	1,317,554
N. ARM FRASER R.	B	92	397,192	283	1,210,039	375	1,607,231
	C	411	1,430,766	392	1,494,019	803	2,924,785
OCEAN FALLS	B			2	1,100	2	1,100
	C			2	1,100	2	1,100
PORT ALBERNI	B	18	77,164	8	39,532	26	116,696
	C	19	83,132	28	120,032	47	203,164
PORT MELLON	B	37	160,296	36	159,564	73	319,860
	C	213	1,305,860	35	11,726	248	1,317,586
PORT MCNEILL	B	16	126,739	212	1,526,037	228	1,652,776
	C	229	1,432,599	247	1,537,763	476	2,970,362
PORT RENFREW	B	17	14,536	4	3,628	21	18,164
	C	10	12,844	4	16,361	14	29,205
POWELL RIVER	B	27	27,380	8	19,989	35	47,369
	C	11	60,519	11	60,519	11	60,519
PRINCE RUPERT	B	11	60,519	11	60,519	11	60,519
	C					22	121,038
QUATSINO	B			1	1,955	1	1,955
	C			1	1,955	1	1,955
ROBERTS BANK	B	150	423,356	40	32,877	190	456,232
	C	108	178,768	194	483,585	302	662,353
SOOKE	B	258	602,124	234	516,462	492	1,118,586
	C	367	731,431	298	242,697	665	974,128
TASU	B	148	293,958	215	753,437	363	1,047,395
	C	515	1,025,389	513	996,134	1,028	2,021,523
TAHSIS	B	35	180,481	9	54,833	44	235,314
	C	12	59,220	36	186,023	48	245,242
TEXAQA	B	47	239,701	45	240,856	92	480,557
	C	7	164,566	7	164,566	7	164,566
VANANDA	B	7	164,566	7	164,566	7	164,566
	C					14	329,132
VANANDA	B	26	13,245	2	110	28	13,355
	C	1	63	101	75,015	102	75,078
VANANDA	B	27	13,308	103	75,125	130	98,432
	C	46	37,877	39	11,316	85	49,193
VANANDA	B	2	5,942	27	39,696	29	45,638
	C	48	42,819	66	51,012	114	94,831
VANANDA	B	30	381,906	30	381,906	30	381,906
	C	30	381,906	30	381,906	30	381,906
VANANDA	B	28	216,582	2	10,739	30	227,321
	C	28	216,582	27	206,620	27	206,620
VANANDA	B	28	216,582	29	217,359	57	433,941
	C	10	204,101	10	204,101	10	204,101
VANANDA	B	10	204,101	10	204,101	10	204,101
	C	10	204,101	10	204,101	20	408,202
VANANDA	B	57	95,620	52	3,461	109	99,081
	C	57	95,620	63	154,468	63	154,468
VANANDA	B			115	157,929	172	253,549
	C						

B - BALLAST, C - CARGO / CARGAISON.

TABLE 8. VESSEL ARRIVALS AND DEPARTURES IN INTERNATIONAL SEABORNE SHIPPING, BY PORT.

TABLEAU 8. MOUVEMENTS INTERNATIONAUX (ARRIVEES ET DEPARTS) DES NAVIRES, PAR PORT.

PROVINCE - PORT	(*)	ARRIVED / ARRIVE		DEPARTED / PARTI		TOTAL / TOTAL	
		NUMBER NOMBRE	NET TONNAGE TONNAGE NET	NUMBER NOMBRE	NET TONNAGE TONNAGE NET	NUMBER NOMBRE	NET TONNAGE TONNAGE NET
VANCOUVER	B	2,636	7,841,257	1,403	2,235,944	4,039	10,077,201
	C	1,062	5,027,388	2,154	10,487,918	3,216	15,515,306
		3,698	12,868,645	3,557	12,723,862	7,255	25,592,507
VICTORIA	B	1,152	2,511,023	601	798,384	1,753	3,309,407
	C	922	3,412,037	1,362	5,024,402	2,284	8,436,439
		2,074	5,923,060	1,963	5,822,786	4,037	11,745,846
BC-NES/C-B.-NDA	B	396	601,085	383	616,771	779	1,217,856
	C	5	39,296	8	2,276	13	41,572
		401	640,381	391	619,047	792	1,259,428
TOTAL - PROVINCE	B	6,412	20,565,875	3,320	5,011,281	9,732	25,577,156
	C	2,502	10,066,453	5,723	25,975,051	8,225	36,041,504
		8,914 **	30,632,328 **	9,043 **	30,986,332 **	17,957 **	61,618,660 **
NORTH-WEST TERR. / TERR. DU NORD-OUEST							
FROBISHER BAY	B			1	7,906	1	7,906
	C	2	8,992			2	8,992
		2	8,992	1	7,906	3	16,898
NWT-NES/TNO-NDA	B						
	C	2	2,708			2	2,708
		2	2,708			2	2,708
TOTAL - PROVINCE	B			1	7,906	1	7,906
	C	4	11,700			4	11,700
		4 **	11,700 **	1 **	7,906 **	5 **	19,606 **
TOTAL - CANADA	B	16,304	60,822,385	9,656	38,640,284	25,960	99,462,669
	C	9,080	47,752,748	16,232	70,405,323	25,312	118,158,071
		25,384 **	108,575,133 **	25,888 **	109,045,607 **	51,272 **	217,620,740 **

B - BALLAST. C - CARGO / CARGOISON.

TABLE 9. CARGOES HANDLED AT GREAT LAKES PORTS, TO AND FROM FOREIGN COUNTRIES VIA ST. LAWRENCE RIVER.

TABLEAU 9. MARCHANDISES MANUTENTIONNEES DANS LES PORTS DES GRANDS LACS, POUR ET DE PAYS ETRANGERS VIA LE SAINT-LAURENT.

PORT AND COMMODITY	ARRIVED / ARRIVE			DEPARTED / PARTI			PORT ET MARCHANDISE
	NUMBER NOMBRE	NET TONNAGE TONNAGE NET	TONS UNLOADED TONNES DECHAR.	NUMBER NOMBRE	NET TONNAGE TONNAGE NET	TONS LOADED TONNES CHAR.	
CARDINAL VEG.OILS,FATS NES PORT TOTAL	4 *	22,940 *	1,799 1,799 *	*	*	*	CARDINAL HUIL.MAT.GRAS.VEG.NDA TOTAL DU PORT
CLARKSON CRUDE PETROLEUM PORT TOTAL	5 *	38,989 *	81,096 81,096 *	*	*	*	CLARKSON PETROLE BRUT TOTAL DU PORT
CORNWALL TEXTILE FIBRES NES PULP NEWSPRINT PAPER PAPER NES PAPERBOARD TEXTILE FAB.MTL NES INORGANIC CHEMS. NES ORGANIC CHEMICALS NES PLASTIC MATERIALS GLASS BASIC PRODUCTS CONTAINERS,CLOSURES PORT TOTAL	6 *	8,321 *	23,786 *	7 *	22,088 *	8,622 *	CORNWALL FIBRES TEXTILES NDA PATE PAPIER JOURNAL PAPIER NDA CARTON OUVP.EN MAT.TEXT.NDA PROD.CHIM.INOPG.NDA PROD.CHIM.ORGAN.NDA MATIERES PLASTIQUES OUVP.DE BASE EN VERRE CONTENEURS,FERMETURES TOTAL DU PORT
HAMILTON MEAT,CURED MEAT AND MEAT PREP.NES CHEESE DAIRY PROD.EGGS,HONEY FATS CORN MEAL AND FLOUR BAKERY PROD.INC.FROZEN MACARONI,CEPEAL PROD. FRESH FRUITS,BERRIES FROZEN FRUITS, BERRIES FRUIT JUICES FRUIT PULP, PUREE FRUIT,PRES.NOT CANNED FRUITS, PREP. CANNED NUTS,EXC.OIL NUTS NES VEGETABLES, FRESH VEGETABLES, FROZEN VEGETABLES, DRIED VEGETABLE PREP.NES RAW SUGAR MOLASSES, CRUDE MOLASSES, REFINED SUGAR PREPARATIONS COCOA AND CHOCOLATE SPICES SAUSAGE SKINS,CASINGS MISC.FOOD PREP.NES BRAN,SHORTS,MIDDINGS GROUND CEREALS NES SOYA. OIL MEAL, CAKE NON-ALCOHOLIC BEVERAGE WINES DIST.ALCOHOLIC BEV. TOBACCO NES PAW HIDES AND SKINS SEEDS FOR SOWING NES SOYA BEANS NURSERY, GREENHSE STOCK RUBBER,ALLIED GUMS,NAT CRUDE VEG.PROD.NES TEXTILE FIBRES NES IRON ORE AND CONC NICKEL-COPPER ORE IRON AND STEEL SCRAP NON-FERROUS MET.SCRAP SLAG,DROSS,BY-PRODUCTS CLAY MATERIALS NES STONE,CRUDE NES FLUORSPAR PHOSPHATE ROCK COTTON,TEXTILE WASTE WASTE AND SCRAP NES LEATHER RUBBER FAB.MATERIALS LUMBER AND TIMBER VENEER,PLYWOOD WOOD FAB.MATERIALS PAPER NES PAPERBOARD			140 14 50 8 195 49 123 695 5,456 14 308 5 1,951 4,435 8,005 5,617 164 613 203 10 30 6 8 245 28 126 24 6 59 44 10,287 9 2,434 9,720 2,938 17 42 35,255 17,501 179 22 10 17 595 14 6			15 3 8 52 13 51 46 46 176 63 1,125 374 28 56 150 16,983 635 50 13 33,244 4,480 570 13 289 90 14 31	HAMILTON VIANDE FUMEE OU SALEE VIANDES ET PREP.NDA EPOMAGE PROD.LAIT.,OEUFs,MIEL AVOINE SEMIOULE,FARINE DE MAIS PROD.BOUL.,PROD.CONG. PATES ALIM.PROD.CEREAL FRUITS, BAIES FRAIS FRUITS, BAIES CONGELES JUS DE FRUIT PULPE DE FRUIT, PUREE CONS. FRUITS NON BOITE FRUITS PREP. EN BOITE NOIX,SAUF OLEFAG.NDA LEGUMES, FRAIS LEGUMES, CONGELES LEGUMES, SECS PREP. DE LEGUMES NDA SUCRE BRUT MELASSE, BRUTE MELASSE,RAFFINEE PREP. A BASE DE SUCRE CACAO ET CHOCOLAT EPICES BOYAUX A SAUCISSES DIV.PREP.ALIM.NDA SON,ISSUES DE CEREALES CEREALES MOULUES NDA FARINE TOURT,GR.SOYA BOISSONS NON-ALCOOLIQ. VINS BOISS.ALCOOL.DIST. TABACS NDA PEAUX ET CUIRS BRUT GRAINES DE SEMENCE NDA GRAINE DE SOYA PROD.PEPINIERE,SERRE CAOUTCHOUC GOMMES NAT. PR.BRUTS ORIG.VEG.NDA FIBRES TEXTILES NDA MINERAL,CONC.DE FER MINER.DE CUIVRE-NICKEL DECHETS DE FER, DACIER DECHETS METAL.NON FER. POUS.GUEUL.SCOR.PROD. MATIERES ARGIL.NDA PIEPRE BRUTE NDA SPATH FLUOR ROCHE PHOSPHATEE DECHETS DE COTON,TEXT. DECHETS ET REBUTS NDA CUIP DEMI-PROD.CAOUTCHOUC BOIS D'OEUVRE ET CHARP. PLACAGES,CONTRE-PLAQ. DEMI-PRODUITS EN BOIS PAPIER NDA CARTON

TABLE 9. CARGOES HANDLED AT GREAT LAKES PORTS, TO AND FROM FOREIGN COUNTRIES VIA ST. LAWRENCE RIVER.

TABLEAU 9. MARCHANDISES MANUTENTIONNEES DANS LES PORTS DES GRANDS LACS, POUR ET DE PAYS ETRANGERS VIA LE SAINT-LAURENT.

PORT AND COMMODITY	ARRIVED / ARRIVE			DEPARTED / PARTI			PORT ET MARCHANDISE
	NUMBER NOMBRE	NET TONNAGE TONNAGE NET	TONS UNLOADED TONNES DECHAR.	NUMBER NOMBRE	NET TONNAGE TONNAGE NET	TONS LOADED TONNES CHAR.	
BLOG.PAPER AND BOARD			14				PLAQ.CONSTR.,PAP/CART.
WET MACHINE BOARD			8			9	CARTON EN PATE PRESSE
CORDAGE,TWINE,ROPE			3,091				CORDAGE,FICELLE,CORDE
JUTE WOVEN FABRICS			23				TISSUS DE JUTE
TEXTILE FAB.MTL NES			128				OUVR.EN MAT.TEXT.NDA
SOYABEAN OIL						11,262	HUILE DE SOYA
OILS,FATS,WAXES NES						502	HUIL.MAT.GPES.CIRE NDA
METALLIC SALTS			433			978	SELS METALLIQUES
INORGANIC CHEMS. NES			7,318			8	PROD.CHIM.INORG.NDA
ORGANIC CHEMICALS NES			218			1,114	PROD.CHIM.ORGAN.NDA
POTASH						3	POTASSE
FERTILIZERS NES			38,777			2	ENGRAIS CHIMIQUE NDA
AGRICULTURAL CHEMICALS			101			781	PROD.CHIM.AGRICOLES
SYNTHETIC RUBBER						941	CADUTCHOUQ SYNTHETIQUE
PLASTIC MATERIALS			14				MATIERES PLASTIQUES
DYESTUFF,PIGMENT,PAINT			268				MAT.COLOR.PIG.PEINTURE
CHEM.SPECIALTIES NES			40			130	PROD.CHIM.SPFCIAUX NDA
FUEL OIL			72,737				MAZOUT
LUBRICATING OIL,GREASE						75	HUILE,GRAISSE LUBRIF.
COKE			15,000			46,050	COKE
COAL TAR,PITCH			1			31,840	GOUDRON,BRAI DE BOUIL.
PETROL.COAL PROD.NES			64,621			7,770	DERIVE PETR.CHARB.NDA
FERRO-ALLOYS			18				FERRO-ALLIAGES
PRIMARY IRON,STEEL NES			1,689				FER,ACIER PRIMAIR.NDA
CASTINGS,FORGINGS			9,194			2,162	MOUL.PIECES FORGEES
BAR AND RODS,STEEL			5,091			32,500	BARRES ET TIGES ACIER
PLATE & SHEET STEEL			3,759			121,151	TOLES,FEUILLES DACIER
STRUCTURAL SHAPES			11,213			1,506	PROFILES DE CONSTRUCT.
RAILS & TRACK MATERIAL			869				RAILS,MAT.VOIE FERREE
PIPES,TUBES:IRON,STEEL			1,173			145	TUYAUX,TUBES:FER,ACIER
WIRE			2,596			36	FIL METALLIQUE
ALUMINUM			18				ALUMINIUM
COPPER AND ALLOYS			41			193	CUIVRE ET ALLIAGES
NICKEL AND ALLOYS			497			70	NICKEL ET ALLIAGES
ZINC AND ALLOYS			22			157	ZINC ET ALLIAGES
NON-FERROUS METALS NES			128			6	METAUX NON-FERREUX NDA
METAL FAB.BASIC PROD.			1,293			1,135	OUVR.DE BASE EN METAL
BRICKS,TILES NES			449				BRICKES,TUILES NDA
GLASS BASIC PRODUCTS			2,900			411	OUVR.DE BASE EN VERRE
CEMENT			33			26	CIMENT
CEMENT BASIC PROD.						17	OUVR.DE BASE CIMENT
NON-MET.MIN.BASIC PROD			64			2,866	PROD.MIN.NON-MET.BASE
MISC.FABRICATED PROD.			151			25	OUVRAGES DIVERS
TRACTORS			1,432			3	TRACTEURS
MACHINERY NES			3,621			930	MACHINES NDA
PASS,AUTOS AND CHASSIS			3,659			8	VOITURES PART.,CHASSIS
TRUCKS AND CHASSIS			81			596	CAMIONS ET CHASSIS
MOTOR VEHICLE ENGINES			25			37	MOTEURS DE VEH.AUTOM.
ROAD MOTOR VEH. NES			120				VEH.AUTOM.POUTIERS NDA
SHIPS,AIRCRAFT,MIS.VEH			275				NAVIRES,AVIONS,VEH.DIV
RUBBER TUBES AND TUBES						16	PNEUS, CHAMBRES A AIR
EQUIPMENT MISC.			227			83	MATERIEL DIVERS
PERSONAL,HOUSEHOLD GOODS			273			70	APT.PERS.ET MENAGERS
FIREARMS,AMMUNITION			18				ARMES A FEU,MUNITIONS
CONTAINERS,CLOSURES			51			34	CONTENEURS,FERMETURES
MISC. FND PRODUCTS NES			64			15	PRODUITS FINIS DIV.NDA
GENERAL CARGO			199			181	MARCHANDISES DIVERSES
PORT TOTAL	201 *	675,167 *	362,689 *	140 *	429,477 *	324,434 *	TOTAL DU PORT
KINGSTON							KINGSTON
FUEL OIL			14,667				MAZOUT
PORT TOTAL	2 *	16,042 *	14,667 *	*	*	*	TOTAL DU PORT
LITTLE CURRENT							LITTLE CURRENT
COPPER ORE AND CONC.						3,540	MINERAL,CONC. CUIVRE
PORT TOTAL	*	*	*	2 *	2,906 *	3,540 *	TOTAL DU PORT
MARATHON							MARATHON
PULP						3,245	PATE
PORT TOTAL	*	*	*	1 *	1,412 *	3,245 *	TOTAL DU PORT
OAKVILLE							OAKVILLE
FUEL OIL			108,880				MAZOUT
PORT TOTAL	8 *	57,600 *	108,880 *	*	*	*	TOTAL DU PORT
OSHAWA							OSHAWA
BAR AND RODS,STEEL						12,248	BARRES ET TIGES ACIER
PORT TOTAL	*	*	*	4 *	4,592 *	12,248 *	TOTAL DU PORT
THUNDER BAY							THUNDER BAY
BARLEY						256,691	ORGE
WHEAT						1,206	BLÉ
OATS						128,579	AVOINE

TABLE 9. CARGOES HANDLED AT GREAT LAKES PORTS, TO AND FROM FOREIGN COUNTRIES VIA ST. LAWRENCE RIVER.

TABLEAU 9. MARCHANDISES MANUTENTIONNEES DANS LES PORTS DES GRANDS LACS, POUR ET DE PAYS ETRANGERS VIA LE SAINT-LAURENT.

PORT AND COMMDITY	ARRIVED / ARRIVE			DEPARTED / PARTI			PORT ET MARCHANDISE
	NUMBER NOMBRE	NET TONNAGE TONNAGE NET	TONS UNLOADED TONNES DECHAR.	NUMBER NOMBRE	NET TONNAGE TONNAGE NET	TONS LOADED TONNES CHAR.	
PYE						6,898	SEIGLE
WHEAT						71,936	BLE
MALT AND MALT FLOUR						5,988	MALT ET FARINE DE MALT
WHEAT FLOUR						5,576	FARINE DE BLE
VEGETABLES, DRIED						3,077	LEGUMES, SECS
SUGAR PREPARATIONS			26				PREP. A BASE DE SUCRE
HULLS, SCREENINGS, CHAFF						81,950	ECOLURES, CRIBLURES, BAL
CONC. COMPLETE FEEDS						15,940	CONC., PROV. COMPLETES
ALE, BEER, STOUT, PORTER			70				ALE, BIERE, STOUT, PORTER
WINES			77				VINS
DIST. ALCOHOLIC BEV.			549				BOISS. ALCOOL. DIST.
SEEDS FOR SOWING NES			1				GRAINES DE SEMENCE NDA
FLAXSEED						54,157	GRAINE DE LIN
MUSTARD SEED						15,837	GRAINE DE MOUTARDE
RAPESEED						65,596	GRAINE DE COLZA
IRON AND STEEL SCRAP						8,429	DECHETS DE FER, DACIER
STONE, CRUDE NES						2	PIERRE BRUTE NDA
LEATHER			6				CUIR
RUBBER FAB. MATERIALS			1				DEMI-PROD. CAOUTCHOUC
VENEER, PLYWOOD			1				PLACAGES, CONTRE-PLAQ.
PULP						6,189	PATE
NEWSPRINT PAPER						10,844	PAPIER JOURNAL
CORDAGE, TWINE, ROPE			369				CORDAGE, FICELLE, CORDE
ORGANIC CHEMICALS NES			145				PROD. CHIM. ORGAN. NDA
AGRICULTURAL CHEMICALS						550	PROD. CHIM. AGRICOLES
BARBS AND RODS, STEEL			68				BARRES ET TIGES ACIER
PLATE & SHEET STEEL			9,251				TOLES, FEUILLES DACIER
STRUCTURAL SHAPES			612				PROFILES DE CONSTRUCT.
PIPES, TUBES: IRON, STEEL			466				TUYAUX, TUBES: FER, ACIER
WIRE			431				FIL METALLIQUE
METAL FAB. BASIC PROD.			313				OUVR. DE BASE EN METAL
GLASS BASIC PRODUCTS			33				OUVR. DE BASE EN VERRE
CEMENT BASIC PROD.			33				OUVR. DE BASE CIMENT
MISC. FABRICATED PROD.			7				OUVRAGES DIVERS
TRACTORS			1,213				TRACTEURS
MACHINERY NES			1,761				MACHINES NDA
PASS. AUTOS AND CHASSIS			40			1	VOITURES PART., CHASSIS
MOTOR VEHICLE ENGINES			38				MOTEURS DE VEH. AUTOM.
RUBBER TIRES AND TUBES			41				PNEUS, CHAMBRES A AIR
EQUIPMENT MISC.			28				MATERIEL DIVERS
PERSONAL, HSEHOLD GOODS			23			8	ART. PERS. ET MENAGERS
MISC. END PRODUCTS NES			2				PRODUITS FINIS DIV. NDA
GENERAL CARGO			42				MARCHANDISES DIVERSES
PORT TOTAL	15 *	73,861 *	15,647 *	87 *	415,228 *	739,854 *	TOTAL DU PORT
PORT COLBORNE							PORT COLBORNE
PIG IRON						94,418	FER EN GUEUSE
PORT TOTAL	*	*	*	8 *	48,862 *	94,418 *	TOTAL DU PORT
PRESCOTT							PRESCOTT
FERTILIZERS NES			2,162				ENGRAIS CHIMIQUE NDA
PORT TOTAL	1 *	2,965 *	2,162 *	*	*	*	TOTAL DU PORT
ST. CATHARINES							ST. CATHARINES
ORES AND CONC. NES			36,205				MINERAIS ET CONC. NDA
INORGANIC CHEMS. NES						608	PROD. CHIM. INORG. NDA
NON-MET. MIN. BASIC PROD						65	PROD. MIN. NON-MET. BASE
PORT TOTAL	3 *	23,245 *	36,205 *	1 *	2,495 *	673 *	TOTAL DU PORT
SARNIA							SARNIA
VEGETABLES, DRIED						421	LEGUMES, SECS
VEGETABLE PREP. NES						347	PREP. DE LEGUMES NDA
TOBACCO NES						1,141	TABACS NDA
SEEDS FOR SOWING NES						11	GRAINES DE SEMENCE NDA
WASTE AND SCRAP NES						37	DECHETS ET REBUTS NDA
GLYCOL						8,476	GLYCOL
ORGANIC CHEMICALS NES			10,087			38,324	PROD. CHIM. ORGAN. NDA
AGRICULTURAL CHEMICALS						1,102	PROD. CHIM. AGRICOLES
SYNTHETIC RUBBER						41,557	CAOUTCHOUC SYNTHETIQUE
PLASTIC MATERIALS			6			18,034	MATIERES PLASTIQUES
CHEM. SPECIALTIES NES						1,719	PROD. CHIM. SPECIAUX NDA
FUEL OIL			26,080				MAZOUT
METAL FAB. BASIC PROD.			13				OUVR. DE BASE EN METAL
PASS. AUTOS AND CHASSIS						2	VOITURES PART., CHASSIS
PERSONAL, HSEHOLD GOODS						5	ART. PERS. ET MENAGERS
MISC. END PRODUCTS NES						1	PRODUITS FINIS DIV. NDA
PORT TOTAL	7 *	36,282 *	45,186 *	69 *	230,281 *	111,177 *	TOTAL DU PORT
SAULT STE. MARIE							SAULT STE. MARIE
COPPER ORE AND CONC.						3,095	MINERAL, CONC. CUIVRE
IRON AND STEEL SCRAP						30,832	DECHETS DE FER, DACIER
BLUDD PAPER			4,347				DRATE BLUON
NEWSPRINT PAPER						3,406	PAPIER JOURNAL

TABLE 9. CARGOES HANDLED AT GREAT LAKES PORTS, TO AND FROM FOREIGN COUNTRIES VIA ST. LAWRENCE RIVER.

TABLEAU 9. MARCHANDISES MANUTENTIONNEES DANS LES PORTS DES GRANDS LACS, POUR ET DE PAYS ETRANGERS VIA LE SAINT-LAWRENCE.

PORT AND COMMODITY	ARRIVED / ARRIVE			DEPARTED / PARTI			PORT ET MARCHANDISE
	NUMBER NOMBRE	NET TONNAGE TONNAGE NET	TONS UNLOADED TONNES DECHAR.	NUMBER NOMBRE	NET TONNAGE TONNAGE NET	TONS LOADED TONNES CHAR.	
COKE						3,816	COKE
CASTINGS, FORGINGS						22,054	MOUL. PIECES FORGEES
MACHINERY NES			200				MACHINES NDA
PORT TOTAL	2 *	3,853 *	2,287 *	15 *	92,945 *	72,293 *	TOTAL DU PORT
THOROLD							THOROLD
ALUMINA, BAUXITE DRES			92,068				MINERAIS ALUMINE, BAUX.
PULP						14,756	PATE
ORGANIC CHEMICALS NES			1,282				PROD. CHIM. ORGAN. NDA
FERRD-ALLOYS						1,116	FERRD-ALLIAGES
COPPER AND ALLOYS			443				CUIVRE ET ALLIAGES
NICKEL AND ALLOYS			3,579				NICKEL ET ALLIAGES
NON-FERROUS METALS NES			132				METAUX NON-FERREUX NDA
BRICKS, TILES NES			1				BRICKS, TILES NDA
EQUIPMENT MISC.			3				MATERIEL DIVERS
PERSONAL, HOUSEHOLD GOODS			1				ART. PERS. ET MENAGERS
CONTAINERS, CLOSURES			2				CONTENEURS, FERMETURES
PORT TOTAL	13 *	69,620 *	98,513 *	6 *	13,635 *	15,872 *	TOTAL DU PORT
TORONTO							TORONTO
CATTLE			23				BOVINS
MEAT, FRESH OR FROZEN			813			314	VIANDE, FRAICHE / CONG.
MEAT, CURED			19			589	VIANDE FUMEE OU SALEE
MEAT AND MEAT PREP. NES			501			39	VIANDES ET PREP. NDA
FISH, FRESH OR FROZEN			741			2	POISSON, FRAIS OU CONG.
FISH, SALTED OR CURED			28			2	POISSON, SALE OU FUME
FISH, CANNED			2,259			4	POISSON EN BOITES
SHELL FISH, NES			59				MOLLUSQUES CRUST., NDA
CHEESE			446			10	FROMAGE
MILK POWDER						1,161	LAIT EN POUFRE
DAIRY PROD., EGGS, HONEY			10			23	PROD. LAIT., OEUFS, MIEL
OATS						25	AVOINE
WHEAT FLOUR						19	FARINE DE BLE
CEREALS MILLED, NES			8			335	CEREALES MOULUES, NDA
BAKERY PROD., INC. FROZEN			64			49	PROD. BOUL., PROD. CONG.
MACAPONI, CEREAL PROD.			310				PATES ALIM., PROD. CEREAL
FRESH FRUITS, BERRIES			2,324				FRUITS, BAIES FRAIS
FROZEN FRUITS, BERRIES			22				FRUITS, BAIES CONGEELES
DRIED FRUITS			411				FRUITS SECS
FRUIT JUICES			611				JUS DE FRUIT
FRUIT PULP, PUREE			40				PULPE DE FRUIT, PUREE
FRUIT, PRES., NOT CANNED			2,600			15	CONS. FRUITS NON BOITE
FRUITS, PREP., CANNED			3,951				FRUITS PREP. EN BOITE
PEANUTS			195			141	CACAHUETES
NUTS, EXC. OIL NUTS NES			789				NOIX, SAUF OLEAG. NDA
VEGETABLES, FRESH			329			66	LEGUMES, FRAIS
VEGETABLES, FROZEN			28			31	LEGUMES, CONGEELES
VEGETABLES, DRIED			27			937	LEGUMES, SECS
VEGETABLE PREP. NES			6,964			660	PREP. DE LEGUMES NDA
RAW SUGAR			150,255				SUCRE BRUT
MOLASSES, CRUDE			21,600				MELASSE, BRUTE
SUGAR PREPARATIONS			419			1	PREP. A BASE DE SUCRE
COCOA AND CHOCOLATE			1,930			51	CACAO ET CHOCOLAT
COFFEE			545				CAFE
TEA			431				THE
SPICES			567			1	EPICES
VINEGAR			6				VINAIGRE
SAUSAGE SKINS, CASINGS						110	BOYAUX A SAUCISSES
MISC. FOOD PREP. NES			20,776			1,592	DIV. PREP. ALIM. NDA
GROUND CEREALS NES			57			776	CEREALES MOULUES NDA
SOYA, OIL MEAL, CAKE						49,972	FARINE TOURT. GR. SOYA
OIL SEED MEAL, CAKE NES						6,363	FAR. TOURT. OLEAG. NDA
FEEDS OF ANIMAL ORIGIN						527	PROD. D'ORIGINE ANIMALE
CONC., COMPLETE FEEDS			190			313	CONC., PROD. COMPLETEES
NON-ALCOHOLIC BEVERAGE			228				BOISSONS NON-ALCOOLIQ.
ALE, BEER, STOUT, PORTER			431			1	ALE, BIERE, STOUT, PORTER
WINES			2,451			149	VINS
FERM. ALCOHOLIC BEV.			16				BOISS. ALCOOL. FERME.
DIST. ALCOHOLIC BEV.			11,234			74	BOISS. ALCOOL. DIST.
CIGARETTES						6	CIGARETTES
TORACCO NES			172			743	TABACS NDA
RAW HIDES AND SKINS			560			7,339	PEAUX ET CUIRS BRUT
CRUDE ANIMAL PROD. NES			1			334	PR. BRUTS ORIG. ANIM. NDA
SEEDS FOR SOWING NES			115			380	GRAINES DE SEMENCE NDA
SOYA BEANS						55	GRAINE DE SOYA
OIL SEEDS, NUTS NES			36			2,000	GRAINES, NOIX OLEAG. NDA
NURSERY, GREENHOUSE STOCK			367			34	PROD. PERNIERE, SERRE
RUBBER, ALLIED GUMS, NAT			17,822			2	CAOUTCHOUC GOMMES NAT.
CRUDE VEG. PROD. NES			165				PR. BRUTS ORIG. VEG. NDA
LOGS			792			1,095	BILLES
CRUDE WOOD MTL. NES			8				MATIERES BOIS BRUT NDA
WOOL AND ANIMAL HATS			220			7	LAIN, POILS DANIMAL
TEXTILE FIBRES NES			4,228			90	FIBRES TEXTILES NDA

TABLE 9. CARGOES HANDLED AT GREAT LAKES PORTS, TO AND FROM FOREIGN COUNTRIES VIA ST. LAWRENCE RIVER.

TABLEAU 9. MARCHANDISES MANUTENTIONNEES DANS LES PORTS DES GRANDS LACS, POUR ET DE PAYS ETRANGERS VIA LE SAINT-LAURENT.

PORT AND COMMODITY	ARRIVED / ARRIVE		DEPARTED / PARTI		PORT ET MARCHANDISE	
	NUMBER NOMBRE	NET TONNAGE TONNAGE NET	TONS UNLOADED TONNES DECHAR.	NUMBER NOMBRE		NET TONNAGE TONNAGE NET
IRON ORE AND CONC			4			MINERAI, CONC. DE FER
DRES AND CONC. NES			55		7	MINERAIS ET CONC. NDA
IRON AND STEEL SCRAP					41,593	DECHETS DE FER, DACIER
NON-FERROUS MET. SCRAP					3,747	DECHETS METAL. NON FER.
SLAG, DROSS, BY-PRODUCTS					521	POUS. GUEUL. SCOR. PROD.
CLAY MATERIALS NES					128	MATIERES ARGIL. NDA
CRUSHED STONE			7			PIERRE CONCASSEE
STONE, CRUDE NES			2,539		13	PIERRE BRUTE NDA
BARYTES, NATURAL			17			BARYTINE NATURELLE
SALT			6			SEL
CRUDE NON-MET. MIN. NES			291		244	MIN. NON-MET. BRUTS NDA
COTTON, TEXTILE WASTE			426		1,809	DECHETS DE COTON, TEXT.
WASTE AND SCRAP NES					1,333	DECHETS ET REBUTS NDA
LEATHER			101		1	CUIR
RUBBER FAB. MATERIALS			165		1	DEMI-PROD. CAOUTCHOUC
LUMBER AND TIMBER			7,998		5,173	BOIS D'OEUVRE ET CHARP.
FLOORING					306	LAMES POUR PARQUET
SHINGLES AND SHAKES					28	BARDEAUX, BARD. FACADE
SAWMILL PRODUCTS NES					40	SCIAGES NDA
VENEER, PLYWOOD			14,821		223	PLACAGES, CONTRE-PLAQ.
WOOD FAB. MATERIALS			302		31	DEMI-PRODUITS EN BOIS
PULP					504	PATE
NEWSPRINT PAPER					103	PAPIER JOURNAL
PAPER NES			250		457	PAPIER NDA
PAPERBOARD			79		22	CARTON
BLDG. PAPER AND BOARD			1,645		9	PLAQ. CONSTR., RAP/CART.
WET MACHINE BOARD			61		594	CARTON EN PATE PRESSE
CORDAGE, TWINE, ROPE			2,209			CORDAGE, FICELLE, CORDE
JUTE WOVEN FABRICS			329			TISSUS DE JUTE
TEXTILE FAB. MTL NES			2,152		86	OUVR. EN MAT. TEXT. NDA
ANIMAL OILS, EXC. MARINE			10		4,599	HUIL. ANIM. SAUF AN. MAR.
FISH, MARINE ANIMAL OIL			38			HUIL. DE POISSON, AN. MAR.
SOYABEAN OIL					11,159	HUIL. DE SOYA
VEG. OILS, FATS NES			37,707		3,685	HUIL. MAT. GRAS. VEG. NDA
OILS, FATS, WAXES NES			998		5,582	HUIL. MAT. GRAS. CIRE NDA
METALLIC SALTS			734		138	SELS METALLIQUES
INORGANIC CHEMS. NES			1,853		252	PROD. CHIM. INORG. NDA
GLYCOL					63	GLYCOL
ORGANIC CHEMICALS NES			10,365		2,526	PROD. CHIM. ORGAN. NDA
POTASH			33			POTASSE
FERTILIZERS NES			141		22	ENGRAIS CHIMIQUE NDA
AGRICULTURAL CHEMICALS			73		209	PROD. CHIM. AGRICOLLES
SYNTHETIC RUBBER			501		572	CAOUTCHOUC SYNTHETIQUE
PLASTIC MATERIALS			3,382		1,855	MATIERES PLASTIQUES
DYESTUFF, PIGMENT, PAINT			246		236	MAT. COLOP. PIG. PEINTURE
CHEM. SPECIALTIES NES			1,284		325	PROD. CHIM. SPECIAUX NDA
FUEL OIL			172,907		141	MAZOUT
LUBRICATING OIL, GREASE			6,731		136	HUIL. GRAISSE LUBRIF.
COAL TAR, BITCH			44			GOUDRON, BRAI DE BOUIL.
PETROL, COAL PROD. NES			11,896		311	DERIVE PETR. CHARB. NDA
FERRO-ALLOYS			100		16	FERRO-ALLIAGES
PRIMARY IRON, STEEL NES			999		2,093	FER, ACIER PRIMAIR. NDA
CASTINGS, FORGINGS			103			MOUL. PIECES FORGEES
BARNS AND RODS, STEEL			14,355		17,836	BARRES ET TIGES ACIER
PLATE & SHEET STEEL			26,256		2,426	TOLES, FEUILLES DACIER
STRUCTURAL SHAPES			21,036		767	PROFILES DE CONSTRUCT.
RAILS & TRACK MATERIAL			251			RAILS, MAT. VOIE FERREE
PIPES, TUBES: IRON, STEEL			6,059		266	TUYAUX, TUBES: FER, ACIER
WIRE			4,640		86	FIL METALLIQUE
ALUMINIUM			1,237		925	ALUMINIUM
COPPER AND ALLOYS			119		18,815	CUIVRE ET ALLIAGES
LEAD AND ALLOYS					276	PLOMB ET ALLIAGES
NICKEL AND ALLOYS					1,603	NICKEL ET ALLIAGES
ZINC AND ALLOYS			28			ZINC ET ALLIAGES
NON-FERROUS METALS NES			1,759		668	METAUX NON-FERREUX NDA
METAL FAB. BASIC PROD.			23,626		888	OUVR. DE BASE EN METAL
BUILDING BRICK, CLAY			196		134	BRIQ. A BATIR ARGILE
BRICKS, TILES NES			1,135		121	BRIQUES, TILES NDA
GLASS BASIC PRODUCTS			5,494		2,597	OUVR. DE BASE EN VERRE
ASBESTOS BASIC PROD.			23			OUVR. DE BASE AMIANTE
CEMENT			1,049		20	CIMENT
CEMENT BASIC PROD.			37			OUVR. DE BASE CIMENT
NON-MET. MIN. BASIC PROD.			1,780		1,735	PROD. MIN. NON-MET. BASE
MISC. FABRICATED PROD.			6,149		53	OUVRAGES DIVERS
TRACTORS			2,041		2,060	TRACTEURS
MACHINERY NES			15,240		5,441	MACHINES NDA
RAILWAY ROLLING STOCK			149		2,679	MAT. ROUL. DE CH. DE FER
PASS. AUTOS AND CHASSIS			17,429		4,632	VOITURES PART., CHASSIS
TRUCKS AND CHASSIS					69	CAMIONS ET CHASSIS
MOTOR VEHICLE ENGINES			963		787	MOTEURS DE VEH. AUTOM.
ROAD MOTOR VEH. NES			66		55	VEH. AUTOM. ROUTIERS NDA
SHIPS, AIRCRAFT, MIS. VEH			249		80	NAVIRES, AVIONS, VEH. DIV
RUBBER TIRES AND TUBES			414		72	PNEUS, CHAMBRES A AIR


TABLE 9. CARGOES HANDLED AT GREAT LAKES PORTS, TO AND FROM FOREIGN COUNTRIES VIA ST. LAWRENCE RIVER.

TABLEAU 9. MARCHANDISES MANUTENTIONNEES DANS LES PORTS DES GRANDS LACS, POUR ET DE PAYS ETRANGERS VIA LE SAINT-LAURENT.

PORT AND COMMODITY	ARRIVED / ARRIVE			DEPARTED / PARTI			PORT ET MARCHANDISE
	NUMBER NOMBRE	NET TONNAGE TONNAGE NET	TONS UNLOADED TONNES DECHAR.	NUMBER NOMBRE	NET TONNAGE TONNAGE NET	TONS LOADED TONNES CHAR.	
EQUIPMENT MISC.			4,117			2,104	MATERIEL DIVERS
PERSONAL, HSEHOLD GOODS			14,305			1,747	ART. PERS. ET MENAGERS
FIREARMS, AMMUNITION			110			5	ARMES A FEU, MUNITIONS
CONTAINERS, CLOSURES			3,597			5,452	CONTENEURS, FERMETURES
MISC. END PRODUCTS NES			2,151			725	PRODUITS FINIS DIV. NDA
GENERAL CARGO			39,393			20,121	MARCHANDISES DIVERSES
PORT TOTAL	498 *	1,903,060 *	758,859 *	321 *	981,900 *	262,575 *	TOTAL DU PORT
WELLAND							WELLAND
NON-MET. MIN. BASIC PROD						1,879	PROD. MIN. NON-MET. BAS
PORT TOTAL	*	*	*	3 *	4,467 *	1,879 *	TOTAL DU PORT
WINDSOR							WINDSOR
FRUIT, PRES. NOT CANNED			90				CONS. FRUITS NON BUITE
VEGETABLES, FRESH						48	LEGUMES, FRAIS
VEGETABLES, FROZEN						1,098	LEGUMES, CONGELES
VEGETABLE PREP. NES			1,770			68	PREP. DE LEGUMES NDA
SPICES			1				EPICES
MISC. FOOD PREP. NES						23	DIV. PREP. ALIM. NDA
TOBACCO NES						16,674	TABACS NDA
LIMESTONE			10,145				PIERRE CALCAIRE
FLUORSPAR			11,374				SPATH FLUOR
SALT						12,735	SEL
ORGANIC CHEMICALS NES						364	PROD. CHIM. ORGAN. NDA
SYNTHETIC RUBBER						132	CAOUTCHOUC SYNTHETIQUE
BARBS AND RODS, STEEL			73				BARRES ET TIGES ACIER
EQUIPMENT MISC.						26	MATERIEL DIVERS
PERSONAL, HSEHOLD GOODS						1	ART. PERS. ET MENAGERS
CONTAINERS, CLOSURES						3	CONTENEURS, FERMETURES
PORT TOTAL	6 *	17,064 *	23,453 *	15 *	45,181 *	31,172 *	TOTAL DU PORT
TOTAL - CANADA	771 **	2,649,009 **	1,575,229 **	679 **	2,295,469 **	1,682,722 **	TOTAL - CANADA

TABLE 10. TUGS DEPARTED FROM CANADIAN PORTS IN INTERNATIONAL SEABORNE SHIPPING, BY PORT.
 TABLEAU 10. MOUVEMENTS INTERNATIONAUX DE REMORQUEURS EN PROVENANCE DE PORTS CANADIENS, PAR PORTS.

PROVINCE - PORT	NUMBER / NOMBRE	GROSS TONS / TONNES BRUTS
NEWFOUNDLAND / TERRE-NEUVE		
FORTUNE	1	1
TOTAL - PROVINCE	1 *	1 *
NOVA SCOTIA / NOUVELLE-ECOSSE		
DIGBY	1	47
HALIFAX	2	292
MARGARETSVILLE	1	1
PICTOU	1	1
NS.-NES/N-F.-NDA	1	32
TOTAL - PROVINCE	6 *	373 *
NEW BRUNSWICK / NOUVEAU-BRUNSWICK		
SAINT JOHN	7	61
N.B.-NES/NDA	1	19
TOTAL - PROVINCE	8 *	80 *
QUEBEC / QUEBEC		
BAYE COMEAU	1	3
GASPE	1	252
MONTREAL	11	979
QUEBEC	2	74
QUEBEC-NES/NDA	1	49
TOTAL - PROVINCE	16 *	1,357 *
ONTARIO / ONTARIO		
AMHERSTBURG	4	196
CORNWALL	2	178
HAMILTON	24	2,275
KINGSTON	1	182
LITTLE CURRENT	7	2,814
MAPATHON	2	52
OWEN SOUND	1	89
PORT COLBORNE	2	428
PRESOTT	1	1
ST. CATHARINES	1	1
SARNIA	1	96
SAULT STE. MARIE	9	272
TORONTO	3	361
WINDSOR	484	14,580
ONTARIO-NES/NDA	4	97
TOTAL - PROVINCE	546 *	21,622 *
BRITISH COLUMBIA / COLOMBIE-BRITANNIQUE		
BAMBERTON	2	134
BLUBBER BAY	50	20,795
BRITANNIA BEACH	19	690
CAMPBELL RIVER	27	1,457
CENTRE BAY	1	4
CHEMATNUS	51	1,284
COURTENAY	1	10
COWICHAN BAY	4	144
CROFTON	23	917
ESQUIMALT	3	117
GOLD RIVER	14	890
KITTIMAT	1	132
MARBLE BAY	83	1,558
NANAIMO	20	731
NEW WESTMINSTER	40	1,108
PORT ALBERTI	32	2,660
PORT MELLON	1	43
POWELL RIVER	30	1,607
PRINCE RUPERT	193	18,500
QUATSINO	1	159
SOOKE	2	110
SQUAMISH	28	2,652
VANANDA	50	1,196
VANCOUVER	907	35,595
VICTORIA	351	16,045
BC-NES/C-B.-NDA	8	250
TOTAL - PROVINCE	1,943 *	108,788 *
TOTAL - CANADA	2,520 **	132,221 **



APPENDIX - A - APPENDICE

List of Canadian Ports - Liste des ports canadiens

NEWFOUNDLAND - TERRE-NEUVE

Aguathuna
Argentia
Baie Verte
Bay Roberts
Bell Island
Botwood
Burin
Carmanville
Catalina
Clarenville
Corner Brook (incl. Hughes Brook, Curling,
Humbermouth)
Fortune
Goose Bay
Grand Bank
Harbour Breton
Harbour Grace
Hare Bay
Hawke Bay
Holyrood
Lewisporte
Little Bay
Long Pond (Manuels)
Marystown
Port aux Basques
Port Hope Simpson
Long Harbour
St. Albans
St. John's
St. Lawrence
Stephenville (incl. St. George's Flat Bay, Flat
Point, Turf Point)
Tilt cove
Tommy's Arm
All other Newfoundland ports - Tous autres
ports de Terre-Neuve

PRINCE EDWARD ISLAND - ÎLE-DU-PRINCE-ÉDOUARD

Charlottetown
Souris
Summerside (Borden)
All other Prince Edward Island ports - Tous
autres ports de l'Île-du-Prince-Édouard

NOVA SCOTIA - NOUVELLE-ÉCOSSE

Annapolis Royal
Baddeck
Bridgewater
Digby
Halifax
Hantsport
Little Narrows
Liverpool (Brooklyn)
Lunenburg
Margaretsville
Mulgrave
North Sydney
Parrsboro
Pictou

NOVA SCOTIA - Concluded - NOUVELLE-ÉCOSSE - fin

Port Hawkesbury (incl. Point Tupper)
Pugwash
Sheet Harbour
Shelburne
Sydney (Pt. Edward)
Walton
Weymouth
Wolfville (incl. Pt. Williams)
Yarmouth
All other Nova Scotia ports - Tous autres ports
de la Nouvelle-Écosse

NEW BRUNSWICK - NOUVEAU-BRUNSWICK

Bathurst
Belledune
Campbellton
Caraquet
Chatham
Dalhousie
Grand Manan (North Head)
Moncton
Newcastle (Bridgetown)
Richibucto
Saint John
St. Andrews
St. Stephen
All other New Brunswick ports - Tous autres ports
du Nouveau-Brunswick

QUÉBEC

Baie Comeau
Beloeil
Bic
Cap Chat
Carleton
Chandler
Chicoutimi
Contrecoeur
Donnacona
Forestville
Gaspé
Godbout
Grande Vallée
Grindstone
Havre St. Pierre
Lanoraie
Les Escoumins
Matane
Mont Louis
Montréal
Pentecôte
Pointe-au-Pic
Pointe-Noire (Clarke City)
Port Alfred
Port Cartier
Port Menier
Québec
Rimouski

List of Canadian Ports - Continued - Liste des ports canadiens - suite

QUÉBEC - Concluded

Rivière-du-Loup
St. Jean Port Joli
St. Siméon
Ste. Anne des Monts
Sacré-Coeur
Sept.-Îles
Sorel
Trois-Pistoles
Trois-Rivières
Valleyfield
Varennes
Northern Quebec ports - Ports du nord
de Québec
All other Quebec ports - Tous autres ports de
Québec

ONTARIO

Amherstburg
Belleville
Britt
Brockville
Byng Inlet
Cardinal
Clarkson
Cobourg
Colborne
Collingwood
Cornwall
Courtright
Cutler
Depot Harbour
Erieau
Goderich
Hamilton
Killarney
Kingston
Kingsville
Lakeview
Little Current
Marathon
Michipicoten Harbour
Midland
Morrisburg
Nipigon
Oakville (Bronte)
Oshawa
Owen Sound
Parry Sound
Picton
Port Arthur - Fort William
Port Burwell
Port Colborne
Port Credit
Port Hope
Port Lambton
Port Maitland
Port McNicoll
Port Stanley
Prescott
Red Rock
St. Catharines (Port Weller, Pt. Dalhousie)

ONTARIO - Concluded

Sarnia
Sault Ste. Marie (Marks Bay, Mill Pond)
Sombra
Thorold
Toronto
Trenton
Wallaceburg
Welland
Whitby
Windsor (Walkerville, Sandwich, Ojibway,
Riverside)
Northern Ontario ports - Ports du nord
d'Ontario
All other Ontario ports - Tous autres ports
d'Ontario

MANITOBA

Churchill
All other Manitoba ports - Tous autres ports du
Manitoba

BRITISH COLUMBIA - COLOMBIE-BRITANNIQUE

Alert Bay
Andy's Bay
Bamberton
Beaver Cove
Bedwell Sound
Beecher Bay
Bella Coola (S. Bentlack Arm)
Blind Bay
Blubber Bay
Britannia Beach
Campbell River (Duncan Bay)
Centre Bay
Chemainus
Clam Bay
Clio Bay
Coal Harbour
Courtenay
Cowichan Bay
Crofton (Croft Hill)
Esquimalt
Fair Harbour
Furry Creek
Gold River
Gowland Harbour
Hastings Arm
Jedway
Jervis Inlet
Kimsquit
Kitkatla
Kitimat
Knight Inlet
Ladysmith
Lake Bay
Little Espinosa Inlet
Long Bay
Loughborough Inlet
Lyall Harbour

List of Canadian ports - Concluded - Liste des ports canadiens - fin

BRITISH COLUMBIA - Continued - COLOMBIE-BRITANNIQUE - suite

Mahatta River
Malksope Inlet
Marble Bay
Marpole
Masset
Menzies Bay
Moresby Camp
Namu
Nanaimo (Harmac)
New Westminster
North Arm Fraser River
Ocean Falls
Port Alberni
Port Hardy (Hardy Bay)
Port Harvey
Port Mellon
Port McNeill
Port Renfrew
Powell River
Prince Rupert
Quatsino
Ragged Island
Roberts Bank
Saanichton
Sandpoint
Smita River
Shannon Bay
Siwasa (Okiisotlo)

BRITISH COLUMBIA - Concluded - COLOMBIE-BRITANNIQUE - fin

Skidegate
Smith Inlet
Sooke
South Bay
Squamish
Tasu
Tahsis
Teakerne Arm
Texada
Toquart
Ucluelet
Vananda
Vancouver (incl. Port Moody, North Arm, Ioco, Burnaby, English Bay, False Creek, Dollarton)
Vanguard
Victoria
Watson Island
West Bay
Zeballos
All other British Columbia ports - Tous autres ports de la Colombie-Britannique

NORTHWEST TERRITORIES - TERRITOIRES DU NORD-OUEST

Frobisher Bay
All other Northwest Territories ports - Tous autres ports des Territoires du Nord-Ouest

APPENDIX - B - APPENDICE

List of Commodities

Marchandise

LIVE ANIMALS

Cattle
Live animals, n.e.s.

ANIMAUX VIVANTS

Bovins
Animaux vivants, n.d.a.

FOOD, FEED, BEVERAGES AND TOBACCO

Meat and Meat Preparations

Meat, fresh, chilled or frozen
Meat, cured
Meat and meat preparations, n.e.s.

ALIMENTS, ALIMENTS POUR ANIMAUX, BOISSONS ET TABACS

Viandes et préparations de viande

Viandes fraîches, refroidies ou congelées
Viandes salées ou fumées
Viandes et préparations de viande, n.d.a.

Fish and Marine Animals

Fish, fresh, chilled or frozen
Fish, smoked, salted, dried or pickled
Fish, canned
Lobster
Shell fish n.e.s.; meat of marine animals; and other fishery foods and feeds

Poisson et animaux marins

Poisson frais, refroidi ou congelé
Poisson fumé, salé, séché ou mariné
Poisson, en boîtes
Homard
Coquillages, n.d.a.; viande d'animaux marins; et autres aliments de poisson et aliments de poisson pour animaux

Dairy Produce, Eggs and Honey

Butter
Cheese
Milk powder
Dairy produce, n.e.s.; eggs and honey

Produits laitiers, oeufs et miel

Beurre
Fromage
Lait en poudre
Produits laitiers, n.d.a.; oeufs et miel

Grain, Flour, Meal and Cereal Preparations

Barley
Corn
Oats
Rye
Wheat
Cereals, unmilled, n.e.s.
Corn meal and flour
Corn starch
Malt and malt flour
Wheat flour
Cereals, milled, n.e.s.
Bakery products, incl. those frozen

Céréales, farine, et préparations de céréales

Orge
Maïs
Avoine
Seigle
Blé
Céréales, non moulues, n.d.a.
Semoule et farine de maïs
Fécule de maïs
Malt et farine de malt
Farine de blé
Céréales moulues, n.d.a.
Produits de boulangerie, y compris produits congelés
Pâtes alimentaires et produits céréaliers, substances farineuses et farine utilisées comme aliments

Macaroni and cereal products, and farinaceous substances and flour for use as food

Fruits and Fruit Preparations

Apples (incl. crab-apples)
Bananas and plantains
Fresh or chilled fruits and berries, n.e.s.
Frozen fruits and berries
Dried and dehydrated fruits
Fruit juices, unfermented, not concentrated, and fruit juice concentrates
Fruit pulp and purée (not canned)
Fruits, preserved, not canned, n.e.s.
Fruits and preparations, canned (exc. infant foods)

Fruits et préparations de fruits

Pommes (y compris pommettes)
Bananes et bananes des Antilles
Baies et fruits frais ou refroidis, n.d.a.
Baies et fruits congelés
Fruits séchés ou déshydratés
Jus de fruits, non fermentés, non concentrés et concentrés de jus de fruits
Pulpe et purée de fruits (non en boîtes)
Fruits, conservés, mais non en boîtes, n.d.a.
Fruits et préparations, en boîtes (sauf aliments pour bébés)

List of Commodities — Continued

FOOD, FEED, BEVERAGES AND TOBACCO —

Concluded:

Nuts, Except Oil Nuts

Peanuts, roasted or otherwise prepared
Nuts, except oil nuts, n.e.s.

Vegetables and Vegetable Preparations

Potatoes
Vegetables, fresh or chilled, n.e.s.
Vegetables, frozen
Vegetables, dried
Vegetables and vegetable preparations, n.e.s.

Sugar and Sugar Preparations

Raw sugar
Sugar, n.e.s.
Molasses, crude
Molasses, refined
Syrup
Sugar preparations (incl. confectionery)

Cocoa, Coffee, Tea and Spices

Cocoa and chocolate
Coffee
Tea
Spices
Vinegar

Margarine, Shortening and Lard

Margarine and similar products
Shortening
Lard

Miscellaneous Foods, Food Materials and Food Preparations

Sausage skins or casings
Miscellaneous foods, food materials and food preparations, n.e.s.

Fodder and Feed, Except Unmilled Cereals

Hay, forage and straw
Hulls, screenings, chaff and scourings
Wheat bran, shorts and middlings
Ground cereals and by-products, n.e.s.
Cottonseed oil meal and cake
Soyabean oil meal and cake
Oil seed meals and cake, n.e.s.
Brewers' and distillers' grains and solubles
Feeds of vegetable origin, n.e.s.
Feeds of animal origin
Concentrated and complete feeds

Beverages

Non-alcoholic beverages
Ale, beer, stout and porter
Wines
Fermented alcoholic beverages, n.e.s.
Distilled alcoholic beverages

Tobacco

Cigarettes
Tobacco, n.e.s.

Marchandise — suite

ALIMENTS, ALIMENTS POUR ANIMAUX, BOISSONS ET TABACS — fin:

Noix, sauf noix oléagineuses

Cacahouètes, grillées ou autrement préparées
Noix, sauf noix oléagineuses, n.d.a.

Légumes et préparations de légumes

Pommes de terre
Légumes, frais ou refroidis, n.d.a.
Légumes, congelés
Légumes, séchés
Légumes et préparations de légumes, n.d.a.

Sucre et préparations à base de sucre

Sucre brut
Sucre, n.d.a.
Mélasse, brute
Mélasse, raffinée
Sirop
Préparations à base de sucre (y compris confiserie)

Cacao, café, thé et épices

Cacao et chocolat
Café
Thé
Épices
Vinaigre

Margarine, shortening et saindoux

Margarine et produits semblables
Shortening
Saindoux

Aliments divers, matières nutritives et préparations alimentaires

Enveloppes et boyaux à saucisses
Aliments divers, matières nutritives et préparations alimentaires, n.d.a.

Fourrage et aliments pour animaux, sauf céréales non moulues

Foin, fourrages et paille
Écalures, criblures, rebuts et impuretés
Son, remoulage et issues de blé
Céréales moulues et sous-produits, n.d.a.
Tourteau et farine de graine de coton
Tourteau et farine de graine de soya
Tourteau de farine de graine oléagineuses, n.d.a.
Grains et solubles de brasserie et de distillerie
Aliments pour animaux d'origine végétale, n.d.a.
Aliments pour animaux d'origine animale
Aliments pour animaux concentrés et complets

Boissons

Boissons non alcooliques
Ale, bière, porter et stout
Vins
Boissons alcooliques fermentées, n.d.a.
Boissons alcooliques distillées

Tabacs

Cigarettes
Tabacs, n.d.a.

CRUDE MATERIALS, INEDIBLE

Crude Animal Products, Inedible (Except Fibres)

Raw hides and skins and undressed fur skins
Crude animal products, inedible (except fibres),
n.e.s.

Crude Vegetable Products, Inedible (Except Tobacco, Fibres and Wood)

Seeds for sowing, n.e.s.
Flaxseed
Mustard seed
Rapeseed
Soya beans
Oil seeds, oil nuts and oil kernels, n.e.s.
Nursery and greenhouse stock and related materials
Rubber and allied gums, natural, and natural gums and resins
Crude vegetable products, inedible (except tobacco, fibres and wood), n.e.s.

Crude Wood Materials

Logs
Bolts and round timber
Pulpwood
Crude wood materials, n.e.s.

Textile and Related Fibres (Including Waste)

Wool and fine animal hair suitable for spinning
Textile and related fibres (including waste),
n.e.s.

Metallic Ores, Concentrates, Scrap Metals and By-Products (Alternative Classification)

Alumina and bauxite ore
Copper ore and concentrates and matte and precipitates
Iron ore, crude, and concentrates, calcined, roasted or treated
Lead ore and concentrates
Manganese ore
Nickel-copper ore, nickel-copper matte or speiss, and nickel concentrates
Titanium ore
Zinc ore and concentrates
Ores, concentrates and precipitates, n.e.s.
Iron and steel scrap
Non-ferrous and precious metal scrap
Slags, drosses and other by-products

Coal, Crude Petroleum and Related Crude Products

Coal, bituminous, sub-bituminous, and lignite
Coal, n.e.s.
Crude petroleum, petroleum tops and natural gasoline
Crude petroleum, Canadian
Natural gas and other crude bituminous substances

MATIÈRES BRUTES NON COMESTIBLES

Produits bruts d'origine animale, non comestibles (sauf fibres)

Peaux et cuirs bruts et pelleteries non apprêtées
Produits bruts d'origine animale, non comestibles (sauf fibres), n.d.a.

Produits bruts d'origine végétale, non comestibles (sauf tabacs, fibres et bois)

Graines de semence, n.d.a.
Graine de lin
Graine de moutarde
Graine de colza
Fèves de soya
Graines, noix et amandes oléagineuses, n.d.a.
Produits de pépinière et de culture de serre et matières connexes
Caoutchouc et gommés semblables, naturels et gommés et résines naturelles
Produits bruts d'origine végétale, non comestibles (sauf tabacs, fibres et bois), n.d.a.

Matières en bois brut

Billes
Billots et bois ronds
Bois à pâte
Matières en bois brut, n.d.a.

Textiles et fibres connexes (y compris déchets)

Laine et poil fin d'animal pouvant être filés
Textiles et fibres connexes (y compris déchets),
n.d.a.

Minerais de métaux, concentrés, déchets de métaux et sous-produits (1re possibilité de classification)

Alumine et minerai de bauxite
Minerai, concentrés, matte et précipités de cuivre
Minerai de fer brut et concentrés calcinés, grillés ou traités
Minerai et concentrés de plomb
Minerai de manganèse
Minerai de nickel et de cuivre, matte ou speiss de nickel et de cuivre et concentrés de nickel
Minerai de titane
Minerai et concentrés de zinc
Minerais, concentrés et précipités, n.d.a.
Déchets de fer et d'acier
Déchets de métaux non ferreux et précieux
Scories, crasses et autres sous-produits

Charbon, pétrole brut et produits bruts connexes

Charbon bitumineux, sous-bitumineux et lignite
Charbon, n.d.a.
Pétrole brut, produits de tête et essence naturelle
Pétrole brut, canadien
Gaz naturel et autres substances bitumineuses brutes

List of Commodities - Continued

Marchandise - suite

CRUDE MATERIALS, INEDIBLE - Concluded:

Crude Non-metallic Minerals (Except Coal and Petroleum)

Asbestos, unmanufactured, crude and fibre
 Bentonite
 China clay
 Dolomite
 Clay and other crude refractory materials, n.e.s.
 Sand and gravel
 Limestone
 Crushed stone, incl. stone refuse (exc. lime-stone flux and crushed limestone)
 Stone, crude, n.e.s.
 Water and ice
 Barytes, natural
 Fluorspar
 Gypsum
 Phosphate rock
 Salt
 Sulphur in ores, crude and refined (exc. pharmaceutical grade)
 Crude non-metallic minerals (except coal and petroleum), n.e.s.

Waste and Scrap Materials, n.e.s.

Cotton and textile rags and waste
 Hogged fuel (wood)
 Waste and scrap materials, n.e.s.

FABRICATED MATERIALS, INEDIBLE

Leather

Leather
 Furs, dressed
 Rubber fabricated materials

Wood Fabricated Materials

Lumber and timber
 Flooring
 Railway ties
 Shingles and shakes
 Lath of wood
 Other sawmill products, n.e.s.
 Veneer, plywood and wood building boards
 Cooperage stock and box, crate and package
 Wood fabricated materials, n.e.s.

Pulp

Pulp

Paper and Paperboard

Newsprint paper
 Paper, n.e.s.
 Paperboard
 Building paper and building board (exc. wood, plastic and gypsum board)
 Wet machine board and converted paper

Textile Fabricated Materials

Cordage, twine and rope (exc. braided cords and threads)
 Jute broad woven fabrics
 Textile fabricated materials, n.e.s.

MATIÈRES BRUTES NON COMESTIBLES - fin:

Minéraux bruts non métalliques (sauf charbon et pétrole)

Amiante, non fabriqué, brut et en fibres
 Bentonite
 Kaolin
 Dolomite
 Argile et autres matières réfractaires brutes, n.d.a.
 Sable et gravier
 Pierre à chaux
 Pierre concassée, y compris rebuts de pierre (non compris castine et pierre à chaux concassée)
 Pierre brute, n.d.a.
 Eau et glace
 Barytine, naturelle
 Fluorine
 Gypse
 Roche phosphatée
 Sel
 Soufre dans les minerais, brut ou raffiné (sauf qualité pharmaceutique)
 Minéraux bruts non métalliques (sauf charbon et pétrole), n.d.a.

Matières de rebut et déchets, n.d.a.

Chiffons et déchets de textile et de coton
 Bois débité en copeaux (combustible)
 Matières de rebut et de déchet, n.d.a.

MATIÈRES TRAVAILLÉES, NON COMESTIBLES

Cuir

Cuir
 Fourrures apprêtées
 Demi-produits en caoutchouc

Demi-produits en bois

Bois d'oeuvre et bois de construction
 Revêtements de parquetage
 Traverses de voie ferrée
 Bardeaux et bardeaux fendus
 Latte de bois
 Autres sciages, n.d.a.
 Placage, contreplaqué et planches de construction
 Demi-produits de tonnellerie et planchages à boîtes, cageots et emballages
 Demi-produits en bois, n.d.a.

Pâte

Pâte

Papier et carton

Papier journal
 Papier, n.d.a.
 Carton
 Plaques de construction, papier et carton (sauf planches en bois, en plastique ou en gypse)
 Carton en pâte pressé et papier transformé

Ouvrages en matières textiles

Cordage, ficelle et corde (sauf cordes tressées et fils)
 Tissus de jute larges
 Ouvrages en matières textiles, n.d.a.

List of Commodities - Continued

FABRICATED MATERIALS, INEDIBLE -

Continued:

Oils, Fats, Waxes, Extracts and Derivatives, Animal and Vegetable

Animal oils and fats (exc. marine)

Fish and marine animal oils

Soyabean oil

Vegetable oils and fats, exc. essential oils, n.e.s.

Oils, fats, waxes, extracts and derivatives, animal and vegetable, n.e.s.

Chemicals and Related Products

Sulphuric acid (incl. oleum)

Metallic salts and peroxy salts, of inorganic acids

Inorganic chemicals, n.e.s.

Glycol

Organic chemicals, n.e.s.

Explosives, fuses and caps

Potash

Fertilizers and fertilizer materials, n.e.s.

Agricultural chemicals, formulated (crop and seed treatments and herbicides); other insecticides and rodenticides; and adhesives

Synthetic rubber (incl. rubber compounds and reclaimed rubber)

Plastic materials, not shaped, and plastics basic shapes and forms

Dyestuffs (exc. dyeing extracts); pigments, lakes and toners (exc. those in chemicals); and paints and related products

Chemical specialties, industrial, n.e.s.

Petroleum and Coal Products

Gasoline

Fuel oil

Lubricating oils and greases

Coke of petroleum and coal

Asphalts and road oils

Coal tar and coal pitch

Petroleum and coal products, n.e.s.

Iron and Steel and Alloys

Ferro-alloys

Pig iron

Primary iron and steel, n.e.s.

Castings and forgings (exc. pipes and fittings)

Bars and rods, steel

Plate, sheet and strip, steel

Structural shapes and sheet piling

Rails and railway track material

Pipes and tubes, iron and steel (exc. fittings and finished electrical conduit and tubing)

Wire (incl. wire rope)

Non-Ferrous Metals

Aluminum (including alloys)

Copper and alloys

Lead and alloys

Nickel and alloys

Zinc and alloys

Non-ferrous metals, n.e.s.

Marchandise - suite

MATIÈRES TRAVAILLÉES, NON COMESTIBLES -

suite:

Huiles, matières grasses, cires, extraits et dérivés d'origine animale et végétale

Huiles et matières grasses d'origine animale (sauf marine)

Huiles de poissons et d'animaux marins

Huile de soya

Huiles et matières grasses végétales, sauf huiles essentielles, n.d.a.

Huiles, matières grasses, cires, extraits et dérivés d'origine animale et végétale, n.d.a.

Produits chimiques et produits connexes

Acide sulfurique (y compris oleum)

Sels métalliques et persels d'acides inorganiques

Produits chimiques inorganiques, n.d.a.

Glycol

Produits chimiques organiques, n.d.a.

Explosifs, mèches et amorces

Muriate de potassium (potasse)

Engrais et matières fertilisantes, n.d.a.

Produits chimiques agricoles, formulés (produits pour cultures et semences et herbicides); autres insecticides et rodenticides; et adhésifs

Caoutchouc synthétique (y compris composés de caoutchouc et caoutchouc régénéré)

Matières plastiques non façonnées et formes élémentaires de matières plastiques

Matières colorantes (sauf extraits colorants); pigments, laques et tonifiants (sauf ceux des produits chimiques); et peintures et produits connexes

Produits chimiques industriels, spéciaux, n.d.a.

Dérivés du pétrole et du charbon

Essence

Mazout

Graisses et huiles lubrifiantes

Coke de pétrole et de charbon

Asphalte et bitume liquide

Goudron et brai de houille

Dérivés du pétrole et du charbon, n.d.a.

Fer et acier et alliages

Ferro-alliages

Fonte brute

Acier et fer primaire, n.d.a.

Pièces moulées et forgées (sauf tuyaux et raccords)

Barres et tiges en acier

Tôle, feuilles et feuillards en acier

Profilés de construction et palplanches

Rails et matériaux de voie ferrée

Tuyaux et tubes en fer et en acier (sauf les raccords, les tubes et les conduits électriques finis)

Fil métallique (y compris cordage)

Métaux non ferreux

Aluminium (y compris alliages)

Cuivre et alliages

Plomb et alliages

Nickel et alliages

Zinc et alliages

Métaux non ferreux, n.d.a.

List of Commodities - Concluded

FABRICATED MATERIALS, INEDIBLE -

Concluded:

Metal Fabricated Basic Products

Metal fabricated basic products

Non-metallic Mineral Basic Products

Building brick, clay
Drain tiles, sewer pipes and fittings
Bricks, tiles (clay) and refractories, n.e.s.

Glass basic products
Asbestos and asbestos-cement basic products
Cement
Cement and concrete basic products, n.e.s.
Lime
Non-metallic mineral basic products, n.e.s.

Miscellaneous Fabricated Materials

Miscellaneous fabricated materials

END PRODUCTS, INEDIBLE

Machinery

Tractors
Machinery, n.e.s.

Transportation and Communication Equipment

Railway rolling stock
Passenger automobiles and chassis
Buses and chassis
Trucks, truck chassis and truck tractors, commercial
Military motor vehicles and trailers (exc. tanks)
Motor vehicle engines, accessories, parts and assemblies
Road motor vehicles, n.e.s.
Ships and boats; aircraft; and miscellaneous vehicles (incl. parts and accessories)
Rubber tires and tubes

Equipment

Equipment

Personal and Household Goods

Personal and household goods

Miscellaneous

Firearms, weapons and ammunition
Containers and closures
Miscellaneous end products, inedible, n.e.s.
General Cargo

Marchandise - fin

MATIÈRES TRAVAILLÉES, NON COMESTIBLES -

fin:

Ouvrages de base en métal

Ouvrages de base en métal

Produits minéraux non métalliques de base

Briques à bâtir en argile
Tuiles de drainage, tuyaux d'égout et raccords
Briques, tuiles (argile) et matières réfractaires, n.d.a.
Ouvrages de base en verre
Produits de base en amiante et en amiante-ciment
Ciment
Produits de base en ciment et en béton, n.d.a.
Chaux
Produits minéraux non métalliques de base, n.d.a.

Divers ouvrages

Divers ouvrages

PRODUITS TERMINAUX NON COMESTIBLES

Machinerie

Tracteurs
Machinerie, n.d.a.

Matériel de transport et de communications

Matériel roulant de chemin de fer
Voitures particulières et châssis
Autobus et châssis
Camions, châssis de camion et tracteurs, commerciaux
Véhicules militaires, etc., sauf chars d'assaut (canaux seulement)
Moteurs, accessoires, pièces et pièces assemblées pour véhicules automobiles
Véhicules automobiles pour routes, n.d.a.
Navires et bateaux; avions; et divers véhicules (y compris pièces et accessoires)
Pneus et chambres à air en caoutchouc

Matériel


Matériel

Articles de soins personnels et articles ménagers

Articles de soins personnels et articles de ménage

Divers

Armes à feu, armes et munitions
Conteneurs et fermetures
Divers produits terminaux non comestibles, n.d.a.
Marchandise générale



Bulletins publiés par la
Division des transports et des services d'utilité
publique traitant les

TRANSPORT PAR EAU

Numéro de
catalogue

Périodiques

- 54-001 Statistique sommaire des canaux — avril à décembre, M., Bil.
54-002 *Shipping Statistics*, M., Angl.

Annuels

- 54-201 *Canal Statistics*, Angl.
54-202 Transport maritime: Partie I, Transport maritime international (par pays), Bil.
54-203 Transport maritime: Partie II, Transport maritime international (par port), Bil.
54-204 Transport maritime: Partie III, Navigation nationale, Bil.
54-205 *Water Transportation*, Angl.
54-206 Transport maritime: Partie IV, Origine et destination pour certains ports, Bil.
54-207 Transport maritime: Partie V, Origine et destination de certaines marchandises, Bil.

M. — Mensuel

Angl. — Anglais

Bil. — Bilingue

Outre les publications ci-dessus énumérées, Statistique Canada publie une grande variété de rapports statistiques sur le Canada tant dans le domaine économique que social. On peut se procurer gratuitement un catalogue complet des publications courantes à Statistique Canada, Ottawa (Canada), K1A 0T6.



1010703009

Reports Published by the
Transportation and Public Utilities Division
dealing with

WATER TRANSPORT

Catalogue
number

Periodical

54-001 Summary of Canal Statistics – April to December, M., Bil.

54-002 Shipping Statistics, M., E.

Annual

54-201 Canal Statistics, E.

54-202 Shipping Report: Part I, International Seaborne Shipping (by Country), Bil.

54-203 Shipping Report: Part II, International Seaborne Shipping (by Port), Bil.

54-204 Shipping Report: Part III, Coastwise Shipping, Bil.

54-205 Water Transportation, E.

54-206 Shipping Report: Part IV, Origin and Destination for Selected Ports, Bil.

54-207 Shipping Report: Part V, Origin and Destination for Selected Commodities, Bil.

M. – Monthly

E. – English

Bil. – Bilingual

In addition to the selected publications listed above, Statistics Canada publishes a wide range of statistical reports on Canadian economic and social affairs. A comprehensive catalogue of all current publications is available free on request from Statistics Canada, Ottawa (Canada), K1A 0T6.