

Shipping report

PART II

International seaborne shipping (by port)


1974


Transport maritime

PARTIE II

Transport maritime international (par port)

1974





STATISTICS CANADA — STATISTIQUE CANADA

Transportation and Communications Division — Division des transports et des communications

Water Transport Section — Section du transport par eau

SHIPPING REPORT

PART II

International Seaborne Shipping

(by Port)

TRANSPORT MARITIME

PARTIE II

Transport maritime international

(par port)

1974

Published by Authority of

The Minister of Industry, Trade and Commerce

Publication autorisée par

le ministre de l'Industrie et du Commerce

December - 1975 - Décembre
5-3510-535

Price—Prix: \$1.05

Statistics Canada should be credited when republishing all or any part of this document
Reproduction autorisée sous réserve d'indication de la source: Statistique Canada

Information Canada
Ottawa





TABLE OF CONTENTS

	Page
Tables 1 to 5 – See Shipping Report: Part I	
Introduction	V
Table	
6. Cargoes Handled at Canadian Ports, to and from Foreign Countries	1
7. Vessels Departed from Canadian Ports in International Seaborne Shipping, by Rig and Size	31
8. Vessel Arrivals and Departures in International Seaborne Shipping, by Port	33
9. Cargoes Handled at Great Lakes Ports, to and from Foreign Countries via St. Lawrence River	43
10. Tugs Departed from Canadian Ports in International Seaborne Shipping, by Port	47
Appendix	
A. List of Canadian Ports	49
B. List of Commodities	52

TABLE DES MATIÈRES

	Page
Tableaux 1 à 5 – Voir Transport Maritime: Partie I	
Introduction	V
Tableau	
6. Marchandises manutentionnées dans les ports canadiens, à destination ou en provenance de pays étranger	1
7. Mouvements internationaux de navires en provenance de ports canadiens, suivant le gréement et la dimension	31
8. Mouvements internationaux (arrivées et départs) des navires, par port	33
9. Marchandises manutentionnées dans les ports des Grands Lacs, pour et de pays étrangers via le Saint-Laurent	43
10. Mouvements internationaux de remorqueurs en provenance de ports canadiens, par ports	47
Appendice	
A. Liste des ports canadiens	49
B. Liste des marchandises	52



INTRODUCTION

This publication presents statistics on the commodity and vessel traffic at Canadian ports in international seaborne shipping.

Cautionary Note

The statistics contained in this report should be used with due allowance for their limitations. In general, the figures are somewhat understated both in total and for specific commodities. Technological and other changes can distort year-to-year comparisons. For example, introduction of containerization causes an apparent drop in shipments of the commodity concerned, simply because the contents of containers are not reported. Some respondents consider the term "general cargo" to be synonymous with "miscellaneous"; consequently, general cargo figures tend to be inflated, and data for individual commodities may be somewhat lower than actual. Finally, response to the survey is known to be incomplete.

Commodity figures reflected at Pointe Noire and Sept-Îles should be aggregated and used as a total to eliminate any distortion caused by present reporting practices and consequently provide a more accurate picture of cargo movements.

Solutions to these and other problems are being sought. As improvements are made, their effect on published information will be noted in this space.

Source

Shipping statistics are compiled from reports completed by operators or agents of vessels entering and leaving Canadian ports. Reports are not required for naval or fishing vessels, and craft of less than fifteen registered net tons. Customs officials act as agents for Statistics Canada by collecting forms at customs ports; returns for non-customs ports forwarded through the nearest customs office. Operating data are collected for vessels calling at coastal and Great Lakes ports, but regions such as Lake Winnipeg and the MacKenzie River are not included in the survey.

Treatment of Data

Only data relating to those vessels which are engaged in port-to-port transportation of goods and/or passengers for compensation have been included; all intra-port movements have been excluded.

La présente publication contient la statistique de la navigation maritime internationale portant sur le trafic maritime (marchandises et navires entrés et sortis) des ports canadiens.

Mise en garde

Il y a lieu de tenir compte des limitations des statistiques publiées ici lors de leur utilisation. De façon générale, les chiffres sont quelque peu sous-estimés tant en ce qui a trait aux totaux qu'en ce qui concerne les marchandises particulières. Les changements technologiques et autres peuvent fausser les comparaisons d'une année à l'autre. Par exemple, la conteneurisation se traduit par une chute apparente des expéditions de la marchandise concernée, pour la simple raison que le contenu des conteneurs n'est pas indiqué. Certains enquêtés jugent que "marchandises diverses" est synonyme de "divers"; par conséquent, les chiffres relatifs aux marchandises diverses tendent à être exagérés, et les données concernant les marchandises individuelles peuvent être quelque peu sous-estimées. Enfin, on sait que la réponse à l'enquête est incomplète.

Il faudrait grouper les chiffres sur les marchandises relevés à Pointe Noire et à Sept-Îles et les utiliser sous forme de total afin d'éliminer toute distorsion causée par le mode de déclaration actuel et, par conséquent, pouvoir donner une représentation plus claire des mouvements de marchandises.

Nous cherchons des solutions à ces problèmes et aux autres problèmes qui peuvent se poser. Au fur et à mesure que des améliorations se réaliseront, nous en indiquerons ici l'effet sur les renseignements publiés.

Source

Les statistiques sur la navigation sont établies d'après les données fournies par les exploitants ou les agents des navires qui entrent dans les ports canadiens ou qui en sortent. Aucune déclaration n'est requise des navires militaires, des bateaux de pêche, ni des embarcations jaugeant moins de quinze tonnes nettes. Les douaniers agissent à titre d'agents de Statistique Canada pour recueillir les formules aux ports douaniers; les déclarations pour les ports non douaniers sont acheminées au bureau douanier le plus proche. Les données d'exploitation sont recueillies pour les navires faisant escale aux ports côtiers et des Grands Lacs, mais certaines régions, comme le lac Winnipeg et le fleuve MacKenzie ne sont pas comprises dans le champ de l'enquête.

Traitement des données

Seules les données qui se rapportent aux navires effectuant le transport d'un port à l'autre, de marchandises et de passagers payants, sont indiquées ici; on n'a pas tenu compte des mouvements dont le lieu de départ et d'arrivée est le même port.

The term "international seaborne shipping" is used for vessels classed as being in foreign service, that is when (1) the vessel arrives from or departs for a foreign port; or (2) cargo is loaded for or unloaded from a foreign port; or (3) the registry of the vessel is other than Canadian or British Commonwealth (even though the vessel may have sailed between two Canadian ports).

A vessel is classed as being in coasting service if (1) it is of Canadian or British Commonwealth registry, sails between two Canadian ports, and loads or unloads no foreign freight; or if (2) it is of foreign registry, but is granted a waiver to engage in coasting service.

Beginning the count of vessel arrivals and departures on January 1 and ending it on December 31 can cause a disparity in the total number arrived and departed. Vessels entering a port at the end of a year and clearing it the following January would only be counted as an arrival or departure for that year when the movement occurred. In addition, an entry into a port can be an international voyage, whereas the departure can be in coasting service; the reverse situation also applies.

A vessel is considered arriving or departing "in ballast" if cargo is neither loaded nor unloaded at a port, regardless of the amount of in transit cargo that may be on board at the time.

The term "general cargo" in this publication refers only to commodities which were not specifically identified in shipping reports; it is not intended to indicate any distinction between bulk and other commodities.

Transshipments of cargoes, which are cargoes coming into a Canadian port en route to a port in a foreign country by water, are reflected in port totals. For example, cargoes unloaded from one vessel at Vancouver and re-loaded onto another vessel are recorded as a loading and unloading at that port.

For international trade, the published loadings and unloadings do not represent the exports and imports at a particular port because they include transhipped cargoes. (This term should not be confused with "goods-in-transit", goods neither loaded nor unloaded and therefore not recorded as a shipment.)

The letters "n.e.s." found in the commodity listing mean "not elsewhere specified".

Some ports frequently engage in "lightering"; in cases where cargo is loaded or unloaded in the harbour rather than at a dock or wharf, the tonnage is included with the port totals. Where transhipments are made

L'expression "navigation maritime internationale" englobe trois catégories de bâtiments ou de cargaisons: (1) les navires en provenance ou à destination d'un port étranger, (2) les cargaisons embarquées ou débarquées qui sont destinées à des pays étrangers ou qui en proviennent, (3) les navires immatriculés ailleurs qu'au Canada ou que dans un pays du Commonwealth (même si le navire a navigué entre deux ports canadiens).

La "navigation nationale" englobe: (1) les navires immatriculés au Canada ou dans un pays du Commonwealth qui naviguent entre deux ports canadiens sans embarquer ni débarquer de fret étranger; et (2) les navires immatriculés ailleurs, mais qui détiennent un permis de cabotage.

Le fait que la période de référence est l'année civile peut aussi expliquer les différences existant parfois entre le nombre total de navires entrés et le nombre total de navires sortis. Les navires qui entrent dans un port à la fin de l'année et qui n'en sortent qu'en janvier de l'année suivante ne sont comptés que comme une entrée ou une sortie pour l'année durant laquelle le mouvement s'est produit. De plus, l'arrivée et le départ d'un navire peuvent très bien entrer, la première, dans la catégorie de la "navigation internationale" et, le second, dans celle de la "navigation nationale", ou vice versa.

Un navire est considéré entré ou sorti, "sur lest" si la cargaison n'est ni embarquée ni débarquée à un port, nonobstant la quantité de marchandises en transit qui se trouve à bord.

L'expression "marchandises diverses" s'applique, dans la présente publication, uniquement aux marchandises qu'on n'a pas dénommées avec précision dans les questionnaires; on ne fait pas de distinction entre les marchandises en vrac et les autres marchandises.

Les totaux portuaires comprennent les marchandises transportées, c'est-à-dire les marchandises qui arrivent à un port canadien et qui sont destinées vers un port étranger. Les produits déchargés d'un bateau à Vancouver, par exemple, et rechargés à bord d'un autre navire figurent comme chargements et déchargements à ce port.

Pour le commerce international, les données publiées ne représentent pas les exportations et les importations parce qu'elles comprennent les marchandises transbordées. (On ne doit pas confondre ce terme avec marchandises en transit qui ne sont ni chargées ni déchargées et par ce fait même ne sont pas rapportées.)

Les lettres "n.d.a." dans la liste des marchandises signifient "non dénommé ailleurs".

Dans certains ports, les marchandises sont fréquemment embarquées ou débarquées "par allège" plutôt qu'à un dock ou un quai; le tonnage est alors compris dans le tonnage total du port. Dans le cas de transbordements à

outside a harbour, or at midstream, the cargo handled is treated as a loading or unloading at the nearest port. Ports which have handled lightered commodities include Botwood, Goose Bay, Charlottetown, Bathurst, Campbellton, Chatham, Rimouski, Chicoutimi, Trois-Rivières, Varennes, and Rivière-du-Loup.

All volume data are presented in tons of 2,000 pounds.

Appendix A lists the Canadian ports for which shipping data are tabulated separately, and is derived from the names assigned to the areas of loading or unloading by the respondents. Appendix B consists of a commodity list, based on the *Standard Commodity Classification Manual* published by Statistics Canada, into which all cargo types are grouped; reference to this appendix will enable users to obtain a complete description of those commodities whose names have been necessarily abbreviated in the tables.

STATISTICAL ANALYSIS

Foreign shipping at Canadian harbours declined from 196,645,527 tons in 1973 to 183,896,574 tons in 1974. This decline was evident in all provinces except Newfoundland, Manitoba and the Northwest Territories. The number of vessels engaged in the transportation of this merchandise declined from 47,091 in 1973 to 42,272 in 1974; the average net tonnage increased from 5,191 tons to 5,374 tons.

Harbour traffic in Newfoundland more than doubled its previous year's total of 3,907,431 tons to 8,160,301 tons in 1974. Operation of the province's new refinery, located at Come-by-Chance, was the largest single factor contributing to increased marine activity. Increases were also noted at the ports of: Burin 10,464 tons (8,856 tons in 1973), Goose Bay 60,175 tons (41,854 tons) and Holyrood 801,387 tons (628,178 tons) while decreases were recorded at almost all other Newfoundland ports.

Prince Edward Island's ports recorded a loss of 52.4% in cargoes handled from last year's total tonnage. The impact of this decline was registered at all major ports; Charlottetown down from 24,421 tons to 8,135 tons in 1974, Souris slipped from 13,699 tons to 4,574 tons and Summerside from 19,221 tons to 7,015 tons this year. The largest losses were inbound cargoes of petroleum and the outbound shipments of potatoes.

l'extérieur d'un port, ou au milieu du courant, l'embarquement ou le débarquement est compté pour le port le plus proche. Les ports de Botwood, Goose Bay, Charlottetown, Bathurst, Campbellton, Chatham, Rimouski, Chicoutimi, Trois-Rivières, Varennes et Rivière-du-Loup ont procédé à l'embarquement et au débarquement de marchandises "par allège".

Toutes les données pondérales sont présentées en tonnes de 2,000 livres.

L'appendice A comprend la liste des ports canadiens pour lesquels on calcule séparément les statistiques sur la navigation. Cette liste est établie en fonction des zones d'embarquement et de débarquement indiquées par les déclarants. L'appendice B présente la liste des marchandises, basée sur le *Standard Commodity Classification Manual* publié par Statistique Canada et dans lequel sont énumérés tous les genres de marchandises; les utilisateurs désireux de connaître la description complète des marchandises, qu'il nous a fallu nécessairement abrégier dans les tableaux, feraient bien de consulter cette liste.

ANALYSE STATISTIQUE

Les marchandises manutentionnées dans les ports canadiens, à destination ou en provenance de pays étrangers, sont passées de 196,645,527 tonnes en 1973 à 183,896,574 tonnes en 1974. Ce fléchissement a été observé dans toutes les provinces, à l'exception de Terre-Neuve, du Manitoba et des Territoires du Nord-Ouest. Le nombre de navires dans ce secteur du transport a diminué de 47,091 en 1973 à 42,272 en 1974; la moyenne du tonnage net de jauge a augmentée de 5,191 tonnes à 5,374 tonnes.

Établi à 8,160,301 tonnes en 1974, le trafic aux ports de Terre-Neuve a plus que doublé par rapport aux 3,907,431 tonnes enregistrées l'année précédente. L'exploitation de la nouvelle raffinerie de la province située à Come-by-Chance a constitué le principal facteur à cet accroissement de l'activité maritime. Des augmentations ont également été signalées dans les ports suivants: Burin, 10,464 tonnes (8,856 tonnes en 1973), Goose Bay, 60,175 tonnes (41,854 tonnes) et Holyrood, 801,387 tonnes (628,178 tonnes). Presque tous les autres ports de Terre-Neuve ont enregistré des baisses.

Les ports de l'Île-du-Prince-Édouard ont accusé une baisse de 52.4% au titre des marchandises manutentionnées en comparaison de l'année dernière. Tous les principaux ports en ont subi le contrecoup: Charlottetown, de 24,421 tonnes à 8,135 tonnes en 1974, Souris, de 13,699 tonnes à 4,574 tonnes, et Summerside, de 19,221 tonnes à 7,015 tonnes. Les pertes les plus importantes sont survenues au niveau des entrées de pétrole en provenance de l'étranger et des cargaisons de pommes de terre livrées à l'extérieur du pays.

Nova Scotia's ports registered a decline of 10.8% this season, total cargoes handled fell to 19,297,500 tons from last year's figure of 21,622,270 tons. Halifax handled 9,693,836 tons down 4.7% from 10,174,454 tons recorded in 1973. Unloadings of crude petroleum and fuel oil and loadings of gypsum were the main commodities contributing to the tonnage decline during 1974.

Further provincial losses were recorded at Port Hawkesbury, 6,537,863 tons from 8,575,560 tons in 1973, and Pugwash 19,742 tons (61,682 tons). A most significant increase was noted at Sydney, cargoes handled via this port rose to 416,801 tons from 99,830 tons in 1973. A few other ports recorded minimal increases this year.

New Brunswick's ports handled less cargo this year. A decline of 20.9% from 11,572,297 tons last year to 9,153,839 tons this season. The largest port, Saint John handled 7,617,548 tons this year compared to 10,003,736 tons in 1973. Unloadings of crude petroleum fell 1.4 million tons this season, and a smaller volume of fuel oil loaded was reported. Increases at other ports such as Belledune and Newcastle were not enough to offset the provincial losses.

Quebec's ports also recorded a general decline of cargoes handled this year, tonnage slipped to 73,105,054 tons from 80,943,818 tons in 1973. Baie Comeau's tonnage dropped to 3,072,519 tons from 5,891,008 tons. A sharp decline was noted in grain shipments in particular, wheat was down from 3,458,926 tons handled last season to 1,144,548 tons this year. Traffic at Montreal slipped to 9,581,236 tons from the 11,304,246 tons handled last season. Less wheat, fuel oil and containerized freight were handled at these docks during 1974. The port of Quebec handled 8,355,607 tons or 28.1% less than the 1973 figure of 11,614,708 tons. Port Cartier also experienced a loss of 11.0% from last season's shipments. Increases were noted at Sept Îles, Port Alfred, Contrecoeur and Gaspé, however these were not sufficient to counteract tonnage losses incurred.

Ontario's ports handled 31,997,682 tons of cargo during 1974, a 7.1% decline from 1973. International loadings, amounting to 11,254,934 tons showed a 3.6% increase over last year's loadings of 10,866,759 tons, however unloadings fell from 23,589,064 tons to 20,742,748 tons in 1974. An increase in international traffic was noted at Thunder Bay, it was up from 4,288,617 tons to 4,471,849 tons this year. Larger

Aux ports de la Nouvelle-Écosse, les marchandises manutentionnées ont fléchi de 10.8 %, passant de 21,622,270 tonnes l'an dernier à 19,297,500 tonnes cette année. À Halifax, le volume s'est établi à 9,693,836 tonnes, une baisse de 4.7 % sur les 10,174,454 tonnes en 1973. Cette diminution du tonnage en 1974 s'explique principalement par une baisse au niveau des déchargements de pétrole brut et de mazout et des chargements de gypse.

Les autres pertes dans la province ont été enregistrées à Port Hawkesbury (6,537,863 tonnes comparativement à 8,575,560 tonnes en 1973) et à Pugwash (19,742 tonnes contre 61,682 tonnes). À Sydney, le volume de marchandises manutentionnées a augmenté sensiblement de 99,830 tonnes en 1973 à 416,801 tonnes cette année. Quelques autres ports ont également connu de légères hausses en 1974.

Les ports du Nouveau-Brunswick ont manutentionné moins de marchandises cette année. En effet, comparativement aux 11,572,297 tonnes de l'an dernier, les 9,153,839 tonnes enregistrées cette année représentent une baisse de 20.9 %. Le plus grand port, Saint-Jean, a manutentionné 7,617,548 tonnes cette année contre 10,003,736 tonnes en 1973. Les déchargements de pétrole brut ont régressé de 1.4 million de tonnes cette saison, tandis que les chargements de mazout n'accusaient qu'un faible ralentissement. Les augmentations observées aux autres ports, telles Belledune et Newcastle, n'ont pas suffi à équilibrer les pertes au niveau de la province.

Les ports du Québec ont également signalé un fléchissement général des marchandises manutentionnées celles-ci passant de 80,943,818 tonnes en 1973 à 73,105,054 tonnes cette année. À Baie Comeau, elles ont baissé de 5,891,008 tonnes à 3,072,519 tonnes. La diminution prononcée des livraisons de céréales s'est fait sentir particulièrement pour le blé puisque, dans ce cas, elles ont régressé de 3,458,926 tonnes l'année dernière à 1,144,548 tonnes cette année. Le trafic à Montréal a atteint 9,581,236 tonnes contre 11,304,246 tonnes la saison dernière. En 1974, on a manutentionné moins de blé, de mazout et de fret conteneurisé dans ces ports. Le port de Québec a manutentionné 8,355,607 tonnes, soit 28.1 % de moins que le total de 1973 (11,614,708 tonnes). Port Cartier a également enregistré une perte de 11.0 % sur les livraisons de l'année dernière. Les augmentations survenu à Sept-Îles, Port Alfred, Contrecoeur et Gaspé n'ont toutefois pas été suffisantes pour compenser les pertes de tonnage.

Les ports de l'Ontario ont manutentionné 31,997,682 tonnes de marchandises en 1974, un fléchissement de 7.1 % sur le chiffre de l'année dernière. Les chargements au compte du marché international (11,254,934 tonnes) ont progressé de 3.6 % sur ceux de l'année dernière (10,866,759 tonnes); par contre, les déchargements ont baissé à 20,742,748 tonnes en 1974 (23,589,064 tonnes en 1973). À Thunder Bay le trafic

volumes of barley and wheat were loaded this year (their combined totals represented 1,033,996 tons compared to 366,671 tons last season). Sarnia loaded a higher volume of fuel oil this season, 842,842 tons compared to 529,884 last year. Michipicoten Harbour handled 525,391 tons, an increase of 84.2% over last season, due to a local shortage of iron ore which was unloaded here and forwarded to Wawa where a sinter plant is located. A decline in tonnage was noted at Toronto-Lakeview, unloadings of bituminous coal were reduced this year by 837,433 tons. Hamilton slipped 22.3% to 5,842,016 tons from 7,523,235 tons in 1973.

Traffic at Manitoba's ports increased to 648,336 tons this year from 551,384 tons last year. Shipments of barley increased sufficiently to offset lesser loadings of wheat, which declined to 16,545 tons from 305,722 tons in 1973.

The volume of cargoes handled at British Columbia's ports was 4.7% lower than the 43,530,854 tons handled in 1973. This decline was recorded at most of the major centres handling international shipping; Vancouver including the Roberts Bank complex declined by 4.5% or 1,362,880 tons. Smaller volumes of wheat 3,946,369 tons (5,667,723 tons in 1973), bituminous coal 9,334,319 tons (10,385,003 tons) and barley 865,807 tons (1,245,717 tons) accounted for most of the decrease. Such commodities as crude petroleum and potash recorded increased tonnages loaded, but these were insufficient to offset the decline. The following ports also recorded declines in total tonnage handled this year; Crofton 876,855 tons (911,480 tons in 1973), Kitimat 1,002,232 tons (1,110,712 tons), Nanaimo 1,077,296 tons (1,400,487 tons), and Ocean Falls 5,517 tons (62,985 tons). Ports recording increases were: New Westminster 1,786,188 tons (1,174,153 tons last year), Quatsino 147,673 tons (143,766 tons), Port Mellon 50,843 tons (45,686 tons) and Sooke 321,510 tons (192,480 tons).

Cargo tons handled at Canadian Great Lakes ports to and from foreign countries via the St. Lawrence Seaway decreased by 13.7% from 3,065,190 tons in 1973 to 2,646,180 tons this year. The number of vessels arriving and departing from this area declined to 550 from 829 in 1973, this decline was also reflected in the registered net tonnage of the vessels, 2,667,694 tons compared to 3,531,855 tons in 1973.

international est passé de 4,288,617 tonnes en 1973 à 4,471,849 tonnes. Les chargements totaux d'orge et de blé ont augmenté cette année à 1,033,996 tonnes comparativement à 366,671 tonnes l'année dernière. À Sarnia, le volume de mazout chargé a grimpé de 529,884 tonnes l'année dernière à 842,842 tonnes cette saison. À Michipicoten Harbour, on a manutentionné 525,391 tonnes, une progression de 84.2% sur l'an dernier, en raison d'une pénurie locale de minerai de fer que l'on a déchargé à cet endroit et expédié à l'usine de frittage située à Wawa. On a observé un fléchissement du tonnage à Toronto-Lakeview où les déchargements de charbon bitumineux ont baissé de 837,433 tonnes cette année. Hamilton a enregistré une diminution de 22.3% de son tonnage qui est passé de 7,523,235 tonnes en 1973 à 5,842,016 tonnes cette année.

Le trafic dans les ports du Manitoba a progressé cette année, se chiffrant à 648,336 tonnes comparativement à 551,384 tonnes l'an dernier. Les livraisons d'orge ont augmenté suffisamment pour compenser les pertes au titre des chargements de blé qui se sont chiffrés à: 16,545 tonnes comparativement à 305,722 tonnes en 1973.

Le volume des marchandises manutentionnées dans les ports de la Colombie-Britannique a diminué de 4.7% sur les 43,530,854 tonnes de 1973. On a observé ce fléchissement dans la plupart des principaux centres de transport international; Vancouver (y compris Roberts Bank) a connu une baisse de 4.5% ou 1,362,880 tonnes. La plus grande partie de cette régression a été imputable à une diminution du volume de blé (de 5,667,723 tonnes en 1973 à 3,946,369 tonnes), de charbon bitumineux (de 10,385,003 tonnes à 9,334,319 tonnes), et d'orge (de 1,245,717 tonnes à 865,807 tonnes). Certaines marchandises, telles le pétrole brut et la potasse, ont enregistré une augmentation de tonnage, mais cela n'a pas suffi à équilibrer le fléchissement. Les ports suivants ont également accusé des baisses de tonnage cette année: Crofton, 876,855 tonnes (911,480 tonnes en 1973); Kitimat, 1,002,232 tonnes (1,110,712 tonnes); Nanaimo, 1,077,296 tonnes (1,400,487 tonnes), et Ocean Falls, 5,517 tonnes (62,985 tonnes). Par contre, des augmentations ont été observées à New Westminster (1,786,188 tonnes contre 1,174,153 tonnes l'année dernière), Quatsino (147,673 tonnes en regard de 143,766 tonnes), Port Mellon (50,843 tonnes par rapport à 45,686 tonnes), et Sooke (321,510 tonnes comparativement à 192,480 tonnes).

Le volume des marchandises manutentionnées dans les ports canadiens des Grands Lacs, à destination ou en provenance de pays étrangers via le fleuve Saint-Laurent, a baissé de 13.7%, passant de 3,065,190 tonnes en 1973 à 2,646,180 tonnes cette année. Le nombre de navires passant à cet endroit a également diminué pour s'établir à 550 (829 en 1973), entraînant de ce fait un fléchissement du tonnage net de jauge enregistré de 3,531,855 tonnes en 1973 à 2,667,694 tonnes en 1974.



TABLE 6. CARGOES HANDLED AT CANADIAN PORTS, TO AND FROM FOREIGN COUNTRIES.

TABLEAU 6. MARCHANDISES MANUTENTIONNEES DANS LES PORTS CANADIENS, A DESTINATION OU EN PROVENANCE DE PAYS ETRANGERS.

PORT PORT	COMMODITY	TONS LOADED TONNES CHARGEES	TONS UNLOADED TONNES DECHARGEES	TOTAL TOTAL	MARCHANDISES
NEWFOUNDLAND / TERRE-NEUVE					
ARGENTIA	NON-ALCOHOLIC BEVERAGE	7		7	BOISSONS NON-ALCOOLIQ.
	GENERAL CARGO	7		7	MARCHANDISES DIVERSES
	PORT TOTAL	14 *	*	14 *	TOTAL DU PORT
BAIE VERTE	ASBESTOS	24,220		24,220	AMIANTE
	PORT TOTAL	24,220 *	*	24,220 *	TOTAL DU PORT
BAY ROBERTS	FISH,FRESH OR FROZEN	41		41	POISSON,FRAIS OU CONG.
	FISH,SALTED OR CURED	105		105	POISSON,SALE OU FUME
	IRON AND STEEL SCRAP	900		900	DECHETS DE FER, D'ACIER
	PORT TOTAL	1,046 *	*	1,046 *	TOTAL DU PORT
BOTWOOD	COPPER ORE AND CONC.	2,117		2,117	MINERAI,CONC. CUIVRE
	LEAD ORE AND CONC.	30,813		30,813	MINERAI,CONC.DE PLOMB
	ZINC ORE AND CONC.	52,639		52,639	MINERAI,CONC.DE ZINC
	SULPHUR IN ORES		5,600	5,600	SOUFRE EN MINERAI
	NEWSPRINT PAPER	260,744		260,744	PAPIER JOURNAL
	FUEL OIL		63,906	63,906	MAZOUT
	PORT TOTAL	346,313 *	69,506 *	415,819 *	TOTAL DU PORT
BURIN	FISH,FRESH OR FROZEN	820		820	POISSON,FRAIS OU CONG.
	SHELL FISH,NES	281		281	MOLLUSQUES CRUST.,NDA
	CRUDE ANIMAL PROD.NES	4		4	PR.BRUTS ORIG.ANIM.NDA
	WASTE AND SCRAP NES	4,716		4,716	DECHETS ET REBUTS NDA
	ORGANIC CHEMICALS NES		1	1	PROD.CHIM.ORGAN.NDA
	PRIMARY IRON,STEEL NES		5	5	FER,ACIER PRIMAIR.NDA
	BARNS AND RODS,STEEL		13	13	BARRES ET TIGES ACIER
	PLATE & SHEET STEEL		3,429	3,429	TOLES,FEUILLES D'ACIER
	STRUCTURAL SHAPES		218	218	PROFILES DE CONSTRUCT.
	WIRE		7	7	FIL METALLIQUE
	METAL FAB.BASIC PROD.		43	43	OUVR.DE BASE EN METAL
	MACHINERY NES		154	154	MACHINES NDA
	MOTOR VEHICLE ENGINES		3	3	MOTEURS DE VEH.AUTOM.
	SHIPS,AIRCRAFT,MIS.VEH		698	698	NAVIRES,AVIONS,VEH.DIV
	EQUIPMENT MISC.		71	71	MATERIEL DIVERS
	GENERAL CARGO	1		1	MARCHANDISES DIVERSES
	PORT TOTAL	5,822 *	4,642 *	10,464 *	TOTAL DU PORT
BURGEO	FISH,FRESH OR FROZEN	1,793		1,793	POISSON,FRAIS OU CONG.
	PORT TOTAL	1,793 *	*	1,793 *	TOTAL DU PORT
CATALINA	FISH,FRESH OR FROZEN	198		198	POISSON,FRAIS OU CONG.
	FEEDS OF ANIMAL DRIGIN	31		31	PROV.D'ORIGINE ANIMALE
	FISH,MARINE ANIMAL OIL	73		73	HUIL.DE POISSON,AN.MAR
	PORT TOTAL	302 *	*	302 *	TOTAL DU PORT
CLARENVILLE	BOLTS,ROUND TIMBER		3,873	3,873	BILLOTS,BOIS RONDS
	PORT TOTAL	*	3,873 *	3,873 *	TOTAL DU PORT
CORNER BROOK	FISH,FRESH OR FROZEN	677		677	POISSON,FRAIS OU CONG.
	FISH,SALTED OR CURED	5		5	POISSON,SALE OU FUME
	ASBESTOS	15,500		15,500	AMIANTE
	SULPHUR IN ORES		5,874	5,874	SOUFRE EN MINERAI
	NEWSPRINT PAPER	302,218		302,218	PAPIER JOURNAL
	FUEL OIL		95,382	95,382	MAZOUT
	CASTINGS,FORGINGS		71	71	MOUL.PIECES FORGEES
	MACHINERY NES		46	46	MACHINES NDA
	CONTAINERS,CLOSURES		1,814	1,814	CONTENEURS,FERMETURES
	PORT TOTAL	318,400 *	103,187 *	421,587 *	TOTAL DU PORT
COME-BY-CHANCE	CRUDE PETROLEUM	49,170	3,204,950	3,254,120	PETROLE BRUT
	GASOLINE	43,021		43,021	ESSENCE
	FUEL OIL	1,744,655		1,744,655	MAZOUT
	ASPHALTS,ROAD OILS	40,230		40,230	ASPHALTE,BITUME LIQD.
	PETROL.COAL PROD.NES	265,154		265,154	DERIVE PETR.CHARB.NDA
	METAL FAB.BASIC PROD.	427		427	OUVR.DE BASE EN METAL
	PORT TOTAL	2,142,657 *	3,204,950 *	5,347,607 *	TOTAL DU PORT
	FORTUNE	LIVE ANIMALS, NES	12		12
FISH,FRESH OR FROZEN		2,043	300	2,343	POISSON,FRAIS OU CONG.
LOBSTER		3		3	CRUSTACE
DAIRY PROD.EGGS,HONEY		13		13	PROD.LAIT.,OEUF,MIEL
APPLES		3		3	POMMES
POTATOES		9		9	POMMES DE TERRE
VEGETABLES, FRESH		3		3	LEGUMES, FRAIS
MISC.FOOD PREP.NES		2		2	DIV.PREP.ALIM.NDA
FEEDS OF ANIMAL DRIGIN		866		866	PROV.D'ORIGINE ANIMALE
NON-ALCOHOLIC BEVERAGE		134		134	BOISSONS NON-ALCOOLIQ.
SALT		13		13	SEL
LUMBER AND TIMBER		33		33	BOIS D'OEUVRE ET CHARP.
EXPLOS., FUSES, CAPS		2		2	EXPLOS.,AMORCES, DET.

TABLE 6. CARGOES HANDLED AT CANADIAN PORTS, TO AND FROM FOREIGN COUNTRIES.

TABLEAU 6. MARCHANDISES MANUTENTIONNEES DANS LES PORTS CANADIENS, A DESTINATION OU EN PROVENANCE DE PAYS ETRANGERS.

PORT PORT	COMMODITY	TONS LOADED TONNES CHARGÉES	TONS UNLOADED TONNES DECHARGÉES	TOTAL TOTAL	MARCHANDISES
FORTUNE (CONTD. - SUITE)	PETROL.COAL PROD.NES	2		2	DERIVE PETR.CHARB.NDA
	METAL FAB.BASIC PROD.		1	1	OUVR.DE BASE EN METAL
	CEMENT	24		24	CIMENT
	MISC.FABRICATED PROD.	2		2	OUVRAGES DIVERS
	PASS.AUTOS AND CHASSIS	3	2	5	VOITURES PART.,CHASSIS
	TRUCKS AND CHASSIS	5		5	CAMIONS ET CHASSIS
	MOTOR VEHICLE ENGINES	10		10	MOTEURS DE VEH.AUTOM.
	RUBBER TIRES AND TUBES	3		3	PNEUS, CHAMBRES A AIR
	PERSONAL,HSEHOLD GOODS	8		8	ART.PERS.ET MENAGERS
	GENERAL CARGO	2	11	13	MARCHANDISES DIVERSES
	PORT TOTAL	3,195 *	314 *	3,509 *	TOTAL DU PORT
	GOOSE BAY	GASOLINE		1,406	1,406
FUEL OIL			58,769	58,769	MAZDUT
PORT TOTAL		*	60,175 *	60,175 *	TOTAL DU PORT
GRAND BANK	FISH,FRESH OR FROZEN	1,976		1,976	POISSON,FRAIS DU CONG.
	FEEDS OF ANIMAL ORIGIN	435		435	PRDV.DORIGINE ANIMALE
	NON-ALCOHOLIC BEVERAGE	4		4	BOISSONS NON-ALCOOLIQ.
	MISC. END PRODUCTS NES		3	3	PRODUITS FINIS DIV.NDA
	PORT TOTAL	2,415 *	3 *	2,418 *	TOTAL DU PORT
HARBOUR BRETON	FISH,FRESH OR FROZEN	3,733		3,733	POISSON,FRAIS OU CONG.
	FISH,SALTED OR CURED	737		737	PCISSON,SALE OU FUME
	SPICES		1	1	EPICES
	MISC.FOOD PREP.NES	1		1	DIV.PREP.ALIM.NDA
	FEEDS OF ANIMAL ORIGIN	1,029		1,029	PRDV.DORIGINE ANIMALE
	SALT		280	280	SEL
	WASTE AND SCRAP NES	121		121	DECHETS ET REBUTS NDA
	FISH,MARINE ANIMAL OIL	110		110	HUIL.OE POISSON,AN.MAR
	CONTAINERS,CLOSURES		439	439	CONTENEURS,FERMETURES
	PORT TOTAL	5,731 *	720 *	6,451 *	TOTAL DU PORT
HARBOUR GRACE	FISH,FRESH OR FROZEN	735	584	1,319	POISSON,FRAIS OU CONG.
	FISH,SALTED OR CURED	15		15	POISSON,SALE OU FUME
	SHELL FISH,NES	92	138	230	MOLLUSQUES CRUST.,NDA
	FROZEN FRUITS, BERRIES	165		165	FRUITS, BAIES CONGEELES
	CRUDE ANIMAL PROD.NES	14		14	PR.BRUTS ORIG.ANIM.NDA
	FISH,MARINE ANIMAL OIL	576		576	HUIL.DE POISSON,AN.MAR
	PORT TOTAL	1,597 *	722 *	2,319 *	TOTAL DU PORT
RAMEA	FISH,FRESH OR FROZEN	1,185		1,185	POISSON,FRAIS OU CONG.
	PORT TOTAL	1,185 *	*	1,185 *	TOTAL DU PORT
HOLYROOD	CRUDE PETROLEUM		785,486	785,486	PETROLE BRUT
	GASOLINE	289		289	ESSENCE
	FUEL OIL	912	14,700	15,612	MAZDUT
	PORT TOTAL	1,201 *	800,186 *	801,387 *	TOTAL DU PORT
LEWISPORTE	FUEL OIL		19,290	19,290	MAZDUT
	PORT TOTAL	*	19,290 *	19,290 *	TOTAL DU PORT
LONG POND	CRUDE NON-MET.MIN.NES	40,808		40,808	MIN.NDN-MET.BRUTS NDA
	PORT TOTAL	40,808 *	*	40,808 *	TOTAL DU PORT
MARYSTOWN	FISH,FRESH OR FROZEN	1,720		1,720	POISSON,FRAIS OU CONG.
	FISH,MARINE ANIMAL OIL	86		86	HUIL.DE POISSON,AN.MAR
	PORT TOTAL	1,806 *	*	1,806 *	TOTAL DU PORT
PORT AUX BASQUES	FISH,FRESH OR FROZEN	6		6	POISSON,FRAIS OU CONG.
	FISH,SALTED OR CURED	279		279	POISSON,SALE OU FUME
	FEEDS OF ANIMAL ORIGIN	550		550	PRDV.DORIGINE ANIMALE
	PORT TOTAL	835 *	*	835 *	TOTAL DU PORT
LONG HARBOUR	PHOSPHATE ROCK		390,302	390,302	ROCHE PHOSPHATEE
	INORGANIC CHEMS. NES	41,661		41,661	PRDD.CHIM.INORG.NDA
	COKE		49,151	49,151	COKE
	CASTINGS,FORGINGS		136	136	MOUL.PIECES FORGEES
	CEMENT BASIC PRDD.		18	18	OUVR.DE BASE CIMENT
	EQUIPMENT MISC.		45	45	MATERIEL DIVERS
	PERSONAL,HSEHOLD GOODS	2	22	24	ART.PERS.ET MENAGERS
	PORT TOTAL	41,663 *	439,674 *	481,337 *	TOTAL DU PORT
ST. JOHNS	MEAT,FRESH OR FROZEN		165	165	VIANDE,FRAICHE / CONG.
	MEAT AND MEAT PREP.NES		24	24	VIANDES ET PREP.NDA
	FISH,FRESH OR FROZEN	893		893	POISSON,FRAIS DU CONG.
	FISH,SALTED OR CURED	5		5	POISSON,SALE OU FUME
	FISH,CANNED		5	5	POISSON EN BOITES
	SHELL FISH,NES		7	7	MOLLUSQUES CRUST.,NDA
	DAIRY PROD.EGGS,HONEY		213	213	PROD.LAIT.,OEUFs,MIEL
	CEREALS UNMILLED,NES		40	40	CEREALES NON MOUL.,NDA
	CEREALS MILLED,NES		20	20	CEREALES MOULUES,NDA
	BAKERY PROD.INC.FROZEN		64	64	PRDD.BOUL.,PRDD.CONG.

TABLE 6. CARGOES HANDLED AT CANADIAN PORTS, TO AND FROM FOREIGN COUNTRIES.

TABLEAU 6. MARCHANDISES MANUTENTIONNEES DANS LES PORTS CANADIENS, A DESTINATION OU EN PROVENANCE DE PAYS ETRANGERS.

PORT	COMMOITY	TONS LOADED TONNES CHARGEES	TONS UNLOADED TONNES DECHARGEES	TOTAL TOTAL	MARCHANDISES
ST. JOHNS (CONTO. - SUITE)	FRESH FRUITS, BERRIES	8		8	FRUITS, BAIES FRAIS
	FRUIT, PRES. NOT CANNED		7	7	CONS. FRUITS NON BOITE
	FRUITS, PREP. CANNED		157	157	FRUITS PREP. EN BOITE
	VEGETABLES, ORIO		16	16	LEGUMES, SECS
	VEGETABLE PREP. NES		42	42	PREP. DE LEGUMES NOA
	SUGAR PREPARATIONS		1,027	1,027	PREP. A BASE DE SUCRE
	TEA		46	46	THE
	VINEGAR		17	17	VINAIGRE
	MISC. FOOD PREP. NES	15	124	139	DIV. PREP. ALIM. NOA
	FEEDS OF ANIMAL ORIGIN	504		504	PROV. D'ORIGINE ANIMALE
	ALE, BEER, STOUT, PORTER		83	83	ALE, BIERE, STOUT, PORTER
	WINES		223	223	VINS
	DIST. ALCOHOLIC BEV.	10	157	167	BOISS. ALCOOL. DIST.
	RAW HIDES AND SKINS		7	7	PEAUX ET CUIRS BRUT
	CRUDE ANIMAL PROD. NES	20		20	PR. BRUTS ORIG. ANIM. NDA
	SEEDS FOR SOWING NES		26	26	GRAINES DE SEMENCE NDA
	NURSERY, GREENHSE STOCK		17	17	PROD. PEPINIERE, SERRE
	STONE, CRUDE NES		55	55	PIERRE BRUTE NDA
	SALT		5,603	5,603	SEL
	RUBBER FAB. MATERIALS		7	7	DEMI-PROD. CAOUTCHOUC
	SHINGLES AND SHAKES		116	116	BARDEAUX, BARD. FACADE
	NEWSPRINT PAPER	997		997	PAPIER JOURNAL
	PAPER NES		77	77	PAPIER NOA
	PAPERBOARD	268		268	CARTON
	CORDAGE, TWINE, ROPE		96	96	CORDAGE, FICELLE, COROE
	TEXTILE FAB. MTL NES		16	16	OUVR. EN MAT. TEXT. NDA
	FISH, MARINE ANIMAL OIL	334		334	HUIL. DE POISSON, AN. MAR
	VEG. OILS, FATS NES		20	20	HUIL. MAT. GRAS. VEG. NDA
	OILS, FATS, WAXES NES	660		660	HUIL. MAT. GRAS. CIRE NOA
	METALLIC SALTS		23	23	SELS METALLIQUES
	INORGANIC CHEMS. NES		34	34	PROD. CHIM. INORG. NDA
	ORGANIC CHEMICALS NES		120	120	PROD. CHIM. ORGAN. NDA
	AGRICULTURAL CHEMICALS		69	69	PROD. CHIM. AGRICOLES
	PLASTIC MATERIALS	3	143	146	MATIERES PLASTIQUES
	DYESTUFF, PIGMENT, PAINT		32	32	MAT. COLOR. PIG. PEINTURE
	CHEM. SPECIALTIES NES		22	22	PROD. CHIM. SPECIAUX NOA
	FUEL OIL	6,050		6,050	MAZOUT
	LUBRICATING OIL, GREASE		388	388	HUILE, GRAISSE LUBRIF.
	ASPHALTS, ROAD OILS		74	74	ASPHALTE, BITUME LIQD.
	COAL TAR, PITCH		32	32	GUORON, BRAI DE BOUIL.
	PRIMARY IRON, STEEL NES		6	6	FER, ACIER PRIMAIR. NDA
	BAR AND RODS, STEEL		225	225	BARRES ET TIGES ACIER
	PLATE & SHEET STEEL		1,563	1,563	TOLES, FEUILLES D'ACIER
	STRUCTURAL SHAPES		3,422	3,422	PROFILES DE CONSTRUCT.
	PIPES, TUBES: IRON, STEEL		8	8	TUYAUX, TUBES: FER, ACIER
	WIRE		724	724	FIL METALLIQUE
	NON-FERROUS METALS NES		366	366	METAUX NON-FERREUX NDA
	METAL FAB. BASIC PROD.		116	116	OUVR. DE BASE EN METAL
	BRICKS, TILES NES		32	32	BRIQUES, TUILES NDA
	GLASS BASIC PRODUCTS		633	633	OUVR. DE BASE EN VERRE
	CEMENT		10	10	CIMENT
	CEMENT BASIC PROD.		1	1	OUVR. DE BASE CIMENT
	NON-MET. MIN. BASIC PROD		52	52	PROD. MIN. NON-MET. BASE
	MISC. FABRICATED PROD.		303	303	OUVRAGES DIVERS
	TRACTORS		10	10	TRACTEURS
MACHINERY NES		742	742	MACHINES NOA	
RAILWAY ROLLING STOCK	255		255	MAT. ROUL. DE CH. DE FER	
PASS. AUTOS AND CHASSIS		375	375	VOITURES PART., CHASSIS	
MOTOR VEHICLE ENGINES		48	48	MOTEURS DE VEH. AUTOM.	
ROAD MOTOR VEH. NES	6		6	VEH. AUTOM. ROUTIERS NDA	
SHIPS, AIRCRAFT, MIS. VEH		19	19	NAVIRES, AVIONS, VEH. DIV	
RUBBER TIRES AND TUBES	38		38	PNEUS, CHAMBRES A AIR	
EQUIPMENT MISC.	1	54	55	MATERIEL DIVERS	
PERSONAL, HSEHOLD GOODS		215	215	ART. PERS. ET MENAGERS	
CONTAINERS, CLOSURES	25	1,603	1,628	CONTENEURS, FERMETURES	
MISC. END PRODUCTS NES		168	168	PRODUITS FINIS DIV. NOA	
GENERAL CARGO	12	305	317	MARCHANDISES DIVERSES	
PORT TOTAL	10,104 *	20,414 *	30,518 *	TOTAL DU PORT	
STEPHENVILLE	GYP SUM	387,660		387,660	GYPSE
	PULP	3,736		3,736	PATE
	PAPERBOARD	67,101		67,101	CARTON
	METALLIC SALTS		7,003	7,003	SELS METALLIQUES
	PORT TOTAL	458,497 *	7,003 *	465,500 *	TOTAL DU PORT
HFD-NES/T-N -NDA	FISH, FRESH OR FROZEN	3,098		3,098	POISSON, FRAIS OU CONG.
	FISH, SALTED OR CURED	1,394		1,394	POISSON, SALE OU FUME
	SHELL FISH, NES	6		6	MOLLUSQUES CRUST., NDA
	FEEDS OF ANIMAL ORIGIN	548		548	PROV. D'ORIGINE ANIMALE
	RAW HIDES AND SKINS	120		120	PEAUX ET CUIRS BRUT
	SALT		10,614	10,614	SEL
	WASTE AND SCRAP NES		50	50	DECHETS ET REBUTS NDA
	FISH, MARINE ANIMAL OIL	110		110	HUIL. DE POISSON, AN. MAR

TABLE 6. CARGOES HANDLED AT CANADIAN PORTS, TO AND FROM FOREIGN COUNTRIES.

TABLEAU 6. MARCHANDISES MANUTENTIONNEES DANS LES PORTS CANADIENS, A DESTINATION OU EN PROVENANCE DE PAYS ETRANGERS.

PORT PORT	COMMODITY	TONS LOADED TONNES CHARGEES	TONS UNLOADED TONNES DECHARGEES	TOTAL TOTAL	MARCHANDISES
NFLD-NES/T-N -NDA (CONTD. - SUITE)	OILS,FATS,WAXES NES		20	20	HUIL.MAT.GRAS.GIRE NDA
	ORGANIC CHEMICALS NES		2	2	PROD.CHIM.ORGAN.NDA
	CHEM.SPECIALTIES NES		20	20	PROD.CHIM.SPECIAUX NDA
	LUBRICATING OIL,GREASE		36	36	HUILE,GRAISSE LUBRIF.
	TRUCKS AND CHASSIS		6	6	CAMIONS ET CHASSIS
	GENERAL CARGO		14	14	MARCHANDISES DIVERSES
	PORT TOTAL	5,276 *	10,762 *	16,038 *	TOTAL DU PORT
	PROVINCE TOTAL	3,414,880 **	4,745,421 **	8,160,301 **	TOTAL DE LA PROVINCE
PR. EDWARD ISLAND / ILE CHARLOTTETOWN	DU PR. EDOUARD				
	SHELL FISH,NES		486	486	MOLLUSQUES CRUST.,NDA
	FUEL OIL	1,667	5,982	7,649	MAZOUT
PORT TOTAL	1,667 *	6,468 *	8,135 *	TOTAL DU PORT	
SOURIS	PULPWOOD	4,574		4,574	BOIS A PATE
	PORT TOTAL	4,574 *	*	4,574 *	TOTAL DU PORT
SUMMERSIDE	POTATOES	4,846		4,846	POMMES DE TERRE
	VEGETABLES, FROZEN	2,169		2,169	LEGUMES, CONGELES
	PORT TOTAL	7,015 *	*	7,015 *	TOTAL DU PORT
PEI-NES/IPE-NOA	FISH,FRESH OR FROZEN	271		271	POISSON,FRAIS OU CONG.
	PULPWOOD	9,371		9,371	BOIS A PATE
	PORT TOTAL	9,642 *	*	9,642 *	TOTAL DU PORT
	PROVINCE TOTAL	22,898 **	6,468 **	29,366 **	TOTAL DE LA PROVINCE
NOVA SCOTIA / NOUVELLE-ECOSSE AMHERST	FRESH FRUITS,BERRIES	457		457	FRUITS, BAIES FRAIS
	PORT TOTAL	457 *	*	457 *	TOTAL DU PORT
BADDECK	PULPWOOD	11,345		11,345	BOIS A PATE
	PORT TOTAL	11,345 *	*	11,345 *	TOTAL DU PORT
BRIDGEWATER	DIST.ALCOHOLIC BEV.		219	219	BOISS.ALCOOL.DIST.
	LUMBER AND TIMBER	9,056		9,056	BOIS D'OEUVRE ET CHARP.
PORT TOTAL	9,056 *	219 *	9,275 *	TOTAL DU PORT	
DIGBY	FISH,FRESH OR FROZEN	623		623	POISSON,FRAIS OU CONG.
	FISH,SALTED OR CURED	1,524		1,524	POISSON,SALE OU FUME
	PULPWOOD	2,848		2,848	BOIS A PATE
	SALT		1,488	1,488	SEL
	METAL FAB.BASIC PROD.		4	4	OUVR.DE BASE EN METAL
	CONTAINERS,CLOSURES		757	757	CONTENEURS,FERMETURES
	PORT TOTAL	4,995 *	2,249 *	7,244 *	TOTAL DU PORT
	HALIFAX	LIVE ANIMALS, NES	66		66
MEAT,FRESH OR FROZEN	24	81	105	VIANDE,FRAICHE / CONG.	
MEAT,CURED	937		937	VIANDE FUMEE OU SALEE	
MEAT AND MEAT PREP.NES	199	72	271	VIANDES ET PREP.NDA	
FISH,FRESH OR FROZEN	8,546	205	8,751	POISSON,FRAIS OU CONG.	
FISH,SALTED OR CURED	2,328		2,328	POISSON,SALE OU FUME	
FISH,CANNED	675		675	POISSON EN BOITES	
SHELL FISH,NES	168		168	MOLLUSQUES CRUST.,NDA	
BUTTER		1,102	1,102	BEURRE	
CHEESE	5		5	FROMAGE	
MILK POWDER	515		515	LAIT EN POUDRE	
DAIRY PROD.EGGS,HONEY	41	5	46	PROD.LAIT.,OEUF,MIEL	
BARLEY	8,734		8,734	ORGE	
CORN	12,959	20,826	33,785	MAIS	
OATS	39		39	AVOINE	
WHEAT	391,573	4,112	395,685	BLE	
CORN MEAL AND FLOUR	138		138	SEMOULE,FARINE DE MAIS	
MALT AND MALT FLOUR	14,754		14,754	MALT ET FARINE DE MALT	
WHEAT FLOUR	33,354		33,354	FARINE DE BLE	
CEREALS MILLED,NES	311		311	CEREALES MDULUES,NDA	
BAKERY PROD.INC.FROZEN	1	24	25	PROD.BOUL.,PROD.CONG.	
MACARONI,CEREAL PROD.	148	49	197	PATES ALIM.PROD.CEREAL	
APPLES	130	954	1,084	POMMES	
FRESH FRUITS,BERRIES	11	10,461	10,472	FRUITS, BAIES FRAIS	
DRIED FRUITS		3,667	3,667	FRUITS SECS	
FRUIT JUICES	33	981	1,014	JUS DE FRUIT	
FRUIT PULP, PUREE		7	7	PULPE DE FRUIT, PUREE	
FRUIT,PRES.NOT CANNED	12		12	CONS. FRUITS NON COITE	
FRUITS, PREP. CANNED	82	686	768	FRUITS PREP. EN BOITE	
NUTS,EXC.DIL NUTS NES		142	142	NOIX,SAUF DLEAG.NDA	
POTATOES	3,166		3,166	POMMES DE TERRE	
VEGETABLES, FRESH	1,345	212	1,557	LEGUMES, FRAIS	
VEGETABLES, FROZEN	110		110	LEGUMES, CONGELES	
VEGETABLES, DRIED	6,140	164	6,304	LEGUMES, SECS	
VEGETABLE PREP.NES	1,171	197	1,368	PREP. DE LEGUMES NDA	
SUGAR, NES	983		983	SUCRE, NDA	

TABLE 6. CARGOES HANDLED AT CANADIAN PORTS, TO AND FROM FOREIGN COUNTRIES.

TABLEAU 7. MARCHANDISES MANUTENTIONNEES DANS LES PORTS CANADIENS, A DESTINATION OU EN PROVENANCE DE PAYS ETRANGERS.

PORT PORT	COMMODITY	TONS LOADED TONNES CHARGÉES	TONS UNLOADED TONNES DECHARGÉES	TOTAL TOTAL	MARCHANDISES
HALIFAX (CONTO. - SUITE)	MOLASSES, CRUDE		11,535	11,535	MELASSE, BRUTE
	SUGAR PREPARATIONS		44	44	PREP. A BASE DE SUCRE
	COCOA AND CHOCOLATE		676	676	CACAO ET CHOCOLAT
	COFFEE		1,254	1,254	CAFE
	TEA		2,425	2,425	THE
	SPICES	136	511	647	EPICES
	MISC.FOOD PREP.NES	1,221	1,985	3,206	DIV.PREP.ALIM.NDA
	HAY,FORAGE,STRAW	25		25	FOIN,FOURRAGE,PAILLE
	BRAN,SHORTS,MIDLINGS	5		5	SON,ISSUES DE CEREALES
	GROUND CEREALS NES	2,101		2,101	CEREALES MOULUES NDA
	FEEDS,VEGETABLE ORIGIN	3		3	PROV.DORIGINE VEGETALE
	FEEDS OF ANIMAL ORIGIN	12		12	PROV.DORIGINE ANIMALE
	CONC.COMPLETE FEEDS	237		237	CONC.,PROV.COMPLETES
	NON-ALCOHOLIC BEVERAGE	36		42	BOISSONS NON-ALCOOLIQ.
	ALE,BEER,STOUT,PORTER	10		29	ALE,BIERE,STOUT,PORTER
	WINES			19	VINS
	FERM.ALCOHOLIC BEV.		6	23	BOISS.ALCOOL.FERMEN.
	DIST.ALCOHOLIC BEV.	168	664	832	BOISS.ALCOOL.DIST.
	TOBACCO NES	72	95	167	TABACS NDA
	RAW HIDES AND SKINS	12	7	19	PEAUX ET CUIRS BRUT
	CRUDE ANIMAL PROD.NES	11	3	14	PR.BRUTS ORIG.ANIM.NDA
	SEEDS FOR SOWING NES	1	33	34	GRAINES DE SEMENCE NDA
	FLAXSEED	46,370		46,370	GRAINE DE LIN
	MUSTARD SEED	18		18	GRAINE DE MOUTARDE
	RAPESEED	372		372	GRAINE DE COLZA
	OIL SEEDS,NUTS NES		26	26	GRAINES,NOIX OLEAG.NDA
	NURSERY,GREENHSE STOCK		4	4	PRCD.PEPINIERE,SERRE
	RUBBER,ALLIED GUMS,NAT		11,592	11,592	CACUTCHOU GOMMES NAT.
	CRUDE VEG.PROD.NES	1	115	116	PR.BRUTS ORIG.VEG.NDA
	CRUDE WOOD MTLs. NES	50		50	MATIERES BOIS BRUT NOA
	TEXTILE FIBRES NES	187	396	583	FIBRES TEXTILES NDA
	IRON ORE AND CONC	3,417		3,417	MINERAIS,CONC.DE FER
	ZINC ORE AND CONC.	767		767	MINERAIS,CONC.DE ZINC
	ORES AND CONC.NES	6		6	MINERAIS ET CONC.NDA
	NON-FERRDUS MET.SCRAP		101	101	DECHETS METAL.NON FER.
	CRUDE PETROLEUM		4,765,365	4,765,365	PETROLE BRUT
	ASBESTOS	13,100		13,100	AMIANTE
	STONE,CRUDE NES		2,186	2,186	PIERRE BRUTE NOA
	GYPSEUM	2,244,651		2,244,651	GYPSE
	SALT	439		439	SEL
	CRUDE NON-MET.MIN.NES	426		426	MIN.NON-MET.BRUTS NDA
	COTTON,TEXTILE WASTE	39	48	87	DECHETS DE COTON,TEXT.
	WASTE AND SCRAP NES	524	28	552	DECHETS ET REBUTS NDA
	LEATHER		20	20	CUIR
	RUBBER FAB.MATERIALS	11		11	DEMI-PROD.CACUTCHOU
	LUMBER AND TIMBER	12,395	5,679	18,074	BOIS D'OEUVRE ET CHARP.
	SHINGLES AND SHAKES	52		52	BARDEAUX,BARD.FACADE
	SAWMILL PRODUCTS NES	33		33	SCIAGES NDA
	VENEER,PLYWOOD	16	625	641	PLACAGES,CONTRE-PLAQ.
	WOOD FAB.MATERIALS	269	17	286	DEMI-PRODUITS EN BOIS
PULP	28,262		28,262	PATE	
NEWSPRINT PAPER	24,626		24,626	PAPIER JOURNAL	
PAPER NES	4,038		4,038	PAPIER NDA	
PAPERBOARD	13,077	607	13,684	CARTON	
BLDG.PAPER AND BOARD	471	59	530	PLAQ.CONSTR.,PAP/CART.	
CORDAGE,THINE,ROPE	9	451	460	CORDAGE,FICELLE,CORDE	
JUTE WOVEN FABRICS		97	97	TISSUS DE JUTE	
TEXTILE FAB.MTL NES	399	4,472	4,871	OUVR.EN MAT.TEXT.NDA	
ANIMAL OILS,EXC.MARINE	2,217		2,217	HUIL.ANIM.SAUF AN.MAR.	
FISH,MARINE ANIMAL OIL	736		736	HUIL.DE POISSON,AN.MAR	
VEG.OILS,FATS NES		1,964	1,964	HUIL.MAT.GRAS.VEG.NDA	
OILS,FATS,WAXES NES	151	2	153	HUIL.MAT.GRAS.CIRE NOA	
METALLIC SALTS	879	7,324	8,203	SELS METALLIQUES	
INORGANIC CHEMS. NES	1,566		1,566	PROD.CHIM.INORG.NDA	
ORGANIC CHEMICALS NES	10,647	10,091	20,738	PROD.CHIM.ORGAN.NDA	
FERTILIZERS NES	122		122	ENGRAIS CHIMIQUE NDA	
AGRICULTURAL CHEMICALS	12	2	14	PROD.CHIM.AGRICOLES	
SYNTHETIC RUBBER	39	309	348	CACUTCHOU SYNTHETIQUE	
PLASTIC MATERIALS	660	741	1,401	MATIERES PLASTIQUES	
DYESTUFF,PIGMENT,PAINT	81	94	175	MAT.COLOR.PIG.PEINTURE	
CHEM.SPECIALTIES NES	113	112	225	PROD.CHIM.SPECIALS NDA	
GASOLINE	1,021		1,021	ESSENCE	
FUEL OIL	57,182	38,014	95,196	MAZOUT	
LUBRICATING OIL,GREASE	59		59	HUILE,GRAISSE LUBRIF.	
ASPHALTS,ROAD OILS		27	27	ASPHALTE,BITUME LIQD.	
COAL TAR,PITCH		27	27	GOUDRON,BRAI DE BDUIL.	
PETROL.COAL PROD.NES	184		184	DERIVE PETR.CHARB.NDA	
FERRO-ALLOYS		79	79	FERRO-ALLIAGES	
PRIMARY IRON,STEEL NES	43	6	49	FER,ACIER PRIMAIR.NDA	
CASTINGS,FORGINGS	5	88	93	MOUL.PIECES FORGEES	
BAR AND RODS,STEEL	281	3,645	3,926	BARRES ET TIGES ACIER	
PLATE & SHEET STEEL	11,055	7,053	18,108	TOLES,FEUILLES DACIER	
STRUCTURAL SHAPES	679	17,092	17,771	PROFILES DE CONSTRUCT.	

TABLE 6. CARGOES HANDLED AT CANADIAN PORTS, TO AND FROM FOREIGN COUNTRIES.

TABLEAU 6. MARCHANDISES MANUTENTIONNEES DANS LES PORTS CANADIENS, A DESTINATION OU EN PROVENANCE DE PAYS ETRANGERS.

PORT PORT	COMMODITY	TONS LOADED TONNES CHARGEES	TONS UNLOADED TONNES DECHARGEES	TOTAL TOTAL	MARCHANDISES	
HALIFAX (CONTD. - SUITE)	RAILS & TRACK MATERIAL	25		25	RAILS, MAT. VOIE FERREE	
	PIPES, TUBES: IRON, STEEL	916	274	1,190	TUYAUX, TUBES: FER, ACIER	
	WIRE	587	45	632	FIL METALLIQUE	
	ALUMINUM	5,055		5,055	ALUMINIUM	
	COPPER AND ALLOYS	2,881	52	2,933	CUIVRE ET ALLIAGES	
	LEAD AND ALLOYS	514		514	PLOMB ET ALLIAGES	
	NICKEL AND ALLOYS	224		224	NICKEL ET ALLIAGES	
	ZINC AND ALLOYS	2,042		2,042	ZINC ET ALLIAGES	
	NON-FERROUS METALS NES	1,605	22	1,627	METAUX NON-FERREUX NDA	
	METAL FAB. BASIC PROD.	821	2,116	2,937	OUVR. DE BASE EN METAL	
	BUILDING BRICK, CLAY	34		34	BRIQ. A BATIR ARGILE	
	DRAIN TILES, PIPES	20		20	TUILES TUY. DE DRAINAGE	
	BRICKS, TILES NES	327	41	368	BRIQUES, TUILES NDA	
	GLASS BASIC PRODUCTS	132	485	617	OUVR. DE BASE EN VERRE	
	ASBESTOS BASIC PROD.	6		6	OUVR. DE BASE AMIANTE	
	NON-MET. MIN. BASIC PROD	379	44	423	PROD. MIN. NON-MET. BASE	
	MISC. FABRICATED PROD.	9	104	113	OUVRAGES DIVERS	
	TRACTORS	1,133	3,030	4,163	TRACTEURS	
	MACHINERY NES	4,245	3,613	7,858	MACHINES NDA	
	RAILWAY ROLLING STOCK	3,452		3,452	MAT. ROUL. OE CH. DE FER	
	PASS. AUTOS AND CHASSIS	3,026	66,863	69,889	VOITURES PART., CHASSIS	
	BUSES AND CHASSIS	14	16	30	AUTOBUS ET CHASSIS	
	TRUCKS AND CHASSIS	490		490	CAMIONS ET CHASSIS	
	MOTOR VEHICLE ENGINES	4,987	2,878	7,865	MOTEURS DE VEH. AUTOM.	
	ROAD MOTOR VEH. NES	58	2,179	2,237	VEH. AUTOM. ROUTIERS NDA	
	SHIPS, AIRCRAFT, MIS. VEH	24	140	164	NAVIRES, AVIONS, VEH. DIV	
	RUBBER TIRES AND TUBES	444	289	733	PNEUS, CHAMBRES A AIR	
	EQUIPMENT MISC.	3,138	1,404	4,542	MATERIEL DIVERS	
	PERSONAL, HSEHOLD GOODS	612	3,969	4,581	ART. PERS. ET MENAGERS	
	FIREARMS, AMMUNITION	20	60	80	ARMES A FEU, MUNITIONS	
	CONTAINERS, CLOSURES	2,243	62	2,305	CONTENEURS, FERMETURES	
	MISC. ENO PRODUCTS NES	2,199	633	2,832	PRODUITS FINIS DIV. NDA	
	GENERAL CARGO	1,091	18,117	19,208	MARCHANDISES DIVERSES	
	CONTAINERIZED FREIGHT	830,954	797,384	1,628,338	FRET CONTENEURISE	
	PORT TOTAL	3,848,212 *	5,845,624 *	9,693,836 *	TOTAL DU PORT	
	HANTSPOINT	GYPSUM	1,675,505		1,675,505	GYPSE
		PORT TOTAL	1,675,505 *	*	1,675,505 *	TOTAL DU PORT
	LITTLE NARROWS	GYPSUM	686,408		686,408	GYPSE
		PORT TOTAL	686,408 *	*	686,408 *	TOTAL DU PORT
	LIVERPOOL	SULPHUR IN ORES		5,759	5,759	SOUFRE EN MINERAI
		NEWSPRINT PAPER	114,470		114,470	PAPIER JOURNAL
		METALLIC SALTS		10,563	10,563	SELS METALLIQUES
		CONTAINERS, CLOSURES		1,116	1,116	CONTENEURS, FERMETURES
	PORT TOTAL	114,470 *	17,438 *	131,908 *	TOTAL DU PORT	
	LUNENBURG	FISH, FRESH OR FROZEN		60	60	POISSON, FRAIS DU CONG.
		FEEDS OF ANIMAL ORIGIN	397		397	PROV. D'ORIGINE ANIMALE
		EXPLOS., FUSES, CAPS	4,707		4,707	EXPLOS., AMORCES, OET.
		PORT TOTAL	5,104 *	60 *	5,164 *	TOTAL DU PORT
MULGRAVE	PULPWOOD	5,192		5,192	BOIS A PATE	
	ALUMINUM	489		489	ALUMINIUM	
	MACHINERY NES	1,992		1,992	MACHINES NDA	
	PORT TOTAL	7,673 *	*	7,673 *	TOTAL DU PORT	
NORTH SYDNEY	CATTLE	142	303	445	BOVINS	
	LIVE ANIMALS, NES	7		7	ANIMAUX VIVANTS, NDA	
	MEAT, FRESH OR FROZEN	140		140	VIANDE, FRAICHE / CONG.	
	FISH, FRESH OR FROZEN	232	21	253	POISSON, FRAIS OU CONG.	
	DAIRY PROD. EGGS, HONEY	30		30	PROD. LAIT., OEUF, MIEL	
	WHEAT FLOUR	500		500	FARINE DE BLE	
	FRUITS, PREP. CANNED	21		21	FRUITS PREP. EN BOITE	
	POTATOES	250		250	POMMES DE TERRE	
	VEGETABLES, FRESH	653		653	LEGUMES, FRAIS	
	VEGETABLE PREP. NES	50		50	PREP. DE LEGUMES NDA	
	SUGAR, NES	185		185	SUCRE, NDA	
	MOLASSES, REFINED	110		110	MELASSE, RAFFINEE	
	MISC. FOOD PREP. NES	85		85	DIV. PREP. ALIM. NDA	
	HAY, FORAGE, STRAW	1,431		1,431	FOIN, FOURRAGE, PAILLE	
	BRAN, SHORTS, MIDDINGS	5		5	SON, ISSUES DE CEREALES	
	GROUND CEREALS NES	735		735	CEREALES MOULUES NDA	
	FEEDS, VEGETABLE ORIGIN	270		270	PROV. D'ORIGINE VEGETALE	
	RAW HIDES AND SKINS		7	7	PEAUX ET CUIRS BRUT	
	COAL, BITUMINOUS	398		398	CHARBON BITUMINEUX	
	LUMBER AND TIMBER	1,337		1,337	BOIS D'OEUVRE ET CHARP.	
	SHINGLES AND SHAKES	25		25	BARDEAUX, BARO. FACADE	
	VENEER, PLYWOOD	80		80	PLACAGES, CONTRE-PLAQ.	
	VEG. OILS, FATS NES	12		12	HUIL. MAT. GRAS. VEG. NDA	
	FUEL OIL	29		29	HAZOUT	
	LUBRICATING OIL, GREASE	107		107	HUILE, GRAISSE LUBRIF.	

TABLE 6. CARGOES HANDLED AT CANADIAN PORTS, TO AND FROM FOREIGN COUNTRIES.

TABLEAU 6. MARCHANDISES MANUTENTIONNEES DANS LES PORTS CANADIENS, A DESTINATION OU EN PROVENANCE DE PAYS ETRANGERS.

PORT	COMMODITY	TDNS LOADED TONNES CHARGÉES	TDNS UNLOADED TONNES DECHARGÉES	TOTAL TOTAL	MARCHANDISES	
NORTH SYDNEY (CDNTO. - SUITE)	PETROL.COAL PROD.NES	75		75	DERIVE PETR.CHARB.NDA	
	METAL FAB.BASIC PRDD.	35	40	75	OUVR.OE BASE EN METAL	
	MACHINERY NES	30		30	MACHINES NDA	
	PASS.AUTOS AND CHASSIS	18	4	22	VOITURES PART.,CHASSIS	
	TRUCKS AND CHASSIS	4		4	CAMIONS ET CHASSIS	
	SHIPS,AIRCRAFT,MIS.VEH		1	1	NAVIRES,AVIONS,VEH.DIV	
	PERSONAL,HSEHOLD GDDDS	597		597	ART.PERS.ET MENAGERS	
	CONTAINERS,CLOSURES	11	165	176	CONTENEURS,FERMETURES	
	MISC. END PRODUCTS NES	155		155	PRODUITS FINIS DIV.NDA	
	GENERAL CARGO	692		692	MARCHANDISES DIVERSES	
	PORT TOTAL	8,451 *	541 *	8,992 *	TOTAL DU PORT	
	PARRSBORD	FRESH FRUITS,BERRIES	555		555	FRUITS, BAIES FRAIS
		PORT TOTAL	555 *	*	555 *	TOTAL DU PORT
PORT HAWKESBURY	PULPWOOD	1,158		1,158	BOIS A PATE	
	CRUDE PETROLEUM	230,402	4,212,174	4,442,576	PETROLE BRUT	
	GYPNUM	701,164		701,164	GYPSE	
	PULP	52,288	2,838	55,126	PATE	
	NEWSPRINT,PAPER	18,689		18,689	PAPIER JOURNAL	
	INORGANIC CHEMS. NES		14,558	14,558	PROD.CHIM.INORG.NDA	
	GASOLINE	198		198	ESSENCE	
	FUEL OIL	1,136,569	13,981	1,150,550	MAZOUT	
	PETROL.COAL PROD.NES	153,820		153,820	DERIVE PETR.CHARB.NDA	
	TRUCKS AND CHASSIS	12		12	CAMIONS ET CHASSIS	
	MISC. END PRODUCTS NES		12	12	PRDDUITS FINIS DIV.NDA	
	PORT TOTAL	2,294,300 *	4,243,563 *	6,537,863 *	TOTAL DU PORT	
	PUGWASH	BOLTS,ROUND TIMBER		7,780	7,780	BILLOTS,BOIS RONDS
PULPWOOD		11,962		11,962	BOIS A PATE	
PORT TOTAL		11,962 *	7,780 *	19,742 *	TOTAL DU PORT	
SHELburne	FUEL OIL	5,818		5,818	MAZOUT	
	PORT TOTAL	5,818 *	*	5,818 *	TOTAL DU PORT	
SYDNEY	IRON ORE AND CNDC		38,510	38,510	MINERAU,CNDC.DE FER	
	COAL,BITUMINOUS	26,088	46,157	72,245	CHARBON BITUMINEUX	
	COAL, NES		140,285	140,285	CHARBON, NOA	
	CLAY MATERIALS NES		3,495	3,495	MATIERES ARGIL.NDA	
	FLUORSPAR		5,700	5,700	SPATH FLUOR	
	DYESTUFF,PIGMENT,PAINT		140	140	MAT.COLOR.PIG.PEINTURE	
	CHEM.SPECIALTIES NES		457	457	PROD.CHIM.SPECIALUX NDA	
	FUEL OIL		46,638	46,638	MAZOUT	
	COKE	6,873		6,873	COKE	
	COAL TAR,PITCH	7,042		7,042	GUDRON,BRAI DE BOUIL.	
	FERRO-ALLOYS	4,400	7,958	12,358	FERRO-ALLIAGES	
	PRIMARY IRON,STEEL NES	28,690		28,690	FER,ACIER PRIMAIR.NDA	
	BARS AND RODS,STEEL	2,857		2,857	BARRES ET TIGES ACIER	
	PLATE & SHEET STEEL	2,079		2,079	TOLES,FEUILLES DACIER	
	STRUCTURAL SHAPES	13,400		13,400	PROFILES DE CONSTRUCT.	
	RAILS & TRACK MATERIAL	34,906		34,906	RAILS,MAT.VOIE FERREE	
	METAL FAB.BASIC PROD.	500		500	OUVR.DE BASE EN METAL	
	PASS.AUTOS AND CHASSIS		626	626	VOITURES PART.,CHASSIS	
	PORT TOTAL	126,835 *	289,966 *	416,801 *	TOTAL DU PORT	
WALTON	COPPER ORE AND CNDC.	5		5	MINERAU,CNDC. CUIVRE	
	LEAD ORE AND CNDC.	233		233	MINERAU,CNDC.DE PLOMB	
	SLAG,DROSS,BY-PRDDUCTS	711		711	POUS.GUEUL.SCOR.PROD.	
	BARYTES,NATURAL	34,297		34,297	BARYTINE NATURELLE	
	PORT TOTAL	35,246 *	*	35,246 *	TOTAL DU PORT	
WEYMOUTH	PULPWOOD	8,720		8,720	BOIS A PATE	
	PORT TOTAL	8,720 *	*	8,720 *	TOTAL DU PORT	
YARMOUTH	FISH,FRESH OR FROZEN	304		304	POISSON,FRAIS DU CONG.	
	FEEDS OF ANIMAL ORIGIN	825		825	PROV.DORIGINE ANIMALE	
	LUMBER AND TIMBER		1,041	1,041	BOIS DOEUVRE ET CHARP.	
	PORT TOTAL	1,129 *	1,041 *	2,170 *	TOTAL DU PORT	
NS.-NES/N.E.-NDA	FISH,FRESH OR FROZEN	1,942		1,942	POISSON,FRAIS DU CONG.	
	FISH,SALTED OR CURED	478		478	POISSON,SALE DU FUME	
	SHELL FISH,NES	2		2	MOLLUSQUES CRUST.,NDA	
	FEEDS OF ANIMAL ORIGIN	550		550	PROV.DORIGINE ANIMALE	
	PULPWOOD	26,717		26,717	BOIS A PATE	
	FISH,MARINE ANIMAL DIL	2,963		2,963	HUIL.DE POISSON,AN.MAR	
	METAL FAB.BASIC PROD.		1	1	OUVR.DE BASE EN METAL	
	CONTAINERS,CLOSURES		125	125	CONTENEURS,FERMETURES	
	PORT TOTAL	32,652 *	126 *	32,778 *	TOTAL DU PORT	
	PROVINCE TOTAL	8,888,893 **	10,408,607 **	19,297,500 **	TOTAL DE LA PROVINCE	
NEW BRUNSWICK / NOUVEAU-BRUNSWICK						
BATHURST	PAPERBOARD	3,448		3,448	CARTON	

TABLE 6. CARGOES HANDLED AT CANADIAN PORTS, TO AND FROM FOREIGN COUNTRIES.

TABLEAU 6. MARCHANDISES MANUTENTIONNEES DANS LES PORTS CANADIENS, A DESTINATION OU EN PROVENANCE DE PAYS ETRANGERS.

PORT PORT	COMMODITY	TONS LOADED TONNES CHARGÉES	TONS UNLOADED TONNES DECHARGÉES	TOTAL TOTAL	MARCHANDISES
BATHURST (CONTO. - SUITE)	METALLIC SALTS PORT TOTAL	3,448 *	3,501 3,501 *	3,501 6,949 *	SELS METALLIQUES TOTAL DU PORT
BELLE DUNE	ZINC ORE AND CONC. PHOSPHATE ROCK SULPHURIC ACID FERTILIZERS NES COKE LEAD AND ALLOYS PORT TOTAL	8,058 6,627 131,465 1,103 147,253 *	 363,984 84,512 27,842 476,338 *	8,058 363,984 91,139 131,465 27,842 1,103 623,591 *	MINERAI, CONC. DE ZINC ROCHE PHOSPHATEE ACIDE SULFURIQUE ENGRAIS CHIMIQUE NDA COKE PLOMB ET ALLIAGES TOTAL DU PORT
BLACKS HBR	FISH, FRESH OR FROZEN VEGETABLE PREP. NES MISC. FOOD PREP. NES CRUDE ANIMAL PROD. NES PORT TOTAL	 57 57 *	43 101 12 57 156 *	43 101 12 57 213 *	POISSON, FRAIS OU CONG. PREP. DE LEGUMES NOA DIV. PREP. ALIM. NDA PR. BRUTS ORIG. ANIM. NDA TOTAL DU PORT
CARAQUET	FISH, FRESH OR FROZEN PULPWOOD PORT TOTAL	1,088 4,389 5,477 *	 *	1,088 4,389 5,477 *	POISSON, FRAIS OU CONG. BOIS A PATE TOTAL DU PORT
CHATHAM	ORGANIC CHEMICALS NES PORT TOTAL	 *	6,382 6,382 *	6,382 6,382 *	PRD. CHIM. ORGAN. NDA TOTAL DU PORT
DALHOUSIE	ZINC ORE AND CONC. ASBESTOS VENEER, PLYWOOD NEWSPRINT PAPER EXPLOS., FUSES, CAPS COPPER AND ALLOYS NON-FERROUS METALS NES SHIPS, AIRCRAFT, MIS. VEH CONTAINERS, CLOSURES PORT TOTAL	317,969 267 208,134 817 12 7 3 527,209 *	 11 300 100 411 *	317,969 267 11 208,134 817 300 12 7 103 527,620 *	MINERAI, CONC. DE ZINC AMIANTE PLACAGES, CONTRE-PLAQ. PAPIER JOURNAL EXPLOS., AMORCES, DET. CUIVRE ET ALLIAGES METAUX NON-FERREUX NDA NAVIRES, AVIONS, VEH. DIV CONTENEURS, FERMETURES TOTAL DU PORT
GRAND MANAN	FISH, FRESH OR FROZEN SHELL FISH, NES CRUDE ANIMAL PROD. NES PORT TOTAL	10,640 6 880 11,526 *	 *	10,640 6 880 11,526 *	POISSON, FRAIS OU CONG. MOLLUSQUES CRUST. NDA PR. BRUTS ORIG. ANIM. NDA TOTAL DU PORT
NEWCASTLE	PULPWOOD LEAD ORE AND CONC. ZINC ORE AND CONC. LUMBER AND TIMBER VENEER, PLYWOOD PULP PAPERBOARD PORT TOTAL	7,502 30,578 70,642 6,081 8,397 153,736 54,624 331,560 *	 *	7,502 30,578 70,642 6,081 8,397 153,736 54,624 331,560 *	BOIS A PATE MINERAI, CONC. DE PLOMB MINERAI, CONC. DE ZINC BOIS OEUVRE ET CHARP. PLACAGES, CONTRE-PLAQ. PATE CARTON TOTAL DU PORT
SAINT JOHN	CATTLE LIVE ANIMALS, NES MEAT, FRESH OR FROZEN MEAT AND MEAT PREP. NES FISH, FRESH OR FROZEN FISH, SALTED OR CURED FISH, CANNED LOBSTER SHELL FISH, NES BUTTER CHEESE MILK POWDER DAIRY PROD. EGGS, HONEY BARLEY DAYS RYE WHEAT MALT AND MALT FLOUR WHEAT FLOUR CEREALS MILLED, NES MACARONI, CEREAL PROD. APPLES FRESH FRUITS, BERRIES FRUIT JUICES FRUIT, PRES. NOT CANNED FRUITS, PREP. CANNED NUTS, EXC. OIL NUTS NES POTATOES VEGETABLES, FRESH VEGETABLES, FROZEN VEGETABLES, DRIED VEGETABLE PREP. NES RAW SUGAR SUGAR, NES	1,012 52 3,332 622 333 2,779 144 614 2,950 200 1,089 66 23,088 2,241 1,144 238,273 666 177,656 45 15 64 152 63 1,954 312 34,925 5,361 956 6 22,223	 3,501 621 54 1 333 168 614 200 68 1,123 1,954 312 25 116 222,273	1,012 52 6,833 621 676 334 3,112 312 614 2,950 200 1,089 134 23,088 2,241 1,144 238,273 666 177,656 45 15 1,123 64 152 63 1,954 312 34,925 25 5,361 956 122 222,273 22,223	BOVINS ANIMAUX VIVANTS, NDA VIANDE, FRAICHE / CONG. VIANDES ET PREP. NDA POISSON, FRAIS OU CONG. POISSON, SALE OU FUME POISSON EN BOITES HOMARD MOLLUSQUES CRUST. NDA BEURRE FROMAGE LAIT EN POUFRE PROD. LAIT., DEUFS, MIEL ORGE AVOINE SEIGLE BLE MALT ET FARINE DE MALT FARINE DE BLE CEREALES MOULUES, NDA PATES ALIM. PROD. CEREAL POMMES FRUITS, BAIES FRAIS JUS DE FRUIT CONS. FRUITS NON BOITE FRUITS PREP. EN BOITE NOIX, SAUF OLEAG. NDA POMMES DE TERRE LEGUMES, FRAIS LEGUMES, CONGELES LEGUMES, SECS PREP. DE LEGUMES NDA SUCRE BRUT SUCRE, NDA

TABLE 6. CARGOES HANDLED AT CANADIAN PORTS, TO AND FROM FOREIGN COUNTRIES.

TABLÉAU 6. MARCHANDISES MANUTENTIONNÉES DANS LES PORTS CANADIENS, À DESTINATION OU EN PROVENANCE DE PAYS ÉTRANGERS.

PORT PORT	COMMODITY	TONS LOADED TONNES CHARGÉES	TONS UNLOADED TONNES DÉCHARGÉES	TOTAL TOTAL	MARCHANDISES
SAINT JOHN (CONTD. - SUITE)	MOLASSES, CRUDE		12,702	12,702	MELASSE, BRUTE
	SYRUP	8		8	SIROP
	SUGAR PREPARATIONS	8		65	PREP. A BASE DE SUCRE
	COCOA AND CHOCOLATE		158	158	CACAO ET CHOCOLAT
	COFFEE		721	721	CAFÉ
	TEA		1,626	1,626	THÉ
	SPICES		91	91	ÉPICES
	SAUSAGE SKINS,CASINGS	26		26	BOYAUX A SAUCISSES
	MISC.FOOD PREP.NES	1,439	158	1,597	DIV.PREP.ALIM.NDA
	HAY,FORAGE,STRAW	310		310	FOIN,FOURRAGE,PAILLE
	HULLS,SCREENINGS,CHAFF	281		281	ÉCULURES,CRIBLURES,BAL
	GROUND CEREALS NES	28		28	CÉRÉALES MOULUES NDA
	CONC.COMPLETE FEEDS	42		42	CONC.,PROV.COMPLÉTES
	WINES		3	3	VINS
	DIST.ALCOHOLIC BEV.	91	685	776	BOISS.ALCOOL.DIST.
	CIGARETTES	12		12	CIGARETTES
	TOBACCO NES	1		1	TABACS NDA
	RAW HIDES AND SKINS	2		2	PEAUX ET CUIRS BRUT
	CRUDE ANIMAL PROD.NES	1	23	24	PR.BRUTS ORIG.ANIM.NDA
	SEEDS FOR SOWING NES	694	39	733	GRAINES DE SEMENCE NDA
	FLAXSEED	30,861		30,861	GRAINE DE LIN
	RAPESEED	1,306		1,306	GRAINE DE COLZA
	NURSERY, GREENHSE STOCK	89	1	90	PROD.PEPINIERE,SERRE
	RUBBER, ALLIED GUMS, NAT		12,721	12,721	CAOUTCHOUC GOMMES NAT.
	CRUDE VEG.PROD.NES	11	540	551	PR.BRUTS ORIG.VEG.NDA
	PULPWOOD	1,564		1,564	BOIS A PATE
	WOOL AND ANIMAL HAIR		81	81	LAINES,POILS DANIMAL
	TEXTILE FIBRES NES	129	557	686	FIBRES TEXTILES NDA
	COPPER ORE AND CONC.	380		380	MINÉRAI,CONC. CUIVRE
	LEAD ORE AND CONC.	507		507	MINÉRAI,CONC.DE PLOMB
	ORES AND CONC.NES	25	356	381	MINÉRAIS ET CONC.NDA
	IRON AND STEEL SCRAP	1,629		1,629	DECHETS DE FER, D'ACIER
	NON-FERROUS MET.SCRAP	157		157	DECHETS METAL.NON FER.
	SLAG,DROSS,BY-PRODUCTS		400	400	POUS.GUEUL.SCOR.PROD.
	CRUDE PETROLEUM		5,082,829	5,082,829	PÉTROLE BRUT
	ASBESTOS	58,047	427	58,474	AMIANTE
	CLAY MATERIALS NES	913		913	MATIÈRES ARGIL.NDA
	STONE,CRUDE NES		2,165	2,165	PIERRE BRUTE NDA
	SALT	30		30	SEL
	CRUDE NON-MET.MIN.NES	1,698		1,698	MIN.NON-MET.BRUTS NDA
	COTTON,TEXTILE WASTE	2,053	29	2,082	DECHETS DE COTON,TEXT.
	WASTE AND SCRAP NES	5,023		5,023	DECHETS ET REBUTS NDA
	LEATHER	5	14	19	CUIR
	RUBBER FAB.MATERIALS	233	6	239	DEMI-PROD.CAOUTCHOUC
	LUMBER AND TIMBER	8,109	1,586	9,695	BOIS D'ŒUVRE ET CHARP.
VENEER,PLYWOOD	2,312	206	2,518	PLACAGES,CONTRE-PLAQ.	
WOOD FAB.MATERIALS		33	33	DEMI-PRODUITS EN BOIS	
PULP	386,375		386,375	PATE	
NEWSPRINT PAPER	229,306		229,306	PAPIER JOURNAL	
PAPER NES	9,431		9,431	PAPIER NDA	
PAPERBOARD	26,363	565	26,928	CARTON	
BLDG.PAPER AND BOARD	1,835	4	1,839	PLAQ.CONSTR.,PAP/CART.	
WET MACHINE BOARD	73		73	CARTON EN PATE PRESSE	
CORDAGE,TWINE,ROPE		1,212	1,212	CORDAGE,FICELLE,COROE	
JUTE WOVEN FABRICS		1,914	1,914	TISSUS DE JUTE	
TEXTILE FAB.MTL NES	416	4,553	4,969	OUVR.EN MAT.TEXT.NDA	
VEG.OILS,FATS NES		8	8	HUIL.MAT.GRAS.VEG.NDA	
OILS,FATS,WAXES NES	934	485	1,419	HUIL.MAT.GRAS.CIRE NDA	
METALLIC SALTS	887	23	910	SELS METALLIQUES	
INORGANIC CHEMS. NES	5,396	74,510	79,906	PROD.CHIM.INORG.NDA	
ORGANIC CHEMICALS NES	1,581	385	1,966	PROD.CHIM.ORGAN.NDA	
FERTILIZERS NES	183	6,117	6,300	ENGRAIS CHIMIQUE NDA	
AGRICULTURAL CHEMICALS	39	24	63	PROD.CHIM.AGRICOLES	
SYNTHETIC RUBBER	1,306		1,306	CAOUTCHOUC SYNTHETIQUE	
PLASTIC MATERIALS	1,607	376	1,983	MATIÈRES PLASTIQUES	
DYESTUFF,PIGMENT,PAINT	748	3	751	MAT.COLOR.PIG.PEINTURE	
CHEM.SPECIALTIES NES	417	256	673	PROD.CHIM.SPECIALS NDA	
FUEL OIL	251,587	11,136	262,723	MAZOUT	
LUBRICATING OIL,GREASE	99	10,486	10,585	HUILE,GRAISSE LUBRIF.	
ASPHALTS,ROAD DILS	43		43	ASPHALTE,BITUME LIQ.	
COAL TAR,PITCH		2	2	GOUDRON,BRAI DE BOUIL.	
PETROL.COAL PROD.NES	61,810		61,810	DÉRIVE PETR.CHARB.NDA	
FERRO-ALLOYS	61		61	FERRO-ALLIAGES	
PRIMARY IRON,STEEL NES	867	26	893	FER,ACIER PRIMAIR.NDA	
CASTINGS,FORGINGS	3	424	427	MOUL.PIECES FORGÉES	
BARNS AND RODS,STEEL	320	347	667	BARRES ET TIGES ACIER	
PLATE & SHEET STEEL	20,363	14,088	34,451	TOLES,FEUILLES D'ACIER	
STRUCTURAL SHAPES	4,616	11,422	16,038	PROFILES DE CONSTRUCT.	
RAILS & TRACK MATERIAL	2,440		2,440	RAILS,MAT.VOIE FERREE	
PIPES,TUBES:IRON,STEEL	1,051	3,874	4,925	TUYAUX,TUBES:FER,ACIER	
WIRE	249	397	646	FIL METALLIQUE	
ALUMINUM	5,815		5,815	ALUMINIUM	
COPPER AND ALLOYS	5,701	104	5,805	CUIVRE ET ALLIAGES	

TABLE 6. CARGOES HANDLED AT CANADIAN PORTS, TO AND FROM FOREIGN COUNTRIES.

TABLEAU 6. MARCHANDISES MANUTENTIONNEES DANS LES PORTS CANADIENS, A DESTINATION OU EN PROVENANCE DE PAYS ETRANGERS.

PORT PORT	COMMODITY	TONS LOADED TONNES CHARGÉES	TONS UNLOADED TONNES DECHARGÉES	TOTAL TOTAL	MARCHANDISES	
SAINT JOHN (CONTD. - SUITE)	LEAD AND ALLOYS	1,082		1,082	PLOMB ET ALLIAGES	
	NICKEL AND ALLOYS	118		118	NICKEL ET ALLIAGES	
	ZINC AND ALLOYS	1,628	97	1,725	ZINC ET ALLIAGES	
	NON-FERROUS METALS NES	67	628	695	METAUX NON-FERREUX NDA	
	METAL FAB.BASIC PROD.	1,444	2,466	3,910	OUVR.DE BASE EN METAL	
	BRICKS,TILES NES	2,911	250	3,161	BRIQUES,TUILES NDA	
	GLASS BASIC PRODUCTS	4,014	6	4,020	OUVR.DE BASE EN VERRE	
	ASBESTOS BASIC PROD.	3,652	830	4,482	OUVR.DE BASE AMIANTE	
	CEMENT	133		133	CIMENT	
	CEMENT BASIC PROD.	1		1	OUVR.DE BASE CIMENT	
	NON-MET.MIN.BASIC PROD	261	122	383	PROD.MIN.NON-MET.BASE	
	MISC.FABRICATED PROD.	342	6	348	OUVRAGES DIVERS	
	TRACTORS	475	3,045	3,520	TRACTEURS	
	MACHINERY NES	5,742	4,127	9,869	MACHINES NDA	
	RAILWAY ROLLING STOCK	43		43	MAT.ROUL.DE CH.DE FER	
	PASS.AUTOS AND CHASSIS	2,900	85	2,985	VOITURES PART.,CHASSIS	
	TRUCKS AND CHASSIS	865		865	CAMIONS ET CHASSIS	
	MOTDR VEHICLE ENGINES	7,178	86	7,264	MOTEURS DE VEH.AUTOM.	
	ROAD MOTOR VEH. NES	30		30	VEH.AUTOM.ROUTIERS NDA	
	SHIPS,AIRCRAFT,MIS.VEH	4	1,403	1,407	NAVIRES,AVIONS,VEH.DIV	
	RUBBER TIRES AND TUBES	38	5	43	PNEUS, CHAMBRES A AIR	
	EQUIPMENT MISC.	2,567	2,949	5,516	MATERIEL DIVERS	
	PERSONAL,HSEHOLD GOODS	1,441	1,349	2,790	ART.PERS.ET MENAGERS	
	FIREARMS,AMMUNITION	44		44	ARMES A FEU,MUNITIONS	
	CONTAINERS,CLOSURES	938	379	1,317	CONTENEURS,FERMETURES	
	MISC. END PRODUCTS NES	4,021	775	4,796	PRODUITS FINIS DIV.NDA	
	GENERAL CARGO	3,273	119	3,392	MARCHANDISES DIVERSES	
CONTAINERIZED FREIGHT	217,426	184,662	402,088	FRET CONTENEURESE		
PORT TOTAL	1,918,612 *	5,698,936 *	7,617,548 *	TOTAL DU PORT		
ST. ANDREWS	FISH,FRESH OR FROZEN	192	8,026	8,218	POISSON,FRAIS OU CONG.	
	FISH,CANNED		1,777	1,777	POISSON EN BOITES	
	SHELL FISH,NES		40	40	MOLLUSQUES CRUST.,NDA	
	MISC.FOOD PREP.NES		25	25	DIV.PREP.ALIM.NDA	
	NON-ALCOHOLIC BEVERAGE		29	29	BOISSONS NON-ALCOOLIQ.	
	SALT	1,922		1,922	SEL	
	MACHINERY NES	150		150	MACHINES NDA	
	PORT TOTAL	2,264 *	9,897 *	12,161 *	TOTAL DU PORT	
	ST. STEPHEN	FISH,CANNED		119	119	POISSON EN BOITES
		SALT	250		250	SEL
PORT TOTAL		250 *	119 *	369 *	TOTAL DU PORT	
N.B.-NES/NDA	FISH,FRESH OR FROZEN	9,861	100	9,961	POISSON,FRAIS OU CONG.	
	FISH,SALTED OR CURED	9		9	POISSON,SALE OU FUME	
	CRUDE ANIMAL PROD.NES	473		473	PR.BRUTS ORIG.ANIM.NDA	
	PORT TOTAL	10,343 *	100 *	10,443 *	TOTAL DU PORT	
PROVINCE TOTAL		2,957,999 **	6,195,840 **	9,153,839 **	TOTAL DE LA PROVINCE	
QUEBEC / QUEBEC BAIE COMEAU	BARLEY	296,225	50,209	346,434	ORGE	
	CORN	109,618	111,563	221,181	MAIS	
	OATS	4,000	3,541	7,541	AVOINE	
	RYE	23,200	26,644	49,844	SEIGLE	
	WHEAT	791,685	352,863	1,144,548	BLE	
	SEEDS FOR SOWING NES	13,840		13,840	GRAINES DE SEMENCE NDA	
	SOYA BEANS	186,263	248,000	434,263	GRAINE DE SOYA	
	OIL SEEDS,NUTS NES	7,247		7,247	GRAINES,NOIX OLEAG.NDA	
	PULPHOOD	11,429		11,429	BOIS A PATE	
	ALUMINA,BAUXITE ORES		297,002	297,002	MINERAIS ALUMINE,BAUX.	
	MANGANESE ORE		60	60	MINERAI DE MANGANESE	
	SULPHUR IN ORES		6,384	6,384	SOUFRE EN MINERAI	
	NEWSPRINT PAPER	329,743		329,743	PAPIER JOURNAL	
	METALLIC SALTS		4,202	4,202	SELS METALLIQUES	
	FUEL OIL		61,045	61,045	MAZOUT	
	COKE		76,647	76,647	COKE	
	COAL TAR,PITCH		19,411	19,411	GOUDRON,BRAI DE BOUIL.	
	PRIMARY IRON,STEEL NES		1,504	1,504	FER,ACIER PRIMAIR.NDA	
	BAR AND RODS,STEEL		769	769	BARRES ET TIGES ACIER	
	PLATE & SHEET STEEL		1,496	1,496	TOLES,FEUILLES ACIER	
	ALUMINIUM	33,993		33,993	ALUMINIUM	
	NON-FERROUS METALS NES		96	96	METAUX NON-FERREUX NDA	
	BRICKS,TILES NES		1,029	1,029	BRIQUES,TUILES NDA	
	MACHINERY NES		210	210	MACHINES NDA	
	EQUIPMENT MISC.		86	86	MATERIEL DIVERS	
	CONTAINERS,CLOSURES		2,515	2,515	CONTENEURS,FERMETURES	
	PORT TOTAL	1,807,243 *	1,265,276 *	3,072,519 *	TOTAL DU PORT	
	CAP CHAT	LUMBER AND TIMBER	4,750		4,750	BOIS DOEUVRE ET CHARP.
		PORT TOTAL	4,750 *	*	4,750 *	TOTAL DU PORT
CARLETON	LUMBER AND TIMBER	18,987		18,987	BOIS DOEUVRE ET CHARP.	
	PORT TOTAL	18,987 *	*	18,987 *	TOTAL DU PORT	

TABLE 6. CARGOES HANDLED AT CANADIAN PORTS, TO AND FROM FOREIGN COUNTRIES.

TABLÉAU 6. MARCHANDISES MANUTENTIDNNEES DANS LES PORTS CANADIENS, A DESTINATION OU EN PROVENANCE DE PAYS ÉTRANGERS.

PORT PORT	COMMODITY	TONS LOADED TONNES CHARGÉES	TONS UNLOADED TONNES DÉCHARGÉES	TOTAL TOTAL	MARCHANDISES
CHANDLER	NEWSPRINT PAPER	43,947		43,947	PAPIER JOURNAL
	CONTAINERS,CLOSURES PORT TOTAL	43,947 *	329 329 *	44,276 *	CONTENEURS,FERMETURES TOTAL DU PORT
GASPE	FISH,SALTED OR CURED	727		727	POISSON,SALE DU FUME
	COPPER ORE AND CONC.		6,321	6,321	MINÉRAI,CONC. CUIVRE
	LUMBER AND TIMBER	2,833		2,833	BOIS DŒUVRE ET CHARP.
	SULPHURIC ACID PORT TOTAL	120,000 123,560 *	6,321 *	120,000 129,881 *	ACIDE SULFURIQUE TOTAL DU PORT
GRINDSTONE	FISH,FRESH OR FROZEN	620		620	POISSON,FRAIS OU CONG.
	FEEDS OF ANIMAL ORIGIN	160		160	PROV.DORIGINE ANIMALE
	PORT TOTAL	780 *	*	780 *	TOTAL DU PORT
HAVRE ST. PIERRE	TITANIUM ORE	744,223		744,223	MINÉRAI DE TITANE
	PORT TOTAL	744,223 *	*	744,223 *	TOTAL DU PORT
MATANE	SHELL FISH,NES PORT TOTAL	*	100 100 *	100 100 *	MOLLUSQUES CRUST.,NDA TOTAL DU PORT
MONTREAL	CATTLE	461		461	BOVINS
	LIVE ANIMALS, NES	291	14	305	ANIMAUX VIVANTS, NDA
	MEAT,FRESH OR FROZEN	8,427	284	8,711	VIANDE,FRAICHE / CONG.
	MEAT,CURED	700		700	VIANDE FUMÉE OU SALÉE
	MEAT AND MEAT PREP.NES	1,108	1,125	2,233	VIANDES ET PREP.NDA
	FISH,FRESH OR FROZEN	226	393	619	POISSON,FRAIS OU CONG.
	FISH,SALTED OR CURED	127	32	159	POISSON,SALE OU FUME
	FISH,CANNED		367	367	POISSON EN BOITES
	LOBSTER		153	153	HOMARD
	SHELL FISH,NES	96	1,379	1,475	MOLLUSQUES CRUST.,NDA
	BUTTER		4,200	4,200	BEURRE
	CHEESE	1,576	460	2,036	FROMAGE
	MILK POWDER	54,480		54,480	LAIT EN POUFRE
	DAIRY PROD.EGGS,HONEY	674	149	823	PROD.LAIT.,ŒUFS,MIEL
	BARLEY	278,948		278,948	ORGE
	CORN	84,680	360,856	445,536	MAIS
	OATS	12,676	34,700	47,376	AVOINE
	RYE	19,112		19,112	SEIGLE
	WHEAT	2,025,763	45,924	2,071,687	BLÉ
	CORN MEAL AND FLOUR	39		39	SEMOULE,FARINE DE MAIS
	MALT AND MALT FLOUR	10,389		10,389	MALT ET FARINE DE MALT
	WHEAT FLOUR	103,571	669	104,240	FARINE DE BLÉ
	CEREALS MILLED,NES	181		181	CÉREALES MOULUES,NDA
	BAKERY PROD.INC.FROZEN	20	6	26	PROD.BOUL.,PROD.CONG.
	MACARONI,CEREAL PROD.	321	1,986	2,307	PÂTES ALIM.PROD.CÉREAL
	APPLES	54	1,568	1,622	POMMES
	FRESH FRUITS,BERRIES		15,163	15,163	FRUITS, BAIES FRAIS
	FROZEN FRUITS, BERRIES	38	510	548	FRUITS, BAIES CONGÉLÉS
	DRIED FRUITS		299	299	FRUITS SECS
	FRUIT JUICES	9	3,245	3,254	JUS DE FRUIT
	FRUIT PULP, PUREE		18	18	PULPE DE FRUIT, PUREE
	FRUIT,PRES.NOT CANNED	19	1,161	1,180	CONS. FRUITS NON BOITE
	FRUITS, PREP. CANNED	187	5,952	6,139	FRUITS PREP. EN BOITE
	NUTS,EXC.OIL NUTS NES		2,467	2,467	NOIX,SAUF ŒLEAG.NDA
	VEGETABLES, FRESH	640	392	1,032	LEGUMES, FRAIS
	VEGETABLES, FROZEN	149	204	353	LEGUMES, CONGÉLÉS
	VEGETABLES, DRIED	8,297	215	8,512	LEGUMES, SECS
	VEGETABLE PREP.NES	1,175	1,471	2,646	PREP. DE LEGUMES NDA
	RAW SUGAR		368,905	368,905	SUCRE BRUT
	SUGAR, NES	14,549	7,827	22,376	SUCRE, NDA
	MOLASSES, CRUDE		97,880	97,880	MELASSE, BRUTE
	SYRUP	5	5,626	5,631	SIROP
	SUGAR PREPARATIONS	1	1,216	1,217	PREP. A BASE DE SUCRE
	COCOA AND CHOCOLATE		1,925	1,925	CACAO ET CHOCOLAT
	COFFEE		12,605	12,605	CAFÉ
	TEA		11,934	11,934	THÉ
	SPICES	40	1,452	1,492	ÉPICES
	SAUSAGE SKINS,CASINGS	31		31	BOYAUX A SAUCISSÉS
	MISC.FOOD PREP.NES	3,766	10,007	13,773	DIV.PREP.ALIM.NDA
	HAY,FORAGE,STRAW	234		234	FOIN,FOURRAGE,PAILLE
	HULLS,SCREENINGS,CHAFF	38		38	ÉCILURES,CRIBLURES,BAL
	GROUND CEREALS NES	10,653		10,653	CÉREALES MOULUES NDA
	OIL SEED MEAL,CAKE NES	132		132	FAR.TOURT.ŒLEAG.NDA
	FEEDS,VEGETABLE ORIGIN	83,187	13,038	96,225	PROV.DORIGINE VÉGÉTALE
	CONC.COMPLETE FEEDS	5,296		5,296	CONC.,PROV.COMPLÈTES
	NON-ALCOHOLIC BEVERAGE	1,109	73	1,182	BOISSONS NON-ALCOOLIQ.
ALE,BEER,STOUT,PORTER	2	2	4	ALE,BIÈRE,STOUT,PORTER	
WINES	44	1,069	1,113	VINS	
DIST.ALCOHOLIC BEV.	369	3,739	4,108	BOISS.ALCOOL.DIST.	
CIGARETTES	12	4	16	CIGARETTES	
TOBACCO NES	35	1,982	2,017	TABACS NDA	
RAW HIDES AND SKINS	19,065	31	19,096	PEAUX ET CUIRS BRUT	
CRUDE ANIMAL PROD.NES	1	13	14	PR.BRUTS ORIG.ANIM.NDA	

TABLE 6. CARGOES HANDLED AT CANADIAN PORTS, TO AND FROM FOREIGN COUNTRIES.

TABLEAU 6. MARCHANDISES MANUTENTIONNEES DANS LES PORTS CANADIENS, A DESTINATION OU EN PROVENANCE DE PAYS ETRANGERS.

PORT PORT	COMMODITY	TONS LOADED TONNES CHARGEES	TONS UNLOADED TONNES DECHARGEES	TOTAL TOTAL	MARCHANDISES
MONTREAL (CONTD. - SUITE)	SEEDS FOR SOWING NES	108	17	125	GRAINES DE SEMENCE NDA
	MUSTARD SEED	119		119	GRAINE DE MOUTARDE
	RAPESEED	100		100	GRAINE DE COLZA
	SOYA BEANS	59,954	125,919	185,873	GRAINE DE SOYA
	OIL SEEDS,NUTS NES	6	433	439	GRAINES,NOIX OLEAG.NDA
	NURSERY, GREENHSE STOCK	28	689	717	PROD.PEPINIERE,SERRE
	RUBBER, ALLIED GUMS,NAT	245	6,069	6,314	CAOUTCHOUC GOMMES NAT.
	CRUDE VEG.PROD.NES	9	1,668	1,677	PR.BRUTS ORIG.VEG.NDA
	LOGS	95	91	186	BILLES
	PULPWOOD	14		14	BOIS A PATE
	CRUDE WOOD MTLs. NES		342	342	MATIERES BOIS BRUT NDA
	WOOL AND ANIMAL HAIR		173	173	LAINNE,POILS DANIMAL
	TEXTILE FIBRES NES	380	6,874	7,254	FIBRES TEXTILES NDA
	ALUMINA,BAUXITE ORES		29,106	29,106	MINERAIS ALUMINE,BAUX.
	COPPER ORE AND CONC.		6,686	6,686	MINERAI,CONC. CUIVRE
	LEAD ORE AND CONC.	496		496	MINERAI,CONC.DE PLOMB
	MANGANESE ORE		105,276	105,276	MINERAI DE MANGANESE
	NICKEL-COPPER ORE	568		568	MINER.DE CUIVRE-NICKEL
	ZINC ORE AND CONC.	9,377		9,377	MINERAI,CONC.DE ZINC
	ORES AND CONC.NES	1,778	38,355	40,133	MINERAIS ET CONC.NDA
	IRON AND STEEL SCRAP		12	12	DECHETS DE FER, DACIER
	NON-FERROUS MET.SCRAP	1,158	333	1,491	DECHETS METAL.NON FER.
	SLAG,DROSS,BY-PRODUCTS	100		100	POUS.GUEUL.SCOR.PROD.
	COAL,BITUMINOUS		206,866	206,866	CHARBON BITUMINEUX
	CRUDE PETROLEUM		2,383	2,383	PETROLE BRUT
	ASBESTOS	111,738	1,858	113,596	AMIANTE
	BENTONITE	20	15,023	15,043	BENTONITE
	CLAY MATERIALS NES		5,733	5,733	MATIERES ARGIL.NDA
	STONE,CRUDE NES	1,258	14,358	15,616	PIERRE BRUTE NDA
	FLUORSPAR	17,800	70,960	88,760	SPATH FLUOR
	GYP SUM	450		450	GYPSE
	SALT	44	191,452	191,496	SEL
	SULPHUR IN ORES	155		155	SOUFRE EN MINERAI
	CRUDE NON-MET.MIN.NES	14,965	10,482	25,447	MIN.NON-MET.BRUTS NDA
	COTTON,TEXTILE WASTE	1,236	111	1,347	DECHETS DE COTON,TEXT.
	WASTE AND SCRAP NES	1,669	243	1,912	DECHETS ET REBUTS NDA
	LEATHER	72	93	165	CUIR
	RUBBER FAB.MATERIALS	483	122	605	DEMI-PROD.CAOUTCHOUC
	LUMBER AND TIMBER	13,334	8,597	21,931	BOIS OEUVRE ET CHARP.
	SHINGLES AND SHAKES	272		272	BARDEAUX,BOARD,FACADE
	VENEER,PLYWOOD	1,241	46,105	47,346	PLACAGES,CONTRE-PLAQ.
	COOPERAGE STOCK	593		593	DEMI-PROD.TONNELLERIE
	WOOD FAB.MATERIALS	552	13,594	14,146	DEMI-PRODUITS EN BOIS
	PULP	21,185	2,672	23,857	PATE
	NEWSPRINT PAPER	24,870		24,870	PAPIER JOURNAL
	PAPER NES	22,190	109	22,299	PAPIER NDA
	PAPERBOARD	2,625	61	2,686	CARTON
	BLDG.PAPER AND BOARD	2,686	10,843	13,529	PLAQ.CONSTR.,PAP/CART.
	WET MACHINE BOARD	261		261	CARTON EN PATE PRESSE
	COROAGE, TWINE,ROPE	33	4,019	4,052	CORDAGE,FICELLE,CORDE
	JUTE WOVEN FABRICS		18,895	18,895	TISSUS DE JUTE
	TEXTILE FAB.MTL NES	3,039	16,791	19,830	OUVR.EN MAT.TEXT.NDA
	ANIMAL OILS,EXC.MARINE	29,456	122	29,578	HUIL.ANIM.SAUF AN.MAR.
	FISH,MARINE ANIMAL OIL	55		55	HUIL.DE POISSON,AN.MAR
	VEG.OILS,FATS NES	3,224	3,553	6,777	HUIL.MAT.GRAS.VEG.NDA
	OILS,FATS,WAXES NES	979	2,470	3,449	HUIL.MAT.GRAS.CIRE NDA
	SULPHURIC ACID	9	253	262	ACIDE SULFURIQUE
	METALLIC SALTS	985	2,653	3,638	SELS METALLIQUES
	INORGANIC CHEMS. NES	4,374	11,144	15,518	PROD.CHIM.INORG.NDA
	GLYCOL	48	2,500	2,548	GLYCOL
	ORGANIC CHEMICALS NES	45,357	72,662	118,019	PROD.CHIM.ORGAN.NDA
	EXPLOS., FUSES, CAPS	32		32	EXPLOS.,AMORCES, DET.
	POTASH	1,163		1,163	POTASSE
	FERTILIZERS NES	499	18,135	18,634	ENGRAIS CHIMIQUE NDA
	AGRICULTURAL CHEMICALS	151	1,435	1,586	PROD.CHIM.AGRICOLES
	SYNTHETIC RUBBER	4,135	390	4,525	CAOUTCHOUC SYNTHETIQUE
	PLASTIC MATERIALS	5,220	1,662	6,882	MATIERES PLASTIQUES
	DYESTUFF,PIGMENT,PAINT	539	196	735	MAT.COLOR.PIG.PEINTURE
	CHEM.SPECIALTIES NES	3,301	613	3,914	PROD.CHIM.SPECIALS NDA
	FUEL OIL	694,714	899,367	1,594,081	MAZOUT
	LUBRICATING OIL,GREASE	697	10,832	11,529	HUILE,GRAISSE LUBRIF.
	COKE	3,588		3,588	COKE
	ASPHALTS,ROAD OILS	1,167	93	1,260	ASPHALTE,BITUME LIQD.
	PETROL.COAL PROD.NES	12,136	2,319	14,455	DERIVE PETR.CHARB.NDA
	FERRO-ALLOYS	7,580	56,488	64,068	FERRO-ALLIAGES
	PIG IRON	88		88	FER EN GUEUSE
	PRIMARY IRON,STEEL NES	49,131	41,621	90,752	FER,ACIER PRIMAIR.NDA
	CASTINGS,FORGINGS	203	4,156	4,359	MOUL.PIECES FORGEES
	BAR AND ROOS,STEEL	7,542	100,642	108,184	BARRES ET TIGES ACIER
	PLATE & SHEET STEEL	51,383	146,730	198,113	TOLES,FEUILLES DACIER
	STRUCTURAL SHAPES	17,482	197,338	214,820	PROFILES DE CONSTRUCT.
	RAILS & TRACK MATERIAL	173	20,130	20,303	RAILS,MAT.VDIE FERREE
	PIPES,TUBES:IRON,STEEL	4,344	11,952	16,296	TUYAUX,TUBES:FER,ACIER

TABLE 6. CARGOES HANDLED AT CANADIAN PORTS, TO AND FROM FOREIGN COUNTRIES.

TABLÉAU 6. MARCHANDISES MANUTENTIONNÉES DANS LES PORTS CANADIENS, A DESTINATION OU EN PROVENANCE DE PAYS ÉTRANGERS.

PORT PORT	COMMODITY	TONS LOADED TONNES CHARGÉES	TONS UNLOADED TONNES DECHARGÉES	TOTAL TOTAL	MARCHANDISES
MONTREAL (CONTO. - SUITE)	WIRE	837	4,412	5,249	FIL METALLIQUE
	ALUMINUM	33,138	2,459	35,597	ALUMINIUM
	COPPER AND ALLOYS	36,980	7,792	44,772	CUIVRE ET ALLIAGES
	LEAD AND ALLOYS	2,851		2,851	PLCMB ET ALLIAGES
	NICKEL AND ALLOYS	14,334	55	14,389	NICKEL ET ALLIAGES
	ZINC AND ALLOYS	9,165		9,165	ZINC ET ALLIAGES
	NON-FERROUS METALS NES	5,126	2,379	7,505	METAUX NON-FERREUX NDA
	METAL FAB.BASIC PROD.	5,362	4,364	9,726	OUVR.DE BASE EN METAL
	BUILDING BRICK, CLAY	4	69	73	BRIQ.A BATIR ARGILE
	DRAIN TILES,PIPES	194	6	200	TUILES TUY.DE DRAINAGE
	BRICKS,TILES NES	9,961	5,282	15,243	BRIQUES,TUILES NDA
	GLASS BASIC PRODUCTS	2,023	4,149	6,172	OUVR.DE BASE EN VERRE
	ASBESTOS BASIC PROD.	2,314	1,239	3,553	OUVR.DE BASE AMIANTE
	CEMENT	164,887	10	164,897	CIMENT
	CEMENT BASIC PROD.	166	36	202	OUVR.DE BASE CIMENT
	LIME	761		761	CHAUX
	NON-MET.MIN.BASIC PROD	1,098	1,515	2,613	PROD.MIN.NON-MET.BASE
	MISC.FABRICATED PROD.	402	1,820	2,222	OUVRAGES DIVERS
	TRACTORS	2,786	12,770	15,556	TRACTEURS
	MACHINERY NES	43,932	29,552	73,484	MACHINES NDA
	RAILWAY ROLLING STOCK	4,426	148	4,574	MAT.ROUL.DE CH.DE FER
	PASS.AUTOS AND CHASSIS	2,471	13,433	15,904	VOITURES PART.,CHASSIS
	BUSES AND CHASSIS	258		258	AUTOBUS ET CHASSIS
	TRUCKS AND CHASSIS	1,796	48	1,844	CAMIONS ET CHASSIS
	MOTOR VEHICLE ENGINES	9,414	712	10,126	MOTEURS DE VEH.AUTOM.
	ROAD MOTOR VEH. NES	568	212	780	VEH.AUTOM.ROUTIERS NDA
	SHIPS,AIRCRAFT,MIS.VEH	959	175	1,134	NAVIRES,AVIONS,VEH.OIV
	RUBBER TIRES AND TUBES	803	289	1,092	PNEUS, CHAMBRES A AIR
	EQUIPMENT MISC.	16,291	7,092	23,383	MATERIEL DIVERS
	PERSONAL,HOUSEHOLD GOODS	4,586	9,738	14,324	ART.PERS.ET MENAGERS
	FIREARMS,AMMUNITION	118	177	295	ARMES A FEU,MUNITIONS
	CONTAINERS,CLOSURES	3,750	256	4,006	CONTENEURS,FERMETURES
MISC. END PRODUCTS NES	7,255	761	8,016	PRODUITS FINIS DIV.NDA	
GENERAL CARGO	15,937	26,010	41,947	MARCHANDISES DIVERSES	
CONTAINERIZED FREIGHT	799,071	622,629	1,421,700	FRET CONTENEURESE	
PORT TOTAL	5,224,088 *	4,357,148 *	9,581,236 *	TOTAL DU PORT	
CONTRECOEUR	RAW SUGAR		41,496	41,496	SUCRE BRUT
	IRON ORE AND CONC	778,567	1,336,511	2,115,078	MINERAL,CONC.DE FER
	MANGANESE ORE	39,644	211,623	251,267	MINERAL DE MANGANESE
	TITANIUM ORE	5,919	2,688	8,607	MINERAL DE TITANE
	ORES AND CONC.NES	11,888	22,647	34,535	MINERAIS ET CONC.NDA
	BENTONITE		19,884	19,884	BENTONITE
	FLUORSPAR	13,216	28,594	41,810	SPATH FLUOR
	PHOSPHATE ROCK		66,451	66,451	ROCHE PHOSPHATEE
	COKE	133,701	142,476	276,177	COKE
	PORT TOTAL	982,935 *	1,872,370 *	2,855,305 *	TOTAL DU PORT
NEW RICHMOND	LUMBER AND TIMBER	900		900	BOIS D'OEUVRE ET CHARP.
	PAPERBOARD	9,084		9,084	CARTON
	FUEL OIL		15,296	15,296	MAZOUT
	PORT TOTAL	9,984 *	15,296 *	25,280 *	TOTAL DU PORT
PASPEBIAC	LUMBER AND TIMBER	1,305		1,305	BOIS D'OEUVRE ET CHARP.
	PAPERBOARD	15,186		15,186	CARTON
	PORT TOTAL	16,491 *		16,491 *	TOTAL DU PORT
POINT AU PIC	NEWSPRINT PAPER	2,348		2,348	PAPIER JOURNAL
	PORT TOTAL	2,348 *		2,348 *	TOTAL DU PORT
PORT ALFRED	ALUMINA,BAUXITE ORES		2,967,181	2,967,181	MINERAIS ALUMINE,BAUX.
	FLUORSPAR		22,110	22,110	SPATH FLUOR
	SALT		7,716	7,716	SEL
	CRUDE NON-MET.MIN.NES		1,392	1,392	MIN.NON-MET.BRUTS NDA
	LUMBER AND TIMBER	23,545		23,545	BOIS D'OEUVRE ET CHARP.
	VENEER,PLYWOOD	112		112	PLACAGES,CONTRE-PLAQ.
	PULP	10,656		10,656	PATE
	NEWSPRINT PAPER	271,940		271,940	PAPIER JOURNAL
	PAPER NES	71		71	PAPIER NDA
	METALLIC SALTS	2,914	1,875	4,789	SELS METALLIQUES
	INORGANIC CHEMS. NES	847	121,471	122,318	PROD.CHIM.INORG.NDA
	ORGANIC CHEMICALS NES	1,460		1,460	PROD.CHIM.ORGAN.NDA
	FUEL OIL		432,445	432,445	MAZOUT
	COKE	11,184	335,774	346,958	COKE
	FERRO-ALLOYS	72		72	FERRO-ALLIAGES
	PLATE & SHEET STEEL		2,403	2,403	TOLES,FEUILLES D'ACIER
	ALUMINUM	81,933	658	82,591	ALUMINIUM
	NON-FERROUS METALS NES	1,255	6,269	7,524	METAUX NON-FERREUX NDA
	METAL FAB.BASIC PROD.		328	328	OUVR.DE BASE EN METAL
	BUILDING BRICK, CLAY		1,718	1,718	BRIQ.A BATIR ARGILE
	BRICKS,TILES NES		7,189	7,189	BRIQUES,TUILES NDA
	MACHINERY NES	45		45	MACHINES NDA
	EQUIPMENT MISC.	28	5	33	MATERIEL DIVERS

TABLE 6. CARGOES HANDLED AT CANADIAN PORTS, TO AND FROM FOREIGN COUNTRIES.

TABLEAU 6. MARCHANDISES MANUTENTIONNEES DANS LES PORTS CANADIENS, A DESTINATION OU EN PROVENANCE DE PAYS ETRANGERS.

PORT PORT	COMMODITY	TONS LOADED TONNES CHARGEES	TONS UNLOADED TONNES DECHARGEES	TOTAL TOTAL	MARCHANDISES
PORT ALFRED (CONTO. - SUITE)	MISC. END PRODUCTS NES		1	1	PRODUITS FINIS DIV.NDA
	GENERAL CARGO	11		11	MARCHANDISES DIVERSES
	PORT TOTAL	406,073 *	3,908,535 *	4,314,608 *	TOTAL DU PORT
PORT CARTIER	BARLEY	326,692	122,757	449,449	ORGE
	CORN	647,580	649,998	1,297,578	MAIS
	OATS	63,769	74,180	137,949	AVOINE
	RYE	9,062	3,485	12,547	SEIGLE
	WHEAT	1,868,521	404,350	2,272,871	BLE
	SOYA BEANS	133,724	124,303	258,027	GRAINE DE SOYA
	IRON ORE AND CONC	9,240,620		9,240,620	MINERAI, CONC. DE FER
	SULPHURIC ACID		6,948	6,948	ACIDE SULFURIQUE
	INDRGANIC CHEMS. NES		12,428	12,428	PROD. CHIM. INORG. NDA
	RAILS & TRACK MATERIAL		5,656	5,656	RAILS, MAT. VOIE FERREE
	PORT TOTAL	12,289,968 *	1,404,105 *	13,694,073 *	TOTAL DU PORT
QUEBEC	FISH, SALTED OR CURED		2	2	POISSON, SALE OU FUME
	CHEESE		10	10	FROMAGE
	MILK POWDER	1,086		1,086	LAIT EN POUORE
	BARLEY	238,230	22,897	261,127	ORGE
	CORN	73,347	272,871	346,218	MAIS
	OATS	4,165	33,756	37,921	AVOINE
	RYE	30,789	24,114	54,903	SEIGLE
	WHEAT	1,218,093	110,900	1,328,993	BLE
	VEGETABLES, DRIED		5	5	LEGUMES, SECS
	RAW SUGAR		11,112	11,112	SUCRE BRUT
	SUGAR PREPARATIONS		1	1	PREP. A BASE DE SUCRE
	COCOA AND CHOCOLATE		223	223	CACAO ET CHOCOLAT
	COFFEE		8	8	CAFE
	TEA		29	29	THE
	DIST. ALCOHOLIC BEV.		5	5	BOISS. ALCOOL. DIST.
	TOBACCO NES	213		213	TABACS NDA
	FLAXSEED	21,345		21,345	GRAINE DE LIN
	SOYA BEANS	73,008	62,341	135,349	GRAINE DE SOYA
	OIL SEEDS, NUTS NES		2	2	GRAINES, NOIX OLEAG. NDA
	NURSERY, GREENHSE STOCK		5	5	PROD. PEPINIERE, SERRE
	PULPWOOD	17		17	BOIS A PATE
	ALUMINA, BAUXITE ORES		2,424	2,424	MINERAIS ALUMINE, BAUX.
	COPPER ORE AND CONC.	23,919	55,522	79,441	MINERAI, CONC. CUIVRE
	IRON ORE AND CONC	24,166		24,166	MINERAI, CONC. DE FER
	LEAD ORE AND CONC.	1,180		1,180	MINERAI, CONC. DE PLOMB
	NICKEL-COPPER ORE	93,922		93,922	MINER. DE CUIVRE-NICKEL
	ZINC ORE AND CONC.	592,991		592,991	MINERAI, CONC. DE ZINC
	IRON AND STEEL SCRAP	22,157		22,157	DECHETS DE FER, DACIER
	SLAG, DROSS, BY-PRODUCTS		23,689	23,689	POUS. GUEUL. SCOR. PROD.
	CRUDE PETROLEUM		3,090,406	3,090,406	PETROLE BRUT
	ASBESTOS	15,560		15,560	AMIANTE
	CLAY MATERIALS NES		18,000	18,000	MATIERES ARGIL. NDA
	STONE, CRUDE NES	777		777	PIERRE BRUTE NOA
	SULPHUR IN ORES	11,095		11,095	SOUFRE EN MINERAI
	LUMBER AND TIMBER	81,884		81,884	BOIS D'OEUVRE ET CHARP.
	VENEER, PLYWOOD	123		123	PLACAGES, CONTRE-PLAQ.
	WOOD FAB. MATERIALS		42	42	DEMI-PRODUITS EN BOIS
	PULP	15,272		15,272	PATE
	NEWSPRINT PAPER	166,774		166,774	PAPIER JOURNAL
	PAPERBOARD	1,192	627	1,819	CARTON
	BLDG. PAPER AND BOARD		560	560	PLAQ. CONSTR., PAP/CART.
	TEXTILE FAB. MTL NES	7		7	OUVR. EN MAT. TEXT. NDA
	ANIMAL OILS, EXC. MARINE	3,681		3,681	HUIL. ANIM. SAUF AN. MAR.
	OILS, FATS, WAXES NES	140		140	HUIL. MAT. GRAS. CIRE NDA
	METALLIC SALTS	484	11,114	11,598	SELS METALLIQUES
	ORGANIC CHEMICALS NES	1	72	73	PROD. CHIM. ORGAN. NDA
	FERTILIZERS NES		5,196	5,196	ENGRAIS CHIMIQUE NOA
	AGRICULTURAL CHEMICALS		23	23	PROD. CHIM. AGRICOLES
	DYESTUFF, PIGMENT, PAINT		6	6	MAT. COLOR. PIG. PEINTURE
	FUEL OIL	558,231	382,944	941,175	MAZOUT
	COKE		26,882	26,882	COKE
	PETROL. COAL PROD. NES	33,727	5	33,732	DERIVE PETR. CHARB. NDA
	FERRO-ALLOYS		567	567	FERRO-ALLIAGES
CASTINGS, FORGINGS		787	787	MOUL. PIECES FORGEES	
PLATE & SHEET STEEL	974	10,974	11,948	TOLES, FEUILLES DACIER	
STRUCTURAL SHAPES	382	2,043	2,425	PROFILES DE CONSTRUCT.	
PIPES, TUBES: IRON, STEEL		110	110	TUYAUX, TUBES: FER, ACIER	
WIRE	14	110	124	FIL METALLIQUE	
ALUMINUM	3,128		3,128	ALUMINIUM	
COPPER AND ALLOYS		1	1	CUIVRE ET ALLIAGES	
LEAD AND ALLOYS	164		164	PLOMB ET ALLIAGES	
NICKEL AND ALLOYS		12,705	12,705	NICKEL ET ALLIAGES	
METAL FAB. BASIC PROD.	121	1	122	OUVR. DE BASE EN METAL	
BRICKS, TILES NES		454	454	BRIQUES, TUILES NOA	
GLASS BASIC PRODUCTS		11	11	OUVR. DE BASE EN VERRE	
ASBESTOS BASIC PROD.		44	44	OUVR. DE BASE AMIANTE	
CEMENT	124,266		124,266	CIMENT	

TABLE 6. CARGOES HANDLED AT CANADIAN PORTS, TO AND FROM FOREIGN COUNTRIES.

TABLEAU 6. MARCHANDISES MANUTENTIONNEES DANS LES PORTS CANADIENS, A DESTINATION OU EN PROVENANCE DE PAYS ETRANGERS.

PORT PORT	COMMODITY	TONS LOADED TONNES CHARGEES	TONS UNLOADED TONNES DECHARGEES	TOTAL TOTAL	MARCHANDISES	
QUEBEC (CONTD. - SUITE)	NON-MET.MIN.BASIC PROD		1,106	1,106	PROD.MIN.NON-MET.BASE	
	MISC.FABRICATEO PROD.	9	3	12	CUVRAGES DIVERS	
	TRACTORS		1	1	TRACTEURS	
	MACHINERY NES	249	6,267	6,516	MACHINES NDA	
	RAILWAY ROLLING STOCK	248		248	MAT.ROUL.DE CH.DE FER	
	PASS.AUTOS AND CHASSIS	9	492	501	VOITURES PART.,CHASSIS	
	MOTOR VEHICLE ENGINES	604		604	MOTEURS DE VEH.AUTOM.	
	ROAD MOTOR VEH. NES	8		8	VEH.AUTOM.ROUTIERS NDA	
	SHIPS,AIRCRAFT,MIS.VEH		588	588	NAVIRES,AVIONS,VEH.DIV	
	EQUIPMENT MISC.	20	11	31	MATERIEL DIVERS	
	PERSONAL,HSEHOLD GOODS	18	58	76	ART.PERS.ET MENAGERS	
	FIREARMS,AMMUNITION	574		574	ARMES A FEU,MUNITIONS	
	CONTAINERS,CLOSURES	4		4	CONTENEURS,FERMETURES	
	MISC. END PRODUCTS NES	174	12	186	PRODUITS FINIS DIV.NDA	
	GENERAL CARGO	147	111	258	MARCHANDISES DIVERSES	
	CDNTAINERIZED FREIGHT	390,451	334,218	724,669	FRET CONTENEURESE	
	PORT TOTAL	3,829,140 *	4,526,467 *	8,355,607 *	TOTAL OU PORT	
	RIMOUSKI	LUMBER AND TIMBER	12,525		12,525	BOIS DOEUVRE ET CHARP.
		PORT TOTAL	12,525 *	*	12,525 *	TOTAL DU PORT
	SEPT ILES	IRON ORE AND CONC	22,733,803		22,733,803	MINERAI,CONC.DE FER
IRON AND STEEL SCRAP		5,600		5,600	DECHETS DE FER, DACIER	
BENTONITE			167,134	167,134	BENTONITE	
LIMESTONE			23,000	23,000	PIERRE CALCAIRE	
RAILWAY TIES			1,846	1,846	TRAVERSES DE CH. FER	
FUEL OIL			465,402	465,402	MAZOUT	
CASTINGS,FORGINGS		224	2,967	3,191	MOUL.PIECES FORGEES	
RAILS & TRACK MATERIAL			5,029	5,029	RAILS,MAT.VOIE FERREE	
MACHINERY NES			222	222	MACHINES NDA	
EQUIPMENT MISC.			70	70	MATERIEL DIVERS	
PORT TOTAL		22,739,627 *	665,670 *	23,405,297 *	TOTAL OU PORT	
POINTE NOIRE	IRON ORE AND CONC	2,392,469		2,392,469	MINERAI,CONC.DE FER	
	PORT TOTAL	2,392,469 *	*	2,392,469 *	TOTAL DU PORT	
HARBOUR TOTAL - SEPT-ILES & POINTE-NOIRE		25,132,096 *	665,670 *	25,797,766 *	TOTAL DU HAVRE - SEPT-ILES & POINTE-NOIRE	
SOREL	CORN	220,410	171,132	391,542	MAIS	
	RYE	21,168	25,863	47,031	SEIGLE	
	WHEAT	464,417	92,266	556,683	BLE	
	SOYA BEANS	45,024	47,805	92,829	GRAINE DE SOYA	
	SLAG,DROSS,BY-PRODUCTS	780,245		780,245	POUS.GUEUL.SCOR.PROD.	
	COAL, NES		184,621	184,621	CHARBON, NOA	
	WASTE AND SCRAP NES	6,168		6,168	DECHETS ET REBUTS NDA	
	FUEL OIL		51,094	51,094	MAZOUT	
	COKE		16,970	16,970	COKE	
	FERRO-ALLOYS		8,619	8,619	FERRO-ALLIAGES	
	PIG IRON	400,614		400,614	FER EN GUEUSE	
	SHIPS,AIRCRAFT,MIS.VEH		1,017	1,017	NAVIRES,AVIONS,VEH.OIV	
	GENERAL CARGO	16	928	944	MARCHANDISES DIVERSES	
	PORT TOTAL	1,938,062 *	600,315 *	2,538,377 *	TOTAL OU PORT	
	TROIS RIVIERES	DAIRY PROD.EGGS,HONEY	370		370	PROD.LAIT.,OEUFS,MIEL
		BARLEY	20,545		20,545	ORGE
CORN		93,004	96,373	189,377	MAIS	
OATS		6,000	28,413	34,413	AVOINE	
WHEAT		706,423	28,110	734,533	BLE	
MALT AND MALT FLOUR		397		397	MALT ET FARINE DE MALT	
WHEAT FLOUR		91		91	FARINE DE BLE	
MACARONI,CEREAL PROD.			2,969	2,969	PATES ALIM.PROD.CEREAL	
VEGETABLE PREP.NES			250	250	PREP. DE LEGUMES NDA	
COCOA AND CHOCOLATE			484	484	CACAO ET CHOCOLAT	
SOYA BEANS		22,410	34,014	56,424	GRAINE DE SOYA	
TEXTILE FIBRES NES			788	788	FIBRES TEXTILES NDA	
ASBESTOS		8,050		8,050	AMIANTE	
CHINA CLAY			33,476	33,476	KAOLIN	
SALT			7,975	7,975	SEL	
WASTE AND SCRAP NES		150		150	DECHETS ET REBUTS NDA	
LUMBER AND TIMBER		7,627	14,372	21,999	BOIS DOEUVRE ET CHARP.	
VENEER,PLYWOOD		416		416	PLACAGES,CONTRE-PLAQ.	
PULP		1,787		1,787	PATE	
NEWSPRINT PAPER		122,606		122,606	PAPIER JOURNAL	
PAPERBOARD		5,649		5,649	CARTON	
CORDAGE,TWINE,ROPE			2,572	2,572	CORDAGE,FICELLE,CORDE	
ANIMAL OILS,EXC.MARINE		5,800		5,800	HUIL.ANIM.SAUF AN.MAR.	
OILS,FATS,WAXES NES		7		7	HUIL.MAT.GRAS.CIRE NDA	
METALLIC SALTS			7,200	7,200	SELS METALLIQUES	
INDORGANIC CHEMS. NES		234		234	PROD.CHIM.INCRG.NDA	
ORGANIC CHEMICALS NES		31		31	PROD.CHIM.ORGAN.NDA	
FERTILIZERS NES		140		140	ENGRAIS CHIMIQUE NDA	
FUEL OIL			208,941	208,941	MAZOUT	
COKE			82,213	82,213	COKE	
PETROL,CDAL PROD.NES	308		308	DERIVE PETR.CHARB.NDA		
FERRO-ALLOYS		20	20	FERRO-ALLIAGES		

TABLE 6. CARGOES HANDLED AT CANADIAN PORTS, TO AND FROM FOREIGN COUNTRIES.

TABLEAU 6. MARCHANDISES MANUTENTIONNEES DANS LES PORTS CANADIENS, A DESTINATION OU EN PROVENANCE DE PAYS ETRANGERS.

PORT PORT	COMMODITY	TONS LOADED TONNES CHARGÉES	TONS UNLOADED TONNES DÉCHARGÉES	TOTAL TOTAL	MARCHANDISES
TROIS RIVIERES (CONTO. - SUITE)	BARS AND RODS,STEEL	140		140	BARRES ET TIGES ACIER
	PIPES,TUBES:IRON,STEEL	500		500	TUYAUX,TUBES:FER,ACIER
	ALUMINUM	66		66	ALUMINIUM
	NICKEL AND ALLOYS	5		5	NICKEL ET ALLIAGES
	METAL FAB.BASIC PROD.	30		30	OUVR.DE BASE EN METAL
	GLASS BASIC PRODUCTS		3	3	OUVR.DE BASE EN VERRE
	NON-MET.MIN.BASIC PRDD		5	5	PROD.MIN.NON-MET.BASE
	PASS.AUTOS AND CHASSIS	1		1	VOITURES PART.,CHASSIS
	SHIPS,AIRCRAFT,MIS.VEH		20	20	NAVIRES,AVIONS,VEH.DIV
	EQUIPMENT MISC.	43		43	MATERIEL DIVERS
	GENERAL CARGO	1		1	MARCHANDISES DIVERSES
	PORT TOTAL	1,002,831 *	548,198 *	1,551,029 *	TOTAL DU PORT
	VALLEYFIELD	MEAT AND MEAT PREP.NES		523	523
FISH,SALTED OR CURED			1	1	POISSON,SALE OU FUME
MALT AND MALT FLOUR		2,035		2,035	MALT ET FARINE DE MALT
MACARONI,CEREAL PROD.			419	419	PATES ALIM.PROD.CEREAL
FRUIT,PRES.NOT CANNED			8	8	CONS. FRUITS NON BOITE
VEGETABLE PREP.NES			620	620	PREP. DE LEGUMES NDA
SUGAR PREPARATIONS			418	418	PREP. A BASE DE SUCRE
COCOA AND CHOCOLATE			726	726	CACAO ET CHOCOLAT
COFFEE			84	84	CAFE
TEA			33	33	THE
MISC.FOOD PREP.NES			18	18	DIV.PREP.ALIM.NDA
WINES			73	73	VINS
TOBACCO NES			2	2	TABACS NDA
LEATHER			94	94	CUIR
LUMBER AND TIMBER			1,741	1,741	BOIS OEUVRE ET CHARP.
VENEER,PLYWOOD			611	611	PLACAGES,CONTRE-PLAQ.
BLDG.PAPER AND BOARD			259	259	PLAQ.CONSTR.,PAP/CART.
TEXTILE FAB.MTL NES			687	687	OUVR.EN MAT.TEXT.NDA
OILS,FATS,WAXES NES			2	2	HUIL.MAT.GRAS.CIRE NDA
SULPHURIC ACID		20,890		20,890	ACIOE SULFURIQUE
INORGANIC CHEMS. NES			8,611	8,611	PROD.CHIM.INORG.NDA
GLYCOL			1,186	1,186	GLYCOL
ORGANIC CHEMICALS NES		7,080	11,598	18,678	PROD.CHIM.ORGAN.NDA
ZINC AND ALLOYS		491		491	ZINC ET ALLIAGES
MACHINERY NES		34	20	54	MACHINES NDA
EQUIPMENT MISC.			8	8	MATERIEL DIVERS
PERSONAL,HSEHOLD GOODS			155	155	ART.PERS.ET MENAGERS
FIREARMS,AMMUNITION		48	48	ARMES A FEU,MUNITIONS	
MISC. END PRODUCTS NES		44	44	PRODUITS FINIS DIV.NDA	
PORT TOTAL	30,530 *	27,989 *	58,519 *	TOTAL DU PORT	
QUEBEC-NORTH/NORD	ASBESTOS	258,266		258,266	AMIANTE
	GASOLINE		495	495	ESSENCE
	FUEL OIL		6,731	6,731	MAZOUT
	PORT TOTAL	258,266 *	7,226 *	265,492 *	TOTAL DU PORT
QUEBEC-NES/NDA	FISH,SALTED OR CURED	232		232	POISSON,SALE OU FUME
	SALT		10,161	10,161	SEL
	ANIMAL OILS,EXC.MARINE	3,440		3,440	HUIL.ANIM.SAUF AN.MAR.
	PRIMARY IRON,STEEL NES		6,350	6,350	FER,ACIER PRIMAIR.NDA
	SHIPS,AIRCRAFT,MIS.VEH		643	643	NAVIRES,AVIONS,VEH.DIV
	CONTAINERS,CLOSURES		56	56	CONTENEURS,FERMETURES
PORT TOTAL	3,672 *	17,210 *	20,882 *	TOTAL DU PORT	
PROVINCE TOTAL	53,882,499 **	19,222,555 **	73,105,054 **	TOTAL DE LA PROVINCE	
ONTARIO / ONTARIO BADGLEY ISLAND	STONE,CRUDE NES	77,171		77,171	PIERRE BRUTE NDA
	PORT TOTAL	77,171 *	*	77,171 *	TOTAL DU PORT
BELLEVILLE	ORGANIC CHEMICALS NES		3,700	3,700	PROD.CHIM.ORGAN.NDA
	GASOLINE		1,300	1,300	ESSENCE
	MACHINERY NES	1,034		1,034	MACHINES NDA
	PORT TOTAL	1,034 *	5,000 *	6,034 *	TOTAL DU PORT
CARDINAL	CORN		143,000	143,000	MAIS
	VEG.OILS,FATS NES		1,205	1,205	HUIL.MAT.GRAS.VEG.NDA
	PORT TOTAL	*	144,205 *	144,205 *	TOTAL DU PORT
CLARKSON	LUBRICATING OIL,GREASE		3,983	3,983	HUIL.E,GRAISSE LUBRIF.
	CEMENT	285,775		285,775	CIMENT
	PORT TOTAL	285,775 *	3,983 *	289,758 *	TOTAL DU PORT
COLLINGWOOD	CORN		40,340	40,340	MAIS
	OATS		4,525	4,525	AVOINE
	PORT TOTAL	*	44,865 *	44,865 *	TOTAL DU PORT
CORNWALL	PULP	3,882		3,882	PATE
	PAPER NES	5,439		5,439	PAPIER NDA
	METALLIC SALTS		4,412	4,412	SELS METALLIQUES

TABLE 6. CARGOES HANDLED AT CANADIAN PORTS, TO AND FROM FOREIGN COUNTRIES.

TABLEAU 6. MARCHANDISES MANUTENTIONNEES DANS LES PORTS CANADIENS, A DESTINATION OU EN PROVENANCE DE PAYS ETRANGERS.

PORT PORT	COMMODITY	TONS LOADED TONNES CHARGÉES	TONS UNLOADED TONNES DECHARGÉES	TOTAL TOTAL	MARCHANDISES
CORNWALL (CONTD. - SUITE)	ORGANIC CHEMICALS NES		1,944	1,944	PROD.CHIM.ORGAN.NDA
	SYNTHETIC RUBBER	35		35	CACOUTCHOUC SYNTHETIQUE
	PLASTIC MATERIALS	222		222	MATIERES PLASTIQUES
	STRUCTURAL SHAPES	13		13	PROFILES DE CONSTRUCT.
	GLASS BASIC PRODUCTS	3,090		3,090	OUVR.OE BASE EN VERRE
	CEMENT BASIC PROD.		495	495	OUVR.DE BASE CIMENT
	MACHINERY NES	15		15	MACHINES NDA
	MISC. END PRODUCTS NES	94		94	PRODUITS FINIS DIV.NDA
	PORT TOTAL	12,790 *	6,851 *	19,641 *	TOTAL DU PORT
COURTRIGHT	COAL, BITUMINOUS		139,309	139,309	CHARBON BITUMINEUX
	LIMESTONE		16,237	16,237	PIERRE CALCAIRE
	PORT TOTAL	*	155,546 *	155,546 *	TOTAL DU PORT
DEPOT HARBOUR	IRON ORE AND CONC	710,170		710,170	MINERAL, CONC. DE FER
	PORT TOTAL	710,170 *	*	710,170 *	TOTAL DU PORT
GOORICH	CORN		76,867	76,867	MAIS
	OATS		14,088	14,088	AVOINE
	SALT	377,550		377,550	SEL
	PORT TOTAL	377,550 *	90,955 *	468,505 *	TOTAL DU PORT
HAMILTON	CORN		8,111	8,111	MAIS
	FRUIT, PRES. NOT CANNED		69	69	CONS. FRUITS NON BOITE
	NUTS, EXC. OIL NUTS NES		2,412	2,412	NOIX, SAUF OLEAG. NDA
	VEGETABLE PREP. NES	10		10	PREP. DE LEGUMES NDA
	SUGAR, NES	20		20	SUCRE, NDA
	MOLASSES, CRUDE		13,318	13,318	MELASSE, BRUTE
	MOLASSES, REFINED		4,477	4,477	MELASSE, RAFFINEE
	COCOA AND CHOCOLATE		5,000	5,000	CACAO ET CHOCOLAT
	SPICES		31	31	EPICES
	MISC. FOOD PREP. NES	7		7	DIV. PREP. ALIM. NDA
	GROUND CEREALS NES	8		8	CEREALES MOULUES NDA
	SOYA. OIL MEAL, CAKE	33,367		33,367	FARINE TOURT. GR. SOYA
	WINES	3	628	631	VINS
	DIST. ALCOHOLIC BEV.	10	67	77	BOISS. ALCOOL. DIST.
	SOYA BEANS		122,294	122,294	GRAINE DE SOYA
	RUBBER, ALLIED GUMS, NAT		1,838	1,838	CACOUTCHOUC GOMMES NAT.
	TEXTILE FIBRES NES		531	531	FIBRES TEXTILES NDA
	IRON ORE AND CONC		1,251,197	1,251,197	MINERAL, CONC. DE FER
	DRES AND CONC. NES	20	5,420	5,420	MINERAIS ET CONC. NDA
	IRON AND STEEL SCRAP	11,857		11,857	DECHETS DE FER, DACIER
	NON-FERROUS MET. SCRAP	21		21	DECHETS METAL. NON FER.
	COAL, BITUMINOUS		3,877,042	3,877,042	CHARBON BITUMINEUX
	CLAY MATERIALS NES		23,250	23,250	MATIERES ARGIL. NDA
	SAND AND GRAVEL		143,632	143,632	SABLE ET GRAVIERS
	FLUORSPAR		7,784	7,784	SPATH FLUOR
	SALT		29,789	29,789	SEL
	CRUDE NON-MET. MIN. NES	61		61	MIN. NON-MET. BRUTS NDA
	COTTON, TEXTILE WASTE	41		41	DECHETS DE COTON, TEXT.
	LUMBER AND TIMBER	430	222	652	BOIS D'OEUVRE ET CHARP.
	VENEER, PLYWOOD	24		24	PLACAGES, CONTRE-PLAQ.
	BLDG. PAPER AND BOARD		123	123	PLAQ. CONSTR., PAP/CART.
	WET MACHINE BOARD	8		8	CARTON EN PATE PRESSE
	CORDAGE, TWINE, ROPE		735	735	CORDAGE, FICELLE, CORDE
	JUTE WOVEN FABRICS		1,023	1,023	TISSUS DE JUTE
	TEXTILE FAB. MTL NES	3		3	OUVR. EN MAT. TEXT. NDA
	SOYABEAN OIL	10,731		10,731	HUILE DE SOYA
	OILS, FATS, WAXES NES	8		8	HUIL. MAT. GRAS. CIRE NDA
	METALLIC SALTS	93		93	SELS METALLIQUES
	INORGANIC CHEMS. NES	655	2,400	3,055	PROD. CHIM. INORG. NDA
	ORGANIC CHEMICALS NES	106	127	233	PROD. CHIM. ORGAN. NDA
	FERTILIZERS NES		54,250	54,250	ENGRAIS CHIMIQUE NDA
	AGRICULTURAL CHEMICALS	85		85	PROD. CHIM. AGRICOLES
	SYNTHETIC RUBBER	570		570	CACOUTCHOUC SYNTHETIQUE
PLASTIC MATERIALS	42		42	MATIERES PLASTIQUES	
DYESTUFF, PIGMENT, PAINT	29		29	MAT. COLOR. PIG. PEINTURE	
CHEM. SPECIALTIES NES	155		155	PROD. CHIM. SPECIAUX NDA	
COKE	45,787	11,842	57,629	COKE	
PETROL. COAL PROD. NES	46	9,859	9,905	DERIVE PETR. CHARB. NDA	
PRIMARY IRON, STEEL NES	80	3,938	4,018	FER, ACIER PRIMAIR. NDA	
CASTINGS, FORGINGS		1,410	1,410	MOUL. PIECES FORGEES	
BAR AND ROOS, STEEL	132	2,886	3,018	BARRES ET TIGES ACIER	
PLATE & SHEET STEEL	54,724	32,506	87,230	TOLES, FEUILLES DACIER	
STRUCTURAL SHAPES	586	23,724	24,310	PROFILES DE CONSTRUCT.	
RAILS & TRACK MATERIAL	188	108	296	RAILS, MAT. VOIE FERREE	
PIPES, TUBES: IRON, STEEL	27,240	419	27,659	TUYAUX, TUBES: FER, ACIER	
WIRE		419	419	FIL METALLIQUE	
ALUMINUM	1,106	61	1,167	ALUMINIUM	
COPPER AND ALLOYS	4	31	35	CUIVRE ET ALLIAGES	
NICKEL AND ALLOYS	135		135	NICKEL ET ALLIAGES	
METAL FAB. BASIC PROD.	60	1,852	1,912	OUVR. OE BASE EN METAL	
GLASS BASIC PRODUCTS	4	714	718	OUVR. OE BASE EN VERRE	

TABLE 6. CARGOES HANDLED AT CANADIAN PORTS, TO AND FROM FOREIGN COUNTRIES.

TABLEAU 6. MARCHANDISES MANUTENTIONNEES DANS LES PORTS CANADIENS, A DESTINATION OU EN PROVENANCE DE PAYS ETRANGERS.

PORT PORT	COMMOITY	TONS LOADED TONNES CHARGES	TONS UNLOADED TONNES DECHARGES	TOTAL TOTAL	MARCHANDISES
HAMILTON (CONTD. - SUITE)	NON-MET. MIN. BASIC PROD		30	30	PROD. MIN. NON-MET. BASE
	MISC. FABRICATED PROD.		118	118	OUVRAGES DIVERS
	TRACTORS		174	212	TRACTEURS
	MACHINERY NES	38	655	3,229	MACHINES NDA
	RAILWAY ROLLING STOCK		897	897	MAT. ROUL. DE CH. DE FER
	PASS. AUTOS AND CHASSIS		44	44	VOITURES PART., CHASSIS
	TRUCKS AND CHASSIS	275		275	CAMIONS ET CHASSIS
	MOTOR VEHICLE ENGINES	429	1	430	MOTEURS DE VEH. AUTOM.
	ROAD MOTOR VEH. NES	290	5	295	VEH. AUTOM. ROUTIERS NDA
	SHIPS, AIRCRAFT, MIS. VEH	39	65	104	NAVIRES, AVIONS, VEH. DIV
	RUBBER TIRES AND TUBES	57		57	PNEUS, CHAMBRES A AIR
	EQUIPMENT MISC.	263	279	542	MATERIEL DIVERS
	PERSONAL, HSEHOLD GOODS	78	112	190	ART. PERS. ET MENAGERS
	CONTAINERS, CLOSURES	215	48	263	CONTENEURS, FERMETURES
	MISC. END PRODUCTS NES	22	8	30	PRODUITS FINIS DIV. NDA
GENERAL CARGO	1,304	21	1,325	MARCHANDISES DIVERSES	
PORT TOTAL	194,040 *	5,647,976 *	5,842,016 *	TOTAL DU PORT	
KILLARNEY	SAND AND GRAVEL	11,000		11,000	SABLE ET GRAVIERS
	PORT TOTAL	11,000 *	*	11,000 *	TOTAL DU PORT
KINGSTON	CORN		23,447	23,447	MAIS
	FUEL OIL		18,364	18,364	MAZOUT
	PORT TOTAL	*	41,811 *	41,811 *	TOTAL DU PORT
KINGSVILLE	LIMESTONE		107,145	107,145	PIERRE CALCAIRE
	PORT TOTAL	*	107,145 *	107,145 *	TOTAL DU PORT
LITTLE CURRENT	IRON ORE AND CONC	659,083		659,083	MINERAI, CONC. DE FER
	COAL, BITUMINOUS	89,650	36,315	125,965	CHARBON BITUMINEUX
	METALLIC SALTS		3,998	3,998	SELS METALLIQUES
	CEMENT		8,960	8,960	CIMENT
	PORT TOTAL	748,733 *	49,273 *	798,006 *	TOTAL DU PORT
MARATHON	COAL, BITUMINOUS		83,982	83,982	CHARBON BITUMINEUX
	LIMESTONE		10,525	10,525	PIERRE CALCAIRE
	PULP	109,898		109,898	PATE
	COKE		3,067	3,067	COKE
	PORT TOTAL	109,898 *	97,574 *	207,472 *	TOTAL DU PORT
MICHIPICOTEN HARBOUR	IRON ORE AND CONC		172,104	172,104	MINERAI, CONC. DE FER
	COAL, BITUMINOUS		31,817	31,817	CHARBON BITUMINEUX
	LIMESTONE		317,830	317,830	PIERRE CALCAIRE
	COKE		3,640	3,640	COKE
	PORT TOTAL	*	525,391 *	525,391 *	TOTAL DU PORT
MIDLAND	CORN		3,840	3,840	MAIS
	OATS		25,011	25,011	AVOINE
	PORT TOTAL	*	28,851 *	28,851 *	TOTAL DU PORT
OAKVILLE	FUEL OIL	74,645	16,662	91,307	MAZOUT
	CEMENT	8,600		8,600	CIMENT
	PORT TOTAL	83,245 *	16,662 *	99,907 *	TOTAL DU PORT
OSHAWA	RAW SUGAR		18,960	18,960	SUCRE BRUT
	COAL, BITUMINOUS		190,852	190,852	CHARBON BITUMINEUX
	SALT		20,050	20,050	SEL
	PORT TOTAL	*	229,862 *	229,862 *	TOTAL DU PORT
OWEN SOUND	CORN		35,205	35,205	MAIS
	OATS		6,178	6,178	AVOINE
	METALLIC SALTS		8,177	8,177	SELS METALLIQUES
	PORT TOTAL	*	49,560 *	49,560 *	TOTAL DU PORT
PARRY SOUND	IRON ORE AND CONC	59,451		59,451	MINERAI, CONC. DE FER
	LIMESTONE		31,488	31,488	PIERRE CALCAIRE
	METALLIC SALTS		5,251	5,251	SELS METALLIQUES
	PORT TOTAL	59,451 *	36,739 *	96,190 *	TOTAL DU PORT
PICTON	IRON ORE AND CONC	412,815		412,815	MINERAI, CONC. DE FER
	COAL, BITUMINOUS		103,730	103,730	CHARBON BITUMINEUX
	CEMENT	407,041		407,041	CIMENT
	PORT TOTAL	819,856 *	103,730 *	923,586 *	TOTAL DU PORT
PORT COLBORNE	CORN		18,746	18,746	MAIS
	IRON ORE AND CONC		87,597	87,597	MINERAI, CONC. DE FER
	DOLOMITE	1,400,688		1,400,688	DOLOMITE
	SALT		15,188	15,188	SEL
	COKE		50,526	50,526	COKE
	PIG. IRON	49,178		49,178	FER EN COUSE
	MACHINERY NES	2		2	MACHINES NDA
	PORT TOTAL	1,449,868 *	172,057 *	1,621,925 *	TOTAL DU PORT

TABLE 6. CARGOES HANDLED AT CANADIAN PORTS, TO AND FROM FOREIGN COUNTRIES.

TABLÉAU 6. MARCHANDISES MANUTENTIONNÉES DANS LES PORTS CANADIENS, À DESTINATION OU EN PROVENANCE DE PAYS ÉTRANGERS.

PORT PORT	COMMODITY	TONS LOADED TONNES CHARGÉES	TONS UNLOADED TONNES DÉCHARGÉES	TOTAL TOTAL	MARCHANDISES
PORT CREDIT	FUEL OIL PORT TOTAL	28,419 28,419 *	*	28,419 28,419 *	MAZOUT TOTAL DU PORT
PORT STANLEY	COAL,BITUMINOUS FUEL OIL TRUCKS AND CHASSIS PORT TOTAL	 6,073 702 6,775 *	46,684 46,684 *	46,684 6,073 702 53,459 *	CHARBON BITUMINEUX MAZOUT CAMIONS ET CHASSIS TOTAL DU PORT
PRESCOTT	OATS METALLIC SALTS PORT TOTAL	 *	13,740 3,750 17,490 *	13,740 3,750 17,490 *	AVOINE SELS METALLIQUES TOTAL DU PORT
ST. CATHARINES	ORES AND CONC.NES SAND AND GRAVEL METALLIC SALTS INORGANIC CHEMS. NES FUEL OIL NICKEL AND ALLOYS NON-FERROUS METALS NES MACHINERY.NES TRUCKS AND CHASSIS MOTOR VEHICLE ENGINES PORT TOTAL	 11 13 219 2 245 *	14,963 95,396 3 6,932 1,424 58 118,776 *	14,963 95,396 11 3 6,932 1,424 58 13 219 2 119,021 *	MINÉRAIS ET CONC.NDA SABLE ET GRAVIERS SELS METALLIQUES PROD.CHIM.INORG.NDA MAZOUT NICKEL ET ALLIAGES MÉTAUX NON-FERREUX NDA MACHINES NDA CAMIONS ET CHASSIS MOTEURS DE VEH.AUTOM. TOTAL DU PORT
SARNIA	SOYA BEANS COAL,BITUMINOUS SAND AND GRAVEL LIMESTONE INORGANIC CHEMS. NES ORGANIC CHEMICALS NES AGRICULTURAL CHEMICALS SYNTHETIC RUBBER PLASTIC MATERIALS CHEM.SPECIALTIES NES FUEL OIL PETROL.COAL PROD.NES PORT TOTAL	4,480 58,548 650 9,745 8,141 739 842,842 33,928 959,073 *	 2,730,674 113,163 886,281 3,344 14,208 23,208 3,770,878 *	4,480 2,730,674 113,163 886,281 3,344 72,756 650 9,745 8,141 739 842,842 57,136 4,729,951 *	GRAINE DE SOYA CHARBON BITUMINEUX SABLE ET GRAVIERS PIERRE CALCAIRE PROD.CHIM.INORG.NDA PROD.CHIM.ORGAN.NDA PROD.CHIM.AGRICOLES CAOUTCHOUC SYNTHETIQUE MATIERES PLASTIQUES PROD.CHIM.SPECIALIQUES NDA MAZOUT DERIVE PETR.CHARB.NDA TOTAL DU PORT
SAULT STE. MARIE	LOGS IRON ORE AND CONC COAL,BITUMINOUS LIMESTONE PRIMARY IRON,STEEL NES BARS AND RODS,STEEL PLATE & SHEET STEEL STRUCTURAL SHAPES RAILS & TRACK MATERIAL CEMENT PORT TOTAL	300 108,041 5 11,461 11,180 1,530 11,000 143,517 *	 531,194 1,779,465 655,852 100,820 1,253 3,068,584 *	300 531,194 1,779,465 655,852 108,041 5 112,281 12,433 1,530 11,000 3,212,101 *	BILLES MINÉRAI,CONC.DE FER CHARBON BITUMINEUX PIERRE CALCAIRE FER,ACIER PRIMAIR.NDA BARRÉS ET TIGES ACIER TOILES,FEUILLES D'ACIER PROFILES DE CONSTRUCT. RAILS,MAT.VOIE FERREE CIMENT TOTAL DU PORT
SERPENT RIVER	COAL,BITUMINOUS LIMESTONE COKE PORT TOTAL	 *	20,039 158,351 12,522 190,912 *	20,039 158,351 12,522 190,912 *	CHARBON BITUMINEUX PIERRE CALCAIRE COKE TOTAL DU PORT
SOMBRA	LIMESTONE PORT TOTAL	 *	157,790 157,790 *	157,790 157,790 *	PIERRE CALCAIRE TOTAL DU PORT
THOROLD	PULPWOOD ORES AND CONC.NES SALT CRUDE NON-MET.MIN.NES PULP COKE COPPER AND ALLOYS NICKEL AND ALLOYS PORT TOTAL	610 11,416 3,360 610 67 1,353 15,996 *	 20,826 49,962 67 1,353 72,208 *	610 11,416 20,826 3,360 610 49,962 67 1,353 88,204 *	BOIS À PÂTE MINÉRAIS ET CONC.NDA SEL MIN.NON-MET.BRUTS NDA PÂTE COKE CUIVRE ET ALLIAGES NICKEL ET ALLIAGES TOTAL DU PORT
THUNDER BAY	BARLEY OATS RYE WHEAT MALT AND MALT FLOUR HULLS,SCREENINGS,CHAFF CONC.COMPLETE FEEDS FLAXSEED MUSTARD SEED RAPESEED OIL SEEDS,NUTS NES PULPWOOD IRON ORE AND CONC COAL,BITUMINOUS LIMESTONE	332,949 21,051 30,670 701,047 6,001 15,901 151,162 178,074 28,909 56,966 14,533 1,323 2,415,500 53,800	 189,978 53,800	332,949 21,051 30,670 701,047 6,001 15,901 151,162 178,074 28,909 56,966 14,533 1,323 2,415,500 189,978 53,800	ORGE AVOINE SEIGLE BLE MALT ET FARINE DE MALT ÉCOURURES,CRIBLURES,BAL CONC.,PROV.COMPLÉTES GRAINE DE LIN GRAINE DE MOUTAROE GRAINE DE COLZA GRAINES,NOIX OLEAG.NDA BOIS À PÂTE MINÉRAI,CONC.DE FER CHARBON BITUMINEUX PIERRE CALCAIRE

TABLE 6. CARGOES HANDLED AT CANADIAN PORTS, TO AND FROM FOREIGN COUNTRIES.

TABLEAU 6. MARCHANDISES MANUTENTIONNEES DANS LES PORTS CANADIENS, A DESTINATION OU EN PROVENANCE DE PAYS ETRANGERS.

PORT PORT	COMMODITY	TONS LOADED TONNES CHARGEES	TONS UNLOADED TONNES DECHARGEES	TOTAL TOTAL	MARCHANDISES	
THUNDER BAY (CONTD. - SUITE)	SULPHUR IN ORES	84,570		84,570	SOUFRE EN MINERAI	
	LUMBER AND TIMBER	12,985		12,985	BOIS DOEUVRE ET CHARP.	
	PULP	2,722		2,722	PATE	
	NEWSPRINT PAPER	77,886		77,886	PAPIER JOURNAL	
	METALLIC SALTS		8,004	8,004	SELS METALLIQUES	
	INORGANIC CHEMS. NES		37,720	37,720	PROD.CHIM.INORG.NDA	
	POTASH	21,583		21,583	POTASSE	
	GLASS BASIC PRODUCTS		82	82	OUVR.OE BASE EN VERRE	
	CEMENT		25,200	25,200	CIMENT	
	MACHINERY NES		1,696	1,696	MACHINES NDA	
	ROAD MOTOR VEH. NES	1,423		1,423	VEH.AUTOM.ROUTIERS NDA	
	EQUIPMENT MISC.		4	4	MATERIEL DIVERS	
	CONTAINERS,CLOSURES		41	41	CONTENEURS,FERMETURES	
	GENERAL CARGO		69	69	MARCHANDISES DIVERSES	
	PORT TOTAL	4,155,255 *	316,594 *	4,471,849 *	TOTAL DU PORT	
	TORONTO	LIVE ANIMALS, NES	5	2	7	ANIMAUX VIVANTS, NDA
		MEAT,FRESH OR FROZEN	17		17	VIANDE,FRAICHE / CONG.
MEAT AND MEAT PREP.NES		23	356	379	VIANDES ET PREP.NDA	
FISH,FRESH OR FROZEN			78	78	POISSON,FRAIS OU CONG.	
SHELL FISH,NES			1	1	MOLLUSQUES CRUST.,NOA	
CHEESE			358	358	FROMAGE	
CORN			27,689	27,689	MAIS	
OATS			2,400	2,400	AVOINE	
WHEAT FLOUR		5		5	FARINE DE BLE	
BAKERY PROD.INC.FROZEN			16	16	PROD.BOUL.,PROD.CONG.	
MACARONI,CEREAL PROD.			47	47	PATES ALIM.PROD.CEREAL	
BANANAS AND PLANTAINS			296	296	BANANES ET PLANTAINS	
FRESH FRUITS,BERRIES			297	297	FRUITS, BAIES FRAIS	
DRIED FRUITS			12	12	FRUITS SECS	
FRUIT JUICES			286	286	JUS DE FRUIT	
FRUIT PULP, PUREE			28	28	PULPE DE FRUIT, PUREE	
FRUIT,PRES.NOT CANNED			747	747	CONS. FRUITS NON BOITE	
FRUITS, PREP. CANNED		18	546	564	FRUITS PREP. EN BOITE	
PEANUTS			8	8	CACAHUETES	
NUTS,EXC.OIL NUTS NES			2,743	2,743	NOIX,SAUF OLEAG.NDA	
VEGETABLES, FRESH			74	74	LEGUMES, FRAIS	
VEGETABLE PREP.NES			1,008	1,008	PREP. DE LEGUMES NDA	
RAW SUGAR			90,899	90,899	SUCRE BRUT	
MOLASSES, CRUDE			34,506	34,506	MELASSE, BRUTE	
MOLASSES, REFINED			2,228	2,228	MELASSE,RAFFINEE	
SUGAR PREPARATIONS			129	129	PREP. A BASE DE SUCRE	
COCOA AND CHOCOLATE			223	223	CACAO ET CHOCOLAT	
COFFEE			483	483	CAFE	
TEA			1,133	1,133	THE	
SPICES			647	647	EPICES	
MISC.FOOD PREP.NES		27	5,479	5,506	DIV.PREP.ALIM.NDA	
GROUND CEREALS NES			5	5	CEREALES MOULUES NDA	
SOYA. OIL MEAL, CAKE		57,984		57,984	FARINE TOURT.GR.SOYA	
OIL SEED MEAL,CAKE NES		644		644	FAR.TOURT.OLEAG.NDA	
NON-ALCOHOLIC BEVERAGE		37	46	83	BOISSONS NON-ALCOOLIQ.	
ALE,BEER,STOUT,PORTER			2,529	2,529	ALE,BIERE,STOUT,PORTER	
WINES			5,528	5,528	VINS	
DIST.ALCOHOLIC BEV.		3	10,544	10,547	BOISS.ALCOOL.DIST.	
RAW HIDES AND SKINS		402		402	PEAUX ET CUIRS BRUT	
CRUDE ANIMAL PROD.NES		2,104		2,104	PR.BRUTS ORIG.ANIM.NDA	
SEEDS FOR SOWING NES			77	77	GRAINES DE SEMENCE NDA	
SOYA BEANS			248,674	248,674	GRAINE DE SOYA	
OIL SEEDS,NUTS NES			124	124	GRAINES,NOIX OLEAG.NDA	
NURSERY,GREENHSE STOCK			6	6	PROD.PEPINIERE,SERRE	
RUBBER,ALLIED GUMS,NAT			7,282	7,282	CAOUTCHOUC GOMMES NAT.	
CRUDE VEG.PROD.NES		12	97	109	PR.BRUTS ORIG.VEG.NDA	
CRUDE WOOD MTLs. NES		78	252	330	MATIERES BOIS BRUT NDA	
WOOL AND ANIMAL HAIR			294	294	LAIN,E,POILS ANIMAL	
TEXTILE FIBRES NES		70	207	277	FIBRES TEXTILES NOA	
ORES AND CONC.NES			23	23	MINERAIS ET CONC.NDA	
NON-FERROUS MET.SCRAP		664		664	DECHETS METAL.NON FER.	
SLAG,DROSS,BY-PRODUCTS		862		862	POUS.GUEUL.SCOR.PROD.	
COAL,BITUMINOUS			192,532	192,532	CHARBON BITUMINEUX	
CRUDE PETROLEUM		13,174	13,174	PETROLE BRUT		
ASBESTOS		1,203	1,203	AMIANTE		
STONE,CRUDE NES		191	191	PIERRE BRUTE NOA		
SALT		82,516	82,516	SEL		
CRUDE NON-MET.MIN.NES		479	479	MIN.NON-MET.BRUTS NDA		
COTTON,TEXTILE WASTE	144	357	501	DECHETS DE COTON,TEXT.		
WASTE AND SCRAP NES	89	103	192	DECHETS ET REBUTS NDA		
LEATHER	2	10	12	CUIR		
RUBBER FAB.MATERIALS		58	58	DEMI-PROD.CAOUTCHOUC		
LUMBER AND TIMBER	1,900	6,111	8,011	BOIS DOEUVRE ET CHARP.		
FLOORING		70	70	LAMES POUR PARQUET		
SAWMILL PRODUCTS NES	158		158	SCIAGES NDA		
VENEER,PLYWOOD	16	9,667	9,683	PLACAGES,CONTRE-PLAQ.		
WOOD FAB.MATERIALS	4,800	706	5,506	DEMI-PRODUITS EN BOIS		

TABLE 6. CARGOES HANDLED AT CANADIAN PORTS, TO AND FROM FOREIGN COUNTRIES.

TABLEAU 6. MARCHANDISES MANUTENTIONNEES DANS LES PORTS CANADIENS, A DESTINATION OU EN PROVENANCE DE PAYS ETRANGERS.

PORT PORT	COMMODITY	TONS LOADED TONNES CHARGEES	TONS UNLOADED TONNES DECHARGEES	TOTAL TOTAL	MARCHANDISES
TORONTO (CONTD. - SUITE)	PULP		33	33	PATE
	PAPER NES	125	12	137	PAPIER NDA
	PAPERBOARD	99	354	453	CARTON
	BLOG.PAPER AND BOARD		1,862	1,862	PLAQ.CONSTR.,PAP/CART.
	WET MACHINE BOARD	15	10	25	CARTON EN PATE PRESSE
	CORDAGE,TWINE,ROPE		6,056	6,056	CORDAGE,FICELLE,CORDE
	JUTE WOVEN FABRICS		736	736	TISSUS DE JUTE
	TEXTILE FAB.MTL NES	494	1,475	1,969	OUVR.EN MAT.TEXT.NDA
	ANIMAL OILS,EXC.MARINE	13,321		13,321	HUIL.ANIM.SAUF AN.MAR.
	SOYABEAN OIL	11,000		11,000	HUILE DE SOYA
	VEG.OILS,FATS NES	392	26,909	27,301	HUIL.MAT.GRAS.VEG.NDA
	OILS,FATS,WAXES NES	848	2,345	3,193	HUIL.MAT.GRAS.CIRE NDA
	METALLIC SALTS	44	24,748	24,792	SELS METALLIQUES
	INORGANIC CHEMS. NES	124	234	358	PROD.CHIM.INORG.NDA
	ORGANIC CHEMICALS NES	573	2,016	2,589	PROD.CHIM.ORGAN.NDA
	AGRICULTURAL CHEMICALS	89	289	378	PROD.CHIM.AGRICOLES
	SYNTHETIC RUBBER	1,002		1,002	CAOUTCHOUC SYNTHETIQUE
	PLASTIC MATERIALS	435	507	942	MATIERES PLASTIQUES
	DYESTUFF,PIGMENT,PAINT	21	3	24	MAT.COLOR.PIG.PEINTURE
	CHEM.SPECIALTIES NES	2,402	775	3,177	PROD.CHIM.SPECIAUX NDA
	FUEL OIL	6,991	26,203	33,194	MAZOUT
	LUBRICATING OIL,GREASE	370	33,343	33,713	HUILE,GRAISSE LUBRIF.
	ASPHALTS,ROAD OILS	3		3	ASPHALTE,BITUME LIQO.
	PETROL,COAL PROD.NES	4,446	9	4,455	DERIVE PETR.CHARB.NDA
	FERRO-ALLOYS		846	846	FERRO-ALLIAGES
	PRIMARY IRON,STEEL NES	26	5,668	5,694	FER,ACIER PRIMAIR.NDA
	CASTINGS,FORGINGS	279	50	329	MOUL.PIECES FORGEES
	BAR AND RODS,STEEL	21	38,003	38,024	BARRES ET TIGES ACIER
	PLATE & SHEET STEEL	301	61,343	61,644	TOLES,FEUILLES DACIER
	STRUCTURAL SHAPES	3,295	59,591	62,886	PROFILES DE CONSTRUCT.
	PIPES,TUBES:IRON,STEEL	278	3,287	3,565	TUYAUX,TUBES:FER,ACIER
	WIRE	12	12,081	12,093	FIL METALLIQUE
	ALUMINUM	125	220	345	ALUMINIUM
	COPPER AND ALLOYS	1,453	157	1,610	CUIVRE ET ALLIAGES
	NICKEL AND ALLOYS	408		408	NICKEL ET ALLIAGES
	ZINC AND ALLOYS	155	7	162	ZINC ET ALLIAGES
	NON-FERROUS METALS NES	11,338	374	11,712	METAUX NON-FERREUX NDA
	METAL FAB.BASIC PROD.	798	3,476	4,274	OUVR.DE BASE EN METAL
	BRICKS,TILES NES		796	796	BRIQUES,TUILES NOA
	GLASS BASIC PRODUCTS	1,215	3,862	5,077	OUVR.DE BASE EN VERRE
	ASBESTOS BASIC PROD.		8	8	OUVR.DE BASE AMIANTE
	CEMENT	8,123	66	8,189	CIMENT
	CEMENT BASIC PROD.		33	33	OUVR.DE BASE CIMENT
	NON-MET.MIN.BASIC PROD	259	660	919	PROD.MIN.NON-FER.MET.BASE
	MISC.FABRICATED PROD.		2,245	2,245	OUVRAGES DIVERS
TRACTORS	109	3,476	3,585	TRACTEURS	
MACHINERY NES	2,758	10,774	13,532	MACHINES NDA	
RAILWAY ROLLING STOCK	47	406	453	MAT.ROUL.DE CH.DE FER	
PASS.AUTOS AND CHASSIS	7	827	834	VOITURES PART.,CHASSIS	
TRUCKS AND CHASSIS	244	238	482	CAMIONS ET CHASSIS	
MOTOR VEHICLE ENGINES	3,452	1,289	4,741	MOTEURS DE VEH.AUTOM.	
SHIPS,AIRCRAFT,MIS.VEH	1	101	102	NAVIRES,AVIONS,VEH.DIV	
RUBBER TIRES AND TUBES	34	135	169	PNEUS, CHAMBRES A AIR	
EQUIPMENT MISC.	1,682	2,405	4,087	MATERIEL DIVERS	
PERSONAL,HOUSEHOLD GOODS	363	5,200	5,563	ART.PERS.ET MENAGERS	
FIREARMS,AMMUNITION		221	221	ARMES A FEU,MUNITIONS	
CONTAINERS,CLOSURES	65	268	333	CONTENEURS,FERMETURES	
MISC. END PRODUCTS NES	928	967	1,895	PRODUITS FINIS DIV.NDA	
GENERAL CARGO	169	1,617	1,786	MARCHANDISES DIVERSES	
CONTAINERIZED FREIGHT	7,027	28,051	35,078	FRET CONTENEURESE	
PORT TOTAL	157,830 *	1,132,251 *	1,290,081 *	TOTAL DU PORT	
LAKEVIEW	COAL,BITUMINOUS		1,814,305	1,814,305	CHARBON BITUMINEUX
	PORT TOTAL	*	1,814,305 *	1,814,305 *	TOTAL DU PORT
WALLACEBURG	LIMESTONE		7,795	7,795	PIERRE CALCAIRE
	PORT TOTAL	*	7,795 *	7,795 *	TOTAL DU PORT
WINDSOR	CEREALS MILLED,NES	23		23	CEREALES MOULUES,NDA
	FRESH FRUITS,BERRIES	171		171	FRUITS, BAIES FRAIS
	VEGETABLES, DRIED		10,249	10,249	LEGUMES, SECS
	SUGAR PREPARATIONS	47		47	PREP. A BASE DE SUCRE
	MISC.FOOD PREP.NES	11	16	27	DIV.PREP.ALIM.NDA
	WINES	456		456	VINS
	DIST.ALCOHOLIC BEV.	5,217		5,217	BOISS.ALCOOL.DIST.
	RAW HIDES AND SKINS		3,298	3,298	PEAUX ET CUIRS BRUT
	CRUDE ANIMAL PROD.NES	8		8	PR.BRUTS ORIG.ANIM.NDA
	RUBBER,ALLIED GUMS,NAT		142	142	CAOUTCHOUC GOMMES NAT.
	TEXTILE FIBRES NES		73	73	FIBRES TEXTILES NDA
	IRON AND STEEL SCRAP	40	166	206	DECHETS DE FER, DACIER
	NON-FERROUS MET.SCRAP	192	101	293	DECHETS METAL.NON FER.
	SLAG,DROSS,BY-PRODUCTS		299	299	POUS.GUEUL.SCOR.PROD.
COAL,BITUMINOUS	240	242,002	242,242	CHARBON BITUMINEUX	

TABLE 6. CARGOES HANDLED AT CANADIAN PORTS, TO AND FROM FOREIGN COUNTRIES.

TABLEAU 6. MARCHANDISES MANUTENTIONNEES DANS LES PORTS CANADIENS, A DESTINATION OU EN PROVENANCE DE PAYS ETRANGERS.

PORT PORT	COMMODITY	TONS LOADED TONNES CHARGÉES	TONS UNLOADED TONNES DECHARGÉES	TOTAL TOTAL	MARCHANDISES	
WINDSOR (CONTD. - SUITE)	ASBESTOS	201		201	AMIANTE	
	SAND AND GRAVEL		88,546	88,546	SABLE ET GRAVIERS	
	LIMESTONE		501,498	501,498	PIERRE CALCAIRE	
	STONE, CRUDE NES	57		57	PIERRE BRUTE NDA	
	FLUORSPAR		75,528	75,528	SPATH FLUOR	
	SALT	735,947	830	736,777	SEL	
	CRUDE NON-MET. MIN. NES		11	11	MIN. NON-MET. BRUTS NDA	
	LEATHER	21		21	CUIR	
	RUBBER FAB. MATERIALS	316	55	371	DEMI-PROD. CAOUTCHOUC	
	LUMBER AND TIMBER		65	65	BOIS D'OEUVRE ET CHARP.	
	FLOORING		14	14	LAMES POUR PARQUET	
	WOOD FAB. MATERIALS		1	1	DEMI-PRODUITS EN BOIS	
	PAPER NES		17	17	PAPIER NDA	
	PAPERBOARD		22	22	CARTON	
	BLDG. PAPER AND BOARD		90	90	PLAQ. CONSTR., PAP/CART.	
	WET MACHINE BOARD		131	131	CARTON EN PATE PRESSE	
	CORDAGE, TWINE, ROPE	12		12	CORDAGE, FICELLE, CORDE	
	TEXTILE FAB. MTL NES	21	29	50	OUVR. EN MAT. TEXT. NDA	
	OILS, FATS, WAXES NES		2	2	HUIL. MAT. GRAS. CIRE NDA	
	METALLIC SALTS	9	32	41	SELS METALLIQUES	
	INORGANIC CHEMS. NES	577	28	605	PROD. CHIM. INORG. NDA	
	ORGANIC CHEMICALS NES	218	539	757	PROD. CHIM. ORGAN. NDA	
	FERTILIZERS NES	162		162	ENGRAIS CHIMIQUE NDA	
	AGRICULTURAL CHEMICALS		13	13	PROD. CHIM. AGRICOLES	
	PLASTIC MATERIALS	64	244	308	MATIERES PLASTIQUES	
	DYESTUFF, PIGMENT, PAINT		35	35	MAT. COLOR. PIG. PEINTURE	
	CHEM. SPECIALTIES NES	37	155	192	PROD. CHIM. SPECIAUX NDA	
	FUEL OIL	18,822	5,390	24,212	MAZOUT	
	LUBRICATING OIL, GREASE		2	2	HUILE, GRAISSE LUBRIF.	
	COKE	160	5,124	5,284	COKE	
	PETROL. COAL PROD. NES	18	84	102	DERIVE PETR. CHARB. NDA	
	FERRO-ALLOYS	83		83	FERRO-ALLIAGES	
	PRIMARY IRON, STEEL NES	234	68	302	FER, ACIER PRIMAIR. NDA	
	CASTINGS, FORGINGS	2,908	76	2,984	MOUL. PIECES FORGEES	
	BARNS AND RODS, STEEL	10,166	2,719	12,885	BARRES ET TIGES ACIER	
	PLATE & SHEET STEEL	208	27,486	27,694	TOLES, FEUILLES D'ACIER	
	STRUCTURAL SHAPES	82	429	511	PROFILES DE CONSTRUCT.	
	PIPES, TUBES: IRON, STEEL	212	92	304	TUYAUX, TUBES: FER, ACIER	
	WIRE	1,110		1,110	FIL METALLIQUE	
	ALUMINUM	194	174	368	ALUMINIUM	
	COPPER AND ALLOYS	24		24	CUIVRE ET ALLIAGES	
	LEAD AND ALLOYS	195		195	PLOMB ET ALLIAGES	
	NICKEL AND ALLOYS	24		24	NICKEL ET ALLIAGES	
	NON-FERROUS METALS NES	131	28	159	METAUX NON-FERREUX NDA	
	METAL FAB. BASIC PROD.	4,790	454	5,244	OUVR. DE BASE EN METAL	
	BRICKS, TILES NES	16	21	37	BRIQUES, TUILES NDA	
	GLASS BASIC PRODUCTS	317	69	386	OUVR. DE BASE EN VERRE	
	ASBESTOS BASIC PROD.	33		33	OUVR. DE BASE AMIANTE	
	CEMENT		8,000	8,000	CIMENT	
	CEMENT BASIC PROD.		4	4	OUVR. DE BASE CIMENT	
	LIME		40	40	CHAUX	
	NON-MET. MIN. BASIC PROD	133	81	214	PROD. MIN. NON-MET. BASE	
	MISC. FABRICATED PROD.	104		104	OUVRAGES DIVERS	
	TRACTORS	603	1	604	TRACTEURS	
	MACHINERY NES	802	1,198	2,000	MACHINES NDA	
	PASS. AUTOS AND CHASSIS	34	28	62	VOITURES PART., CHASSIS	
	TRUCKS AND CHASSIS	85	76	161	CAMIONS ET CHASSIS	
	MOTOR VEHICLE ENGINES	3,857	2,203	6,060	MOTEURS DE VEH. AUTOM.	
	ROAD MOTOR VEH. NES	14	28	42	VEH. AUTOM. ROUTIERS NDA	
	SHIPS, AIRCRAFT, MIS. VEH	103	1	104	NAVIRES, AVIONS, VEH. DIV	
	RUBBER TIRES AND TUBES	138	49	187	PNEUS, CHAMBRES A AIR	
	EQUIPMENT MISC.	1,426	946	2,372	MATERIEL DIVERS	
	PERSONAL, HOUSEHOLD GOODS	681	362	1,043	ART. PERS. ET MENAGERS	
	CONTAINERS, CLOSURES	34	11	45	CONTENEURS, FERMETURES	
	MISC. END PRODUCTS NES	1,351	187	1,538	PRODUITS FINIS DIV. NDA	
	GENERAL CARGO	41	5	46	MARCHANDISES DIVERSES	
	PORT TOTAL	793,180 *	979,667 *	1,772,847 *	TOTAL DU PORT	
	ONTARIO-NES/NDA	LOGS	1,031		1,031	BILLES
		COAL, BITUMINOUS		1,468,508	1,468,508	CHARBON BITUMINEUX
		LIMESTONE		5,070	5,070	PIERRE CALCAIRE
		CEMENT	51,040	17,200	68,240	CIMENT
		MACHINERY NES	1,992		1,992	MACHINES NDA
		PORT TOTAL	54,063 *	1,490,778 *	1,544,841 *	TOTAL DU PORT
	PROVINCE TOTAL	11,254,934 **	20,742,748 **	31,997,682 **	TOTAL DE LA PROVINCE	
	MANITOBA / MANITOBA CHURCHILL	BARLEY	542,460		542,460	ORGE
		WHEAT	16,545		16,545	BLE
		SULPHUR IN ORES	57,165		57,165	SOUFRE EN MINERAL
		GASOLINE		2,234	2,234	ESSENCE
FUEL OIL			29,932	29,932	MAZOUT	
PORT TOTAL		616,170 *	32,166 *	648,336 *	TOTAL DU PORT	
PROVINCE TOTAL	616,170 **	32,166 **	648,336 **	TOTAL DE LA PROVINCE		

TABLE 6. CARGOES HANDLED AT CANADIAN PORTS, TO AND FROM FOREIGN COUNTRIES.

TABLEAU 6. MARCHANDISES MANUTENTIONNEES DANS LES PORTS CANADIENS, A DESTINATION OU EN PROVENANCE DE PAYS ETRANGERS.

PORT PORT	COMMODITY	TONS LOADED TONNES CHARGÉES	TONS UNLOADED TONNES DECHARGÉES	TOTAL TOTAL	MARCHANDISES	
BRITISH COLUMBIA / COLOMBIE-BRITANNIQUE						
BAMBERTON	FUEL OIL		2,280	2,280	MAZOUT	
	CEMENT	1,000		1,000	CIMENT	
	PORT TOTAL	1,000 *	2,280 *	3,280 *	TOTAL DU PORT	
BLUBBER BAY	LIMESTONE	210,956		210,956	PIERRE CALCAIRE	
	PORT TOTAL	210,956 *	*	210,956 *	TOTAL DU PORT	
BRITANNIA BEACH	SAND AND GRAVEL	52,500		52,500	SABLE ET GRAVIERS	
	PULP	14,109		14,109	PATE	
	PORT TOTAL	66,609 *	*	66,609 *	TOTAL DU PORT	
CAMPBELL RIVER	PULPWOOD		6,550	6,550	BOIS A PATE	
	COPPER ORE AND CONC.	14,904		14,904	MINERAL, CONC. CUIVRE	
	ZINC ORE AND CONC.	38,735		38,735	MINERAL, CONC. DE ZINC	
	WASTE AND SCRAP NES	2,750	14	2,764	DECHETS ET REBUTS NDA	
	LUMBER AND TIMBER	29,865		29,865	BOIS D'OEUVRE ET CHARP.	
	PULP	258,363		258,363	PATE	
	NEWSPRINT PAPER	205,178		205,178	PAPIER JOURNAL	
	PAPER NES	3,381		3,381	PAPIER NDA	
	PAPERBOARD	751		751	CARTON	
	FUEL OIL		151,692	151,692	MAZOUT	
	METAL FAB. BASIC PRD.		1	1	DUVR. DE BASE EN METAL	
	CONTAINERS, CLOSURES	1	22	23	CONTENEURS, FERMETURES	
	PORT TOTAL	553,928 *	158,279 *	712,207 *	TOTAL DU PORT	
CHEMAINUS	LOGS		86,251	86,251	BILLES	
	LUMBER AND TIMBER	254,325		254,325	BOIS D'OEUVRE ET CHARP.	
	SHINGLES AND SHAKES	260		260	BARDEAUX, BARD. FACADE	
	VENEER, PLYWOOD	12,890		12,890	PLACAGES, CONTRE-PLAQ.	
	NEWSPRINT PAPER	2,166		2,166	PAPIER JOURNAL	
	FUEL OIL		10,444	10,444	MAZOUT	
	PORT TOTAL	269,641 *	96,695 *	366,336 *	TOTAL DU PORT	
COURTENAY	CEMENT		3,000	3,000	CIMENT	
	PORT TOTAL	*	3,000 *	3,000 *	TOTAL DU PORT	
DOWICHAN BAY	LUMBER AND TIMBER	30,267	1,531	31,798	BOIS D'OEUVRE ET CHARP.	
	PULP	136		136	PATE	
	PORT TOTAL	30,403 *	1,531 *	31,934 *	TOTAL DU PORT	
DROFTON	PULPWOOD	3,500		3,500	BOIS A PATE	
	LUMBER AND TIMBER	479,266	12,572	491,838	BOIS D'OEUVRE ET CHARP.	
	SHINGLES AND SHAKES	307		307	BARDEAUX, BARD. FACADE	
	VENEER, PLYWOOD	12,049		12,049	PLACAGES, CONTRE-PLAQ.	
	WOOD FAB. MATERIALS	59		59	DEMI-PRODUITS EN BOIS	
	PULP	223,348		223,348	PATE	
	NEWSPRINT PAPER	121,319		121,319	PAPIER JOURNAL	
	FUEL OIL		24,370	24,370	MAZOUT	
	NON-MET. MIN. BASIC PRD		33	33	PRD. MIN. NON-MET. BASE	
	SHIPS, AIRCRAFT, MIS. VEH		9	9	NAVIRES, AVIONS, VEH. DIV	
	CONTAINERS, CLOSURES		23	23	CONTENEURS, FERMETURES	
	PORT TOTAL	839,848 *	37,007 *	876,855 *	TOTAL DU PORT	
	GOLD RIVER	PULP	168,187		168,187	PATE
FUEL OIL			20,373	20,373	MAZOUT	
PORT TOTAL		168,187 *	20,373 *	188,560 *	TOTAL DU PORT	
KITIMAT	ALUMINA, BAUXITE ORES		597,571	597,571	MINERAIS ALUMINE, BAUX.	
	CRUDE NON-MET. MIN. NES		677	677	MIN. NON-MET. BRUTS NDA	
	WASTE AND SCRAP NES	237		237	DECHETS ET REBUTS NDA	
	LUMBER AND TIMBER	2		2	BOIS D'OEUVRE ET CHARP.	
	PULP	8,589		8,589	PATE	
	NEWSPRINT PAPER	10,174		10,174	PAPIER JOURNAL	
	PAPER NES	43,363		43,363	PAPIER NDA	
	PAPERBOARD	130,811		130,811	CARTON	
	BLDG. PAPER AND BOARD	7,951		7,951	PLAQ. CONSTR., PAP/CART.	
	JUTE WOVEN FABRICS	1,347		1,347	TISSUS DE JUTE	
	METALLIC SALTS	496	985	1,481	SELS METALLIQUES	
	INORGANIC CHEMS. NES		1,218	1,218	PRD. CHIM. INDRG. NDA	
	COKE		11,982	11,982	COKE	
	COAL TAR, PITCH		51,976	51,976	GOUDRON, BRAI DE BOUIL.	
	ALUMINUM	133,638	29	133,667	ALUMINIUM	
	NON-MET. MIN. BASIC PRD		1,151	1,151	PRD. MIN. NON-MET. BASE	
	MACHINERY NES	35		35	MACHINES NDA	
	PORT TOTAL	336,643 *	665,589 *	1,002,232 *	TOTAL DU PORT	
	LADYSMITH	LOGS	26,579	2,415	28,994	BILLES
		PULPWOOD	4,700		4,700	BOIS A PATE
WASTE AND SCRAP NES		400		400	DECHETS ET REBUTS NDA	
PORT TOTAL		31,679 *	2,415 *	34,094 *	TOTAL DU PORT	

TABLE 6. CARGOES HANDLED AT CANADIAN PORTS, TO AND FROM FOREIGN COUNTRIES.

TABLEAU 6. MARCHANDISES MANUTENTIONNEES DANS LES PORTS CANADIENS, A DESTINATION OU EN PROVENANCE DE PAYS ETRANGERS.

PORT PORT	COMMODITY	TONS LOADED TONNES CHARGÉES	TONS UNLOADED TONNES DECHARGÉES	TOTAL TOTAL	MARCHANDISES
MARBLE BAY	LIMESTONE	59,825		59,825	PIERRE CALCAIRE
	PORT TOTAL	59,825 *	*	59,825 *	TOTAL DU PORT
NANAIMO	LOGS	58,889	5,025	63,914	BILLES
	PULPWOOD	25,450	22,395	47,845	BCIS A PATE
	SALT		3,491	3,491	SEL
	LUMBER AND TIMBER	486,932	800	487,732	BOIS D'OEUVRE ET CHARP.
	SHINGLES AND SHAKES	10		10	BARDEAUX, BARD. FACACE
	VENEER, PLYWOOD	9,348		9,348	PLACAGES, CONTRE-PLAQ.
	PULP	363,196		363,196	PATE
	NEWSPRINT PAPER	56,281		56,281	PAPIER JOURNAL
	PAPERBOARD	10,775		10,775	CARTON
	BLDG. PAPER AND BOARD	38		38	PLAQ. CONSTR., PAP/CART.
	METALLIC SALTS		14,421	14,421	SELS METALLIQUES
	ORGANIC CHEMICALS NES		8,945	8,945	PROD. CHIM. ORGAN. NDA
	FUEL OIL		3,487	3,487	MAZOUT
	PETROL. COAL PROD. NES		7,749	7,749	DERIVE PETR. CHARB. NDA
	METAL FAB. BASIC PROD.		12	12	OUVR. DE BASE EN METAL
	MACHINERY NES	50		50	MACHINES NDA
	EQUIPMENT MISC.	2		2	MATERIEL DIVERS
	PORT TOTAL	1,010,971 *	66,325 *	1,077,296 *	TOTAL DU PORT
NEW WESTMINSTER	MEAT, FRESH OR FROZEN	8		8	VIANDE, FRAICHE / CGNG.
	MEAT AND MEAT PREP. NES	39	6	45	VIANDES ET PREP. NDA
	FISH, FRESH OR FROZEN	448		448	POISSON, FRAIS OU CGNG.
	FISH, SALTED OR CURED	3		3	POISSON, SALE OU FUME
	FISH, CANNED	733	70	803	POISSON EN BOITES
	BUTTER		1,282	1,282	BEURRE
	CHEESE		6	6	FROMAGE
	DAIRY PROD. EGGS, HONEY	22		22	PRD. LAIT., OEUFS, MIEL
	WHEAT	1,587		1,587	BLE
	WHEAT FLOUR	14,612	19	14,631	FARINE DE BLE
	APPLES	360	1,039	1,399	PGMMES
	FRESH FRUITS, BERRIES	21	35	56	FRUITS, BAIES FRAIS
	FROZEN FRUITS, BERRIES	10		10	FRUITS, BAIES CONGELÉS
	FRUIT JUICES	16	37	53	JUS DE FRUIT
	FRUITS, PREP. CANNED		189	189	FRUITS PREP. EN BOITE
	NUTS, EXC. OIL NUTS NES		261	261	NOIX, SAUF OLEAG. NDA
	VEGETABLES, FRESH	15	30	45	LEGUMES, FRAIS
	VEGETABLES, FROZEN	2		2	LEGUMES, CONGELÉS
	VEGETABLES, DRIED	3	10	13	LEGUMES, SECS
	VEGETABLE PREP. NES	3	2	5	PREP. DE LEGUMES NDA
	SUGAR, NES	35		35	SUCRE, NCA
	COFFEE		2,993	2,993	CAFE
	TEA		959	959	THE
	SPICES		94	94	EPICES
	SAUSAGE SKINS, CASINGS	1		1	BOYAUX A SAUCISSES
	MISC. FOOD PREP. NES	87	3	90	DIV. PREP. ALIM. NDA
	DIST. ALCOHOLIC BEV.	15	700	715	BOISS. ALCOOL. DIST.
	SEEDS FOR SOWING NES	278		278	GRAINES DE SEMENCE NDA
	MUSTARD SEED	794		794	GRAINE DE MOUTARDE
	RAPESEED	18		18	GRAINE DE COLZA
	OIL SEEDS, NUTS NES	700	6	706	GRAINES, NOIX OLEAG. NDA
	CRUDE VEG. PROD. NES		48	48	PR. BRUTS ORIG. VEG. NDA
	LOGS	9,154		9,154	BILLES
	PULPWOOD	211,038		211,038	BOIS A PATE
	CRUDE WOOD MTL. NES	591		591	MATIERES BOIS BRUT NDA
	TEXTILE FIBRES NES	25	1,232	1,257	FIBRES TEXTILES NDA
	COPPER ORE AND CONC.	2,455		2,455	MINERAI, CONC. CUIVRE
	LEAD ORE AND CONC.	70,445		70,445	MINERAI, CONC. DE PLOMB
	MANGANESE ORE		761	761	MINERAI DE MANGANESE
	NICKEL-COPPER ORE		1,248	1,248	MINER. DE CUIVRE-NICKEL
	ZINC ORE AND CONC.	97,346		97,346	MINERAI, CONC. DE ZINC
	ORES AND CONC. NES	4,901		4,901	MINERAIS ET CONC. NDA
	IRON AND STEEL SCRAP	1,000		1,000	DECHETS DE FER, DACIER
	NON-FERROUS MET. SCRAP	19		19	DECHETS METAL. NON FER.
	SLAG, DROSS, BY-PRODUCTS		2,500	2,500	POUS. GUEUL. SCOR. PROD.
	ASBESTOS	7,488	35	7,523	AMIANTE
	SAND AND GRAVEL		115,480	115,480	SABLE ET GRAVIERS
	STONE, CRUDE NES		4	4	PIERRE BRUTE NDA
	GYPHUM		41,500	41,500	GYPSE
	SALT	541		541	SEL
	SULPHUR IN ORES	7,500		7,500	SOUFRE EN MINERAI
	CRUDE NON-MET. MIN. NES		5	5	MIN. NON-MET. BRUTS NDA
	WASTE AND SCRAP NES	221	55	276	DECHETS ET REBUTS NDA
	RUBBER FAB. MATERIALS		1	1	OEMI-PROD. CAOUTCHOUC
	LUMBER AND TIMBER	161,025	1,474	162,499	BOIS D'OEUVRE ET CHARP.
	SHINGLES AND SHAKES	55		55	BARDEAUX, BARD. FACACE
	VENEER, PLYWOOD	2,443	382	2,825	PLACAGES, CONTRE-PLAQ.
	WOOD FAB. MATERIALS		57	57	DEMI-PRODUITS EN BOIS
	PULP	267,477	2,523	270,000	PATE
	NEWSPRINT PAPER	7,552		7,552	PAPIER JOURNAL
	PAPER NES	3,397		3,397	PAPIER NDA

TABLE 6. CARGOES HANDLED AT CANADIAN PORTS, TO AND FROM FOREIGN COUNTRIES.

TABLEAU 6. MARCHANDISES MANUTENTIONNEES DANS LES PORTS CANADIENS, A DESTINATION OU EN PROVENANCE DE PAYS ETRANGERS.

PORT PORT	COMMODITY	TDNS LOADED TONNES CHARGEES	TONS UNLOADED TONNES DECHARGEES	TOTAL TOTAL	MARCHANDISES	
NEW WESTMINSTER (CONTO. - SUITE)	PAPERBOARD	188		188	CARTON	
	BLDG.PAPER AND BOARD	50		50	PLAQ.CONSTR.,PAP/CART.	
	CORDAGE,TWINE,ROPE		8,476	8,476	CORDAGE,FICELLE,COROE	
	TEXTILE FAB.MTL NES	67	16	83	OUVR.EN MAT.TEXT.NDA	
	ANIMAL OILS,EXC.MARINE	221		221	HUIL.ANIM.SAUF AN.MAR.	
	VEG.OILS,FATS NES	135		135	HUIL.MAT.GRAS.VEG.NDA	
	OILS,FATS,WAXES NES	85	17	102	HUIL.MAT.GRAS.CIRE NDA	
	METALLIC SALTS	412		412	SELS METALLIQUES	
	INORGANIC CHEMS. NES	141	87	228	PROD.CHIM.INDRG.NDA	
	ORGANIC CHEMICALS NES	1,415	21,376	22,791	PROD.CHIM.ORGAN.NDA	
	POTASH	67,489		67,489	POTASSE	
	PLASTIC MATERIALS	510		510	MATIERES PLASTIQUES	
	CHEM.SPECIALTIES NES	24		24	PROD.CHIM.SPECIALAUX NDA	
	FUEL OIL		1,894	1,894	MAZOUT	
	PETROL.COAL PROD.NES		95	95	DERIVE PETR.CHARB.NDA	
	FERRO-ALLOYS		338	338	FERRO-ALLIAGES	
	PRIMARY IRON,STEEL NES		4,154	4,154	FER,ACIER PRIMAIR.NDA	
	CASTINGS,FORGINGS		335	335	MOUL.PIECES FORGEES	
	BAR AND RODS,STEEL		77,760	77,760	BARRES ET TIGES ACIER	
	PLATE & SHEET STEEL	260	241,399	241,659	TOLES,FEUILLES DACIER	
	STRUCTURAL SHAPES	94	143,475	143,569	PROFILES DE CONSTRUCT.	
	RAILS & TRACK MATERIAL		72	72	RAILS,MAT.VOIE FERREE	
	PIPES,TUBES:IRDN,STEEL	371	47,745	48,116	TUYAUX,TUBES:FER,ACIER	
	WIRE	197	6,005	6,202	FIL METALLIQUE	
	ALUMINUM	1,870		1,870	ALUMINIUM	
	LEAD AND ALLOYS	4,066	3,535	7,601	PLOMB ET ALLIAGES	
	NICKEL AND ALLOYS	1,470		1,470	NICKEL ET ALLIAGES	
	ZINC AND ALLOYS	11,582	330	11,912	ZINC ET ALLIAGES	
	NON-FERROUS METALS NES	23		23	METAUX NON-FERREUX NDA	
	METAL FAB.BASIC PROD.	195	2,196	2,391	OUVR.DE BASE EN METAL	
	GLASS BASIC PRODUCTS	76	1,456	1,532	OUVR.DE BASE EN VERRE	
	ASBESTOS BASIC PROD.		301	301	OUVR.DE BASE AMIANTE	
	CEMENT	950	3,900	4,850	CIMENT	
	CEMENT BASIC PROD.	28		28	OUVR.DE BASE CIMENT	
	TRACTORS	292		292	TRACTEURS	
	MACHINERY NES	773	41	814	MACHINES NDA	
	RAILWAY ROLLING STOCK	3		3	MAT.ROUL.DE CH.DE FER	
	PASS.AUTDS AND CHASSIS		76,775	76,775	VOITURES PART.,CHASSIS	
	TRUCKS AND CHASSIS	459		459	CAMIONS ET CHASSIS	
	MOTOR VEHICLE ENGINES	46	7	53	MOTEURS DE VEH.AUTOM.	
	ROAD MOTOR VEH. NES	73		73	VEH.AUTOM.ROUTIERS NDA	
	SHIPS,AIRCRAFT,MIS.VEH	8	9	17	NAVIRES,AVIONS,VEH.OIV	
	EQUIPMENT MISC.	389	124	513	MATERIEL DIVERS	
	PERSONAL,HSEHOLD GOODS	238	293	531	ART.PERS.ET MENAGERS	
	CONTAINERS,CLOSURES	63	55	118	CONTENEURS,FERMETURES	
	MISC. END PRODUCTS NES	55	59	114	PRODUITS FINIS DIV.NDA	
	GENERAL CARGO		16	16	MARCHANDISES DIVERSES	
	PORT TOTAL	968,801 *	817,387 *	1,786,188 *	TOTAL DU PORT	
	OCEAN FALLS	NEWSPRINT PAPER	5,517		5,517	PAPIER JOURNAL
		PORT TOTAL	5,517 *		5,517 *	TOTAL DU PORT
	PORT ALBERNI	CEREALS MILLEO,NES		279	279	CEREALES MOULUES,NDA
		LOGS	866	11	877	BILLES
		WASTE AND SCRAP NES		121	121	DECHETS ET REBUTS NDA
		LUMBER AND TIMBER	306,125		306,125	BOIS DOEUVRE ET CHARP.
		SHINGLES AND SHAKES	781		781	BARDEAUX,BARO.FACADE
		VENEER,PLYWOOD	33,135		33,135	PLACAGES,CONTRE-PLAQ.
		WOOD FAB.MATERIALS	1		1	DEMI-PRODUITS EN BOIS
		PULP	50,444		50,444	PATE
		NEWSPRINT PAPER	305,291		305,291	PAPIER JOURNAL
		PAPER NES	5,383		5,383	PAPIER NDA
PAPERBOARD		40,148		40,148	CARTON	
BLDG.PAPER AND BOARD		1,531		1,531	PLAQ.CONSTR.,PAP/CART.	
METALLIC SALTS			197	197	SELS METALLIQUES	
FUEL OIL			48,510	48,510	MAZOUT	
MACHINERY NES			6	6	MACHINES NDA	
PERSONAL,HSEHOLD GOODS			1	1	ART.PERS.ET MENAGERS	
CONTAINERS,CLOSURES		4	13	17	CONTENEURS,FERMETURES	
MISC. END PRODUCTS NES			11	11	PRODUITS FINIS DIV.NDA	
GENERAL CARGO		2		2	MARCHANDISES DIVERSES	
PORT TOTAL		743,711 *	49,149 *	792,860 *	TOTAL DU PORT	
PORT MELLDN	LUMBER AND TIMBER	10,723		10,723	BOIS DOEUVRE ET CHARP.	
	VENEER,PLYWOOD	7,709		7,709	PLACAGES,CONTRE-PLAQ.	
	PULP	32,411		32,411	PATE	
	PORT TOTAL	50,843 *		50,843 *	TOTAL DU PORT	
POWELL RIVER	FISH,CANNED		23	23	POISSON EN BOITES	
	NUTS,EXC.OIL NUTS NES		1	1	NOIX,SAUF OLEAG.NDA	
	COFFEE		115	115	CAFE	
	SAND AND GRAVEL		17,100	17,100	SABLE ET GRAVIERS	
	WASTE AND SCRAP NES		29	29	DECHETS ET REBUTS NDA	

TABLE 6. CARGOES HANDLED AT CANADIAN PORTS, TO AND FROM FOREIGN COUNTRIES.

TABLEAU 6. MARCHANDISES MANUTENTIONNEES DANS LES PORTS CANADIENS, A DESTINATION OU EN PROVENANCE DE PAYS ETRANGERS.

PORT PORT	COMMOOITY	TONS LOADED TONNES CHARGEES	TONS UNLOADED TONNES DECHARGEES	TOTAL TOTAL	MARCHANDISES
POWELL RIVER (CONTO. - SUITE)	LUMBER AND TIMBER	410		410	BOIS OEUVRE ET CHARP.
	NEWSPRINT PAPER	262,977		262,977	PAPIER JOURNAL
	TEXTILE FAB.MTL NES		12	12	OUVR.EN MAT.TEXT.NDA
	PLASTIC MATERIALS		1	1	MATIERES PLASTIQUES
	FUEL OIL		58,861	58,861	MAZOUT
	LUBRICATING OIL, GREASE		5	5	HUILE, GRAISSE LUBRIF.
	PETROL.COAL PROD.NES		56	56	DERIVE PETR.CHARB.NDA
	CEMENT	12,300		12,300	CIMENT
	CONTAINERS, CLOSURES		13	13	CONTENEURS, FERMETURES
	PORT TOTAL	275,687 *	76,216 *	351,903 *	TOTAL DU PORT
PRINCE RUPERT	MEAT, FRESH OR FROZEN	60		60	VIANDE, FRAICHE / CONG.
	FISH, FRESH OR FROZEN	3,426		3,426	POISSON, FRAIS OU CONG.
	SHELL FISH, NES	936		936	MOLLUSQUES CRUST., NOA
	BARLEY	45,436		45,436	ORGE
	WHEAT	672,443		672,443	BLE
	HULLS, SCREENINGS, CHAFF	2,202		2,202	ECOLURES, CRIBLURES, BAL
	SOYA. OIL MEAL, CAKE	90		90	FARINE TOURT.GR.SOYA
	CONC.COMPLET FEEDS	3,000		3,000	CONC., PROV.COMPLETES
	ALE, BEER, STOUT, PORTER	360		360	ALE, BIERE, STOUT, PORTER
	RAPESEED	15,286		15,286	GRAINE DE COLZA
	LOGS	82,454		82,454	BILLES
	SULPHUR IN ORES	1,880		1,880	SOUFRE EN MINERAI
	RUBBER FAB.MATERIALS	110		110	DEMI-PROD.CAOUTCHOUC
	LUMBER AND TIMBER	1,376		1,376	BOIS OEUVRE ET CHARP.
	PULP	247,920		247,920	PATE
	BLDG.PAPER AND BOARD	140		140	PLAQ.CONSTR., PAP/CART.
	METALLIC SALTS	70		70	SELS METALLIQUES
	INORGANIC CHEMS. NES	1,120		1,120	PROD.CHIM.INORG.NDA
	ORGANIC CHEMICALS NES	80		80	PROD.CHIM.ORGAN.NDA
	EXPLOS., FUSES, CAPS	1,520		1,520	EXPLOS., AMORCES, DET.
	FERTILIZERS NES	505		505	ENGRAIS CHIMIQUE NOA
	GASOLINE	589		589	ESSENCE
	FUEL OIL	240		240	MAZOUT
	LUBRICATING OIL, GREASE	570		570	HUILE, GRAISSE LUBRIF.
	PETROL.COAL PROD.NES	3,793		3,793	DERIVE PETR.CHARB.NDA
	STRUCTURAL SHAPES	835		835	PROFILES DE CONSTRUCT.
	RAILS & TRACK MATERIAL	785		785	RAILS, MAT.VOIE FERREE
	PIPES, TUBES: IRON, STEEL	1,445		1,445	TUYAUX, TUBES: FER, ACIER
	METAL FAB.BASIC PROD.	130		130	OUVR.DE BASE EN METAL
	NON-MET.MIN.BASIC PROD	20		20	PROD.MIN.NON-MET.BASE
	TRACTORS	650		650	TRACTEURS
	MACHINERY NES	2,210		2,210	MACHINES NOA
	PASS.AUTOS AND CHASSIS	365		365	VOITURES PART., CHASSIS
	TRUCKS AND CHASSIS	200		200	CAMIONS ET CHASSIS
ROAD MOTOR VEH. NES	315		315	VEH.AUTOM.ROUTIERS NDA	
SHIPS, AIRCRAFT, MIS.VEH	331		331	NAVIRES, AVIONS, VEH.OIV	
EQUIPMENT MISC.	3,666		3,666	MATERIEL DIVERS	
PERSONAL, HSEHOLD GOODS	70		70	ART.PERS.ET MENAGERS	
FIREARMS, AMMUNITION	180		180	ARMES A FEU, MUNITIONS	
MISC. END PRODUCTS NES	700		700	PRODUITS FINIS DIV.NDA	
GENERAL CARGO	180		180	MARCHANDISES DIVERSES	
PORT TOTAL	1,097,688 *		1,097,688 *	TOTAL DU PORT	
RUPERT INLET	COPPER ORE AND CONC.	168,269		168,269	MINERAI, CONC. CUIVRE
	PORT TOTAL	168,269 *		168,269 *	TOTAL DU PORT
QUATSINO	PULPWOOD		3,600	3,600	BOIS A PATE
	COPPER ORE AND CONC.	28,701		28,701	MINERAI, CONC. CUIVRE
	PULP	34,042		34,042	PATE
	FUEL OIL		81,330	81,330	MAZOUT
PORT TOTAL	62,743 *	84,930 *	147,673 *	TOTAL DU PORT	
ROBERTS BANK	COAL, BITUMINOUS	9,251,924		9,251,924	CHARBON BITUMINEUX
	COKE	82,395		82,395	COKE
	PORT TOTAL	9,334,319 *		9,334,319 *	TOTAL DU PORT
Sooke	PULPWOOD	159,120		159,120	BOIS A PATE
	HOGGED FUEL, WOOD	99,600		99,600	BOIS DE CHAUFFAGE
	WASTE AND SCRAP NES	61,240		61,240	DECHETS ET REBUTS NDA
	PULP	1,550		1,550	PATE
	PORT TOTAL	321,510 *		321,510 *	TOTAL DU PORT
SQUAMISH	SALT		17,500	17,500	SEL
	LUMBER AND TIMBER	9,309	2,000	11,309	BOIS OEUVRE ET CHARP.
	PULP	42,837	1,498	44,335	PATE
	NEWSPRINT PAPER	1,041		1,041	PAPIER JOURNAL
	INORGANIC CHEMS. NES	20,646		20,646	PROD.CHIM.INORG.NDA
	ORGANIC CHEMICALS NES	1,295		1,295	PROD.CHIM.ORGAN.NDA
	FUEL OIL		1,588	1,588	MAZOUT
	BARNS AND RODS, STEEL		550	550	BARRES ET TIGES ACIER
	STRUCTURAL SHAPES		1,683	1,683	PROFILES DE CONSTRUCT.
	CONTAINERS, CLOSURES		26	26	CONTENEURS, FERMETURES
	PORT TOTAL	75,128 *	24,845 *	99,973 *	TOTAL DU PORT

TABLE 6. CARGOES HANDED AT CANADIAN PORTS, TO AND FROM FOREIGN COUNTRIES.

TABLEAU 6. MARCHANDISES MANUTENTIONNEES DANS LES PORTS CANADIENS, A DESTINATION OU EN PROVENANCE DE PAYS ETRANGERS.

PORT PORT	COMMOOITY	TONS LOADED TONNES CHARGÉES	TONS UNLOADED TONNES DECHARGÉES	TOTAL TOTAL	MARCHANDISES
TASU	COPPER ORE AND CONC.	9,237		9,237	MINÉRAI, CONC. CUIVRE
	IRON ORE AND CONC	1,043,917		1,043,917	MINÉRAI, CONC. DE FER
	PORT TOTAL	1,053,154 *	*	1,053,154 *	TOTAL DU PORT
TAHSIS	LUMBER AND TIMBER	173,249		173,249	BOIS D'OEUVRE ET CHARP.
	PULP	9,263		9,263	PÂTE
	PORT TOTAL	182,512 *	*	182,512 *	TOTAL DU PORT
TEAKERNE ARM	LUMBER AND TIMBER	4,200		4,200	BOIS D'OEUVRE ET CHARP.
	PORT TOTAL	4,200 *	*	4,200 *	TOTAL DU PORT
TEXADA	COPPER ORE AND CONC.	3,900		3,900	MINÉRAI, CONC. CUIVRE
	IRON ORE AND CONC	212,868		212,868	MINÉRAI, CONC. DE FER
	PORT TOTAL	216,768 *	*	216,768 *	TOTAL DU PORT
VANANDA	LIMESTONE	200,750		200,750	PIERRE CALCAIRE
	CEMENT	11,600		11,600	CIMENT
	PORT TOTAL	212,350 *	*	212,350 *	TOTAL DU PORT
VANCOUVER	MEAT, FRESH OR FROZEN	1,463	7,745	9,208	VIANDE, FRAICHE / CONG.
	MEAT AND MEAT PREP. NES	58	314	372	VIANDES ET PREP. NDA
	FISH, FRESH OR FROZEN	6,452	137	6,589	POISSON, FRAIS OU CONG.
	FISH, SALTED OR CURED	72	1	73	POISSON, SALE OU FUME
	FISH, CANNED	2,010	26	2,036	POISSON EN BOITES
	LOBSTER		1	1	HOMARD
	SHELL FISH, NES	56	301	357	MOLLUSQUES CRUST., NDA
	BUTTER		5,693	5,693	BEURRE
	CHEESE		300	300	FROMAGE
	MILK POWDER	86		86	LAIT EN Poudre
	DAIRY PROD. EGGS, HONEY	44	29	73	PROD. LAIT., OEUFS, MIEL
	BARLEY	865,807		865,807	CRGÉ
	RYE	32,514		32,514	SEIGLE
	WHEAT	3,946,369		3,946,369	BLÉ
	CEREALS UNMILLED, NES	12,068		12,068	CEREALES NON MOUL., NDA
	CORN STARCH		18	18	FECULE DE MAIS
	MALT AND MALT FLOUR	18,845		18,845	MALT ET FARINE DE MALT
	WHEAT FLOUR	10,914		10,914	FARINE DE BLÉ
	CEREALS MILLED, NES	37		37	CEREALES MOULUES, NDA
	BAKERY PROD. INC. FROZEN	1	32	33	PROD. BOUL., PROD. CONG.
	MACARONI, CEREAL PROD.	2	2,042	2,044	PÂTES ALIM. PROD. CEREAL
	APPLES	732	265	997	POMMES
	BANANAS AND PLANTAINS		53	53	BANANES ET PLANTAINS
	FRESH FRUITS, BERRIES	196	19,545	19,741	FRUITS, BAIES FRAIS
	FROZEN FRUITS, BERRIES	6	61	67	FRUITS, BAIES CONGÉLÉS
	ORIEO FRUITS		500	500	FRUITS SECS
	FRUIT JUICES	76	1,172	1,248	JUS DE FRUIT
	FRUIT PULP, PUREE		3	3	PULPE DE FRUIT, PUREE
	FRUIT, PRES. NOT CANNED	120	195	315	CONS. FRUITS NON BOITE
	FRUITS, PREP. CANNED	71	3,605	3,676	FRUITS PREP. EN BOITE
	NUTS, EXC. OIL NUTS NES		1,697	1,697	NOIX, SAUF OLEAG. NDA
	POTATOES	10		10	POMMES DE TERRE
	VEGETABLES, FRESH	6	743	749	LEGUMES, FRAIS
	VEGETABLES, FROZEN	582	51	633	LEGUMES, CONGÉLÉS
	VEGETABLES, DRIED	533	132	665	LEGUMES, SECS
	VEGETABLE PREP. NES	204	1,429	1,633	PREP. DE LEGUMES NDA
	RAW SUGAR		56,251	56,251	SUCRE BRUT
	SUGAR, NES	414		414	SUCRE, NDA
	MOLASSES, CRUDE		6,087	6,087	MELASSE, BRUTE
	SUGAR PREPARATIONS	9	89	98	PREP. A BASE DE SUCRE
	COCOA AND CHOCOLATE		11	11	CACAO ET CHOCOLAT
	COFFEE		9,114	9,114	CAFÉ
	TEA		688	688	THÉ
	SPICES	77	435	512	ÉPICES
	SAUSAGE SKINS, CASINGS	9	505	514	BOYAUX A SAUCISSES
	MISC. FOOD PREP. NES	430	5,310	5,740	CIV. PREP. ALIM. NDA
	HULLS, SCREENINGS, CHAFF	43,870		43,870	ÉCROLURES, CRIBLURES, BAL
	BRAN, SHORTS, MIDGLINGS	10,099		10,099	SON, ISSUES DE CEREALES
	GROUND CEREALS NES	1,579		1,579	CEREALES MOULUES NDA
	OIL SEED MEAL, CAKE NES	2,420		2,420	FAR. TOURT. OLEAG. NDA
	FEEDS, VEGETABLE ORIGIN	58,470		58,470	PROV. D'ORIGINE VÉGÉTALE
	FEEDS OF ANIMAL ORIGIN	887	19	906	PROV. D'ORIGINE ANIMALE
	CONC. COMPLETE FEEDS	188,515		188,515	CONC., PROV. COMPLETES
	NON-ALCOHOLIC BEVERAGE		19	19	BOISSONS NON-ALCOOLIQ.
	ALE, BEER, STOUT, PORTER		164	164	ALE, BIÈRE, STOUT, PORTER
	WINES		1,088	1,088	VINS
	FERM. ALCOHOLIC BEV.		25	25	BOISS. ALCOOL. FERMEN.
	DIST. ALCOHOLIC BEV.	150	10,580	10,730	BOISS. ALCOOL. DIST.
	TOBACCO NES		1	1	TABACS NDA
	RAW HIDES AND SKINS	430	1	431	PEAUX ET CUIRS BRUT
	CRUDE ANIMAL PROD. NES		103	103	PR. BRUTS ORIG. ANIM. NDA
	SEEDS FOR SOWING NES	390	144	534	GRAINES DE SEMENCE NDA
	FLAXSEED	103,122		103,122	GRAINE DE LIN
	MUSTARD SEED	25,774		25,774	GRAINE DE MOUTARDE

TABLE 6. CARGOES HANDLED AT CANADIAN PORTS, TO AND FROM FOREIGN COUNTRIES.

TABLEAU 6. MARCHANDISES MANUTENTIONNEES DANS LES PORTS CANADIENS, A DESTINATION OU EN PROVENANCE DE PAYS ETRANGERS.

PORT PORT	COMMODITY	TONS LOADED TONNES CHARGEES	TONS UNLOADED TONNES DECHARGEES	TOTAL TOTAL	MARCHANDISES
VANCOUVER (CONTD. - SUITE)	RAPESEED	681,161		681,161	GRAINE DE COLZA
	OIL SEEDS,NUTS NES	1,019	246	1,265	GRAINES,NOIX OLEAG.NDA
	NURSERY,GREENHSE STOCK		37	37	PRGD.PEPINIERE,SERRE
	RUBBER,ALLIED GUMS,NAT		11,397	11,397	CAOUTCHOUC GOMMES NAT.
	CRUDE VEG.PROD.NES	8	119	127	PR.BRUTS ORIG.VEG.NDA
	LOGS	104,941	5,726	110,667	BILLES
	BOLTS,ROUND TIMBER	5,020	73	5,093	BILLOTS,BOIS RONDS
	PULPWOOD	181,547	13,028	194,575	BCIS A PATE
	CRUDE WOOD MTLs. NES		48	48	MATIERES BDIS BRUT NDA
	WOOL AND ANIMAL HAIR		181	181	LAINE,POILS DANIMAL
	TEXTILE FIBRES NES	525	808	1,333	FIBRES TEXTILES NDA
	COPPER ORE AND CONC.	733,217		733,217	MINERAL,CONC. CUIVRE
	LEAD ORE AND CONC.	18,120		18,120	MINERAL,CONC.DE PLOMB
	NICKEL-COPPER ORE		4,673	4,673	MINER.DE CUIVRE-NICKEL
	ZINC ORE AND CONC.	125,354		125,354	MINERAL,CONC.DE ZINC
	ORES AND CONC.NES	26,066	475	26,541	MINERAIS ET CONC.NDA
	IRON AND STEEL SCRAP	76	2,000	2,076	DECHETS DE FER, DACIER
	NON-FERROUS MET.SCRAP	483	25	508	DECHETS METAL.NON FER.
	SLAG,DROSS,BY-PRODUCTS		8,000	8,000	POUS.GUEUL.SCOR.PROD.
	CRUDE PETROLEUM	1,476,514		1,476,514	PETROLE BRUT
	ASBESTOS	70,862		70,862	AMIANTE
	CLAY MATERIALS NES		251	251	MATIERES ARGIL.NDA
	SAND AND GRAVEL	35,900	804,868	840,768	SABLE ET GRAVIERS
	LIMESTONE	168,665		168,665	PIERRE CALCAIRE
	STONE,CRUDE NES	1	9	10	PIERRE BRUTE NDA
	GYPSUM	17,887		17,887	GYPSE
	PHOSPHATE ROCK		639,247	639,247	ROCHE PHOSPHATEE
	SALT		482,200	482,200	SEL
	SULPHUR IN ORES	2,297,798		2,297,798	SOUFRE EN MINERAL
	CRUDE NON-MET.MIN.NES	8	13	21	MIN.NON-MET.BRUTS NDA
	COTTON,TEXTILE WASTE	551	42	593	DECHETS DE COTON,TEXT.
	HOGGED FUEL, WOOD	5,700		5,700	BOIS DE CHAUFFAGE
	WASTE AND SCRAP NES	1,700	20	1,720	DECHETS ET REBUTS NDA
	LEATHER		239	239	CUIR
	RUBBER FAB.MATERIALS	10	140	150	DEMI-PROD.CAOUTCHOUC
	LUMBER AND TIMBER	1,270,021	22,731	1,292,752	BOIS D'OEUVRE ET CHARP.
	FLOORING		248	248	LAMES POUR PARQUET
	RAILWAY TIES		3,719	3,719	TRAVERSES DE CH. FER
	SHINGLES AND SHAKES	2,878		2,878	BARDEAUX,BARD.FACAGE
	VENEER,PLYWOOD	87,820	45,398	133,218	PLACAGES,CONTRE-PLAC.
	COOPERAGE STOCK		109	109	DEMI-PROD.TONNELLERIE
	WOOD FAB.MATERIALS	1,525	9,661	11,186	DEMI-PRODUITS EN BOIS
	PULP	402,931	20,239	423,170	PATE
	NEWSPRINT PAPER	28,945		28,945	PAPIER JOURNAL
	PAPER NES	13,068	487	13,555	PAPIER NDA
	PAPERBOARD	17,318	17	17,335	CARTON
	BLDG.PAPER AND BOARD	284	229	513	PLAQ.CONSTR.,PAP/CART.
	CORDAGE,TWINE,ROPE	10	488	498	CORDAGE,FICELLE,CORDE
	JUTE WOVEN FABRICS	184	2,170	2,354	TISSUS DE JUTE
	TEXTILE FAB.MTL NES	273	3,337	3,610	OUVR.EN MAT.TEXT.NDA
	ANIMAL OILS,EXC.MARINE	33,921		33,921	HUIL.ANIM.SAUF AN.MAR.
	VEG.OILS,FATS NES	9,196	161	9,357	HUIL.MAT.GRAS.VEG.NDA
	DILS,FATS,WAXES NES	6,436	2,779	9,215	HUIL.MAT.GRAS.CIRE NDA
	METALLIC SALTS	1,782	31,517	33,299	SELS METALLIQUES
	INORGANIC CHEMS. NES	6,644	5,752	12,396	PROD.CHIM.INORG.NDA
	ORGANIC CHEMICALS NES	2,111	2,434	4,545	PROD.CHIM.ORGAN.NDA
	EXPLOS., FUSES, CAPS	50		50	EXPLOS.,AMORCES, DET.
	POTASH	1,852,284		1,852,284	POTASSE
	FERTILIZERS NES	144,051	7	144,058	ENGRAIS CHIMIQUE NDA
	AGRICULTURAL CHEMICALS	146	2,041	2,187	PROD.CHIM.AGRICOLES
	SYNTHETIC RUBBER		123	123	CAOUTCHOUC SYNTHETIQUE
	PLASTIC MATERIALS	7,138	1,310	8,448	MATIERES PLASTIQUES
	DYESTUFF,PIGMENT,PAINT	59	37	96	MAT.COLOR.PIG.PEINTURE
	CHEM.SPECIALTIES NES	232	44	276	PROD.CHIM.SPECIALS NDA
	GASOLINE	100,268		100,268	ESSENCE
	FUEL OIL	161,585	101,776	263,361	MAZOUT
	LUBRICATING OIL,GREASE	5	16	21	HUIL.GRAISSE LUBRIF.
	COKE	59,950		59,950	COKE
	COAL TAR,PITCH	22	40	62	GOUDRON,BRAI DE BOUIL.
	PETROL.COAL PROD.NES	179,466	12	179,478	DERIVE PETR.CHARB.NDA
	FERRO-ALLOYS	9		9	FERRO-ALLIAGES
	PRIMARY IRON,STEEL NES	35	4,116	4,151	FER,ACIER PRIMAIR.NDA
	CASTINGS,FORGINGS	65	3,924	3,989	MOUL.PIECES FORGEES
	BAR AND RODS,STEEL	106	41,897	42,003	BARRES ET TIGES ACIER
	PLATE & SHEET STEEL	649	102,635	103,284	TOLES,FEUILLES DACIER
	STRUCTURAL SHAPES	1,946	129,138	131,084	PROFILES DE CONSTRUCT.
	RAILS & TRACK MATERIAL	462	12,422	12,884	RAILS,MAT.VOIE FERRE
	PIPES,TUBES:IRON,STEEL	2,050	15,868	17,918	TUYAUX,TUBES:FER,ACIER
	WIRE	1,161	11,516	12,677	FIL METALLIQUE
	ALUMINUM	18,077	360	18,437	ALUMINIUM
	COPPER AND ALLOYS	418	22	440	CUIVRE ET ALLIAGES
	LEAD AND ALLOYS	3,300	1,115	4,415	PLOMB ET ALLIAGES
	NICKEL AND ALLOYS	191		191	NICKEL ET ALLIAGES

TABLE 6. CARGOES HANDLED AT CANADIAN PORTS, TO AND FROM FOREIGN COUNTRIES.

TABLEAU 6. MARCHANDISES MANUTENTIONNEES DANS LES PORTS CANADIENS, A DESTINATION OU EN PROVENANCE DE PAYS ETRANGERS.

PORT PORT	COMMODITY	TONS LOADED TONNES CHARGÉES	TONS UNLOADED TONNES DECHARGÉES	TOTAL TOTAL	MARCHANDISES	
VANCOUVER (CONTD. - SUITE)	ZINC AND ALLOYS	10,109	371	10,480	ZINC ET ALLIAGES	
	NON-FERROUS METALS NES	8,917	94	9,011	METEAUX NON-FERREUX NDA	
	METAL FAB.BASIC PROD.	1,294	25,246	26,540	OUVR.DE BASE EN METAL	
	DRAIN TILES,PIPES		113	113	TUILES TUY.DE DRAINAGE	
	BRICKS,TILES NES	260	1,708	1,968	BRIQUES,TUILES NDA	
	GLASS BASIC PRODUCTS	109	11,774	11,883	OUVR.DE BASE EN VERRE	
	ASBESTOS BASIC PROD.	491	35	526	OUVR.DE BASE AMIANTE	
	CEMENT	119,186	38,463	157,649	CIMENT	
	CEMENT BASIC PROD.	29	16	45	OUVR.DE BASE CIMENT	
	LIME	2,737		2,737	CHAUX	
	NDN-MET.MIN.BASIC PROD	401	1,017	1,418	PRCD.MIN.NON-MET.BASE	
	MISC.FABRICATED PROD.		1,123	1,123	OUVRAGES DIVERS	
	TRACTORS	1,621	6,380	8,001	TRACTEURS	
	MACHINERY NES	14,047	8,152	22,199	MACHINES NDA	
	RAILWAY ROLLING STDCK	238	14,365	14,603	MAT.ROUL.DE CH.DE FER	
	PASS.AUTOS AND CHASSIS	35	20,527	20,562	VOITURES PART.,CHASSIS	
	BUSES AND CHASSIS		52	52	AUTOBUS ET CHASSIS	
	TRUCKS AND CHASSIS	400	63	463	CAMIONS ET CHASSIS	
	MOTOR VEHICLE ENGINES	159	3,664	3,823	MOTEURS DE VEH.AUTOM.	
	ROAD MOTOR VEH. NES	378	471	849	VEH.AUTOM.ROUTIERS NDA	
	SHIPS,AIRCRAFT,MIS.VEH	224	882	1,106	NAVIRES,AVIONS,VEH.OIV	
	RUBBER TIRES AND TUBES	83	1,194	1,277	PNEUS, CHAMBRES A AIR	
	EQUIPMENT MISC.	1,897	8,281	10,178	MATERIEL DIVERS	
	PERSONAL,HSEHOLD GODDS	1,747	13,364	15,111	ART.PERS.ET MENAGERS	
	FIREARMS,AMMUNITION		6	6	ARMES A FEU,MUNITIONS	
	CONTAINERS,CLOSURES	2,829	884	3,713	CONTENEURS,FERMETURES	
	MISC. END PRODUCTS NES	481	1,540	2,021	PRODUITS FINIS DIV.NDA	
	GENERAL CARGO	190	1,336	1,526	MARCHANDISES DIVERSES	
	CONTAINERIZED FREIGHT	383,746	414,155	797,901	FRET CONTENEURESE	
	PORT TOTAL	16,259,792 *	3,265,760 *	19,525,552 *	TOTAL DU PORT	
	VICTORIA	FISH,FRESH OR FROZEN	70		70	POISSON,FRAIS OU CONG.
		WHEAT	282,614		282,614	BLE
		FRESH FRUITS,BERRIES		690	690	FRUITS, BAIES FRAIS
MOLASSES, REFINED			60	60	MELASSE,RAFFINEE	
COFFEE			353	353	CAFE	
RAPESEED		9,026		9,026	GRAINE DE COLZA	
LOGS			66,320	66,320	BILLES	
PULPWOOD		8,600		8,600	BOIS A PATE	
TEXTILE FIBRES NES			50	50	FIBRES TEXTILES NDA	
IRON AND STEEL SCRAP		15		15	DECHETS DE FER, DACIER	
SLAG,DROSS,BY-PRODUCTS			4,000	4,000	POUS.GUEUL.SCOR.PROG.	
SAND AND GRAVEL			29,700	29,700	SABLE ET GRAVIERS	
GYPSUM			22,600	22,600	GYPSE	
CRUDE NON-MET.MIN.NES		40,600		40,600	MIN.NON-MET.BRUTS NDA	
HOGGED FUEL, WOOD		4,100		4,100	BOIS DE CHAUFFAGE	
WASTE AND SCRAP NES		250		250	DECHETS ET REBUTS NDA	
LUMBER AND TIMBER		319,928	9,284	329,212	BOIS D'OEUVRE ET CHARP.	
SHINGLES AND SHAKES		731		731	BARDEAUX,BARD.FACADE	
VENEER,PLYWOOD		10,458	6,340	16,798	PLACAGES,CONTRE-PLAQ.	
WOOD FAB.MATERIALS			77	77	DEMI-PRODUITS EN BOIS	
PULP		77,071	31,832	108,903	PATE	
NEWSPRINT PAPER		6,577		6,577	PAPIER JOURNAL	
PAPER NES		808		808	PAPIER NDA	
SULPHURIC ACID			100	100	ACIDE SULFURIQUE	
FUEL OIL		1,400	8,192	9,592	MAZOUT	
STRUCTURAL SHAPES			45	45	PROFILES DE CONSTRUCT.	
PIPES,TUBES:IRON,STEEL		318		318	TUYAUX,TUBES:FER,ACIER	
NICKEL AND ALLOYS		2		2	NICKEL ET ALLIAGES	
BUILDING BRICK, CLAY		52		52	BRIQ.A BATIR ARGILE	
GLASS BASIC PRODUCTS			221	221	OUVR.DE BASE EN VERRE	
CEMENT		109,424	14,200	123,624	CIMENT	
LIME			101	101	CHAUX	
NON-MET.MIN.BASIC PROD		300		300	PRCD.MIN.NON-MET.BASE	
MACHINERY NES	316	1,973	2,289	MACHINES NDA		
SHIPS,AIRCRAFT,MIS.VEH		144	144	NAVIRES,AVIONS,VEH.OIV		
PERSONAL,HSEHOLD GOODS	98		98	ART.PERS.ET MENAGERS		
CONTAINERS,CLOSURES		17	17	CONTENEURS,FERMETURES		
MISC. END PRODUCTS NES	62	100	162	PRODUITS FINIS DIV.NDA		
GENERAL CARGO		2,132	2,132	MARCHANDISES DIVERSES		
PORT TOTAL	872,820 *	198,531 *	1,071,351 *	TOTAL DU PORT		
WATSON ISLAND	PULP	11,516		11,516	PATE	
	INORGANIC CHEMS. NES		5,499	5,499	PROD.CHIM.INORG.NDA	
	PORT TOTAL	11,516 *	5,499 *	17,015 *	TOTAL DU PORT	
STEWART	COPPER ORE AND CONC.	63,700		63,700	MINERAI,CONC. CUIVRE	
	PORT TOTAL	63,700 *	*	63,700 *	TOTAL DU PORT	
PC-NES/C-B.-NDA	LOGS	10,067		10,067	BILLES	
	COPPER ORE AND CONC.	20,000		20,000	MINERAI,CONC. CUIVRE	
	LIMESTONE	329,900		329,900	PIERRE CALCAIRE	
	CEMENT	7,400		7,400	CIMENT	
	PORT TOTAL	367,367 *	*	367,367 *	TOTAL DU PORT	
PROVINCE TOTAL	35,928,085 **	5,575,811 **	41,503,896 **	TOTAL DE LA PROVINCE		

TABLE 6. CARGOES HANDLED AT CANADIAN PORTS, TO AND FROM FOREIGN COUNTRIES.

TABLEAU 6. MARCHANDISES MANUTENTIONNEES DANS LES PORTS CANADIENS, A DESTINATION OU EN PROVENANCE DE PAYS ETRANGERS.

PORT PORT	COMMODITY	TONS LOADED TONNES CHARGEES	TONS UNLOADED TONNES DECHARGEES	TOTAL TOTAL	MARCHANDISES
NORTH-WEST TERR. / TERR. DU NORD-OUEST NWT-NES/TNO-NDA	FRUITS, PREP. CANNED		10	10	FRUITS PREP. EN BOITE
	SUGAR, NES		2	2	SUCRE, NDA
	MISC. FOOD PREP. NES		10	10	DIV. PREP. ALIM. NDA
	VENEER, PLYWOOD		4	4	PLACAGES, CONTRE-PLAQ.
	GLYCOL		9	9	GLYCOL
	DYESTUFF, PIGMENT, PAINT		1	1	MAT. COLOR. PIG. PEINTURE
	CHEM. SPECIALTIES NES		3	3	PROD. CHIM. SPECIAUX NDA
	GASOLINE		58	58	ESSENCE
	LUBRICATING OIL, GREASE		47	47	HUILE, GRAISSE LUBRIF.
	PIPES, TUBES: IRON, STEEL		17	17	TUYAUX, TUBES: FER, ACIER
	WIRE		2	2	FIL METALLIQUE
	ROAD MOTOR VEH. NES		17	17	VEH. AUTOM. ROUTIERS NDA
	GENERAL CARGO		420	420	MARCHANDISES DIVERSES
	PORT TOTAL	*	600 *	600 *	TOTAL DU PORT
	PROVINCE TOTAL	**	600 **	600 **	TOTAL DE LA PROVINCE
	TOTAL - CANADA	116,966,358 **	66,930,216 **	183,896,574 **	TOTAL - CANADA
	SUMMARY				SOMMAIRE
	NEWFOUNDLAND	3,414,880	4,745,421	8,160,301	TERRE NEUVE
	PR. EDWARD ISLAND	22,898	6,468	29,366	ILE DU PR. EDUARD
	NOVA SCOTIA	8,888,893	10,408,607	19,297,500	NOUVELLE-ECOSSE
	NEW BRUNSWICK	2,957,999	6,195,840	9,153,839	NOUVEAU-BRUNSWICK
	QUEBEC	53,882,499	19,222,555	73,105,054	QUEBEC
	ONTARIO	11,254,934	20,742,748	31,997,682	ONTARIO
	MANITOBA	616,170	32,166	648,336	MANITOBA
	BRITISH COLUMBIA	35,928,085	5,575,811	41,503,896	COLOMBIE-BRITANNIQUE
	NORTH-WEST TERR.		600	600	TERR. DU NORD-OUEST
	TOTAL - CANADA	116,966,358 **	66,930,216 **	183,896,574 **	TOTAL - CANADA

TABLE 7. VESSELS DEPARTED FROM CANADIAN PORTS IN INTERNATIONAL SEABORNE SHIPPING, BY RIG AND SIZE.

TABLEAU 7. MOUVEMENTS INTERNATIONAUX DE NAVIRES EN PROVENANCE DE PORTS CANADIENS, SUIVANT LE GREEMENT ET LA DIMENSION.

PROVINCE AND NET TONNAGE RANGE PROVINCE ET RANGEE DE TONNAGE NET	STEAM / VAPEUR		MOTOR / MOTEUR		UNRIGGED / SANS GREEMENT		TOTAL / TOTAL	
	NUMBER NOMBRE	NET TONS TONNES NET	NUMBER NOMBRE	NET TONS TONNES NET	NUMBER NOMBRE	NET TONS TONNES NET	NUMBER NOMBRE	NET TONS TONNES NET
NEWFOUNDLAND / TERRE-NEUVE								
1- 99			146	3,941			146	3,941
100- 499	1	319	373	132,513			374	132,832
500- 999			400	297,599			400	297,599
1000-1999	1	1,726	97	147,962			98	149,688
2000-2999	4	8,963	156	387,441			160	396,404
3000-3999	1	3,691	15	54,182			16	57,873
4000-4999			5	23,154			5	23,154
5000-5999	1	5,375	7	38,550			8	43,925
6000+	74	1,412,970	136	2,290,300			210	3,703,270
TOTAL	82	1,433,044	1,335	3,375,642			1,417	4,808,686
PR. EDWARD ISLAND / ILE DU PR. EDOUARD								
100- 499			1	498			1	498
500- 999			2	1,743			2	1,743
1000-1999			9	13,626			9	13,626
2000-2999			2	4,929			2	4,929
6000+	2	27,953	12	105,817			14	133,770
TOTAL	2	27,953	26	126,613			28	154,566
NOVA SCOTIA / NOUVELLE-ECOSSE								
1- 99		1	73	3,469			74	3,470
100- 499	3	709	198	49,687			201	50,396
500- 999	3	2,529	174	126,566	1	662	178	129,757
1000-1999	6	11,063	288	424,845			294	435,908
2000-2999	1	2,005	108	271,038			109	273,043
3000-3999	4	14,696	67	239,729			71	254,425
4000-4999	176	742,715	40	179,847			216	922,562
5000-5999	3	16,598	68	385,461	3	16,827	74	418,886
6000+	241	4,053,369	423	5,296,391	15	150,085	679	9,499,845
TOTAL	438	4,843,685	1,439	6,977,033	19	167,574	1,896	11,988,292
NEW BRUNSWICK / NOUVEAU-BRUNSWICK								
1- 99			940	25,871			940	25,871
100- 499			55	11,920			55	11,920
500- 999			35	27,499			35	27,499
1000-1999	4	6,471	107	162,663			111	169,134
2000-2999	2	5,499	107	262,784			109	268,283
3000-3999	2	6,919	73	257,515			75	264,434
4000-4999	1	4,937	54	247,924			55	252,861
5000-5999	2	10,732	74	408,291	4	22,544	80	441,567
6000+	53	2,033,365	217	2,672,395	8	85,504	278	4,791,264
TOTAL	64	2,067,923	1,662	4,076,862	12	108,048	1,738	6,252,833
QUEBEC / QUEBEC								
1- 99			10	697			10	697
100- 499			88	19,683			88	19,683
500- 999			45	36,783	3	2,133	48	38,916
1000-1999	16	21,130	445	696,122	4	5,530	465	722,782
2000-2999	15	37,427	366	926,669			381	964,096
3000-3999	3	10,807	299	1,022,191			302	1,032,998
4000-4999	20	94,144	235	1,075,298			255	1,169,442
5000-5999	45	249,716	262	1,441,328	8	44,628	315	1,735,672
6000+	581	6,474,948	2,043	26,493,415	31	262,818	2,655	33,231,181
TOTAL	680	6,888,172	3,793	31,712,186	46	315,109	4,519	38,915,467
ONTARIO / ONTARIO								
1- 99			561	19,216	64	2,700	625	21,916
100- 499			433	82,148	5	1,616	438	83,764
500- 999			91	71,485	188	139,067	279	210,552
1000-1999	12	16,853	214	350,651	421	626,233	647	993,737
2000-2999	17	43,443	170	425,230	24	63,719	211	532,392
3000-3999	137	504,664	129	441,499	5	16,375	271	962,538
4000-4999	171	808,232	65	251,309	9	37,197	245	1,136,738
5000-5999	125	689,512	52	284,781	3	16,728	180	991,021
6000+	457	4,484,006	754	9,276,885	6	44,944	1,217	13,805,835
TOTAL	919	6,546,710	2,469	11,243,204	725	948,579	4,113	18,738,493

TABLE 7. VESSELS DEPARTED FROM CANADIAN PORTS IN INTERNATIONAL SEABORNE SHIPPING, BY RIG AND SIZE.

TABLEAU 7. MOUVEMENTS INTERNATIONAUX DE NAVIRES EN PROVENANCE DE PORTS CANADIENS, SUIVANT LE GREEMENT ET LA DIMENSION.

PROVINCE AND NET TONNAGE RANGE PROVINCE ET RANGE DE TONNAGE NET	STEAM / VAPEUR		MOTOR / MOTEUR		UNRIGGED / SANS GREEMENT		TOTAL / TOTAL	
	NUMBER NOMBRE	NET TONS TONNES NET	NUMBER NOMBRE	NET TONS TONNES NET	NUMBER NOMBRE	NET TONS TONNES NET	NUMBER NOMBRE	NET TONS TONNES NET
MANITOBA / MANITOBA								
5000-5999			1	5,939			1	5,939
6000+			24	263,555			24	263,555
TOTAL			25	269,494			25	269,494
BRITISH COLUMBIA / COLOMBIE-BRITANNIQUE								
1- 99			1,883	69,105			1,883	69,105
100- 499			125	17,664	17	6,501	142	24,165
500- 999			25	20,133	918	726,421	943	746,554
1000-1999	6	9,185	68	119,259	679	1,108,079	753	1,236,523
2000-2999	1	2,218	92	246,552	339	798,509	432	1,047,279
3000-3999	42	131,269	142	486,500	51	174,332	235	792,101
4000-4999	15	66,965	228	1,007,663	80	363,536	323	1,438,164
5000-5999	28	155,201	540	2,950,724	47	265,376	615	3,371,301
6000+	166	2,069,938	2,005	22,098,534	34	276,156	2,205	24,444,628
TOTAL	258	2,434,776	5,108	27,016,134	2,165	3,718,910	7,531	33,169,820
NORTH-WEST TERR. / TERR. DU NORD-OUEST								
500- 999			6	4,218			6	4,218
1000-1999			1	1,277			1	1,277
3000-3999			1	3,598			1	3,598
6000+			5	36,000			5	36,000
TOTAL			13	45,093			13	45,093
CANADA - CANADA								
1- 99	1	1	3,613	122,299	64	2,700	3,678	125,000
100- 499	4	1,028	1,273	314,113	22	8,117	1,299	323,253
500- 999	3	2,529	778	586,026	1,110	868,283	1,891	1,456,838
1000-1999	45	66,428	1,229	1,916,405	1,104	1,739,842	2,378	3,722,675
2000-2999	40	99,555	1,001	2,524,643	363	862,228	1,404	3,486,426
3000-3999	189	672,046	726	2,505,214	56	190,707	971	3,367,967
4000-4999	383	1,716,993	627	2,825,195	89	400,733	1,099	4,942,921
5000-5999	204	1,127,134	1,004	5,515,074	65	366,103	1,273	7,008,311
6000+	1,574	20,556,549	5,619	68,533,292	94	819,507	7,287	89,909,348
TOTAL	2,443	24,242,263	15,870	84,842,261	2,967	5,258,220	21,280	114,342,744

TABLE 8. VESSEL ARRIVALS AND DEPARTURES IN INTERNATIONAL SEABORNE SHIPPING, BY PORT.

TABLEAU 8. MOUVEMENTS INTERNATIONAUX (ARRIVEES ET DEPARTS) DES NAVIRES, PAR PORT.

PROVINCE - PORT	(*)	ARRIVED / ARRIVE		DEPARTED / PARTI		TOTAL / TOTAL	
		NUMBER NOMBRE	NET TONNAGE TONNAGE NET	NUMBER NOMBRE	NET TONNAGE TONNAGE NET	NUMBER NOMBRE	NET TONNAGE TONNAGE NET
NEWFOUNDLAND / TERRE-NEUVE							
ARGENTIA	B	6	5,662	67	36,091	73	41,753
	C			3	1,275	3	1,275
BAIE VERTE	B	8	39,139	2	20,401	10	59,540
	C			6	17,141	6	17,141
BAY ROBERTS	B	4	2,071			4	2,071
	C			3	1,780	3	1,780
BELL ISLAND	B			1	1,640	1	1,640
	C			1	1,640	1	1,640
BOTWOOD	B	50	180,696	7	40,255	57	220,951
	C	4	29,492	51	182,036	55	211,528
		54	210,188	58	222,291	112	432,479
BURIN	B	19	10,916	26	27,469	45	38,385
	C	17	21,676	16	8,807	33	30,483
		36	32,592	42	36,276	78	68,868
BURGEO	B	2	705	10	11,372	12	12,077
	C			13	2,995	13	2,995
CARMANVILLE	B			23	14,367	25	15,072
	C	1	2,798			1	2,798
CATALINA	B	1	2,798			1	2,798
	C	5	1,965	7	6,003	12	7,968
CLARENVILLE	B			3	1,383	3	1,383
	C	5	1,965	10	7,386	15	9,351
CORNER BROOK	B			7	52,890	7	52,890
	C	3	4,467			3	4,467
		3	4,467	7	52,890	10	57,357
COME-BY-CHANCE	B	46	170,112	26	71,251	72	241,363
	C	29	108,547	73	239,779	102	348,326
		75	278,659	99	311,030	174	589,689
FORTUNE	B	101	1,217,615	17	1,368,906	118	2,586,521
	C	14	1,248,980	69	857,054	83	2,106,034
		115	2,466,595	86	2,225,960	201	4,692,555
GOOSE BAY	B	237	55,807	116	33,628	353	89,435
	C	4	2,162	113	19,258	117	21,420
		241	57,969	229	52,886	470	110,855
GRAND BANK	B	13	178,290	4	25,962	17	204,252
	C	3	24,970			3	24,970
		16	203,260	4	25,962	20	229,222
HARBOUR BRETON	B	17	7,845	12	12,272	29	20,117
	C	4	4,146	16	6,969	20	11,115
		21	11,991	28	19,241	49	31,232
HARBOUR GRACE	B	25	13,830	6	3,457	31	17,287
	C	5	6,473	23	11,605	28	18,078
		30	20,303	29	15,062	59	35,365
RAMEA	B	11	9,164	4	6,384	15	15,548
	C	2	1,208	11	7,268	13	8,476
		13	10,372	15	13,652	28	24,024
HOLYROOD	B	2	705	3	3,571	5	4,276
	C	2	462	14	4,635	16	5,097
		4	1,167	17	8,206	21	9,373
LEWISPORTE	B	7	35,289	20	267,681	27	302,970
	C	19	297,668	1	2,034	20	299,702
		26	332,957	21	269,715	47	602,672
LONG POND	B	1	291	4	30,563	5	30,854
	C	1	7,200			1	7,200
		2	7,491	4	30,563	6	38,054
LONG POND	B	11	13,447			11	13,447
	C	1	480	11	13,447	12	13,927
		12	13,927	11	13,447	23	27,374

B - BALLAST, C - CARGO / CARGAISON.

TABLE B. VESSEL ARRIVALS AND DEPARTURES IN INTERNATIONAL SEABORNE SHIPPING, BY PORT.

TABLEAU B. MOUVEMENTS INTERNATIONAUX (ARRIVEES ET DEPARTS) DES NAVIRES, PAR PORT.

PROVINCE - PORT	(*)	ARRIVED / ARRIVE		DEPARTED / PARTI		TOTAL / TOTAL	
		NUMBER NOMBRE	NET TONNAGE TONNAGE NET	NUMBER NOMBRE	NET TONNAGE TONNAGE NET	NUMBER NOMBRE	NET TONNAGE TONNAGE NET
MARYSTOWN	B	14	11,962	11	22,012	25	33,974
	C			7	3,946	7	3,946
		14	11,962	18	25,958	32	37,920
PORT AUX BASQUES	B	55	39,617	361	335,870	416	375,487
	C			3	1,300	3	1,300
		55	39,617	364	337,170	419	376,787
LONG HARBOUR	B	14	43,649	13	184,557	27	228,206
	C	22	227,404	12	35,557	34	262,961
		36	271,053	25	220,114	61	491,167
ST. JOHNS	B	39	90,894	70	237,022	109	327,916
	C	30	41,599	18	19,024	48	60,623
		69	132,493	88	256,046	157	388,539
ST. LAWRENCE	B	1	2,002	4	1,348	5	3,350
	C						
		1	2,002	4	1,348	5	3,350
STEPHENVILLE	B	30	229,993	29	228,352	59	458,345
	C	2	3,094	35	290,289	37	293,383
		32	233,087	64	518,641	96	751,728
TILT COVE	B	4	3,808			4	3,808
	C						
		4	3,808			4	3,808
NFLD-NES/T-N -NDA	B	32	14,929	53	38,824	85	53,753
	C	10	8,862	36	13,323	46	22,185
		42	23,791	89	52,147	131	75,938
TOTAL - PROVINCE	B	754	2,380,403	880	3,067,781	1,634	5,448,184
	C	173	2,041,688	537	1,740,905	710	3,782,593
		927 **	4,422,091 **	1,417 **	4,808,686 **	2,344 **	9,230,777 **
PR. EDWARD ISLAND / ILE DU PR. EDUARD							
CHARLOTTETOWN	B	8	13,120	16	137,911	24	151,031
	C	2	9,802	1	990	3	10,792
		10	22,922	17	138,901	27	161,823
SOURIS	B	3	4,415			3	4,415
	C			3	4,415	3	4,415
		3	4,415	3	4,415	6	8,830
SUMMERSIDE	B	2	2,655			2	2,655
	C			4	4,912	4	4,912
		2	2,655	4	4,912	6	7,567
PEI-NES/IPE-NDA	B	8	14,345			8	14,345
	C			4	6,338	4	6,338
		8	14,345	4	6,338	12	20,683
TOTAL - PROVINCE	B	21	34,535	16	137,911	37	172,446
	C	2	9,802	12	16,655	14	26,457
		23 **	44,337 **	28 **	154,566 **	51 **	198,903 **
NOVA SCOTIA / NOUVELLE-ECOSSE							
AMHERST	B	1	169			1	169
	C			1	169	1	169
		1	169	1	169	2	338
BADDECK	B	7	14,052	1	5,720	8	19,772
	C			6	8,332	6	8,332
		7	14,052	7	14,052	14	28,104
BRIDGEWATER	B	4	6,136	7	7,343	11	13,479
	C	3	783	3	4,577	6	5,360
		7	6,919	10	11,920	17	18,839
DIGBY	B	6	9,007	2	2,660	8	11,667
	C	2	2,660	6	9,007	8	11,667
		8	11,667	8	11,667	16	23,334
HALIFAX	B	737	2,172,974	701	3,438,187	1,438	5,611,161
	C	507	5,222,856	515	4,014,699	1,022	9,237,555
		1,244	7,395,830	1,216	7,452,886	2,460	14,848,716
HANTSPOUT	B	141	608,603			141	608,603
	C			141	608,603	141	608,603
		141	608,603	141	608,603	282	1,217,206

B - BALLAST, C - CARGO / CARGAISON.

TABLE 8. VESSEL ARRIVALS AND DEPARTURES IN INTERNATIONAL SEABORNE SHIPPING, BY PORT.

TABLEAU 8. MOUVEMENTS INTERNATIONAUX (ARRIVEES ET DEPARTS) DES NAVIRES, PAR PORT.

PROVINCE - PORT	(*)	ARRIVED / ARRIVE		DEPARTED / PARTI		TOTAL / TOTAL	
		NUMBER NOMBRE	NET TONNAGE TONNAGE NET	NUMBER NOMBRE	NET TONNAGE TONNAGE NET	NUMBER NOMBRE	NET TONNAGE TONNAGE NET
LITTLE NARROWS	B	58	269,483			58	269,483
	C			57	259,935	57	259,935
		58	269,483	57	259,935	115	529,418
LIVERPOOL	B	18	19,174	20	9,401	38	28,575
	C	17	140,680	16	152,090	33	292,770
		35	159,854	36	161,491	71	321,345
LUNENBURG	B	8	2,665	2	3,280	10	5,945
	C	3	691	9	3,539	12	4,230
		11	3,356	11	6,819	22	10,175
MULGRAVE	B	12	23,847			12	23,847
	C			9	17,692	9	17,692
		12	23,847	9	17,692	21	41,539
NORTH SYDNEY	B	411	370,451	35	27,179	446	397,630
	C	30	20,299	33	21,331	63	41,630
		441	390,750	68	48,510	509	439,260
PARRSBORO	B	1	190			1	190
	C			1	190	1	190
		1	190	1	190	2	380
PICTOU	B			3	23,835	3	23,835
	C						
				3	23,835	3	23,835
PORT HAWKESBURY	B	172	1,248,499	56	1,879,995	228	3,128,494
	C	36	1,675,002	144	947,062	180	2,622,064
		208	2,923,501	200	2,827,057	408	5,750,558
PUGWASH	B	6	7,362	2	3,662	8	11,024
	C	2	3,662	5	7,127	7	10,789
		8	11,024	7	10,789	15	21,813
SHELburnE	B	1	5,615	4	10,535	5	16,150
	C			2	5,596	2	5,596
		1	5,615	6	16,131	7	21,746
SYDNEY	B	32	135,212	51	372,467	83	507,679
	C	25	155,615	21	90,027	46	245,642
		57	290,827	72	462,494	129	753,321
WALTON	B	6	13,131			6	13,131
	C			6	13,131	6	13,131
		6	13,131	6	13,131	12	26,262
WEYMOUTH	B	7	10,206			7	10,206
	C			7	10,206	7	10,206
		7	10,206	7	10,206	14	20,412
YARMOUTH	B	4	673	1	593	5	1,266
	C	1	593	4	673	5	1,266
		5	1,266	5	1,266	10	2,532
NS.-NES/N-E.-NOA	B	25	30,230	2	1,529	27	31,759
	C	1	1,221	23	27,920	24	29,141
		26	31,451	25	29,449	51	60,900
TOTAL - PROVINCE	B	1,657	4,947,679	887	5,786,386	2,544	10,734,065
	C	627	7,224,062	1,009	6,201,906	1,636	13,425,968
		2,284 **	12,171,741 **	1,896 **	11,988,292 **	4,180 **	24,160,033 **

NEW BRUNSWICK / NOUVEAU-BRUNSWICK

BATHURST	B	2	4,474	2	10,259	4	14,733
	C	1	2,314	3	5,214	4	7,528
		3	6,788	5	15,473	8	22,261
BELLEDUNE	B	22	88,852	29	234,649	51	323,501
	C	23	223,207	22	88,852	45	312,059
		45	312,059	51	323,501	96	635,560
BLACKS HBR	B	13	488	12	1,321	25	1,809
	C	11	1,409	10	300	21	1,709
		24	1,897	22	1,621	46	3,518
CAMPBELLTON	B	1	2,001			1	2,001
	C						
		1	2,001			1	2,001
CARAQUET	B	6	3,909			6	3,909
	C			6	3,909	6	3,909
		6	3,909	6	3,909	12	7,818
CHATHAM	B			3	3,844	3	3,844
	C	2	2,412			2	2,412
		2	2,412	3	3,844	5	6,256

B - BALLAST, C - CARGO / CARGAISON.

TABLE B. VESSEL ARRIVALS AND DEPARTURES IN INTERNATIONAL SEABORNE SHIPPING, BY PORT.

TABLEAU B. MOUVEMENTS INTERNATIONAUX (ARRIVEES ET DEPARTS) DES NAVIRES, PAR PORT.

PROVINCE - PORT	(*)	ARRIVED / ARRIVE		DEPARTED / PARTI		TOTAL / TOTAL	
		NUMBER NOMBRE	NET TONNAGE TONNAGE NET	NUMBER NOMBRE	NET TONNAGE TONNAGE NET	NUMBER NOMBRE	NET TONNAGE TONNAGE NET
DALHOUSIE	B	67	407,486	10	101,234	77	508,720
	C	4	19,317	67	414,635	71	433,952
		71	426,803	77	515,869	148	942,672
GRAND MANAN	B	537	14,894	7	200	544	15,094
	C			525	14,541	525	14,541
		537	14,894	532	14,741	1,069	29,635
NEWCASTLE	B	60	209,752	14	98,725	74	308,477
	C			60	202,178	60	202,178
		60	209,752	74	300,903	134	510,655
SAINT JOHN	B	431	2,162,808	132	2,507,584	563	4,670,392
	C	237	3,483,003	423	2,540,872	660	6,023,875
		668	5,645,811	555	5,048,456	1,223	10,694,267
ST. ANDREWS	B	3	458	20	5,933	23	6,391
	C	94	7,745	68	3,058	162	10,803
		97	8,203	88	8,991	185	17,194
ST. STEPHEN	B						
	C	7	280	7	280	14	560
		7	280	7	280	14	560
N.B.-NES/NDA	B	299	8,161	84	8,726	383	16,887
	C	4	116	234	6,519	238	6,635
		303	8,277	318	15,245	621	23,522
TOTAL - PROVINCE	B	1,441	2,903,283	313	2,972,475	1,754	5,875,758
	C	383	3,739,803	1,425	3,280,358	1,808	7,020,161
		1,824 **	6,643,086 **	1,738 **	6,252,833 **	3,562 **	12,895,919 **
QUEBEC / QUEBEC							
BAIE COMEAU	B	98	810,818	37	257,200	135	1,068,018
	C	109	762,440	150	1,015,638	259	1,778,078
		207	1,573,258	187	1,272,838	394	2,846,096
CAP CHAT	B	3	9,362			3	9,362
	C			4	9,842	4	9,842
		3	9,362	4	9,842	7	19,204
CARLETON	B	6	19,740			6	19,740
	C			6	19,740	6	19,740
		6	19,740	6	19,740	12	39,480
CHANDLER	B	12	29,787			12	29,787
	C	1	1,651	13	31,438	14	33,089
		13	31,438	13	31,438	26	62,876
CHICOUTIMI	B			8	60,402	8	60,402
	C						
				8	60,402	8	60,402
FORESTVILLE	B			2	3,280	2	3,280
	C						
				2	3,280	2	3,280
GASPE	B	24	43,732	7	45,020	31	88,752
	C	2	3,348	20	36,104	22	39,452
		26	47,080	27	81,124	53	128,204
GRANDE VALLEE	B	1	1,785			1	1,785
	C						
		1	1,785			1	1,785
GRINDSTONE	B	2	1,113	2	3,280	4	4,393
	C	1	3,908	3	1,344	4	5,252
		3	5,021	5	4,624	8	9,645
HAVRE ST. PIERRE	B	38	363,247			38	363,247
	C			34	305,431	34	305,431
		38	363,247	34	305,431	72	668,678
MATANE	B			2	14,183	2	14,183
	C	1	206			1	206
		1	206	2	14,183	3	14,389
MONTREAL	B	1,015	5,717,930	1,003	5,925,302	2,018	11,643,232
	C	707	4,056,931	784	4,208,274	1,491	8,265,205
		1,722	9,774,861	1,787	10,133,576	3,509	19,908,437

(*) - BALLAST, C - CARGO / CARGAISON.

TABLE 8. VESSEL ARRIVALS AND DEPARTURES IN INTERNATIONAL SEABORNE SHIPPING, BY PORT.

TABLEAU 8. MOUVEMENTS INTERNATIONAUX (ARRIVEES ET DEPARTS) DES NAVIRES, PAR PORT.

PROVINCE - PORT	(*)	ARRIVED / ARRIVE		DEPARTED / PARTI		TOTAL / TOTAL	
		NUMBER NOMBRE	NET TONNAGE TONNAGE NET	NUMBER NOMBRE	NET TONNAGE TONNAGE NET	NUMBER NOMBRE	NET TONNAGE TONNAGE NET
CONTRECOEUR	B	32	228,608	74	737,581	106	966,189
	C	80	821,500	62	456,168	142	1,277,668
		112	1,050,108	136	1,193,749	248	2,243,857
LANDRAIE	B	1	10,394	1	10,394	2	20,788
	C	1	10,394	1	10,394	2	20,788
NEW RICHMOND	B	3	6,942	4	28,233	7	35,175
	C	1	7,301	3	6,942	4	14,243
		4	14,243	7	35,175	11	49,418
PASPEBIAC	B	4	9,101	2	3,280	6	12,381
	C	4	9,101	4	9,101	4	9,101
		4	9,101	6	12,381	10	21,482
POINT AU PIC	B	1	816	1	235	2	1,051
	C	1	816	1	816	1	816
		1	816	2	1,051	3	1,867
PORT ALFRED	B	107	435,214	132	1,299,778	239	1,734,992
	C	156	1,452,664	125	501,188	281	1,953,852
		263	1,887,878	257	1,800,966	520	3,688,844
PORT CARTIER	B	268	4,863,123	15	152,810	283	5,015,933
	C	78	696,005	338	5,662,697	416	6,358,702
		346	5,559,128	353	5,815,507	699	11,374,635
QUEBEC	B	254	2,004,471	215	1,847,171	469	3,851,642
	C	241	2,254,688	298	2,505,222	539	4,759,910
		495	4,259,159	513	4,352,393	1,008	8,611,552
RIMOUSKI	B	3	6,181	6	34,817	9	40,998
	C	3	6,181	3	6,700	3	6,700
		3	6,181	9	41,517	12	47,698
RIVIERE DU LOUP	B			1	13,977	1	13,977
	C			1	13,977	1	13,977
STE. ANNE DES MONTS	B			1	1,432	1	1,432
	C			1	1,432	1	1,432
SEPT ILES	B	302	6,348,909	64	600,678	366	6,949,587
	C	38	332,604	560	9,084,487	598	9,417,091
		340	6,681,513	624	9,685,165	964	16,366,678
POINTE NOIRE	B	40	448,455	1	12,243	41	460,698
	C	40	448,455	90	991,116	90	991,116
		40	448,455	91	1,003,359	131	1,451,814
SOREL	B	147	1,114,938	44	282,319	191	1,397,257
	C	27	289,714	155	1,059,548	182	1,349,262
		174	1,404,652	199	1,341,867	373	2,746,519
TROIS RIVIERES	B	128	977,133	55	443,694	183	1,420,827
	C	53	384,503	131	940,889	184	1,325,392
		181	1,361,636	186	1,384,583	367	2,746,219
VALLEYFIELD	B	14	27,500	18	48,639	32	76,139
	C	17	59,029	9	19,827	26	78,856
		31	86,529	27	68,466	58	154,995
QUEBEC-NORTH/NORD	B	6	99,611	10	72,706	16	172,317
	C	1	7,906	6	99,611	7	107,517
		7	107,517	16	172,317	23	279,834
QUEBEC-NES/NDA	B	11	39,405	12	26,348	23	65,753
	C	4	9,583	3	18,342	7	27,925
		15	48,988	15	44,690	30	93,678
TOTAL - PROVINCE	B	2,520	23,618,315	1,717	11,925,002	4,237	35,543,317
	C	1,517	11,143,981	2,802	26,990,465	4,319	38,134,446
		4,037 **	34,762,296 **	4,519 **	38,915,467 **	8,556 **	73,677,763 **
ONTARIO / ONTARIO							
AMHERSTBURG	B	2	2,089	4	1,359	6	3,448
	C	2	2,089	4	1,359	6	3,448
BADOLEY ISLAND	B	2	22,470			2	22,470
	C			4	40,666	4	40,666
		2	22,470	4	40,666	6	63,136

B = BALLETS, C = CABIS / CARGAISONS.

TABLE 8. VESSEL ARRIVALS AND DEPARTURES IN INTERNATIONAL SEABORNE SHIPPING, BY PORT.

TABLEAU 8. MOUVEMENTS INTERNATIONAUX (ARRIVEES ET DEPARTS) DES NAVIRES, PAR PORT.

PROVINCE - PORT	(*)	ARRIVED / ARRIVE		DEPARTED / PARTI		TOTAL / TOTAL	
		NUMBER NOMBRE	NET TONNAGE TONNAGE NET	NUMBER NOMBRE	NET TONNAGE TONNAGE NET	NUMBER NOMBRE	NET TONNAGE TONNAGE NET
BELLEVILLE	B	3	660	4	6,856	7	7,516
	C	2	6,550	1	354	3	6,904
		5	7,210	5	7,210	10	14,420
BRITT	B			4	6,738	4	6,738
	C			4	6,738	4	6,738
BYNG INLET	B			1	1,639	1	1,639
	C			1	1,639	1	1,639
CARDINAL	B			12	31,698	12	31,698
	C	34	78,131			34	78,131
		34	78,131	12	31,698	46	109,829
CLARKSON	B	61	410,657	5	25,387	66	436,044
	C	1	4,765	32	143,120	33	147,885
		62	415,422	37	168,507	99	583,929
COLLINGWOOD	B	1	1,719	6	21,011	7	22,730
	C	7	23,717			7	23,717
		8	25,436	6	21,011	14	46,447
CORNWALL	B	11	37,933	6	9,810	17	47,743
	C	3	4,890	11	37,933	14	42,823
		14	42,823	17	47,743	31	90,566
COURTRIGHT	B			6	79,369	6	79,369
	C	6	79,369			6	79,369
		6	79,369	6	79,369	12	158,738
DEPOT HARBOUR	B	22	178,545	1	4,739	23	183,284
	C			42	354,534	42	354,534
		22	178,545	43	359,273	65	537,818
ERIEAU	B			1	39	1	39
	C			1	39	1	39
GODERICH	B	28	206,170	18	79,162	46	285,332
	C	13	44,917	21	221,832	34	266,749
		41	251,087	39	300,994	80	552,081
HAMILTON	B	82	389,366	342	3,960,772	424	4,350,138
	C	310	3,199,231	59	239,046	369	3,438,277
		392	3,588,597	401	4,199,818	793	7,788,415
KILLARNEY	B						
	C			1	7,396	1	7,396
KINGSTON	B	3	6,699	10	45,067	13	51,766
	C	4	30,569			4	30,569
		7	37,268	10	45,067	17	82,335
KINGSVILLE	B			7	52,072	7	52,072
	C	11	92,756			11	92,756
		11	92,756	7	52,072	18	144,828
LITTLE CURRENT	B	79	239,379	32	20,974	111	260,353
	C	5	31,932	75	453,060	80	484,992
		84	271,311	107	474,034	191	745,345
MARATHON	B	26	36,199	2	22,520	28	58,719
	C	12	81,123	36	49,689	48	130,812
		38	117,322	38	72,209	76	189,531
MICHIPICOTEN HARBOUR	B	1	7,473	15	177,715	16	185,188
	C	28	313,927	1	11,087	29	325,014
		29	321,400	16	188,802	45	510,202
MIDLAND	B	1	7,267	15	132,562	16	139,829
	C	6	17,627			6	17,627
		7	24,894	15	132,562	22	157,456
OAKVILLE	B	24	110,215	6	15,859	30	126,074
	C	3	15,662	15	43,254	18	58,916
		27	125,877	21	59,113	48	184,990
OSHAWA	B			6	31,818	6	31,818
	C	26	120,001			26	120,001
		26	120,001	6	31,818	32	151,819

B = BALLAST, C = CARGO / CARGAISON.

TABLE 8. VESSEL ARRIVALS AND DEPARTURES IN INTERNATIONAL SEABORNE SHIPPING, BY PORT.

TABLÉAU 8. MOUVEMENTS INTERNATIONAUX (ARRIVÉES ET DÉPARTS) DES NAVIRES, PAR PORT.

PROVINCE - PORT	(*)	ARRIVED / ARRIVE		DEPARTED / PARTI		TOTAL / TOTAL	
		NUMBER NOMBRE	NET TONNAGE TONNAGE NET	NUMBER NOMBRE	NET TONNAGE TONNAGE NET	NUMBER NOMBRE	NET TONNAGE TONNAGE NET
DWEN SOUND	B	3	16,035	4	20,957	7	36,992
	C	5	25,029			5	25,029
	B	8	41,064	4	20,957	12	62,021
PARRY SOUND	B	3	17,307	3	12,404	6	29,711
	C	5	18,642	3	17,307	8	35,949
	B	8	35,949	6	29,711	14	65,660
PICTON	B	242	305,978			242	305,978
	C	6	52,308	243	317,111	249	369,419
		248	358,286	243	317,111	491	675,397
PORT COLBORNE	B	105	486,322	61	376,009	166	862,331
	C	15	113,562	141	706,943	156	820,505
		120	599,884	202	1,082,952	322	1,682,836
PORT CREDIT	B	23	62,728			23	62,728
	C			4	13,056	4	13,056
		23	62,728	4	13,056	27	75,784
PORT MCNICOLL	B	3	31,289	2	22,881	5	54,170
	C						
		3	31,289	2	22,881	5	54,170
PORT STANLEY	B	4	2,089	10	28,142	14	30,231
	C	7	30,316	3	6,612	10	36,928
		11	32,405	13	34,754	24	67,159
PRESCOTT	B	10	46,545	16	96,199	26	142,744
	C	3	24,182			3	24,182
		13	70,727	16	96,199	29	166,926
RED ROCK	B			1	3,524	1	3,524
	C			2	7,068	2	7,068
				3	10,592	3	10,592
ST. CATHARINES	B	10	39,674	23	139,098	33	178,772
	C	9	70,165	2	3,546	11	73,711
		19	109,839	25	142,644	44	252,483
SARNIA	B	616	794,249	418	1,729,584	1,034	2,523,833
	C	164	1,980,549	302	536,136	466	2,516,685
		780	2,774,798	720	2,265,720	1,500	5,040,518
SAULT STE. MARIE	B	45	64,998	189	1,551,733	234	1,616,731
	C	195	1,943,507	54	130,699	249	2,074,206
		240	2,008,505	243	1,682,432	483	3,690,937
SERPENT RIVER	B			7	64,868	7	64,868
	C	11	105,478			11	105,478
		11	105,478	7	64,868	18	170,346
SOMBRA	B			5	53,371	5	53,371
	C	13	142,332			13	142,332
		13	142,332	5	53,371	18	195,703
THOROLD	B	6	26,672	3	13,974	9	40,646
	C	8	45,846	4	9,738	12	55,584
		14	72,518	7	23,712	21	96,230
THUNDER BAY	B	557	4,709,389	26	123,936	583	4,833,325
	C	38	224,205	350	2,167,728	388	2,391,933
		595	4,933,594	376	2,291,664	971	7,225,258
TORONTO	B	70	216,332	198	971,237	268	1,187,569
	C	244	1,149,953	101	357,673	345	1,507,626
		314	1,366,285	299	1,328,910	613	2,695,195
LAKEVIEW	B			65	946,864	65	946,864
	C	67	975,055			67	975,055
		67	975,055	65	946,864	132	1,921,919
WALLACEBURG	B	5	8,362	1	3,796	6	12,158
	C	1	3,796			1	3,796
		6	12,158	1	3,796	7	15,954
WELLAND	B			1	289	1	289
	C						
				1	289	1	289
WHITBY	B	1	351	1	351	2	702
	C						
		1	351	1	351	2	702

B - BALLAST, C - CARGO / CARGAISON.

TABLE 8. VESSEL ARRIVALS AND DEPARTURES IN INTERNATIONAL SEABORNE SHIPPING, BY PORT.

TABLEAU 8. MOUVEMENTS INTERNATIONAUX (ARRIVEES ET DEPARTS) DES NAVIRES, PAR PORT.

PROVINCE - PORT	(*)	ARRIVED / ARRIVE		DEPARTED / PARTI		TOTAL / TOTAL	
		NUMBER NOMBRE	NET TONNAGE TONNAGE NET	NUMBER NOMBRE	NET TONNAGE TONNAGE NET	NUMBER NOMBRE	NET TONNAGE TONNAGE NET
WINDSOR	B	761	634,320	611	616,954	1,372	1,251,274
	C	233	900,679	329	583,191	562	1,483,870
		994	1,534,999	940	1,200,145	1,934	2,735,144
ONTARIO-NES/NDA	B	16	53,408	116	741,186	132	794,594
	C	113	709,868	13	35,191	126	745,059
		129	763,276	129	776,377	258	1,539,653
TOTAL - PROVINCE	B	2,826	9,172,889	2,264	12,244,523	5,090	21,417,412
	C	1,608	12,660,639	1,849	6,493,970	3,457	19,154,609
		4,434 **	21,833,528 **	4,113 **	18,738,493 **	8,547 **	40,572,021 **
MANITOBA / MANITOBA							
CHURCHILL	B	23	252,618	1	7,906	24	260,524
	C	2	17,004	24	261,588	26	278,592
		25	269,622	25	269,494	50	539,116
TOTAL - PROVINCE	B	23	252,618	1	7,906	24	260,524
	C	2	17,004	24	261,588	26	278,592
		25 **	269,622 **	25 **	269,494 **	50 **	539,116 **
BRITISH COLUMBIA / COLOMBIE-BRITANNIQUE							
SAMBERTON	B	1	42	2	1,345	3	1,387
	C	1	1,298	1	922	2	2,220
		2	1,340	3	2,267	5	3,607
BEECHER BAY	B	1	7			1	7
	C	1	7			1	7
BLUBBER BAY	B	15	25,504	24	14,260	39	39,764
	C			33	92,912	33	92,912
		15	25,504	57	107,172	72	132,676
BRITANNIA BEACH	B	19	54,617	14	2,800	33	57,417
	C			23	69,552	23	69,552
		19	54,617	37	72,352	56	126,969
CAMPBELL RIVER	B	101	397,756	42	13,071	143	410,827
	C	59	234,586	143	651,208	202	885,734
		160	632,342	185	664,279	345	1,296,561
CHEMAINUS	B	63	657,819	43	224,056	106	881,875
	C	26	8,867	41	448,554	67	457,421
		89	666,686	84	672,610	173	1,339,296
COURTENAY	B	3	2,038	6	4,314	9	6,352
	C	3	2,276			3	2,276
		6	4,314	6	4,314	12	8,628
COWICHAN BAY	B	7	55,916	3	14,974	10	70,890
	C	1	1,208	5	44,334	6	45,542
		8	57,124	8	59,308	16	116,432
CROFTON	B	292	1,792,965	72	34,797	364	1,827,762
	C	28	50,111	243	1,807,630	271	1,857,741
		320	1,843,076	315	1,842,427	635	3,685,503
ESQUIMALT	B			1	5,875	1	5,875
	C			1	5,875	1	5,875
GOLD RIVER	B	42	361,408	5	20,715	47	382,123
	C	2	18,210	40	348,221	42	366,431
		44	379,618	45	368,936	89	748,554
KITIMAT	B	48	440,127	31	251,102	79	691,229
	C	40	310,605	54	485,209	94	795,814
		88	750,732	85	736,311	173	1,487,043
LADYSMITH	B	9	21,588	5	2,060	14	23,648
	C	1	57	7	22,081	8	22,138
		10	21,645	12	24,141	22	45,786
MARBLE BAY	B	2	5,725	3	170	5	5,895
	C			9	26,008	9	26,008
		2	5,725	12	26,178	14	31,903
NANAIMO	B	247	1,685,051	84	192,974	331	1,878,025
	C	42	73,812	199	1,594,937	241	1,668,749
		289	1,758,863	283	1,787,911	572	3,546,774

B - BULK, C - CARGO / CARGAISON.

TABLE 8. VESSEL ARRIVALS AND DEPARTURES IN INTERNATIONAL SEABORNE SHIPPING, BY PORT.

TABLÉAU 8. MOUVEMENTS INTERNATIONAUX (ARRIVÉES ET DÉPARTS) DES NAVIRES, PAR PORT.

PROVINCE - PORT	(*)	ARRIVED / ARRIVE		DEPARTED / PARTI		TOTAL / TOTAL	
		NUMBER NOMBRE	NET TONNAGE TONNAGE NET	NUMBER NOMBRE	NET TONNAGE TONNAGE NET	NUMBER NOMBRE	NET TONNAGE TONNAGE NET
NEW WESTMINSTER	B	199	1,028,859	208	1,162,968	407	2,191,827
	C	233	1,467,476	191	1,336,491	424	2,803,967
		432	2,496,335	399	2,499,459	831	4,995,794
OCEAN FALLS	B	4	8,532			4	8,532
	C			2	6,224	2	6,224
		4	8,532	2	6,224	6	14,756
PORT ALBERNI	B	183	1,324,240	33	13,246	216	1,337,486
	C	17	139,199	180	1,489,145	197	1,628,344
		200	1,463,439	213	1,502,391	413	2,965,830
PORT MELLON	B	34	78,879	24	11,897	58	90,776
	C			16	72,466	16	72,466
		34	78,879	40	84,363	74	163,242
PORT RENFREW	B			1	1,955	1	1,955
	C						
				1	1,955	1	1,955
POWELL RIVER	B	204	468,355	80	45,531	284	513,886
	C	18	81,675	148	475,666	166	557,341
		222	550,030	228	521,197	450	1,071,227
PRINCE RUPERT	B	154	793,239	55	34,129	209	827,368
	C	1	2,129	112	779,847	113	781,976
		155	795,368	167	813,976	322	1,609,344
RUPERT INLET	B	9	99,642			9	99,642
	C			8	99,599	8	99,599
		9	99,642	8	99,599	17	199,241
QUATSINO	B	21	141,480	10	34,734	31	176,214
	C	7	33,548	20	141,390	27	174,938
		28	175,028	30	176,124	58	351,152
ROBERTS BANK	B	153	3,573,897			153	3,573,897
	C			153	3,576,808	153	3,576,808
		153	3,573,897	153	3,576,808	306	7,150,705
SOOKE	B	118	66,746	27	1,729	145	68,475
	C			214	157,251	214	157,251
		118	66,746	241	158,980	359	225,726
SQUAMISH	B	34	92,355	19	16,831	53	109,186
	C	7	25,869	16	89,032	23	114,901
		41	118,224	35	105,863	76	224,087
TASU	B	29	366,696			29	366,696
	C			28	347,678	28	347,678
		29	366,696	28	347,678	57	714,374
TAHSIS	B	37	299,998	1	12	38	300,010
	C			39	304,126	39	304,126
		37	299,998	40	304,138	77	604,136
TEAKERNE ARM	B	2	15,564			2	15,564
	C			2	15,564	2	15,564
		2	15,564	2	15,564	4	31,128
TEXADA	B	6	109,204			6	109,204
	C			6	109,204	6	109,204
		6	109,204	6	109,204	12	218,408
UCLUELET	B	1	30			1	30
	C						
		1	30			1	30
VANANDA	B	18	21,290	21	11,639	39	32,929
	C			50	91,228	50	91,228
		18	21,290	71	102,867	89	124,157
VANCOUVER	B	2,704	8,148,241	1,716	2,361,624	4,420	10,509,865
	C	1,063	5,466,104	1,900	11,335,047	2,963	16,801,151
		3,767	13,614,345	3,616	13,696,671	7,383	27,311,016
VICTORIA	B	902	2,241,086	824	1,616,860	1,726	3,857,946
	C	170	247,313	167	826,121	337	1,073,434
		1,072	2,488,399	991	2,442,981	2,063	4,931,380
WATSON ISLAND	B	2	9,130	1	3,254	3	12,384
	C	1	3,254	1	9,114	2	12,368
		3	12,384	2	12,368	5	24,752

B - BALLAST, C - CARGO / CARGAISON.

TABLE 8. VESSEL ARRIVALS AND DEPARTURES IN INTERNATIONAL SEABORNE SHIPPING, BY PORT.

TABLEAU 8. MOUVEMENTS INTERNATIONAUX (ARRIVEES ET DEPARTS) DES NAVIRES, PAR PORT.

PROVINCE - PORT	(*)	ARRIVED / ARRIVE		DEPARTED / PARTI		TOTAL / TOTAL	
		NUMBER NOMBRE	NET TONNAGE TONNAGE NET	NUMBER NOMBRE	NET TONNAGE TONNAGE NET	NUMBER NOMBRE	NET TONNAGE TONNAGE NET
STEWART	B	6	50,396	1	17	7	50,413
	C			5	50,379	5	50,379
		6	50,396	6	50,396	12	100,792
BC-NES/C-B.-NDA	B	46	77,703	61	22,114	107	99,817
	C			58	144,819	58	144,819
		46	77,703	119	166,933	165	244,636
TOTAL - PROVINCE	B	5,716	24,516,125	3,417	6,121,053	9,133	30,637,178
	C	1,720	8,167,597	4,114	27,048,767	5,834	35,216,364
		7,436 **	32,683,722 **	7,531 **	33,169,820 **	14,967 **	65,853,542 **
NDRTH-WEST TERR. / TERR. DU NORD-OUEST							
FROBISHER BAY	B			1	703	1	703
	C						
				1	703	1	703
NWT-NES/TND-NDA	B	1	1,388	12	44,390	13	45,778
	C	1	740			1	740
		2	2,128	12	44,390	14	46,518
TOTAL - PROVINCE	B	1	1,388	13	45,093	14	46,481
	C	1	740			1	740
		2 **	2,128 **	13 **	45,093 **	15 **	47,221 **
TOTAL - CANADA	B	14,959	67,827,235	9,508	42,308,130	24,467	110,135,365
	C	6,033	45,005,316	11,772	72,034,614	17,805	117,039,930
		20,992 **	112,832,551 **	21,280 **	114,342,744 **	42,272 **	227,175,295 **

B - BALLAST, C - CARGO / CARGAISON.

TABLE 9. CARGOES HANDLED AT GREAT LAKES PORTS, TO AND FROM FOREIGN COUNTRIES VIA ST. LAWRENCE RIVER.

TABLEAU 9. MARCHANDISES MANUTENTIONNEES DANS LES PORTS DES GRANDS LACS, POUR ET DE PAYS ETRANGERS VIA LE SAINT-LAURENT.

PORT AND COMMODITY	ARRIVED / ARRIVE			DEPARTED / PARTI			PORT ET MARCHANDISE
	NUMBER NOMBRE	NET TONNAGE TONNAGE NET	TONS UNLOADED TONNES DECHAR.	NUMBER NOMBRE	NET TONNAGE TONNAGE NET	TONS LOADED TONNES CHAR.	
BELLEVILLE							BELLEVILLE
ORGANIC CHEMICALS NES			1,200				PROD.CHIM.ORGAN.NDA
MACHINERY NES						1,034	MACHINES NDA
PORT TOTAL	1 *	3,275 *	1,200 *	1 *	354 *	1,034 *	TOTAL DU PORT
CARDINAL							CARDINAL
VEG.OILS,FATS NES			1,205				HUIL.MAT.GRAS.VEG.NDA
PORT TOTAL	2 *	11,941 *	1,205 *	*	*	*	TOTAL DU PORT
CLARKSON							CLARKSON
LUBRICATING OIL,GREASE			3,983				HUILE,GRAISSE LUBRIF.
PORT TOTAL	1 *	4,765 *	3,983 *	*	*	*	TOTAL DU PORT
CORNWALL							CORNWALL
PULP						3,882	PATE
PAPER NES						5,439	PAPIER NDA
METALLIC SALTS			4,412				SELS METALLIQUES
ORGANIC CHEMICALS NES			1,944				PROD.CHIM.ORGAN.NDA
SYNTHETIC RUBBER						35	CAOUTCHOUC SYNTHETIQUE
PLASTIC MATERIALS						222	MATIERES PLASTIQUES
STRUCTURAL SHAPES						13	PROFILES DE CONSTRUCT.
GLASS BASIC PRODUCTS						3,090	OUVR.DE BASE EN VERRE
CEMENT BASIC PROD.			495				OUVR.DE BASE CIMENT
MACHINERY NES						15	MACHINES NDA
MISC. END PRODUCTS NES						94	PRODUITS FINIS DIV.NDA
PORT TOTAL	3 *	4,890 *	6,851 *	11 *	37,933 *	12,790 *	TOTAL DU PORT
HAMILTON							HAMILTON
FRUIT,PRES.NOT CANNED			69				CONS. FRUITS NON BOITE
NUTS,EXC.OIL NUTS NES			2,412				NOIX,SAUF OLEAG.NDA
VEGETABLE PREP.NES						10	PREP. DE LEGUMES NOA
SUGAR, NES						20	SUCRE, NDA
MOLASSES, CRUDE			13,318				MELASSE, BRUTE
COCOA AND CHOCOLATE			5,000				CACAD ET CHOCOLAT
SPICES			31				EPICES
MISC.FOOD PREP.NES						7	DIV.PREP.ALIM.NDA
GROUND CEREALS NES						8	CEREALES MOULUES NOA
SOYA. DIL MEAL, CAKE						33,367	FARINE TOURT.GR.SOYA
WINES			628			3	VINS
DIST.ALCOHOLIC BEV.			67			10	BOISS.ALCOOL.OIST.
RUBBER,ALLIED GUMS,NAT			1,838				CAOUTCHOUC GOMMES NAT.
TEXTILE FIBRES NES			531				FIBRES TEXTILES NDA
ORES AND CONC.NES						20	MINERAIS ET CONC.NDA
IRON AND STEEL SCRAP						11,857	DECHETS DE FER, DACIER
NON-FERROUS MET.SCRAP						21	DECHETS METAL.NON FER.
FLUORSPAR			7,784				SPATH FLUOR
CRUDE NON-MET.MIN.NES						61	MIN.NON-MET.BRUTS NOA
COTTON,TEXTILE WASTE						41	DECHETS DE COTON,TEXT.
LUMBER AND TIMBER			222			430	BOIS DOEUVRE ET CHARP.
VENEER,PLYWOOD						24	PLACAGES,CONTRE-PLAQ.
BLDG.PAPER AND BOARD			123				PLAQ.CONSTR.,PAP/CART.
WET MACHINE BOARD						8	CARTON EN PATE PRESSE
CORDAGE,TWINE,ROPE			735				CORDAGE,FICELLE,CORDE
JUTE WOVEN FABRICS			1,023				TISSUS DE JUTE
TEXTILE FAB.MTL NES						3	OUVR.EN MAT.TEXT.NDA
SOYABEAN OIL						10,731	HUILE DE SOYA
OILS,FATS,WAXES NES						8	HUIL.MAT.GRAS.CIRE NDA
METALLIC SALTS						93	SELS METALLIQUES
INORGANIC CHEMS. NES						655	PROD.CHIM.INORG.NDA
ORGANIC CHEMICALS NES			127			106	PROD.CHIM.ORGAN.NDA
FERTILIZERS NES			54,250				ENGRAIS CHIMIQUE NDA
AGRICULTURAL CHEMICALS						85	PROD.CHIM.AGRICOLES
SYNTHETIC RUBBER						570	CAOUTCHOUC SYNTHETIQUE
PLASTIC MATERIALS						42	MATIERES PLASTIQUES
DYESTUFF,PIGMENT,PAINT						29	MAT.COLOR.PIG.PEINTURE
CHEM.SPECIALTIES NES						155	PROD.CHIM.SPECIALIAUX NOA
COKE			11,842			17,758	COKE
PETROL.COAL PROD.NES						46	DERIVE PETR.CHARB.NDA
PRIMARY IRON,STEEL NES			3,938			80	FER,ACIER PRIMAIR.NDA
CASTINGS,FORGINGS			1,410				MCUL.PIECES FORGEES
BAR AND RODS,STEEL			2,886			132	BARRES ET TIGES ACIER
PLATE & SHEET STEEL			32,506			54,724	TOLES,FEUILLES DACIER
STRUCTURAL SHAPES			23,724			586	PROFILES DE CONSTRUCT.
RAILS & TRACK MATERIAL			108			188	RAILS,MAT.VOIE FERREE
PIPES,TUBES:IRON,STEEL			419			27,240	TUYAUX,TUBES:FER,ACIER
WIRE			419				FIL METALLIQUE
ALUMINUM			61			1,106	ALUMINIUM
COPPER AND ALLOYS			31			4	CUIVRE ET ALLIAGES
NICKEL AND ALLOYS						135	NICKEL ET ALLIAGES
METAL FAB.BASIC PROD.			1,852			60	OUVR.OE BASE EN METAL
GLASS BASIC PRODUCTS			714			4	OUVR.DE BASE EN VERRE

TABLE 9. CARGOES HANDLED AT GREAT LAKES PORTS, TO AND FROM FOREIGN COUNTRIES VIA ST. LAWRENCE RIVER.

TABLEAU 9. MARCHANDISES MANUTENTIONNEES DANS LES PORTS DES GRANDS LACS, POUR ET DE PAYS ETRANGERS VIA LE SAINT-LAURENT.

PORT AND COMMODITY	ARRIVED / ARRIVE			DEPARTED / PARTI			PORT ET MARCHANDISE
	NUMBER NOMBRE	NET TONNAGE TONNAGE NET	TONS UNLOADED TONNES DECHAR.	NUMBER NOMBRE	NET TONNAGE TONNAGE NET	TONS LOADED TONNES CHAR.	
NDN-MET.MIN.BASIC PRDD			30				PROD.MIN.NON-MET.BASE
MISC.FABRICATED PROD.			118				CUVRAGES DIVERS
TRACTORS			174			38	TRACTEURS
MACHINERY NES			655			2,243	MACHINES NDA
RAILWAY ROLLING STOCK			897				MAT.ROUL.DE CH.DE FER
PASS.AUTOS AND CHASSIS			44				VOITURES PART.,CHASSIS
TRUCKS AND CHASSIS						275	CAMIONS ET CHASSIS
MOTOR VEHICLE ENGINES			1			429	MOTEURS DE VEH.AUTOM.
ROAD MOTOR VEH. NES			5			290	VEH.AUTOM.ROUTIERS NDA
SHIPS,AIRCRAFT,MIS.VEH			65			39	NAVIRES,AVIONS,VEH.DIV
RUBBER TIRES AND TUBES						57	PNEUS, CHAMBRES A AIR
EQUIPMENT MISC.			279			263	MATERIEL DIVERS
PERSONAL,HSEHOLD GOODS			112			78	ART.PERS.ET MENAGERS
CONTAINERS,CLOSURES			48			215	CONTENEURS,FERMETURES
MISC. END PRODUCTS NES			8			22	PRODUITS FINIS DIV.NDA
GENERAL CARGO			21			1,304	MARCHANDISES DIVERSES
PORT TOTAL	46 *	247,052 *	170,525 *	50 *	201,340 *	165,680 *	TOTAL DU PORT
KINGSTON							KINGSTON
FUEL OIL			18,364				MAZOUT
PORT TOTAL	1 *	18,769 *	18,364 *	*	*	*	TOTAL DU PORT
MARATHON							MARATHON
PULP						9,101	PATE
PORT TOTAL	*	*	*	2 *	7,835 *	9,101 *	TOTAL DU PORT
FUEL OIL			16,082				MAZOUT
PORT TOTAL	2 *	14,400 *	16,082 *	*	*	*	TOTAL DU PORT
OSHAWA							OSHAWA
RAW SUGAR			18,960				SUCRE BRUT
PORT TOTAL	2 *	12,570 *	18,960 *	*	*	*	TOTAL DU PORT
COKE			16,162				COKE
PORT TOTAL	2 *	11,383 *	16,162 *	*	*	*	TOTAL DU PORT
PORT STANLEY							PORT STANLEY
TRUCKS AND CHASSIS						702	CAMIONS ET CHASSIS
PORT TOTAL	*	*	*	1 *	338 *	702 *	TOTAL DU PORT
ST. CATHARINES							ST. CATHARINES
ORES AND CONC.NES			14,963				MINERAIS ET CONC.NDA
METALLIC SALTS						11	SELS METALLIQUES
INORGANIC CHEMS. NES			3				PROD.CHIM.INORG.NDA
NICKEL AND ALLOYS			1,424				NICKEL ET ALLIAGES
NDN-FERROUS METALS NES			58				METEAUX NON-FERREUX NDA
MACHINERY NES						13	MACHINES NDA
TRUCKS AND CHASSIS						219	CAMIONS ET CHASSIS
MOTOR VEHICLE ENGINES						2	MOTEURS DE VEH.AUTOM.
PORT TOTAL	2 *	11,329 *	16,448 *	2 *	3,546 *	245 *	TOTAL DU PORT
SARNIA							SARNIA
SOYA BEANS						4,480	GRAINE DE SOYA
ORGANIC CHEMICALS NES			14,208			18,564	PRDD.CHIM.ORGAN.NDA
AGRICULTURAL CHEMICALS						650	PROD.CHIM.AGRICOL
SYNTHETIC RUBBER						9,745	CAOUTCHOUC SYNTHETIQUE
CHEM.SPECIALTIES NES						739	PRDD.CHIM.SPECIAUX NDA
PORT TOTAL	2 *	10,340 *	14,208 *	10 *	28,344 *	34,178 *	TOTAL DU PORT
SAULT STE. MARIE							SAULT STE. MARIE
PRIMARY IRON,STEEL NES						13,700	FER,ACIER PRIMAIR.NDA
PLATE & SHEET STEEL			19,931				TOLES,FEUILLES DACIER
PORT TOTAL	3 *	9,973 *	19,931 *	2 *	5,410 *	13,700 *	TOTAL DU PORT
THOROLD							THOROLD
PULPWOOD						610	BOIS A PATE
ORES AND CONC.NES						11,416	MINERAIS ET CONC.NDA
CRUDE NON-MET.MIN.NES						3,360	MIN.NON-MET.BRUTS NDA
PULP						610	PATE
COKE			13,720				COKE
CDPPER AND ALLOYS			67				CUIVRE ET ALLIAGES
NICKEL AND ALLOYS			1,353				NICKEL ET ALLIAGES
PORT TOTAL	3 *	12,211 *	15,140 *	4 *	9,738 *	15,996 *	TOTAL DU PORT
THUNDER BAY							THUNDER BAY
BARLEY						58,834	ORGE
DATS						21,051	AVOINE
RYE						30,670	SEIGLE
WHEAT						631,488	BLE
MALT AND MALT FLDUR						3,584	MALT ET FARINE DE MALT
HULLS, SCREENINGS, CHAFF						15,901	ECCLURES, CRIBLURES, CHAFF
CONC., COMPLETE FEEDS						151,162	CONC., PROV. COMPLETES
FLAXSEED						178,074	GRAINE DE LIN
MUSTARD SEED						28,909	GRAINE DE MOUTARDE
RAPESEED						56,966	GRAINE DE COLZA
OIL SEEDS,NUTS NES						14,533	GRAINES,NOIX OLEAG.NDA
SULPHUR IN ORES						84,570	SOUFRE EN MINERAL

TABLE 9. CARGOES HANDLED AT GREAT LAKES PORTS, TO AND FROM FOREIGN COUNTRIES VIA ST. LAWRENCE RIVER.

TABLEAU 9. MARCHANDISES MANUTENTIONNEES DANS LES PORTS DES GRANDS LACS, POUR ET DE PAYS ETRANGERS VIA LE SAINT-LAURENT.

PORT AND COMMODITY	ARRIVED / ARRIVE			DEPARTED / PARTI			PORT ET MARCHANDISE
	NUMBER NOMBRE	NET TONNAGE TONNAGE NET	TONS UNLOADED TONNES DECHAR.	NUMBER NOMBRE	NET TONNAGE TONNAGE NET	TONS LOADED TONNES CHAR.	
LUMBER AND TIMBER						12,985	BOIS D'OEUVRE ET CHARP.
MACHINERY NES			1,696				MACHINES NDA
ROAD MOTOR VEH. NES						1,423	VEH. AUTOM. ROUTIERS NDA
EQUIPMENT MISC.			4				MATERIEL DIVERS
PORT TOTAL	2 *	5,602 *	1,700 *	101 *	763,784 *	1,290,150 *	TOTAL DU PORT
TORONTO							
LIVE ANIMALS, NES			2			5	ANIMAUX VIVANTS, NDA
MEAT, FRESH OR FROZEN						17	VIANDE, FRAICHE / CONG.
MEAT AND MEAT PREP. NES			356			23	VIANDES ET PREP. NDA
FISH, FRESH OR FROZEN			78				POISSON, FRAIS OU CONG.
SHELL FISH, NES			1				MOLLUSQUES CRUST., NDA
CHEESE			358				FROMAGE
WHEAT FLOUR						5	FARINE DE BLE
BAKERY PROD. INC. FROZEN			16				PROD. BOUL., PROD. CONG.
MACARONI, CEREAL PROD.			47				PATES ALIM. PROD. CEREAL
BANANAS AND PLANTAINS			296				BANANES ET PLANTAINS
FRESH FRUITS, BERRIES			297				FRUITS, BAIES FRAIS
DRIED FRUITS			12				FRUITS SECS
FRUIT JUICES			286				JUS DE FRUIT
FRUIT PULP, PUREE			28				PULPE DE FRUIT, PUREE
FRUIT, PRES. NOT CANNED			747				CONS. FRUITS NON BOITE
FRUITS, PREP. CANNED			546			18	FRUITS PREP. EN BOITE
PEANUTS			8				CACAHUETES
NUTS, EXC. OIL NUTS NES			2,743				NOIX, SAUF OLEAG. NDA
VEGETABLES, FRESH			74				LEGUMES, FRAIS
VEGETABLE PREP. NES			1,008				PREP. DE LEGUMES NDA
RAW SUGAR			90,899				SUCRE BRUT
MOLASSES, CRUDE			34,506				MELASSE, BRUTE
SUGAR PREPARATIONS			129				PREP. A BASE DE SUCRE
COCOA AND CHOCOLATE			223				CACAO ET CHOCOLAT
COFFEE			483				CAFE
TEA			1,133				THE
SPICES			647				EPICES
MISC. FOOD PREP. NES			5,479			27	DIV. PREP. ALIM. NDA
GROUND CEREALS NES			5				CEREALES MOULUES NDA
SOYA. OIL MEAL, CAKE						57,984	FARINE TOUR. GR. SOYA
OIL SEED MEAL, CAKE NES						644	FAR. TOURT. OLEAG. NDA
NON-ALCOHOLIC BEVERAGE			46			37	BOISSONS NON-ALCOOLIQ.
ALE, BEER, STOUT, PORTER			2,529				ALE, BIERE, STOUT, PORTER
WINES			5,528				VINS
DIST. ALCOHOLIC BEV.			10,544			3	BOISS. ALCOOL. DIST.
RAW HIDES AND SKINS						402	PEAUX ET CUIRS BRUT
CRUDE ANIMAL PROD. NES						2,104	PR. BRUTS ORIG. ANIM. NDA
SEEDS FOR SOWING NES			77				GRAINES DE SEMENCE NDA
OIL SEEDS, NUTS NES			124				GRAINES, NOIX OLEAG. NDA
NURSERY, GREENHOUSE STOCK			6				PROD. PEPINIERE, SERRE
RUBBER, ALLIED GUMS, NAT			7,282				CAOUTCHOUC GOMMES NAT.
CRUDE VEG. PROD. NES			97			12	PR. BRUTS ORIG. VEG. NDA
CRUDE WOOD MTL. NES			252			78	MATIERES BOIS BRUT NDA
WOOL AND ANIMAL HAIR			294				LAINES, POILS DANIMAL
TEXTILE FIBRES NES			207			70	FIBRES TEXTILES NDA
ORES AND CONC. NES			23				MINERAIS ET CONC. NDA
NON-FERROUS MET. SCRAP						664	DECHETS METAL. NON FER.
SLAG, DROSS, BY-PRODUCTS						862	POUS. GUEUL. SCOR. PROD.
CRUDE PETROLEUM			13,174				PETROLE BRUT
ASBESTOS			1,203				AMIANTE
STONE, CRUDE NES			191				PIERRE BRUTE NDA
CRUDE NON-MET. MIN. NES			479				MIN. NON-MET. BRUTS NDA
COTTON, TEXTILE WASTE			357			144	DECHETS DE COTON, TEXT.
WASTE AND SCRAP NES			103			89	DECHETS ET REBUTS NDA
LEATHER			10			2	CUIR
RUBBER FAB. MATERIALS			58				DEMI-PROD. CAOUTCHOUC
LUMBER AND TIMBER			6,111			1,900	BOIS D'OEUVRE ET CHARP.
FLOORING			70				LAMES POUR PARQUET
SAWMILL PRODUCTS NES						158	SCIAGES NDA
VENEER, PLYWOOD			9,667			16	PLACAGES, CONTRE-PLAQ.
WOOD FAB. MATERIALS			706			4,800	DEMI-PRODUITS EN BOIS
PULP			33				PATE
PAPER NES			12			125	PAPIER NDA
PAPERBOARD			354			99	CARTON
BLOG. PAPER AND BOARD			1,862				PLAQ. CONSTR., PAP/CART.
NET MACHINE BOARD			10			15	CARTON EN PATE PRESSE
CORDAGE, TWINE, ROPE			6,056				CORDAGE, FICELLE, CORDE
JUTE WOVEN FABRICS			736				TISSUS DE JUTE
TEXTILE FAB. MTL NES			1,475			494	OUVR. EN MAT. TEXT. NDA
ANIMAL OILS, EXC. MARINE						13,321	HUIL. ANIM. SAUF AN. MAR.
SOYABEAN OIL						11,000	HUIL. DE SOYA
VEG. OILS, FATS NES			26,909				HUIL. MAT. GRAS. VEG. NDA
OILS, FATS, WAXES NES			2,345			848	HUIL. MAT. GRAS. CIRE NDA
METALLIC SALTS			597			44	SELS METALLIQUES
INORGANIC CHEMS. NES			234			124	PROD. CHIM. INORG. NDA

TABLE 9. CARGOES HANDLED AT GREAT LAKES PORTS, TO AND FROM FOREIGN COUNTRIES VIA ST. LAWRENCE RIVER.

TABLEAU 9. MARCHANDISES MANUTENTIONNEES DANS LES PORTS DES GRANDS LACS, POUR ET DE PAYS ETRANGERS VIA LE SAINT-LAURENT.

PORT AND COMMODITY	ARRIVED / ARRIVE			DEPARTED / PARTI			PORT ET MARCHANDISE
	NUMBER NOMBRE	NET TONNAGE TONNAGE NET	TONS UNLOADED TONNES DECHAR.	NUMBER NOMBRE	NET TONNAGE TONNAGE NET	TONS LOADED TONNES CHAR.	
ORGANIC CHEMICALS NES			2,016			573	PROD.CHIM.ORGAN.NDA
AGRICULTURAL CHEMICALS			289			89	PROD.CHIM.AGRICOLES
SYNTHETIC RUBBER						1,002	CAOUTCHOUC SYNTHETIQUE
PLASTIC MATERIALS			507			435	MATIERES PLASTIQUES
DYESTUFF,PIGMENT,PAINT			3			21	MAT.COLOR.PIG.PEINTURE
CHEM.SPECIALTIES NES			775			2,402	PROD.CHIM.SPECIALIAUX NDA
FUEL OIL			26,203				MAZOUT
LUBRICATING OIL,GREASE			16,369			370	HUILE,GRAISSE LUBRIF.
ASPHALTS,ROAD OILS						3	ASPHALTE,BITUME LIQD.
PETROL.COAL PROD.NES			9			4,446	DERIVE PETR.CHARB.NDA
FERRO-ALLOYS			846				FERRO-ALLIAGES
PRIMARY IRON,STEEL NES			5,668			26	FER,ACIER PRIMAIR.NDA
CASTINGS,FORGINGS			50			279	MOL.PIECES FORGEES
BAR AND RODS,STEEL			38,003			21	BARRES ET TIGES ACIER
PLATE & SHEET STEEL			61,343			301	TCLES,FEUILLES DACIER
STRUCTURAL SHAPES			59,591			3,295	PROFILES DE CONSTRUCT.
PIPES,TUBES:IRON,STEEL			3,287			278	TUYAUX,TUBES:FER,ACIER
WIRE			12,081			12	FIL METALLIQUE
ALUMINUM			220			125	ALUMINIUM
COPPER AND ALLOYS			157			1,453	CUIVRE ET ALLIAGES
NICKEL AND ALLOYS						408	NICKEL ET ALLIAGES
ZINC AND ALLOYS			7			155	ZINC ET ALLIAGES
NON-FERROUS METALS NES			374			11,338	METAUX NON-FERREUX NDA
METAL FAB.BASIC PROD.			3,476			798	OUVR.DE BASE EN METAL
BRICKS,TILES NES			796				BRIQUES,TUILES NDA
GLASS BASIC PRODUCTS			3,862			1,215	OUVR.DE BASE EN VERRE
ASBESTOS BASIC PROD.			8				OUVR.DE BASE AMIANTE
CEMENT			66				CIMENT
CEMENT BASIC PROD.			33				OUVR.DE BASE CIMENT
NON-MET.MIN.BASIC PROD			660			259	PROD.MIN.NON-MET.BASE
MISC.FABRICATED PROD.			2,245				OUVRAGES DIVERS
TRACTORS			3,476			109	TRACTEURS
MACHINERY NES			10,774			2,758	MACHINES NDA
RAILWAY ROLLING STOCK			406			47	MAT.ROUL.DE CH.DE FER
PASS.AUTOS AND CHASSIS			827			7	VOITURES PART.,CHASSIS
TRUCKS AND CHASSIS			238			244	CAMIONS ET CHASSIS
MOTOR VEHICLE ENGINES			1,289			3,452	MOTEURS DE VEH.AUTOM.
SHIPS,AIRCRAFT,MIS.VEH			101			1	NAVIRES,AVIONS,VEH.DIV
RUBBER TIRES AND TUBES			135			34	PNEUS, CHAMBRES A AIR
EQUIPMENT MISC.			2,405			1,001	MATERIEL DIVERS
PERSONAL,HOUSEHOLD GOODS			5,200			363	ART.PERS.ET MENAGERS
FIREARMS,AMMUNITION			221				ARMES A FEU,MUNITIONS
CONTAINERS,CLOSURES			268			65	CONTENEURS,FERMETURES
MISC. END PRODUCTS NES			967			656	PRODUITS FINIS DIV.NDA
GENERAL CARGO			1,617			169	MARCHANDISES DIVERSES
CONTAINERIZED FREIGHT			28,051			5,634	FRET CONTENEURESE
PORT TOTAL	187 *	822,542 *	335,087 *	90 *	326,912 *	139,978 *	TOTAL DU PORT
WINDSOR							WINDSOR
FLUORSPAR			75,528				SPATH FLUOR
COKE			5,124				COKE
BAR AND RODS,STEEL			457				BARRES ET TIGES ACIER
PLATE & SHEET STEEL			23,679				TCLES,FEUILLES DACIER
PORT TOTAL	16 *	78,575 *	104,788 *	*	*	*	TOTAL DU PORT
ONTARIO-NES/NOA							ONTARIO-NES/NDA
MACHINERY NES						1,992	MACHINES NDA
PORT TOTAL	*	*	*	1 *	2,543 *	1,992 *	TOTAL DU PORT
TOTAL - CANADA	275 **	1,279,617 **	960,634 **	275 **	1,388,077 **	1,685,546 **	TOTAL - CANADA

TABLE 10. TUGS DEPARTED FROM CANADIAN PORTS IN INTERNATIONAL SEABORNE SHIPPING, BY PORT.
 TABLEAU 10. MOUVEMENTS INTERNATIONAUX DE REMORQUEURS EN PROVENANCE DE PORTS CANADIENS, PAR PORTS.

PROVINCE - PORT	NUMBER / NOMBRE	NET TONS / TONNES NET
NEWFOUNDLAND / TERRE-NEUVE		
FORTUNE	1	8
TOTAL - PROVINCE	1 *	8 *
NOVA SCOTIA / NOUVELLE-ECOSSE		
HALIFAX	56	6,758
LIVERPOOL	16	2,030
PORT HAWKESBURY	8	1,428
SYDNEY	1	133
TOTAL - PROVINCE	81 *	10,349 *
NEW BRUNSWICK / NOUVEAU-BRUNSWICK		
SAINT JOHN	11	997
TOTAL - PROVINCE	11 *	997 *
QUEBEC / QUEBEC		
MONTREAL	34	4,454
QUEBEC	20	4,186
SOREL	3	286
VALLEYFIELD	3	266
QUEBEC-NES/NDA	2	247
TOTAL - PROVINCE	62 *	9,439 *
ONTARIO / ONTARIO		
AMHERSTBURG	2	38
BELLEVILLE	2	306
ERIEAU	1	39
HAMILTON	8	714
KINGSTON	3	286
LITTLE CURRENT	29	4,407
OKVILLE	3	401
PORT COLBORNE	11	1,406
PORT STANLEY	2	32
PRESCOTT	2	270
ST. CATHARINES	6	473
SARNIA	279	11,463
SAULT STE. MARIE	33	3,604
TORONTO	10	854
WINOSOR	491	34,993
TOTAL - PROVINCE	882 *	59,286 *
BRITISH COLUMBIA / COLOMBIE-BRITANNIQUE		
BAMBERTON	1	47
BLUBBER BAY	21	3,008
BRITANNIA BEACH	10	293
CAMPBELL RIVER	26	1,012
CHEMAINUS	26	1,237
COURTENAY	2	83
CROFTON	55	2,643
LADYSMITH	2	78
MARBLE BAY	3	170
NANAIMO	43	2,335
NEW WESTMINSTER	31	903
PORT ALBERNI	32	3,284
PORT MELLON	16	696
POWELL RIVER	68	2,737
PRINCE RUPERT	45	881
QUATSINO	2	133
SOOKE	26	861
SQUAMISH	13	764
TAHSIS	1	12
VANANDA	16	368
VANCOUVER	1,009	44,629
VICTORIA	500	23,451
STEWART	1	17
BC-NES/C-B.-NDA	50	1,028
TOTAL - PROVINCE	1,999 *	90,670 *
TOTAL - CANADA	3,036 **	170,749 **

APPENDIX - A - APPENDICE

List of Canadian Ports - Liste des ports canadiens

NEWFOUNDLAND - TERRE-NEUVE

Argentia
Baie Verte
Bay Roberts
Bell Island
Botwood
Burgeo
Burin
Carmanville
Catalina
Clarenville
Corner Brook (incl. Hughes Brook, Curling,
Humbermouth)
Come-by-Chance
Fortune
Goose Bay
Grand Bank
Harbour Breton
Harbour Grace
Holyrood
Lewisporte
Little Bay
Long Pond (Manuels)
Marystown
Port aux Basques
Port Hope Simpson
Long Harbour
Ramea
St. Albans
St. John's
St. Lawrence
Stephenville (incl. St. George's Flat Bay, Flat
Point, Turf Point)
Tilt cove
Tommy's Arm
All other Newfoundland ports - Tous autres
ports de Terre-Neuve

PRINCE EDWARD ISLAND - ÎLE-DU-PRINCE-ÉDOUARD

Charlottetown
Souris
Summerside (Borden)
All other Prince Edward Islands ports - Tous
autres ports de l'Île-du-Prince-Édouard

NOVA SCOTIA - NOUVELLE-ÉCOSSE

Amherst
Baddeck
Bridgewater
Digby
Halifax
Hantsport
Little Narrows
Liverpool (Brooklyn)
Lunenburg
Margaretsville
Mulgrave
North Sydney
Parrsboro
Pictou
Port Hawkesbury (incl. Point Tupper)

NOVA SCOTIA - Concluded - NOUVELLE-ÉCOSSE - fin

Pugwash
Sheet Harbour
Shelburne
Sydney (Pt. Edward)
Walton
Weymouth
Wolfville (incl. Pt. Williams)
Yarmouth
All other Nova Scotia ports - Tous autres ports
de la Nouvelle-Écosse

NEW BRUNSWICK - NOUVEAU-BRUNSWICK

Bathurst
Belledune
Blacks Harbour
Campbellton
Caraquet
Chatham
Dalhousie
Grand Manan (North Head)
Moncton
Newcastle (Bridgetown)
Saint John
St. Andrews
St. Stephen
All other New Brunswick ports - Tous autres ports
du Nouveau-Brunswick

QUÉBEC

Baie Comeau
Beloeil
Blanc Sablon
Black Cape
Cap Chat
Carleton
Chandler
Chicoutimi
Contrecoeur
Donnacona
Forestville
Gaspé
Godbout
Grande Vallée
Grindstone
Havre St. Pierre
Lanoraie
Les Escoumins
Matane
Mont Louis
Montréal
New Richmond
Paspébiac
Pentecôte
Pointe-au-Pic
Pointe-Noire (Clarke City)
Port Alfred
Port Cartier
Port Menier
Québec
Rimouski

List of Canadian Ports - Continued - Liste des ports canadiens - suite

QUÉBEC - Concluded

Rivière-du-Loup
St. Jean Port Joli
St. Siméon
Ste. Anne des Monts
Sacré-Coeur
Sept-Îles
Sorel
Trois-Pistoles
Trois-Rivières
Valleyfield
Varenes
Northern Quebec ports - Ports du nord
de Quebec
All other Quebec ports - Tous autres ports de
Québec

ONTARIO

Amherstburg
Badgely Island
Belleville
Britt
Brockville
Byng Inlet
Cardinal
Clarkson
Cobourg
Colborne
Collingwood
Cornwall
Courtright
Cutler
Depot Harbour
Erieau
Goderich
Hamilton
Killarney
Kingston
Kingsville
Lakeview
Little Current
Marathon
Michipicoten Harbour
Midland
Morrisburg
Nipigon
Oakville (Bronte)
Oshawa
Owen Sound
Parry Sound
Picton
Port Burwell
Port Colborne
Port Credit
Port Hope
Port Lambton
Port Maitland
Port McNicoll
Port Stanley
Prescott
Red Rock
St. Catharines (Port Weller, Pt. Dalhousie)

ONTARIO - Concluded

Sarnia
Sault Ste. Marie (Marks Bay, Mill Pond)
Serpent River
Sombra
Thorold
Thunder Bay
Toronto
Trenton
Wallaceburg
Welland
Whitby
Windsor (Walkerville, Sandwich, Ojibway,
Riverside)
Northern Ontario ports - Ports du nord
d'Ontario
All other Ontario ports - Tous autres ports
d'Ontario

MANITOBA

Churchill
All other Manitoba ports - Tous autres ports du
Manitoba

BRITISH COLUMBIA - COLOMBIE-BRITANNIQUE

Alert Bay
Andy's Bay
Bamberton
Beaver Cove
Bedwell Sound
Beecher Bay
Bella Coola (S. Bentinck Arm)
Blind Bay
Blubber Bay
Britannia Beach
Campbell River (Duncan Bay)
Centre Bay
Chemainus
Clam Bay
Clio Bay
Coal Harbour
Courtenay
Cowichan Bay
Crofton (Croft Hill)
Esquimalt
Fair Harbour
Furry Creek
Gold River
Gowland Harbour
Howe Sound
Jedway
Jervis Inlet
Kimsquit
Kitkatla
Kitimat
Knight Inlet
Ladysmith
Lake Bay
Little Espinosa Inlet
Long Bay
Loughborough Inlet
Lyal Harbour

List of Canadian ports - Concluded - Liste des ports canadiens - fin

**BRITISH COLUMBIA - Continued - COLOMBIE-
BRITANNIQUE - suite**

Mahatta River
 Malksope Inlet
 Marble Bay
 Marpole
 Masset
 Menzies Bay
 Moresby Camp
 Namu
 Nanaimo (Harmac)
 New Westminster
 North Arm Fraser River
 Ocean Falls
 Port Alberni
 Port Hardy (Hardy Bay)
 Port Harvey
 Port Mellon
 Port McNeill
 Port Renfrew
 Powell River
 Prince Rupert
 Quatsino
 Ragged Island
 Roberts Bank
 Rupert Inlet
 Saanichton
 Sandpoint
 Sarita River
 Shannon Bay
 Stwash (Okisollo)

**BRITISH COLUMBIA - Concluded - COLOMBIE-
BRITANNIQUE - fin**

Skidegate
 Smith Inlet
 Sooke
 South Bay
 Stewart
 Squamish
 Tasu
 Tahsis
 Teakerne Arm
 Texada
 Toquart
 Ucluelet
 Vananda
 Vancouver (incl. Port Moody, North Arm, Ioco,
 Burnaby, English Bay, False Creek, Dollarton)
 Vanguard
 Victoria
 Watson Island
 West Bay
 Zeballos
 All other British Columbia ports - Tous autres
 ports de la Colombie-Britannique

**NORTHWEST TERRITORIES - TERRITOIRES DU
NORD-OUEST**

Frobisher Bay
 All other Northwest Territories ports - Tous autres
 ports des Territoires du Nord-Ouest

APPENDIX - B - APPENDICE

List of Commodities

Marchandise

LIVE ANIMALS

Cattle
Live animals, n.e.s.

ANIMAUX VIVANTS

Bovins
Animaux vivants, n.d.a.

FOOD, FEED, BEVERAGES AND TOBACCO

Meat and Meat Preparations

Meat, fresh, chilled or frozen
Meat, cured
Meat and meat preparations, n.e.s.

ALIMENTS, ALIMENTS POUR ANIMAUX, BOISSONS ET TABACS

Viandes et préparations de viande

Viandes fraîches, refroidies ou congelées
Viandes salées ou fumées
Viandes et préparations de viande, n.d.a.

Fish and Marine Animals

Fish, fresh, chilled or frozen
Fish, smoked, salted, dried or pickled
Fish, canned
Lobster
Shell fish, n.e.s.; meat of marine animals; and other fishery foods and feeds

Poisson et animaux marins

Poisson frais, refroidi ou congelé
Poisson fumé, salé, séché ou mariné
Poisson, en boîtes
Homard
Coquillages, n.d.a.; viande d'animaux marins; et autres aliments de poisson et aliments de poisson pour animaux

Dairy Produce, Eggs and Honey

Butter
Cheese
Milk powder
Dairy produce, n.e.s.; eggs and honey

Produits laitiers, oeufs et miel

Beurre
Fromage
Lait en poudre
Produits laitiers, n.d.a.; oeufs et miel

Grain, Flour, Meal and Cereal Preparations

Barley
Corn
Oats
Rye
Wheat
Cereals, unmilled, n.e.s.
Corn meal and flour
Corn starch
Malt and malt flour
Wheat flour
Cereals, milled, n.e.s.
Bakery products, incl. those frozen

Macaroni and cereal products, and farinaceous substances and flour for use as food

Céréales, farine, et préparations de céréales

Orge
Maïs
Avoine
Seigle
Blé
Céréales, non moulues, n.d.a.
Semoule et farine de maïs
Fécule de maïs
Malt et farine de malt
Farine de blé
Céréales moulues, n.d.a.
Produits de boulangerie, y compris produits congelés
Pâtes alimentaires et produits céréaliers, substances farineuses et farine utilisées comme aliments

Fruits and Fruit Preparations

Apples (incl. crab-apples)
Bananas and plantains
Fresh or chilled fruits and berries, n.e.s.
Frozen fruits and berries
Dried and dehydrated fruits
Fruit juices, unfermented, not concentrated, and fruit juice concentrates
Fruit pulp and purée (not canned)
Fruits, preserved, not canned, n.e.s.
Fruits and preparations, canned (exc. infant foods)

Fruits et préparations de fruits

Pommes (y compris pommettes)
Bananes et bananes des Antilles
Baies et fruits frais ou refroidis, n.d.a.
Baies et fruits congelés
Fruits séchés ou déshydratés
Jus de fruits, non fermentés, non concentrés et concentrés de jus de fruits
Pulpe et purée de fruits (non en boîtes)
Fruits, conservés, mais non en boîtes, n.d.a.
Fruits et préparations, en boîtes (sauf aliments pour bébés)

List of Commodities - Continued

FOOD, FEED, BEVERAGES AND TOBACCO -

Concluded:

Nuts, Except Oil Nuts

Peanuts, roasted or otherwise prepared
Nuts, except oil nuts, n.e.s.

Vegetables and Vegetable Preparations

Potatoes
Vegetables, fresh or chilled, n.e.s.
Vegetables, frozen
Vegetables, dried
Vegetables and vegetable preparations, n.e.s.

Sugar and Sugar Preparations

Raw sugar
Sugar, n.e.s.
Molasses, crude
Molasses, refined
Syrup
Sugar preparations (incl. confectionery)

Cocoa, Coffee, Tea and Spices

Cocoa and chocolate
Coffee
Tea
Spices
Vinegar

Margarine, Shortening and Lard

Margarine and similar products
Shortening
Lard

Miscellaneous Foods, Food Materials and Food Preparations

Sausage skins or casings
Miscellaneous foods, food materials and food preparations, n.e.s.

Fodder and Feed, Except Unmilled Cereals

Hay, forage and straw
Hulls, screenings, chaff and scourings
Wheat bran, shorts and middlings
Ground cereals and by-products, n.e.s.
Cottonseed oil meal and cake
Soyabean oil meal and cake
Oil seed meals and cake, n.e.s.
Brewers' and distillers' grains and solubles
Feeds of vegetable origin, n.e.s.
Feeds of animal origin
Concentrated and complete feeds

Beverages

Non-alcoholic beverages
Ale, beer, stout and porter
Wines
Fermented alcoholic beverages, n.e.s.
Distilled alcoholic beverages

Tobacco

Cigarettes
Tobacco, n.e.s.

Marchandise - suite

ALIMENTS, ALIMENTS POUR ANIMAUX, BOISSONS ET TABACS - fin:

Noix, sauf noix oléagineuses

Cacahuètes, grillées ou autrement préparées
Noix, sauf noix oléagineuses, n.d.a.

Légumes et préparations de légumes

Pommes de terre
Légumes, frais ou refroidis, n.d.a.
Légumes, congelés
Légumes, séchés
Légumes et préparations de légumes, n.d.a.

Sucre et préparations à base de sucre

Sucre brut
Sucre, n.d.a.
Mélasse, brute
Mélasse, raffinée
Sirop
Préparations à base de sucre (y compris confiserie)

Cacao, café, thé et épices

Cacao et chocolat
Café
Thé
Épices
Vinaigre

Margarine, shortening et saindoux

Margarine et produits semblables
Shortening
Saindoux

Aliments divers, matières nutritives et préparations alimentaires

Enveloppes et boyaux à saucisses
Aliments divers, matières nutritives et préparations alimentaires, n.d.a.

Fourrage et aliments pour animaux, sauf céréales non moulues

Poin, fourrages et paille
Écalures, criblures, rebuts et impuretés
Son, remoulage et issues de blé
Céréales moulues et sous-produits, n.d.a.
Tourteau et farine de graine de coton
Tourteau et farine de graine de soya
Tourteau de farine de graine oléagineuses, n.d.a.
Grains et solubles de brasserie et de distillerie
Aliments pour animaux d'origine végétale, n.d.a.
Aliments pour animaux d'origine animale
Aliments pour animaux concentrés et complets

Boissons

Boissons non alcooliques
Ale, bière, porter et stout
Vins
Boissons alcooliques fermentées, n.d.a.
Boissons alcooliques distillées

Tabacs

Cigarettes
Tabacs, n.d.a.

List of Commodities - Continued

Marchandise - suite

CRUDE MATERIALS, INEDIBLE

Crude Animal Products, Inedible (Except Fibres)

Raw hides and skins and undressed fur skins
Crude animal products, inedible (except fibres),
n.e.s.

Crude Vegetable Products, Inedible (Except Tobacco, Fibres and Wood)

Seeds for sowing, n.e.s.
Flaxseed
Mustard seed
Rapeseed
Soya beans
Oil seeds, oil nuts and oil kernels, n.e.s.
Nursery and greenhouse stock and related
materials
Rubber and allied gums, natural, and natural
gums and resins
Crude vegetable products, inedible (except to-
bacco, fibres and wood), n.e.s.

Crude Wood Materials

Logs
Bolts and round timber
Pulpwood
Crude wood materials, n.e.s.

Textile and Related Fibres (Including Waste)

Wool and fine animal hair suitable for spinning
Textile and related fibres (including waste),
n.e.s.

Metallic Ores, Concentrates, Scrap Metals and By-Products (Alternative Classification)

Alumina and bauxite ore
Copper ore and concentrates and matte and
precipitates
Iron ore, crude, and concentrates, calcined,
roasted or treated
Lead ore and concentrates
Manganese ore
Nickel-copper ore, nickel-copper matte or
speiss, and nickel concentrates
Titanium ore
Zinc ore and concentrates
Ores, concentrates and precipitates, n.e.s.
Iron and steel scrap
Non-ferrous and precious metal scrap
Slags, drosses and other by-products

Coal, Crude Petroleum and Related Crude Products

Coal, bituminous, sub-bituminous, and lignite
Coal, n.e.s.
Crude petroleum, petroleum tops and natural
gasoline
Natural gas and other crude bituminous sub-
stances

MATIÈRES BRUTES NON COMESTIBLES

Produits bruts d'origine animale, non comestibles (sauf fibres)

Peaux et cuirs bruts et pelleteries non apprêtées
Produits bruts d'origine animale, non comestibles
(sauf fibres), n.d.a.

Produits bruts d'origine végétale, non comestibles (sauf tabacs, fibres et bois)

Graines de semence, n.d.a.
Graine de lin
Graine de moutarde
Graine de colza
Fèves de soya
Graines, noix et amandes oléagineuses, n.d.a.
Produits de pépinière et de culture de serre et
matières connexes
Caoutchouc et gommes semblables, naturels et
gommes et résines naturelles
Produits bruts d'origine végétale, non comestibles
(sauf tabacs, fibres et bois), n.d.a.

Matières en bois brut

Billes
Billots et bois ronds
Bois à pâte
Matières en bois brut, n.d.a.

Textiles et fibres connexes (y compris déchets)

Laine et poil fin d'animal pouvant être filés
Textiles et fibres connexes (y compris déchets),
n.d.a.

Minerais de métaux, concentrés, déchets de métaux et sous-produits (1re possibilité de classification)

Alumine et minerai de bauxite
Minerai, concentrés, matte et précipités de cuivre
Minerai de fer brut et concentrés calcinés, grillés
ou traités
Minerai et concentrés de plomb
Minerai de manganèse
Minerai de nickel et de cuivre, matte ou speiss de
nickel et de cuivre et concentrés de nickel
Minerai de titane
Minerai et concentrés de zinc
Minerais, concentrés et précipités, n.d.a.
Déchets de fer et d'acier
Déchets de métaux non ferreux et précieux
Scories, crasses et autres sous-produits

Charbon, pétrole brut et produits bruts connexes

Charbon bitumineux, sous-bitumineux et lignite
Charbon, n.d.a.
Pétrole brut, produits de tête et essence naturelle
Gaz naturel et autres substances bitumineuses
brutes

List of Commodities - Continued

CRUDE MATERIALS, INEDIBLE - Concluded:

Crude Non-metallic Minerals (Except Coal and Petroleum)

Asbestos, unmanufactured, crude and fibre
 Bentonite
 China clay
 Dolomite
 Clay and other crude refractory materials, n.e.s.
 Sand and gravel
 Limestone
 Crushed stone, incl. stone refuse (exc. limestone flux and crushed limestone)
 Stone, crude, n.e.s.
 Water and ice
 Barytes, natural
 Fluorspar
 Gypsum
 Phosphate rock
 Salt
 Sulphur in ores, crude and refined (exc. pharmaceutical grade)
 Crude non-metallic minerals (except coal and petroleum), n.e.s.

Waste and Scrap Materials, n.e.s.

Cotton and textile rags and waste
 Hogged fuel (wood)
 Waste and scrap materials, n.e.s.

FABRICATED MATERIALS, INEDIBLE

Leather

Leather
 Furs, dressed
 Rubber fabricated materials

Wood Fabricated Materials

Lumber and timber
 Flooring
 Railway ties
 Shingles and shakes
 Lath of wood
 Other sawmill products, n.e.s.
 Veneer, plywood and wood building boards
 Cooperage stock and box, crate and package
 shoo
 Wood fabricated materials, n.e.s.

Pulp

Pulp

Paper and Paperboard

Newsprint paper
 Paper, n.e.s.
 Paperboard
 Building paper and building board (exc. wood, plastic and gypsum board)
 Wet machine board and converted paper

Textile Fabricated Materials

Cordage, twine and rope (exc. braided cords and threads)
 Jute broad woven fabrics
 Textile fabricated materials, n.e.s.

Marchandise - suite

MATIÈRES BRUTES NON COMESTIBLES - fin:

Minéraux bruts non métalliques (sauf charbon et pétrole)

Amiante, non fabriqué, brut et en fibres
 Bentonite
 Kaolin
 Dolomite
 Argile et autres matières réfractaires brutes, n.d.a.
 Sable et gravier
 Pierre à chaux
 Pierre concassée, y compris rebuts de pierre (non compris castine et pierre à chaux concassée)
 Pierre brute, n.d.a.
 Eau et glace
 Barytine, naturelle
 Fluorine
 Gypse
 Roche phosphatée
 Sel
 Soufre dans les minerais, brut ou raffiné (sauf qualité pharmaceutique)
 Minéraux bruts non métalliques (sauf charbon et pétrole), n.d.a.

Matières de rebut et déchets, n.d.a.

Chiffons et déchets de textile et de coton
 Bois débité en copeaux (combustible)
 Matières de rebut et de déchet, n.d.a.

MATIÈRES TRAVAILLÉES, NON COMESTIBLES

Cuir

Cuir
 Fourrures apprêtées
 Demi-produits en caoutchouc

Demi-produits en bois

Bois d'oeuvre et bois de construction
 Revêtements de parquetage
 Traverses de voie ferrée
 Bardeaux et bardeaux fendus
 Latte de bois
 Autres sciages, n.d.a.
 Placage, contreplaqué et planches de construction
 Demi-produits de tonnellerie et planchages à boîtes, cageots et emballages
 Demi-produits en bois, n.d.a.

Pâte

Pâte

Papier et carton

Papier journal
 Papier, n.d.a.
 Carton
 Plaques de construction, papier et carton (sauf planches en bois, en plastique ou en gypse)
 Carton en pâte pressé et papier transformé

Ouvrages en matières textiles

Cordage, ficelle et corde (sauf cordes tressées et fils)
 Tissus de jute larges
 Ouvrages en matières textiles, n.d.a.

List of Commodities - Continued**FABRICATED MATERIALS, INEDIBLE -**

Continued:

Oils, Fats, Waxes, Extracts and Derivatives, Animal and Vegetable

Animal oils and fats (exc. marine)

Fish and marine animal oils

Soyabean oil

Vegetable oils and fats, exc. essential oils, n.e.s.

Oils, fats, waxes, extracts and derivatives, animal and vegetable, n.e.s.

Chemicals and Related Products

Sulphuric acid (incl. oleum)

Metallic salts and peroxysalts, of inorganic acids

Inorganic chemicals, n.e.s.

Glycol

Organic chemicals, n.e.s.

Explosives, fuses and caps

Potash

Fertilizers and fertilizer materials, n.e.s.

Agricultural chemicals, formulated (crop and seed treatments and herbicides); other insecticides and rodenticides; and adhesives

Synthetic rubber (incl. rubber compounds and reclaimed rubber)

Plastic materials, not shaped, and plastics basic shapes and forms

Dyestuffs (exc. dyeing extracts); pigments, lakes and toners (exc. those in chemicals); and paints and related products

Chemical specialties, industrial, n.e.s.

Petroleum and Coal Products

Gasoline

Fuel oil

Lubricating oils and greases

Coke of petroleum and coal

Asphalts and road oils

Coal tar and coal pitch

Petroleum and coal products, n.e.s.

Iron and Steel and Alloys

Ferro-alloys

Pig iron

Primary iron and steel, n.e.s.

Castings and forgings (exc. pipes and fittings)

Bars and rods, steel

Plate, sheet and strip, steel

Structural shapes and sheet piling

Rails and railway track material

Pipes and tubes, iron and steel (exc. fittings and finished electrical conduit and tubing)

Wire (incl. wire rope)

Non-Ferrous Metals

Aluminum (including alloys)

Copper and alloys

Lead and alloys

Nickel and alloys

Zinc and alloys

Non-ferrous metals, n.e.s.

Marchandise - suite**MATIÈRES TRAVAILLÉES, NON COMESTIBLES - suite:****Huiles, matières grasses, cires, extraits et dérivés d'origine animale et végétale**

Huiles et matières grasses d'origine animale (sauf marine)

Huiles de poissons et d'animaux marins

Huile de soya

Huiles et matières grasses végétales, sauf huiles essentielles, n.d.a.

Huiles, matières grasses, cires, extraits et dérivés d'origine animale et végétale, n.d.a.

Produits chimiques et produits connexes

Acide sulfurique (y compris oleum)

Sels métalliques et persels d'acides inorganiques

Produits chimiques inorganiques, n.d.a.

Glycol

Produits chimiques organiques, n.d.a.

Explosifs, mèches et amorces

Muriate de potassium (potasse)

Engrais et matières fertilisantes, n.d.a.

Produits chimiques agricoles, formulés (produits pour cultures et semences et herbicides); autres insecticides et rodenticides; et adhésifs

Caoutchouc synthétique (y compris composés de caoutchouc et caoutchouc régénéré)

Matières plastiques non façonnées et formes élémentaires de matières plastiques

Matières colorantes (sauf extraits colorants); pigments, laques et tonifiants (sauf ceux des produits chimiques); et peintures et produits connexes

Produits chimiques industriels, spéciaux, n.d.a.

Dérives du pétrole et du charbon

Essence

Mazout

Graisses et huiles lubrifiantes

Coke de pétrole et de charbon

Asphalte et bitume liquide

Goudron et brai de houille

Dérivés du pétrole et du charbon, n.d.a.

Fer et acier et alliages

Ferro-alliages

Fonte brute

Acier et fer primaire, n.d.a.

Pièces moulées et forgées (sauf tuyaux et raccords)

Barres et tiges en acier

Tôle, feuilles et feuilards en acier

Profilés de construction et palplanches

Rails et matériaux de voie ferrée

Tuyaux et tubes en fer et en acier (sauf les raccords, les tubes et les conduits électriques finis)

Fil métallique (y compris cordage)

Métaux non ferreux

Aluminium (y compris alliages)

Cuivre et alliages

Plomb et alliages

Nickel et alliages

Zinc et alliages

Métaux non ferreux, n.d.a.

List of Commodities - Concluded

Marchandise - fin

FABRICATED MATERIALS, INEDIBLE -
Concluded:

MATIÈRES TRAVAILLÉES, NON COMESTIBLES -
fin:

Metal Fabricated Basic Products

Metal fabricated basic products

Ouvrages de base en métal

Ouvrages de base en métal

Non-metallic Mineral Basic Products

Building brick, clay
Drain tiles, sewer pipes and fittings
Bricks, tiles (clay) and refractories, n.e.s.

Produits minéraux non métalliques de base

Briques à bâtir en argile
Tuiles de drainage, tuyaux d'égout et raccords
Briques, tuiles (argile) et matières réfractaires,
n.d.a.

Glass basic products
Asbestos and asbestos-cement basic products
Cement
Cement and concrete basic products, n.e.s.
Lime
Non-metallic mineral basic products, n.e.s.

Ouvrages de base en verre
Produits de base en amiante et en amiante-ciment
Ciment
Produits de base en ciment et en béton, n.d.a.
Chaux
Produits minéraux non métalliques de base, n.d.a.

Miscellaneous Fabricated Materials

Miscellaneous fabricated materials

Divers ouvrages

Divers ouvrages

END PRODUCTS, INEDIBLE

PRODUITS TERMINAUX NON COMESTIBLES

Machinery

Tractors
Machinery, n.e.s.

Machinerie

Tracteurs
Machinerie, n.d.a.

Transportation and Communication Equipment

Railway rolling stock
Passenger automobiles and chassis
Buses and chassis
Trucks, truck chassis and truck tractors, commercial
Motor vehicle engines, accessories, parts and assemblies
Road motor vehicles, n.e.s.
Ships and boats; aircraft; and miscellaneous vehicles (incl. parts and accessories)
Rubber tires and tubes

Matériel de transport et de communications

Matériel roulant de chemin de fer
Voitures particulières et châssis
Autobus et châssis
Camions, châssis de camion et tracteurs, commerciaux
Moteurs, accessoires, pièces et pièces assemblées pour véhicules automobiles
Véhicules automobiles pour routes, n.d.a.
Navires et bateaux; avions; et divers véhicules (y compris pièces et accessoires)
Pneus et chambres à air en caoutchouc

Equipment

Equipment

Matériel

Matériel

Personal and Household Goods

Personal and household goods

Articles de soins personnels et articles ménagers

Articles de soins personnels et articles de ménage

Miscellaneous

Firearms, weapons and ammunition
Containers and closures
Miscellaneous end products, inedible, n.e.s.
General cargo
Containerized freight

Divers

Armes à feu, armes et munitions
Conteneurs et fermetures
Divers produits terminaux non comestibles, n.d.a.
Marchandises diverses
Fret conteneurisé



Bulletins publiés par la
Division des transports et des communications
traitant du
TRANSPORT PAR EAU

Catalogue

Périodiques

54-002 Statistiques Maritimes, M., Bil.

Annuels

54-202 Transport maritime: Partie I, Transport maritime international (par pays), Bil.

54-203 Transport maritime: Partie II, Transport maritime international (par port), Bil.

54-204 Transport maritime: Partie III, Navigation nationale, Bil.

54-205 Transport par eau, Bil.

54-206 Transport maritime: Partie IV, Origine et destination pour certains ports, Bil.

54-207 Transport maritime: Partie V, Origine et destination de certaines marchandises, Bil.

M. — Mensuel

Bil. — Bilingue

Outre les publications ci-dessus énumérées, Statistique Canada publie une grande variété de rapports statistiques sur le Canada tant dans le domaine économique que social. On peut se procurer gratuitement un catalogue complet des publications courantes à Statistique Canada, Ottawa (Canada), K1A 0T6.



1010703019

Reports Published by the
Transportation and Communications Division
dealing with

WATER TRANSPORT

Catalogue

Periodical

54-002 Shipping Statistics, M., Bil.

Annual

54-202 Shipping Report: Part I, International Seaborne Shipping (by Country), Bil.

54-203 Shipping Report: Part II, International Seaborne Shipping (by Port), Bil.

54-204 Shipping Report: Part III, Coastwise Shipping, Bil.

54-205 Water Transportation, Bil.

54-206 Shipping Report: Part IV, Origin and Destination for Selected Ports, Bil.

54-207 Shipping Report: Part V, Origin and Destination for Selected Commodities, Bil.

M. — Monthly

Bil. — Bilingual

In addition to the selected publications listed above, Statistics Canada publishes a wide range of statistical reports on Canadian economic and social affairs. A comprehensive catalogue of all current publications is available free on request from Statistics Canada, Ottawa (Canada), K1A 0T6.