

Shipping report

PART II

International seaborne shipping (by port)

1975

Transport maritime

PARTIE II

Transport maritime international (par port)

1975

DEPT. OF MANPOWER & IMMIGRATION
LIBRARY

22 XI 1975

BIBLIOTHÈQUE
M.N. DE LA MAIN-D'ŒUVRE ET DE
L'IMMIGRATION

STATISTICS CANADA — STATISTIQUE CANADA

Transportation and Communications Division — Division des transports et des communications

Water Transport Section — Section du transport par eau

SHIPPING REPORT

PART II

International Seaborne Shipping
(by Port)

TRANSPORT MARITIME

PARTIE II

Transport maritime international
(par port)

1975

Published by Authority of
The Minister of Industry, Trade and Commerce

Publication autorisée par
le ministre de l'Industrie et du Commerce

November - 1976 - Novembre
5-3510-535

Price—Prix: \$1.05

Statistics Canada should be credited when republishing all or any part of this document
Reproduction autorisée sous réserve d'indication de la source: Statistique Canada

Ottawa





TABLE OF CONTENTS

	Page
Tables 1 to 5 – See Shipping Report: Part I	
Introduction	v
Table	
6. Cargoes Handled at Canadian Ports, to and from Foreign Countries	1
7. Vessels Departed from Canadian Ports in International Seaborne Shipping, by Rig and Size	30
8. Vessel Arrivals and Departures in International Seaborne Shipping, by Port	32
9. Cargoes Handled at Great Lakes Ports, to and from Foreign Countries via St. Lawrence River	41
10. Tugs Departed from Canadian Ports in International Seaborne Shipping, by Port	46
Appendix	
A. List of Canadian Ports	47
B. List of Commodities	50

TABLE DES MATIÈRES

	Page
Tableaux 1 à 5 – Voir Transport Maritime: Partie I	
Introduction	v
Tableau	
6. Marchandises manutentionnées dans les ports canadiens, à destination ou en provenance de pays étranger	1
7. Mouvements internationaux de navires en provenance de ports canadiens, suivant le gréement et la dimension	30
8. Mouvements internationaux (arrivées et départs) des navires, par port	32
9. Marchandises manutentionnées dans les ports des Grands Lacs, pour et de pays étrangers via le Saint-Laurent	41
10. Mouvements internationaux de remorqueurs en provenance de ports canadiens, par ports	46
Appendice	
A. Liste des ports canadiens	47
B. Liste des marchandises	50



INTRODUCTION

This publication presents statistics on the commodity and vessel traffic at Canadian ports in international seaborne shipping.

Cautionary Note

The statistics contained in this report should be used with due allowance for their limitations. In general, the figures are somewhat understated both in total and for specific commodities. Technological and other changes can distort year-to-year comparisons. For example, introduction of containerization causes an apparent drop in shipments of the commodity concerned, simply because the contents of containers are not reported. Some respondents consider the term "general cargo" to be synonymous with "miscellaneous"; consequently, general cargo figures tend to be inflated, and data for individual commodities may be somewhat lower than actual. Finally, response to the survey is known to be incomplete.

Solutions to these and other problems are being sought. As improvements are made, their effect on published information will be noted in this space.

Source

Shipping statistics are compiled from reports completed by operators or agents of vessels entering and leaving Canadian ports. Reports are not required for naval or fishing vessels, and craft of less than fifteen registered net tons. Customs officials act as agents for Statistics Canada by collecting forms at customs ports; returns for non-customs ports are forwarded through the nearest customs office. Operating data are collected for vessels calling at coastal and Great Lakes ports, but regions such as Lake Winnipeg and the MacKenzie River are not included in the survey.

Treatment of Data

Only data relating to those vessels which are engaged in port-to-port transportation of goods and/or passengers for compensation have been included; all intra-port movements have been excluded.

La présente publication contient la statistique de la navigation maritime internationale portant sur le trafic maritime (marchandises et navires entrés et sortis) des ports canadiens.

Mise en garde

Il y a lieu de tenir compte des limitations des statistiques publiées ici lors de leur utilisation. De façon générale, les chiffres sont quelque peu sous-estimés tant en ce qui a trait aux totaux qu'en ce qui concerne les marchandises particulières. Les changements technologiques et autres peuvent fausser les comparaisons d'une année à l'autre. Par exemple, la conteneurisation se traduit par une chute apparente des expéditions de la marchandise concernée, pour la simple raison que le contenu des conteneurs n'est pas indiqué. Certains enquêtés jugent que "marchandises diverses" est synonyme de "divers"; par conséquent, les chiffres relatifs aux marchandises diverses tendent à être exagérés, et les données concernant les marchandises individuelles peuvent être quelque peu sous-estimées. Enfin, on sait que la réponse à l'enquête est incomplète.

Nous cherchons des solutions à ces problèmes et aux autres problèmes qui peuvent se poser. Au fur et à mesure que des améliorations se réaliseront, nous en indiquerons ici l'effet sur les renseignements publiés.

Source

Les statistiques sur la navigation sont établies d'après les données fournies par les exploitants ou les agents des navires qui entrent dans les ports canadiens ou qui en sortent. Aucune déclaration n'est requise des navires militaires, des bateaux de pêche, ni des embarcations jaugeant moins de quinze tonnes nettes. Les douaniers agissent à titre d'agents de Statistique Canada pour recueillir les formules aux ports douaniers; les déclarations pour les ports non douaniers sont acheminées au bureau douanier le plus proche. Les données d'exploitation sont recueillies pour les navires faisant escale aux ports côtiers et des Grands Lacs, mais certaines régions, comme le lac Winnipeg et le fleuve MacKenzie ne sont pas comprises dans le champ de l'enquête.

Traitement des données

Seules les données qui se rapportent aux navires effectuant le transport d'un port à l'autre, de marchandises et de passagers payants, sont indiquées ici; on n'a pas tenu compte des mouvements dont le lieu de départ et d'arrivée est le même port.

The term "international seaborne shipping" is used for vessels classed as being in foreign service, that is when (1) the vessel arrives from or departs for a foreign port; or (2) cargo is loaded for or unloaded from a foreign port; or (3) the registry of the vessel is other than Canadian or British Commonwealth (even though the vessel may have sailed between two Canadian ports).

A vessel is classed as being in coasting service if (1) it is of Canadian or British Commonwealth registry, sails between two Canadian ports, and loads or unloads no foreign freight; or if (2) it is of foreign registry, but is granted a waiver to engage in coasting service.

Beginning the count of vessel arrivals and departures on January 1 and ending it on December 31 can cause a disparity in the total number arrived and departed. Vessels entering a port at the end of a year and clearing it the following January would only be counted as an arrival or departure for that year when the movement occurred. In addition, an entry into a port can be an international voyage, whereas the departure can be in coasting service; the reverse situation also applies.

A vessel is considered arriving or departing "in ballast" if cargo is neither loaded nor unloaded at a port, regardless of the amount of in transit cargo that may be on board at the time.

The term "general cargo" in this publication refers only to commodities which were not specifically identified in shipping reports; it is not intended to indicate any distinction between bulk and other commodities.

Transshipments of cargoes, which are cargoes coming into a Canadian port en route to a port in a foreign country by water, are reflected in port totals. For example, cargoes unloaded from one vessel at Vancouver and re-loaded onto another vessel are recorded as a loading and unloading at that port.

For international trade, the published loadings and unloadings do not represent the exports and imports at a particular port because they include transhipped cargoes. (This term should not be confused with "goods-in-transit", goods neither loaded nor unloaded and therefore not recorded as a shipment.)

The letters "n.e.s." found in the commodity listing mean "not elsewhere specified".

Some ports frequently engage in "lightering"; in cases where cargo is loaded or unloaded in the harbour rather than at a dock or wharf, the tonnage is included with the port totals. Where transshipments are made

L'expression "navigation maritime internationale" englobe trois catégories de bâtiments ou de cargaisons: (1) les navires en provenance ou à destination d'un port étranger, (2) les cargaisons embarquées ou débarquées qui sont destinées à des pays étrangers ou qui en proviennent, (3) les navires immatriculés ailleurs qu'au Canada ou que dans un pays du Commonwealth (même si le navire a navigué entre deux ports canadiens).

La "navigation nationale" englobe: (1) les navires immatriculés au Canada ou dans un pays du Commonwealth qui naviguent entre deux ports canadiens sans embarquer ni débarquer de fret étranger; et (2) les navires immatriculés ailleurs, mais qui détiennent un permis de cabotage.

Le fait que la période de référence est l'année civile peut aussi expliquer les différences existant parfois entre le nombre total de navires entrés et le nombre total de navires sortis. Les navires qui entrent dans un port à la fin de l'année et qui n'en sortent qu'en janvier de l'année suivante ne sont comptés que comme une entrée ou une sortie pour l'année durant laquelle le mouvement s'est produit. De plus, l'arrivée et le départ d'un navire peuvent très bien entrer, la première, dans la catégorie de la "navigation internationale" et, le second, dans celle de la "navigation nationale", ou vice versa.

Un navire est considéré entré ou sorti, "sur lest" si la cargaison n'est ni embarquée ni débarquée à un port, nonobstant la quantité de marchandises en transit qui se trouve à bord.

L'expression "marchandises diverses" s'applique, dans la présente publication, uniquement aux marchandises qu'on n'a pas dénommées avec précision dans les questionnaires; on ne fait pas de distinction entre les marchandises en vrac et les autres marchandises.

Les totaux portuaires comprennent les marchandises transportées, c'est-à-dire les marchandises qui arrivent à un port canadien et qui sont destinées vers un port étranger. Les produits déchargés d'un bateau à Vancouver, par exemple, et rechargés à bord d'un autre navire figurent comme chargements et déchargements à ce port.

Pour le commerce international, les données publiées ne représentent pas les exportations et les importations parce qu'elles comprennent les marchandises transbordées. (On ne doit pas confondre ce terme avec marchandises en transit qui ne sont ni chargées ni déchargées et par ce fait même ne sont pas rapportées.)

Les lettres "n.d.a." dans la liste des marchandises signifient "non dénommé ailleurs".

Dans certains ports, les marchandises sont fréquemment embarquées ou débarquées "par allège" plutôt qu'à un dock ou un quai; le tonnage est alors compris dans le tonnage total du port. Dans le cas de transbordements à

outside a harbour, or at midstream, the cargo handled is treated as a loading or unloading at the nearest port. Ports which have handled lightered commodities include Botwood, Goose Bay, Charlottetown, Bathurst, Campbellton, Chatham, Rimouski, Chicoutimi, Trois-Rivières, Varennes, and Rivière-du-Loup.

All volume data are presented in tons of 2,000 pounds.

Appendix A lists the Canadian ports for which shipping data are tabulated separately, and is derived from the names assigned to the areas of loading or unloading by the respondents. Appendix B consists of a commodity list, based on the *Standard Commodity Classification Manual* published by Statistics Canada, into which all cargo types are grouped; reference to this appendix will enable users to obtain a complete description of those commodities whose names have been necessarily abbreviated in the tables.

STATISTICAL ANALYSIS

International traffic at Canadian ports recorded a slight decrease of 669,841 tons from 1974 when 183,896,574 tons of cargo were handled. The provinces which showed increases in loadings and unloadings this year were: Prince Edward Island (125.1%), New Brunswick (11.7%), Ontario (15.8%), Manitoba (6.4%), and the Northwest Territories (9.5%). Cargo tonnages handled in Newfoundland, Nova Scotia, Quebec and British Columbia decreased by 16.9%, 12.9%, .5% and 6.4%, respectively.

The number of vessels discharging and loading international cargo amounted to 16,999, a reduction of 806 vessels from the previous year. The total number of vessels arriving and departing in international shipping was 40,522 and totalled 231,354,278 registered net tonnage. Although the number of vessel decreased by 4.5% from 1974, the registered net tonnage of these vessels increased 1.8%. It resulted in an average registered net tonnage of 5,709 tons in 1975.

Cargoes loaded in Newfoundland for foreign ports decreased by 700,506 tons or 20.5% from the 1974 figure of 3,414,880 tons. The major factor contributing to the decrease was the reduced production at the Come-by-Chance refinery where during 1974, 2,142,657 tons of crude petroleum and petroleum products were loaded as compared to this year's figure

l'extérieur d'un port, ou au milieu du courant, l'embarquement ou le débarquement est compté pour le port le plus proche. Les ports de Botwood, Goose Bay, Charlottetown, Bathurst, Campbellton, Chatham, Rimouski, Chicoutimi, Trois-Rivières, Varennes et Rivière-du-Loup ont procédé à l'embarquement et au débarquement de marchandises "par allège".

Toutes les données pondérales sont présentées en tonnes de 2,000 livres.

L'appendice A comprend la liste des ports canadiens pour lesquels on calcule séparément les statistiques sur la navigation. Cette liste est établie en fonction des zones d'embarquement et de débarquement indiquées par les déclarants. L'appendice B présente la liste des marchandises, basée sur le *Standard Commodity Classification Manual* publié par Statistique Canada et dans lequel sont énumérés tous les genres de marchandises; les utilisateurs désireux de connaître la description complète des marchandises, qu'il nous a fallu nécessairement abrégé dans les tableaux, feraient bien de consulter cette liste.

ANALYSE STATISTIQUE

Les marchandises manutentionnées dans les ports canadiens, à destination ou en provenance de pays étrangers, ont subi une baisse légère de 669,841 tonnes par rapport aux 183,896,574 tonnes manutentionnées en 1974. Les provinces suivantes ont enregistré une hausse au titre de ces marchandises cette année: l'Île-du-Prince-Édouard (125.1%), le Nouveau-Brunswick (11.7%), l'Ontario (15.8%), le Manitoba (6.4%) et les Territoires du Nord-Ouest (9.5%). Le tonnage des marchandises manutentionnées à Terre-Neuve, en Nouvelle-Écosse, au Québec et en Colombie-Britannique a accusé, respectivement, une baisse de 16.9%, 12.9%, 0.5% et 6.4%.

Le nombre de navires effectuant des chargements et des déchargements internationaux est passé à 16,999, une diminution de 806 navires par rapport à l'année dernière. Le nombre total de navires à destination ou en provenance de pays étrangers (40,522) a fléchi de 4.5% par rapport à 1974. Le tonnage net de jauge enregistré de ces navires a toutefois augmenté de 1.8%, s'établissant à 231,354,278 tonnes. La moyenne du tonnage net de jauge enregistré est donc passée à 5,709 tonnes en 1975.

Les chargements faits à Terre-Neuve à destination des ports étrangers ont diminué de 700,506 tonnes ou 20.5% par rapport à 1974 (3,414,880 tonnes). Cette diminution est imputable surtout à la baisse de production enregistrée à la raffinerie de Come-by-Chance, où les chargements de pétrole brut et de produits pétroliers sont passés de 2,142,657 tonnes en 1974 à 1,572,237 tonnes

of 1,572,237 tons. Unloading of international cargo at Newfoundland ports also decreased during 1975 to 4,067,476 tons. Corner Brook, Holyrood, Long Harbour and St. John's contributed to the overall decrease in tonnage from 1974, recording reductions of 74.0%, 56.8%, 55.6% and 64.1% respectively.

Prince Edward Island ports handled a total of 66,105 tons of international cargo, almost tripling the tonnage handled in 1974. Loadings of potatoes and pulpwood were mainly responsible for the 54,057 tons loaded in 1975. International cargo unloadings from foreign ports showed an increase of 86.3% over the 1974 figure of 6,468 tons. The unloading of 10,800 tons and 1,248 tons of fertilizer at Charlottetown and Summerside respectively, made up the total foreign cargo discharged in Prince Edward Island.

The province of Nova Scotia recorded a decline in tonnage handled; dropping 12.9% from the 1974 tonnage to a total of 16,807,546 tons this year. Loadings amounted to 6,938,393 tons, a 21.9% decrease from last year. Some of the ports that contributed towards the overall decrease in tonnage loaded for foreign ports were: Halifax 14.6% (3,284,274 tons in 1975 compared to 3,848,212 tons in 1974), Little Narrows 47.9% (357,710 tons compared to 686,408 tons), Liverpool 25.8% (84,888 tons compared to 114,470 tons) and Port Hawkesbury 35.0% (1,492,406 tons compared to 2,294,300 tons). One note of interest is the loading of bituminous coal at Sydney; 377,505 tons were loaded compared to 26,088 tons in 1974. Unloadings of foreign cargo fell to 9,869,153 tons from the 1974 figure of 10,408,607 tons. This 5.2% decrease was partly due to a decline in cargo unloadings at the following ports: Halifax 6.0% (5,495,901 tons in 1975 compared to 5,845,624 tons in 1974) and Port Hawkesbury 4.4% (4,057,152 tons compared to 4,243,563 tons).

International shipping at New Brunswick ports amounted to 10,225,520 tons, which is an increase of 1,071,681 tons from the previous year. Loadings of international cargo dropped slightly to 2,937,593 tons in 1975 from 2,957,999 tons loaded in 1974. Foreign cargoes discharged at New Brunswick ports amounted to 7,287,927 tons, which is an increase of 17.6% over the 6,195,840 tons unloaded during 1974. The port of Saint John proved to be most significant with loadings of 2,101,253 tons and unloadings of 6,765,521 tons; it represented increases of 9.5% and 18.7% respectively when compared to the previous year.

The Quebec ports handled 72,743,024 tons of cargo in international shipping during 1975, a slight decrease of .5% from 1974. An increase in exports bolstered loadings by 2.7%, however, unloadings declined by 9.5%. Major increases in tonnages handled were reported at Baie Comeau 51.9% (4,665,798 tons in

en 1975. Les déchargements internationaux aux ports de Terre-Neuve ont également diminué en 1975, pour atteindre 4,067,476 tonnes. Corner Brook, Holyrood, Long Harbour et Saint-Jean ont contribué à la diminution globale du tonnage par rapport à 1974, inscrivant respectivement des baisses de 74.0 %, 56.8 %, 55.6 % et 64.1 %.

Les marchandises manutentionnées aux ports de l'Île-du-Prince-Édouard dans le cadre du commerce international ont presque triplé par rapport à l'année dernière, atteignant le total de 66,105 tonnes. Des 54,057 tonnes chargées en 1975, une large part provient des chargements de pomme de terre et de bois à pâte. Les déchargements en provenance des ports étrangers ont marqué une hausse de 86.3 % sur ceux de l'année précédente (6,468 tonnes). Cette hausse est entièrement imputable au déchargement de 10,800 tonnes d'engrais chimique à Charlottetown et de 1,248 tonnes d'engrais à Summerside.

La province de Nouvelle-Écosse a signalé un nouveau fléchissement des marchandises manutentionnées; elles ont diminué de 12.9 % par rapport à 1974 pour s'établir à 16,807,546 tonnes cette année. Les chargements sont passés à 6,938,393 tonnes, une baisse de 21.9 %. Quelques-uns des ports qui ont contribué à la diminution globale des marchandises chargées à destination des ports étrangers sont: Halifax 14.6 % (3,284,274 tonnes en 1975 contre 3,848,212 tonnes en 1974), Little Narrows 47.9 % (357,710 tonnes contre 686,408 tonnes), Liverpool 25.8 % (84,888 tonnes contre 114,470 tonnes) et Port Hawkesbury 35.0 % (1,492,406 tonnes contre 2,294,300 tonnes). Il convient de noter le chargement de 377,505 tonnes de charbon bitumineux à Sydney, contre les 26,088 tonnes chargées en 1974. Les déchargements internationaux sont passés de 10,408,607 tonnes en 1974 à 9,869,153 tonnes en 1975. Cette baisse de 5.2 % s'explique en partie par la diminution des déchargements aux ports suivants: Halifax 6.0 % (5,495,901 tonnes en 1975 contre 5,845,624 tonnes en 1974) et Port Hawkesbury 4.4 % (4,057,152 tonnes contre 4,243,563 tonnes).

Au chapitre du trafic international, les ports du Nouveau-Brunswick ont inscrit une hausse de 1,071,681 tonnes par rapport à 1974, totalisant 10,225,520 tonnes cette année. Les chargements internationaux ont accusé un faible ralentissement, passant de 2,957,999 tonnes en 1974 à 2,937,593 tonnes en 1975. Les marchandises en provenance de pays étrangers déchargées dans les ports du Nouveau-Brunswick sont passées à 7,287,927 tonnes, une augmentation de 17.6 % sur les 6,195,840 tonnes déchargées en 1974. Le port de Saint-Jean s'est avéré le plus important, chargeant 2,101,253 tonnes et déchargeant 6,765,521 tonnes, ce qui représente des augmentations respectives de 9.5 % et de 18.7 % par rapport à l'année dernière.

Dans le cadre de la navigation internationale, les ports du Québec ont manutentionné 72,743,024 tonnes de marchandises en 1975, un léger fléchissement de 0.5 % par rapport à 1974. Bien que les chargements se soient accrus de 2.7 %, augmentant les exportations, les déchargements ont diminué de 9.5 %. Les ports suivants ont signalé

1975 compared to 3,072,519 tons in 1974), Port Cartier 9.3% (14,964,081 tons compared to 13,694,073 tons), Sept-Iles 2.9% (24,089,090 tons compared to 23,405,297 tons) and Sorel 25.9% (3,195,130 tons compared to 2,538,377 tons). Havre-St.-Pierre, Montréal, Contrecoeur, Port-Alfred, Québec and Pointe-Noire recorded decreases of 51.3%, 10.7%, 4.5%, 17.9%, 15.3% and 28.7% respectively.

Ontario ports recorded an increase of 15.8% in international cargo handled, up 5,053,706 tons from the 31,997,682 tons loaded and unloaded in 1974. Some of the ports reporting increases and the commodities affecting the increases were: Goderich 38.9% (loadings of salt increased 72.2%), Hamilton 54.7% (unloadings of bituminous coal were up 43.7% and unloadings of iron ore doubled compared to 1974), Nanticoke over 100% (unloadings of bituminous coal increased), Sarnia 21.7% (unloadings of limestone increased 62.3%), Sault-Ste-Marie 32.0% (unloadings of iron ore more than doubled and reached 1,373,510 tons), Sombra increased over 100% (unloadings of limestone increased by 88.8%) and Toronto 12.3% (unloadings of raw sugar increased to 187,758 tons compared to 90,899 tons in 1974; soya beans increased to 288,573 tons compared to 248,674 tons; gasoline and fuel oil reached 116,847 tons compared to 33,194 tons). It should be noted that the overall increase in tonnage handled at Ontario ports for bituminous coal was 28.2% and limestone 17.8%.

The following ports showed a decline in international shipping in 1975; Cardinal 28.9% (102,478 tons in 1975 compared to 144,205 tons in 1974), Courtright 23.6% (118,808 tons compared to 155,546 tons), Little Current 38.8% (488,219 tons compared to 798,006 tons), Michipicoten Harbour 66.1% (177,869 tons compared to 525,391 tons), Picton 23.4% (707,383 tons compared to 923,586 tons), Port Colborne 17.7% (1,334,170 tons compared to 1,621,925 tons), Thunder Bay 27.4% (3,247,200 tons compared to 4,471,849 tons) and Windsor 38.9% (1,083,206 tons compared to 1,772,847 tons).

In Manitoba international tonnage handled during 1975 reached 689,701 tons, up 6.4% from the 648,336 tons in 1974. The port of Churchill shipped 545,041 tons of barley and 99,406 tons of sulphur to foreign ports which made up most of the tonnage loaded.

British Columbia's ports registered a further decrease during 1975 of 6.4% from the 1974 figure of 41,503,896 tons. Almost all ports reported a decline in tonnage. Some of the ports that did register increases were: Roberts Bank 13.5% (10,591,348 tons in 1975), Sooke 5.3% (338,656 tons), Tasu 0.2% (1,055,324

des hausses importantes: Baie Comeau 51.9% (4,665,798 tonnes en 1975 contre 3,072,519 tonnes en 1974), Port-Cartier 9.3% (14,964,081 tonnes contre 13,694,073 tonnes), Sept-Iles 2.9% (24,089,090 tonnes contre 23,405,297 tonnes) et Sorel 25.9% (3,195,130 tonnes contre 2,538,377 tonnes). Havre-St.-Pierre, Montréal, Contrecoeur, Port-Alfred, Québec et Pointe-Noire ont respectivement enregistré des baisses de 51.3%, 10.7%, 4.5%, 17.9%, 15.3% et 28.7%.

Les ports de l'Ontario ont inscrit une augmentation de 5,053,706 tonnes (15.8%) au chapitre des marchandises manutentionnées dans le cadre du commerce international, par rapport aux 31,997,682 tonnes chargées et déchargées en 1974. Voici une liste partielle des ports ayant signalé une hausse et des produits qui sont intervenus dans cette dernière: Goderich 38.9% (chargements de sel en hausse de 72.2%), Hamilton 54.7% (déchargements de charbon bitumineux en hausse de 43.7% et déchargements de minerai de fer doublés par rapport à 1974), Nanticoke - plus 100% (déchargements de charbon bitumineux ont atteint tonnes), Sarnia 21.7% (déchargements de calcaire en hausse de 62.3%), Sault-Ste-Marie 32.0% (déchargements de minerai de fer ont plus que doublés et ont atteint 1,373,510 tonnes), Sombra - plus de 100% (déchargements de calcaire en hausse de 88.8%) et Toronto 12.3% (déchargements de sucre brut ont atteint 187,758 tonnes contre 90,899 tonnes en 1974); tandis que pour les marchandises, la graine de soya a atteint 288,573 tonnes contre 248,674 tonnes en 1974; l'essence et le mazout ont atteint 116,847 tonnes contre 33,194 tonnes l'année précédente). Il est à noter que l'augmentation globale du tonnage de charbon bitumineux était de 28.2% et l'augmentation de calcaire de 17.8%.

Les ports suivants ont enregistré une baisse au chapitre de la navigation internationale en 1975: Cardinal 28.9% (102,478 tonnes en 1975 contre 144,205 tonnes en 1974), Courtright 23.6% (118,808 tonnes contre 155,546 tonnes), Little Current 38.8% (488,219 tonnes contre 798,006 tonnes), Michipicoten Harbour 66.1% (177,869 tonnes contre 525,391 tonnes), Picton 23.4% (707,383 tonnes contre 923,586 tonnes), Port Colborne 17.7% (1,334,170 tonnes contre 1,621,925 tonnes), Thunder Bay 27.4% (3,247,200 tonnes contre 4,471,849 tonnes) et Windsor 38.9% (1,083,206 tonnes contre 1,772,847 tonnes).

Au Manitoba, les marchandises manutentionnées dans le cadre de la navigation internationale sont passées de 648,336 tonnes en 1974 à 689,701 tonnes en 1975, une augmentation de 6.4%. La part la plus considérable des chargements revient à Churchill, qui a expédié 545,041 tonnes d'orge et 99,406 tonnes de soufre aux ports étrangers.

Les ports de la Colombie-Britannique ont enregistré une nouvelle baisse de 6.4% en 1975 par rapport au chiffre de 41,503,896 tonnes inscrit en 1974. Ils ont presque tous signalé un fléchissement au chapitre du tonnage. Voici quelques-uns des ports où l'on a observé une progression du trafic: Roberts Bank 13.5% (10,591,348 tonnes),

tons), Texada 49.3% (323,570 tons), Marble Bay 56.9% (93,844 tons), Squamish 22.6% (122,602 tons) and Vananda 40.1% (297,450 tons). For the ports recording a reduction in international cargo this year, the decreases ranged from a loss of 1.9% at Port Mellon (49,866 tons in 1975 compared to 50,843 tons in 1974) to a high of 95.8% at Cowichan Bay (1,336 tons in 1975 compared to 31,934 tons in 1974). Other ports showing decreases of 50% and more were: Britannia Beach 84.9% (10,066 tons during 1975 compared to 66,609 tons in 1974), Campbell River 58.4% (296,010 tons compared to 712,207 tons), Chemainus 53.6% (169,991 tons compared to 366,336 tons) Rupert Inlet 60.2% (66,929 tons compared to 168,269 tons), Quatsino 74.0% (38,328 tons compared to 147,673 tons) and Tahsis 53.5% (84,814 tons compared to 182,512 tons). Reduced shipments of timber and timber products, and copper ore were largely responsible for the decline. Decreased tonnages of imported fuel oil were also a marked factor. The tonnage of cargo handled at the port of Vancouver (excluding Roberts Bank) decreased to 19,037,484 tons during 1975 from 19,525,552 tons in 1974.

Cargo loaded and unloaded in international shipping at Great Lakes ports to and from foreign countries via the St. Lawrence Seaway increased by 3.2% from 2,646,180 tons in 1974 to 2,732,100 tons in 1975. Tonnage of cargoes shipped decreased slightly while cargoes received increased by 128,474 tons to 1,089,108 tons during 1975. The number of vessels arriving and departing with foreign cargoes amounted to 670, an increase of 21.8% over last year's 550 vessels. The average net tonnage of these vessels during 1975 was 4,850 which is the same tonnage as in 1974.

Sooke 5.3 % (338,656 tonnes), Tasu 0.2 % (1,055,324 tonnes), Texada 49.3 % (323,570 tonnes), Marble Bay 56.9 % (93,844 tonnes), Squamish 22.6 % (122,602 tonnes) et Vananda 40.1 % (297,450 tonnes). Les baisses signalées dans le trafic international ont varié de 1.9 % à Port Mellon (49,866 tonnes en 1975 contre 50,843 en 1974) jusqu'à 95.8 % à Cowichan Bay (1,336 tonnes en 1975 contre 31,934 tonnes en 1974). Les autres ports ayant inscrit des baisses d'au moins 50 % sont: Britannia Beach 84.9 % (10,066 tonnes en 1975 contre 66,609 en 1974), Campbell River 58.4 % (296,010 tonnes contre 712,207 tonnes), Chemainus 53.6 % (169,991 tonnes contre 366,336 tonnes), Rupert Inlet 60.2 % (66,929 tonnes contre 168,269 tonnes), Quatsino 74.0 % (38,328 tonnes contre 147,673 tonnes) et Tahsis 53.5 % (84,814 tonnes contre 182,512 tonnes). Le fléchissement est surtout imputable à la réduction des expéditions de bois de charpente et ses produits ainsi que de minerai de cuivre. Est également intervenue la diminution du volume de mazout importé. Le tonnage des marchandises manutentionnés au port de Vancouver (excluant Roberts Bank) a baissé à 19,037,484 tonnes en 1975 comparativement à 19,525,552 tonnes en 1974.

Les marchandises internationales chargées et déchargées dans les ports des Grands Lacs, à destination ou en provenance de pays étrangers via la Voie maritime du Saint-Laurent, ont marqué une hausse de 3.2 %, passant de 2,646,180 tonnes en 1974 à 2,732,100 tonnes en 1975. Le volume des marchandises expédiées a quelque peu fléchi alors que celui des marchandises reçues est passé à 1,089,108 tonnes en 1975, une augmentation de 128,474 tonnes. Le nombre de navires à destination ou en provenance de pays étrangers s'est fixé à 670, une hausse de 21.8 % par rapport au 550 navires inscrits l'an dernier. Ces navires ont enregistré, en moyenne, un tonnage net de jauge de 4,850 en 1975, soit la même moyenne de tonnage qu'en 1974.

TABLE 6. CARGOES HANDLED AT CANADIAN PORTS, TO AND FROM FOREIGN COUNTRIES IN 1975

TABLEAU 6. MARCHANDISES MANUTENTIONNEES DANS LES PORTS CANADIENS, A DESTINATION OU EN PROVENANCE DE PAYS ETRANGERS EN 1975

PORT PORT	COMMODITY	TONS LOADED TONNES CHARGÉES	TONS UNLOADED TONNES DÉCHARGÉES	TOTAL TOTAL	MARCHANDISES	
NEWFOUNDLAND / TERRE-NEUVE						
ARGENTIA	FISH, FRESH OR FROZEN	160		160	POISSON, FRAIS OU CONG.	
	FISH, SALTED OR CURED	18		18	POISSON, SALE OU FUME	
	DAIRY PROD. EGGS, HONEY		4	4	PROD. LAIT., OEUFS, MIEL	
	DRIED FRUITS		61	61	FRUITS SECS	
	SUGAR PREPARATIONS		9	9	PREP. A BASE DE SUCRE	
	MISC. FOOD PREP. NES	1		1	DIV. PREP. ALIM. NDA	
	NON-ALCOHOLIC BEVERAGE	13		13	BOISSONS NON-ALCOOLIQ.	
	WINES		19	19	VINS	
	DIST. ALCOHOLIC BEV.		1	1	BOISS. ALCOOL. DIST.	
	TOBACCO NES		4	4	TABACS NDA	
	FISH, MARINE ANIMAL OIL	120		120	HUIL. DE POISSON, AN. MAR	
	PIPFs, TUBES: IRON, STEEL		8	8	TUYAUX, TUBES: FER, ACIER	
	METAL FAB. BASIC PROD.	6	2	8	OUVR. DE BASE EN METAL	
	GLASS BASIC PRODUCTS		4	4	OUVR. DE BASE EN VERRE	
	NON-MET. MIN. BASIC PROD		51	51	PROD. MIN. NON-MET. BASE	
	MACHINERY NES		71	71	MACHINES NDA	
	TRUCKS AND CHASSIS	10		10	CAMIONS ET CHASSIS	
	ROAD MOTOR VEH. NES	18		18	VEH. AUTOM. ROUTIERS NDA	
	RUBBER TIRES AND TUBES		3	3	PNEUS, CHAMBRES A AIR	
	EQUIPMENT MISC.	18	100	118	MATERIEL DIVERS	
	PERSONAL, HOUSEHOLD GOODS		15	15	ART. PERS. ET MENAGERS	
	CONTAINERS, CLOSURES	19	34	53	CONTENEURS, FERMETURES	
	MISC. END PRODUCTS NES		2	2	PRODUITS FINIS DIV. NDA	
	GENERAL CARGO	2	6	8	MARCHANDISES DIVERSES	
	PORT TOTAL	385 *	394 *	779 *	TOTAL DU PORT	
	BAIE VERTE	ASBESTOS	13,365		13,365	AMIANTE
		PORT TOTAL	13,365 *	*	13,365 *	TOTAL DU PORT
BAY ROBERTS	SALT		2,000	2,000	SEL	
	PORT TOTAL	*	2,000 *	2,000 *	TOTAL DU PORT	
BOTWOOD	COPPER ORE AND CONC.	8,483		8,483	MINERAI, CONC. CUIVRE	
	LEAD ORE AND CONC.	18,143		18,143	MINERAI, CONC. DE PLOMB	
	ZINC ORE AND CONC.	33,125		33,125	MINERAI, CONC. DE ZINC	
	NEWSPRINT PAPER	206,532		206,532	PAPIER JOURNAL	
	INORGANIC CHEMS. NES		10,582	10,582	PROD. CHIM. INORG. NDA	
	FUEL OIL		49,867	49,867	MAZOUT	
	PORT TOTAL	266,283 *	60,449 *	326,732 *	TOTAL DU PORT	
BURTON	FISH, FRESH OR FROZEN	51		51	POISSON, FRAIS OU CONG.	
	SHELL FISH, NES	10		10	MOLLUSQUES CRUST., NDA	
	DAIRY PROD. EGGS, HONEY	3		3	PROD. LAIT., OEUFS, MIEL	
	MISC. FOOD PREP. NES	1		1	DIV. PREP. ALIM. NDA	
	WASTE AND SCRAP NES	3,192		3,192	DECHETS ET REBUTS NDA	
	LUBRICATING OIL, GREASE	1		1	HUILE, GRAISSE LUBRIF.	
	STRUCTURAL SHAPES		714	714	PROFILES DE CONSTRUCT.	
	EQUIPMENT MISC.		4	4	MATERIEL DIVERS	
	PORT TOTAL	3,258 *	718 *	3,976 *	TOTAL DU PORT	
	BURGED	FISH, FRESH OR FROZEN	604		604	POISSON, FRAIS OU CONG.
PORT TOTAL		604 *	*	604 *	TOTAL DU PORT	
CATALINA	CONTAINERS, CLOSURES		25	25	CONTENEURS, FERMETURES	
	PORT TOTAL	*	25 *	25 *	TOTAL DU PORT	
CLARENVILLE	BOLTS, ROUND TIMBER		12,896	12,896	BILLOTS, BOIS RONDS	
	ASPHALTS, ROAD OILS		7,728	7,728	ASPHALTE, BITUME LIQD.	
	PORT TOTAL	*	20,624 *	20,624 *	TOTAL DU PORT	
CORNER BROOK	WASTE AND SCRAP NES		111	111	DECHETS ET REBUTS NDA	
	NEWSPRINT PAPER	213,254		213,254	PAPIER JOURNAL	
	INORGANIC CHEMS. NES		25,374	25,374	PROD. CHIM. INORG. NDA	
	EQUIPMENT MISC.		4	4	MATERIEL DIVERS	
	CONTAINERS, CLOSURES		1,310	1,310	CONTENEURS, FERMETURES	
PORT TOTAL	213,254 *	26,799 *	240,053 *	TOTAL DU PORT		
COME-BY-CHANCE	CRUDE PETROLEUM		3,397,054	3,397,054	PETROLE BRUT	
	GASOLINE	144,570		144,570	ESSENCE	
	FUEL OIL	1,380,922		1,380,922	MAZOUT	
	PETROL. COAL PROD. NES	46,745		46,745	DERIVE PETR. CHARB. NDA	
	PORT TOTAL	1,572,237 *	3,397,054 *	4,969,291 *	TOTAL DU PORT	
FORTUNE	LIVE ANIMALS, NES	9		9	ANIMAUX VIVANTS, NDA	
	FISH, FRESH OR FROZEN	566		566	POISSON, FRAIS OU CONG.	
	LOBSTER	2		2	HOMARD	
	DAIRY PROD. EGGS, HONEY	27		27	PROD. LAIT., OEUFS, MIEL	
	FRESH FRUITS, BERRIES	21		21	FRUITS, BAIES FRAIS	
	POTATOES	43		43	POMMES DE TERRE	
	VEGETABLES, FRESH	24		24	LEGUMES, FRAIS	
	MISC. FOOD PREP. NES	3		3	DIV. PREP. ALIM. NDA	

TABLE 6. CARGOES HANDLED AT CANADIAN PORTS, TO AND FROM FOREIGN COUNTRIES IN 1975

TABLEAU 6. MARCHANDISES MANUTENTIONNEES DANS LES PORTS CANADIENS, A DESTINATION OU EN PROVENANCE DE PAYS ETRANGERS EN 1975

PORT PORT	COMMODITY	TONS LOADED TONNES CHARGÉES	TONS UNLOADED TONNES DÉCHARGÉES	TOTAL TOTAL	MARCHANDISES
FORTUNE (CONTD. - SUITE)	CONC. COMPLETE FEEDS	3		3	CONC., PROV. COMPLETES
	NON-ALCOHOLIC BEVERAGE	183		183	BOISSONS NON-ALCOOLIQ.
	BOLTS, ROUND TIMBER	1		1	BILLOTS, BOIS ROND
	LUMBER AND TIMBER	10		10	BOIS D'OEUVRE ET CHARP.
	SHINGLES AND SHAKES	3		3	BARDEAUX, BARD. FACADE
	SAWMILL PRODUCTS NES	1		1	SCIAGES NDA
	BLOG. PAPER AND BOARD	2		2	PLAQ. CONSTR., PAP/CART.
	EXPLOS., FUSES, CAPS	6		6	EXPLOS., AMORCES, DET.
	PLASTIC MATERIALS	2		2	MATIERES PLASTIQUES
	CHEM. SPECIALTIES NES	1		1	PROD. CHIM. SPECIAUX NDA
	LUBRICATING OIL, GREASE	2		2	HUILE, GRAISSE LUBRIF.
	STRUCTURAL SHAPES	2	338	340	PROFILES DE CONSTRUCT.
	METAL FAB. BASIC PROD.	3		3	OUVR. DE BASE EN METAL
	CEMENT	79		79	CEMENT
	TRACTORS	4		4	TRACTEURS
	MACHINERY NES	8	1	9	MACHINES NDA
	RUBBER TIRES AND TUBES	1		1	PNEUS, CHAMBRES A AIR
	EQUIPMENT MISC.	4	1	5	MATERIEL DIVERS
	CONTAINERS, CLOSURES		2	2	CONTENEURS, FERMETURES
	GENERAL CARGO	44		44	MARCHANDISES DIVERSES
PORT TOTAL	1,054 *	342 *	1,396 *	TOTAL DU PORT	
GRAND BANK	FISH, FRESH OR FROZEN	615		615	POISSON, FRAIS OU CONG.
	LUMBER AND TIMBER	48		48	BOIS D'OEUVRE ET CHARP.
	WOOD FAB. MATERIALS		5	5	DEMI-PRODUITS EN BOIS
	FISH, MARINE ANIMAL OIL	100		100	HUIL. DE POISSON, AN. MAR
	CONTAINERS, CLOSURES		3	3	CONTENEURS, FERMETURES
PORT TOTAL	763 *	8 *	771 *	TOTAL DU PORT	
HARBOUR BRETON	FISH, FRESH OR FROZEN	1,116		1,116	POISSON, FRAIS OU CONG.
	FISH, SALTED OR CURED	473		473	POISSON, SALE OU FUME
	FISH, MARINE ANIMAL OIL	323		323	HUIL. DE POISSON, AN. MAR
	PORT TOTAL	1,912 *	*	1,912 *	TOTAL DU PORT
HARBOUR GRACE	FISH, FRESH OR FROZEN	1,847		1,847	POISSON, FRAIS OU CONG.
	SHELL FISH, NES	600	150	750	MOLLUSQUES CRUST., NDA
	FROZEN FRUITS, BERRIES	209		209	FRUITS, BAIES CONGÉLÉS
	FEEDS OF ANIMAL ORIGIN	240		240	PROD. D'ORIGINE ANIMALE
	FISH, MARINE ANIMAL OIL	174		174	HUIL. DE POISSON, AN. MAR
PORT TOTAL	3,070 *	150 *	3,220 *	TOTAL DU PORT	
RAMEA	FISH, FRESH OR FROZEN	989		989	POISSON, FRAIS OU CONG.
	PORT TOTAL	989 *	*	989 *	TOTAL DU PORT
HOLYROOD	CRUDE PETROLEUM		345,385	345,385	PETROLE BRUT
	GASOLINE	62		62	ESSENCE
	FUEL OIL	25,621		25,621	MAZOUT
	PORT TOTAL	25,683 *	345,385 *	371,068 *	TOTAL DU PORT
LONG POINT	CRUDE NON-MET. MIN. NES	29,000		29,000	MIN. NON-MET. BRUTS NDA
	PORT TOTAL	29,000 *	*	29,000 *	TOTAL DU PORT
MARYSTOWN	CEREALS MILLED, NES		22	22	CEREALES MOULUES, NDA
	PAPER NES		9	9	PAPIER NDA
	MACHINERY NES	14	82	96	MACHINES NDA
	CONTAINERS, CLOSURES		15	15	CONTENEURS, FERMETURES
	MISC. END PRODUCTS NES		33	33	PRODUITS FINIS DIV. NDA
	PORT TOTAL	14 *	161 *	175 *	TOTAL DU PORT
PORT AUX BASQUES	FISH, FRESH OR FROZEN	265		265	POISSON, FRAIS OU CONG.
	FISH, SALTED OR CURED	552		552	POISSON, SALE OU FUME
	CONTAINERS, CLOSURES		200	200	CONTENEURS, FERMETURES
	PORT TOTAL	817 *	200 *	1,017 *	TOTAL DU PORT
LONG HARBOUR	PHOSPHATE ROCK		186,903	186,903	ROCHE PHOSPHATEE
	INORGANIC CHEMS. NES	10,813		10,813	PROD. CHIM. INORG. NDA
	COKE		7,986	7,986	COKE
	NON-MET. MIN. BASIC PROD	1,487	139	1,626	PROD. MIN. NON-MET. BASE
	MACHINERY NES		3	3	MACHINES NDA
	PERSONAL, HOUSEHOLD GOODS		7	7	ART. PERS. ET MENAGERS
	PORT TOTAL	12,300 *	195,038 *	207,338 *	TOTAL DU PORT
	ST. JOHNS	MEAT, FRESH OR FROZEN		4	4
FISH, FRESH OR FROZEN		65		65	POISSON, FRAIS OU CONG.
FISH, SALTED OR CURED		544		544	POISSON, SALE OU FUME
DAIRY PROD. EGGS, HONEY			4	4	PROD. LAIT., OEUFS, MIEL
MACARONI, CEREAL PROD.			3	3	PATES ALIM. PROD. CEREAL
SUGAR PREPARATIONS			53	53	PREP. A BASE DE SUCRE
MISC. FOOD PREP. NES			184	184	DIV. PREP. ALIM. NDA
WINES			21	21	VINS
DIST. ALCOHOLIC BEV.			1	1	BOISS. ALCOOL. DIST.
SALT			5,761	5,761	SEL
NEWSPRINT PAPER		4,466		4,466	PAPIER JOURNAL

TABLE 6. CARGOES HANDLED AT CANADIAN PORTS, TO AND FROM FOREIGN COUNTRIES IN 1975

TABLEAU 6. MARCHANDISES MANUTENTIONNEES DANS LES PORTS CANADIENS, A DESTINATION OU EN PROVENANCE DE PAYS ETRANGERS EN 1975

PORT PORT	COMMODITY	TONS LOADED TONNES CHARGÉES	TONS UNLOADED TONNES DÉCHARGÉES	TOTAL TOTAL	MARCHANDISES
ST. JOHNS (CONTD. - SUITE)	FISH, MARINE ANIMAL OIL	334		334	HUIL. DE POISSON, AN. MAR
	FUEL OIL	14,168		14,168	MAZOUT
	STRUCTURAL SHAPES		587	587	PROFILES DE CONSTRUCT.
	METAL FAB. BASIC PRDD.		3	3	OUVR. DE BASE EN METAL
	CEMENT		2	2	CIMENT
	NON-MET. MIN. BASIC PROD		37	37	PROD. MIN. NON-MET. BASE
	MACHINERY NES		11	11	MACHINES NDA
	PERSONAL, HSEHOLD GOODS		189	189	ART. PERS. ET MENAGERS
	CONTAINERS, CLOSURES		33	33	CONTENEURS, FERMETURES
	MISC. END PRODUCTS NES		26	26	PRODUITS FINIS DIV. NDA
	GENERAL CARGO		400	400	MARCHANDISES DIVERSES
	PORT TOTAL	19,577 *	7,319 *	26,896 *	TOTAL DU PORT
	ST. LAWRENCE	FERRO-ALLOYS		57	57
PORT TOTAL		*	57 *	57 *	TOTAL DU PORT
STEPHENVILLE	GYPSUM	494,193		494,193	GYPSE
	PAPERBOARD	43,902		43,902	CARTON
	FUEL OIL	4,072		4,072	MAZOUT
	PORT TOTAL	542,167 *	*	542,167 *	TOTAL DU PORT
NFLD-NES/T-N-NDA	FISH, FRESH OR FROZEN	3,799	12	3,811	POISSON, FRAIS OU CONG.
	FISH, SALTED OR CURED	16		16	POISSON, SALE OU FUME
	SHELL FISH, NES	80	19	99	MOLLUSQUES CRUST. NDA
	FROZEN FRUITS, BERRIES	17		17	FRUITS, BAIES CONGÉLÉS
	SPICES		6	6	ÉPICES
	MISC. FOOD PREP. NES		60	60	DIV. PREP. ALIM. NDA
	RAW HIDES AND SKINS	200		200	PEAUX ET CUIRS BRUT
	ZINC ORE AND CONC.	2,700		2,700	MINÉRAI, CONC. DE ZINC
	SALT		10,356	10,356	SEL
	FISH, MARINE ANIMAL OIL	830		830	HUIL. DE POISSON, AN. MAR
	CONTAINERS, CLOSURES		300	300	CONTENEURS, FERMETURES
	PORT TOTAL	7,642 *	10,753 *	18,395 *	TOTAL DU PORT
	PROVINCE TOTAL	2,714,374 **	4,067,476 **	6,781,850 **	TOTAL DE LA PROVINCE
PP. EDWARD ISLAND / ILE CHARLOTTETOWN	DU PR. EDOUARD				
	FISH, CANNED	240		240	POISSON EN BOITES
	FERTILIZERS NES		10,800	10,800	ENGRAIS CHIMIQUE NDA
	FUEL OIL	401		401	MAZOUT
	MACHINERY NES	315		315	MACHINES NDA
	PASS. AUTOS AND CHASSIS	1		1	VOITURES PART., CHASSIS
PORT TOTAL	957 *	10,800 *	11,757 *	TOTAL DU PORT	
SOURIS	VEGETABLE PREP. NES	330		330	PREP. DE LEGUMES NDA
	PULPWOOD	10,560		10,560	BOIS A PATE
	PORT TOTAL	10,890 *	*	10,890 *	TOTAL DU PORT
SUMMERSIDE	POTATOES	30,498		30,498	POMMES DE TERRE
	PULPWOOD	1,900		1,900	BOIS A PATE
	FERTILIZERS NES		1,248	1,248	ENGRAIS CHIMIQUE NDA
	PORT TOTAL	32,398 *	1,248 *	33,646 *	TOTAL DU PORT
PEI-NES/IPE-NDA	PULPWOOD	9,812		9,812	BOIS A PATE
	PORT TOTAL	9,812 *	*	9,812 *	TOTAL DU PORT
	PROVINCE TOTAL	54,057 **	12,048 **	66,105 **	TOTAL DE LA PROVINCE
NOVA SCOTIA / NOUVELLE-ÉCOSSE					
	AMHERST				
BADDOCK	BOLTS, ROUND TIMBER		501	501	BILLETS, BOIS ROUNDS
	PORT TOTAL	*	501 *	501 *	TOTAL DU PORT
BRIDGEWATER	PULPWOOD	6,750		6,750	BOIS A PATE
	PORT TOTAL	6,750 *	*	6,750 *	TOTAL DU PORT
BRIDGEWATER	LUMBER AND TIMBER	5,588		5,588	BOIS D'OEUVRE ET CHARP.
	PORT TOTAL	5,588 *	*	5,588 *	TOTAL DU PORT
DIGBY	FISH, FRESH OR FROZEN	459		459	POISSON, FRAIS OU CONG.
	FISH, SALTED OR CURED	1,156		1,156	POISSON, SALE OU FUME
	PULPWOOD	3,267		3,267	BOIS A PATE
	SALT	152		152	SEL
	METAL FAB. BASIC PROD.	1		1	OUVR. DE BASE EN METAL
	MACHINERY NES	2		2	MACHINES NDA
	CONTAINERS, CLOSURES	22		22	CONTENEURS, FERMETURES
	PORT TOTAL	5,059 *	*	5,059 *	TOTAL DU PORT
HALIFAX	LIVE ANIMALS, NES	25		25	ANIMAUX VIVANTS, NDA
	MEAT, FRESH OR FROZEN	291		291	VIANDE, FRAICHE / CONG.
	MEAT, CURED	109		109	VIANDE FUMÉE OU SALÉE
	MEAT AND MEAT PREP. NES	339		339	VIANDES ET PREP. NDA
	FISH, FRESH OR FROZEN	5,101	65	5,166	POISSON, FRAIS OU CONG.
	FISH, SALTED OR CURED	6,005		6,005	POISSON, SALE OU FUME

TABLE 6. CARGOES HANDLED AT CANADIAN PORTS, TO AND FROM FOREIGN COUNTRIES IN 1975

TABLEAU 6. MARCHANDISES MANUTENTIONNEES DANS LES PORTS CANADIENS, A DESTINATION OU EN PROVENANCE DE PAYS ETRANGERS EN 1975

PORT PORT	COMMODITY	TONS LOADED TONNES CHARGÉES	TONS UNLOADED TONNES DÉCHARGÉES	TOTAL TOTAL	MARCHANDISES
HALIFAX (CONTO. - SUITE)	FISH, CANNED	1,716		1,716	POISSON EN BOITES
	SHELL FISH, NES	66		66	MOLLUSQUES CRUST., NDA
	BUTTER	5		5	BEURRE
	CHEESE	4	1	5	FROMAGE
	MILK POWDER	609		609	LAIT EN POUORE
	DAIRY PROD. EGGS, HONEY	264		264	PROD. LAIT., OEUFs, MIEL
	BARLEY	65,412		65,412	ORGE
	CORN	35		35	MAIS
	OATS	1,018		1,018	AVOINE
	WHEAT	351,512		351,512	BLE
	CORN MEAL AND FLOUR	224		224	SEMOULE, FARINE DE MAIS
	MALT AND MALT FLOUR	14,165		14,165	MALT ET FARINE DE MALT
	WHEAT FLOUR	109,932		109,932	FARINE DE BLE
	CEREALS MILLED, NES	142		142	CEREALES MOULUES, NDA
	BAKERY PROD. INC. FROZEN	13		13	PROD. BOUL., PROD. CONG.
	MACARONI, CEREAL PROD.	392		392	PATES ALIM. PROD. CEREAL
	APPLES	70	972	1,042	POMMES
	FRESH FRUITS, BERRIES	70	1,411	1,481	FRUITS, BAIES FRAIS
	FROZEN FRUITS, BERRIES	26		26	FRUITS, BAIES CONGEELES
	FRUIT JUICES	71	6,526	6,597	JUS DE FRUIT
	FRUITS, PREP. CANNED	80	120	200	FRUITS PREP. EN BOITE
	NUTS, EXC. OIL NUTS NES	2		2	NDIX, SAUF OLEAG. NDA
	POTATOES	3,623		3,623	POMMES DE TERRE
	VEGETABLES, FRESH	741		741	LEGUMES, FRAIS
	VEGETABLES, FROZEN	853	8	861	LEGUMES, CONGEELES
	VEGETABLES, DRIED	908		908	LEGUMES, SECS
	VEGETABLE PREP. NES	524	1	525	PREP. DE LEGUMES NDA
	SUGAR, NES	3,026		3,026	SUCRE, NDA
	MOLASSES, CRUDE		8,041	8,041	MELASSE, BRUTE
	SUGAR PREPARATIONS	17	12	29	PREP. A BASE DE SUCRE
	COCOA AND CHOCOLATE	1	128	129	CACAO ET CHOCOLAT
	COFFEE		613	613	CAFE
	TEA		946	946	THE
	SPICES	137	178	315	EPICES
	VINEGAR	12		12	VINAIGRE
	SAUSAGE SKINS, CASINGS		6	6	BOYAUX A SAUCISSES
	MISC. FOOD PREP. NES	1,746	402	2,148	DIV. PREP. ALIM. NDA
	HAY, FORAGE, STRAW	7		7	FOIN, FOURRAGE, PAILLE
	BRAN, SHORTS, MIDDINGS	51		51	SON, ISSUES DE CEREALES
	GROUND CEREALS NES	1,146		1,146	CEREALES MOULUES NDA
	OIL SEED MEAL, CAKE NES	50		50	FAR. TOURT. OLEAG. NDA
	FEEDS, VEGETABLE ORIGIN	10		10	PROD. D'ORIGINE VEGETALE
	FEEDS OF ANIMAL ORIGIN	42		42	PROD. D'ORIGINE ANIMALE
	CONC. COMPLETE FEEDS	180		180	CONC., PROD. COMPLETES
	NON-ALCOHOLIC BEVERAGE	3		3	BOISSONS NON-ALCOOL. NDA
	ALE, BEER, STOUT, PORTER	21		21	ALE, BIERE, STOUT, PORTER
	WINES		11	11	VINS
	DIST. ALCOHOLIC BEV.	79	670	749	BOISS. ALCOOL. DIST.
	CIGARETTES	10		10	CIGARETTES
	TOBACCO NES	51		51	TABACS NDA
	FLAXSEED	22,886		22,886	GRAINE DE LIN
	NURSERY, GREENHOUSE STOCK		76	76	PROD. PEPINIERE, SERRE
	RUBBER, ALLIED GUMS, NAT		1,428	1,428	CAOUTCHOUC GOMMES NAT.
	LOGS	20		20	BILLES
	CRUDE WOOD MTLs. NES	35		35	MATIERES BOIS BRUT NDA
	TEXTILE FIBRES NES	85		85	FIBRES TEXTILES NDA
	NON-FERROUS MET. SCRAP	23		23	DECHETS METAL. NON FER.
	CRUDE PETROLEUM		4,565,684	4,565,684	PETROLE BRUT
	ASBESTOS	6,359		6,359	AMIANTE
	STONE, CRUDE NES		64	64	PIERRE BRUTE NDA
	GYPsUM	1,762,393		1,762,393	GYPSE
	SALT	215		215	SEL
	CRUDE NON-MET. MIN. NES	84	2,000	2,084	MIN. NON-MET. BRUTS NDA
	COTTON, TEXTILE WASTE	19		19	DECHETS DE COTON, TEXT.
	WASTE AND SCRAP NES	10		10	DECHETS ET REBUTS NDA
	RUBBER FAB. MATERIALS	8	6	14	DEMI-PROD. CAOUTCHOUC
	LUMBER AND TIMBER	7,174	6,746	13,920	BOIS D'OEUVRE ET CHARP.
	FLOURING		220	220	LAMES POUR PARQUET
	SHINGLES AND SHAKES	122		122	BARDEAUX, BARD. FACADE
	SAWMILL PRODUCTS NES	19		19	SCIAGES NDA
	VENEER, PLYWOOD	49	5	54	PLACAGES, CONTRE-PLAQ.
	COOPERAGE STOCK	878		878	DEMI-PROD. TONNELLERIE
	WOOD FAB. MATERIALS	4,486	9	4,495	DEMI-PRODUITS EN BOIS
	PULP	16,057		16,057	PATE
	NEWSPRINT PAPER	4,242		4,242	PAPIER JOURNAL
	PAPER NES	4,356		4,356	PAPIER NDA
	PAPERBOARD	5,377		5,377	CARTON
	BLDG. PAPER AND BOARD	807		807	PLAQ. CONSTR., PAP/CART.
	WET MACHINE BOARD	76		76	CARTON EN PATE PRESSE
	CORDAGE, TWINE, ROPE	6	1	7	CORDAGE, FICELLE, CORDE
	JUTE WOVEN FABRICS		155	155	TISSUS DE JUTE
	TEXTILE FAB. MTL NES	403	106	509	OUVR. EN MAT. TEXT. NDA
	ANIMAL OILS, EXC. MARINE	1,447		1,447	HOIL. ANIM. SAUF AN. MAR.

TABLE 6. CARGOES HANDLED AT CANADIAN PORTS, TO AND FROM FOREIGN COUNTRIES IN 1975

TABLEAU 6. MARCHANDISES MANUTENTIONNEES DANS LES PORTS CANADIENS, A DESTINATION OU EN PROVENANCE DE PAYS ETRANGERS EN 1975

PORT PORT	COMMODITY	TONS LOADED TONNES CHARGEES	TONS UNLOADED TONNES DECHARGEES	TOTAL TOTAL	MARCHANDISES
HALIFAX (CONT. - SUITE)	FISH, MARINE ANIMAL OIL	5		5	HUIL. DE POISSON, AN. MAR.
	VEG. OILS, FATS NES	7	709	716	HUIL. MAT. GRAS, VEG. NDA
	SULPHURIC ACID	4		4	ACIDE SULFURIQUE
	METALLIC SALTS	644	7,951	8,595	SELS METALLIQUES
	INORGANIC CHEMS. NES	1,052		1,052	PROD. CHIM. INORG. NDA
	ORGANIC CHEMICALS NES	11,815		11,815	PROD. CHIM. ORGAN. NDA
	FERTILIZERS NES	26		26	ENGRAIS CHIMIQUE NDA
	AGRICULTURAL CHEMICALS	62		62	PROD. CHIM. AGRICOLES
	SYNTHETIC RUBBER	95		95	CAOUTCHOUC SYNTHETIQUE
	PLASTIC MATERIALS	242	143	385	MATIERES PLASTIQUES
	DYE STUFF, PIGMENT, PAINT	288	8	296	MAT. COLOR. PIG. PEINTURE
	CHEM. SPECIALTIES NES	56		56	PROD. CHIM. SPECIAUX NDA
	GASOLINE	77,966		77,966	ESSENCE
	FUEL OIL	33,327	42,440	75,767	MAZOUT
	LUBRICATING OIL, GREASE	31		31	HUIL. GRAISSE LUBRIF.
	ASPHALTS, ROAD OILS	45		45	ASPHALTE, BITUME LIQD.
	PETROL. COAL PROD. NES	140		140	DERIVE PETR. CHARB. NDA
	FERRO-ALLOYS		2	2	FERRO-ALLIAGES
	PRIMARY IRON, STEEL NES	89	96	185	FER, ACIER PRIMAIR. NDA
	CASTINGS, FORGINGS	90	190	280	MOUL. PIECES FORGEES
	BARS AND RODS, STEEL	442	46	488	BARRES ET TIGES ACIER
	PLATE & SHEET STEEL	9,807	566	10,373	TOLES, FEUILLES D'ACIER
	STRUCTURAL SHAPES	5,897	7,197	13,094	PROFILES DE CONSTRUCT.
	PIPES, TUBES: IRON, STEEL	3,194	466	3,660	TUYAUX, TUBES: FER, ACIER
	WIRE	284	13	297	FIL METALLIQUE
	ALUMINUM	2,111		2,111	ALUMINIUM
	COPPER AND ALLOYS	7,463	8	7,471	CUivre ET ALLIAGES
	LEAD AND ALLOYS	3,045		3,045	PLOMB ET ALLIAGES
	NICKEL AND ALLOYS	410		410	NICKEL ET ALLIAGES
	ZINC AND ALLOYS	1,079		1,079	ZINC ET ALLIAGES
	NON-FERROUS METALS NES	248	269	517	METAUX NON-FERREUX NDA
	METAL FAB. BASIC PROD.	1,092	1,748	2,840	OUVR. DE BASE EN METAL
	BRICKS, TILES NES	235	3	238	BRIQUES, TUILLES NDA
	GLASS BASIC PRODUCTS	365		365	OUVR. DE BASE EN VERRE
	ASBESTOS BASIC PROD.	503		503	OUVR. DE BASE AMIANTE
	CEMENT	5		5	CIMENT
	LIME	5		5	CHAUX
	NON-MET. MIN. BASIC PROD	113	61	174	PROD. MIN. NON-MET. BASE
	MISC. FABRICATED PROD.	247	301	548	OUVRAGES DIVERS
	TRACTORS	1,497	17,274	18,771	TRACTEURS
	MACHINERY NES	11,186	8,863	20,049	MACHINES NDA
	RAILWAY ROLLING STOCK	3,637	2	3,639	MAT. ROUL. DE CH. DE FER
	PASS. AUTOS AND CHASSIS	752	59,092	59,844	VOITURES PART., CHASSIS
	BUSES AND CHASSIS	35		35	AUTOBUS ET CHASSIS
	TRUCKS AND CHASSIS	402	3,595	3,997	CAMIONS ET CHASSIS
	MOTOR VEHICLE ENGINES	291	16,331	16,622	MOTEURS DE VEH. AUTOM.
	ROAD MOTOR VEH. NES	110	1,104	1,214	VEH. AUTOM. ROUTIERS NDA
	SHIPS, AIRCRAFT, MIS. VEH	312	169	481	NAVIRES, AVIONS, VEH. DIV
	RUBBER TIRES AND TUBES	146	14	160	PNEUS, CHAMBRES A AIR
	EQUIPMENT MISC.	7,362	4,521	11,883	MATERIEL DIVERS
PERSONAL, HOUSEHOLD GOODS	777	1,212	1,989	ART. PERS. ET MENAGERS	
FIREARMS, AMMUNITION	33		33	ARMES A FEU, MUNITIONS	
CONTAINERS, CLOSURES	8,913	107	9,020	CONTENEURS, FERMETURES	
MISC. END PRODUCTS NES	3,415	29	3,444	PRODUITS FINIS DIVERS NDA	
GENERAL CARGO	5,104	3,604	8,708	MARCHANDISES DIVERSES	
CONTAINERIZED FREIGHT	668,951	721,156	1,390,107	FRET CONTENEURESE	
PORT TOTAL	3,284,274 *	5,495,901 *	8,780,175 *	TOTAL DU PORT	
HANTSPOINT	GYP SUM	1,038,308		1,038,308	GYPSE
PORT TOTAL	1,038,308 *			1,038,308 *	TOTAL DU PORT
LITTLE NARROWS	GYP SUM	357,710		357,710	GYPSE
PORT TOTAL	357,710 *			357,710 *	TOTAL DU PORT
LIVERPOOL	SULPHUR IN ORES		5,712	5,712	SOUFRE EN MINERAL
NEWSPRINT PAPER	84,888		84,888	PAPIER JOURNAL	
METALLIC SALTS		4,932	4,932	SELS METALLIQUES	
CONTAINERS, CLOSURES		1,182	1,182	CONTENEURS, FERMETURES	
PORT TOTAL	84,888 *	11,826 *	96,714 *	TOTAL DU PORT	
LUNENBURG	FISH, FRESH OR FROZEN		87	87	POISSON, FRAIS OU CONG.
EXPLOS., FUSES, CAPS	3,966	120	4,086	EXPLOS., AMORCES, DET.	
MACHINERY NES	1		1	MACHINES NDA	
PORT TOTAL	3,967 *	207 *	4,174 *	TOTAL DU PORT	
MULGRAVE	CATTLE		56	56	BOVINS
PULPWOOD	7,268		7,268	BOIS A PATE	
EXPLOS., FUSES, CAPS	207		207	EXPLOS., AMORCES, DET.	
ALUMINUM	569		569	ALUMINIUM	
TRUCKS AND CHASSIS	2		2	CAMIONS ET CHASSIS	
CONTAINERS, CLOSURES	6	3	9	CONTENEURS, FERMETURES	
GENERAL CARGO	64		64	MARCHANDISES DIVERSES	
PORT TOTAL	8,116 *	59 *	8,175 *	TOTAL DU PORT	

TABLE 6. CARGES HANDLED AT CANADIAN PORTS, TO AND FROM FOREIGN COUNTRIES IN 1975

TABLEAU 6. MARCHANDISES MANUTENTIONNEES DANS LES PORTS CANADIENS, A DESTINATION OU EN PROVENANCE DE PAYS ETRANGERS EN 1975

PORT PORT	COMMODITY	TONS LOADED TONNES CHARGÉES	TONS UNLOADED TONNES DECHARGÉES	TOTAL TOTAL	MARCHANDISES
NORTH SYDNEY	CATTLE	65		65	BOVINS
	MEAT, FRESH OR FROZEN	40		40	VIANDE, FRAICHE / CONG.
	FISH, FRESH OR FROZEN	420	206	626	POISSON, FRAIS OU CONG.
	WHEAT FLOUR	215		215	FARINE DE BLE
	CEREALS MILLED, NES	80		80	CEREALES MOULUES, NDA
	FRESH FRUITS, BERRIES	3		3	FRUITS, BAIES FRAIS
	VEGETABLES, FRESH	1,020		1,020	LEGUMES, FRAIS
	VEGETABLE PREP. NES	140		140	PREP. DE LEGUMES NDA
	SUGAR, NES	75		75	SUCRE, NDA
	HAY, FORAGE, STRAW	2,232		2,232	FOIN, FOURRAGE, PAILLE
	GROUND CEREALS NES	280		280	CEREALES MOULUES NDA
	FEEDS OF ANIMAL ORIGIN	280		280	PROV. D'ORIGINE ANIMALE
	CONC. COMPLETE FEEDS	330		330	CONC., PROV. COMPLETES
	RAW HIDES AND SKINS			4	PEAUX ET CUIRS BRUT
	CRUDE ANIMAL PROD. NES		10	10	PR. BRUTS ORIG. ANIM. NDA
	LUMBER AND TIMBER	1,131		1,131	BOIS D'OEUVRE ET CHARP.
	BLDG. PAPER AND BOARD	20		20	PLAQ. CONSTR., PAP/CART.
	FISH, MARINE ANIMAL OIL	20		20	HUIL. DE POISSON, AN. MAR
	OILS, FATS, WAXES NES	30		30	HUIL. MAT. GRAS. CIRE NDA
	GASOLINE	10		10	ESSENCE
	FUEL OIL	110		110	MAZOUT
	LUBRICATING OIL, GREASE	100		100	HUILE, GRAISSE LUBRIF.
	ASPHALTS, ROAD OILS	85		85	ASPHALTE, BITUME LIQD.
	PETROL. COAL PROD. NES	72		72	DERIVE PETR. CHARB. NDA
	METAL FAB. BASIC PROD.	20		20	OUVR. DE BASE EN METAL
	BRICKS, TILES NES	10		10	BRIQUES, TUILES NDA
	MACHINERY NES		7	7	MACHINES NDA
	PASS. AUTOS AND CHASSIS	15		15	VOITURES PART., CHASSIS
	TRUCKS AND CHASSIS	3		3	CAMIONS ET CHASSIS
	PERSONAL, HSEHOLD GOODS		1	1	ART. PERS. ET MENAGERS
	CONTAINERS, CLOSURES	5	94	99	CONTENEURS, FERMETURES
	GENERAL CARGO	1,345	6	1,351	MARCHANDISES DIVERSES
	PORT TOTAL	8,156 *	328 *	8,484 *	TOTAL DU PORT
PARPSBCRD	FROZEN FRUITS, BERRIES	533		533	FRUITS, BAIES CONGELES
	LUMBER AND TIMBER	8,267		8,267	BOIS D'OEUVRE ET CHARP.
	PORT TOTAL	8,800 *		8,800 *	TOTAL DU PORT
PORT HAWKESBURY	CRUDE PETROLEUM	884,064	4,040,310	4,924,374	PETROLE BRUT
	GYP SUM	533,262		533,262	GYPSE
	PULP	45,612		45,612	PATE
	NEWSPRINT PAPER	27,564		27,564	PAPIER JOURNAL
	METALLIC SALTS		4,170	4,170	SELS METALLIQUES
	INORGANIC CHEMS. NES		12,672	12,672	PROD. CHIM. INORG. NDA
	FUEL OIL	1,904		1,904	MAZOUT
	PORT TOTAL	1,492,406 *	4,057,152 *	5,549,558 *	TOTAL DU PORT
PUGWASH	FROZEN FRUITS, BERRIES	274		274	FRUITS, BAIES CONGELES
	BOLTS, ROUND TIMBER		2,600	2,600	BILLOTS, BOIS RONDS
	PULPWOOD	5,609		5,609	BOIS A PATE
	PORT TOTAL	5,883 *	2,600 *	8,483 *	TOTAL DU PORT
SHELburnE	FISH, FRESH OR FROZEN	112		112	POISSON, FRAIS OU CONG.
	FUEL OIL	764	3,380	4,144	MAZOUT
	PORT TOTAL	876 *	3,380 *	4,256 *	TOTAL DU PORT
SYDNEY	IRON ORE AND CONC		164,293	164,293	MINERAI, CONC. DE FER
	MANGANESE ORE		5,557	5,557	MINERAI DE MANGANESE
	COAL, BITUMINOUS	377,505	64,133	441,638	CHARBON BITUMINEUX
	COAL, NES		40,931	40,931	CHARBON, NDA
	FLUORSPAR		7,000	7,000	SPATH FLUOR
	PAPERBOARD	3,361		3,361	CARTON
	ORGANIC CHEMICALS NES	4,473		4,473	PROD. CHIM. ORGAN. NDA
	EXPLOS., FUSES, CAPS	500		500	EXPLOS., AMORCES, DET.
	CHEM. SPECIALTIES NES		2,371	2,371	PROD. CHIM. SPECIAUX NDA
	COKE	36,301		36,301	COKE
	COAL TAR, PITCH	7,620		7,620	GOUDRON, BRAI DE BOUIL.
	PRIMARY IRON, STEEL NES	8,147	300	8,447	FER, ACIER PRIMAIR. NDA
	BARs AND RODS, STEEL		300	300	BARRES ET TIGES ACIER
	PLATE & SHEET STEEL	3,850		3,850	TOLES, FEUILLES D'ACIER
	STRUCTURAL SHAPES		300	300	PROFILES DE CONSTRUCT.
	RAILS & TRACK MATERIAL	87,559		87,559	RAILS, MAT. VOIE FERREE
	PIPES, TUBES: IRON, STEEL		300	300	TUYAUX, TUBES: FER, ACIER
	MACHINERY NES		180	180	MACHINES NDA
	PASS. AUTOS AND CHASSIS		603	603	VOITURES PART., CHASSIS
	PERSONAL, HSEHOLD GOODS		196	196	ART. PERS. ET MENAGERS
MISC. END PRODUCTS NES		1,010	1,010	PRODUITS FINIS DIV. NDA	
PORT TOTAL	529,316 *	287,474 *	816,790 *	TOTAL DU PORT	
WALTON	BARYTES, NATURAL	46,759		46,759	BARYTINE NATURELLE
	METAL FAB. BASIC PROD.	7		7	OUVR. DE BASE EN METAL
	PORT TOTAL	46,766 *		46,766 *	TOTAL DU PORT

TABLE 6. CARGOES HANDLED AT CANADIAN PORTS, TO AND FROM FOREIGN COUNTRIES IN 1975

PORT	COMMODITY	TONS LOADED TONNES CHARGÉES	TONS UNLOADED TONNES DÉCHARGÉES	TOTAL TOTAL	MARCHANDISES
WYMOUTH	PULWOOD PORT TOTAL	11,076 11,076 *		11,076 11,076 *	BOIS A PATE TOTAL DU PORT
WOLFVILLE	SOYA, OIL MEAL, CAKE PORT TOTAL		3,634 3,634 *	3,634 3,634 *	FARINE TOURT.GR.SOYA TOTAL DU PORT
YARMOUTH	FISH,FRESH OR FROZEN PULWOOD LUMBER AND TIMBER FUEL OIL EQUIPMENT MISC. CONTAINERS,CLOSURES PORT TOTAL	3,785 1,036 4,821 *	537 1,347 4,200 5 2 6,091 *	4,322 1,036 1,347 4,200 5 2 10,912 *	POISSON,FRAIS OU CONG. BOIS A PATE BOIS DOEUVRE ET CHARP. MAZOUT MATÉRIEL DIVERS CONTENEURS,FERMETURES TOTAL DU PORT
NS.-NES/N.E.-NDA	FISH,FRESH OR FROZEN FISH,SALTED OR CURED SHELL FISH,NES FROZEN FRUITS, BERRIES PULWOOD PORT TOTAL	4,565 947 14 60 30,047 35,633 *		4,565 947 14 60 30,047 35,633 *	POISSON,FRAIS OU CONG. POISSON,SALE OU FUME MOLLUSQUES CRUST.,NDA FRUITS, BAIES CONGÉES BOIS A PATE TOTAL DU PORT
	PROVINCE TOTAL	6,938,393 **	9,869,153 **	16,807,546 **	TOTAL DE LA PROVINCE
NEW BRUNSWICK / NOUVEAU-BRUNSWICK					
BELLEFUNE	COPPER ORE AND CONC. ZINC ORE AND CONC. SLAG,DRGSS,BY-PRODUCTS PHOSPHATE ROCK SULPHURIC ACID FERTILIZERS NES COKE LEAD AND ALLOYS PORT TOTAL	4,211 11,004 4,511 29,816 8,750 58,292 *		4,211 11,004 4,511 29,816 8,750 58,292 *	MINÉRAI,CONC. CUIVRE MINÉRAI,CONC.DE ZINC POUS.GUEUL.SCOR.PROD. ROCHE PHOSPHATÉE ACIDE SULFURIQUE ENGRAIS CHIMIQUE NDA COKE PLOMB ET ALLIAGES TOTAL DU PORT
BLACKS HBR	FISH,FRESH OR FROZEN VEGETABLE PREP.NES CRUDE ANIMAL PROD.NES GENERAL CARGO PORT TOTAL	719 159 878 *	254 12 1 267 *	973 12 159 1 1,145 *	POISSON,FRAIS OU CONG. PREP. DE LEGUMES NDA PR.BRUTS ORIG.ANIM.NDA MARCHANDISES DIVERSES TOTAL DU PORT
CARADDET	FISH,FRESH OR FROZEN SHELL FISH,NES CONTAINERS,CLOSURES PORT TOTAL	812 10 822 *		812 10 568 1,390 *	POISSON,FRAIS OU CONG. MOLLUSQUES CRUST.,NDA CONTENEURS,FERMETURES TOTAL DU PORT
DALHOUSIE	CRUDE VEG.PROD.NES ZINC ORE AND CONC. LUMBER AND TIMBER NEWSPRINT PAPER PAPER NES LEAD AND ALLOYS PORT TOTAL	700 364,721 99 168,732 2 77 534,331 *		700 364,721 99 168,732 2 77 534,331 *	PR.BRUTS ORIG.VEG.NDA MINÉRAI,CONC.DE ZINC BOIS DOEUVRE ET CHARP. PAPIER JOURNAL PAPIER NDA PLOMB ET ALLIAGES TOTAL DU PORT
GRAND MANAN	FISH,FRESH OR FROZEN LOBSTER CRUDE ANIMAL PROD.NES PORT TOTAL	12,484 1 821 13,306 *		12,484 1 821 13,306 *	POISSON,FRAIS OU CONG. HOMARD PR.BRUTS ORIG.ANIM.NDA TOTAL DU PORT
NEWCASTLE	BOLTS,ROUND TIMBER LEAD ORE AND CONC. ZINC ORE AND CONC. LUMBER AND TIMBER VENEER,PLYWOOD PULP PORT TOTAL	17,712 25,592 35,234 17 4,101 115,643 198,299 *		17,712 25,592 35,234 17 4,101 115,643 198,299 *	BILLOTS,BOIS ROUNDS MINÉRAI,CONC.DE PLOMB MINÉRAI,CONC.DE ZINC BOIS DOEUVRE ET CHARP. PLACAGES,CONTRE-PLAQ. PATE TOTAL DU PORT
SAINT JOHN	CATTLE LIVE ANIMALS, NES MEAT,FRESH OR FROZEN MEAT AND MEAT PREP.NES FISH,FRESH OR FROZEN FISH,SALTED OR CUPED FISH,CANNED LOBSTER SHELL FISH,NES CHEESE MILK POWDER DAIRY PROD.EGGS,HONEY OATS WHEAT CORN MEAL AND FLOUR MALT AND MALT FLOUR WHEAT FLOUR	500 14 517 2 536 89 1,459 2 6 3 767 51 2,340 446,523 41 2,224 164,118		500 14 3,799 645 572 89 1,513 647 726 85 767 443 2,340 446,523 41 2,224 164,124	BOVINS ANIMAUX VIVANTS, NDA VIANDE,FRAICHE / CONG. VIANDES ET PREP.NDA POISSON,FRAIS OU CONG. POISSON,SALE OU FUME POISSON EN BOITES HOMARD MOLLUSQUES CRUST.,NDA FRÔMAGE LAIT EN POUORE PROD.LAIT.,DEUFS,MIEL AVOINE BLE SEMOULE,FARINE DE MAIS MALT ET FARINE DE MALT FARINE DE BLE

TABLE 6. CARGOES HANDLED AT CANADIAN PORTS, TO AND FROM FOREIGN COUNTRIES IN 1975

TABLEAU 6. MARCHANDISES MANUTENTIONNEES DANS LES PORTS CANADIENS, A DESTINATION OU EN PROVENANCE DE PAYS ETRANGERS EN 1975

PORT PORT	COMMODITY	TONS LOADED TONNES CHARGÉES	TONS UNLOADED TONNES DECHARGÉES	TOTAL TOTAL	MARCHANDISES
SAINT JOHN (CONTO. - SUITE)	CEREALS MILLED, NES	1		1	CEREALES MOULUES, NDA
	BAKERY PROD. INC. FROZEN	2	13	15	PROD. BOUL., PROD. CONG.
	MACARONI, CEREAL PROD.	5		5	PATES ALIM. PROD. CEREAL
	APPLES		1,176	1,176	POMMES
	FRESH FRUITS, BERRIES		962	962	FRUITS, BAIES FRAIS
	DRIED FRUITS		7,824	7,824	FRUITS SECS
	FRUIT JUICES		451	451	JUS DE FRUIT
	FRUITS, PREP. CANNED	1	855	856	FRUITS PREP. EN BOITE
	NUTS, EXC. OIL NUTS NES	25	391	416	NOIX, SAUF OLEAG. NDA
	POTATOES	70,137		70,137	POMMES DE TERRE
	VEGETABLES, FRESH	1		1	LEGUMES, FRAIS
	VEGETABLES, FROZEN	8,161		8,161	LEGUMES, CONGÉLÉS
	VEGETABLES, DRIED	4,087	282	4,369	LEGUMES, SECS
	VEGETABLE PREP. NES	33	521	554	PREP. DE LEGUMES NDA
	RAW SUGAR		238,107	238,107	SUCRE BRUT
	SUGAR, NES	11,623		11,623	SUCRE, NDA
	MOLASSES, CRUDE		7,145	7,145	MELASSE, BRUTE
	SYRUP	36	1,856	1,856	SIROP
	SUGAR PREPARATIONS		606	606	PREP. A BASE DE SUCRE
	COCOA AND CHOCOLATE		109	109	CACAO ET CHOCOLAT
	COFFEE		1,729	1,729	CAFE
	TEA		1,699	1,699	THE
	SPICES	3	177	180	EPICES
	VINEGAR	3		3	VINAIGRE
	SAUSAGE SKINS, CASINGS	22		22	BOYAUX A SAUCISSES
	MISC. FOOD PREP. NES	602	358	960	DIV. PREP. ALIM. NDA
	HAY, FORAGE, STRAW	12		12	Foin, FOURRAGE, PAILLE
	CONC. COMPLETE FEEDS	28		28	CONC., PROV. COMPLETES
	ALE, BEER, STOUT, PORTER	2	2	4	ALE, BIÈRE, STOUT, PORTER
	WINES	2	207	209	VINS
	DIST. ALCOHOLIC BEV.	34	23	57	BOISS. ALCOOL. DIST.
	TOBACCO NES	5	36	41	TABACS NDA
	CRUDE ANIMAL PROD. NES	1	2	3	PR. BRUTS ORIG. ANIM. NDA
	SEEDS FOR SOWING NES	265		265	GRAINES DE SEMENCE NDA
	FLAXSEED	23,002		23,002	GRAINE DE LIN
	RAPESEED	3,101		3,101	GRAINE DE COLZA
	RUBBER, ALLIED GUMS, NAT		3,171	3,171	CAOUTCHOUC GUMMES NAT.
	CRUDE VEG. PROD. NES		48	48	PR. BRUTS ORIG. VEG. NDA
	WOOL AND ANIMAL HAIR		97	97	LAINES, POILS D'ANIMAL
	TEXTILE FIBRES NES	429	4,290	4,719	FIBRES TEXTILES NDA
	ORES AND CONC. NES	120	4,988	5,108	MINÉRAIS ET CONC. NDA
	IRON AND STEEL SCRAP	26		26	DECHETS DE FER, D'ACIER
	NON-FERROUS MET. SCRAP	19		19	DECHETS METAL. NON FER.
	CRUDE PETROLEUM	146,896	6,085,367	6,232,263	PETROLE BRUT
	ASBESTOS	29,866		29,866	AMIANTE
	STONE, CRUDE NES		1,659	1,659	PIERRE BRUTE NDA
	CRUDE NON-MET. MIN. NES	1,945	1,354	3,299	MIN. NON-MET. BRUTS NDA
	COTTON, TEXTILE WASTE	1,021		1,021	DECHETS DE COTON, TEXT.
	WASTE AND SCRAP NES	1,588	4	1,592	DECHETS ET REBUTS NDA
	LEATHER	115	26	141	CUIR
	RUBBER FAB. MATERIALS	89	198	287	DEMI-PROD. CAOUTCHOUC
	LUMBER AND TIMBER	27,877	617	28,494	BOIS OEUVRE ET CHARP.
	FLOORING		1,294	1,294	LAMES POUR PARQUET
	VENEER, PLYWOOD	25	53	78	PLACAGES, CONTRE-PLAQ.
	WOOD FAB. MATERIALS	9	484	493	DEMI-PRODUITS EN BOIS
	PULP	321,057	2,232	323,289	PATE
	NEWSPRINT PAPER	190,008		190,008	PAPIER JOURNAL
	PAPER NES	11,136	8	11,144	PAPIER NDA
	PAPERBOARD	25,039	4	25,043	CARTON
	BLOG. PAPER AND BOARD	258	53	311	PLAQ. CONSTR., PAP/CART.
	WET MACHINE BOARD	6		6	CARTON EN PATE PRESSE
	CORDAGE, TWINE, ROPE	8	922	930	CORDAGE, FIGELLE, CORDE
	JUTE WOVEN FABRICS		2,786	2,786	TISSUS DE JUTE
	TEXTILE FAB. MTL NES	398	836	1,234	OUVR. EN MAT. TEXT. NDA
	OILS, FATS, WAXES NES	153	2	155	HUIL. MAT. GRAS. CIRE NDA
	METALLIC SALTS	643		643	SELS METALLIQUES
	INORGANIC CHEMS. NES	1,867	70,964	72,831	PROD. CHIM. INORG. NDA
	ORGANIC CHEMICALS NES	345	71	416	PROD. CHIM. ORGAN. NDA
	FERTILIZERS NES	14	11,032	11,046	ENGRAIS CHIMIQUE NDA
	AGRICULTURAL CHEMICALS	50		50	PROD. CHIM. AGRICOLES
	SYNTHETIC RUBBER	550		550	CAOUTCHOUC SYNTHETIQUE
	PLASTIC MATERIALS	2,480	646	3,126	MATIERES PLASTIQUES
	DYESTUFF, PIGMENT, PAINT	212	13	225	MAT. COLOR. PIG. PEINTURE
	CHEM. SPECIALTIES NES	418	11	429	PROD. CHIM. SPECIAUX NDA
	GASOLINE	36,043		36,043	ESSENCE
	FUEL OIL	165,718	7,555	173,273	MAZOUT
	LUBRICATING OIL, GREASE	19	5,007	5,026	HUILE, GRAISSE LUBRIF.
	COAL TAR, PITCH		26	26	GOUDRON, BRAI DE BOUIL.
	PETROL. COAL PROD. NES	71,855	2,721	74,576	DERIVE PETR. CHARB. NDA
	FERRO-ALLOYS	8		8	FERRO-ALLIAGES
	PRIMARY IRON, STEEL NES	9	346	355	FER, ACIER PRIMAIR. NDA
	CASTINGS, FORGINGS	230	11	241	MOUL. PIECES FORGEES
	BARS AND RODS, STEEL	1,182	2,834	3,936	BARRES ET TIGES ACIER

TABLE 6. CARGOES HANDLED AT CANADIAN PORTS, TO AND FROM FOREIGN COUNTRIES IN 1975

TABLAU 6. MARCHANDISES MANUTENTIONNEES DANS LES PORTS CANADIENS, A DESTINATION OU EN PROVENANCE DE PAYS ETRANGERS EN 1975

PORT PORT	COMMODITY	TONS LOADED TONNES CHARGÉES	TONS UNLOADED TONNES DECHARGÉES	TOTAL TOTAL	MARCHANDISES	
SAINT JOHN (CONTD. - SUITE)	PLATE & SHEET STEEL	7,284	10,866	18,150	TOLES, FEUILLES D'ACIER	
	STRUCTURAL SHAPES	2,614	13,583	16,197	PROFILES DE CONSTRUCT.	
	RAILS & TRACK MATERIAL	4,265		4,265	RAILS, MAT. VOIE FERREE	
	PIPES, TUBES: IRON, STEEL	1,856	1,513	3,369	TUYAUX, TUBES: FER, ACIER	
	WIRE	807	921	1,728	FIL METALLIQUE	
	ALUMINIUM	10,723	130	10,853	ALUMINIUM	
	COPPER AND ALLOYS	7,448	638	8,086	CUIVRE ET ALLIAGES	
	LEAD AND ALLOYS	550		550	PLOMB ET ALLIAGES	
	NICKEL AND ALLOYS	375		375	NICKEL ET ALLIAGES	
	ZINC AND ALLOYS	2,147		2,147	ZINC ET ALLIAGES	
	NON-FERROUS METALS NES	608	459	1,067	METAUX NON-FERREUX NDA	
	METAL FAB. BASIC PROD.	4,077	1,776	5,853	OUVR. DE BASE EN METAL	
	DRAIN TILES, PIPES	11		11	TUILES TUY. DE DRAINAGE	
	BRICKS, TILES NES	2,414	138	2,552	BRICKS, TUILES NDA	
	GLASS BASIC PRODUCTS	2,029		2,029	OUVR. DE BASE EN VERRE	
	ASBESTOS BASIC PROD.	637	184	821	OUVR. DE BASE AMIANTE	
	CEMENT	100		100	CIMENT	
	NON-MET. MIN. BASIC PROD	128	4	132	PROD. MIN. NON-MET. BASE	
	MISC. FABRICATED PROD.	606	366	972	OUVRAGES DIVERS	
	TRACTORS	2,033	6,143	8,176	TRACTEURS	
	MACHINERY NES	13,579	1,462	15,041	MACHINES NDA	
	RAILWAY ROLLING STOCK	377		377	MAT. ROUL. DE CH. DE FER	
	PASS. AUTOS AND CHASSIS	6,809	2,852	9,661	VOITURES PART., CHASSIS	
	TRUCKS AND CHASSIS	678	1,071	1,749	CAMIONS ET CHASSIS	
	MOTOR VEHICLE ENGINES	2,828	891	3,719	MOTEURS DE VEH. AUTOM.	
	ROAD MOTOR VEH. NES	5,173	164	5,337	VEH. AUTOM. ROUTIERS NDA	
	SHIPS, AIRCRAFT, MIS. VEH	493	614	1,107	NAVIRES, AVIONS, VEH. DIV	
	RUBBER TIRES AND TUBES	147	11	158	PNEUS, CHAMBRES A AIR	
	EQUIPMENT MISC.	3,748	2,988	6,736	MATERIEL DIVERS	
	PERSONAL, HSEHOLD GOODS	1,839	1,440	3,279	ART. PERS. ET MENAGERS	
	FIREARMS, AMMUNITION	57	256	313	ARMES A FEU, MUNITIONS	
	CONTAINERS, CLOSURES	668	49	717	CONTENEURS, FERMETURES	
	MISC. END PRODUCTS NES	1,704	90	1,794	PRODUITS FINIS DIV. NDA	
	GENERAL CARGO	11,845	4,405	16,250	MARCHANDISES DIVERSES	
	CONTAINERIZED FREIGHT	220,559	230,341	450,900	FRET CONTENEURESE	
PORT TOTAL	2,101,253 *	6,765,621 *	8,866,874 *	TOTAL DU PORT		
ST. ANDREWS	FISH, FRESH OR FROZEN	1,617	5,510	7,127	POISSON, FRAIS OU CONG.	
	FISH, SALTED OR CURED		1	1	POISSON, SALE OU FUME	
	FISH, CANNED	91	1,684	1,775	POISSON EN BOITES	
	SHELL FISH, NES	10	24	34	MOLLUSQUES CRUST., NDA	
	SALT	2,034		2,034	SEL	
	FUEL OIL		14,640	14,640	MAZOUT	
PORT TOTAL	3,752 *	21,859 *	25,611 *	TOTAL DU PORT		
ST. STEPHEN	FUEL OIL		25,408	25,408	MAZOUT	
	PORT TOTAL	*	25,408 *	25,408 *	TOTAL DU PORT	
N.B. - NES/NDA	FISH, FRESH OR FROZEN	13,093		13,093	POISSON, FRAIS OU CONG.	
	FISH, SALTED OR CURED	371		371	POISSON, SALE OU FUME	
	CRUDE ANIMAL PROD. NES	331		331	PR. BRUTS ORIG. ANIM. NDA	
	CRUDE VEG. PROD. NES	1,050		1,050	PR. BRUTS ORIG. VEG. NDA	
	PULPWOOD	11,814		11,814	BOIS A PATE	
	CORDAGE, TWINE, ROPE	1		1	CORDAGE, FICELLE, CORDE	
	ORGANIC CHEMICALS NES		3,549	3,549	PROD. CHIM. ORGAN. NDA	
	PORT TOTAL	26,660 *	3,549 *	30,209 *	TOTAL DU PORT	
	PROVINCE TOTAL	2,937,593 **	7,287,927 **	10,225,520 **	TOTAL DE LA PROVINCE	
	QUEBEC / QUEBEC BAIE COMEAU	BARLEY	875,212	83,221	958,433	ORGE
CORN		318,692	173,491	492,183	MAIS	
RYE		7,578		7,578	SEIGLE	
WHEAT		1,696,696	342,591	2,039,287	BLE	
SOYA BEANS		257,862	269,986	527,848	GRAINE DE SOYA	
ALUMINA, BAUXITE ORES			220,608	220,608	MINERAIS ALUMINE, BAUX.	
CLAY MATERIALS NES			16	16	MATIERES ARGIL. NDA	
SULPHUR IN ORES			3,363	3,363	SOUFRE EN MINERAL	
CRUDE NON-MET. MIN. NES			4,349	4,349	MIN. NON-MET. BRUTS NDA	
NEWSPRINT PAPER		290,631		290,631	PAPIER JOURNAL	
METALLIC SALTS			1,601	1,601	SELS METALLIQUES	
INORGANIC CHEMS. NES			6,725	6,725	PROD. CHIM. INORG. NDA	
COKE			50,173	50,173	COKE	
COAL TAR, PITCH			28,194	28,194	GOUDRON, BRAT DE BOUIL.	
BARNS AND RODS, STEEL			1,479	1,479	BARRES ET TIGES ACIER	
ALUMINIUM		30,622		30,622	ALUMINIUM	
BRICKS, TILES NES			865	865	BRICKS, TUILES NDA	
NON-MET. MIN. BASIC PROD			337	337	PROD. MIN. NON-MET. BASE	
CONTAINERS, CLOSURES		29	1,477	1,506	CONTENEURS, FERMETURES	
PORT TOTAL		3,477,322 *	1,188,476 *	4,665,798 *	TOTAL DU PORT	
BLACK CAPE		PAPERBOARD	4,165		4,165	CARTON
		PORT TOTAL	4,165 *	*	4,165 *	TOTAL DU PORT

TABLE 6. CARGOES HANDLED AT CANADIAN PORTS, TO AND FROM FOREIGN COUNTRIES IN 1975

TABLEAU 6. MARCHANDISES MANUTENTIONNEES DANS LES PORTS CANADIENS, A DESTINATION OU EN PROVENANCE DE PAYS ETRANGERS EN 1975

PORT PORT	COMMODITY	TONS LOADED TONNES CHARGEES	TONS UNLOADED TONNES DECHARGEES	TOTAL TOTAL	MARCHANDISES
CAP CHAT	LUMBER AND TIMBER PORT TOTAL	9,900 9,900 *	* *	9,900 9,900 *	BOIS OEUVRE ET CHAMP. TOTAL DU PORT
CHANDLER	NEWSPRINT PAPER CONTAINERS,CLOSURES PORT TOTAL	41,999 41,999 *	9 9 *	41,999 42,008 *	PAPIER JOURNAL CONTENEURS,FERMETURES TOTAL DU PORT
GASPE	SALT SULPHURIC ACID CONTAINERS,CLOSURES PORT TOTAL	154,381 154,381 *	280 175 455 *	280 154,381 175 154,836 *	SEL ACIDE SULFURIQUE CONTENEURS,FERMETURES TOTAL DU PORT
HAVRE ST. PIERRE	TITANIUM ORE PORT TOTAL	362,585 362,585 *	* *	362,585 362,585 *	MINERAI DE TITANE TOTAL DU PORT
MATANE	SALT PORT TOTAL	* *	12,100 12,100 *	12,100 12,100 *	SEL TOTAL DU PORT
MONTREAL	CATTLE LIVE ANIMALS, NES MEAT, FRESH OR FROZEN MEAT, CURED MEAT AND MEAT PREP. NES FISH, FRESH OR FROZEN FISH, SALTED OR CURED FISH, CANNED SHELL FISH, NES CHEESE MILK POWDER DAIRY PRDD. EGGS, HONEY BARLEY CORN OATS RYE WHEAT CORN MEAL AND FLOUR MALT AND MALT FLOUR WHEAT FLOUR CEREALS MILLED, NES BAKERY PROD. INC. FROZEN MACARONI, CEREAL PROD. APPLES FRESH FRUITS, BERRIES FRUIT JUICES FRUIT PULP, PUREE FRUIT, PRES. NOT CANNED FRUITS, PREP. CANNED NUTS, EXC. OIL NUTS NES POTATOES VEGETABLES, FRESH VEGETABLES, FROZEN VEGETABLES, DRIED VEGETABLE PREP. NES RAW SUGAR SUGAR, NES MOLASSES, CRUDE SUGAR PREPARATIONS COCOA AND CHOCOLATE COFFEE TEA SPICES VINEGAR SAUSAGE SKINS, CASINGS MISC. FOOD PREP. NES HAY, FORAGE, STRAW BRAN, SHORTS, MIDDINGS GROUND CEREALS NES FEEDS, VEGETABLE ORIGIN CONC. COMPLETE FEEDS NON-ALCOHOLIC BEVERAGE WINES DIST. ALCOHOLIC BEV. CIGARETTES TOBACCO NES RAW HIDES AND SKINS CRUDE ANIMAL PROD. NES SEEDS FOR SOWING NES RAPESEED SOYA BEANS OIL SEEDS, NUTS NES NURSERY, GREENHSE STOCK RUBBER, ALLIED GUMS, NAT CRUDE VEG. PROD. NES	2,028 11 753 511 1,988 169 229 309 13,376 8,463 248,041 110,322 59,961 61,044 1,511,404 35 166 82,191 92 52 47 106 44 32 15 246 52 30 815 299 1,405 265 14,104 10 1 10 14 42 2,472 259 26 10 52,436 132 371 366 3 180 9,661 1 25 20,889 47,787 6 72 2,443 473	281 25 35 113 1,425 213 1,650 16,065 9,380 32 613 7,062 2,562 823 198 795 421,895 38 108,258 708 2,124 12,066 7,588 488 13,197 46 213 3,449 685 56 32 18,150 62 72 473	2,028 11 753 511 2,269 194 264 422 1,425 213 13,376 8,463 248,041 366,220 67,113 61,044 1,753,724 35 166 82,219 92 93 999 1,756 16,065 9,424 32 628 7,308 2,614 30 1,638 299 1,603 1,060 421,895 14,142 108,258 718 2,124 12,067 7,588 498 14 42 15,669 259 26 10 52,436 132 417 213 3,815 3 865 9,717 1 57 20,889 65,937 68 72 2,443 473	BOVINS ANIMAUX VIVANTS, NDA VIANDE, FRAICHE / CONG. VIANDE FUMEE OU SALEE VIANDES ET PREP. NDA POISSON, FRAIS OU CONG. POISSON, SALE OU FUME POISSON EN BOUTES MOLLUSQUES CRUST., NDA FROMAGE LAIT EN POUFRE PROD. LAIT., OEUFS, MIEL ORGE MAIS AVOINE SEIGLE BLE SEMOULE, FARINE DE MAIS MALT ET FARINE DE MALT FARINE DE BLE CEREALES MOULUES, NDA PROD. BOUL., PROD. CONC. PATES ALIM. PROD. CEREAL POMMES FRUITS, BAIES FRAIS JUS DE FRUIT PULPE DE FRUIT, PUREE CONS. FRUITS NON BOITE FRUITS PREP. EN BOITE NOIX, SAUF OLEAG. NDA POMMES DE TERRE LEGUMES, FRAIS LEGUMES, CONGELES LEGUMES, SECS PREP. DE LEGUMES NDA SUCRE BRUT SUCRE, NDA MELASSE, BRUTE PREP. A BASE DE SUCRE CACAO ET CHOCOLAT CAFE THE EPICES VINAIGRE BOYAUX A SAUCISSES OIV. PREP. ALIM. NDA FOIN, FOURRAGE, PAILLE SON, ISSUES DE CEREALES CEREALES MOULUES NDA PROV. D'ORIGINE VEGETALE CONC., PROV. COMPLETE BOISSONS NON-ALCOOLIQ. VINS BOISS. ALCOOL. DIST. CIGARETTES TABACS NDA PEAUX ET CUIRS BRUT PR. BRUTS DRIG. ANIM. NDA GRAINES DE SEMENCE NDA GRAINE DE COLZA GRAINE DE SOYA GRAINES, NOIX OLEAG. NDA PROD. PEPINIERE, SERRE CAOUTCHOUC GOMMES NAT. PR. BRUTS ORIG. VEG. NDA

TABLE 6. CARGOES HANDLED AT CANADIAN PORTS, TO AND FROM FOREIGN COUNTRIES IN 1975

TABLÉAU 6. MARCHANDISES MANUTENTIONNÉES DANS LES PORTS CANADIENS, À DESTINATION OU EN PROVENANCE DE PAYS ÉTRANGERS EN 1975

PORT PORT	COMMODITY	TONS LOADED TONNES CHARGÉES	TONS UNLOADED TONNES DECHARGÉES	TOTAL TOTAL	MARCHANDISES
MONTREAL (CONTD. - SUITE)	LOGS	68		68	BILLES
	BOLTS,ROUND TIMBER	1,722		1,722	BILLOTS,BDIS ROUNDS
	CRUDE WOOD MILS. NES		243	243	MATIERES BOIS BRUT NDA
	WOOL AND ANIMAL HAIR		530	530	LAINÉ,POILS DANIMAL
	TEXTILE FIBRES NES	85	5,084	5,169	FIBRES TEXTILES NDA
	ALUMINA,BAUXITE GRES		33,523	33,523	MINÉRAIS ALUMINE,BAUX.
	MANGANESE ORE		103,499	103,499	MINÉRAI DE MANGANESE
	ORES AND CONC.NES	488	79,109	79,597	MINÉRAIS ET CONC.NDA
	IRON AND STEEL SCRAP	100,499		100,499	DECHETS DE FER, DACIER
	NON-FERROUS MET.SCRAP	8,529	45	8,574	DECHETS METAL.NON FER.
	COAL,BITUMINOUS		199,535	199,535	CHARBON BITUMINEUX
	CRUDE PETROLEUM		19,786	19,786	PETROLE BRUT
	ASBESTOS	40,208	4,056	44,264	AMIANTE
	BENTONITE	100		100	BENTONITE
	CLAY MATERIALS NES		11,367	11,367	MATIERES ARGIL.NDA
	SAND AND GRAVEL	29		29	SABLE ET GRAVIEKS
	STONE,CRUDE NES	470	14,731	15,201	PIERRE BRUTE NDA
	FLUORSPAR	29,950	39,334	69,284	SPATH FLUOR
	SALT	6,886	316,815	323,701	SEL
	CRUDE NON-MET.MIN.NES	8,364	30,609	38,973	MIN.NON-MET.BRUTS NDA
	COTTON,TEXTILE WASTE	2,212	110	2,322	DECHETS OE COTON,TEXT.
	WASTE AND SCRAP NES	2,020	11	2,031	DECHETS ET REBUTS NDA
	LEATHER	156	33	189	CUIR
	RUBBER FAB.MATERIALS	322	234	556	DEMI-PROD.CAOUTCHOUC
	LUMBER AND TIMBER	10,621	3,526	14,147	BOIS DŒUVRE ET CHARP.
	SHINGLES AND SHAKES	112		112	BARDEAUX,BARD.FACADE
	SAWMILL PRODUCTS NES	93	159	252	SCIAGES NDA
	VENEER,PLYWOOD	391	42,605	42,996	PLACAGES,CONTRE-PLAQ.
	COOPERAGE STOCK	521		521	DEMI-PROD.TONNELLERIE
	WOOD FAB.MATERIALS	1,161	4,995	6,156	DEMI-PRODUITS EN BOIS
	PULP	47,549	12,119	59,668	PATE
	NEWSPRINT PAPER	9,923		9,923	PAPIER JOURNAL
	PAPER NES	6,949	16	6,965	PAPIER NDA
	PAPERBOARD	797	1,699	2,496	CARTON
	BLOG.PAPER AND BOARD	5,278	3,307	8,585	PLAQ.CONSTR.,PAP/CART.
	WET MACHINE BOARD	77		77	CARTON EN PATE PRESSE
	CORDAGE,TWINE,ROPE	509	495	1,004	CORDAGE,FICELLE,CORDE
	JUTE WOVEN FABRICS		8,917	8,917	TISSUS DE JUTE
	TEXTILE FAB.MTL NES	2,326	7,960	10,286	OUVR.EN MAT.TEXT.NDA
	ANIMAL OILS,EXC.MARINE	33,911		33,911	HUIL.ANIM.SAUF AN.MAR.
	VEG.OILS,FATS NES	1,125	13,959	15,084	HUIL.MAT.GRAS.VEG.NDA
	DALS,FATS,WAXES NES	935	101	1,036	HUIL.MAT.GRAS.CIRE NDA
	SULPHURIC ACID	10		10	ACIDE SULFURIQUE
	METALLIC SALTS	806	1	807	SELS METALLIQUES
	INORGANIC CHEMS. NES	10,309	4,640	14,949	PROD.CHIM.INCRG.NDA
	GLYCOL		11,962	11,962	GLYCOL
	ORGANIC CHEMICALS NES	68,982	30,662	99,644	PROD.CHIM.ORGAN.NDA
	FERTILIZERS NES	3,345	36,195	39,540	ENGRAIS CHIMIQUE NOA
	AGRICULTURAL CHEMICALS	152	68	220	PROD.CHIM.AGRICOLES
	SYNTHETIC RUBBER	324		324	CAOUTCHOUC SYNTHETIQUE
	PLASTIC MATERIALS	3,813	398	4,211	MATIERES PLASTIQUES
	DYESTUFF,PIGMENT,PAINT	761	22	783	MAT.COLOR.PIG.PEINTURE
	CHEM.SPECIALTIES NES	3,889	144	4,033	PROD.CHIM.SPECIALAUX NDA
	GASOLINE	59,064		59,064	ESSENCE
	FUEL OIL	800,122	525,107	1,325,229	MAZOUT
	LUBRICATING OIL,GREASE	68	27,158	27,226	HUILE,GRAISSE LUBRIF.
	COKE		46,602	46,602	COKE
	ASPHALTS,ROAD OILS	120		120	ASPHALTE,BITUME LIQD.
	COAL TAR,PITCH	149		149	GOUDRON,BRAI DE BOUIL.
	PETROL.COAL PROD.NES	9,111		9,111	DERIVE PETR.CHARB.NDA
	FERRO-ALLOYS	85	13,305	13,390	FERRO-ALLIAGES
	PRIMARY IRON,STEEL NES	200	7,010	7,210	FER,ACIER PRIMAIR.NDA
	CASTINGS,FORGINGS	294	7,176	7,470	MOUL.PIECES FORGÉES
	BARNS AND RODS,STEEL	4,646	86,857	91,503	BARRES ET TIGES ACIER
	PLATE & SHEET STEEL	15,136	99,803	114,939	TOLES,FEUILLES DACIER
	STRUCTURAL SHAPES	13,996	41,206	55,202	PROFILES DE CONSTRUCT.
	RAILS & TRACK MATERIAL	25	3,709	3,734	RAILS,MAT.VOIE FERREE
	PIPES,TUBES:IRON,STEEL	7,931	11,558	19,489	TUYAUX,TUBES:FER,ACIER
	WIRE	172	1,771	1,943	FIL METALLIQUE
	ALUMINUM	12,197	184	12,381	ALUMINIUM
	COPPER AND ALLOYS	52,719	2,618	55,337	CUIVRE ET ALLIAGES
	LEAD AND ALLOYS	1,411		1,411	PLOMB ET ALLIAGES
	NICKEL AND ALLOYS	328	1	329	NICKEL ET ALLIAGES
	ZINC AND ALLOYS	8,285		8,285	ZINC ET ALLIAGES
	NON-FERROUS METALS NES	762	4,162	4,924	METAUX NON-FERREUX NDA
	METAL FAB.BASIC PROD.	9,071	2,917	11,988	OUVR.DE BASE EN METAL
	BRICKS,TILES NES	5,008	3,495	8,503	BRIQUES,TUILES NDA
	GLASS BASIC PRODUCTS	1,160	2,268	3,428	OUVR.DE BASE EN VERRE
	ASBESTOS BASIC PROD.	657		657	OUVR.DE BASE AMIANTE
	CEMENT	230,510		230,510	CIMENT
	CEMENT BASIC PROD.	4		4	OUVR.DE BASE CIMENT
	LIME	20		20	CHAUX
	NON-MET.MIN.BASIC PROD	734	257	991	PROD.MIN.NON-MET.BASF

TABLE 6. CARGOES HANDLED AT CANADIAN PORTS, TO AND FROM FOREIGN COUNTRIES IN 1975

TABLEAU 6. MARCHANDISES MANUTENTIONNEES DANS LES PORTS CANADIENS, A DESTINATION OU EN PROVENANCE DE PAYS ETRANGERS EN 1975

PORT PORT	COMMODITY	TONS LOADED TONNES CHARGÉES	TONS UNLOADED TONNES DECHARGÉES	TOTAL TOTAL	MARCHANDISES	
MONTREAL (CONTD. - SUITE)	MISC. FABRICATED PROD.	119	1,221	1,340	OUVRAGES DIVERS	
	TRACTORS	1,241	6,386	7,627	TRACTEURS	
	MACHINERY NES	34,503	27,064	62,167	MACHINES NDA	
	RAILWAY ROLLING STOCK	3,154	4	3,158	MAT. ROUL. DE CH. DE FER	
	PASS. AUTOS AND CHASSIS	4,743	8,734	13,477	VOITURES PART., CHASSIS	
	BUSES AND CHASSIS	8		8	AUTOBUS ET CHASSIS	
	TRUCKS AND CHASSIS	6,052	137	6,189	CAMIONS ET CHASSIS	
	MOTOR VEHICLE ENGINES	3,620	678	4,298	MOTEURS DE VEH. AUTOM.	
	RGD MOTOR VEH. NES	1,253	166	1,419	VEH. AUTOM. ROUTIERS NDA	
	SHIPS, AIRCRAFT, MIS. VEH	1,220	29	1,249	NAVIRES, AVIONS, VEH. DIV	
	RUBBER TIRES AND TUBES	196	316	512	PNEUS, CHAMBRES A AIR	
	EQUIPMENT MISC.	12,821	5,774	18,595	MATERIEL DIVERS	
	PERSONAL, HOUSEHOLD GOODS	6,437	6,705	13,142	ART. PERS. ET MENAGERS	
	FIREARMS, AMMUNITION	130	207	337	ARMES A FEU, MUNITIONS	
	CONTAINERS, CLOSURES	1,207	103	1,310	CONTENEURS, FERMETURES	
	MISC. END PRODUCTS NES	21,798	832	22,630	PRODUITS FINIS DIV. NDA	
	GENERAL CARGO	24,436	15,020	39,456	MARCHANDISES DIVERSES	
	CONTAINERIZED FREIGHT	780,800	607,204	1,388,004	FRET CONTENEURESE	
	PORT TOTAL	4,803,774 *	3,754,654 *	8,558,428 *	TOTAL DU PORT	
	CONTRECOEUR	RAW SUGAR		11,200	11,200	SUCRE BRUT
ALUMINA, BAUXITE ORES		25,998		25,998	MINERAIS ALUMINE, BAUX.	
IRON ORE AND CONC		892,341	1,478,021	2,370,362	MINERAL, CONC. DE FER	
MANGANESE CRE		15,800	54,347	70,147	MINERAL DE MANGANESE	
ORES AND CONC. NES		1,150	8,356	9,506	MINERAIS ET CONC. NDA	
FLUORSPAR		4,816	13,791	18,607	SPATH FLUOR	
PHOSPHATE ROCK			57,508	57,508	ROCHE PHOSPHATEE	
COKE		15,700	124,313	140,013	COKE	
PRIMARY IRON, STEEL NES			22,671	22,671	FER, ACIER PRIMAIR. NDA	
PORT TOTAL		955,805 *	1,770,207 *	2,726,012 *	TOTAL DU PORT	
NEW RICHMOND		LUMBER AND TIMBER	1,166		1,166	BOIS D'OEUVRE ET CHARP.
		PAPERBOARD	11,618		11,618	CARTON
	PORT TOTAL	12,784 *		12,784 *	TOTAL DU PORT	
POINT AU PIC	PULP	1,318		1,318	PATE	
	INORGANIC CHEMS. NES		9,501	9,501	PROD. CHIM. INORG. NDA	
PORT TOTAL	1,318 *	9,501 *	10,819 *	TOTAL DU PORT		
PORT ALFRED	ALUMINA, BAUXITE ORES		2,625,868	2,625,868	MINERAIS ALUMINE, BAUX.	
	COAL, BITUMINOUS		3,000	3,000	CHARBON BITUMINEUX	
	FLUORSPAR		53,736	53,736	SPATH FLUOR	
	COTTON, TEXTILE WASTE	29		29	DECHETS DE COTON, TEXT.	
	LUMBER AND TIMBER	15,995		15,995	BOIS D'OEUVRE ET CHARP.	
	PULP	26,517		26,517	PATE	
	NEWSPRINT PAPER	198,906		198,906	PAPIER JOURNAL	
	PAPERBOARD	948		948	CARTON	
	METALLIC SALTS	6,387	20	6,407	SELS METALLIQUES	
	INORGANIC CHEMS. NES		163,168	163,168	PROD. CHIM. INORG. NDA	
	FUEL OIL		35,452	35,452	MAZOUT	
	COKE	5,923	298,272	304,195	COKE	
	FERRO-ALLOYS	2,108		2,108	FERRO-ALLIAGES	
	PLATE & SHEET STEEL		810	810	TOLES, FEUILLES D'ACIER	
	ALUMINIUM	97,153	557	97,710	ALUMINIUM	
	NON-FERROUS METALS NES	161		161	METAUX NON-FERREUX NDA	
	METAL FAB. BASIC PROD.		154	154	OUVR. DE BASE EN METAL	
	BRICKS, TILES NES		1,313	1,313	BRIQUES, TUILLES NDA	
	NON-MET. MIN. BASIC PROD		1,863	1,863	PROD. MIN. NON-MET. BASE	
	EQUIPMENT MISC.	2	39	41	MATERIEL DIVERS	
GENERAL CARGO	12	2,202	2,214	MARCHANDISES DIVERSES		
PORT TOTAL	354,141 *	3,186,454 *	3,540,595 *	TOTAL DU PORT		
PORT CARTIER	BARLEY	308,256	19,201	327,457	ORGE	
	CORN	591,633	638,627	1,230,260	MAIS	
	OATS	11,437	18,482	29,919	AVOINE	
	RYE	95,265	26,612	121,877	SEIGLE	
	WHEAT	2,855,524	915,721	3,771,245	BLE	
	SOYA BEANS	174,683	166,786	341,469	GRAINE DE SOYA	
	IRON ORE AND CONC	9,098,568		9,098,568	MINERAL, CONC. DE FER	
	RAILWAY TIES		2,212	2,212	TRAVERSES DE CH. FER	
	PULP	18,428		18,428	PATE	
	NEWSPRINT PAPER	47		47	PAPIER JOURNAL	
	INORGANIC CHEMS. NES		7,393	7,393	PROD. CHIM. INORG. NDA	
	BARNS AND RODS, STEEL		450	450	BARRES ET TIGES ACIER	
	STRUCTURAL SHAPES		1,965	1,965	PROFILES DE CONSTRUCT.	
	RAILS & TRACK MATERIAL		11,408	11,408	RAILS, MAT. VOIE FERREE	
	MACHINERY NES		1,383	1,383	MACHINES NDA	
	PORT TOTAL	13,153,841 *	1,810,240 *	14,964,081 *	TOTAL DU PORT	
	QUEBEC	CATTLE		85	85	BOVINS
		BARLEY	337,447	9,099	346,546	ORGE
		CORN	75,905	194,333	270,238	MAIS
		OATS	26,542		26,542	AVOINE

TABLE 6. CARGOES HANDLED AT CANADIAN PORTS, TO AND FROM FOREIGN COUNTRIES IN 1975

TABLÉAU 6. MARCHANDISES MANUTENTIONNÉES DANS LES PORTS CANADIENS, À DESTINATION OU EN PROVENANCE DE PAYS ÉTRANGERS EN 1975

PORT	COMMODITY	TONS LOADED TONNES CHARGÉES	TONS UNLOADED TONNES DÉCHARGÉES	TOTAL TOTAL	MARCHANDISES	
QUEBEC (CONTD. - SUITE)	WHEAT	1,194,108	50,916	1,245,024	BLE	
	FLAXSEED	1,480	1,448	2,928	GRAINE DE LIN	
	SOYA BEANS	13,328	13,366	26,694	GRAINE DE SOYA	
	COPPER ORE AND CONC.	61,984		61,984	MINÉRAI, CONC. DE CUIVRE	
	LEAD ORE AND CONC.	5,240		5,240	MINÉRAI, CONC. DE PLOMB	
	NICKEL-COPPER ORE	50,836		50,836	MINÉRAI, CONC. DE NICKEL	
	ZINC ORE AND CONC.	472,960		472,960	MINÉRAI, CONC. DE ZINC	
	IRON AND STEEL SCRAP	59,458		59,458	DÉCHETS DE FER, D'ACIER	
	CRUDE PETROLEUM		3,380,830	3,380,830	PÉTROLE BRUT	
	ASBESTOS	4,994		4,994	AMIANTE	
	CLAY MATERIALS NES		29,505	29,505	MATIÈRES ARGIL. NDA	
	SALT		23,675	23,675	SEL	
	SULPHUR IN DRES	139,632		139,632	SOUFRE EN MINÉRAI	
	WASTE AND SCRAP NES	100		100	DÉCHETS ET REBUTS NDA	
	LUMBER AND TIMBER	2,047		2,047	BOIS D'ŒUVRE ET CHARP.	
	VENEER, PLYWOOD	341		341	PLACAGES, CONTRE-PLAQ.	
	PULP	5,651		5,651	PÂTE	
	NEWSPRINT PAPER	94,557		94,557	PAPIER JOURNAL	
	PAPER NES	1		1	PAPIER NDA	
	PAPERBOARD	1,134		1,134	CARTON	
	BLDG. PAPER AND BOARD		473	473	PLAQ. CONSTR., PAP./CART.	
	ANIMAL OILS, EXC. MARINE	3,999		3,999	HUIL. ANIM. SAUF AN. MAR.	
	METALLIC SALTS		13,166	13,166	SELS MÉTALLIQUES	
	FERTILIZERS NES		21,919	21,919	ENGRAIS CHIMIQUE NDA	
	GASOLINE		21,244	21,244	ESSENCE	
	FUEL OIL	228,890		237,210	MAZOUT	
	COKE		4,536	4,536	COKE	
	BARNS AND ROOFS, STEEL		2,315	2,315	BARRES ET TIGES ACIER	
	PLATE & SHEET STEEL		2,316	2,316	TÔLES, FEUILLES D'ACIER	
	STRUCTURAL SHAPES		2,372	2,372	PROFILES DE CONSTRUCT.	
	WIRE		20	20	FIL MÉTALLIQUE	
	ALUMINUM	824		824	ALUMINIUM	
	COPPER AND ALLOYS	1		1	CUIVRE ET ALLIAGES	
	NICKEL AND ALLOYS		2,761	2,761	NICKEL ET ALLIAGES	
	NON-FERROUS METALS NES	152		152	MÉTAUX NON-FERREUX NDA	
	METAL FAB. BASIC PROD.	403		403	OUVR. DE BASE EN MÉTAL	
	CEMENT	17,390		17,390	CIMENT	
	MISC. FABRICATED PROD.	400		400	OUVRAGES DIVERS	
	MACHINERY NES	2,776	168	2,944	MACHINES NDA	
	BUSES AND CHASSIS		9	9	AUTOBUS ET CHASSIS	
	EQUIPMENT MISC.	609		609	MATÉRIEL DIVERS	
	FIREARMS, AMMUNITION	810	143	953	ARMES À FEU, MUNITIONS	
	MISC. END PRODUCTS NES	500		500	PRODUITS FINIS DIV. NDA	
	GENERAL CARGO	1		1	MARCHANDISES DIVERSES	
	CONTAINERIZED FREIGHT	265,885	228,437	494,322	FRET CONTENEURESE	
	PORT TOTAL	3,064,385 *	4,011,456 *	7,075,841 *	TOTAL DU PORT	
	RIMOUSKI	LUMBER AND TIMBER	6,720		6,720	BOIS D'ŒUVRE ET CHARP.
		INORGANIC CHEMS. NES		17,677	17,677	PROD. CHIM. INORG. NDA
		EXPLOS., FUSES, CAPS	48		48	EXPLOS., AMORCES, DET.
		ROAD MOTOR VEH. NES		796	796	VEH. AUTOM. ROUTIERS NDA
		FIREARMS, AMMUNITION		2,409	2,409	ARMES À FEU, MUNITIONS
		PORT TOTAL	6,768 *	20,882 *	27,650 *	TOTAL DU PORT
RIVIERE DU LOUP	NEWSPRINT PAPER	6,707		6,707	PAPIER JOURNAL	
	PORT TOTAL	6,707 *	*	6,707 *	TOTAL DU PORT	
SEPT ILES	BOLTS, ROUND TIMBER		883	883	BILLOTS, BOIS ROND	
	IRON ORE AND CONC	23,636,072		23,636,072	MINÉRAI, CONC. DE FER	
	IRON AND STEEL SCRAP	15,726		15,726	DÉCHETS DE FER, D'ACIER	
	BENTONITE		130,744	130,744	BENTONITE	
	LIMESTONE		29,262	29,262	PIERRE CALCAIRE	
	RAILWAY TIES		8,695	8,695	TRAVERSES DE CH. FER	
	EXPLOS., FUSES, CAPS		202	202	EXPLOS., AMORCES, DET.	
	FUEL OIL		246,250	246,250	MAZOUT	
	ASPHALTS, ROAD OILS		6,880	6,880	ASPHALTE, BITUME LIQD.	
	CASTINGS, FDRGINGS		2,239	2,239	MOUL. PIÈCES FORGÉES	
	STRUCTURAL SHAPES		1,607	1,607	PROFILES DE CONSTRUCT.	
	RAILS & TRACK MATERIAL		9,101	9,101	RAILS, MAT. VOIE FERRÉE	
	MACHINERY NES		235	235	MACHINES NDA	
	CONTAINERS, CLOSURES		369	369	CONTENEURS, FERMETURES	
	GENERAL CARGO		825	825	MARCHANDISES DIVERSES	
	PORT TOTAL	23,651,798 *	437,292 *	24,089,090 *	TOTAL DU PORT	
POINTE NOIRE	IRON ORE AND CONC	1,685,178		1,685,178	MINÉRAI, CONC. DE FER	
	BENTONITE		19,537	19,537	BENTONITE	
	PORT TOTAL	1,685,178 *	19,537 *	1,704,715 *	TOTAL DU PORT	

TABLE 6. CARGOES HANDLED AT CANADIAN PORTS, TO AND FROM FOREIGN COUNTRIES IN 1975

TABLEAU 6. MARCHANDISES MANUTENTIONNEES DANS LES PORTS CANADIENS, A DESTINATION OU EN PROVENANCE DE PAYS ETRANGERS EN 1975

PORT	COMMODITY	TONS LOADED TONNES CHARGÉES	TONS UNLOADED TONNES DÉCHARGÉES	TOTAL TOTAL	MARCHANDISES
HARBOR TOTAL - SEPT-ÎLES & POINTE-NOIRE		25,336,976 *	456,829 *	25,793,805 *	TOTAL DU HAVRE - SEPT-ÎLES & POINTE-NOIRE
SOREL (CONTD. - SUITE)	BARLEY	20,400	20,571	40,971	ORGE
	CORN	147,172	171,517	318,689	MAIS
	RYE	31,000		31,000	SEIGLE
	WHEAT	1,081,329	207,192	1,288,521	BLE
	SOYA BEANS	26,625	29,689	56,314	GRAINE DE SOYA
	BOLTS, ROUND TIMBER	3,183		3,183	BILLOTS, BOIS ROUNDS
	IRON AND STEEL SCRAP	5,500		5,500	DÉCHETS DE FER, DACTIER
	SLAG, DROSS, BY-PRODUCTS	735,720		735,720	POUS. GUEUL. SCOR. PROD.
	COAL, NES		342,677	342,677	CHARBON, NDA
	PIG IRON	348,498		348,498	FER EN GUEUSE
	PRIMARY IRON, STEEL NES		886	886	FER, ACIER PRIMAIR. NDA
	BAR AND RODS, STEEL		3,919	3,919	BARRES ET TIGES ACIER
	PLATE & SHEET STEEL		3,919	3,919	TOLES, FEUILLES DACTIER
	STRUCTURAL SHAPES		10,499	10,499	PROFILES DE CONSTRUCT.
	PIPES, TUBES: IRON, STEEL		2,601	2,601	TUYAUX, TUBES: FER, ACIER
	NON-FERROUS METALS NES	112		112	METAUX NON-FERREUX NDA
	METAL FAB. BASIC PROD.	2		2	OUVR. DE BASE EN METAL
	MACHINERY NES		198	198	MACHINES NDA
	SHIPS, AIRCRAFT, MIS. VEH		970	970	NAVIRES, AVIONS, VEH. DIV
	GENERAL CARGO		951	951	MARCHANDISES DIVERSES
	PORT TOTAL	2,399,541 *	795,589 *	3,195,130 *	TOTAL DU PORT
TROIS RIVIERES	DAIRY PROD. EGGS, HONEY	25		25	PROD. LAIT., ŒUFS, MIEL
	CORN	10,000	58,945	68,945	MAIS
	WHEAT	688,583	99,470	788,053	BLE
	MACARONI, CEREAL PROD.		505	505	PÂTES ALIM. PROD. CEREAL
	ASBESTOS	1,028		1,028	AMIANTE
	CHINA CLAY		45,510	45,510	KAOLIN
	RUBBER FAB. MATERIALS	35		35	DEMI-PROD. CAOUTCHOUC
	LUMBER AND TIMBER	340	9,194	9,534	BOIS ŒUVRE ET CHARP.
	PULP	20,135	1,888	22,023	PÂTE
	NEWSPRINT PAPER	157,813		157,813	PAPIER JOURNAL
	PAPERBOARD	1,980		1,980	CARTON
	METALLIC SALTS		4,547	4,547	SELS METALLIQUES
	INORGANIC CHEMS. NES	1,544		1,544	PROD. CHIM. INORG. NDA
	ORGANIC CHEMICALS NES	3		3	PROD. CHIM. ORG. NDA
	FUEL OIL		29,676	29,676	MAZOUT
	COKE		6,271	6,271	COKE
	ALUMINIUM	1,025		1,025	ALUMINIUM
	NON-FERROUS METALS NES	175		175	METAUX NON-FERREUX NDA
	LIME	705		705	CHAUX
	NON-MET. MIN. BASIC PROD	250		250	PROD. MIN. NON-MET. BASE
	MACHINERY NES	29		29	MACHINES NDA
	TRUCKS AND CHASSIS	1		1	CAMIONS ET CHASSIS
	RUBBER TIRES AND TUBES	3		3	PNEUS, CHAMBRAS A AIR
	PERSONAL, HSEHOLD GOODS	5		5	ART. PERS. ET MENAGERS
	PORT TOTAL	883,679 *	256,006 *	1,139,685 *	TOTAL DU PORT
VALLEYFIELD	MEAT, FRESH OR FROZEN	744	11	755	VIANDE, FRAICHE / CONG.
	MEAT AND MEAT PREP. NES		225	225	VIANDES ET PREP. NDA
	FISH, FRESH OR FROZEN	78	15	93	POISSON, FRAIS OU CONG.
	FISH, SALTED OR CURED	47		47	POISSON, SALE OU FUME
	LOBSTER		7	7	HOMARD
	SHELL FISH, NES	107	23	130	MOLLUSQUES CRUST., NDA
	CHEESE		7	7	FROMAGE
	OATS	442		442	AVOINE
	MALT AND MALT FLOUR	834		834	MALT ET FARINE DE MALT
	BAKERY PROD. INC. FROZEN		13	13	PROD. BOUL., PROD. CONG.
	MACARONI, CEREAL PROD.		56	56	PÂTES ALIM. PROD. CEREAL
	APPLES		940	940	POMMES
	FRESH FRUITS, BERRIES		88	88	FRUITS, BAIES FRAIS
	FROZEN FRUITS, BERRIES	112		112	FRUITS, BAIES CONGÉLÉS
	FRUIT JUICES		1,602	1,602	JUS DE FRUIT
	FRUITS, PREP. CANNED		3	3	FRUITS PREP. EN BOITE
	PEANUTS		66	66	CACAHUETES
	NUTS, EXC. OIL NUTS NES		186	186	NOIX, SAUF ŒLEAG. NDA
	VEGETABLES, DRIED	363	3	366	LEGUMES, SECS
	VEGETABLE PREP. NES		66	66	PREP. DE LEGUMES NDA
	RAW SUGAR		7,616	7,616	SUCRE BRUT
	SUGAR, NES	20		20	SUCRE, NDA
	SUGAR PREPARATIONS		791	791	PREP. A BASE DE SUCRE
	COCOA AND CHOCOLATE		2,058	2,058	CACAO ET CHOCOLAT
	COFFEE		2,689	2,689	CAFÉ
	TEA		160	160	THÉ
	SPICES		6	6	ÉPICES
	SAUSAGE SKINS, CASINGS	4	1	5	BOYAUX A SAUCISSES
	MISC. FOOD PREP. NES	148	353	501	DIV. PREP. ALIM. NDA
	NON-ALCOHOLIC BEVERAGE		46	46	BOISSONS NON-ALCOHOL.
	WINES		26	26	VINS
	DIST. ALCOHOLIC BEV.		11	11	BOISS. ALCOOL. DIST.
	TOBACCO NES	1	2	3	TABACS NDA
	RAW HIDES AND SKINS	427	4	431	PEAUX ET CUIRS BRUT
	RUBBER, ALLIED GUMS, NAT		1	1	CAOUTCHOUC GOMMES NAT.

TABLE 6. CARGOES HANDLED AT CANADIAN PORTS, TO AND FROM FOREIGN COUNTRIES IN 1975

TABLEAU 6. MARCHANDISES MANUTENTIONNEES DANS LES PORTS CANADIENS, A DESTINATION OU EN PROVENANCE DE PAYS ETRANGERS EN 1975

PORT PORT	COMMODITY	TONS LOADED TONNES CHARGEES	TONS UNLOADED TONNES DECHARGEES	TOTAL TOTAL	MARCHANDISES	
VALLEYFIELD (CONTD. - SUITE)	CRUDE VEG.PROD.NES		55	55	PR.BRUTS ORIG.VEG.NDA	
	LOGS	29		29	BILLES	
	WOOL AND ANIMAL HAIR		187	187	LAINNE,POILS DANIMAL	
	TEXTILE FIBRES NES		662	662	FIBRES TEXTILES NDA	
	ORES AND CONC.NES	110	79	189	MINERAIS ET CONC.NDA	
	ASBESTOS	1,720	1,165	2,885	AMIANTE	
	PHOSPHATE ROCK		17,312	17,312	ROCHE PHOSPHATEE	
	COTTON,TEXTILE WASTE	82		82	DECHETS DE COTON,TEXT.	
	WASTE AND SCRAP NES		18	18	DECHETS ET REBUTS NDA	
	LEATHER		57	57	CUIR	
	LUMBER AND TIMBER	131	1,916	2,047	BOIS D'OEUVRE ET CHARP.	
	VENEER,PLYWOOD		2	2	PLACAGES,CONTRE-PLAQ.	
	WOOD FAB.MATERIALS		43	43	DEMI-PRODUITS EN BOIS	
	PULP	316	981	1,297	PATE	
	NEWSPRINT PAPER	154		154	PAPIER JOURNAL	
	PAPER NES	80		80	PAPIER NDA	
	BLOG.PAPER AND BOARD	843	861	1,704	PLAQ.CONSTR.,PAP/CART.	
	CORDAGE,TWINE,ROPE		1,752	1,752	CORDAGE,FICELLE,CORDE	
	JUTE WOVEN FABRICS		247	247	TESSUS DE JUTE	
	TEXTILE FAB.MTL NES	22	2,313	2,335	OUVR.EN MAT.TEXT.NDA	
	VEG.OILS,FATS NES		383	383	HUIL.MAT.GRAS.VEG.NDA	
	OILS,FATS,WAXES NES	8		8	HUIL.MAT.GRAS.CIRE NDA	
	METALLIC SALTS	6		6	SELS METALLIQUES	
	INORGANIC CHEMS. NES	90	1,298	1,388	PRODD.CHIM.INORG.NDA	
	ORGANIC CHEMICALS NES	13,529	10,811	24,340	PRODD.CHIM.ORGAN.NDA	
	AGRICULTURAL CHEMICALS	14		14	PRODD.CHIM.AGRICOLES	
	PLASTIC MATERIALS	4	2	6	MATIERES PLASTIQUES	
	ASPHALTS,ROAD OILS	405		405	ASPHALTE,BITUME LIQD.	
	FERRO-ALLOYS		509	509	FERRO-ALLIAGES	
	PIG IRON		26	26	FER EN GUEUSE	
	PRIMARY IRON,STEEL NES	259		259	FER,ACIER PRIMAIR,NDA	
	CASTINGS,FORGINGS		19	19	MOUL.PIECES FORGEES	
	PLATE & SHEET STEEL	170	48	218	TOLES,FEUILLES D'ACIER	
	STRUCTURAL SHAPES	482	676	1,158	PROFILES DE CONSTRUCT.	
	RAILS & TRACK MATERIAL	20		20	RAILS,MAT.VOIE FERREE	
	COPPER AND ALLOYS	248		248	CUIVRE ET ALLIAGES	
	LEAD AND ALLOYS	375		375	PLOMB ET ALLIAGES	
	ZINC AND ALLOYS	13,925		13,925	ZINC ET ALLIAGES	
	NON-FERROUS METALS NES	22		22	METAUX NON-FERREUX NDA	
	METAL FAB.BASIC PROD.	49	15	64	OUVR.DE BASE EN METAL	
	BRICKS,TILES NES	4,336	212	4,548	BRIQUES,TUILES NDA	
	GLASS BASIC PRODUCTS	82	21	103	OUVR.DE BASE EN VERRE	
	NON-MET.MIN.BASIC PROD		328	328	PRODD.MIN.NON-MET.BASE	
	MISC.FABRICATED PROD.		16	16	OUVRAGES DIVERS	
	TRACTORS	40	97	137	TRACTEURS	
	MACHINERY NES	1,699	406	2,105	MACHINES NDA	
	PASS.AUTOS AND CHASSIS	15	91	106	VOITURES'PART.,CHASSIS	
	TRUCKS AND CHASSIS	53		53	CAMIONS ET CHASSIS	
	MOTOR VEHICLE ENGINES	1		1	MOTEURS DE VEH.AUTOM.	
	SHIPS,AIRCRAFT,MIS.VEH	5		5	NAVIRES,AVIONS,VEH.DIV	
	RUBBER TIRES AND TUBES		30	30	PNEUS, CHAMBRES A AIR	
	EQUIPMENT MISC.	40	271	311	MATERIEL DIVERS	
	PERSONAL,HOUSEHOLD GOODS	56	1,178	1,234	ART.PERS.ET MENAGERS	
	FIREARMS,AMMUNITION		114	114	ARMES A FEU,MUNITIONS	
	CONTAINERS,CLOSURES	140	10	150	CONTENEURS,FERMETURES	
	MISC. END PRODUCTS NES	1	34	35	PRODUITS FINIS DIV.NDA	
	GENERAL CARGO	28	421	449	MARCHANDISES DIVERSES	
	PORT TOTAL	42,916 *	61,741 *	104,657 *	TOTAL DU PORT	
	QUEBEC-NORTH/NORD	ASBESTOS	277,797		277,797	AMIANTE
		GASOLINE		1,209	1,209	ESSENCE
		FUEL OIL		18,390	18,390	MAZOUT
		PORT TOTAL	277,797 *	19,599 *	297,396 *	TOTAL DU PORT
	QUEBEC-NES/NDA	MANGANESE ORE		19,746	19,746	MINERAI DE MANGANESE
		COAL,BITUMINOUS		8,500	8,500	CHARBON BITUMINEUX
ANIMAL OILS,EXC.MARINE		2,625		2,625	HUIL.ANIM.SAUF AN.MAR.	
BARNS AND RODS,STEEL			1,549	1,549	BARRES ET TIGES ACIER	
PLATE & SHEET STEEL			1,548	1,548	TOLES,FEUILLES D'ACIER	
STRUCTURAL SHAPES			1,548	1,548	PROFILES DE CONSTRUCT.	
MACHINERY NES			641	641	MACHINES NDA	
SHIPS,AIRCRAFT,MIS.VEH		588	1,297	1,885	NAVIRES,AVIONS,VEH.DIV	
PORT TOTAL		3,213 *	34,829 *	38,042 *	TOTAL DU PORT	
PROVINCE TOTAL		55,353,997 **	17,389,027 **	72,743,024 **	TOTAL DE LA PROVINCE	
ONTARIO / ONTARIO BADGLEY ISLAND	STONE,CRUDE NES	84,243		84,243	PIERRE BRUTE NDA	
	PORT TOTAL	84,243 *	*	84,243 *	TOTAL DU PORT	
BATH	CEMENT	42,128		42,128	CIMENT	
	PORT TOTAL	42,128 *	*	42,128 *	TOTAL DU PORT	

TABLE 6. CARGOES HANDLED AT CANADIAN PORTS, TO AND FROM FOREIGN COUNTRIES IN 1975

TABLEAU 6. MARCHANDISES MANUTENTIONNEES DANS LES PORTS CANADIENS, A DESTINATION OU EN PROVENANCE DE PAYS ETRANGERS EN 1975

PORT PORT	COMMODITY	TONS LOADED TONNES CHARGÉES	TONS UNLOADED TONNES DÉCHARGÉES	TOTAL TOTAL	MARCHANDISES
CARDINAL	LIVE ANIMALS, NES	5		5	ANIMAUX VIVANTS, NDA
	CORN		102,473	102,473	MAIS
	PORT TOTAL	5 *	102,473 *	102,478 *	TOTAL DU PORT
CLARKSON	COAL,BITUMINOUS		25,523	25,523	CHARBON BITUMINEUX
	CRUDE PETROLEUM		29,130	29,130	PETROLE BRUT
	CEMENT	310,220		310,220	CIMENT
PORT TOTAL	310,220 *	54,653 *	364,873 *	TOTAL DU PORT	
CORNWALL	VEGETABLES, DRIED		4	4	LEGUMES, SECS
	DIST.ALCOHOLIC BEV.	12		12	BOISS.ALCOOL.DIST.
	VENEER,PLYWOOD		13	13	PLACAGES,CONTRE-PLAQ.
	PULP	14,761		14,761	PATE
	NEWSPRINT PAPER	500		500	PAPIER JOURNAL
	PAPER NES	1,247		1,247	PAPIER NDA
	TEXTILE FAB.MTL NES		33	33	OUVR.EN MAT.TEXT.NDA
	INORGANIC CHEMS. NES		25	25	PROD.CHIM.INDRG.NDA
	ORGANIC CHEMICALS NES		546	546	PROD.CHIM.ORGAN.NDA
	AGRICULTURAL CHEMICALS	225		225	PROD.CHIM.AGRICOLES
	CHEM.SPECIALTIES NES		3,270	3,270	PROD.CHIM.SPÉCIAUX NDA
	BARNS AND RODS,STEEL		1,196	1,196	BARRES ET TIGES ACIER
	PLATE & SHEET STEEL		85	85	TOLES,FEUILLES DACIER
	PIPES,TUBES:IRON,STEEL		17	17	TUYAUX,TUBES:FER,ACIER
	WIRE		11	11	FIL METALLIQUE
	ALUMINIUM	111		113	ALUMINIUM
	COPPER AND ALLOYS	3,289		3,289	CUIVRE ET ALLIAGES
	NON-FERROUS METALS NES	27		27	METAUX NON-FERREUX NDA
	METAL FAB.BASIC PROD.		24	24	OUVR.DE BASE EN METAL
	BRICKS,TILES NES		13	13	BRIQUES,TUILES NDA
	GLASS BASIC PRODUCTS		203	203	OUVR.DE BASE EN VERRE
	MACHINERY NES	270		506	MACHINES NDA
	MOTOR VEHICLE ENGINES		11	11	MOTEURS DE VEH.AUTDM.
	EQUIPMENT MISC.		1	1	MATERIEL DIVERS
	PERSONAL,HOUSEHOLD GOODS		43	43	ART.PERS.ET MENAGERS
	GENERAL CARGO		3	3	MARCHANDISES DIVERSES
	PORT TOTAL	20,442 *	5,736 *	26,178 *	TOTAL DU PORT
COURTRIGHT	COAL,BITUMINOUS		94,057	94,057	CHARBON BITUMINEUX
	LIMESTONE		24,751	24,751	PIERRE CALCAIRE
	PORT TOTAL	*	118,808 *	118,808 *	TOTAL DU PORT
DEPOT HARBOUR	IRON ORE AND CONC	734,808		734,808	MINERAL,CONC.DE FER
	PORT TOTAL	734,808 *	*	734,808 *	TOTAL DU PORT
GODERICH	SALT	650,214		650,214	SEL
	MACHINERY NES		384	384	MACHINES NDA
	PORT TOTAL	650,214 *	384 *	650,598 *	TOTAL DU PORT
HAMILTON	MEAT,CURED	26		26	VIANDE FUMÉE OU SALÉE
	FISH,FRESH OR FROZEN	1		1	POISSON,FRAIS OU CONG.
	CHEESE	2		2	FRÔMAGE
	FRUIT,PRES.NDT CANNED		23	23	CONS. FRUITS NON BOITE
	NUTS,EXC.OIL NUTS NES	3	61	64	NOIX,SAUF OLÉAG.NDA
	VEGETABLES, DRIED	520	12	532	LEGUMES, SECS
	VEGETABLE PREP.NES	52		52	PREP. DE LEGUMES NDA
	MELASSES, CRUDE		8,800	8,800	MELASSE, BRUTE
	COCOA AND CHOCOLATE		1,472	1,472	CACAO ET CHOCOLAT
	COFFEE		666	666	CAFÉ
	TEA		1,056	1,056	THÉ
	SPICES		6	6	ÉPICES
	MISC.FOOD PREP.NES	14	7	21	DIV.PREP.ALIM.NDA
	SOYA. OIL MEAL, CAKE	12,752		12,752	FARINE TOURT.GR.SOYA
	BREWERS GRAINS	12		12	GRAINS DE BRASSERIE
	DIST.ALCOHOLIC BEV.	30		30	BOISS.ALCOOL.DIST.
	RAW HIDES AND SKINS	316		316	PEAUX ET CUIRS BRUT
	SOYA BEANS		135,785	135,785	GRAINE DE SOYA
	RUBBER,ALLIED GUMS,NAT		101	101	CADUTCHOUC GOMMES NAT.
	TEXTILE FIBRES NES		758	758	FIBRES TEXTILES NDA
	IRON ORE AND CONC		2,651,711	2,651,711	MINERAL,CONC.DE FER
	MANGANESE ORE		3,223	3,223	MINERAL DE MANGANESE
	NICKEL-COPPER ORE	12,855		12,855	MINER.DE CUIVRE-NICKEL
	IRON AND STEEL SCRAP	878		878	DÉCHETS DE FER, DACIER
	NON-FERROUS MET.SCRAP	123		123	DÉCHETS METAL.NON FER.
	COAL,BITUMINOUS		5,573,043	5,573,043	CHARBON BITUMINEUX
	CLAY MATERIALS NES		16,635	16,635	MATIÈRES ARGIL. NDA
	SAND AND GRAVEL		168,806	168,806	SABLE ET GRAVIERS
	STONE,CRUDE NES		1	1	PIERRE BRUTE NDA
	FLUORSPAR		11,217	11,217	SPATH FLUOR
	PHOSPHATE ROCK		22,298	22,298	ROCHE PHOSPHATÉE
	SALT		85,706	85,706	SEL
	CRUDE NON-MET.MIN.NES		102	102	MIN.NON-MET.BRUTS NDA
	COTTON,TEXTILE WASTE	38		38	DÉCHETS DE COTON,TEXT.
	LEATHER	2		3	CUIR

TABLE 6. CARGOES HANDLED AT CANADIAN PORTS, TO AND FROM FOREIGN COUNTRIES IN 1975

PORT PORT	COMMODITY	TONS LOADED TONNES CHARGÉES	TONS UNLOADED TONNES DECHARGÉES	TOTAL TOTAL	MARCHANDISES	
HAMILTON (CONTD. - SUITE)	LUMBER AND TIMBER		192	192	BOIS D'OEUVRE ET CHARP.	
	WOOD FAB. MATERIALS	1		1	DEMI-PRODUITS EN BOIS	
	PAPER NES	69		69	PAPIER NDA	
	BLDG. PAPER AND BOARD	34		34	PLAQ. CONSTR., PAP/CART.	
	WET MACHINE BOARD	4		4	CARTON EN PATE PRESSE	
	CORDAGE, TWINE, ROPE		1,208	1,208	CORDAGE, FICELLE, CORDE	
	JUTE WOVEN FABRICS		769	769	TISSUS DE JUTE	
	TEXTILE FAB. MTL NES	5		5	OUVR. EN MAT. TEXT. NDA	
	ANIMAL GILS, EXC. MARINE	35		35	HUIL. ANIM. SAUF AN. MAR.	
	SOYABEAN OIL	1,120		1,120	HUILE DE SOYA	
	OILS, FATS, WAXES NES	2		2	HUIL. MAT. GRAS. CIRE NDA	
	METALLIC SALTS	290		290	SELS METALLIQUES	
	INORGANIC CHEMS. NES	218		218	PROD. CHIM. INORG. NDA	
	ORGANIC CHEMICALS NES	477		477	PROD. CHIM. ORG. NDA	
	FERTILIZERS NES	1,717	46,794	48,511	ENGRAIS CHIMIQUE NDA	
	AGRICULTURAL CHEMICALS	123		123	PROD. CHIM. AGRICOLES	
	SYNTHETIC RUBBER	1,053		1,053	CAOUTCHOUC SYNTHETIQUE	
	PLASTIC MATERIALS	14		14	MATIERES PLASTIQUES	
	DYESTUFF, PIGMENT, PAINT	88	6	94	MAT. COLOR. PIG. PEINTURE	
	CHEM. SPECIALTIES NES	78		78	PROD. CHIM. SPECIAUX NDA	
	COKE	43,582	12,125	55,707	COKE	
	ASPHALTS, ROAD OILS	36		36	ASPHALTE, BITUME LIQD.	
	PETROL, COAL PROD. NES	20	7,100	7,120	DERIVE PETR. CHARB. NDA	
	PRIMARY IRON, STEEL NES		31,109	31,109	FER, ACIER PRIMAIR. NDA	
	CASTINGS, FORGINGS	682	2,373	3,055	MOUL. PIECES FORGEES	
	BAR AND RODS, STEEL	595	21,789	22,384	BARRES ET TIGES ACIER	
	PLATE & SHEET STEEL	81,762	17,434	99,196	TOLES, FEUILLES D'ACIER	
	STRUCTURAL SHAPES	17,077	13,509	30,586	PROFILES DE CONSTRUCT.	
	RAILS & TRACK MATERIAL		4,316	4,316	RAILS, MAT. VOIE FERREE	
	PIPES, TUBES: IRON, STEEL		3,538	3,538	TUYAUX, TUBES: FER, ACIER	
	WIRE	13	219	232	FIL METALLIQUE	
	COPPER AND ALLOYS	7		7	CUIVRE ET ALLIAGES	
	NICKEL AND ALLOYS	12	332	344	NICKEL ET ALLIAGES	
	NON-FERROUS METALS NES	220		220	METAUX NON-FERREUX NDA	
	METAL FAB. BASIC PROD.	119	93	212	OUVR. DE BASE EN METAL	
	GLASS BASIC PRODUCTS	362		362	OUVR. DE BASE EN VERRE	
	NON-MET. MIN. BASIC PROD	6		6	PROD. MIN. NON-MET. BASE	
	TRACTORS	7	162	169	TRACTEURS	
	MACHINERY NES	1,889	756	2,645	MACHINES NDA	
	RAILWAY ROLLING STOCK		2,824	2,824	MAT. ROUL. DE CH. DE FER	
	BUS, AUTOS AND CHASSIS	12	14	26	VOITURES PART., CHASSIS	
	TRUCKS AND CHASSIS	463		463	CAMIONS ET CHASSIS	
	MOTOR VEHICLE ENGINES	2,040		2,040	MOTEURS DE VEH. AUTOM.	
	SHIPS, AIRCRAFT, MIS. VEH		4	4	NAVIRES, AVIONS, VEH. DIV	
	RUBBER TIRES AND TUBES	7		7	PNEUS, CHAMBRES A AIR	
	EQUIPMENT MISC.	758	190	948	MATERIEL DIVERS	
	PERSONAL, HSEHOLD GOODS	963	1,230	2,193	ART. PERS. ET MENAGERS	
	CONTAINERS, CLOSURES	73	2	75	CONTENEURS, FERMETURES	
	MISC. END PRODUCTS NES	2,626	65	2,691	PRODUITS FINIS DIV. NDA	
	GENERAL CARGO	1,426	22	1,448	MARCHANDISES DIVERSES	
	PORT TOTAL	187,789 *	8,849,665 *	9,037,454 *	TOTAL DU PORT	
	KINGSTON	CORN		5,910	5,910	MAIS
		PORT TOTAL	*	5,910 *	5,910 *	TOTAL DU PORT
	KINGSVILLE	LIMESTONE		135,604	135,604	PIERRE CALCAIRE
		PORT TOTAL	*	142,304 *	142,304 *	SEL
	LITTLE CURRENT	IRON ORE AND CONC	454,551		454,551	MINERAL, CONC. DE FER
		PORT TOTAL	454,551 *	33,668 *	488,219 *	CHARBON BITUMINEUX
	MARATHON	COAL, BITUMINOUS		72,217	72,217	SELS METALLIQUES
LIMESTONE			11,641	11,641	CIMENT	
SALT			12,471	12,471	TOTAL DU PORT	
PULP		91,255		91,255	PATE	
MACHINERY NES			10	10	MACHINES NDA	
CONTAINERS, CLOSURES			6	6	CONTENEURS, FERMETURES	
PORT TOTAL		91,255 *	96,345 *	187,600 *	TOTAL DU PORT	
MICHIPICOTEN HARBOUR	COAL, BITUMINOUS		35,439	35,439	CHARBON BITUMINEUX	
	LIMESTONE		132,094	132,094	PIERRE CALCAIRE	
	COKE		10,336	10,336	COKE	
	PORT TOTAL	*	177,869 *	177,869 *	TOTAL DU PORT	
MIDLAND	SALT		16,482	16,482	SEL	
	PORT TOTAL	*	16,482 *	16,482 *	TOTAL DU PORT	
NANTICOKE	COAL, BITUMINOUS		3,769,533	3,769,533	CHARBON BITUMINEUX	
	PORT TOTAL	*	3,769,533 *	3,769,533 *	TOTAL DU PORT	

TABLE 6. CARGOES HANDLED AT CANADIAN PORTS, TO AND FROM FOREIGN COUNTRIES IN 1975

TABLEAU 6. MARCHANDISES MANUTENTIONNEES DANS LES PORTS CANADIENS, A DESTINATION OU EN PROVENANCE DE PAYS ETRANGERS EN 1975

PORT PORT	COMMODITY	TONS LOADED TONNES CHARGEES	TONS UNLOADED TONNES DECHARGEES	TOTAL TOTAL	MARCHANDISES
CAKVILLE	GASOLINE	17,781		17,781	ESSENCE
	FUEL OIL	137,135	1,300	138,435	MAZOUT
	PORT TOTAL	154,916 *	1,300 *	156,216 *	TOTAL DU PORT
OSHAWA	RAW SUGAR		71,941	71,941	SUCRE BRUT
	COAL,BITUMINOUS		139,787	139,787	CHARBON BITUMINEUX
	SALT		66,337	66,337	SEL
	PORT TOTAL	*	278,065 *	278,065 *	TOTAL DU PORT
OWEN SOUND	METALLIC SALTS		14,746	14,746	SELS METALLIQUES
	PORT TOTAL	*	14,746 *	14,746 *	TOTAL DU PORT
PARRY SOUND	LIMESTONE		39,538	39,538	PIERRE CALCAIRE
	METALLIC SALTS		5,158	5,158	SELS METALLIQUES
	PORT TOTAL	*	44,696 *	44,696 *	TOTAL DU PORT
PICTON	IRON ORE AND CONC	304,344		304,344	MINERAI, CONC. DE FER
	COAL,BITUMINOUS		102,416	102,416	CHARBON BITUMINEUX
	CEMENT	300,623		300,623	CIMENT
	PORT TOTAL	604,967 *	102,416 *	707,383 *	TOTAL DU PORT
PORT COLBORNE	CORN		14,078	14,078	MAIS
	IRON ORE AND CONC		113,026	113,026	MINERAI, CONC. DE FER
	COAL,BITUMINOUS		98,460	98,460	CHARBON BITUMINEUX
	DOLOMITE	1,070,517		1,070,517	DOLOMITE
	SALT		19,697	19,697	SEL
	COKE		5,500	5,500	COKE
	PIG IRON	12,678		12,678	FER EN GUEUSE
	NON-MET.MIN.BASIC PROD	185		185	PROD.MIN.NON-MET.BASE
	MACHINERY NES	29		29	MACHINES NDA
	PORT TOTAL	1,083,409 *	250,761 *	1,334,170 *	TOTAL DU PORT
PORT CREDIT	FUEL OIL	18,991		18,991	MAZOUT
	PORT TOTAL	18,991 *	*	18,991 *	TOTAL DU PORT
PORT STANLEY	COAL,BITUMINOUS		32,875	32,875	CHARBON BITUMINEUX
	TRUCKS AND CHASSIS	2,096		2,096	CAMIONS ET CHASSIS
	PORT TOTAL	2,096 *	32,875 *	34,971 *	TOTAL DU PORT
PRESCOTT	BARLEY		7,291	7,291	ORGE
	WHEAT	7,664		7,664	BLE
	SALT		43,929	43,929	SEL
	FERTILIZERS NES		6,991	6,991	ENGRAIS CHIMIQUE NDA
	PORT TOTAL	7,664 *	58,211 *	65,875 *	TOTAL DU PORT
ST. CATHARINES	ORES AND CONC.NES		17,765	17,765	MINERAIS ET CONC.NDA
	CLAY MATERIALS NES		3,600	3,600	MATIERES ARGIL.NDA
	SAND AND GRAVEL		108,404	108,404	SABLE ET GRAVIERS
	FUEL OIL		11,275	11,275	MAZOUT
	PETROL.COAL PROD.NES		4,470	4,470	DERIVE PETR.CHARB.NDA
	MACHINERY NES	270		270	MACHINES NDA
	PORT TOTAL	270 *	145,514 *	145,784 *	TOTAL DU PORT
SARNIA	COAL,BITUMINOUS		2,662,465	2,662,465	CHARBON BITUMINEUX
	SAND AND GRAVEL		112,995	112,995	SABLE ET GRAVIERS
	LIMESTONE		1,438,161	1,438,161	PIERRE CALCAIRE
	INORGANIC CHEMS. NES	2,425		2,425	PROD.CHIM.INORG.NDA
	GLYCOL		3,968	3,968	GLYCOL
	ORGANIC CHEMICALS NES	28,461		28,461	PROD.CHIM.ORGAN.NDA
	POTASH		10,100	10,100	POTASSE
	AGRICULTURAL CHEMICALS	82		82	PROD.CHIM.AGRICOLES
	SYNTHETIC RUBBER	8,337		8,337	CAOUTCHOUC SYNTHETIQUE
	PLASTIC MATERIALS	25,921		25,921	MATIERES PLASTIQUES
	CHEM.SPECIALTIES NES	4,440		4,440	PROD.CHIM.SPECIALAUX NDA
	GASOLINE	191,402		191,402	ESSENCE
	FUEL OIL	1,232,209		1,232,209	MAZOUT
	PETROL.COAL PROD.NES	21,128	15,300	36,428	DERIVE PETR.CHARB.NDA
	EQUIPMENT MISC.		121	121	MATERIEL DIVERS
	PORT TOTAL	1,514,405 *	4,243,110 *	5,757,515 *	TOTAL DU PORT
	SAULT STE. MARIE	IRON ORE AND CONC		1,373,510	1,373,510
IRON AND STEEL SCRAP		8,728		8,728	DECHETS DE FER, D'ACIER
COAL, BITUMINOUS			1,981,997	1,981,997	CHARBON BITUMINEUX
LIMESTONE			672,069	672,069	PIERRE CALCAIRE
SALT			18,890	18,890	SEL
PULP		2,884		2,884	PATE
METALLIC SALTS			4,651	4,651	SELS METALLIQUES
COKE			95,271	95,271	COKE
CASTINGS,FORGINGS		21,658		21,658	MOUL.PIECES FORGEES
BAR AND RODS, STEEL		378		378	BARRES ET TIGES ACIER
PLATE & SHEET STEEL		43,467		43,467	TOLES, FEUILLES D'ACIER
STRUCTURAL SHAPES		10,100		10,100	PROFILES DE CONSTRUCT.
RAILS & TRACK MATERIAL		1,244		1,244	RAILS, MAT. VOIE FERREE

TABLE 6. CARGOES HANDLED AT CANADIAN PORTS, TO AND FROM FOREIGN COUNTRIES IN 1975

TABLÉAU 6. MARCHANDISES MANUTENTIONNÉES DANS LES PORTS CANADIENS, À DESTINATION OU EN PROVENANCE DE PAYS ÉTRANGERS EN 1975

PORT PORT	COMMODITY	TONS LOADED TONNES CHARGÉES	TONS UNLOADED TONNES DÉCHARGÉES	TOTAL TOTAL	MARCHANDISES
SAULT STE. MARIE (CONTD. - SUITE)	PIPES, TUBES: IRON, STEEL	1,618		1,618	TUYAUX, TUBES: FER, ACIER
	BRICKS, TILES NES		3,592	3,592	BRIQUES, TUILES NDA
	EQUIPMENT MISC.		94	94	MATÉRIEL DIVERS
	PORT TOTAL	90,077 *	4,150,074 *	4,240,151 *	TOTAL DU PORT
SERPENT RIVER	COAL, BITUMINOUS		25,504	25,504	CHARBON BITUMINEUX
	LIMESTONE		198,046	198,046	PIERRE CALCAIRE
	COKE		19,500	19,500	COKE
	PORT TOTAL	*	243,050 *	243,050 *	TOTAL DU PORT
SOMBRA	SAND AND GRAVEL		19,068	19,068	SABLE ET GRAVIER
	LIMESTONE		297,967	297,967	PIERRE CALCAIRE
	PORT TOTAL	*	317,035 *	317,035 *	TOTAL DU PORT
THOROLD	TEXTILE FIBRES NES	3		3	FIBRES TEXTILES NDA
	SALT		17,025	17,025	SEL
	CRUDE NON-MET. MIN. NES	8,662		8,662	MIN. NON-MET. BRUTS NDA
	TEXTILE FAB. MTL NES	6		6	OUVR. EN MAT. TEXT. NDA
	COKE		31,079	31,079	COKE
	PIPES, TUBES: IRON, STEEL	12		12	TUYAUX, TUBES: FER, ACIER
	COPPER AND ALLOYS		119	119	CUIVRE ET ALLIAGES
	NICKEL AND ALLOYS		14,575	14,575	NICKEL ET ALLIAGES
	NON-FERROUS METALS NES		102	102	MÉTAUX NON-FERREUX NDA
	METAL FAB. BASIC PROD.	1		1	OUVR. DE BASE EN MÉTAL
	PERSONAL, HSEHOLD GOODS		1	1	ART. PERS. ET MÉNAGERS
	CONTAINERS, CLOSURES		2	2	CONTENEURS, FERMETURES
	GENERAL CARGO	1		1	MARCHANDISES DIVERSES
	PORT TOTAL	8,685 *	62,903 *	71,588 *	TOTAL DU PORT
	THUNDER BAY	BARLEY	301,833		301,833
OATS		134,899		134,899	AVOINE
RYE		108,744		108,744	SEIGLE
WHEAT		124,223		124,223	BLÉ
MALT AND MALT FLOUR				7,470	MALT ET FARINE DE MALT
WHEAT FLOUR			182	182	FARINE DE BLÉ
VEGETABLES, FRESH		2,477		2,477	LEGUMES, FRAIS
VEGETABLES, DRIED		5,648		5,648	LEGUMES, SECS
BULLS, SCREENINGS, CHAFF		18,960		18,960	ÉCROUES, CRIBLURES, BAL
GRAN, SHORTS, MIDDINGS		5,017		5,017	SON, ISSUES DE CÉRÉALES
WHEAT SEED MEAL, CAKE NES		5,651		5,651	FAR. TOURT. OLEAG. NDA
FEEDS, VEGETABLE ORIGIN		10,500		10,500	PROV. D'ORIGINE VÉGÉTALE
CONC. COMPLETE FEEDS		205,057		205,057	CONC., PROV. COMPLÈTES
FLAXSEED		131,787		131,787	GRAINE DE LIN
MUSTARD SEED		11,268		11,268	GRAINE DE MOUTARDE
RAPESEED		40,316		40,316	GRAINE DE COLZA
WHEAT SEEDS, NUTS NES		6,976		6,976	GRAINES, NOIX OLEAG. NDA
BULLS, ROUND TIMBER		6,624		6,624	BILLOTS, BOIS ROND
IRON ORE AND CONC.		1,735,906		1,735,906	MINÉRAI, CONC. DE FER
ZINC ORE AND CONC.		16,021		16,021	MINÉRAI, CONC. DE ZINC
COAL, BITUMINOUS		36,798		88,114	CHARBON BITUMINEUX
LIMESTONE			19,797	19,797	PIERRE CALCAIRE
SULPHUR IN ORES		47,933		47,933	SOUFRE EN MINÉRAI
LUMBER AND TIMBER		2,529		2,529	BOIS D'ŒUVRE ET CHARP.
PULP		21,057		21,057	PÂTE
NEWSPRINT PAPER		85,196		85,196	PAPIER JOURNAL
METALLIC SALTS			21,435	21,435	SELS MÉTALLIQUES
INORGANIC CHEMS. NES			12,148	12,148	PROD. CHIM. INORG. NDA
POTASH		23,227		23,227	POTASSE
PRIMARY IRON, STEEL NES			109	109	FER, ACIER PRIMAIR. NDA
CEMENT			38,300	38,300	CIMENT
TRACTORS			910	910	TRACTEURS
MACHINERY NES		2,518	2,518	MACHINES NDA	
PERSONAL, HSEHOLD GOODS		100	100	ART. PERS. ET MÉNAGERS	
FIREARMS, AMMUNITION	4,154		4,154	ARMES À FEU, MUNITIONS	
CONTAINERS, CLOSURES		13	13	CONTENEURS, FERMETURES	
GENERAL CARGO		101	101	MARCHANDISES DIVERSES	
PORT TOTAL	3,100,271 *	146,929 *	3,247,200 *	TOTAL DU PORT	
TORONTO	MEAT, FRESH OR FROZEN		405	405	VIANDE, FRAICHE / CONG.
	MEAT AND MEAT PREP. NES		61	61	VIANDES ET PRÉP. NDA
	FISH, FRESH OR FROZEN		19	19	POISSON, FRAIS OU CONG.
	FISH, SALTED OR CURED		13	13	POISSON, SALE OU FUME
	CHEESE		86	86	FROMAGE
	MILK POWDER	46		46	LAIT EN POUDRE
	DAIRY PROD. EGGS, HONEY		45	45	PROD. LAIT., OEUFS, MIEL
	WHEAT FLOUR	9	95	104	FARINE DE BLÉ
	CEREALS MILLED, NES	13		13	CÉRÉALES MOULUES, NDA
	MACARONI, CEREAL PROD.		195	195	PÂTES ALIM. PROD. CÉRÉAL
	FRESH FRUITS, BERRIES		3,603	3,603	FRUITS, BAIES FRAIS
	DRIED FRUITS		196	196	FRUITS SECS
	FRUIT JUICES		654	654	JUS DE FRUIT
	FRUIT, PRES. NOT CANNED		417	417	CONS. FRUITS NON BOITE
	FRUITS, PREP. CANNED	119	3,145	3,264	FRUITS PRÉP. EN BOITE

TABLE 6. CARGOES HANDLED AT CANADIAN PORTS, TO AND FROM FOREIGN COUNTRIES IN 1975

TABLEAU 6. MARCHANDISES MANUTENTIONNEES DANS LES PORTS CANADIENS, A DESTINATION OU EN PROVENANCE DE PAYS ETRANGERS EN 1975

PORT PORT	COMMODITY	TONS LOADED TONNES CHARGEES	TONS UNLOADED TONNES DECHARGEES	TOTAL TOTAL	MARCHANDISES
TORONTO (CONTD. - SUITE)	NUTS, EXC. OIL NUTS NES		3,691	3,691	NOIX, SAUF OLEAG. NDA
	VEGETABLES, FRESH	2	348	350	LEGUMES, FRAIS
	VEGETABLES, DRIED	1,172	36	1,208	LEGUMES, SECS
	VEGETABLE PREP. NES	23	42	65	PREP. DE LEGUMES NDA
	RAW SUGAR		187,758	187,758	SUCRE BRUT
	MULASSES, CRUDE		27,500	27,500	MELASSE, BRUTE
	SUGAR PREPARATIONS		27	27	PREP. A BASE DE SUCRE
	COCOA AND CHOCOLATE		170	170	CACAO ET CHOCOLAT
	COFFEE		2,011	2,011	CAFE
	TEA		6,879	6,879	THE
	SPICES	5	607	612	EPICES
	MISC. FOOD PREP. NES	82	4,762	4,844	DIV. PREP. ALIM. NDA
	HAY, FODRAGE, STRAW	38		38	FOIN, FOURRAGE, PAILLE
	GROUND CEREALS NES	1		1	CEREALES MOULUES NDA
	SOYA. OIL MEAL, CAKE	52,785		52,785	FARINE TOURT. GR. SOYA
	CONC. COMPLETE FEEDS	3		3	CONC., PROV. COMPLETEES
	NON-ALCOHOLIC BEVERAGE	12	249	261	BOISSONS NON-ALCOOLIQ.
	ALE, BEER, STOUT, PORTER		2,262	2,262	ALE, BIERE, STOUT, PORTER
	WINES	28	5,970	5,998	VINS
	DIST. ALCOHOLIC BEV.	10	3,426	3,436	BOISS. ALCOOL. DIST.
	RAW HIDES AND SKINS	252	2	254	PEAUX ET CUIRS BRUT
	CRUDE ANIMAL PROD. NES	86	21	107	PR. BRUTS ORIG. ANIM. NDA
	SEEDS FOR SOWING NES	3	31	34	GRAINES DE SEMENCE NDA
	SOYA BEANS		288,573	288,573	GRAINE DE SOYA
	OIL SEEDS, NUTS NES		6	6	GRAINES, NOIX OLEAG. NDA
	NURSERY, GREENHOUSE STOCK		46	46	PROD. PEPINIERE, SERRE
	RUBBER, ALLIED GUMS, NAT		5,809	5,809	CAOUTCHOUC GOMMES NAT.
	CRUDE VEG. PROD. NES	21	106	127	PR. BRUTS ORIG. VEG. NDA
	CRUDE WOOD MTL. NES	36	283	319	MATIERES BOIS BRUT NDA
	WOOL AND ANIMAL HAIR	107	335	442	LAINES, POILS ANIMAL
	TEXTILE FIBRES NES	101	284	385	FIBRES TEXTILES NDA
	DRES AND CONC. NES		2,945	2,945	MINERAIS ET CONC. NDA
	SLAG, DROSS, BY-PRODUCTS	19		19	POUS. GUEUL. SCOR. PROD.
	COAL, BITUMINOUS		179,587	179,587	CHARBON BITUMINEUX
	ASBESTOS		730	730	AMIANTE
	STONE, CRUDE NES		97	97	PIERRE BRUTE NDA
	SALT		85,742	85,742	SEL
	CRUDE NON-MET. MIN. NES	22	2	24	MIN. NON-MET. BRUTS NDA
	COTTON, TEXTILE WASTE	371	225	596	DECHETS DE COTON, TEXT.
	WASTE AND SCRAP NES	72	34	106	DECHETS ET REBUTS NDA
	RUBBER FAB. MATERIALS	25	98	123	DEMI-PROD. CAOUTCHOUC
	LUMBER AND TIMBER	9,582	10,300	19,882	BOIS D'OEUVRE ET CHARP.
	SAWMILL PRODUCTS NES	16		16	SCIAGES NDA
	VENEER, PLYWOOD	36	10,907	10,943	PLACAGES, CONTRE-PLAQ.
	WOOD FAB. MATERIALS	1,447	1,228	2,675	OEMI-PRODUITS EN BOIS
	PULP	2,761	1,155	3,916	PATE
	NEWSPRINT PAPER	3,600		3,600	PAPIER JOURNAL
	PAPER NES	498	127	625	PAPIER NDA
	PAPERBOARD	9	1,456	1,465	CARTON
	BLDG. PAPER AND BOARD	301	1,362	1,663	PLAQ. CONSTR., PAP/CART.
	WET MACHINE BOARD	6		6	CARTON EN PATE PRESSE
	CORDAGE, TWINE, ROPE		2,345	2,345	CORDAGE, FICELLE, CORDE
	JUTE WOVEN FABRICS		1,869	1,869	TISSUS DE JUTE
	TEXTILE FAB. MTL NES	7	816	823	OUVR. EN MAT. TEXT. NDA
	ANIMAL OILS, EXC. MARINE	11,065		11,065	HUIL. ANIM. SAUF AN. MAR.
	SOYABEAN OIL	1,025		1,025	HUILE DE SOYA
	VEG. OILS, FATS NES	3,940	47,006	50,946	HUIL. MAT. GRAS. VEG. NDA
	OILS, FATS, WAXES NES		469	469	HUIL. MAT. GRAS. CIRE NDA
	METALLIC SALTS	1,524	18,559	20,083	SELS METALLIQUES
	INORGANIC CHEMS. NES	132	414	546	PROD. CHIM. INORG. NDA
	ORGANIC CHEMICALS NES	745	2,544	3,289	PROD. CHIM. ORGAN. NDA
	FERTILIZERS NES	15		15	ENGRAIS CHIMIQUE NDA
	AGRICULTURAL CHEMICALS	62	2	64	PROD. CHIM. AGRICOLES
	SYNTHETIC RUBBER	610	1,000	1,610	CAOUTCHOUC SYNTHETIQUE
	PLASTIC MATERIALS	538	59	597	MATIERES PLASTIQUES
	DYESTUFF, PIGMENT, PAINT	58	24	82	MAT. COLOR. PIG. PEINTURE
	CHEM. SPECIALTIES NES	858	1,642	2,500	PROD. CHIM. SPECIAUX NDA
	GASOLINE	45,832		45,832	ESSENCE
	FUEL OIL	56,297	14,718	71,015	MAZOUT
	LUBRICATING OIL, GREASE	81	49,539	49,620	HUILE, GRAISSE LUBRIF.
	PETROL. COAL PROD. NES	340		340	DERIVE PETR. CHARB. NDA
	FERRO-ALLOYS		2,546	2,546	FERRO-ALLIAGES
	PRIMARY IRON, STEEL NES	459	95	554	FER, ACIER PRIMAIR. NDA
	CASTINGS, FORGINGS	1	145	146	MOUL. PIECES FORGEES
	BAR AND RODS, STEEL	477	26,304	26,781	BARRES ET TIGES ACIER
	PLATE & SHEET STEEL	3,418	21,441	24,859	TILES, FEUILLES D'ACIER
	STRUCTURAL SHAPES	1,321	16,759	18,080	PROFILES DE CONSTRUCT.
	RAILS & TRACK MATERIAL		458	458	RAILS, MAT. VOIE FERREE
	PIPES, TUBES: IRON, STEEL	912	5,175	6,087	TUYAUX, TUBES: FER, ACIER
	WIRE	12	66	78	FIL METALLIQUE
	ALUMINUM	67	728	795	ALUMINIUM
	COMPS. AND ALLOYS	1,265	272	1,537	CUIVRE ET ALLIAGES
	NICKEL AND ALLOYS	454		454	NICKEL ET ALLIAGES

TABLE 6. CARGOES HANDLED AT CANADIAN PORTS, TO AND FROM FOREIGN COUNTRIES IN 1975

TABLEAU 6. MARCHANDISES MANUTENTIONNEES DANS LES PORTS CANADIENS, A DESTINATION OU EN PROVENANCE DE PAYS ETRANGERS EN 1975

PORT	COMMODITY	TONS LOADED TONNES CHARGÉES	TONS UNLOADED TONNES DECHARGÉES	TOTAL TOTAL	MARCHANDISES
TORONTO (CONTD. - SUITE)	ZINC AND ALLOYS	45		45	ZINC ET ALLIAGES
	NON-FERROUS METALS NES	12,145	196	12,341	METAUX NON-FERREUX NDA
	METAL FAB.BASIC PROD.	959	2,632	3,591	OUVR.DE BASE EN METAL
	BRICKS,TILES NES		631	631	BRIQUES,TUILLES NDA
	GLASS BASIC PRODUCTS	3,476	1,992	5,468	OUVR.DE BASE EN VERRE
	ASBESTOS BASIC PROD.	3		3	OUVR.DE BASE AMIANTE
	CEMENT BASIC PROD.	35	20	55	OUVR.DE BASE CIMENT
	NON-MET.,MIN.BASIC PROD	476	204	760	PROD.MIN.NON-MET.BASE
	MISC.FABRICATED PROD.	74	226	300	OUVRAGES DIVERS
	TRACTORS	345	4,899	5,244	TRACTEURS
	MACHINERY NES	8,692	16,597	25,289	MACHINES NDA
	RAILWAY ROLLING STOCK	19		19	MAT.ROUL.DE CH.DE FER
	PASS.AUTOS AND CHASSIS	2,025	1,513	3,538	VOITURES PART.,CHASSIS
	TRUCKS AND CHASSIS	105	1	106	CAMIONS ET CHASSIS
	MOTOR VEHICLE ENGINES	6,429	268	6,697	MOTEURS DE VEH.AUTOM.
	ROAD MOTOR VEH. NES	2,193	5	2,198	VEH.AUTOM.ROUTIERS NDA
	SHIPS,AIRCRAFT,MIS.VEH	91	235	326	NAVIRES,AVIONS,VEH.OIV
	RUBBER TIRES AND TUBES	69	178	247	PNEUS, CHAMBRES A AIR
	EQUIPMENT MISC.	2,530	1,098	3,628	MATERIEL DIVERS
	PERSONAL,HOUSEHOLD GOODS	223	4,343	4,566	ART.PERS.ET MENAGERS
	FIREARMS,AMMUNITION		82	82	ARMES A FEU,MUNITIONS
	CONTAINERS,CLOSURES	55	603	658	CONTENEURS,FERMETURES
	MISC. END PRODUCTS NES	1,896	933	2,829	PRODUITS FINIS DIV.NDA
	GENERAL CARGO	2,343	2,593	4,936	MARCHANDISES DIVERSES
	CONTAINERIZED FREIGHT	41,873	57,124	98,997	FRET CONTENEURISE
	PORT TOTAL	291,335 *	1,157,611 *	1,448,946 *	TOTAL DU PORT
	LAKEVIEW	COAL,BITUMINOUS		1,795,896	1,795,896
PORT TOTAL		*	1,795,896 *	1,795,896 *	TOTAL DU PORT
WALLACEBURG	LIMESTONE		15,340	15,340	PIERRE CALCAIRE
	PORT TOTAL	*	15,340 *	15,340 *	TOTAL DU PORT
WINDSOR	MEAT,FRESH DR FROZEN	73		73	VIANDE,FRAICHE / CONG.
	FISH,FRESH OR FROZEN	12		12	POISSON,FRAIS OU CONG.
	FISH,CANNED		12	12	POISSON EN BOITES
	DAIRY PROD.,EGGS,HONEY	33		33	PROD.LAIT.,OEUFS,MIEL
	CEREALS UNMILLED,NES	293		293	CEREALES NON MOUL.,NDA
	CORN STARCH	129		129	FECULE DE MAIS
	CEREALS MILLED,NES		246	246	CEREALES MOULUES,NDA
	BAKERY PROD.,INC.FROZEN	44	18	62	PROD.BOUL.,PROD.CONG.
	MACARONI,CEREAL PROD.	70	341	411	PATES ALIM.PROD.CEREAL
	FRESH FRUITS,BERRIES		536	536	FRUITS, BAIES FRAIS
	FRUIT,PRES.,NOT CANNED		18	18	CONS. FRUITS NON BOITE
	FRUITS, PREP. CANNED		435	435	FRUITS PREP. EN BOITE
	POTATDES	140		140	POMMES DE TERRE
	VEGETABLES, FRESH		660	660	LEGUMES, FRAIS
	VEGETABLES, DRIED	1,004	16,576	17,580	LEGUMES, SECS
	VEGETABLE PREP.NES	63	65	128	PREP. DE LEGUMES NDA
	SUGAR, NES		32	32	SUCRE, NDA
	SUGAR PREPARATIONS		204	204	PREP. A BASE DE SUCRE
	TEA		16	16	THE
	MISC.FOOD PREP.NES	40	217	257	DIV.PREP.ALIM.NDA
	WINES	1,605		1,605	VINS
	DIST.ALCOHOLIC BEV.	1,305	258	1,563	BOISS.ALCOOL.DIST.
	RAW HIDES AND SKINS	57	4,877	4,934	PEAUX ET CUIRS BRUT
	SEEDS FOR SOWING NES		20	20	GRAINES DE SEMENCE NDA
	TEXTILE FIBRES NES		11	11	FIBRES TEXTILES NDA
	ORES AND CONC.NES	61		61	MINERAIS ET CONC.NDA
	IRON AND STEEL SCRAP		464	464	DECHETS DE FER, DACTIER
	NON-FERROUS MET.SCRAP	270	266	536	DECHETS METAL.NON FER.
	SLAG,DRGSS,BY-PRODUCTS	316	1,975	2,291	POUS.GUEUL.SCOR.PROD.
	COAL,BITUMINOUS		27,219	27,219	CHARBON BITUMINEUX
	ASBESTOS	43		43	AMIANTE
	CHINA CLAY	16		16	KAOLIN
	CLAY MATERIALS NES	64		64	MATIERES ARGIL.NDA
	SAND AND GRAVEL		64,741	64,741	SABLE ET GRAVIERS
	LIMESTONE		427,807	427,807	PIERRE CALCAIRE
	STONE,CRUDE NES	156	21	177	PIERRE BRUTE NDA
	FLUORSPAR		89,798	89,798	SPATH FLUOR
	SALT	300,278	980	301,258	SEL
	CRUDE NON-MET.,MIN.NES	126	114	240	MIN.NON-MET.BRUTS NDA
	RUBBER FAB.MATERIALS		40	40	DEMI-PROD.CAOUTCHOUC
	LUMBER AND TIMBER	17	110	127	BOIS D'OEUVRE ET CHARP.
	FLOORING		79	79	LAMES POUR PARQUET
	VENEER,PLYWOOD	48	40	88	PLACAGES,CONTRE-PLAQ.
	COOPERAGE STOCK	49		49	DEMI-PROD.TONNELLERIE
	WOOD FAB.MATERIALS	86	30	116	DEMI-PRODUITS EN BOIS
	PULP	267		267	PATE
	PAPER NES	94	740	834	PAPIER NDA
	PAPERBOARD	48		48	CARTON
	BLDG.PAPER AND BOARD	15		15	PLAQ.CONSTR.,PAP/CART.
	WET MACHINE BOARD	20		20	CARTON EN PATE PRESSE

TABLE 6. CARGOES HANDLED AT CANADIAN PORTS, TO AND FROM FOREIGN COUNTRIES IN 1975

TABEAU 6. MARCHANDISES MANUTENTIONNEES DANS LES PORTS CANADIENS, A DESTINATION OU EN PROVENANCE DE PAYS ETRANGERS EN 1975

PORT PORT	COMMODITY	TONS LOADED TONNES CHARGÉES	TONS UNLOADED TONNES DÉCHARGÉES	TOTAL TOTAL	MARCHANDISES
WINDSOR (CONTD. - SUITE)	CORDAGE, TWINE, ROPE	97		97	CORDAGE, FICELLE, CORDE
	JUTE WOVEN FABRICS	31		31	TISSUS DE JUTE
	TEXTILE FAB. MTL NES	65	287	352	OUVR. EN MAT. TEXT. NDA
	VEG. OILS, FATS NES		19	19	HUIL. MAT. GRAS. VEG. NDA
	DILS, FATS, WAXES NES		20	20	HUIL. MAT. GRAS. CIRE NDA
	SULPHURIC ACID		19	19	ACIDE SULFURIQUE
	METALLIC SALTS	108	82	190	SELS METALLIQUES
	INORGANIC CHEMS. NES	1,077	156	1,233	PROD. CHIM. INORG. NDA
	ORGANIC CHEMICALS NES	1,091	457	1,548	PROD. CHIM. ORG. NDA
	FERTILIZERS NES	60		60	ENGRAIS CHIMIQUE NDA
	AGRICULTURAL CHEMICALS	15	68	83	PROD. CHIM. AGRICOLES
	SYNTHETIC RUBBER		15	15	CAOUTCHOUC SYNTHETIQUE
	PLASTIC MATERIALS	51	95	146	MATIERES PLASTIQUES
	DYESTUFF, PIGMENT, PAINT	120	7	127	MAT. COLOR. PIG. PEINTURE
	CHEM. SPECIALTIES NES	139	1,012	1,151	PROD. CHIM. SPECIAUX NDA
	FUEL OIL	20	128	148	MAZOUT
	LUBRICATING OIL, GREASE	114	160	274	HUIL. GRAISSE LUBRIF.
	FERRO-ALLOYS	21	63	84	FERRD-ALLIAGES
	PRIMARY IRON, STEEL NES	314	62	376	FER, ACIER PRIMAIR. NDA
	CASTINGS, FORGINGS	2,255	114	2,369	MOUL. PIECES FORGEES
	BAR AND RODS, STEEL	4,114	1,120	5,234	BARRES ET TIGES ACIER
	PLATE & SHEET STEEL	27	6,889	6,916	TOLES, FEUILLES D'ACIER
	STRUCTURAL SHAPES	3,824	10,789	14,613	PROFILES DE CONSTRUCT.
	RAILS & TRACK MATERIAL		776	776	RAILS, MAT. VOIE FERREE
	PIPES, TUBES: IRON, STEEL	134	138	272	TUYAUX, TUBES: FER, ACIER
	WIRE	899	93	992	FIL METALLIQUE
	ALUMINIUM	1,126	163	1,289	ALUMINIUM
	COPPER AND ALLOYS	475	5	480	CUIVRE ET ALLIAGES
	LEAD AND ALLOYS	842		842	PLOMB ET ALLIAGES
	NICKEL AND ALLOYS	19	3	22	NICKEL ET ALLIAGES
	ZINC AND ALLOYS	344	130	474	ZINC ET ALLIAGES
	NON-FERROUS METALS NES	281	68	349	METAUX NON-FERREUX NDA
	METAL FAB. BASIC PROD.	2,231	816	3,047	OUVR. DE BASE EN METAL
	BRICKS, TILES NES	285	301	586	BRIQUES, TUILES NDA
	GLASS BASIC PRODUCTS	156	357	513	OUVR. DE BASE EN VERRE
	ASBESTOS BASIC PROD.	565	17	582	OUVR. DE BASE AMIANTE
	CEMENT		4,510	4,510	CIMENT
	CEMENT BASIC PROD.	3	92	95	OUVR. DE BASE CIMENT
	NON-MET. MIN. BASIC PROD	1,495	628	2,123	PROD. MIN. NON-MET. BASC
	MISC. FABRICATED PROD.	143	87	230	OUVRAGES DIVERS
	TRACTORS	20,126	5,579	25,705	TRACTEURS
	MACHINERY NES	2,581	1,274	3,855	MACHINES NDA
	RAILWAY ROLLING STOCK	63		63	MAT. ROUL. DE CH. DE FER
	PASS. AUTOS AND CHASSIS	741	83	824	VOITURES PART., CHASSIS
	TRUCKS AND CHASSIS		30	30	CAMIONS ET CHASSIS
MOTOR VEHICLE ENGINES	6,863	1,830	8,693	MOTEURS DE VEH. AUTOM.	
ROAD MOTOR VEH. NES	93	1	94	VEH. AUTOM. ROUTIERS NDA	
SHIPS, AIRCRAFT, MIS. VEH	30	54	84	NAVIRES, AVIONS, VEH. DIV	
RUBBER TIRES AND TUBES	29	14	43	PNEUS, CHAMBRES A AIR	
EQUIPMENT MISC.	2,078	1,836	3,914	MATERIEL DIVERS	
PERSONAL, HOUSEHOLD GOODS	1,218	1,261	2,479	ART. PERS. ET MENAGERS	
CONTAINERS, CLOSURES	181	1,038	1,219	CONTENEURS, FERMETURES	
MISC. END PRODUCTS NES	402	767	1,169	PRODUITS FINIS DIV. NDA	
GENERAL CARGO	18,977	17,962	36,939	MARCHANDISES DIVERSES	
PORT TOTAL	382,765 *	700,441 *	1,083,206 *	TOTAL DU PORT	
ONTARIO-NES/NDA	LIMESTONE		14,565	14,565	PIERRE CALCAIRE
	SALT		49,256	49,256	SEL
	CEMENT	7,952	8,200	16,152	CIMENT
	MACHINERY NES	1,106		1,106	MACHINES NDA
	PORT TOTAL	9,058 *	72,021 *	81,079 *	TOTAL DU PORT
PROVINCE TOTAL	9,844,564 **	27,206,824 **	37,051,388 **	TOTAL DE LA PROVINCE	
MANITOBA / MANITOBA CHURCHILL	BARLEY	545,041		545,041	ORGE
	CONC. COMPLETE FEEDS	12,957		12,957	CONC., PROV. COMPLETES
	NICKEL-COPPER ORE	2,113		2,113	MINER. DE CUIVRE-NICKEL
	ORES AND CONC. NES	45		45	MINERAIS ET CONC. NDA
	SULPHUR IN ORES	99,408		99,408	SOUFRE EN MINERAI
	GASOLINE		2,080	2,080	ESSENCE
	FUEL OIL		28,057	28,057	MAZOUT
	PORT TOTAL	659,564 *	30,137 *	689,701 *	TOTAL DU PORT
PROVINCE TOTAL	659,564 **	30,137 **	689,701 **	TOTAL DE LA PROVINCE	
BRITISH COLUMBIA / COLOMBIE-BRITANNIQUE BLUBBER BAY	LIMESTONE	197,290		197,290	PIERRE CALCAIRE
	PORT TOTAL	197,290 *		197,290 *	TOTAL DU PORT
BRITANNIA BEACH	PULP	10,066		10,066	PATE
	PORT TOTAL	10,066 *		10,066 *	TOTAL DU PORT

TABLE 6. CARGOES HANDLED AT CANADIAN PORTS, TO AND FROM FOREIGN COUNTRIES IN 1975

TABLEAU 6. MARCHANDISES MANUTENTIONNEES DANS LES PORTS CANADIENS, A DESTINATION OU EN PROVENANCE DE PAYS ETRANGERS EN 1975

PORT PORT	COMMODITY	TONS LOADED TONNES CHARGEES	TONS UNLOADED TONNES DECHARGEES	TOTAL TOTAL	MARCHANDISES	
CAMPBELL RIVER	COPPER ORE AND CONC.	5,491		5,491	MINERAL, CONC. CUIVRE	
	ZINC ORE AND CONC.	12,783		12,783	MINERAL, CONC. DE ZINC	
	WASTE AND SCRAP NES	1,045	10	1,055	DECHETS ET REBUTS NDA	
	LUMBER AND TIMBER	11,030		11,030	BOIS D'OEUVRE ET CHARP.	
	PULP	87,736		87,736	PATE	
	NEWSPRINT PAPER	145,555		145,555	PAPIER JOURNAL	
	PAPERBOARD	271		271	CARTON	
	FUEL OIL		32,083	32,083	MAZOUT	
	PERSONAL, HSEHOLD GOODS		1	1	ART. PERS. ET MENAGERS	
	CONTAINERS, CLOSURES	2	3	5	CONTENEURS, FERMETURES	
	PORT TOTAL	263,913 *	32,097 *	296,010 *	TOTAL DU PORT	
	CHEMAINUS	LOGS	8,408	13,171	21,579	BILLES
		LUMBER AND TIMBER	148,064		148,064	BOIS D'OEUVRE ET CHARP.
SHINGLES AND SHAKES		61		61	BARDEAUX, BARDEAUX FACADE	
VENEER, PLYWOOD		284		284	PLACAGES, CONTRE-PLAQ.	
PERSONAL, HSEHOLD GOODS		3		3	ART. PERS. ET MENAGERS	
PORT TOTAL		156,820 *	13,171 *	169,991 *	TOTAL DU PORT	
CDURTENAY	CEMENT		5,800	5,800	CIMENT	
	PORT TOTAL	*	5,800 *	5,800 *	TOTAL DU PORT	
COWICHAN BAY	PULP	1,136		1,136	PATE	
	EXPLOS., FUSES, CAPS	200		200	EXPLOS., AMORCES, DET.	
	PORT TOTAL	1,336 *	*	1,336 *	TOTAL DU PORT	
CROFTON	LUMBER AND TIMBER	334,316		334,316	BOIS D'OEUVRE ET CHARP.	
	SHINGLES AND SHAKES	291		291	BARDEAUX, BARDEAUX FACADE	
	VENEER, PLYWOOD	14,377		14,377	PLACAGES, CONTRE-PLAQ.	
	PULP	153,510		153,510	PATE	
	NEWSPRINT PAPER	90,812		90,812	PAPIER JOURNAL	
	FUEL OIL		2,923	2,923	MAZOUT	
	PORT TOTAL	593,306 *	2,923 *	596,229 *	TOTAL DU PORT	
	GOLD RIVER	LUMBER AND TIMBER	450		450	BOIS D'OEUVRE ET CHARP.
PULP		150,634		150,634	PATE	
NEWSPRINT PAPER		5,300		5,300	PAPIER JOURNAL	
PORT TOTAL		156,384 *	*	156,384 *	TOTAL DU PORT	
BRITMAY	ALUMINA, BAUXITE ORES		433,221	433,221	MINERAIS ALUMINE, BAUX.	
	PULP	34,288		34,288	PATE	
	PAPER NES	6,555		6,555	PAPIER NDA	
	PAPERBOARD	110,482		110,482	CARTON	
	COKE	40,306		40,306	CDKE	
	COAL TAR, PITCH		50,925	50,925	GOUDRON, BRAI DE BOUIL.	
	ALUMINIUM	71,271		71,271	ALUMINIUM	
	NON-MET. MIN. BASIC PROD		388	388	PROD. MIN. NON-MET. BASE	
	PORT TOTAL	262,902 *	484,534 *	747,436 *	TOTAL DU PORT	
	LADYSMITH	LOGS	25,980	14,089	40,069	BILLES
PORT TOTAL		25,980 *	14,089 *	40,069 *	TOTAL DU PORT	
MARBLE BAY	LIMESTONE	93,844		93,844	PIERRE CALCAIRE	
	PORT TOTAL	93,844 *	*	93,844 *	TOTAL DU PORT	
NANAIMO	LOGS	37,241		37,241	BILLES	
	BOLTS, ROUND TIMBER	20		20	BILLOTS, BOIS RONDS	
	PULPWOOD	4,900	6,696	11,596	BOIS A PATE	
	SALT		3,045	3,045	SEL	
	LUMBER AND TIMBER	276,604		276,604	BOIS D'OEUVRE ET CHARP.	
	SHINGLES AND SHAKES	74		74	BARDEAUX, BARDEAUX FACADE	
	VENEER, PLYWOOD	11,785		11,785	PLACAGES, CONTRE-PLAQ.	
	PULP	279,341		279,341	PATE	
	NEWSPRINT PAPER	36,342		36,342	PAPIER JOURNAL	
	METALLIC SALTS		7,563	7,563	SELS METALLIQUES	
	ORGANIC CHEMICALS NES		2,415	2,415	PROD. CHIM. ORGAN. NDA	
	PETROL, COAL PROD. NES		2,050	2,050	DERIVE PETR. CHARB. NDA	
	PORT TOTAL	646,307 *	21,769 *	668,076 *	TOTAL DU PORT	
NEW WESTMINSTER	MEAT AND MEAT PREP. NES		11	11	VIANDES ET PREP. NDA	
	FISH, FRESH OR FROZEN	672		672	POISSON, FRAIS OU CONG.	
	FISH, CANNED	660	20	680	POISSON EN BOITES	
	CHEESE		12	12	FROMAGE	
	DAIRY PROD. EGGS, HONEY	53		53	PROD. LAIT., OEUFS, MIEL	
	MALT AND MALT FLDUR	551		551	MALT ET FARINE DE MALT	
	WHEAT FLOUR	15,271	18	15,289	FARINE DE BLE	
	CEREALS MILLED, NES		29	29	CEREALES MDULUES, NDA	
	BAKERY PROD. INC. FROZEN		1	1	PROD. BOUL., PROD. CONG.	
	APPLES		5,820	5,820	POMMES	
	FRUIT JUICES		384	384	JUS DE FRUIT	
	FRUITS, PREP. CANNED	112	540	652	FRUITS PREP. EN BOITE	
	NUTS, EXC. OIL NUTS NES		50	50	NDIX, SAUF DLEAG. NDA	
	VEGETABLE PREP. NES		15	15	PREP. DE LEGUMES NDA	

TABLE 6. CARGOES HANDLED AT CANADIAN PORTS, TO AND FROM FOREIGN COUNTRIES IN 1975

TABLEAU 6. MARCHANDISES MANUTENTIONNEES DANS LES PORTS CANADIENS, A DESTINATION OU EN PROVENANCE DE PAYS ETRANGERS EN 1975

PORT	COMMODITY	TONS LOADED TONNES CHARGÉES	TONS UNLOADED TONNES DECHARGÉES	TOTAL TOTAL	MARCHANDISES
NEW WESTMINSTER (CONTD. - SUITE)	SUGAR, NES		6	6	SUCRE, NDA
	COCOA AND CHOCOLATE		2	2	CACAO ET CHOCOLAT
	COFFEE		1,339	1,339	CAFE
	TEA		413	413	THE
	SPICES		23	23	EPICES
	MISC.FOOD PREP.NES	103	55	158	DIV.PREP.ALIM.NDA
	FEEDS,VEGETABLE ORIGIN	1,782		1,782	PROV.DORIGINE VEGETALE
	WINES		244	244	VINS
	DIET.ALCOHOLIC BEV.	13	138	151	BOISS.ALCOOL.DIST.
	OIL SEEDS,NUTS NES		38	38	GRAINES,NOIX OLEAG.NDA
	RUBBER,ALLIED GUMS,NAT		1	1	CAOUTCHOUC GOMMES NAT.
	CRUDE VEG.PROD.NES		3	3	PR.BRUTS ORIG.VEG.NDA
	LOGS	6,865		6,865	BILLES
	BOLTS,ROUND TIMBER	940		940	BILLOTS,BOIS ROND
	PULPWOOD	95,194		95,194	BOIS A PATE
	TEXTILE FIBRES NES		111	111	FIBRES TEXTILES NDA
	COPPER ORE AND CONC.	1,622		1,622	MINERAL,CONC. CUIVRE
	LEAD ORE AND CONC.	43,026		43,026	MINERAL,CONC.DE PLOMB
	MANGANESE ORE		225	225	MINERAL DE MANGANESE
	NICKEL-COPPER ORE		75	75	MINER.DE CUIVRE-NICKEL
	ZINC ORE AND CONC.	71,267		71,267	MINERAL,CONC.DE ZINC
	ORES AND CONC.NES	978		978	MINERAIS ET CONC.NDA
	IRON AND STEEL SCRAP	1,600		1,600	DECHETS DE FER,ACIER
	ASBESTOS	5,541		5,541	AMIANTE
	SAND AND GRAVEL		109,900	109,900	SABLE ET GRAVIERS
	GYPSUM		38,500	38,500	GYPSE
	CRUDE NON-MET.MIN.NES	3		3	MIN.NON-MET.BRUTS NDA
	COTTON,TEXTILE WASTE	128		128	DECHETS DE COTON,TEXT.
	WASTE AND SCRAP NES	1,000		1,000	DECHETS ET REBUTS NDA
	LUMBER AND TIMBER	42,068	106	42,174	BOIS D'OEUVRE ET CHARP.
	VENEER,PLYWOOD	38	26,134	26,172	PLACAGES,CONTRE-PLAQ.
	WOOD FAB.MATERIALS		123	123	DEMI-PRODUITS EN BOIS
	PULP	120,579		120,579	PATE
	NEWSPRINT PAPER	9,219		9,219	PAPIER JOURNAL
	PAPER NES	42		42	PAPIER NDA
	PAPERBOARD	34		34	CARTON
	CORDAGE,TWINE,ROPE		8,073	8,073	COROAGE,FICELLE,CORDE
	TEXTILE FAB.MTL NES	125	38	163	OUVR.EN MAT.TEXT.NDA
	OILS,FATS,WAXES NES	214		214	HUIL.MAT.GRAS.CIRE NDA
	INORGANIC CHEMS. NES	853	76	929	PROD.CHM.INORG.NDA
	EXPLOS., FUSES, CAPS	107		107	EXPLOS.,AMORCES, SET
	POTASH	22,034		22,034	POTASSE
	FERTILIZERS NES	23,700		23,700	ENGRAIS CHIMIQUE NDA
	PLASTIC MATERIALS	475		475	MATIERES PLASTIQUES
	CHEM.SPECIALTIES NES		746	746	PROD.CHM.SPECIALS NDA
	PETROL,COAL PROD.NES		5,712	5,712	DERIVE PETR.CHARB.NDA
	FERRO-ALLOYS		337	337	FERRO-ALLIAGES
	PRIMARY IRON,STEEL NES		5,810	5,810	FER,ACIER PRIMAIR.NDA
	CASTINGS,FORGINGS		286	286	MOUL.PIECES FORGÉES
	BAR AND RODS,STEEL	1	36,881	36,882	BARRES ET TIGES ACIER
	PLATE & SHEET STEEL	33	83,249	83,282	TOLES,FEUILLES D'ACIER
	STRUCTURAL SHAPES	130	25,758	25,888	PROFILES DE CONSTRUCT.
	RAILS & TRACK MATERIAL		1,941	1,941	RAILS,MAT.VOIE FERREL
	PIPES,TUBES:IRON,STEEL	33,713	27,072	60,785	TUYAUX,TUBES:FER,ACIER
	WIRE	83	4,117	4,200	FIL METALLIQUE
	ALUMINIUM	397	5	402	ALUMINIUM
	LEAD AND ALLOYS	26,825		26,825	PLOMB ET ALLIAGES
	NICKEL AND ALLOYS	22		22	NICKEL ET ALLIAGES
	ZINC AND ALLOYS	28,991		28,991	ZINC ET ALLIAGES
	NON-FERROUS METALS NES	36		36	METAUX NON-FERREUX NDA
	METAL FAB.BASIC PROD.	26	535	561	OUVR.DE BASE EN METAL
	BRICKS,TILES NES	2	939	941	BRIQUES,TUILES NDA
	GLASS BASIC PRODUCTS		25	25	OUVR.DE BASE EN VERRE
	ASBESTOS BASIC PROD.		193	193	OUVR.DE BASE AMIANTE
	CEMENT	30	1,000	1,030	CIMENT
NON-MET.MIN.BASIC PRDD	1		1	PROD.MIN.NON-MET.BASE	
MISC.FABRICATED PROD.		15	15	OUVRAGES DIVERS	
TRACTORS	347	43	390	TRACTEURS	
MACHINERY NES	1,337	1,879	3,216	MACHINES NDA	
PASS.AUTOS AND CHASSIS	4	25,386	25,390	VOITURES PART.,CHASSIS	
TRUCKS AND CHASSIS	158	1,918	2,076	CAMIONS ET CHASSIS	
MOTOR VEHICLE ENGINES	3	2,754	2,757	MOTEURS DE VEH.AUTOM.	
ROAD MOTOR VEH. NES	25		25	VEH.AUTOM.ROUTIERS NDA	
SHIPS,AIRCRAFT,MIS.VEH	4	8	12	NAVIRES,AVIONS,VEH.DIV	
RUBBER TIRES AND TUBES	9		9	PNEUS, CHAMBRES A AIR	
EQUIPMENT MISC.	90	72	162	MATERIEL DIVERS	
PERSONAL,HSEHOLD GOODS	120	305	425	ART.PERS.ET MENAGERS	
CONTAINERS,CLOSURES		58	58	CONTENEURS,FERMETURES	
MISC. END PRODUCTS NES	18		18	PRODUITS FINIS DIV.NDA	
PORT TOTAL	559,274 *	419,567 *	978,841 *	TOTAL DU PORT	
OCEAN FALLS	NEWSPRINT PAPER	6,865		6,865	PAPIER JOURNAL
	PORT TOTAL	6,865 *		6,865 *	TOTAL DU PORT

TABLE 6. CARGOES HANDLED AT CANADIAN PORTS, TO AND FROM FOREIGN COUNTRIES IN 1975

TABLEAU 6. MARCHANDISES MANUTENTIONNEES DANS LES PORTS CANADIENS, A DESTINATION OU EN PROVENANCE DE PAYS ETRANGERS EN 1975

PORT	COMMODITY	TONS LOADED TONNES CHARGÉES	TONS UNLOADED TONNES DÉCHARGÉES	TOTAL TOTAL	MARCHANDISES
PORT ALBERNI	CEREALS MILLED, NES		88	88	CEREALES MOULUES, NDA
	LOGS	11,283		11,283	BILLES
	LUMBER AND TIMBER	230,643		230,643	BOIS D'OEUVRE ET CHARP.
	SHINGLES AND SHAKES	34		34	BARDEAUX, BARD, FACADE
	VENEER, PLYWOOD	28,638		28,638	PLACAGES, CONTRÉ-PLAQ.
	PULP	31,341		31,341	PATE
	NEWSPRINT PAPER	202,557		202,557	PAPIER JOURNAL
	PAPERBOARD	35,268		35,268	CARTON
	CHEM. SPECIALTIES NES		48	48	PROD. CHIM. SPECIAUX NDA
	FUEL OIL		35,451	35,451	MAZOUT
	CONTAINERS, CLOSURES		7	7	CONTENEURS, FERMETURES
PORT TOTAL	539,764 *	35,594 *	575,358 *	TOTAL DU PORT	
PORT HARDY	IRON ORE AND CONC	14,000		14,000	MINERAI, CONC. DE FER
	PORT TOTAL	14,000 *	*	14,000 *	TOTAL DU PORT
PORT MELLON	PULPWOOD		1,500	1,500	BOIS A PATE
	LUMBER AND TIMBER	1,558		1,558	BOIS D'OEUVRE ET CHARP.
	PULP	46,808		46,808	PATE
PORT TOTAL	48,366 *	1,500 *	49,866 *	TOTAL DU PORT	
POWELL RIVER	SAND AND GRAVEL		19,600	19,600	SABLE ET GRAVIERS
	PULP	4,818		4,818	PATE
	NEWSPRINT PAPER	208,796		208,796	PAPIER JOURNAL
	INORGANIC CHEMS. NES		720	720	PROD. CHIM. INORG. NDA
	FUEL OIL		35,790	35,790	MAZOUT
	LUBRICATING OIL, GREASE		75	75	HUILE, GRAISSE LUBRIF.
	CONTAINERS, CLOSURES		21	21	CONTENEURS, FERMETURES
PORT TOTAL	213,614 *	56,206 *	269,820 *	TOTAL DU PORT	
PRINCE RUPERT	FISH, FRESH OR FROZEN	5,061		5,061	POISSON, FRAIS OU CONG.
	SHELL FISH, NES	706		706	MOLLUSQUES CRUST., NDA
	BARLEY	2,798		2,798	ORGE
	OATS	110		110	AVOINE
	WHEAT	444,428		444,428	BLE
	HULLS, SCREENINGS, CHAFF	2,824		2,824	ECOLURES, CRIBLURES, BAL
	CONC. COMPLETE FEEDS	2,581		2,581	CONC., PROV. COMPLETES
	RAPESEED	48,133		48,133	GRAINE DE COLZA
	LOGS	24,075		24,075	BILLES
	LUMBER AND TIMBER	2,978		2,978	BOIS D'OEUVRE ET CHARP.
	PULP	221,848	13,189	235,037	PATE
	BLOG, PAPER AND BOARD	190		190	PLAQ. CONSTR., PAP/CART.
	OILS, FATS, WAXES NES	80		80	HUIL. MAT. GRAS, CIRE NDA
	INORGANIC CHEMS. NES		3,090	3,090	PROD. CHIM. INORG. NDA
	EXPLOS., FUSES, CAPS	6,530		6,530	EXPLOS., AMORCES, DET.
	FERTILIZERS NES	464		464	ENGRAIS CHIMIQUE NDA
	GASOLINE	3,141		3,141	ESSENCE
	FUEL OIL	2,719		2,719	MAZOUT
	LUBRICATING OIL, GREASE	100		100	HUILE, GRAISSE LUBRIF.
	PETROL, COAL PROD. NES	9,141		9,141	DERIVE PETR. CHARB. NDA
	BAR AND RODS, STEEL	50		50	BARRES ET TIGES ACIER
	STRUCTURAL SHAPES	430		430	PROFILES DE CONSTRUCT.
	RAILS & TRACK MATERIAL	1,375		1,375	RAILS, MAT. VOIE FERREE
	PIPES, TUBES: IRON, STEEL	5,556		5,556	TUYAUX, TUBES: FER, ACIER
	ALUMINIUM	667		667	ALUMINIUM
	METAL FAB. BASIC PROD.	7,794		7,794	OUVR. DE BASE EN METAL
	CEMENT BASIC PROD.	488		488	OUVR. DE BASE CIMENT
	MACHINERY NES	1,540		1,540	MACHINES NDA
	RAILWAY ROLLING STOCK	327		327	MAT. ROUL. DE CH. DE FER
	ROAD MOTOR VEH. NES	306		306	VEH. AUTOM. ROUTIERS NDA
	SHIPS, AIRCRAFT, MIS. VEH	240		240	NAVIRES, AVIONS, VEH. DIV
	EQUIPMENT MISC.	2,161		2,161	MATERIEL DIVERS
CONTAINERS, CLOSURES	330		330	CONTENEURS, FERMETURES	
MISC. END PRODUCTS NES	160		160	PRODUITS FINIS DIV. NDA	
GENERAL CARGO	290		290	MARCHANDISES DIVERSES	
PORT TOTAL	799,621 *	16,279 *	815,900 *	TOTAL DU PORT	
ROBERT INLET	COPPER ORE AND CONC.	66,929		66,929	MINERAI, CONC. CUIVRE
	PORT TOTAL	66,929 *	*	66,929 *	TOTAL DU PORT
QUATSINO	COPPER ORE AND CONC.	19,000		19,000	MINERAI, CONC. CUIVRE
	PULP	3,371		3,371	PATE
	FUEL OIL		15,957	15,957	MAZOUT
PORT TOTAL	22,371 *	15,957 *	38,328 *	TOTAL DU PORT	
ROBERTS BANK	COAL, BITUMINOUS	10,424,581		10,424,581	CHARBON BITUMINEUX
	COAL, NES	47,857		47,857	CHARBON, NDA
	SULPHUR IN ORES	10,080		10,080	SOUFRE EN MINERAI
	COKE	108,830		108,830	COKE
	PORT TOTAL	10,591,348 *	*	10,591,348 *	TOTAL DU PORT
SOOKE	PULPWOOD	212,756		212,756	BOIS A PATE
	HOGGED FUEL, WOOD	103,800		103,800	BOIS DE CHAUFFAGE

TABLE 6. CARGOES HANDLED AT CANADIAN PORTS, TO AND FROM FOREIGN COUNTRIES IN 1975

TABLEAU 6. MARCHANDISES MANUTENTIONNEES DANS LES PORTS CANADIENS, A DESTINATION OU EN PROVENANCE DE PAYS ETRANGERS EN 1975

PORT PORT	COMMODITY	TONS LOADED TONNES CHARGÉES	TONS UNLOADED TONNES DECHARGÉES	TOTAL TOTAL	MARCHANDISES
SOOKE (CONTD. - SUITE)	WASTE AND SCRAP NES	22,100		22,100	DECHETS ET REBUTS NDA
	PORT TOTAL	338,656 *	*	338,656 *	TOTAL DU PORT
SQUAMISH	PULPWOOD	1,200		1,200	BOIS A PATE
	ORES AND CONC.NES	1,176		1,176	MINERAIS ET CONC.NDA
	SALT		8,500	8,500	SEL
	WASTE AND SCRAP NES	1,700		1,700	DECHETS ET REBUTS NDA
	LUMBER AND TIMBER	12,476		12,476	BOIS D'OEUVRE ET CHARP.
	SHINGLES AND SHAKES	6		6	BARDEAUX, BARDE. FACADE
	VENEER, PLYWOOD	145		145	PLACAGES, CONTRE-PLAQ.
	PULP	90,736	1,566	92,302	PATE
	PAPERBOARD	1,018		1,018	CARTON
	INORGANIC CHEMS. NES	4,079		4,079	PROD. CHIM. INORG. NDA
PORT TOTAL	112,536 *	10,066 *	122,602 *	TOTAL DU PORT	
TASU	COPPER ORE AND CONC.	13,816		13,816	MINERAIS, CONC. CUIVRE
	IRON ORE AND CONC	1,041,508		1,041,508	MINERAIS, CONC. DE FER
	PORT TOTAL	1,055,324 *	*	1,055,324 *	TOTAL DU PORT
TAHSIS	LUMBER AND TIMBER	84,814		84,814	BOIS D'OEUVRE ET CHARP.
	PORT TOTAL	84,814 *	*	84,814 *	TOTAL DU PORT
TEXADA	COPPER ORE AND CONC.	3,234		3,234	MINERAIS, CONC. CUIVRE
	IRON ORE AND CONC	320,336		320,336	MINERAIS, CONC. DE FER
	PORT TOTAL	323,570 *	*	323,570 *	TOTAL DU PORT
VANANDA	LIMESTONE	297,450		297,450	PIERRE CALCAIRE
	PORT TOTAL	297,450 *	*	297,450 *	TOTAL DU PORT
VANCOUVER	LIVE ANIMALS, NES		11	11	ANIMAUX VIVANTS, NDA
	MEAT, FRESH OR FROZEN	583	5,582	6,165	VIANDE, FRAICHE / CONG.
	MEAT AND MEAT PREP. NES	4	70	74	VIANDES ET PREP. NDA
	FISH, FRESH OR FROZEN	8,958	229	9,187	POISSON, FRAIS DU CONG.
	FISH, SALTED OR CURED	10		10	POISSON, SALE OU FUME
	FISH, CANNED	724	81	805	POISSON EN BOITES
	LOBSTER	3	3	6	HOMARD
	SHELL FISH, NES	60	72	132	MOLLUSQUES CRUST., NDA
	BUTTER		1,621	1,621	BEURRE
	CHEESE	53	183	236	FROMAGE
	MILK POWDER	36		36	LAIT EN POUDRE
	DAIRY PROD. EGGS, HONEY	289	45	334	PROD. LAIT., DEUFS, MIEL
	BARLEY	1,254,746		1,254,746	ORGE
	RYE	70,378		70,378	SEIGLE
	WHEAT	4,099,680		4,099,680	BLE
	CEREALS UNMILLED, NES	8,833	137	8,970	CEREALES NON MOUL., NDA
	CORN MEAL AND FLOUR		56	56	SEMOULE, FARINE DE MAIS
	MALT AND MALT FLOUR	3,971		3,971	MALT ET FARINE DE MALT
	WHEAT FLOUR	4,368	1	4,369	FARINE DE BLE
	BAKERY PROD. INC. FROZEN		6	6	PROD. BOUL., PROD. CONG.
	MACARONI, CEREAL PROD.		77	77	PATES ALIM. PROD. CEREAL
	APPLES	2,876	121	2,997	POMMES
	BANANAS AND PLANTAINS		7	7	BANANES ET PLANTAINS
	FRESH FRUITS, BERRIES	19	17,936	17,955	FRUITS, BAIES FRAIS
	FROZEN FRUITS, BERRIES		29	29	FRUITS, BAIES CONGÉLÉS
	DRIED FRUITS		171	171	FRUITS SECS
	FRUIT JUICES	51	2,663	2,714	JUS DE FRUIT
	FRUIT, PRES. NOT CANNED		110	110	CONS. FRUITS NON BOITE
	FRUITS, PREP. CANNED	105	1,685	1,790	FRUITS PREP. EN BOITE
	NUTS, EXC. OIL NUTS NES		628	628	NOIX, SAUF OLEAG. NDA
	VEGETABLES, FRESH		449	449	LEGUMES, FRAIS
	VEGETABLES, FROZEN	35	12	47	LEGUMES, CONGÉLÉS
	VEGETABLES, DRIED	882	128	1,010	LEGUMES, SECS
	VEGETABLE PREP. NES	114	1,509	1,623	PREP. DE LEGUMES NDA
	RAW SUGAR		17,639	17,639	SUCRE BRUT
	SUGAR, NES	301		301	SUCRE, NDA
	SUGAR PREPARATIONS		19	19	PREP. A BASE DE SUCRE
	COCOA AND CHOCOLATE	12	21	33	CACAO ET CHOCOLAT
	COFFEE		9,257	9,257	CAFÉ
	TEA		1,283	1,283	THÉ
	SPICES	2	527	529	ÉPICES
	SAUSAGE SKINS, CASINGS		786	786	BOYAUX A SAUCISSES
	MISC. FOOD PREP. NES	152	4,450	4,602	DIV. PREP. ALIM. NDA
	HAY, FORAGE, STRAW	1,680		1,680	FOIN, FOURRAGE, PAILLE
	HULLS, SCREENINGS, CHAFF	9,312		9,312	ÉCULURES, CRIBLURES, BAL
	BRAN, SHORTS, MIDDINGS	8,921		8,921	SON, ISSUES DE CEREALES
	OIL SEED MEAL, CAKE NES		77	77	FAR. TOURT. OLEAG. NDA
	FEEDS, VEGETABLE ORIGIN	22,159		22,159	PROD. D'ORIGINE VEGETALE
	FEEDS OF ANIMAL ORIGIN	4		4	PROD. D'ORIGINE ANIMALE
	CONC. COMPLETE FEEDS	142,831		142,831	CONG., PROD. COMPLETES
NON-ALCOHOLIC BEVERAGE		20	20	BOISSONS NON-ALCOOLIQ.	
ALE, BEER, STOUT, PORTER	32	28	60	ALE, BIÈRE, STOUT, PORTER	
WINES	36	1,036	1,072	VINS	
FERM. ALCOHOLIC BEV.		39	39	BOISS. ALCOOL. FERMENT.	

TABLE 6. CARGOES HANDLED AT CANADIAN PORTS, TO AND FROM FOREIGN COUNTRIES IN 1975

TABLEAU 6. MARCHANDISES MANUTENTIONNEES DANS LES PORTS CANADIENS, A DESTINATION OU EN PROVENANCE DE PAYS ETRANGERS EN 1975

PORT PORT	COMMODITY	TONS LOADED TONNES CHARGEES	TONS UNLOADED TONNES DECHARGEES	TOTAL TOTAL	MARCHANDISES
VANCOUVER (CONTD. - SUITE)	DIST. ALCOHOLIC BEV.	165	9,913	10,078	BOISS.-ALCOOL.-DIST.
	TOBACCO NES		15	15	TABACS NDA
	RAW HIDES AND SKINS	468	2	470	PEAUX ET CUIRS BRUT
	CRUDE ANIMAL PROD. NES		247	247	PR. BRUTS ORIG. ANIM. NDA
	SEEDS FOR SOWING NES	686	65	751	GRAINES DE SEMENCE NDA
	FLAXSEED	90,604		90,604	GRAINE DE LIN
	MUSTARD SEED	6,957		6,957	GRAINE DE MOUTAROE
	RAPESEED	692,322		692,322	GRAINE DE COLZA
	OIL SEEDS, NUTS NES	3,920	97	4,017	GRAINES, NOIX OLEAG. NDA
	RUBBER, ALLIED GUMS, NAT		28,123	28,123	CAOUTCHOUC GUMMES NAT.
	CRUDE VEG. PROD. NES	4	137	141	PR. BRUTS ORIG. VEG. NDA
	LOGS	94,428	30,556	124,984	BILLES
	BOLTS, ROUND TIMBER	2,752		2,732	BILLOTS, BOIS ROUNDS
	PULPWOOD	86,252	1,785	88,037	BOIS A PATE
	WOOL AND ANIMAL HAIR		49	49	LAINES, POILS DANIMAL
	TEXTILE FIBRES NES		116	116	FIBRES TEXTILES NDA
	ALUMINA, BAUXITE ORES		6,720	6,720	MINERAIS ALUMINE, BAUX.
	COPPER ORE AND CONC.	548,038		548,038	MINERAL, CONC. CUIVRE
	LEAD ORE AND CONC.	11,777		11,777	MINERAL, CONC. DE PLOMB
	NICKEL-COPPER ORE		25,795	25,795	MINER. DE CUIVRE-NICKEL
	ZINC ORE AND CONC.	51,511		51,511	MINERAL, CONC. DE ZINC
	ORES AND CONC. NES	53,595	163	53,758	MINERAIS ET CONC. NDA
	IRON AND STEEL SCRAP	590		590	DECHETS DE FER, D'ACIER
	NON-FERROUS MET. SCRAP	241		241	DECHETS METAL. NON FER.
	SLAG, DRESS, BY-PRODUCTS	8	8,000	8,008	POUS. GUEUL. SCOR. PROD.
	COAL, BITUMINOUS	900,401		900,401	CHARBON BITUMINEUX
	COAL, NES	38,747		38,747	CHARBON, NDA
	CRUDE PETROLEUM	215,013		215,013	PETROLE BRUT
	ASBESTOS	56,686		56,686	AMIANTE
	SAND AND GRAVEL	14,700	908,045	922,745	SABLE ET GRAVIERS
	LIMESTONE	118,985		118,985	PIERRE CALCAIRE
	STONE, CRUDE NES	2	102	104	PIERRE BRUTE NDA
	GYPHUM	17,400		17,400	GYPSE
	PHOSPHATE ROCK		943,545	943,545	ROCHE PHOSPHATEE
	SALT		347,840	347,840	SEL
	SULPHUR IN ORES	1,729,407		1,729,407	SOUFRE EN MINERAL
	CRUDE NON-MET. MIN. NES	4	253	257	MIN. NON-MET. BRUTS NDA
	CITTON, TEXTILE WASTE	368	65	433	DECHETS DE COTON, TEXT.
	WOODED FUEL, WOOD	13,900		13,900	BOIS DE CHAUFFAGE
	LEATHER		15	15	CUIR
	RUBBER FAB. MATERIALS	2	439	441	DEMI-PROD. CAOUTCHOUC
	LUMBER AND TIMBER	1,440,100	7,386	1,447,486	BOIS D'OEUVRE ET CHARP.
	FLOORING		98	98	LAMES POUR PARQUET
	RAILWAY TIES	3,528	8,157	11,685	TRAVERSES DE CH. FER
	SHINGLES AND SHAKES	2,002		2,002	BARDEAUX, BARD. FACADE
	SAWMILL PRODUCTS NES		56	56	SCIAGES NDA
	VENEER, PLYWOOD	100,472	41,166	141,638	PLACAGES, CONTRE-PLAQ.
	COOPERAGE STOCK		49	49	DEMI-PROD. TONNELLERIE
	WOOD FAB. MATERIALS	10	2,305	2,315	DEMI-PRODUITS EN BOIS
	PULP	742,992	5,486	748,478	PATE
	NEWSPRINT PAPER	25,441		25,441	PAPIER JOURNAL
	PAPER NES	14,122	16	14,138	PAPIER NDA
	PAPERBOARD	10,610		10,610	CARTON
	BLDG. PAPER AND BOARD	74	37	111	PLAQ. CONSTR., PAP/CART.
	CORDAGE, TWINE, ROPE	39	1,709	1,748	CORDAGE, FIGELLE, CORDE
	JUTE WOVEN FABRICS	44	847	891	TISSUS DE JUTE
	TEXTILE FAB. MTL NES	31	1,106	1,137	OUVR. EN MAT. TEXT. NDA
	ANIMAL OILS, EXC. MARINE	48,310		48,310	HUIL. ANIM. SAUF AN. MAR.
	VEG. OILS, FATS NES	32,895	2,639	35,534	HUIL. MAT. GRAS. VEG. NDA
	OILS, FATS, WAXES NES	2,061	18	2,079	HUIL. MAT. GRAS. CIRE NDA
	METALLIC SALTS	2,991	978	3,969	SELS METALLIQUES
	INDORGANIC CHEMS. NES	17,064	28,808	45,872	PROD. CHIM. INORG. NDA
	ORGANIC CHEMICALS NES	194	891	1,085	PROD. CHIM. ORGAN. NDA
	POTASH	1,877,688		1,877,688	POTASSE
	FERTILIZERS NES	68,221	16,817	85,038	ENGRATS CHIMIQUE NDA
	AGRICULTURAL CHEMICALS	129	7	136	PROD. CHIM. AGRICOLES
	SYNTHETIC RUBBER		114	114	CAOUTCHOUC SYNTHETIQUE
	PLASTIC MATERIALS	2,944	774	3,718	MATIERES PLASTIQUES
	DYESTUFF, PIGMENT, PAINT	105	30	135	MAT. COLOR. PIG. PEINTURE
	CHEM. SPECIALTIES NES	311	109	420	PROD. CHIM. SPECIAUX NDA
	GASOLINE	65,835		65,835	ESSENCE
	FUEL OIL	219,268	47,360	266,628	MAZOUT
	LUBRICATING OIL, GREASE		7	7	HUILE, GRAISSE LUBRIF.
	COKE	80,420		80,420	COKE
	COAL TAR, PITCH		22	22	GOUDRON, BRAI DE BOUIL.
	PETROL, COAL PROD. NES	263,022		263,022	DERIVE PETR. CHARB. NDA
	FERRO-ALLOYS		40	40	FERRO-ALLIAGES
	PIG IRON	220		220	FER EN GUEUSE
	PRIMARY IRON, STEEL NES		3,768	3,768	FER. ACIER PRIMAIR. NDA
	CASTINGS, FORGINGS	5,012	4,330	9,342	MOUL. PIECES FORGEES
	BARNS AND RODS, STEEL	4	9,592	9,596	BARRES ET TIGES ACIER
	PLATE & SHEET STEEL	175	17,856	18,031	TOLES, FEUILLES D'ACIER
	STRUCTURAL SHAPES	2,998	33,176	36,174	PROFILES DE CONSTRUCT.

TABLE 6. CARGOES HANDLED AT CANADIAN PORTS, TO AND FROM FOREIGN COUNTRIES IN 1975

TABLEAU 6. MARCHANDISES MANUTENTIONNEES DANS LES PORTS CANADIENS, A DESTINATION OU EN PROVENANCE DE PAYS ETRANGERS EN 1975

PORT PORT	COMMODITY	TONS LOADED TONNES CHARGEES	TONS UNLOADED TONNES DECHARGEES	TOTAL TOTAL	MARCHANDISES
VANCOUVER (CONTD. - SUITE)	RAILS & TRACK MATERIAL	738	223	961	RAILS, MAT. VOIE FERRE
	PIPES, TUBES: IRON, STEEL	8,518	8,910	17,428	TUYAUX, TUBES: FER, ACIER
	WIRE	290	5,575	5,865	FIL METALLIQUE
	ALUMINUM	7,833	14	7,847	ALUMINIUM
	COPPER AND ALLOYS	67	519	586	CUivre ET ALLIAGES
	LEAD AND ALLOYS	12,527		12,527	PLOMB ET ALLIAGES
	NICKEL AND ALLOYS	239	10	249	NICKEL ET ALLIAGES
	ZINC AND ALLOYS	10,577		10,577	ZINC ET ALLIAGES
	NON-FERROUS METALS NES	1,343	263	1,606	METEAUX NON-FERREUX NDA
	METAL FAB. BASIC PROD.	312	6,876	7,188	OUVR. DE BASE EN METAL
	DRAIN TILES, PIPES		64	64	TUILES TUY. DE DRAINAGE
	BRICKS, TILES NES		1,152	1,152	BRIQUES, TUILES NDA
	GLASS BASIC PRODUCTS		4,434	4,434	OUVR. DE BASE EN VERRE
	ASBESTOS BASIC PROD.		95	95	OUVR. DE BASE AMIANTE
	CEMENT	93,717	21,100	114,817	CIMENT
	CEMENT BASIC PROD.	208		208	OUVR. DE BASE CIMENT
	LIME	1,938		1,938	CHAUX
	NON-MET. MIN. BASIC PROD	12	796	808	PROD. MIN. NON-MET. BASE
	MISC. FABRICATED PROD.	2	1,187	1,189	OUVRAGES DIVERS
	TRACTORS	1,246	3,212	4,458	TRACTEURS
	MACHINERY NES	5,186	8,814	14,000	MACHINES NDA
	RAILWAY ROLLING STOCK	7		7	MAT. ROUL. DE CH. DE FER
	PASS. AUTOS AND CHASSIS	37	6,510	6,547	VOITURES PART., CHASSIS
	BUSES AND CHASSIS	2		2	AUTOBUS ET CHASSIS
	TRUCKS AND CHASSIS	1,825	87	1,912	CAMIONS ET CHASSIS
	MOTOR VEHICLE ENGINES	190	465	675	MOTEURS DE VEH. AUTOM.
	ROAD MOTOR VEH. NES	231	12	243	VEH. AUTOM. ROUTIERS NDA
	SHIPS, AIRCRAFT, MIS. VEH	118	525	643	NAVIRES, AVIONS, VEH. DIV
	RUBBER TIRES AND TUBES	28	1,215	1,243	PNEUS, CHAMBRES A AIR
	EQUIPMENT MISC.	899	4,915	5,814	MATERIEL DIVERS
	PERSONAL, HOUSEHOLD GOODS	603	8,717	9,320	ART. PERS. ET MENAGERS
	FIREARMS, AMMUNITION		1	1	ARMES A FEU, MUNITIONS
	CONTAINERS, CLOSURES	1,358	313	1,671	CONTENEURS, FERMETURES
	MISC. END PRODUCTS NES	799	777	1,576	PRODUITS FINIS DIV. NDA
	GENERAL CARGO	307	879	1,186	MARCHANDISES DIVERSES
	CONTAINERIZED FREIGHT	358,635	401,902	760,537	FRET CONTENEURISE
PORT TOTAL	15,931,257 *	3,106,227 *	19,037,484 *	TOTAL DU PORT	
VICTORIA	FISH, FRESH OR FROZEN	616		616	POISSON, FRAIS OU CONG.
	WHEAT	160,288		160,288	BLE
	FRESH FRUITS, BERRIES		498	498	FRUITS, BAIES FRAIS
	FRUITS, PREP. CANNED		51	51	FRUITS PREP. EN BOITE
	POTATOES		25	25	POMMES DE TERRE
	LOGS	10,059	104,678	114,737	BILLES
	COPPER ORE AND CONC.	300		300	MINERAL, CONC. CUIVRE
	IRON AND STEEL SCRAP	3,860		3,860	DECHETS DE FER, D'ACIER
	SAND AND GRAVEL		23,500	23,500	SABLE ET GRAVIERS
	LIMESTONE	350		350	PIERRE CALCAIRE
	GYP SUM		19,615	19,615	GYPSE
	CRUDE NON-MET. MIN. NES		50	50	MIN. NON-MET. BRUTS NDA
	HOGGED FUEL, WOOD	3,000		3,000	BOIS DE CHAUFFAGE
	WASTE AND SCRAP NES	5,200		5,200	DECHETS ET REBUTS NDA
	LUMBER AND TIMBER	241,717	1,145	242,862	BOIS D'OEUVRE ET CHARP.
	SHINGLES AND SHAKES	153		153	BARDEAUX, BARD. FACADE
	VENEER, PLYWOOD	42	3,585	3,627	PLACAGES, CONTRE-PLAQ.
	PULP	41,499	26,363	67,862	PATE
	NEWSPRINT PAPER	2,055		2,055	PAPIER JOURNAL
	EXPLOS., FUSES, CAPS	244		244	EXPLOS., AMORCES, DET.
	CEMENT	99,392	14,000	113,392	CIMENT
	CEMENT BASIC PROD.		1,500	1,500	OUVR. DE BASE CIMENT
	LIME		50	50	CHAUX
MISC. END PRODUCTS NES		25	25	PRODUITS FINIS DIV. NDA	
GENERAL CARGO		375	375	MARCHANDISES DIVERSES	
PORT TOTAL	568,775 *	195,460 *	764,235 *	TOTAL DU PORT	
WATSON ISLAND	PULP	9,200		9,200	PATE
	INORGANIC CHEMS. NES		7,000	7,000	PROD. CHIM. INGRG. NDA
	ALUMINUM	667		667	ALUMINIUM
	PORT TOTAL	9,867 *	7,000 *	16,867 *	TOTAL DU PORT
STEWART	COPPER ORE AND CONC.	32,798		32,798	MINERAL, CONC. CUIVRE
	PORT TOTAL	32,798 *	*	32,798 *	TOTAL DU PORT
BC-NES/C-B.-NDA	FISH, FRESH OR FROZEN	206		206	POISSON, FRAIS OU CONG.
	PULPWOOD	3,400		3,400	BOIS A PATE
	LIMESTONE	393,750		393,750	PIERRE CALCAIRE
	PORT TOTAL	397,356 *	*	397,356 *	TOTAL DU PORT
PROVINCE TOTAL		34,422,703 **	4,438,239 **	38,860,942 **	TOTAL DE LA PROVINCE
NORTH-WEST TERR. / TERR. DU NORD-OUEST NWT-NES/TNO-NDA	GASOLINE	10		10	ESSENCE
	FOSS. DIE	443		443	MAZOUT

TABLE 6. CARGOES HANDLED AT CANADIAN PORTS, TO AND FROM FOREIGN COUNTRIES IN 1975

TABLEAU 6. MARCHANDISES MANUTENTIONNEES DANS LES PORTS CANADIENS, A DESTINATION OU EN PROVENANCE DE PAYS ETRANGERS EN 1975

PORT PORT	COMMODITY	TONS LOADED TONNES CHARGÉES	TONS UNLOADED TONNES DÉCHARGÉES	TOTAL TOTAL	MARCHANDISES
NWT-NES/TNG-NDA (CONTD. - SUITE)	GENERAL CARGO		204	204	MARCHANDISES DIVERSES
	PORT TOTAL	453 *	204 *	657 *	TOTAL DU PORT
	PROVINCE TOTAL	453 **	204 **	657 **	TOTAL DE LA PROVINCE
	TOTAL - CANADA	112,925,698 **	70,301,035 **	183,226,733 **	TOTAL - CANADA
	SUMMARY				SOMMAIRE
	NEWFOUNDLAND	2,714,374	4,067,476	6,781,850	TERRE NEUVE
	PR. EDWARD ISLAND	54,057	12,048	66,105	ILE DU PR. EDOUARD
	NOVA SCOTIA	6,938,393	9,869,153	16,807,546	NOUVELLE-ÉCOSSE
	NEW BRUNSWICK	2,937,593	7,287,927	10,225,520	NOUVEAU-BRUNSWICK
	QUEBEC	55,353,997	17,389,027	72,743,024	QUEBEC
	ONTARIO	9,844,564	27,206,824	37,051,388	ONTARIO
	MANITOBA	659,564	30,137	689,701	MANITOBA
	BRITISH COLUMBIA	34,422,703	4,438,239	38,860,942	COLOMBIE-BRITANNIQUE
	NORTH-WEST TERR.	453	204	657	TERR. DU NORD-OUEST
	TOTAL - CANADA	112,925,698 **	70,301,035 **	183,226,733 **	TOTAL - CANADA

TABLE 7. VESSELS DEPARTED FROM CANADIAN PORTS, IN INTERNATIONAL SEABORNE SHIPPING, BY RIG AND SIZE IN 1975

TABLEAU 7. MOUVEMENTS INTERNATIONAUX DE NAVIRES EN PROVENANCE DE PORTS CANADIENS, SUIVANT LE GREEMENT ET LA DIMENSION EN 1975

PROVINCE AND NET TONNAGE RANGE PROVINCE ET RANGE DE TONNAGE NET	STEAM / VAPEUR		MOTOR / MOTEUR		UNRIGGED / SANS GREEMENT		TOTAL / TOTAL	
	NUMBER NOMBRE	NET TONS TONNES NET	NUMBER NOMBRE	NET TONS TONNES NET	NUMBER NOMBRE	NET TONS TONNES NET	NUMBER NOMBRE	NET TONS TONNES NET
NEWFOUNDLAND / TERRE-NEUVE								
1- 99			110	4,216			110	4,216
100- 499			159	55,721			159	55,721
500- 999			144	107,425			144	107,425
1000-1999			176	300,616			176	300,616
2000-2999	1	2,035	487	1,315,560			488	1,317,595
3000-3999	3	11,178	9	30,841			12	42,019
4000-4999	4	17,280	7	31,769			11	49,049
5000-5999			3	15,767			3	15,767
6000+	56	1,408,380	117	1,673,996			173	3,082,376
TOTAL	64	1,438,873	1,212	3,535,911			1,276	4,974,784
PR. EDWARD ISLAND / ILE DU PR. EDOUARD								
500- 999			2	1,868			2	1,868
1000-1999			20	30,313			20	30,313
2000-2999			9	22,461			9	22,461
6000+	1	13,977	7	71,008			8	84,985
TOTAL	1	13,977	38	125,650			39	139,627
NOVA SCOTIA / NOUVELLE-ECOSSE								
1- 99			31	891			31	891
100- 499	1	190	132	30,679			133	30,869
500- 999	1	946	159	123,836			160	124,782
1000-1999	3	4,469	282	434,644			285	439,113
2000-2999	1	2,098	236	630,330			237	632,428
3000-3999			51	180,581			51	180,581
4000-4999	115	485,742	35	154,799			150	640,541
5000-5999	2	11,250	55	308,878	1	5,576	58	325,704
6000+	212	4,198,820	368	4,422,025	13	134,533	593	8,755,378
TOTAL	335	4,763,215	1,349	6,384,463	14	140,109	1,698	11,130,137
NEW BRUNSWICK / NOUVEAU-BRUNSWICK								
1- 99			40	9,850			40	9,850
100- 499			22	17,154			22	17,154
500- 999			87	138,299	1	1,105	88	139,404
1000-1999			97	234,799			97	234,799
2000-2999			104	367,889			105	371,548
3000-3999	1	3,659	51	231,479			52	235,622
4000-4999	1	4,143	71	388,631			71	388,631
5000-5999			270	2,879,930	7	64,278	346	5,651,676
6000+	69	2,707,468	270	2,879,930	7	64,278	346	5,651,676
TOTAL	71	2,715,270	1,638	4,292,834	8	65,383	1,717	7,073,487
QUEBEC / QUEBEC								
1- 99			5	217			5	217
100- 499			111	25,984	1	337	112	26,321
500- 999			55	43,503			55	43,503
1000-1999			336	526,834			336	526,834
2000-2999	6	14,838	384	965,156			390	979,994
3000-3999	5	18,272	275	944,606	2	6,753	282	965,631
4000-4999	22	102,952	207	937,807	1	4,361	230	1,045,120
5000-5999	52	285,250	230	1,261,890			282	1,547,140
6000+	493	5,672,684	2,196	29,601,094	48	407,094	2,737	35,680,872
TOTAL	578	6,093,996	3,799	34,307,091	52	418,545	4,429	40,819,632
ONTARIO / ONTARIO								
1- 99	1	15	456	13,968			457	13,983
100- 499			517	66,276	1	357	518	66,633
500- 999			86	69,496	74	54,440	160	123,936
1000-1999	4	6,462	284	475,869	675	965,371	963	1,447,702
2000-2999	4	10,034	177	443,172	13	30,797	194	484,003
3000-3999	75	279,290	149	507,792	2	6,550	226	793,632
4000-4999	138	653,525	62	275,014	7	30,527	207	959,066
5000-5999	103	555,599	52	287,472	1	5,764	156	852,835
6000+	470	4,702,183	918	11,879,759	15	121,280	1,403	16,703,222
TOTAL	795	6,211,108	2,701	14,018,818	788	1,215,086	4,284	21,445,012

TABLE 7. VESSELS DEPARTED FROM CANADIAN PORTS, IN INTERNATIONAL SEABORNE SHIPPING, BY RIG AND SIZE IN 1975

TABLEAU 7. MOUVEMENTS INTERNATIONAUX DE NAVIRES EN PROVENANCE DE PORTS CANADIENS, SUIVANT LE GREEMENT ET LA DIMENSION EN 1975

PROVINCE AND NET TONNAGE RANGE PROVINCE ET RANGEE DE TONNAGE NET	STEAM / VAPEUR		MOTOR / MOTEUR		UNRIGGED / SANS GREEMENT		TOTAL / TOTAL	
	NUMBER NOMBRE	NET TONS TONNES NET	NUMBER NOMBRE	NET TONS TONNES NET	NUMBER NOMBRE	NET TONS TONNES NET	NUMBER NOMBRE	NET TONS TONNES NET
MANITOBA / MANITOBA								
1000-1999			1	1,169			1	1,169
4000-4599			1	4,647			1	4,647
6000+			26	284,272			26	284,272
TOTAL			28	290,088			28	290,088
BRITISH COLUMBIA / COLOMBIE-BRITANNIQUE								
1- 99			1,807	65,404	2	53	1,809	65,457
100- 499			123	17,025	6	2,215	129	19,240
500- 999			24	18,051	775	625,140	799	643,191
1000-1999			49	80,506	728	1,163,390	777	1,243,896
2000-2999	1	2,382	87	229,435	383	953,421	471	1,185,238
3000-3999	22	68,266	160	532,837	119	441,793	301	1,042,896
4000-4999	6	26,757	176	783,116	88	405,789	270	1,215,662
5000-5999	23	127,124	355	1,949,270	45	256,341	423	2,332,735
6000+	122	1,469,096	1,699	20,467,594	23	186,885	1,844	22,123,575
TOTAL	174	1,693,625	4,480	24,143,238	2,169	4,035,027	6,823	29,871,890
NORTH-WEST TERR. / TERR. DU NORD-OUEST								
3000-3599			1	3,374			1	3,374
6000+			2	14,400			2	14,400
TOTAL			3	17,774			3	17,774
CANADA - CANADA								
1- 99	1	15	3,305	109,546	2	53	3,308	109,614
100- 499	1	190	1,082	205,488	8	2,909	1,091	208,587
500- 999	1	946	492	381,333	849	679,580	1,342	1,061,859
1000-1999	7	10,931	1,235	1,988,250	1,404	2,129,866	2,646	4,129,047
2000-2999	13	31,387	1,477	3,840,913	396	984,218	1,886	4,856,518
3000-3999	106	380,665	749	2,567,920	123	455,096	978	3,403,681
4000-4999	286	1,290,399	539	2,418,631	96	440,677	921	4,149,707
5000-5999	180	983,223	766	4,211,908	47	267,681	993	5,462,812
6000+	1,423	20,172,608	5,603	71,294,078	106	914,070	7,132	92,380,756
TOTAL	2,018	22,870,364	15,248	87,018,067	3,031	5,874,150	20,297	115,762,581

TABLE 8. VESSEL ARRIVALS AND DEPARTURES IN INTERNATIONAL SEABORNE SHIPPING, BY PORT IN 1975

TABLEAU 8. MOUVEMENTS INTERNATIONAUX (ARRIVEES ET DEPARTS) DES NAVIRES, PAR PORT EN 1975

PROVINCE - PORT	(*)	ARRIVED / ARRIVE		DEPARTED / PARTI		TOTAL / TOTAL	
		NUMBER NOMBRE	NET TONNAGE TONNAGE NET	NUMBER NOMBRE	NET TONNAGE TONNAGE NET	NUMBER NOMBRE	NET TONNAGE TONNAGE NET
NEWFOUNDLAND / TERRE-NEUVE							
ARGENTIA	B	14	29,141	20	34,980	34	64,121
	C	7	9,802	14	13,178	21	22,980
		21	38,943	34	48,158	55	87,101
BAIE VERTE	B	3	12,427	2	3,280	5	15,707
	C			3	12,427	3	12,427
		3	12,427	5	15,707	8	28,134
BAY ROBERTS	B						
	C	1	1,086			1	1,086
		1	1,086			1	1,086
BELL ISLAND	B	1	1,017	3	4,920	4	5,937
	C						
		1	1,017	3	4,920	4	5,937
BOTWOOD	B	51	195,725	14	81,005	65	276,730
	C	4	39,412	52	210,191	56	249,603
		55	235,137	66	291,196	121	526,333
BURIN	B	20	10,364	9	5,128	29	15,492
	C	3	3,264	12	6,808	15	10,072
		23	13,628	21	11,936	44	25,564
BURGED	B	2	1,208	9	17,326	11	18,534
	C			6	2,132	6	2,132
		2	1,208	15	19,458	17	20,666
CATALINA	B			5	6,793	5	6,793
	C	1	233			1	233
		1	233	5	6,793	6	7,026
CLARENVILLE	B			13	77,796	13	77,796
	C	4	21,449			4	21,449
		4	21,449	13	77,796	17	99,245
CORNER BROOK	B	29	100,961	5	41,968	34	142,929
	C	18	62,884	48	143,772	66	206,656
		47	163,845	53	185,740	100	349,585
COME-BY-CHANCE	B	82	1,011,766	12	1,191,549	94	2,203,315
	C	13	1,301,127	48	639,864	61	1,940,991
		95	2,312,893	60	1,831,413	155	4,144,306
FORTUNE	B	175	39,864	69	46,757	244	86,621
	C	11	6,823	124	13,405	135	20,228
		186	46,687	193	60,162	379	106,849
GOOSE BAY	B	8	92,454	2	29,535	10	121,989
	C						
		8	92,454	2	29,535	10	121,989
GRAND BANK	B	6	1,861	8	9,359	14	11,220
	C	2	1,130	8	2,352	10	3,482
		8	2,991	16	11,711	24	14,702
HARBOUR BRETON	B	10	6,796	5	13,340	15	20,136
	C	4	11,192	9	5,156	13	16,348
		14	17,988	14	18,496	28	36,484
HARBOUR GRACE	B	10	3,467	4	6,560	14	10,027
	C	1	339	10	3,467	11	3,806
		11	3,806	14	10,027	25	13,833
RAMEA	B			9	5,141	9	5,141
	C			9	2,079	9	2,079
				18	7,220	18	7,220
HOLYROOD	B	1	10,201	12	150,278	13	160,479
	C	13	163,786	2	12,235	15	176,021
		14	173,987	14	162,513	28	336,500
LEWISPORTE	B			3	16,040	3	16,040
	C						
				3	16,040	3	16,040
LITTLE BAY	B	1	224			1	224
	C						
		1	224			1	224
LONG POND	B	5	11,820	5	11,820	5	11,820
	C						
		5	11,820	5	11,820	10	23,640

B - BALLAST, C - CARGO / CARGAISON.

TABLE B. VESSEL ARRIVALS AND DEPARTURES IN INTERNATIONAL SEABORNE SHIPPING, BY PORT IN 1975

TABLEAU B. MOUVEMENTS INTERNATIONAUX (ARRIVEES ET DEPARTS) DES NAVIRES, PAR PORT EN 1975

PROVINCE - PORT	(*)	ARRIVED / ARRIVEE		DEPARTED / PARTI		TOTAL / TOTAL	
		NUMBER NOMBRE	NET TONNAGE TONNAGE NET	NUMBER NOMBRE	NET TONNAGE TONNAGE NET	NUMBER NOMBRE	NET TONNAGE TONNAGE NET
MARYSTOWN	B			14	18,701	14	18,701
	C	7	9,236	1	233	8	9,469
		7	9,236	15	18,934	22	28,170
PORT AUX BASQUES	B	190	476,995	519	1,267,958	709	1,744,953
	C	2	3,097	3	1,161	5	4,258
		192	480,092	522	1,269,119	714	1,749,211
PORT HOPE SIMPSON	B			1	475	1	475
	C			1	475	1	475
LONG HARBOUR	B	4	10,018	9	87,002	13	97,020
	C	13	100,982	4	11,824	17	112,806
		17	111,000	13	98,826	30	209,826
ST. ALBANS	B					1	3,908
	C	1	3,908			1	3,908
		1	3,908			1	3,908
ST. JOHNS	B	58	211,865	41	213,690	99	425,555
	C	11	22,273	13	19,002	24	41,275
		69	234,138	54	232,692	123	466,830
ST. LAWRENCE	B			4	1,159	4	1,159
	C	1	233			1	233
		1	233	4	1,159	5	1,392
STEPHENVILLE	B	28	267,191	14	165,918	42	433,109
	C			31	284,402	31	284,402
		28	267,191	45	450,320	73	717,511
NFLD-NES/T-N-NDA	B	28	16,396	42	70,621	70	87,017
	C	14	11,473	26	11,997	40	23,470
		42	27,869	68	82,618	110	110,487
TOTAL - PROVINCE	B	726	2,511,761	848	3,567,279	1,574	6,079,040
	C	131	1,773,729	428	1,407,505	559	3,181,234
		857 **	4,285,490 **	1,276 **	4,974,784 **	2,133 **	9,260,274 **
PR. EDWARD ISLAND / ILE DU PR. EDOUARD							
CHAPLOTTETOWN	B	4	7,701	10	77,954	14	85,655
	C	3	6,946	3	4,528	6	11,474
		7	14,647	13	82,482	20	97,129
SOURIS	B	5	9,923			5	9,923
	C			5	9,923	5	9,923
		5	9,923	5	9,923	10	19,846
SUMMERSIDE	B	11	17,782			11	17,782
	C	1	1,953	14	22,319	15	24,272
		12	19,735	14	22,319	26	42,054
PEI-NES/IPE-NDA	B	6	10,926	1	13,977	7	24,903
	C			6	10,926	6	10,926
		6	10,926	7	24,903	13	35,829
TOTAL - PROVINCE	B	26	46,332	11	91,931	37	138,263
	C	4	8,899	28	47,696	32	56,595
		30 **	55,231 **	39 **	139,627 **	69 **	194,858 **
NOVA SCOTIA / NOUVELLE-ECOSSE							
AMHERST	B			1	2,197	1	2,197
	C	1	2,197			1	2,197
		1	2,197	1	2,197	2	4,394
BADDECK	B	4	5,329			4	5,329
	C			4	5,329	4	5,329
		4	5,329	4	5,329	8	10,658
BRIDGEWATER	B	1	1,221	2	3,280	3	4,501
	C			2	2,780	2	2,780
		1	1,221	4	6,060	5	7,281
GIRBY	B	6	6,449	1	530	7	6,979
	C			5	5,919	5	5,919
		6	6,449	6	6,449	12	12,898
HALIFAX	B	578	1,915,861	515	2,834,754	1,090	4,750,615
	C	454	4,955,179	487	4,026,108	941	8,981,287
		1,032	6,871,040	1,002	6,860,862	2,031	13,731,902
B - BALLAST. C - CARGO / CARGAISON.							

TABLE 8. VESSEL ARRIVALS AND DEPARTURES IN INTERNATIONAL SEABORNE SHIPPING, BY PORT IN 1975

TABLEAU 8. MOUVEMENTS INTERNATIONAUX (ARRIVEES ET DEPARTS) DES NAVIRES, PAR PORT EN 1975

PROVINCE - PORT	(*)	ARRIVED / ARRIVE		DEPARTED / PARTI		TOTAL / TOTAL	
		NUMBER NOMBRE	NET TONNAGE TONNAGE NET	NUMBER NOMBRE	NET TONNAGE TONNAGE NET	NUMBER NOMBRE	NET TONNAGE TONNAGE NET
HANTSPORT	B	89	373,155			89	373,155
	C			89	373,155	89	373,155
		89	373,155	89	373,155	178	746,310
LITTLE NARROWS	B	31	134,594			31	134,594
	C			30	129,481	30	129,481
		31	134,594	30	129,481	61	264,075
LIVERPOOL	B	14	8,433	13	8,966	27	17,399
	C	16	135,192	12	119,562	28	254,754
		30	143,625	25	128,528	55	272,153
LUNENBURG	B	4	1,720			4	1,720
	C	3	599	7	2,319	10	2,918
		7	2,319	7	2,319	14	4,638
MULGRAVE	B	11	28,343	5	18,424	16	46,767
	C	1	695	8	12,765	9	13,460
		12	29,038	13	31,189	25	60,227
NORTH SYDNEY	B	550	1,309,212	210	509,096	760	1,818,308
	C	33	22,935	34	23,541	67	46,476
		583	1,332,147	244	532,637	827	1,864,784
PARRSBORG	B	3	6,694			3	6,694
	C			3	6,694	3	6,694
		3	6,694	3	6,694	6	13,388
PICTOU	B			3	23,835	3	23,835
	C						
				3	23,835	3	23,835
PORT HAWKESBURY	B	102	945,550	30	1,615,481	132	2,561,031
	C	19	1,544,074	78	739,175	97	2,283,249
		121	2,489,624	108	2,354,656	229	4,844,280
PUGWASH	B	4	3,878	1	2,197	5	6,075
	C	1	2,197	4	3,878	5	6,075
		5	6,075	5	6,075	10	12,150
SHELburnE	B	4	15,905	6	21,112	10	37,017
	C	1	2,179	1	252	2	2,431
		5	18,084	7	21,364	12	39,448
SYDNEY	B	58	376,586	47	324,749	105	701,335
	C	26	172,566	40	236,185	66	408,751
		84	549,152	87	560,934	171	1,110,086
WALTON	B	9	18,323			9	18,323
	C			8	17,793	8	17,793
		9	18,323	8	17,793	17	36,116
WEYMOUTH	B	7	12,261			7	12,261
	C			7	12,261	7	12,261
		7	12,261	7	12,261	14	24,522
WOLFVILLE	B			1	1,870	1	1,870
	C	1	1,870			1	1,870
		1	1,870	1	1,870	2	3,740
YARMOUTH	B	11	3,995	3	9,724	14	13,719
	C	8	12,614	13	4,586	21	17,200
		19	16,609	16	14,310	35	30,919
NS.-NES/N.-E.-NDA	B	28	32,289			28	32,289
	C			28	32,289	28	32,289
		28	32,289	28	32,289	56	64,578
TOTAL - PROVINCE	B	1,511	5,199,798	838	5,376,215	2,349	10,576,013
	C	564	6,852,297	860	5,754,072	1,424	12,606,369
		2,075 **	12,052,095 **	1,698 **	11,130,287 **	3,773 **	23,182,382 **
NEW BRUNSWICK / NOUVEAU-BRUNSWICK							
BATHURST	B			1	7,945	1	7,945
	C						
				1	7,945	1	7,945
BELLEDUNE	B	11	68,619	22	198,169	33	266,788
	C	22	198,169	12	72,452	34	270,621
		33	266,788	34	270,621	67	537,409
BLACKS HBR	B	35	588	7	305	42	893
	C	11	462	38	728	49	1,190
		46	1,050	45	1,033	91	2,083

B - BALLAST, C - CARGO / CARGAISON.

TABLE B. VESSEL ARRIVALS AND DEPARTURES IN INTERNATIONAL SEABORNE SHIPPING, BY PORT IN 1975

TABLEAU B. MOUVEMENTS INTERNATIONAUX (ARRIVEES ET DEPARTS) DES NAVIRES, PAR PORT EN 1975

PROVINCE - PORT	(*)	ARRIVED / ARRIVE		DEPARTED / PARTI		TOTAL / TOTAL	
		NUMBER NOMBRE	NET TONNAGE TONNAGE NET	NUMBER NOMBRE	NET TONNAGE TONNAGE NET	NUMBER NOMBRE	NET TONNAGE TONNAGE NET
CAMPBELLTON	B			1	10,144	1	10,144
	C			1	10,144	1	10,144
CARAQUET	B	2	396	1	297	3	693
	C	1	297	2	396	3	693
		3	693	3	693	6	1,386
CHATHAM	B			2	15,890	2	15,890
	C			2	15,890	2	15,890
DALHOUSIE	B	75	457,834	10	71,735	85	529,569
	C			75	451,461	75	451,461
		75	457,834	85	523,196	160	981,030
GRAND MANAN	B	499	13,597	4	105	503	13,702
	C			487	13,266	487	13,266
		499	13,597	491	13,371	990	26,968
NEWCASTLE	B	36	122,105	4	31,780	40	153,885
	C	1	3,908	37	125,867	38	129,775
		37	126,013	41	157,647	78	283,660
SAINT JOHN	B	376	2,117,156	134	2,849,782	510	4,966,938
	C	293	4,226,701	493	3,135,291	786	7,361,992
		669	6,343,857	627	5,985,073	1,296	12,328,930
ST. ANDREWS	B	13	2,403	23	11,920	36	14,323
	C	71	14,437	59	4,840	130	19,277
		84	16,840	82	16,760	166	33,600
ST. STEPHEN	B			5	46,998	5	46,998
	C	5	54,271	5	46,998	10	101,269
S.B.-NES/NOA	B	299	21,214	47	5,871	346	27,085
	C	1	1,431	253	18,245	254	19,676
		300	22,645	300	24,116	600	46,761
TOTAL - PROVINCE	B	1,346	2,803,912	261	3,250,941	1,607	6,054,853
	C	405	4,499,676	1,456	3,822,546	1,861	8,322,222
		1,751 **	7,303,588 **	1,717 **	7,073,487 **	3,468 **	14,377,075 **
QUEBEC / QUEBEC							
BAIE COMEAU	B	170	2,040,075	32	241,542	202	2,281,617
	C	93	687,068	219	2,133,909	312	2,820,977
		263	2,727,143	251	2,375,451	514	5,102,594
BLACK CAPE	B	1	2,314	1	2,314	1	2,314
	C	1	2,314	1	2,314	2	4,628
CAP CHAT	B	3	10,344	3	10,344	3	10,344
	C	3	10,344	3	10,344	6	20,688
		3	10,344	3	10,344	6	20,688
CHANDLER	B	11	21,096			11	21,096
	C	2	4,272	13	25,368	15	29,640
		13	25,368	13	25,368	26	50,736
CHICOUTIMI	B			3	28,233	3	28,233
	C			3	28,233	3	28,233
GASPE	B	23	43,767	2	10,441	25	54,208
	C	1	297	23	43,767	24	44,064
		24	44,064	25	54,208	49	98,272
HAVRE ST. PIERRE	B	13	147,148			13	147,148
	C			14	165,791	14	165,791
		13	147,148	14	165,791	27	312,939
MATANE	B			2	24,121	2	24,121
	C	1	5,113			1	5,113
		1	5,113	2	24,121	3	29,234
MONTREAL	B	1,132	6,865,918	1,073	6,485,081	2,205	13,350,999
	C	671	3,865,985	722	4,287,691	1,393	8,153,676
		1,803	10,731,903	1,795	10,772,772	3,598	21,504,675
CONTRECOEUR	B	19	166,904	60	873,720	79	1,040,624
	C	61	846,069	68	463,136	129	1,309,205
		80	1,012,973	128	1,336,856	208	2,349,829

B - BALLAST, C - CARGO / CARGAISON.

TABLE 8. VESSEL ARRIVALS AND DEPARTURES IN INTERNATIONAL SEABORNE SHIPPING, BY PORT IN 1973

TABLEAU 8. MOUVEMENTS INTERNATIONAUX (ARRIVEES ET DEPARTS) DES NAVIRES, PAR PORT EN 1973

PROVINCE - PORT	(*)	ARRIVEO / ARRIVE		DEPARTEO / PARTI		TOTAL / TOTAL	
		NUMBER NOMBRE	NET TONNAGE TONNAGE NET	NUMBER NOMBRE	NET TONNAGE TONNAGE NET	NUMBER NOMBRE	NET TONNAGE TONNAGE NET
LANDRAIE	B	3	27,801	3	27,801	6	55,602
	C	3	27,801	3	27,801	6	55,602
NEW RICHMOND	B	3	7,875	1	7,945	4	15,820
	C	3	7,875	4	15,820	7	23,695
POINT AU PIC	B	22	129,131	25	139,053	47	268,184
	C	1	7,605	1	2,159	2	9,764
		23	136,736	26	141,212	49	277,948
PORT ALFRED	B	104	457,755	112	1,162,317	216	1,620,072
	C	124	1,250,478	110	478,186	234	1,728,664
		228	1,708,233	222	1,640,503	450	3,348,736
PORT CARTIER	B	285	4,913,621	12	99,832	297	5,013,453
	C	113	883,701	416	6,344,184	529	7,227,885
		398	5,797,322	428	6,444,016	826	12,241,338
QUEBEC	B	211	1,851,804	139	1,849,496	350	3,701,300
	C	150	1,928,622	233	2,029,202	383	3,957,824
		361	3,780,426	372	3,878,698	733	7,659,124
RIMOUSKI	B	5	7,893	6	45,668	11	53,561
	C	2	9,490	5	10,986	7	20,476
		7	17,383	11	56,654	18	74,037
RIVIERE DU LOUP	B	5	2,697	2	20,288	7	22,985
	C			5	2,697	5	2,697
		5	2,697	7	22,985	12	25,682
SEPT ILES	B	255	6,537,931	48	395,026	303	6,932,957
	C	33	236,826	520	9,414,865	553	9,651,691
		288	6,774,757	568	9,809,891	856	16,584,648
POINTE NOIRE	B	6	115,245	4	40,804	10	156,049
	C	1	11,087	62	729,839	63	740,926
		7	126,332	66	770,643	73	896,975
SOREL	B	166	1,458,488	41	258,465	207	1,716,953
	C	49	434,276	162	1,346,189	211	1,780,465
		215	1,892,764	203	1,604,654	418	3,497,419
TROIS RIVIERES	B	144	898,906	45	242,863	189	1,141,769
	C	23	140,446	124	813,123	147	953,569
		167	1,039,352	169	1,055,986	336	2,095,338
VALLEYFIELD	B	33	103,005	32	121,019	65	224,024
	C	43	147,013	44	124,667	87	271,680
		76	250,018	76	245,686	152	495,704
QUEBEC-NDRTH/NDRQ	B	7	114,203	17	125,004	24	239,207
	C	2	17,004	7	114,203	9	131,207
		9	131,207	24	239,207	33	370,414
QUEBEC-NES/NDA	B	9	24,106	11	52,587	20	76,693
	C	7	21,666	4	17,831	11	39,497
		16	45,772	15	70,418	31	116,190
TOTAL - PROVINCE	B	2,630	25,948,027	1,670	12,251,306	4,300	38,199,333
	C	1,377	10,497,018	2,759	28,568,326	4,136	39,065,344
		4,007 **	36,445,045 **	4,429 **	40,819,632 **	8,436 **	77,264,677 **
ONTARIO / ONTARIO							
AMHERSTBURG	B	2	4,159	2	4,155	4	8,314
	C	2	4,159	2	4,155	4	8,314
BAOGLY ISLAND	B	3	29,771	3	40,657	6	70,428
	C	3	29,771	4	40,657	7	70,428
		3	29,771	4	40,657	7	70,428
BRITT	B			1	2,442	1	2,442
	C			1	2,442	1	2,442
BATH	B	8	30,008	8	30,008	16	60,016
	C	8	30,008	8	30,008	16	60,016
		8	30,008	8	30,008	16	60,016
CARDINAL	B			12	20,686	12	20,686
	C	23	45,617	1	17,038	24	62,724
		23	45,617	13	37,724	36	83,341

B - BALLAST, C - CARGO / CARGAISON.

TABLE 8. VESSEL ARRIVALS AND DEPARTURES IN INTERNATIONAL SEABORNE SHIPPING, BY PORT IN 1975

TABLEAU 8. MOUVEMENTS INTERNATIONAUX (ARRIVEES ET DEPARTS) DES NAVIRES, PAR PORT EN 1975

PROVINCE - PORT	(*)	ARRIVED / ARRIVEE		DEPARTED / PARTI		TOTAL / TOTAL	
		NUMBER NOMBRE	NET TONNAGE TONNAGE NET	NUMBER NOMBRE	NET TONNAGE TONNAGE NET	NUMBER NOMBRE	NET TONNAGE TONNAGE NET
CLARKSON	B	4	13,079	12	72,382	16	85,461
	C	5	29,120	33	162,835	38	191,955
		9	42,199	45	235,217	54	277,416
COLBORNE	B	1	5,160			1	5,160
	C	1	5,160			1	5,160
COLLINGWOOD	B	3	5,454	7	23,045	10	28,499
	C	3	5,454	7	23,045	10	28,499
CORNWALL	B	10	31,137	4	8,124	14	39,261
	C	5	10,983	11	33,996	16	44,979
		15	42,120	15	42,120	30	84,240
COURTRIGHT	B			6	64,295	6	64,295
	C	6	64,295			6	64,295
		6	64,295	6	64,295	12	128,590
DEPOT HARBOUR	B	20	164,036	1	9,971	21	174,007
	C			44	349,114	44	349,114
		20	164,036	45	359,085	65	523,121
GODERICH	B	21	175,029	2	12,733	23	187,762
	C	1	297	41	405,285	42	405,582
		22	175,326	43	418,018	65	593,344
HAMILTON	B	68	335,916	396	4,831,249	464	5,167,165
	C	445	4,844,697	66	262,753	511	5,107,450
		513	5,180,613	462	5,094,002	975	10,274,615
KINGSTON	B	1	7,405	7	35,881	8	43,286
	C	1	2,613			1	2,613
		2	10,018	7	35,881	9	45,899
KINGSVILLE	B			8	49,593	8	49,593
	C	17	124,040			17	124,040
		17	124,040	8	49,593	25	173,633
LITTLE CURRENT	B	17	130,829	2	13,912	19	144,741
	C	5	22,752	28	245,682	33	268,434
		22	153,581	30	259,594	52	413,175
MARATHON	B	18	27,892	3	25,486	21	53,378
	C	14	68,943	27	38,971	41	107,914
		32	96,835	30	64,457	62	161,292
MICHIPICOTEN HARBOUR	B			6	87,783	6	87,783
	C	10	142,452			10	142,452
		10	142,452	6	87,783	16	230,235
MIDLAND	B	1	5,735	14	134,131	15	139,866
	C	2	9,513			2	9,513
		3	15,248	14	134,131	17	149,379
NANTICOKE	B	1	27	125	1,887,215	126	1,887,242
	C	117	1,764,526			117	1,764,526
		118	1,764,553	125	1,887,215	243	3,651,768
OAKVILLE	B	15	44,354	3	1,581	18	45,935
	C	1	1,347	21	71,153	22	72,500
		16	45,701	24	72,734	40	118,435
OSHAWA	B			15	110,687	15	110,687
	C	31	185,468			31	185,468
		31	185,468	15	110,687	46	296,155
OWEN SOUND	B	1	7,267	4	33,128	5	40,395
	C	2	6,398			2	6,398
		3	13,665	4	33,128	7	46,793
PAPRY SOUND	B			6	31,146	6	31,146
	C	6	22,327			6	22,327
		6	22,327	6	31,146	12	53,473
PICTON	B	145	198,434	6	54,748	151	253,182
	C	5	55,609	133	245,505	138	301,114
		150	254,043	139	300,253	289	554,296
PORT COLBORNE	B	71	334,734	62	373,792	133	708,526
	C	15	155,892	108	531,659	123	687,551
		86	490,626	170	905,451	256	1,396,077

B - BALLAST, C - CARGO / CARGAISON.

TABLE 8. VESSEL ARRIVALS AND DEPARTURES IN INTERNATIONAL SEABORNE SHIPPING, BY PORT IN 1975

TABLEAU 8. MOUVEMENTS INTERNATIONAUX (ARRIVEES ET DEPARTS) DES NAVIRES, PAR PORT EN 1975

PROVINCE - PORT	(*)	ARRIVED / ARRIVE		DEPARTED / PARTI		TOTAL / TOTAL	
		NUMBER NOMBRE	NET TONNAGE TONNAGE NET	NUMBER NOMBRE	NET TONNAGE TONNAGE NET	NUMBER NOMBRE	NET TONNAGE TONNAGE NET
PORT CREDIT	B	3	10,578	1	8,222	4	18,800
	C			3	10,578	3	10,578
		3	10,578	4	18,800	7	29,378
PORT MAITLAND	B	1	19			1	19
	C					1	19
PORT MCNICOLL	B	2	11,991	4	37,855	6	49,846
	C			4	37,855	6	49,846
PORT STANLEY	B	5	5,422	5	23,059	10	28,481
	C	5	23,059	3	2,184	8	25,243
		10	28,481	8	25,243	18	53,724
PRESCOTT	B	6	25,239	17	97,693	23	122,932
	C	8	35,095	1	6,388	9	41,483
		14	60,334	18	104,081	32	164,415
ST. CATHARINES	B	16	83,603	28	195,265	44	278,868
	C	12	93,084	1	1,841	13	94,925
		28	176,687	29	197,106	57	373,793
SARNIA	B	821	1,099,779	536	1,841,214	1,357	2,940,993
	C	196	2,294,313	418	849,891	614	3,144,204
		1,017	3,394,092	954	2,691,105	1,971	6,085,197
SAULT STE. MARIE	B	47	63,015	214	2,126,674	261	2,189,689
	C	243	2,699,158	51	130,962	294	2,830,120
		290	2,762,173	265	2,257,636	555	5,020,009
SERPENT RIVER	B			11	60,029	11	60,029
	C	18	134,001			18	134,001
		18	134,001	11	60,029	29	194,030
SOMBRA	B			6	58,127	6	58,127
	C	21	211,767			21	211,767
		21	211,767	6	58,127	27	269,894
THOROLD	B	2	4,383	3	21,873	5	26,256
	C	10	41,439	6	17,247	16	58,686
		12	45,822	9	39,120	21	84,942
THUNDER BAY	B	635	5,379,187	38	243,490	673	5,622,677
	C	34	149,136	312	1,729,411	346	1,878,547
		669	5,528,323	350	1,972,901	1,019	7,501,224
TORONTO	B	75	314,000	196	1,072,662	271	1,386,662
	C	271	1,314,795	137	519,397	408	1,834,192
		346	1,628,795	333	1,592,059	679	3,220,854
LAKEVIEW	B			66	1,012,640	66	1,012,640
	C	64	982,360			64	982,360
		64	982,360	66	1,012,640	130	1,995,000
WALLACEBURG	B	1	1,592	2	7,592	3	9,190
	C	2	7,592			2	7,592
		3	9,190	2	7,592	5	16,782
WELLAND	B	1	27			1	27
	C					1	27
WHITBY	B	1	51			1	51
	C					1	51
WINDSOP	B	716	318,285	628	463,094	1,344	781,379
	C	350	862,200	359	566,613	709	1,428,813
		1,066	1,180,485	987	1,029,707	2,053	2,210,192
ONTARIO-NES/NOA	B	1	2,825	6	11,025	7	13,850
	C	8	35,869	3	6,965	11	42,834
		9	38,694	9	17,990	18	56,684
TOTAL - PROVINCE	B	2,743	8,870,428	2,465	15,168,879	5,208	24,039,307
	C	1,953	16,440,757	1,819	6,276,133	3,772	22,716,890
		4,696 **	25,311,185 **	4,284 **	21,445,012 **	8,980 **	46,756,197 **
MANITOBA / MANITOBA							
CHURCHILL	B	26	273,079	2	17,004	28	290,083
	C	2	17,004	26	273,084	28	290,088
		28	290,083	28	290,088	56	580,171
TOTAL - PROVINCE	B	26	273,079	2	17,004	28	290,083
	C	2	17,004	26	273,084	28	290,088
		28 **	290,083 **	28 **	290,088 **	56 **	580,171 **

B - BALLAST, C - CARGO / CARGAISON.

TABLE 8. VESSEL ARRIVALS AND DEPARTURES IN INTERNATIONAL SEABORNE SHIPPING, BY PORT IN 1975

TABLEAU 8. MOUVEMENTS INTERNATIONAUX (ARRIVEES ET DEPARTS) DES NAVIRES, PAR PORT EN 1975

PROVINCE - PORT	(*)	ARRIVED / ARRIVE		DEPARTED / PARTI		TOTAL / TOTAL	
		NUMBER NOMBRE	NET TONNAGE TONNAGE NET	NUMBER NOMBRE	NET TONNAGE TONNAGE NET	NUMBER NOMBRE	NET TONNAGE TONNAGE NET
BRITISH COLUMBIA / COLOMBIE-BRITANNIQUE							
BAMBERTON	B			1	14	1	14
	C			1	14	1	14
BEECHER BAY	B	2	88			2	88
	C	2	88			2	88
BLUBBER BAY	B	18	56,762	16	2,635	34	59,397
	C			25	86,655	25	86,655
		18	56,762	41	89,290	59	146,052
BRITANNIA BEACH	B	7	41,154	6	2,442	13	43,596
	C			6	40,078	6	40,078
		7	41,154	12	42,520	19	83,674
CAMPBELL RIVER	B	83	289,391	36	13,665	119	303,056
	C	18	77,124	73	362,348	91	439,472
		101	366,515	109	376,013	210	742,528
CHEMAINUS	B	49	481,909	20	188,000	69	669,909
	C	2	61	28	292,329	30	292,390
		51	481,970	48	480,329	99	962,299
COUPTENAY	B	7	269			7	269
	C	6	4,554			6	4,554
		13	4,823			13	4,823
COWICHAN BAY	B	6	8,403	2	1,066	8	9,469
	C			2	6,612	2	6,612
		6	8,403	4	7,678	10	16,081
CROFTON	B	200	1,262,609	42	11,537	242	1,274,146
	C	1	4,286	162	1,246,824	163	1,251,110
		201	1,266,895	204	1,258,361	405	2,525,256
ESQUIMALT	B	1	16	1	16	2	32
	C			1	16	2	32
GOLD RIVER	B	34	308,154	5	10,585	39	318,739
	C			33	311,120	33	311,120
		34	308,154	38	321,705	72	629,859
KITIMAT	B	36	303,672	19	173,254	55	476,926
	C	24	221,151	42	363,839	66	584,990
		60	524,823	61	537,093	121	1,061,916
LADYSMITH	B	8	83,746	10	62,246	18	145,992
	C	3	154	3	22,515	6	22,669
		11	83,900	13	84,761	24	168,661
MARBLE BAY	B	3	6,885	6	10,185	9	17,070
	C			14	43,913	14	43,913
		3	6,885	20	54,098	23	60,983
NANAIMO	B	146	1,216,834	51	291,082	197	1,507,916
	C	18	37,141	111	953,035	129	990,176
		164	1,253,975	162	1,244,117	326	2,498,092
NEW WESTMINSTER	B	208	893,855	154	687,689	362	1,581,544
	C	134	755,051	180	987,948	314	1,742,999
		342	1,648,906	334	1,675,637	676	3,324,543
OCEAN FALLS	B	3	10,208			3	10,208
	C			3	10,208	3	10,208
		3	10,208	3	10,208	6	20,416
PORT ALBERNI	B	114	916,041	23	31,966	137	948,007
	C	9	74,987	108	971,179	117	1,046,166
		123	991,028	131	1,003,145	254	1,994,173
PORT HARDY	B	1	10,018			1	10,018
	C			1	10,018	1	10,018
		1	10,018	1	10,018	2	20,036
PORT MELLON	B	11	101,568	6	4,085	17	105,653
	C	1	819	10	100,900	11	101,719
		12	102,387	16	104,985	28	207,372
POWELL RIVER	B	207	351,482	105	21,919	312	373,401
	C	16	70,637	117	351,582	133	422,219
		223	422,119	222	373,501	445	795,620

B - BALLAST, C - CARGO / CARGAISON.

TABLE 8. VESSEL ARRIVALS AND DEPARTURES IN INTERNATIONAL SEABORNE SHIPPING, BY PORT IN 1975

TABLEAU 8. MOUVEMENTS INTERNATIONAUX (ARRIVEES ET DEPARTS) DES NAVIRES, PAR PORT EN 1975

PROVINCE - PORT	I*)	ARRIVED / ARRIVE		DEPARTED / PARTI		TOTAL / TOTAL	
		NUMBER NOMBRE	NET TONNAGE TONNAGE NET	NUMBER NOMBRE	NET TONNAGE TONNAGE NET	NUMBER NOMBRE	NET TONNAGE TONNAGE NET
PRINCE RUPERT	B	195	589,295	93	66,084	288	655,379
	C	10	29,926	116	565,595	126	595,521
		205	619,221	209	631,679	414	1,250,900
RUPERT INLET	B	4	25,579			4	25,579
	C			3	25,536	3	25,536
		4	25,579	3	25,536	7	51,115
QUATSINO	B	3	13,946	2	7,576	5	21,522
	C	1	6,365	3	13,946	4	20,311
		4	20,311	5	21,522	9	41,833
ROBERTS BANK	B	151	4,083,131			151	4,083,131
	C			151	4,043,912	151	4,043,912
		151	4,083,131	151	4,043,912	302	8,127,043
SHANNON BAY	B						
	C			1	5,546	1	5,546
				1	5,546	1	5,546
SOOKE	B	142	93,778	15	2,007	157	95,785
	C			216	163,188	216	163,188
		142	93,778	231	165,195	373	258,973
SQUAMISH	B	36	219,194	11	4,778	47	223,972
	C	2	6,627	30	218,738	32	225,365
		38	225,821	41	223,516	79	449,337
TASU	B	28	373,669			28	373,669
	C			29	392,687	29	392,687
		28	373,669	29	392,687	57	766,356
TAHSIS	B	27	204,259	2	146	29	204,405
	C			28	205,140	28	205,140
		27	204,259	30	205,286	57	409,545
TEXADA	B	7	90,369			7	90,369
	C			7	90,369	7	90,369
		7	90,369	7	90,369	14	180,738
VANANDA	B	26	72,720	28	8,483	54	81,203
	C			51	153,153	51	153,153
		26	72,720	79	161,636	105	234,356
VANCOUVER	B	2,734	8,759,671	1,736	1,956,998	4,470	10,716,669
	C	1,076	5,407,478	2,000	12,028,622	3,078	17,436,100
		3,812	14,167,149	3,736	13,985,620	7,548	28,152,769
VICTORIA	B	776	1,947,816	640	1,404,432	1,416	3,352,248
	C	121	181,271	123	594,037	244	775,308
		897	2,129,087	763	1,998,469	1,660	4,127,556
WATSON ISLAND	B	2	9,130	1	3,254	3	12,384
	C	2	6,508	1	9,114	3	15,622
		4	15,638	2	12,368	6	28,006
STEWART	B	4	42,043			4	42,043
	C			4	42,043	4	42,043
		4	42,043	4	42,043	8	84,086
BC-NES/C-B.-NDA	B	53	95,299	55	11,351	108	106,650
	C	2	624	56	181,666	58	182,290
		55	95,923	111	193,017	166	288,940
TOTAL - PROVINCE	B	5,332	22,962,963	3,086	4,977,495	8,418	27,940,458
	C	1,448	6,884,764	3,737	24,894,395	5,185	31,779,159
		6,780 **	29,847,727 **	6,823 **	29,871,890 **	13,603 **	59,719,617 **
NORTH-WEST TERR. / TERR. DU NORD-OUEST							
NWT-NES/TND-NOA	B			2	14,400	2	14,400
	C	1	1,253	1	3,374	2	4,627
		1	1,253	3	17,774	4	19,027
TOTAL - PROVINCE	B			2	14,400	2	14,400
	C	1	1,253	1	3,374	2	4,627
		1 **	1,253 **	3 **	17,774 **	4 **	19,027 **
TOTAL - CANADA	B	14,340	68,616,300	9,183	44,715,450	23,523	113,331,750
	C	5,893	46,073,397	11,114	71,047,111	17,008	117,030,531
		20,233 **	114,689,697 **	20,297 **	115,762,561 **	40,531 **	230,362,281 **

B - BALLAST, C - CARGO / CARGAISONS.

TABLE 9. CARGOES HANDLED AT GREAT LAKES PORTS, TO AND FROM FOREIGN COUNTRIES VIA ST. LAWRENCE RIVER IN 1975

TABLEAU 9. MARCHANDISES MANUTENTIONNEES DANS LES PORTS DES GRANDS LACS, POUR ET DE PAYS ETRANGERS VIA LE SAINT-LAURENT EN 1975

PORT AND COMMODITY	ARRIVED / ARRIVE			DEPARTED / PARTI			PORT ET MARCHANDISE
	NUMBER NOMBRE	NET TONNAGE TONNAGE NET	TONS UNLOADED TONNES DECHAR.	NUMBER NOMBRE	NET TONNAGE TONNAGE NET	TONS LOADED TONNES CHAR.	
CARDINAL LIVE ANIMALS, NES PORT TOTAL	* * *	* * *	* * *	1 *	17,038 *	5 5	CARDINAL ANIMAUX VIVANTS, NDA TOTAL DU PORT
CLARKSON CRUDE PETROLEUM PORT TOTAL	2 *	14,336 *	29,130 *	* *	* *	* *	CLARKSON PETROLE BRUT TOTAL DU PORT
CORNWALL VEGETABLES, DRIED DIST. ALCOHOLIC BEV. VENEER, PLYWOOD PULP NEWSPRINT PAPER PAPER NES TEXTILE FAB. MTL NES INORGANIC CHEMS. NES ORGANIC CHEMICALS NES AGRICULTURAL CHEMICALS CHEM. SPECIALTIES NES BARS AND RODS, STEEL PLATE & SHEET STEEL PIPES, TUBES: IRON, STEEL WIRE ALUMINUM COPPER AND ALLOYS NON-FERROUS METALS NES METAL FAB. BASIC PROD. BRICKS, TILES NES GLASS BASIC PRODUCTS MACHINERY NES MOTOR VEHICLE ENGINES EQUIPMENT MISC. PERSONAL, HOUSEHOLD GOODS GENERAL CARGO PORT TOTAL			4 13 33 25 546 3,270 1,196 85 17 11 2 24 13 203 236 11 1 43 3			12 14,761 500 1,247 225 270 111 3,289 27 270 11 1 4 3	CORNWALL LEGUMES, SECS BOISS. ALCOOL. DIST. PLACAGES, CONTRE-PLAQ. PATE PAPIER JOURNAL PAPIER NDA OUVR. EN MAT. TEXT. NDA PROD. CHIM. INORG. NDA PROD. CHIM. ORGAN. NDA PROD. CHIM. AGRICULES PROD. CHIM. SPECIAUX NDA BARRES ET TIGES ACIER TOLES, FEUILLES D'ACIER TUYAUX, TUBES: FER, ACIER FIL METALLIQUE ALUMINIUM CUIVRE ET ALLIAGES METAUX NON-FERREUX NDA OUVR. DE BASE EN METAL BRIQUES, TUILES NDA OUVR. DE BASE EN VERRE MACHINES NDA MOTEURS DE VEH. AUTOM. MATERIEL DIVERS ART. PERS. ET MENAGERS MARCHANDISES DIVERSES TOTAL DU PORT
HAMILTON MEAT, CURED FISH, FRESH OR FROZEN CHEESE FRUIT, PRES. NOT CANNED NUTS, EXC. OIL NUTS NES VEGETABLES, DRIED VEGETABLE PREP. NES MOLASSES, CRUDE COCOA AND CHOCOLATE COFFEE TEA SPICES MISC. FOOD PREP. NES SOYA, OIL MEAL, CAKE BREWERS GRAINS DIST. ALCOHOLIC BEV. RAW HIDES AND SKINS RUBBER, ALLIED GUMS, NAT TEXTILE FIBRES NES MANGANESE ORE NICKEL-COPPER ORE IRON AND STEEL SCRAP NON-FERROUS MET. SCRAP STONE, CRUDE NES FLUORSPAR PHOSPHATE ROCK CRUDE NON-MET. MIN. NES COTTON, TEXTILE WASTE LEATHER LUMBER AND TIMBER WOOD FAB. MATERIALS PAPER NES BLDG. PAPER AND BOARD WET MACHINE BOARD CORDAGE, TWINE, ROPE JUTE WOVEN FABRICS TEXTILE FAB. MTL NES ANIMAL OILS, EXC. MARINE SOYABEAN OIL OILS, FATS, WAXES NES METALLIC SALTS INORGANIC CHEMS. NES ORGANIC CHEMICALS NES FERTILIZERS NES	5 *	10,983 *	5,736 *	11 *	33,996 *	20,442 *	HAMILTON VIANDE FUMEE OU SALEE POISSON, FRAIS OU CONG. FROMAGE CONS. FRUITS NON BOITE NOIX, SAUF OLEAG. NDA LEGUMES, SECS PREP. DE LEGUMES NDA MELASSE, BRUTE CACAO ET CHOCOLAT CAFE THE EPICES DIV. PREP. ALIM. NDA FARINE TOURT. GR. SOYA GRAINS DE BRASSERIE BOISS. ALCOOL. DIST. PEAUX ET CUIRS BRUT CAOUTCHOUC GOMMES NAT. FIBRES TEXTILES NDA MINERAI DE MANGANESE MINER. DE CUIVRE-NICKEL DECHETS DE FER, D'ACIER DECHETS METAL. NON FER. PIERRE BRUTE NDA SPATH FLUOR ROCHE PHOSPHATEE MIN. NON-MET. BRUTS NDA DECHETS DE COTON, TEXT. CUIR BOIS D'OEUVRE ET CHARP. DEMI-PRODUITS EN BOIS PAPIER NDA PLAQ. CONSTR., PAP/CART. CARTON EN PATE PRESSE CORDAGE, FICELLE, CORDE TISSUS DE JUTE OUVR. EN MAT. TEXT. NDA HUIL. ANIM. SAUF AN. MAR. HUILE DE SOYA HUIL. MAT. GRAS, CIRE NDA SELS METALLIQUES PROD. CHIM. INORG. NDA PROD. CHIM. ORGAN. NDA ENGRAIS CHIMIQUES NDA

TABLE 9. CARGOES HANDLED AT GREAT LAKES PORTS, TO AND FROM FOREIGN COUNTRIES VIA ST. LAWRENCE RIVER IN 1975

TABLEAU 9. MARCHANDISES MANUTENTIONNEES DANS LES PORTS DES GRANDS LACS, POUR ET DE PAYS ETRANGERS VIA LE SAINT-LAURENT EN 1975

PORT AND COMMODITY	ARRIVED / ARRIVE			DEPARTED / PARTI			PORT ET MARCHANDISE
	NUMBER NOMBRE	NET TONNAGE TONNAGE NET	TONS UNLOADED TONNES DECHAR.	NUMBER NOMBRE	NET TONNAGE TONNAGE NET	TONS LOADED TONNES CHAR.	
AGRICULTURAL CHEMICALS						123	PROD.CHIM.AGRICOLES
SYNTHETIC RUBBER						1,053	CAOUTCHOUC SYNTHETIQUE
PLASTIC MATERIALS						14	MATIERES PLASTIQUES
DYESTUFF,PIGMENT,PAINT			6			88	MAT.COLOR.PIG.PEINTURE
CHEM.SPECIALTIES NES						78	PROD.CHIM.SPECIAUX NDA
COKE			12,125			35,582	COKE
ASPHALTS,ROAD OILS						36	ASPHALTE,BITUME LIQD.
PETROL.COAL PROD.NES						20	DERIVE PETR.CHARB.NDA
PRIMARY IRON,STEEL NES			16,988				FER,ACIER PRIMAIR.NDA
CASTINGS,FORGINGS			2,373			682	MOUL.PIECES FORGEES
BAR AND RODS,STEEL			21,789			595	BARRES ET TIGES ACIER
PLATE & SHEET STEEL			17,434			81,762	TOLES,FEUILLES D'ACIER
STRUCTURAL SHAPES			13,509			17,077	PROFILES DE CONSTRUCT.
RAILS & TRACK MATERIAL			4,316				RAILS,MAT.VOIE FERREE
PIPES,TUBES:IRON,STEEL			3,538			34	TUYAUX,TUBES:FER,ACIER
WIRE			219			13	FIL METALLIQUE
COPPER AND ALLOYS						7	CUIVRE ET ALLIAGES
NICKEL AND ALLOYS			332			12	NICKEL ET ALLIAGES
NON-FERROUS METALS NES						220	METAUX NON-FERREUX NDA
METAL FAB.BASIC PROD.			93			107	OUVR.DE BASE EN METAL
GLASS BASIC PRODUCTS						362	OUVR.DE BASE EN VERRE
NON-MET.MIN.BASIC PROD						6	PROD.MIN.NON-MET.BASE
TRACTORS			162			7	TRACTEURS
MACHINERY NES			756			1,776	MACHINES NDA
RAILWAY ROLLING STOCK			2,824				MAT.ROUL.DE CH.DE FER
PASS.AUTOS AND CHASSIS			14			12	VOITURES PART.,CHASSIS
TRUCKS AND CHASSIS						463	CAMIONS ET CHASSIS
MOTOR VEHICLE ENGINES						2,040	MOTEURS DE VEH.AUTOM.
SHIPS,AIRCRAFT,MIS.VEH			4				NAVIRES,AVIONS,VEH.DIV
RUBBER TIRES AND TUBES						7	PNEUS, CHAMBRES A AIR
EQUIPMENT MISC.			190			758	MATERIEL DIVERS
PERSONAL,HSEHOLD GOODS			1,230			963	ART.PERS.ET MENAGERS
CONTAINERS,CLOSURES			2			73	CONTENEURS,FERMETURES
MISC. END PRODUCTS NES			65			2,626	PRODUITS FINIS DIV.NDA
GENERAL CARGO			22			1,426	MARCHANDISES DIVERSES
PORT TOTAL	62 *	289,521 *	196,758 *	61 *	250,033 *	179,618 *	TOTAL DU PORT
MARATHON							MARATHON
SALT			6,521				SEL
PULP						14,750	PAT.
PORT TOTAL	1 *	3,312 *	6,521 *	3 *	9,427 *	14,750 *	TOTAL DU PORT
DAKVILLE							DAKVILLE
GASOLINE						17,781	ESSENCE
PORT TOTAL				1 *	7,200 *	17,781 *	TOTAL DU PORT
OSHAWA							OSHAWA
RAW SUGAR			71,941				SUCRE BRUT
PORT TOTAL	7 *	70,845 *	71,941 *	*	*	*	TOTAL DU PORT
PORT COLBORNE							PORT COLBORNE
COKE			5,500				COKE
PORT TOTAL	1 *	10,846 *	5,500 *	*	*	*	TOTAL DU PORT
PORT STANLEY							PORT STANLEY
TRUCKS AND CHASSIS						2,096	CAMIONS ET CHASSIS
PORT TOTAL	*	*	*	3 *	2,184 *	2,096 *	TOTAL DU PORT
PRESCOTT							PRESCOTT
WHEAT						7,664	BLE
FERTILIZERS NES			6,991				ENGRAIS CHIMIQUE NDA
PORT TOTAL	3 *	7,511 *	6,991 *	1 *	6,388 *	7,664 *	TOTAL DU PORT
ST. CATHARINES							ST. CATHARINES
ORES AND CONC.NES			17,765				MINERAIS ET CONC.NDA
CLAY MATERIALS NES			3,600				MATIERES ARGIL.NDA
MACHINERY NES						270	MACHINES NDA
PORT TOTAL	3 *	19,520 *	21,365 *	1 *	1,841 *	270 *	TOTAL DU PORT
SARNIA							SARNIA
INORGANIC CHEMS. NES						2,425	PROD.CHIM.INORG.NDA
GLYCOL			3,968				GLYCOL
ORGANIC CHEMICALS NES						7,637	PROD.CHIM.ORGAN.NDA
AGRICULTURAL CHEMICALS						82	PROD.CHIM.AGRICOLES
SYNTHETIC RUBBER						8,337	CAOUTCHOUC SYNTHETIQUE
PLASTIC MATERIALS						4,811	MATIERES PLASTIQUES
CHEM.SPECIALTIES NES						4,440	PROD.CHIM.SPECIAUX NDA
GASOLINE						23,672	ESSENCE
FUEL OIL						58,004	MAZOUT
EQUIPMENT MISC.			121				MATERIEL DIVERS
PORT TOTAL	2 *	7,482 *	4,089 *	23 *	115,588 *	109,408 *	TOTAL DU PORT
Sault Ste. Marie							Sault Ste. Marie

TABLE 9. CARGOES HANDLED AT GREAT LAKES PORTS, TO AND FROM FOREIGN COUNTRIES VIA ST. LAWRENCE RIVER IN 1975

TABLEAU 9. MARCHANDISES MANUTENTIONNEES DANS LES PORTS DES GRANDS LACS, POUR ET DE PAYS ETRANGERS VIA LE SAINT-LAURENT EN 1975

PORT AND COMMODITY	ARRIVED / ARRIVE			DEPARTED / PARTI			PORT ET MARCHANDISE
	NUMBER NOMBRE	NET TONNAGE TONNAGE NET	TONS UNLOADED TONNES DECHAR.	NUMBER NOMBRE	NET TONNAGE TONNAGE NET	TONS LOADED TONNES CHAR.	
IRON AND STEEL SCRAP						8,728	DECHETS DE FER, DACIER
COKE			8,000				COKE
PLATE & SHEET STEEL						13,365	TOLES, FEUILLES D'ACIER
BRICKS, TILES NES			3,592				BRIQUES, TUILES NDA
EQUIPMENT MISC.			94				MATERIEL DIVERS
PORT TOTAL	4 *	23,388 *	11,686 *	3 *	22,439 *	22,093 *	TOTAL DU PORT
THOROLO							THDROLD
TEXTILE FIBRES NES						3	FIBRES TEXTILES NDA
CRUDE NON-MET. MIN. NES						8,662	MIN. NON-MET. BRUTS NDA
TEXTILE FAB. MTL NES						6	OUVR. EN MAT. TEXT. NDA
CDKF			5,746				CDKE
PIPES, TUBES: IRON, STEEL						12	TUYAUX, TUBES: FER, ACIER
COPPER AND ALLOYS			119				CUIVRE ET ALLIAGES
NICKEL AND ALLOYS			14,575				NICKEL ET ALLIAGES
NON-FERROUS METALS NES			102				METAUX NON-FERREUX NDA
METAL FAB. BASIC PROD.						1	OUVR. DE BASE EN METAL
PERSONAL, HSEHOLD GOODS			1				ART. PERS. ET MENAGERS
CONTAINERS, CLOSURES			2				CONTENEURS, FERMETURES
GENERAL CARGO						1	MARCHANDISES DIVERSES
PORT TOTAL	6 *	18,150 *	20,545 *	6 *	17,247 *	8,685 *	TOTAL DU PORT
THUNDER BAY							THUNDER BAY
BARLEY						102,030	ORGE
OATS						134,899	AVOINE
RYE						90,892	SEIGLE
WHEAT						124,223	BLE
MALT AND MALT FLOUR						7,470	MALT ET FARINE DE MALT
VEGETABLES, FRESH						2,477	LEGUMES, FRAIS
VEGETABLES, DRIED						5,648	LEGUMES, SECS
HULLS, SCREENINGS, CHAFF						18,960	EGOLURES, CRIBLURES, PAL
BRAN, SHORTS, MIDDLINGS						5,017	SON, ISSUES DE CEREALES
OIL SEED MEAL, CAKE NES						5,651	FAR. TOURT. OLEAG. NDA
FEEDS, VEGETABLE ORIGIN						10,500	PROV. D'ORIGINE VEGETALE
CONC. COMPLETE FEEDS						205,057	CONC., PROV. COMPLETES
FLAXSEED						131,787	GRAINE DE LIN
MUSTARD SEED						11,268	GRAINE DE MOUTARDE
RAPESEED						40,316	GRAINE DE COLZA
OIL SEEDS, NUTS NES						6,976	GRAINES, NOIX OLEAG. NDA
BOLTS, ROUND TIMBER						6,624	BILLOTS, BOIS ROUNDS
ZINC ORE AND CONC.						16,021	MINERAI, CONC. DE ZINC
SULPHUR IN ORES						47,933	SOUFRE EN MINERAI
LUMBER AND TIMBER						2,284	BOIS D'OEUVRE ET CHARP.
PULP						4,775	PATE
TRACTOPS			910				TRACTEURS
MACHINERY NES			2,518				MACHINES NDA
PERSONAL, HSEHOLD GOODS			100				ART. PERS. ET MENAGERS
FIREARMS, AMMUNITION						4,154	ARMES A FEU, MUNITIONS
GENERAL CARGO			101				MARCHANDISES DIVERSES
PORT TOTAL	4 *	8,358 *	3,629 *	85 *	651,765 *	984,962 *	TOTAL DU PORT
TORONTO							TORONTO
MEAT, FRESH OR FROZEN			405				VIANDE, FRAICHE / CONG.
MEAT AND MEAT PREP. NES			61				VIANDES ET PREP. NDA
FISH, FRESH OR FRDZN			19				POISSON, FRAIS OU CONG.
FISH, SALTED OR CURED			13				POISSON, SALE OU FUME
CHEESE			86				FROMAGE
MILK POWDER						46	LAIT EN POUVRE
DAIRY PROD. EGGS, HONEY			45				PROD. LAIT., OEUFS, MIEL
WHEAT FLOUR			95			9	FARINE DE BLE
CEREALS MILLED, NES						13	CEREALES MOULUES, NDA
MACARONI, CEREAL PROD.			195				PATES ALIM. PROD. CEREAL
FRESH FRUITS, BERRIES			3,603				FRUITS, BAIES FRAIS
DRIED FRUITS			196				FRUITS SECS
FRUIT JUICES			654				JUS DE FRUIT
FRUIT, PRES. NOT CANNED			417				CONS. FRUITS NON BOITE
FRUITS, PREP. CANNED			3,145			119	FRUITS PREP. EN BOITE
NUTS, EXC. OIL NUTS NES			3,691				NOIX, SAUF OLEAG. NDA
VEGETABLES, FRESH			368			2	LEGUMES, FRAIS
VEGETABLES, DRIED			36			1,172	LEGUMES, SECS
VEGETABLE PREP. NES			42			23	PREP. DE LEGUMES NDA
RAW SUGAR			187,758				SUCRE BRUT
MOLASSES, CRUDE			27,500				MELASSE, BRUTE
SUGAR PREPARATIONS			27				PREP. A BASE DE SUCRE
COCOA AND CHOCOLATE			170				CACAO ET CHOCOLAT
COFFEE			2,011				CAFE
TEA			6,879				THE
SPICES			607			5	EPICES
MISC. FOOD PREP. NES			4,762			82	DIV. PREP. ALIM. NDA
HAY, FODRAGE, STRAW						38	FOIN, FOURRAGE, PAILLE
GROUND CEREALS NES						1	CEREALES MOULUES NDA
SOYA. OIL MEAL, CAKE						58,769	FARINE TOURT. GR. SOYA
CONC. COMPLETE FEEDS						3	CONC., PROV. COMPLETES

TABLE 9. CARGOES HANDLED AT GREAT LAKES PORTS, TO AND FROM FOREIGN COUNTRIES VIA ST. LAWRENCE RIVER IN 1975

TABLEAU 9. MARCHANDISES MANUTENTIONNEES DANS LES PORTS DES GRANDS LACS, POUR ET DE PAYS ETRANGERS VIA LE SAINT-LAURENT EN 1975

PORT AND COMMODITY	ARRIVED / ARRIVE			DEPARTED / PARTI			PORT ET MARCHANDISE
	NUMBER NOMBRE	NET TONNAGE TONNAGE NET	TONS UNLOADED TONNES DECHAR.	NUMBER NOMBRE	NET TONNAGE TONNAGE NET	TONS LOADED TONNES CHAR.	
NON-ALCOHOLIC BEVERAGE			249			12	BOISSONS NON-ALCOOLIQ.
ALE, BEER, STOUT, PORTER			2,262				ALE, BIERE, STOUT, PORTER
WINES			5,970			28	VINS
DIST. ALCOHOLIC BEV.			3,426			10	BOISS. ALCOOL. DIST.
RAW HIDES AND SKINS			2			252	PEAUX ET CUIRS BRUT
CRUDE ANIMAL PROD. NES			21			86	PR. BRUTS ORIG. ANIM. NDA
SEEDS FOR SOWING NES			31			3	GRAINES DE SEMENCE NDA
OIL SEEDS, NUTS NES			6				GRAINES, NOIX OLEAG. NDA
NURSERY, GREENHOUSE STOCK			46				PROD. PEPINIERE, SERRE
RUBBER, ALLIED GUMS, NAT			5,809				CAOUTCHOUC GOMMES NAT.
CRUDE VEG. PROD. NES			106			21	PR. BRUTS ORIG. VEG. NDA
CRUDE WOOD MTL. NES			283			36	MATIERES BOIS BRUT NDA
WOOL AND ANIMAL HAIR			335			107	LAINES, POILS D'ANIMAL
TEXTILE FIBRES NES			284			101	FIBRES TEXTILES NDA
ORES AND CONC. NES			2,945				MINERAIS ET CONC. NDA
SLAG, DROSS, BY-PRODUCTS						19	POUS. GUEUL. SCOR. PROD.
ASBESTOS			730				AMIANTE
STONE, CRUDE NES			97				PIERRE BRUTE NDA
CRUDE NON-MET. MIN. NES			2			22	MIN. NON-MET. BRUTS NDA
COTTON, TEXTILE WASTE			225			371	DECHETS DE COTON, TEXT.
WASTE AND SCRAP NES			34			72	DECHETS ET REBUTS NDA
RUBBER FAB. MATERIALS			98			25	DEMI-PROD. CAOUTCHOUC
LUMBER AND TIMBER			10,300			9,562	BOIS D'OEUVRE ET CHARP.
SAWMILL PRODUCTS NES						16	SCIAGES NDA
VENEER, PLYWOOD			10,907			36	PLACAGES, CONTRE-PLAQ.
WOOD FAB. MATERIALS			1,228			1,447	DEMI-PRODUITS EN BOIS
PULP			1,155			2,761	PATE
NEWSPRINT PAPER						3,600	PAPIER JOURNAL
PAPER NES			127			498	PAPIER NDA
PAPERBOARD			1,456			9	CARTON
BLDG. PAPER AND BOARD			1,362			301	PLAQ. CONSTR., PAP/CART.
WET MACHINE BOARD						6	CARTON EN PATE PRESSE
CORDAGE, TWINE, ROPE			2,345				CORDAGE, FICELLE, CORDE
JUTE WOVEN FABRICS			1,869				TISSUS DE JUTE
TEXTILE FAB. MTL NES			816			7	OUVR. EN MAT. TEXT. NDA
ANIMAL OILS, EXC. MARINE						11,065	HUIL. ANIM. SAUF AN. MAR.
SOYABEAN OIL						1,025	HUIL. DE SOYA
VEG. OILS, FATS NES			47,006			3,940	HUIL. MAT. GRAS. VEG. NDA
OILS, FATS, WAXES NES			469				HUIL. MAT. GRAS. CIRE NDA
METALLIC SALTS						1,524	SELS METALLIQUES
INORGANIC CHEMS. NES			414			132	PROD. CHIM. INORG. NDA
ORGANIC CHEMICALS NES			2,544			745	PROD. CHIM. ORGAN. NDA
FERTILIZERS NES						15	ENGRAIS CHIMIQUE NDA
AGRICULTURAL CHEMICALS			2			62	PROD. CHIM. AGRICOLES
SYNTHETIC RUBBER			1,000			610	CAOUTCHOUC SYNTHETIQUE
PLASTIC MATERIALS			59			538	MATIERES PLASTIQUES
DYESTUFF, PIGMENT, PAINT			24			58	MAT. COLOR. PIG. PEINTURE
CHEM. SPECIALTIES NES			1,642			858	PROD. CHIM. SPECIAUX NDA
GASOLINE						39,822	ESSENCE
FUEL OIL			14,718			29,749	MAZOUT
LUBRICATING OIL, GREASE			44,461			81	HUIL. GRAISSE LUBRIF.
PETROL, COAL PROD. NES						340	DERIVE PETR. CHARB. NDA
FERRO-ALLOYS			2,546				FERRO-ALLIAGES
PRIMARY IRON, STEEL NES			95			459	FER, ACIER PRIMAIR. NDA
CASTINGS, FORGINGS			145			1	MOUL. PIECES FORGEES
BAR AND RODS, STEEL			26,304			477	BARRES ET TIGES ACIER
PLATE & SHEET STEEL			21,441			3,418	TOLES, FEUILLES DACIER
STRUCTURAL SHAPES			16,759			1,321	PROFILES DE CONSTRUCT.
RAILS & TRACK MATERIAL			458				RAILS, MAT. VOLE FERREE
PIPES, TUBES: IRON, STEEL			5,175			912	TUYAUX, TUBES: FER, ACIER
WIRE			66			12	FIL METALLIQUE
ALUMINUM			728			67	ALUMINIUM
COPPER AND ALLOYS			272			1,265	CUIVRE ET ALLIAGES
NICKEL AND ALLOYS						454	NICKEL ET ALLIAGES
ZINC AND ALLOYS						45	ZINC ET ALLIAGES
NON-FERROUS METALS NES			196			12,145	METAUX NON-FERREUX NDA
METAL FAB. BASIC PROD.			2,632			959	OUVR. DE BASE EN METAL
BRICKS, TILES NES			631				BRIQUES, TUILES NDA
GLASS BASIC PRODUCTS			1,992			3,476	OUVR. DE BASE EN VERRE
ASBESTOS BASIC PROD.						3	OUVR. DE BASE AMIANTE
CEMENT BASIC PROD.			20			35	OUVR. DE BASE CIMENT
NON-MET. MIN. BASIC PROD			284			476	PROD. MIN. NON-MET. BASE
MISC. FABRICATED PROD.			226			74	OUVRAGES DIVERS
TRACTORS			4,899			345	TRACTEURS
MACHINERY NES			16,597			8,692	MACHINES NDA
RAILWAY ROLLING STOCK						19	MAT. ROUL. DE CH. DE FER
PASS. AUTOS AND CHASSIS			1,513			2,025	VOITURES PART., CHASSIS
TRUCKS AND CHASSIS			1			105	CAMIONS ET CHASSIS
MOTOR VEHICLE ENGINES			268			6,429	MOTEURS DE VEH. AUTOM.
ROAD MOTOR VEH. NES			5			2,193	VEH. AUTOM. ROUTIERS NDA
SHIPS, AIRCRAFT, MIS. VEH			235			91	NAVIRES, AVIONS, VEH. DIV
RUBBER TIRES AND TUBES			178			69	PNEUS, CHAMBRES A AIR
EQUIPMENT MISC.			1,898			2,530	MATERIEL DIVERS

TABLE 9. CARGOES HANDLED AT GREAT LAKES PORTS, TO AND FROM FOREIGN COUNTRIES VIA ST. LAWRENCE RIVER IN 1975

TABLÉAU 9. MARCHANDISES MANUTENTIONNÉES DANS LES PORTS DES GRANDS LACS, POUR ET DE PAYS ÉTRANGERS VIA LE SAINT-LAURENT EN 1975

PORT AND COMMODITY	ARRIVED / ARRIVE			DEPARTED / PARTI			PORT ET MARCHANDISE
	NUMBER NOMBRE	NET TONNAGE TONNAGE NET	TONS UNLOADED TONNES DECHAR.	NUMBER NOMBRE	NET TONNAGE TONNAGE NET	TONS LOADED TONNES CHAR.	
PERSONAL, HOUSEHOLD GOODS			4,343			223	ART. PERS. ET MENAGERS
FIREARMS, AMMUNITION			82				ARMES A FEU, MUNITIONS
CONTAINERS, CLOSURES			603			55	CONTENEURS, FERMETURES
MISC. END PRODUCTS NES			933			1,896	PRODUITS FINIS DIV. NDA
GENERAL CARGO			2,593			2,343	MARCHANDISES DIVERSES
CONTAINERIZED FREIGHT			55,296			39,143	FRET CONTENEURESE
PORT TOTAL	218 *	986,896 *	578,244 *	124 *	495,476 *	252,047 *	TOTAL DU PORT
WINDSOR							WINDSOR
TEA			16				THE
MISC. FOOD PREP. NES			73				DIV. PREP. ALIM. NDA
DIST. ALCOHOLIC BEV.			2				BOISS. ALCOOL. DIST.
FLUORSPAR			89,798				SPATH FLUOR
TEXTILE FAB. MTL NES			227				OUVR. EN MAT. TEXT. NDA
INORGANIC CHEMS. NES			36			104	PROD. CHIM. INORG. NDA
SYNTHETIC RUBBER			15				CAOUTCHOUC SYNTHETIQUE
FERRO-ALLOYS			42				FERRO-ALLIAGES
BAR AND RODS, STEEL			575				BARRES ET TIGES ACIER
PLATE & SHEET STEEL			6,859				TOLES, FEUILLES D'ACIER
STRUCTURAL SHAPES			10,476			3,450	PROFILES DE CONSTRUCT.
COPPER AND ALLOYS			5				CUIVRE ET ALLIAGES
METAL FAB. BASIC PRGD.			14				OUVR. DE BASE EN METAL
BRICKS, TILES NES			288				BRIQUES, TUILES NDA
GLASS BASIC PRODUCTS			21				OUVR. DE BASE EN VERRE
MACHINERY NES			230				MACHINES NDA
MOTOR VEHICLE ENGINES			17				MOTEURS DE VEH. AUTOM.
ROAD MOTOR VEH. NES			1				VEH. AUTOM. ROUTIERS NDA
EQUIPMENT MISC.			59				MATERIEL DIVERS
PERSONAL, HOUSEHOLD GOODS			202				ART. PERS. ET MENAGERS
CONTAINERS, CLOSURES			93				CONTENEURS, FERMETURES
MISC. END PRODUCTS NES			25				PRODUITS FINIS DIV. NDA
GENERAL CARGO			17,899			18,511	MARCHANDISES DIVERSES
PORT TOTAL	19 *	93,217 *	126,973 *	8 *	50,465 *	22,065 *	TOTAL DU PORT
ONTARIO-NES/NDA							ONTARIO-NES/NDA
MACHINERY NES						1,106	MACHINES NDA
PORT TOTAL	*	*	*	2 *	4,140 *	1,106 *	TOTAL DU PORT
TOTAL - CANADA	337 **	1,564,365 **	1,089,108 **	333 **	1,685,227 **	1,642,992 **	TOTAL - CANADA

TABLE 10. TUGS DEPARTED FROM CANADIAN PORTS, IN INTERNATIONAL SEABORNE SHIPPING, BY PORT IN 1975
 TABLEAU 10. MOUVEMENTS INTERNATIONAUX DE REMORQUEURS EN PROVENANCE DE PORTS CANADIENS, PAR PORT EN 1975

PROVINCE - PORT	NUMBER / NOMBRE	NET TONNAGE / TONNAGE NET
NEWFOUNDLAND / TERRE-NEUVE		
BCTWOOD	1	320
TOTAL - PROVINCE	1 *	320 *
NOVA SCOTIA / NOUVELLE-ECOSSE		
HALIFAX	32	3,307
LIVERPOOL	10	1,430
MULGRAVE	2	263
PORT HAWKESBURY	3	437
SHELBFURNE	1	36
SYDNEY	1	191
TOTAL - PROVINCE	49 *	5,664 *
NEW BRUNSWICK / NOUVEAU-BRUNSWICK		
DALHOUSIE	2	266
SAINT JOHN	8	788
TOTAL - PROVINCE	10 *	1,054 *
QUEBEC / QUEBEC		
MONTREAL	47	5,957
POINT AU PIC	7	941
QUEBEC	4	805
SOREL	1	69
TOTAL - PROVINCE	59 *	7,772 *
ONTARIO / ONTARIO		
AMHERSTBURG	1	50
COLLINGWOOD	1	15
HAMILTON	6	380
KINGSTON	2	64
OAKVILLE	2	234
PORT COLBORNE	19	1,755
PRESCOTT	2	266
ST. CATHARINES	5	395
SARNIA	375	19,452
SAULT STE. MARIE	24	664
TORONTO	6	512
WINDSOR	507	48,282
ONTARIO-NES/NDA	2	28
TOTAL - PROVINCE	952 *	72,097 *
BRITISH COLUMBIA / COLOMBIE-BRITANNIQUE		
BAMBERTON	1	14
BLUBBER BAY	15	1,427
BRITANNIA BEACH	3	187
CAMPBELL RIVER	24	1,066
CHEMAINUS	5	100
COWICHAN BAY	1	47
CROFTON	36	1,565
ESQUIMALT	1	16
GOLD RIVER	1	42
LADYSMITH	4	196
MARBLE BAY	4	209
NANAIMO	13	1,129
NEW WESTMINSTER	32	1,072
PORT ALBERNI	21	1,554
POWELL RIVER	99	4,861
PRINCE RUPERT	78	4,676
SOOKE	13	458
SQUAMISH	8	444
TAHSIS	2	146
VANANDA	25	464
VANCOUVER	1,058	43,915
VICTORIA	423	20,164
BC-NES/C-B.-NDA	46	1,021
TOTAL - PROVINCE	1,913 *	84,773 *
TOTAL - CANADA	2,954 **	171,480 **

APPENDIX - A - APPENDICE

List of Canadian Ports - Liste des ports canadiens

NEWFOUNDLAND - TERRE-NEUVE

Argentia
Baie Verte
Bay Roberts
Bell Island
Botwood
Burgeo
Burin
Carmanville
Catalina
Clareville
Corner Brook (incl. Hughes Brook, Curling, Humbermouth)
Come-by-Chance
Fortune
Goose Bay
Grand Bank
Harbour Breton
Harbour Grace
Holyrood
Lewisporte
Little Bay
Long Pond (Manuels)
Marystown
Port aux Basques
Port Hope Simpson
Long Harbour
Ramea
St. Albans
St. John's
St. Lawrence
Stephenville (incl. St. George's Flat Bay, Flat Point, Turf Point)
Tilt cove
Tommy's Arm
All other Newfoundland ports - Tous autres ports de Terre-Neuve

PRINCE EDWARD ISLAND - ÎLE-DU-PRINCE-ÉDOUARD

Charlottetown
Souris
Summerside (Borden)
All other Prince Edward Island ports - Tous autres ports de l'Île-du-Prince-Édouard

NOVA SCOTIA - NOUVELLE-ÉCOSSE

Amherst
Baddeck
Bridgewater
Digby
Halifax
Hantsport
Little Narrows
Liverpool (Brooklyn)
Lunenburg
Margaretsville
Mulgrave
North Sydney
Parrsboro
Pictou
Port Hawkesbury (incl. Point Tupper)

NOVA SCOTIA - Concluded - NOUVELLE-ÉCOSSE - fin

Pugwash
Sheet Harbour
Shelburne
Sydney (Pt. Edward)
Walton
Weymouth
Wolfville (incl. Pt. Williams)
Yarmouth
All other Nova Scotia ports - Tous autres ports de la Nouvelle-Écosse

NEW BRUNSWICK - NOUVEAU-BRUNSWICK

Bathurst
Belledune
Blacks Harbour
Campbellton
Caraquet
Chatham
Dalhousie
Grand Manan (North Head)
Moncton
Newcastle (Bridgetown)
Saint John
St. Andrews
St. Stephen
All other New Brunswick ports - Tous autres ports du Nouveau-Brunswick

QUÉBEC

Baie Comeau
Beloeil
Blanc Sablon
Black Cape
Cap Chat
Carleton
Chandler
Chicoutimi
Contrecoeur
Donnacona
Forestville
Gaspé
Godbout
Grande Vallée
Grindstone
Havre St. Pierre
Lanoraie
Les Escoumins
Matane
Mont Louis
Montréal
New Richmond
Paspebiac
Pentecôte
Pointe-au-Pic
Pointe-Noire (Clarke City)
Port Alfred
Port Cartier
Port Menier
Québec
Rimouski

List of Canadian Ports - Continued - Liste des ports canadiens - suite

QUEBEC - Concluded

Rivière-du-Loup
St. Jean Port Joli
St. Siméon
Ste. Anne des Monts
Sacré-Coeur
Sept-Îles
Sorel
Trois-Pistoles
Trois-Rivières
Valleyfield
Varenes
Northern Quebec ports - Ports du nord
de Quebec
All other Quebec ports - Tous autres ports de
Québec

ONTARIO

Amherstburg
Badgely Island
Belleville
Britt
Bathe
Byng Inlet
Cardinal
Clarkson
Cobourg
Colborne
Collingwood
Cornwall
Courtright
Cutler
Depot Harbour
Erieau
Goderich
Hamilton
Killarney
Kingston
Kingsville
Lakeview
Little Current
Marathon
Michipicoten Harbour
Midland
Morrisburg
Nanticoke
Oakville (Bronte)
Oshawa
Owen Sound
Parry Sound
Picton
Port Burwell
Port Colborne
Port Credit
Port Hope
Port Lambton
Port Maitland
Port McNicoll
Port Stanley
Prescott
Red Rock
St. Catharines (Port Weller, Pt. Dalhousie)

ONTARIO - Concluded

Sarnia
Sault Ste. Marie (Marks Bay, Mill Pond)
Serpent River
Sombra
Thorold
Thunder Bay
Toronto
Trenton
Wallaceburg
Welland
Whitby
Windsor (Walkerville, Sandwich, Ojibway,
Riverside)
Northern Ontario ports - Ports du nord
d'Ontario
All other Ontario ports - Tous autres ports
d'Ontario

MANITOBA

Churchill
All other Manitoba ports - Tous autres ports du
Manitoba

BRITISH COLUMBIA - COLOMBIE-BRITANNIQUE

Alert Bay
Andy's Bay
Bamberton
Beaver Cove
Bedwell Sound
Beecher Bay
Bella Coola (S. Bentinck Arm)
Blind Bay
Blubber Bay
Britannia Beach
Campbell River (Duncan Bay)
Centre Bay
Chemainus
Clam Bay
Clio Bay
Coal Harbour
Courtenay
Cowichan Bay
Crofton (Croft Hill)
Esquimalt
Fair Harbour
Furry Creek
Gold River
Gowland Harbour
Howe Sound
Jedway
Jervis Inlet
Kimsquit
Kitkatla
Kitimat
Knight Inlet
Ladysmith
Lake Bay
Little Espinosa Inlet
Long Bay
Loughborough Inlet
Lyll Harbour

List of Canadian ports - Concluded - Liste des ports canadiens - fin

BRITISH COLUMBIA - Continued -- COLOMBIE-BRITANNIQUE - suite

Mahatta River
Malksope Inlet
Marble Bay
Marpole
Masset
Menzies Bay
Moresby Camp
Namu
Nanaimo (Harmac)
New Westminster
North Arm Fraser River
Ocean Falls
Port Alberni
Port Hardy (Hardy Bay)
Port Harvey
Port Mellon
Port McNeill
Port Renfrew
Powell River
Prince Rupert
Quatsino
Ragged Island
Roberts Bank
Rupert Inlet
Saanichton
Sandpoint
Sarita River
Shannon Bay
Siwash (Okisollo)

BRITISH COLUMBIA - Concluded -- COLOMBIE-BRITANNIQUE - fin

Skidegate
Smith Inlet
Sooke
South Bay
Stewart
Squamish
Tasu
Tahsis
Teakerne Arm
Texada
Toquart
Ucluelet
Vananda
Vancouver (incl. Port Moody, North Arm, Ioco, Burnaby, English Bay, False Creek, Dollarton)
Vanguard
Victoria
Watson Island
West Bay
Zeballos
All other British Columbia ports - Tous autres ports de la Colombie-Britannique

NORTHWEST TERRITORIES - TERRITOIRES DU NORD-OUEST

Frobisher Bay
All other Northwest Territories ports - Tous autres ports des Territoires du Nord-Ouest

APPENDIX - B - APPENDICE

List of Commodities

Marchandise

LIVE ANIMALS

Cattle
Live animals, n.e.s.

ANIMAUX VIVANTS

Bovins
Animaux vivants, n.d.a.

FOOD, FEED, BEVERAGES AND TOBACCO

Meat and Meat Preparations

Meat, fresh, chilled or frozen
Meat, cured
Meat and meat preparations, n.e.s.

ALIMENTS, ALIMENTS POUR ANIMAUX, BOISSONS ET TABACS

Viandes et préparations de viande

Viandes fraîches, refroidies ou congelées
Viandes salées ou fumées
Viandes et préparations de viande, n.d.a.

Fish and Marine Animals

Fish, fresh, chilled or frozen
Fish, smoked, salted, dried or pickled
Fish, canned
Lobster
Shell fish, n.e.s.; meat of marine animals; and other fishery foods and feeds

Poisson et animaux marins

Poisson frais, refroidi ou congelé
Poisson fumé, salé, séché ou mariné
Poisson, en boîtes
Homard
Coquillages, n.d.a.; viande d'animaux marins; et autres aliments de poisson et aliments de poisson pour animaux

Dairy Produce, Eggs and Honey

Butter
Cheese
Milk powder
Dairy produce, n.e.s.; eggs and honey

Produits laitiers, oeufs et miel

Beurre
Fromage
Lait en poudre
Produits laitiers, n.d.a.; oeufs et miel

Grain, Flour, Meal and Cereal Preparations

Barley
Corn
Oats
Rye
Wheat
Cereals, unmilled, n.e.s.
Corn meal and flour
Corn starch
Malt and malt flour
Wheat flour
Cereals, milled, n.e.s.
Bakery products, incl. those frozen

Macaroni and cereal products, and farinaceous substances and flour for use as food

Céréales, farine, et préparations de céréales

Orge
Maïs
Avoine
Seigle
Blé
Céréales, non moulues, n.d.a.
Semoule et farine de maïs
Fécule de maïs
Malt et farine de malt
Farine de blé
Céréales moulues, n.d.a.
Produits de boulangerie, y compris produits congelés
Pâtes alimentaires et produits céréaliers, substances farineuses et farine utilisées comme aliments

Fruits and Fruit Preparations

Apples (incl. crab-apples)
Bananas and plantains
Fresh or chilled fruits and berries, n.e.s.
Frozen fruits and berries
Dried and dehydrated fruits
Fruit juices, unfermented, not concentrated, and fruit juice concentrates
Fruit pulp and purée (not canned)
Fruits, preserved, not canned, n.e.s.
Fruits and preparations, canned (exc. infant foods)

Fruits et préparations de fruits

Pommes (y compris pommettes)
Bananes et bananes des Antilles
Baies et fruits frais ou refroidis, n.d.a.
Baies et fruits congelés
Fruits séchés ou déshydratés
Jus de fruits, non fermentés, non concentrés et concentrés de jus de fruits
Pulpe et purée de fruits (non en boîtes)
Fruits, conservés, mais non en boîtes, n.d.a.
Fruits et préparations, en boîtes (sauf aliments pour bébés)

List of Commodities - Continued

FOOD, FEED, BEVERAGES AND TOBACCO -

Concluded:

Nuts, Except Oil Nuts

Peanuts, roasted or otherwise prepared
Nuts, except oil nuts, n.e.s.

Vegetables and Vegetable Preparations

Potatoes
Vegetables, fresh or chilled, n.e.s.
Vegetables, frozen
Vegetables, dried
Vegetables and vegetable preparations, n.e.s.

Sugar and Sugar Preparations

Raw sugar
Sugar, n.e.s.
Molasses, crude
Molasses, refined
Syrup
Sugar preparations (incl. confectionery)

Cocoa, Coffee, Tea and Spices

Cocoa and chocolate
Coffee
Tea
Spices
Vinegar

Margarine, Shortening and Lard

Margarine and similar products
Shortening
Lard

Miscellaneous Foods, Food Materials and Food Preparations

Sausage skins or casings
Miscellaneous foods, food materials and food preparations, n.e.s.

Fodder and Feed, Except Unmilled Cereals

Hay, forage and straw
Hulls, screenings, chaff and scourings
Wheat bran, shorts and middlings
Ground cereals and by-products, n.e.s.
Cottonseed oil meal and cake
Soyabean oil meal and cake
Oil seed meals and cake, n.e.s.
Brewers' and distillers' grains and solubles
Feeds of vegetable origin, n.e.s.
Feeds of animal origin
Concentrated and complete feeds

Beverages

Non-alcoholic beverages
Ale, beer, stout and porter
Wines
Fermented alcoholic beverages, n.e.s.
Distilled alcoholic beverages

Tobacco

Cigarettes
Tobacco, n.e.s.

Marchandise - suite

ALIMENTS, ALIMENTS POUR ANIMAUX, BOISSONS
ET TABACS - fin:

Noix, sauf noix oléagineuses

Cacahuètes, grillées ou autrement préparées
Noix, sauf noix oléagineuses, n.d.a.

Légumes et préparations de légumes

Pommes de terre
Légumes, frais ou refroidis, n.d.a.
Légumes, congelés
Légumes, séchés
Légumes et préparations de légumes, n.d.a.

Sucre et préparations à base de sucre

Sucre brut
Sucre, n.d.a.
Mélasse, brute
Mélasse, raffinée
Sirop
Préparations à base de sucre (y compris confiserie)

Cacao, café, thé et épices

Cacao et chocolat
Café
Thé
Épices
Vinaigre

Margarine, shortening et saindoux

Margarine et produits semblables
Shortening
Saindoux

Aliments divers, matières nutritives et préparations alimentaires

Enveloppes et boyaux à saucisses
Aliments divers, matières nutritives et préparations alimentaires, n.d.a.

Fourrage et aliments pour animaux, sauf céréales non moulues

Foin, fourrages et paille
Écalures, criblures, rebuts et impuretés
Son, remoulage et issues de blé
Céréales moulues et sous-produits, n.d.a.
Tourteau et farine de graine de coton
Tourteau et farine de graine de soya
Tourteau de farine de graine oléagineuses, n.d.a.
Grains et solubles de brasserie et de distillerie
Aliments pour animaux d'origine végétale, n.d.a.
Aliments pour animaux d'origine animale
Aliments pour animaux concentrés et complets

Boissons

Boissons non alcooliques
Ale, bière, porter et stout
Vins
Boissons alcooliques fermentées, n.d.a.
Boissons alcooliques distillées

Tabacs

Cigarettes
Tabacs, n.d.a.

CRUDE MATERIALS, INEDIBLE

Crude Animal Products, Inedible (Except Fibres)

Raw hides and skins and undressed fur skins
Crude animal products, inedible (except fibres),
n.e.s.

Crude Vegetable Products, Inedible (Except Tobacco, Fibres and Wood)

Seeds for sowing, n.e.s.
Flaxseed
Mustard seed
Rapeseed
Soya beans
Oil seeds, oil nuts and oil kernels, n.e.s.
Nursery and greenhouse stock and related
materials
Rubber and allied gums, natural, and natural
gums and resins
Crude vegetable products, inedible (except to-
bacco, fibres and wood), n.e.s.

Crude Wood Materials

Logs
Bolts and round timber
Pulpwood
Crude wood materials, n.e.s.

Textile and Related Fibres (Including Waste)

Wool and fine animal hair suitable for spinning
Textile and related fibres (including waste),
n.e.s.

Metallic Ores, Concentrates, Scrap Metals and By-Products (Alternative Classification)

Alumina and bauxite ore
Copper ore and concentrates and matte and
precipitates
Iron ore, crude, and concentrates, calcined,
roasted or treated
Lead ore and concentrates
Manganese ore
Nickel-copper ore, nickel-copper matte or
speiss, and nickel concentrates
Titanium ore
Zinc ore and concentrates
Ores, concentrates and precipitates, n.e.s.
Iron and steel scrap
Non-ferrous and precious metal scrap
Slags, drosses and other by-products

Coal, Crude Petroleum and Related Crude Products

Coal, bituminous, sub-bituminous, and lignite
Coal, n.e.s.
Crude petroleum, petroleum tops and natural
gasoline
Natural gas and other crude bituminous sub-
stances

MATIÈRES BRUTES NON COMESTIBLES

Produits bruts d'origine animale, non comestibles (sauf fibres)

Peaux et cuirs bruts et pelleteries non apprêtées
Produits bruts d'origine animale, non comestibles
(sauf fibres), n.d.a.

Produits bruts d'origine végétale, non comestibles (sauf tabacs, fibres et bois)

Graines de semence, n.d.a.
Graine de lin
Graine de moutarde
Graine de colza
Fèves de soya
Graines, noix et amandes oléagineuses, n.d.a.
Produits de pépinière et de culture de serre et
matières connexes
Caoutchouc et gommes semblables, naturels et
gommes et résines naturelles
Produits bruts d'origine végétale, non comestibles
(sauf tabacs, fibres et bois), n.d.a.

Matières en bois brut

Billes
Billots et bois ronds
Bois à pâte
Matières en bois brut, n.d.a.

Textiles et fibres connexes (y compris déchets)

Laine et poil fin d'animal pouvant être filés
Textiles et fibres connexes (y compris déchets),
n.d.a.

Minerais de métaux, concentrés, déchets de métaux et sous-produits (1re possibilité de classification)

Alumine et minerai de bauxite
Minerai, concentrés, matte et précipités de cuivre

Minerai de fer brut et concentrés calcinés, grillés
ou traités
Minerai et concentrés de plomb
Minerai de manganèse
Minerai de nickel et de cuivre, matte ou speiss de
nickel et de cuivre et concentrés de nickel
Minerai de titane
Minerai et concentrés de zinc
Minerais, concentrés et précipités, n.d.a.
Déchets de fer et d'acier
Déchets de métaux non ferreux et précieux
Scories, crasses et autres sous-produits

Charbon, pétrole brut et produits bruts connexes

Charbon bitumineux, sous-bitumineux et lignite
Charbon, n.d.a.
Pétrole brut, produits de tête et essence naturelle

Gaz naturel et autres substances bitumineuses
brutes

List of Commodities - Continued

Marchandise - suite

CRUDE MATERIALS, INEDIBLE - Concluded:

Crude Non-metallic Minerals (Except Coal and Petroleum)

Asbestos, unmanufactured, crude and fibre
Bentonite
China clay
Dolomite
Clay and other crude refractory materials, n.e.s.
Sand and gravel
Limestone
Crushed stone, incl. stone refuse (exc. limestone flux and crushed limestone)
Stone, crude, n.e.s.
Water and ice
Barytes, natural
Fluorspar
Gypsum
Phosphate rock
Salt
Sulphur in ores, crude and refined (exc. pharmaceutical grade)
Crude non-metallic minerals (except coal and petroleum), n.e.s.

Waste and Scrap Materials, n.e.s.

Cotton and textile rags and waste
Hogged fuel (wood)
Waste and scrap materials, n.e.s.

FABRICATED MATERIALS, INEDIBLE

Leather

Leather
Furs, dressed
Rubber fabricated materials

Wood Fabricated Materials

Lumber and timber
Flooring
Railway ties
Shingles and shakes
Lath of wood
Other sawmill products, n.e.s.
Veneer, plywood and wood building boards
Cooperage stock and box, crate and package
shook
Wood fabricated materials, n.e.s.

Pulp

Pulp

Paper and Paperboard

Newsprint paper
Paper, n.e.s.
Paperboard
Building paper and building board (exc. wood, plastic and gypsum board)
Wet machine board and converted paper

Textile Fabricated Materials

Cordage, twine and rope (exc. braided cords and threads)
Jute broad woven fabrics
Textile fabricated materials, n.e.s.

MATIÈRES BRUTES NON COMESTIBLES - fin:

Minéraux bruts non métalliques (sauf charbon et pétrole)

Amiante, non fabriqué, brut et en fibres
Bentonite
Kaolin
Dolomite
Argile et autres matières réfractaires brutes, n.d.a.
Sable et gravier
Pierre à chaux
Pierre concassée, y compris rebuts de pierre (non compris castine et pierre à chaux concassée)
Pierre brute, n.d.a.
Eau et glace
Barytine, naturelle
Fluorine
Gypse
Roche phosphatée
Sel
Soufre dans les minerais, brut ou raffiné (sauf qualité pharmaceutique)
Minéraux bruts non métalliques (sauf charbon et pétrole), n.d.a.

Matières de rebut et déchets, n.d.a.

Chiffons et déchets de textile et de coton
Bois débité en copeaux (combustible)
Matières de rebut et de déchet, n.d.a.

MATIÈRES TRAVAILLÉES, NON COMESTIBLES

Cuir

Cuir
Fourrures apprêtées
Demi-produits en caoutchouc

Demi-produits en bois

Bois d'oeuvre et bois de construction
Revêtements de parquetage
Traverses de voie ferrée
Bardeaux et bardeaux fendus
Latte de bois
Autres sciages, n.d.a.
Placage, contreplaqué et planches de construction
Demi-produits de tonnellerie et planchages à boîtes, cageots et emballages
Demi-produits en bois, n.d.a.

Pâte

Pâte

Papier et carton

Papier journal
Papier, n.d.a.
Carton
Plagues de construction, papier et carton (sauf planches en bois, en plastique ou en gypse)
Carton en pâte pressé et papier transformé

Ouvrages en matières textiles

Cordage, ficelle et corde (sauf cordes tressées et fils)
Tissus de jute larges
Ouvrages en matières textiles, n.d.a.

List of Commodities - Continued

FABRICATED MATERIALS, INEDIBLE -

Continued:

Oils, Fats, Waxes, Extracts and Derivatives, Animal and Vegetable

Animal oils and fats (exc. marine)

Fish and marine animal oils

Soyabean oil

Vegetable oils and fats, exc. essential oils, n.e.s.

Oils, fats, waxes, extracts and derivatives, animal and vegetable, n.e.s.

Chemicals and Related Products

Sulphuric acid (incl. oleum)

Metallic salts and peroxysalts, of inorganic acids

Inorganic chemicals, n.e.s.

Glycol

Organic chemicals, n.e.s.

Explosives, fuses and caps

Potash

Fertilizers and fertilizer materials, n.e.s.

Agricultural chemicals, formulated (crop and seed treatments and herbicides); other insecticides and rodenticides; and adhesives

Synthetic rubber (incl. rubber compounds and reclaimed rubber)

Plastic materials, not shaped, and plastics basic shapes and forms

Dyestuffs (exc. dyeing extracts); pigments, lakes and toners (exc. those in chemicals); and paints and related products

Chemical specialties, industrial, n.e.s.

Petroleum and Coal Products

Gasoline

Fuel oil

Lubricating oils and greases

Coke of petroleum and coal

Asphalts and road oils

Coal tar and coal pitch

Petroleum and coal products, n.e.s.

Iron and Steel and Alloys

Ferro-alloys

Pig iron

Primary iron and steel, n.e.s.

Castings and forgings (exc. pipes and fittings)

Bars and rods, steel

Plate, sheet and strip, steel

Structural shapes and sheet piling

Rails and railway track material

Pipes and tubes, iron and steel (exc. fittings and finished electrical conduit and tubing)

Wire (incl. wire rope)

Non-Ferrous Metals

Aluminum (including alloys)

Copper and alloys

Lead and alloys

Nickel and alloys

Zinc and alloys

Non-ferrous metals, n.e.s.

Marchandise - suite

MATIÈRES TRAVAILLÉES, NON COMESTIBLES -

suite:

Huiles, matières grasses, cires, extraits et dérivés d'origine animale et végétale

Huiles et matières grasses d'origine animale (sauf marine)

Huiles de poissons et d'animaux marins

Huile de soya

Huiles et matières grasses végétales, sauf huiles essentielles, n.d.a.

Huiles, matières grasses, cires, extraits et dérivés d'origine animale et végétale, n.d.a.

Produits chimiques et produits connexes

Acide sulfurique (y compris oleum)

Sels métalliques et persels d'acides inorganiques

Produits chimiques inorganiques, n.d.a.

Glycol

Produits chimiques organiques, n.d.a.

Explosifs, mèches et amorces

Muriate de potassium (potasse)

Engrais et matières fertilisantes, n.d.a.

Produits chimiques agricoles, formulés (produits pour cultures et semences et herbicides); autres insecticides et rodenticides; et adhésifs

Caoutchouc synthétique (y compris composés de caoutchouc et caoutchouc régénéré)

Matières plastiques non façonnées et formes élémentaires de matières plastiques

Matières colorantes (sauf extraits colorants); pigments, laques et tonifiants (sauf ceux des produits chimiques); et peintures et produits connexes

Produits chimiques industriels, spéciaux, n.d.a.

Dérives du pétrole et du charbon

Essence

Mazout

Graisses et huiles lubrifiantes

Coke de pétrole et de charbon

Asphalte et bitume liquide

Goudron et brai de houille

Dérivés du pétrole et du charbon, n.d.a.

Fer et acier et alliages

Ferro-alliages

Fonte brute

Acier et fer primaire, n.d.a.

Pièces moulées et forgées (sauf tuyaux et raccords)

Barres et tiges en acier

Tôle, feuilles et feuillards en acier

Profilés de construction et palplanches

Rails et matériaux de voie ferrée

Tuyaux et tubes en fer et en acier (sauf les raccords, les tubes et les conduits électriques finis)

Fil métallique (y compris cordage)

Métaux non ferreux

Aluminium (y compris alliages)

Cuivre et alliages

Plomb et alliages

Nickel et alliages

Zinc et alliages

Métaux non ferreux, n.d.a.

List of Commodities - Concluded

Marchandise - fin

FABRICATED MATERIALS, INEDIBLE -
Concluded:

MATIÈRES TRAVAILLÉES, NON COMESTIBLES -
fin:

Metal Fabricated Basic Products

Metal fabricated basic products

Ouvrages de base en métal

Ouvrages de base en métal

Non-metallic Mineral Basic Products

Building brick, clay
Drain tiles, sewer pipes and fittings
Bricks, tiles (clay) and refractories, n.e.s.

Produits minéraux non métalliques de base

Briques à bâtir en argile
Tuiles de drainage, tuyaux d'égout et raccords
Briques, tuiles (argile) et matières réfractaires,
n.d.a.
Ouvrages de base en verre
Produits de base en amiante et en amiante-ciment
Ciment
Produits de base en ciment et en béton, n.d.a.
Chaux
Produits minéraux non métalliques de base, n.d.a.

Glass basic products
Asbestos and asbestos-cement basic products
Cement
Cement and concrete basic products, n.e.s.
Lime
Non-metallic mineral basic products, n.e.s.

Miscellaneous Fabricated Materials

Miscellaneous fabricated materials

Divers ouvrages

Divers ouvrages

END PRODUCTS, INEDIBLE

PRODUITS TERMINAUX NON COMESTIBLES

Machinery

Tractors
Machinery, n.e.s.

Machinerie

Tracteurs
Machinerie, n.d.a.

Transportation and Communication Equipment

Railway rolling stock
Passenger automobiles and chassis
Buses and chassis
Trucks, truck chassis and truck tractors, commercial
Motor vehicle engines, accessories, parts and assemblies
Road motor vehicles, n.e.s.
Ships and boats; aircraft; and miscellaneous vehicles (incl. parts and accessories)
Rubber tires and tubes

Matériel de transport et de communications

Matériel roulant de chemin de fer
Voitures particulières et châssis
Autobus et châssis
Camions, châssis de camion et tracteurs, commerciaux
Moteurs, accessoires, pièces et pièces assemblées pour véhicules automobiles
Véhicules automobiles pour routes, n.d.a.
Navires et bateaux; avions; et divers véhicules (y compris pièces et accessoires)
Pneus et chambres à air en caoutchouc

Equipment

Equipment

Matériel

Matériel

Personal and Household Goods

Personal and household goods

Articles de soins personnels et articles ménagers


Articles de soins personnels et articles de ménage

Miscellaneous

Firearms, weapons and ammunition
Containers and closures
Miscellaneous end products, inedible, n.e.s.
General cargo
Containerized freight

Divers

Armes à feu, armes et munitions
Conteneurs et fermetures
Divers produits terminaux non comestibles, n.d.a.
Marchandises diverses
Fret conteneurisé



Bulletins publiés par la
Division des transports et des communications
traitant du

TRANSPORT PAR EAU

Catalogue

Périodiques

54-002 Statistiques Maritimes, M., Bil.

Annuels

54-202 Transport maritime: Partie I, Transport maritime international (par pays), Bil.

54-203 Transport maritime: Partie II, Transport maritime international (par port), Bil.

54-204 Transport maritime: Partie III, Navigation nationale, Bil.

54-205 Transport par eau, Bil.

54-206 Transport maritime: Partie IV, Origine et destination pour certains ports, Bil.

54-207 Transport maritime: Partie V, Origine et destination de certaines marchandises, Bil.

M. — Mensuel

Bil. — Bilingue

Outre les publications ci-dessus énumérées, Statistique Canada publie une grande variété de rapports statistiques sur le Canada tant dans le domaine économique que social. On peut se procurer gratuitement un catalogue complet des publications courantes à Statistique Canada, Ottawa (Canada), K1A 0T6.



1010703125

Reports Published by the
Transportation and Communications Division
dealing with

WATER TRANSPORT

Catalogue

Periodical

54-002 Shipping Statistics, M., Bil.

Annual

54-202 Shipping Report: Part I, International Seaborne Shipping (by Country), Bil.

54-203 Shipping Report: Part II, International Seaborne Shipping (by Port), Bil.

54-204 Shipping Report: Part III, Coastwise Shipping, Bil.

54-205 Water Transportation, Bil.

54-206 Shipping Report: Part IV, Origin and Destination for Selected Ports, Bil.

54-207 Shipping Report: Part V, Origin and Destination for Selected Commodities, Bil.

M. — Monthly

Bil. — Bilingual

In addition to the selected publications listed above, Statistics Canada publishes a wide range of statistical reports on Canadian economic and social affairs. A comprehensive catalogue of all current publications is available free on request from Statistics Canada, Ottawa (Canada), K1A 0T6.