

Shipping report

PART II

International seaborne shipping (by port)


1976


Transport maritime

PARTIE II

Transport maritime international (par port)

1976





STATISTICS CANADA — STATISTIQUE CANADA

Transportation and Communications Division — Division des transports et des communications

Water Transport Section — Section du transport par eau

SHIPPING REPORT

PART II

International Seaborne Shipping

(by Port)

TRANSPORT MARITIME

PARTIE II

Transport maritime international

(par port)

1976

Published by Authority of
The Minister of Industry, Trade and Commerce

Publication autorisée par
le ministre de l'Industrie et du Commerce

November - 1977 - Novembre
5-3510-535

Price—Prix: \$1.40

Statistics Canada should be credited when republishing all or any part of this document
Reproduction autorisée sous réserve d'indication de la source: Statistique Canada

Ottawa

NOTE

This and other government publications may be purchased from local authorized agents and other community bookstores or by mail order.

Mail orders should be sent to Publishing Centre, Supply and Services Canada, Ottawa, K1A 0S9 or, in the case of Statistics Canada publications only, to Publications Distribution, Statistics Canada, Ottawa, K1A 0T6.

Inquiries about this publication should be addressed to the Chief, Water Transport Section, Transportation and Communications Division, Statistics Canada, Ottawa, Ontario, K1A 0T6 (telephone: 996-9274) or to a local office of the bureau's User Advisory Services Division:

St. John's (Nfld.) – (T.-N.)	(726-0713)
Halifax	(426-5331)
Montréal	(283-5725)
Ottawa	(992-4734)

NOTA

On peut se procurer cette publication, ainsi que toutes les publications du gouvernement du Canada, auprès des agents autorisés locaux, dans les librairies ordinaires ou par la poste.

Les commandes par la poste devront parvenir à Imprimerie et édition, Approvisionnements et services Canada, Ottawa, K1A 0S9 ou, lorsqu'il s'agit uniquement de publications de Statistique Canada, à Distribution des publications, Statistique Canada, Ottawa, K1A 0T6.

Toutes demandes de renseignements sur la présente publication doivent être adressées au chef de la section des transports par eau, Division des transports et des communications, Statistique Canada, Ottawa (Ontario), K1A 0T6 (téléphone: 996-9274) ou à un bureau local de la Division de l'assistance-utilisateurs situé aux endroits suivants:

Toronto	(966-6586)
Winnipeg	(985-4020)
Regina	(569-5405)
Edmonton	(425-5052)
Vancouver	(666-3695)

TABLE OF CONTENTS

	Page
Tables 1 to 5 -- See Shipping Report: Part I	
Introduction	v
Table	
6. Cargoes Handled at Canadian Ports, to and from Foreign Countries	1
7. Vessels Departed from Canadian Ports in International Seaborne Shipping, by Rig and Size	29
8. Vessel Arrivals and Departures in International Seaborne Shipping, by Port	31
9. Cargoes Handled at Great Lakes Ports, to and from Foreign Countries via St. Lawrence River	41
10. Tugs Departed from Canadian Ports in International Seaborne Shipping, by Port	45
Appendix	
A. List of Canadian Ports	47
B. List of Commodities	51

TABLE DES MATIÈRES

	Page
Tableaux 1 à 5 -- Voir Transport Maritime: partie I	
Introduction	v
Tableau	
6. Marchandises manutentionnées dans les ports canadiens, à destination ou en provenance de pays étranger	1
7. Mouvements internationaux de navires en provenance de ports canadiens, suivant le gréement et la dimension	29
8. Mouvements internationaux (arrivées et départs) des navires, par port	31
9. Marchandises manutentionnées dans les ports des Grands Lacs, pour et de pays étrangers via le Saint-Laurent	41
10. Mouvements internationaux de remorqueurs en provenance de ports canadiens, par ports	45
Appendice	
A. Liste des ports canadiens	47
B. Liste des marchandises	51

INTRODUCTION

The S.1 System of data collection obtains origin and destination commodity statistics for vessel traffic at Canadian ports.

Data collected from the S.1 Shipping Report include vessel particulars such as: name of vessel, country of registry, net and gross registered tonnage and cargo particulars such as: commodity description, tonnage and port where cargoes were loaded or unloaded. These variables constitute the data base for the shipping statistics compiled by the Transportation and Communications Division of Statistics Canada. Preliminary figures are published on a monthly basis *Shipping Statistics* (Catalogue 54-002), while final figures are published in tabular form in the following five-part annual *Shipping Report*:

Part

- I. *International Seaborne Shipping (by Country)* (Catalogue 54-202)
- II. *International Seaborne Shipping (by Port)* (Catalogue 54-203)
- III. *Coastwise Shipping* (Catalogue 54-204)
- IV. *Origin and Destination for Selected Ports* (Catalogue 54-206)
- V. *Origin and Destination for Selected Commodities* (Catalogue 54-207).

Data are also made available on an occasional basis in the Service Bulletin *Water Transport* (Catalogue 54-003). Additional tabulations are available on request by contacting the Chief, Water Transport Section, Transportation and Communications Division, Statistics Canada, Ottawa, K1A 0T6.

Background to the Survey

The Shipping Report began in 1938 when the responsibility for publishing basic shipping information on vessel traffic and bulk commodity loadings and unloadings at Canadian ports was transferred from the Customs Division of the Department of National Revenue to the Dominion Bureau of Statistics (now Statistics Canada). There were five commodity group classifications: agricultural products, animal products, mine products, forest products and manufactures and miscellaneous products. At that time coverage of the vessel traffic was confined to the 10 ports under Harbour Commission control.

The S.1 Shipping Report was designed and implemented in 1940. Data were collected and compiled from this report for nine commodity classes: general, coal, grain, iron and steel, lumber and timber, oil (including gasoline), ores and stone, wood pulp and miscellaneous.

Le système S.1 de collecte, recueil des statistiques sur l'origine et la destination des marchandises transportées par les navires aux ports canadiens.

Les données recueillies à l'aide du Rapport sur la navigation (formule S.1) fournissent des renseignements sur les navires tels que le nom du navire, le pays d'immatriculation et la jauge nette et brute au registre, de même que des renseignements portant sur le genre de marchandises, le nombre de tonnes et le port de chargement ou de déchargement de la cargaison. Ces variables constituent la base des statistiques sur la navigation compilées par la Division des transports et des communications de Statistique Canada. Des chiffres préliminaires sortent chaque mois, *Statistiques maritimes* (n° 54-002 au catalogue) et les chiffres définitifs paraissent sous forme de tableaux dans les cinq bulletins *Transport maritime*:

Partie

- I. *Transport maritime international (par pays)* (n° 54-202 au catalogue)
- II. *Transport maritime international (par port)* (n° 54-203 au catalogue)
- III. *Navigation nationale* (n° 54-204 au catalogue)
- IV. *Origine et destination pour certains ports* (n° 54-206 au catalogue)
- V. *Origine et destination de certaines marchandises* (n° 54-207 au catalogue).

Les données sont également publiées dans un bulletin de service hors série intitulé *Transport par eau* (n° 54-003 au catalogue). D'autres totalisations peuvent être obtenues en s'adressant au Chef de la Section du transport par eau, Division des transports et des communications, Statistique Canada, Ottawa, K1A 0T6.

Historique de l'enquête

Le Rapport sur la navigation a été lancé en 1938 au moment où le Bureau fédéral de la statistique (maintenant Statistique Canada) déchargeait la Division des douanes (ministère du Revenu national) de la publication des renseignements de base sur la navigation et le chargement et déchargement des marchandises en vrac aux ports canadiens. Il y avait alors cinq groupes de marchandises: les produits agricoles, les produits d'origine animale, les produits miniers, les produits forestiers et les produits ouvrés et divers. Le champ de l'enquête se limitait au trafic des navires dans les 10 ports contrôlés par la Commission des ports.

Le Rapport sur la navigation (formule S.1) a été conçu et appliqué en 1940. Les données étaient recueillies et compilées à partir de ce rapport pour neuf groupes de marchandises: marchandises générales, charbon, céréales, fer et acier, bois de construction et bois en grumes, pétrole (y compris l'essence), minerais et pierre, pâte de bois et produits divers.

In the ensuing years, the scope of the survey was expanded to include origin and destination statistics and some breakdown of the cargo carried. The vessel traffic included has been expanded to all the major ports of Canada.

The collection of statistics on containerized freight was introduced in 1971. This provides data on the tonnage of cargo moved as containerized freight in international trade, as well as statistics on the movement of containers by size, type and trade route to and from the six major container ports, i.e., Halifax, Saint John, Québec, Montréal, Toronto and Vancouver.

Survey Objectives

The survey provides basic shipping data used by federal and provincial departments concerned with trade, industry and transport, shipping firms, consultants, interested associations and companies as well as educational and research institutions, in order to:

1. identify the pattern of commodity movements by registry of vessels;
2. measure the volume of domestic and international cargoes handled at Canadian ports by origin and destination;
3. assist in transportation studies; and
4. support the presentation of briefs, submissions and inquiries to regulatory authorities and/or commissions.

Survey Universe

An S.1 Shipping Report should be completed for each vessel entering or leaving a Canadian port in domestic or international shipping. Exemptions from this filing requirement are movements of the following vessels:

1. cargo vessels under 15 net registered tons;
2. tugs or other vessels under 15 gross registered tons;
3. Canadian naval or fishing vessels.

Survey Methodology

The following outlines the procedures involved in collecting shipping statistics and the production of the tabular statistics in the publications.

Par la suite, l'enquête a été étendue à l'origine et à la destination, de même que la ventilation de certains types de marchandises transportées. Le trafic des navires a été pris en compte à tous les grands ports du Canada.

La collecte des statistiques sur les marchandises conteneurisées a été introduite en 1971. On obtient ainsi des données sur le nombre de tonnes de marchandises transportées par conteneur en commerce international, de même que des chiffres sur le mouvement des conteneurs selon la taille, le genre et l'itinéraire commercial emprunté en provenance et à destination des six principaux ports pour conteneurs, c.-à-d., Halifax, Saint John, Québec, Montréal, Toronto et Vancouver.

Objectifs de l'enquête

L'enquête fournit des données essentielles sur la navigation qui sont utilisées par les ministères fédéraux et provinciaux intéressés au commerce, à l'industrie et au transport, des entreprises maritimes, des exports-conseil, des associations et des sociétés, de même que par des établissements d'enseignement et de recherche, afin de:

1. établir un schéma du mouvement des marchandises selon l'immatriculation des navires;
2. mesurer le volume des cargaisons nationales et internationales manutentionnées dans les ports canadiens, selon l'origine et la destination;
3. aider aux études sur le transport; et
4. appuyer la présentation de mémoires, comptes rendus et requêtes adressés aux autorités et (ou) aux commissions investies d'un pouvoir de réglementation.

Univers de l'enquête

Un Rapport sur la navigation (formule S.1) doit être rempli pour chaque navire qui entre dans un port canadien ou qui en sort, qu'il s'agisse de navigation nationale ou internationale. Les mouvements des navires suivants n'ont pas à être consignés:

1. les cargos d'une jauge nette au registre inférieure à 15 tonnes;
2. les remorqueurs ou autres navires d'une jauge brute au registre inférieure à 15 tonnes brutes;
3. les bateaux de pêche et navires de la marine canadienne.

Méthodes de l'enquête

Voici un aperçu des méthodes utilisées pour collecter les données sur le transport et produire les tableaux des publications.

The Report

The **S.1 Shipping Report** is the principal form used to collect statistics on vessel and cargo movements to and from Canadian ports, in both coastwise and international seaborne shipping. The **S.2 Shipping Report**, **S.3 Shipping Report** and **S.1a Shipping Report (Containers)** were introduced to accommodate special reporting situations.

1. The **S.2 Shipping Report** accommodates shipping companies which at the time of loading or discharge cannot conveniently provide a breakdown of cargo. In this case, an **S.1 Shipping Report** is submitted with the notation "S.2 Shipping Report to follow" and an **S.2 Shipping Report** is filed within 10 days of the departure of the vessel.
2. The **S.3 Shipping Report** is used for vessels making numerous trips per month to the same ports.
3. The **S.1a Shipping Report (Containers)** collects data particulars on international containerized freight movements at the following major container ports: Halifax, Saint John, Québec, Montréal, Toronto and Vancouver. Containerized traffic in domestic trade is compiled as "general cargo". For fully cellular vessels, the **S.1a** replaces the **S.1**. For vessels carrying both containerized and non-containerized cargo, the **S.1a** is filed for the containerized portion and an **S.1** for the non-containerized portion.

The Collection Phase

Agents or operators of vessels of 15 net registered tons or over and tugs or other vessels of 15 gross registered tons or over, arriving at or departing from a port in Canada must complete an **S.1 Shipping Report** in duplicate and file them with the Collector of Customs at the time of vessel departure. When vessels call at non-customs ports, the **S.1 Shipping Reports** covering these calls are taken or mailed to the nearest Collector of Customs. The original copies of shipping reports are then mailed daily to Statistics Canada, Ottawa by the customs officials of Revenue Canada.

The Processing Phase

Upon receipt in the Water Transport Section of the Transportation and Communications Division, the documents are manually sorted and edited for consistency and reliability of reported data. Selected fields are then coded to facilitate data processing.

The coding and editing procedures involve the assignment of numeric codes to all ports and commodities, a check for consistency of information in comparison to previous trends and port activities, the use of refer-

La déclaration

La **formule S.1** est la principale formule utilisée pour la collecte de renseignements sur les mouvements des navires et des marchandises à destination et en provenance des ports canadiens, tant pour le cabotage que la navigation internationale. Les formules **S.2**, **S.3** et **S.1a** pour les conteneurs, ont été introduites afin de répondre à des besoins spéciaux de déclaration.

1. La **formule S.2** est destinée aux sociétés de navigation qui, lors du chargement ou du déchargement, ne peuvent fournir facilement une ventilation de la cargaison. Dans ce cas, une formule **S.1** est envoyée avec la mention "formule **S.2** suivra"; celle-ci est remplie dans les 10 jours qui suivent le départ du navire.
2. La **formule S.3** est utilisée pour les navires effectuant de nombreux voyages chaque mois aux mêmes ports.
3. La **formule S.1a (transport maritime par conteneur)** recueille des détails sur les mouvements internationaux des marchandises conteneurisées aux grands ports pour conteneurs suivants: Halifax, Saint John, Québec, Montréal, Toronto et Vancouver. Les marchandises conteneurisées transportées à l'intérieur du Canada sont regroupées sous "cargaison générale". Dans le cas des navires entièrement cellulaires, la formule **S.1a** remplace la formule **S.1**. Pour les navires transportant une partie de leur cargaison en conteneurs, on remplit la formule **S.1a** pour les marchandises conteneurisées et la formule **S.1** pour les marchandises non conteneurisées.

La collecte des données

Les agents et exploitants de navires d'une jauge nette de 15 tonnes ou plus au registre et les remorqueurs ou autres bateaux jaugeant 15 tonnes brutes ou plus au registre qui arrivent à un port canadien ou qui le quittent doivent remplir un Rapport sur la navigation (formule **S.1**) en double exemplaire et le remettre au receveur de la douane lors du départ du navire. Lorsqu'un navire fait escale à un port non douanier, la formule doit être remise ou postée au plus proche receveur de la douane. Chaque jour, les douaniers de Revenu Canada envoient par la poste l'original des rapports à Statistique Canada à Ottawa.

Le dépouillement

Dès réception des documents à la Section du transport par eau de la Division des transports et des communications, des commis les trient et les vérifient afin d'assurer l'uniformité et la fiabilité des données déclarées. Certaines parties du questionnaire sont alors codées afin de faciliter le dépouillement des données.

Le codage et le contrôle comprennent l'attribution de codes numériques à tous les ports et à toutes les marchandises, une vérification de l'uniformité des renseignements sur les tendances et activités du port déclarées anté-

two materials for missing or questionable data and the follow-up of questionable reports by telephone. In this case, either the shipping companies or customs offices involved are contacted.

Preliminary data are presented in the monthly publication *Shipping Statistics* (Catalogue 54-002).

Reliability and Limitations of the Data

While every effort has been made to remove methodology and clerical errors the statistics contained in this report should be used with due allowance for their limitations. Although the data are thought to be representative of the true shipping activity, the figures are known to understate the total shipping activity as well as distort specific commodity figures. Generally, the factors contributing to these problems can be grouped into the following broad categories. For other related limitations refer to the section on survey concepts.

Incomplete Coverage

1. Shipping reports are not collected for all vessel arrivals and departures at Canadian ports. It is estimated that 10% to 20% of all shipping reports are missing principally due to the poor response of particular carriers.
2. At present, data are not collected for carriers operating on the Mackenzie River system and smaller inland lakes. Shipping activities in these areas represent only a very small portion of the total shipping activity.

Distortion in the Data

1. Technological and other changes can distort year-to-year comparisons. The introduction of containerization causes an apparent drop in shipments of some commodities as the contents of containers are not reported.
2. Some respondents consider the term "general cargo" to be synonymous with "miscellaneous"; consequently, general cargo figures tend to be inflated and data for individual commodities may be somewhat lower than actual.
3. Commodity designations tend to reflect rate and tariff classifications; where these differ in structure from the Standard Commodity Classification based commodity groupings, a judgement decision is made, either by the respondent or the editor and some distortions of the data may result. In addition, some reported commodity information and related tonnage represent aggregated summaries of the cargo detail and is therefore difficult to code to the proper commodity group.

éventuellement, l'utilisation de documents de référence lorsqu'il manque des chiffres ou que les données sont douteuses et le suivi téléphonique dans le cas de rapports peu fiables. On communique alors avec la société de navigation ou le bureau de douane en cause.

Les données préliminaires sont totalisées et présentées dans la publication mensuelle *Statistiques maritimes* (n° 54-002 au catalogue).

Fiabilité et limites des données

Même si l'on a tenté par tous les moyens possibles d'enlever les erreurs de méthodologie et de codage, les statistiques présentent certaines limites lors de leur utilisation. En effet, les chiffres sont censés représenter l'activité réelle aux ports, mais on sait qu'ils la sous-estiment en plus de fausser certaines données concernant les marchandises. D'une manière générale, les causes de ces problèmes peuvent être regroupées selon les catégories ci-dessous. La rubrique portant sur les concepts de l'enquête explique les autres limites.

Champ d'observation incomplet

1. Les rapports sur la navigation ne sont pas recueillis pour toutes les arrivées et départs de navires dans les ports canadiens. On estime qu'il manque de 10 % à 20 % des rapports, principalement à cause de la piètre collaboration de certains transporteurs.
2. À l'heure actuelle, on ne recueille pas de données sur les transporteurs utilisant le réseau du fleuve Mackenzie et les petits lacs intérieurs. La navigation dans ces secteurs ne représente qu'une très faible partie de la navigation totale.

Distorsion des données

1. Les modifications techniques et autres peuvent fausser les comparaisons annuelles. La conteneurisation a entraîné une chute apparente des livraisons de certaines marchandises du fait que le contenu n'est pas indiqué.
2. Certains enquêtés pensent que "cargaison générale" est synonyme de "divers"; par conséquent, les chiffres relatifs aux cargaisons générales tendent à être gonflés et les données concernant chaque marchandise, quelque peu sous-estimées.
3. Les appellations de marchandises tendent à s'inspirer des nomenclatures douanières; lorsqu'elles diffèrent des groupes de la Classification type des produits, l'enquêté ou le vérificateur doit prendre une décision, et ainsi pourrait possiblement fausser les données. En outre, certains chiffres de marchandises et de tonnage représentent un groupement agrégat de quelques marchandises, rendant ainsi difficile leur codage à la classe de produits appropriée.

4. The use of conversion factors may cause distortions as some units are not readily convertible to other units without knowledge of the more technical aspects of the commodity in question (for example: specific gravity for liquid commodities).

Improving the Reliability of Data

An Interdepartmental Committee on Shipping Statistics was formed in August 1973, under the chairmanship of the Director of the Transportation and Communications Division of Statistics Canada to establish policy guidelines for a new Water Transport Statistical System. This committee recommended that international water transport statistics be collected by means of existing customs documentation. An analysis of the customs documentation as a replacement for the international portion of the S.1 Shipping Report demonstrated that the coverage problem would be substantially alleviated. Steps have been taken to build the base for this improvement. However, it will be necessary to continue collecting and releasing information based on the S.1 form for several years, until alternatives based on statistical outputs of existing customs documentation have been tested, funded, implemented and validated.

Survey Concepts

The following characteristics define the survey concepts.

Vessel Concepts

The term "international shipping" is used for vessels classed as being in foreign service, that is:

1. the vessel arrives from or departs for a foreign port;
2. cargo is loaded for or unloaded from a foreign port;
3. the registry of the vessel is other than Canadian (even though the vessel may have sailed between two Canadian ports).

A vessel is classed as being in "domestic shipping" if:

1. it is of Canadian registry, sails between two Canadian ports and loads or unloads no foreign freight; or
2. it is of foreign registry, but is granted a waiver by the Canadian Transport Commission to engage in coasting service.

4. L'utilisation des facteurs de conversion peut entraîner des distorsions parce qu'il n'est pas facile de convertir certaines unités sans connaître les caractéristiques techniques des marchandises en cause (par ex., la densité des liquides).

Rehaussement de la fiabilité des données

Un comité interministériel des statistiques de la navigation a été formé en août 1973, sous la présidence du directeur de la Division des transports et des communications de Statistique Canada, afin d'établir les lignes directrices d'un nouveau système statistique du transport par eau. Ce comité a recommandé que les statistiques sur le transport maritime international soient recueillies à l'aide des formules de douane actuelles. Une analyse de ces formules comme moyen de remplacement de la partie internationale de la formule S.1 du rapport sur la navigation a montré que le problème du champ d'observation serait en grande partie solutionné. On a d'ailleurs entrepris des démarches à cette fin. Toutefois, il faudra continuer à recueillir et à publier pendant plusieurs années encore les renseignements à l'aide de la formule S.1 tant que nous n'aurons pas adopté une solution définitive basée sur les rapports de douane actuels.

Concepts de l'enquête

Les caractéristiques qui suivent définissent les concepts de l'enquête.

Concepts relatifs aux navires

On utilise l'expression "transport international" pour désigner les navires classés dans le service international, c.-à-d. que:

1. le navire arrive d'un port étranger ou part à destination d'un port étranger;
2. les marchandises sont chargées à bord d'un navire à destination d'un port étranger ou déchargées d'un navire en provenance d'un port étranger;
3. le navire n'est pas immatriculé au Canada (même s'il a navigué entre deux ports canadiens).

Appartiennent à la catégorie "transport intérieur":

1. les navires immatriculés au Canada qui naviguent entre deux ports canadiens sans embarquer ni débarquer de fret étranger; ou
2. les navires battant pavillon étranger qui détiennent un permis de cabotage délivré par la Commission canadienne des transports.

Vessels entering a port at the end of a year and clearing it the following January are counted as an arrival and a departure for the year in which each of the movements occurred. In addition, the entry of a vessel into a port can be classified as an international service, whereas the departure can be classified as domestic; the reverse situation also applies.

Only data relating to those vessels which are engaged in port-to-port transportation of goods for compensation have been included; all intraport movements have been excluded.

A vessel is considered arriving or departing "in ballast" if cargo is neither loaded or unloaded at a port.

Operating data are collected for vessels calling at coastal and Great Lakes ports. Waters such as Lake Winnipeg and the Mackenzie River are not included in the survey.

The term "gross registered tonnage" of a vessel refers to the capacity in cubic feet of the spaces within the hull and of the enclosed spaces above the deck divided by 100.

The term "net registered tonnage" of a vessel refers to the gross registered tonnage less the space used for the accommodation of the personnel, propelling machinery and fuel.

Cargo Concepts

Domestic cargoes which are loaded in one navigational season but not discharged until the following season are recorded in the following years annual report. This is particularly important in the movements of grains.

The term "general cargo" refers only to commodities which were not specifically identified on the shipping reports; it is not intended to indicate any distinction between bulk and other commodities.

The term "bulk cargo" refers to commodities that are loose or in mass, generally being shovelled, pumped, blown, scooped or forked in their handling. Included in this definition are all grains, cement, coke, petroleum, liquids carried in tanks, ores and minerals, pig iron, scrap iron and steel, pulpwood poles and logs, raw sugar and pulpwood.

All volume data are presented in tons of 2,000 pounds.

Some ports frequently engage in "lightering"; in cases where the cargo is loaded or unloaded in the harbour rather than at a dock or wharf, the tonnage is included with the port totals.

Les navires qui entrent dans un port à la fin de l'année et qui n'en sortent qu'en janvier de l'année suivante sont comptés comme une entrée ou une sortie pour l'année au cours de laquelle le mouvement s'est produit. De plus, l'arrivée ou le départ d'un navire peut aussi bien ressortir à la navigation internationale qu'au cabotage, ou vice versa.

Seules les données qui se rapportent aux navires affectuant le transport d'un port à l'autre, de marchandises payants, sont indiquées ici; on n'a pas tenu compte des mouvements dont le lieu de départ et d'arrivée est le même port.

Un navire est considéré comme entrant ou sortant "sur lest" si des marchandises ne sont ni embarquées ni débarquées à un port.

Les données d'exploitation sont recueillies pour les navires faisant escale aux ports côtiers et à ceux des Grands Lacs. Certaines eaux comme le lac Winnipeg et le fleuve Mackenzie n'entrent pas dans le champ de l'enquête.

La "jauge brute au registre" d'un navire est égale à la capacité en pieds cubes de l'espace à l'intérieur de la coque et de l'espace fermé au-dessus du pont, divisée par 100.

La "jauge nette au registre" d'un navire correspond au nombre de tonnes brutes au registre, moins les quartiers de l'équipage, la salle des machines et les réservoirs de mazout.

Concepts relatifs aux marchandises

Les marchandises de cabotage chargées pendant une saison de navigation, mais non déchargées avant la saison suivante, sont prises en compte dans le rapport annuel de l'année suivante. Ce point est très important lorsque l'on étudie le commerce des céréales.

L'expression cargaison générale se rapporte uniquement aux marchandises non précisées dans le rapport sur le transport maritime; elle ne sert pas à faire une distinction entre les marchandises en vrac et les autres marchandises.

L'expression "marchandises en vrac" désigne des marchandises non arrivées ou pêle-mêle, habituellement pelletées, pompées, soufflées, puisées ou fourchées. Se retrouvent dans cette catégorie toutes les céréales, le ciment, le coke, le pétrole, les liquides en citerne, les minerais et minéraux, la fonte en gueuses, la ferraille et les déchets d'acier, le bois à pâte, les billes, le sucre brut et la pâte de bois.

Toutes les données sur le volume sont présentées en tonnes de 2,000 livres.

Dans certains ports, les marchandises sont fréquemment embarquées ou débarquées "par allège" plutôt qu'à un dock ou un quai. Le tonnage est alors compris dans le tonnage total du port.

Transshipments of cargoes, which are cargoes coming into a Canadian port en route to a port in a foreign country by water, are reflected in port totals. Therefore, for international trade, the published loadings and unloadings do not represent the exports and imports at a particular port.

The terms "origin" and "destination" refer only to the ports of loading and unloading and not necessarily to the ultimate (perhaps inland) terminal points.

Part II — International Seaborne Shipping (by Port)

Tables presented in this publication cover cargo loaded and unloaded for or from foreign countries by individual Canadian port; by commodity type and tonnage. Also covered is the number of vessel departures by net registered tonnage, rig and province; number of vessels arrived and departed (in ballast and with cargo) by individual Canadian port; cargo handled at individual Great Lakes ports and shipped via the St. Lawrence River and, tugs departed from Canadian ports by number and gross registered tonnage.

Appendix A lists the Canadian ports for which shipping data are tabulated separately. These data are derived from the names assigned to the areas of loading or unloading by the survey respondents.

Appendix B consists of a commodity list, based on the *Standard Commodity Classification Manual* published by Statistics Canada. This commodity list identifies the 217 potential categories of goods into which cargo types are grouped. Non-specific categories of goods such as general cargo and containerized freight are included in this list. Reference to this appendix will enable users to obtain a more complete description of those commodities which have been necessarily abbreviated in the tables.

STATISTICAL ANALYSIS

International traffic handled at Canadian ports in 1976 increased by 3.0% to 188,815,099 tons from 183,226,733 tons in 1975. The number of vessels engaged in the transportation of cargoes numbered 43,926, up 8.4% from the 40,522 in 1975, with vessels of Canadian, Japanese, Liberian, British and Norwegian registries carrying 70.1% of all shipments. The total volume of cargoes handled rose in all provinces except Newfoundland, Nova Scotia, New Brunswick and Ontario, which decreased by 65.3%, 0.04%, 0.9% and 3.7%, respectively.

Les totaux portuaires comprennent les marchandises transbordées par eau, c.-à-d. les marchandises qui arrivent à un port canadien et qui sont destinées à un port étranger. Par conséquent, pour le commerce international, les données publiées ne représentent pas les exportations ni les importations parce qu'elles comprennent les marchandises transbordées.

Les termes "origine" et "destination" ne concernent que les ports de chargement et de déchargement et pas nécessairement le point de déchargement final (qui peut être à l'intérieur des terres).

Partie II — Navigation maritime internationale (par port)

Les tableaux de la présente publication concernent les marchandises chargées et déchargées à destination ou en provenance de ports étrangers, selon chaque port canadien; selon le genre de marchandise et le tonnage. On y trouve également le nombre de navires sortis selon leur jauge nette au registre, leur gréement et la province; le nombre de navires entrés et sortis (sur lest et avec cargaison), selon chaque port canadien; les marchandises manutentionnées à chaque port des Grands Lacs et expédiées par le Saint-Laurent et, le nombre de remorqueurs en provenance de ports canadiens, selon le nombre et leur jauge brute au registre.

L'appendice A comprend la liste des ports canadiens pour lesquels on calcule séparément les statistiques sur la navigation. Cette liste est établie en fonction des zones d'embarquement et de débarquement indiquées par les déclarants.

L'appendice B constitue une liste de marchandises fondée sur la *Classification type des produits* publiée par Statistique Canada. Cette liste groupe les 217 catégories possibles qui s'appliquent aux marchandises de cargaison. Les catégories de produits non décrites ailleurs, comme les marchandises diverses et les marchandises transportées par conteneur figurent dans cette liste. Le lecteur trouvera dans cet appendice une description plus complète des marchandises, qu'il a nécessairement fallu abréger dans les tableaux.

ANALYSE STATISTIQUE

Le volume de marchandises international manutentionnées dans les ports canadiens en 1976 a progressé de 3.0% pour se fixer à 188,815,099 tonnes, contre 183,226,733 tonnes en 1975. Le nombre de navires s'occupant du transport de marchandises s'est établi à 43,926, une augmentation de 8.4% par rapport aux 40,522 enregistrés en 1975, tandis que les navires battant pavillon canadien, japonais, libérien, britannique et norvégien sont intervenus pour 70.1% de toutes les livraisons. Le volume total de marchandises manutentionnées s'est accru dans toutes les provinces, sauf à Terre-Neuve, en Nouvelle-Écosse, au Nouveau-Brunswick et en Ontario où il a fléchi de 65.3%, 0.04%, 0.9% et 3.7% respectivement.

Harbour traffic in Newfoundland decreased for both inbound and outbound freight to 1,400,604 tons (2,714,374 tons in 1975) and 954,285 tons (4,067,476 tons in 1975) respectively in 1976. A reduction of 94.1% in shipments at Come-by-Chance was the largest contributing factor; loadings of fuel oil fell this season by 1.2 million tons to 134,829 tons and unloadings of crude petroleum fell by 3.3 million tons to 73,536 tons. Ports registering significant increases were Baie Verte (48,942 tons in 1976 compared to 13,365 tons in 1975) and Long Harbour (378,202 tons in 1976 to 207,338 tons in 1975). Foreign loadings of asbestos at Baie Verte and unloadings of phosphate rock at Long Harbour increased by 266.2% and 75.4%, respectively. However, these increases were not enough to offset the losses at Come-by-Chance.

In 1976, an additional 115,084 tons of cargo was handled at Prince Edward Island ports, bringing the provincial total to 181,189 tons. International loadings of potatoes and pulpwood accounted for 164,391 tons or 94.1% of all outbound cargoes. Shipping activities at Charlottetown rose to 32,274 tons (11,757 tons in 1975), Summerside to 120,272 tons (33,646 tons in 1975) and Prince Edward Island, n.e.s. ports to 17,973 tons (9,812 tons in 1975).

Nova Scotia recorded a slight decline in cargo handled in 1976, tonnage dropped to 16,801,451 tons from the 16,807,546 tons in the previous year. International loadings amounted to 7,506,065 tons, representing an 8.2% increase over the 6,938,393 tons in 1975; unloadings however, dropped 5.8% to 9,295,386 tons from the 9,869,153 tons in 1975. The major Nova Scotia ports reporting increases in loadings were: Hantsport 16.1%, Little Narrows 70.5%, Port Hawkesbury 23.8% and Sydney 29.1%. Shipments of gypsum destined for foreign ports amounted to 4,027,189 tons or 53.6% of total cargoes loaded. In the 1976 season, discharges of crude petroleum at Port Hawkesbury and containerized freight at Halifax dropped 499,347 tons (from the 4,040,310 tons in 1975) and 138,742 tons (from the 721,156 tons in 1975) respectively. Crude petroleum unloaded at Halifax and Port Hawkesbury totalled 8,496,343 tons or 91.4% of all the province's inbound cargoes.

International shipping at New Brunswick ports decreased by 92,236 tons from 1975 to 10,133,284 tons. Total cargoes handled at Saint John registered 8,919,496 tons or 88.0% of the province's shipments. The major commodities loaded at this port consisted of wheat (483,952 tons), potatoes (110,441 tons), asbestos (53,294 tons), pulp (348,234 tons), newsprint paper

Le commerce dans les ports de Terre-Neuve a diminué, tant pour les entrées que pour les sorties, pour se chiffrer à 1,400,604 tonnes (2,714,374 tonnes en 1975) et 954,285 tonnes (4,067,476 tonnes en 1975) respectivement en 1976. Cette diminution est principalement imputable à une réduction des livraisons de 94.1 % à Come-by-Chance; les chargements de mazout ont marqué une baisse de 1.2 million de tonnes pour se chiffrer à 134,829 tonnes, tandis que les déchargements de pétrole brut fléchissaient de 3.3 millions de tonnes pour s'établir à 73,536 tonnes. Les ports qui ont affiché de fortes hausses sont Baie Verte (48,942 tonnes en 1976 contre 13,365 tonnes en 1975) et Long Harbour (378,202 tonnes en 1976 contre 207,338 tonnes en 1975). Les chargements d'amiante faits à Baie Verte à destination de l'étranger et les déchargements de roche phosphatée à Long Harbour ont progressé de 266.2 % et 75.4 %, respectivement, mais cela n'a pas suffi à compenser les pertes subies à Come-by-Chance.

En 1976, le volume de marchandises manutentionnées dans les ports de l'Île-du-Prince-Édouard a augmenté de 115,084 tonnes, portant ainsi le total pour la province à 181,189 tonnes. Les chargements de pommes de terre et de bois à pâte destinés au commerce international sont intervenus pour 164,391 tonnes ou 94.1 % de tout le trafic sortant. Le trafic a augmenté à Charlottetown, à Summerside et dans les ports, n.d.a. de l'Île-du-Prince-Édouard pour se fixer à 32,274 tonnes (11,757 tonnes en 1975), 120,272 tonnes (33,646 tonnes en 1975) et 17,973 tonnes (9,812 tonnes en 1975), respectivement.

La Nouvelle-Écosse a affiché une légère baisse de son volume de marchandises manutentionnées, celui-ci passant de 16,807,546 tonnes en 1975 à 16,801,451 en 1976. Les chargements destinés au commerce international se sont établis à 7,506,065 tonnes, ce qui représente une progression de 8.2 % sur les 6,938,393 tonnes en 1975; toutefois, les déchargements ont fléchi de 5.8 % pour se fixer à 9,295,386 tonnes, contre 9,869,153 tonnes en 1975. Les principaux ports de la Nouvelle-Écosse qui ont signalé des augmentations de leurs chargements sont: Hantsport, 16.1 %; Little Narrows, 70.5 %; Port Hawkesbury, 23.8 %; et Sydney, 29.1 %. Les livraisons de gypse à destination des ports étrangers se sont élevés à 4,027,189 tonnes ou 53.6 % de toutes les marchandises chargées. Au cours de la saison de 1976, les déchargements de pétrole brut à Port Hawkesbury et de marchandises conteneurisées à Halifax ont diminué de 499,347 tonnes (contre 4,040,310 tonnes en 1975) et de 138,742 tonnes (contre 721,156 tonnes en 1975) respectivement. Le pétrole brut déchargé à Halifax et à Port Hawkesbury a totalisé 8,496,343 tonnes, ou 91.4 % de tout le trafic entrant dans la province.

Sur le chapitre du trafic international, les ports du Nouveau-Brunswick ont subi une baisse de 92,236 tonnes par rapport à 1975 pour s'établir à 10,133,284 tonnes. Les marchandises manutentionnées à Saint John ont atteint 8,919,496 tonnes, ou 88.0 % des livraisons de la province. Les principales marchandises chargées à ce port: le blé (483,952 tonnes), les pommes de terre (110,441

(157,746 tons) and containerized freight (607,276 tons). Crude petroleum (5,805,004 tons) and containerized freight (420,286 tons) accounted for 93.4% of the cargoes unloaded. Shipping activity at Belledune amounted to 290,212 tons, a 45.1% decrease from the 528,947 tons handled in 1975. This was largely due to the drop in shipments of phosphate rock originating from Tampa, Florida (108,869 tons in 1976 as compared to 328,787 tons in 1975).

Quebec ports accounted for 43.1% of all international shipments or 81,379,310 tons in 1976, an 11.9% increase over the 1975 total of 72,743,024 tons. Although shipping traffic decreased to 8,364,662 tons at Montréal (from the 8,558,428 tons in 1975), 2,388,490 tons at Contrecoeur (from the 2,726,012 tons in 1975) and 2,749,599 tons at Sorel (from the 3,195,130 tons in 1975), percentage increases were registered at most other major centers. Port Cartier, Québec, Sept-Îles and Pointe-Noire were most prominent by showing increases of 43.1%, 15.4%, 9.2% and 90.2% respectively. International loadings of grains (at Baie Comeau, Montréal, Port Cartier, Québec, Sorel and Trois-Rivières) and iron ore and concentrates (at Montréal, Contrecoeur, Port Cartier, Sept-Îles and Pointe-Noire) totalled 11,503,767 tons and 45,564,748 tons respectively, representing 86.8% of all foreign destined cargoes from this province. In 1976, cargoes unloaded decreased by 1.7 million tons from the previous year's total of 17,389,027 tons. A significant decrease occurred in the shipment of alumina and bauxite ores at Port Alfred (1,071,736 tons in 1976 as compared to 2,625,868 tons in 1975).

The overall total for Ontario decreased to 55,668,721 tons from the 37,051,388 tons handled in 1975; loadings reported an increase of 10.7% and unloadings a decrease of 9.0%. Tonnage decreases were recorded at large volume handling ports: Hamilton 15.2% (7,666,156 tons in 1976 compared to 9,037,454 tons in 1975); Nanticoke 4.4% (3,603,910 tons in 1976 compared to 3,769,533 tons in 1975); Port Colborne 18.9% (1,082,115 tons in 1976 compared to 1,334,170 tons in 1975); Sarnia 18.7% (4,680,174 tons in 1976 compared to 5,757,515 tons in 1975) and Toronto 9.6% (1,309,175 tons in 1976 compared to 1,448,946 tons in 1975). In 1976, shipments of limestone, bituminous coal and iron ore and concentrates respectively accounted for 3,221,862 tons (3,427,380 tons in 1975), 15,421,523 tons (16,720,511 tons in 1975) and 6,616,680 tons (7,367,856 tons in 1975), accounting for 70.8% of all activity. Ports recording significant overall increases and the major commodities responsible were: Thunder Bay 10.7% (loadings of grains increased to 838,053 tons from the 669,699 tons in 1975), Sault Ste. Marie 6.9% (unloadings of bituminous coal in

tonnes), l'amiante (55,294 tonnes), la pâte (348,234 tonnes), le papier journal (157,746 tonnes) et les marchandises conteneurisées (607,276 tonnes). Le pétrole brut (5,805,004 tonnes) et le fret conteneurisé (420,286 tonnes) sont intervenus pour 93.4 % des marchandises déchargées. Le trafic à Belledune est tombé de 45.1 % pour passer de 528,947 tonnes manutentionnées en 1975 à 290,212 tonnes en 1976. La baisse des livraisons de roche phosphatée en provenance de Tampa Floride (108,869 tonnes en 1976 contre 328,787 tonnes en 1975), explique en grande partie cette diminution.

En 1976, les ports du Québec ont figuré pour 43.1 % (81,379,310 tonnes) de toutes les livraisons internationales, une progression de 11.9 % par rapport aux 72,743,024 tonnes enregistrées en 1975. Bien que le trafic ait diminué pour s'établir à 8,364,662 tonnes à Montréal (de 8,558,428 tonnes en 1975), à 2,388,490 tonnes à Contrecoeur (de 2,726,012 tonnes en 1975) et à 2,749,599 tonnes à Sorel (de 3,195,130 tonnes en 1975), on signalé des augmentations en pourcentage dans la plupart des autres principaux centres. Port Cartier, Québec, Sept-Îles et Pointe-Noire ont affiché les plus fortes hausses, soit 43.1 %, 15.4 %, 9.2 % et 90.2 % respectivement. Les chargements de céréales (à Baie Comeau, Montréal, Port Cartier, Québec, Sorel et Trois-Rivières) et de minerai de fer et de concentrés (à Montréal, Contrecoeur, Port Cartier, Sept-Îles et Pointe-Noire) destinés au trafic international ont totalisé 11,503,767 et 45,564,748 tonnes respectivement, ce qui représente 86.8 % de toutes les marchandises à destination des pays étrangers de cette province. En 1976, le volume des marchandises déchargées a diminué de 1.7 million de tonnes par rapport aux 17,389,027 tonnes de l'année précédente. Il s'est produit une baisse importante des livraisons de minerais d'alumine et de bauxite à Port Alfred (1,071,736 tonnes en 1976 contre 2,625,868 tonnes en 1975).

Le volume total de marchandises manutentionnées en Ontario est passé de 37,051,388 tonnes en 1975 à 35,668,721 en 1976; les chargements ont marqué une progression de 10.7 % tandis que les déchargements diminuaient de 9.0 %. Voici les diminutions de tonnage enregistrées à certains gros ports: Hamilton, 15.2 % (7,666,156 tonnes en 1976 contre 9,037,454 tonnes en 1975); Nanticoke, 4.4 % (3,603,910 tonnes en 1976 contre 3,769,533 tonnes en 1975); Port Colborne, 18.9 % (1,082,115 tonnes en 1976 contre 1,334,170 tonnes en 1975); Sarnia, 18.7 % (4,680,174 tonnes en 1976 contre 5,757,515 tonnes en 1975) et Toronto, 9.6 % (1,309,175 tonnes en 1976 contre 1,448,946 tonnes en 1975). En 1976, les livraisons de calcaire, de houille grasse et de minerai de fer et de concentrés sont intervenues respectivement pour 3,221,862 tonnes (3,427,380 tonnes en 1975), 15,421,523 tonnes (16,720,511 tonnes en 1975) et 6,616,680 tonnes (7,367,856 tonnes en 1975), représentant ainsi 70.8 % de toute l'activité à ces ports. Voici les ports qui ont affiché de fortes hausses globales ainsi que les principales marchandises en cause: Thunder Bay, 10.7 % (les chargements de céréales se sont élevés à

increased to 2,506,135 tons from the 1,981,997 tons in 1975) and Lakeview 7.7% (unloadings of bituminous coal increased to 1,933,802 tons from the 1,795,896 tons in 1975).

Cargoes at Churchill (Manitoba) increased to 824,893 tons from the 689,701 tons handled in 1975. Grains handled at this port represented 766,267 tons or 92.9% of all international movements from this province.

Increases were recorded in both international cargo loadings and unloadings at British Columbia ports, bringing the 1976 total to 41,464,763 tons from the 38,860,942 tons in 1975. The major commodities loaded consisted of grains (6,241,580 tons), pulpwood (644,720 tons), copper ore and concentrates (800,553 tons), iron ore and concentrates (1,311,502 tons), bituminous coal (10,195,666 tons), sulphur and ores (2,342,670 tons), lumber and timber (4,585,999 tons), pulp (2,608,628 tons), newsprint paper (950,999 tons) and potash (1,638,502 tons); accounting for 85.1% of the 36,790,655 tons loaded. Major ports reporting increases in total volume handled were: Kitimat 969,550 tons (compared to 747,436 tons in 1975), Nanaimo 975,235 tons (compared to 668,076 tons in 1975), New Westminster 1,670,443 tons (compared to 978,841 tons in 1975), Port Alberni 731,988 tons (compared to 575,358 tons in 1975), Prince Rupert 841,774 tons (compared to 815,900 tons in 1975), Vancouver 22,780,959 tons (compared to 19,037,484 tons in 1975) and Victoria 1,038,887 tons (compared to 764,235 tons in 1975). Major ports reporting decreases were: Roberts Bank 6,544,826 tons (compared to 10,591,348 tons in 1975) and Tasu 995,638 tons (compared to 1,055,324 tons in 1975).

Cargoes handled at Great Lakes ports to and from foreign countries via the St. Lawrence River in 1976 increased to 3,112,240 tons from the 2,732,100 tons handled in 1975. The number of vessel arrivals and departures increased to 740 (compared to 670 in 1975) and the net registered tonnage to 3,541,765 tons (3,249,592 tons in 1975).

838,053 tonnes contre 668,699 tonnes en 1975). Saint Ste. Marie, 6.9% (les déchargements de houille grasse sont passés de 1,981,997 tonnes en 1975 à 2,506,135 tonnes en 1976) et Lakeview, 7.7% (les déchargements de houille grasse se sont fixés à 1,933,802 tonnes contre 1,795,896 tonnes en 1975).

Le volume de marchandises à Churchill (Manitoba) a augmenté pour s'établir à 824,893 tonnes par rapport aux 689,701 tonnes manutentionnées en 1975. Les céréales manutentionnées à ce port représentaient 766,267 tonnes, ou 92.9% de tout le trafic international en provenance de cette province.

Les hausses observées au niveau des chargements et des déchargements internationaux de marchandises aux ports de la Colombie-Britannique ont fait monter le tonnage total de 1976 à 41,464,763 tonnes contre 38,860,942 tonnes en 1975. Au nombre des principales marchandises chargées, notons les céréales (6,241,580 tonnes), le bois à pâte (644,720 tonnes), le minerai de cuivre et concentrés (800,553 tonnes), le minerai de fer et concentrés (1,311,502 tonnes), la houille grasse (10,195,666 tonnes), le soufre et concentrés (2,342,670 tonnes), le bois de construction et en grumes (4,585,999 tonnes), la pâte (2,608,628 tonnes), le papier journal (950,999 tonnes) et la potasse (1,638,502 tonnes); toutes ces marchandises ont figuré pour 85.1% des 36,790,655 tonnes chargées. Voici les principaux ports affichant une hausse du volume total des manutentions: Kitimat, 969,550 tonnes (contre 747,436 tonnes en 1975); Nanaimo, 975,235 tonnes (contre 668,076 tonnes en 1975); New Westminster, 1,670,443 tonnes (contre 978,841 tonnes en 1975); Port Alberni, 731,988 tonnes (contre 575,358 tonnes en 1975); Prince Rupert, 841,774 tonnes (contre 815,900 tonnes en 1975); Vancouver, 22,780,959 tonnes (contre 19,037,484 tonnes en 1975) et Victoria, 1,038,887 tonnes (contre 764,235 tonnes en 1975). On a enregistré des diminutions à Roberts Bank (de 10,591,348 tonnes en 1975 à 6,544,826 tonnes en 1976), et à Tasu (de 1,055,324 tonnes en 1975 à 995,638 tonnes en 1976).

Le volume de marchandises manutentionnées dans les ports des Grands Lacs, à destination ou en provenance de pays étrangers par le fleuve Saint-Laurent en 1976, a augmenté pour se chiffrer à 3,112,240 tonnes, contre 2,732,100 tonnes en 1975. Le nombre de navires entrés et sortis est passé de 670 en 1975 à 740 en 1976 alors que le tonnage net enregistré s'établissait à 3,541,765 tonnes (contre 3,249,592 tonnes en 1975).

TABLE 6. CARGOES HANDLED AT CANADIAN PORTS, TO AND FROM FOREIGN COUNTRIES, IN 1976

TABLEAU 6. MARCHANDISES MANUTENTIONNEES DANS LES PORTS CANADIENS, A DESTINATION OU EN PROVENANCE DE PAYS ETRANGERS, EN 1976

PORT PORT	COMMODITY	TONS LOADED TONNES CHARGEES	TONS UNLOADED TONNES DECHARGEES	TOTAL TOTAL	MARCHANDISES
NEWFOUNDLAND / TERRE-NEUVE					
ARGENTIA	MEAT, FRESH OR FROZEN	7		7	VIANDE, FRAICHE / CONG.
	MISC. FOOD PREP. NES	24		24	DIV. PREP. ALIM. NDA
	CONC. COMPLETE FEEDS	3		3	CONC., PROV. COMPLETES
	NON-ALCOHOLIC BEVERAGE	11		11	BOISSONS NON-ALCOOLIQ.
	METAL FAB. BASIC PROD.	9		9	OUVR. DE BASE EN METAL
	TRACTORS	11		11	TRACTEURS
	MACHINERY NES	2		2	MACHINES NDA
	MOTOR VEHICLE ENGINES	3		3	MOTEURS DE VEH. AUTOM.
	CONTAINERS, CLOSURES	46		46	CONTENEURS, FERMETURES
	GENERAL CARGO	66		66	MARCHANDISES DIVERSES
	PORT TOTAL	182 *		182 *	TOTAL DU PORT
BAIE VERTE	ASBESTOS	48,942		48,942	AMIANTE
	PORT TOTAL	48,942 *		48,942 *	TOTAL DU PORT
BAY ROBERTS	FISH, SALTED OR CURED	225		225	POISSON, SALE OU FUME
	SALT		350	350	SEL
	PORT TOTAL	225 *	350 *	575 *	TOTAL DU PORT
BOTWOOD	COPPER ORE AND CONC.	7,283		7,283	MINERAL, CONC. CUIVRE
	LEAD ORE AND CONC.	8,903		8,903	MINERAL, CONC. DE PLOMB
	ZINC ORE AND CONC.	39,161		39,161	MINERAL, CONC. DE ZINC
	NEWSPRINT PAPER	225,328		225,328	PAPIER JOURNAL
	INORGANIC CHEMS. NES		6,050	6,050	PROD. CHIM. INORG. NOA
	FUEL OIL		17,179	17,179	MAZOUT
	CONTAINERS, CLOSURES		36	36	CONTENEURS, FERMETURES
	PORT TOTAL	280,675 *	23,265 *	303,940 *	TOTAL DU PORT
BURIN	DAIRY PROD. EGGS, HONEY	2		2	PROD. LAIT., OEUF, MIEL
	PASS. AUTOS AND CHASSIS	4		4	VOITURES PART., CHASSIS
	EQUIPMENT MISC.		1	1	MATERIEL DIVERS
	PORT TOTAL	6 *	1 *	7 *	TOTAL DU PORT
BURGEO	FISH, FRESH OR FROZEN	852		852	POISSON, FRAIS OU CONG.
	PORT TOTAL	852 *		852 *	TOTAL DU PORT
CATALINA	FISH, SALTED OR CURED	142		142	POISSON, SALE OU FUME
	PORT TOTAL	142 *		142 *	TOTAL DU PORT
CORNER BRIDGE	SALT		3,800	3,800	SEL
	SULPHUR IN ORES		11,644	11,644	SOUFRE EN MINERAL
	NEWSPRINT PAPER	239,862		239,862	PAPIER JOURNAL
	INORGANIC CHEMS. NES		21,848	21,848	PROD. CHIM. INORG. NDA
	CONTAINERS, CLOSURES		2,059	2,059	CONTENEURS, FERMETURES
	PORT TOTAL	239,862 *	39,351 *	279,213 *	TOTAL DU PORT
COMB-BY-BRIDGE	CRUDE PETROLEUM		73,536	73,536	PETROLE BRUT
	GASOLINE	52,040		52,040	ESSENCE
	FUEL OIL	134,829		134,829	MAZOUT
	PETROL. COAL PROD. NES		31,680	31,680	DERIVE PETR. CHARB. NDA
	PORT TOTAL	186,869 *	105,216 *	292,085 *	TOTAL DU PORT
FORTUNE	CATTLE	5		5	BOVINS
	LIVE ANIMALS, NES	12		12	ANIMAUX VIVANTS, NOA
	MEAT AND MEAT PREP. NES	1		1	VIANDES ET PREP. NOA
	FISH, FRESH OR FROZEN	113		113	POISSON, FRAIS OU CONG.
	LOBSTER	5		5	HOMARD
	DAIRY PROD. EGGS, HONEY	12		12	PROD. LAIT., OEUF, MIEL
	FRESH FRUITS, BERRIES	2		2	FRUITS, BAIES FRAIS
	VEGETABLES, FRESH	3		3	LEGUMES, FRAIS
	MISC. FOOD PREP. NES	17		17	DIV. PREP. ALIM. NOA
	NON-ALCOHOLIC BEVERAGE	181		181	BOISSONS NON-ALCOOLIQ.
	CRUDE ANIMAL PROD. NES	1		1	PR. BRUTS ORIG. ANIM. NDA
	BOLTS, ROUND TIMBER	30		30	BILLOTS, BOIS RONDS
	SALT	247		247	SEL
	LUMBER AND TIMBER	18		18	BOIS D'OEUVRE ET CHARP.
	SHINGLES AND SHAKES	22		22	BARDEAUX, BARO. FACADE
	VENEER, PLYWOOD	1		1	PLACAGES, CONTRE-PLAQ.
	WOOD FAB. MATERIALS	1		1	DEMI-PRODUITS EN BOIS
	PAPER NES	19		19	PAPIER NOA
	BLOG. PAPER AND BOARD	4		4	PLAQ. CONSTR., PAP/CART.
	FISH, MARINE ANIMAL OIL	71		71	HUIL. DE POISSON, AN. MAR
	ORGANIC CHEMICALS NES	2		2	PROD. CHIM. ORGAN. NDA
	EXPLOS., FUSES, CAPS	5		5	EXPLOS., AMORCES, DET.
	METAL FAB. BASIC PROD.	4		4	OUVR. DE BASE EN METAL
	GLASS BASIC PRODUCTS	2		2	OUVR. DE BASE EN VERRE
	CEMENT	198		198	CIMENT
	TRACTORS	1		1	TRACTEURS
	MACHINERY NES	3		3	MACHINES NOA
	PASS. AUTOS AND CHASSIS	3		3	VOITURES PART., CHASSIS
	TRUCKS AND CHASSIS	3		3	CAMIONS ET CHASSIS

TABLE 6. CARGOES HANDLED AT CANADIAN PORTS, TO AND FROM FOREIGN COUNTRIES, IN 1976

TABLEAU 6. MARCHANDISES MANUTENTIONNEES DANS LES PORTS CANADIENS, A DESTINATION OU EN PROVENANCE DE PAYS ETRANGERS, EN 1976

PORT PORT	COMMODITY	TONS LOADED TONNES CHARGÉES	TONS UNLOADED TONNES DECHARGÉES	TOTAL TOTAL	MARCHANDISES
FORTUNE (CONTD. - SUITE)	SHIPS, AIRCRAFT, MIS. VEH	1	3	4	NAVIRES, AVIONS, VEH. DIV
	EQUIPMENT MISC.	14		14	MATERIEL DIVERS
	PERSONAL, HOUSEHOLD GOODS	3		3	ART. PERS. ET MENAGERS
	CONTAINERS, CLOSURES	3		3	CONTENEURS, FERMETURES
	GENERAL CARGO	24		24	MARCHANDISES DIVERSES
	PORT TOTAL	1,031 *	14 *	1,045 *	TOTAL DU PORT
GOOSE BAY	FUEL OIL		1,222	1,222	MAZOUT
	PORT TOTAL	*	1,222 *	1,222 *	TOTAL DU PORT
GRAND BANK	FISH, FRESH OR FROZEN	226		226	POISSON, FRAIS OU CONG.
	LOBSTER	1		1	HOUMARD
	DAIRY PROD. EGGS, HONEY	1		1	PROD. LAIT., OEUFS, MIEL
	MISC. FOOD PREP. NES	1		1	DIV. PREP. ALIM. NDA
	FEEDS OF ANIMAL ORIGIN	300		300	PROV. D'ORIGINE ANIMALE
	FISH, MARINE ANIMAL OIL	31		31	HUIL. DE POISSON, AN. MAR
	CEMENT	153		153	CEMENT
	PORT TOTAL	713 *	*	713 *	TOTAL DU PORT
HARBOUR BRETON	FISH, FRESH OR FROZEN	179		179	POISSON, FRAIS OU CONG.
	FISH, SALTED OR CURED	129		129	POISSON, SALE OU FUME
	CONTAINERS, CLOSURES		120	120	CONTENEURS, FERMETURES
	PORT TOTAL	308 *	120 *	428 *	TOTAL DU PORT
HARBUR GRACE	FISH, FRESH OR FROZEN	1,229		1,229	POISSON, FRAIS OU CONG.
	SHELL FISH, NES	20		20	MOLLUSQUES CRUST. NDA
	FRESH FRUITS, BERRIES	579		579	FRUITS, BAIES FRAIS
	FROZEN FRUITS, BERRIES	387		387	FRUITS, BAIES CONGÉLÉS
	FEEDS OF ANIMAL ORIGIN	525		525	PROV. D'ORIGINE ANIMALE
	FISH, MARINE ANIMAL OIL	200		200	HUIL. DE POISSON, AN. MAR
	MACHINERY NES		3	3	MACHINES NDA
	PORT TOTAL	2,940 *	3 *	2,943 *	TOTAL DU PORT
RAMEA	FISH, FRESH OR FROZEN	345		345	POISSON, FRAIS OU CONG.
	CONTAINERS, CLOSURES	1		1	CONTENEURS, FERMETURES
	PORT TOTAL	346 *	*	346 *	TOTAL DU PORT
HDLRWOOD	CRUDE PETROLEUM		381,019	381,019	PETROLE BRUT
	GASOLINE	128		128	ESSENCE
	FUEL OIL	1,463		1,463	MAZOUT
	PORT TOTAL	1,591 *	381,019 *	382,610 *	TOTAL DU PORT
LONG POND	CRUDE NON-MET. MIN. NES	29,341		29,341	MIN. NON-MET. BRUTS NDA
	PORT TOTAL	29,341 *	*	29,341 *	TOTAL DU PORT
MARYSTOWN	FISH, FRESH OR FROZEN	514		514	POISSON, FRAIS OU CONG.
	MISC. FOOD PREP. NES	1		1	DIV. PREP. ALIM. NDA
	ANIMAL OILS, EXC. MARINE	1		1	HUIL. ANIM. SAUF AN. MAR.
	FISH, MARINE ANIMAL OIL	453		453	HUIL. DE POISSON, AN. MAR
	METAL FAB. BASIC PROD.	1		1	OUVR. DE BASE EN METAL
	PORT TOTAL	970 *	*	970 *	TOTAL DU PORT
PORT AUX BASQUES	FISH, FRESH OR FROZEN	1,344		1,344	POISSON, FRAIS OU CONG.
	FISH, SALTED OR CURED	677		677	POISSON, SALE OU FUME
	SPICES		1	1	ÉPICES
	CONTAINERS, CLOSURES		562	562	CONTENEURS, FERMETURES
	PORT TOTAL	2,021 *	563 *	2,584 *	TOTAL DU PORT
LONG HARBUR	PHOSPHATE ROCK		327,915	327,915	ROCHE PHOSPHATÉE
	INORGANIC CHEMS. NES	9,476		9,476	PROD. CHIM. INORG. NDA
	COKE		40,782	40,782	COKE
	EQUIPMENT MISC.		1	1	MATERIEL DIVERS
	GENERAL CARGO	28		28	MARCHANDISES DIVERSES
	PORT TOTAL	9,504 *	368,698 *	378,202 *	TOTAL DU PORT
ST. JOHNS	MEAT AND MEAT PREP. NES		3	3	VIANDES ET PREP. NDA
	FISH, FRESH OR FROZEN	1,409		1,409	POISSON, FRAIS OU CONG.
	FISH, SALTED OR CURED	157		157	POISSON, SALE OU FUME
	SHELL FISH, NES		14	14	MOLLUSQUES CRUST. NDA
	DAIRY PROD. EGGS, HONEY		60	60	PROD. LAIT., OEUFS, MIEL
	BAKERY PROD. INC. FROZEN		161	161	PROD. BOUL., PROD. CONG.
	MACARONI, CEREAL PROD.		9	9	PÂTES ALIM. PROD. CEREAL
	DRIED FRUITS		12	12	FRUITS SECS
	FRUIT, PRES. NOT CANNED		11	11	COND. FRUITS NON BOITE
	FRUITS, PREP. CANNED		55	55	FRUITS PREP. EN BOITE
	SUGAR PREPARATIONS	1	331	332	PREP. A BASE DE SUCRE
	COFFEE		2	2	CAFÉ
	MISC. FOOD PREP. NES	7	146	153	DIV. PREP. ALIM. NDA
	BREWERS GRAINS		10	10	GRAINS DE BRASSERIE
	ALE, BEER, STOUT, PORTER		12	12	ALE, BIÈRE, STOUT, PORTER
	WINES		38	38	VINS
	DIST. ALCOHOLIC BEV.		52	52	BOISS. ALCOOL. DIST.
	RAW HIDES AND SKINS		14	14	PEAUX ET CUIRS BRUT

TABLE 6. CARGOES HANDLED AT CANADIAN PORTS, TO AND FROM FOREIGN COUNTRIES, IN 1976

TABLEAU 6. MARCHANDISES MANUTENTIONNEES DANS LES PORTS CANADIENS, A DESTINATION OU EN PROVENANCE DE PAYS ETRANGERS, EN 1976

PORT PORT	COMMODITY	TONS LOADED TONNES CHARGÉES	TONS UNLOADED TONNES DECHARGÉES	TOTAL TOTAL	MARCHANDISES	
ST. JOHNS (CONTD. - SUITE)	NURSERY, GREENHOUSE STOCK		3	3	PROD. PEPINIERE, SERRE	
	TEXTILE FIBRES NES		2	2	FIBRES TEXTILES NDA	
	IRON AND STEEL SCRAP	450		450	DECHETS DE FER, ACIER	
	SALT		2,492	2,492	SEL	
	RUBBER FAB. MATERIALS		14	14	SEMI-PROD. CAOUTCHOUC	
	LUMBER AND TIMBER	14		14	BOIS D'OEUVRE ET CHARP.	
	SHINGLES AND SHAKES	1		1	BARDEAUX, BARDE. FACADE	
	WOOD FAB. MATERIALS	4		4	DEMI-PRODUITS EN BOIS	
	PAPER NES	1		4	PAPIER NDA	
	PAPERBOARD	20		20	CARTON	
	CORDAGE, TWINE, ROPE			2	CORDAGE, FICELLE, CORDE	
	TEXTILE FAB. MTL NES	9		12	OUVR. EN MAT. TEXT. NDA	
	FISH, MARINE ANIMAL OIL	395		398	HUIL. DE POISSON, AN. MAR	
	OILS, FATS, WAXES NES			3	HUIL. MAT. GRAS. CIRE NDA	
	INORGANIC CHEMS. NES	3,396		5	PROD. CHIM. INDRG. NDA	
	AGRICULTURAL CHEMICALS			60	PROD. CHIM. AGRICOLES	
	DYESTUFF, PIGMENT, PAINT			2	MAT. COLOR. PIG. PEINTURE	
	CHEM. SPECIALTIES NES			6	PROD. CHIM. SPECIAUX NDA	
	GASOLINE	99		99	ESSENCE	
	FUEL OIL	8,843		8,843	MAZOUT	
	LUBRICATING OIL, GREASE			2	HUILE, GRAISSE LUBRIF.	
	BARNS AND RODS, STEEL			347	BARRES ET TIGES ACIER	
	STRUCTURAL SHAPES			590	PROFILES DE CONSTRUCT.	
	PIPES, TUBES: IRON, STEEL			478	TUYAUX, TUBES: FER, ACIER	
	WIRE			442	FIL METALLIQUE	
	ALUMINIUM			2	ALUMINIUM	
	ZINC AND ALLOYS	1		1	ZINC ET ALLIAGES	
	METAL FAB. BASIC PROD.	12		112	OUVR. DE BASE EN METAL	
	BRICKS, TILES NES			2	BRIQUES, TUILES NDA	
	GLASS BASIC PRODUCTS			108	OUVR. DE BASE EN VERRE	
	CEMENT BASIC PROD.			66	OUVR. DE BASE CIMENT	
	NON-MET. MIN. BASIC PROD	18		4,605	PROD. MIN. NON-MET. BASE	
	MISC. FABRICATED PROD.	13		207	OUVRAGES DIVERS	
	TRACTORS			11	TRACTEURS	
	MACHINERY NES			499	MACHINES NDA	
	PASS. AUTOS AND CHASSIS	7		4	VOITURES PART. + CHASSIS	
	MOTOR VEHICLE ENGINES			1	MOTEURS DE VEH. AUTOM.	
	SHIPS, AIRCRAFT, MIS. VEH			26	NAVIRES, AVIONS, VEH. DIV	
	EQUIPMENT MISC.	14		223	MATERIEL DIVERS	
	PERSONAL, HOUSEHOLD GOODS	2		137	ART. PERS. ET MENAGERS	
	CONTAINERS, CLOSURES			749	CONTENEURS, FERMETURES	
	MISC. END PRODUCTS NES	1		110	PRODUITS FINIS DIV. NDA	
	GENERAL CARGO			406	MARCHANDISES DIVERSES	
	PORT TOTAL	14,874 *		12,655 *	27,529 *	TOTAL DU PORT
	STEPHENVILLE	GYPSE	445,936		445,936	GYPSE
		PAPERBOARD	103,072		103,072	CARTON
		METALLIC SALTS		14,043	14,043	SELS METALLIQUES
		PORT TOTAL	549,008 *	14,043 *	563,051 *	TOTAL DU PORT
	NFLD-NES/T-N-NDA	FISH, FRESH OR FROZEN	6,279		6,279	POISSON, FRAIS OU CONG.
FISH, SALTED OR CURED		1,378		1,378	POISSON, SALE OU FUME	
FROZEN FRUITS, BERRIES		100		100	FRUITS, BAIES CONGÉLÉS	
SPICES			50	50	ÉPICES	
FEEDS OF ANIMAL ORIGIN		400		400	PROV. D'ORIGINE ANIMALE	
RAW HIDES AND SKINS		325		325	PEAUX ET CUIRS BRUT	
ZINC ORE AND CONC.		19,895		19,895	MINÉRAI, CONC. DE ZINC	
SALT			7,613	7,613	SEL	
FISH, MARINE ANIMAL OIL		1,820		1,820	HUIL. DE POISSON, AN. MAR	
STRUCTURAL SHAPES		3		3	PROFILES DE CONSTRUCT.	
CONTAINERS, CLOSURES		2		102	CONTENEURS, FERMETURES	
PORT TOTAL		30,202 *	7,765 *	37,967 *	TOTAL DU PORT	
PROVINCE TOTAL		1,400,604 **	954,285 **	2,354,889 **	TOTAL DE LA PROVINCE	
PR. EDWARD ISLAND / ILE DU PR. EDOUARD CHARLOTTETOWN	POTATOES	26,922		26,922	POMMES DE TERRE	
	FERTILIZERS NES		3,044	3,044	ENGRAIS CHIMIQUE NDA	
	FUEL OIL	2,308		2,308	MAZOUT	
	PORT TOTAL	29,230 *	3,044 *	32,274 *	TOTAL DU PORT	
SOURIS	POTATOES	3,163		3,163	POMMES DE TERRE	
	PULPWOOD	7,507		7,507	BOIS A PATE	
	PORT TOTAL	10,670 *	*	10,670 *	TOTAL DU PORT	
SUMMERSIDE	POTATOES	108,826		108,826	POMMES DE TERRE	
	VEGETABLES, FRESH	206		206	LEGUMES, FRAIS	
	VEGETABLES, FROZEN	7,740		7,740	LEGUMES, CONGÉLÉS	
	POTASH		3,500	3,500	POTASSE	
	PORT TOTAL	116,772 *	3,500 *	120,272 *	TOTAL DU PORT	
PEI-NES/IPE-NDA	POTATOES	7,765		7,765	POMMES DE TERRE	
	PULPWOOD	10,208		10,208	BOIS A PATE	
	PORT TOTAL	17,973 *	*	17,973 *	TOTAL DU PORT	
	PROVINCE TOTAL	174,645 **	6,544 **	181,189 **	TOTAL DE LA PROVINCE	

TABLE 6. CARGOES HANDLED AT CANADIAN PORTS, TO AND FROM FOREIGN COUNTRIES, IN 1976

TABLEAU 6. MARCHANDISES MANUTENTIONNEES DANS LES PORTS CANADIENS, A DESTINATION OU EN PROVENANCE DE PAYS ETRANGERS, EN 1976

PORT PORT	COMMODITY	TONS LOADED TONNES CHARGÉES	TONS UNLOADED TONNES DECHARGÉES	TOTAL TOTAL	MARCHANDISES
NOVA SCOTIA / NOUVELLE-ÉCOSSE					
AMHERST	LUMBER AND TIMBER	2,316		2,316	BOIS D'OEUVRE ET CHARP.
	PORT TOTAL	2,316 *	*	2,316 *	TOTAL DU PORT
BADDECK	PULPWOOD	4,340		4,340	BOIS A PATE
	PORT TOTAL	4,340 *	*	4,340 *	TOTAL DU PORT
BRIDGEWATER	LUMBER AND TIMBER	3,216		3,216	BOIS D'OEUVRE ET CHARP.
	PERSONAL, HOUSEHOLD GOODS		6	6	ART. PERS. ET MENAGERS
	PORT TOTAL	3,216 *	6 *	3,222 *	TOTAL DU PORT
DIGBY	FISH, FRESH OR FROZEN	868		868	POISSON, FRAIS OU CONG.
	PULPWOOD	12,333		12,333	BOIS A PATE
	SALT	368		368	SEL
	COOPERAGE STOCK	1		1	CEMI-PROD. TONNELLERIE
	CONTAINERS, CLOSURES	60		60	CONTENEURS, FERMETURES
	PORT TOTAL	13,630 *	*	13,630 *	TOTAL DU PORT
HALIFAX	CATTLE	41		41	BOVINS
	LIVE ANIMALS, NES	5		5	ANIMAUX VIVANTS, NDA
	MEAT, FRESH OR FROZEN	262	122	384	VIANDE, FRAICHE / CONG.
	MEAT, CURED	12		12	VIANDE FUMEE OU SALEE
	MEAT AND MEAT PREP. NES	914	302	1,216	VIANDES ET PREP. NDA
	FISH, FRESH OR FROZEN	7,759		7,759	POISSON, FRAIS OU CONG.
	FISH, SALTED OR CURED	1,837		1,837	POISSON, SALE DU FUME
	FISH, CANNED	318	136	454	POISSON EN BOITES
	SHELL FISH, NES	1		1	MOUSQUES CRUST., NDA
	BUTTER	17		17	BEURRE
	CHEESE	29		29	FROMAGE
	MILK POWDER	6,980		6,980	LAIT EN POUORE
	DAIRY PROD. EGGS, HONEY	65		65	PROD. LAIT., DEUFS, MIEL
	BARLEY	117,871		117,871	ORGE
	WHEAT	297,372		297,372	BLE
	CORN MEAL AND FLOUR	20		20	SEMOULE, FARINE DE MAIS
	MALT AND MALT FLOUR	5,761		5,761	MALT ET FARINE DE MALT
	WHEAT FLOUR	15,659		15,659	FARINE DE BLE
	CEREALS MILLED, NES	234		234	CEREALES MOULUES, NDA
	BAKERY PRDD. INC. FRDZEN	3	13	16	PROD. BOUL., PRDD. CONG.
	MACARONI, CEREAL PROD.	106		106	PATES ALIM. PROD. CEREAL
	APPLES	186		186	POMMES
	FRESH FRUITS, BERRIES	26	2,923	2,949	FRUITS, BAIES FRAIS
	FROZEN FRUITS, BERRIES	7		7	FRUITS, BAIES CONGEELES
	FRUIT JUICES	83	6,325	6,408	JUS DE FRUIT
	FRUITS, PREP. CANNED	229		229	FRUITS PREP. EN BOITE
	NUTS, EXC. OIL NUTS NES	1	8	9	NOIX, SAUF OLEAG. NDA
	POTATOES	19,151		19,151	POMMES DE TERRE
	VEGETABLES, FRESH	174	21	195	LEGUMES, FRAIS
	VEGETABLES, FROZEN	108		108	LEGUMES, CONGEELES
	VEGETABLES, DRIED	152		152	LEGUMES, SECS
	VEGETABLE PREP. NES	211	48	259	PREP. DE LEGUMES NDA
	SUGAR, NES	276		276	SUCRE, NDA
	MOLASSES, CRUDE		8,143	8,143	MELASSE, BRUTE
	SYRUP	1		1	SIRDP
	SUGAR PREPARATIONS		20	20	PREP. A BASE DE SUCRE
	COCCA AND CHOCOLATE		384	384	CACAO ET CHOCOLAT
	COFFEE		89	89	CAFE
	TEA		1,516	1,516	THE
	SPICES	69	55	124	EPICES
	VINEGAR	3		3	VINAIGRE
	SHORTENING	4		4	GRAISSE CULINAIRE
	MISC. FOOD PREP. NES	1,117	192	1,309	DIV. PREP. ALIM. NDA
	GROUND CEREALS NES	44		44	CEREALES MOULUES NDA
	SOYA, OIL MEAL, CAKE	20		20	FARINE COURT. GR. SOYA
	FEEDS OF ANIMAL ORIGIN	10		10	PROD. D'ORIGINE ANIMALE
	CONC. COMPLETE FEEDS	342		342	CONC., PROV. COMPLETES
	WINES		53	53	VINS
	DIST. ALCOHOLIC BEV.	131	418	549	BOISS. ALCOOL. DIST.
	CIGARETTES	3		3	CIGARETTES
	TOBACCO NES	115	343	458	TABACS NDA
	RAW HIDES AND SKINS		1	1	PEAUX ET CUIRS BRUT
	FLAXSEED	3,696		3,696	GRAINE DE LIN
	OIL SEEDS, NUTS NES		1,586	1,586	GRAINES, NOIX OLEAG. NDA
	NURSERY, GREENHOUSE STOCK	12		12	PROD. PEPINIERE, SERRE
	RUBBER, ALLIED GUMS, NAT		358	358	CAOUTCHOUC GOMMES NAT.
	CRUDE VEG. PROD. NES	33		33	PR. BRUTS ORIG. VEG. NDA
	CRUDE WOOD MTL. NES	118		118	MATIERES BRUTES BRUT NDA
	WOOL AND ANIMAL HAIR		27	27	LAIN, POILS D'ANIMAL
	TEXTILE FIBRES NES		1,916	1,916	FIBRES TEXTILES NDA
	IRON AND STEEL SCRAP	4,850		4,850	DECHETS DE FER, DACIER
	CRUDE PETROLEUM		4,955,380	4,955,380	PETROLE BRUT
	ASBESTOS	6,420		6,420	AMIANTE
	STONE, CRUDE NES		1,826	1,826	PIERRE BRUTE NDA

TABLE 6. CARGOES HANDLED AT CANADIAN PORTS, TO AND FROM FOREIGN COUNTRIES, IN 1976

TABLEAU 6. MARCHANDISES MANUTENTIONNEES DANS LES PORTS CANADIENS, A DESTINATION OU EN PROVENANCE DE PAYS ETRANGERS, EN 1976

PORT PORT	COMMODITY	TONS LOADED TONNES CHARGÉES	TONS UNLOADED TONNES DECHARGÉES	TOTAL TOTAL	MARCHANDISES
HALIFAX (CONTD. - SUITE)	GYP SUM	1,589,265		1,589,265	GYPSE
	SALT	28		28	SEL
	CRUDE NON-MET. MIN. NES		872	872	MIN. NON-MET. BRUTS NDA
	COTTON, TEXTILE WASTE	52		52	DECHETS DE COTON, TEXT.
	LEATHER	76		76	CUIR
	RUBBER FAB. MATERIALS		21	21	DEMI-PROD. CAOUTCHOUC
	LUMBER AND TIMBER	3,337	161	3,498	BOIS D'OEUVRE ET CHARP.
	SHINGLES AND SHAKES	7		7	BARDEAUX, BARD. FACADE
	VENEER, PLYWOOD	1,620	2	1,622	PLACAGES, CONTRE-PLAQ.
	COOPERAGE STOCK	433		433	DEMI-PROD. TONNELLERIE
	WOOD FAB. MATERIALS	9,444	19	9,463	DEMI-PRODUITS EN BOIS
	PULP	16,568		16,568	PATE
	NEWSPRINT PAPER	2,635		2,635	PAPIER JOURNAL
	PAPER NES	492		492	PAPIER NDA
	PAPERBOARD	10,123		10,123	CARTON
	BLDG. PAPER AND BOARD	129	77	206	PLAQ. CONSTR., PAP/CART.
	JUTE WOVEN FABRICS		596	596	TISSUS DE JUTE
	TEXTILE FAB. MTL NES	234	1,652	1,886	OUVR. EN MAT. TEXT. NDA
	ANIMAL OILS, EXC. MARINE	3,151		3,151	HUIL. ANIM. SAUF AN. MAR.
	VEG. OILS, FATS NES	683		683	HUIL. MAT. GRAS. VEG. NDA
	METALLIC SALTS	156		156	SELS METALLIQUES
	INORGANIC CHEMS. NES	151	77	228	PROD. CHIM. INORG. NDA
	ORGANIC CHEMICALS NES	15,216		15,216	PROD. CHIM. ORG. NDA
	FERTILIZERS NES	10		10	ENGRAIS CHIMIQUE NDA
	AGRICULTURAL CHEMICALS	9		9	PROD. CHIM. AGRICOLES
	PLASTIC MATERIALS	107	78	185	MATIERES PLASTIQUES
	DYESTUFF, PIGMENT, PAINT	20		20	MAT. COLOR, PIG. PEINTURE
	CHEM. SPECIALTIES NES	27		27	PROD. CHIM. SPECIALS NDA
	GASOLINE	112,768		112,768	ESSENCE
	FUEL OIL	62,939		62,939	MAZOUT
	LUBRICATING OIL, GREASE	77		77	HUILE, GRAISSE LUBRIF.
	PETROL. COAL PROD. NES	95		95	DERIVE PETR. CHARB. NDA
	PRIMARY IRON, STEEL NES		2,127	2,127	FER, ACIER PRIMAIR. NDA
	CASTINGS, FORGINGS		30	30	MOUL. PIECES FORGEES
	BAR AND RODS, STEEL	296	1,852	2,148	BARRES ET TIGES ACIER
	PLATE & SHEET STEEL	2	219	221	TOLES, FEUILLES D'ACIER
	STRUCTURAL SHAPES	108	502	610	PROFILES DE CONSTRUCT.
	PIPES, TUBES: IRON, STEEL	2,480	91	2,571	TUYAUX, TUBES: FER, ACIER
	WIRE	10	105	115	FIL METALLIQUE
	ALUMINIUM	1,091	23	1,114	ALUMINIUM
	COPPER AND ALLOYS	2,835	30	2,865	CUIVRE ET ALLIAGES
	LEAD AND ALLOYS	1,213		1,213	PLOMB ET ALLIAGES
	NICKEL AND ALLOYS	16		16	NICKEL ET ALLIAGES
	ZINC AND ALLOYS	983		983	ZINC ET ALLIAGES
	NON-FERROUS METALS NES	86	429	515	METAUX NON-FERREUX NDA
	METAL FAB. BASIC PROD.	1,133	379	1,512	OUVR. DE BASE EN METAL
	BRICKS, TILES NES	266		266	BRIQUES, TUILES NDA
	GLASS BASIC PRODUCTS	75		75	OUVR. DE BASE EN VERRE
	CEMENT	4		4	CIMENT
	NON-MET. MIN. BASIC PROD	17	5	22	PROD. MIN. NON-MET. BASE
MISC. FABRICATED PROD.		107	107	OUVRAGES DIVERS	
TRACTORS	46	11,098	11,144	TRACTEURS	
MACHINERY NES	3,239	2,881	6,120	MACHINES NDA	
RAILWAY ROLLING STOCK	5,580		5,580	MAT. ROUL. DE CH. DE FER	
PASS. AUTOS AND CHASSIS	111	62,388	62,499	VOITURES PART., CHASSIS	
TRUCKS AND CHASSIS	70	888	958	CAMIONS ET CHASSIS	
MOTOR VEHICLE ENGINES	272	4,933	5,205	MOTEURS DE VEH. AUTOM.	
ROAD MOTOR VEH. NES	26	867	893	VEH. AUTOM. ROUTIERS NDA	
SHIPS, AIRCRAFT, MIS. VEH	15	131	146	NAVIRES, AVIONS, VEH. DIV	
RUBBER TIRES AND TUBES	31	11	42	PNEUS, CHAMBRES A AIR	
EQUIPMENT MISC.	1,159	2,258	3,417	MATERIEL DIVERS	
PERSONAL, HSEHDLG GOODS	253	712	965	ART. PERS. ET MENAGERS	
FIREARMS, AMMUNITION	54		54	ARMES A FEU, MUNITIONS	
CONTAINERS, CLOSURES	6,136	123	6,259	CONTENEURS, FERMETURES	
MISC. END PRODUCTS NES	260	15	275	PRODUITS FINIS DIV. NDA	
GENERAL CARGO	1,155	1,808	2,963	MARCHANDISES DIVERSES	
CONTAINERIZED FREIGHT	556,453	582,414	1,138,867	FRET CONTENEURESE	
PORT TOTAL	2,908,173 *	5,662,198 *	8,570,371 *	TOTAL DU PORT	
HANTSPOINT	GYP SUM	1,205,845		1,205,845	GYPSE
PORT TOTAL	1,205,845 *		1,205,845 *	TOTAL DU PORT	
LITTLE NARROWS	GYP SUM	609,852		609,852	GYPSE
PORT TOTAL	609,852 *		609,852 *	TOTAL DU PORT	
LIVERPOOL	SULPHUR IN GRES		2,868	2,868	SOUFRE EN MINERAL
NEWSPRINT PAPER	84,405		84,405	PAPIER JOURNAL	
METALLIC SALTS		5,915	5,915	SELS METALLIQUES	
INORGANIC CHEMS. NES		4,376	4,376	PROD. CHIM. INORG. NDA	
CONTAINERS, CLOSURES		856	856	CONTENEURS, FERMETURES	
PORT TOTAL	84,405 *	14,015 *	98,420 *	TOTAL DU PORT	
LUNENBURG	MISC. FOOD PREP. NES	3		3	DIV. PREP. ALIM. NDA

TABLE 6. CARGOES HANDLED AT CANADIAN PORTS, TO AND FROM FOREIGN COUNTRIES, IN 1976

TABLEAU 6. MARCHANDISES MANUTENTIONNEES DANS LES PORTS CANADIENS, A DESTINATION OU EN PROVENANCE DE PAYS ETRANGERS, EN 1976

PORT PORT	COMMODITY	TONS LOADED TONNES CHARGÉES	TONS UNLOADED TONNES DÉCHARGÉES	TOTAL TOTAL	MARCHANDISES
LUNENBURG (CONTD. - SUITE)	BLDG.PAPER AND BOARD	55		55	PLAQ.CONSTR.,PAP/CAPI.
	EXPLOS., FUSES, CAPS	4,519	808	5,327	EXPLOS.,AMORCES, DET.
	EQUIPMENT MISC.	2		2	MATERIEL DIVERS
	PORT TOTAL	4,579 *	808 *	5,387 *	TOTAL DU PORT
MARGARETSVILLE	FUEL OIL		3,628	3,628	MAZOUT
	PORT TOTAL		3,628 *	3,628 *	TOTAL DU PORT
MULGRAVE	PULPWOOD	5,002		5,002	BOIS A PATE
	IRON AND STEEL SCRAP	4,408		4,408	DECHETS DE FER, DACIER
	PORT TOTAL	9,410 *		9,410 *	TOTAL DU PORT
NORTH SYDNEY	CATTLE	35	110	145	BOVINS
	MEAT,FRESH OR FROZEN	65		65	VIANDE,FRAICHE / CONG.
	FISH,FRESH CR FROZEN	3,229	1	3,230	POISSON,FRAIS OU CONG.
	FISH,SALTED OR CURED	23		23	POISSON,SALE OU FUME
	SHELL FISH, NES	57		57	MOLLUSQUES CRUST.,NDA
	WHEAT FLOUR	45		45	FARINE DE BLE
	VEGETABLES, FRESH	240		240	LEGUMES, FRAIS
	SUGAR, NES	35		35	SUCRE, NDA
	HAY, FORAGE, STRAW	1,070		1,070	FOIN,FOURRAGE,PAILLE
	GROUND CEREALS NES	35		35	CEREALES MOULUES NDA
	LUMBER AND TIMBER	105		105	BOIS OEUVRE ET CHARP.
	FISH,MARINE ANIMAL OIL	81		81	HUIL.DE POISSON,AN.MAR
	LUBRICATING OIL, GREASE	25		25	HUIL.GRAISSE LUBRIF.
	MACHINERY NES	20		20	MACHINES NDA
	PASS.AUTOS AND CHASSIS	1		1	VOITURES PART.,CHASSIS
	CONTAINERS,CLOSURES		208	208	CONTENEURS,FERMETURES
	GENERAL CARGO	7,016	470	7,486	MARCHANDISES DIVERSES
	PORT TOTAL	12,082 *	789 *	12,871 *	TOTAL DU PORT
	PARRSBORO	FROZEN FRUITS, BERRIES	514		514
LUMBER AND TIMBER		2,277		2,277	BOIS OEUVRE ET CHARP.
PORT TOTAL		2,791 *		2,791 *	TOTAL DU PORT
PORT HAWKESBURY	PULPWOOD	2,785		2,785	BOIS A PATE
	CRUDE PETROLEUM	1,025,705	3,540,963	4,566,668	PETROLE BRUT
	GYP SUM	622,227		622,227	GYPSE
	PULP	56,437		56,437	PATE
	NEWSPRINT PAPER	46,051		46,051	PAPIER JOURNAL
	INCRGANIC CHEMS. NES		6,562	6,562	PROD.CHIM.INORG.NDA
	GASOLINE	509		509	ESSENCE
	FUEL OIL	93,201		93,201	MAZOUT
	PORT TOTAL	1,846,915 *	3,547,525 *	5,394,440 *	TOTAL DU PORT
	PUGWASH	FROZEN FRUITS, BERRIES	401		401
VEGETABLES, FROZEN		22		22	LEGUMES, CONGELES
BOLTS,ROUND TIMBER			3,731	3,731	BILLOTS,BOIS ROUNDS
PULPWOOD		10,716		10,716	BOIS A PATE
PORT TOTAL		11,139 *	3,731 *	14,870 *	TOTAL DU PORT
SHELBURNE	FISH,FRESH OR FROZEN	270		270	POISSON,FRAIS OU CONG.
	CONTAINERS,CLOSURES		20	20	CONTENEURS,FERMETURES
	PORT TOTAL	270 *	20 *	290 *	TOTAL DU PORT
SYDNEY	IRON ORE AND CONC		39,450	39,450	MINERAI,CONC.DE FER
	MANGANESE ORE		2,005	2,005	MINERAI DE MANGANESE
	DRES AND CONC.NES		1,995	1,995	MINERAIS ET CONC.NDA
	COAL,BITUMINOUS	584,787		584,787	CHARBON BITUMINEUX
	COKE	25,800		25,800	COKE
	PLATE & SHEET STEEL	2,000		2,000	TÔLES,FEUILLES DACIER
	RAILS & TRACK MATERIAL	70,914		70,914	RAILS,MAT.VOIE FERREE
	TRACTORS		1,071	1,071	TRACTEURS
	PASS.AUTOS AND CHASSIS		6,469	6,469	VOITURES PART.,CHASSIS
	PORT TOTAL	683,501 *	50,990 *	734,491 *	TOTAL DU PORT
	WALTON	BARYTES,NATURAL	62,296		62,296
EQUIPMENT MISC.		1		1	MATERIEL DIVERS
PORT TOTAL		62,297 *		62,297 *	TOTAL DU PORT
WEYMOUTH	PULPWOOD	5,275		5,275	BOIS A PATE
	PORT TOTAL	5,275 *		5,275 *	TOTAL DU PORT
YARMOUTH	FISH,FRESH CR FROZEN	4,717		4,717	POISSON,FRAIS OU CONG.
	FISH,SALTED OR CURED	5		5	POISSON,SALE OU FUME
	PULPWOOD	1,605		1,605	BOIS A PATE
	LUMBER AND TIMBER		8,347	8,347	BOIS OEUVRE ET CHARP.
	FISH,MARINE ANIMAL OIL	1,102		1,102	HUIL.DE POISSON,AN.MAR
	MACHINERY NES		9	9	MACHINES NDA
	TRUCKS AND CHASSIS		2	2	CAMIONS ET CHASSIS
	EQUIPMENT MISC.		13	13	MATERIEL DIVERS
	CONTAINERS,CLOSURES		2	2	CONTENEURS,FERMETURES
	PORT TOTAL	7,429 *	8,373 *	15,802 *	TOTAL DU PORT

TABLE 6. CARGOES HANDLED AT CANADIAN PORTS, TO AND FROM FOREIGN COUNTRIES, IN 1976

TABLÉAU 6. MARCHANDISES MANUTENTIONNÉES DANS LES PORTS CANADIENS, À DESTINATION OU EN PROVENANCE DE PAYS ÉTRANGERS, EN 1976

PORT PORT	COMMODITY	TONS LOADED TONNES CHARGÉES	TONS UNLOADED TONNES DÉCHARGÉES	TOTAL TOTAL	MARCHANDISES
N.E.-NES/N-E.-NDA	CATTLE		65	65	BOVINS
	FISH,FRESH OR FROZEN	2,172		2,172	POISSON,FRAIS OU CONG.
	FISH,SALTED OR CURED	132		132	POISSON,SALE OU FUME
	SHELL FISH,NES	24		24	MOLLUSQUES CRUST.,NDA
	FROZEN FRUITS, BERRIES	25		25	FRUITS, BAIES CONGÉLÉS
	SOYA. OIL MEAL, CAKE		3,111	3,111	FARINE TOURT.GR.SOYA
	PULPWOOD	26,232		26,232	BOIS A PATE
	MACHINERY NES	15		15	MACHINES NDA
	CONTAINERS,CLOSURES		127	127	CONTENEURS,FERMETURES
	PORT TOTAL	28,600 *	3,303 *	31,903 *	TOTAL DU PORT
	PROVINCE TOTAL	7,506,065 **	9,295,386 **	16,801,451 **	TOTAL DE LA PROVINCE
NEW BRUNSWICK / NOUVEAU-BRUNSWICK					
	BATHURST	PAPERBOARD	1,994		1,994
	PORT TOTAL	1,994 *	*	1,994 *	TOTAL DU PORT
BELLEDUNE	ZINC ORE AND CONC.	11,105		11,105	MINÉRAI,CONC.DE ZINC
	SLAG,DROSS,BY-PRODUCTS	7,164		7,164	POUS.GUEUL.SCOR.PROD.
	PHOSPHATE ROCK		108,869	108,869	ROCHE PHOSPHATÉE
	SULPHURIC ACID	91,113		91,113	ACIDE SULFURIQUE
	FERTILIZERS NES	49,060		49,060	ENGRAIS CHIMIQUE NDA
	COKE		11,602	11,602	COKE
	LEAD AND ALLOYS	11,299		11,299	PLOMB ET ALLIAGES
	PORT TOTAL	169,741 *	120,471 *	290,212 *	TOTAL DU PORT
BLACKS HBR	FISH,FRESH OR FROZEN	427	1,206	1,633	POISSON,FRAIS OU CONG.
	CRUDE ANIMAL PROD.NES	48		48	PR.BRUTS ORIG.ANIM.NDA
	FUEL OIL		3,864	3,864	MAZDUT
	PORT TOTAL	475 *	5,070 *	5,545 *	TOTAL DU PORT
DALHOUSIE	POTATOES	135		135	POMMES DE TERRE
	ZINC ORE AND CONC.	318,292		318,292	MINÉRAI,CONC.DE ZINC
	LUMBER AND TIMBER	489		489	BOIS DŒUVRE ET CHARP.
	PULP	4		4	PATE
	NEWSPRINT PAPER	203,985		203,985	PAPIER JOURNAL
	PASS.AUTOS AND CHASSIS	1		1	VOITURES PART.,CHASSIS
	PORT TOTAL	522,906 *	*	522,906 *	TOTAL DU PORT
GRAND MANAN	FISH,FRESH OR FROZEN	10,271		10,271	POISSON,FRAIS OU CONG.
	CRUDE ANIMAL PROD.NES	893		893	PR.BRUTS DRIG.ANIM.NDA
	EQUIPMENT MISC.		4	4	MATERIEL DIVERS
	PORT TOTAL	11,164 *	4 *	11,168 *	TOTAL DU PORT
NEWCASTLE	BOLTS,ROUND TIMBER	7,108	500	7,608	BILLOTS,BOIS RONDS
	LEAD ORE AND CONC.	41,659		41,659	MINÉRAI,CONC.DE PLOMB
	ZINC ORE AND CONC.	87,047		87,047	MINÉRAI,CONC.DE ZINC
	LUMBER AND TIMBER	76		76	BOIS DŒUVRE ET CHARP.
	VENEER,PLYWOOD	2,309		2,309	PLACAGES,CONTRE-PLAQ.
	PULP	147,141		147,141	PATE
	NEWSPRINT PAPER	4,441		4,441	PAPIER JOURNAL
	PAPERBOARD	6,542		6,542	CARTON
	STRUCTURAL SHAPES		423	423	PROFILES DE CONSTRUCT.
	MACHINERY NES		163	163	MACHINES NDA
	PORT TOTAL	296,323 *	1,086 *	297,409 *	TOTAL DU PORT
SAINT JOHN	CATTLE	368		368	BOVINS
	MEAT,FRESH OR FROZEN	2	1,295	1,297	VIANDE,FRAICHE / CONG.
	MEAT,CURED	23		23	VIANDE FUMÉE OU SALEE
	MEAT AND MEAT PREP.NES	540	1,939	2,479	VIANDES ET PREP.NDA
	FISH,FRESH OR FROZEN	1,733		1,733	POISSON,FRAIS OU CONG.
	FISH,SALTED OR CURED	1,576		1,576	POISSON,SALE OU FUME
	FISH,CANNED	2,864	50	2,914	POISSON EN BOITES
	LOBSTER		275	275	HOMARD
	SHELL FISH,NES	66	946	1,012	MOLLUSQUES CRUST.,NDA
	BUTTER	1,200		1,200	BEURRE
	CHEESE	2	355	357	FROMMAGE
	MILK POWDER	12,543		12,543	LAIT EN POUVRE
	DAIRY PROD.EGGS,HONEY	307	321	628	PROD.LAIT.,ŒUFS,MIEL
	OATS	2,528		2,528	AVOÏNE
	WHEAT	483,952		483,952	BLÉ
	CEREALS UNMILLED,NES		11	11	CÉREALES NON MOUL.,NDA
	CORN MEAL AND FLOUR	67		67	SEMOLLE,FARINE DE MAÏS
	MALT AND MALT FLOUR	2,207		2,207	MALT ET FARINE DE MALT
	WHEAT FLOUR	142,019		142,019	FARINE DE BLÉ
	CEREALS MILLED,NES	114		114	CÉREALES MOULJES,NDA
	BAKERY PROD.INC.FROZEN	4		4	PROD.BOUL.,PROD.CONG.
	MACARONI,CEREAL PROD.	94	780	874	PÂTES ALIM.PROD.CÉREAL
	APPLES	290	1,577	1,867	POMMES
	FRESH FRUITS,BERRIES		1,071	1,071	FRUITS, BAIES FRAIS
	FROZEN FRUITS, BERRIES		28	28	FRUITS, BAIES CONGÉLÉS
	DRIED FRUITS		5	5	FRUITS SÈCS
	FRUIT JUICES	52	305	357	JUS DE FRUIT

TABLE 6. CARGOES HANDLED AT CANADIAN PORTS, TO AND FROM FOREIGN COUNTRIES, IN 1976

TABLEAU 6. MARCHANDISES MANUTENTIONNEES DANS LES PORTS CANADIENS, A DESTINATION OU EN PROVENANCE DE PAYS ETRANGERS, EN 1976

PORT PORT	COMMODITY	TONS LOADED TONNES CHARGEES	TONS UNLOADED TONNES DECHARGEES	TOTAL TOTAL	MARCHANDISES
SAINT JOHN (CONTO. - SUITE)	FRUIT PULP, PUREE		6	6	PULPE DE FRUIT, PUREE
	FRUITS, PREP. CANNED	85	4,640	4,725	FRUITS PREP. EN BOITE
	NUTS, EXC. OIL NUTS NES		1,014	1,014	NOIX, SAUF OLEAG. NDA
	POTATOES	110,441		110,441	POMMES DE TERRE
	VEGETABLES, FRESH	16	463	479	LEGUMES, FRAIS
	VEGETABLES, FROZEN	7,790		7,790	LEGUMES, CONGELES
	VEGETABLES, DRIED	7,797	53	7,850	LEGUMES, SECS
	VEGETABLE PREP. NES	11	192	203	PREP. DE LEGUMES NOA
	RAW SUGAR		243,187	243,187	SUCRE BRUT
	SUGAR, NES	10,598		10,598	SUCRE, NOA
	MOLASSES, CRUDE		11,790	11,790	MELASSE, BRUTE
	MOLASSES, REFINED	1		1	MELASSE, RAFFINEE
	SYRUP	11		11	SIROP
	SUGAR PREPARATIONS	4	360	364	PREP. A BASE DE SUCRE
	COCOA AND CHOCOLATE		468	468	CACAO ET CHOCOLAT
	COFFEE		963	963	CAFE
	TEA		1,361	1,361	THE
	SPICES	23	326	349	EPICES
	SHORTENING	168		168	GRAISSE CULINAIRE
	MISC. FOOD PREP. NES	776	220	996	OIV. PREP. ALIM. NDA
	HAY, FORAGE, STRAW	21		21	FOIN, FOURRAGE, PAILLE
	BRAN, SHORTS, MIDDLINGS	25		25	SON, ISSUES DE CEREALES
	GROUND CEREALS NES	7		7	CEREALES MOULUES NDA
	FEEDS, VEGETABLE ORIGIN	40	25	65	PROV. D'ORIGINE VEGETALE
	FEEDS OF ANIMAL ORIGIN	6		6	PROV. D'ORIGINE ANIMALE
	CONC. COMPLETE FEEDS	99		99	CONC., PROV. COMPLETEES
	ALE, BEER, STOUT, PORTER	90		90	ALE, BIERE, STOUT, PORTER
	WINES		100	100	VINS
	DIST. ALCOHOLIC BEV.	41	307	348	BOISS. ALCOOL. DIST.
	CIGARETTES	3		3	CIGARETTES
	TOBACCO NES		78	78	TABACS NOA
	CRUDE ANIMAL PROD. NES		11	11	PR. BRUTS ORIG. ANIM. NDA
	SEEDS FOR SOWING NES	33	153	186	GRAINES DE SEMENCE NOA
	OIL SEEDS, NUTS NES		46	46	GRAINES, NOIX OLEAG. NDA
	RUBBER, ALLIED GUMS, NAT		5,722	5,722	CAOUTCHOUC GOMMES NAT.
	CRUDE VEG. PROD. NES	20	2,061	2,081	PR. BRUTS ORIG. VEG. NDA
	WOOL AND ANIMAL HAIR		181	181	LAINES, POILS ANIMAL
	TEXTILE FIBRES NES	6	3,281	3,287	FIBRES TEXTILES NOA
	ORES AND CONC. NES	366	55	421	MINERAIS ET CONC. NDA
	IRON AND STEEL SCRAP	534		534	DECHETS DE FER, D'ACIER
	NON-FERROUS MET. SCRAP	53		53	DECHETS METAL. NON FER.
	CRUDE PETROLEUM		5,805,004	5,805,004	PETROLE BRUT
	ASBESTOS	53,294	136	53,430	AMIANTE
	CLAY MATERIALS NES	2		2	MATIERES ARGIL. NDA
	STONE, CRUDE NES		220	220	PIERRE BRUTE NOA
	SALT	180		180	SEL
	CRUDE NON-MET. MIN. NES	133	1	134	MIN. NON-MET. BRUTS NDA
	COTTON, TEXTILE WASTE	142		142	DECHETS DE COTON, TEXT.
	WASTE AND SCRAP NES	157	177	334	DECHETS ET REBUTS NDA
	LEATHER	77	172	249	CUIR
	RUBBER FAB. MATERIALS	347	51	398	OEMI-PROD. CAOUTCHOUC
	LUMBER AND TIMBER	9,849	1,032	10,881	BOIS D'OEUVRE ET CHARP.
	VENEER, PLYWOOD	3,036	1,689	4,725	PLACAGES, CONTRE-PLAQ.
	WOOD FAB. MATERIALS	12	729	741	OEMI-PRODUITS EN BOIS
	PULP	348,234	550	348,784	PATE
	NEWSPRINT PAPER	157,746	1,500	159,246	PAPIER JOURNAL
	PAPER NES	7,522		7,522	PAPIER NDA
	PAPERBOARD	16,986	43	17,029	CARTON
	BLOG. PAPER AND BOARD	158	62	220	PLAQ. CONSTR., PAP/CART.
	WET MACHINE BOARD	54	40	94	CARTON EN PATE PRESSE
	CORDAGE, TWINE, ROPE		567	567	CORDAGE, FICELLE, COROE
	JUTE WOVEN FABRICS		2,386	2,386	TISSUS DE JUTE
	TEXTILE FAB. MTL NES	203	2,184	2,387	OUVR. EN MAT. TEXT. NOA
	FISH, MARINE ANIMAL OIL	86		86	HUIL. DE POISSON, AN. MAR
	VEG. OILS, FATS NES	2,827	33	2,860	HUIL. MAT. GRAS. VEG. NDA
	OILS, FATS, WAXES NES	34	37	71	HUIL. MAT. GRAS. CIRE NDA
	METALLIC SALTS	429	78	507	SELS METALLIQUES
	INORGANIC CHEMS. NES	2,138	59,730	61,868	PROD. CHIM. INORG. NDA
	GLYCOL		1,014	1,014	GLYCOL
	ORGANIC CHEMICALS NES	511	94	605	PROD. CHIM. ORGAN. NDA
	EXPLOS., FUSES, CAPS		2	2	EXPLOS., AMORCES, DET.
	FERTILIZERS NES	18		18	ENGRAIS CHIMIQUE NOA
	AGRICULTURAL CHEMICALS	45		45	PROD. CHIM. AGRICOLES
	SYNTHETIC RUBBER	165	5	170	CAOUTCHOUC SYNTHETIQUE
	PLASTIC MATERIALS	532	140	672	MATIERES PLASTIQUES
	DYESTUFF, PIGMENT, PAINT	199	15	214	MAT. COLOR. PIG. PEINTURE
	CHEM. SPECIALTIES NES	314	12	326	PROD. CHIM. SPECIAUX NOA
	GASOLINE	90,702		90,702	ESSENCE
	FUEL OIL	63,129	17,127	80,256	MAZOUT
	LUBRICATING OIL, GREASE	123	11,028	11,151	HUILE, GRAISSE LUBRIF.
FERRO-ALLOYS	8	114	122	FERRO-ALLIAGES	
PRIMARY IRON, STEEL NES	28		28	FER, ACIER PRIMAIR. NOA	
CASTINGS, FORGINGS	86	398	484	MOUL. PIECES FORGEES	

TABLE 6. CARGOES HANDLED AT CANADIAN PORTS, TO AND FROM FOREIGN COUNTRIES, IN 1976

TABLEAU 6. MARCHANDISES MANUTENTIONNEES DANS LES PORTS CANADIENS, A DESTINATION OU EN PROVENANCE DE PAYS ETRANGERS, EN 1976

PORT PORT	COMMODITY	TONS LOADED TONNES CHARGÉES	TONS UNLOADED TONNES DECHARGÉES	TOTAL TOTAL	MARCHANDISES	
SAINT JOHN (CONTD. - SUITE)	BARS AND RODS, STEEL	218	4,456	4,674	BARRES ET TIGES ACIER	
	PLATE & SHEET STEEL	6,240	15,740	21,980	TOLES, FEUILLES D'ACIER	
	STRUCTURAL SHAPES	423	9,610	10,033	PROFILES DE CONSTRUCT.	
	RAILS & TRACK MATERIAL	3,521	48	3,569	RAILS, MAT. VOIE FERREE	
	PIPES, TUBES: IRON, STEEL	875	1,496	2,371	TUYAUX, TUBES: FER, ACIER	
	WIRE	269	709	978	FIL METALLIQUE	
	ALUMINUM	4,099	137	4,236	ALUMINIUM	
	COPPER AND ALLOYS	1,283	645	1,928	CUIVRE ET ALLIAGES	
	LEAD AND ALLOYS	951	168	1,119	PLOMB ET ALLIAGES	
	NICKEL AND ALLOYS	220	3	223	NICKEL ET ALLIAGES	
	ZINC AND ALLOYS	823		823	ZINC ET ALLIAGES	
	NON-FERROUS METALS NES	525	1,293	1,818	METAUX NON-FERREUX NDA	
	METAL FAB. BASIC PROD.	1,765	1,680	3,445	OUVR. DE BASE EN METAL	
	BUILDING BRICK, CLAY	10		10	BRIQ. A BATIR ARGILE	
	BRICKS, TILES NES	2,639	199	2,838	BRIQUES, TUILES NDA	
	GLASS BASIC PRODUCTS	1,576	141	1,717	OUVR. DE BASE EN VERRE	
	ASBESTOS BASIC PROD.	800	615	1,415	OUVR. DE BASE AMIANTE	
	CEMENT	72		72	CIMENT	
	CEMENT BASIC PROD.	2		2	OUVR. DE BASE CIMENT	
	NON-MET. MIN. BASIC PROD	278	420	698	PROD. MIN. NON-MET. BASE	
	MISC. FABRICATED PROD.	675	325	1,000	OUVRAGES DIVERS	
	TRACTORS	2,396	2,184	4,580	TRACTEURS	
	MACHINERY NES	13,296	2,565	15,861	MACHINES NDA	
	RAILWAY ROLLING STOCK	1,930		1,930	MAT. ROUL. OE CH. DE FER	
	PASS. AUTOS AND CHASSIS	29,143	14	29,157	VOITURES PART., CHASSIS	
	TRUCKS AND CHASSIS	465		465	CAMIONS ET CHASSIS	
	MOTOR VEHICLE ENGINES	7,374	114	7,488	MOTEURS DE VEH. AUTOM.	
	ROAD MOTOR VEH. NES	2,971	8	2,979	VEH. AUTOM. ROUTIERS NDA	
	SHIPS, AIRCRAFT, MIS. VEH	157	1,936	2,093	NAVIRES, AVIONS, VEH. DIV	
	RUBBER TIRES AND TUBES	117	9	126	PNEUS, CHAMBRES A AIR	
	EQUIPMENT MISC.	6,387	1,287	7,674	MATERIEL DIVERS	
	PERSONAL, HSEHOLD GOODS	1,100	2,091	3,191	ART. PERS. ET MENAGERS	
	FIREARMS, AMMUNITION	48	14	62	ARMES A FEU, MUNITIONS	
	CONTAINERS, CLOSURES	3,376	991	4,367	CONTENEURS, FERMETURES	
	MISC. END PRODUCTS NES	1,263	449	1,712	PRODUITS FINIS DIV. NDA	
	GENERAL CARGO	1,614	173	1,787	MARCHANDISES DIVERSES	
	CONTAINERIZED FREIGHT	607,276	420,286	1,027,562	FRET CONTENEURESE	
	PORT TOTAL	2,257,299 *	6,662,197 *	8,919,496 *	TOTAL DU PORT	
	ST. ANDREWS	FISH, FRESH OR FROZEN	3,953	9,713	13,666	POISSON, FRAIS OU CONG.
		FISH, SALTED OR CURED	161		161	POISSON, SALE OU FUME
		FISH, CANNED		1,864	1,864	POISSON EN BOTES
		MISC. FOOD PREP. NES	2		2	DIV. PREP. ALIM. NDA
		RAW HIDES AND SKINS		2	2	PEAUX ET CUIRS BRUT
		SALT	1,754	30	1,784	SEL
		CORDAGE, TWINE, ROPE		4	4	CORDAGE, FICELLE, CORDE
PLATE & SHEET STEEL			379	379	TOLES, FEUILLES D'ACIER	
MACHINERY NES			2	2	MACHINES NDA	
CONTAINERS, CLOSURES		10	92	102	CONTENEURS, FERMETURES	
PORT TOTAL		5,880 *	12,086 *	17,966 *	TOTAL DU PORT	
ST. STEPHEN		FUEL OIL		46,399	46,399	MAZOUT
		PORT TOTAL	*	46,399 *	46,399 *	TOTAL DU PORT
N.B. - NES/NDA		FISH, FRESH OR FROZEN	5,681	277	5,958	POISSON, FRAIS OU CONG.
		MISC. FOOD PREP. NES		5	5	DIV. PREP. ALIM. NDA
	CRUDE ANIMAL PROD. NES	263		263	PR. BRUTS ORIG. ANIM. NDA	
	PULPWOOD	10,942		10,942	BOIS A PATE	
	SAND AND GRAVEL		3,020	3,020	SABLE ET GRAVIERS	
	EQUIPMENT MISC.		1	1	MATERIEL DIVERS	
	PORT TOTAL	16,886 *	3,303 *	20,189 *	TOTAL DU PORT	
	PROVINCE TOTAL	3,282,668 **	6,850,616 **	10,133,284 **	TOTAL DE LA PROVINCE	
QUEBEC / QUEBEC BAIE COMEAU	BARLEY	1,440,617		1,440,617	ORGE	
	CORN	409,418	283,189	692,607	MAIS	
	WHEAT	1,156,954	231,745	1,388,699	BLE	
	VEGETABLES, DRIED		21,166	21,166	LEGUMES, SECS	
	CONC. COMPLETE FEEDS	1,987		1,987	CONC., PROV. COMPLETEES	
	SOYA BEANS	245,786	243,359	489,145	GRAINE DE SOYA	
	ALUMINA, BAUXITE ORES		297,986	297,986	MINERAIS ALUMINE, BAUX.	
	CLAY MATERIALS NES		302	302	MATIERES ARGIL. NDA	
	SALT		19,838	19,838	SEL	
	NEWSPRINT PAPER	319,398		319,398	PAPIER JOURNAL	
	INORGANIC CHEMS. NES		13,682	13,682	PROD. CHIM. INORG. NDA	
	COKE		68,355	68,355	COKE	
	COAL TAR, PITCH		29,871	29,871	GOUDRON, BRAI DE BOUIL.	
	BARS AND RODS, STEEL		1,387	1,387	BARRES ET TIGES ACIER	
	ALUMINUM	21,718		21,718	ALUMINIUM	
	BRICKS, TILES NES		304	304	BRIQUES, TUILES NDA	
	NON-MET. MIN. BASIC PROD		405	405	PROD. MIN. NON-MET. BASE	
	CONTAINERS, CLOSURES		1,495	1,495	CONTENEURS, FERMETURES	
	PORT TOTAL	3,595,878 *	1,213,084 *	4,808,962 *	TOTAL DU PORT	

TABLE 6. CARGOES HANDLED AT CANADIAN PORTS, TO AND FROM FOREIGN COUNTRIES, IN 1976

TABLEAU 6. MARCHANDISES MANUTENTIONNEES DANS LES PORTS CANADIENS, A DESTINATION OU EN PROVENANCE DE PAYS ETRANGERS, EN 1976

PORT PORT	COMMODITY	TONS LOADED TONNES CHARGÉES	TONS UNLOADED TONNES DECHARGÉES	TOTAL TOTAL	MARCHANDISES
CAP CHAT	LUMBER AND TIMBER PORT TOTAL	11,611 11,611 *	* *	11,611 11,611 *	BOIS D'OEUVRE ET CHARP. TOTAL DU PORT
CARLETON	LUMBER AND TIMBER PORT TOTAL	13,901 13,901 *	* *	13,901 13,901 *	BOIS D'OEUVRE ET CHARP. TOTAL DU PORT
CHANDLER	NEWSPRINT PAPER PORT TOTAL	66,687 66,687 *	* *	66,687 66,687 *	PAPIER JOURNAL TOTAL DU PORT
CHICOUTIMI	FERRO-ALLOYS PORT TOTAL	1,200 1,200 *	* *	1,200 1,200 *	FERRO-ALLIAGES TOTAL DU PORT
GASPE	SULPHURIC ACID PORT TOTAL	185,097 185,097 *	* *	185,097 185,097 *	ACIDE SULFURIQUE TOTAL DU PORT
GRINDSTONE	CATTLE FISH, FRESH OR FROZEN MACHINERY NES MOTOR VEHICLE ENGINES PORT TOTAL	 300 300 *	55 132 160 347 *	55 300 132 160 647 *	BOVINS POISSON, FRAIS OU CONG. MACHINES NDA MOTEURS DE VEH. AUTOM. TOTAL DU PORT
HAVRE ST. PIERRE	TITANIUM ORE PORT TOTAL	298,269 298,269 *	* *	298,269 298,269 *	MINERAL DE TITANE TOTAL DU PORT
MONT LOUIS	LUMBER AND TIMBER PORT TOTAL	2,100 2,100 *	* *	2,100 2,100 *	BOIS D'OEUVRE ET CHARP. TOTAL DU PORT
MONTREAL	CATTLE LIVE ANIMALS, NES MEAT, FRESH OR FROZEN MEAT, CURED MEAT AND MEAT PREP. NES FISH, FRESH OR FROZEN FISH, SALTED OR CURED FISH, CANNED LOBSTER SHELL FISH, NES BUTTER CHEESE MILK POWDER DAIRY PROD., EGGS, HONEY BARLEY CORN OATS RYE WHEAT CORN MEAL AND FLOUR WHEAT FLOUR CEREALS MILLED, NES BAKERY PROD., INC. FROZEN MACARONI, CEREAL PROD. APPLES FRESH FRUITS, BERRIES DRIED FRUITS FRUIT JUICES FRUIT PULP, PUREE FRUIT, PRES. NOT CANNED FRUITS, PREP. CANNED PEANUTS NUTS, EXC. OIL NUTS NES POTATOES VEGETABLES, FRESH VEGETABLES, FROZEN VEGETABLES, DRIED VEGETABLE PREP. NES RAW SUGAR SUGAR, NES MOLASSES, CRUDE SYRUP SUGAR PREPARATIONS COCOA AND CHOCOLATE COFFEE TEA SPICES VINEGAR SHORTENING SAUSAGE SKINS, CASINGS MISC. FOOD PREP. NES HAY, FORAGE, STRAW GROUND CEREALS NES OIL SEED MEAL, CAKE NES FEEDS, VEGETABLE ORIGIN FEEDS OF ANIMAL ORIGIN	1,006 325 734 1,182 682 41 418 52 30 1,939 32,151 3,506 72,108 82,330 63,509 7,541 1,225,992 129 154,617 650 26 65 88 222 63 154 18 190 9 8 2,080 1,959 5 3,054 43 465 19 19 34 24 8 17 1,867 180 113 126 102 11	4 11 361 18 7 1,382 201 62 16,683 218,165 56,237 63 17 20 6 6,098 14,618 131 12,735 154 526 7,382 9 3,214 212 305 1,190 423,282 108,091 378 3,921 17,137 12,702 857 5 9 9 22 22 122 126 11	1,006 329 745 1,182 1,043 59 418 67 1,412 1,939 201 32,151 3,568 88,791 300,495 63,509 7,541 1,282,229 129 154,680 667 46 71 6,186 14,840 131 12,798 154 544 7,572 9 3,222 2,080 2,171 5 3,359 1,233 423,282 465 108,091 397 3,921 17,137 12,702 891 24 8 22 6,276 180 122 126 11	BOVINS ANIMAUX VIVANTS, NDA VIANDE, FRAICHE / CONG. VIANDE FUMÉE OU SALÉE VIANDES ET PREP. NDA POISSON, FRAIS OU CONG. POISSON, SALE OU FUME POISSON EN BOITES HOMARD MOLLUSQUES CRUST., NDA BEURRE FROMAGE LAIT EN POUCE PROD. LAIT., DELEG. MILL ORGE MAIS AVOINE SEIGLE BLE SEMOULE, FARINE DE MAIS FARINE DE BLE CEREALES MOULUES, NDA PROD. BOUL., PROD. CONG. PATES ALIM. PROD. CEREAL POMMES FRUITS, BAIES FRAIS FRUITS SECS JUS DE FRUIT PULPE DE FRUIT, PUREE CONS. FRUITS NON BOITE FRUITS PREP. EN BOITE CACAHUETES NOIX, SAUF OLEAG. NDA POMMES DE TERRE LEGUMES, FRAIS LEGUMES, CONGELES LEGUMES, SECS PREP. DE LEGUMES NDA SUCRE BRUT SUCRE, NDA MELASSE, BRUTE SIROP PREP. A BASE DE SUCRE CACAO ET CHOCOLAT CAFE THE EPICES VINAIGRE GRAISSE CULINAIRE BOYAUX A SAUCISSES DIV. PREP. ALIM. NDA FOIN, FOURRAGE, PAILLE CEREALES MOULUES NDA FAR. TOURT. OLEAG. NDA PROV. D'ORIGINE VEGETALE PROV. D'ORIGINE ANIMALE

TABLE 6. CARGOES HANDLED AT CANADIAN PORTS, TO AND FROM FOREIGN COUNTRIES, IN 1976

TABLEAU 6. MARCHANDISES MANUTENTIONNEES DANS LES PORTS CANADIENS, A DESTINATION OU EN PROVENANCE DE PAYS ETRANGERS, EN 1976

PORT PORT	COMMODITY	TONS LOADED TONNES CHARGÉES	TONS UNLOADED TONNES DECHARGÉES	TOTAL TOTAL	MARCHANDISES
MONTREAL (CONTD. - SUITE)	CONC.COMPLETE FEEDS	15,031	1	15,032	CONC.,PRCV.COMPLETES
	NON-ALCOHOLIC BEVERAGE	88	18	106	BOISSONS NON-ALCOOLIQ.
	WINES		2,296	2,296	VINS
	DIST.ALCOHOLIC BEV.	222	1,768	1,990	BOISS.ALCOOL.DIST.
	TOBACCO NES	42	655	697	TABACS NDA
	RAW HIDES AND SKINS	2,847	28	2,875	PEAUX ET CUIRS BRUT
	CRUDE ANIMAL PROD.NES	89	298	387	PR.BRUTS ORIG.ANIM.NDA
	SEEDS FDR SOWING NES	2	152	154	GRAINES DE SEMENCE NDA
	SOYA BEANS	20,844	34,436	55,280	GRAINE DE SOYA
	OIL SEEDS,NUTS NES		2,468	2,468	GRAINES,NOIX DLEAG.NDA
	NURSERY,GREENHSE STOCK		59	59	PROD.PEPINIERE,SERRE
	RUBBER,ALLIED GUMS,NAT		6,358	6,358	CAOUTCHOUC GOMMES NAT.
	CRUDE VEG.PROD.NES	13	291	304	PR.BRUTS ORIG.VEG.NDA
	LOGS	271		271	BILLES
	BOLTS,ROUND TIMBER	13,082	418	13,500	BILLOTS,BOIS RONOS
	CRUDE WOOD MTLs. NES		131	131	MATIERES BOIS BRUT NDA
	WOOL AND ANIMAL HAIR		1,122	1,122	LAIN,POILS DANIMAL
	TEXTILE FIBRES NES	652	10,758	11,410	FIBRES TEXTILES NDA
	ALUMINA,BAUXITE DRES		25,071	25,071	MINERAIS ALUMINE,BAUX.
	IRON ORE AND CONC	15,628		15,628	MINERAI,CONC.DE FER
	MANGANESE ORE		201,893	201,893	MINERAI DE MANGANESE
	DRES AND CONC.NES	281	42,885	43,166	MINERAIS ET CONC.NDA
	IRON AND STEEL SCRAP	87,844		87,844	DECHETS DE FER,ACIER
	NON-FERROUS MET.SCRAP	4,962	682	5,644	DECHETS METAL.NON FER.
	COAL,BITUMINOUS		218,840	218,840	CHARBDN BITUMINEUX
	ASBESTOS	77,527	5,551	83,078	AMIANTE
	CLAY MATERIALS NES	18	11	29	MATIERES ARGIL.NDA
	SAND AND GRAVEL	5		5	SABLE ET GRAVIERS
	STONE,CRUDE NES	1,031	8,150	9,181	PIERRE BRUTE NDA
	FLUORSPAR	10,102	28,847	38,949	SPATH FLUOR
	SALT	5,150	351,504	356,654	SEL
	CRUDE NON-MET.MIN.NES	20,933	23,545	44,478	MIN.NON-MET.BRUTS NDA
	COTTON,TEXTILE WASTE	1,952	10	1,962	DECHETS DE COTON,TEXT.
	WASTE AND SCRAP NES	2,161	116	2,277	DECHETS ET REBUTS NDA
	LEATHER	277	95	372	CUIR
	RUBBER FAB.MATERIALS	331	53	384	DEMI-PROD.CAOUTCHOUC
	LUMBER AND TIMBER	26,939	4,929	31,868	BOIS OEUVRE ET CHARP.
	SHINGLES AND SHAKES	49		49	BARDEAUX,BARD.FACADE
	VENEER,PLYWOOD	47	39,865	39,912	PLACAGES,CONTRE-PLAQ.
	CCOPERAGE STOCK	245		245	DEMI-PROD.TONNELLERIE
	WOOD FAB.MATERIALS	831	6,092	6,923	DEMI-PRODUITS EN BOIS
	PULP	41,193		41,193	PATE
	NEWSPRINT PAPER	29,238		29,238	PAPIER JOURNAL
	PAPER NES	14,641	41	14,682	PAPIER NDA
	PAPERBOARD	454	1,474	1,928	CARTON
	BLDG.PAPER AND BOARD	5,161	5,501	10,662	PLAQ.CONSTR.,PAP/CART.
	WFT MACHINE BOARD	27	6	33	CARTON EN PATE PRESSE
	CORDAGE,TWINE,ROPE		1,080	1,080	CORDAGE,FICELLE,CORDE
	JUTE WOVEN FABRICS		24,442	24,442	TESSUS DE JUTE
	TEXTILE FAB.MTL NES	1,643	17,492	19,135	OUVR.EN MAT.TEXT.NDA
	ANIMAL OILS,EXC.MARINE	35,197		35,197	HUIL.ANIM.SAUF AN.MAR.
	FISH,MARINE ANIMAL OIL		11	11	HUIL.DE POISSON,AN.MAR
	VEG.OILS,FATS NES	10,841	13,579	24,420	HUIL.MAT.GRAS.VEG.NDA
	OILS,FATS,WAXES NES	546	384	930	HUIL.MAT.GRAS.CIRE NDA
	SULPHURIC ACID	3		3	ACIDE SULFURIQUE
	METALLIC SALTS	756	5,093	5,849	SELS METALLIQUES
	INORGANIC CHEMS. NES	8,732	20,336	29,068	PROD.CHIM.INORG.NDA
	GLYCOL		3,312	3,312	GLYCOL
	ORGANIC CHEMICALS NES	136,329	22,367	158,696	PROD.CHIM.ORGAN.NDA
	FERTILIZERS NES	2,820	28,107	30,927	ENGRAIS CHIMIQUE NDA
	AGRICULTURAL CHEMICALS	72	1,821	1,893	PROD.CHIM.AGRICOLES
	SYNTHETIC RUBBER	725	5	730	CAOUTCHOUC SYNTHETIQUE
	PLASTIC MATERIALS	1,809	97	1,906	MATIERES PLASTIQUES
	DYESTUFF,PIGMENT,PAINT	246	47	293	MAT.COLOR.PIG.PEINTURE
	CHEM.SPECIALTIES NES	3,282	132	3,414	PROD.CHIM.SPECIALIAUX NDA
GASOLINE	20,335		20,335	ESSENCE	
FUEL OIL	788,400	719,427	1,507,827	MAZOUT	
LUBRICATING OIL,GREASE	1,037	40	1,077	HUILE,GRAISSE LUBRIF.	
COKE	23,610		23,610	COKE	
ASPHALTS,ROAD OILS	20		20	ASPHALTE,BITUME LIQD.	
PETROL,COAL PROD.NES	4,108	17,116	21,224	DERIVE PETR.CHARB.NDA	
FERRO-ALLOYS	4,318	6,791	11,109	FERRO-ALLIAGES	
PRIMARY IRON,STEEL NES	640	2,264	2,904	FER,ACIER PRIMAIR.NDA	
CASTINGS,FORGINGS	616	450	1,066	MOUL.PIECES FORGEES	
BARs AND RODS,STEEL	27,957	40,181	68,138	BARRES ET TIGES ACIER	
PLATE & SHEET STEEL	49,392	39,171	88,563	TOLES,FEUILLES DACIER	
STRUCTURAL SHAPES	15,981	85,569	101,550	PROFILES DE CONSTRUCT.	
RAILS & TRACK MATERIAL	1,581	2,151	3,732	RAILS,MAT.VOIE FERREE	
PIPES,TUBES:IRON,STEEL	8,329	9,566	17,895	TOYAUX,TUBES:FER,ACIER	
WIRE	751	2,269	3,020	FIL METALLIQUE	
ALUMINIUM	13,356	914	14,270	ALUMINIUM	
COPPER AND ALLOYS	49,357	4,202	53,559	CUIVRE ET ALLIAGES	
LEAD AND ALLOYS	24	552	576	PLOMB ET ALLIAGES	

TABLE 6. CARGOES HANDLED AT CANADIAN PORTS, TO AND FROM FOREIGN COUNTRIES, IN 1976

TABLEAU 6. MARCHANDISES MANUTENTIONNEES DANS LES PORTS CANADIENS, A DESTINATION OU EN PROVENANCE DE PAYS ETRANGERS, EN 1976

PORT PORT	COMMODITY	TONS LOADED TONNES CHARGEES	TONS UNLOADED TONNES DECHARGEES	TOTAL TOTAL	MARCHANDISES	
MONTREAL (CONTO. - SUITE)	NICKEL AND ALLOYS	819	149	968	NICKEL ET ALLIAGES	
	ZINC AND ALLOYS	7,906	1,050	8,956	ZINC ET ALLIAGES	
	NON-FERROUS METALS NES	1,861	2,658	4,519	METAUX NON-FERREUX NDA	
	METAL FAB. BASIC PROD.	3,798	5,257	9,055	OUVR. DE BASE EN METAL	
	BUILDING BRICK, CLAY	5		5	BRIQ. A BATIR ARGILE	
	BRICKS, TILES NES	3,729	543	4,272	BRIQUES, TUILES NDA	
	GLASS BASIC PRODUCTS	551	3,862	4,413	OUVR. DE BASE EN VERRE	
	ASBESTOS BASIC PROD.	33	100	133	OUVR. DE BASE AMIANTE	
	CEMENT	51,376		51,376	CIMENT	
	CEMENT BASIC PROD.	1,530		1,530	OUVR. DE BASE CIMENT	
	NON-MET. MIN. BASIC PROD	7,030	3,689	10,719	PROD. MIN. NON-MET. BASE	
	MISC. FABRICATED PROD.	212	268	480	OUVRAGES DIVERS	
	TRACTORS	2,834	7,617	10,451	TRACTEURS	
	MACHINERY NES	28,501	24,777	53,278	MACHINES NDA	
	RAILWAY ROLLING STOCK	5,684	136	5,820	MAT. ROUL. DE CH. DE FER	
	PASS. AUTOS AND CHASSIS	1,933	5,297	7,230	VOITURES PART., CHASSIS	
	BUSES AND CHASSIS	22		22	AUTOBUS ET CHASSIS	
	TRUCKS AND CHASSIS	1,694	63	1,757	CAMIONS ET CHASSIS	
	MOTOR VEHICLE ENGINES	2,518	1,045	3,563	MOTEURS DE VEH. AUTOM.	
	ROAD MOTOR VEH. NES	6,994	15	7,009	VEH. AUTOM. ROUTIERS NDA	
	SHIPS, AIRCRAFT, MIS. VEH	490	135	625	NAVIRES, AVIONS, VEH. DIV	
	RUBBER TIRES AND TUBES	133	43	176	PNEUS, CHAMBRES A AIR	
	EQUIPMENT MISC.	12,252	1,947	14,199	MATERIEL DIVERS	
	PERSONAL, HSEHOLD GOODS	3,625	9,150	12,775	ART. PERS. ET MENAGERS	
	FIREARMS, AMMUNITION	169	19	188	ARMES A FEU, MUNITIONS	
	CONTAINERS, CLOSURES	2,240	123	2,363	CONTENEURS, FERMETURES	
	MISC. END PRODUCTS NES	34,242	1,897	36,139	PRODUITS FINIS DIV. NDA	
	GENERAL CARGO	11,084	9,440	20,524	MARCHANDISES DIVERSES	
	CONTAINERIZED FREIGHT	1,038,668	774,675	1,813,343	FRET CONTENEURESE	
	PORT TOTAL	4,504,713 *	3,859,949 *	8,364,662 *	TOTAL DU PORT	
	CONTRECOEUR	RAW SUGAR		9,520	9,520	SUCRE BRUT
		IRON ORE AND CONC	484,775	1,089,840	1,574,615	MINERAI, CONC. DE FER
		MANGANESE ORE	15,017	29,384	44,401	MINERAI DE MANGANESE
ORES AND CONC. NES		20,539	26,218	46,757	MINERAIS ET CONC. NDA	
IRON AND STEEL SCRAP		79,316		79,316	DECHETS DE FER, D'ACIER	
SAND AND GRAVEL		10,080		10,080	SABLE ET GRAVIERS	
FLUORSPAR		18,033	18,845	36,878	SPATH FLUOR	
PHOSPHATE ROCK			110,323	110,323	ROCHE PHOSPHATEE	
FERTILIZERS NES			5,787	5,787	ENGRAIS CHIMIQUE NDA	
COKE		201,166	266,376	467,542	COKE	
PRIMARY IRON, STEEL NES		3,131		3,131	FER, ACIER PRIMAIR. NDA	
BARNS AND RODS, STEEL		111		111	BARRES ET TIGES ACIER	
PLATE & SHEET STEEL		29		29	TOLES, FEUILLES D'ACIER	
PORT TOTAL		832,197 *	1,556,293 *	2,388,490 *	TOTAL DU PORT	
NEW RICHMOND		LUMBER AND TIMBER	2,576		2,576	BOIS D'OEUVRE ET CHARP.
		PAPERBOARD	15,494		15,494	CARTON
	PORT TOTAL	18,070 *		18,070 *	TOTAL DU PORT	
POINT AU PIC	ASBESTOS	602		602	AMIANTE	
	LUMBER AND TIMBER	3,680		3,680	BOIS D'OEUVRE ET CHARP.	
	NEWSPRINT PAPER	1,736		1,736	PAPIER JOURNAL	
	FUEL OIL		14,085	14,085	MAZOUT	
PORT TOTAL	6,018 *	14,085 *	20,103 *	TOTAL DU PORT		
PORT ALFREO	ALUMINA, BAUXITE ORES		1,071,736	1,071,736	MINERAIS ALUMINE, BAUX.	
	SAND AND GRAVEL		7,380	7,380	SABLE ET GRAVIERS	
	FLUORSPAR		23,654	23,654	SPATH FLUOR	
	LUMBER AND TIMBER	8,924		8,924	BOIS D'OEUVRE ET CHARP.	
	PULP	8,917		8,917	PATE	
	NEWSPRINT PAPER	79,817		79,817	PAPIER JOURNAL	
	PAPERBOARD	966		966	CARTON	
	METALLIC SALTS	2,286	12	2,298	SELS METALLIQUES	
	INORGANIC CHEMS. NES	2,200	41,895	44,095	PROD. CHIM. INORG. NDA	
	FUEL OIL		31,125	31,125	MAZOUT	
	COKE	7,700	76,768	84,468	COKE	
	BARNS AND RODS, STEEL		1,111	1,111	BARRES ET TIGES ACIER	
	STRUCTURAL SHAPES		479	479	PROFILES DE CONSTRUCT.	
	ALUMINIUM	46,267		46,267	ALUMINIUM	
	NON-FERROUS METALS NES		19	19	METAUX NON-FERREUX NDA	
	BRICKS, TILES NES		548	548	BRIQUES, TUILES NDA	
	EQUIPMENT MISC.	3		3	MATERIEL DIVERS	
GENERAL CARGO		1	1	MARCHANDISES DIVERSES		
PORT TOTAL	157,080 *	1,254,728 *	1,411,808 *	TOTAL DU PORT		
PORT CARTIER	BARLEY	225,420	23,970	249,390	ORGE	
	CORN	1,258,976	1,166,360	2,425,336	MAIS	
	RYE	43,385		43,385	SEIGLE	
	WHEAT	2,108,880	432,976	2,541,856	BLE	
	VEGETABLES, DRIED		5,401	5,401	LEGUMES, SECS	
	SOYA BEANS	161,660	119,472	281,132	GRAINE DE SOYA	
	BOLTS, ROUND TIMBER		1,350	1,350	BILLOTS, BOIS RONDS	

TABLE 6. CARGOES HANDLED AT CANADIAN PORTS, TO AND FROM FOREIGN COUNTRIES, IN 1976

TABLEAU 6. MARCHANDISES MANUTENTIONNEES DANS LES PORTS CANADIENS, A DESTINATION OU EN PROVENANCE DE PAYS ETRANGERS, EN 1976

PORT PORT	COMMODITY	TONS LOADED TONNES CHARGÉES	TONS UNLOADED TONNES DECHARGÉES	TOTAL TOTAL	MARCHANDISES
PORT CARTIER (CONTD. - SUITE)	IRON ORE AND CONC	15,786,472		15,786,472	MINERAI, CONC. DE FER
	PULP	52,404		52,404	PATE
	INORGANIC CHEMS. NES		25,803	25,803	PROD. CHIM. INORG. NDA
	RAILS & TRACK MATERIAL		3,499	3,499	RAILS, MAT. VOIE FERREE
	CONTAINERS, CLOSURES		300	300	CONTENEURS, FERMETURES
	PORT TOTAL	19,637,197 *	1,779,131 *	21,416,328 *	TOTAL DU PORT
QUEBEC	BARLEY	171,237		171,237	ORGE
	CORN	83,882	190,271	274,153	MAIS
	RYE	3,637		3,607	SEIGLE
	WHEAT	1,384,358	9,300	1,393,658	BLE
	FROZEN FRUITS, BERRIES	233		233	FRUITS, BAIES CONGELES
	RAW SUGAR		1,514	1,514	SUCRE BRUT
	MISC. FOOD PREP. NES	8		8	DIV. PREP. ALIM. NDA
	CONC. COMPLETE FEEDS	7,821		7,821	CONC., PROV. COMPLETES
	FLAXSEED	7,091		7,091	GRAINE DE LIN
	SOYA BEANS	7,100	7,104	14,204	GRAINE DE SOYA
	TEXTILE FIBRES NES	2		2	FIBRES TEXTILES NDA
	ALUMINA, BAUXITE DRES		54,940	54,940	MINERAI ALUMINE, BAUX.
	NICKEL-COPPER ORE	70,310		70,310	MINER. DE CUIVRE-NICKEL
	ZINC ORE AND CONC.	593,887		593,887	MINERAI, CONC. DE ZINC
	ORES AND CONC. NES		7,163	7,163	MINERAI ET CONC. NDA
	IRON AND STEEL SCRAP	125,368		125,368	DECHETS DE FER, DACIER
	SLAG, DROSS, BY-PRODUCTS		20,493	20,493	POUS. GUEUL. SCOR. PROD.
	COAL, BITUMINOUS		24,702	24,702	CHARBON BITUMINEUX
	CRUDE PETROLEUM		3,917,136	3,917,136	PETROLE BRUT
	ASBESTOS	5,785		5,785	AMIANTE
	CLAY MATERIALS NES		23,018	23,018	MATIERES ARGIL. NDA
	STONE, CRUDE NES	316		316	PIERRE BRUTE NDA
	SALT		86,696	86,696	SEL
	SULPHUR IN ORES	82,791		82,791	SOUFRE EN MINERAI
	LUMBER AND TIMBER	33,048		33,048	BOIS DOEUVRE ET CHARP.
	SHINGLES AND SHAKES	1		1	BARDEAUX, BARD. FACADE
	PULP	11,075		11,075	PATE
	NEWSPRINT PAPER	194,890		194,890	PAPIER JOURNAL
	PAPERBOARD	1,452	542	1,994	CARTON
	BLDG. PAPER AND BOARD	23		23	PLAQ. CONSTR., PAP/CART.
	TEXTILE FAB. MTL NES	1		1	OUVR. EN MAT. TEXT. NDA
	ANIMAL OILS, EXC. MARINE	7,563		7,563	HUIL. ANIM. SAUF AN. MAR.
	OILS, FATS, WAXES NES	11		11	HUIL. MAT. GRAS. CIRE NDA
	METALLIC SALTS		3,012	3,012	SELS METALLIQUES
	ORGANIC CHEMICALS NES	3,054		3,054	PROD. CHIM. ORGAN. NDA
	EXPLOS., FUSES, CAPS		154	154	EXPLOS., AMORCES, DET.
	FERTILIZERS NES		12,484	12,484	ENGRAIS CHIMIQUE NDA
	DYE STUFF, PIGMENT, PAINT	260		260	MAT. COLOR. PIG. PEINTURE
	CHEM. SPECIALTIES NES	2		2	PROD. CHIM. SPECIAUX NDA
	GASOLINE	19,571		19,571	ESSENCE
	FUEL OIL	252,005		252,005	MAZOUT
	COKE		21,938	21,938	COKE
	ASPHALTS, ROAD OILS	1,044		1,044	ASPHALTE, BITUME LIQD.
	BAR AND RODS, STEEL		1,628	1,628	BARRES ET TIGES ACIER
	PLATE & SHEET STEEL		1,099	1,099	TOLES, FEUILLES DACIER
	NICKEL AND ALLOYS		6,436	6,436	NICKEL ET ALLIAGES
	METAL FAB. BASIC PROD.		1,801	1,801	OUVR. DE BASE EN METAL
BRICKS, TILES NES	557		557	BRIQUES, TUILES NDA	
CEMENT	123		123	CIMENT	
TRACTORS	7	157	164	TRACTEURS	
MACHINERY NES	1,078	69	1,147	MACHINES NDA	
BUSES AND CHASSIS		9	9	AUTOBUS ET CHASSIS	
MOTOR VEHICLE ENGINES	4		4	MOTEURS DE VEH. AUTOM.	
ROAD MOTOR VEH. NES	390		390	VEH. AUTOM. ROUTIERS NDA	
SHIPS, AIRCRAFT, MIS. VEH	588	688	1,276	NAVIRES, AVIONS, VEH. DIV	
EQUIPMENT MISC.	1,251		1,251	MATERIEL DIVERS	
PERSONAL, HSEHOLD GOODS	1,265		1,265	ART. PERS. ET MENAGERS	
FIREARMS, AMMUNITION		141	141	ARMES A FEU, MUNITIONS	
MISC. END PRODUCTS NES	1,212		1,212	PRODUITS FINIS DIV. NDA	
GENERAL CARGO		198	198	MARCHANDISES DIVERSES	
CONTAINERIZED FREIGHT	398,053	303,417	701,470	FRET CONTENEURESE	
PORT TOTAL	3,472,324 *	4,696,110 *	8,168,434 *	TOTAL DU PORT	
RIMOUSKI	LUMBER AND TIMBER	21,734		21,734	BOIS DOEUVRE ET CHARP.
	NEWSPRINT PAPER	11,488		11,488	PAPIER JOURNAL
	EXPLOS., FUSES, CAPS	30	610	640	EXPLOS., AMORCES, DET.
	EQUIPMENT MISC.	2		2	MATERIEL DIVERS
	FIREARMS, AMMUNITION	849		849	ARMES A FEU, MUNITIONS
PORT TOTAL	34,103 *	610 *	34,713 *	TOTAL DU PORT	
SEPT ILES	IRON ORE AND CONC	26,095,231		26,095,231	MINERAI, CONC. DE FER
	IRON AND STEEL SCRAP	3,920		3,920	DECHETS DE FER, DACIER
	BENTONITE		158,172	158,172	BENTONITE
	LIMESTONE		29,357	29,357	PIERRE CALCAIRE
	SALT		10,908	10,908	SEL
	EXPLOS., FUSES, CAPS		317	317	EXPLOS., AMORCES, DET.

TABLE 6. CARGOES HANDLED AT CANADIAN PORTS, TO AND FROM FOREIGN COUNTRIES, IN 1976

TABLEAU 6. MARCHANDISES MANUTENTIONNEES DANS LES PORTS CANADIENS, A DESTINATION OU EN PROVENANCE DE PAYS ETRANGERS, EN 1976

PORT PORT	COMMODITY	TONS LOADED TONNES CHARGÉES	TONS UNLOADED TONNES DÉCHARGÉES	TOTAL TOTAL	MARCHANDISES
SEPT ILES (CONTO. - SUITE)	PLATE & SHEET STEEL		806	806	TOLES, FEUILLES D'ACIER
	RAILS & TRACK MATERIAL		9,610	9,610	RAILS, MAT. VOIE FERREE
	CONTAINERS, CLOSURES		34	34	CONTENEURS, FERMETURES
	PORT TOTAL	26,099,151 *	209,204 *	26,308,355 *	TOTAL DU PORT
POINTE NOIRE	IRON ORE AND CONC	3,182,642		3,182,642	MINERAI, CONC. DE FER
	BENTONITE		58,835	58,835	BENTONITE
	PORT TOTAL	3,182,642 *	58,835 *	3,241,477 *	TOTAL DU PORT
HARBOUR TOTAL - SEPT-ILES & POINTE-NOIRE		29,281,793 *	268,039 *	29,549,832 *	TOTAL DU HAVRE - SEPT-ILES & POINTE-NOIRE
SOREL	BARLEY	96,905	25,464	122,369	ORGE
	CORN	93,255	92,664	185,919	MAIS
	WHEAT	738,574	78,416	816,990	BLE
	HAY, FORAGE, STRAW	4,739		4,739	FOIN, FOURRAGE, PAILLE
	SOYA BEANS	37,241	37,422	74,663	GRAINE DE SOYA
	SLAG, DROSS, BY-PRODUCTS	790,809		790,809	POUS. GUEUL. SCOR. PROD.
	COAL, NES		243,516	243,516	CHARBON, NDA
	PIG IRON	475,324		475,324	FER EN GUEUSE
	PRIMARY IRON, STEEL NES	366		366	FER, ACIER PRIMAIR, NDA
	BARS AND RODS, STEEL		4,872	4,872	BARRÉS ET TIGES ACIER
	PLATE & SHEET STEEL		8,105	8,105	TOLES, FEUILLES D'ACIER
	STRUCTURAL SHAPES		9,275	9,275	PROFILES DE CONSTRUCT.
	PIPES, TUBES: IRON, STEEL		1,812	1,812	TUYAUX, TUBES: FER, ACIER
	WIRE		416	416	FIL METALLIQUE
	NICKEL AND ALLOYS		4,948	4,948	NICKEL ET ALLIAGES
	METAL FAB. BASIC PROD.	588		588	OUVR. DE BASE EN METAL
	MACHINERY NES		1,427	1,427	MACHINES NDA
	RAILWAY ROLLING STOCK		255	255	MAT. ROUL. DE CH. OE FER
	SHIPS, AIRCRAFT, MIS. VEH	200	2,424	2,624	NAVIRES, AVIONS, VEH. DIV
	EQUIPMENT MISC.		581	581	MATERIEL DIVERS
	CONTAINERS, CLOSURES	1		1	CONTENEURS, FERMETURES
PORT TOTAL	2,238,002 *	511,597 *	2,749,599 *	TOTAL DU PORT	
TROIS RIVIERES	BARLEY	82,531		82,531	ORGE
	CORN	158,760	166,506	325,266	MAIS
	WHEAT	595,528	26,079	621,607	BLE
	VEGETABLES, FRESH	2,933		2,933	LEGUMES, FRAIS
	VEGETABLES, DRIED	5,912		5,912	LEGUMES, SECS
	ALUMINA, BAUXITE ORES		54,548	54,548	MINERAIS ALUMINE, NDA
	COPPER ORE AND CONC.	15,700		15,700	MINERAI, CONC. CUIVRE
	IRON ORE AND CONC		9,250	9,250	MINERAI, CONC. DE FER
	ASBESTOS	5,806		5,806	AMIANTE
	KAOLIN		24,025	24,025	KAOLIN
	CLAY MATERIALS NES		6,000	6,000	MATIERES ARGIL. NDA
	SALT		13,000	13,000	SEL
	LUMBER AND TIMBER	1,900	6,525	8,425	BOIS D'OEUVRE ET CHARP.
	PULP		5,017	5,017	PATE
	NEWSPRINT PAPER	203,163		203,163	PAPIER JOURNAL
	INORGANIC CHEMS. NES	78	13,810	13,888	PROD. CHIM. INORG. NDA
	FERTILIZERS NES		12,500	12,500	ENGRAIS CHIMIQUE NDA
	FUEL OIL		29,957	29,957	MAZOUT
	COKE		51,443	51,443	COKE
	STRUCTURAL SHAPES		352	352	PROFILES DE CONSTRUCT.
	ALUMINIUM	3,589		3,589	ALUMINIUM
	NON-MET. MIN. BASIC PROD	51		51	PROD. MIN. NON-MET. BASE
	TRACTORS		875	875	TRACTEURS
	PASS. AUTOS AND CHASSIS		1	1	VOITURES PART., CHASSIS
	TRUCKS AND CHASSIS	38		38	CAMIONS ET CHASSIS
	EQUIPMENT MISC.	4		4	MATERIEL DIVERS
	CONTAINERS, CLOSURES	34		34	CONTENEURS, FERMETURES
MISC. END PRODUCTS NES	34		34	PRODUITS FINIS DIV. NDA	
PORT TOTAL	1,076,061 *	419,888 *	1,495,949 *	TOTAL DU PORT	
VALLEYFIELD	MEAT, FRESH OR FROZEN	324		324	VIANDE, FRAICHE / CONG.
	MEAT AND MEAT PREP. NES		585	585	VIANDES ET PREP. NDA
	FISH, FRESH OR FROZEN	147		147	POISSON, FRAIS OU CONG.
	CHEESE		80	80	FROMAGE
	MILK POWDER	424		424	LAIT EN POUVRE
	CEREALS UNMILLED, NES		11	11	CEREALES NON MDUL. NDA
	MACARONI, CEREAL PROD.		144	144	PATES ALIM. PROD. CEREAL
	APPLES		631	631	POMMES
	FRESH FRUITS, BERRIES		537	537	FRUITS, BAIES FRAIS
	FROZEN FRUITS, BERRIES	269		269	FRUITS, BAIES CONGELES
	FRUITS, PREP. CANNED	12		12	FRUITS PREP. EN BOITE
	NUTS, EXC. OIL NUTS NES		11	11	NOIX, SAUF OLEAG. NDA
	VEGETABLES, DRIED	330		330	LEGUMES, SECS
	VEGETABLE PREP. NES	1	12	13	PREP. DE LEGUMES NDA
	SUGAR PREPARATIONS		798	798	PREP. A BASE DE SUCRE
	COCOA AND CHOCOLATE		2,953	2,953	CACAO ET CHOCOLAT
	COFFEE		2,344	2,344	CAFE
	TEA		2,159	2,159	THE
	MISC. FOOD PREP. NES		401	401	DIV. PREP. ALIM. NDA
	NON-ALCOHOLIC BEVERAGE	17		17	BOISSONS NON-ALCOOLIC.
	WINE		27	27	VIN

TABLE 6. CARGOES HANDLED AT CANADIAN PORTS, TO AND FROM FOREIGN COUNTRIES, IN 1976

TABLEAU 6. MARCHANDISES MANUTENTIONNEES DANS LES PORTS CANADIENS, A DESTINATION OU EN PROVENANCE DE PAYS ETRANGERS, EN 1976

PORT PORT	COMMODITY	TONS LOADED TONNES CHARGEES	TONS UNLOADED TONNES DECHARGEES	TOTAL TOTAL	MARCHANDISES
VALLEYFIELD (CONTD. - SUITE)	DIST.ALCOMHOLIC BEV.	6	38	44	BDISS.ALCOL.DIST.
	CIGARETTES		5	5	CIGARETTES
	TOBACCO NES		3	3	TABACS NDA
	RAW HIDES AND SKINS	80	21	101	PEAUX ET CUIRS BRUT
	CRUDE ANIMAL PROD.NES	3		3	PR.BRUTS ORIG.ANIM.NDA
	OIL SEEDS,NUTS NES		226	226	GRAINES,NOIX OLEAG.NDA
	NURSERY,GREENHSE STOCK		10	10	PROD.PEPINIERE,SERRE
	CRUDE VEG.PROD.NES		103	103	PR.BRUTS ORIG.VEG.NDA
	WOOL AND ANIMAL HAIR		1	1	LAINES,POILS DANIMAL
	TEXTILE FIBRES NES		1,239	1,239	FIBRES TEXTILES NDA
	DRES AND CONC.NES		82	82	MINERAIS ET CONC.NDA
	NON-FERROUS MET.SCRAP	201		201	DECHETS METAL.NON FER.
	ASBESTOS	367	3	370	AMIANTE
	LEATHER		433	433	CUIR
	LUMBER AND TIMBER	49	1,230	1,279	BOIS D'OEUVRE ET CHARP.
	VENEER,PLYWOOD	29	28	57	PLACAGES,CONTRE-PLAQ.
	WOOD FAB.MATERIALS	16	120	136	DEMI-PRODUITS EN BOIS
	PULP	467		467	PATE
	NEWSPRINT PAPER	196		196	PAPIER JOURNAL
	PAPER NES	393		393	PAPIER NDA
	PAPERBOARD		146	146	CARTON
	BLOG.PAPER AND BOARD		58	58	PLAQ.CONSTR.,PAP/CART.
	CORDAGE,TWINE,ROPE		3,220	3,220	CORDEGE,FICELLE,CORDE
	JUTE WOVEN FABRICS		83	83	TISSUS DE JUTE
	TEXTILE FAB.MTL NES	3	3,212	3,215	OUVR.EN MAT.TEXT.NDA
	VEG.OILS,FATS NES		705	705	HUIL.MAT.GRAS.VEG.NDA
	OILS,FATS,WAXES NES	23	555	578	HUIL.MAT.GRAS.CIRE NDA
	SULPHURIC ACID	41,356		41,356	ACIDE SULFURIQUE
	INORGANIC CHEMS. NES	1,236	10,497	11,733	PROD.CHIM.INORG.NDA
	GLYCOL		363	363	GLYCOL
	ORGANIC CHEMICALS NES	6,337	11,826	18,163	PROD.CHIM.ORGAN.NDA
	FERTILIZERS NES	9,347		9,347	ENGRAIS CHIMIQUE NDA
	PLASTIC MATERIALS	114	25	139	MATIERES PLASTIQUES
	DYESTUFF,PIGMENT,PAINT	16		16	MAT.COLOR.PIG.PEINTURE
	PRIMARY IRON,STEEL NES	80		80	FER,ACIER PRIMAIR.NDA
	CASTINGS,FORGINGS	4		4	MDUL.PIECES FORGEES
	PLATE & SHEET STEEL		69	69	TOLES,FEUILLES D'ACIER
	STRUCTURAL SHAPES	111		111	PROFILES DE CONSTRUCT.
	WIRE		65	65	FIL METALLIQUE
	ALUMINIUM	529		529	ALUMINIUM
	ZINC AND ALLOYS	2,178	11,383	13,561	ZINC ET ALLIAGES
	NON-FERROUS METALS NES	5	56	61	METAUX NON-FERREUX NDA
	METAL FAB.BASIC PROD.		45	45	OUVR.DE BASE EN METAL
	BRICKS,TILES NES	827	81	908	BRIQUES,TUILES NDA
	ASBESTOS BASIC PROD.		1	1	OUVR.DE BASE AMIANTE
	NON-MET.MIN.BASIC PROD		53	53	PROD.MIN.NON-MET.BASE
	MISC.FABRICATED PROD.	22	105	127	OUVRAGES DIVERS
	TRACTORS		349	349	TRACTEURS
	MACHINERY NES	664	104	768	MACHINES NDA
	PASS.AUTOS AND CHASSIS	2	142	144	VOITURES PART.,CHASSIS
	MOTOR VEHICLE ENGINES	43	13	56	MOTEURS DE VEH.AUTOM.
	ROAD MOTOR VEH. NES	4		4	VEH.AUTOM.ROUTIERS NDA
	SHIPS,AIRCRAFT,MIS.VEH	4	21	25	NAVIRES,AVIONS,VEH.DIV
	RUBBER TIRES AND TUBES		19	19	PNEUS, CHAMBRES A AIR
	EQUIPMENT MISC.	375	474	849	MATERIEL DIVERS
	PERSONAL,HOUSEHOLD GOODS	51	250	301	ART.PERS.ET MENAGERS
	FIREARMS,AMMUNITION		110	110	ARMES A FEU,MUNITIONS
	CONTAINERS,CLOSURES	5	19	24	CONTENEURS,FERMETURES
	MISC. ENO PRODUCTS NES	12	66	78	PRODUITS FINIS DIV.NDA
	GENERAL CARGO	236	39	275	MARCHANDISES DIVERSES
	PORT TOTAL	66,915 *	58,419 *	125,334 *	TOTAL DU PORT
	QUEBEC-NORTH/NORD	ASBESTOS	214,282		214,282
GASOLINE			518	518	ESSENCE
FUEL OIL			12,404	12,404	MAZOUT
PORT TOTAL		214,282 *	12,922 *	227,204 *	TOTAL DU PORT
QUEBEC-NES/NDA	SALT		13,500	13,500	SEL
	COKE		6,608	6,608	COKE
	ROAD MOTOR VEH. NES	202		202	VEH.AUTOM.ROUTIERS NDA
	PORT TOTAL	202 *	20,108 *	20,310 *	TOTAL DU PORT
PROVINCE TOTAL	65,714,000 **	15,665,310 **	81,379,310 **	TOTAL DE LA PROVINCE	
ONTARIO / ONTARIO AMHERSTBURG	LIMESTONE		15,491	15,491	PIERRE CALCAIRE
	PORT TOTAL	*	15,491 *	15,491 *	TOTAL DU PORT
BADGELEY ISLAND	STONE,CRUDE NES	77,445		77,445	PIERRE BRUTE NDA
	PORT TOTAL	77,445 *	*	77,445 *	TOTAL DU PORT
BATH	CEMENT	27,624		27,624	CIMENT
	PORT TOTAL	27,624 *	*	27,624 *	TOTAL DU PORT

TABLE 6. CARGOES HANDLED AT CANADIAN PORTS, TO AND FROM FOREIGN COUNTRIES, IN 1976

TABLEAU 6. MARCHANDISES MANUTENTIONNEES DANS LES PORTS CANADIENS, A DESTINATION OU EN PROVENANCE DE PAYS ETRANGERS, EN 1976

PORT PORT	COMMODITY	TONS LOADED TONNES CHARGÉES	TONS UNLOADED TONNES DECHARGÉES	TOTAL TOTAL	MARCHANDISES
CARDINAL	CORN PORT TOTAL	*	141,315 141,315 *	141,315 141,315 *	MAIS TOTAL DU PORT
CLARKSON	COAL, BITUMINOUS DOLMITE LUBRICATING OIL, GREASE COKE CEMENT PORT TOTAL	10,120 279,255 289,375 *	27,393 1,505 96,749 125,647 *	27,393 10,120 1,505 96,749 279,255 415,022 *	CHARBON BITUMINEUX DOLOMITE HUILE, GRAISSE LUBRIF. COKE CEMENT TOTAL DU PORT
CORNWALL	COFFEE TEXTILE FIBRES NES WASTE AND SCRAP NES LUMBER AND TIMBER PULP NEWSPRINT PAPER PAPER NES PAPERBOARD TEXTILE FAB. MTL NES INORGANIC CHEM. NES ORGANIC CHEMICALS NES PLASTIC MATERIALS PIPES, TUBES: IRON, STEEL NICKEL AND ALLOYS BRICKS, TILES NES GLASS BASIC PRODUCTS CEMENT BASIC PROD. MACHINERY NES PASS. AUTOS AND CHASSIS TRUCKS AND CHASSIS RUBBER TIRES AND TUBES PERSONAL, HOUSEHOLD GOODS MISC. END PRODUCTS NES GENERAL CARGO PORT TOTAL	615 3 31 30,132 34 534 505 3 1,000 62 47 20 6 5 9 2 1 33,009 *	2 10,623 4 20,034 13,283 184 13 7 2 1 1 5 9 2 3 2 44,160 *	2 615 3 31 40,755 34 534 505 7 20,034 14,283 62 47 20 184 13 7 8 1 5 9 4 4 2 77,169 *	CAFÉ FIBRES TEXTILES NDA DECHETS ET REBUTS NDA BOIS D'OEUVRE ET CHARP. PÂTE PAPIER JOURNAL PAPIER NDA CARTON OUVR. EN MAT. TEXT. NDA PROD. CHIM. INORG. NDA PROD. CHIM. ORGAN. NDA MATIÈRES PLASTIQUES TUYAUX, TUBES: FER, ACIER NICKEL ET ALLIAGES BRIQUES, TUILES NDA OUVR. DE BASE EN VERRE OUVR. DE BASE CIMENT MACHINES NDA VOITURES PART., CHASSIS CAMIONS ET CHASSIS PNEUS, CHAMBRES À AIR ART. PERS. ET MENAGERS PRODUITS FINIS DIV. NDA MARCHANDISES DIVERSES TOTAL DU PORT
COURTRIGHT	COAL, BITUMINOUS LIMESTONE PORT TOTAL	*	27,553 36,813 64,366 *	27,553 36,813 64,366 *	CHARBON BITUMINEUX PIERRE CALCAIRE TOTAL DU PORT
DEPOT HARBOUR	IRON ORE AND CONC PORT TOTAL	713,507 713,507 *	*	713,507 713,507 *	MINÉRAI, CONC. DE FER TOTAL DU PORT
GODERICH	CORN SALT PORT TOTAL	754,550 754,550 *	12,065 12,065 *	12,065 754,550 766,615 *	MAIS SEL TOTAL DU PORT
HAMILTON	MEAT, CURED FRUIT JUICES FRUIT, PRES. NOT CANNED FRUITS, PREP. CANNED NUTS, EXC. OIL NUTS NES VEGETABLES, DRIED VEGETABLE PREP. NES MOLASSES, CRUDE COCOA AND CHOCOLATE TEA SPICES MISC. FOOD PREP. NES SOYA, OIL MEAL, CAKE CONC. COMPLETE FEEDS NON-ALCOHOLIC BEVERAGE WINES DIST. ALCOHOLIC BEV. SOYA BEANS RUBBER, ALLIED GUMS, NAT TEXTILE FIBRES NES IRON ORE AND CONC MANGANESE ORE ORES AND CONC. NES IRON AND STEEL SCRAP COAL, BITUMINOUS CLAY MATERIALS NES SAND AND GRAVEL FLUORSPAR SALT COTTON, TEXTILE WASTE LUMBER AND TIMBER VENEER, PLYWOOD WOOD FAB. MATERIALS PULP NEWSPRINT PAPER CORDAGE, TWINE, RDPE	21 8 274 22 8,708 25 11 104 818	31 59 39 279 115 11,787 551 11 20 40 582 140,527 14 3,527 1,913,643 9,783 1,928 4,846,445 18,000 160,434 21,600 58,238 1,129 111 5 550 1,501	21 31 59 47 279 274 115 11,787 551 11 20 22 8,708 25 40 582 11 140,527 14 3,527 1,913,643 9,783 1,928 4,846,445 18,000 160,434 21,600 58,238 104 1,129 111 5 550 818 1,501	VIANDE CUREE OU SALLEE JUS DE FRUIT CONS. FRUITS NON BOITE FRUITS PREP. EN BOITE NOIX, SAUF OLEAG. NDA LEGUMES, SECS PREP. DE LEGUMES NDA MELASSE, BRUTE CACAO ET CHOCOLAT THE EPICES DIV. PREP. ALIM. NDA FARINE TOURT. GR. SOYA CONC., PROD. COMPLETES BOISSONS NON-ALCOOLIQ. VINS BOISS. ALCOOL. DIST. GRAINE DE SOYA CAOUTCHOUC GOMMES NAT. FIBRES TEXTILES NDA MINÉRAI, CONC. DE FER MINÉRAI DE MANGANESE MINÉRAIS ET CONC. NDA DECHETS DE FER, D'ACIER CHARBON BITUMINEUX MATIÈRES ARGIL. NDA SABLE ET GRAVIERS SPATH FLUOR SEL DECHETS DE COTON, TEXT. BOIS D'OEUVRE ET CHARP. PLACAGES, CONTRE-PLAQ. DEMI-PRODUITS EN BOIS PÂTE PAPIER JOURNAL CORDAGE, FICELLE, CORDE

TABLE 6. CARGOES HANDLED AT CANADIAN PORTS, TO AND FROM FOREIGN COUNTRIES, IN 1976

TABLEAU 6. MARCHANDISES MANUTENTIONNEES DANS LES PORTS CANADIENS, A DESTINATION OU EN PROVENANCE DE PAYS ETRANGERS, EN 1976

PORT PORT	COMMODITY	TONS LOADED TONNES CHARGÉES	TONS UNLOADED TONNES DECHARGÉES	TOTAL TOTAL	MARCHANDISES	
HAMILTON (CONTD. - SUITE)	JUTE WOVEN FABRICS		1,345	1,345	TISSUS DE JUTE	
	TEXTILE FAB.MTL NES	2	9	11	OUVR. EN MAT. TEXT. NDA	
	VEG. OILS, FATS NES		39	39	HUIL. MAT. GRAS. VEG. NDA	
	OILS, FATS, WAXES NES	13		13	HUIL. MAT. GRAS. CIRE NDA	
	INORGANIC CHEMS. NES	241	6,369	6,610	PROD. CHIM. INORG. NDA	
	ORGANIC CHEMICALS NES	22		22	PROD. CHIM. ORGAN. NDA	
	FERTILIZERS NES	1,120	69,023	70,143	ENGRAIS CHIMIQUE NDA	
	AGRICULTURAL CHEMICALS	6		6	PROD. CHIM. AGRICOLES	
	SYNTHETIC RUBBER	1,763		1,763	CAOUTCHOUC SYNTHETIQUE	
	PLASTIC MATERIALS	241		241	MATIERES PLASTIQUES	
	DYESTUFF, PIGMENT, PAINT	166		166	MAT. COLOR. PIG. PEINTURE	
	CHEM. SPECIALTIES NES	47		47	PROD. CHIM. SPECIAUX NDA	
	COKE	19,500	6,249	25,749	COKE	
	COAL TAR, PITCH	2,007	3,823	5,830	GOUDRON, BRAI DE BOUIL.	
	PETROL, COAL PROD. NES		6,533	6,533	DERIVE PETR. CHARB. NDA	
	FERRO-ALLOYS		3,141	3,141	FERRO-ALLIAGES	
	PIG IRON		2,753	2,753	FER EN GUEUSE	
	PRIMARY IRON, STEEL NES	3,304	10,922	14,226	FER, ACIER PRIMAIR. NDA	
	CASTINGS, FORGINGS	42	5,319	5,361	MOUL. PIECES FORGEES	
	BAR AND RODS, STEEL	29,785	11,165	40,950	BARRES ET TIGES ACIER	
	PLATE & SHEET STEEL	226,628	1,241	227,869	TOLES, FEUILLES DACIER	
	STRUCTURAL SHAPES	22,809	6,710	29,519	PROFILES DE CONSTRUCT.	
	PIPES, TUBES: IRON, STEEL	3,306	247	3,553	TUYAUX, TUBES: FER, ACIER	
	WIRE		154	154	FIL METALLIQUE	
	ALUMINUM	95		95	ALUMINIUM	
	COPPER AND ALLOYS	1		1	CUVRE ET ALLIAGES	
	NICKEL AND ALLOYS	23		23	NICKEL ET ALLIAGES	
	NON-FERROUS METALS NES	142	367	509	METAUX NON-FERREUX NDA	
	METAL FAB. BASIC PROD.	37	237	274	OUVR. DE BASE EN METAL	
	BRICKS, TILES NES	159		159	BRIQUES, TILES NDA	
	GLASS BASIC PRODUCTS	38		38	OUVR. DE BASE EN VERRE	
	NON-MET. MIN. BASIC PROD	4		4	PROD. MIN. NON-MET. BASE	
	MISC. FABRICATED PRDD.	1		1	OUVRAGES DIVERS	
	TRACTORS	38	402	440	TRACTEURS	
	MACHINERY NES	2,728	804	3,532	MACHINES NDA	
	PASS, AUTOS AND CHASSIS	8	26	34	VOITURES PART., CHASSIS	
	TRUCKS AND CHASSIS	196		196	CAMIONS ET CHASSIS	
	MOTOR VEHICLE ENGINES	784	121	905	MOTEURS DE VEH. AUTOM.	
	SHIPS, AIRCRAFT, MIS. VEH	320		320	NAVIRES, AVIONS, VEH. DIV	
	RUBBER TIRES AND TUBES	91		91	PNEUS, CHAMBRES A AIR	
	EQUIPMENT MISC.	354	630	984	MATERIEL DIVERS	
	PERSONAL, HSEHOLD GOODS	95	30	125	ART. PERS. ET MENAGERS	
	CONTAINERS, CLOSURES	23		23	CONTENEURS, FERMETURES	
	MISC. END PRODUCTS NES	2,872	208	3,080	PRODUITS FINIS DIV. NDA	
	GENERAL CARGO	458		458	MARCHANDISES DIVERSES	
	PORT TOTAL	337,340 *	7,328,816 *	7,666,156 *	TOTAL DU PORT	
	KINGSTON	SALT		11,450	11,450	SEL
		PORT TOTAL	*	11,450 *	11,450 *	TOTAL DU PORT
	KINGSVILLE	SAND AND GRAVEL		10,922	10,922	SABLE ET GRAVIERS
		LIMESTONE		129,130	129,130	PIERRE CALCAIRE
PORT TOTAL		*	140,052 *	140,052 *	TOTAL DU PORT	
LITTLE CURRENT	IRON DRE AND CONC	418,138		418,138	MINERAL, CONC. DE FER	
	COAL, BITUMINOUS	36,031		36,031	CHARBON BITUMINEUX	
	METALLIC SALTS		4,160	4,160	SELS METALLIQUES	
	PORT TOTAL	454,169 *	4,160 *	458,329 *	TOTAL DU PORT	
MARATHON	COAL, BITUMINOUS		96,637	96,637	CHARBON BITUMINEUX	
	LIMESTONE		8,121	8,121	PIERRE CALCAIRE	
	PULP	142,484		142,484	PATE	
	PORT TOTAL	142,484 *	104,758 *	247,242 *	TOTAL DU PORT	
MICHIGICOTEN HARBOUR	LIMESTONE		107,413	107,413	PIERRE CALCAIRE	
	PORT TOTAL	*	107,413 *	107,413 *	TOTAL DU PORT	
NANTICOKE	COAL, BITUMINOUS		3,603,910	3,603,910	CHARBON BITUMINEUX	
	PORT TOTAL	*	3,603,910 *	3,603,910 *	TOTAL DU PORT	
OAKVILLE	GASOLINE	14,326		14,326	ESSENCE	
	FUEL OIL	52,382		52,382	MAZOUT	
	PORT TOTAL	66,708 *	*	66,708 *	TOTAL DU PORT	
OSHAWA	RAW SUGAR		103,114	103,114	SUCRE BRUT	
	ORES AND CONC. NES		2,215	2,215	MINERAIS ET CONC. NDA	
	COAL, BITUMINOUS		127,107	127,107	CHARBON BITUMINEUX	
	SALT		36,573	36,573	SEL	
	PORT TOTAL	6,525 *	269,009 *	275,534 *	BARRES ET TIGES ACIER	
OWEN SOUND	CORN		12,276	12,276	MAIS	
	METALLIC SALTS		8,383	8,383	SELS METALLIQUES	
	PORT TOTAL	*	20,659 *	20,659 *	TOTAL DU PORT	

TABLE 6. CARGOES HANDLED AT CANADIAN PORTS, TO AND FROM FOREIGN COUNTRIES, IN 1976

TABLEAU 6. MARCHANDISES MANUTENTIONNEES DANS LES PORTS CANADIENS, A DESTINATION OU EN PROVENANCE DE PAYS ETRANGERS, EN 1976

PORT PORT	COMMODITY	TONS LOADED TONNES CHARGEES	TONS UNLOADED TONNES DECHARGEES	TOTAL TOTAL	MARCHANDISES
PARRY SOUND	LIMESTONE PORT TOTAL	*	29,456 29,456 *	29,456 29,456 *	PIERRE CALCAIRE TOTAL DU PORT
PICTON	IRON ORE AND CONC COAL,BITUMINOUS CEMENT PORT TOTAL	476,978 583,399 1,060,377 *	66,052 66,052 *	476,978 66,052 583,399 1,126,429 *	MINERAI, CONC. DE FER CHARBON BITUMINEUX CEMENT TOTAL DU PORT
PORT COLBORNE	IRON ORE AND CONC BENTONITE DOLOMITE SALT PIG IRON PORT TOTAL	958,645 9,237 967,882 *	105,766 117 8,350 8,350 114,233 *	105,766 117 958,645 8,350 9,237 1,082,115 *	MINERAI, CONC. DE FER BENTONITE DOLOMITE SEL FER EN GUEUSE TOTAL DU PORT
PORT CREDIT	EQUIPMENT MISC. PORT TOTAL	*	1,020 1,020 *	1,020 1,020 *	MATERIEL DIVERS TOTAL DU PORT
PORT STANLEY	SALT PORT TOTAL	*	20,408 20,408 *	20,408 20,408 *	SEL TOTAL DU PORT
PRESCOTT	SALT FERTILIZERS NES PORT TOTAL	*	95,530 12,789 108,319 *	95,530 12,789 108,319 *	SEL ENGRAIS CHIMIQUE NDA TOTAL DU PORT
RED ROCK	LIMESTONE PORT TOTAL	*	2,432 2,432 *	2,432 2,432 *	PIERRE CALCAIRE TOTAL DU PORT
ST. CATHARINES	ALUMINA,BAUXITE ORES ORES AND CONC.NES SAND AND GRAVEL NICKEL AND ALLOYS PORT TOTAL	41,631 133,604 4,444 217,430 *	37,751 41,631 133,604 4,444 217,430 *	37,751 41,631 133,604 4,444 217,430 *	MINERAIS ALUMINE,BAUX. MINERAIS ET CONC.NDA SABLE ET GRAVIERS NICKEL ET ALLIAGES TOTAL DU PORT
SARNIA	COAL,BITUMINOUS SAND AND GRAVEL LIMESTONE INORGANIC CHEMS. NES ORGANIC CHEMICALS NES POTASH SYNTHETIC RUBBER PLASTIC MATERIALS CHEM.SPECIALTIES NES GASOLINE FUEL OIL LUBRICATING OIL, GREASE PETRCL.COAL PROD.NES PORT TOTAL	6,304 67,127 6,042 6,326 7,300 89,689 1,009,786 606 1,193,180 *	2,008,084 74,992 1,358,183 20,235 6,042 6,326 7,300 89,689 1,009,786 606 25,500 3,486,994 *	2,008,084 74,992 1,358,183 6,304 67,127 20,235 6,042 6,326 7,300 89,689 1,009,786 606 25,500 4,680,174 *	CHARBON BITUMINEUX SABLE ET GRAVIERS PIERRE CALCAIRE PROD.CHIM.INORG.NDA PROD.CHIM.ORGAN.NDA POTASSE CAOUTCHOUC SYNTHETIQUE MATIERES PLASTIQUES PROD.CHIM.SPECIALTIES NDA ESSENCE MAZOUT HUILE,GRAISSE LUBRIF. DERIVE PETR.CHARB.NDA TOTAL DU PORT
SAULT STE. MARIE	IRON ORE AND CONC IRON AND STEEL SCRAP COAL,BITUMINOUS LIMESTONE PRIMARY IRON,STEEL NES CASTINGS,FORGINGS BARS AND RODS,STEEL PLATE & SHEET STEEL STRUCTURAL SHAPES RAILS & TRACK MATERIAL PORT TOTAL	26,877 65,065 19,638 17 10,668 39,810 11,550 173,625 *	1,124,981 26,877 2,506,135 726,936 2,448 19,638 17 10,668 39,810 11,550 4,360,500 *	1,124,981 26,877 2,506,135 726,936 67,513 19,638 17 10,668 39,810 11,550 4,534,125 *	MINERAI, CONC. DE FER DECHETS DE FER, D'ACIER CHARBON BITUMINEUX PIERRE CALCAIRE FER, ACIER PRIMAIR.NDA MOUL.PIECES FORGEES BARRS ET TIGES ACIER TOLES,FEUILLES D'ACIER PROFILES DE CONSTRUCT. RAILS,MAT.VOIE FERREE TOTAL DU PORT
SERPENT RIVER	COAL,BITUMINOUS LIMESTONE COKE PORT TOTAL	*	12,977 189,134 13,590 215,701 *	12,977 189,134 13,590 215,701 *	CHARBON BITUMINEUX PIERRE CALCAIRE COKE TOTAL DU PORT
SOMBRA	LIMESTONE PORT TOTAL	*	143,582 143,582 *	143,582 143,582 *	PIERRE CALCAIRE TOTAL DU PORT
THOROLD	TEXTILE FIBRES NES ALUMINA,BAUXITE ORES COAL,BITUMINOUS SALT CRUDE NON-MET.MIN.NES TEXTILE FAB.MTL NES METALLIC SALTS INORGANIC CHEMS. NES COKE COPPER AND ALLOYS NICKEL AND ALLCYS NON-FERROUS METALS NES NON-MET.MIN.BASIC PROD CONTAINERS,CLOSURES PORT TOTAL	2 1 9,020 1 90 9,113 *	22,160 15,300 12,447 9,020 22 69 39,627 105 23,974 182 2 3 113,891 *	2 22,160 15,300 12,447 9,020 1 22 69 39,627 105 23,974 182 2 3 123,004 *	FIBRES TEXTILES NDA MINERAIS ALUMINE,BAUX. CHARBON BITUMINEUX SEL MIN.NON-MET.BRUTS NDA OUVR.EN MAT.TEXT.NDA SELS METALLIQUES PROD.CHIM.INORG.NDA COKE CUIVRE ET ALLIAGES NICKEL ET ALLIAGES METAUX NON-FERREUX NDA PROD.MIN.NON-MET.BASE CONTENEURS,FERMETURES TOTAL DU PORT

TABLE 6. CARGOES HANDLED AT CANADIAN PORTS, TO AND FROM FOREIGN COUNTRIES, IN 1976

TABLÉAU 6. MARCHANDISES MANUTENTIONNÉES DANS LES PORTS CANADIENS, À DESTINATION OU EN PROVENANCE DE PAYS ÉTRANGERS, EN 1976

PORT	COMMODITY	TONS LOADED TONNES CHARGÉES	TONS UNLOADED TONNES DÉCHARGÉES	TOTAL TOTAL	MARCHANDISES	
THUNDER BAY	BARLEY	227,483		227,483	ORGE	
	DATS	403,174		403,174	AVOINE	
	RYE	79,549		79,549	SEIGLE	
	WHEAT	127,847		127,847	BLE	
	MALT AND MALT FLOUR	2,673		2,673	MALT ET FARINE DE MALT	
	FEEDS, VEGETABLE ORIGIN	915		915	PROV. D'ORIGINE VÉGÉTALE	
	FEEDS OF ANIMAL ORIGIN	30		30	PROV. D'ORIGINE ANIMALE	
	CONC. COMPLETE FEEDS	262,023		262,023	CONC., PROV. COMPLETES	
	FLAXSEED	111,179		111,179	GRAINE DE LIN	
	MUSTARD SEED	13,373		13,373	GRAINE DE MOUTARDE	
	RAPESEED	65,871		65,871	GRAINE DE COLZA	
	OIL SEEDS, NUTS NES	8,732		8,732	GRAINES, NOIX OLEAG. NDA	
	BOLTS, ROUND TIMBER	600		600	BILLOTS, BOIS RONDS	
	IRON ORE AND CONC	1,863,667		1,863,667	MINÉRAI, CONC. DE FER	
	IRON AND STEEL SCRAP	13,690		13,690	DÉCHETS DE FER, D'ACIER	
	COAL, BITUMINOUS			28,112	CHARBON BITUMINEUX	
	LIMESTONE			24,451	PIERRE CALCAIRE	
	SULPHUR IN CRES	48,214		48,214	SOUFRE EN MINÉRAI	
	LUMBER AND TIMBER	1,057		1,057	BOIS D'OEUVRE ET CHARP.	
	PULP	38,452		38,452	PÂTE	
	NEWSPRINT PAPER	176,356		176,356	PAPIER JOURNAL	
	METALLIC SALTS			24,089	SELS MÉTALLIQUES	
	INORGANIC CHEMS. NES			7,099	PROD. CHIM. INORG. NDA	
	POTASH	31,114		31,114	POTASSE	
	RAILS & TRACK MATERIAL	327		327	RAILS, MAT. VOIE FERRÉE	
	CEMENT			28,000	CIMENT	
	TRACTORS			4,960	TRACTEURS	
	FIREARMS, AMMUNITION	1,455		1,455	ARMES À FEU, MUNITIONS	
	CONTAINERS, CLOSURES	160		147	CONTENEURS, FERMETURES	
	PORT TOTAL	3,477,941 *	116,858 *	3,594,799 *	TOTAL DU PORT	
	TORONTO	MEAT, FRESH OR FROZEN		1	1	VIANDE, FRAICHE / CONG.
		FISH, FRESH OR FROZEN	3	93	96	POISSON, FRAIS OJ CONG.
		FISH, SALTED OR CURED	3		3	POISSON, SALE OU FUME
		FISH, CANNED		28	28	POISSON EN BOÎTES
		CHEESE		214	214	FROMAGE
		DAIRY PROD. EGGS, HONEY	40	147	187	PROD. LAIT., OEUFS, MIEL
		CORN		3,920	3,920	MAÏS
		WHEAT FLOUR	6	7	13	FARINE DE BLE
MACARONI, CEREAL PROD.		7	138	145	PÂTES ALIM. PROD. CÉRÉAL	
FRESH FRUITS, BERRIES			2,021	2,021	FRUITS, BAIES FRAIS	
DRIED FRUITS			114	114	FRUITS SECS	
FRUIT JUICES			126	126	JUS DE FRUIT	
FRUIT, PRES. NOT CANNED			29	29	CONS. FRUITS NON BOÎTE	
FRUITS, PREP. CANNED			1,155	1,155	FRUITS PREP. EN BOÎTE	
PEANUTS			2,123	2,123	CACAHUÈTES	
NUTS, EXC. DIL NUTS NES			6,170	6,170	NOIX, SAUF OLEAG. NDA	
VEGETABLES, FRESH			226	226	LEGUMES, FRAIS	
VEGETABLES, DRIED		1,333	14	1,347	LEGUMES, SECS	
VEGETABLE PREP. NES		1	2,005	2,006	PREP. DE LEGUMES NDA	
RAW SUGAR			201,516	201,516	SUCRE BRUT	
MOLASSES, CRUDE			32,585	32,585	MELASSE, BRUTE	
SUGAR PREPARATIONS			29	29	PREP. À BASE DE SUCRE	
COCOA AND CHOCOLATE			109	109	CACAO ET CHOCOLAT	
COFFEE			391	391	CAFÉ	
TEA			1,089	1,089	THÉ	
SPICES		20	560	580	ÉPICES	
VINEGAR			2	2	VINAIGRE	
SAUSAGE SKINS, CASINGS		5	6	11	BOYAUX À SAUCISSES	
MISC. FOOD PREP. NES		175	3,176	3,351	DIV. PREP. ALIM. NDA	
SOYA, OIL MEAL, CAKE		41,115		41,115	FARINE TOURT. GR. SOYA	
OIL SEED MEAL, CAKE NES		3,472		3,472	FAR. TOURT. OLEAG. NDA	
CONC. COMPLETE FEEDS		5,318		5,318	CONC., PROV. COMPLETES	
NON-ALCOHOLIC BEVERAGE			280	280	BOISSONS NON-ALCOOLIQ.	
ALE, BEER, STOUT, PORTER			324	324	ALE, BIÈRE, STOUT, PORTER	
WINES			3,973	3,973	VINS	
DIST. ALCOHOLIC BEV.		60	13,254	13,314	BOISS. ALCOOL. DIST.	
TOBACCO NES		35	1	36	TABACS NDA	
RAW HIDES AND SKINS		191	3	194	PEAUX ET CUIRS BRUT	
CRUDE ANIMAL PROD. NES			1	1	PR. BRUTS ORIG. ANIM. NDA	
SEEDS FOR SOWING NES		133	98	231	GRAINES DE SEMENCE NDA	
SOYA BEANS			352,361	352,361	GRAINE DE SOYA	
NURSERY, GREENHOUSE STOCK			57	57	PROD. PÉPINIÈRE, SERRE	
RUBBER, ALLIED GUMS, NAT			3,410	3,410	CAOUTCHOUC GOMMES NAT.	
CRUDE VEG. PROD. NES		35	121	156	PR. BRUTS ORIG. VÉG. NDA	
CRUDE WOOD MTL. NES			8	8	MATIÈRES BOIS BRUT NDA	
WOOL AND ANIMAL HAIR			247	247	LAINES, POILS ANIMAL	
TEXTILE FIBRES NES		52	60	112	FIBRES TEXTILES NDA	
MANGANESE ORE			763	763	MINÉRAI DE MANGANESE	
ORES AND CONC. NES			352	352	MINÉRAIS ET CONC. NDA	
IRON AND STEEL SCRAP		20		20	DÉCHETS DE FER, D'ACIER	
NON-FERROUS MET. SCRAP		42		42	DÉCHETS MÉTAL. NON FER.	
COAL, BITUMINOUS			49,231	CHARBON BITUMINEUX		

TABLE 6. CARGOES HANDLED AT CANADIAN PORTS, TO AND FROM FOREIGN COUNTRIES, IN 1976

TABLEAU 6. MARCHANDISES MANUTENTIONNEES DANS LES PORTS CANADIENS, A DESTINATION OU EN PROVENANCE DE PAYS ETRANGERS, EN 1976

PORT PORT	COMMODITY	TONS LOADED TONNES CHARGÉES	TONS UNLOADED TONNES DECHARGÉES	TOTAL TOTAL	MARCHANDISES
TORONTO (CONTO. - SUITE)	STONE, CRUDE NES		106	106	PIERRE BRUTE NDA
	SALT		114,767	114,767	SEL
	COTTON, TEXTILE WASTE	646	110	756	DECHETS DE COTON, TEXT.
	WASTE AND SCRAP NES	89	3	92	DECHETS ET REBUTS NDA
	LEATHER	1	52	53	CUIR
	RUBBER FAB. MATERIALS	164	87	251	DEMI-PROD. CAOUTCHOUC
	LUMBER AND TIMBER	20,773	13,533	34,306	BOIS D'OEUVRE ET CHARP.
	FLOORING	58	100	158	LAMES POUR PARQUET
	VENEER, PLYWOOD		15,471	15,471	PLACAGES, CONTRE-PLAQ.
	WOOD FAB. MATERIALS		779	779	DEMI-PRODUITS EN BOIS
	NEWSPRINT PAPER	54		54	PAPIER JOURNAL
	PAPER NES	362	25	387	PAPIER NDA
	PAPERBOARD		305	305	CARTON
	BLDG. PAPER AND BOARD	77	2,825	2,902	PLAQ. CONSTR., PAP/CART.
	WET MACHINE BOARD	57		57	CARTON EN PATE PRESSE
	CORDAGE, TWINE, ROPE		1,108	1,108	CORDAGE, FICELLE, CORDE
	JUTE WOVEN FABRICS		808	808	TISSUS DE JUTE
	TEXTILE FAB. MTL NES	15	2,597	2,612	OUVR. EN MAT. TEXT. NDA
	ANIMAL OILS, EXC. MARINE	19,791		19,791	HUIL. ANIM. SAUF AN. MAR.
	VEG. OILS, FATS NES	1,500	63,525	65,025	HUIL. MAT. GRAS. VEG. NDA
	OILS, FATS, WAXES NES	3,723	1,688	5,411	HUIL. MAT. GRAS. CIRE NDA
	METALLIC SALTS	48	524	572	SELS METALLIQUES
	INORGANIC CHEMS. NES	1,686	1,483	3,169	PROD. CHIM. INDRG. NDA
	ORGANIC CHEMICALS NES	1,029	5,282	6,311	PROD. CHIM. DRGAN. NDA
	FERTILIZERS NES	2,298		2,298	ENGRAIS CHIMIQUE NDA
	AGRICULTURAL CHEMICALS	53	114	167	PROD. CHIM. AGRICOLES
	SYNTHETIC RUBBER	261	6	267	CAOUTCHOUC SYNTHETIQUE
	PLASTIC MATERIALS	171	154	325	MATIERES PLASTIQUES
	DYESTUFF, PIGMENT, PAINT	17	21	38	MAT. COLOR. PIG. PEINTURE
	CHEM. SPECIALTIES NES	268	608	876	PROD. CHIM. SPECIAUX NDA
	GASOLINE	7,000		7,000	ESSENCE
	LUBRICATING OIL, GREASE	4	12,517	12,521	HUIL. GRAISSE LUBRIF.
	PETROL. COAL PROD. NES	1,150	42,414	43,564	DERIVE PETR. CHARB. NDA
	FERRC-ALLOYS		63	63	FERRD-ALLIAGES
	PRIMARY IRON, STEEL NES	231	190	421	FER, ACIER PRIMAIR. NDA
	CASTINGS, FORGINGS	221	1,132	1,353	MOUL. PIECES FORGEES
	BAR AND RODS, STEEL	11,828	22,323	34,151	BARRES ET TIGES ACIER
	PLATE & SHEET STEEL	5,611	12,951	18,562	TOLES, FEUILLES ACIER
	STRUCTURAL SHAPES	2,570	13,783	16,353	PROFILES DE CONSTRUCT.
	PIPES, TUBES: IRON, STEEL	350	3,373	3,723	TUYAUX, TUBES: FER, ACIER
	WIRE	9	1,583	1,592	FIL METALLIQUE
	ALUMINIUM	31	12	43	ALUMINIUM
	COPPER AND ALLOYS	7,507	121	7,628	CUIVRE ET ALLIAGES
	NICKEL AND ALLOYS	1,742		1,742	NICKEL ET ALLIAGES
	ZINC AND ALLOYS	319		319	ZINC ET ALLIAGES
	NON-FERROUS METALS NES	116	3,033	3,149	METAUX NON-FERREUX NDA
	METAL FAB. BASIC PROD.	598	2,965	3,563	OUVR. DE BASE EN METAL
	BRICKS, TILES NES		353	353	BRICKES, TUILES NDA
	GLASS BASIC PRODUCTS	5,033	2,782	7,815	OUVR. DE BASE EN VERRE
	CEMENT	1		1	CIMENT
	CEMENT BASIC PROD.	20	111	131	OUVR. DE BASE CIMENT
	NON-MET. MIN. BASIC PROD	41	1,009	1,050	PROD. MIN. NON-MET. BASE
	MISC. FABRICATED PROD.	65	805	870	OUVRAGES DIVERS
	TRACTORS	1,451	6,962	8,413	TRACTEURS
	MACHINERY NES	8,123	17,818	25,941	MACHINES NDA
	RAILWAY ROLLING STOCK	5,194		5,194	MAT. ROUL. DE CH. OE FER
	PASS. AUTOS AND CHASSIS	1,452	2,455	3,907	VOITURES PART., CHASSIS
	BUSES AND CHASSIS		7	7	AUTOBUS ET CHASSIS
	TRUCKS AND CHASSIS	1,625	172	1,797	CAMIONS ET CHASSIS
	MOTOR VEHICLE ENGINES	6,689	749	7,438	MOTEURS DE VEH. AUTOM.
	ROAD MOTOR VEH. NES	53	31	84	VEH. AUTOM. ROUTIERS NDA
	SHIPS, AIRCRAFT, MIS. VEH	10	593	603	NAVIRES, AVIONS, VEH. DIV
	RUBBER TIRES AND TUBES	320	23	343	PNEUS, CHAMBRES A AIR
	EQUIPMENT MISC.	488	1,101	1,589	MATERIEL DIVERS
	PERSONAL, HSEHOLD GOODS	269	3,738	4,007	ART. PERS. ET MENAGERS
	FIREARMS, AMMUNITION		103	103	ARMES A FEU, MUNITIONS
	CONTAINERS, CLOSURES	108	277	385	CONTENEURS, FERMEURES
	MISC. END PRODUCTS NES	2,462	1,501	3,963	PRODUITS FINIS DIV. NDA
	GENERAL CARGO	1,567	2,530	4,097	MARCHANDISES DIVERSES
	CONTAINERIZED FREIGHT	19,514	41,997	61,511	FRET CONTENEURESE
	PORT TOTAL	198,979 *	1,110,196 *	1,309,175 *	TOTAL DU PORT
LAKEVIEW	COAL, BITUMINOUS		1,933,802	1,933,802	CHARBON BITUMINEUX
	PORT TOTAL	*	1,933,802 *	1,933,802 *	TOTAL DU PORT
WALLACEBURG	LIMESTONE		15,645	15,645	PIERRE CALCAIRE
	PORT TOTAL	*	15,645 *	15,645 *	TOTAL DU PORT
WELLAND	EQUIPMENT MISC.	116		116	MATERIEL DIVERS
	PORT TOTAL	116 *	*	116 *	TOTAL DU PORT
WINDSOR	MEAT, FRESH OR FROZEN	18		18	VIANDE, FRAICHE / CONG.
	CEREALS UNMILLED, NES		100	100	CEREALES NON MOUL., NDA

TABLE 6. CARGOES HANDLED AT CANADIAN PORTS, TO AND FROM FOREIGN COUNTRIES, IN 1976

TABLEAU 6. MARCHANDISES MANUTENTIONNEES DANS LES PORTS CANADIENS, A DESTINATION OU EN PROVENANCE DE PAYS ETRANGERS, EN 1976

PORT PORT	COMMODITY	TONS LOADED TONNES CHARGÉES	TONS UNLOADED TONNES DECHARGÉES	TOTAL TOTAL	MARCHANDISES
WINDSOR (CONTD. - SUITE)	CORN STARCH	100		100	FECULE DE MAIS
	CEREALS MILLED,NES	178	242	420	CEREALES MOULUES,NDA
	BAKERY PRCD,INC.FROZEN	180		180	PROD.BOUL.,PROD.CONG.
	MACARONI,CEREAL PROD.	497	280	777	PATES ALIM.PROD.CEREAL
	FRESH FRUITS,BERRIES		51	51	FRUITS, BAIES FRAIS
	FRUIT,PRES.NOT CANNED		18	18	CONS. FRUITS NON BOITE
	FRUITS, PREP. CANNED		720	720	FRUITS PREP. EN BOITE
	VEGETABLES, FRESH	17	1,860	1,877	LEGUMES, FRAIS
	VEGETABLES, DRIED	39	18,908	18,947	LEGUMES, SECS
	VEGETABLE PREP.NES		60	60	PREP. DE LEGUMES NDA
	SUGAR PREPARATIONS		626	626	PREP. A BASE DE SUCRE
	COCOA AND CHOCOLATE	3		3	CACAO ET CHOCOLAT
	SPICES	30		30	EPICES
	LARD		19	19	SAINDOUX
	MISC.FOOD PREP.NES	17	798	815	DIV.PREP.ALIM.NDA
	ALE, BEER, STOUT, PORTER	40		40	ALE,BIERE,STOUT,PORTER
	WINES	1,763		1,763	VINS
	DIST.ALCOHOLIC BEV.	3,120	174	3,294	BOISS.ALCOOL.DIST.
	TOBACCO NES	199		199	TABACS NDA
	RAW HIDES AND SKINS		8,731	8,731	PEAUX ET CUIRS BRUT
	SEEDS FOR SOWING NES		60	60	GRAINES DE SEMENCE NDA
	DRES AND CONC.NES	90	42	132	MINERAIS ET CONC.NDA
	IRON AND STEEL SCRAP	177	1,094	1,271	DECHETS DE FER, D'ACIER
	NON-FERROUS MET.SCRAP	550	798	1,348	DECHETS METAL.NON FER.
	SLAG,DRSS,BY-PRODUCTS	149	4,112	4,261	POUS.GUEUL.SCOR.PROD.
	COAL,BITUMINOUS		36,754	36,754	CHARBON BITUMINEUX
	ASBESTOS	49		49	AMIANTE
	SAND AND GRAVEL		69,779	69,779	SABLE ET GRAVIERS
	LIMESTONE		420,553	420,553	PIERRE CALCAIRE
	STONE,CRUDE NES	20		20	PIERRE BRUTE NDA
	FLUORSPAR		79,654	79,654	SPATH FLUOR
	GYPNUM		20	20	GYPSE
	SALT	801,381	320	801,701	SEL
	CRUDE NON-MET.MIN.NES	80	15	95	MIN.NON-MET.BRUTS NDA
	WASTE AND SCRAP NES		151	151	DECHETS ET REBUTS NDA
	RUBBER FAB.MATERIALS	20	43	63	DEMI-PROD.CAOUTCHOUC
	LUMBER AND TIMBER		255	255	BOIS D'OEUVRE ET CHARP.
	FLOORING		33	33	LAMES POUR PARQUET
	VENEER, PLYWOOD	6	11	17	PLACAGES,CONTRE-PLAQ.
	WOOD FAB.MATERIALS		27	27	DEMI-PRODUITS EN BOIS
	PULP		11	11	PATE
	PAPER NES	34	1,625	1,659	PAPIER NDA
	PAPERBOARD	169		169	CARTON
	BLDG,PAPER AND BOARD	12	78	90	PLAQ.CONSTR.,PAP/CART.
	CORDAGE,TWINE,ROPE	17		17	CORDAGE,FICELLE,CORDE
	JUTE WOVEN FABRICS	17		17	TISSUS DE JUTE
	VEG.OILS,FATS NES		487	487	HUIL.MAT.GRAS.VEG.NDA
	OILS,FATS,WAXES NES	13		13	HUIL.MAT.GRAS.CIRE NDA
	SULPHURIC ACID		12	12	ACIDE SULFURIQUE
	METALLIC SALTS	100	117	217	SELS METALLIQUES
	INORGANIC CHEMS. NES	2,550	1,446	3,996	PROD.CHIM.INORG.NDA
	ORGANIC CHEMICALS NES	2,202	1,160	3,362	PROD.CHIM.ORGAN.NDA
	FERTILIZERS NES	20		20	ENGRAIS CHIMIQUE NDA
	AGRICULTURAL CHEMICALS	194	1,250	1,444	PROD.CHIM.AGRICOLES
	PLASTIC MATERIALS	27	2,698	2,725	MATIERES PLASTIQUES
	DYESTUFF,PIGMENT,PAINT	79	121	200	MAT.COLOR.PIG.PEINTURE
	CHEM.SPECIALTIES NES	27	1,245	1,272	PROD.CHIM.SPECIAUX NDA
	FUEL OIL	26,287	19,614	45,901	MAZOUT
	LUBRICATING OIL,GREASE	17	412	429	HUILE,GRAISSE LUBRIF.
	PETROL.COAL PROD.NES		136	136	DERIVE PETR.CHARB.NDA
	FERRO-ALLOYS		40	40	FERRO-ALLIAGES
	PIG IRON	68		68	FER EN GUEUSE
	PRIMARY IRON,STEEL NES	220		220	FER,ACIER PRIMAIR.NDA
	CASTINGS,FORGINGS	4,843	77	4,920	MOUL.PIECES FORGEES
	BAR AND RODS,STEEL	12,052	343	12,395	BARRES ET TIGES ACIER
	PLATE & SHEET STEEL	1,004	3,724	4,728	TOLES,FEUILLES D'ACIER
	STRUCTURAL SHAPES	243	47	290	PROFILES DE CONSTRUCT.
	PIPES,TUBES,IRON,STEEL	143	161	304	TUYAUX,TUBES:FER,ACIER
	WIRE	1,782	76	1,858	FIL METALLIQUE
	ALUMINUM	3,725	163	3,888	ALUMINIUM
	COPPER AND ALLOYS	275		275	CUIVRE ET ALLIAGES
	LEAD AND ALLOYS	728	79	807	PLOMB ET ALLIAGES
	ZINC AND ALLOYS	215	748	963	ZINC ET ALLIAGES
	NON-FERROUS METALS NES	436	27	463	METAUX NON-FERREUX NDA
	METAL FAB.BASIC PROD.	1,400	376	1,776	OUVR.DE BASE EN METAL
	BUILDING BRICK, CLAY	35		35	BRIQ.A BATIR ARGILE
	BRICKS,TILES NES	114		114	BRIQUES,TUILES NDA
	GLASS BASIC PRODUCTS	105	2,087	2,192	OUVR.DE BASE EN VERRE
	ASBESTOS BASIC PROD.	86		86	OUVR.DE BASE AMIANTE
	CEMENT	93		93	CIMENT
LIME		61	61	CHAUX	
NON-MET.MIN.BASIC PROD	129	349	478	PROD.MIN.NON-MET.BASE	
MISC.FABRICATED PRDD.	267	52	319	OUVRAGES DIVERS	

TABLE 6. CARGOES HANDLED AT CANADIAN PORTS, TO AND FROM FOREIGN COUNTRIES, IN 1976

TABLEAU 6. MARCHANDISES MANUTENTIONNEES DANS LES PORTS CANADIENS, A DESTINATION OU EN PROVENANCE DE PAYS ETRANGERS, EN 1976

PORT PORT	COMMODITY	TONS LOADED TONNES CHARGÉES	TONS UNLOADED TONNES DECHARGÉES	TOTAL TOTAL	MARCHANDISES
WINDSOR (CONTO. - SUITE)	TRACTORS	20,400	2,891	23,291	TRACTEURS
	MACHINERY NES	2,352	1,207	3,559	MACHINES NDA
	RAILWAY ROLLING STOCK	1,333	9	1,342	MAT.ROUL.DE CH.DE FER
	PASS.AUTOS AND CHASSIS	2		2	VOITURES PART.,CHASSIS
	TRUCKS AND CHASSIS	10	2	12	CAMIONS ET CHASSIS
	MOTOR VEHICLE ENGINES	17,837	4,416	22,253	MOTEURS DE VEH.AUTOM.
	ROAD MOTOR VEH. NES	65	34	99	VEH.AUTOM.ROUTIERS NDA
	SHIPS,AIRCRAFT,MIS.VEH	35	11	46	NAVIRES,AVIONS,VEH.OIV
	PUBBER TIRES AND TUBES	38		38	PNEUS, CHAMBRES A AIR
	EQUIPMENT MISC.	1,460	3,218	4,678	MATERIEL DIVERS
	PERSONAL,HSEHQLO GOODS	1,362	1,999	3,361	ART.PERS.ET MENAGERS
	CONTAINERS,CLOSURES	1,033	1,796	2,829	CONTENEURS,FERMETURES
	MISC. END PRODUCTS NES	263	1,823	2,086	PRODUITS FINIS DIV.NDA
	GENERAL CARGO	1,464	1,220	2,684	MARCHANDISES DIVERSES
	PORT TOTAL	916,105 *	703,756 *	1,619,861 *	TOTAL DU PORT
ONTARIO-NES/NDA	LIMESTONE		14,522	14,522	PIERRE CALCAIRE
	EQUIPMENT MISC.		599	599	MATERIEL DIVERS
	PORT TOTAL	*	15,121 *	15,121 *	TOTAL DU PORT
PROVINCE TOTAL	10,900,054 **	24,768,667 **	35,668,721 **	TOTAL DE LA PROVINCE	
MANITOBA / MANITOBA CHURCHILL	BARLEY	342,078		342,078	ORGE
	OATS	1,697		1,697	AVOINE
	WHEAT	422,492		422,492	BLE
	CONC.COMPLETE FEEDS	25,117		25,117	CONC.,PROV.COMPLETES
	GAS OIL		3,802	3,802	ESSENCE
	FUEL OIL		27,757	27,757	MAZOUT
	NICKEL AND ALLOYS	1,950		1,950	NICKEL ET ALLIAGES
	PORT TOTAL	793,334 *	31,559 *	824,893 *	TOTAL DU PORT
	PROVINCE TOTAL	793,334 **	31,559 **	824,893 **	TOTAL DE LA PROVINCE
	BRITISH COLUMBIA / COLOMBIE-BRITANNIQUE BAMBERTON	CEMENT	23,037		23,037
PORT TOTAL		23,037 *	*	23,037 *	TOTAL DU PORT
BLUBBER BAY	LIMESTONE	289,366		289,366	PIERRE CALCAIRE
PORT TOTAL	289,366 *	*	289,366 *	TOTAL DU PORT	
BRITANNIA BEACH	PULP	31,354		31,354	PATE
PORT TOTAL	31,354 *	*	31,354 *	TOTAL DU PORT	
CAMPBELL RIVER	COPPER ORE AND CONC.	33,904		33,904	MINERAI,CONC. CUIVRE
	ZINC ORE AND CONC.	34,333		34,333	MINERAI,CONC.DE ZINC
	WASTE AND SCRAP NES	1,471		1,471	DECHETS ET REBUTS NDA
	LUMBER AND TIMBER	19,052		19,052	BOIS D'OEUVRE ET CHARP.
	PULP	155,222		155,222	PATE
	NEWSPRINT PAPER	213,723		213,723	PAPIER JOURNAL
	PAPER NES	919		919	PAPIER NDA
	PAPERBOARD	114		114	CARTON
	FUEL OIL		114,499	114,499	MAZOUT
	CONTAINERS,CLOSURES		22	22	CONTENEURS,FERMETURES
	PORT TOTAL	458,738 *	114,521 *	573,259 *	TOTAL DU PORT
	CHEMAINUS	LOGS	23,355	13,224	36,579
PULPWOOD		1,600		1,600	BOIS A PATE
LUMBER AND TIMBER		63,673		63,673	BOIS D'OEUVRE ET CHARP.
PULP		10,509		10,509	PATE
NEWSPRINT PAPER		341		341	PAPIER JOURNAL
PORT TOTAL	99,478 *	13,224 *	112,702 *	TOTAL DU PORT	
COURTENAY	CEMENT		6,600	6,600	CIMENT
	PORT TOTAL	*	6,600 *	6,600 *	TOTAL DU PORT
COWICHAN BAY	LUMBER AND TIMBER	52,037	1,900	53,937	BOIS D'OEUVRE ET CHARP.
PORT TOTAL	52,037 *	1,900 *	53,937 *	TOTAL DU PORT	
CROFTON	LUMBER AND TIMBER	641,807		641,807	BOIS D'OEUVRE ET CHARP.
	SHINGLES AND SHAKES	1,210		1,210	BARDEAUX,BARD.FACADE
	VENEER,PLYWOOD	13,914		13,914	PLACAGES,CONTRE-PLAQ.
	WOOD FAB.MATERIALS	86		86	DEMI-PRODUITS EN BOIS
	PULP	216,674		216,674	PATE
	NEWSPRINT PAPER	99,079		99,079	PAPIER JOURNAL
	FUEL OIL		12,060	12,060	MAZOUT
	CONTAINERS,CLOSURES		10	10	CONTENEURS,FERMETURES
	PORT TOTAL	972,770 *	12,070 *	984,840 *	TOTAL DU PORT
	GOLD RIVER	PULP	157,336		157,336
FUEL OIL			17,913	17,913	MAZOUT
PORT TOTAL		157,336 *	17,913 *	175,249 *	TOTAL DU PORT

TABLE 6. CARGES HANDLED AT CANADIAN PORTS, TO AND FROM FOREIGN COUNTRIES, IN 1976

TARLEAU 6. MARCHANDISES MANUTENTIONNEES DANS LES PORTS CANADIENS, A DESTINATION OU EN PROVENANCE DE PAYS ETRANGERS, EN 1976

PORT PORT	COMMODITY	TONS LOADED TONNES CHARGÉES	TONS UNLOADED TONNES DÉCHARGÉES	TOTAL TOTAL	MARCHANDISES
HOWE SOUND	LOGS		12,000	12,000	BILLES
	PORT TOTAL	*	12,000 *	12,000 *	TOTAL DU PORT
KITIMAT	ALUMINA, BAUXITE ORES		472,884	472,884	MINÉRAIS ALUMINE, BAUX.
	PULP	20,292		20,292	PÂTE
	PAPER NES	71,081		71,081	PAPIER NDA
	PAPERBOARD	149,810		149,810	CARTON
	COKE	31,411	65,855	97,266	COKE
	COAL TAR, PITCH		38,255	38,255	GOUDRON, BRAI DE BOUIL.
	ALUMINUM	117,977		117,977	ALUMINIUM
	NON-MET. MIN. BASIC PROD		1,985	1,985	PROD. MIN. NON-MET. BASE
	PORT TOTAL	390,571 *	578,979 *	969,550 *	TOTAL DU PORT
	LAOYSMITH	LOGS	11,537		11,537
PULPWOOD		1,900		1,900	BOIS A PÂTE
PORT TOTAL		13,437 *	*	13,437 *	TOTAL DU PORT
MARBLE BAY	LIMESTONE	59,740		59,740	PIERRE CALCAIRE
	PORT TOTAL	59,740 *	*	59,740 *	TOTAL DU PORT
NANAIMO	LOGS	80,141	2,080	82,221	BILLES
	PULPWOOD	3,600		3,600	BOIS A PÂTE
	SALT		12,112	12,112	SEL
	WASTE AND SCRAP NES		4	4	DÉCHETS ET REBUTS NDA
	LUMBER AND TIMBER	484,977		484,977	BOIS D'OEUVRE ET CHARP.
	SHINGLES AND SHAKES	122		122	BARDEAUX, BARD. FACAOE
	VENEER, PLYWOOD	14,301		14,301	PLACAGES, CONTRE-PLAQ.
	PULP	324,676		324,676	PÂTE
	NEWSPRINT PAPER	52,574		52,574	PAPIER JOURNAL
	PAPER NES	417		417	PAPIER NDA
	METALLIC SALTS		231	231	SELS METALLIQUES
	PORT TOTAL	960,808 *	14,427 *	975,235 *	TOTAL DU PORT
	NEW WESTMINSTER	MEAT, FRESH OR FROZEN	14		14
MEAT AND MEAT PREP. NES			33	33	VIANDES ET PREP. NDA
FISH, FRESH OR FROZEN		78		78	POISSON, FRAIS OU CONG.
FISH, CANNED		28		28	POISSON EN BOITES
MILK POWDER		2		2	LAIT EN POUVRE
MALT AND MALT FLOUR		440		440	MALT ET FARINE DE MALT
WHEAT FLOUR		87,050		87,050	FARINE DE BLE
APPLES		488		488	POMMES
FRUITS, PREP. CANNED		5	39	44	FRUITS PREP. EN BOITE
NUTS, EXC. OIL NUTS NES			5	5	NOIX, SAUF OLEAG. NDA
COFFEE			133	133	CAFÉ
SPICES			2	2	ÉPICES
MISC. FOOD PREP. NES		1	4	5	DIV. PREP. ALIM. NDA
WINES			1	1	VINS
OIL SEEDS, NUTS NES		9		9	GRAINES, NOIX OLEAG. NDA
LOGS		9,448		9,448	BILLES
PULPWOOD		144,329		144,329	BOIS A PÂTE
COPPER ORE AND CONC.		20,884		20,884	MINÉRAI, CONC. CUIVRE
LEAD ORE AND CONC.		107,397		107,397	MINÉRAI, CONC. DE PLOMB
ZINC ORE AND CONC.		93,225		93,225	MINÉRAI, CONC. DE ZINC
NON-FERROUS MET. SCRAP		68		68	DÉCHETS METAL. NON FER.
ASBESTOS		16,757		16,757	AMIANTE
SAND AND GRAVEL			82,750	82,750	SABLE ET GRAVIERS
GYPSON			40,000	40,000	GYPSE
COTTON, TEXTILE WASTE		43		43	DÉCHETS DE COTON, TEXT.
HOGGED FUEL, WOOD		4,400		4,400	BOIS DE CHAUFFAGE
LUMBER AND TIMBER		195,716	25	195,741	BOIS D'OEUVRE ET CHARP.
SHINGLES AND SHAKES		93		93	BARDEAUX, BARD. FACADE
VENEER, PLYWOOD		2,037		2,037	PLACAGES, CONTRE-PLAQ.
PULP		320,798	3,326	324,124	PÂTE
NEWSPRINT PAPER		16,133		16,133	PAPIER JOURNAL
PAPER NES		10		10	PAPIER NDA
PAPERBOARD		30		30	CARTON
VEG. OILS, FATS NES			553	553	HUIL. MAT. GRAS. VEG. NDA
OILS, FATS, WAXES NES		72		72	HUIL. MAT. GRAS. CIRE NDA
INORGANIC CHEMS. NES		22		22	PROD. CHIM. INORG. NDA
ORGANIC CHEMICALS NES		20		20	PROD. CHIM. ORGAN. NDA
POTASH		11,552		11,552	POTASSE
FERTILIZERS NES		15,066		15,066	ENGRAIS CHIMIQUE NDA
AGRICULTURAL CHEMICALS		23		23	PROD. CHIM. AGRICOLES
PLASTIC MATERIALS	1		1	MATIÈRES PLASTIQUES	
PETROL. COAL PROD. NES		3,855	3,855	DÉRIVÉ PETR. CHARB. NDA	
PIG IRON	715		715	FER EN GUEUSE	
PRIMARY IRON, STEEL NES		976	976	FER, ACIER PRIMAIR. NDA	
CASTINGS, FORGINGS		1,742	1,742	MOL. PIÈCES FORGÉES	
BARS AND RODS, STEEL		70,037	70,037	BARRES ET TIGES ACIER	
PLATE & SHEET STEEL		150,448	150,448	TOLES, FEUILLES D'ACIER	
STRUCTURAL SHAPES	304	39,973	40,277	PROFILÉS DE CONSTRUCT.	
RAILS & TRACK MATERIAL		4,194	4,194	RAILS, MAT. VOIE FERRÉE	
PIPES, TUBES: IRON, STEEL	4,083	53,968	58,051	TUYAUX, TUBES: FER, ACIER	

TABLE 6. CARGOES HANDLED AT CANADIAN PORTS, TO AND FROM FOREIGN COUNTRIES, IN 1976

TABLEAU 6. MARCHANDISES MANUTENTIONNEES DANS LES PORTS CANADIENS, A DESTINATION OU EN PROVENANCE DE PAYS ETRANGERS, EN 1976

PORT PORT	COMMODITY	TONS LOADED TONNES CHARGÉES	TONS UNLOADED TONNES DECHARGÉES	TOTAL TOTAL	MARCHANDISES
NEW WESTMINSTER (CONTG. - SUITE)	WIRE	19	444	463	FIL METALLIQUE
	COPPER AND ALLOYS	15		15	CUIVRE ET ALLIAGES
	LEAD AND ALLOYS	15,426	400	15,826	PLOMB ET ALLIAGES
	ZINC AND ALLOYS	46,814		46,814	ZINC ET ALLIAGES
	NON-FERROUS METALS NES	27		27	METAUX NON-FERREUX NDA
	METAL FAB. BASIC PROD.	3,097	993	4,090	OUVR. DE BASE EN METAL
	BRICKS, TILES NES	255		255	BRIQUES, TILES NDA
	GLASS BASIC PRODUCTS		40	40	OUVR. DE BASE EN VERRE
	TRACTORS	1,163	14	1,177	TRACTEURS
	MACHINERY NES	8,802	124	8,926	MACHINES NDA
	PASS. AUTOS AND CHASSIS	2	71,160	71,162	VOITURES PART., CHASSIS
	BUSES AND CHASSIS	143		143	AUTOBUS ET CHASSIS
	TRUCKS AND CHASSIS	181	3,038	3,219	CAMIONS ET CHASSIS
	MOTOR VEHICLE ENGINES		3	3	MOTEURS DE VEH. AUTOM.
	ROAD MOTOR VEH. NES	6		6	VEH. AUTOM. ROUTIERS NDA
	SHIPS, AIRCRAFT, MIS. VEH	90	18	108	NAVIRES, AVIONS, VEH. DIV
	EQUIPMENT MISC.	202	40	242	MATERIEL DIVERS
	PERSONAL, HOUSEHOLD GOODS	3	32	35	ART. PERS. ET MENAGERS
	MISC. END PRODUCTS NES	27	12	39	PRODUITS FINIS DIV. NDA
	GENERAL CARGO	1,270	13,178	14,448	MARCHANDISES DIVERSES
PORT TOTAL	1,128,883 *	541,560 *	1,670,443 *	TOTAL DU PORT	
OCEAN FALLS	NEWSPRINT PAPER	25,658		25,658	PAPIER JOURNAL
	PORT TOTAL	25,658 *	*	25,658 *	TOTAL DU PORT
PORT ALBERNI	LOGS	26,719		26,719	BILLES
	WASTE AND SCRAP NES		1	1	DECHETS ET REBUTS NDA
	LUMBER AND TIMBER	297,758		297,758	BOIS D'OEUVRE ET CHARP.
	SHINGLES AND SHAKES	783		783	GARDEAUX, BARD. FACADE
	VENEER, PLYWOOD	24,892		24,892	PLACAGES, CONTRE-PLAQ.
	PULP	38,186		38,186	PATE
	NEWSPRINT PAPER	275,808		275,808	PAPIER JOURNAL
	PAPER NES	34,427		34,427	PAPIER NDA
	PAPERBOARD	8,087		8,087	CARTON
	CHEM. SPECIALTIES NES		48	48	PROD. CHIM. SPECIAUX NDA
	FUEL OIL		24,943	24,943	MAZOUT
	LUBRICATING OIL, GREASE	2		2	HUILE, GRAISSE LUBRIF.
	PIPES, TUBES: IRON, STEEL	1		1	TUYAUX, TUBES: FER, ACIER
	WIRE		34	34	FIL METALLIQUE
	METAL FAB. BASIC PROD.		278	278	OUVR. DE BASE EN METAL
	MACHINERY NES		9	9	MACHINES NDA
	PASS. AUTOS AND CHASSIS		1	1	VOITURES PART., CHASSIS
	EQUIPMENT MISC.	5		5	MATERIEL DIVERS
	PERSONAL, HOUSEHOLD GOODS	6		6	ART. PERS. ET MENAGERS
PORT TOTAL	706,674 *	25,314 *	731,988 *	TOTAL DU PORT	
PORT HARDY	COPPER ORE AND CONC.	23,520		23,520	MINERAIS, CONC. CUIVRE
	PORT TOTAL	23,520 *	*	23,520 *	TOTAL DU PORT
PORT MELLON	PULP	120,409		120,409	PATE
	PORT TOTAL	120,409 *	*	120,409 *	TOTAL DU PORT
POWELL RIVER	SAND AND GRAVEL		5,000	5,000	SABLE ET GRAVIERS
	PULP	11,939		11,939	PATE
	NEWSPRINT PAPER	251,635		251,635	PAPIER JOURNAL
	FUEL OIL		59,901	59,901	MAZOUT
	CONTAINERS, CLOSURES		8	8	CONTENEURS, FERMETURES
PORT TOTAL	263,574 *	64,909 *	328,483 *	TOTAL DU PORT	
PRINCE RUPERT	FISH, FRESH OR FROZEN	4,019		4,019	POISSON, FRAIS OU CONG.
	SHELL FISH, NES	723		723	MOLLUSQUES CRUST., NDA
	DATS	70		70	AVOINE
	WHEAT	272,885		272,885	BLE
	MALT AND MALT FLOUR	220		220	MALT ET FARINE DE MALT
	HULLS, SCREENINGS, CHAFF	720		720	EGLOURES, CRIBLURES, BAL
	SOYA. OIL MEAL, CAKE	410		410	FARINE TOURT. GR. SOYA
	BREWERS GRAINS	150		150	GRAINS DE BRASSERIE
	CONC. COMPLETE FEEDS	16,264		16,264	CONC., PROV. COMPLETES
	RAPESEED	212,049		212,049	GRAINE DE COLZA
	LOGS	64,370		64,370	BILLES
	LUMBER AND TIMBER	1,430		1,430	BOIS D'OEUVRE ET CHARP.
	PULP	236,297	12,350	248,647	PATE
	EXPLOS., FUSES, CAPS	4,560		4,560	EXPLOS., AMORCES, DET.
	GASOLINE	2,594		2,594	ESSENCE
	FUEL OIL	740		740	MAZOUT
	LUBRICATING OIL, GREASE	250		250	HUILE, GRAISSE LUBRIF.
	PETROL. COAL PROD. NES	5,006		5,006	DERIVE PETR. CHARB. NDA
	STRUCTURAL SHAPES	90		90	PROFILES DE CONSTRUCT.
	RAILS & TRACK MATERIAL	250		250	RAILS, MAT. VOIE FERREE
PIPES, TUBES: IRON, STEEL	290		290	TUYAUX, TUBES: FER, ACIER	
METAL FAB. BASIC PROD.	190		190	OUVR. DE BASE EN METAL	
NON-MET. MIN. BASIC PROD	1,360		1,360	PROD. MIN. NON-MET. BASE	
TRACTORS	330		330	TRACTEURS	

TABLE 6. CARGOES HANDLED AT CANADIAN PORTS, TO AND FROM FOREIGN COUNTRIES, IN 1976

TABLAU 6. MARCHANDISES MANUTENTIONNEES DANS LES PORTS CANADIENS, A DESTINATION OU EN PROVENANCE DE PAYS ETRANGERS, EN 1976

PORT	COMMODITY	TONS LOADED TONNES CHARGÉES	TONS UNLOADED TONNES DECHARGÉES	TOTAL TOTAL	MARCHANDISES	
PRINCE RUPERT (CONTD. - SUITE)	MACHINERY NES	810		810	MACHINES NOA	
	RAILWAY ROLLING STOCK	180		180	MAT. ROUL. DE CH. DE FER	
	ROAD MOTOR VEH. NES	380		380	VEH. AUTOM. ROU. TIERS NDA	
	SHIPS, AIRCRAFT, MIS. VEH	110		110	NAVIRES, AVIONS, VEH. DIV	
	EQUIPMENT MISC.	2,187		2,187	MATERIEL DIVERS	
	FIREARMS, AMMUNITION	40		40	ARMES A FEU, MUNITIONS	
	CONTAINERS, CLOSURES	450		450	CONTENEURS, FERMETURES	
	PORT TOTAL	829,424 *	12,350 *	841,774 *	TOTAL DU PORT	
	RUPERT INLET	COPPER ORE AND CONC.	104,947		104,947	MINERAI, CONC. CUIVRE
		LEAD ORE AND CONC.	18,469		18,469	MINERAI, CONC. DE PLOMB
PORT TOTAL		123,416 *		123,416 *	TOTAL DU PORT	
QUATSINO	PULP	960		960	PATE	
	FUEL OIL		23,533	23,533	MAZOUT	
PORT TOTAL	960 *	23,533 *	24,493 *	TOTAL DU PORT		
ROBERTS BANK	COAL, BITUMINOUS	6,440,669		6,440,669	CHARBON BITUMINEUX	
	COAL, NES	10,810		10,810	CHARBON, NOA	
	COKE	93,347		93,347	COKE	
	PORT TOTAL	6,544,826 *		6,544,826 *	TOTAL DU PORT	
Sooke	PULPWOOD	323,820		323,820	BOIS A PATE	
	HOGGED FUEL, WOOD	127,302		127,302	BOIS DE CHAUFFAGE	
	WASTE AND SCRAP NES	7,700		7,700	DECHETS ET REBUTS NOA	
	PORT TOTAL	458,822 *		458,822 *	TOTAL DU PORT	
SQUAMISH	PULPWOOD	3,600		3,600	BOIS A PATE	
	ORES AND CONC. NES	784		784	MINERAIS ET CONC. NDA	
	SALT		24,900	24,900	SEL	
	LUMBER AND TIMBER	40,630		40,630	BOIS D'OEUVRE ET CHARP.	
	SHINGLES AND SHAKES	220		220	BARDEAUX, BARD. FACADE	
	VENEER, PLYWOOD	225		225	PLACAGES, CONTRE-PLAQ.	
	PULP	287,413	781	288,194	PATE	
	PAPER NES	392		392	PAPIER NOA	
	INORGANIC CHEMS. NES	22,079		22,079	PROD. CHIM. INORG. NDA	
	EQUIPMENT MISC.	64		64	MATERIEL DIVERS	
	CONTAINERS, CLOSURES	16		16	CONTENEURS, FERMETURES	
PORT TOTAL	355,423 *	25,681 *	381,104 *	TOTAL DU PORT		
TASU	COPPER ORE AND CONC.	12,892		12,892	MINERAI, CONC. CUIVRE	
	IRON ORE AND CONC	982,746		982,746	MINERAI, CONC. DE FER	
	PORT TOTAL	995,638 *		995,638 *	TOTAL DU PORT	
TARSISS	LUMBER AND TIMBER	231,337		231,337	BOIS D'OEUVRE ET CHARP.	
PORT TOTAL	231,337 *		231,337 *	TOTAL DU PORT		
TEAKERNE ARM	LUMBER AND TIMBER	1,512		1,512	BOIS D'OEUVRE ET CHARP.	
PORT TOTAL	1,512 *		1,512 *	TOTAL DU PORT		
TEXADA	COPPER ORE AND CONC.	8,124		8,124	MINERAI, CONC. CUIVRE	
	IRON ORE AND CONC	328,756		328,756	MINERAI, CONC. DE FER	
	LEAD ORE AND CONC.	3,300		3,300	MINERAI, CONC. DE PLOMB	
	PORT TOTAL	340,180 *		340,180 *	TOTAL DU PORT	
VANANDA	LIMESTONE	232,650		232,650	PIERRE CALCAIRE	
PORT TOTAL	232,650 *		232,650 *	TOTAL DU PORT		
VANCOUVER	MEAT, FRESH OR FROZEN	311	14,085	14,396	VIANDE, FRAICHE / CONG.	
	MEAT, CURED		2	2	VIANDE FUMEE OU SALEE	
	MEAT AND MEAT PREP. NES	5	142	147	VIANDES ET PREP. NDA	
	FISH, FRESH OR FROZEN	9,000	69	9,069	POISSON, FRAIS OU CONG.	
	FISH, SALTED OR CURED	585	24	609	POISSON, SALE OU FUME	
	FISH, CANNED	1,663	143	1,806	POISSON EN BOITES	
	LOBSTER		9	9	HOMARD	
	SHELL FISH, NES	106	186	292	MOLLUSQUES CRUST., NDA	
	CHEESE		214	214	FROMAGE	
	MILK POWDER	204		204	LAIT EN POUVRE	
	DAIRY PROD. EGGS, HONEY	185	39	224	PROD. LAIT., DEUFS, MIEL	
	BARLEY	1,940,691		1,940,691	ORGE	
	OATS	27,148		27,148	AVOINE	
	RYE	49,041		49,041	SEIGLE	
	WHEAT	3,764,728		3,764,728	BLE	
	CEREALS UNMILLED, NES	17,054	153	17,207	CEREALES NON MDUL., NDA	
	MALT AND MALT FLOUR	2,159		2,159	MALT ET FARINE DE MALT	
	WHEAT FLOUR	1,855	50	1,905	FARINE DE BLE	
	BAKERY PROD. INC. FROZEN		4	4	PROD. BOUL., PROD. CONG.	
	MACARONI, CEREAL PROD.		337	337	PATES ALIM. PROD. CEREAL	
	APPLES	7,506	966	8,472	POMMES	
BANANAS AND PLANTAINS		7	7	BANANES ET PLANTAINS		
FRESH FRUITS, BERRIES	192	18,942	19,134	FRUITS, BAIES FRAIS		
FROZEN FRUITS, BERRIES	3	20	23	FRUITS, BAIES CONGELES		
DRIED FRUITS	5	1,576	1,581	FRUITS SECS		

TABLE 6. CARGOES HANDLED AT CANADIAN PORTS, TO AND FROM FOREIGN COUNTRIES, IN 1976

TABLEAU 6. MARCHANDISES MANUTENTIONNEES DANS LES PORTS CANADIENS, A DESTINATION OU EN PROVENANCE DE PAYS ETRANGERS, EN 1976

PORT PORT	COMMODITY	TONS LOADED TONNES CHARGÉES	TONS UNLOADED TONNES DECHARGÉES	TOTAL TOTAL	MARCHANDISES
VANCOUVER (CONTD. - SUITE)	FRUIT JUICES	26	2,413	2,439	JUS DE FRUIT
	FRUIT PULP, PUREE		2	2	PULPE DE FRUIT, PUREE
	FRUIT,PRES.NOT CANNED		175	175	CONS. FRUITS NON BOITE
	FRUITS, PRÉP. CANNED	29	4,121	4,150	FRUITS PRÉP. EN BOITE
	PEANUTS		1	1	CACAHUETES
	NUTS,EXC.OIL NUTS NES		1,976	1,976	NOIX,SAUF OLEAG.NDA
	POTATOES	1		1	POMMES DE TERRE
	VEGETABLES, FRESH		648	648	LEGUMES, FRAIS
	VEGETABLES, FRCZEN	168	65	233	LEGUMES, CONGELES
	VEGETABLES, DRIED	2,360	164	2,524	LEGUMES, SECS
	VEGETABLE PREP.NES	77	2,966	3,043	PRÉP. DE LEGUMES NDA
	RAW SUGAR		24,420	24,420	SUCRE BRUT
	SUGAR, NES	659		659	SUCRE, NDA
	SYRUP		8	8	SIROP
	SUGAR PREPARATIONS	21	117	138	PRÉP. A BASE DE SUCRE
	COCOA AND CHOCOLATE		52	52	CACAO ET CHOCOLAT
	COFFEE		11,167	11,167	CAFE
	TEA		1,810	1,810	THE
	SPICES		380	380	ÉPICES
	MISC.FOOD PREP.NES	221	5,433	5,654	DIV.PREP.ALIM.NDA
	HULLS,SCREENINGS,CHAFF	14,930		14,930	ÉCOURES,CRIBLURES,BAL
	BRAN,SHORTS,MIDDOLINGS	7,404		7,404	SON,ISSUES DE CEREALES
	GROUND CEREALS NES	554		554	CEREALES MOULUES NDA
	OIL SEED MEAL,CAKE NES	2		2	FAR,TOURT,OLEAG.NDA
	FEEDS,VEGETABLE ORIGIN	10,398		10,398	PROV.DORIGINE VEGETALE
	FEEDS OF ANIMAL ORIGIN	7,772		7,772	PROV.DORIGINE ANIMALE
	CONC.COMPLETE FEEDS	200,716	184	200,900	CONC.,PROV.COMPLETES
	NON-ALCOHOLIC BEVERAGE		294	294	BOISSONS NON-ALCOOLIQ.
	ALE,BEER,STOUT,PORTER		78	78	ALE,BIERE,STOJT,PORTER
	WINES	17	2,331	2,348	VINS
	FERM.ALCOHOLIC BEV.		20	20	BOISS.ALCOOL.FERME.
	DIST.ALCOHOLIC BEV.	247	10,987	11,234	BOISS.ALCOOL.DIST.
	RAW HIDES AND SKINS	2,910	1	2,911	PEAUX ET CUIRS BRUT
	CRUDE ANIMAL PROD.NES	10	136	146	PR.BRUTS ORIG.ANIM.NDA
	SEEDS FOR SOWING NES	109	63	172	GRAINES DE SEMENCE NDA
	FLAXSEED	101,830		101,830	GRAINE DE LIN
	MUSTARD SEED	491		491	GRAINE DE MOUTARDE
	RAPESEED	603,129		603,129	GRAINE DE COLZA
	SOYA BEANS	11,094		11,094	GRAINE DE SOYA
	OIL SEEDS,NUTS NES	7,794	1,757	9,551	GRAINES,NOIX OLEAG.NDA
	NURSERY,GREENHSE STOCK		2	2	PROD.PEPINIERE,SERR.
	RUBBER,ALLIED GUMS,NAT		49,685	49,685	CAOUTCHOUC GOMMES NAT.
	CRUDE VEG.PROD.NES		63	63	PR.BRUTS ORIG.VEG.NDA
	LOGS	127,668	20,000	147,668	BILLES
	BOLTS,ROUND TIMBER	1,341	135	1,476	BILLOTS,BOIS RONDS
	PULPWOOD	165,871		165,871	BOIS A PATE
	WOOL AND ANIMAL HAIR		72	72	LAIN,POILS DANIMAL
	TEXTILE FIBRES NES	132	1,834	1,966	FIBRES TEXTILES NDA
	COPPER ORE AND CONC.	544,676		544,676	MINERAI,CONC. CUIVRE
	LEAD ORE AND CONC.	4,840		4,840	MINERAI,CONC.DE PLOMB
	NICKEL-COPPER ORE	11,834	24,228	36,062	MINERAI,CONC.DE ZINC
	ZINC ORE AND CONC.	59,075		59,075	MINERAI,CONC.DE ZINC
	ORES AND CONC.NES	6,283	18	6,301	MINERAIS ET CONC.NDA
	IRON AND STEEL SCRAP	6,545	773	7,318	DECHETS DE FER, DACIER
	NON-FERROUS MET.SCRAP	482		482	DECHETS METAL.NON FER.
	SLAG,DRSS,BY-PRODUCTS		20,000	20,000	POUS.GUEUL.SCOR.PROD.
	COAL,BITUMINOUS	3,754,997		3,754,997	CHARBON BITUMINEUX
	ASBESTOS	63,031		63,031	AMIANTE
	BENTONITE	2,204		2,204	BENTONITE
	SAND AND GRAVEL		837,225	837,225	SABLE ET GRAVIERS
	LIMESTONE	90,900		90,900	PIERRE CALCAIRE
	STONE,CRUDE NES	3	296	299	PIERRE BRUTE NDA
	PHOSPHATE ROCK		634,373	634,373	ROCHE PHOSPHATEE
	SALT		314,711	314,711	SEL
	SULPHUR IN ORES	2,342,670		2,342,670	SOUFRE EN MINERAI
	CRUDE NON-MET.MIN.NES	3,424		3,424	MIN.NON-MET.BRUTS NDA
	COTTON,TEXTILE WASTE	183	207	390	DECHETS DE COTON,TEXT.
	HOGGED FUEL, WOOD	18,600		18,600	BOIS DE CHAUFFAGE
	WASTE AND SCRAP NES	1,757	26	1,783	DECHETS ET REBUTS NDA
	FURS,DRESSED	1		1	FOURRURES APPRETEES
	RUBBER FAB.MATERIALS	11	424	435	DEMI-PROD.CAOUTCHOUC
	LUMBER AND TIMBER	2,108,550	20,344	2,128,894	BOIS D'OEUVRE ET CHARP.
	SHINGLES AND SHAKES	1,788		1,788	BARDEAUX,BARD.FACADE
	SANMILL PRODUCTS NES		7	7	SCIAGES NDA
	VENEER,PLYWOOD	74,302	50,824	125,126	PLACAGES,CONTRE-PLAQ.
	COOPERAGE STOCK	5	23	28	DEMI-PROD.TONNELLERIE
	WOOD FAB.MATERIALS	498	12,840	13,338	DEMI-PRODUITS EN BOIS
	PULP	611,436		611,436	PATE
	NEWSPRINT PAPER	16,048		16,048	PAPIER JOURNAL
	PAPER NES	40,918	86	41,004	PAPIER NDA
PAPERBOARD	29,291	511	29,802	CARTON	
BLDG.PAPER AND BOARD	3,159	123	3,282	PLAQ.CONSTR.,PAP/CART.	
CORDAGE,TWINE,ROPE	40	5,741	5,781	CORDAGE,FICELLE,CORDE	

TABLE 6. CARGOES HANDLED AT CANADIAN PORTS, TO AND FROM FOREIGN COUNTRIES, IN 1976

TABLEAU 6. MARCHANDISES MANUTENTIONNEES DANS LES PORTS CANADIENS, A DESTINATION OU EN PROVENANCE DE PAYS ETRANGERS, EN 1976

PORT PORT	COMMODITY	TONS LOADED TONNES CHARGÉES	TONS UNLOADED TONNES DECHARGÉES	TOTAL TOTAL	MARCHANDISES
VANCOUVER (CONTD. - SUITE)	JUTE WOVEN FABRICS		4,860	4,860	TISSUS DE JUTE
	TEXTILE FAB.MTL NES	230	3,519	3,749	OUVR. EN MAT. TEXT. NDA
	ANIMAL OILS, EXC. MARINE	41,619	13	41,632	HUIL. ANIM. SAUF AN. MAR.
	VEG. OILS, FATS NES	24,276	2,780	27,056	HUIL. MAT. GRAS. VEG. NDA
	OILS, FATS, WAXES NES	3,945	851	4,796	HUIL. MAT. GRAS. CIRE NDA
	METALLIC SALTS	554	2,281	2,835	SELS METALLIQUES
	INORGANIC CHEMS. NES	9,255	33,300	42,555	PROD. CHIM. INORG. NDA
	ORGANIC CHEMICALS NES	52,864	658	53,522	PROD. CHIM. ORGAN. NDA
	POTASH	1,626,950		1,626,950	POTASSE
	FERTILIZERS NES	17,532	28,147	45,679	ENGRAIS CHIMIQUE NDA
	AGRICULTURAL CHEMICALS	171	184	355	PROD. CHIM. AGRICOLES
	SYNTHETIC RUBBER	2	1	3	CAOUTCHOUC SYNTHETIQUE
	PLASTIC MATERIALS	6,451	912	7,363	MATIERES PLASTIQUES
	DYESTUFF, PIGMENT, PAINT	103	64	167	MAT. COLOR. PIG. PEINTURE
	CHEM. SPECIALTIES NES	735	148	883	PROD. CHIM. SPECIAUX NDA
	GASOLINE	23,576		23,576	ESSENCE
	FUEL OIL	126,198	41,866	168,064	MAZOUT
	LUBRICATING OIL, GREASE	80	9	89	HUILE, GRAISSE LUBRIF.
	COKE	152,652		152,652	COKE
	PETROL. COAL PROD. NES	258,832		258,832	DERIVE PETR. CHARB. NDA
	FERRO-ALLOYS		64	64	FERRO-ALLIAGES
	PRIMARY IRON, STEEL NES	2,848	5,369	8,217	FER, ACIER PRIMAIR. NDA
	CASTINGS, FORGINGS	1	2,966	2,967	MOUL. PIECES FORGEES
	BAR AND RODS, STEEL	3	28,022	28,025	BARRES ET TIGES ACIER
	PLATE & SHEET STEEL	20	37,112	37,132	TOLES, FEUILLES D'ACIER
	STRUCTURAL SHAPES	2,938	50,072	53,010	PROFILES DE CONSTRUCT.
	RAILS & TRACK MATERIAL		71	71	RAILS, MAT. VOIE FERREE
	PIPES, TUBES, IRON, STEEL	6,500	13,332	19,832	TUYAUX, TUBES: FER, ACIER
	WIRE	194	6,513	6,707	FIL METALLIQUE
	ALUMINIUM	21,994	55	22,049	ALUMINIUM
	COPPER AND ALLOYS	23	258	281	CUIVRE ET ALLIAGES
	LEAD AND ALLOYS	7,349		7,349	PLOMB ET ALLIAGES
	NICKEL AND ALLOYS	718	1,617	2,335	NICKEL ET ALLIAGES
	ZINC AND ALLOYS	13,527		13,527	ZINC ET ALLIAGES
	NON-FERROUS METALS NES	108	104	212	METAUX NON-FERREUX NDA
	METAL FAB. BASIC PROD.	189	16,652	16,841	OUVR. DE BASE EN METAL
	BRICKS, TILES NES		1,148	1,148	BRICKES, TUILLES NDA
	GLASS BASIC PRODUCTS		6,993	6,993	OUVR. DE BASE EN VERRE
	ASBESTOS BASIC PROD.		44	44	OUVR. DE BASE AMIANTE
	CEMENT	56,632	34,636	91,268	CIMENT
	CEMENT BASIC PROD.	117	21	138	OUVR. DE BASE CIMENT
	LIME	1,352	603	1,955	CHAUX
	NON-MET. MIN. BASIC PROD	6	2,129	2,135	PROD. MIN. NON-MET. BASE
	MISC. FABRICATED PROD.		1,266	1,266	OUVRAGES DIVERS
	TRACTORS	1,484	5,201	6,685	TRACTEURS
	MACHINERY NES	4,001	13,825	17,826	MACHINES NDA
	RAILWAY ROLLING STOCK	12	37	49	MAT. ROUL. DE CH. DE FER
	PASS. AUTOS AND CHASSIS	92	22,122	22,214	VOITURES PART. CHASSIS
	BUSES AND CHASSIS	2		2	AUTOBUS ET CHASSIS
	TRUCKS AND CHASSIS	1,344	890	2,234	CAMIONS ET CHASSIS
	MOTOR VEHICLE ENGINES	179	1,362	1,541	MOTEURS DE VEH. AUTOM.
	ROAD MOTOR VEH. NES	157	722	879	VEH. AUTOM. ROUTIERS NDA
	SHIPS, AIRCRAFT, MIS. VEH	174	1,215	1,389	NAVIERES, AVIONS, VEH. DIV
	RUBBER TIRES AND TUBES	2	725	727	PNEUS, CHAMBRES A AIR
	EQUIPMENT MISC.	1,355	9,820	11,175	MATERIEL DIVERS
	PERSONAL, HOUSEHOLD GOODS	1,131	12,034	13,165	ART. PERS. ET MENAGERS
	FIREARMS, AMMUNITION		2	2	ARMES A FEU, MUNITIONS
	CONTAINERS, CLOSURES	186	235	421	CONTENEURS, FERMETURES
	MISC. END PRODUCTS NES	5,081	866	5,947	PRODUITS FINIS DIV. NDA
	GENERAL CARGO	203	853	1,056	MARCHANDISES DIVERSES
	CONTAINERIZED FREIGHT	454,368	460,814	915,182	FRET CONTENEURESE
	PORT TOTAL	19,818,288 *	2,962,671 *	22,780,959 *	TOTAL DU PORT
	VICTORIA	FISH, FRESH OR FROZEN	126		126
WHEAT		187,017		187,017	BLE
FRESH FRUITS, BERRIES			369	369	FRUITS, BAIES FRAIS
LDGS		7,545	77,517	85,062	BILLES
SLAG, DROSS, BY-PRODUCTS			4,000	4,000	POUS. GUEUL. SCDDR. PROD.
SAND AND GRAVEL			34,200	34,200	SABLE ET GRAVIERS
LIMESTONE		17,150		17,150	PIERRE CALCAIRE
GYPSUM			17,000	17,000	GYPSE
LUMBER AND TIMBER		446,557	4,303	450,860	BOIS D'OEUVRE ET CHARP.
VENEER, PLYWOOD			300	300	PLACAGES, CONTRE-PLAQ.
WOOD FAB. MATERIALS			277	277	DEMI-PRODUITS EN BOIS
PULP		58,191	28,915	87,106	PATE
EXPLOS., FUSES, CAPS		238		238	EXPLOS., AMORCES, DET.
FUEL OIL			35,562	35,562	MAZOUT
ASPHALTS, ROAD OILS			5,000	5,000	ASPHALTE, BITUME LIQD.
WIRE			210	210	FIL METALLIQUE
CEMENT		90,706	23,500	114,206	CIMENT
EQUIPMENT MISC.		4		4	MATERIEL DIVERS
MISC. END PRODUCTS NES		200		200	PRODUITS FINIS DIV. NDA
PORT TOTAL		807,734 *	231,153 *	1,038,887 *	TOTAL DU PORT

TABLE 6. CARGOES HANDLED AT CANADIAN PORTS, TO AND FROM FOREIGN COUNTRIES, IN 1976

TABLEAU 6. MARCHANDISES MANUTENTIONNEES DANS LES PORTS CANADIENS, A DESTINATION OU EN PROVENANCE DE PAYS ETRANGERS, EN 1976

PORT PORT	COMMODITY	TONS LOADED TONNES CHARGÉES	TONS UNLOADED TONNES DÉCHARGÉES	TOTAL TOTAL	MARCHANDISES
WATSON ISLAND	LUMBER AND TIMBER	963		963	BOIS D'OEUVRE ET CHARB.
	PULP	6,936		6,936	PÂTE
	PORT TOTAL	7,899 *		7,899 *	TOTAL DU PORT
STEWART	COPPER ORE AND CONC.	51,606		51,606	MINÉRAI, CONC. CUIVRE
	FUEL OIL		15,303	15,303	MAZOUT
	PORT TOTAL	51,606 *	15,303 *	66,909 *	TOTAL DU PORT
BC-NES/C-B.-NDA	LIMESTONE	213,550		213,550	PIERRE CALCAIRE
	PORT TOTAL	213,550 *		213,550 *	TOTAL DU PORT
	PROVINCE TOTAL	36,790,655 **	4,674,108 **	41,464,763 **	TOTAL DE LA PROVINCE
NORTH-WEST TERR. / TERR. DU NORD-OUEST NWT-NES/TNO-NDA	GASCLINE		268	268	ESSENCE
	FUEL OIL		6,331	6,331	MAZOUT
	PORT TOTAL		6,599 *	6,599 *	TOTAL DU PORT
	PROVINCE TOTAL	**	6,599 **	6,599 **	TOTAL DE LA PROVINCE
	TOTAL - CANADA	126,562,025 **	62,253,074 **	188,815,099 **	TOTAL - CANADA
SUMMARY					SOMMAIRE
	NEWFOUNDLAND	1,400,604	954,285	2,354,889	TERRE NEUVE
	PR. EDWARD ISLAND	174,645	6,544	181,189	ILE DU PR. EDOUARD
	NOVA SCOTIA	7,506,065	9,295,386	16,801,451	NOUVELLE-ECOSSE
	NEW BRUNSWICK	3,282,668	6,850,616	10,133,284	NOUVEAU-BRUNSWICK
	QUEBEC	65,714,000	15,665,310	81,379,310	QUEBEC
	ONTARIO	10,900,054	24,768,667	35,668,721	ONTARIO
	MANITOBA	793,334	31,559	824,893	MANITOBA
	BRITISH COLUMBIA	36,790,655	4,674,108	41,464,763	COLOMBIE-BRITANNIQUE
	NORTH-WEST TERR.		6,599	6,599	TERR. DU NORD-OUEST
	TOTAL - CANADA	126,562,025 **	62,253,074 **	188,815,099 **	TOTAL - CANADA

TABLE 7. VESSELS DEPARTED FROM CANADIAN PORTS, IN INTERNATIONAL SEABORNE SHIPPING, BY RIG AND SIZE, IN 1976

TABLEAU 7. MOUVEMENTS INTERNATIONAUX DE NAVIRES EN PROVENANCE DE PORTS CANADIENS, SUIVANT LE GREEMENT ET LA DIMENSION, EN 1976

PROVINCE AND NET TONNAGE RANGE PROVINCE ET RANGEE DE TONNAGE NET	STEAM / VAPEUR		MOTOR / MOTEUR		UNRIGGED / SANS GREEMENT		TOTAL / TOTAL	
	NUMBER NOMBRE	NET TONS TONNES NET	NUMBER NOMBRE	NET TONS TONNES NET	NUMBER NOMBRE	NET TONS TONNES NET	NUMBER NOMBRE	NET TONS TONNES NET
NEWFOUNDLAND / TERRE-NEUVE								
1- 99			97	3,426			97	3,426
100- 499	1	230	206	78,710			207	78,940
500- 999			55	34,360			55	34,360
1000-1999			130	202,662			130	202,662
2000-2999			490	1,325,179			490	1,325,179
3000-3999	3	10,324	95	308,928			98	319,252
4000-4999			8	35,571			8	35,571
5000-5999			4	22,371			4	22,371
6000+	30	515,131	90	1,109,009			120	1,624,140
TOTAL	34	525,685	1,175	3,120,216			1,209	3,645,901
PR. EDWARD ISLAND / ILE DU PR. EDOUARD								
1- 99			1	1			1	1
100- 499			6	1,256			6	1,256
500- 999			10	8,543			10	8,543
1000-1999			28	42,016			28	42,016
2000-2999			10	24,493			10	24,493
3000-3999			9	31,427			9	31,427
4000-4999			1	4,315			1	4,315
5000-5999			2	10,761			2	10,761
6000+	1	13,977	5	47,049			6	61,026
TOTAL	1	13,977	72	169,861			73	183,838
NOVA SCOTIA / NOUVELLE-ECOSSE								
1- 99			53	984			53	984
100- 499	1	345	151	37,206			152	37,551
500- 999			122	90,855			122	90,855
1000-1999	2	2,618	214	315,524			216	318,142
2000-2999			193	513,091			193	513,091
3000-3999	1	3,931	99	337,496			100	341,427
4000-4999	68	288,279	21	90,968			89	379,247
5000-5999			42	239,359			42	239,359
6000+	252	4,394,451	400	4,772,748	12	126,045	664	9,293,244
TOTAL	324	4,689,624	1,295	6,398,231	12	126,045	1,631	11,213,900
NEW BRUNSWICK / NOUVEAU-BRUNSWICK								
1- 99			723	19,835			723	19,835
100- 499	2	378	50	13,069			52	13,447
500- 999			40	30,794			40	30,794
1000-1999	1	1,453	110	168,401			111	169,854
2000-2999			91	226,554			91	226,554
3000-3999			88	309,944			88	309,944
4000-4999	2	8,316	82	367,825			84	376,141
5000-5999			94	521,897	2	11,272	96	533,169
6000+	61	2,317,892	296	3,706,425	7	60,494	364	6,084,811
TOTAL	66	2,328,039	1,574	5,364,744	9	71,766	1,649	7,764,549
QUEBEC / QUEBEC								
1- 99			5	8			5	8
100- 499			91	18,533			91	18,533
500- 999	2	1,480	55	41,887			57	43,367
1000-1999	6	8,048	438	689,810			444	697,858
2000-2999			371	930,031			371	930,031
3000-3999			302	1,030,657			302	1,030,657
4000-4999	38	176,719	227	1,013,165			265	1,189,884
5000-5999	67	361,815	188	1,035,917			255	1,397,732
6000+	611	6,903,210	2,162	31,321,260	49	415,712	2,822	38,640,182
TOTAL	724	7,451,272	3,839	36,081,268	49	415,712	4,612	43,948,252
ONTARIO / ONTARIO								
1- 99			539	23,405			539	23,405
100- 499			797	108,843		377	799	109,220
500- 999			68	54,385	151	110,805	219	165,190
1000-1999	9	13,827	327	516,538	739	1,065,926	1,075	1,596,291
2000-2999			188	473,174	7	16,583	195	489,757
3000-3999	59	210,258	118	403,756	9	30,283	186	644,297
4000-4999	155	736,667	72	317,665			227	1,054,332
5000-5999	90	488,643	51	275,185			141	763,828
6000+	492	5,025,155	845	10,483,143	2	16,976	1,339	15,525,274
TOTAL	805	6,474,550	3,005	12,656,094	910	1,240,950	4,720	20,371,594

TABLE 7. VESSELS DEPARTED FROM CANADIAN PORTS, IN INTERNATIONAL SEABORNE SHIPPING, BY RIG AND SIZE, IN 1976

TABLEAU 7. MOUVEMENTS INTERNATIONAUX DE NAVIRES EN PROVENANCE DE PORTS CANADIENS, SUIVANT LE GREEMENT ET LA DIMENSION, EN 1976

PROVINCE AND NET TONNAGE RANGE PROVINCE ET RANGEE DE TONNAGE NET	STEAM / VAPEUR		MOTOR / MOTEUR		UNRIGGED / SANS GREEMENT		TOTAL / TOTAL	
	NUMBER NOMBRE	NET TONS TONNES NET	NUMBER NOMBRE	NET TONS TONNES NET	NUMBER NOMBRE	NET TONS TONNES NET	NUMBER NOMBRE	NET TONS TONNES NET
MANITOBA / MANITOBA								
6000+			29	340,401			29	340,401
TOTAL			29	340,401			29	340,401
BRITISH COLUMBIA / COLCMBIE-BRITANNIQUE								
1- 99			2,024	72,309			2,024	72,309
100- 499			106	17,186	4	1,587	110	18,773
500- 999			24	18,500	933	747,209	957	765,709
1000-1999			41	62,449	1,024	1,642,673	1,065	1,705,122
2000-2999	1	2,098	97	252,501	417	1,057,203	515	1,311,802
3000-3999	48	149,802	114	389,487	80	296,089	242	835,378
4000-4999	12	54,301	196	860,936	76	342,938	284	1,258,175
5000-5999	29	159,704	433	2,382,831	46	259,721	508	2,802,256
6000+	124	1,441,001	2,245	26,502,509	30	246,213	2,399	28,189,723
TOTAL	214	1,806,906	5,280	30,558,708	2,610	4,593,633	8,104	36,959,247
NORTH-WEST TERR. / TERR. DU NORD-OUEST								
3000-3999			1	3,374			1	3,374
TOTAL			1	3,374			1	3,374
CANADA - CANADA								
1- 99			3,442	119,968			3,442	119,968
100- 499	4	953	1,407	274,803	6	1,964	1,417	277,720
500- 999	2	1,480	374	279,324	1,084	858,014	1,460	1,138,818
1000-1999	18	25,946	1,288	1,997,400	1,763	2,708,599	3,059	4,731,945
2000-2999	1	2,098	1,440	3,745,023	424	1,073,786	1,865	4,820,907
3000-3999	111	374,315	826	2,815,069	89	326,372	1,026	3,515,756
4000-4999	275	1,264,282	607	2,690,445	76	342,938	958	4,297,665
5000-5999	186	1,010,162	814	4,488,321	48	270,993	1,048	5,769,476
6000+	1,571	20,610,817	6,072	78,282,544	100	865,440	7,743	99,758,801
TOTAL	2,168	23,290,053	16,270	94,692,897	3,590	6,448,106	22,028	124,431,056

TABLE B. VESSEL ARRIVALS AND DEPARTURES IN INTERNATIONAL SEABORNE SHIPPING, BY PORT, IN 1976

TABLEAU B. MOUVEMENTS INTERNATIONAUX (ARRIVEES ET DEPARTS) DES NAVIRES, PAR PORT, EN 1976

PROVINCE - PORT	(*)	ARRIVED / ARRIVE		DEPARTED / PARTI		TOTAL / TOTAL	
		NUMBER NOMBRE	NET TONNAGE TONNAGE NET	NUMBER NOMBRE	NET TONNAGE TONNAGE NET	NUMBER NOMBRE	NET TONNAGE TONNAGE NET
NEWFOUNDLAND / TERRE-NEUVE							
ARGENTIA	B	1	737	1	737	2	1,474
	C			23	10,594	23	10,594
		1	737	24	11,331	25	12,068
BAIE VERTE	B	14	35,418	3	3,755	17	39,173
	C			14	35,418	14	35,418
		14	35,418	17	39,173	21	74,591
BAY ROBERTS	B			1	1,454	1	1,454
	C	1	1,454	1	395	2	1,849
		1	1,454	2	1,849	3	3,303
BELL ISLAND	B			2	3,280	2	3,280
	C						
				2	3,280	2	3,280
BOTWOOD	B	55	183,467	4	42,537	59	226,004
	C	3	24,329	55	183,515	58	207,844
		58	207,796	59	226,052	117	433,848
BURIN	B	12	5,284	20	13,105	32	18,389
	C	2	3,258	3	1,380	5	4,638
		14	8,542	23	14,485	37	23,027
BURGED	B	4	1,670	10	10,764	14	12,434
	C	5	3,017	6	1,759	11	4,776
		9	4,687	16	12,523	25	17,210
CATALINA	B			7	11,480	7	11,480
	C			1	395	1	395
				8	11,875	8	11,875
CLARENVILLE	B			17	20,961	17	20,961
	C						
				17	20,961	17	20,961
CORNER, SANDY	B	37	168,797	9	72,732	46	241,529
	C	25	70,866	56	219,532	81	290,398
		62	239,663	65	292,264	127	531,927
COME-IT-CHAMBLE	B	20	215,390	6	213,065	26	428,455
	C	2	91,289	6	79,989	8	171,278
		22	306,679	12	293,054	34	599,733
FORTUNE	B	146	38,572	56	29,857	202	68,429
	C	13	5,583	100	19,109	113	24,692
		159	44,155	156	48,966	315	93,121
GOOSE BAY	B	12	134,197	3	12,423	15	146,620
	C	1	11,208			1	11,208
		13	145,405	3	12,423	16	157,828
GRAND BANK	B	10	2,337	8	10,394	18	12,731
	C	5	7,666	11	2,797	16	10,463
		15	10,003	19	13,191	34	23,194
HARBOUR BRETON	B	5	1,647	3	4,737	8	6,384
	C	4	6,119	2	772	6	6,891
		9	7,766	5	5,509	14	13,275
HARBOUR GRACE	B	7	2,410	5	8,200	12	10,610
	C	1	169	8	2,579	9	2,748
	B		2,579	13	10,779	21	13,358
RAMEA	B			10	8,175	10	8,175
	C	2	462	6	1,843	8	2,305
		2	462	16	10,018	18	10,480
HOLYRODD	B	9	79,377	19	213,169	28	292,546
	C	12	146,828	1	3,374	13	150,202
		21	226,205	20	216,543	41	442,748
LEWISPORTE	B			2	2,115	2	2,115
	C						
				2	2,115	2	2,115
LONG POND	B	5	11,820			5	11,820
	C			5	11,820	5	11,820
		5	11,820	5	11,820	10	23,640
MARYSTOWN	B	12	6,240	16	20,452	28	26,692
	C	4	6,552	9	4,860	13	11,412
		16	12,792	25	25,312	41	38,104

B - BALLAST, C - CARGO / CARGAISON.

TABLE 8. VESSEL ARRIVALS AND DEPARTURES IN INTERNATIONAL SEABORNE SHIPPING, BY PORT, IN 1976

TABLEAU 8. MOUVEMENTS INTERNATIONAUX (ARRIVEES ET DEPARTS) DES NAVIRES, PAR PORT, EN 1976

PROVINCE - PORT	(*)	ARRIVED / ARRIVE		DEPARTED / PARTI		TOTAL / TOTAL	
		NUMBER NOMBRE	NET TONNAGE TONNAGE NET	NUMBER NOMBRE	NET TONNAGE TONNAGE NET	NUMBER NOMBRE	NET TONNAGE TONNAGE NET
PORT AUX BASQUES	B	161	511,478	472	1,316,464	633	1,827,942
	C	6	7,648	4	61,951	10	69,599
		167	519,126	476	1,378,415	643	1,897,541
PORT HOPE SIMPSON	B	1	475	2	950	3	1,425
	C	1	475	2	950	3	1,425
LONG HARBOUR	B	7	20,932	9	152,514	16	173,446
	C	15	181,035	4	11,904	19	192,939
		22	201,967	13	164,418	35	366,385
ST. JOHNS	B	37	60,058	32	125,928	69	185,986
	C	25	41,477	19	18,697	44	60,174
		62	101,535	51	144,625	113	246,160
ST. LAWRENCE	B			2	619	2	619
	C	2	3,373	2	619	4	3,992
STEPHENVILLE	B	41	364,340	15	174,895	56	539,235
	C	2	22,817	45	403,035	47	425,852
		43	387,157	60	577,930	103	965,087
NFLD-NES/T-N-NDA	B	40	26,493	54	69,944	94	96,437
	C	11	14,067	42	25,477	53	39,544
		51	40,560	96	95,421	147	135,981
TOTAL - PROVINCE	B	636	1,871,139	788	2,544,706	1,424	4,415,845
	C	141	649,217	421	1,101,195	562	1,750,412
		777 **	2,520,356 **	1,209 **	3,645,901 **	1,986 **	6,166,257 **
PR. EDWARD ISLAND / ILE DU PR. EDOUARD							
CHARLOTTETOWN	B	18	41,227	6	55,542	24	96,769
	C	2	4,513	8	22,152	10	26,665
		20	45,740	14	77,694	34	123,434
SOURIS	B	7	7,224	6	5,897	7	7,224
	C	7	7,224	6	5,897	13	13,121
SUMMERSIDE	B	43	77,315	2	2,440	45	79,755
	C	1	2,439	42	77,314	43	79,753
		44	79,754	44	79,754	88	159,508
PEI-NES/IPE-NDA	B	9	20,493	9	20,493	9	20,493
	C	9	20,493	9	20,493	18	40,986
TOTAL - PROVINCE	B	77	146,259	8	57,982	85	204,241
	C	3	6,952	65	125,856	68	132,808
		80 **	153,211 **	73 **	183,838 **	153 **	337,049 **
NOVA SCOTIA / NOUVELLE-ECOSSE							
AMHERST	B	2	6,961			2	6,961
	C	2	6,961	2	6,961	4	13,922
BADDECK	B	3	4,613			3	4,613
	C	3	4,613	3	4,613	6	9,226
BRIDGEWATER	B	1	1,970	2	1,948	3	3,918
	C	1	308	1	1,970	2	2,278
		2	2,278	3	3,918	5	6,196
DIGBY	B	7	9,544			7	9,544
	C	7	9,544	7	9,544	14	19,088
HALIFAX	B	523	1,755,606	493	3,170,899	1,016	4,926,505
	C	413	4,770,464	461	3,695,152	874	8,465,616
		936	6,526,070	954	6,866,051	1,890	13,392,121
HANTSPORT	B	88	448,490			88	448,490
	C	88	448,490	88	448,490	176	896,980
LITTLE NARROWS	B	48	246,278			48	246,278
	C			46	234,143	46	234,143
		48	246,278	46	234,143	94	480,421

B - BALLAST, C - CARGO / CARGAISON.

TABLE 8. VESSEL ARRIVALS AND DEPARTURES IN INTERNATIONAL SEABORNE SHIPPING, BY PORT, IN 1976

TABLEAU 8. MOUVEMENTS INTERNATIONAUX (ARRIVÉES ET DÉPARTS) DES NAVIRES, PAR PORT, EN 1976

PROVINCE - PORT	(*)	ARRIVED / ARRIVE		DEPARTED / PARTI		TOTAL / TOTAL	
		NUMBER NOMBRE	NET TONNAGE TONNAGE NET	NUMBER NOMBRE	NET TONNAGE TONNAGE NET	NUMBER NOMBRE	NET TONNAGE TONNAGE NET
LIVERPOOL	B	12	5,315	16	9,525	28	14,840
	C	12	102,481	12	119,931	24	222,412
		24	107,796	28	129,456	52	237,252
LUNENBURG	B	5	1,354	3	553	8	1,907
	C	6	1,380	8	2,181	14	3,561
		11	2,734	11	2,734	22	5,468
MARGARETSVILLE	B			2	15,890	2	15,890
	C	2	15,890			2	15,890
		2	15,890	2	15,890	4	31,780
MULGRAVE	B	5	7,957	1	43	6	8,000
	C			5	7,957	5	7,957
		5	7,957	6	8,000	11	15,957
NORTH SYDNEY	B	478	1,322,493	160	450,434	638	1,772,927
	C	42	27,611	50	33,859	92	61,470
		520	1,350,104	210	484,293	730	1,834,397
PARRSBORO	B	4	7,667			4	7,667
	C			4	7,667	4	7,667
		4	7,667	4	7,667	8	15,334
PICTOU	B	2	1,499	5	31,781	7	33,280
	C						
		2	1,499	5	31,781	7	33,280
PORT HAWKESBURY	B	122	985,702	25	1,386,367	147	2,372,069
	C	11	1,359,765	100	891,490	111	2,251,255
		133	2,345,467	125	2,277,857	258	4,623,324
PUGWASH	B	5	7,110	1	2,593	6	9,703
	C	1	2,593	5	7,110	6	9,703
		6	9,703	6	9,703	12	19,406
SHELburnE	B	3	400	6	5,380	9	5,780
	C	1	228	1	168	2	396
		4	628	7	5,548	11	6,176
SYDNEY	B	45	386,922	33	257,404	78	644,326
	C	7	61,369	35	340,985	42	402,354
		52	448,291	68	598,389	120	1,046,680
WALTON	B	12	25,287			12	25,287
	C			12	25,287	12	25,287
		12	25,287	12	25,287	24	50,574
WEYMOUTH	B	2	3,817			2	3,817
	C			2	3,817	2	3,817
		2	3,817	2	3,817	4	7,634
YARMOUTH	B	11	5,114	5	4,765	16	9,879
	C	10	6,966	16	7,315	26	14,281
		21	12,080	21	12,080	42	24,160
NS.-NES/N-E.-NDA	B	18	25,204	3	2,474	21	27,678
	C	3	2,474	18	25,204	21	27,678
		21	27,678	21	27,678	42	55,356
TOTAL - PROVINCE	B	1,396	5,259,303	755	5,340,056	2,151	10,599,359
	C	509	6,351,529	876	5,873,844	1,385	12,225,373
		1,905 **	11,610,832 **	1,631 **	11,213,900 **	3,536 **	22,824,732 **

NEW BRUNSWICK / NOUVEAU-BRUNSWICK

BATHURST	B	1	1,453	3	11,225	4	12,678
	C			1	1,453	1	1,453
		1	1,453	4	12,678	5	14,131
BELLEDUNE	B	20	121,988	6	64,606	26	186,594
	C	4	61,649	19	121,987	23	183,636
		24	183,637	25	186,593	49	370,230
BLACKS HBR	B	14	274	25	8,732	39	9,006
	C	29	8,825	11	187	40	9,012
		43	9,099	36	8,919	79	18,018
CARAQUET	B			1	1,640	1	1,640
	C						
				1	1,640	1	1,640
CHATHAM	B			12	9,060	12	9,060
	C						
				12	9,060	12	9,060

B - BALLAST, C - CARGO / CARGAISON.

TABLE 8. VESSEL ARRIVALS AND DEPARTURES IN INTERNATIONAL SEABORNE SHIPPING, BY PORT, IN 1974

TABLEAU 8. MOUVEMENTS INTERNATIONAUX (ARRIVEES ET DEPARTS) DES NAVIRES, PAR PORT, EN 1974

PROVINCE - PORT	(*)	ARRIVED / ARRIVEE		DEPARTED / PARTI		TOTAL / TOTAL	
		NUMBER NOMBRE	NET TONNAGE TONNAGE NET	NUMBER NOMBRE	NET TONNAGE TONNAGE NET	NUMBER NOMBRE	NET TONNAGE TONNAGE NET
DALHOUSIE	B	70	474,277	5	39,725	75	514,002
	C			73	480,915	73	480,915
		70	474,277	78	520,640	148	994,917
GRAND MANAN	B	435	11,449	5	136	440	11,585
	C	1	25	431	11,338	432	11,363
		436	11,474	436	11,474	872	22,948
NEWCASTLE	B	55	171,849	5	17,664	60	189,513
	C	3	8,688	55	172,323	58	181,011
		58	180,537	60	189,987	118	370,524
SAINT JOHN	B	418	2,407,088	126	2,797,484	544	5,204,572
	C	346	4,828,401	583	3,931,220	929	8,759,621
		764	7,235,489	709	6,728,704	1,473	13,964,193
ST. ANDREWS	B	17	2,849	26	5,290	43	8,139
	C	64	7,406	55	4,965	119	12,371
		81	10,255	81	10,255	162	20,510
ST. STEPHEN	B			6	51,505	6	51,505
	C	5	43,560			5	43,560
		5	43,560	6	51,505	11	95,065
N.B.-NES/NDA	B	179	10,890	61	23,165	240	34,055
	C	13	1,463	140	9,929	153	11,392
		192	12,353	201	33,094	393	45,447
TOTAL - PROVINCE	B	1,209	3,202,117	281	3,030,232	1,490	6,232,349
	C	465	4,960,017	1,368	4,734,317	1,833	9,694,334
		1,674 **	8,162,134 **	1,649 **	7,764,549 **	3,323 **	15,926,683 **
QUEBEC / QUEBEC							
BAIE COMEAU	B	160	1,873,017	27	218,037	187	2,091,054
	C	96	753,451	201	2,032,446	297	2,785,897
		256	2,626,468	228	2,250,483	484	4,876,951
CAP CHAT	B	4	6,315			4	6,315
	C			4	6,315	4	6,315
		4	6,315	4	6,315	8	12,630
CARLETON	B	3	10,960			3	10,960
	C			3	10,960	3	10,960
		3	10,960	3	10,960	6	21,920
CHANDLER	B	20	58,758			20	58,758
	C			20	58,758	20	58,758
		20	58,758	20	58,758	40	117,516
CHICOUTIMI	B			1	10,144	1	10,144
	C			1	451	1	451
				2	10,595	2	10,595
GASPE	B	29	63,176	1	13,424	30	76,600
	C			28	61,269	28	61,269
		29	63,176	29	74,693	58	137,869
GRINDSTONE	B	1	231	6	7,055	7	7,286
	C	2	495	1	231	3	726
		3	726	7	7,286	10	8,012
HAVRE ST. PIERRE	B	13	138,082	1	4,017	14	142,099
	C			11	115,422	11	115,422
		13	138,082	12	119,439	25	257,521
MATANE	B			2	16,249	2	16,249
	C						
				2	16,249	2	16,249
MONT LOUIS	B	1	4,361			1	4,361
	C			1	4,361	1	4,361
		1	4,361	1	4,361	2	8,722
MONTREAL	B	1,140	6,830,472	1,042	6,175,657	2,182	13,006,129
	C	710	4,034,707	770	4,339,065	1,480	8,373,772
		1,850	10,865,179	1,812	10,514,722	3,662	21,379,901
CONTRECOEUR	B	13	122,871	43	602,363	56	725,234
	C	65	779,017	62	409,728	127	1,188,745
		78	901,888	105	1,012,091	183	1,913,979
LANORAIE	B			1	13,977	1	13,977
	C						
				1	13,977	1	13,977

(*) B - BALLAST, C - CARGO / CARGAISON.

TABLE 8. VESSEL ARRIVALS AND DEPARTURES IN INTERNATIONAL SEABORNE SHIPPING, BY PORT, IN 1976

TABEAU 8. MOUVEMENTS INTERNATIONAUX (ARRIVEES ET DEPARTS) DES NAVIRES, PAR PORT, EN 1976

PROVINCE - PORT	(*)	ARRIVED / ARRIVE		DEPARTED / PARTI		TOTAL / TOTAL	
		NUMBER NOMBRE	NET TONNAGE TONNAGE NET	NUMBER NOMBRE	NET TONNAGE TONNAGE NET	NUMBER NOMBRE	NET TONNAGE TONNAGE NET
NEW RICHMOND	B	7	21,301			7	21,301
	C			6	18,517	6	18,517
		7	21,301	6	18,517	13	39,818
POINT AU PIC	B	11	70,155	8	77,197	19	147,352
	C	1	14,482	4	7,440	5	21,922
		12	84,637	12	84,637	24	169,274
PORT ALFRED	B	41	176,825	45	463,474	86	640,299
	C	50	511,980	46	189,698	96	701,678
		91	688,805	91	653,172	182	1,341,977
PORT CARTIER	B	329	6,416,843	14	153,408	343	6,570,251
	C	106	875,838	531	8,581,316	637	9,457,154
		435	7,292,681	545	8,734,724	980	16,027,405
QUEBEC	B	248	1,968,549	115	1,966,091	363	3,934,640
	C	165	2,401,976	271	2,313,238	436	4,715,214
		413	4,370,525	386	4,279,329	799	8,649,854
RIMOUSKI	B	10	25,720	3	13,749	13	39,469
	C	3	487	13	28,054	16	28,541
		13	26,207	16	41,803	29	68,010
SEPT ILES	B	297	7,630,479	26	299,276	323	7,929,755
	C	18	122,172	625	10,898,427	643	11,020,599
		315	7,752,651	651	11,197,703	966	18,950,354
POINTE NOIRE	B	24	331,637	6	94,614	30	426,251
	C	3	33,261	134	1,435,403	137	1,468,664
		27	364,898	140	1,530,017	167	1,894,915
SOREL	B	134	1,120,296	49	244,660	183	1,364,956
	C	46	291,837	141	1,136,448	187	1,428,285
		180	1,412,133	190	1,381,108	370	2,793,241
TROIS RIVIERES	B	216	1,288,100	101	585,725	317	1,873,825
	C	49	269,340	153	923,442	202	1,192,782
		265	1,557,440	254	1,509,167	519	3,066,607
VALLEYFIELD	B	35	82,971	43	145,453	78	228,424
	C	48	166,071	41	105,275	89	271,346
		83	249,042	84	250,728	167	499,770
QUEBEC-NORTH/NORD	B	5	95,846	1	11,208	6	107,054
	C	1	11,208	5	95,846	6	107,054
		6	107,054	6	107,054	12	214,108
QUEBEC-NES/NOA	B	4	34,026	4	54,451	8	88,477
	C	2	10,834	1	5,913	3	16,747
		6	44,860	5	60,364	11	105,224
TOTAL - PROVINCE	B	2,745	28,370,991	1,539	11,170,229	4,284	39,541,220
	C	1,365	10,277,156	3,073	32,778,023	4,438	43,055,179
		4,110 **	38,648,147 **	4,612 **	43,948,252 **	8,722 **	82,596,399 **
ONTARIO / ONTARIO							
AMHERSTBURG	B	6	5,240	4	447	10	5,687
	C	2	15,788			2	15,788
		8	21,028	4	447	12	21,475
BADGELEY ISLAND	B	6	45,395			6	45,395
	C			5	43,342	5	43,342
		6	45,395	5	43,342	11	88,737
BATH	B	5	18,755			5	18,755
	C			5	18,755	5	18,755
		5	18,755	5	18,755	10	37,510
CARDINAL	B			10	24,761	10	24,761
	C	22	69,248			22	69,248
		22	69,248	10	24,761	32	94,009
CLARKSON	B	6	16,447	7	30,458	13	46,905
	C	9	69,595	31	154,124	40	223,719
		15	86,042	38	184,582	53	270,624
COBourg	B	1	39	1	39	2	78
	C						
		1	39	1	39	2	78
COLLINGWOOD	B	3	32,050	2	7,642	5	39,692
	C						
		3	32,050	2	7,642	5	39,692

B - BALLAST, C - CARGO / CARGAISON.

TABLE 8. VESSEL ARRIVALS AND DEPARTURES IN INTERNATIONAL SEABORNE SHIPPING, BY PORT, IN 1976

TABLEAU 8. MOUVEMENTS INTERNATIONAUX (ARRIVEES ET DEPARTS) DES NAVIRES, PAR PORT, EN 1976

PROVINCE - PORT	(*)	ARRIVED / ARRIVE		DEPARTED / PARTI		TOTAL / TOTAL	
		NUMBER NOMBRE	NET TONNAGE TONNAGE NET	NUMBER NOMBRE	NET TONNAGE TONNAGE NET	NUMBER NOMBRE	NET TONNAGE TONNAGE NET
CORNWALL	B	18	43,388	8	36,493	26	79,881
	C	15	53,878	25	60,773	40	114,651
		33	97,266	33	97,266	66	194,532
COURTRIGHT	B			2	18,275	2	18,275
	C	7	61,609			7	61,609
		7	61,609	2	18,275	9	79,884
DEPOT HARBOUR	B	21	138,681			21	138,681
	C			43	329,826	43	329,826
		21	138,681	43	329,826	64	468,507
GODERICH	B	27	237,513	7	36,996	34	274,509
	C	2	9,121	42	426,004	44	435,125
		29	246,634	49	463,000	78	709,634
HAMILTON	B	84	465,485	341	3,889,600	425	4,355,085
	C	400	4,112,854	68	358,361	468	4,471,215
		484	4,578,339	409	4,247,961	893	8,826,300
KINGSTON	B	1	16,398	1	4,374	2	20,772
	C	1	7,396			1	7,396
		2	23,794	1	4,374	3	28,168
KINGSVILLE	B			7	40,009	7	40,009
	C	15	122,775			15	122,775
		15	122,775	7	40,009	22	162,784
LITTLE CURRENT	B	16	123,646	1	4,109	17	127,755
	C	1	4,109	28	251,642	29	255,751
		17	127,755	29	255,751	46	383,506
MARATHON	B	28	52,028	3	23,459	31	75,487
	C	9	67,100	38	64,338	47	131,438
		37	119,128	41	87,797	78	206,925
MICHIPICOTEN HARBOUR	B	1	1,114			1	1,114
	C	5	75,330			5	75,330
		6	76,444			6	76,444
MIDLAND	B	2	13,831	6	66,985	8	80,816
	C						
		2	13,831	6	66,985	8	80,816
NANTICOKE	B			116	1,675,897	116	1,675,897
	C	118	1,709,610			118	1,709,610
		118	1,709,610	116	1,675,897	234	3,385,507
OAKVILLE	B	6	21,025			6	21,025
	C			9	30,358	9	30,358
		6	21,025	9	30,358	15	51,383
OSHAWA	B	2	3,799	15	117,312	17	121,111
	C	27	188,175	1	3,705	28	191,880
		29	191,974	16	121,017	45	312,991
OWEN SOUND	B	2	12,623	4	24,917	6	37,540
	C	2	9,920			2	9,920
		4	22,543	4	24,917	8	47,460
PARRY SOUND	B			5	36,915	5	36,915
	C	3	14,393			3	14,393
		3	14,393	5	36,915	8	51,308
PICTON	B	144	157,089	5	20,948	149	178,037
	C	3	23,462	178	540,288	181	563,750
		147	180,551	183	561,236	330	741,787
PORT COLBORNE	B	94	830,655	48	396,010	142	1,226,665
	C	7	68,517	87	476,771	94	545,288
		101	899,172	135	872,781	236	1,771,953
PORT CREDIT	B	2	17,852	1	1,067	3	18,919
	C	1	1,067			1	1,067
		3	18,919	1	1,067	4	19,986
PORT MCNICOLL	B	1	6,728	2	21,204	3	27,932
	C						
		1	6,728	2	21,204	3	27,932
PORT STANLEY	B	1	3,168	1	4,701	2	7,869
	C	2	9,402			2	9,402
		3	12,570	1	4,701	4	17,271

B - BALLAST, C - CARGO / CARGAISON.

TABLE 8. VESSEL ARRIVALS AND DEPARTURES IN INTERNATIONAL SEABORNE SHIPPING, BY PORT, IN 1976

TABLEAU 8. MOUVEMENTS INTERNATIONAUX (ARRIVEES ET DEPARTS) DES NAVIRES, PAR PORT, EN 1976

PROVINCE - PORT	(*I)	ARRIVED / ARRIVE		DEPARTED / PARTI		TOTAL / TOTAL	
		NUMBER NOMBRE	NET TONNAGE TONNAGE NET	NUMBER NOMBRE	NET TONNAGE TONNAGE NET	NUMBER NOMBRE	NET TONNAGE TONNAGE NET
PRESCOTT	B	3	13,732	9	48,132	12	61,864
	C	11	65,523			11	65,523
		14	79,255	9	48,132	23	127,387
RED ROCK	B						
	C	1	1,956	6	23,333	7	25,289
ST. CATHARINES	B	9	77,462	21	171,747	30	249,209
	C	15	123,864			15	123,864
		24	201,326	21	171,747	45	373,073
SARNIA	B	768	952,495	465	1,365,916	1,233	2,318,411
	C	169	1,920,623	387	704,131	556	2,624,754
		937	2,873,118	852	2,070,047	1,789	4,943,165
SAULT STE. MARIE	B	67	133,185	242	2,442,688	309	2,575,873
	C	234	2,885,476	58	161,522	292	3,046,998
		301	3,018,661	300	2,604,210	601	5,622,871
SERPENT RIVER	B			2	22,044	2	22,044
	C	11	114,994			11	114,994
SOMBRA	B			2	27,141	2	27,141
	C	13	132,527			13	132,527
		13	132,527	2	27,141	15	159,668
THOROLD	B	5	34,686	13	78,078	18	112,764
	C	15	92,552	5	24,008	20	116,560
		20	127,238	18	102,086	38	229,324
THUNDER BAY	B	672	5,815,396	19	87,655	691	5,903,051
	C	61	178,210	357	1,979,417	418	2,157,627
		733	5,993,606	376	2,067,072	1,109	8,060,678
TORONTO	B	87	310,626	224	1,050,252	311	1,360,878
	C	298	1,320,062	148	508,946	446	1,829,008
		385	1,630,688	372	1,559,198	757	3,189,886
LAKEVIEW	B			68	976,146	68	976,146
	C	72	1,037,553			72	1,037,553
		72	1,037,553	68	976,146	140	2,013,699
WALLACEBURG	B			1	4,880	1	4,880
	C	2	9,760			2	9,760
		2	9,760	1	4,880	3	14,640
WELLAND	B	2	16,520	1	4,604	3	21,124
	C			1	2,364	1	2,364
		2	16,520	2	6,968	4	23,488
WINDSOR	B	1,156	707,089	983	496,633	2,139	1,203,722
	C	405	956,049	534	920,889	939	1,876,938
		1,561	1,663,138	1,517	1,417,522	3,078	3,080,660
ONTARIO-NES/ND A	B	7	637	17	30,163	24	30,800
	C	11	13,079			11	13,079
		18	13,716	17	30,163	35	43,879
TOTAL - PROVINCE	B	3,253	10,324,777	2,664	13,288,697	5,917	23,613,474
	C	1,969	15,545,577	2,056	7,082,897	4,025	22,628,474
		5,222 **	25,870,354 **	4,720 **	20,371,594 **	9,942 **	46,241,948 **
MANITOBA / MANITOBA							
CHURCHILL	B	27	317,985	2	22,416	29	340,401
	C	2	22,416	27	317,985	29	340,401
		29	340,401	29	340,401	58	680,802
TOTAL - PROVINCE	B	27	317,985	2	22,416	29	340,401
	C	2	22,416	27	317,985	29	340,401
		29 **	340,401 **	29 **	340,401 **	58 **	680,802 **
BRITISH COLUMBIA / COLOMBIE-BRITANNIQUE							
BAMBERTON	B	33	29,472	13	182	46	29,654
	C			11	16,967	11	16,967
		33	29,472	24	17,149	57	46,621
BEECHER BAY	B	1	7			1	7
	C						
		1	7			1	7

B - BALLAST; C - CARGO / CARGAISON.

TABLE 8. VESSEL ARRIVALS AND DEPARTURES IN INTERNATIONAL SEABORNE SHIPPING, BY PORT, IN 1976

TABLEAU 8. MOUVEMENTS INTERNATIONAUX (ARRIVEES ET DEPARTS) DES NAVIRES, PAR PORT, EN 1976

PROVINCE - PORT	(*)	ARRIVED / ARRIVE		DEPARTED / PARTI		TOTAL / TOTAL	
		NUMBER NOMBRE	NET TONNAGE TONNAGE NET	NUMBER NOMBRE	NET TONNAGE TONNAGE NET	NUMBER NOMBRE	NET TONNAGE TONNAGE NET
BLUBBER BAY	B	16	54,380	20	10,854	36	65,234
	C			34	139,136	34	139,136
		16	54,380	54	149,990	70	204,370
BRITANNIA BEACH	B	14	77,046	7	3,887	21	80,933
	C			14	77,046	14	77,046
		14	77,046	21	80,933	35	157,979
CAMPBELL RIVER	B	170	471,610	81	16,311	251	487,921
	C	41	173,433	146	636,474	187	809,907
		211	645,043	227	652,785	438	1,297,828
CHEMAINUS	B	28	219,028	7	288	35	219,316
	C	3	177	26	207,128	29	207,305
		31	219,205	33	207,416	64	426,621
COURTENAY	B	5	170	7	4,300	12	4,470
	C	7	5,313			7	5,313
		12	5,483	7	4,300	19	9,783
COWICHAN BAY	B	11	67,399	4	1,846	15	69,245
	C	1	1,663	8	67,193	9	68,856
		12	69,062	12	69,039	24	138,101
CROFTON	B	285	2,269,549	36	6,342	321	2,275,891
	C	8	19,237	256	2,278,334	264	2,297,571
		293	2,288,786	292	2,284,676	585	4,573,462
ESQUIMALT	B	2	4,155			2	4,155
	C						
		2	4,155			2	4,155
GOLO RIVER	B	47	477,276	9	27,236	56	504,512
	C	3	23,012	47	477,276	50	500,288
		50	500,288	56	504,512	106	1,004,800
HDWE SOUND	B						
	C	1	5,776			1	5,776
		1	5,776			1	5,776
KITIMAT	B	61	547,733	19	159,545	80	707,278
	C	26	260,109	70	648,461	96	908,570
		87	807,842	89	808,006	176	1,615,848
LADYSMITH	B	1	7,189			1	7,189
	C			2	8,012	2	8,012
		1	7,189	2	8,012	3	15,201
MARBLE BAY	B	3	10,048	6	257	9	10,305
	C			8	28,477	8	28,477
		3	10,048	14	28,734	17	38,782
NANAIMO	B	188	1,768,240	21	69,772	209	1,838,012
	C	6	23,707	184	1,733,752	190	1,757,459
		194	1,791,947	205	1,803,524	399	3,595,471
NEW WESTMINSTER	B	311	1,713,133	222	1,060,348	533	2,773,481
	C	168	1,252,198	268	1,888,959	436	3,141,157
		479	2,965,331	490	2,949,307	969	5,914,638
OCEAN FALLS	B	11	61,086			11	61,086
	C			10	54,749	10	54,749
		11	61,086	10	54,749	21	115,835
PORT ALBERNI	B	169	1,305,407	33	2,480	202	1,307,887
	C	11	107,388	158	1,437,691	169	1,545,079
		180	1,412,795	191	1,440,171	371	2,852,966
PORT HARDY	B	1	11,458			1	11,458
	C			1	11,458	1	11,458
		1	11,458	1	11,458	2	22,916
PORT MELLON	B	38	413,868	5	14,001	43	427,869
	C			36	402,057	36	402,057
		38	413,868	41	416,058	79	829,926
PDWELL RIVER	B	283	420,678	137	73,641	420	494,319
	C	9	63,727	166	413,527	175	477,254
		292	484,405	303	487,168	595	971,573
PRINCE RUPERT	B	180	728,097	86	33,232	266	761,329
	C	14	15,717	118	722,564	132	738,281
		194	743,814	204	755,796	398	1,499,610

B - BALLAST, C - CARGO / CARGAISON.

TABLE 8. VESSEL ARRIVALS AND DEPARTURES IN INTERNATIONAL SEABORNE SHIPPING, BY PORT, IN 1976

TABLEAU 8. MOUVEMENTS INTERNATIONAUX (ARRIVEES ET DEPARTS) DES NAVIRES, PAR PORT, EN 1976

PROVINCE - PORT	(*)	ARRIVED / ARRIVE		DEPARTED / PARTI		TOTAL / TOTAL	
		NUMBER NOMBRE	NET TONNAGE TONNAGE NET	NUMBER NOMBRE	NET TONNAGE TONNAGE NET	NUMBER NOMBRE	NET TONNAGE TONNAGE NET
RUPERT INLET	B	6	51,848			6	51,848
	C			6	51,848	6	51,848
		6	51,848	6	51,848	12	103,696
QUATSINO	B	2	2,843	4	9,513	6	12,356
	C	2	11,423	1	2,831	3	14,254
		4	14,266	5	12,344	9	26,610
ROBERTS BANK	B	91	2,582,954			91	2,582,954
	C			94	2,674,729	94	2,674,729
		91	2,582,954	94	2,674,729	185	5,257,683
SARITA RIVER	B	1	43			1	43
	C					1	43
		1	43			1	43
SOOKE	B	169	99,613	43	5,600	212	105,213
	C			280	214,853	280	214,853
		169	99,613	323	220,453	492	320,066
SQUAMISH	B	83	682,779	16	8,574	99	691,353
	C	4	13,817	70	673,831	74	687,648
		87	696,596	86	682,405	173	1,379,001
TASU	B	27	305,077			27	305,077
	C			27	305,077	27	305,077
		27	305,077	27	305,077	54	610,154
TAHSIS	B	56	464,608	1	94	57	464,702
	C			57	466,258	57	466,258
		56	464,608	58	466,352	114	930,960
TEAKERNE ARM	B	1	10,566			1	10,566
	C			1	10,566	1	10,566
		1	10,566	1	10,566	2	21,132
TEXADA	B	10	83,241			10	83,241
	C			10	83,241	10	83,241
		10	83,241	10	83,241	20	166,482
MCLUELET	B	1	2,722	1	1,955	2	4,677
	C			1	1,955	2	4,677
		1	2,722	1	1,955	2	4,677
VANANDA	B	24	62,862	18	3,594	42	66,456
	C			39	116,529	39	116,529
		24	62,862	57	120,123	81	182,985
VANCOUVER	B	3,423	11,770,408	1,864	2,153,118	5,287	13,923,526
	C	1,141	6,119,556	2,481	15,580,192	3,622	21,699,748
		4,564	17,889,964	4,345	17,733,310	8,909	35,623,274
VICTORIA	B	749	1,541,858	590	720,009	1,339	2,261,867
	C	121	212,444	145	927,960	266	1,140,404
		870	1,754,302	735	1,647,969	1,605	3,402,271
WATSON ISLAND	B	3	19,102	1	3,254	4	22,356
	C			3	19,102	3	19,102
		3	19,102	4	22,356	7	41,458
STEWART	B	5	51,932	2	23,140	7	75,072
	C	2	23,140	9	66,038	11	89,178
		7	75,072	11	89,178	18	164,250
BC-NES/C-B.-NDA	B	21	33,842	32	10,304	53	44,146
	C			33	93,254	33	93,254
		21	33,842	65	103,558	86	137,400
TOTAL - PROVINCE	B	6,530	28,423,327	3,285	4,423,677	9,815	32,847,004
	C	1,568	8,331,837	4,819	32,535,570	6,387	40,867,407
		8,098 **	36,755,164 **	8,104 **	36,959,247 **	16,202 **	73,714,411 **
NORTH-WEST TERR. / TERR. DU NORD-OUEST							
NWT-NES/TND-NDA	B			1	3,374	1	3,374
	C	3	10,122			3	10,122
		3	10,122	1	3,374	4	13,496
TOTAL - PROVINCE	B			1	3,374	1	3,374
	C	3	10,122			3	10,122
		3 **	10,122 **	1 **	3,374 **	4 **	13,496 **

B - BALLAST, C - CARGO / CARGAISON.

TABLE 8. VESSEL ARRIVALS AND DEPARTURES IN INTERNATIONAL SEABORNE SHIPPING, BY PORT, IN 1976

TABLEAU 8. MOUVEMENTS INTERNATIONAUX (ARRIVEES ET DEPARTS) DES NAVIRES, PAR PORT, EN 1976

PROVINCE - PORT	(*)	ARRIVED / ARRIVE		DEPARTED / PARTI		TOTAL / TOTAL	
		NUMBER NOMBRE	NET TONNAGE TONNAGE NET	NUMBER NOMBRE	NET TONNAGE TONNAGE NET	NUMBER NOMBRE	NET TONNAGE TONNAGE NET
TOTAL - CANADA	B	15,873	77,915,898	9,323	39,881,369	25,196	117,797,267
	C	6,025	46,154,823	12,705	84,549,687	18,730	130,704,510
		21,898 **	124,070,721 **	22,028 **	124,431,056 **	43,926 **	248,501,777 **

B - BALLAST, C - CARGO / CARGAISON.

TABLE 9. CARGOES HANDLED AT GREAT LAKES PORTS, TO AND FROM FOREIGN COUNTRIES VIA ST. LAWRENCE RIVER, IN 1976

TABLÉAU 9. MARCHANDISES MANUTENTIONNÉES DANS LES PORTS DES GRANDS LACS, POUR ET DE PAYS ÉTRANGERS VIA LE SAINT-LAURENT, EN 1976

PORT AND COMMODITY	ARRIVED / ARRIVE			DEPARTED / PARTI			PORT ET MARCHANDISE
	NUMBER NOMBRE	NET TONNAGE TONNAGE NET	TONS UNLOADED TONNES DECHAR.	NUMBER NOMBRE	NET TONNAGE TONNAGE NET	TONS LOADED TONNES CHAR.	
CLARKSON							CLARKSON
LUBRICATING OIL, GREASE			1,505				HUILE, GRAISSE LUBRIF.
PORT TOTAL	1 *	1,216 *	1,505 *	* *	* *	* *	TOTAL DU PORT
CORNWALL							CORNWALL
COFFEE			2				CAFE
TEXTILE FIBRES NES						615	FIBRES TEXTILES NDA
WASTE AND SCRAP NES						3	DECHETS ET REBUTS NDA
LUMBER AND TIMBER						31	BOIS D'OEUVRE ET CHARP.
PULP			10,623			30,132	PATE
NEWSPRINT PAPER						34	PAPIER JOURNAL
PAPER NES						534	PAPIER NDA
PAPERBOARD						505	CARTON
TEXTILE FAB. MTL NES			4			3	OUVR. EN MAT. TEXT. NDA
INORGANIC CHEMS. NES			20,034				PROD. CHIM. INORG. NDA
ORGANIC CHEMICALS NES			13,283			1,000	PROD. CHIM. ORGAN. NDA
PLASTIC MATERIALS						62	MATIERES PLASTIQUES
PIPES, TUBES: IRON, STEEL						47	TUYAUX, TUBES: FER, ACIER
NICKEL AND ALLOYS						20	NICKEL ET ALLIAGES
BRICKS, TILES NES			184				BRICKES, TUILES NDA
GLASS BASIC PRODUCTS			13				OUVR. DE BASE EN VERRE
CEMENT BASIC PROD.			7				OUVR. DE BASE CIMENT
MACHINERY NES			2			6	MACHINES NDA
PASS. AUTOS AND CHASSIS			1				VOITURES PART., CHASSIS
TRUCKS AND CHASSIS						5	CAMIONS ET CHASSIS
RUBBER TIRES AND TUBES						9	PNEUS, CHAMBRES A AIR
PERSONAL, HSEHOLD GOODS			2			2	ART. PERS. ET MENAGERS
MISC. END PRODUCTS NES			3			1	PRODUITS FINIS DIV. NDA
GENERAL CARGO			2				MARCHANDISES DIVERSES
PORT TOTAL	15 *	53,878 *	44,160 *	25 *	60,773 *	33,009 *	TOTAL DU PORT
HAMILTON							HAMILTON
MEAT, CURED						21	VIANDE FUMEE OU SALEE
FRUIT JUICES			31				JUS DE FRUIT
FRUIT, PRES. NOT CANNED			59				CONS. FRUITS NON BOITE
FRUITS, PREP. CANNED			39			8	FRUITS PREP. EN BOITE
NUTS, EXC. DIL NUTS NES			279				NOIX, SAUF OLEAG. NDA
VEGETABLES, DRIED						274	LEGUMES, SECS
VEGETABLE PREP. NES			115				PREP. DE LEGUMES NDA
MELASSES, CRUDE			11,787				MELASSE, BRUTE
COCOA AND CHOCOLATE			551				CACAO ET CHOCOLAT
TEA			11				THE
SPICES			20				EPICES
MISC. FOOD PREP. NES						22	DIV. PREP. ALIM. NDA
SOYA, DIL MEAL, CAKE						8,708	FARINE TOUR. GR. SOYA
CONC. COMPLETE FEEDS						25	CONC., PRCV. COMPLETES
NON-ALCOHOLIC BEVERAGE			40				BOISSONS NON-ALCOOLIQ.
WINES			582				VINS
DIST. ALCOHOLIC BEV.						11	BOISS. ALCOOL. DIST.
RUBBER, ALLIED GUMS, NAT			14				CADUTCHOUQ GOMMES NAT.
TEXTILE FIBRES NES			3,527				FIBRES TEXTILES NDA
MANGANESE ORE			9,783				MINERAI DE MANGANESE
ORES AND CONC. NES			1,928				MINERAIS ET CONC. NDA
IRON AND STEEL SCRAP						7,880	DECHETS DE FER, DACIER
FLUORSPAR			21,600				SPATH FLUOR
COTTON, TEXTILE WASTE						104	DECHETS DE COTON, TEXT.
LUMBER AND TIMBER			1,129				BOIS D'OEUVRE ET CHARP.
VENEER, PLYWOOD			111				PLACAGES, CONTRE-PLAQ.
WOOD FAB. MATERIALS			5				DEMI-PRODUITS EN BOIS
PULP			550				PATE
NEWSPRINT PAPER						818	PAPIER JOURNAL
CORDAGE, TWINE, ROPE			1,501				CORDAGE, FICELLE, CORDE
JUTE WOVEN FABRICS			1,345				TISSUS DE JUTE
TEXTILE FAB. MTL NES			9			2	OUVR. EN MAT. TEXT. NDA
VEG. OILS, FATS NES			39				HUIL. MAT. GRAS. VEG. NDA
OILS, FATS, WAXES NES						13	HUIL. MAT. GRAS. CIRE NDA
INORGANIC CHEMS. NES						241	PROD. CHIM. INORG. NDA
ORGANIC CHEMICALS NES						22	PROD. CHIM. ORGAN. NDA
FERTILIZERS NES			69,023			1,120	ENGRAIS CHIMIQUE NDA
AGRICULTURAL CHEMICALS						6	PROD. CHIM. AGRICOLES
SYNTHETIC RUBBER						1,763	CADUTCHOUQ SYNTHETIQUE
PLASTIC MATERIALS						241	MATIERES PLASTIQUES
DYESTUFF, PIGMENT, PAINT						166	MAT. COLDR. PIG. PEINTURE
CHEM. SPECIALTIES NES						47	PROD. CHIM. SPECIAUX NDA
COKE			6,249				COKE
FERRO-ALLOYS			3,141				FERRO-ALLIAGES
PIG IRON			2,753				FER EN GUEUSE
PRIMARY IRON, STEEL NES			660			3,304	FER, ACIER PRIMAIR. NDA
CASTINGS, FORGINGS			5,319			42	MOUL. PIECES FORGEES
BAR AND RODS, STEEL			11,165			29,785	BARRES ET TIGES ACIER
PLATE & SHEET STEEL			1,241			226,628	TOL. FEUILLES DACIER
STRUCTURAL SHAPES			6,710			22,809	PROFILES DE CONSTRUCT.

TABLE 9. CARGOES HANDLED AT GREAT LAKES PORTS, TO AND FROM FOREIGN COUNTRIES VIA ST. LAWRENCE RIVER, IN 1976

TABEAU 9. MARCHANDISES MANUTENTIONNEES DANS LES PORTS DES GRANDS LACS, POUR ET DE PAYS ETRANGERS VIA LE SAINT-LAURENT, EN 1976

PORT AND COMMODITY	ARRIVED / ARRIVE			DEPARTED / PARTI			PORT ET MARCHANDISE
	NUMBER NOMBRE	NET TONNAGE TONNAGE NET	TONS UNLOADED TONNES DECHAR.	NUMBER NOMBRE	NET TONNAGE TONNAGE NET	TONS LOADED TONNES CHAR.	
BARLEY						127,117	ORGE
OATS						403,174	AVOINE
RYE						63,328	SEIGLE
WHEAT						104,024	BLE
MALT AND MALT FLOUR						2,673	MALT ET FARINE DE MALT
FEEDS, VEGETABLE DRIGIN						213	PROV. D'ORIGINE VEGETALE
CONC. COMPLETE FEEDS						262,023	CONC., PROCV. COMPLETES
FLAXSEED						108,592	GRAINE DE LIN
MUSTARD SEED						13,373	GRAINE DE MOUTARDE
RAPESEED						65,871	GRAINE DE COLZA
OIL SEEDS, NUTS NES						8,732	GRAINES, NOIX OLEAG. NDA
IRON AND STEEL SCRAP						5,840	DECHETS DE FER, D'ACIER
SULPHUR IN ORES						48,214	SOUFRE EN MINERAI
TRACTORS			4,960				TRACTEURS
FIREARMS, AMMUNITION						1,455	ARMES A FEU, MUNITIONS
PORT TOTAL	4 *	9,654 *	4,960 *	88 *	773,865 *	1,214,629 *	TOTAL DU PORT
TORONTO							
MEAT, FRESH OR FROZEN			1				VIANDE, FRAICHE / CONG.
FISH, FRESH OR FROZEN			93			3	POISSON, FRAIS DU CONG.
FISH, SALTED OR CURED						3	POISSON, SALE OU FUME
FISH, CANNED			28				POISSON EN BOITES
CHEESE			214				FROMAGE
DAIRY PROD. EGGS, HONEY			147			40	PROD. LAIT., OEUFS, MIEL
WHEAT FLOUR			7			6	FARINE DE BLE
MACARONI, CEREAL PROD.			138			7	PATES ALIM. PROD. CEREAL
FRESH FRUITS, BERRIES			2,021				FRUITS, BAIES FRAIS
DRIED FRUITS			114				FRUITS SECS
FRUIT JUICES			126				JUS DE FRUIT
FRUIT, PRES. NOT CANNED			29				CONS. FRUITS NON BOITE
FRUITS, PREP. CANNED			1,155				FRUITS PREP. EN BOITE
PEANUTS			2,123				CACAHUETES
NUTS, EXC. OIL NUTS NES			6,170				NOIX, SAUF OLEAG. NDA
VEGETABLES, FRESH			226				LEGUMES, FRAIS
VEGETABLES, DRIED			14			1,333	LEGUMES, SECS
VEGETABLE PREP. NES			2,005			1	PREP. DE LEGUMES NDA
RAW SUGAR			201,516				SUCRE BRUT
MOLASSES, CRUDE			32,585				MELASSE, BRUTE
SUGAR PREPARATIONS			29				PREP. A BASE DE SUCRE
COCOA AND CHOCOLATE			109				CACAO ET CHOCOLAT
COFFEE			391				CAFE
TEA			1,089				THE
SPICES			560			20	EPICES
VINEGAR			2				VINAIGRE
SAUSAGE SKINS, CASINGS			6			5	BOYAUX A SAUCISSES
MISC. FOOD PREP. NES			3,176			175	DIV. PREP. ALIM. NDA
SOYA. OIL MEAL, CAKE						41,115	FARINE TOURT. GR. SOYA
OIL SEED MEAL, CAKE NES						3,472	FAR. TOURT. OLEAG. NDA
CONC. COMPLETE FEEDS						5,318	CONC., PROCV. COMPLETES
NON-ALCOHOLIC BEVERAGE			280				BOISSONS NON-ALCOOLIQ.
ALE, BEER, STOUT, PORTER			324				ALE, BIERE, STOUT, PORTER
WINES			3,973				VINS
DIST. ALCOHOLIC BEV.			13,254			60	BOISS. ALCOOL. DIST.
TOBACCO NES			1			35	TABACS NDA
RAW HIDES AND SKINS			3			191	PEAUX ET CUIRS BRUT
CRUDE ANIMAL PROD. NES			1				PR. BRUTS ORIG. ANIM. NDA
SEEDS FOR SOWING NES			98			133	GRAINES DE SEMENCE NDA
NURSERY, GREENHOUSE STOCK			57				PROD. PEPINIERE, SERRE
RUBBER, ALLIED GUMS, NAT			3,410				CADUTCHOUX GOMMES NAT.
CRUDE VEG. PROD. NES			121			35	PR. BRUTS ORIG. VEG. NDA
CRUDE WOOD MTL. NES			8				MATIERES BOIS BRUT NDA
WOOL AND ANIMAL HAIR			247				LAINES, POILS DANIMAL
TEXTILE FIBRES NES			60			52	FIBRES TEXTILES NDA
MANGANESE ORE			763				MINERAI DE MANGANESE
ORES AND CONC. NES			352				MINERAIS ET CONC. NDA
IRON AND STEEL SCRAP						20	DECHETS DE FER, D'ACIER
NON-FERROUS MET. SCRAP						42	DECHETS METAL. NON FER.
STONE, CRUDE NES			106				PIERRE BRUTE NDA
COTTON, TEXTILE WASTE			110			646	DECHETS DE COTON, TEXT.
WASTE AND SCRAP NES			3			89	DECHETS ET REBUTS NDA
LEATHER			52			1	CUIR
RUBBER FAB. MATERIALS			87			164	DEMI-PROD. CADUTCHOUX
LUMBER AND TIMBER			13,533			20,773	BOIS D'OEUVRE ET CHARP.
FLOORING			100			58	LAMES POUR PARQUET
VENEER, PLYWOOD			15,471				PLACAGES, CONTRE-PLAQ.
WOOD FAB. MATERIALS			779				DEMI-PRODUITS EN BOIS
NEWSPRINT PAPER						54	PAPIER JOURNAL
PAPER NES			25			362	PAPIER NDA
PAPERBOARD			305				CARTON
BLDG. PAPER AND BOARD			2,825			77	PLAQ. CONSTR., PAP/CART.
WET MACHINE BOARD						57	CARTON EN PATE PRESSE
CORDAGE, TWINE, ROPE			1,108				CORDAGE, FICELLE, CORDE
JUTE WOVEN FABRICS			808				TISSUS DE JUTE

TABLE 9. CARGOES HANDLED AT GREAT LAKES PORTS, TO AND FROM FOREIGN COUNTRIES VIA ST. LAWRENCE RIVER, IN 1976

TABLEAU 9. MARCHANDISES MANUTENTIONNEES DANS LES PORTS DES GRANDS LACS, POUR ET DE PAYS ETRANGERS VIA LE SAINT-LAURENT, EN 1976

PORT AND COMMODITY	ARRIVED / ARRIVE			DEPARTED / PARTI			PORT ET MARCHANDISE
	NUMBER NOMBRE	NET TONNAGE TONNAGE NET	TONS UNLOADED TONNES DECHAR.	NUMBER NOMBRE	NET TONNAGE TONNAGE NET	TONS LOADED TONNES CHAR.	
TEXTILE FAB.MTL NES			2,597			15	OUVR.EN MAT.TEXT.NDA
ANIMAL OILS,EXC.MARINE						19,791	HUIL.ANIM.SAUF AN.MAR.
VEG.OILS,FATS NES			63,525			1,500	HUIL.MAT.GRAS.VEG.NDA
OILS,FATS,WAXES NES			1,688			3,723	HUIL.MAT.GRAS.CIRE NDA
METALLIC SALTS			524			48	SELS METALLIQUES
INORGANIC CHEMS. NES			1,483			1,686	PROD.CHIM.INDRG.NDA
ORGANIC CHEMICALS NES			5,282			1,029	PROD.CHIM.ORGAN.NDA
FERTILIZERS NES						2,298	ENGRAIS CHIMIQUE NDA
AGRICULTURAL CHEMICALS			114			53	PROD.CHIM.AGRICOLES
SYNTHETIC RUBBER			6			261	CADUTCHOUQ SYNTHETIQUE
PLASTIC MATERIALS			154			171	MATIERES PLASTIQUES
DYESTUFF,PIGMENT,PAINT			21			17	MAT.COLOR.PIG.PEINTURE
CHEM.SPECIALTIES NES			608			268	PROD.CHIM.SPECIAUX NDA
LUBRICATING OIL,GREASE			7,402			4	HUILE,GRAISSE LUBRIF.
PETROL.COAL PROD.NES			42,414			1,150	DERIVE PETR.CHARB.NDA
FERRO-ALLOYS			63				FERRO-ALLIAGES
PRIMARY IRON,STEEL NES			190			231	FER.ACIER PRIMAIR.NDA
CASTINGS,FORGINGS			1,132			221	MOUL.PIECES FORGEES
BAR AND RODS,STEEL			22,323			11,828	BARRES ET TIGES ACIER
PLATE & SHEET STEEL			12,951			598	TOLES,FEUILLES DACIER
STRUCTURAL SHAPES			13,783			2,570	PROFILES DE CONSTRUCT.
PIPES,TUBES: IRON,STEEL			3,373			350	TUYAUX,TUBES:FER,ACIER
WIRE			1,583			9	FIL METALLIQUE
ALUMINUM			12			31	ALUMINIUM
COPPER AND ALLOYS			121			7,507	CUIVRE ET ALLIAGES
NICKEL AND ALLOYS						1,742	NICKEL ET ALLIAGES
ZINC AND ALLOYS						319	ZINC ET ALLIAGES
NON-FERROUS METALS NES			3,033			116	METAUX NON-FERREUX NDA
METAL FAB.BASIC PROD.			2,965			598	OUVR.DE BASE EN METAL
BRICKS,TILES NES			353				BRIQUES,TUILES NDA
GLASS BASIC PRODUCTS			2,782			5,033	OUVR.DE BASE EN VERRE
CEMENT						1	CIMENT
CEMENT BASIC PROD.			111			20	OUVR.OE BASE CIMENT
NON-MET.MIN.BASIC PROD.			1,009			41	PROD.MIN.NON-MET.BASE
MISC.FABRICATED PROD.			805			65	OVRAGES DIVERS
TRACTORS			6,962			1,451	TRACTEURS
MACHINERY NES			17,818			8,123	MACHINES NDA
RAILWAY ROLLING STOCK						5,194	MAT.ROUL.DE CH.DE FER
PASS.AUTOS AND CHASSIS			2,455			1,452	VOITURES PART.,CHASSIS
BUSES AND CHASSIS			7				AUTOBUS ET CHASSIS
TRUCKS AND CHASSIS			172			1,625	CAMIONS ET CHASSIS
MOTOR VEHICLE ENGINES			749			6,689	MOTEURS DE VEH.AUTOM.
ROAD MOTOR VEH. NES			31			53	VEH.AUTOM.ROUTIERS NDA
SHIPS,AIRCRAFT,MIS.VEH			593			10	NAVIRES,AVIONS,VEH.DIV
RUBBER TIRES AND TUBES			23			320	PNEUS, CHAMBRES A AIR
EQUIPMENT MISC.			1,101			488	MATERIEL DIVERS
PERSONAL,HOUSEHOLD GOODS			3,738			269	ART.PERS.ET MENAGERS
FIREARMS,AMMUNITION			103				ARMES A FEU,MUNITIONS
CONTAINERS,CLOSURES			277			63	CONTENEURS,FERMETURES
MISC. END PRODUCTS NES			1,501			2,462	PRODUITS FINIS DIV.NDA
GENERAL CARGO			2,530			1,567	MARCHANDISES DIVERSES
CONTAINERIZED FREIGHT			41,997			19,456	FRET CONTENEURSE
PORT TOTAL	252 *	1,063,995 *	584,802 *	144 *	501,359 *	186,863 *	TOTAL DU PORT
WELLAND							WELLAND
EQUIPMENT MISC.						116	MATERIEL DIVERS
PORT TOTAL	*	*	*	1 *	2,364 *	116 *	TOTAL DU PORT
WINDSOR							WINDSOR
TOBACCO NES						199	TABACS NDA
FLUDRSPAR			79,654				SPATH FLUDR
INORGANIC CHEMS. NES						482	PROD.CHIM.INORG.NDA
PLATE & SHEET STEEL			3,601				TOLES,FEUILLES DACIER
METAL FAB.BASIC PROD.						18	OUVR.DE BASE EN METAL
MACHINERY NES						293	MACHINES NDA
TRUCKS AND CHASSIS						10	CAMIONS ET CHASSIS
MOTOR VEHICLE ENGINES						37	MOTEURS DE VEH.AUTOM.
PORT TOTAL	10 *	48,072 *	83,255 *	4 *	14,197 *	1,039 *	TOTAL DU PORT
ONTARIO-NES/NDA							ONTARIO-NES/NDA
EQUIPMENT MISC.			599				MATERIEL DIVERS
PORT TOTAL	1 *	605 *	599 *	*	*	*	TOTAL DU PORT
TOTAL - CANADA	366 **	1,619,189 **	1,136,066 **	374 **	1,922,576 **	1,976,174 **	TOTAL - CANADA

TABLE 10. TUGS DEPARTED FROM CANADIAN PORTS, IN INTERNATIONAL SEABORNE SHIPPING, BY PORT, IN 1976
 TABLEAU 10. MOUVEMENTS INTERNATIONAUX DE REMORQUEURS EN PROVENANCE DE PORTS CANADIENS, PAR PORT, EN 1976

PROVINCE - PORT	NUMBER / NOMBRE	NET TONNAGE / TONNAGE NET
NEWFOUNDLAND / TERRE-NEUVE		
COME-BY-CHANCE	1	1
TOTAL - PROVINCE	1 *	1 *
PR. EDWARD ISLAND / ILE DU PR. EDOUARD		
SUMMERSIDE	1	1
TOTAL - PROVINCE	1 *	1 *
NOVA SCOTIA / NOUVELLE-ECOSSE		
HALIFAX	40	3,120
LIVERPOOL	12	1,587
MULGRAVE	1	43
PICTOU	1	1
PORT HAWKESBURY	9	453
SHELburne	1	1
SYDNEY	1	1
TOTAL - PROVINCE	65 *	5,206 *
NEW BRUNSWICK / NOUVEAU-BRUNSWICK		
BELLEUNE	1	1
SAINT JOHN	10	1,043
TOTAL - PROVINCE	11 *	1,044 *
QUEBEC / QUEBEC		
MONTREAL	50	6,384
POINT AU PIC	1	135
SEPT ILES	2	2
SOREL	2	139
TOTAL - PROVINCE	55 *	6,660 *
ONTARIO / ONTARIO		
AMHERSTBURG	2	70
CLARKSON	1	96
COBBOURG	1	39
HAMILTON	3	126
PORT COLBORNE	3	637
PRESCOTT	1	131
ST. CATHARINES	2	201
SARNIA	349	26,161
SAULT STE. MARIE	40	2,465
TORONTO	4	360
WINDSOR	875	81,659
ONTARIO-NES/NDA	5	476
TOTAL - PROVINCE	1,286 *	112,421 *
BRITISH COLUMBIA / COLOMBIE-BRITANNIQUE		
BAMBERTON	13	182
BLUBBER BAY	16	973
BRITANNIA BEACH	1	6
CAMPBELL RIVER	64	2,704
CHEMAINUS	10	401
COURTENAY	1	37
COWICHAN BAY	3	183
CROFTON	33	1,456
GOLD RIVER	2	26
KITIMAT	2	109
MARBLE BAY	6	257
NANAIMO	8	280
NEW WESTMINSTER	51	1,092
PORT ALBERNI	30	2,243
POWELL RIVER	128	6,984
PRINCE RUPERT	64	3,322
QUATSINO	3	121
SOOKE	38	1,327
SQUAMISH	11	1,108
TAHSIS	1	94
VANANDA	16	346
VANCOUVER	1,138	43,050
VICTORIA	438	25,620

TABLE 10. TUGS DEPARTED FROM CANADIAN PORTS, IN INTERNATIONAL SEABORNE SHIPPING, BY PORT, IN 1976
TABLEAU 10. MOUVEMENTS INTERNATIONAUX DE REMORQUEURS EN PROVENANCE DE PORTS CANADIENS, PAR PORT, EN 1976

PROVINCE - PORT	NUMBER / NOMBRE	NET TONNAGE / TONNAGE NET
BC-NES/C-B.-NCA	29	752
TOTAL - PROVINCE	2,106 *	92,673 *
TOTAL - CANADA	3,525 **	218,006 **

APPENDIX - A - APPENDICE

List of Canadian Ports - Liste des ports canadiens

NEWFOUNDLAND - TERRE-NEUVE

Argentia
Baie Verte
Bay Roberts
Bell Island
Botwood
Burgeo
Burin
Carmanville
Catalina
Clarenville
Corner Brook (incl. Hughes Brook, Curling, Humbermouth)
Come-by-Chance
Fortune
Goose Bay
Grand Bank
Harbour Breton
Harbour Grace
Holyrood
Lewisporte
Little Bay
Long Pond (Manuels)
Marystown
Port aux Basques
Port Hope Simpson
Long Harbour
Ramea
St. Albans
St. John's
St. Lawrence
Stephenville (incl. St. George's Flat Bay, Flat Point, Turf Point)
Tilt cove
Tommy's Arm
All other Newfoundland ports - Tous autres ports de Terre-Neuve

PRINCE EDWARD ISLAND - ÎLE-DU-PRINCE-ÉDOUARD

Charlottetown
Souris
Summerside (Borden)
All other Prince Edward Island ports - Tous autres ports de l'Île-du-Prince-Édouard

NOVA SCOTIA - NOUVELLE-ÉCOSSE

Amherst
Baddeck
Bridgewater
Digby
Halifax
Hantsport
Little Narrows
Liverpool (Brooklyn)
Lunenburg
Margaretsville
Mulgrave
North Sydney
Parrsboro
Pictou
Port Hawkesbury (incl. Point Tupper)

NOVA SCOTIA - Concluded - NOUVELLE-ÉCOSSE - fin

Pugwash
Sheet Harbour
Shelburne
Sydney (Pt. Edward)
Walton
Weymouth
Wolfville (incl. Pt. Williams)
Yarmouth
All other Nova Scotia ports - Tous autres ports de la Nouvelle-Écosse

NEW BRUNSWICK - NOUVEAU-BRUNSWICK

Bathurst
Belledune
Blacks Harbour
Campbellton
Caraquet
Chatham
Dalhousie
Grand Manan (North Head)
Moncton
Newcastle (Bridgetown)
Saint John
St. Andrews
St. Stephen
All other New Brunswick ports - Tous autres ports du Nouveau-Brunswick

QUÉBEC

Baie Comeau
Beloeil
Blanc Sablon
Black Cape
Cap Chat
Carleton
Chandler
Chicoutimi
Contrecoeur
Donnacona
Forestville
Gaspé
Godbout
Grande Vallée
Grindstone
Havre St. Pierre
Lanoraie
Les Escoumins
Matane
Mont Louis
Montréal
New Richmond
Paspébiac
Pentecôte
Pointe-au-Pic
Pointe-Noire (Clarke City)
Port Alfred
Port Cartier
Port Menier
Québec
Rimouski

List of Canadian Ports - Continued - Liste des ports canadiens - suite

QUÉBEC - Concluded

Rivière-du-Loup
St. Jean Port Joli
St. Siméon
Ste. Anne des Monts
Sacré-Coeur
Sept-Îles
Sorel
Trois-Pistoles
Trois-Rivières
Valleyfield
Varenes
Northern Quebec ports - Ports du nord
de Québec
All other Quebec ports - Tous autres ports de
Québec

ONTARIO

Amherstburg
Badgely Island
Belleville
Britt
Bathe
Byng Inlet
Cardinal
Clarkson
Cobourg
Colborne
Collingwood
Cornwall
Courtright
Cutler
Depot Harbour
Erieau
Goderich
Hamilton
Killarney
Kingston
Kingsville
Lakeview
Little Current
Marathon
Michipicoten Harbour
Midland
Morrisburg
Nanticoke
Oakville (Bronte)
Oshawa
Owen Sound
Parry Sound
Picton
Port Burwell
Port Colborne
Port Credit
Port Hope
Port Lambton
Port Maitland
Port McNicoll
Port Stanley
Prescott
Red Rock
St. Catharines (Port Weller, Pt. Dalhousie)

ONTARIO - Concluded

Sarnia
Sault Ste. Marie (Marks Bay, Mill Pond)
Serpent River
Sombra
Thorold
Thunder Bay
Toronto
Trenton
Wallaceburg
Welland
Whitby
Windsor (Walkerville, Sandwich, Ojibway,
Riverside)
Northern Ontario ports - Ports du nord
d'Ontario
All other Ontario ports - Tous autres ports
d'Ontario

MANITOBA

Churchill
All other Manitoba ports - Tous autres ports du
Manitoba

BRITISH COLUMBIA - COLOMBIE-BRITANNIQUE

Alert Bay
Andy's Bay
Bamberton
Beaver Cove
Bedwell Sound
Beecher Bay
Bella Coola (S. Bentinck Arm)
Blind Bay
Blubber Bay
Britannia Beach
Campbell River (Duncan Bay)
Centre Bay
Chemainus
Clam Bay
Clio Bay
Coal Harbour
Courtenay
Cowichan Bay
Crofton (Croft Hill)
Esquimalt
Fair Harbour
Furry Creek
Gold River
Gowland Harbour
Howe Sound
Jedway
Jervis Inlet
Kimsquit
Kitkatla
Kitimat
Knight Inlet
Ladysmith
Lake Bay
Little Espinosa Inlet
Long Bay
Loughborough Inlet
Lyal Harbour

List of Canadian ports - Concluded - Liste des ports canadiens - fin

**BRITISH COLUMBIA - Continued -- COLOMBIE-
BRITANNIQUE - suite**

Mahatta River
Malksope Inlet
Marble Bay
Marpole
Masset
Menzies Bay
Moresby Camp
Namu
Nanaimo (Harmac)
New Westminster
North Arm Fraser River
Ocean Falls
Port Alberni
Port Hardy (Hardy Bay)
Port Harvey
Port Mellon
Port McNeill
Port Renfrew
Powell River
Prince Rupert
Quatsino
Ragged Island
Roberts Bank
Rupert Inlet
Saanichton
Sandpoint
Sarita River
Shannon Bay
Siwash (Okisollo)

**BRITISH COLUMBIA - Concluded - COLOMBIE-
BRITANNIQUE - fin**

Skidegate
Smith Inlet
Sooke
South Bay
Stewart
Squamish
Tasu
Tahsis
Teakerne Arm
Texada
Toquart
Ucluelet
Vananda
Vancouver (incl. Port Moody, North Arm, Ioco,
Burnaby, English Bay, False Creek, Dollarton)
Vanguard
Victoria
Watson Island
West Bay
Zeballos
All other British Columbia ports - Tous autres
ports de la Colombie-Britannique

**NORTHWEST TERRITORIES - TERRITOIRES DU
NORD-OUEST**

Frobisher Bay
All other Northwest Territories ports - Tous autres
ports des Territoires du Nord-Ouest



APPENDIX - B - APPENDICE

LIST of Commodities

Marchandise

LIVE ANIMALS

Cattle
Live animals, n.e.s.

ANIMAUX VIVANTS

Bovins
Animaux vivants, n.d.a.

FOOD, FEED, BEVERAGES AND TOBACCO

Meat and Meat Preparations

Meat, fresh, chilled or frozen
Meat, cured
Meat and meat preparations, n.e.s.

ALIMENTS, ALIMENTS POUR ANIMAUX, BOISSONS ET TABACS

Viandes et préparations de viande

Viandes fraîches, refroidies ou congelées
Viandes salées ou fumées
Viandes et préparations de viande, n.d.a.

Fish and Marine Animals

Fish, fresh, chilled or frozen
Fish, smoked, salted, dried or pickled
Fish, canned
Lobster
Shell fish, n.e.s.; meat of marine animals; and other fishery foods and feeds

Poisson et animaux marins

Poisson frais, refroidi ou congelé
Poisson fumé, salé, séché ou mariné
Poisson, en boîtes
Homard
Coquillages, n.d.a.; viande d'animaux marins; et autres aliments de poisson et aliments de poisson pour animaux

Dairy Produce, Eggs and Honey

Butter
Cheese
Milk powder
Dairy produce, n.e.s.; eggs and honey

Produits laitiers, oeufs et miel

Beurre
Fromage
Lait en poudre
Produits laitiers, n.d.a.; oeufs et miel

Grain, Flour, Meal and Cereal Preparations

Barley
Corn
Oats
Rye
Wheat
Cereals, unmilled, n.e.s.
Corn meal and flour
Corn starch
Malt and malt flour
Wheat flour
Cereals, milled, n.e.s.
Bakery products, incl. those frozen

Macaroni and cereal products, and farinaceous substances and flour for use as food

Céréales, farine, et préparations de céréales

Orge
Maïs
Avoine
Seigle
Blé
Céréales, non moulues, n.d.a.
Semoule et farine de maïs
Fécule de maïs
Malt et farine de malt
Farine de blé
Céréales moulues, n.d.a.
Produits de boulangerie, y compris produits congelés
Pâtes alimentaires et produits céréaliers, substances farineuses et farine utilisées comme aliments

Fruits and Fruit Preparations

Apples (incl. crab-apples)
Bananas and plantains
Fresh or chilled fruits and berries, n.e.s.
Frozen fruits and berries
Dried and dehydrated fruits
Fruit juices, unfermented, not concentrated, and fruit juice concentrates
Fruit pulp and purée (not canned)
Fruits, preserved, not canned, n.e.s.
Fruits and preparations, canned (exc. infant foods)

Fruits et préparations de fruits

Pommes (y compris pommettes)
Bananes et bananes des Antilles
Baies et fruits frais ou refroidis, n.d.a.
Baies et fruits congelés
Fruits séchés ou déshydratés
Jus de fruits, non fermentés, non concentrés et concentrés de jus de fruits
Pulpe et purée de fruits (non en boîtes)
Fruits, conservés, mais non en boîtes, n.d.a.
Fruits et préparations, en boîtes (sauf aliments pour bébés)

List of Commodities - Continued

FOOD, FEED, BEVERAGES AND TOBACCO -
Concluded:

Nuts, Except Oil Nuts

Peanuts, roasted or otherwise prepared
Nuts, except oil nuts, n.e.s.

Vegetables and Vegetable Preparations

Potatoes
Vegetables, fresh or chilled, n.e.s.
Vegetables, frozen
Vegetables, dried
Vegetables and vegetable preparations, n.e.s.

Sugar and Sugar Preparations

Raw sugar
Sugar, n.e.s.
Molasses, crude
Molasses, refined
Syrup
Sugar preparations (incl. confectionery)

Cocoa, Coffee, Tea and Spices

Cocoa and chocolate
Coffee
Tea
Spices
Vinegar

Margarine, Shortening and Lard

Margarine and similar products
Shortening
Lard

Miscellaneous Foods, Food Materials and Food Preparations

Sausage skins or casings
Miscellaneous foods, food materials and food preparations, n.e.s.

Fodder and Feed, Except Unmilled Cereals

Hay, forage and straw
Hulls, screenings, chaff and scourings
Wheat bran, shorts and middlings
Ground cereals and by-products, n.e.s.
Cottonseed oil meal and cake
Soyabean oil meal and cake
Oil seed meals and cake, n.e.s.
Brewers' and distillers' grains and solubles
Feeds of vegetable origin, n.e.s.
Feeds of animal origin
Concentrated and complete feeds

Beverages

Non-alcoholic beverages
Ale, beer, stout and porter
Wines
Fermented alcoholic beverages, n.e.s.
Distilled alcoholic beverages

Tobacco

Cigarettes
Tobacco, n.e.s.

Marchandise - suite

ALIMENTS, ALIMENTS POUR ANIMAUX, BOISSONS ET TABACS - fin:

Noix, sauf noix oléagineuses

Cacahuètes, grillées ou autrement préparées
Noix, sauf noix oléagineuses, n.d.a.

Légumes et préparations de légumes

Pommes de terre
Légumes, frais ou refroidis, n.d.a.
Légumes, congelés
Légumes, séchés
Légumes et préparations de légumes, n.d.a.

Sucre et préparations à base de sucre

Sucre brut
Sucre, n.d.a.
Mélasse, brute
Mélasse, raffinée
Sirop
Préparations à base de sucre (y compris confiserie)

Cacao, café, thé et épices

Cacao et chocolat
Café
Thé
Épices
Vinaigre

Margarine, shortening et saindoux

Margarine et produits semblables
Shortening
Saindoux

Aliments divers, matières nutritives et préparations alimentaires

Enveloppes et boyaux à saucisses
Aliments divers, matières nutritives et préparations alimentaires, n.d.a.

Fourrage et aliments pour animaux, sauf céréales non moulues

Foin, fourrages et paille
Écalures, criblures, rebuts et impuretés
Son, remoulage et issues de blé
Céréales moulues et sous-produits, n.d.a.
Tourteau et farine de graine de coton
Tourteau et farine de graine de soya
Tourteau de farine de graine oléagineuses, n.d.a.
Grains et solubles de brasserie et de distillerie
Aliments pour animaux d'origine végétale, n.d.a.
Aliments pour animaux d'origine animale
Aliments pour animaux concentrés et complets

Boissons

Boissons non alcooliques
Ale, bière, porter et stout
Vins
Boissons alcooliques fermentées, n.d.a.
Boissons alcooliques distillées

Tabacs

Cigarettes
Tabacs, n.d.a.

List of Commodities - Continued

Marchandise - suite

CRUDE MATERIALS, INEDIBLE

Crude Animal Products, Inedible (Except Fibres)

Raw hides and skins and undressed fur skins
Crude animal products, inedible (except fibres),
n.e.s.

Crude Vegetable Products, Inedible (Except Tobacco, Fibres and Wood)

Seeds for sowing, n.e.s.
Flaxseed
Mustard seed
Rapeseed
Soya beans
Oil seeds, oil nuts and oil kernels, n.e.s.
Nursery and greenhouse stock and related
materials
Rubber and allied gums, natural, and natural
gums and resins
Crude vegetable products, inedible (except to-
bacco, fibres and wood), n.e.s.

Crude Wood Materials

Logs
Bolts and round timber
Pulpwood
Crude wood materials, n.e.s.

Textile and Related Fibres (Including Waste)

Wool and fine animal hair suitable for spinning
Textile and related fibres (including waste),
n.e.s.

Metallic Ores, Concentrates, Scrap Metals and By-Products (Alternative Classification)

Alumina and bauxite ore
Copper ore and concentrates and matte and
precipitates
Iron ore, crude, and concentrates, calcined,
roasted or treated
Lead ore and concentrates
Manganese ore
Nickel-copper ore, nickel-copper matte or
speiss, and nickel concentrates
Titanium ore
Zinc ore and concentrates
Ores, concentrates and precipitates, n.e.s.
Iron and steel scrap
Non-ferrous and precious metal scrap
Slags, drosses and other by-products

Coal, Crude Petroleum and Related Crude Products

Coal, bituminous, sub-bituminous, and lignite
Coal, n.e.s.
Crude petroleum, petroleum tops and natural
gasoline
Natural gas and other crude bituminous sub-
stances

MATIÈRES BRUTES NON COMESTIBLES

Produits bruts d'origine animale, non comestibles (sauf fibres)

Peaux et cuirs bruts et pelleteries non apprêtées
Produits bruts d'origine animale, non comestibles
(sauf fibres), n.d.a.

Produits bruts d'origine végétale, non comestibles (sauf tabacs, fibres et bois)

Graines de semence, n.d.a.
Graine de lin
Graine de moutarde
Graine de colza
Fèves de soya
Graines, noix et amandes oléagineuses, n.d.a.
Produits de pépinière et de culture de serre et
matières connexes
Caoutchouc et gommes semblables, naturels et
gommes et résines naturelles
Produits bruts d'origine végétale, non comestibles
(sauf tabacs, fibres et bois), n.d.a.

Matières en bois brut

Billes
Billots et bois ronds
Bois à pâte
Matières en bois brut, n.d.a.

Textiles et fibres connexes (y compris déchets)

Laine et poil fin d'animal pouvant être filés
Textiles et fibres connexes (y compris déchets),
n.d.a.

Minerais de métaux, concentrés, déchets de métaux et sous-produits (1re possibilité de classification)

Alumine et minerai de bauxite
Minerai, concentrés, matte et précipités de cuivre
Minerai de fer brut et concentrés calcinés, grillés
ou traités
Minerai et concentrés de plomb
Minerai de manganèse
Minerai de nickel et de cuivre, matte ou speiss de
nickel et de cuivre et concentrés de nickel
Minerai de titane
Minerai et concentrés de zinc
Minerais, concentrés et précipités, n.d.a.
Déchets de fer et d'acier
Déchets de métaux non ferreux et précieux
Scories, crasses et autres sous-produits

Charbon, pétrole brut et produits bruts connexes

Charbon bitumineux, sous-bitumineux et lignite
Charbon, n.d.a.
Pétrole brut, produits de tête et essence naturelle
Gaz naturel et autres substances bitumineuses
brutes

List of Commodities - Continued

CRUDE MATERIALS, INEDIBLE - Concluded:

Crude Non-metallic Minerals (Except Coal and Petroleum)

Asbestos, unmanufactured, crude and fibre
 Bentonite
 China clay
 Dolomite
 Clay and other crude refractory materials, n.e.s.
 Sand and gravel
 Limestone
 Crushed stone, incl. stone refuse (exc. limestone flux and crushed limestone)
 Stone, crude, n.e.s.
 Water and ice
 Barytes, natural
 Fluorspar
 Gypsum
 Phosphate rock
 Salt
 Sulphur in ores, crude and refined (exc. pharmaceutical grade)
 Crude non-metallic minerals (except coal and petroleum), n.e.s.

Waste and Scrap Materials, n.e.s.

Cotton and textile rags and waste
 Hoggged fuel (wood)
 Waste and scrap materials, n.e.s.

FABRICATED MATERIALS, INEDIBLE

Leather

Leather
 Furs, dressed
 Rubber fabricated materials

Wood Fabricated Materials

Lumber and timber
 Flooring
 Railway ties
 Shingles and shakes
 Lath of wood
 Other sawmill products, n.e.s.
 Veneer, plywood and wood building boards
 Cooperage stock and box, crate and package shooK
 Wood fabricated materials, n.e.s.

Pulp

Pulp

Paper and Paperboard

Newsprint paper
 Paper, n.e.s.
 Paperboard
 Building paper and building board (exc. wood, plastic and gypsum board)
 Wet machine board and converted paper

Textile Fabricated Materials

Cordage, twine and rope (exc. braided cords and threads)
 Jute broad woven fabrics
 Textile fabricated materials, n.e.s.

Marchandise - suite

MATIÈRES BRUTES NON COMESTIBLES - fin:

Minéraux bruts non métalliques (sauf charbon et pétrole)

Amiante, non fabriqué, brut et en fibres
 Bentonite
 Kaolin
 Dolomite
 Argile et autres matières réfractaires brutes, n.d.a.
 Sable et gravier
 Pierre à chaux
 Pierre concassée, y compris rebuts de pierre (non compris castine et pierre à chaux concassée)
 Pierre brute, n.d.a.
 Eau et glace
 Barytine, naturelle
 Fluorine
 Gypse
 Roche phosphatée
 Sel
 Soufre dans les minerais, brut ou raffiné (sauf qualité pharmaceutique)
 Minéraux bruts non métalliques (sauf charbon et pétrole), n.d.a.

Matières de rebut et déchets, n.d.a.

Chiffons et déchets de textile et de coton
 Bois débité en copeaux (combustible)
 Matières de rebut et de déchet, n.d.a.

MATIÈRES TRAVAILLÉES, NON COMESTIBLES

Cuir

Cuir
 Fourrures apprêtées
 Demi-produits en caoutchouc

Demi-produits en bois

Bois d'oeuvre et bois de construction
 Revêtements de parquetage
 Traverses de voie ferrée
 Bardeaux et bardeaux formés
 Latte de bois
 Autres sciages, n.d.a.
 Placage, contreplaqué et planches de construction
 Demi-produits de tonnellerie et planchages à boîtes, cageots et emballages
 Demi-produits en bois, n.d.a.

Pâte

Pâte

Papier et carton

Papier journal
 Papier, n.d.a.
 Carton
 Plaques de construction, papier et carton (sauf planches en bois, en plastique ou en gypse)
 Carton en pâte pressé et papier transformé

Ouvrages en matières textiles

Cordage, ficelle et corde (sauf cordes tressées et fils)
 Tissus de jute larges
 Ouvrages en matières textiles, n.d.a.

List of Commodities - Continued

FABRICATED MATERIALS, INEDIBLE -

Continued:

Oils, Fats, Waxes, Extracts and Derivatives,
Animal and Vegetable

Animal oils and fats (exc. marine)

Fish and marine animal oils

Soyabean oil

Vegetable oils and fats, exc. essential oils,
n.e.s.Oils, fats, waxes, extracts and derivatives,
animal and vegetable, n.e.s.

Chemicals and Related Products

Sulphuric acid (incl. oleum)

Metallic salts and peroxy salts, of inorganic
acids

Inorganic chemicals, n.e.s.

Glycol

Organic chemicals, n.e.s.

Explosives, fuses and caps

Potash

Fertilizers and fertilizer materials, n.e.s.

Agricultural chemicals, formulated (crop and
seed treatments and herbicides); other insecti-
cides and rodenticides; and adhesivesSynthetic rubber (incl. rubber compounds and
reclaimed rubber)Plastic materials, not shaped, and plastics
basic shapes and formsDyestuffs (exc. dyeing extracts); pigments,
lakes and toners (exc. those in chemicals);
and paints and related products

Chemical specialties, industrial, n.e.s.

Petroleum and Coal Products

Gasoline

Fuel oil

Lubricating oils and greases

Coke of petroleum and coal

Asphalts and road oils

Coal tar and coal pitch

Petroleum and coal products, n.e.s.

Iron and Steel and Alloys

Ferro-alloys

Pig iron

Primary iron and steel, n.e.s.

Castings and forgings (exc. pipes and fittings)

Bars and rods, steel

Plate, sheet and strip, steel

Structural shapes and sheet piling

Rails and railway track material

Pipes and tubes, iron and steel (exc. fittings
and finished electrical conduit and tubing)

Wire (incl. wire rope)

Non-Ferrous Metals

Aluminum (including alloys)

Copper and alloys

Lead and alloys

Nickel and alloys

Zinc and alloys

Non-ferrous metals, n.e.s.

Marchandise - suite

MATIÈRES TRAVAILLÉES, NON COMESTIBLES -

suite:

Huiles, matières grasses, cires, extraits et dérivés
d'origine animale et végétaleHuiles et matières grasses d'origine animale
(sauf marine)

Huiles de poissons et d'animaux marins

Huile de soya

Huiles et matières grasses végétales, sauf huiles
essentielles, n.d.a.Huiles, matières grasses, cires, extraits et dérivés
d'origine animale et végétale, n.d.a.

Produits chimiques et produits connexes

Acide sulfurique (y compris oleum)

Sels métalliques et persels d'acides inorganiques

Produits chimiques inorganiques, n.d.a.

Glycol

Produits chimiques organiques, n.d.a.

Explosifs, mèches et amorces

Muriate de potassium (potasse)

Engrais et matières fertilisantes, n.d.a.

Produits chimiques agricoles, formulés (produits
pour cultures et semences et herbicides); autres
insecticides et rodenticides; et adhésifsCaoutchouc synthétique (y compris composés de
caoutchouc et caoutchouc régénéré)Matières plastiques non façonnées et formes
élémentaires de matières plastiquesMatières colorantes (sauf extraits colorants); pig-
ments, laques et tonifiants (sauf ceux des
produits chimiques); et peintures et produits
connexes

Produits chimiques industriels, spéciaux, n.d.a.

Dérives du pétrole et du charbon

Essence

Mazout

Graisses et huiles lubrifiantes

Coke de pétrole et de charbon

Asphalte et bitume liquide

Goudron et brai de houille

Dérivés du pétrole et du charbon, n.d.a.

Fer et acier et alliages

Ferro-alliages

Fonte brute

Acier et fer primaire, n.d.a.

Pièces moulées et forgées (sauf tuyaux et raccords)

Barres et tiges en acier

Tôle, feuilles et feuillards en acier

Profilés de construction et palplanches

Rails et matériaux de voie ferrée

Tuyaux et tubes en fer et en acier (sauf les rac-
cords, les tubes et les conduits électriques
finis)

Fil métallique (y compris cordage)

Métaux non ferreux

Aluminium (y compris alliages)

Cuivre et alliages

Plomb et alliages

Nickel et alliages

Zinc et alliages

Métaux non ferreux, n.d.a.

List of Commodities—Concluded

FABRICATED MATERIALS, INEDIBLE—
Concluded:**Metal Fabricated Basic Products**

Metal fabricated basic products

Non-metallic Mineral Basic ProductsBuilding brick, clay
Drain tiles, sewer pipes and fittings
Bricks, tiles (clay) and refractories, n.e.s.Glass basic products
Asbestos and asbestos-cement basic products
Cement
Cement and concrete basic products, n.e.s.
Lime
Non-metallic mineral basic products, n.e.s.**Miscellaneous Fabricated Materials**

Miscellaneous fabricated materials

END PRODUCTS, INEDIBLE**Machinery**Tractors
Machinery, n.e.s.**Transportation and Communication Equipment**Railway rolling stock
Passenger automobiles and chassis
Buses and chassis
Trucks, truck chassis and truck tractors, commercial
Motor vehicle engines, accessories, parts and assemblies
Road motor vehicles, n.e.s.
Ships and boats; aircraft; and miscellaneous vehicles (incl. parts and accessories)
Rubber tires and tubes**Equipment**

Equipment

Personal and Household Goods

Personal and household goods

MiscellaneousFirearms, weapons and ammunition
Containers and closures
Miscellaneous end products, inedible, n.e.s.
General cargo
Containerized freight

Marchandise—fin

MATIÈRES TRAVAILLÉES, NON COMESTIBLES—
fin:**Ouvrages de base en métal**

Ouvrages de base en métal

Produits minéraux non métalliques de baseBriques à bâtir en argile
Tuiles de drainage, tuyaux d'égout et raccords
Briques, tuiles (argile) et matières réfractaires, n.d.a.
Ouvrages de base en verte
Produits de base en amiante et en amiante-ciment
Ciment
Produits de base en ciment et en béton, n.d.a.
Chaux
Produits minéraux non métalliques de base, n.d.a.**Divers ouvrages**

Divers ouvrages


PRODUITS TERMINAUX NON COMESTIBLES**Machinerie**Tracteurs
Machinerie, n.d.a.**Matériel de transport et de communications**Matériel roulant de chemin de fer
Voitures particulières et châssis
Autobus et châssis
Camions, châssis de camion et tracteurs, commerciaux
Moteurs, accessoires, pièces et pièces assemblées pour véhicules automobiles
Véhicules automobiles pour routes, n.d.a.
Navires et bateaux; avions; et divers véhicules (y compris pièces et accessoires)
Pneus et chambres à air en caoutchouc**Matériel**

Matériel

Articles de soins personnels et articles ménagers

Articles de soins personnels et articles de ménage

DiversArmes à feu, armes et munitions
Conteneurs et fermetures
Divers produits terminaux non comestibles, n.d.a.
Marchandises diverses
Fret conteneurisé



Bulletins publiés par la
Division des transports et des communications
traitant du
TRANSPORT PAR EAU

Catalogue

Périodiques

54-002 Statistiques Maritimes, M., Bil.

Annuels

54-202 Transport maritime: Partie I, Transport maritime international (par pays), Bil.

54-203 Transport maritime: Partie II, Transport maritime international (par port), Bil.

54-204 Transport maritime: Partie III, Navigation nationale, Bil.

54-205 Transport par eau, Bil.

54-206 Transport maritime: Partie IV, Origine et destination pour certains ports, Bil.

54-207 Transport maritime: Partie V, Origine et destination de certaines marchandises, Bil.

M. — Mensuel

Bil. — Bilingue

Outre les publications ci-dessus énumérées, Statistique Canada publie une grande variété de rapports statistiques sur le Canada tant dans le domaine économique que social. On peut se procurer gratuitement un catalogue complet des publications courantes à Statistique Canada, Ottawa (Canada), K1A 0T6.



1010703024

Reports Published by the
Transportation and Communications Division
dealing with

WATER TRANSPORT

Catalogue

Periodical

54-002 Shipping Statistics, M., Bil.

Annual

54-202 Shipping Report: Part I, International Seaborne Shipping (by Country), Bil.

54-203 Shipping Report: Part II, International Seaborne Shipping (by Port), Bil.

54-204 Shipping Report: Part III, Coastwise Shipping, Bil.

54-205 Water Transportation, Bil.

54-206 Shipping Report: Part IV, Origin and Destination for Selected Ports, Bil.

54-207 Shipping Report: Part V, Origin and Destination for Selected Commodities, Bil.

M. — Monthly

Bil. — Bilingual

In addition to the selected publications listed above, Statistics Canada publishes a wide range of statistical reports on Canadian economic and social affairs. A comprehensive catalogue of all current publications is available free on request from Statistics Canada, Ottawa (Canada), K1A 0T6.