


Shipping report

PART III
Coastwise shipping


1970




Transport maritime

PARTIE III
Navigation nationale

1970





STATISTICS CANADA — STATISTIQUE CANADA
Transportation and Public Utilities Division — Division des transports et des services d'utilité publique
Transportation Section — Section des transports

SHIPPING REPORT

PART III

Coastwise Shipping

TRANSPORT MARITIME

PARTIE III

Navigation nationale

1970

Published by Authority of
The Minister of Industry, Trade and Commerce

Publication autorisée par
le ministre de l'Industrie et du Commerce

February - 1972 - Février
8709-536

Price—Prix: \$1.50

Statistics Canada should be credited when republishing all or any part of this document
Reproduction autorisée sous réserve d'indication de la source: Statistique Canada

Information Canada
Ottawa

MEMORANDUM FOR THE DIRECTOR

DATE: 12/15/2001

TO: DIRECTOR, FBI

FROM: SAC, NEW YORK

SUBJECT: [REDACTED]

RE: [REDACTED]

[REDACTED]

[REDACTED]

[REDACTED]

[REDACTED]

[REDACTED]

[REDACTED]

[REDACTED]

[REDACTED]

[REDACTED]

[REDACTED]

[REDACTED]

[REDACTED]

TABLE OF CONTENTS

Tables 1 to 5—See Shipping Report: Part I

Tables 6 to 10—See Shipping Report: Part II

	Page
Introduction	5
Table	
11. Cargoes Handled at Canadian Ports in Coastwise Shipping	11
12. Cargoes Loaded at Canadian Ports in Coastwise Shipping, by Commodity and Geographic Area	71
13. Cargoes Unloaded at Canadian Ports in Coastwise Shipping, by commodity and Geographic Area	74
14. Vessel Arrivals and Departures in Coastwise Shipping, by Port	77
15. Vessels Departed from Canadian Ports in Coastwise Shipping, by Rig and Size	90
16. Tugs Departed from Canadian Ports in Coastwise Shipping	92
17. Tonnage of Cargo Loaded and Unloaded at Canadian Ports in Inter- and Intra-Provincial Trade by Province	95
18. Cargo Loaded and Unloaded in Coastwise Shipping by Vessels of Foreign Registry, with Number of Departures and Arrivals and Registered Net Tonnage, excluding Vessels in Ballast	95

Appendix

A. Number and Registered Net Tonnage of, and Tons of Cargo Unloaded and Loaded by, Vessels Arrived at and Departed from Canadian Ports in Coastwise Shipping 1944 - 1969	96
B. List of Canadian Ports	97
C. List of Commodities	100

TABLE DES MATIERES

Tableaux 1 à 5—Voir Transport Maritime: Partie I

Tableaux 6 à 10—Voir Transport Maritime: Partie II

	Page
Introduction	5
Tableau	
11. Marchandises manutentionnées dans les ports canadiens, en cabotage national	11
12. Marchandises chargées dans les ports canadiens en cabotage national, par marchandise et région géographique	71
13. Marchandises déchargées dans les ports canadiens en cabotage national, par marchandise et région géographique	74
14. Arrivées et départs de navires en cabotage national, par port	77
15. Navires en provenance de ports canadiens en cabotage national, suivant le gréement et la dimension	90
16. Remorqueurs en provenance de ports canadiens, en cabotage national, par port	92
17. Commerce provincial et interprovincial: marchandises (en tonnes) embarquées et débarquées, par province	95
18. Navigation nationale: marchandises embarquées et débarquées par les navires immatriculés à l'étranger, nombre de navires entrés et sortis et jauge nette au registre, à l'exclusion des navires sur lest	95

Appendice

A. Navigation nationale: nombre des navires entrés et sortis et leur jauge nette au registre, et marchandises embarquées et débarquées (en tonnes) 1944 - 1969	96
B. Liste des ports canadiens	97
C. Liste des marchandises	100

SYMBOLS

The following standard symbols are used in Statistics Canada publications:

- .. figures not available.
- ... figures not appropriate or not applicable.
- nil or zero.
- amount too small to be expressed.
- P preliminary figures.
- r revised figures.

SIGNES CONVENTIONNELS

Les signes conventionnels suivants sont employés uniformément dans les publications de Statistique Canada:

- .. nombres indisponibles.
- ... n'ayant pas lieu de figurer.
- néant ou zéro.
- nombres infimes.
- P nombres provisoires.
- r nombres rectifiés.

INTRODUCTION

This publication presents statistics on the commodity and vessel traffic between Canadian ports.

Source

Shipping statistics are compiled from reports completed by operators or agents of vessels entering and leaving Canadian ports. Reports are not required for naval or fishing vessels, and craft of less than fifteen registered net tons. Customs officials act as agents for Statistics Canada in collecting forms at customs ports; returns for non-customs ports are forwarded through the nearest customs office. Operating data are collected for vessels calling at coastal and Great Lakes ports, but regions such as Lake Winnipeg and the MacKenzie River are not included in the survey.

Treatment of Data

Only data relating to those vessels which are engaged in port-to-port transportation of goods and/or passengers for compensation have been included; all intra-port movements have been excluded.

The term "international seaborne shipping" is used for vessels classed as being in foreign service, that is when (1) the vessel arrives from or departs for a foreign port; or (2) cargo is loaded for or unloaded from a foreign port; or (3) the registry of the vessel is other than Canadian or British Commonwealth (even though the vessel may have sailed between two Canadian ports).

A vessel is classed as being in coasting service if (1) it is of Canadian or British Commonwealth registry, sails between two Canadian ports, and loads or unloads no foreign freight; or if (2) it is of foreign registry, but is granted a waiver to engage in coasting service.

A vessel's arrival and departure at ports on a voyage could vary between foreign or coastwise depending on which definition of service is applicable. Because of the variety that is possible in vessel movements, the number of arrivals and departures in either international seaborne or coastwise shipping need not necessarily be the same.

Beginning the count of vessel arrivals and departures on January 1 and ending it on December 31 can cause a disparity in the total number arrived and departed. Vessels entering a port at the end of a year and clearing it the following January would only be counted as an arrival or departure for that year when the movement occurred.

La présente publication contient la statistique du trafic marchandises et du mouvement des navires entre les ports canadiens.

Source

Les statistiques sur la navigation sont établies d'après les données fournies par le personnel ou les agents des navires qui entrent dans les ports canadiens ou qui en sortent. Aucune déclaration n'est requise des navires de forces navales, des bateaux de pêche, ni d'embarcations jaugeant moins de quinze tonnes nettes. Les douaniers agissent à titre d'agents de Statistique Canada et recueillent les formules aux ports douaniers; les déclarations pour les ports non douaniers sont acheminées au bureau douanier le plus proche. Les données d'exploitation sont recueillies pour les navires faisant escale aux ports côtiers et des Grands Lacs, mais certains endroits, comme le lac Winnipeg et le fleuve MacKenzie ne sont pas compris dans le champ de l'enquête.

Traitement des données

Seules les données qui se rapportent aux navires effectuant le transport d'un port à l'autre, de marchandises et de passagers payants, sont indiquées ici; on n'a pas tenu compte des mouvements dont le lieu de départ et d'arrivée est le même port.

L'expression "navigation maritime internationale" englobe trois catégories de bâtiments ou de cargaisons: (1) les navires en provenance ou à destination d'un port étranger, (2) les cargaisons embarquées ou débarquées qui sont destinées à des pays étrangers ou qui en proviennent, (3) les navires immatriculés ailleurs qu'au Canada ou que dans un pays du Commonwealth (même si le navire a navigué entre deux ports canadiens).

La "navigation nationale" englobe: (1) les navires immatriculés au Canada ou dans un pays du Commonwealth qui naviguent entre deux ports canadiens sans embarquer ni débarquer de fret étranger; et (2) les navires immatriculés ailleurs, mais qui détiennent un permis de cabotage.

En raison de la variété des mouvements possibles, l'arrivée et le départ d'un navire peuvent très bien entrer, la première, dans la catégorie de la "navigation maritime internationale", et, le second, dans celle de la "navigation nationale", ou vice versa.

La fait, d'autre part, de prendre l'année civile comme période de référence rend raison des différences qui pourraient exister entre le nombre total de navires entrés et le nombre total de navires sortis. Les navires qui entrent dans un port à la fin de l'année et qui n'en sortent qu'en janvier de l'année suivante ne sont comptés que comme une entrée ou une sortie pour l'année durant laquelle le mouvement s'est produit.

A vessel is considered arriving or departing "in ballast" if cargo is neither unloaded or loaded at a port, regardless of the amount of in transit cargo that may be on board at the time.

Appendix B lists the Canadian ports for which shipping data are tabulated separately, and is derived from the names assigned to the areas of loading or unloading by the respondents. Appendix C consists of a commodity list, based on the *Standard Commodity Classification Manual* published by Statistics Canada, into which all cargo types are grouped; reference to this appendix will enable users to obtain a complete description of those commodities which have been necessarily abbreviated in the tables.

The term "general cargo" in this publication refers only to commodities which were not specifically identified in shipping reports; it is not intended to indicate any distinction between bulk and other commodities.

The letters "n.e.s." found in the commodity listing mean "not elsewhere specified".

Because of shrinkage and other reasons, loading and unloading figures for a particular commodity in domestic shipping do not always agree; for statistical purposes, however, they are required to be the same.

Some ports frequently engage in "lightering"; in cases where cargo is loaded or unloaded in the harbour rather than at a dock or wharf, the tonnage is included with the port totals. Where trans-shipments are made outside a harbour, or at mid-stream, the cargo handled is treated as a loading or unloading at the nearest port. Ports which have handled lightered commodities include Botwood, Goose Bay, Charlottetown, Bathurst, Campbellton, Chatham, Bic Anchorage Rimouski, Chicoutimi, Trois-Rivières, Varennes, and Rivière-du-Loup.

All volume data are presented in tons of 2,000 pounds.

It should be noted that due to corrections made throughout the year, statistics contained in this publication may differ from that released as preliminary data in the monthly *Shipping Statistics*.

Un navire est considéré entré ou sorti, "sur lest" si la cargaison n'est ni embarquée ni débarquée à un port, nonobstant la quantité de marchandises en transit qui se trouve à bord.

L'Appendice B comprend la liste des ports canadiens pour lesquels on calcule séparément les statistiques sur la navigation. Cette liste est établie en fonction des zones d'embarquement et de débarquement indiquées par les déclarants. L'Appendice C présente la liste des marchandises, basée sur le *Standard Commodity Classification Manual* publié par Statistique Canada et dans lequel sont énumérés tous les genres de marchandises; les utilisateurs désireux de connaître la description complète des marchandises — qu'il nous a fallu nécessairement abrégé dans les tableaux — feraient bien de consulter cette liste.

L'expression "Marchandises diverses" s'applique, dans la présente publication, uniquement aux marchandises qu'on n'a pas dénommées avec précision dans les questionnaires; on ne fait pas de distinction entre les marchandises en vrac et les autres marchandises.

Les lettres "n.d.a." dans la liste des marchandises signifient "non dénommé ailleurs".

A cause du coulage et d'autres pertes de même nature, il arrive que le poids de certaines marchandises embarquées ne concorde pas avec celui des marchandises débarquées; toutefois, pour les besoins de la statistique, les deux doivent être identiques.

Dans certains ports, les marchandises sont fréquemment embarquées ou débarquées "par allège" plutôt qu'à un dock ou un quai; le tonnage est alors compris dans le tonnage totale du port. Dans le cas de transbordements à l'extérieur d'un port, ou au milieu du courant, l'embarquement ou le débarquement est compté pour le port le plus proche. Les ports de Botwood, Goose Bay, Charlottetown, Bathurst, Campbellton, Chatham, Rimouski, Chicoutimi, Trois-Rivières, Varennes et Rivière-du-Loup ont procédé à l'embarquement et au débarquement de marchandises "par allège".

Toutes les données pondérales sont présentées en tonnes de 2,000 livres.

Il est à noter qu'en raison de corrections effectuées pendant l'année, les statistiques de la présente édition peuvent différer de celles qui ont été publiées à titre préliminaire dans le bulletin mensuel *Shipping Statistics*.

ANALYSIS OF DATA

In 1970 the volume of coastwise shipping showed a 10.5% increase to 63,163,772 tons of cargo loaded and unloaded. A total of 160,215 vessel arrivals and departures, some 16,179 less than in 1969 averaged out at 1,256 registered net tons per vessel compared with 1,061 tons the previous year.

Newfoundland ports handled slightly more cargo in 1970, the total being 3,600,025 tons compared to 3,335,344 tons. Of the 1,459,735 tons loaded in the province, petroleum and forestry products were the main commodities. An increase of 55,970 tons of cement loaded at Corner Brook was the main reason for total loadings at that port rising to 96,114 tons compared to 36,893 tons in 1969.

An increase in the movement of pulpwood at Corner Brook accounted for the 55.5% rise to 612,686 tons from 394,109 tons. Cargoes other than petroleum products previously handled at Botwood are now moving through this port. Holyrood tonnage fell to 447,961 tons from 513,544 tons in 1969 due to a 12.8% decline in fuel oil loadings.

Activity at Port-aux-Basques showed a slight downward trend, staple products remaining fairly constant, with a slight decrease in forestry products, petroleum products and end products such as passenger autos, etc., bringing the total to 489,806 tons from 505,684 tons in 1969. St. John's showed less tonnage than in 1969, with a total of 629,978 tons, 12.1% lower than the previous year; fuel oil decreased by 71,967 tons and gasoline by 10,634 tons.

The province of Prince Edward Island handled 565,390 tons of cargo compared to 652,276 tons in 1969. Charlottetown handling the majority at 532,649 tons.

Cargo tons for Nova Scotia fell to 5,466,863 tons from 5,785,637 tons in 1969 due to a general decline in activity at most ports throughout the province. Halifax experienced a 5.8% decline to 2,552,211 tons with gasoline falling to 727,078 tons from 870,894 tons and wheat to 148,573 tons from 195,962 tons. Gypsum loaded at Little Narrows fell by 34,736 tons. North Sydney showed a slight decline at 494,549 tons compared to 514,649 tons in 1969. Salt shipments at Pugwash dropped to 183,586 tons from 205,792 tons.

Domestic trade at the New Brunswick ports dropped to 1,962,493 tons, a 18.6% decrease from the 1969 total of 2,410,991 tons. Fuel oil, the main commodity moved in the province totalled 1,312,997 tons or 66.9% of all traffic. However, flow patterns changed somewhat, thereby making port comparisons change, although Saint John

ANALYSE DES DONNÉES

En 1970, la navigation nationale a enregistré une augmentation de 10.5 % pour atteindre 63,163,772 tonnes de marchandises embarquées et débarquées. Il y a eu 160,215 entrées et sorties de navires, soit 16,179 de moins qu'en 1969 mais la jauge nette moyenne au registre a été de 1,256 tonnes contre 1,061 tonnes en 1969.

Dans les ports de Terre-Neuve, le trafic a légèrement augmenté, passant de 3,335,344 tonnes en 1969 à 3,600,025 tonnes en 1970. Le pétrole et le bois ont fourni la grande part du volume total des chargements (1,459,735 tonnes) dans cette province. A Corner Brook, les chargements de ciment ont dépassé de 55,970 tonnes ceux de 1969, augmentation portant l'ensemble des chargements à ce port à 96,114 tonnes contre 36,893 tonnes en 1969.

Le trafic du bois à pâte à Corner Brook a également augmenté (+55.5 %) pour atteindre 612,686 tonnes (394,109 en 1969). Les marchandises autres que les produits pétroliers manutentionnées auparavant à Botwood passent maintenant par ce port. A Holyrood, le trafic est tombé à 447,961 tonnes (513,544 tonnes en 1969) par suite d'une diminution de 12.8 % des embarquements de mazout.

A Port-aux-Basques, l'activité a faiblement ralenti, les principaux produits ne variant pratiquement pas mais le bois, les dérivés du pétrole et les produits finis comme les voitures de tourisme, etc. diminuant légèrement pour faire tomber le trafic total à 489,806 tonnes, contre 505,684 tonnes en 1969. L'activité à Saint-Jean a été moins intense qu'en 1969, tombant à 629,978 tonnes, soit 12.1 % de moins qu'en 1969; le mazout a diminué de 71,967 tonnes et l'essence, de 10,634 tonnes.

Dans les ports de l'Île-du-Prince-Édouard, on a manutentionné 565,390 tonnes de marchandises contre 652,276 tonnes en 1969. Charlottetown a enregistré le plus fort volume (532,649 tonnes).

Le trafic-marchandises dans les ports de la Nouvelle-Écosse est tombé à 5,466,863 tonnes (5,785,637 tonnes en 1969) par suite d'un ralentissement à presque tous les ports de la province. A Halifax, le trafic a diminué de 5.8 % pour tomber à 2,552,211 tonnes, l'essence passant de 870,894 tonnes à 727,078 tonnes et le blé, de 195,962 tonnes à 148,573 tonnes. Les chargements de gypse à Little Narrows sont tombés de 34,736 tonnes. Il y a eu légère diminution à North Sydney où le volume n'a été que de 494,549 tonnes contre 514,649 tonnes en 1969. Les expéditions de sel à Pugwash ont également diminué, passant de 205,792 à 183,586 tonnes.

Le volume de la navigation nationale dans les ports du Nouveau-Brunswick a été de 1,962,493 tonnes, soit 18.6 % de moins qu'en 1969 (2,410,991 tonnes). Le trafic du mazout, principal produit transporté dans cette province, a été de 1,312,997 tonnes, soit 66.9 % du trafic total. Toutefois, la structure du trafic a changé, altérant de ce fait la comparaison

remains the port with the largest volume with 416,567 tons of gasoline and 780,721 tons of fuel oil, related 1969 figures were 598,692 tons and 967,810 tons.

Increased cargo for the Province of Quebec by 29% to 33,962,122 tons from 26,321,724 tons was partially caused by higher iron ore shipments. Shipments of barley, corn, oats, rye and wheat reached a total of 3,597,854 tons in 1970 compared to 1,869,072 tons in 1969 at Montreal; gypsum at 263,929 tons was lower. However, gasoline at 1,492,706 tons (1,454,657 tons in 1969) and fuel oil at 4,218,776 tons (3,583,715) contributed to the increased port total to 11,156,261 tons from 8,472,629 tons. At Quebec increased tonnage of barley products accounted for the port's increase to 3,556,772 tons from 3,248,600 tons. Gasoline at 690,523 tons was only 8,304 tons less than the previous year's figure. Volume at Sept-Îles-Point Noire increased 813,639 tons to 4,447,155 tons because of a 34.4% increase in iron ore shipments. Titanium ore at Havre-St-Pierre at 2,311,904 tons is up by 612,653 tons from the 1,699,251 tons in 1969.

Sorel is the receiving centre for this ore, and this helped push that port's tonnage to 3,730,151 in 1970 up from 2,319,510 in 1969. Increased wheat unloadings at Trois Rivières more than offset a decline in pulpwood unloadings and helped contribute to a considerable rise in the port tonnage — up to 1,523,766 tons in 1970 from 1,172,521 tons in 1969.

A 31.6% increase in the Ontario provincial total was created by the large increase in tonnage of wheat, and iron ore out of Thunder Bay when this port's total rose to 16,689,061 tons from 10,411,484 tons in 1969. Clarkson, Goderich, Kingston and Midland all showed increased port activity over the previous year. Also, Hamilton tonnages were up by 1,906,603 tons as iron ore receipts rose 57.7% to 4,381,683 tons from 2,778,083 tons and iron and steel products loaded totalled 237,247 tons compared with 218,113 in 1969. Gasoline and fuel oil unloadings were up by 153,011 tons and wheat and barley rose to 251,028 tons from 199,181 tons.

The 11.1% overall increase at Sarnia was due to increased shipments of wheat, inorganic chemicals, fuel oil and gasoline; fuel oil rose to 1,500,759 tons from 1,216,383 tons. Activity at Sault Ste Marie climbed to 2,245,775 tons from 1,654,811 tons as receipts of iron ore increased 37.8% to 1,508,117 tons in 1970 from 1,094,346 in 1969. Increased shipments of salt at 204,755

entre les ports, bien que Saint-Jean soit encore le port où le trafic a été le plus intense avec 416,567 tonnes d'essence et 780,721 tonnes de mazout contre 598,692 tonnes et 967,810 tonnes respectivement en 1969.

Dans les ports du Québec, l'accroissement du volume des marchandises (26,321,724 à 33,962,122 tonnes) est en partie attribuable à l'augmentation du volume des expéditions de minerai de fer. A Montreal, les envois d'orge, de maïs, d'avoine, de seigle et de blé ont atteint 3,597,854 tonnes contre 1,869,072 tonnes en 1969; par contre, les expéditions de gypse sont tombées à 263,929 tonnes. Toutefois, l'essence (1,492,706 tonnes contre 1,454,657 tonnes en 1969) et le mazout (4,218,776 tonnes contre 3,583,715 tonnes) ont contribué à porter le trafic total du port à 11,156,261 tonnes (8,472,629 tonnes en 1969). A Québec, l'augmentation du volume des chargements d'orge a fait passer le trafic total de 3,248,600 tonnes à 3,556,772 tonnes. Le trafic de l'essence (690,523 tonnes) n'a été inférieur que de 8,304 tonnes à celui de 1969. Le volume des marchandises manutentionnées à Sept-Îles-Pointe-Noire a augmenté de 813,639 tonnes pour atteindre 4,447,155 tonnes grâce aux expéditions de minerai de fer qui ont augmenté de 34.4 %. Au Havre-Saint-Pierre, le volume du minerai de titane a été de 2,311,904 tonnes, soit 612,653 tonnes de plus qu'en 1969 (1,699,251 tonnes).

Ce minerai est destiné au port de Sorel et il a contribué à en faire passer le trafic total à 3,730,151 tonnes (2,319,510 en 1969). L'accroissement des débarquements de blé à Trois-Rivières a amplement compensé la diminution des débarquements de bois à pâte et a contribué à hausser fortement le tonnage dans ce port qui est passé de 1,172,521 tonnes en 1969 à 1,523,766 tonnes en 1970.

L'augmentation de 31.6 % de l'activité des ports de l'Ontario est attribuable à l'augmentation du volume des chargements de blé et de minerai de fer à Thunder Bay, alors que ce port a vu son trafic monter à 16,689,061 tonnes (10,411,484 tonnes en 1969). Le trafic s'est accru dans les ports de Clarkson, Goderich, Kingston et Midland. Le volume du trafic au port de Hamilton a monté à 1,906,603 tonnes, les arrivages de minerai de fer augmentant de 57.7 % pour atteindre 4,381,683 tonnes (2,778,083) et les chargements des produits du fer et de l'acier passant de 218,113 tonnes en 1969 à 237,247 tonnes en 1970. Les débarquements d'essence et de mazout se sont accrus de 153,011 tonnes et ceux de blé et d'orge sont passés de 199,181 tonnes à 251,028 tonnes.

L'accroissement de 11.1 % au port de Sarnia est attribuable à l'augmentation des expéditions de blé, de produits chimiques inorganiques, de mazout et d'essence; le trafic du mazout est passé de 1,216,383 tonnes à 1,500,759 tonnes. A Sault-Sainte-Marie, le volume des chargements est passé de 1,654,811 tonnes en 1969 à 2,245,775 tonnes en 1970, les arrivages de minerai de fer augmentant de 37.8 % pour

tons (144,970 tons in 1969) fuel oil at 733,643 tons (693,584) gasoline at 207,925 tons (195,038) and cement at 449,239 tons (403,885) were not sufficient to offset the stoppage of coal unloadings and the result was a decrease in tonnage at Toronto to 2,094,957 tons from 2,213,967 tons in 1969. Salt shipments at Windsor totalling 492,195 tons was responsible for the port's increased tonnage total to 1,409,973 tons from 937,494 tons the previous year. The increase in activity at other Ontario ports was due primarily to increased activity at Badgeley Island.

Churchill reported increased domestic traffic during its 1970 shipping season, the total rose to 24,109 tons from 22,331 tons in 1969.

Ports on Canada's West Coast recorded a 13.5% decrease to 36,378,350 tons loaded and unloaded due in part to a tow boat strike which influenced the volume of forestry movements. Vancouver handled less than one quarter of British Columbia's coastal traffic at a total of 9,250,333 tons down from the 10,845,010 tons handled a year earlier. At that port logs and pulpwood declined to 3,602,943 tons from 4,127,265 tons, while sand and gravel dropped sharply to 1,401,003 tons from 2,153,804 tons and hogged fuel to 431,338 tons from 769,564 tons. Pulp and newsprint paper declined to 697,971 tons from 871,125 tons.

New Westminster declined 13.5% to 3,234,081 tons from 3,739,434 tons, sand and gravel dropping to 514,900 tons from 842,400 tons and limestone to 316,708 tons from 609,275 tons. Britannia Beach fell to 1,324,289 tons from 2,070,910 tons, sand and gravel, pulpwood, hogged fuel, pulp and fuel oil contributing to the decline, while the decrease in log and pulpwood tonnages at Campbell River accounted for this port's fall to 1,890,786 tons from 2,201,268 tons in 1969 although a decline in movements of newsprint paper and hogged fuel also were contributing factors.

Victoria reported a 318,882 tonnage decline to 873,535 tons. Pulpwood moved much lower to 75,896 tons from 203,507 tons, lumber and timber to 136,001 tons from 212,981 tons, and fuel oil to 217,533 tons from 260,363, logs to 174,940 tons from 214,540 tons in 1969.

Logs, pulpwood and hogged fuel which sum to 905,800 tons accounted for almost 90% of the total tonnage in Port Mellon, the total cargo being

atteindre 1,508,117 tonnes contre 1,094,346 tonnes en 1969. L'accroissement des expéditions de sel (204,755 tonnes contre 144,970 tonnes en 1969), de mazout (733,643 tonnes contre 693,584 tonnes), d'essence (207,925 tonnes contre 195,038 tonnes) et de ciment (449,239 tonnes contre 403,885 tonnes) n'a pas suffi à compenser la diminution causée par l'arrêt des débarquements de charbon au port de Toronto et il s'en est suivi que le trafic dans ce port est tombé à 2,094,957 tonnes (2,213,967 tonnes en 1969). A Windsor, les expéditions de sel (492,195 tonnes) ont contribué à faire monter le volume total à 1,409,973 tonnes (937,494 tonnes en 1969). L'augmentation du trafic des autres ports de l'Ontario est en majeure partie attribuable à l'accroissement du volume des chargements à Badgeley Island.

A Churchill, le trafic national a augmenté, passant à 24,109 tonnes en 1970 contre 22,331 tonnes en 1969.

Les ports de la Côte ouest ont enregistré un recul de 13.5 %, ce qui a fait tomber leur volume global à 36,378,350 tonnes de marchandises embarquées et débarquées; la grève des remorqueurs dont le contre-coup a frappé les mouvements forestiers est cause de cette diminution. Dans le port de Vancouver, on a manutentionné moins d'un quart du trafic côtier de la Colombie-Britannique, le trafic tombant à 9,250,333 tonnes (10,845,010 tonnes en 1969). Le trafic des billes et du bois à pâte est tombé à 3,602,943 tonnes (4,127,265 tonnes) dans ce port, alors que la quantité de sable et de gravier a beaucoup baissé en passant de 2,153,804 tonnes à 1,401,003 tonnes et que celle de bois de chauffage est tombée à 431,338 tonnes (769,564). Le volume de pâte et de papier journal a été de 697,971 tonnes contre 871,125 tonnes en 1969.

Au port de New Westminster, le trafic a diminué de 13.5 %, passant de 3,739,434 tonnes à 3,234,081 tonnes, dont 514,900 tonnes de sable et de gravier (contre 842,400 tonnes en 1969) et 316,708 tonnes de pierre calcaire (contre 609,275 tonnes). Le trafic au port de Britannia Beach est passé de 2,070,910 tonnes à 1,324,289 tonnes, diminution attribuable au sable et gravier, au bois à pâte, au bois de chauffage, à la pâte et au mazout. La réduction du trafic des billes et du bois à pâte au port de Campbell River explique la diminution à ce port, où le volume est passé de 2,201,268 tonnes à 1,890,786 tonnes, bien que le papier journal et le bois de chauffage y soient aussi pour quelque chose.

Le trafic au port de Victoria a diminué de 318,882 tonnes pour tomber à 873,535 tonnes. Le bois à pâte a beaucoup baissé, passant de 203,507 tonnes à 75,896 tonnes, le bois d'oeuvre et le bois de charpente sont passés de 212,981 à 136,001 tonnes, le mazout de 260,363 à 217,533 tonnes et les billes de 214,540 à 174,940 tonnes.

Les billes, le bois à pâte et le bois de chauffage, dont le volume a atteint 905,800 tonnes, sont intervenus pour près de 90 % du trafic total à Port Mellon

17.8% lower at 1,008,646 tons compared to 1,227,364 tons in 1969. Cargo tons handled at Nanaimo moved lower to 1,454,749 tons from 1,760,429 tons. Pulpwood and pulp were responsible for the decrease, however greater gasoline and fuel oil shipments reduced the overall decline of the port activity. Increases in shipments of lumber and timber and fuel oil at Crofton could not offset declines in pulpwood, inorganic chemicals and logs and that port experienced a decline to 1,221,585 tons from 1,339,430 tons in 1969.

The forest products were again the leading source of cargoes in domestic shipping, contributing 22.8% of the total, followed by mining at 22.7% and petroleum products at 22.6%.

qui a baissé de 17.8 % par rapport à 1969 (1,008,646 tonnes contre 1,227,364 tonnes). Le volume du trafic à Nanaimo a également diminué, passant de 1,760,429 tonnes à 1,454,749 tonnes; la diminution est attribuable au bois à pâte et à la pâte. Cependant, l'augmentation des expéditions d'essence et de mazout a atténué la diminution de l'activité totale à ce port. A Crofton, les augmentations des expéditions de bois d'oeuvre et de charpente et de mazout n'ont pu compenser les diminutions de bois à pâte, de produits chimiques inorganiques et de billes et le trafic à ce port est passé de 1,339,430 tonnes à 1,221,585 tonnes.

Le bois a une fois de plus été le principal facteur de la navigation nationale en intervenant pour 22.5 % de l'ensemble du trafic; venaient ensuite les produits miniers (22.7 %) et les dérivés du pétrole (22.6 %).

TABLE 11. CARGOES HANDLED AT CANADIAN PORTS IN COASTWISE SHIPPING.

TABLEAU 11. MARCHANDISES MANUTENTIDNNEES DANS LES PORTS CANADIENS, EN CABOTAGE NATIONAL.

PORT	COMMODITY	TONS LOADED TONNES CHARGÉES	TONS UNLOADED TONNES DÉCHARGÉES	TOTAL TOTAL	MARCHANDISES
NEWFOUNDLAND / TERRE-NEUVE					
AGUATHUNA	FUEL OIL		1,996	1,996	MAZOUT
	PORT TOTAL	*	1,996 *	1,996 *	TOTAL DU PORT
ARGENTIA	CATTLE		6	6	BOVINS
	MEAT, FRESH OR FROZEN	86		86	VIANDE, FRAICHE / CONG.
	MEAT, CURED	15		15	VIANDE FUMÉE OU SALÉE
	MEAT AND MEAT PREP. NES	4		4	VIANDES ET PREP. NDA
	FISH, FRESH OR FROZEN		4	4	POISSON, FRAIS DU CONG.
	BUTTER	11		11	BEURRE
	DAIRY PROD. EGGS, HONEY	32		32	PROD. LAIT., OEUFS, MIEL
	WHEAT FLOUR	19	28	47	FARINE DE BLE
	CEREALS MILLED, NES	13		13	CEREALES MOULUES, NDA
	BAKERY PROD. INC. FROZEN	2		2	PROD. BOUL., PROD. CONG.
	FRESH FRUITS, BERRIES	76		76	FRUITS, BAIES FRAIS
	DRIED FRUITS	4		4	FRUITS SECS
	FRUITS, PREP. CANNED	52		52	FRUITS PREP. EN BOITE
	POTATOES	21		21	POMMES DE TERRE
	VEGETABLES, FRESH	133		133	LEGUMES, FRAIS
	VEGETABLE PREP. NES	52		52	PREP. DE LEGUMES NDA
	SUGAR, NES	2		2	SUCRE, NDA
	SUGAR PREPARATIONS	17		17	PREP. A BASE DE SUCRE
	MARGARINE	1		1	MARGARINE
	MISC. FOOD PREP. NES	1,958	2	1,960	DIV. PREP. ALIM. NDA
	GROUND CEREALS NES	17		17	CEREALES MOULUES NDA
	FEEDS OF ANIMAL ORIGIN		100	100	PROV. D'ORIGINE ANIMALE
	NON-ALCOHOLIC BEVERAGE	176		176	BOISSONS NON-ALCOOLIQ.
	ALE, BEER, STOUT, PORTER	94		94	ALE, BIERE, STOUT, PORTER
	RAW HIDES AND SKINS	3		3	PEAUX ET CUIPS BRUT
	LDGS	15		15	BILLES
	BOLTS, ROUND TIMBER	301		301	BILLOTS, BOIS RONDS
	SALT	10		10	SEL
	LUMBER AND TIMBER	799		799	BOIS D'OEUVRE ET CHARP.
	VENEER, PLYWOOD	10		10	PLACAGES, CONTRE-PLAQ.
	WOOD FAB. MATERIALS	25		25	DEMI-PRODUITS EN BOIS
	BLDG. PAPER AND BOARD	121		121	PLAQ. CONSTR., PAP./CART.
	CORDAGE, TWINE, ROPE	34		34	CORDAGE, FICELLE, CORDE
	TEXTILE FAB. MTL NES	2		2	OUVR. EN MAT. TEXT. NDA
	FISH, MARINE ANIMAL OIL		163	163	HUIL. DE POISSON, AN. MAR
	ORGANIC CHEMICALS NES	4		4	PROD. CHIM. ORGAN. NDA
	EXPLOS., FUSES, CAPS	326	1	327	EXPLOS., AMORCES, DET.
	GASOLINE	4		4	ESSENCE
	FUEL OIL	192		192	MAZOUT
	LUBRICATING OIL, GREASE	22	4	26	HUIL. GRAISSE LUBRIF.
	COAL TAR, PITCH	11		11	GOUDRON, BRAI DE BOUIL.
	PETROL. COAL PROD. NES	11		11	DÉRIVE PETR. CHARB. NDA
	BARNS AND RODS, STEEL	7		7	BARRES ET TIGES ACIER
	STRUCTURAL SHAPES	23	1	24	PROFILES DE CONSTRUCT.
	PIPES, TUBES: IRON, STEEL	2		2	TUYAUX, TUBES: FER, ACIER
	COPPER AND ALLOYS	2		2	CUIVRE ET ALLIAGES
	METAL FAB. BASIC PROD.	495		495	OUVR. DE BASE EN METAL
	BRICKS, TILES NES	5		5	BRIQUES, TUILLES NDA
	CEMENT	1,835	2	1,837	CIMENT
	CEMENT BASIC PROD.	158		158	OUVR. DE BASE CIMENT
	NON-MET. MIN. BASIC PROD.	72		72	PROD. MIN. NON-MET. BASE
	MISC. FABRICATED PROD.	14		14	OUVRAGES DIVERS
	MACHINERY NES	207	14	221	MACHINES NDA
	PASS. AUTOS AND CHASSIS	15	78	93	VOITURES PART., CHASSIS
	TRUCKS AND CHASSIS		18	18	CAMIONS ET CHASSIS
	SHIPS, AIRCRAFT, MIS. VEH		3	3	NAVIRES, AVIONS, VEH. DIV
	RUBBER TIRES AND TUBES	1	5	6	PNEUS, CHAMBRES A AIR
	EQUIPMENT MISC.	569		569	MATERIEL DIVERS
	PERSONAL, HSEHOLD GOODS	760	12	772	ART. PERS. ET MENAGERS
	CONTAINERS, CLDSURES	263	124	387	CONTENEURS, FERMETURES
	MISC. END PRODUCTS NES	41		41	PRODUITS FINIS DIV. NDA
	GENERAL CARGO	2,376	311	2,687	MARCHANDISES DIVERSES
	PDRT TOTAL	11,520 *	876 *	12,396 *	TOTAL DU PORT
BAYE VERTE	WHEAT FLDUR		10	10	FARINE DE BLE
	MISC. FOOD PREP. NES		47	47	DIV. PREP. ALIM. NDA
	CRUDE WOOD HTLS. NES	2		2	MATIERES BOIS BRUT NDA
	SALT		850	850	SEL
	LUMBER AND TIMBER		44	44	BOIS D'OEUVRE ET CHARP.
	ORGANIC CHEMICALS NES		3	3	PROD. CHIM. ORGAN. NDA
	GASOLINE		4,845	4,845	ESSENCE
	FUEL OIL		25,597	25,597	MAZOUT
	CASTINGS, FORGINGS		124	124	MOUL. PIECES FORGEES
	STRUCTURAL SHAPES		148	148	PROFILES DE CONSTRUCT.
	PIPES, TUBES: IRON, STEEL		13	13	TUYAUX, TUBES: FER, ACIER
	METAL FAB. BASIC PROD.		68	68	OUVR. DE BASE EN METAL
	BRICKS, TILES NES		84	84	BRIQUES, TUILLES NDA
	NON-MET. MIN. BASIC PROD.		5	5	PROD. MIN. NON-MET. BASE

TABLE 11. CARGOES HANDLED AT CANADIAN PORTS IN COASTWISE SHIPPING.

TABLEAU 11. MARCHANDISES MANUTENTIONNEES DANS LES PORTS CANADIENS, EN CABOTAGE NATIONAL.

PORT PORT	COMMODITY	TONS LOADED TONNES CHARGÉES	TONS UNLOADED TONNES DÉCHARGÉES	TOTAL TOTAL	MARCHANDISES
BATE VERTE (CONTD. - SUITE)	MACHINERY NES		12	12	MACHINES NDA
	EQUIPMENT MISC.		3	3	MATERIEL DIVERS
	PERSONAL, HSEHOLD GOODS		29	29	ART. PERS. ET MENAGERS
	GENERAL CARGO		80	80	MARCHANDISES DIVERSES
	PORT TOTAL	2 *	31,962 *	31,964 *	TOTAL DU PORT
BAY ROBERTS	FISH, FRESH OR FROZEN		3	3	POISSON, FRAIS OU CONG.
	FISH, SALTED OR CURED	96	565	661	POISSON, SALE OU FUME
	VEGETABLES, FRESH	7		7	LEGUMES, FRAIS
	MISC. FOOD PREP. NES	119		119	DIV. PREP. ALIM. NDA
	ALE, BEER, STOUT, PORTER	10		10	ALE, BIÈRE, STOUT, PORTER
	COAL, BITUMINOUS	45	2,417	2,462	CHARBON BITUMINEUX
	SAND AND GRAVEL	165		165	SABLE ET GRAVIERS
	STONE, CRUDE NES	253		253	PIERRE BRUTE NDA
	SALT	267		267	SEL
	SHINGLES AND SHAKES	3		3	BARDEAUX, BARO. FACADE
	FERTILIZERS NES		125	125	ENGRAIS CHIMIQUE NDA
	FUEL OIL	29		29	MAZOUT
	MACHINERY NES	10	15	25	MACHINES NDA
	SHIPS, AIRCRAFT, MIS. VEH		8	8	NAVIRES, AVIONS, VEH. DIV
	EQUIPMENT MISC.	1		1	MATERIEL DIVERS
	PERSONAL, HSEHOLD GOODS	13		13	ART. PERS. ET MENAGERS
	CONTAINERS, CLOSURES	45		45	CONTENEURS, FERMETURES
GENERAL CARGO	139	29	168	MARCHANDISES DIVERSES	
PORT TOTAL	1,202 *	3,162 *	4,364 *	TOTAL DU PORT	
BELL ISLAND	COAL, BITUMINOUS		541	541	CHARBON BITUMINEUX
	GASOLINE		254	254	ESSENCE
	FUEL OIL		4,511	4,511	MAZOUT
	PORT TOTAL	*	5,306 *	5,306 *	TOTAL DU PORT
BOTWOOD	GASOLINE		12,869	12,869	ESSENCE
	FUEL OIL		60,212	60,212	MAZOUT
	PORT TOTAL	*	73,081 *	73,081 *	TOTAL DU PORT
BURIN	MEAT, FRESH OR FROZEN		5	5	VIANDE, FRAICHE / CONG.
	MEAT, CURED		1	1	VIANDE FUMÉE DU SALEE
	MEAT AND MEAT PREP. NES		1	1	VIANDES ET PREP. NDA
	FISH, FRESH OR FROZEN		48	48	POISSON, FRAIS OU CONG.
	BAKERY PROD. INC. FROZEN		3	3	PROD. BOUL., PROD. CONG.
	FRESH FRUITS, BERRIES		2	2	FRUITS, FRAIS FRAIS
	FRUIT JUICES		2	2	JUS DE FRUIT
	FRUITS, PREP. CANNED		1	1	FRUITS PREP. EN BOITE
	POTATOES		171	171	POMMES DE TERRE
	VEGETABLES, FRESH		13	13	LEGUMES, FRAIS
	VEGETABLE PREP. NES		2	2	PREP. DE LEGUMES NDA
	MISC. FOOD PREP. NES		143	143	DIV. PREP. ALIM. NDA
	GROUND CEREALS NES		50	50	CEREALES MOULUES NDA
	FEEDS OF ANIMAL ORIGIN	80		80	PROV. D'ORIGINE ANIMALE
	COAL, BITUMINOUS		129	129	CHARBON BITUMINEUX
	LIMESTONE		100	100	PIERRE CALCAIRE
	LUMBER AND TIMBER		491	491	BOIS D'OEUVRE ET CHARP.
	VENEER, PLYWOOD		66	66	PLACAGES, CONTRE-PLAQ.
	BLDG. PAPER AND BOARD		101	101	PLAQ. CONSTR., PAP/CART.
	FISH, MARINE ANIMAL OIL	8		2	HUIL. DE POISSON, AN. MAR
	FERTILIZERS NES		29	29	ENGRAIS CHIMIQUE NDA
	GASOLINE		7,595	7,595	ESSENCE
	FUEL OIL	57	17,309	17,366	MAZOUT
	LUBRICATING OIL, GREASE	25	799	824	HUIL. GRAISSE LUBRIF.
	PETROL, COAL PROD. NES		1,607	1,607	DERIVE PETR. CHARB. NDA
	METAL FAB. BASIC PROD.		27	27	OUVR. DE BASE EN METAL
	CEMENT	2	134	136	CIMENT
	CEMENT BASIC PROD.		25	25	OUVR. DE BASE CIMENT
	NON-MET. MIN. BASIC PROD		42	42	PROD. MIN. NON-MET. BASE
	MACHINERY NES	1	11	12	MACHINES NDA
	TRUCKS AND CHASSIS	2		2	CAMIONS ET CHASSIS
MOTOR VEHICLE ENGINES	1		1	MOTEURS DE VEH. AUTOM.	
ROAD MOTOR VEH. NES		7	7	VEH. AUTOM. ROUTIERS NDA	
EQUIPMENT MISC.	10	29	39	MATERIEL DIVERS	
PERSONAL, HSEHOLD GOODS	2	74	76	ART. PERS. ET MENAGERS	
CONTAINERS, CLOSURES	88	846	934	CONTENEURS, FERMETURES	
GENERAL CARGO	67	129	196	MARCHANDISES DIVERSES	
PORT TOTAL	343 *	29,994 *	30,337 *	TOTAL DU PORT	
CATALINA	FISH, FRESH OR FROZEN	85	242	327	POISSON, FRAIS DU CONG.
	FISH, SALTED OR CURED	806	484	1,290	POISSON, SALE OU FUME
	SHELL FISH, NES		75	75	MOLLUSQUES CRUST., NDA
	FRUIT JUICES		3	3	JUS DE FRUIT
	VEGETABLE PREP. NES		22	22	PREP. DE LEGUMES NDA

TABLE 11. CARGOES HANDLED AT CANADIAN PORTS IN COASTWISE SHIPPING.

TABLEAU 11. MARCHANDISES MANUTENTIONNEES DANS LES PORTS CANADIENS, EN CABOTAGE NATIONAL.

PORT PORT	COMMODITY	TONS LOADED TONNES CHARGÉES	TONS UNLOADED TONNES DECHARGÉES	TOTAL TOTAL	MARCHANDISES
CATALINA (CONTD. - SUITE)	MISC.FOOD PREP.NES		21	21	DIV.PREP.ALIM.NDA
	SALT	116	150	266	SEL
	WASTE AND SCRAP NES		143	143	DECHETS ET REBUTS NDA
	FISH,MARINE ANIMAL OIL	51		51	HUIL.DE POISSON,AN.MAR
	GASOLINE		1,743	1,743	ESSENCE
	FUEL OIL	90	4,432	4,522	MAZOUT
	MACHINERY NES		1	1	MACHINES NDA
	PASS.AUTOS AND CHASSIS	3		3	VOITURES PART.,CHASSIS
	EQUIPMENT MISC.	15		15	MATERIEL DIVERS
	CONTAINERS,CLOSURES	5	28	33	CONTENEURS,FERMETURES
	GENERAL CARGO	12		12	MARCHANDISES DIVERSES
	PORT TOTAL	1,183 *	7,344 *	8,527 *	TOTAL DU PORT
	CLARENVILLE	WHEAT FLOUR		35	35
GASOLINE			6,541	6,541	ESSENCE
FUEL OIL			13,445	13,445	MAZOUT
PORT TOTAL		*	20,021 *	20,021 *	TOTAL DU PORT
CORNER BROOK	LIVE ANIMALS, NES	5		5	ANIMAUX VIVANTS, NDA
	MEAT,FRESH OR FROZEN	56	2	58	VIANDE,FRAICHE / CONG.
	MEAT AND MEAT PREP.NES	17	712	729	VIANDES ET PREP.NDA
	FISH,FRESH OR FROZEN	276	427	703	POISSON,FRAIS OU CONG.
	FISH,SALTED OR CURED	91	13	104	POISSON,SALE OU FUME
	BUTTER	8		8	BEURRE
	DAIRY PROD.EGGS,HONEY	33		33	PROD.LAIT.,OEUF,MIEL
	CEREALS UNMILLED,NES		37	37	CEREALES NON MOUL.,NDA
	APPLES	2		2	POMMES
	FRESH FRUITS,BERRIES	25		25	FRUITS, BATES FRAIS
	FRUITS, PREP. CANNED	9	1,338	1,347	FRUITS PREP. EN BOITE
	POTATOES	52		52	POMMES DE TERRE
	VEGETABLES, FRESH	64		64	LEGUMES, FRAIS
	VEGETABLE PREP.NES	36	3,419	3,455	PREP. DE LEGUMES NDA
	SUGAR, NES	27		27	SUCRE, NDA
	SUGAR PREPARATIONS	1		1	PREP. A BASE DE SUCRE
	MISC.FOOD PREP.NES	687	4,697	5,384	DIV.PREP.ALIM.NDA
	HAY,FOORAGE,STRAW	12		12	FOIN,FOURAGE,PAILLE
	GROUND CEREALS NES		3,448	3,448	CEREALES MOULUES NDA
	CONC.COMPLETE FEEDS	26		26	CONC.,PROV.COMPLETES
	NON-ALCOHOLIC BEVERAGE	7		7	BOISSONS NON-ALCOOLIQ.
	ALE,BEER,STOUT,PORTER	29	3	32	ALE,BIERE,STOUT,PORTER
	TAN HIDES AND SKINS		69	69	PEAUX ET CUIRS BRUT
	PULPWOOD		363,669	363,669	BOIS A PATE
	IRON AND STEEL SCRAP	78		78	DECHETS DE FER, DACIER
	NON-FERROUS MET.SCRAP	88		88	DECHETS METAL.NON FER.
	ASBESTOS	1		1	AMIANTE
	SAND AND GRAVEL	180		180	SABLE ET GRAVIERS
	SALT	4	332	336	SEL
	WASTE AND SCRAP NES	3,071		3,071	DECHETS ET REBUTS NDA
	RUBBER FAB.MATERIALS		1,181	1,181	DEMI-PROD.CAOUTCHOUC
	LUMBER AND TIMBER	157	1,264	1,421	BOIS DOEUVRE ET CHARP.
	VENEER,PLYWOOD	96	181	277	PLACAGES,CONTRE-PLAQ.
	PAPER NES		202	202	PAPIER NDA
	PAPERBOARD		1,645	1,645	CARTON
	BLDG.PAPER AND BOARD	435	3,048	3,483	PLAQ.CONSTR.,PAP/CART.
	WET MACHINE BOARD		64	64	CARTON EN PATE PRESSE
	TEXTILE FAB.MTL NES	23	1,488	1,511	OUVR.EN MAT.TEXT.NDA
	FISH,MARINE ANIMAL OIL		6	6	HUIL.OE POISSON,AN.MAR
	METALLIC SALTS		1,617	1,617	SELS METALLIQUES
	ORGANIC CHEMICALS NES		228	228	PROD.CHIM.ORGAN.NDA
	POTASH	20		20	POTASSE
	FERTILIZERS NES	10		10	ENGRAIS CHIMIQUE NDA
	DYESTUFF,PIGMENT,PAINT	2	333	335	MAT.COLOR.PIG.PEINTURE
	GASOLINE	6	35,627	35,633	ESSENCE
	FUEL OIL	6,905	76,925	83,830	MAZOUT
	LUBRICATING OIL,GREASE	1	307	308	HUILE,GRAISSE LUBRIF.
	PETROL.COAL PROD.NES	12	3,056	3,068	DERIVE PETR.CHARB.NDA
	PLATE & SHEET STEEL	2	381	383	TOLES,FEUILLES DACIER
	STRUCTURAL SHAPES	75	3,885	3,960	PROFILES DE CONSTRUCT.
	PIPES,TUBES:IRON,STEEL	1	153	154	TUYAUX,TUBES:FER,ACIER
	WIRE	12	203	215	FIL METALLIQUE
	ALUMINUM	840	19	859	ALUMINIUM
NON-FERROUS METALS NES	2		2	METAUX NON-FERREUX NDA	
METAL FAB.BASIC PROD.	216	2,012	2,228	OUVR.DE BASE EN METAL	
BUILDING BRICK, CLAY	6		6	BRIG.A BATIR ARGILE	
ASBESTOS BASIC PROD.		78	78	OUVR.DE BASE AMIANTE	
CEMENT	79,241		79,241	CIMENT	
CEMENT BASIC PROD.	103		103	OUVR.DE BASE CIMENT	
NON-MET.MIN.BASIC PROD	289		289	PROD.MIN.NON-MET.BASE	
MISC.FABRICATED PROD.	12		12	OUVRAGES DIVERS	
MACHINERY NES	273	1,300	1,573	MACHINES NDA	
PASS.AUTOS AND CHASSIS	2		2	VOITURES PART.,CHASSIS	
TRUCKS AND CHASSIS	2		2	CAMIONS ET CHASSIS	
MOTOR VEHICLE ENGINES	2		2	MOTEURS DE VEH.AUTOM.	

TABLE 11. CARGOES HANDLED AT CANADIAN PORTS IN COASTWISE SHIPPING.

TABLEAU 11. MARCHANDISES MANUTENTIONNEES DANS LES PORTS CANADIENS, EN CABOTAGE NATIONAL.

PORT PORT	COMMODITY	TONS LOADED TONNES CHARGEES	TONS UNLOADED TONNES DECHARGEES	TOTAL TOTAL	MARCHANDISES	
CORNER BROOK (CONTD. - SUITE)	ROAD MOTOR VEH. NES	44		44	VEH.AUTOM.ROUTIERS NDA	
	SHIPS,AIRCRAFT,MIS.VEH	8		8	NAVIRES,AVIONS,VEH.DIV	
	RUBBER TIRES AND TUBES	8		8	PNEUS, CHAMBRES A AIR	
	EQUIPMENT MISC.	69	1,636	1,705	MATERIEL DIVERS	
	PERSONAL,HSEHOLD GOODS	278	128	406	ART.PERS.ET MENAGERS	
	CONTAINERS,CLOSURES	207	544	751	CONTENEURS,FERMETURES	
	MISC. END PRODUCTS NES	9	609	618	PRODUITS FINIS DIV.NDA	
	GENERAL CARGO	1,861	286	2,147	MARCHANDISES DIVERSES	
	PORT TOTAL	96,114 *	516,572 *	612,686 *	TOTAL DU PORT	
	FORTUNE	MEAT,FRESH OR FROZEN		30	30	VIANDE,FRAICHE / CONG.
		MEAT,CURED		4	4	VIANDE FUMEE OU SALEE
		MEAT AND MEAT PREP.NES		1	1	VIANDES ET PREP.NDA
		FISH,FRESH OR FROZEN	129		129	POISSON,FRAIS OU CONG.
WHEAT FLOUR		34	776	810	FARINE DE BLE	
CEREALS MILLED,NES			13	13	CEREALES MOULUES,NDA	
FRESH FRUITS,BERRIES			13	13	FRUITS, BAIES FRAIS	
FRUIT JUICES			9	9	JUS DE FRUIT	
FRUITS, PREP. CANNED			34	34	FRUITS PREP. EN BOTE	
VEGETABLES, FRESH		2	19	21	LEGUMES, FRAIS	
VEGETABLE PREP.NES			9	9	PREP. DE LEGUMES NDA	
SUGAR, NES			204	204	SUCRE, NDA	
MOLASSES, REFINED			15	15	MELASSE,RAFFINEE	
SUGAR PREPARATIONS			12	12	PREP. A BASE DE SUCRE	
MISC.FOOD PREP.NES		6	581	587	DIV.PREP.ALIM.NDA	
HAY,FORAGE,STRAW		1	12	13	FOIN,FOURRAGE,PAILLE	
GROUND CEREALS NES			25	25	CEREALES MOULUES NDA	
FEEDS OF ANIMAL ORIGIN		2,035		2,035	PROV.DORIGINE ANIMALE	
CONC.COMPLETE FEEDS			14	14	CONC.,PROV.COMPLETES	
RAW HIDES AND SKINS			3	3	PEAUX ET CUIRS BRUT	
BOLTS,ROUND TIMBER			98	98	BILLOTS,BOIS RONDS	
COAL,BITUMINOUS		1		1	CHARBON BITUMINEUX	
LIMESTONE			35	35	PIERRE CALCATRE	
SALT			6	6	SEL	
LUMBER AND TIMBER			424	424	BOIS OEUVRE ET CHARP.	
VENEEP,PLYWOOD			14	14	PLACAGES,CONTRE-PLAQ.	
WOOD FAB.MATERIALS			5	5	DEMI-PRODUITS EN BOIS	
BLDG.PAPER AND BOARD			40	40	PLAQ.CONSTR.,PAP/CART.	
CORDAGE,THINE,POPE			3	3	CORDAGE,FICELLE,CORDE	
FISH,MARINE ANIMAL OIL		306		306	HUIL.DE POISSON,AN.MAR	
DYESTUFF,PIGMENT,PAINT		1		1	MAT.COLOR.PIG.PEINTURE	
CHEM.SPECIALTIES NES			13	13	PROD.CHIM.SPECTAUX NDA	
FUEL OIL			6,669	6,669	MAZOUT	
LUBRICATING OIL,GREASE			19	19	HUIL.E,GRASSE LUBRIF.	
PIPES,TUBES:IRON,STEEL			2	2	TUYAUX,TUBES:FER,ACIER	
METAL FAB.BASIC PROD.			77	77	OUVR.DE BASE EN METAL	
BRICKS,TILES NES			21	21	BRIQUES,TUILES NDA	
CEMENT			144	144	CIMENT	
CEMENT BASIC PROD.			15	15	OUVR.DE BASE CIMENT	
NON-MET.MIN.BASIC PROD			21	21	PROD.MIN.NON-MET.BASE	
MACHINERY NES		1	34	35	MACHINES NDA	
TRUCKS AND CHASSIS		15		15	CAMIONS ET CHASSIS	
MOTOR VEHICLE ENGINES			9	9	MOTEURS DE VEH.AUTOM.	
SHIPS,AIRCRAFT,MIS.VEH		3		3	NAVIRES,AVIONS,VEH.DIV	
RUBBER TIRES AND TUBES			1	1	PNEUS, CHAMBRES A AIR	
EQUIPMENT MISC.		2	92	94	MATERIEL DIVERS	
PERSONAL,HSEHOLD GOODS		13	195	208	ART.PERS.ET MENAGERS	
CONTAINERS,CLOSURES	14	621	635	CONTENEURS,FERMETURES		
MISC. END PRODUCTS NES		6	6	PRODUITS FINIS DIV.NDA		
GENERAL CARGO	89	291	380	MARCHANDISES DIVERSES		
PORT TOTAL	2,652 *	10,629 *	13,281 *	TOTAL DU PORT		
GOOSE BAY	MEAT,FRESH OR FROZEN		44	44	VIANDE,FRAICHE / CONG.	
	MEAT AND MEAT PREP.NES		13	13	VIANDES ET PREP.NDA	
	DAIRY PROD.EGGS,HONEY		25	25	PROD.LAIT.,DEUFS,MIEL	
	FRESH FRUITS,BERRIES		3	3	FRUITS, BAIES FRAIS	
	POTATOES		112	112	POMMES DE TERRE	
	VEGETABLES, FRESH	1	54	55	LEGUMES, FRAIS	
	MISC.FOOD PREP.NES	15	907	922	DIV.PREP.ALIM.NDA	
	NON-ALCOHOLIC BEVERAGE		25	25	BOISSONS NON-ALCOOLIQ.	
	ALE,BEER,STOUT,PORTER		319	319	ALE,BIERE,STOUT,PORTER	
	SEEDS FOR SOWING NES		2	2	GRAINES DE SEMENCE NDA	
	BOLTS,ROUND TIMBER	800	13	813	BILLOTS,BOIS RONDS	
	NON-FERROUS MET.SCRAP	187		187	DECHETS METAL.NON FER.	
	SAND AND GRAVEL		180	180	SABLE ET GRAVIERS	
	WASTE AND SCRAP NES	25		25	DECHETS ET REBUTS NDA	
	LUMBER AND TIMBER	85	253	338	BOIS OEUVRE ET CHARP.	
	PAPER NES		100	100	PAPIER NDA	
	BLDG.PAPER AND BOARD		263	263	PLAQ.CONSTR.,PAP/CART.	
	TEXTILE FAB.MTL NES		40	40	OUVR.EN MAT.TEXT.NDA	
	ORGANIC CHEMICALS NES		15	15	PROD.CHIM.ORGAN.NDA	
	FERTILIZERS NES		111	111	ENGRAIS CHIMIQUE NDA	
DYESTUFF,PIGMENT,PAINT		20	20	MAT.COLOR.PIG.PEINTURE		

TABLE 11. CARGOES HANDLED AT CANADIAN PORTS IN COASTWISE SHIPPING.

TABLEAU 11. MARCHANDISES MANUTENTIONNEES DANS LES PORTS CANADIENS, EN CABOTAGE NATIONAL.

PORT PORT	COMMODITY	TONS LOADED TONNES CHARGÉES	TONS UNLOADED TONNES DECHARGÉES	TOTAL TOTAL	MARCHANDISES
GOOSE BAY (CONTD. - SUITE)	CHEM.SPECIALTIES NES		13	13	PROD.CHIM.SPECIALIAUX NDA
	GASOLINE	3,226	11,605	14,831	ESSENCE
	FUEL OIL	7,260	4,334	11,594	MAZOUT
	LUBRICATING OIL, GREASE	1	501	502	HUILE, GRAISSE LUBRIF.
	ASPHALTS, ROAD OILS		19	19	ASPHALTE, BITUME LIQD.
	PETROL.COAL PROD.NES		257	257	DERIVE PETR.CHARB.NDA
	PLATE & SHEET STEEL		80	80	TOLES, FEUILLES D'ACIER
	STRUCTURAL SHAPES		379	379	PROFILES DE CONSTRUCT.
	PIPES, TUBES: IRON, STEEL		173	173	TUYAUX, TUBES: FER, ACIER
	WIRE		2	2	FIL METALLIQUE
	METAL FAB.BASIC PROD.	2	268	270	OUVR.DE BASE EN METAL
	BRICKS, TILES NES		46	46	BRIQUES, TUILES NDA
	GLASS BASIC PRODUCTS		1	1	OUVR.DE BASE EN VERRE
	CEMENT		136	136	CIMENT
	CEMENT BASIC PROD.		235	235	OUVR.DE BASE CIMENT
	NON-MET.MIN.BASIC PROD		22	22	PROD.MIN.NON-MET.BASE
	MISC.FABRICATED PROD.		14	14	OUVRAGES DIVERS
	MACHINERY NES	71	1,684	1,755	MACHINES NDA
	PASS.AUTOS AND CHASSIS	72	153	225	VOITURES PART., CHASSIS
	TRUCKS AND CHASSIS		17	17	CAMIONS ET CHASSIS
	MOTOR VEHICLE ENGINES	8	104	112	MOTEURS DE VEH.AUTOM.
	ROAD MOTOR VEH. NES	115	295	410	VEH.AUTOM.ROUTIERS NDA
	SHIPS, AIRCRAFT, MIS.VEH		11	11	NAVIRES, AVIONS, VEH.DIV
	EQUIPMENT MISC.		200	200	MATERIEL DIVERS
	PERSONAL, HOUSEHOLD GOODS	31	117	148	ART.PERS.ET MENAGERS
	CONTAINERS, CLOSURES	100	71	171	CONTENEURS, FERMETURES
	MISC. END PRODUCTS NES	1	137	138	PRODUITS FINIS DIV.NDA
GENERAL CARGO	328	2,814	3,142	MARCHANDISES DIVERSES	
PORT TOTAL	12,328 *	26,187 *	38,515 *	TOTAL DU PORT	
GRAND BANK	LIVE ANIMALS, NES	3		3	ANIMAUX VIVANTS, NDA
	MEAT, FRESH OR FROZEN		29	29	VIANDE, FRAICHE / CONG.
	MEAT, CURED		4	4	VIANDE FUMEE OU SALEE
	MEAT AND MEAT PREP.NES		13	13	VIANDES ET PREP.NDA
	MILK POWDER		12	12	LAIT EN POUORE
	DAIRY PROD.EGGS,HONEY		472	472	PROD.LAIT., OEUFS, MIEL
	WHEAT FLOUR	2	107	109	FARINE DE BLE
	APPLES		6	6	POMMES
	FRESH FRUITS, BERRIES		30	30	FRUITS, BAIES FRAIS
	FRUIT JUICES		6	6	JUS DE FRUIT
	FRUITS, PREP. CANNED		61	61	FRUITS PREP. EN BOITE
	POTATOES		784	784	POMMES DE TERRE
	VEGETABLES, FRESH		411	411	LEGUMES, FRAIS
	VEGETABLE PREP.NES		50	50	PREP. DE LEGUMES NDA
	SUGAR, NES		102	102	SUCRE, NDA
	MISC.FOOD PREP.NES		619	619	DIV.PREP.ALIM.NDA
	HAY, FORAGE, STRAW		14	14	FOIN, FOURRAGE, PAILLE
	GROUND CEREALS NES		158	158	CEREALES MOULUES NDA
	FEEDS OF ANIMAL ORIGIN	237		237	PROV.D'ORIGINE ANIMALE
	CONC.COMPLETE FEEDS		25	25	CONC., PROV.COMPLETEES
	BOLTS, ROUND TIMBER		36	36	BILLOTS, BOIS RONDS
	COAL, BITUMINOUS	1	675	676	CHARBON BITUMINEUX
	SAND AND GRAVEL	64		64	SABLE ET GRAVIERS
	SALT	10	43	53	SEL
	LUMBER AND TIMBER	53	1,110	1,163	BOIS D'OEUVRE ET CHARP.
	SHINGLES AND SHAKES		45	45	BARDEAUX, BAPD.FACADE
	VENEER, PLYWOOD		243	243	PLACAGES, CONTRE-PLAQ.
	WOOD FAB.MATERIALS		33	33	DEMI-PRODUITS EN BOIS
	BLDG.PAPER AND BOARD	2	168	170	PLAQ.CONSTR., PAP/CART.
	CORDAGE, TWINE, ROPE	1	31	32	CORDAGE, FICELLE, CORDE
	TEXTILE FAB.MTL NES		7	7	OUVR.EN MAT.TEXT.NDA
	ORGANIC CHEMICALS NES		4	4	PROD.CHIM.ORGAN.NDA
	FERTILIZERS NES		19	19	ENGRAIS CHIMIQUE NDA
	DYESTUFF, PIGMENT, PAINT		6	6	MAT.COLOR.PIG.PEINTURE
	CHEM.SPECIALTIES NES		39	39	PROD.CHIM.SPECIALIAUX NDA
	GASOLINE	8	2,038	2,046	ESSENCE
	FUEL OIL		9,914	9,914	MAZOUT
	LUBRICATING OIL, GREASE	6	40	46	HUILE, GRAISSE LUBRIF.
	COAL TAR, PITCH	14		14	GOUDRON, BRAI DE BOUIL.
	PETROL.COAL PROD.NES		2	2	DERIVE PETR.CHARB.NDA
	PLATE & SHEET STEEL		25	25	TOLES, FEUILLES D'ACIER
	PIPES, TUBES: IRON, STEEL		109	109	TUYAUX, TUBES: FER, ACIER
	COPPER AND ALLOYS		2	2	CUIVRE ET ALLIAGES
	METAL FAB.BASIC PROD.	8	116	124	OUVR.DE BASE EN METAL
	BUILDING BRICK, CLAY		71	71	BRIQ.A BATIR ARGILE
	CEMENT		318	318	CIMENT
	CEMENT BASIC PROD.		54	54	OUVR.DE BASE CIMENT
NON-MET.MIN.BASIC PROD	4	45	49	PROD.MIN.NON-MET.BASE	
MISC.FABRICATED PROD.	1	10	11	OUVRAGES DIVERS	
TRACTORS		14	14	TRACTEURS	
MACHINERY NES	8	32	40	MACHINES NDA	
PASS.AUTOS AND CHASSIS		2	2	VOITURES PART., CHASSIS	
ROAD MOTOR VEH. NES		71	71	VEH.AUTOM.ROUTIERS NDA	

TABLE 11. CARGOES HANDLED AT CANADIAN PORTS IN COASTWISE SHIPPING.

TABLEAU 11. MARCHANDISES MANUTENTIONNEES DANS LES PORTS CANADIENS, EN CABOTAGE NATIONAL.

PORT PORT	COMMODITY	TONS LOADED TONNES CHARGÉES	TONS UNLOADED TONNES DÉCHARGÉES	TOTAL TOTAL	MARCHANDISES
GRAND BANK (CONTD. - SUITE)	EQUIPMENT MISC.	1	177	178	MATERIEL DIVERS
	PERSONAL, HOUSEHOLD GOODS	20	175	195	ART. PERS. ET MENAGERS
	CONTAINERS, CLOSURES	18	125	143	CONTENEURS, FERMETURES
	MISC. END PRODUCTS NES		11*	11	PRODUITS FINIS DIV. NDA
	GENERAL CARGO	177	384	561	MARCHANDISES DIVERSES
	PORT TOTAL	638 *	19,097 *	19,735 *	TOTAL DU PORT
HARBOUR BRETON	MEAT, FRESH OR FROZEN		18	18	VIANDE, FRAICHE / CONG.
	MEAT, CURED		2	2	VIANDE FUMÉE OU SALÉE
	FISH, FRESH OR FROZEN	1,907	7	1,914	POISSON, FRAIS OU CONG.
	DAIRY PROD. EGGS, HONEY		15	15	PROD. LAIT., ŒUFS, MIEL
	WHEAT FLDUR		39	39	FARINE DE BLE
	FRESH FRUITS, BERRIES		23	23	FRUITS, BATES FRAIS
	FRUITS, PREP. CANNED		25	25	FRUITS PREP. EN BOITE
	POTATOES		37	37	POMMES DE TERRE
	VEGETABLES, FRESH		166	166	LEGUMES, FRAIS
	VEGETABLE PREP. NES		28	28	PREP. DE LEGUMES NDA
	SUGAR, NES		64	64	SUCRE, NDA
	VINEGAR		95	95	VINAIGRE
	MISC. FOOD PREP. NES		2	667	DIV. PREP. ALIM. NDA
	FEEDS OF ANIMAL ORIGIN	5,966		5,966	PROV. D'ORIGINE ANIMALE
	NON-ALCOHOLIC BEVERAGE		66	66	BOISSONS NON-ALCOOLIQ.
	ALE, BEER, STOUT, PORTER		9	9	ALE, BIÈRE, STOUT, PORTER
	BOLTS, ROUND TIMBER		43	43	BILLOTS, BOIS ROND
	WOOL AND ANIMAL HAIR		6	6	LAINES, POILS DANIMAL
	WATER AND ICE	4		4	EAU ET GLACE
	SALT	40	405	445	SEL
	LUMBER AND TIMBER	16	787	803	BOIS D'ŒUVRE ET CHARP.
	VENEER, PLYWOOD		38	38	PLACAGES, CONTRE-PLAQ.
	BLOG, PAPER AND BOARD	14	390	404	PLAQ. CONSTR., PAP/CART.
	TEXTILE FAB. MTL NES		1	1	OUVR. EN MAT. TEXT. NDA
	ORGANIC CHEMICALS NES		36	36	PROD. CHIM. ORGAN. NDA
	CHEM. SPECIALTIES NES		12	12	PROD. CHIM. SPECIAUX NDA
	GASOLINE	6	395	401	ESSENCE
	FUEL OIL	12	8,182	8,194	MAZOUT
	LUBRICATING OIL, GREASE	10	137	147	HUILE, GRAISSE LUBRIF.
	COAL TAR, PITCH		1	1	GOUDRON, BRAI DE BOUIL.
	PETROL. COAL PROD. NES		23	23	DERIVE PETR. CHARB. NDA
	PLATE & SHEET STEEL	2		2	TOLES, FEUILLES D'ACIER
	STRUCTURAL SHAPES		49	49	PROFILES DE CONSTRUCT.
	WIRE	1		1	FIL METALLIQUE
	METAL FAB. BASIC PROD.	2	56	58	OUVR. DE BASE EN METAL
	BUILDING BRICK, CLAY		4	4	BRIQ. A BATIR ARGILE
	BRICKS, TILES NES		3	3	BRIQUES, TUILES NDA
	CEMENT	8	114	122	CIMENT
	CEMENT BASIC PROD.	3	100	103	OUVR. DE BASE CIMENT
	NON-MET. MIN. BASIC PROD.		89	89	PROD. MIN. NON-MET. BASE
	MISC. FABRICATED PROD.		1	1	OUVRAGES DIVERS
	TRACTORS	14		14	TRACTEURS
	MACHINERY NES	69	50	119	MACHINES NDA
	PASS. AUTOS AND CHASSIS		10	10	VOITURES PART., CHASSIS
	TRUCKS AND CHASSIS		6	6	CAMIONS ET CHASSIS
MOTOR VEHICLE ENGINES	1		1	MOTEURS DE VEH. AUTOM.	
ROAD MOTOR VEH. NES	6		6	VEH. AUTOM. ROUTIERS NDA	
SHIPS, AIRCRAFT, MIS. VEH	1		1	NAVIRES, AVIONS, VEH. DIV	
EQUIPMENT MISC.	10	53	63	MATERIEL DIVERS	
PERSONAL, HOUSEHOLD GOODS	14	242	256	ART. PERS. ET MENAGERS	
CONTAINERS, CLOSURES	210	175	385	CONTENEURS, FERMETURES	
MISC. END PRODUCTS NES		19	19	PRODUITS FINIS DIV. NDA	
GENERAL CARGO	129	647	776	MARCHANDISES DIVERSES	
	PORT TOTAL	8,447 *	13,335 *	21,782 *	TOTAL DU PORT
HARBOUR GRACE	GASOLINE		16,062	16,062	ESSENCE
	FUEL OIL		36,572	36,572	MAZOUT
	EQUIPMENT MISC.		3	3	MATERIEL DIVERS
	CONTAINERS, CLOSURES	1		1	CONTENEURS, FERMETURES
	PORT TOTAL	1 *	52,637 *	52,638 *	TOTAL DU PORT
HARE BAY	PULPWOOD	1,441		1,441	BOIS A PATE
	MACHINERY NES	15		15	MACHINES NDA
		PORT TOTAL	1,456 *	*	1,456 *
HAWKE BAY	GASOLINE		764	764	ESSENCE
	FUEL OIL		1,000	1,000	MAZOUT
		PORT TOTAL	*	1,764 *	1,764 *
HOLYROOD	GASOLINE	35,278		35,278	ESSENCE
	FUEL OIL	412,011		412,011	MAZOUT
	MACHINERY NES		352	352	MACHINES NDA
	TRUCKS AND CHASSIS		95	95	CAMIONS ET CHASSIS
	EQUIPMENT MISC.		225	225	MATERIEL DIVERS
		PORT TOTAL	447,289 *	672 *	447,961 *

TABLE 11. CARGOES HANDLED AT CANADIAN PORTS IN COASTWISE SHIPPING.

TABLEAU 11. MARCHANDISES MANUTENTIONNEES DANS LES PORTS CANADIENS, EN CABOTAGE NATIONAL.

PORT	COMMODITY	TONS LOADED TONNES CHARGÉES	TONS UNLOADED TONNES DECHARGÉES	TOTAL TOTAL	MARCHANDISES	
LEWISPORTE	MEAT,FRESH OR FROZEN	45		45	VIANDE,FRAICHE / CONG.	
	FISH,FRESH OR FROZEN	4	199	203	POISSON,FRAIS DU CONG.	
	FISH,SALTED OR CURED		222	222	POISSON,SALE OU FUME	
	DAIRY PROD,EGGS,HONEY	26		26	PROD.LAIT.,OEUFS,MIEL	
	WHEAT FLOUR	22	2	24	FARINE DE BLE	
	FRESH FRUITS,BERRIES	37	5	42	FRUITS, BAIES FRAIS	
	FRUITS, PREP. CANNED	16		16	FRUITS PREP. EN BOITE	
	VEGETABLES, FRESH	81		81	LEGUMES, FRAIS	
	VEGETABLE PREP.NES	21		21	PREP. DE LEGUMES NDA	
	SUGAR, NES	33		33	SUCRE, NDA	
	MISC.FOOD PREP.NES	1,791	1	1,792	DIV.PREP.ALIM.NDA	
	HAY,FORAGE,STRAW	121		121	FOIN,FOURRAGE,PAILLE	
	GROUND CEREALS NES	63	1	64	CEPEALES MOULUES NDA	
	FEEDS OF ANIMAL ORIGIN		40	40	PROV.DORIGINE ANIMALE	
	NON-ALCOHOLIC BEVERAGE	2		2	BOISSONS NON-ALCOOLIQ.	
	ALE,BEER,STOUT,PORTER	13		13	ALE,BIERE,STOUT,PORTER	
	BOLTS,ROUND TIMBER	176	800	976	BILLOTS,BOIS RONDS	
	PULPHOOD	35		35	BOIS A PATE	
	SALT	28		28	SEL	
	LUMBER AND TIMBER	231	1,310	1,541	BOIS D'OEUVRE ET CHARP.	
	VENEER,PLYWOOD	90		90	PLACAGES,CONTRE-PLAQ.	
	BLOG,PAPER AND BOARD	108		108	PLAQ.CONSTR.,PAP/CART.	
	TEXTILE FAB.MTL NES	1		1	OUVR.EN MAT.TEXT.NDA	
	FISH,MARINE ANIMAL OIL		23	23	HUIL.DE POISSON,AN,MAR	
	DYESTUFF,PIGMENT,PAINT	1		1	MAT.COLOR.PIG.PEINTURE	
	GASOLINE	3,481	23,814	27,295	ESSENCE	
	FUEL OIL	9,592	50,669	60,261	HAZOUT	
	LUBRICATING OIL,GREASE	157		157	HUILE,GRAISSE LUBRIF.	
	PETROL,COAL PROD.NES	148		148	DEPIVE PETR.CHARB.NDA	
	STRUCTURAL SHAPES	12		12	PROFILES DE CONSTRUCT.	
	PIPES,TUBES:IRON,STEEL	4		4	TUYAUX,TUBES:FER,ACIER	
	METAL FAB,BASIC PROD.	113	3	116	OUVR.DE BASE EN METAL	
	CEMENT	262		262	CIMENT	
	CEMENT BASIC PROD.	99		99	OUVR.DE BASE CIMENT	
	NON-MET.MIN.BASIC PROD	51		51	PROD.MIN.NON-MET.BASE	
	MISC.FABRICATED PROD.	34		34	OUVRAGES DIVERS	
	MACHINERY NES	65	3	68	MACHINES NDA	
	PASS.AUTOS AND CHASSIS	59	51	110	VOITURES PART.,CHASSIS	
	TRUCKS AND CHASSIS	15		15	CAMIONS ET CHASSIS	
	ROAD MOTOR VEH. NES	1		1	VEH.AUTOM.ROUTIERS NDA	
	SHIPS,AIRCRAFT,MIS.VEH	2		2	NAVIRES,AVIONS,VEH.DIV	
	EQUIPMENT MISC.	52	1	53	MATERIEL DIVERS	
	PERSONAL,HOUSEHOLD GOODS	336	5	341	ART.PERS.ET MENAGERS	
	CONTAINERS,CLOSURES	21	86	107	CONTENEURS,FERMETURES	
	GENERAL CARGO	3,545	493	4,038	MARCHANDISES DIVERSES	
	PORT TOTAL	20,994 *	77,978 *	98,972 *	TOTAL DU PORT	
	LITTLE BAY	COPPER ORE AND CONC.	46,622		46,622	MINERAL,CONC. CUIVRE
MACHINERY NES		1		1	MACHINES NDA	
PORT TOTAL		46,623 *		46,623 *	TOTAL DU PORT	
LONG POND	BARLEY		2,830	2,830	ORGE	
	OATS		2,467	2,467	AVOINE	
	WHEAT		11,384	11,384	BLE	
	MALT AND MALT FLOUR		2,455	2,455	MALT ET FARINE OE MALT	
	APPLES		16	16	POMMES	
	SUGAR PREPARATIONS		10	10	PREP. A BASE DE SUCRE	
	MISC.FOOD PREP.NES		74	74	DIV.PREP.ALIM.NDA	
	GROUND CEREALS NES		1,059	1,059	CEREALES MOULUES NDA	
	CONC.COMPLETE FEEDS		2,734	2,734	CONC.,PROV.COMPLETES	
	GASOLINE		11,624	11,624	ESSENCE	
	FUEL OIL		15,267	15,267	HAZOUT	
	BARNS AND RODS,STEEL	10,125		10,125	BARRES ET TIGES ACIER	
	PLATE & SHEET STEEL	486		486	TOLES,FEUILLES D'ACIER	
	STRUCTURAL SHAPES	1,003		1,003	PROFILES DE CONSTRUCT.	
	SHIPS,AIRCRAFT,MIS.VEH		3	3	NAVIRES,AVIONS,VEH.DIV	
	GENERAL CARGO	7		7	MARCHANDISES DIVERSES	
	PORT TOTAL	11,621 *	49,923 *	61,544 *	TOTAL DU PORT	
	MARYSTOWN	MEAT,FRESH OR FROZEN		9	9	VIANDE,FRAICHE / CONG.
		MEAT,CURED		2	2	VIANDE FUMEE OU SALEE
		MEAT AND MEAT PREP.NES		7	7	VIANDES ET PREP.NDA
FISH,FRESH OR FROZEN		501	597	1,098	POISSON,FRAIS DU CONG.	
DAIRY PROD,EGGS,HONEY			54	54	PROD.LAIT.,OEUFS,MIEL	
WHEAT FLOUR			27	27	FARINE DE BLE	
APPLES			12	12	POMMES	
FRESH FRUITS,BERRIES			25	25	FRUITS, BAIES FRAIS	
FRUIT JUICES			4	4	JUS DE FRUIT	
FRUITS, PREP. CANNED			34	34	FRUITS PREP. EN BOITE	
POTATOES			496	496	POMMES DE TERRE	
VEGETABLES, FRESH			47	47	LEGUMES, FRAIS	
VEGETABLE PREP.NES			15	15	PREP. DE LEGUMES NDA	
SUGAR, NES			183	183	SUCRE, NDA	

TABLE 11. CARGOES HANDLED AT CANADIAN PORTS IN COASTWISE SHIPPING.

TABLEAU 11. MARCHANDISES MANUTENTIONNEES DANS LES PORTS CANADIENS, EN CABOTAGE NATIONAL.

PORT PORT	COMMODITY	TONS LOADED TONNES CHARGÉES	TONS UNLOADED TONNES DECHARGÉES	TOTAL TOTAL	MARCHANDISES
MAYSTOWN (CONTD. - SUITE)	MISC.FOOD PREP.NES		449	449	DIV.PREP.ALIM.NDA
	GROUND CEPEALS NES		25	25	CEREALES MOULUES NDA
	FEEDS OF ANIMAL ORIGIN	2,658		2,658	PROV.DORIGINE ANIMALE
	CONC.COMPLETE FEEDS		25	25	CONC.,PROV.COMPLETES
	BOLTS,ROUND TIMBER		33	33	BILLOTS,BOIS ROUNDS
	SAND AND GRAVEL		370	370	SABLE ET GRAVIERS
	LUMBER AND TIMBER		534	534	BOIS D'OEUVRE ET CHAPP.
	VENEER,PLYWOOD		112	112	PLACAGES,CONTRE-PLAQ.
	WOOD FAB.MATERIALS		2	2	DEMI-PRODUITS EN BOIS
	BLOG,PAPER AND BOARD		137	137	PLAQ.CONSTR.,PAP/CART.
	FISH,MARINE ANIMAL OIL	261		261	HUIL.DE POISSON,AN.MAR
	INORGANIC CHEMS. NES		30	30	PROD.CHIM.INDRG.NDA
	EXPLOS., FUSES, CAPS	1		22	EXPLOS.,AMORCES, DET.
	CHEM.SPECIALTIES NES		12	12	PROD.CHIM.SPECIAUX NDA
	GASOLINE		2,706	2,706	ESSENCE
	FUEL OIL		16,627	16,627	MAZOUT
	PETROL.COAL PROD.NES		30	30	DERIVE PETR.CHARB.NDA
	PLATE & SHEET STEEL		20	20	TOLES,FEUILLES D'ACIER
	STRUCTURAL SHAPES	1		37	PROFILES DE CONSTRUCT.
	METAL FAB.BASIC PROD.		134	134	OUVR.DE BASE EN METAL
	BRICKS,TILES NES		21	21	BRIQUES,TUILES NDA
	CEMENT		366	366	CIMENT
	CEMENT BASIC PROD.		48	48	OUVR.DE BASE CIMENT
	NON-MET.MIN.BASIC PROD		26	26	PROD.MIN.NON-MET.BASE
	MACHINERY NES		7	7	MACHINES NDA
	SHIPS,AIRCRAFT,MIS.VEH	3		3	NAVIRES,AVIONS,VEH.DIV
	EQUIPMENT MISC.	4		169	MATERIEL DIVERS
	PERSONAL,HSEHOLD GOODS	4		95	ART.PERS.ET MENAGERS
	CONTAINERS,CLOSURES	45		29	CONTENEURS,FERMETURES
	GENERAL CARGO	17		300	MARCHANDISES DIVERSES
	PORT TOTAL	3,495 *		23,876 *	27,371 *
PORT AUX BASQUES	CATTLE	7	1,259	1,266	BOVINS
	LIVE ANIMALS, NES		23	23	ANIMAUX VIVANTS, NDA
	MEAT,FRESH OR FROZEN	144	17,887	18,031	VIANDE,FRAICHE / CONG.
	MEAT,CURED	6	497	503	VIANDE FUMEE OU SALEE
	MEAT AND MEAT PREP.NES	14	7,917	7,931	VIANDES ET PREP.NDA
	FISH,FRESH OR FROZEN	1,942	10	1,952	POISSON,FRAIS OU CONG.
	FISH,SALTED OR CURED	93		93	POISSON,FRAIS DU FUMÉ
	FISH,CANNED		30	30	POISSON EN BOITES
	SHELL FISH,NES	248	85	333	MOLLUSQUES CRUST.,NDA
	BUTTER		697	697	BEURRE
	CHEESE		179	179	FROMAGE
	MILK POWDER		1,120	1,120	LAIT EN POUFRE
	DAIRY PROD.EGGS,HONEY	45		3,321	PROD.LAIT.,OEUF,MIEL
	DATS		270	270	AVOINE
	CEREALES UNMILLED,NES		327	327	CEREALES NON MOUL.,NDA
	CORN MEAL AND FLOUR		331	331	SEMOULE,FARINE DE MAIS
	WHEAT FLOUR	162		14,718	FARINE DE BLE
	CEREALES MILLED,NES		78	78	CEPEALES MOULUES,NDA
	BAKERY PROD.INC.FROZEN	11		662	PROD.BOUL.,PROD.CONG.
	MACARONI,CEREAL PROD.		445	445	PATES ALIM.PROD.CEREAL
	APPLES	6		4,040	POMMES
	BANANAS AND PLANTAINS		1,685	1,685	BANANES ET PLANTAINS
	FRESH FRUITS,BERRIES	64		4,647	FRUITS, BATES FRAIS
	FROZEN FRUITS, BERRIES		4	4	FRUITS, BATES CONGELES
	DRIED FRUITS		116	116	FRUITS SECS
	FRUIT JUICES		791	791	JUS OE FRUIT
	FRUITS, PREP. CANNED	42		1,924	FRUITS PREP. EN BOITE
	POTATOES	132		25,463	POMMES DE TERRE
	VEGETABLES, FRESH	114		11,699	LEGUMES, FRAIS
	VEGETABLES, FROZEN	6		183	LEGUMES, CONGELES
	VEGETABLES, DRIED	1		477	LEGUMES, SECS
	VEGETABLE PREP.NES	8		2,648	PREP. OE LEGUMES NDA
	SUGAR, NES		14,174	14,174	SUCRE, NDA
	MOLASSES, REFINED		1,272	1,272	MELASSE,RAFFINEE
	SYRUP		47	47	SIRDP
	SUGAR PREPARATIONS		664	664	PREP. A BASE DE SUCRE
	COCOA AND CHOCOLATE		11	11	CACAO ET CHOCOLAT
	COFFEE		30	30	CAFE
	TEA		60	60	THE
	SPICES		58	58	EPICES
	VINEGAR	10		81	VINAIGRE
	MARGARINE	10		1,025	MARGARINE
	SHORTENING		435	435	GRAISSE CULINAIRE
	LARD		183	183	SAINDOUX
	SAUSAGE SKINS,CASINGS		43	43	BOYAUX A SAUCISSES
	MISC.FOOD PREP.NES	1,456		8,959	DIV.PREP.ALIM.NDA
	HAY,FORAGE,STRAW	47		1,973	FOIN,FOURRAGE,PAILLE
	GROUND CEREALS NES	25		2,802	CEREALES MOULUES NDA
	FEEDS,VEGETABLE ORIGIN		343	343	PROV.DORIGINE VEGETALE
	FEEDS OF ANIMAL ORIGIN	19,218		120	PROV.DORIGINE ANIMALE
	CONC.COMPLETE FEEDS	14		262	CONC.,PROV.COMPLETES

TABLE 11. CARGOES HANDLED AT CANADIAN PORTS IN COASTWISE SHIPPING.

TABLEAU 11. MARCHANDISES MANUTENTIONNEES DANS LES PORTS CANADIENS, EN CABOTAGE NATIONAL.

PORT PORT	COMMODITY	TONS LOADED TONNES CHARGÉES	TONS UNLOADED TONNES DECHARGÉES	TOTAL TOTAL	MARCHANDISES
PORT AUX BASQUES (CONTD. - SUITE)	NON-ALCOHOLIC BEVERAGE	902	491	1,393	BOISSONS NON-ALCOOLIQ.
	ALF, BEER, STOUT, PORTER	10	18	28	ALE, BIÈRE, STOUT, PORTER
	WINES		12	12	VINS
	DIST. ALCOHOLIC BEV.		105	105	BOISS. ALCOOL. DIST.
	RAW HIDES AND SKINS	43		43	PEAUX ET CUIRS BRUT
	CRUDE ANIMAL PROD. NES	49		49	PR. BRUTS ORIG. ANIM. NDA
	SEEDS FOR SOWING NES		12	12	GRAINES DE SEMENCE NDA
	NURSERY, GREENHOUSE STOCK		22	22	PROD. PEPINIERE, SERRE
	CRUDE VEG. PROD. NES	21		21	PR. BRUTS ORIG. VEG. NDA
	BOLTS, ROUND TIMBER	45	932	977	BILLOTS, BOIS ROUNDS
	CRUDE WOOD MTL. NES	75	85	160	MATIERES BOIS BRUT NDA
	WOOL AND ANIMAL HAIR		10	10	LAINES, POILS D'ANIMAL
	ORES AND CONC. NES	88		88	MINERAIS ET CONC. NDA
	IRON AND STEEL SCRAP	721	4,634	5,355	DECHETS DE FER, D'ACIER
	NON-FERROUS MET. SCRAP	300	250	550	DECHETS METAL. NON FER.
	SLAG, DROSS, BY-PRODUCTS		105	105	POUS. GUEUL. SCOR. PROD.
	COAL, BITUMINOUS		1,517	1,517	CHARBON BITUMINEUX
	ASBESTOS		12	12	AMIANTE
	DOLOMITE		454	454	DOLOMITE
	CLAY MATERIALS NES		321	321	MATIERES ARGIL. NDA
	SAND AND GRAVEL		592	592	SABLE ET GRAVIERS
	LIMESTONE		4,566	4,566	PIERRE CALCAIRE
	CRUSHED STONE		53	53	PIERRE CONCASSÉE
	SALT		8,090	8,090	SEL
	SULPHUR IN ORES		72	72	SOUFRE EN MINERAI
	CRUDE NON-MET. MIN. NES		139	139	MIN. NON-MET. BRUTS NDA
	COTTON, TEXTILE WASTE		77	77	DECHETS DE COTON, TEXT.
	WASTE AND SCRAP NES	1,900	1,569	3,469	DECHETS ET REBUTS NDA
	RUBBER FAB. MATERIALS	23	17	40	DEMI-PROD. CAOUTCHOUC
	LUMBER AND TIMBER	650	24,293	24,943	BOIS D'OEUVRE ET CHARP.
	FLOORING		89	89	LAMES POUR PARQUET
	SHINGLES AND SHAKES		251	251	BARDEAUX, BARD. FACADE
	VENEER, PLYWOOD	465	6,120	6,585	PLACAGES, CONTRE-PLAQ.
	COPPERAGE STOCK		112	112	DEMI-PROD. TONNELLERIE
	WOOD FAB. MATERIALS	2	793	795	DEMI-PRODUITS EN BOIS
	PULP		171	171	PATE
	NEWSPRINT PAPER	3,917	34	3,951	PAPIER JOURNAL
	PAPER NES	2,795	799	3,594	PAPIER NDA
	PAPERBOARD	216	3,141	3,357	CARTON
	BLOG. PAPER AND BOARD	139	6,353	6,492	PLAQ. CONSTR., PAP./CART.
	WET MACHINE BOARD		113	113	CARTON EN PATE PRESSE
	TEXTILE FAB. MTL. NES	2	153	155	OUVR. EN MAT. TEXT. NDA
	ANIMAL OILS, EXC. MARINE	72	101	173	HUIL. ANIM. SAUF AN. MAR.
	FISH, MARINE ANIMAL OIL	3,657	51	3,708	HUIL. DE POISSON, AN. MAR.
	VEG. OILS, FATS NES		114	114	HUIL. MAT. GRAS. VEG. NDA
	OILS, FATS, WAXES NES		197	197	HUIL. MAT. GRAS. CIRE NDA
	SULPHURIC ACID		25	25	ACIDE SULFURIQUE
	METALLIC SALTS		817	817	SELS METALLIQUES
	INORGANIC CHEMS. NES	2	7,600	7,602	PROD. CHIM. INORG. NDA
	ORGANIC CHEMICALS NES	5	526	531	PROD. CHIM. ORGAN. NDA
EXPLOS., FUSES, CAPS	25	2,612	2,637	EXPLOS., AMORCES, DET.	
FERTILIZERS NES	100	4,434	4,534	ENGRAIS CHIMIQUE NDA	
AGRICULTURAL CHEMICALS		105	105	PROD. CHIM. AGRICOLES	
PLASTIC MATERIALS		181	181	MATIERES PLASTIQUES	
DYESTUFF, PIGMENT, PAINT	5	46	51	MAT. COLOR. PIG. PEINTURE	
CHEM. SPECIALTIES NES		1,847	1,847	PROD. CHIM. SPECIAUX NDA	
GASOLINE	4	3,237	3,241	ESSENCE	
FUEL OIL	38	39,020	39,058	MAZOUT	
LUBRICATING OIL, GREASE	67	4,359	4,426	HUILE, GRAISSE LUBRIF.	
COKE		76	76	COKE	
ASPHALTS, ROAD OILS		658	658	ASPHALTE, BITUME LIQD.	
COAL TAR, PITCH		73	73	GOUDRON, BRAI OE BOUIL.	
PETROL. COAL PROD. NES	6	761	767	DERIVE PETR. CHARB. NDA	
FERRO-ALLOYS		130	130	FERRO-ALLIAGES	
PRIMARY IRON, STEEL NES		12,200	12,200	FER, ACIER PRIMAIRE NDA	
CASTINGS, FORGINGS		720	720	MOUL. PIECES FORGÉES	
BARNS AND RODS, STEEL	766	1,532	2,298	BARRES ET TIGES D'ACIER	
PLATE & SHEET STEEL	3	5,013	5,016	TOLES, FEUILLES D'ACIER	
STRUCTURAL SHAPES	2,836	5,090	7,926	PROFILES DE CONSTRUCT.	
RAILS & TRACK MATERIAL		1,143	1,143	RAILS, MAT. VOIE FERREE	
PIPES, TUBES: IRON, STEEL	1	3,579	3,580	TUYAUX, TUBES: FER, ACIER	
WIRE	38	385	423	FIL METALLIQUE	
ALUMINIUM	1	1,754	1,755	ALUMINIUM	
COPPER AND ALLOYS		20	20	CUIVRE ET ALLIAGES	
LEAD AND ALLOYS	25	51	76	PLOMB ET ALLIAGES	
NICKEL AND ALLOYS		13	13	NICKEL ET ALLIAGES	
ZINC AND ALLOYS		21	21	ZINC ET ALLIAGES	
NON-FERROUS METALS NES		26	26	METAUX NON-FERREUX NDA	
METAL FAB. BASIC PROD.	703	2,613	3,316	OUVR. DE BASE EN METAL	
BUILDING BRICK, CLAY	4	2,521	2,525	BRIQ. A BATIR ARGILE	
DRAIN TILES, PIPES		15	15	TUILES TUY. DE DRAINAGE	
BRICKS, TILES NES		396	396	BRIQUES, TUILES NDA	
GLASS BASIC PRODUCTS		197	197	OUVR. DE BASE EN VERRE	

TABLE 11. CARGOES HANDLED AT CANADIAN PORTS IN COASTWISE SHIPPING.

TABEAU 11. MARCHANDISES MANUTENTIONNEES DANS LES PORTS CANADIENS, EN CABOTAGE NATIONAL.

PORT PORT	COMMODITY	TONS LOADED		TONS UNLOADED		TOTAL TOTAL	MARCHANDISES	
		TONNES	CHARGEES	TONNES	DECHARGEES			
PORT AUX BASQUES (CONTO. - SUITE)	ASBESTOS BASIC PROD.			130		130	OUVR. DE BASE AMIANTE	
	CEMENT	8		3,249		3,257	CIMENT	
	CEMENT BASIC PROD.	122		28		150	OUVR. DE BASE CIMENT	
	LIME			1,167		1,167	CHAUX	
	NON-MET. MIN. BASIC PROD	696		4,355		5,051	PROD. MIN. NON-MET. BASE	
	MISC. FABRICATED PROD.	10		264		274	OUVRAGES DIVERS	
	TRACTORS	230		1,405		1,635	TRACTEURS	
	MACHINERY NES	1,055		4,284		5,339	MACHINES NDA	
	RAILWAY ROLLING STOCK	374		1,662		2,036	MAT. POUL. DE CH. DE FER	
	PASS. AUTOS AND CHASSIS	71		12,597		12,668	VOITURES PART., CHASSIS	
	BUSES AND CHASSIS			106		106	AUTOBUS ET CHASSIS	
	TRUCKS AND CHASSIS	225		6,311		6,536	CAMIONS ET CHASSIS	
	MOTOR VEHICLE ENGINES	4		247		251	MOTEURS DE VEH. AUTOM.	
	ROAD MOTOR VEH. NES	261		562		823	VEH. AUTOM. ROUTIERS NDA	
	SHIPS, AIRCRAFT, MIS. VEH	21		230		251	NAVIRES, AVIONS, VEH. DIV	
	RUBBER TIRES AND TUBES	55		549		604	PNEUS, CHAMBRES A AIR	
	EQUIPMENT MISC.	1,602		2,696		4,298	MATERIEL DIVERS	
	PERSONAL, HSEHOLD GOODS	671		6,699		7,370	ART. PERS. ET MENAGERS	
	CONTAINERS, CLOSURES	1,159		6,012		7,171	CONTENEURS, FERMETURES	
	MISC. END PRODUCTS NES	77		975		1,052	PRODUITS FINIS DIVERS	
	GENERAL CARGO	19,400		59,007		78,407	MARCHANDISES DIVERSES	
	PORT TOTAL		70,587 *		419,219 *		489,806 *	TOTAL DU PORT
	PORT HOPE SIMPSON	MEAT, FRESH OR FROZEN			2		2	VIANDE, FRAICHE / CONG.
BUTTER				1		1	BEURRE	
DAIRY PROD. EGGS, HONEY				1		1	PROD. LAIT., OEUF, MIEL	
FRESH FRUITS, BERRIES		10				10	FRUITS, BAIES FRAIS	
VEGETABLES, FRESH			7			7	LEGUMES, FRAIS	
MISC. FOOD PREP. NES			64			64	DIV. PREP. ALIM. NDA	
NON-ALCOHOLIC BEVERAGE			2			2	BOISSONS NON-ALCOOLIQ.	
PULPWOOD		5,328				5,328	BOIS A PATE	
FUEL OIL				266		266	MAZOUT	
LUBRICATING OIL, GREASE				19		19	HUILE, GRAISSE LUBRIF.	
METAL FAB. BASIC PROD.		1				1	OUVR. DE BASE EN METAL	
PERSONAL, HSEHOLD GOODS				13		13	ART. PERS. ET MENAGERS	
CONTAINERS, CLOSURES		21				21	CONTENEURS, FERMETURES	
GENERAL CARGO		194		212		406	MARCHANDISES DIVERSES	
PORT TOTAL			5,554 *		587 *		6,141 *	TOTAL DU PORT
LONG HARBOUR	DAIRY PROD. EGGS, HONEY			15		15	PROD. LAIT., OEUF, MIEL	
	RAW HIDES AND SKINS			150		150	PEAUX ET CUIRS BRUT	
	INDRGANIC CHEMS. NES	4,122				4,122	PROD. CHIM. INDRG. NDA	
	BAR AND RODS, STEEL	583				583	BARRES ET TIGES ACIER	
	LIME			222		222	CHAUX	
	NON-MET. MIN. BASIC PROD	91		1,600		1,691	PROD. MIN. NON-MET. BASE	
	EQUIPMENT MISC.			415		415	MATERIEL DIVERS	
	PORT TOTAL		4,796 *		2,402 *		7,198 *	TOTAL DU PORT
SF. ALBANS	FISH, FRESH OR FROZEN			2		2	POISSON, FRAIS OU CONG.	
	BUTTER			3		3	BEURRE	
	DAIRY PROD. EGGS, HONEY			30		30	PROD. LAIT., OEUF, MIEL	
	WHEAT FLOUR			22		22	FARINE DE BLE	
	FRUITS, PREP. CANNED			165		165	FRUITS PREP. EN BOITE	
	POTATOES			41		41	POMMES DE TERRE	
	VEGETABLES, FRESH			14		14	LEGUMES, FRAIS	
	VEGETABLES, FROZEN			78		78	LEGUMES, CONGELES	
	VEGETABLE PREP. NES			5		5	PREP. DE LEGUMES NDA	
	SUGAR PREPARATIONS			1		1	PREP. A BASE DE SUCRE	
	MISC. FOOD PREP. NES			335		335	DIV. PREP. ALIM. NDA	
	GRDUND CEREALS NES			130		130	CEREALES MOULUES NDA	
	BOLTS, ROUND TIMBER	2				2	BILLOTS, BOIS ROUNDS	
	RUBBER FAB. MATERIALS			40		40	DEMI-PROD. CAOUTCHUC	
	LUMBER AND TIMBER	35		57		92	BOIS D'OEUVRE ET CHARP.	
	WOOD FAB. MATERIALS			15		15	DEMI-PRODUITS EN BOIS	
	PAPERBOARD			86		86	CARTON	
	BLDG. PAPER AND BOARD			37		37	PLAQ. CONSTR., PAP/CART.	
	TEXTILE FAB. MTL NES			41		41	OUVR. EN MAT. TEXT. NDA	
	VEG. OILS, FATS NES			35		35	HUIL. MAT. GRAS. VEG. NDA	
	ORGANIC CHEMICALS NES			22		22	PROD. CHIM. ORGAN. NDA	
	GASOLINE	4		1,400		1,404	ESSENCE	
	FUEL OIL	211		1,976		2,187	MAZOUT	
	LUBRICATING OIL, GREASE	46		12		58	HUILE, GRAISSE LUBRIF.	
	COAL TAR, PITCH			1		1	GOUDRON, BRAI DE BOUIL.	
	PETROL. COAL PROD. NES			61		61	DERIVE PETR. CHARB. NDA	
	STRUCTURAL SHAPES			73		73	PROFILES DE CONSTRUCT.	
	METAL FAB. BASIC PROD.	16		68		84	OUVR. DE BASE EN METAL	
	CEMENT			26		26	CIMENT	
	CEMENT BASIC PROD.			2		2	OUVR. DE BASE CIMENT	
MACHINERY NES	9		143		152	MACHINES NDA		
TRUCKS AND CHASSIS			3		3	CAMIONS ET CHASSIS		
EQUIPMENT MISC.	1		43		44	MATERIEL DIVERS		
PERSONAL, HSEHOLD GOODS	1		40		41	ART. PERS. ET MENAGERS		
CONTAINERS, CLOSURES	55		6		61	CONTENEURS, FERMETURES		

TABLE 11. CARGES HANDLED AT CANADIAN PORTS IN COASTWISE SHIPPING.

TABLEAU 11. MARCHANDISES MANUTENTIONNEES DANS LES PORTS CANADIENS, EN CABOTAGE NATIONAL.

PORT PORT	COMMODITY	TONS LOADED TONNES CHARGÉES	TONS UNLOADED TONNES DECHARGÉES	TOTAL TOTAL	MARCHANDISES
ST. ALBANS (CONTD. - SUITE)	MISC. END PRODUCTS NES		73	73	PRODUITS FINIS DIV.NDA
	GENERAL CARGO	26	168	194	MARCHANDISES DIVERSES
	PORT TOTAL	406 *	5,254 *	5,660 *	TOTAL DU PORT
ST. JOHNS	CATTLE		297	297	BOVINS
	LIVE ANIMALS, NES	6	89	95	ANIMAUX VIVANTS, NDA
	MEAT,FRESH OR FROZEN	598	2,860	3,458	VIANDE,FRAICHE / CONG.
	MEAT,CURED	4	4	8	VIANDE FUMÉE OU SALÉE
	MEAT AND MEAT PREP.NES	46	1,660	1,706	VIANDES ET PREP.NDA
	FISH,FRESH OR FROZEN	2,595	746	3,341	POISSON,FRAIS OU CONG.
	FISH,SALTED OR CURED	1,127	504	1,631	POISSON,SALE OU FUME
	FISH,CANNED	24		24	POISSON EN BOITES
	SHELL FISH,NES	5	41	46	MOLLUSQUES CRUST.,NDA
	BUTTER	6	207	213	BEURRE
	CHEESE		106	106	FROMAGE
	DAIRY PROD.EGGS,HONEY	110	581	691	PROD.LAIT.,OEUFs,MIEL
	BARLEY		5,726	5,726	ORGE
	OATS		323	323	AVOINE
	WHEAT		6,567	6,567	BLE
	CEREALS UNMILLED,NES		44	44	CEREALES NON MOUL.,NDA
	WHEAT FLOUR	51		51	FARINE DE BLE
	CEREALS MILLED,NES		7	7	CEREALES MOULUES,NDA
	BAKERY PRD.,INC.FROZEN	10	23	33	PROD.BOUL.,PROD.CONG.
	MACARONI,CEREAL PRD.		28	28	PATES ALIM.PROD.CEREAL
	APPLES		141	141	POMMES
	FRESH FRUITS,BERRIES	8	532	540	FRUITS, BATES FRAIS
	FROZEN FRUITS, BERRIES	40	840	880	FRUITS, BATES CONGELES
	DRIED FRUITS		87	87	FRUITS SECS
	FRUIT JUICES		224	224	JUS DE FRUIT
	FRUIT,PRES.NOT CANNED		101	101	CONS. FRUITS NON BOITE
	FRUITS, PREP. CANNED		6,932	6,932	FRUITS PREP. EN BOITE
	PEANUTS		4	4	CACAHUETES
	POTATOES		7,257	7,257	POMMES DE TERRE
	VEGETABLES, FRESH	23	476	499	LEGUMES, FRAIS
	VEGETABLES, FROZEN	166	1,413	1,579	LEGUMES, CONGELES
	VEGETABLES, DRIED		190	190	LEGUMES, SECS
	VEGETABLE PREP.NES	21	10,897	10,918	PREP. DE LEGUMES NDA
	SUGAR, NES	39		39	SUCRE, NDA
	MELASSES, REFINED		27	27	MELASSE,RAFFINEE
	SUGAR PREPARATIONS	12		12	PREP. A BASE DE SUCRE
	COFFEE	5		5	CAFE
	TEA		343	343	THE
	MARGARINE	52		52	MARGARINE
	LARD		2	2	SAINDOUX
	MISC.FOOD PREP.NES	1,315	31,096	32,411	DIV.PREP.ALIM.NDA
	HAY,FORAGE,STRAW		161	161	FOIN,FOURRAGE,PAILLE
	GROUND CEREALS NES		9,940	9,940	CEREALES MOULUES NDA
	BREWERS GRAINS		286	286	GRAINS DE BRASSERIE
	FEEDS OF ANIMAL ORIGIN	44		44	PROV.DORIGINE ANIMALE
	CONC.COMPLETE FEEDS		14	14	CONC.,PROV.COMPLETES
	NON-ALCOHOLIC BEVERAGE	856	30	886	BOISSONS NON-ALCOOLIQ.
	ALE,BEER,STOUT,PORTER	2,779		2,779	ALE,BIERE,STOUT,PORTER
	WINES	49		49	VINS
	DIST.ALCOHOLIC BEV.	74	395	469	BOISS.ALCOOL.DIST.
	CIGARETTES		152	152	CIGARETTES
	TOBACCO NES		15	15	TABACS NDA
	RAW HIDES AND SKINS	61	500	561	PEAUX ET CUIRS BRUT
	BOLTS,ROUND TIMBER	2		2	RILLOTS,BOIS RONDS
	CRUDE WOOD MTLs. NES		11	11	MATIERES BOIS BRUT NDA
	IRON ORE AND CONC		85	85	MINERAI,CONC.DE FER
	IRON AND STEEL SCRAP	281		281	DECHETS DE FER, D'ACIER
	NON-FERROUS MET.SCRAP	229	450	679	DECHETS METAL.NON FER.
	COAL,BITUMINOUS		1,096	1,096	CHARBON BITUMINEUX
	SALT	753	18,950	19,703	SEL
	COTTON,TEXTILE WASTE	2	22	24	DECHETS DE COTON,TEXT.
	WASTE AND SCRAP NES	186		186	DECHETS ET REBUTS NDA
	RUBBER FAB.MATERIALS		5,188	5,188	DEMI-PROD.CAOUTCHOUC
	LUMBER AND TIMBER	44	1,840	1,884	BOIS OEUVRE ET CHARP.
	VENEER,PLYWOOD		698	698	PLACAGES,CONTRE-PLAQ.
	WOOD FAB.MATERIALS		127	127	DEMI-PRODUITS EN BOIS
	PULP		49	49	PATE
	NEWSPRINT PAPER		180	180	PAPIER JOURNAL
	PAPER NES	1	1,421	1,422	PAPIER NDA
	PAPERBOARD		7,574	7,574	CARTON
	BLDG.PAPER AND BOARD	23	9,822	9,845	PLAQ.CONSTR.,PAP/CART.
	MET MACHINE BOARD	20	1,476	1,496	CARTON EN PATE PRESSE
	CORDAGE,TWINE,ROPE	12	78	90	CORDAGE,FICELLE,CORDE
	TEXTILE FAB.MTL NES	3	6,609	6,612	OUVR.EN MAT.TEXT.NDA
	ANIMAL OILS,EXC.MARINE	6		6	HUIL.ANIM.SAUF AN.MAR.
	FISH,MARINE ANIMAL OIL	423	165	588	HUIL.DE POISSON,AN.MAR
	VEG.OILS,FATS NES		3,519	3,519	HUIL.MAT.GRAS.VEG.NDA
	INORGANIC CHEMS. NES		5	5	PROD.CHIM.INORG.NDA
	ORGANIC CHEMICALS NES	25	1,476	1,451	PROD.CHIM.ORGAN.NDA

TABLE 11. CARGOES HANDLED AT CANADIAN PORTS IN COASTWISE SHIPPING.

TABLEAU 11. MARCHANDISES MANUTENTIONNEES DANS LES PORTS CANADIENS, EN CABOTAGE NATIONAL.

PORT PORT	COMMODITY	TONS LOADED TONNES CHARGÉES	TONS UNLOADED TONNES DÉCHARGÉES	TOTAL TOTAL	MARCHANDISES
ST. JOHNS (CONTD. - SUITE)	AGRICULTURAL CHEMICALS		1	1	PROD. CHIM. AGRICOLES
	SYNTHETIC RUBBER		203	203	CAOUTCHOUC SYNTHÉTIQUE
	PLASTIC MATERIALS	4	98	102	MATIFRES PLASTIQUES
	DYESTUFF, PIGMENT, PAINT	96	2,979	3,075	MAT. COLOR. PIG. PEINTURE
	CHEM. SPECIALTIES NES	6	326	332	PROD. CHIM. SPÉCIAUX NDA
	GASOLINE	12,858	63,741	76,599	ESSENCE
	FUEL OIL	44,741	277,930	322,671	MAZOUT
	LUBRICATING OIL, GREASE	9	483	492	HUILE, GRAISSE LUBRIF.
	PETROL. COAL PROD. NES		4,507	4,507	DÉRIVE PETR. CHARB. NDA
	CASTINGS, FORGINGS	4,537		4,537	MOUL. PIÈCES FORGÉES
	PLATE & SHEET STEEL		684	684	TOLES, FEUILLES D'ACIER
	STRUCTURAL SHAPES	109	8,609	8,718	PROFILES DE CONSTRUCT.
	PIPES, TUBES: IRON, STEEL	59	20	79	TUYAUX, TUBES: FER, ACIER
	WIRE	5	63	68	FIL MÉTALLIQUE
	COPPER AND ALLOYS	6		6	CUIVRE ET ALLIAGES
	ZINC AND ALLOYS	8		8	ZINC ET ALLIAGES
	METAL FAB. BASIC PROD.	179	6,139	6,318	OUVR. DE BASE EN MÉTAL
	BUILDING BRICK, CLAY		207	207	BRIQ. A BATIR ARGILE
	BRICKS, TILES NES	84		84	BRIQUES, TUILES NDA
	CEMENT	46	8	54	CIMENT
	CEMENT BASIC PROD.	15		15	OUVR. DE BASE CIMENT
	NON-MET. MIN. BASIC PROD		185	185	PROD. MIN. NON-MET. BASE
	MISC. FABRICATED PROD.		27	27	OUVRAGES DIVERS
	TRACTORS	10		10	TRACTEURS
	MACHINERY NES	1,533	6,428	7,961	MACHINES NDA
	PASS. AUTOS AND CHASSIS	129	184	313	VOITURES PART., CHASSIS
	TRUCKS AND CHASSIS	75		75	CAMIONS ET CHASSIS
	MOTOR VEHICLE ENGINES		8	8	MOTEURS DE VEH. AUTOM.
	ROAD MOTOR VEH. NES	39	6	45	VEH. AUTOM. ROUTIERS NDA
	SHIPS, AIRCRAFT, MIS. VEH	5	6	11	NAVIRES, AVIONS, VEH. DIV
	RUBBER TIRES AND TUBES	10		10	PNEUS, CHAMBRES A AIR
	EQUIPMENT MISC.	247	8,602	8,849	MATÉRIEL DIVERS
	PERSONAL, HSEHOLD GOODS	34	393	427	ART. PERS. ET MÉNAGERS
	CONTAINERS, CLOSURES	1,254	2,604	3,858	CONTENEURS, FERMETURES
	MISC. END PRODUCTS NES	38	4,244	4,282	PRODUITS FINIS DIV. NDA
GENERAL CARGO	5,030	5,332	10,362	MARCHANDISES DIVERSES	
PORT TOTAL	83,302 *	546,676 *	629,978 *	TOTAL DU PORT	
ST. LAWRENCE	MEAT, FRESH OR FROZEN		5	5	VIANDE, FRAICHE / CONG.
	MEAT, CURED		2	2	VIANDE FUMÉE OU SALÉE
	MEAT AND MEAT PREP. NES		2	2	VIANDES ET PRÉP. NDA
	BAKERY PROD. INC. FROZEN		2	2	PROD. BOUL., PROD. CONG.
	FRESH FRUITS, BERRIES		2	2	FRUITS, BAIES FRAIS
	FRUIT JUICES		6	6	JUS DE FRUIT
	FRUITS, PREP. CANNED		2	2	FRUITS PRÉP. EN BOÎTE
	POTATOES		233	233	POMMES DE TERRE
	VEGETABLES, FRESH		2	2	LEGUMES, FRAIS
	SUGAR, NES		45	45	SUCRE, NDA
	SUGAR PREPARATIONS		1	1	PRÉP. A BASE DE SUCRE
	MISC. FOOD PREP. NES		182	182	DIV. PRÉP. ALIM. NDA
	NON-ALCOHOLIC BEVERAGE		22	22	BOISSONS NON-ALCOOLIQ.
	LOGS		230	230	BILLES
	BOLTS, ROUND TIMBER		197	197	BILLOTS, BOIS RONDS
	SAND AND GRAVEL		60	60	SABLE ET GRAVIERS
	FLUORSPAR	160,077		160,077	SPATH FLUOR
	LUMBER AND TIMBER		2,606	2,606	BOIS D'OEUVRE ET CHARP.
	FLOORING		57	57	LAMES POUR PARQUET
	VENEER, PLYWOOD		71	71	PLACAGES, CONTRE-PLAQ.
	WOOD FAB. MATERIALS		20	20	DEMI-PRODUITS EN BOIS
	BLDG. PAPER AND BOARD		18	18	PLAQ. CONSTR., PAP./CART.
	INORGANIC CHEMS. NES		42	42	PROD. CHIM. INORG. NDA
	EXPLOS., FUSES, CAPS		51	51	EXPLOS., AMORCES, DET.
	CHEM. SPECIALTIES NES		12	12	PROD. CHIM. SPÉCIAUX NDA
	FUEL OIL		1,931	1,931	MAZOUT
	FERRO-ALLOYS		60	60	FERRO-ALLIAGES
	METAL FAB. BASIC PROD.		25	25	OUVR. DE BASE EN MÉTAL
	CEMENT		243	243	CIMENT
	CEMENT BASIC PROD.		3	3	OUVR. DE BASE CIMENT
	NON-MET. MIN. BASIC PROD		73	73	PROD. MIN. NON-MET. BASE
	MACHINERY NES		97	97	MACHINES NDA
	RAILWAY ROLLING STOCK		10	10	MAT. ROUL. DE CH. DE FER
	EQUIPMENT MISC.		28	28	MATÉRIEL DIVERS
	PERSONAL, HSEHOLD GOODS		105	105	ART. PERS. ET MÉNAGERS
CONTAINERS, CLOSURES		4	4	CONTENEURS, FERMETURES	
GENERAL CARGO	1	184	185	MARCHANDISES DIVERSES	
PORT TOTAL	160,078 *	6,633 *	166,711 *	TOTAL DU PORT	
STEPHENVILLE	BARLEY		1,019	1,019	ORGE
	WHEAT		1,329	1,329	BLÉ
	GYP SUM	57,036		57,036	GYPSE
	SALT		3,169	3,169	SEL
	GASOLINE		2,529	2,529	ESSENCE
FUEL OIL		13,790	13,790	MAZOUT	

TABLE 11. CARGOES HANDLED AT CANADIAN PORTS IN COASTWISE SHIPPING.

TABLEAU 11. MARCHANDISES MANUTENTIONNEES DANS LES PORTS CANADIENS, EN CABOTAGE NATIONAL.

PORT	COMMODITY	TONS LOADED TONNES CHARGÉES	TONS UNLOADED TONNES DECHARGÉES	TOTAL TOTAL	MARCHANDISES
STEPHENVILLE (CONTD. - SUITE)	PLATE & SHEET STEEL	292		292	TOLES, FEUILLES D'ACIER
	ALUMINIUM	6,318	4,352	10,670	ALUMINIUM
	METAL FAB. BASIC PROD.	723		723	OUVR. DE BASE EN METAL
	ROAD MOTOR VEH. NES	74		74	VEH. AUTOM. ROUTIERS NDA
	CONTAINERS, CLOSURES	83	28	111	CONTENEURS, FERMETURES
	MISC. END PRODUCTS NES	72		72	PRODUITS FINIS DIV. NDA
	PORT TOTAL	64,598 *	26,216 *	90,814 *	TOTAL DU PORT
TILT COVE	COPPER ORE AND CONC.	12,136		12,136	MINERAI, CONC. CUIVRE
	PORT TOTAL	12,136 *	*	12,136 *	TOTAL DU PORT
NFLD-NES/T-N -NDA	LIVE ANIMALS, NES		11	11	ANIMAUX VIVANTS, NDA
	MEAT, FRESH OR FROZEN	5	163	168	VIANDE, FRAICHE / CONG.
	MEAT, CURED	2	10	12	VIANDE FUMÉE OU SALÉE
	MEAT AND MEAT PREP. NES		14	14	VIANDES ET PREP. NDA
	FISH, FRESH OR FROZEN	9,204	465	9,669	POISSON, FRAIS OU CONG.
	FISH, SALTED OR CURED	7,697	447	8,144	POISSON, SALE OU FUMÉ
	FISH, CANNED	200	16	216	POISSON EN BOITES
	LOBSTER	272		272	HOMARD
	SHELL FISH, NES	112		112	MOLLUSQUES CRUST., NDA
	BUTTER		33	33	BEURRE
	DAIRY PROD. EGGS, HONEY	1	199	200	PROD. LAIT., OEUF, MIEL
	BARLEY		500	500	ORGE
	OATS		122	122	AVOINE
	WHEAT		595	595	BLE
	WHEAT FLOUR	55	2,836	2,891	FARINE DE BLE
	BAKERY PROD. INC. FROZEN		62	62	PROD. BOUL., PROD. CONG.
	APPLES		158	158	POMMES
	FRESH FRUITS, BERRIES	21	314	335	FRUITS, BAIES FRAIS
	DRIED FRUITS		198	198	FRUITS SECS
	FRUIT JUICES		40	40	JUS DE FRUIT
	FRUITS, PREP. CANNED		524	524	FRUITS PREP. EN BOITE
	NUTS, EXC. OIL NUTS NES		46	46	NOIX, SAUF OLEAG. NDA
	POTATOES		744	744	POMMES DE TERRE
	VEGETABLES, FRESH	45	419	464	LEGUMES, FRAIS
	VEGETABLES, FROZEN		6	6	LEGUMES, CONGÉLÉS
	VEGETABLES, DRIED		1	1	LEGUMES, SECS
	VEGETABLE PREP. NES	2	688	690	PREP. DE LEGUMES NDA
	SUGAR, NES	2	208	210	SUCRE, NDA
	MELASSES, REFINED		490	490	MELASSE, RAFFINÉE
	SUGAR PREPARATIONS		153	153	PREP. A BASE DE SUCRE
	TEA		24	24	THE
	MARGARINE		1	1	MARGARINE
	MISC. FOOD PREP. NES	264	7,733	7,997	DIV. PREP. ALIM. NDA
	HAY, FORAGE, STRAW		208	208	Foin, FOURRAGE, PAILLE
	GROUND CEREALS NES	2	764	766	CÉRÉALES MOULUES NDA
	FEEDS OF ANIMAL ORIGIN	6,919		6,919	PROV. D'ORIGINE ANIMALE
	CONC. COMPLETE FEEDS		26	26	CONC., PROV. COMPLÈTES
	NON-ALCOHOLIC BEVERAGE	21	207	228	BOISSONS NON-ALCOOLIQ.
	ALE, BEER, STOUT, PORTER	4	142	146	ALE, BIÈRE, STOUT, PORTER
	DIST. ALCOHOLIC BEV.		10	10	BOISS. ALCOOL. DIST.
	RAW HIDES AND SKINS	875	226	1,101	PEAUX ET CUIRS BRUT
	CRUDE VEG. PROD. NES	10	10	20	PR. BRUTS ORIG. VEG. NDA
	LOGS		15	15	BILLES
	BOLTS, ROUND TIMBER	14	240	254	BILLOTS, BOIS RONDS
	PULPWOOD	356,900	35	356,935	BOIS A PATE
	CRUDE WOOD MTL. NES	16	18	34	MATIÈRES BOIS BRUT NDA
	ORES AND CONC. NES	151		151	MINÉRAIS ET CONC. NDA
	IRON AND STEEL SCRAP		1	1	DECHETS DE FER, D'ACIER
	COAL, BITUMINOUS	77	6,407	6,484	CHARBON BITUMINEUX
	SAND AND GRAVEL	5	171	176	SABLE ET GRAVIERS
	STONE, CRUDE NES		253	253	PIERRE BRUTE NDA
	WATER AND ICE	6	80	86	EAU ET GLACE
SALT	581	3,561	4,142	SEL	
WASTE AND SCRAP NES	143		143	DECHETS ET REBUTS NDA	
LUMBER AND TIMBER	2,348	1,889	4,237	BOIS D'OEUVRE ET CHARP.	
SHINGLES AND SHAKES		24	24	BARDEAUX, PARD. FACADE	
VENEER, PLYWOOD	4	238	242	PLACAGES, CONTRE-PLAQ.	
WOOD FAB. MATERIALS	20	129	149	DEMI-PRODUITS EN BOIS	
BLDG. PAPER AND BOARD	41	639	680	PLAQ. CONSTR., PAP./CART.	
CORDAGE, TWINE, ROPE		8	8	CORDAGE, FICELLE, CORDE	
TEXTILE FAB. MTL NES		29	29	OUVR. EN MAT. TEXT. NDA	
FISH, MARINE ANIMAL OIL	419	606	1,025	HUIL. DE POISSON, AN. MAR	
INORGANIC CHEMS. NES		8	8	PROD. CHIM. INORG. NDA	
ORGANIC CHEMICALS NES		1	1	PROD. CHIM. ORGAN. NDA	
EXPLOS., FUSES, CAPS	11	405	416	EXPLOS., AMORCES, DET.	
POTASH		20	20	POTASSE	
FERTILIZERS NES		548	548	ENGRAIS CHIMIQUE NDA	
PLASTIC MATERIALS		17	17	MATIÈRES PLASTIQUES	
DYESTUFF, PIGMENT, PAINT		17	17	MAT. COLOR. PIG. PEINTURE	
GASOLINE	75	19,735	19,810	ESSENCE	
FUEL OIL	290	92,928	93,218	MAZOUT	
LUBRICATING OIL, GREASE	22	332	354	HUILE, GRASSE LUBRIF.	

TABLE 11. CARGOES HANDLED AT CANADIAN PORTS IN COASTWISE SHIPPING.

TABEAU 11. MARCHANDISES MANUTENTIONNEES DANS LES PORTS CANADIENS, EN CABOTAGE NATIONAL.

PORT PORT	COMMODITY	TONS LOADED TONNES CHARGEES	TONS UNLOADED TONNES DECHARGEES	TOTAL TOTAL	MARCHANDISES
NFLD-NES/T-N -NDA (CONTD. - SUITE)	COAL TAR,PITCH		23	23	GOUDRON,BRAY DE BOUIL.
	PETROL,COAL PROD.NES		170	170	DERIVE PETR.CHARB.NDA
	BARS AND RODS,STEEL		9	9	BARRES ET TIGES ACIER
	PLATE & SHEET STEEL		1	1	TOLES,FEUILLES D'ACIER
	STRUCTURAL SHAPES	3	93	96	PROFILES DE CONSTRUCT.
	PIPES,TUBES:IRON,STEEL	1	6	7	TUYAUX,TUBES:FER,ACIER
	WIRE		24	24	FIL METALLIQUE
	NON-FERROUS METALS NES		12	12	METAUX NON-FERREUX NDA
	METAL FAB,BASIC PROD.	68	934	1,002	OUVR.DE BASE EN METAL
	BUILDING BRICK, CLAY		6	6	BRQ.A BATIR ARGILE
	BRICKS,TILES NES		15	15	BRQUES,TUILES NDA
	CEMENT	6	1,386	1,392	CIMENT
	CEMENT BASIC PROD.	23	519	542	OUVR.DE BASE CIMENT
	NON-MET.MIN.BASIC PROD		92	92	PROD.MIN.NON-MET.BASE
	MISC.FABRICATED PROD.		75	75	OVRAGES DIVERS
	TRACTORS	16	10	26	TRACTEURS
	MACHINERY NES	347	753	1,100	MACHINES NDA
	PASS.AUTOS AND CHASSIS	38	40	78	VOITURES PART.,CHASSIS
	TRUCKS AND CHASSIS	33	56	89	CAMIONS ET CHASSIS
	MOTOR VEHICLE ENGINES		3	3	MOTEURS DE VEH.AUTOM.
	ROAD MOTOR VEH. NES		5	5	VEH.AUTOM.ROUTIERS NDA
	SHIPS,AIRCRAFT,MIS.VEH	58	54	112	NAVIRES,AVIONS,VEH.DIV
	RUBBER TIRES AND TUBES	5	2	7	PNEUS, CHAMBRES A AIR
	EQUIPMENT MISC.	86	541	627	MATERIEL DIVERS
	PERSONAL,HOUSEHOLD GOODS	398	1,493	1,891	ART.PERS.ET MENAGERS
	CONTAINERS,CLOSURES	521	970	1,491	CONTENEURS,FERMETURES
	MISC. END PRODUCTS NES	33	136	169	PRODUITS FINIS DIV.NDA
	GENERAL CARGO	3,896	12,296	16,192	MARCHANDISES DIVERSES
PORT TOTAL	392,368 *	166,891 *	559,259 *	TOTAL DU PORT	
PROVINCE TOTAL	1,459,735 **	2,140,290 **	3,600,025 **	TOTAL DU PROVINCE	
PR. EDWARD ISLAND / ILE CHARLOTTETOWN	DU PR. EDOUARD				
	CATTLE	297		297	BOVINS
	LIVE ANIMALS, NES	89	1	90	ANIMAUX VIVANTS, NDA
	MEAT,FRESH OR FROZEN	1,025		1,025	VIANDE,FRAICHE / CONG.
	MEAT AND MEAT PREP.NES	30		30	VIANDES ET PREP.NDA
	SHELL FISH,NES	4		4	MOLLUSQUES CRUST.,NDA
	BUTTER	207		207	BEURRE
	CHEESE	106		106	FROMAGE
	DAIRY PROD.EGGS,HONEY	605		605	PROD.LAIT.,OEUF,MIEL
	FRESH FRUITS,BERRIES	60		60	FRUITS, BAIES FRAIS
	FROZEN FRUITS, BERRIES	4		4	FRUITS, BAIES CONGEL.
	POTATOES	6,745		6,745	POMMES DE TERRE
	VEGETABLES, FRESH	1,121		1,121	LEGUMES, FRAIS
	VEGETABLES, FROZEN	42		42	LEGUMES, CONGELÉS
	VEGETABLES, DRIED	180		180	LEGUMES, SECS
	VEGETABLE PREP.NES	14		14	PREP. DE LEGUMES NDA
	LARD	2		2	SAINDOUX
	MISC.FOOD PREP.NES	71		71	DIV.PREP.ALIM.NDA
	HAY,FORAGE,STRAW	161		161	FOIN,FOURRAGE,PAILLE
	CORDAGE,TWINE,ROPE	5		5	CORDAGE,FICELLE,CORDE
	AGRICULTURAL CHEMICALS	1		1	PROD.CHIM.AGRICOLES
	PLASTIC MATERIALS	1		1	MATIERES PLASTIQUES
	GASOLINE	46,071	157,362	203,433	ESSENCE
	FUEL OIL	68,997	246,226	315,223	MAZOUT
	METAL FAB,BASIC PROD.	790	30	820	OUVR.DE BASE EN METAL
	MACHINERY NES	21		21	MACHINES NDA
	PASS.AUTOS AND CHASSIS	27		27	VOITURES PART.,CHASSIS
	CONTAINERS,CLOSURES	63		63	CONTENEURS,FERMETURES
MISC. END PRODUCTS NES	10		10	PRODUITS FINIS DIV.NDA	
GENERAL CARGO	1,682	599	2,281	MARCHANDISES DIVERSES	
PORT TOTAL	128,431 *	404,218 *	532,649 *	TOTAL DU PORT	
SOURIS	MEAT,FRESH OR FROZEN	185		185	VIANDE,FRAICHE / CONG.
	FISH,FRESH OR FROZEN	75	50	125	POISSON,FRAIS OU CONG.
	LOBSTER		101	101	HOMARD
	DAIRY PROD.EGGS,HONEY	20		20	PROD.LAIT.,OEUF,MIEL
	POTATOES	654		654	POMMES DE TERRE
	VEGETABLES, FRESH	370		370	LEGUMES, FRAIS
	MISC.FOOD PREP.NES	8		8	DIV.PREP.ALIM.NDA
	PULPWOOD	380		380	BOIS A PATE
	CRUDE WOOD MTL. NES	978		978	MATIERES BOIS BRUT NDA
	WASTE AND SCRAP NES	104		104	DECHETS ET REBUTS NDA
	LUMBER AND TIMBER	28	15	43	BOIS DOEUVRE ET CHARP.
	GASOLINE	6		6	ESSENCE
	METAL FAB,BASIC PROD.	201	5	206	OUVR.DE BASE EN METAL
	MACHINERY NES		106	106	MACHINES NDA
	PASS.AUTOS AND CHASSIS	6		6	VOITURES PART.,CHASSIS
	TRUCKS AND CHASSIS	12		12	CAMIONS ET CHASSIS
	CONTAINERS,CLOSURES	6		6	CONTENEURS,FERMETURES
	GENERAL CARGO	334	1,576	1,910	MARCHANDISES DIVERSES
	PORT TOTAL	3,367 *	1,853 *	5,220 *	TOTAL DU PORT

TABLE 11. CARGOES HANDLED AT CANADIAN PORTS IN COASTWISE SHIPPING.

TABLEAU 11. MARCHANDISES MANUTENTIONNEES DANS LES PORTS CANADIENS, EN CABOTAGE NATIONAL.

PORT	COMMODITY	TONS LOADED TONNES CHARGÉES	TONS UNLOADED TONNES DÉCHARGÉES	TOTAL TOTAL	MARCHANDISES
SUMMERSIDE	LOBSTER	1		1	HOMARD
	BARLEY		1,879	1,879	ORGE
	WHEAT		879	879	BLÉ
	POTATOES	257		257	POMMES DE TERRE
	VEGETABLES, FRESH	12		12	LEGUMES, FRAIS
	MISC. FOOD PREP. NES	22		22	DIV. PREP. ALIM. NDA
	WASTE AND SCRAP NES	27		27	DÉCHETS ET REBUTS NDA
	FERTILIZERS NES	248		248	ENGRAIS CHIMIQUE NDA
	FUEL OIL		21,281	21,281	MAZOUT
	PORT TOTAL	567 *	24,039 *	24,606 *	TOTAL DU PORT
PEI-NFS/IPE-NDA	LIVE ANIMALS, NES		3	3	ANIMAUX VIVANTS, NDA
	FISH, FRESH OR FROZEN		105	105	POISSON, FRAIS OU CONG.
	POTATOES	1,827		1,827	POMMES DE TERRE
	VEGETABLES, FRESH	549		549	LEGUMES, FRAIS
	MISC. FOOD PREP. NES	15		15	DIV. PREP. ALIM. NDA
	PULPWOOD		380	380	BOIS À PÂTE
	EQUIPMENT MISC.	18	18	36	MATÉRIEL DIVERS
	PORT TOTAL	2,409 *	506 *	2,915 *	TOTAL DU PORT
PROVINCE TOTAL	134,774 **	430,616 **	565,390 **	TOTAL DU PROVINCE	
NOVA SCOTIA / NOUVELLE-ÉCOSSE BRIDGEWATER	GASOLINE		3,869	3,869	ESSENCE
	FUEL OIL		5,791	5,791	MAZOUT
	PORT TOTAL	*	9,660 *	9,660 *	TOTAL DU PORT
DIGBY	MEAT AND MEAT PREP. NES	31	118	149	VIANDES ET PREP. NDA
	FISH, FRESH OR FROZEN	826		826	POISSON, FRAIS OU CONG.
	FISH, CANNED	23	299	322	POISSON EN BOÎTES
	LOBSTER	60		60	HOMARD
	MILK POWDER	159	79	238	LAIT EN POUVRE
	DAIRY PROD. EGGS, HONEY	15	403	418	PROD. LAIT., OEUFS, MIEL
	OATS		161	161	AVOINE
	WHEAT FLOUR		6,716	6,716	FARINE DE BLÉ
	FRUIT JUICES	1,609	50	1,659	JUS DE FRUIT
	FRUIT PULP, PUREE	30		30	PULPE DE FRUIT, PURÉE
	FRUITS, PREP. CANNED	2,579	48	2,627	FRUITS PREP. EN BOÎTE
	PEANUTS		142	142	CACAHUÈTES
	POTATOES		19	19	POMMES DE TERRE
	VEGETABLES, FRESH	20		20	LEGUMES, FRAIS
	VEGETABLES, DRIED		440	440	LEGUMES, SECS
	VEGETABLE PREP. NES	558	490	1,048	PREP. DE LEGUMES NDA
	SUGAR, NES		2,065	2,065	SUCRE, NDA
	SUGAR PREPARATIONS	122		122	PREP. À BASE DE SUCRE
	COCOA AND CHOCOLATE	12	26	38	CACAO ET CHOCOLAT
	COFFEE	17		17	CAFÉ
	TEA	89		89	THÉ
	VINEGAR		70	70	VINAIGRE
	MISC. FOOD PREP. NES	527	184	711	DIV. PREP. ALIM. NDA
	HULLS, SCREENINGS, CHAFF		663	663	ÉCULURES, CRIBLURES, BAL
	BRAN, SHORTS, MIDDINGS		580	580	SON, ISSUES DE CÉRÉALES
	GROUND CEREALS NES	31	2,482	2,513	CÉRÉALES MOULUES NDA
	SOYA, OIL MEAL, CAKE		224	224	FARINE TOURT. GR. SOYA
	FEEDS, VEGETABLE ORIGIN	20		20	PROV. D'ORIGINE VÉGÉTALE
	FEEDS OF ANIMAL ORIGIN	875	1,223	2,098	PROV. D'ORIGINE ANIMALE
	CONC. COMPLETE FEEDS	5	125	130	CONC., PROV. COMPLÈTES
	NON-ALCOHOLIC BEVERAGE		170	170	BOISSONS NON-ALCOOLIQ.
	ALE, BEER, STOUT, PORTER		413	413	ALE, BIÈRE, STOUT, PORTER
	WINES		206	206	VINS
	FERM. ALCOHOLIC BEV.	185		185	BOISS. ALCOOL. FERME.
	TOBACCO NES		10	10	TABACS NDA
	RAW HIDES AND SKINS		46	46	PEAUX ET CUIRS BRUT
	CRUDE ANIMAL PROD. NES		52	52	PR. BRUTS ORIG. ANIM. NDA
	SEEDS FOR SOWING NES		30	30	GRAINES DE SEMENCE NDA
	CRUDE VEG. PROD. NES	101		101	PR. BRUTS ORIG. VEG. NDA
	WOOL AND ANIMAL HAIR	26	5	31	LAINÉ, POILS DANIMAL
	TEXTILE FIBRES NES	158	1,915	2,073	FIBRES TEXTILES NDA
	NON-FERROUS MET. SCRAP		140	140	DÉCHETS MÉTAL NON FER.
	ASBESTOS		31	31	AMIANTE
	SAND AND GRAVEL		105	105	SABLE ET GRAVIERS
	CRUSHED STONE		40	40	PIÈRE CONCASSÉE
	BARYTES, NATURAL	1,272		1,272	BARYTINE NATURELLE
	FLUORSPAR	220		220	SPATH FLUOR
	PHOSPHATE ROCK		240	240	ROCHE PHOSPHATÉE
	COTTON, TEXTILE WASTE	24		24	DÉCHETS DE COTON, TEXT.
	WASTE AND SCRAP NES	13	31	44	DÉCHETS ET REBUTS NDA
	RUBBER FAB. MATERIALS	680		680	DEMI-PROD. CAOUTCHOUC
	FLOORING		114	114	LAMES POUR PARQUET
	SHINGLES AND SHAKES		51	51	BARDEAUX, BARD. FACADE
VENEER, PLYWOOD	259		259	PLACAGES, CONTRE-PLAQ.	
WOOD FAB. MATERIALS	18	32	50	DEMI-PRODUITS EN BOIS	
PULP		312	312	PÂTE	

TABLE 11. CARGOES HANDLED AT CANADIAN PORTS IN COASTWISE SHIPPING.

TABLEAU 11. MARCHANDISES MANUTENTIONNEES DANS LES PORTS CANADIENS, EN CABOTAGE NATIONAL.

PORT PORT	COMMODITY	TONS LOADED TONNES CHARGEES	TONS UNLOADED TONNES DECHARGEES	TOTAL TOTAL	MARCHANDISES	
DIGBY (CONTO. - SUITE)	PAPERBOARD		60	60	CARTON	
	BLDG.PAPER AND BOARD		433	433	PLAQ.CONSTR.,PAP/CART.	
	CORDAGE,TWINE,ROPE		19	19	CORDAGE,FICELLE,CORDE	
	JUTE WOVEN FABRICS	84		84	TISSUS DE JUTE	
	TEXTILE FAB.MTL NES	733	583	1,316	OUVR.EN MAT.TEXT.NDA	
	OILS,FATS,WAXES NES		16	16	HUIL.MAT.GRAS.CIRE NDA	
	METALLIC SALTS		505	505	SELS METALLIQUES	
	INORGANIC CHEMS. NES		1,105	1,105	PROD.CHIM.INORG.NDA	
	ORGANIC CHEMICALS NES		33	33	PROD.CHIM.ORGAN.NDA	
	FERTILIZERS NES		71	71	ENGRAIS CHIMIQUE NDA	
	SYNTHETIC RUBBER	2,184		2,184	CAOUTCHOUC SYNTHETIQUE	
	PLASTIC MATERIALS		398	398	MATIERES PLASTIQUES	
	GASOLINE		2,420	2,420	ESSENCE	
	FUEL OIL		9,016	9,016	MAZOUT	
	LUBRICATING OIL,GREASE		55	55	HUILE,GRAISSE LUBRIF.	
	PLATE & SHEET STEEL		48	48	TDLES,FEUILLES DACIER	
	STRUCTURAL SHAPES	54		54	PROFILES DE CONSTRUCT.	
	WIRE	121	45	166	FIL METALLIQUE	
	COPPER AND ALLOYS		190	190	CUIVRE ET ALLIAGES	
	LEAD AND ALLOYS		228	228	PLOMB ET ALLIAGES	
	NON-FERROUS METALS NES	40		40	METAUX NON-FERREUX NDA	
	METAL FAB.BASIC PROD.	46	69	115	OUVR.DE BASF EN METAL	
	LIME		795	795	CHAUX	
	NON-MET.MIN.BASIC PROD	725	70	795	PROD.MIN.NON-MET.BASE	
	MISC.FABRICATED PROD.	45	117	162	OUVRAGES DIVERS	
	TRACTORS		44	44	TRACTEURS	
	MACHINERY NES	77	12	89	MACHINES NDA	
	SHIPS,AIRCRAFT,MIS.VEH	5	26	31	NAVIRES,AVIONS,VEH.DIV	
	RUBBER TIRES AND TURES		139	139	PNEUS, CHAMBRES A AIR	
	EQUIPMENT MISC.	31	187	218	MATERIEL DIVERS	
	PERSONAL,HSEHOLD GOODS	165	306	471	ART.PERS.ET MENAGERS	
	CONTAINERS,CLOSURES	24	1,302	1,326	CONTENEURS,FERMETURES	
	MISC. END PRODUCTS NES		44	44	PRODUITS FINIS DIV.NDA	
	GENERAL CARGO	1,853	3,760	5,613	MARCHANDISES DIVERSES	
	PORT TOTAL	16,751 *	42,646 *	59,397 *	TOTAL DU PORT	
	HALIFAX	LIVE ANIMALS, NES	1		1	ANIMAUX VIVANTS, NDA
		MEAT,FRESH OR FROZEN	10		10	VIANDE,FRAICHE / CONG.
		MEAT,CURED	4	2	6	VIANDE FUMEE OU SALEE
		MEAT AND MEAT PREP.NES	97		97	VIANDES ET PREP.NDA
		FISH,FRESH OR FROZEN		2,351	2,351	POISSON,FRAIS OU CONG.
		FISH,SALTED OR CURED		7,328	7,328	POISSON,SALE OU FUME
		FISH,CANNED	16	200	216	POISSON EN BOITES
		SHELL FISH,NES		11	11	MOLLUSQUES CRUST.,NDA
		BUTTER	16		16	BEURRE
		MILK POWDER	12		12	LAIT EN POWDRE
DAIRY PROD.EGGS,HONEY		56	1	57	PROD.LAIT.,OEUF,MIEL	
BARLEY			23,341	23,341	ORGE	
OATS		122	2,504	2,626	AVOINE	
WHEAT		924	147,649	148,573	BLE	
CEREALS UNMILLED,NES		5		5	CEREALES NON MOUL.,NDA	
MALT AND MALT FLOUR		400	6,250	6,650	MALT ET FARINE DE MALT	
WHEAT FLOUR		1,970		1,970	FARINE DE BLE	
CEREALS MILLED,NES		7		7	CEREALES MOULUES,NDA	
BAKERY PROD.INC.FROZEN		77		77	PROD.BOUL.,PROD.CONG.	
MACAPONI,CEREAL PROD.		28		28	PATES ALIM.PROD.CERFAL	
APPLES		313		313	POMMES	
FRESH FRUITS,BERRIES		629		629	FRUITS, BAIES FRAIS	
DRIED FRUITS		281		281	FRUITS SECS	
FRUIT JUICES		267		267	JUS DE FRUIT	
FRUIT,PRES,NOT CANNED		101		101	CONS. FRUITS NON BOITE	
FRUITS, PREP. CANNED		872		872	FRUITS PREP. EN BOITE	
PEANUTS		4		4	CACAHUETES	
NUTS,EXC.OIL NUTS NES		46		46	NOIX,SAUF OLEAG.NDA	
VEGETABLES, FRESH		19		19	LEGUMES, FRAIS	
VEGETABLE PREP.NES		656		656	PREP. DE LEGUMES NDA	
SUGAR, NES		30		30	SUCRE, NDA	
MOLASSES, REFINED		517		517	MELASSE,RAFFINEE	
SUGAR PREPARATIONS		159	1	160	PREP. A BASE DE SUCRE	
COFFEE			5	5	CAFE	
TEA		367		367	THE	
MISC.FOOD PREP.NES		4,494	7	4,501	DIV.PREP.ALIM.NDA	
HAY,FORAGE,STRAW		5		5	FOIN,FOURPAGE,PAILLE	
GROUND CEREALS NES		1,717		1,717	CEREALES MOULUES NDA	
BREWERS GRAINS		286		286	GRAINS DE BRASSERIE	
FEEDS OF ANIMAL ORIGIN			20	20	PROV.DORIGINE ANIMALE	
CONC.COMPLETE FEEDS		14		14	CONC.,PROV.COMPLETES	
NON-ALCOHOLIC BEVERAGE		55		55	BOISSONS NON-ALCOOLIQ.	
DIST.ALCOHOLIC BEV.		395		395	BOISS.ALCOOL.DIST.	
CIGARETTES		152		152	CIGARETTES	
TOBACCO NES		15		15	TARACS NDA	
RAW HIDES AND SKINS		1	1	PEAUX ET CUIRS BRUT		
CRUDE WOOD MTL. NES	11		11	MATIERES BOIS BRUT NDA		

TABLE 11. CARGOES HANDLED AT CANADIAN PORTS IN COASTWISE SHIPPING.

TABLEAU 11. MARCHANDISES MANUTENTIONNEES DANS LES PORTS CANADIENS, EN CABOTAGE NATIONAL.

PORT PORT	COMMODITY	TONS LOADED TONNES CHARGEES	TONS UNLOADED TONNES DECHARGEES	TOTAL TOTAL	MARCHANDISES	
HALIFAX (CONTD. - SUITE)	IRON ORE AND CONC	19,216		19,216	MINERAI, CONC. DE FER	
	IRON AND STEEL SCRAP	13,152		13,152	DECHETS DE FER, D'ACIER	
	GYPSUM	4,722		4,722	GYPSE	
	SALT	632		632	SEL	
	COTTON, TEXTILE WASTE	22		22	DECHETS DE COTON, TEXT.	
	WASTE AND SCRAP NES	14		14	DECHETS ET REBUTS NDA	
	LUMBER AND TIMBER	261		261	BOIS D'OEUVRE ET CHARP.	
	VENEER, PLYWOOD	290		290	PLACAGES, CONTRE-PLAQ.	
	COOPERAGE STOCK	14		14	DEMI-PROD. TONNELLERIE	
	WOOD FAB. MATERIALS	168		168	DEMI-PRODUITS EN BOIS	
	PULP	49		49	PATE	
	PAPER NES	8		8	PAPIER NDA	
	PAPERBOARD	603		603	CARTON	
	BLDG. PAPER AND BOARD	11		11	PLAQ. CONSTR., PAP/CART.	
	CORDAGE, TWINE, ROPE	90		103	CORDAGE, FICELLE, CORDE	
	TEXTILE FAB. MTL NES	60		60	OUVR. EN MAT. TEXT. NDA	
	FISH, MARINE ANIMAL OIL			525	HUIL. DE POISSON, AN. MAR	
	INORGANIC CHEMS. NES	13		13	PROD. CHIM. INORG. NDA	
	ORGANIC CHEMICALS NES	8,673	3	8,676	PROD. CHIM. ORGAN. NDA	
	FERTILIZERS NES	538		538	ENGRAIS CHIMIQUE NDA	
	PLASTIC MATERIALS	40		40	MATIERES PLASTIQUES	
	DYESTUFF, PIGMENT, PAINT	113		115	MAT. COLOR. PIG. PEINTURE	
	CHEM. SPECIALTIES NES	326		332	PROD. CHIM. SPECIAUX NDA	
	GASOLINE	607,078	120,000	727,078	ESSENCE	
	FUEL OIL	1,482,387	74,144	1,556,531	MAZOUT	
	LUBRICATING OIL, GREASE	49		51	HUIL. GRAISSE LUBRIF.	
	PETROL, COAL PROD. NES	2,576	2,450	5,026	DERIVE PETR. CHARB. NDA	
	BARNS AND RODS, STEEL	2		2	BARRES ET TIGES ACIER	
	PLATE & SHEET STEEL	16		16	TOLES, FEUILLES D'ACIER	
	STRUCTURAL SHAPES		373	373	PROFILES DE CONSTRUCT.	
	PIPES, TUBES: IRON, STEEL	21		21	TUYAUX, TUBES: FER, ACIER	
	WIPE	24		24	FIL METALLIQUE	
	COPPER AND ALLOYS			1	CUIVRE ET ALLIAGES	
	NON-FERROUS METALS NES	12		12	METAUX NON-FERREUX NDA	
	METAL FAB. BASIC PROD.	925	33	958	OUVR. DE BASE EN METAL	
	BUILDING BRICK, CLAY	207		207	BRIQ. A BATIR ARGILE	
	BRICKS, TILES NES	10		10	BRIQUES, TUILES NDA	
	CEMENT	101		101	CIMENT	
	CEMENT BASIC PROD.	168		168	OUVR. DE BASE CIMENT	
	NON-MET. MIN. BASIC PROD.	185		185	PROD. MIN. NON-MET. BASE	
	MISC. FABRICATED PROD.	42		42	OUVRAGES DIVERS	
	MACHINERY NES	64	1,136	1,200	MACHINES NDA	
	PASS. AUTOS AND CHASSIS	165	67	232	VOITURES PART., CHASSIS	
	MOTOR VEHICLE ENGINES	8		8	MOTEURS DE VEH. AUTOM.	
	SHIPS, AIRCRAFT, MIS. VEH	36	3	39	NAVIRES, AVIONS, VEH. DIV	
	RUBBER TIRES AND TUBES		1	1	PNEUS, CHAMBRES A AIR	
	EQUIPMENT MISC.	441	12	453	MATERIEL DIVERS	
	PERSONAL, HOUSEHOLD GOODS	125	7	132	ART. PERS. ET MENAGERS	
	CONTAINERS, CLOSURES	698	121	819	CONTENEURS, FERMETURES	
	MISC. END PRODUCTS NES	151	6	157	PRODUITS FINIS DIV. NDA	
	GENERAL CARGO	3,647	323	3,970	MARCHANDISES DIVERSES	
	PORT TOTAL	2,163,303 *	388,908 *	2,552,211 *	TOTAL DU PORT	
	LITTLE NARROWS	GYPSUM	273,806		273,806	GYPSE
		PORT TOTAL	273,806 *		273,806 *	TOTAL DU PORT
	LIVERPOOL	GASOLINE		3,447	3,447	ESSENCE
		FUEL OIL		46,147	46,147	MAZOUT
		PORT TOTAL	*	49,594 *	49,594 *	TOTAL DU PORT
	LUNENBURG	FISH, FRESH OR FROZEN		246	246	POISSON, FRAIS OU CONG.
		FISH, SALTED OR CURED		200	200	POISSON, SALE OU FUME
GASOLINE			3,015	3,015	ESSENCE	
FUEL OIL			3,907	3,907	MAZOUT	
PORT TOTAL	*	7,368 *	7,368 *	TOTAL DU PORT		
MARGARETSVILLE	GASOLINE		20,897	20,897	ESSENCE	
	FUEL OIL		38,410	38,410	MAZOUT	
	PORT TOTAL	*	59,307 *	59,307 *	TOTAL DU PORT	
MULGRAVE	FISH, MARINE ANIMAL OIL	700		700	HUIL. DE POISSON, AN. MAR	
	GASOLINE		23	23	ESSENCE	
	FUEL OIL		1,675	1,675	MAZOUT	
	PORT TOTAL	700 *	1,698 *	2,398 *	TOTAL DU PORT	
NORTH SYDNEY	CATTLE	1,265	7	1,272	BOVINS	
	LIVE ANIMALS, NES	23		23	ANIMAUX VIVANTS, NDA	
	MEAT, FRESH OR FROZEN	17,887	78	17,965	VIANDE, FRAICHE / CONG.	
	MEAT, CURED	497		497	VIANDE FUMEE OU SALEE	
	MEAT AND MEAT PREP. NES	7,923		7,923	VIANDES ET PREP. NDA	
	FISH, FRESH OR FROZEN		4,543	4,543	POISSON, FRAIS OU CONG.	
	FISH, SALTED OR CURED		118	118	POISSON, SALE OU FUME	
	FISH, CANNED	30		30	POISSON EN BOITES	

TABLE 11. CARGOES HANDLED AT CANADIAN PORTS IN COASTWISE SHIPPING.

TABLEAU 11. MARCHANDISES MANUTENTIONNEES DANS LES PORTS CANADIENS, EN CABOTAGE NATIONAL.

PORT PORT	COMMODITY	TONS LOADED TONNES CHARGÉES	TONS UNLOADED TONNES DECHARGÉES	TOTAL TOTAL	MARCHANDISES
NORTH SYDNEY (CONTD. - SUITE)	SHELL FISH,NES	85	248	333	MOLLUSQUES CRUST.,NDA
	BUTTER	697		697	BEURRE
	CHEESE	179		179	FROMAGE
	MILK POWDER	1,120		1,120	LAIT EN POUDRE
	DAIRY PROD.,EGGS,HONEY	3,862	37	3,899	PROD.LAIT.,OEUFs,MIEL
	OATS	270		270	AVOINE
	CEREALS UNMILLED,NES	327		327	CEREALES NON MOUL.,NDA
	CORN MEAL AND FLOUR	331		331	SEMOULE,FARINE DE MAIS
	WHEAT FLOUR	14,915	142	15,057	FARINE DE BLE
	CEREALS MILLED,NES	78		78	CEREALES MOULUES,NDA
	BAKERY PROD.,INC.FROZEN	662		662	PROD.BOUL.,PROD.CONG.
	MACARONI,CEREAL PROD.	445		445	PATES ALIM.PROD.CEREAL
	APPLES	4,052		4,052	POMMES
	BANANAS AND PLANTAINS	1,685		1,685	BANANES ET PLANTAINS
	FRESH FRUITS,BERRIES	4,686		4,686	FRUITS, BAIES FRAIS
	FROZEN FRUITS, BERRIES	4		4	FRUITS, BAIES CONGELES
	DRIED FRUITS	116		116	FRUITS SECS
	FRUIT JUICES	818		818	JUS DE FRUIT
	FRUITS, PREP. CANNED	2,058	32	2,090	FRUITS PREP. EN BOITE
	POTATOES	26,784		26,784	POMMES DE TERRE
	VEGETABLES, FRESH	11,864	20	11,884	LEGUMES, FRAIS
	VEGETABLES, FROZEN	183		183	LEGUMES, CONGELES
	VEGETABLES, DRIED	477		477	LEGUMES, SECS
	VEGETABLE PREP.NES	2,782		2,782	PREP. DE LEGUMES NDA
	SUGAR, NES	14,847		14,847	SUCRE, NDA
	MDLASSES, REFINED	1,287		1,287	MELASSE,RAFFINEE
	SYRUP	47		47	SIRUP
	SUGAR PREPARATIONS	664		664	PREP. A BASE DE SUCRE
	COCOA AND CHOCOLATE	11		11	CACAO ET CHOCOLAT
	COFFEE	30		30	CAFE
	TEA	60		60	THE
	SPICES	58		58	EPICES
	VINEGAR	166		166	VINAIGRE
	MARGARINE	1,025	10	1,035	MARGARINE
	SHORTENING	435		435	GRATISSE CULINAIRE
	LARD	183		183	SAINDOUX
	SAUSAGE SKINS,CASINGS	43		43	BOYAUX A SAUCISSES
	MISC.FOOD PREP.NES	9,946		9,946	DIV.PREP.ALIM.NDA
	HAY,FORAGE,STRAW	2,021		2,021	FOTN,FOURRAGE,PAILLE
	GROUND CEREALS NES	3,060		3,060	CEREALES MOULUES NDA
	FEEDS,VEGETABLE ORIGIN	343		343	PROV.DORIGINE VEGETALE
	FEEDS OF ANIMAL ORIGIN	120	32,410	32,530	PROV.DORIGINE ANIMALE
	CONC.COMPLETE FEEDS	312		312	CONC.,PROV.COMPLETES
	NON-ALCOHOLIC BEVERAGE	491	865	1,356	BOISSONS NON-ALCOOLIQ.
	ALE,BEER,STOUT,PORTER	18		18	ALE,BIERE,STOUT,PORTER
	WINES	12		12	VINS
	DIST.ALCOHOLIC BEV.	105		105	BOISS.ALCOOL.DIST.
	RAW HIDES AND SKINS	1	43	44	PEAUX ET CUIRS BRUT
	CRUDE ANIMAL PROD.NES		49	49	PR.BRUTS ORIG.ANIM.NDA
	SEEDS FOR SOWING NES	12		12	GRAINES DE SEMENCE NDA
	NURSERY, GREENHSE STOCK	22		22	PROD.PEPINIERE,SERRE
	CRUDE VEG.PROD.NES		21	21	PR.BRUTS ORIG.VEG.NDA
	LOGS	230		230	BILLES
	BOLTS,ROUND TIMBER	1,097	45	1,142	BILLOTS,BOIS RONDS
	CRUDE WOOD MTLs. NES	85	75	160	MATIERES BOIS BRUT NDA
WOOL AND ANIMAL HAIR	16		16	LAINE,POILS DANIMAL	
ORES AND CONC.NES		239	239	MINERAIS ET CONC.NDA	
IRON AND STEEL SCRAP	4,635	721	5,356	DECHETS DE FER, D'ACIER	
NON-FERROUS MET.SCRAP	250	300	550	DECHETS METAL.NON FER.	
SLAG,DROSS,BY-PRODUCTS	105		105	POUS.GUEUL.SCOR.PROD.	
COAL,BITUMINOUS	11,809		11,809	CHARBON BITUMINEUX	
ASBESTOS	12		12	AMIANTE	
DOLOMITE	454		454	DOLOMITE	
CLAY MATERIALS NES	321		321	MATIERES ARGIL.NDA	
SAND AND GRAVEL	959		959	SABLE ET GRAVIERS	
LIMESTONE	4,701		4,701	PIERRE CALCAIRE	
CRUSHED STONE	53		53	PIERRE CONCASSEE	
WATER AND ICE	70		70	EAU ET GLACE	
SALT	8,142		8,142	SEL	
SULPHUR IN ORES	72		72	SOUFRE EN MINERAI	
CRUDE NON-MET.MIN.NES	139		139	MIN.NON-MET.BRUTS NDA	
COTTON,TEXTILE WASTE	77		77	DECHETS DE COTON,TEXT.	
WASTE AND SCRAP NES	1,569	1,900	3,469	DECHETS ET REBUTS NDA	
RUBBER FAB.MATERIALS	17	23	40	DEMI-PROD.CAOUTCHOUC	
LUMBER AND TIMBER	30,653	874	31,527	BOIS D'OEUVRE ET CHARP.	
FLOORING	146		146	LAMES POUR PARQUET	
SHINGLES AND SHAKES	317		317	BARDEAUX,BARD.FACADE	
VENEER,PLYWOOD	6,700	464	7,164	PLACAGES,CONTRE-PLAQ.	
COOPERAGE STOCK	112		112	DEMI-PROD.TONNELLERIE	
WOOD FAB.MATERIALS	950		950	DEMI-PRODUITS EN BOIS	
PULP	171		171	PATE	
NEWSPRINT PAPER	34	3,917	3,951	PAPIER JOURNAL	
PAPER NES	799	2,795	3,594	PAPIER NDA	

TABLE 11. CARGOES HANDLED AT CANADIAN PORTS IN COASTWISE SHIPPING.

TABLEAU 11. MARCHANDISES MANUTENTIONNEES DANS LES PORTS CANADIENS, EN CABOTAGE NATIONAL.

PORT PORT	COMMODITY	TONS LOADED TONNES CHARGEES	TONS UNLOADED TONNES DECHARGEES	TOTAL TOTAL	MARCHANDISES	
NORTH SYDNEY (CONTO. - SUITE)	PAPERBOARD	3,141	216	3,357	CARTON	
	BLOG.PAPER AND BOARD	7,172	129	7,301	PLAQ.CONSTR., PAP/CART.	
	WET MACHINE BOARD	112		113	CARTON EN PATE PRESSE	
	TEXTILE FAB.MTL NES	162		162	OUVR.EN MAT.TEXT.NDA	
	ANIMAL OILS,EXC.MARINE	101	72	173	HUIL.ANIM.SAUF AN.MAR.	
	FISH,MARINE ANIMAL OIL		3,767	3,767	HUIL.DE POISSON,AN.MAR	
	VEG.OILS,FATS NES	114		114	HUIL.MAT.GRAS.VEG.NDA	
	OILS,FATS,WAXES NES	197		197	HUIL.MAT.GRAS.CIRE NOA	
	SULPHURIC ACID	25		25	ACIDE SULFURIQUE	
	METALLIC SALTS	817		817	SELS METALLIQUES	
	INORGANIC CHEMS. NES	7,672	2	7,674	PROD.CHIM.INORG.NDA	
	ORGANIC CHEMICALS NES	557		557	PROD.CHIM.ORGAN.NDA	
	EXPLOS., FUSES, CAPS	2,745	18	2,763	EXPLOS.,AMORCES, DET.	
	FERTILIZERS NES	4,482	100	4,582	ENGRAIS CHIMIQUE NDA	
	AGRICULTURAL CHEMICALS	105		105	PROD.CHIM.AGRICOLES	
	PLASTIC MATERIALS	186		186	MATIERES PLASTIQUES	
	DYESTUFF,PIGMENT,PAINT	56		56	MAT.COLOR.PIG.PEINTURE	
	CHEM.SPECIALTIES NES	1,935		1,935	PROD.CHIM.SPECIAUX NDA	
	GASOLINE	118		118	ESSENCE	
	FUEL OIL	605	6,359	6,964	MAZOUT	
	LUBRICATING OIL, GREASE	5,375	62	5,437	HUILE, GRAISSE LUBRIF.	
	COKE	76		76	COKE	
	ASPHALTS, ROAD OILS	658		658	ASPHALTE, BITUME LIQ.	
	COAL TAR, PITCH	73		73	GOUDRON, BRAI OE BOUIL.	
	PETROL, COAL PROD. NES	860	5	865	DERIVE PETR.CHARB.NDA	
	FERRO-ALLOYS	190		190	FERRO-ALLIAGES	
	PRIMARY IRON, STEEL NES	12,200		12,200	FER, ACIER PRIMAIR.NDA	
	CASTINGS, FORGINGS	720		720	MOUL.PIECES FORGEES	
	BAR AND RODS, STEEL	1,532	766	2,298	BARRES ET TIGES ACIER	
	PLATE & SHEET STEEL	5,056	3	5,059	TOLES, FEUILLES ACIER	
	STRUCTURAL SHAPES	5,208	2,833	8,041	PROFILES DE CONSTRUCT.	
	RAILS & TRACK MATERIAL	1,143		1,143	RAILS, MAT.VOIE FERREE	
	PIPES, TUBES: IRON, STEEL	3,688	1	3,689	TUYAUX, TUBES: FER, ACIER	
	WIPE	384	38	422	FIL METALLIQUE	
	ALUMINIUM	1,754	1	1,755	ALUMINIUM	
	COPPER AND ALLOYS	20		20	CUIVRE ET ALLIAGES	
	LEAD AND ALLOYS	51	25	76	PLOMB ET ALLIAGES	
	NICKEL AND ALLOYS	13		13	NICKEL ET ALLIAGES	
	ZINC AND ALLOYS	21		21	ZINC ET ALLIAGES	
	NON-FERROUS METALS NES	26		26	METAUX NON-FERREUX NDA	
	METAL FAB.BASIC PROD.	2,689	604	3,293	OUVR.DE BASE EN METAL	
	BUILDING BRICK, CLAY	2,592		2,592	BRIQ.A BATIR ARGILE	
	CRAIN TILES, PIPES	15		15	TUILES TUY.DE DRAINAGE	
	BRICKS, TILES NES	441		441	BRIQUES, TUILES NDA	
	GLASS BASIC PRODUCTS	197		197	OUVR.DE BASE EN VERRE	
	ASBESTOS BASIC PROD.	130		130	OUVR.DE BASE AMIANTE	
	CEMENT	3,330		3,330	CIMENT	
	CEMENT BASIC PROD.	41		41	OUVR.DE BASE CIMENT	
	LIME	1,167		1,167	CHAUX	
	NON-MET.MIN.BASIC PROD	4,512	619	5,131	PROD.MIN.NON-MET.BASE	
	MISC.FABRICATED PROD.	264		264	OUVRAGES DIVERS	
	TRACTORS	1,399	230	1,629	TRACTEURS	
	MACHINERY NES	4,430	1,052	5,482	MACHINES NDA	
	RAILWAY ROLLING STOCK	1,672	374	2,046	MAT.ROUL.DE CH.DE FER	
	PASS,AUTOS AND CHASSIS	12,675	70	12,745	VOITURES PART., CHASSIS	
	BUSES AND CHASSIS	106		106	AUTOBUS ET CHASSIS	
	TRUCKS AND CHASSIS	6,325	228	6,553	CAMIONS ET CHASSIS	
	MOTOR VEHICLE ENGINES	256	5	261	MOTEURS DE VEH.AUTOM.	
	ROAD MOTOR VEH. NES	640	267	907	VEH.AUTOM.ROUTIERS NDA	
	SHIPS, AIRCRAFT, MIS.VEH	231	22	253	NAVIRES, AVIONS, VEH.DIV	
	RUBBER TIRES AND TUBES	549	55	604	PNEUS, CHAMBRES A AIR	
	EQUIPMENT MISC.	2,714	1,501	4,215	MATERIEL DIVERS	
	PERSONAL, HSEHOLD GOODS	6,776	72	6,848	ART.PERS.ET MENAGERS	
	CONTAINERS, CLOSURES	7,774	1,325	9,099	CONTENEURS, FERMETURES	
	MISC. END PRODUCTS NES	1,019	36	1,055	PRODUITS FINIS DIV.NDA	
	GENERAL CARGO	58,883	17,419	76,302	MARCHANDISES DIVERSES	
	PORT TOTAL	406,297 *	88,252 *	494,549 *	TOTAL DU PORT	
	PARR SBORO	GASOLINE		1,252	1,252	ESSENCE
		FUEL OIL		1,506	1,506	MAZOUT
		PORT TOTAL	*	2,758 *	2,758 *	TOTAL DU PORT
	PICTOU	MEAT, FRESH OR FROZEN	907		907	VIANDE, FRAICHE / CONG.
FISH, FRESH OR FROZEN			391	391	POISSON, FRAIS OU CONG.	
LOBSTER			542	542	HOMARD	
SHELL FISH, NES			13	13	MOLLUSQUES CRUST., NDA	
DAIRY PROD. EGGS, HONEY		78		78	PROD.LAIT., OEUF, MIEL	
VEGETABLES, FRESH		871	9	880	LEGUMES, FRAIS	
COAL, BITUMINOUS		162		162	CHARBON BITUMINEUX	
WASTE AND SCRAP NES			5	5	DECHETS ET REBUTS NDA	
LUMBER AND TIMBER		1,962		1,962	BOIS D'OEUVRE ET CHARP.	
LATH OF WOOD		75		75	LATTES DE BOIS	
BLOG.PAPER AND BOARD		40		40	PLAQ.CONSTR., PAP/CART.	

TABLE 11. CARGOES HANDLED AT CANADIAN PORTS IN COASTWISE SHIPPING.

TABLEAU 11. MARCHANDISES MANUTENTIONNEES DANS LES PORTS CANADIENS, EN CABOTAGE NATIONAL.

PORT PORT	COMMODITY	TONS LOADED TONNES CHARGÉES	TONS UNLOADED TONNES DECHARGÉES	TOTAL TOTAL	MARCHANDISES	
PICTOU (CONTO. - SUITE)	FISH, MARINE ANIMAL OIL		59	59	HUIL. DE POISSON, AN. MAR	
	EXPLOS., FUSES, CAPS	10	8	18	EXPLOS., AMORCES, DET.	
	GASOLINE		1,512	1,512	ESSENCE	
	FUEL OIL		57,287	57,287	MAZOUT	
	METAL FAB. BASIC PROD.	960	263	1,223	OUVR. DE BASE EN METAL	
	BRICKS, TILES NES	1		1	BRIQUES, TUILES NDA	
	CEMENT	213		213	CIMENT	
	MACHINERY NES	4	2	6	MACHINES NDA	
	PASS. AUTOS AND CHASSIS	20	23	43	VOITURES PRT., CHASSIS	
	CONTAINERS, CLOSURES	67		67	CONTENEURS, FERMETURES	
	GENERAL CARGO	3,021	353	3,374	MARCHANDISES DIVERSES	
	PORT TOTAL	8,391 *	60,467 *	68,858 *	TOTAL DU PORT	
	PORT HAWKESBURY	SALT	55		55	SEL
GASOLINE			27,112	27,112	ESSENCE	
FUEL OIL		56,980	50,810	107,790	MAZOUT	
MACHINERY NES		15		15	MACHINES NDA	
PORT TOTAL		57,050 *	77,922 *	134,972 *	TOTAL DU PORT	
PUGWASH	SALT	183,586		183,586	SEL	
	PORT TOTAL	183,586 *	*	183,586 *	TOTAL DU PORT	
SHEET HARBOUR	FUEL OIL		3,625	3,625	MAZOUT	
	PORT TOTAL	*	3,625 *	3,625 *	TOTAL DU PORT	
SHEL BURNIE	FISH, SALTED OR CURED		510	510	POISSON, SALE OU FUME	
	NON-ALCOHOLIC BEVERAGE	1		1	BOISSONS NON-ALCOOLIQ.	
	LUMBER AND TIMBER	58		58	BOIS D'OEUVRE ET CHARP.	
	GASOLINE		6,199	6,199	ESSENCE	
	FUEL OIL		12,401	12,401	MAZOUT	
PORT TOTAL	59 *	19,110 *	19,169 *	TOTAL DU PORT		
SYDNEY	WHEAT FLOUR	1,360		1,360	FARINE DE BLE	
	IRON ORE AND CONC		1,158,177	1,158,177	MINERAL, CONC. DE FER	
	IRON AND STEEL SCRAP		13,152	13,152	DECHETS DE FER, DACIER	
	COAL, BITUMINOUS	899		899	CHARBON BITUMINEUX	
	ORGANIC CHEMICALS NES	6,181		6,181	PROD. CHIM. ORGAN. NDA	
	GASOLINE		75,657	75,657	ESSENCE	
	FUEL OIL	6,453	190,207	196,660	MAZOUT	
	BARNS AND RODS, STEEL	771		771	BARRES ET TIGES ACIER	
	RAILS & TRACK MATERIAL	16,520		16,520	RAILS, MAT. VOIE FERRE	
	CONTAINERS, CLOSURES		24	24	CONTENEURS, FERMETURES	
	PORT TOTAL	32,140 *	1,437,217 *	1,469,357 *	TOTAL DU PORT	
YARMOUTH	FISH, FRESH OR FROZEN		3,398	3,398	POISSON, FRAIS OU CONG.	
	LOBSTER	3	17	20	HOMARD	
	DAIRY PROD., EGGS, HONEY	1	1	2	PROD. LAIT., DEUFS, MIEL	
	COAL, BITUMINOUS	9		15	CHARBON BITUMINEUX	
	GASOLINE	60	4,034	4,094	ESSENCE	
	FUEL OIL	63	24,798	24,861	MAZOUT	
	CONTAINERS, CLOSURES	23	41	64	CONTENEURS, FERMETURES	
	PORT TOTAL	159 *	32,295 *	32,454 *	TOTAL DU PORT	
	NS. - NES/N-E. - NDA	FISH, FRESH OR FROZEN	3,798	6,746	10,544	POISSON, FRAIS OU CONG.
		FISH, SALTED OR CURED	390		390	POISSON, SALE OU FUME
LOBSTER		515	3	518	HOMARD	
DAIRY PROD., EGGS, HONEY		1	1	2	PROD. LAIT., DEUFS, MIEL	
WHEAT FLOUR			10	10	FARINE DE BLE	
FEEDS OF ANIMAL ORIGIN			4,563	4,563	PROV. D'ORIGINE ANIMALE	
COAL, BITUMINOUS			9	9	CHARBON BITUMINEUX	
FISH, MARINE ANIMAL OIL			700	700	HUIL. DE POISSON, AN. MAR	
GASOLINE			6,992	6,992	ESSENCE	
FUEL OIL			19,831	19,831	MAZOUT	
CONTAINERS, CLOSURES		112	23	135	CONTENEURS, FERMETURES	
GENERAL CARGO			100	100	MARCHANDISES DIVERSES	
PORT TOTAL		4,816 *	38,978 *	43,794 *	TOTAL DU PORT	
PROVINCE TOTAL	3,147,058 **	2,319,805 **	5,466,863 **	TOTAL DU PROVINCE		
NEW BRUNSWICK / NOUVEAU-BRUNSWICK BATHURST	GASOLINE		8,392	8,392	ESSENCE	
	FUEL OIL	11,258	28,600	39,858	MAZOUT	
	PORT TOTAL	11,258 *	36,992 *	48,250 *	TOTAL DU PORT	
BELLEDUNE	FERTILIZERS NES	4,456		4,456	ENGRAIS CHIMIQUE NDA	
	PORT TOTAL	4,456 *	*	4,456 *	TOTAL DU PORT	
CAMPBELLTON	GASOLINE		12,867	12,867	ESSENCE	
	FUEL OIL		26,364	26,364	MAZOUT	
	PORT TOTAL	*	39,231 *	39,231 *	TOTAL DU PORT	
CARAQUET	GASOLINE		1,011	1,011	ESSENCE	
	FUEL OIL		2,450	2,450	MAZOUT	
	PORT TOTAL	*	3,461 *	3,461 *	TOTAL DU PORT	

TABLE 11. CARGOES HANDLED AT CANADIAN PORTS IN COASTWISE SHIPPING.

TABLEAU 11. MARCHANDISES MANUTENTIONNEES DANS LES PORTS CANADIENS, EN CABOTAGE NATIONAL.

PORT PORT	COMMODITY	TONS LOADED TONNES CHARGÉES	TONS UNLOADED TONNES DECHARGÉES	TOTAL TOTAL	MARCHANDISES
CHATHAM	GASOLINE		34,745	34,745	ESSENCE
	FUEL OIL	26,700	52,701	79,401	MAZOUT
	PORT TOTAL	26,700 *	87,446 *	114,146 *	TOTAL DU PORT
DALHOUSIE	FUEL OIL		72,470	72,470	MAZOUT
	PORT TOTAL	*	72,470 *	72,470 *	TOTAL DU PORT
GRAND MANAN	LOBSTER	224	681	905	HOWARD
	MISC. FOOD PREP. NES		24	24	DIV. PREP. ALIM. NDA
	GROUND CEREALS NES		4	4	CEREALES MOULUES NDA
	SALT		50	50	SFL
	GASOLINE		1,642	1,642	ESSENCE
	FUEL OIL		6,755	6,755	MAZOUT
	ASPHALTS, ROAD OILS		7	7	ASPHALTE, BITUME LIQD.
	CONTAINERS, CLOSURES		2	2	CONTENEURS, FERMETURES
	GENERAL CARGO	15	60	75	MARCHANDISES DIVERSES
	PORT TOTAL	239 *	9,225 *	9,464 *	TOTAL DU PORT
NEWCASTLE	GASOLINE		72,677	72,677	ESSENCE
	FUEL OIL		145,863	145,863	MAZOUT
	PORT TOTAL	*	218,540 *	218,540 *	TOTAL DU PORT
SAINT JOHN	MEAT AND MEAT PREP. NES	118	31	149	VIANDES ET PREP. NDA
	FISH, FRESH OR FROZEN		826	826	POISSON, FRAIS DU CONG.
	FISH, CANNED	299	23	322	POISSON EN BOITES
	MILK POWDER	79	159	238	LAIT EN POUORE
	DAIRY PROD. EGGS, HONEY	403	15	418	PROD. LAIT., OEUF, MIEL
	OATS	161		161	AVOINE
	WHEAT FLOUR	6,716		6,716	FARINE DE BLE
	FRUIT JUICES	50	1,609	1,659	JUS DE FRUIT
	FRUIT PULP, PUREE		30	30	PULPE DE FRUIT, PUREE
	FRUITS, PREP. CANNED	48	2,579	2,627	FRUITS PREP. EN BOITE
	PEANUTS	142		142	CACAHUETES
	POTATOES	19		19	POMMES DE TERRE
	VEGETABLES, FRESH		20	20	LEGUMES, FRAIS
	VEGETABLES, DRIED	440		440	LEGUMES, SECS
	VEGETABLE PREP. NES	490	558	1,048	PREP. DE LEGUMES NDA
	SUGAR, NES	2,065		2,065	SUCRE, NDA
	SUGAR PREPARATIONS		122	122	PREP. A BASE DE SUCRE
	COCOA AND CHOCOLATE	26	12	38	CACAO ET CHOCOLAT
	COFFEE		17	17	CAFE
	TEA		89	89	THE
	VINEGAR	70		70	VINAIGRE
	MISC. FOOD PREP. NES	208	527	735	DIV. PREP. ALIM. NDA
	HULLS, SCREENINGS, CHAFF	663		663	ECOLURES, CRIBLURES, BAL
	BRAN, SHORTS, MIDDINGS	580		580	SON, ISSUES DE CEREALES
	GROUND CEREALS NES	2,486	31	2,517	CEREALES MOULUES NOA
	SOYA. OIL MEAL, CAKE	224		224	FARINE TOUR. GR. SOYA
	FEEDS, VEGETABLE ORIGIN		20	20	PROV. D'ORIGINE VEGETALE
	FEEDS OF ANIMAL ORIGIN	1,223	875	2,098	PROV. D'ORIGINE ANIMALE
	CONC. COMPLETE FEEDS	125	5	130	CONC., PROV. COMPLETES
	NON-ALCOHOLIC BEVERAGE	170		170	BOISSONS NON-ALCOOLIQ.
	ALE, BEER, STOUT, PORTER	413		413	ALE, BIERE, STOUT, PORTER
	WINES	206		206	VINS
	FERM. ALCOHOLIC BEV.		185	185	BOISS. ALCOOL. FERME.
	TOBACCO NES	10		10	TABACS NDA
	RAW HIDES AND SKINS	46		46	PEAUX ET CUIRS BRUT
	CRUDE ANIMAL PROD. NES	52		52	PR. BRUTS ORIG. ANIM. NDA
	SEEDS FOR SOWING NES	30		30	GRAINES DE SEMENCE NDA
	CRUDE VEG. PROD. NES		101	101	PR. BRUTS ORIG. VEG. NDA
	WOOL AND ANIMAL HAIR	5	26	31	LAIN, POILS DANIMAL
	TEXTILE FIBRES NES	1,915	158	2,073	FIBRES TEXTILES NOA
	NON-FERROUS MET. SCRAP	140		140	DECHETS METAL. NON FER.
	ASBESTOS	31		31	AMIANTE
	SAND AND GRAVEL	105		105	SABLE ET GRAVIERS
	CRUSHED STONE	40		40	PIERRE CONCASSEE
	BARYTES, NATURAL		1,272	1,272	BARYTINE NATURELLE
	FLUORSPAP		220	220	SPATH FLUOR
	PHOSPHATE ROCK	240		240	ROCHE PHOSPHATEE
COTTON, TEXTILE WASTE		24	24	DECHETS DE COTON, TEXT.	
WASTE AND SCRAP NES	31	3,025	3,056	DECHETS ET REBUTS NDA	
RUBBER FAB. MATERIALS		680	680	DEMI-PROD. CAOUTCHOUC	
FLOORING	114		114	LAMES POUR PARQUET	
SHINGLES AND SHAKES	51		51	BARDEAUX, BARD. FACADE	
VENEER, PLYWOOD		259	259	PLACAGES, CONTRE-PLAQ.	
WOOD FAB. MATERIALS	32	18	50	DEMI-PRODUITS EN BOIS	

TABLE 11. CARGOES HANDLED AT CANADIAN PORTS IN COASTWISE SHIPPING.
 TABLEAU 11. MARCHANDISES MANUTENTIONNEES DANS LES PORTS CANADIENS, EN CABOTAGE NATIONAL.

PORT PORT	COMMODITY	TONS LOADED TONNES CHARGÉES	TONS UNLOADED TONNES DECHARGÉES	TOTAL TOTAL	MARCHANDISES		
SAINT JOHN (CONTD. - SUITE)	PULP	312		312	PATE		
	PAPERBOARD	60		60	CARTON		
	BLDG.PAPER AND BOARD	433		433	PLAQ.CONSTR.,PAP/CART.		
	CORDAGE,TWINE,ROPE	19		19	COPDAGE,FICELLE,CORDE		
	JUTE WOVEN FABRICS		84	84	TISSUS DE JUTE		
	TEXTILE FAB.MTL NES	583	733	1,316	OUVR.EN MAT.TEXT.NDA		
	OILS,FATS,WAXES NES	16		16	HUIL.MAT.GRAS.CIRE NDA		
	METALLIC SALTS	505		505	SELS METALLIQUES		
	INORGANIC CHEMS. NES	1,105		1,105	PROD.CHM.INDRG.NDA		
	ORGANIC CHEMICALS NES	33		33	PROD.CHM.ORGAN.NDA		
	FERTILIZERS NES	71		71	ENGRAIS CHIMIQUE NDA		
	SYNTHETIC RUBBER		2,184	2,184	CAOUTCHOUC SYNTHETIQUE		
	PLASTIC MATERIALS	398		398	MATIERES PLASTIQUES		
	GASOLINE	291,513	125,054	416,567	ESSENCE		
	FUEL OIL	576,854	203,867	780,721	MAZOUT		
	LUBRICATING OIL,GREASE	55		55	HUILE,GRASSE LUBRIF.		
	ASPHALTS,ROAD OILS	7		7	ASPHALTE,BITUME LIQD.		
	PLATE & SHEET STEEL	48		48	TOLES,FEUILLES DACIER		
	STRUCTURAL SHAPES		54	54	PROFILES DE CONSTRUCT.		
	RAILS & TRACK MATERIAL		920	920	RAILS,MAT.VOIE FERREE		
	WIRE	45	121	166	FIL METALLIQUE		
	COPPER AND ALLOYS	190		190	CUIVRE ET ALLIAGES		
	LEAD AND ALLOYS	228		228	PLOMB ET ALLIAGES		
	NON-FERROUS METALS NES		40	40	METAUX NON-FERREUX NDA		
	METAL FAB.BASIC PROD.	69	46	115	OUVR.DE BASE EN METAL		
	LIME	795		795	CHAUX		
	NON-MET.MIN.BASIC PROD	70	725	795	PROD.MIN.NON-MET.BASE		
	MISC.FABRICATED PROD.	117	45	162	OUVRAGES DIVERS		
	TRACTORS	44		44	TRACTEURS		
	MACHINERY NES	12	77	89	MACHINES NDA		
	SHIPS,AIRCRAFT,MIS.VEH	26	5	31	NAVIRES,AVIONS,VEH.DIV		
	RUBBER TIRES AND TUBES	139		139	PNEUS, CHAMBRES A AIR		
	EQUIPMENT MISC.	187	31	218	MATERIEL DIVERS		
	PERSONAL,HSEHOLD GOODS	306	165	471	ART.PERS.ET MENAGERS		
	CONTAINERS,CLOSURES	1,302	24	1,326	CONTENEURS,FERMETURES		
	MISC. END PRODUCTS NES	44		44	PRODUITS FINIS DIV.NDA		
	GENERAL CARGO	3,760	1,853	5,613	MARCHANDISES DIVERSES		
	PORT TOTAL	899,612 *	349,544 *	1,249,156 *	TOTAL DU PORT		
	ST. ANDREWS	FISH,CANNED	80	4,668	4,748	POISSON EN BOITES	
		FEEDS OF ANIMAL ORIGIN	50	275	325	PROV.DORIGINE ANIMALE	
		CONC.COMPLET FEEDS		25	25	CONC.,PROV.COMPLETES	
		IRON AND STEEL SCRAP		850	850	DECHETS DE FER, DACIER	
		NON-FERROUS MET.SCRAP		180	180	DECHETS METAL.NON FER.	
		SALT	100		100	SEL	
		PLATE & SHEET STEEL	7,098	365	7,463	TOLES,FEUILLES DACIER	
		PORT TOTAL	7,328 *	6,363 *	13,691 *	TOTAL DU PORT	
		ST. STEPHEN	GASOLINE		5,900	5,900	ESSENCE
			FUEL OIL		144,444	144,444	MAZOUT
PORT TOTAL	*		150,344 *	150,344 *	TOTAL DU PORT		
N.B.-NES/NDA	FISH,CANNED	4,895	307	5,202	POISSON EN BOITES		
	LDBSTER	123	324	447	HOMARD		
	WHEAT		1,000	1,000	BLE		
	POTATOES	2		2	POMMES DE TERRE		
	FEEDS OF ANIMAL ORIGIN	275	50	325	PROV.DORIGINE ANIMALE		
	CONC.COMPLET FEEDS	25		25	CONC.,PROV.COMPLETES		
	IRON AND STEEL SCRAP	870	20	890	DECHETS DE FER, DACIER		
	NON-FERROUS MET.SCRAP	180		180	DECHETS METAL.NON FER.		
	SALT		50	50	SEL		
	GASOLINE		8,751	8,751	ESSENCE		
	FUEL OIL		14,671	14,671	MAZOUT		
	PLATE & SHEET STEEL	365	7,098	7,463	TOLES,FEUILLES DACIER		
	MACHINERY NES	100		100	MACHINES NDA		
	CONTAINERS,CLOSURES	68	35	103	CONTENEURS,FERMETURES		
	GENERAL CARGO	60	15	75	MARCHANDISES DIVERSES		
	PORT TOTAL	6,963 *	32,321 *	39,284 *	TOTAL DU PORT		
	PROVINCE TOTAL	956,556 **	1,005,937 **	1,962,493 **	TOTAL DU PROVINCE		

TABLE 11. CARGOES HANDLED AT CANADIAN PORTS IN COASTWISE SHIPPING.

TABLEAU 11. MARCHANDISES MANUTENTIONNEES DANS LES PORTS CANADIENS, EN CABOTAGE NATIONAL.

PORT	COMMODITY	TONS LOADED TONNES CHARGÉES	TONS UNLOADED TONNES DECHARGÉES	TOTAL TOTAL	MARCHANDISES
QUEBEC / QUEBEC BATE COMEAU	BARLEY	4,933	379,182	384,115	DRGE
	WHEAT		707,069	707,069	BLE
	WHEAT FLOUR		705	705	FARINE DE BLE
	MISC.FOOD PREP.NES	4	489	493	DIV.PREP.ALIM.NDA
	ALE,BEER,STOUT,PORTER		2,206	2,206	ALE,BIERE,STOUT,PORTER
	SEEDS FDP SOWING NES		12,011	12,011	GRAINES DE SEMENCE NDA
	FLAXSEED		54,451	54,451	GRAINE DE LIN
	RAPESEED		32,539	32,539	GRAINE DE COLZA
	PULPWOOD	120,348		120,348	BOIS A PATE
	MANGANESE ORE		105	105	MINERAI DE MANGANESE
	IRON AND STEEL SCRAP	1,018		1,018	DECHETS DE FER, DACIER
	NON-FERROUS MET.SCRAP	1,165		1,165	DECHETS METAL.NON FER.
	COAL,BITUMINOUS		45	45	CHARBON BITUMINEUX
	LIMESTONE		2,140	2,140	PIERRE CALCAIRE
	SALT		500	500	SEL
	WASTE AND SCRAP NES	965		965	DECHETS ET REBUTS NDA
	LUMBER AND TIMBER		44	44	BOIS DOEUVRE ET CHARP.
	PAPER NES	450		450	PAPIER NDA
	BLOG,PAPER AND BOARD	60	537	597	PLAQ.CONSTR.,PAP/CART.
	METALLIC SALTS		660	660	SELS METALLIQUES
	INORGANIC CHEMS. NES		2	2	PROD.CHIM.INDRG.NDA
	ORGANIC CHEMICALS NES		3,968	3,968	PROD.CHIM.ORGAN.NDA
	FERTILIZERS NES		20	20	ENGRAIS CHIMIQUE NDA
	CHEM.SPECIALTIES NES		80	80	PRDD.CHIM.SPECIALIAUX NDA
	GASOLINE		36,628	36,628	ESSENCE
	FUEL OIL		135,221	135,221	MAZOUT
	LUBRICATING OIL,GREASE		24	24	HUILE,GRAISSE LUBRIF.
	COKE		600	600	COKE
	COAL TAR,PITCH		130	130	GUUDRON,BRAI DE BOUIL.
	PETROL,COAL PROD.NES		81	81	DERIVE PETR.,CHARB.NDA
	PIG IRON		165	165	FER EN GUEUSE
	BARNS AND RODS,STEEL		362	362	BARRS ET TIGES ACIER
	STRUCTURAL SHAPES	4	13,486	13,490	PROFILES DE CONSTRUCT.
	PIPES,TUBES:IRON,STEEL		20	20	TUYAUX,TUBES:FER,ACIER
	ALUMINIUM	35,261		35,261	ALUMINIUM
	NON-FERROUS METALS NES	1	15	16	METAUX NON-FERREUX NDA
	METAL FAB.BASIC PROD.		17	17	OUVR.DE BASE EN METAL
	BUILDING BRICK, CLAY		190	190	BRIQ.A BATIR ARGILE
	BRICKS,TILES NES		97	97	BRIQUES,TUILES NDA
	CEMENT		8,605	8,605	CIMENT
NON-MET.MIN.BASIC PRDD		1,038	1,038	PROD.MIN.NON-MET.BASE	
TRACTORS	87		87	TRACTEURS	
MACHINERY NES	699	3,022	3,721	MACHINES NDA	
PASS,AUTOS AND CHASSIS		8	8	VOITURES PART.,CHASSIS	
TRUCKS AND CHASSIS		15	15	CAMIONS ET CHASSIS	
ROAD MOTOR VEH. NES	14		14	VEH.AUTOM.ROUTIERS NDA	
EQUIPMENT MISC.	71	983	1,054	MATERIEL DIVERS	
PERSONAL,HOUSEHOLD GOODS	5		5	ART.PERS.ET MENAGERS	
CONTAINERS,CLOSURES	905	105	1,010	CONTENEURS,FERMETURES	
GENERAL CARGO	5,753	24,323	30,076	MARCHANDISES DIVERSES	
PORT TOTAL	171,743 *	1,421,888 *	1,593,631 *	TOTAL DU PORT	
RELOEIL	EXPLOS., FUSES, CAPS	137		137	EXPLOS.,AMORCES, DET.
	PORT TOTAL	137 *	*	137 *	TOTAL DU PORT
CAP CHAT	PULPWOOD	2,800		2,800	BOIS A PATE
	PORT TOTAL	2,800 *	*	2,800 *	TOTAL DU PORT
CARLETON	LIMESTONE	2,490		2,490	PIERRE CALCAIRE
	PORT TOTAL	2,490 *	*	2,490 *	TOTAL DU PORT
CHANDLER	FUEL OIL		62,771	62,771	MAZOUT
	BAPS AND RODS,STEEL		2,788	2,788	BARRS ET TIGES ACIER
	MACHINERY NES	80		80	MACHINES NDA
	PORT TOTAL	80 *	65,559 *	65,639 *	TOTAL DU PORT
CHICOUTIMI	PULPWOOD	650		650	BOIS A PATE
	STONE,CRUDE NES	925		925	PIERRE BRUTE NDA
	SALT		26,964	26,964	SEL
	LUMBER AND TIMBER	3,849		3,849	BOIS DOEUVRE ET CHARP.
	WOOD FAB.MATERIALS	600		600	DEMI-PRODUITS EN BOIS
	METALLIC SALTS		2,352	2,352	SELS METALLIQUES
	INORGANIC CHEMS. NES	1,367		1,367	PROD.CHIM.INDRG.NDA
	ORGANIC CHEMICALS NES		6,747	6,747	PROD.CHIM.ORGAN.NDA
	GASOLINE	652	204,380	205,032	ESSENCE
	FUEL OIL		338,778	338,778	MAZOUT
	PORT TOTAL	8,043 *	579,221 *	587,264 *	TOTAL DU PORT
FORESTVILLE	BOLTS,ROUND TIMBER		89	89	BILLOTS,BOIS ROUNDS
	PULPWOOD	781,620		781,620	BOIS A PATE
	GASOLINE		13,553	13,553	ESSENCE

TABLE 11. CARGOES HANDLED AT CANADIAN PORTS IN COASTWISE SHIPPING.

TABEAU 11. MARCHANDISES MANUTENTIONNEES DANS LES PORTS CANADIENS, EN CABOTAGE NATIONAL.

PORT PORT	COMMODITY	TONS LOADED TONNES CHARGEES	TONS UNLOADED TONNES DECHARGEES	TOTAL TOTAL	MARCHANDISES	
FORESTVILLE (CONTD. - SUITE)	FUEL OIL		18,232	18,232	MAZOUT	
	MISC.FABRICATED PROD.		6	6	OUVRAGES DIVERS	
	TRACTORS	52		52	TRACTEURS	
	MACHINERY NES	53	20	73	MACHINES NDA	
	EQUIPMENT MISC.		2	2	MATERIEL DIVERS	
	PORT TOTAL	781,725 *	31,902 *	813,627 *	TOTAL DU PORT	
GASPE	COPPER ORE AND CONC.		58,758	58,758	MINERAL, CONC. CUIVRE	
	LUMBER AND TIMBER	15		15	BOIS DOEUVRE ET CHAPP.	
	COOPERAGE STOCK	6		6	DEMI-PROD.TONNELLERIE	
	FISH,MARINE ANIMAL OIL	600		600	HUIL.DE POISSON,AN.MAR	
	ORGANIC CHEMICALS NES		1,925	1,925	PROD.CHIM.ORGAN.NDA	
	GASOLINE		32,328	32,328	ESSENCE	
	FUEL OIL		52,721	52,721	MAZOUT	
	STRUCTURAL SHAPES	20		20	PROFILES DE CONSTRUCT.	
	COPPER AND ALLOYS	811		811	CUIVRE ET ALLIAGES	
	PASS.AUTOS AND CHASSIS	50	6	56	VOITURES PART.,CHASSIS	
	CONTAINERS,CLOSURES	5	74	79	CONTENEURS,FERMETURES	
	GENERAL CARGO	750	11	761	MARCHANDISES DIVERSES	
		PORT TOTAL	2,257 *	145,823 *	148,080 *	TOTAL DU PORT
	GRANDE VALLEE	MEAT,FRESH OR FROZEN		62	62	VIANDE,FRAICHE / CONG.
		WHEAT		3	3	BLE
MISC.FOOD PREP.NES		16		16	DIV.PREP.ALIM.NDA	
PULPWOOD		13,450		13,450	BOIS A PATE	
PIPES,TUBES:IRON,STEEL		7		7	TUYAUX,TUBES:FER,ACIER	
MACHINERY NES		45	46	91	MACHINES NDA	
PASS.AUTOS AND CHASSIS			3	3	VOITURES PART.,CHASSIS	
TRUCKS AND CHASSIS		17		17	CAMIONS ET CHASSIS	
ROAD MOTOR VEH. NES		12	7	19	VEH.AUTOM.POUTIERS NDA	
SHIPS,AIRCRAFT,MIS.VEH			5	5	NAVIRES,AVIONS,VEH.DIV	
RUBBER TIRES AND TUBES	1		1	PNEUS, CHAMBERS A AIR		
EQUIPMENT MISC.	7	3	10	MATERIEL DIVERS		
MISC. END PRODUCTS NES	4		4	PRODUITS FINIS DIV.NDA		
GENERAL CARGO		6	6	MARCHANDISES DIVERSES		
	PORT TOTAL	13,559 *	135 *	13,694 *	TOTAL DU PORT	
GRINDSTONE	CATTLE	142		142	BOVINS	
	MEAT,FRESH OR FROZEN		1,893	1,893	VIANDE,FRAICHE / CONG.	
	FISH,FRESH OR FROZEN	1,384		1,384	POISSON,FRAIS OU CONG.	
	FISH,SALTED OR CURED	1,027		1,027	POISSON,SALE OU FUME	
	LOBSTER	471		471	HOMARD	
	SHELL FISH,NES	13		13	MOLLUSQUES CRUST.,NDA	
	DAIRY PROD.EGGS,HONEY		242	242	PROD.LAIT.,OEUF,MIEL	
	CORN MEAL AND FLOUR		30	30	SEMOULE,FARINE DE MAIS	
	FRESH FRUITS,BERRIES		20	20	FRUITS, BAIES FRAIS	
	FRUITS, PREP. CANNED		98	98	FRUITS PREP. EN BOITE	
	POTATOES		266	266	POMMES DE TERRE	
	VEGETABLES, FRESH	9	1,685	1,694	LEGUMES, FRAIS	
	VEGETABLE PREP.NES		65	65	PREP. DE LEGUMES NDA	
	SUGAR, NES		136	136	SUCRE, NDA	
	MISC.FOOD PREP.NES		967	967	DIV.PREP.ALIM.NDA	
	GROUND CEPEALS NES		1,848	1,848	CEREALES MOULUES NDA	
	FEEDS OF ANIMAL ORIGIN	2,300		2,300	PROD.DORIGINE ANIMALE	
	ALE, BEER, STOUT, PORTER		1,052	1,052	ALE, BIERE, STOUT, PORTER	
	DIST.ALCOHOLIC BEV.		23	23	BOISS.ALCOOL.DIST.	
	CRUDE WOOD MTLs. NES		1,018	1,018	MATIERES BOIS BRUT NDA	
	COAL,BITUMINOUS		162	162	CHARBON BITUMINEUX	
	CLAY MATERIALS NES		50	50	MATIERES ARGIL.NDA	
	LIMESTONE		350	350	PIERRE CALCAIRE	
	SALT		264	264	SEL	
	WASTE AND SCRAP NES	5	145	150	DECHETS ET REBUTS NDA	
	LUMBER AND TIMBER		3,608	3,608	BOIS DOEUVRE ET CHARP.	
	LATH OF WOOD		75	75	LATTES DE BOIS	
	VENEER,PLYWOOD		64	64	PLACAGES,CONTRE-PLAQ.	
	COOPERAGE STOCK		20	20	DEMI-PROD.TONNELLERIE	
	WOOD FAB.MATERIALS		61	61	DEMI-PRODUITS EN BOIS	
	BLDG.PAPER AND BOARD		1,650	1,650	PLAQ.CONSTR.,PAP/CART.	
	CORDAGE,TWINE,ROPE	1	10	11	CORDAGE,FICELLE,CORDE	
	FISH,MARINE ANIMAL OIL	413		413	HUIL.DE POISSON,AN.MAR	
	METALLIC SALTS		50	50	SELS METALLIQUES	
	ORGANIC CHEMICALS NES		32	32	PROD.CHIM.ORGAN.NDA	
EXPLOS., FUSES, CAPS	8	18	18	EXPLOS., AMORCES, DET.		
FERTILIZERS NES		123	123	ENGRAIS CHIMIQUE NDA		
GASOLINE		7,004	7,044	ESSENCE		
FUEL OIL		29,800	29,800	MAZOUT		
LUBRICATING OIL,GREASE		153	153	HUILE,GRAISSE LUBRIF.		
ASPHALTS,ROAD OILS		467	467	ASPHALTE,BITUME LIQ.		
COAL TAR,PITCH		569	569	GOUDRON,BRAI DE BOUIL.		
PETROL,COAL PROD.NES		19	19	DERIVE PETR.CHARR.NDA		

TABLE 11. CARGOES HANDLED AT CANADIAN PORTS IN COASTWISE SHIPPING.

TABLEAU 11. MARCHANDISES MANUTENTIONNEES DANS LES PORTS CANADIENS, EN CABOTAGE NATIONAL.

PORT	COMMODITY	TONS LOADED TONNES CHARGÉES	TONS UNLOADED TONNES DECHARGÉES	TOTAL TOTAL	MARCHANDISES
GRINOSTONE (CONTD. - SUITE)	BARS AND RODS, STEEL		659	659	BARRES ET TIGES ACIER
	STRUCTURAL SHAPES		622	622	PROFILES DE CONSTRUCT.
	PIPES, TUBES: IRON, STEEL		441	441	TUYAUX, TUBES: FER, ACIER
	WIRE		63	63	FIL METALLIQUE
	METAL FAB. BASIC PROD.	324	2,284	2,608	OUVR. DE BASE EN METAL
	BRICKS, TILES NES		18	18	BRIQUES, TUILES NDA
	CEMENT		10,323	10,323	CIMENT
	CEMENT BASIC PROD.		80	80	OUVR. DE BASE CIMENT
	NON-MET. MIN. BASIC PROD		57	57	PROD. MIN. NON-MET. BASE
	TRACTORS	48	92	140	TRACTEURS
	MACHINERY NES	421	1,949	2,370	MACHINES NDA
	PASS. AUTOS AND CHASSIS	33	126	159	VOITURES PART., CHASSIS
	TRUCKS AND CHASSIS	28	57	85	CAMIONS ET CHASSIS
	MOTOR VEHICLE ENGINES		6	6	MOTEURS DE VEH. AUTOM.
	ROAD MOTOR VEH. NES	41	81	122	VEH. AUTOM. ROUTIERS NDA
	SHIPS, AIRCRAFT, MIS. VEH		28	28	NAVIRES, AVIONS, VEH. DIV
	EQUIPMENT MISC.		553	553	MATERIEL DIVERS
	CONTAINERS, CLOSURES	24	208	232	CONTENEURS, FERMETURES
	MISC. END PRODUCTS NES	4	101	105	PRODUITS FINIS DIV. NDA
	GENERAL CARGO	1,551	9,707	11,258	MARCHANDISES DIVERSES
PORT TOTAL	8,247 *	81,524 *	89,771 *	TOTAL DU PORT	
HAVRE ST. PIERRE	FISH, FRESH OR FROZEN	12		12	POISSON, FRAIS OU CONG.
	POTATOES		250	250	POMMES DE TERRE
	VEGETABLES, FRESH		21	21	LEGUMES, FRAIS
	MISC. FOOD PREP. NES	1	759	760	DIV. PREP. ALIM. NDA
	FEEDS OF ANIMAL ORIGIN	74		74	PROD. D'ORIGINE ANIMALE
	TITANIUM CRE	2,311,904		2,311,904	MINERAI DE TITANE
	BLDG. PAPER AND BOARD	5	203	208	PLAQ. CONSTR., PAP/CART.
	EXPLOS., FUSES, CAPS		208	208	EXPLOS., AMORCES, DET.
	GASOLINE		1,419	1,419	ESSENCE
	FUEL OIL		12,186	12,186	MAZOUT
	LUBRICATING OIL, GREASE		53	53	HUILE, GRAISSE LUBRIF.
	PETROL, COAL PROD. NES		336	336	DERIVE PETR. CHARB. NDA
	RAILS & TRACK MATERIAL		111	111	RAILS, MAT. VOIE FERREE
	METAL FAB. BASIC PROD.	20		20	OUVR. DE BASE EN METAL
	MACHINERY NES	114	608	722	MACHINES NDA
	PASS. AUTOS AND CHASSIS	11	10	21	VOITURES PART., CHASSIS
	TRUCKS AND CHASSIS		19	19	CAMIONS ET CHASSIS
	ROAD MOTOR VEH. NES		14	14	VEH. AUTOM. ROUTIERS NDA
	EQUIPMENT MISC.	22		22	MATERIEL DIVERS
	PERSONAL, HSEHOLD GOODS	2		2	ART. PERS. ET MENAGERS
CONTAINERS, CLOSURES	305	5	310	CONTENEURS, FERMETURES	
GENERAL CARGO	273	1,106	1,379	MARCHANDISES DIVERSES	
PORT TOTAL	2,312,743 *	17,308 *	2,330,051 *	TOTAL DU PORT	
LES ESCOUMINS	PULPWOOD	144,705		144,705	BOIS A PATE
	METALLIC SALTS		122	122	SELS METALLIQUES
PORT TOTAL	144,705 *	122 *	144,827 *	TOTAL DU PORT	
MATANE	BOLTS, ROUND TIMBER		109	109	BILLOTS, BOIS RONDS
	PULPWOOD	20,821		20,821	BOIS A PATE
	METALLIC SALTS		850	850	SELS METALLIQUES
	GASOLINE		5,991	5,991	ESSENCE
	FUEL OIL		26,040	26,040	MAZOUT
	MACHINERY NES	200		200	MACHINES NDA
PORT TOTAL	21,021 *	32,990 *	54,011 *	TOTAL DU PORT	
MONT LOUIS	PULPWOOD	17,770		17,770	BOIS A PATE
	LUMBER AND TIMBER	14,525		14,525	BOIS D'OEUVRE ET CHARP.
	FERTILIZERS NES		2	2	ENGRAIS CHIMIQUE NDA
	CASTINGS, FORGINGS		420	420	MOUL. PIECES FORGEES
	BARS AND RODS, STEEL		512	512	BARRES ET TIGES ACIER
	COPPER AND ALLOYS	736		736	CUIVRE ET ALLIAGES
PORT TOTAL	33,031 *	934 *	33,965 *	TOTAL DU PORT	
MONTREAL	MEAT, FRESH OR FROZEN	2,636	549	3,185	VIANDE, FRAICHE / CONG.
	MEAT AND MEAT PREP. NES	2,504	50	2,554	VIANDES ET PREP. NDA
	FISH, FRESH OR FROZEN	82	1,600	1,682	POISSON, FRAIS OU CONG.
	FISH, SALTED OR CURED		877	877	POISSON, SALE OU FUME
	FISH, CANNED		24	24	POISSON EN BOITES
	SHELL FISH, NES	7	1	8	MOLLUSQUES CRUST., NDA
	MILK POWDER	432		432	LAIT EN POUORE
	DAIRY PROD. EGGS, HONEY	222	59	281	PROD. LAIT., OEUFS, MIEL
	BARLEY		1,281,577	1,281,577	ORGE
	CORN		17,028	17,028	MAIS
	DATS		73,740	73,740	AVOINE
	RYE		15,801	15,801	SEIGLE
	WHEAT		2,209,708	2,209,708	BLE
	CEREALS UNMILLED, NES	76	708	784	CEREALES NON MOUL., NDA
	CORN MEAL AND FLOUR	30		30	SEMOULE, FARINE DE MAIS
	MALT AND MALT FLOUR		17,797	17,797	MALT ET FARINE DE MALT

TABLE 11. CARGOES HANDLED AT CANADIAN PORTS IN COASTWISE SHIPPING.

TABLEAU 11. MARCHANDISES MANUTENTIONNEES DANS LES PORTS CANADIENS, EN CABOTAGE NATIONAL.

PORT PORT	COMMODITY	TONS LOADED TONNES CHARGÉES	TONS UNLOADED TONNES DECHARGÉES	TOTAL TOTAL	MARCHANDISES
MONTREAL (CONTD. - SUITE)	WHEAT FLOUR	2,138	598	2,736	FARINE DE BLE
	CEREALS MILLED, NES	29		29	CEREALES MOULUES, NDA
	BAKERY PROD. INC. FROZEN	4		4	PROD. BOUL., PROD. CONG.
	MACARONI, CEREAL PROD.	863		863	PATES ALIM. PROD. CEREAL
	FRESH FRUITS, BERRIES	77		77	FRUITS, BAIES FRAIS
	FROZEN FRUITS, BERRIES	836	40	876	FRUITS, BAIES CONGÉLÉS
	DRIED FRUITS	3,285		3,285	FRUITS SECS
	FRUIT JUICES	43		43	JUS DE FRUIT
	FRUIT, PRES. NOT CANNED	59		59	CONS. FRUITS NON BOITE
	FRUITS, PREP. CANNED	8,585		8,585	FRUITS PREP. EN BOITE
	PEANUTS	339		339	CACAHUETES
	NUTS, EXC. DIL NUTS NES	1,714		1,714	NOIX, SAUF OLEAG. NDA
	VEGETABLES, FRESH	7		7	LEGUMES, FRAIS
	VEGETABLES, FROZEN	1,451	166	1,617	LEGUMES, CONGÉLÉS
	VEGETABLES, DRIED	10		10	LEGUMES, SECS
	VEGETABLE PREP. NES	15,243	16	15,259	PREP. DE LEGUMES NDA
	SUGAR, NES	526		526	SUCRE, NDA
	SUGAR PREPARATIONS	62		62	PREP. A BASE DE SUCRE
	COCOA AND CHOCOLATE	1,507		1,507	CACAO ET CHOCOLAT
	COFFEE	1,483		1,483	CAFE
	TEA	1,532		1,532	THE
	SPICES	168		168	ÉPICES
	MARGARINE			39	MARGARINE
	MISC. FOOD PREP. NES	54,427	18,821	73,248	DIV. PREP. ALIM. NDA
	HAY, FORAGE, STRAW	14		14	FOIN, FOURPAGE, PAILLE
	HULLS, SCREENINGS, CHAFF		8,436	8,436	ÉCROURES, CRIBLURES, BAL
	GROUND CEREALS NES	15,544	1,163	16,707	CEREALES MOULUES NDA
	FEEDS OF ANIMAL ORIGIN		2,647	2,647	PROV. D'ORIGINE ANIMALE
	NON-ALCOHOLIC BEVERAGE	1,368		1,368	BOISSONS NON-ALCOOLIQ.
	ALE, BEER, STOUT, PORTER	6,711	60	6,771	ALE, BIÈRE, STOUT, PORTER
	WINES	276		276	VINS
	DIST. ALCOHOLIC BEV.	1,843	4,162	6,005	BOISS. ALCOOL. DIST.
	TBACCO NES		769	769	TABACS NDA
	RAW HIDES AND SKINS	9	330	339	PEAUX ET CUIRS BRUT
	CRUDE ANIMAL PROD. NES	420		420	PR. BRUTS ORIG. ANIM. NDA
	SEEDS FOR SOWING NES	2		2	GRAINES DE SEMENCE NDA
	FLAXSEED		24,388	24,388	GRAINE DE LIN
	RAPESEED		16,872	16,872	GRAINE DE COLZA
	SOYA BEANS	7,384	15,265	22,649	GRAINE DE SOYA
	RUBBER, ALLIED GUMS, NAT	64		64	CAOUTCHOUC GOMMES NAT.
	CRUDE VEG. PROD. NES	196		196	PR. BRUTS ORIG. VEG. NDA
	BOLTS, ROUND TIMBER	509	77	586	BILLOTS, BOIS ROUNDS
	PULPWOOD		400	400	BOIS A PATE
	CRUDE WOOD MTL. NES	116		116	MATIERES BOIS BRUT NDA
	WOOL AND ANIMAL HAIR	588		588	LAINES, POILS DANIMAL
	TEXTILE FIBRES NES	723		723	FIBRES TEXTILES NDA
	IRON ORE AND CONC	85		85	MINÉRAI, CONC. DE FER
	MANGANESE ORE	20,899		20,899	MINÉRAI DE MANGANESE
	SLAG, DROSS, BY-PRODUCTS	5,211	1,028	6,239	POUS, GUEUL, SCOR. PROD.
	IRON AND STEEL SCRAP		1,318	1,318	DECHETS DE FER, D'ACIER
	NON-FERROUS MET. SCRAP		540	540	DECHETS METAL. NON FER.
	COAL, BITUMINOUS	45	3,332	3,377	CHARBON BITUMINEUX
	CRUDE PETROLEUM	6,144		6,144	PÉTROLE BRUT
	ASBESTOS	3,499	509	4,008	AMIANTE
	CHINA CLAY	17		17	KAOLIN
CLAY MATERIALS NES	50		50	MATIERES ARGIL. NDA	
SAND AND GRAVEL	574		574	SABLE ET GRAVIERS	
STONE, CRUDE NES	110	57	167	PIERRE BRUTE NDA	
GYP SUM		263,929	263,929	GYPSE	
SALT	25	268,152	268,177	SEL	
CRUDE NON-MET. MIN. NES	15	15	30	MIN. NON-MET. BRUTS NDA	
COTTON, TEXTILE WASTE	180	108	288	DECHETS DE COTON, TEXT.	
WASTE AND SCRAP NES	35	7,407	7,442	DECHETS ET REBUTS NDA	
LEATHER	28	279	307	CUIR	
RUBBER FAB. MATERIALS	7,204		7,204	DEMI-PROD. CAOUTCHOUC	
LUMBER AND TIMBER	13,504	10,348	23,852	BOIS D'OEUVRE ET CHARP.	
RAILWAY TIES	1,666		1,666	TRAVERSES DE CH. FER	
SHINGLES AND SHAKES	126		126	BARDEAUX, BARD. FACADE	
VENEER, PLYWOOD	2,295	456	2,751	PLACAGES, CONTRE-PLAQUE	
WOOD FAB. MATERIALS	82		82	DEMI-PRODUITS EN BOIS	
NEWSPRINT PAPER	180		180	PAPIER JOURNAL	
PAPER NES	1,797	2,182	3,979	PAPIER NDA	
PAPERBOARD	8,973	13,929	22,902	CARTON	
BLDG. PAPER AND BOARD	27,708	1,314	29,022	PLAQ. CONSTR., PAP/CART.	
WET MACHINE BOARD	1,540	237	1,777	CARTON EN PATE PRESSE	
CORDAGE, TWINE, RDPE		137	137	CORDAGE, FICELLE, CORDE	
JUTE WOVEN FABRICS	970		970	TISSUS DE JUTE	
TEXTILE FAB. MTL NES	13,622		13,622	OUVR. EN MAT. TEXT. NDA	
ANIMAL OILS, EXC. MARINE		1,111	1,111	HUIL. ANIM. SAUF AN. MAR.	
FISH, MARINE ANIMAL OIL		777	777	HUIL. DE POISSON, AN. MAR.	
VEG. OILS, FATS NES	3,563	136	3,699	HUIL. MAT. GRAS. VEG. NDA	
OILS, FATS, WAXES NES		81	81	HUIL. MAT. GRAS. CIRE NDA	

TABLE 11. CARGOES HANDLED AT CANADIAN PORTS IN COASTWISE SHIPPING.

TABLEAU 11. MARCHANDISES MANUTENTIONNEES DANS LES PORTS CANADIENS, EN CABOTAGE NATIONAL.

PORT	COMMODITY	TONS LOADED TONNES CHARGÉES	TONS UNLOADED TONNES DECHARGÉES	TOTAL TOTAL	MARCHANDISES	
MONTREAL (CONTD. - SUITE)	METALLIC SALTS	3,839	13,823	18,662	SELS METALLIQUES	
	INORGANIC CHEMS. NES	18,586	4,793	23,379	PROD. CHIM. INORG. NDA	
	ORGANIC CHEMICALS NES	23,626	7,135	30,761	PROD. CHIM. ORGAN. NDA	
	FERTILIZERS NES	351	53	404	ENGRAIS CHIMIQUE NDA	
	AGRICULTURAL CHEMICALS	136		136	PROD. CHIM. AGRICOLES	
	SYNTHETIC RUBBER	946	5,398	6,344	CAOUTCHOUC SYNTHETIQUE	
	PLASTIC MATERIALS	1,290	2,989	4,279	MATIERES PLASTIQUES	
	DYESTUFF, PIGMENT, PAINT	3,515	128	3,643	MAT. COLOR. PIG. PEINTURE	
	CHEM. SPECIALTIES NES	4,861	1,694	6,555	PROD. CHIM. SPECIAUX NDA	
	GASOLINE	1,437,123	55,583	1,492,706	ESSENCE	
	FUEL OIL	4,069,987	148,789	4,218,776	MAZOUT	
	LUBRICATING OIL, GREASE	138,825	18,511	157,336	HUILE, GRAISSE LUBRIF.	
	COKE		8,272	8,272	COKE	
	ASPHALTS, ROAD OILS	3,856		3,856	ASPHALTE, BITUME LIQD.	
	COAL TAR, PITCH	699	34	733	GOUDRON, BRAI DE BOUIL.	
	PETROL, COAL PROD. NES	60,016	20,237	80,253	DETRITE PETR. CHARB. NDA	
	FERRO-ALLOYS	1,293	58	1,351	FERRO-ALLIAGES	
	PIG IRON	75		75	FER EN GUEUSE	
	PRIMARY IRON, STEEL NES	1,320		1,320	FER, ACIER PRIMAIR. NDA	
	CASTINGS, FORGINGS	146	122	268	MOUL. PIECES FORGEES	
	BAR AND RODS, STEEL	1,290	17,226	18,516	BARRES ET TIGES ACIER	
	PLATE & SHEET STEEL	5,611	129,159	134,770	TOLES, FEUILLES DACIER	
	STRUCTURAL SHAPES	78,442	4,015	82,457	PROFILES DE CONSTRUCT.	
	RAILS & TRACK MATERIAL	400	635	1,035	RAILS, MAT. VOIE FERREE	
	PIPES, TUBES: IRON, STEEL	3,746	5,280	9,026	TUYAUX, TUBES: FER, ACIER	
	WIRE	2,432	3,709	6,141	FIL METALLIQUE	
	ALUMINIUM	716	1,637	2,353	ALUMINIUM	
	COPPER AND ALLOYS	73	2,762	2,835	CUIVRE ET ALLIAGES	
	LEAD AND ALLOYS	83		83	PLOMB ET ALLIAGES	
	ZINC AND ALLOYS	782	8	790	ZINC ET ALLIAGES	
	NON-FERROUS METALS NES	11,030	3	11,033	METAUX NON-FERREUX NDA	
	METAL FAB. BASIC PROD.	21,015	5,253	26,268	OUVR. DE BASE EN METAL	
	BUILDING BRICK, CLAY	178		178	BRIQ. A BATIR ARGILE	
	DRAIN TILES, PIPES		229	229	TUILES TUY. DE DRAINAGE	
	BRICKS, TILES NES	394	223	617	BRIQUES, TUILES NDA	
	GLASS BASIC PRODUCTS	5,543	906	6,449	OUVR. DE BASE EN VERRE	
	ASBESTOS BASIC PROD.	421		421	OUVR. DE BASE AMIANTE	
	CEMENT	83,713		83,713	CIMENT	
	CEMENT BASIC PROD.	2,308	29	2,337	OUVR. DE BASE CIMENT	
	LIME	222		222	CHAUX	
	NON-MET. MIN. BASIC PROD	1,777	1,540	3,317	PROD. MIN. NON-MET. BASE	
	MISC. FABRICATED PROD.	182	510	692	OUVRAGES DIVERS	
	TRACTORS	1,171	256	1,427	TRACTEURS	
	MACHINERY NES	32,045	7,352	39,397	MACHINES NDA	
	RAILWAY ROLLING STOCK	2,380	1,630	4,010	MAT. ROUL. DE CH. DE FER	
	PASS. AUTOS AND CHASSIS	262	321	583	VOITURES PART., CHASSIS	
	BUSES AND CHASSIS	30		30	AUTOBUS ET CHASSIS	
	TRUCKS AND CHASSIS	889	159	1,048	CAMIONS ET CHASSIS	
	MOTDR VEHICLE ENGINES	111	14,026	14,137	MOTEURS DE VEH. AUTOM.	
	ROAD MOTOR VEH. NES	743	280	1,023	VEH. AUTOM. ROUTIERS NDA	
	SHIPS, AIRCRAFT, MIS. VEH	115	48	163	NAVIRES, AVIONS, VEH. DIV	
	RUBBER TIRES AND TUBES	609	49	658	PNEUS, CHAMBRES A AIR	
	EQUIPMENT MISC.	27,186	1,055	28,241	MATERIEL DIVERS	
	PERSONAL, HSEHOLD GOODS	886	458	1,344	ART. PERS. ET MENAGER	
	CONTAINERS, CLOSURES	4,404	5,961	10,365	CONTENEURS, FERMETURES	
	MISC. END PRODUCTS NES	7,833	436	8,269	PRODUITS FINIS DIV. NDA	
	GENERAL CARGO	35,034	10,300	45,334	MARCHANDISES DIVERSES	
	PORT TOTAL	6,362,037 *	4,794,224 *	11,156,261 *	TOTAL DU PORT	
	CONTRECOEUR	RAW SUGAR	4,064		4,064	SUCRE BRUT
		SUGAR, NES	8,332		8,332	SUCRE, NDA
		MISC. FOOD PREP. NES		30	30	DIV. PREP. ALIM. NDA
		MANGANESE ORE	100,793		100,793	MINERAL DE MANGANESE
		ORES AND CONC. NES	18,870		18,870	MINERALS ET CONC. NDA
		FUEL OIL		5,049	5,049	MAZOUT
COKE			58,895	58,895	COKE	
PORT TOTAL		132,059 *	63,974 *	196,033 *	TOTAL DU PORT	
VARENNES	FUEL OIL		128,406	128,406	MAZOUT	
	PORT TOTAL	*	128,406 *	128,406 *	TOTAL DU PORT	
NEW RICHMOND	FUEL OIL		13,965	13,965	MAZOUT	
	PORT TOTAL	*	13,965 *	13,965 *	TOTAL DU PORT	

TABLE 11. CARGOES HANDLED AT CANADIAN PORTS IN COASTWISE SHIPPING.

TABLEAU 11. MARCHANDISES MANUTENTIONNEES DANS LES PORTS CANADIENS, EN CABOTAGE NATIONAL.

PORT PORT	COMMODITY	TONS LOADED TONNES CHARGEES	TONS UNLOADED TONNES DECHARGEES	TOTAL TOTAL	MARCHANDISES
PENTECOTE	PULPWOOD PORT TOTAL	4,850 4,850 *	*	4,850 4,850 *	BOIS A PATE TOTAL DU PORT
POINT AU PIC	CATTLE MISC.FOOD PREP.NES CRUDE WOOD MTLs. NES METALLIC SALTS ORGANIC CHEMICALS NES EXPLOS., FUSES, CAPS CHEM.SPECIALTIES NES PIG IRON STRUCTURAL SHAPES RAILS & TRACK MATERIAL ALUMINIUM NON-FERROUS METALS NES METAL FAB.BASIC PROD. BUILDING BRICK, CLAY BRICKS,TILES NES NON-MET.MIN.BASIC PROD MACHINERY NES EQUIPMENT MISC. PERSONAL,HSEHOLD GOODS CONTAINERS,CLOSURES GENERAL CARGO PORT TOTAL	200 150 400 60 1,076 80 90 550 250 1,086 15 736 190 35 50 700 100 80 2,007 7,855 *	142 240 22,761 33 5 23,181 *	142 200 150 640 60 1,076 80 90 550 250 23,847 15 736 190 35 50 733 100 5 80 2,007 31,036 *	BOVINS DIV.PREP.ALIM.NDA MATIERES BOIS BRUT NDA SELS METALLIQUES PROD.CHIM.ORGAN.NDA EXPLOS.,AMORCES, OET. PROD.CHIM.SPECIAUX NDA FER FN GUEUSE PROFILES DE CONSTRUCT. PAIS.MAT.VOIE FERREE ALUMINIUM METAUX NON-FERREUX NDA OUVR.DE BASE EN METAL BRIQ.A BATIR ARGILE BRIQUES,TUILES NDA PROD.MIN.NON-MET.BASE MACHINES NDA MATERIEL DIVERS ART.PERS.ET MENAGERS CONTENEURS,FERMETURES MARCHANDISES DIVERSES TOTAL DU PORT
PORT ALFRED	PULPWOOD FLUORSPAR SALT METALLIC SALTS ALUMINIUM CEMENT SHIPS,AIRCRAFT,MIS.VEH CONTAINERS,CLOSURES PORT TOTAL	 1,617 3,942 2,765 44 7 8,375 *	220,500 160,077 78,276 500 459,353 *	220,500 160,077 78,276 2,117 3,942 2,765 44 7 467,728 *	BOIS A PATE SPATH FLUOR SEL SELS METALLIQUES ALUMINIUM CEMENT NAVIRES,AVIONS,VEH.DIV CONTENEURS,FERMETURES TOTAL DU PORT
PORT CARTIER	BARLEY OATS RYE WHEAT FLAXSEED SOYA BEANS IRON ORE AND CONC IRON AND STEEL SCRAP METALLIC SALTS ORGANIC CHEMICALS NES GASOLINE FUEL OIL RAILS & TRACK MATERIAL MACHINERY NES RAILWAY ROLLING STOCK GENERAL CARGO PORT TOTAL	 7,201 682 10,166 84 1,100 19,233 *	374,372 7,945 3,216 1,314,018 31,498 17,041 1,004 4,841 886 15,032 400 460 3,442 1,774,155 *	374,372 7,945 3,216 1,314,018 31,498 17,041 7,201 682 1,004 4,841 886 25,198 400 84 1,560 3,442 1,793,388 *	ORGE AVOINE SEIGLE BLE GRAINE DE LIN GRAINE DE SOYA MINERAI,CONC.DE FER DECHETS DE FER, ACIER SELS METALLIQUES PROD.CHIM.ORGAN.NDA ESSENCE MAZOUT RAILS,MAT.VOIE FERREE MACHINES NDA MAT.ROUL.DE CH.DE FER MARCHANDISES DIVERSES TOTAL DU PORT
PORT MENIER	MEAT,FRESH OR FROZEN WHEAT MISC.FOOD PREP.NES HULLS,SCREENINGS,CHAFF NON-ALCOHOLIC BEVERAGE ALE,BEER,STOUT,PORTER DIST.ALCOHOLIC BEV. RAW HIDES AND SKINS PULPWOOD VENEER,PLYWOOD BLDG.PAPER AND BOARD TEXTILE FAB.MTL NES INORGANIC CHEMS. NES ORGANIC CHEMICALS NES GASOLINE FUEL OIL LUBRICATING OIL,GREASE PETROL.COAL PROD.NES PLATE & SHEET STEEL STRUCTURAL SHAPES PIPES,TUBES:IRON,STEEL METAL FAB.BASIC PROD. CEMENT MISC.FABRICATED PROD. TRACTORS MACHINERY NES PASS.AUTOS AND CHASSIS TRUCKS AND CHASSIS MOTOR VEHICLE ENGINES	79 3 4 1 2 23 17 2 156,210 12 27 3 15 101 1,574 1,931 87 44 2 24 43 83 120 6 23 647 19 39	209 1 2 23 17 192 1,574 1,931 87 44 2 24 174 83 120 52 835 3 115 54	79 3 213 1 2 23 17 2 156,210 12 27 3 15 293 1,574 1,931 87 44 2 24 217 83 120 6 75 1,482 22 154 54	VIANDE,FRAICHE / CONG. BLE DIV.PREP.ALIM.NDA ECOLURES,CRIBLURES,BAL BOISSONS NON-ALCOOLIQ. ALE,BIERE,STOUT,PORTER BOISS.ALCOOL.DIST. PEAUX ET CUIRS BRUT BOIS A PATE PLACAGES,CONTRE-PLAQ. PLAQ.CONSTR.,PAP/CART. OUVR.EN MAT.TEXT.NDA PROD.CHIM.INORG.NDA PROD.CHIM.ORGAN.NDA ESSENCE MAZOUT HUILE,GRAISSE LUBRIF. DERIVE PETR.CHARB.NDA TOLES,FEUILLES D'ACIER PROFILES DE CONSTRUCT. TUYAUX,TUBES:FER,ACIER OUVR.DE BASE EN METAL CEMENT OUVRAGES DIVERS TRACTEURS MACHINES NDA VOITURES PART.,CHASSIS CAMIONS ET CHASSIS MOTEURS DE VEH.AUTOM.

TABLE 11. CARGOES HANDLED AT CANADIAN PORTS IN COASTWISE SHIPPING.

TABLEAU 11. MARCHANDISES MANUTENTIONNEES DANS LES PORTS CANADIENS, EN CABOTAGE NATIONAL.

PORT PORT	COMMODITY	TONS LOADED TONNES CHARGEES	TONS UNLOADED TONNES DECHARGEES	TOTAL TOTAL	MARCHANDISES
PORT MENIER (CONTD. - SUITE)	ROAD MOTOR VEH. NES	7	102	109	VEH.AUTOM.ROUTIERS NDA
	SHIPS,AIRCRAFT,MIS.VEH	5	8	13	NAVIRES,AVIONS,VEH.DIV
	RUBBER TIRES AND TUBES	1	4	5	PNEUS, CHAMBRES A AIR
	EQUIPMENT MISC.	34	20	54	MATERIEL DIVERS
	PERSONAL,HSEHOLD GOODS		4	4	ART.PERS.ET MENAGERS
	CONTAINERS,CLOSURES	92	6	98	CONTENEURS,FERMETURES
	MISC. END PRODUCTS NES		10	10	PRODUITS FINIS DIV.NDA
	GENERAL CARGO	9	530	539	MARCHANDISES DIVERSES
	PORT TOTAL	157,324 *	6,283 *	163,607 *	TOTAL DU PORT
	QUEBEC	BARLEY	1,952	340,927	342,879
CORN			12,633	12,633	MAIS
OATS			53,758	53,758	AVOINE
RYE			10,242	10,242	SEIGLE
WHEAT		2,815	404,908	407,723	BLE
WHEAT FLOUR		70		70	FARINE DE BLE
MARGARINE		12		12	MARGARINE
MISC.FOOD PREP.NES		3,101		3,101	DIV.PREP.ALIM.NDA
HAY,FORAGE,STRAW		3		3	FOIN,FOUPRAGE,PAILLE
ALE,BEER,STOUT,PORTER		219		219	ALE,BIERE,STOUT,PORTER
DIST.ALCOHOLIC BEV.		120		120	BOISS.ALCOOL.DIST.
FLAXSEED			108,525	108,525	GRAINE DE LIN
RAPESEED			74,160	74,160	GRAINE DE COLZA
SOYA BEANS			52,167	52,167	GRAINE DE SOYA
PULPWOOD			795,320	795,320	BOIS A PATE
ORES AND CONC.NES		34		34	MINERALS ET CONC.NDA
IRON AND STEEL SCRAP			1,018	1,018	DECHETS DE FER, DACIER
NON-FERROUS MET.SCRAP			1,165	1,165	DECHETS METAL.NON FER.
ASBESTOS		489		489	AMIANTE
SAND AND GRAVEL		25		25	SABLE ET GRAVIERS
SALT			53,569	53,569	SEL
LUMBER AND TIMBER		5		5	BOIS D'OEUVRE ET CHARP.
VENEER,PLYWOOD		360		360	PLACAGES,CONTRE-PLAQ.
PULP			500	500	PATE
NEWSPRINT PAPER		206		206	PAPIER JOURNAL
BLDG.PAPER AND BOARD		3,460	1	3,461	PLAQ.CONSTR.,PAP/CART.
TEXTILE FAB.MTL NES		25		25	OUVR.EN MAT.TEXT.NDA
OILS,FATS,WAXES NES		50		50	HUIL.MAT.GRAS.CIRE NDA
METALLIC SALTS		15	5,307	5,322	SELS METALLIQUES
INORGANIC CHEMS. NES		2,806		2,806	PROD.CHIM.INORG.NDA
FERTILIZERS NES		16		16	ENGRAIS CHIMIQUE NDA
GASOLINE		89,012	601,511	690,523	ESSENCE
FUEL OIL		157,173	746,110	903,283	MAZOUT
LUBRICATING OIL,GREASE		100		100	HUILE,GRASSE LUBRIF.
PETROL.COAL PROD.NES		278	9,095	9,373	DERIVE PETR.CHARB.NDA
PRIMARY IRON,STEEL NES		897		897	FER,ACIER PRIMAIR.NDA
STRUCTURAL SHAPES		3,869	248	4,117	PROFILES DE CONSTRUCT.
WIRE		987		987	FIL METALLIQUE
ALUMINIUM		410	1,328	1,738	ALUMINIUM
NON-FERROUS METALS NES		442		442	METAUX NON-FERREUX NDA
METAL FAB.BASIC PROD.		1,994	6	2,000	OUVR.DE BASE EN METAL
BUILDING BRICK, CLAY		209		209	BRQ.A BATIR ARGILE
BRICKS,TILES NES		144		144	BRQUES,TUILES NDA
CEMENT		1,559		1,559	CIMENT
CEMENT BASIC PROD.		32		32	OUVR.DE BASE CIMENT
MISC.FABRICATED PROD.	106		106	OUVRAGES DIVERS	
TRACTORS	3		3	TRACTEURS	
MACHINERY NES	4,154	11	4,165	MACHINES NDA	
RAILWAY ROLLING STOCK	28		28	MAT.RDUL.DE CH.DE FER	
PASS.AUTOS AND CHASSIS	21	4	25	VOITURES PART.,CHASSIS	
TRUCKS AND CHASSIS		135	135	CAMIONS ET CHASSIS	
MOTDR VEHICLE ENGINES	15		15	MOTEURS DE VEH.AUTDM.	
ROAD MOTOR VEH. NES	5		5	VEH.AUTOM.ROUTIERS NDA	
EQUIPMENT MISC.	1,011	20	1,031	MATERIEL DIVERS	
PERSONAL,HSEHOLD GOODS	358	90	448	ART.PERS.ET MENAGERS	
CONTAINERS,CLOSURES	544	364	908	CONTENEURS,FERMETURES	
MISC. END PRODUCTS NES	6		6	PRODUITS FINIS DIV.NDA	
GENERAL CARGO	3,975	535	4,510	MARCHANDISES DIVERSES	
PORT TOTAL	283,115 *	3,273,657 *	3,556,772 *	TOTAL DU PORT	
RIMOUSKI	MEAT,FRESH OR FROZEN		17	17	VIANOE,FRAICHE / CONG.
	MISC.FOOD PREP.NES	478	67	545	DIV.PREP.ALIM.NDA
	HULLS,SCREENINGS,CHAFF	1		1	ECOLURES,CRIBLURES,BAL
	NON-ALCOHOLIC BEVERAGE	2		2	BOISSONS NON-ALCOOLIQ.
	ALE,BEER,STOUT,PORTER	23		23	ALE,BIERE,STOUT,PORTER
	DIST.ALCOHOLIC BEV.	17		17	BOISS.ALCOOL.DIST.
	RAW HIDES AND SKINS		2	2	PEAUX ET CUIRS BRUT
	PULPWOOD	12,265		12,265	BOIS A PATE
	RUBBER FAB.MATERIALS		1	1	DEMI-PROD.CAOUTCHOUC
	VENEER,PLYWOOD	12		12	PLACAGES,CONTRE-PLAQ.
	BLDG.PAPER AND BOARD	458	35	493	PLAQ.CONSTR.,PAP/CART.
	TEXTILE FAB.MTL NES	3		3	OUVR.EN MAT.TEXT.NDA
	INORGANIC CHEMS. NES	15	18,190	18,205	PROD.CHIM.INORG.NDA

TABLE 11. CARGOES HANDLED AT CANADIAN PORTS IN COASTWISE SHIPPING.

TABEAU 11. MARCHANDISES MANUTENTIONNEES DANS LES PORTS CANADIENS, EN CABOTAGE NATIONAL.

PORT PORT	COMMODITY	TONS LOADED TONNES CHARGEES	TONS UNLOADED TONNES DECHARGEES	TOTAL TOTAL	MARCHANDISES
RIMOUSKI (CONTD. - SUITE)	ORGANIC CHEMICALS NES		8,551	8,551	PROD.CHIM.ORGAN.NDA
	EXPLOS., FUSES, CAPS	340		340	EXPLOS., AMORGES, DET.
	FERTILIZERS NES	1	40	41	ENGRAIS CHIMIQUE NDA
	GASOLINE	13,138	193,796	206,934	ESSENCE
	FUEL OIL	8,691	193,518	202,209	MAZOUT
	LUBRICATING OIL, GREASE	87		87	HUILE, GRAISSE LUBRIF.
	PETROL, COAL PROD. NES	45		45	DERIVE PETR. CHARB. NDA
	PIG IRON		560	560	FER EN GUEUSE
	PRIMARY IRON, STEEL NES	197		197	FER, ACIER PRIMAIR. NDA
	CASTINGS, FORGINGS	3,070		3,070	MOUL. PIECES, FORGEES
	PLATE & SHEET STEEL	10		10	TOLES, FEUILLES DACIER
	STRUCTURAL SHAPES	272		272	PROFILES DE CONSTRUCT.
	PIPES, TUBES: IRON, STEEL	14		14	TUYAUX, TUBES: FER, ACIER
	METAL FAB. BASIC PROD.	108		108	OUVR. DE BASE EN METAL
	TRACTORS		23	23	TRACTEURS
	MACHINERY NES	222	271	493	MACHINES NDA
	PASS. AUTOS AND CHASSIS	21	59	80	VOITURES PART., CHASSIS
	BUSES AND CHASSIS		5	5	AUTOBUS ET CHASSIS
	TRUCKS AND CHASSIS	208	34	242	CAMIONS ET CHASSIS
	MOTOR VEHICLE ENGINES	54		54	MOTEURS DE VEH. AUTOM.
	ROAD MOTOR VEH. NES	2		2	VEH. AUTOM. ROUTIERS NDA
	SHIPS, AIRCRAFT, MIS. VEH	4		4	NAVIRES, AVIONS, VEH. DIV
	RUBBER TIRES AND TUBES	3	1	4	PNEUS, CHAMBRES A AIR
	EQUIPMENT MISC.	135	3	138	MATERIEL DIVERS
	PERSONAL, HSEHOLD GOODS	81	22	103	ART. PERS. ET MENAGERS
	CONTAINERS, CLOSURES	19	108	127	CONTENEURS, FERMETURES
	MISC. END PRODUCTS NES	12		12	PRODUITS FINIS DIV. NDA
GENERAL CARGO	1,292	70	1,362	MARCHANDISES DIVERSES	
PORT TOTAL	41,300 *	415,401 *	456,701 *	TOTAL DU PORT	
RIVIERE DU LOUP	PULPWOOD	20,350		20,350	BOIS A PATE
	METALLIC SALTS		450	450	SELS METALLIQUES
	GASOLINE		10,072	10,072	ESSENCE
	FUEL OIL		23,698	23,698	MAZOUT
	PORT TOTAL	20,350 *	34,220 *	54,570 *	TOTAL DU PORT
ST. JEAN PORT JOLI	PULPWOOD	13,860		13,860	BOIS A PATE
	LUMBER AND TIMBER	450		450	BOIS DEUVRE ET CHARB.
	PORT TOTAL	14,310 *		14,310 *	TOTAL DU PORT
ST. SIMEON	PULPWOOD	1,500		1,500	BOIS A PATE
	PORT TOTAL	1,500 *		1,500 *	TOTAL DU PORT
STE. ANNE DES MONTS	PULPWOOD	15,670		15,670	BOIS A PATE
	METALLIC SALTS		280	280	SELS METALLIQUES
	GASOLINE		1,866	1,866	ESSENCE
	FUEL OIL		3,606	3,606	MAZOUT
	NON-MET. MIN. BASIC PROD		65	65	PROD. MIN. NON-MET. BASE
	TRUCKS AND CHASSIS	30	8	38	CAMIONS ET CHASSIS
PORT TOTAL	15,700 *	5,825 *	21,525 *	TOTAL DU PORT	
SACRE COEUR	PULPWOOD	1,275		1,275	BOIS A PATE
	PORT TOTAL	1,275 *		1,275 *	TOTAL DU PORT
SEPT ILES	MEAT AND MEAT PREP. NES		245	245	VIANDES ET PREP. NDA
	FISH, FRESH OR FROZEN	27	3	30	POISSON, FRAIS OU CONG.
	LOBSTER		1	1	HOMARD
	WHEAT FLOUR		991	991	FARINE DE BLE
	CEREALS MILLED, NES		29	29	CEREALES MOULUES, NDA
	BAKERY PROD. INC. FROZEN		10	10	PROD. BOUL., PROD. CONG.
	FRUITS, PREP. CANNED		441	441	FRUITS PREP. EN BOITE
	POTATOES		341	341	POMMES DE TERRE
	VEGETABLES, FRESH		30	30	LEGUMES, FRATS
	VEGETABLE PREP. NES		971	971	PREP. DE LEGUMES NDA
	SUGAR, NES		28	28	SUCRE, NDA
	SUGAR PREPARATIONS		11	11	PREP. A BASE DE SUCRE
	MARGARINE		25	25	MARGARINE
	MISC. FOOD PREP. NES	1,188	5,190	6,378	DIV. PREP. ALIM. NDA
	HAY, FORAGE, STRAW		3	3	FOIN, FOURRAGE, PAILLE
	GROUND CEREALS NES		178	178	CEREALES MOULUES NDA
	FEEDS OF ANIMAL ORIGIN	50		50	PROV. D'ORIGINE ANIMALE
	NON-ALCOHOLIC BEVERAGE		803	803	BOISSONS NON-ALCOOLIQ.
	ALE, BEER, STOUT, PORTER	166	5,900	6,066	ALE, BIERE, STOUT, PORTER
	WINES		49	49	VINS
	DIST. ALCOHOLIC BEV.		216	216	BOISS. ALCOOL. DIST.
	PULPWOOD		650	650	BOIS A PATE
	CRUDE WOOD MTLs. NES		64	64	MATIERES BOIS BRUT NDA
	IRON ORE AND CONC	1,060,303		1,060,303	MINERAL, CONC. DE FER
	ORES AND CONC. NES		34	34	MINERAIS ET CONC. NDA
	IRON AND STEEL SCRAP	871		871	DECHETS DE FER, DACIER
	NON-FERROUS MET. SCRAP	486		486	DECHETS METAL. NON FER.
	SAND AND GRAVEL		568	568	SABLE ET GRAVIERS
	STONE, CRUDE NES		12	12	PIERRE BRUTE NDA

TABLE 11. CARGOES HANDLED AT CANADIAN PORTS IN COASTWISE SHIPPING.

TABLÉAU 11. MARCHANDISES MANUTENTIONNÉES DANS LES PORTS CANADIENS, EN CABOTAGE NATIONAL.

PORT PORT SEPT ILES (CONTD. - SUITE)	COMMODITY	TONS LOADED TONNES CHARGÉES	TONS UNLOADED TONNES DECHARGÉES	TOTAL TOTAL	MARCHANDISES
	SALT		4,020	4,020	SEL
	COTTON, TEXTILE WASTE		2	2	DECHETS DE COTON, TEXT.
	LEATHER		6	6	CUIR
	RUBBER FAB. MATERIALS	1	795	796	DEMI-PROD. CAOUTCHOUC
	LUMBER AND TIMBER	18	11,472	11,490	BOIS D'OEUVRE ET CHARP.
	RAILWAY TIES		3,293	3,293	TRAVERSES DE CH. FER
	VENEER, PLYWOOD		1,915	1,915	PLACAGES, CONTRE-PLAQ.
	WOOD FAB. MATERIALS		619	619	DEMI-PRODUITS EN BOIS
	PAPER NES		61	61	PAPIER NDA
	PAPERBOARD		102	102	CARTON
	BLDG. PAPER AND BOARD	1,766	10,774	12,540	PLAQ. CONSTR., PAP/CART.
	TEXTILE FAB. MTL NES		1,140	1,140	OUVR. EN MAT. TEXT. NDA
	METALLIC SALTS		1,742	1,742	SELS METALLIQUES
	INORGANIC CHEMS. NES	2	32	34	PROD. CHIM. INORG. NDA
	ORGANIC CHEMICALS NES		532	532	PROD. CHIM. ORGAN. NDA
	EXPLOS., FUSES, CAPS		1,345	1,345	EXPLOS., AMORCES, DET.
	FERTILIZERS NES	60	255	315	ENGRAIS CHIMIQUE NDA
	PLASTIC MATERIALS		10	10	MATIERES PLASTIQUES
	DYESTUFF, PIGMENT, PAINT		44	44	MAT. COLOR. PIG. PEINTURE
	GASOLINE		48,298	48,298	ESSENCE
	FUEL OIL	32	192,963	192,995	MAZOUT
	LUBRICATING OIL, GREASE	343	2,621	2,964	HUILE, GRAISSE LUBRIF.
	PETROL, COAL PROD. NES	1,211	6,223	7,434	DERIVE PETR. CHARB. NDA
	PRIMARY IRON, STEEL NES		2,307	2,307	FER, ACIER PRIMAIRE NDA
	CASTINGS, FORGINGS		26,342	26,342	MOUL. PIÈCES FORGÉES
	BAR AND RODS, STEEL		9,509	9,509	BARRES ET TIGES ACIER
	PLATE & SHEET STEEL		1,814	1,814	TOLES, FEUILLES D'ACIER
	STRUCTURAL SHAPES	52	50,192	50,244	PROFILES DE CONSTRUCT.
	RAILS & TRACK MATERIAL		16,802	16,802	RAILS, MAT. VOIE FERREE
	PIPES, TUBES: IRON, STEEL		1,116	1,116	TUYAUX, TUBES: FER, ACIER
	WIRE		2,336	2,336	FIL METALLIQUE
	ALUMINIUM	19	8,415	8,434	ALUMINIUM
	NON-FERROUS METALS NES		9,972	9,972	METEAUX NON-FERREUX NDA
	METAL FAB. BASIC PROD.	153	13,004	13,157	OUVR. DE BASE EN METAL
	BUILDING BRICK, CLAY		387	387	BRIQ. A BATIR ARGILE
	BRICKS, TILES NES		162	162	BRIQUES, TUILES NDA
	CEMENT		104,964	104,964	CIMENT
	CEMENT BASIC PROD.		153	153	OUVR. DE BASE CIMENT
	NON-MET. MIN. BASIC PROD		359	359	PROD. MIN. NON-MET. BASE
	MISC. FABRICATED PROD.		188	188	OUVRAGES DIVERS
	TRACTORS		134	134	TRACTEURS
	MACHINERY NES	5,547	17,623	23,170	MACHINES NDA
	RAILWAY ROLLING STOCK	530	1,948	2,478	MAT. ROUL. DE CH. DE FER
	BUSES, AUTOS AND CHASSIS	619	417	1,036	VOITURES PART., CHASSIS
	BUSES AND CHASSIS	11	40	51	AUTOBUS ET CHASSIS
	TRUCKS AND CHASSIS	61	755	816	CAMIONS ET CHASSIS
	MOTOR VEHICLE ENGINES	76	30	106	MOTEURS DE VEH. AUTOM.
	ROAD MOTOR VEH. NES	84	115	199	VEH. AUTOM. ROUTIERS NDA
	SHIPS, AIRCRAFT, MIS. VEH	9	7	16	NAVIRES, AVIONS, VEH. DIV
	RUBBER TIRES AND TUBES	31		31	PNEUS, CHAMBRES A AIR
	EQUIPMENT MISC.	632	15,298	15,930	MATERIEL DIVERS
	PERSONAL, HOUSEHOLD GOODS	209	515	724	ART. PERS. ET MENAGERS
	CONTAINERS, CLOSURES	3,048	1,931	4,979	CONTENEURS, FERMETURES
	MISC. END PRODUCTS NES	4	1,831	1,835	PRODUITS FINIS DIV. NDA
	GENERAL CARGO	1,190	2,295	3,485	MARCHANDISES DIVERSES
	PORT TOTAL	1,078,799 *	556,018 *	1,634,817 *	TOTAL DU PORT
POINTE NOIRE	MISC. FOOD PREP. NES		100	100	DIV. PREP. ALIM. NDA
	PULPHOOD	300		300	BOIS A PATE
	IRON ORE AND CONC	2,801,043		2,801,043	MINERAIS, CONC. DE FER
	PULP	500		500	PATE
	CASTINGS, FORGINGS		9,213	9,213	MOUL. PIÈCES FORGÉES
	RAILS & TRACK MATERIAL	920		920	RAILS, MAT. VOIE FERREE
	PERSONAL, HOUSEHOLD GOODS		162	162	ART. PERS. ET MENAGERS
	GENERAL CARGO		100	100	MARCHANDISES DIVERSES
	PORT TOTAL	2,802,763 *	9,575 *	2,812,338 *	TOTAL DU PORT
HARBOUR TOTAL - SEPT-ILES & POINTE NOIRE		3,881,562	565,593	4,447,155	HARBOUR TOTAL - SEPT-ILES & POINTE NOIRE
SDREL	BARLEY		145,938	145,938	ORGE
	OATS		6,791	6,791	AVOINE
	RYE		3,136	3,136	SEIGLE
	WHEAT		1,018,565	1,018,565	BLE
	WHEAT FLOUR		30	30	FARINE DE BLE
	ALE, BEER, STOUT, PORTER		13	13	ALE, BIÈRE, STOUT, PORTER
	TITANIUM ORE		2,311,904	2,311,904	MINERAIS DE TITANE
	IRON AND STEEL SCRAP		650	650	DECHETS DE FER, D'ACIER
	LUMBER AND TIMBER	30		30	BOIS D'OEUVRE ET CHARP.
	RAILWAY TIES	1,627		1,627	TRAVERSES DE CH. FER
	METALLIC SALTS		960	960	SELS METALLIQUES
	GASOLINE		207	207	ESSENCE
	FUEL OIL		229,851	229,851	MAZOUT
	PETROL, COAL PROD. NES	3,400		3,400	DERIVE PETR. CHARB. NDA
	PIG IRON	5,321		5,321	FER EN GROSSE

TABLE 11. CARGOES HANDLED AT CANADIAN PORTS IN COASTWISE SHIPPING.

TABLEAU 11. MARCHANDISES MANUTENTIONNEES DANS LES PORTS CANADIENS, EN CABOTAGE NATIONAL.

PORT PORT	COMMODITY	TONS LOADED TONNES CHARGÉES	TONS UNLOADED TONNES DÉCHARGÉES	TOTAL TOTAL	MARCHANDISES	
SOREL (CONTD. - SUITE)	STRUCTURAL SHAPES	373		373	PROFILES DE CONSTRUCT.	
	MACHINERY NES	1,105		1,105	MACHINES NDA	
	GENERAL CARGO		250	250	MARCHANDISES DIVERSES	
	PORT TOTAL	11,856 *	3,718,295 *	3,730,151 *	TOTAL DU PORT	
TROIS PISTOLES	PULPWOOD	38,780		38,780	BOIS A PATE	
	PORT TOTAL	38,780 *		38,780 *	TOTAL DU PORT	
TROIS RIVIERES	BARLEY		101,925	101,925	ORGE	
	CORN		11,911	11,911	MAIS	
	OATS		35,597	35,597	AVOINE	
	RYE		5,749	5,749	SEIGLE	
	WHEAT	16,968	623,635	640,603	BLE	
	HAY, FORAGE, STRAW	110		110	FOIN, FOURRAGE, PAILLE	
	PULPWOOD		272,846	272,846	BOIS A PATE	
	GYP SUM		4,722	4,722	GYPSE	
	SALT		54,367	54,367	SEL	
	METALLIC SALTS	700		700	SELS METALLIQUES	
	DRGANIC CHEMICALS NES		100	100	PROD. CHIM. ORGAN. NDA	
	GASOLINE		73,920	73,920	ESSENCE	
	FUEL OIL	27,202	281,101	308,303	MAZOUT	
	ALUMINIUM		9,595	9,595	ALUMINIUM	
	CEMENT		2,800	2,800	CIMENT	
	MACHINERY NES		515	515	MACHINES NDA	
	CONTAINERS, CLOSURES		3	3	CONTENEURS, FERMETURES	
	PORT TOTAL	44,980 *	1,478,786 *	1,523,766 *	TOTAL DU PORT	
	VALLEYFIELD	MILK POWDER	218		218	LAIT EN POUVRE
		DAIRY PROD. EGGS, HONEY	90		90	PROD. LAIT., OEUF, MIEL
CEREALS UNMILLED, NES		3		3	CEREALES NON MOUL., NDA	
MISC. FOOD PREP. NES		545		545	DIV. PREP. ALIM. NDA	
DIST. ALCOHOLIC BEV.		889		889	BOISS. ALCOOL. DIST.	
SOYA BEANS		1		1	GRAINE DE SOYA	
PAPER NES		31		31	PAPIER NDA	
PAPERBOARD		103	18,977	19,080	CARTON	
TEXTILE FAB. MTL NES		15		15	OUVR. EN MAT. TEXT. NDA	
METALLIC SALTS		20	496	516	SELS METALLIQUES	
ORGANIC CHEMICALS NES		581	253	834	PROD. CHIM. ORGAN. NDA	
INORGANIC CHEMS. NES			40,778	40,778	PROD. CHIM. INORG. NDA	
PLASTIC MATERIALS			341	341	MATIERES PLASTIQUES	
CHEM. SPECIALTIES NES			936	936	PROD. CHIM. SPECIAUX NDA	
FERRO-ALLOYS		2,056		2,056	FERRO-ALLIAGES	
PLATE & SHEET STEEL		17	603	620	TOLES, FEUILLES D'ACIER	
STRUCTURAL SHAPES		124		124	PROFILES DE CONSTRUCT.	
PIPES, TUBES: IRON, STEEL		5	49	54	TUYAUX, TUBES: FER, ACIER	
ALUMINIUM		1,590		1,590	ALUMINIUM	
COPPER AND ALLOYS		131		131	CUIVRE ET ALLIAGES	
ZINC AND ALLOYS		3,674		3,674	ZINC ET ALLIAGES	
METAL FAB. BASIC PROD.			2	2	OUVR. DE BASE EN METAL	
GLASS BASIC PRODUCTS		4,081		4,081	OUVR. DE BASE EN VERRE	
NON-MET. MIN. BASIC PROD.			60	60	PROD. MIN. NON-MET. BASE	
MISC. FABRICATED PROD.		207	20	227	OUVRAGES DIVERS	
RUBBER TIRES AND TUBES		896		896	PNEUS, CHAMBRES A AIR	
CONTAINERS, CLOSURES		433	697	1,130	CONTENEURS, FERMETURES	
GENERAL CARGO		2		2	MARCHANDISES DIVERSES	
PORT TOTAL		15,712 *	63,212 *	78,924 *	TOTAL DU PORT	
QUEBEC-NORTH/NORD		FISH, FRESH OR FROZEN	9		9	POISSON, FRAIS OU CONG.
		DAIRY PROD. EGGS, HONEY		83	83	PROD. LAIT., OEUF, MIEL
		WHEAT FLOUR		85	85	FARINE DE BLE
	FRUIT JUICES		43	43	JUS DE FRUIT	
	FRUITS, PREP. CANNED		23	23	FRUITS PREP. EN BOITE	
	SUGAR, NES		85	85	SUCRE, NDA	
	COFFEE		6	6	CAFE	
	TEA		5	5	THE	
	MISC. FOOD PREP. NES		587	587	DIV. PREP. ALIM. NDA	
	HAY, FORAGE, STRAW		14	14	FOIN, FOURRAGE, PAILLE	
	NON-ALCOHOLIC BEVERAGE		13	13	BOISSONS NON-ALCOOLIQ.	
	ALE, BEER, STOUT, PORTER		11	11	ALE, BIERE, STOUT, PORTER	
	RAW HIDES AND SKINS	2		2	PEAUX ET CUIRS BRUT	
	BOLTS, ROUND TIMBER		96	96	BILLOTS, BOIS ROND	
	CRUDE WOOD MTL. NES		150	150	MATIERES BOIS BRUT NDA	
	CRUDE NON-MET. MIN. NES	15		15	MIN. NON-MET. BRUTS NDA	
	WASTE AND SCRAP NES	1		1	DECHETS ET REBUTS NDA	
	LUMBER AND TIMBER		3,064	3,064	BOIS DOEUVRE ET CHARP.	
	WOOD FAB. MATERIALS		4	4	DEMI-PRODUITS EN BOIS	
	PAPER NES		2	2	PAPIER NDA	
	BLDG. PAPER AND BOARD		2,991	2,991	PLAQ. CONSTR., PAP/CART.	
	TEXTILE FAB. MTL NES		1	1	OUVR. EN MAT. TEXT. NDA	
	METALLIC SALTS		1,027	1,027	SELS METALLIQUES	
	INORGANIC CHEMS. NES		295	295	PROD. CHIM. INORG. NDA	
	DYESTUFF, PIGMENT, PAINT		5	5	MAT. COLOR. PIG. PEINTURE	
	GASOLINE		6,848	6,848	ESSENCE	
	FUEL OIL		28,161	28,161	MAZOUT	

TABLE 11. CARGOES HANDLED AT CANADIAN PORTS IN COASTWISE SHIPPING.

TABLEAU 11. MARCHANDISES MANUTENTIONNEES DANS LES PORTS CANADIENS, EN CABOTAGE NATIONAL.

PORT PORT	COMMODITY	TONS LOADED TONNES CHARGEES	TONS UNLOADED TONNES DECHARGEES	TOTAL TOTAL	MARCHANDISES
QUEBEC-NORTH/NORD (CONTD. - SUITE)	LUBRICATING OIL, GREASE		732	732	HUILE, GRAISSE LUBRIF.
	PETROL, COAL PROD. NES		217	217	DERIVE PETR. CHARB. NDA
	PLATE & SHEET STEEL		21	21	TOLES, FEUILLES D'ACIER
	STRUCTURAL SHAPES		4,799	4,799	PROFILES DE CONSTRUCT.
	PIPES, TUBES: IRON, STEEL		43	43	TUYAUX, TUBES: FER, ACIER
	METAL FAB. BASIC PROD.		256	256	OUVR. DE BASE EN METAL
	CEMENT		480	480	CIMENT
	CEMENT BASIC PROD.		22	22	OUVR. DE BASE CIMENT
	NON-MET. MIN. BASIC PROD		111	111	PROD. MIN. NON-MET. BASE
	TRACTORS	4		4	TRACTEURS
	MACHINERY NES	31	1,889	1,920	MACHINES NDA
	MOTOR VEHICLE ENGINES		1	1	MOTEURS DE VEH. AUTOM.
	ROAD MOTOR VEH. NES		74	74	VEH. AUTOM. ROUTIERS NDA
	SHIPS, AIRCRAFT, MIS. VEH	1	35	36	NAVIRES, AVIONS, VEH. DIV
	RUBBER TIRES AND TUBES		6	6	PNEUS, CHAMBRES A AIR
	EQUIPMENT MISC.	14	254	268	MATERIEL DIVERS
	PERSONAL, HSEHOLD GOODS	14	4	18	ART. PERS. ET MENAGERS
	CONTAINERS, CLOSURES	52	36	88	CONTENEURS, FERMETURES
	MISC. END PRODUCTS NES		379	379	PRODUITS FINIS DIV. NDA
	GENERAL CARGO	59	686	745	MARCHANDISES DIVERSES
PORT TOTAL	202 *	53,644 *	53,846 *	TOTAL DU PORT	
QUEBEC-NES/NDA	CATTLE	82	82	164	BOVINS
	LIVE ANIMALS, NES	16	16	32	ANIMAUX VIVANTS, NOA
	MEAT, FRESH OR FROZEN	21	31	52	VIANDE, FRAICHE / CONG.
	FISH, FRESH OR FROZEN	153		153	POISSON, FRAIS OU CONG.
	BUTTER		4	4	BEURRE
	POTATOES		279	279	POMMES DE TERRE
	VEGETABLES, FRESH		193	193	LEGUMES, FRAIS
	MISC. FOOD PREP. NES	192	3,666	3,858	DIV. PREP. ALIM. NDA
	HAY, FORAGE, STRAW		110	110	FOIN, FOURRAGE, PAILLE
	HULLS, SCREENINGS, CHAFF	50		50	EGDURES, CRIBLURES, BAL
	FEEDS OF ANIMAL ORIGIN	199		199	PROD. D'ORIGINE ANIMALE
	ALE, BEER, STOUT, PORTER	60	377	437	ALE, BIERE, STOUT, PORTER
	RAW HIDES AND SKINS	69		69	PEAUX ET CUIRS BRUT
	BOLTS, ROUND TIMBER		194	194	BILLOTS, BOIS RONDS
	PULPWOOD	49,205	6,365	55,570	BOIS A PATE
	STONE, CRUDE NES	5,264	925	6,189	PIERRE BRUTE NDA
	SALT		10,382	10,382	SEL
	LUMBER AND TIMBER	761	345	1,106	BOIS D'OEUVRE ET CHARP.
	PAPER NES	5		5	PAPIER NDA
	BLDG. PAPER AND BOARD	220	2,169	2,389	PLAQ. CONSTR., PAP./CART.
	TEXTILE FAB. MTL NES	100		100	OUVR. EN MAT. TEXT. NDA
	FISH, MARINE ANIMAL OIL	6		6	HUIL. DE POISSON, AN. MAR
	AGRICULTURAL CHEMICALS		91	91	PROD. CHIM. AGRICOLES
	GASOLINE		16,656	16,656	ESSENCE
	FUEL OIL	26	39,822	39,848	MAZOUT
	LUBRICATING OIL, GREASE	286	582	868	HUILE, GRAISSE LUBRIF.
	PETROL, COAL PROD. NES	77	1,124	1,201	DERIVE PETR. CHARB. NDA
	STRUCTURAL SHAPES	5	38	43	PROFILES DE CONSTRUCT.
	METAL FAB. BASIC PROD.	82	111	193	OUVR. DE BASE EN METAL
	CEMENT		4	4	CIMENT
	MACHINERY NES	1,143	1,547	2,690	MACHINES NDA
	PASS. AUTOS AND CHASSIS	313	467	780	VOITURES PART., CHASSIS
	BUSES AND CHASSIS	10	6	16	AUTOBUS ET CHASSIS
TRUCKS AND CHASSIS	17	14	31	CAMIONS ET CHASSIS	
MOTOR VEHICLE ENGINES	15	76	91	MOTEURS DE VEH. AUTOM.	
ROAD MOTOR VEH. NES	1	41	42	VEH. AUTOM. ROUTIERS NDA	
SHIPS, AIRCRAFT, MIS. VEH	10	8	18	NAVIRES, AVIONS, VEH. DIV	
RUBBER TIRES AND TUBES	3		3	PNEUS, CHAMBRES A AIR	
EQUIPMENT MISC.	36	116	152	MATERIEL DIVERS	
PERSONAL, HSEHOLD GOODS	53	135	188	ART. PERS. ET MENAGERS	
CONTAINERS, CLOSURES	538	86	624	CONTENEURS, FERMETURES	
GENERAL CARGO	748	1,758	2,506	MARCHANDISES DIVERSES	
PORT TOTAL	59,766 *	87,820 *	147,586 *	TOTAL DU PORT	
PROVINCE TOTAL	14,624,722 **	19,337,400 **	33,962,122 **	TOTAL DU PROVINCE	
ONTARIO / ONTARIO AMHERSTBURG	METALLIC SALTS	110,332		110,332	SELS METALLIQUES
	INDORGANIC CHEMS. NES	5,000		5,000	PROD. CHIM. INORG. NDA
	FUEL OIL		34,978	34,978	MAZOUT
	PORT TOTAL	115,332 *	34,978 *	150,310 *	TOTAL DU PORT
BELLEVILLE	GASOLINE		733	733	ESSENCE
	FUEL OIL		28,208	28,208	MAZOUT
	CEMENT	145,769		145,769	CIMENT
	PORT TOTAL	145,769 *	28,941 *	174,710 *	TOTAL DU PORT
BRITT	GASOLINE		101,035	101,035	ESSENCE
	FUEL OIL		143,766	143,766	MAZOUT
	PORT TOTAL	*	244,801 *	244,801 *	TOTAL DU PORT

TABLE 11. CARGOES HANDLED AT CANADIAN PORTS IN COASTWISE SHIPPING.

TABEAU 11. MARCHANDISES MANUTENTIONNEES DANS LES PORTS CANADIENS, EN CABOTAGE NATIONAL.

PORT PORT	COMMODITY	TONS LOADED TONNES CHARGÉES	TONS UNLOADED TONNES DÉCHARGÉES	TOTAL TOTAL	MARCHANDISES
BROCKVILLE	SALT		12,200	12,200	SEL
	PORT TOTAL	*	12,200 *	12,200 *	TOTAL DU PORT
BYNG INLET	GASOLINE		19,477	19,477	ESSENCE
	FUEL OIL		26,230	26,230	MAZOUT
	PORT TOTAL	*	45,707 *	45,707 *	TOTAL DU PORT
CAROLINA	CORN		69,595	69,595	MAIS
	PORT TOTAL	*	69,595 *	69,595 *	TOTAL DU PORT
CLARKSON	CRUDE PETROLEUM		6,144	6,144	PETROLE BRUT
	LIMESTONE		1,670,245	1,670,245	PIERRE CALCAIRE
	GYPSE		12,296	12,296	GYPSE
	GASOLINE	65,002		65,002	ESSENCE
	FUEL OIL	240,104	207,443	447,547	MAZOUT
	LUBRICATING OIL, GREASE	1,600	16,847	18,447	HUILE, GRAISSE LUBRIF.
	PETROL, COAL PROD. NES	8,280	19,907	28,187	DÉRIVE PETR. CHARB. NDA
	CEMENT	11,425		11,425	CIMENT
	PORT TOTAL	326,411 *	1,932,882 *	2,259,293 *	TOTAL DU PORT
	COBOURG	GASOLINE		40,275	40,275
FUEL OIL			52,519	52,519	MAZOUT
PORT TOTAL		*	92,794 *	92,794 *	TOTAL DU PORT
COLBORNE	LIMESTONE	1,660,245		1,660,245	PIERRE CALCAIRE
	PORT TOTAL	1,660,245 *	*	1,660,245 *	TOTAL DU PORT
COLLINGWOOD	BARLEY		31,198	31,198	ORGE
	OATS		14,102	14,102	AVOINE
	WHEAT		13,222	13,222	BLE
	MALT AND MALT FLOUR		979	979	MALT ET FARINE DE MALT
	HULLS, SCREENINGS, CHAFF		11,483	11,483	ÉCULURES, CRIBLURES, BAL
	PORT TOTAL	*	70,984 *	70,984 *	TOTAL DU PORT
CORNWALL	FUEL OIL		52,015	52,015	MAZOUT
	PORT TOTAL	*	52,015 *	52,015 *	TOTAL DU PORT
CUTLER	GASOLINE		14,590	14,590	ESSENCE
	FUEL OIL		18,450	18,450	MAZOUT
	PORT TOTAL	*	33,040 *	33,040 *	TOTAL DU PORT
GODERICH	BARLEY		85,553	85,553	ORGE
	OATS		36,911	36,911	AVOINE
	RYE		2,353	2,353	SEIGLE
	WHEAT	3,960	221,789	225,749	BLE
	HULLS, SCREENINGS, CHAFF		63,110	63,110	ÉCULURES, CRIBLURES, BAL
	SALT	507,705		507,705	SEL
PORT TOTAL	511,665 *	409,716 *	921,381 *	TOTAL DU PORT	
HAMILTON	FISH, CANNED	37		37	POISSON EN BOITES
	MILK POWDER	767	64	831	LAIT EN POUFRE
	DAIRY PROD. EGGS, HONEY	444		444	PROD. LAIT., OEUFS, MIEL
	BARLEY	5,058	25,734	30,792	ORGE
	WHEAT	102,821	117,415	220,236	BLE
	CEREALS UNMILLED, NES	65	2	67	CEREALES NON MOUL., NDA
	MALT AND MALT FLOUR		805	805	MALT ET FARINE DE MALT
	WHEAT FLOUR	247	21,691	21,938	FARINE DE BLE
	CEREALS MILLED, NES	47		47	CEREALES MOULUES, NDA
	BAKERY PROD. INC. FROZEN		4	4	PROD. BOUL., PROD. CONG.
	MACARONI, CEREAL PROD.	172		172	PATES ALIM. PROD. CEREAL
	FRESH FRUITS, BERRIES		77	77	FRUITS, BAIES FRAIS
	DRIED FRUITS		26	26	FRUITS SECS
	FRUIT JUICES	48		48	JUS DE FRUIT
	FRUIT, PRES. NOT CANNED		59	59	CONS. FRUITS NON BOITE
	FRUITS, PREP. CANNED	51		51	FRUITS PREP. EN BOITE
	NUTS, EXC. OIL NUTS NES	24	33	57	NOIX, SAUF OLEAG. NOA
	VEGETABLES, FRESH		7	7	LEGUMES, FRATS
	VEGETABLE PREP. NES	543		543	PREP. DE LEGUMES NOA
	SUGAR PREPARATIONS	2	15	17	PREP. A BASE DE SUCRE
	COCOA AND CHOCOLATE		386	386	CACAO ET CHOCOLAT
	COFFEE		4	4	CAFÉ
	SPICES		3	3	ÉPICES
	MISC. FOOD PREP. NES	9,505	132	9,637	DIV. PREP. ALIM. NOA
	GROUND CEREALS NES	94		94	CEREALES MOULUES NDA
	CONC. COMPLETE FEEDS	41		41	CONC., PROV. COMPLETES
	NON-ALCOHOLIC BEVERAGE	48		48	BOISSONS NON-ALCOOLIQ.
	ALE, BEER, STOUT, PORTER	20		20	ALE, BIÈRE, STOUT, PORTER
	WINES	5,255		5,255	VINS
	DIST. ALCOHOLIC BEV.	489	29	518	BOISS. ALCOOL. DIST.
	CIGARETTES	698		698	CIGARETTES
	TOBACCO NES	421		421	TABACS NDA
	CRUDE ANIMAL PROD. NES		44	44	PR. BRUTS ORIG. ANIM. NDA
	FLAX SEED		7,460	7,460	GRAINE DE LIN

TABLE 11. CARGOES HANDLED AT CANADIAN PORTS IN COASTWISE SHIPPING.

TABLEAU 11. MARCHANDISES MANUTENTIONNEES DANS LES PORTS CANADIENS, EN CABOTAGE NATIONAL.

PORT	COMMODITY	TONS LOADED TONNES CHARGÉES	TONS UNLOADED TONNES DECHARGÉES	TOTAL TOTAL	MARCHANDISES
HAMILTON (CONTO. - SUITE)	SOYA BEANS		5,192	5,192	GRAINE DE SOYA
	RUBBER, ALLIED GUMS, NAT		30	30	CAOUTCHOUC GOMMES NAT.
	WOOL AND ANIMAL HAIR		71	71	LAINES, POILS D'ANIMAL
	TEXTILE FIBRES NES		556	556	FIBRES TEXTILES NDA
	IRON ORE AND CONC		4,381,683	4,381,683	MINÉRAI, CONC. DE FER
	SLAG, DROSS, BY-PRODUCTS	10,080		10,080	POUS. GUEUL. SCDR. PROD.
	COAL, BITUMINOUS		177,085	177,085	CHARBON BITUMINEUX
	SAND AND GRAVEL		31	31	SABLE ET GRAVIERS
	STONE, CRUDE NES	159		159	PIERRE BRUTE NDA
	GYP SUM		17,604	17,604	GYPSE
	SALT	141	45,324	45,465	SEL
	COTTON, TEXTILE WASTE		19	19	DECHETS DE COTON, TEXT.
	WASTE AND SCRAP NES	3,461		3,461	DECHETS ET REBUTS NDA
	LUMBER AND TIMBER		79	79	BOIS D'OEUVRE ET CHARP.
	VENEER, PLYWOOD		18	18	PLACAGES, CONTRE-PLAQ.
	PAPER NES	177	69	246	PAPIER NDA
	PAPERBOARD	833	1,277	2,110	CARTON
	BLDG., PAPER AND BOARD	766		766	PLAQ. CONSTR., PAP/CART.
	CORDAGE, TWINE, ROPE	1,101		1,101	CORDAGE, FICELLE, CORDE
	JUTE WOVEN FABRICS	24	954	978	TISSUS DE JUTE
	TEXTILE FAB. MTL NES		11	11	OUVR. EN MAT. TEXT. NDA
	ANIMAL OILS, EXC. MARINE	20		20	HUIL. ANIM. SAUF AN. MAR.
	VEG. OILS, FATS NES		9	9	HUIL. MAT. GRAS. VEG. NDA
	METALLIC SALTS	487	167	654	SELS METALLIQUES
	INORGANIC CHEMS. NES	326	59	385	PROD. CHIM. INORG. NDA
	ORGANIC CHEMICALS NES	354	592	946	PROD. CHIM. ORGAN. NDA
	FERTILIZERS NES		4,456	4,456	ENGRAIS CHIMIQUE NOA
	SYNTHETIC RUBBER		393	393	CAOUTCHOUC SYNTHETIQUE
	PLASTIC MATERIALS	1,836	615	2,451	MATIERES PLASTIQUES
	DYESTUFF, PIGMENT, PAINT	43	281	324	MAT. COLOR. PIG. PEINTURE
	CHEM. SPECIALTIES NES	221	1	222	PROD. CHIM. SPECIAUX NDA
	GASOLINE		80,700	80,700	ESSENCE
	FUEL OIL		564,488	564,488	MAZOUT
	LUBRICATING OIL, GREASE	295		295	HUILE, GRAISSE LUBRIF.
	ASPHALTS, ROAD OILS		97	97	ASPHALTE, BITUME LIQD.
	COAL TAR, PITCH	34	890	924	GOUDRON, BRAI DE BOUIL.
	PETROL. COAL PROD. NES	4,376	12	4,388	DERIVE PETR. CHARB. NDA
	FERRO-ALLOYS	12,045	29	12,084	FERRO-ALLIAGES
	CAST IRON		4,761	4,761	FER EN GUEUSE
	CASTINGS, FORGINGS	9,898		9,898	MOUL. PIECES FORGEES
	BARNS AND RODS, STEEL	17,371	207	17,578	BARRES ET TIGES ACIER
	PLATE & SHEET STEEL	189,936	1,522	191,458	TILES, FEUILLES DACIER
	STRUCTURAL SHAPES	2,146	202	2,348	PROFILES DE CONSTRUCT.
	RAILS & TRACK MATERIAL	542		542	RAILS, MAT. VOIE FERREE
	PIPES, TUBES: IRON, STEEL	3,561	1,141	4,702	TUYAUX, TUBES: FER, ACIER
WIRE	5,922	38	5,960	FIL METALLIQUE	
ALUMINIUM		201	201	ALUMINIUM	
COPPER AND ALLOYS	58	131	189	CUIVRE ET ALLIAGES	
ZINC AND ALLOYS	2	4,254	4,256	ZINC ET ALLIAGES	
METAL FAB. BASIC PROD.	14,200	272	14,472	OUVR. DE BASE EN METAL	
DRAIN TILES, PIPES	219		219	TUILES TUY. DE DRAINAGE	
BRICKS, TILES NES	594		594	BRIQUES, TUILES NOA	
GLASS BASIC PRODUCTS	17	349	366	OUVR. DE BASE EN VERRE	
CEMENT	2,859	59	2,918	CIMENT	
NON-MET. MIN. BASIC PROD	998	415	1,413	PROD. MIN. NON-MET. BASE	
MISC. FABRICATED PRDD.	717		717	OUVRAGES DIVERS	
TRACTORS	11	136	147	TRACTEURS	
MACHINERY NES	1,476	1,104	2,580	MACHINES NDA	
PASS. AUTOS AND CHASSIS	80		80	VOITURES PART., CHASSIS	
TRUCKS AND CHASSIS	47		47	CAMIONS ET CHASSIS	
MOTOR VEHICLE ENGINES	14,129		14,129	MOTEURS DE VEH. AUTOM.	
ROAD MOTOR VEH. NES	2		2	VEH. AUTOM. ROUTIERS NDA	
RUBBER TIRES AND TUBES	474	12	486	PNEUS, CHAMBRES A AIR	
EQUIPMENT MISC.	727	114	841	MATERIEL DIVERS	
PERSONAL, HSEHOLD GOODS	291	53	344	ART. PERS. ET MENAGERS	
CONTAINERS, CLOSURES	1,243	433	1,676	CONTENEURS, FERMETURES	
MISC. END PRODUCTS NES	1,276	99	1,375	PRODUITS FINIS DIV. NDA	
GENERAL CARGO	5,087	177	5,264	MARCHANDISES DIVERSES	
PORT TOTAL	437,559 *	5,472,662 *	5,910,221 *	TOTAL DU PORT	
KILLARNEY	STONE, CRUDE NES	20,050		20,050	PIERRE BRUTE NDA
	PORT TOTAL	20,050 *	*	20,050 *	TOTAL DU PORT
KINGSTON	BARLEY		2,206	2,206	ORGE
	CORN		3,640	3,640	MAIS
	OATS		1,280	1,280	AVOINE
	WHEAT	38,825	45,094	83,919	BLE
	SALT		38,644	38,644	SEL
	GASOLINE		44,540	44,540	ESSENCE
	FUEL OIL		245,097	245,097	MAZOUT
	PORT TOTAL	38,825 *	380,501 *	419,326 *	TOTAL DU PORT
KINGSVILLE	GASOLINE	624		624	ESSENCE

TABLE 11. CARGOES HANDLED AT CANADIAN PORTS IN COASTWISE SHIPPING.

TABLEAU 11. MARCHANDISES MANUTENTIONNEES DANS LES PORTS CANADIENS, EN CABOTAGE NATIONAL.

PORT PORT	COMMODITY	TONS LOADED TONNES CHARGÉES	TONS UNLOADED TONNES DECHARGÉES	TOTAL TOTAL	MARCHANDISES
KINGSVILLE (CONTD. - SUITE)	FUEL OIL	590		590	MAZOUT
	PORT TOTAL	1,214 *	*	1,214 *	TOTAL DU PORT
LITTLE CURRENT	IRON ORE AND CONC	31,644		31,644	MINERAI, CONC. DE FER
	METALLIC SALTS		8,915	8,915	SELS METALLIQUES
	GASOLINE		18,621	18,621	ESSENCE
	FUEL OIL		21,387	21,387	MAZOUT
	LUBRICATING OIL, GREASE	116		116	HUILE, GRAISSE LUBRIF.
PORT TOTAL	31,760 *	48,923 *	80,683 *	TOTAL DU PORT	
MARATHON	SALT		18,669	18,669	SEL
	GASOLINE		8,712	8,712	ESSENCE
	FUEL OIL		60,065	60,065	MAZOUT
	PORT TOTAL	*	87,446 *	87,446 *	TOTAL DU PORT
MICHIPICOTEN HARBDUR	IRON ORE AND CONC	264,241		264,241	MINERAI, CONC. DE FER
	GASOLINE		17,910	17,910	ESSENCE
	FUEL OIL		27,785	27,785	MAZOUT
	PORT TOTAL	264,241 *	45,695 *	309,936 *	TOTAL DU PORT
MIDLAND	BARLEY		17,662	17,662	ORGE
	CORN		1,836	1,836	MAIS
	OATS		25,092	25,092	AVOINE
	WHEAT		539,974	539,974	BLE
	COAL, BITUMINOUS	27,000		27,000	CHARBON BITUMINEUX
	CRUSHED STONE		21,090	21,090	PIERRE CONCASSÉE
	STONE, CRUDE NES		116,064	116,064	PIERRE BRUTE NDA
	SALT		27,632	27,632	SEL
	PORT TOTAL	27,000 *	749,350 *	776,350 *	TOTAL DU PORT
	MORRISBURG	FUEL OIL		106,221	106,221
PORT TOTAL		*	106,221 *	106,221 *	TOTAL DU PORT
NIPIGON	PULPWOOD	102,500		102,500	BOIS A PATE
	PORT TOTAL	102,500 *	*	102,500 *	TOTAL DU PORT
OAKVILLE	GASOLINE	7,650		7,650	ESSENCE
	FUEL OIL	205,116	15,374	220,490	MAZOUT
	PORT TOTAL	212,766 *	15,374 *	228,140 *	TOTAL DU PORT
OSHAWA	SALT		35,300	35,300	SEL
	GASOLINE		65,155	65,155	ESSENCE
	FUEL OIL		84,390	84,390	MAZOUT
	PETROL, COAL PROD. NES		7,992	7,992	DERIVE PETR. CHARB. NDA
	PORT TOTAL	*	192,837 *	192,837 *	TOTAL DU PORT
OWEN SOUND	BARLEY		25,165	25,165	ORGE
	OATS		13,813	13,813	AVOINE
	WHEAT		175,807	175,807	BLE
	HULLS, SCREENINGS, CHAFF		17,408	17,408	ECOLURES, CRIBLURES, BAL
	SALT		18,020	18,020	SEL
	METALLIC SALTS		13,514	13,514	SELS METALLIQUES
	GASOLINE		55,680	55,680	ESSENCE
	FUEL OIL		47,247	47,247	MAZOUT
	PORT TOTAL		366,654 *	366,654 *	TOTAL DU PORT
	PARRY SOUND	SALT		40,230	40,230
METALLIC SALTS			4,090	4,090	SELS METALLIQUES
GASOLINE			154,363	154,363	ESSENCE
FUEL OIL			233,678	233,678	MAZOUT
PORT TOTAL			432,361 *	432,361 *	TOTAL DU PORT
PICTON	SLAGS, GROSS, BY-PRODUCTS		5,211	5,211	POUS. GUEUL. SCOR. PROD.
	GYPSUM		37,013	37,013	GYPSE
	CEMENT	303,984		303,984	CIMENT
	PORT TOTAL	303,984 *	42,224 *	346,208 *	TOTAL DU PORT
THUNDER BAY	FISH, CANNED		37	37	POISSON EN BOITES
	MILK POWDER		904	904	LAIT EN POWDRE
	DAIRY PROD. EGGS, HONEY		655	655	PROD. LAIT., OEUF, MIEL
	BARLEY	2,964,206		2,964,206	ORGE
	CORN	1,836		1,836	MAIS
	OATS	320,967		320,967	AVOINE
	RYE	54,782		54,782	SEIGLE
	WHEAT	8,160,169		8,160,169	BLE
	CEREALS UNMILLED, NES		132	132	CEREALES NON MOUL., NDA
	MALT AND MALT FLOUR	62,073		62,073	MALT ET FARINE DE MALT
	WHEAT FLOUR	38,420	329	38,749	FARINE DE BLE
	CEREALS MILLED, NES		375	375	CEREALES MOULUES, NDA
	BAKERY PROD. INC. FROZEN		21	21	PROD. BOUL., PROD. CONG.
	MACARONI, CEREAL PROD.		1,085	1,085	PATES ALIM. PROD. CEREAL
	APPLES		2	2	POMMES

TABLE 11. CARGOES HANDLED AT CANADIAN PORTS IN COASTWISE SHIPPING.

TABLEAU 11. MARCHANDISES MANUTENTIONNEES DANS LES PORTS CANADIENS, EN CABOTAGE NATIONAL.

PORT	COMMODITY	TONS LOADED TONNES CHARGÉES	TONS UNLOADED TONNES DECHARGÉES	TOTAL TOTAL	MARCHANDISES
THUNDER BAY (CONTD. - SUITE)	FRUIT JUICES		112	112	JUS DE FRUIT
	FRUITS, PREP. CANNED		51	51	FRUITS PREP. EN BOITE
	NUTS, EXC. OIL NUTS NES		24	24	NOIX, SAUF OLEAG. NDA
	VEGETABLES, FRESH		111	111	LEGUMES, FRAIS
	VEGETABLE PREP. NES		703	703	PREP. DE LEGUMES NDA
	SUGAR, NES	5	1,319	1,324	SUCRE, NDA
	SYRUP		40	40	SIROP
	SUGAR PREPARATIONS		3	3	PREP. A BASE DE SUCRE
	MISC. FOOD PREP. NES		80,119	80,119	DIV. PREP. ALIM. NDA
	MULLS, SCREENINGS, CHAFF	100,387		100,387	ECOLURES, CRIBLURES, BAL
	GROUND CEREALS NES	8,428	94	8,522	CEREALES MOULUES NDA
	CONC. COMPLETE FEEDS	2,734	200	2,934	CONC., PROV. COMPLETES
	NON-ALCOHOLIC BEVERAGE		219	219	BOISSONS NON-ALCOOLIQ.
	ALE, BEER, STOUT, PORTER		275	275	ALE, BIÈRE, STOUT, PORTER
	WINES		5,589	5,589	VINS
	DIST. ALCOHOLIC BEV.		16,015	16,015	BOISS. ALCOOL. DIST.
	CIGARETTES		698	698	CIGARETTES
	SEEDS FOR SOWING NES	12,011		12,011	GRAINES DE SEMENCE NOA
	FLAXSEED	260,681		260,681	GRAINE DE LIN
	RAPESEED	123,571		123,571	GRAINE DE COLZA
	SOYA BEANS	34,275		34,275	GRAINE DE SOYA
	PULPHOOD		102,500	102,500	BOIS A PATE
	IRON ORE AND CONC	3,026,888		3,026,888	MINERAL, CONC. DE FER
	COAL, BITUMINOUS	445,248		445,248	CHARBON BITUMINEUX
	ASBESTOS		50	50	AMIANTE
	SAND AND GRAVEL		1	1	SABLE ET GRAVIERS
	STONE, CRUDE NES		275	275	PIERRE BRUTE NDA
	SALT		92,923	92,923	SEL
	CRUDE NON-MET. MIN. NES	2	361	363	MIN. NON-MET. BRUTS NDA
	WASTE AND SCRAP NES		210	210	DECHETS ET REBUTS NDA
	LUMBER AND TIMBER	5,463		5,463	BOIS D'OEUVRE ET CHARP.
	SHINGLES AND SHAKES		84	84	BARDEAUX, BARD. FACADE
	VENEER, PLYWOOD	82		82	PLACAGES, CONTRE-PLAQ.
	WOOD FAB. MATERIALS		4	4	DEMI-PRODUITS EN BOIS
	PAPER NES	429	1,247	1,676	PAPIER NOA
	PAPERBOARD	59,347		59,347	CARTON
	BLDG. PAPER AND BOARD		1,161	1,161	PLAQ. CONSTR., PAP/CART.
	CORDAGE, TWINE, ROPE		2,504	2,504	CORDAGE, FICELLE, CORDE
	TEXTILE FAB. MTL NES		11	11	OUVR. EN MAT. TEXT. NDA
	ANIMAL OILS, EXC. MARINE		20	20	HUIL. ANIM. SAUF AN. MAR.
	VEG. OILS, FATS NES		98	98	HUIL. MAT. GRAS. VEG. NDA
	METALLIC SALTS		19,378	19,378	SELS METALLIQUES
	INORGANIC CHEMS. NES		410	410	PROD. CHIM. INORG. NDA
	GLYCOL		27	27	GLYCOL
	ORGANIC CHEMICALS NES		2,492	2,492	PROD. CHIM. ORGAN. NDA
	FERTILIZERS NES		120	120	ENGRAIS CHIMIQUE NDA
	AGRICULTURAL CHEMICALS		17	17	PROD. CHIM. AGRICOLES
	SYNTHETIC RUBBER		4,210	4,210	CADUTCHOUQ SYNTHEIQUE
	PLASTIC MATERIALS		2,175	2,175	MATIERES PLASTIQUES
	DYESTUFF, PIGMENT, PAINT	418	844	1,262	MAT. COLOR. PIG. PEINTURE
CHEM. SPECIALTIES NES	268	1,429	1,697	PROD. CHIM. SPECIAUX NDA	
GASOLINE		155,627	155,627	ESSENCE	
FUEL OIL		244,840	244,840	MAZOUT	
LUBRICATING OIL, GREASE	6	33,047	33,053	HUILE, GRAISSE LUBRIF.	
ASPHALTS, ROAD OILS	43	343	386	ASPHALTE, BITUME LIQD.	
COAL TAR, PITCH	890	6,630	7,520	GOUDRON, BRAI DE BOUIL.	
PETROL, COAL PROD. NES		1,813	1,813	DERIVE PETR. CHARB. NDA	
FERRO-ALLOYS		3,071	3,071	FERRO-ALLIAGES	
PRIMARY IRON, STEEL NES		60	60	FER, ACIER PRIMAIR. NDA	
CASTINGS, FORGINGS		303	303	MOUL. PIECES FORGEES	
BARNS AND RODS, STEEL		2,620	2,620	BARRES ET TIGES ACIER	
PLATE & SHEET STEEL	31	126,879	126,910	TOLES, FEUILLES D'ACIER	
STRUCTURAL SHAPES		18,858	18,858	PROFILES DE CONSTRUCT.	
RAILS & TRACK MATERIAL		38	38	RAILS, MAT. VOIE FERREE	
PIPES, TUBES: IRON, STEEL	10	5,447	5,457	TUYAUX, TUBES: FER, ACIER	
WIRE		2,310	2,310	FIL METALLIQUE	
ALUMINUM		21	21	ALUMINIUM	
COPPER AND ALLOYS		58	58	CUIVRE ET ALLIAGES	
ZINC AND ALLOYS		46	46	ZINC ET ALLIAGES	
METAL FAB. BASIC PROD.	7	7,565	7,572	OUVR. DE BASE EN METAL	
BUILDING BRICK, CLAY		36	36	BRIQ. A BATIR ARGILE	
BRICKS, TILES NES		1,319	1,319	BRIQUES, TUILLES NDA	
GLASS BASIC PRODUCTS		400	400	OUVR. DE BASE EN VERRE	
ASBESTOS BASIC PROD.		1,513	1,513	OUVR. DE BASE AMIANTE	
CEMENT		21,542	21,542	CIMENT	
CEMENT BASIC PROD.	64	1,830	1,894	OUVR. DE BASE CIMENT	
NON-MET. MIN. BASIC PROD	3	1,519	1,522	PROD. MIN. NON-MET. BASE	
MISC. FABRICATED PROD.		1,804	1,804	DUVRAGES DIVERS	
TRACTORS		50	50	TRACTEURS	
MACHINERY NES	167	1,067	1,234	MACHINES NDA	
PASS. AUTOS AND CHASSIS	8	1,227	1,235	VOITURES PART., CHASSIS	
BUSES AND CHASSIS	5	4	9	AUTOBUS ET CHASSIS	
TRUCKS AND CHASSIS	2	27	29	CAMIONS ET CHASSIS	

TABLE 11. CARGOES HANDLED AT CANADIAN PORTS IN COASTWISE SHIPPING.

TABLEAU 11. MARCHANDISES MANUTENTIONNEES DANS LES PORTS CANADIENS, EN CABOTAGE NATIONAL.

PORT PORT	COMMODITY	TONS LOADED TONNES CHARGÉES	TONS UNLOADED TONNES DÉCHARGÉES	TOTAL TOTAL	MARCHANDISES	
THUNDER BAY (CONTD. - SUITE)	MOTOR VEHICLE ENGINES		236	236	MOTEURS DE VEH.AUTOM.	
	ROAD MOTOR VEH. NES	2	16	18	VEH.AUTOM.ROUTIERS NDA	
	SHIPS,AIRCRAFT,MIS.VEH		20	20	NAVIRES,AVIONS,VEH.DIV	
	RUBBER TIRES AND TUBES	10	474	484	PNEUS, CHAMBRES A AIR	
	EQUIPMENT MISC.		1,095	1,095	MATERIEL DIVERS	
	PERSONAL,HSEHOLD GOODS		920	920	ART.PERS.ET MENAGERS	
	FIREARMS,AMMUNITION		32	32	ARMES A FEU,MUNITIONS	
	CONTAINERS,CLOSURES	120	9,495	9,615	CONTENEURS,FERMETURES	
	MISC. END PRODUCTS NES		2,912	2,912	PRODUITS FINIS DIV.NDA	
	GENERAL CARGO	9	6,217	6,226	MARCHANDISES DIVERSES	
	PORT TOTAL	15,684,067 *	1,004,994 *	16,689,061 *	TOTAL DU PORT	
	PORT COLBORNE	BARLEY		5,939	5,939	ORGE
		CORN	3,380		3,380	MAIS
OATS			2,979	2,979	AVOINE	
WHEAT		119,368	402,633	522,001	BLE	
IRON ORE AND CONC			155,358	155,358	MINERAI,CONC.OE FER	
SLAG,DROSS,BY-PRODUCTS		3,500		3,500	POUS,GUEUL,SCOR.PROD.	
DOLOMITE		12,300		12,300	DOLOMITE	
LIMESTONE		10,000		10,000	PIERRE CALCAIRE	
FUEL OIL			109,975	109,975	MAZOUT	
PIG IRON		1,021		1,021	FER EN GUEUSE	
RAILWAY ROLLING STOCK		14		14	MAT.POUL.DE CH.OE FER	
PORT TOTAL		149,583 *	676,884 *	826,467 *	TOTAL DU PORT	
PORT CREDIT		MILK POWDER		586	586	LAIT EN POUORE
	DAIRY PROD,EGGS,HONEY		90	90	PROD.LAIT.,OEUF,MIEL	
	CEREALS UNMILLED,NES	582	1	583	CEREALES NON MOUL.,NDA	
	MALT AND MALT FLOUR	227		227	MALT ET FARINE DE MALT	
	WHEAT FLOUR	461	98	559	FARINE DE BLE	
	BAKERY PROD,INC.FROZEN	21		21	PROD.BOUL.,PROD.CONG.	
	MACARONI,CEREAL PROD.	56		56	PATES ALIM,PROD.CEREAL	
	DRIED FRUITS		3,259	3,259	FRUITS SECS	
	FRUIT,PRES,NOT CANNED	128		128	CONS. FRUITS NON BOITE	
	PEANUTS		339	339	CACAHUETES	
	NUTS,EXC.OIL NUTS NES		1,681	1,681	NOIX,SAUF OLEAG.NDA	
	VEGETABLES, FRESH	76		76	LEGUMES, FRAIS	
	VEGETABLE PREP,NES	160		160	PREP. DE LEGUMES NDA	
	SUGAR, NES	1,700	5	1,705	SUCRE, NDA	
	SYRUP	40		40	SIROP	
	SUGAR PREPARATIONS	3	47	50	PREP. A BASE DE SUCRE	
	COCOA AND CHOCOLATE		1,121	1,121	CACAO ET CHOCOLAT	
	COFFEE		1,473	1,473	CAFE	
	TEA		1,527	1,527	THE	
	SPICES		165	165	EPICES	
	MISC.FOOD PREP,NES	28,149	11,733	39,882	DIV.PREP.ALIM.NDA	
	GROUND CEREALS NES	1,163		1,163	CEREALES MOULUES NDA	
	CONC.COMPLETE FEEDS	81		81	CONC.,PROV.COMPLETES	
	NON-ALCOHOLIC BEVERAGE	829	1,100	1,929	BOISSONS NON-ALCOOLIQ.	
	ALE,BEER,STOUT,PORTER	830		830	ALE,BIERE,STOUT,PORTER	
	WINES	207	127	334	VINS	
	DIST.ALCOHOLIC BEV.	8,986	1,634	10,620	BOISS.ALCOOL.OIST.	
	TOBACCO NES	304		304	TABACS NDA	
	RAW HIDES AND SKINS		9	279	PEAUX ET CUIRS BRUT	
	CRUDE ANIMAL PROD,NES	270		376	PR.BRUTS ORIG.ANIM.NDA	
	SOYA BEANS		1	1	GRAINE DE SOYA	
	RUBBER,ALLIED GUMS,NAT		34	34	CAOUTCHOUC GOMMES NAT.	
	CRUDE VEG.PROD,NES		176	177	PR.BRUTS ORIG.VEG.NDA	
	BOLTS,ROUND TIMBER	77		77	BILLOTS,BOIS RONDS	
	WOOL AND ANIMAL HAIR		517	517	LAIN,POILS DANIMAL	
	TEXTILE FIBRES NES		167	167	FIBRES TEXTILES NDA	
	IRON AND STEEL SCRAP	50		50	DECHETS DE FER, D'ACIER	
	ASBESTOS	380	3,499	3,879	AMIANTE	
	CHINA CLAY		17	17	KADLIN	
	STONE,CRUDE NES	163	78	241	PIERRE BRUTE NDA	
	CRUDE NON-MET.MIN.NES	5		5	MIN.NON-MET.BRUTS NDA	
	COTTON,TEXTILE WASTE	109	161	270	DECHETS DE COTON,TEXT.	
	WASTE AND SCRAP NES		2,030	2,030	DECHETS ET REBUTS NDA	
	LEATHER	279	22	301	CUIR	
	LUMBER AND TIMBER	1,741	5,013	6,754	BOIS DOEUVRE ET CHARP.	
	FLOORING	73		73	LAMES POUR PARQUET	
	SHINGLES AND SHAKES	84	126	210	BARDEAUX,BARD.FACADE	
	VENEER,PLYWOOD	414	40	454	PLACAGES,CONTRE-PLAQ.	
	WOOD FAB.MATERIALS		34	34	DEMI-PRODUITS EN BOIS	
	PAPER NES	3,194	356	3,550	PAPIER NDA	
	PAPERBOARD	29,833	56,027	85,860	CARTON	
	BLDG,PAPER AND BOARD	767	798	1,565	PLAQ.CONSTR.,PAP/CART.	
WET MACHINE BOARD	223		223	CARTON EN PATE PRESSE		
CORDAGE,TWINE,ROPE	137		137	CORDAGE,FICELLE,CORDE		
JUTE WOVEN FABRICS	1,035		1,035	TISSUS OE JUTE		
TEXTILE FAB.MTL NES	369	4,488	4,857	OUVR.EN MAT.TEXT.NDA		
ANIMAL OILS,EXC.MARINE	1,105		1,105	HUIL.ANIM.SAUF AN.MAR.		

TABLE 11. CARGOES HANDLED AT CANADIAN PORTS IN COASTWISE SHIPPING.

TABLEAU 11. MARCHANDISES MANUTENTIONNEES DANS LES PORTS CANADIENS, EN CABOTAGE NATIONAL.

PORT PORT	COMMODITY	TONS LOADED TONNES CHARGEES	TONS UNLOADED TONNES DECHARGEES	TOTAL TOTAL	MARCHANDISES	
PORT CREDIT (CONTD. - SUITE)	FISH, MARINE ANIMAL OIL	13		13	HUIL. DE POISSON, AN. MAR	
	VEG. OILS, FATS NES	234		234	HUIL. MAT. GRAS. VEG. NDA	
	OILS, FATS, WAXES NES	31		31	HUIL. MAT. GRAS. CIRE NDA	
	METALLIC SALTS	1,535	661	2,196	SELS METALLIQUES	
	INORGANIC CHEMS. NES	396	10	406	PROD. CHIM. INORG. NDA	
	ORGANIC CHEMICALS NES	2,493	3,867	6,360	PROD. CHIM. ORGAN. NDA	
	FERTILIZERS NES	173		173	ENGRAIS CHIMIQUE NDA	
	AGRICULTURAL CHEMICALS	17	45	62	PROD. CHIM. AGRICOLES	
	SYNTHETIC RUBBER	5,181	494	5,675	CAOUTCHOUC SYNTHETIQUE	
	PLASTIC MATERIALS	1,562	291	1,853	MATIERES PLASTIQUES	
	DYESTUFF, PIGMENT, PAINT	839	394	1,233	MAT. COLOR. PIG. PEINTURE	
	CHEM. SPECIALTIES NES	3,497	4,529	8,026	PROD. CHIM. SPECIAUX NDA	
	GASOLINE	49,403	6,666	56,069	ESSENCE	
	FUEL OIL	113,493		113,493	MAZOUT	
	LUBRICATING OIL, GREASE	37,876	1,083	38,959	HUIL. GRAISSE LUBRIF.	
	COKE	272		272	COKE	
	ASPHALTS, ROAD OILS	369	3,224	3,593	ASPHALTE, BITUME LIQD.	
	PETROL, COAL PROD. NES	253		253	DERIVE PETR. CHARB. NDA	
	FERRO-ALLOYS	1,094	1,907	3,001	FERRO-ALLIAGES	
	PRIMARY IRON, STEEL NES	60	107	167	FER, ACIER PRIMAIRE NDA	
	CASTINGS, FORGINGS	89		89	MOUL. PIECES FORGEES	
	BAR AND RODS, STEEL	915	97	1,012	BARRES ET TIGES ACIER	
	PLATE & SHEET STEEL	39,034	1,456	40,490	TOLLES, FEUILLES DACIER	
	STRUCTURAL SHAPES	6,995	821	7,816	PROFILES DE CONSTRUCT.	
	RAILS & TRACK MATERIAL	131		131	RAILS, MAT. VOIE FERREE	
	PIPES, TUBES: IRON, STEEL	6,200	269	6,469	TUYAUX, TUBES: FER, ACIER	
	WIRE	35	399	434	FIL METALLIQUE	
	ALUMINIUM	21	1,874	1,895	ALUMINIUM	
	COPPER AND ALLOYS	1,210	73	1,283	CUIVRE ET ALLIAGES	
	LEAD AND ALLOYS		83	83	PLOMB ET ALLIAGES	
	ZINC AND ALLOYS	104	202	306	ZINC ET ALLIAGES	
	METAL FAB. BASIC PROD.	4,450	1,948	6,398	OUVR. DE BASE EN METAL	
	BUILDING BRICK, CLAY	36		36	BRIQ. A BATIR ARGILE	
	DRAIN TILES, PIPES	10		10	TUILES TUY. DE DRAINAGE	
	BRICKS, TILES NES	4,828	20	4,848	BRIQUES, TUILES NDA	
	GLASS BASIC PRODUCTS	1,268	9,273	10,541	OUVR. DE BASE EN VERRE	
	ASBESTOS BASIC PROD.	1,528	335	1,863	OUVR. DE BASE AMIANTE	
	CEMENT	10,293	180	10,473	CIMENT	
	CEMENT BASIC PROD.	1,397	1,773	3,170	OUVR. DE BASE CIMENT	
	NON-MET. MIN. BASIC PROD	1,057	258	1,315	PROD. MIN. NON-MET. BASE	
	MISC. FABRICATED PROD.	1,668	258	1,926	OUVRAGES DIVERS	
	TRACTORS	3,115		3,115	TRACTEURS	
	MACHINERY NES	1,705	1,243	2,948	MACHINES NDA	
	CARS, AUTOS AND CHASSIS	84		84	VOITURES PART., CHASSIS	
	TRUCKS AND CHASSIS	5		5	CAMIONS ET CHASSIS	
	MOTOR VEHICLE ENGINES	26		26	MOTEURS DE VEH. AUTOM.	
	ROAD MOTOR VEH. NES	41		41	VEH. AUTOM. ROUTIERS NDA	
	SHIPS, AIRCRAFT, MIS. VEH	21		21	NAVIRES, AVIONS, VEH. DIV	
	RUBBER TIRES AND TUBES		1,496	1,496	PNEUS, CHAMBRES A AIR	
	EQUIPMENT MISC.	561	25	586	MATERIEL DIVERS	
	PERSONAL, HSEHOLD GOODS	863	169	1,032	APT. PERS. ET MENAGERS	
	FIREARMS, AMMUNITION	32		32	ARMES A FEU, MUNITIONS	
	CONTAINERS, CLOSURES	11,158	792	11,950	CONTENEURS, FERMETURES	
	MISC. END PRODUCTS NES	1,924	9	1,933	PRODUITS FINIS DIV. NDA	
	GENERAL CARGO	2,181	2	2,183	MARCHANDISES DIVERSES	
	PORT TOTAL	406,088 *	145,288 *	551,276 *	TOTAL DU PORT	
	PORT MCNICOLL	OATS		6,637	6,637	AVOINE
		WHEAT		193,364	193,364	BLE
		PORT TOTAL	*	200,001 *	200,001 *	TOTAL DU PORT
	PORT STANLEY	CORN	13,648		13,648	MAIS
		WHEAT	10,950		10,950	BLE
GASOLINE			91,076	91,076	ESSENCE	
FUEL OIL			168,646	168,646	MAZOUT	
PORT TOTAL		24,598 *	259,722 *	284,320 *	TOTAL DU PORT	
PRESCOTT	BARLEY	11,843	73,533	85,376	ORGE	
	CORN	16,499	45,968	62,467	MAIS	
	OATS		26,128	26,128	AVOINE	
	RYE		1,271	1,271	SEIGLE	
	WHEAT	109,731	195,175	304,906	BLE	
	SOYA BEANS	26,550		26,550	GRAINE DE SOYA	
	IRON ORE AND CONC		7,201	7,201	MINERAI, CONC. DE FER	
	SLAG, DROSS, BY-PRODUCTS		5,170	5,170	POUS. GUEUL. SCOR. PROD.	
	COAL, BITUMINOUS	3,332		3,332	CHARBON BITUMINEUX	
	SALT		99,810	99,810	Sel	
	METALLIC SALTS		9,757	9,757	SELS METALLIQUES	
	FUEL OIL		2,756	2,756	MAZOUT	
	PORT TOTAL	167,955 *	466,769 *	634,724 *	TOTAL DU PORT	
	RED ROCK	FUEL OIL		4,430	4,430	MAZOUT
PORT TOTAL		*	4,430 *	4,430 *	TOTAL DU PORT	

TABLE 11. CARGOES HANDLED AT CANADIAN PORTS IN COASTWISE SHIPPING.

TABLEAU 11. MARCHANDISES MANUTENTIONNEES DANS LES PORTS CANADIENS, EN CABOTAGE NATIONAL.

PORT PORT	COMMODITY	TONS LOADED TONNES CHARGEES	TONS UNLOADED TONNES DECHARGEES	TOTAL TOTAL	MARCHANDISES	
ST. CATHARINES	SALT		14,410	14,410	SEL	
	FUEL OIL		205,126	205,126	MAZOUT	
	PORT TOTAL	*	219,536 *	219,536 *	TOTAL DU PORT	
SARNIA	MILK POWDER	137		137	LAIT EN POUVRE	
	DAIRY PROD., EGGS, HONEY	211		211	PROD. LAIT., OEUFS, MIEL	
	BARLEY	34,945	4,117	39,062	ORGE	
	CORN	24,551		24,551	MAIS	
	OATS		2,805	2,805	AVOINE	
	RYE		6,511	6,511	SEIGLE	
	WHEAT	140,999	190,175	331,174	BLE	
	CEREALS UNMILLED, NES	87		87	CEREALES NON MOUL., NDA	
	MALT AND MALT FLOUR	5,147		5,147	MALT ET FARINE DE MALT	
	WHEAT FLOUR	68	15,261	15,329	FARINE DE BLE	
	CEREALS MILLED, NES	328		328	CEREALES MOULUES, NDA	
	APPLES	2		2	POMMES	
	FRUIT JUICES	64		64	JUS DE FRUIT	
	MISC. FOOD PREP. NES	4,451		4,451	DIV. PREP. ALIM. NDA	
	GROUND CEREALS NES		8,428	8,428	CEREALES MOULUES NDA	
	CONC. COMPLETE FEEDS	78		78	CONC., PROV. COMPLETES	
	DIST. ALCOHOLIC BEV.	5,247		5,247	BOISS. ALCOOL. DIST.	
	SOYA BEANS	39,209		39,209	GRAINE DE SOYA	
	CRUDE VEG. PROD. NES			1	PR. BRUTS ORIG. VEG. NDA	
	COAL, BITUMINOUS		22,400	22,400	CHARBON BITUMINEUX	
	ASBESTOS	50	361	411	AMIANTE	
	CRUDE NON-MET. MIN. NES	361		361	MIN. NON-MET. BRUTS NDA	
	WASTE AND SCRAP NES	210		210	DECHETS ET REBUTS NDA	
	LUMBER AND TIMBER	59	307	366	BOIS D'OEUVRE ET CHARP.	
	PAPERBOARD		75	75	CARTON	
	BLDG. PAPER AND BOARD	101		101	PLAQ. CONSTR., PAP. CART.	
	CORDAGE, TWINE, ROPE	1,403		1,403	CORDAGE, FICELLE, CORDE	
	TEXTILE FAB. MTL NES	11		12	OUVR. EN MAT. TEXT. NDA	
	METALLIC SALTS	17	8,641	8,658	SELS METALLIQUES	
	INORGANIC CHEMS. NES	109,116		109,116	PROD. CHIM. INORG. NDA	
	GLYCOL	16,394		16,394	GLYCOL	
	ORGANIC CHEMICALS NES	1,040	51	1,091	PROD. CHIM. ORGAN. NDA	
	SYNTHETIC RUBBER	4,571		4,571	CAOUTCHOUC SYNTHETIQUE	
	PLASTIC MATERIALS	1,804		1,804	MATIERES PLASTIQUES	
	DYESTUFF, PIGMENT, PAINT	30	1	31	MAT. COLOR. PIG. PEINTURE	
	CHEM. SPECIALTIES NES	50		50	PROD. CHIM. SPECIAUX NDA	
	GASOLINE	852,985		852,985	ESSENCE	
	FUEL OIL	1,372,238	128,521	1,500,759	MAZOUT	
	LUBRICATING OIL, GREASE	16,657	119,066	135,723	HUILE, GRAISSE LUBRIF.	
	PETROL. COAL PROD. NES	22,244	30,235	52,479	DERIVE PETR. CHARB. NDA	
	PLATE & SHEET STEEL		333	333	TOLES, FEUILLES D'ACIER	
	STRUCTURAL SHAPES		87	87	PROFILES DE CONSTRUCT.	
	PIPES, TUBES: IRON, STEEL	586		586	TUYAUX, TUBES: FER, ACIER	
	METAL FAB. BASIC PROD.	161	47	208	OUVR. DE BASE EN METAL	
	GLASS BASIC PRODUCTS	21		21	OUVR. DE BASE EN VERRE	
	CEMENT	152		152	CIMENT	
	CEMENT BASIC PROD.	433	50	483	OUVR. DE BASE CIMENT	
	NON-MET. MIN. BASIC PROD	883	262	1,145	PROD. MIN. NON-MET. BASE	
	MACHINERY NES		167	167	MACHINES NDA	
	PASS. AUTOS AND CHASSIS	1		1	VOITURES PART., CHASSIS	
	TRUCKS AND CHASSIS	1		1	CAMIONS ET CHASSIS	
	ROAD MOTOR VEH. NES	14	2	16	VEH. AUTOM. ROUTIERS NDA	
	SHIPS, AIRCRAFT, MIS. VEH		4	4	NAVIRES, AVIONS, VEH. DIV	
	EQUIPMENT MISC.	7		7	MATERIEL DIVERS	
	PERSONAL, HOUSEHOLD GOODS	233		233	ART. PERS. ET MENAGERS	
	CONTAINERS, CLOSURES	14	75	89	CONTENEURS, FERMETURES	
	MISC. END PRODUCTS NES	109		109	PRODUITS FINIS DIV. NDA	
	GENERAL CARGO	445	4	449	MARCHANDISES DIVERSES	
	PORT TOTAL	2,657,925 *	537,988 *	3,195,913 *	TOTAL DU PORT	
	SAULT STE. MARIE	WHEAT FLOUR		1,548	1,548	FARINE DE BLE
		MACARONI, CEREAL PROD.		6	6	PATES ALIM. PROD. CEREAL
		SUGAR, NES		658	658	SUCRE, NDA
		SUGAR PREPARATIONS		2	2	PREP. A BASE DE SUCRE
		MISC. FOOD PREP. NES		176	176	DIV. PREP. ALIM. NDA
		GROUND CEREALS NES		2	2	CEREALES MOULUES NDA
		CONC. COMPLETE FEEDS		3	3	CONC., PROV. COMPLETES
		NON-ALCOHOLIC BEVERAGE		658	658	BOISSONS NON-ALCOOLIQ.
		ALE, BEER, STOUT, PORTER	24	599	623	ALF, BIERE, STOUT, PORTER
IRON ORE AND CONC			1,508,117	1,508,117	MINERAU, CONC. DE FER	
SLAG, DROSS, BY-PRODUCTS			3,500	3,500	POUS. GUEUL. SCOR. PROD.	
COAL, BITUMINOUS			27,000	27,000	CHARBON BITUMINEUX	
SAND AND GRAVEL			2	2	SABLE ET GRAVIERS	
STONE, CRUDE NES			26	26	PIERRE BRUTE NDA	
SALT			14,073	14,073	SEL	
CRUDE NON-MET. MIN. NES			5	5	MIN. NON-MET. BRUTS NDA	
COTTON, TEXTILE WASTE			1	1	DECHETS DE COTON, TEXT.	
LUMBER AND TIMBER		901	16	917	BOIS D'OEUVRE ET CHARP.	
FLOORING			73	73	LAMES POUR PARQUET	

TABLE 11. CARGOES HANDLED AT CANADIAN PORTS IN COASTWISE SHIPPING.

TABLEAU 11. MARCHANDISES MANUTENTIONNEES DANS LES PORTS CANADIENS, EN CABOTAGE NATIONAL.

PORT	COMMODITY	TONS LOADED TONNES CHARGÉES	TONS UNLOADED TONNES DECHARGÉES	TOTAL TOTAL	MARCHANDISES
SAULT STE. MARIE (CONTD. - SUITE)	WOOD FAB. MATERIALS	3		3	DEMI-PRODUITS EN BOIS
	BLOG. PAPER AND BOARD		94	94	PLAQ. CONSTR., PAP/CART.
	WET MACHINE BOARD		6	6	CARTON EN PATE PRESSE
	METALLIC SALTS		1,807	1,807	SELS METALLIQUES
	INORGANIC CHEMS. NES		249	249	PROD. CHIM. INORG. NDA
	ORGANIC CHEMICALS NES		110	110	PROD. CHIM. ORGAN. NDA
	FERTILIZERS NES		2	2	ENGRAIS CHIMIQUE NDA
	DYESTUFF, PIGMENT, PAINT	1	20	21	MAT. COLOR. PIG. PEINTURE
	CHEM. SPECIALTIES NES		29	29	PROD. CHIM. SPECIAUX NDA
	GASOLINE		113,911	113,911	ESSENCE
	FUEL OIL		288,007	288,007	MAZOUT
	LUBRICATING OIL, GREASE		942	942	HUILE, GRAISSE LUBRIF.
	COKE	66,895		66,895	COKE
	ASPHALTS, ROAD OILS		26	26	ASPHALTE, BITUME LIQD.
	COAL TAR, PITCH	6,630		6,630	GOUDRON, BRAI DE BOUIL.
	PETROL. COAL PROD. NES	27,365		27,365	DERIVE PETR. CHARB. NDA
	FERRO-ALLOYS		10,847	10,847	FERRO-ALLIAGES
	PIG IRON		1,021	1,021	FER EN GUEUSE
	PRIMARY IRON, STEEL NES	17,495		17,495	FER, ACIER PRIMAIR. NDA
	CASTINGS, FORGINGS	19,187	68	19,255	MOUL. PIECES FORGEES
	BAR AND RODS, STEEL	3,563	125	3,688	BARRES ET TIGES ACIER
	PLATE & SHEET STEEL	91,263	4	91,267	TOLES, FEUILLES D'ACIER
	STRUCTURAL SHAPES	25,135	25	25,160	PROFILES DE CONSTRUCT.
	RAILS & TRACK MATERIAL	351		351	RAILS, MAT. VOIE FERREE
	PIPES, TUBES: IRON, STEEL	20		20	TUYAUX, TUBES: FER, ACIER
	WIRE		15	15	FIL METALLIQUE
	NON-FERROUS METALS NES		1,500	1,500	METAUX NON-FERREUX NDA
	METAL FAB. BASIC PROD.	1	1,148	1,149	OUVR. DE BASE EN METAL
	BRICKS, TILES NES		4,111	4,111	BRIQUES, TUILES NDA
	ASBESTOS BASIC PROD.		15	15	OUVR. DE BASE AMIANTE
	CEMENT		3,260	3,260	CIMENT
	NON-MET. MIN. BASIC PROD		42	42	PROD. MIN. NON-MET. BASE
	MISC. FABRICATED PROD.		22	22	OUVRAGES DIVERS
	TRACTORS		11	11	TRACTEURS
	MACHINERY NES	1	1,355	1,355	MACHINES NDA
	RAILWAY ROLLING STOCK		14	14	MAT. ROUL. DE CH. DE FER
	PASS. AUTOS AND CHASSIS		152	152	VOITURES PART., CHASSIS
	TRUCKS AND CHASSIS		8	8	CAMIONS ET CHASSIS
	TRIPS, AIRCRAFT, MIS. VEH		2	2	NAVIRES, AVIONS, VEH. DIV
	EQUIPMENT MISC.		51	51	MATERIEL DIVERS
PERSONAL, HSEHOLD GOODS		44	44	ART. PERS. ET MENAGERS	
CONTAINERS, CLOSURES	23	1,407	1,430	CONTENEURS, FERMETURES	
GENERAL CARGO		3	3	MARCHANDISES DIVERSES	
PORT TOTAL	258,858 *	1,986,917 *	2,245,775 *	TOTAL DU PORT	
THOROLD	PULPWOOD		120,348	120,348	BOIS A PATE
	DRES AND CONC. NES		5,602	5,602	MINERAIS ET CONC. NDA
	STONE, CRUDE NES		14,042	14,042	PIERRE BRUTE NDA
	WASTE AND SCRAP NES		965	965	DECHETS ET REBUTS NDA
	PAPER NES		450	450	PAPIER NDA
	INORGANIC CHEMS. NES		68,109	68,109	PROD. CHIM. INORG. NDA
	FUEL OIL		8,649	8,649	MAZOUT
	FERRO-ALLOYS		566	566	FERRO-ALLIAGES
	PORT TOTAL	*	218,731 *	218,731 *	TOTAL DU PORT
	TORONTO	BARLEY		92,614	92,614
OATS			8,095	8,095	AVOINE
RYE			827	827	SEIGLE
WHEAT			216,466	216,466	BLE
MALT AND MALT FLOUR			34,578	34,578	MALT ET FARINE DE MALT
RAW SUGAR			4,064	4,064	SUCRE BRUT
SUGAR, NES			8,332	8,332	SUCRE, NDA
FLAXSEED			34,169	34,169	GRAINE DE LIN
SOYA BEANS			22,945	22,945	GRAINE DE SOYA
SALT			204,755	204,755	SEL
WASTE AND SCRAP NES		2,000		2,000	DECHETS ET REBUTS NDA
METALLIC SALTS			33,090	33,090	SELS METALLIQUES
INORGANIC CHEMS. NES			5,000	5,000	PROD. CHIM. INORG. NDA
GLYCOL			16,214	16,214	GLYCOL
GASOLINE		83,096	124,829	207,925	ESSENCE
FUEL OIL		98,198	635,445	733,643	MAZOUT
PETROL. COAL PROD. NES			20,723	20,723	DERIVE PETR. CHARB. NDA
CEMENT			449,239	449,239	CIMENT
MACHINERY NES		210		210	MACHINES NDA
CONTAINERS, CLOSURES	68		68	CONTENEURS, FERMETURES	
PORT TOTAL	183,572 *	1,911,385 *	2,094,957 *	TOTAL DU PORT	
WALLACEBURG	CORN	102,697		102,697	MAIS
	WHEAT	30,471		30,471	BLE
	PORT TOTAL	133,168 *	*	133,168 *	TOTAL DU PORT
WELLAND	MANGANESE ORE		121,587	121,587	MINERAL DE MANGANESE

TABLE 11. CARGOES HANDLED AT CANADIAN PORTS IN COASTWISE SHIPPING.

TABLEAU 11. MARCHANDISES MANUTENTIONNEES DANS LES PORTS CANADIENS, EN CABOTAGE NATIONAL.

PORT PORT	COMMODITY	TONS LOADED TONNES CHARGÉES	TONS UNLOADED TONNES DÉCHARGÉES	TOTAL TOTAL	MARCHANDISES	
WELLAND (CONTO. - SUITE)	ORES AND CONC.NES		12,240	12,240	MINÉRAIS ET CONC.NDA	
	STONE,CRUDE NES		23,366	23,366	PIERRE BRUTE NDA	
	FUEL OIL COKE	600	47,407	47,407	MAZOUT COKE	
	NON-MET.MIN.BASIC PROD	3,156		3,156	PROD.MIN.NON-MET.BASE	
	PORT TOTAL	3,756 *	204,600 *	208,356 *	TOTAL DU PORT	
WHITBY	GASOLINE		24,578	24,578	ESSENCE	
	FUEL OIL		5,685	5,685	MAZOUT	
	CASTINGS,FORGINGS	420		420	MOUL.PIECES FORGÉES	
	PORT TOTAL	420 *	30,263 *	30,683 *	TOTAL DU PORT	
WINDSDR	CORN		588	588	MAIS	
	RYE		5,676	5,676	SEIGLE	
	WHEAT	11,069		11,069	BLÉ	
	CEREALS UNMILLED,NES		4	114	CÉRÉALES NON MOUL.,NDA	
	MALT AND MALT FLOUR	110		4,974	MALT ET FARINE DE MALT	
	WHEAT FLOUR		68	68	FARINE DE BLÉ	
	FRUIT,PRES.NOT CANNEO		128	128	CONS. FRUITS NON BOITE	
	VEGETABLES, FRESH	35		35	LEGUMES, FRAIS	
	MISC.FOOD PREP.NES	56,037		22	DIV.PREP.ALIM.NDA	
	GROUND CEREALS NES	2		2	CÉRÉALES MOULUES NDA	
	CONC.,COMPLETE FEEDS	3		3	CONC.,PROV.COMPLETES	
	WINES		22	22	VINS	
	DTST.ALCOHOLIC BEV.	4,645		4,645	BOISS.ALCOOL.DIST.	
	TOBACCO NES	44		44	TABACS NDA	
	COAL,BITUMINOUS		245,763	245,763	CHARBON BITUMINEUX	
	SAND AND GRAVEL	3		3	SABLE ET GRAVIERS	
	STONE,CRUDE NES	16		16	PIERRE BRUTE NDA	
	SALT	492,195		492,195	SEL	
	CRUDE NON-MET.MIN.NES		2	2	MIN.NON-MET.BRUTS NDA	
	WASTE AND SCRAP NES	3,675		3,675	DECHETS ET REBUTS NDA	
	LUMBER AND TIMBER		5,718	5,718	BOIS D'OEUVRE ET CHARP.	
	WOOD FAB.MATERIALS	1		1	DEMI-PRODUITS EN BOIS	
	PAPER NES		2	2	PAPIER NDA	
	JUTE WOVEN FABRICS		1,075	1,075	TISSUS DE JUTE	
	TEXTILE FAB.MTL NES	1		369	OUVR.EN MAT.TEXT.NDA	
	FISH,MARINE ANIMAL DIL		13	13	HUIL.DE POISSON,GR.MAR	
	METALLIC SALTS	11,535		17	SELS METALLIQUES	
	INORGANIC CHEMS. NES	328		328	PROD.CHIM.INORG.NDA	
	GLYCOL		153	153	GLYCOL	
	ORGANIC CHEMICALS NES	20		68	PROD.CHIM.ORGAN.NDA	
	FERTILIZERS NES	2		2	ENGRAIS CHIMIQUE NDA	
	CHEM.SPECIALTIES NES	13		13	PROD.CHIM.SPECIALIUX NDA	
	GASOLINE		214,053	214,053	ESSENCE	
	FUEL OIL	4,100		198,071	202,171	MAZOUT
	LUBRICATING OIL,GREASE	14		22	36	HUIL.GRAISSE LUBRIF.
	PRIMARY IRON,STEEL NES		17,495	17,495	17,495	FER,ACIER PRIMAIR.NDA
	CASTINGS,FORGINGS		755	755	755	MOUL.PIECES FORGÉES
	BARS AND RODS,STEEL		1,288	1,288	1,288	BARRES ET TIGES ACIER
	PLATE & SHEET STEEL	188		65,285	65,473	TOLES,FEUILLES DACIER
	STRUCTURAL SHAPES	219		11,618	11,837	PROFILES DE CONSTRUCT.
	RAILS & TRACK MATERIAL		208	208	208	RAILS,MAT.VOIE FERREE
	PIPES,TUBES:IRON,STEEL	113		113	113	TUYAUX,TUBES:FER,ACIER
	ZINC AND ALLOYS		60	60	60	ZINC ET ALLIAGES
	METAL FAB.BASIC PROD.	52		5,633	5,685	OUVR.DE BASE EN METAL
	CEMENT		39,094	39,094	39,094	CIMENT
	NON-MET.MIN.BASIC PROD		317	317	317	PROD.MIN.NON-MET.BASE
	MISC.FABRICATED PROD.		48	48	48	OUVRAGES DIVERS
TRACTORS		3,765	3,765	3,765	TRACTEURS	
MACHINERY NES	129		600	729	MACHINES NDA	
PASS.AUTOS AND CHASSIS	1,291		3	1,294	VOITURES PART.,CHASSIS	
BUSES AND CHASSIS	4		5	9	AUTOBUS ET CHASSIS	
TRUCKS AND CHASSIS	34		2	36	CAMIONS ET CHASSIS	
MOTOR VEHICLE ENGINES	99		99	99	MOTEURS DE VEH.AUTOM.	
SHIPS,AIRCRAFT,MIS.VEH	5		5	5	NAVIRES,AVIONS,VEH.DIV	
EQUIPMENT MISC.	133		1	134	MATERIEL DIVERS	
PERSONAL,HSEHOLD GOODS	15		8	23	ART.PERS.ET MENAGERS	
CONTAINERS,CLOSURES	210		602	812	CONTENEURS,FERMETURES	
MISC. END PRODUCTS NES	2		2	2	PRODUITS FINIS DIV.NDA	
GENERAL CARGO	36		36	36	MARCHANDISES DIVERSES	
PORT TOTAL	586,378 *		823,595 *	1,409,973 *	TOTAL DU PORT	
ONTARIO-NES/NDA	CORN		588	588	MAIS	
	WHEAT	1,350		1,350	BLÉ	
	SOYA BEANS	5,192		5,192	GRAINE DE SOYA	
	SLAG,DROSS,BY-PRODUCTS		4,910	4,910	POUS.GUEUL.SCOR.PROD.	
	DOLMITE		12,300	12,300	DOLMITE	
	CRUSHED STONE	21,090		21,090	PIERRE CONCASSEE	
	STONE,CRUDE NES	128,158		128,158	PIERRE BRUTE NDA	
	GASOLINE		624	624	ESSENCE	
	FUEL OIL	4,000		590	4,590	MAZOUT

TABLE 11. CARGOES HANDLED AT CANADIAN PORTS IN COASTWISE SHIPPING.

TABLEAU 11. MARCHANDISES MANUTENTIONNEES DANS LES PORTS CANADIENS, EN CABOTAGE NATIONAL.

PORT PORT	COMMODITY	TONS LOADED TONNES CHARGÉES	TONS UNLOADED TONNES DECHARGÉES	TOTAL TOTAL	MARCHANDISES
ONTARIO-NES/NDA (CONTO. - SUITE)	LUBRICATING OIL, GREASE		116	116	HUILE, GRAISSE LUBRIF.
	MACHINERY NES		210	210	MACHINES NDA
	PORT TOTAL	160,378 *	18,750 *	179,128 *	TOTAL DU PORT
	PROVINCE TOTAL	24,616,067 **	19,677,754 **	44,293,821 **	TOTAL DU PROVINCE
MANITOBA / MANITOBA CHURCHILL	MEAT, FRESH OR FROZEN	79		79	VIANDE, FRAICHE / CONG.
	MEAT AND MEAT PREP. NES	35		35	VIANDES ET PREP. NDA
	FISH, CANNED	32		32	POISSON EN BOITES
	DAIRY PROD., EGGS, HONEY	53		53	PROD. LAIT., DEUFS, MIEL
	WHEAT	8,000		8,000	BLE
	WHEAT FLOUR	163		163	FARINE DE BLE
	FRUITS, PREP. CANNED	32		32	FRUITS PREP. EN BOITE
	VEGETABLE PREP. NES	69		69	PREP. DE LEGUMES NDA
	SUGAR, NES	137		137	SUCRE, NDA
	MISC. FOOD PREP. NES	148		148	DIV. PREP. ALIM. NDA
	ALE, BEER, STOUT, PORTER	21		21	ALE, BIÈRE, STOUT, PORTER
	PAW HIDES AND SKINS		23	23	PEAUX ET CUIRS BRUT
	LUMBER AND TIMBER	65		65	BOIS D'OEUVRE ET CHARP.
	BLOG. PAPER AND BOARD	58		58	PLAQ. CONSTR., PAP/CART.
	GASOLINE	139		139	ESSENCE
	FUEL OIL	14,470		14,470	MAZOUT
	ROAD MOTOR VEH. NES	106		106	VEH. AUTOM. ROUTIERS NDA
	PERSONAL, HOUSEHOLD GOODS	50		50	ART. PERS. ET MENAGERS
	CONTAINERS, CLOSURES		57	57	CONTENEURS, FERMETURES
	GENERAL CARGO	367		372	MARCHANDISES DIVERSES
PORT TOTAL	24,024 *	85 *	24,109 *	TOTAL DU PORT	
	PROVINCE TOTAL	24,024 **	85 **	24,109 **	TOTAL DU PROVINCE
BRITISH COLUMBIA / COLOMBIE-BRITANNIQUE ALERT BAY	MISC. FOOD PREP. NES		1,804	1,804	DIV. PREP. ALIM. NDA
	GROUND CEREALS NES		10	10	CEREALES MOULUES NDA
	FEEDS, VEGETABLE ORIGIN		10	10	PROV. D'ORIGINE VEGETALE
	FEEDS OF ANIMAL ORIGIN		10	10	PROV. D'ORIGINE ANIMALE
	CONC., COMPLETE FEEDS		11	11	CONC., PROV. COMPLETES
	ALE, BEER, STOUT, PORTER		230	230	ALE, BIÈRE, STOUT, PORTER
	DIST. ALCOHOLIC BEV.		27	27	BOISS. ALCOOL. DIST.
	BOLTS, ROUND TIMBER		14	14	BILLOTS, BOIS ROND
	LUMBER AND TIMBER	1	48	49	BOIS D'OEUVRE ET CHARP.
	SHINGLES AND SHAKES		3	3	BARDEAUX, BARD. FACADE
	VENEER, PLYWOOD		5	5	PLACAGES, CONTRE-PLAQ.
	BLOG. PAPER AND BOARD		33	33	PLAQ. CONSTR., PAP/CART.
	GASOLINE		2,069	2,069	ESSENCE
	FUEL OIL		6,436	6,436	MAZOUT
	LUBRICATING OIL, GREASE		86	86	HUILE, GRAISSE LUBRIF.
	PETROL, COAL PROD. NES		22	22	DERIVE PETR. CHARB. NDA
	CASTINGS, FORGINGS		3	3	MOUL. PIECES FORGEES
	STRUCTURAL SHAPES		6	6	PROFILES DE CONSTRUCT.
	METAL FAB. BASIC PROD.	6	120	126	OUVR. DE BASE EN METAL
	DRAIN TILES, PIPES		4	4	TUILES TUY. DE DRAINAGE
	CEMENT		167	167	CIMENT
	CEMENT BASIC PROD.		62	62	OUVR. DE BASE CIMENT
	TRACTORS		12	12	TRACTEURS
	MACHINERY NES	22	74	96	MACHINES NDA
	PASS. AUTOS AND CHASSIS	7	8	15	VOITURES PART., CHASSIS
	TRUCKS AND CHASSIS		10	10	CAMIONS ET CHASSIS
	ROAD MOTOR VEH. NES		13	13	VEH. AUTOM. ROUTIERS NDA
	SHIPS, AIRCRAFT, MIS. VEH	1	5	6	NAVIRES, AVIONS, VEH. DIV
	EQUIPMENT MISC.	7	325	332	MATERIEL DIVERS
	PERSONAL, HOUSEHOLD GOODS	1	6	7	ART. PERS. ET MENAGERS
	CONTAINERS, CLOSURES	317		317	CONTENEURS, FERMETURES
	GENERAL CARGO		68	68	MARCHANDISES DIVERSES
	PORT TOTAL	362 *	11,701 *	12,063 *	TOTAL DU PORT
ANDYS BAY	LOGS		92,623	92,623	BILLES
	PULPWOOD	10,000		10,000	BDIS A PATE
	GASOLINE		34	34	ESSENCE
	FUEL OIL		531	531	MAZOUT
	WIRE	30	29	59	FIL METALLIQUE
	METAL FAB. BASIC PROD.	25	1,259	1,284	OUVR. DE BASE EN METAL
PORT TOTAL	10,055 *	94,476 *	104,531 *	TOTAL DU PORT	
BAMBERTON	SLAG, GROSS, BY-PRODUCTS		7,209	7,209	POUS. GUEUL. SCOR. PROD.
	SAND AND GRAVEL	1,936		1,936	SABLE ET GRAVIERS
	LIMESTONE		2,898	2,898	PIERRE CALCAIRE
	WASTE AND SCRAP NES		981	981	DECHETS ET REBUTS NDA
	CHEM. SPECIALTIES NES	10		10	PROD. CHIM. SPECIAUX NDA
	CASTINGS, FORGINGS		110	110	MOUL. PIECES FORGEES
	STRUCTURAL SHAPES	20		20	PROFILES DE CONSTRUCT.
	CEMENT	207,973		207,973	CIMENT
CEMENT BASIC PROD.	2,954		2,954	OUVR. DE BASE CIMENT	

TABLE 11. CARGOES HANDLED AT CANADIAN PORTS IN COASTWISE SHIPPING.

TABLEAU 11. MARCHANDISES MANUTENTIONNEES DANS LES PORTS CANADIENS, EN CABOTAGE NATIONAL.

PORT PORT	COMMODITY	TONS LOADED TONNES CHARGEES	TONS UNLOADED TONNES DECHARGEES	TOTAL TOTAL	MARCHANDISES	
BAMBERTON (CONTO. - SUITE)	MACHINERY NES PORT TOTAL		1,858 13,056 *	1,858 225,949 *	MACHINES NDA TOTAL DU PORT	
BEAVER COVE	MISC.FOOD PREP.NES LOGS PULPWOOD LUMBER AND TIMBER VENEER,PLYWOOD BLDG.PAPER AND BOARD METALLIC SALTS GASOLINE FUEL OIL LUBRICATING OIL,GREASE PETROL.COAL PROD.NES WIRE METAL FAB.BASIC PROD. DRAIN TILES,PIPES MACHINERY NES TRUCKS AND CHASSIS SHIPS,AIRCRAFT,MIS.VEH PERSONAL,HSEHOLD GOODS CONTAINERS,CLOSURES PORT TOTAL			274 420,485 64,421 9,420 3 23 3 1,577 8,788 68 8 14 27 5 10 20 9 3 23 494,739 *	274 420,485 64,421 9,420 2 23 3 1,577 9,124 68 8 793 729 5 280 20 9 3 23 507,268 *	DIV.PREP.ALIM.NDA BILLES BOIS A PATE BOIS DOEUVRE ET CHARP. PLACAGES,CONTRE-PLAQ. PLAQ.CONSTR.,PAP/CART. SELS METALLIQUES ESSENCE MAZOUT HUILE,GRAISSE LUBRIF. DEPIVE PETR.CHARB.NDA FTL METALLIQUE OUVR.DE BASE EN METAL TUILLES TUY.DE DRAINAGE MACHINES NDA CAMIONS ET CHASSIS NAVIRES,AVIONS,VEH.DIV ART.PERS.ET MENAGERS CONTENEURS,FERMETURES TOTAL DU PORT
BEDWELL SOUND	LOGS GASOLINE FUEL OIL MACHINERY NES PORT TOTAL	29,800			29,800 347 131 140 30,418 *	BILLES ESSENCE MAZOUT MACHINES NDA TOTAL DU PORT
BEECHER BAY	LOGS PULPWOOD LUMBER AND TIMBER PIPES,TUBES:IRON,STEEL PORT TOTAL	52,640 10,680 1,200 64,520 *	15,080		67,720 10,680 1,200 100 79,700 *	BILLES BOIS A PATE BOIS DOEUVRE ET CHARP. TUYAUX,TUBES:FER,ACIER TOTAL DU PORT
BELLA COOLA	MISC.FOOD PREP.NES ALE,BEER,STOUT,PORTER DIST.ALCOHOLIC BEV. LOGS BOLTS,ROUND TIMBER PULPWOOD IRON AND STEEL SCRAP LUMBER AND TIMBER SHINGLES AND SHAKES VENEER,PLYWOOD BLDG.PAPER AND BOARD GASOLINE FUEL OIL LUBRICATING OIL,GREASE COKE PETROL.COAL PROD.NES PLATE & SHEET STEEL WIRE METAL FAB.BASIC PROD. CEMENT CEMENT BASIC PROD. MACHINERY NES PASS.AUTOS AND CHASSIS TRUCKS AND CHASSIS ROAD MOTOR VEH. NES SHIPS,AIRCRAFT,MIS.VEH EQUIPMENT MISC. PERSONAL,HSEHOLD GOODS CONTAINERS,CLOSURES PORT TOTAL			977 213 49 178,100 46 12,000 1 13 4 13 362 1,225 1,875 69 4 13 3 6 575 46 76 219 61 40 64 15 8 11 98 190,410 *	977 213 49 178,100 46 12,000 1 13 4 13 362 1,225 1,875 69 4 13 3 6 576 46 76 296 131 52 81 15 8 13 99 196,366 *	OIV.PREP.ALIM.NDA ALE,BIERE,STOUT,PORTER BOISS.ALCOOL.OIST. BILLES BILLOTS,BOIS ROND BOIS A PATE DECHETS DE FER, D'ACIER BOIS DOEUVRE ET CHARP. BARDEAUX,BARD.FACADE PLACAGES,CONTRE-PLAQ. PLAQ.CONSTR.,PAP/CART. ESSENCE MAZOUT HUILE,GRAISSE LUBRIF. COKE OERIVE PETR.CHARB.NDA TOLES,FEUILLES D'ACIER FTL METALLIQUE OUVR.DE BASE EN METAL CIMENT OUVR.DE BASE CIMENT MACHINES NDA VOITURES PART.,CHASSIS CAMIONS ET CHASSIS VEH.AUTOM.ROUTIERS NDA NAVIRES,AVIONS,VEH.OIV MATERIEL DIVERS ART.PERS.ET MENAGERS CONTENEURS,FERMETURES TOTAL DU PORT
BLIND BAY	LOGS PULPWOOD GASOLINE FUEL OIL WIRE METAL FAB.BASIC PROD. PORT TOTAL	117,660 5,700	48,180		165,840 5,700 8 166 81 446 172,241 *	BILLES BOIS A PATE ESSENCE MAZOUT FTL METALLIQUE OUVR.DE BASE EN METAL TOTAL DU PORT
BLUBBER BAY	LIMESTONE GASOLINE FUEL OIL PORT TOTAL	47,726			47,726 230 567 797 *	PIERRE CALCAIRE ESSENCE MAZOUT TOTAL DU PORT
BRITANNIA BEACH	PULPWOOD COPPER ORE AND CONC. SAND AND GRAVEL			374,950 2,200 800,200	374,950 2,200 800,200	BOIS A PATE MINERAI,CONC. CUIVRE SABLE ET GRAVIERS

TABLE 11. CARGOES HANDLED AT CANADIAN PORTS IN COASTWISE SHIPPING.

TABLEAU 11. MARCHANDISES MANUTENTIONNEES DANS LES PORTS CANADIENS, EN CABOTAGE NATIONAL.

PORT	COMMODITY	TONS LOADED TONNES CHARGEES	TONS UNLOADED TONNES DECHARGEES	TOTAL TOTAL	MARCHANDISES	
BRITANNIA BEACH (CONTO. - SUITE)	HOGGED FUEL, WOOD		63,000	63,000	BOIS DE CHAUFFAGE	
	PULP	19,800	1,530	21,330	PATE	
	NEWSPRINT PAPER	4,800		4,800	PAPIER JOURNAL	
	GASOLINE		60	60	ESSENCE	
	FUEL OIL		56,171	56,171	MAZOUT	
	PETROL, COAL PROD. NES		1,000	1,000	DERIVE PETR. CHARB. NDA	
	WIRE	15	40	55	FIL METALLIQUE	
	METAL FAB. BASIC PROD.	323		323	OUVR. DE BASE EN METAL	
	MACHINERY NES		200	200	MACHINES NDA	
	PORT TOTAL	827,338 *	496,951 *	1,324,289 *	TOTAL DU PORT	
	CAMPBELL RIVER	LOGS	33,250	180,518	213,768	BILLES
		PULPWOOD	12,500	1,072,562	1,085,062	BOIS A PATE
		DRES AND CONC. NES		107	107	MINERAIS ET CONC. NDA
IRON AND STEEL SCRAP			50	50	DECHETS DE FER, D'ACIER	
LIMESTONE			16,909	16,909	PIERRE CALCAIRE	
SALT			3,110	3,110	SEL	
HOGGED FUEL, WOOD			63,198	63,198	BOIS DE CHAUFFAGE	
WASTE AND SCRAP NES			201,673	201,673	DECHETS ET REBUTS NDA	
LUMBER AND TIMBER		35,200		35,200	BOIS D'OEUVRE ET CHARP.	
PULP		24,935	2,068	27,003	PATE	
NEWSPRINT PAPER		141,317		141,317	PAPIER JOURNAL	
BLDG. PAPER AND BOARD			250	250	PLAQ. CONSTR., PAP/CART.	
OILS, FATS, WAXES NES			45	45	HUIL. MAT. GRAS. CIRE NDA	
METALLIC SALTS			7,895	7,895	SELS METALLIQUES	
INORGANIC CHEMS. NES			46,660	46,660	PROD. CHIM. INORG. NDA	
ORGANIC CHEMICALS NES			4,800	4,800	PROD. CHIM. ORGAN. NDA	
PLASTIC MATERIALS			125	125	MATIERES PLASTIQUES	
CHEM. SPECIALTIES NES			250	250	PROD. CHIM. SPECIAUX NDA	
GASOLINE		29	11,569	11,598	ESSENCE	
FUEL OIL		21	26,504	26,525	MAZOUT	
WIRE		449	10	459	FIL METALLIQUE	
ALUMINIUM			200	200	ALUMINIUM	
ZINC AND ALLOYS			100	100	ZINC ET ALLIAGES	
METAL FAB. BASIC PROD.		222	39	261	OUVR. DE BASE EN METAL	
BUILDING BRICK, CLAY			420	420	BRIQ. A BATIR ARGILE	
CEMENT			250	250	CIMENT	
CEMENT BASIC PROD.			2,700	2,700	OUVR. DE BASE CIMENT	
MACHINERY NES		600	115	715	MACHINES NDA	
TRUCKS AND CHASSIS			3	3	CAMIONS ET CHASSIS	
EQUIPMENT MISC.			20	20	MATERIEL DIVERS	
CONTAINERS, CLOSURES		40	3	43	CONTENEURS, FERMETURES	
GENERAL CARGO		50	20	70	MARCHANDISES DIVERSES	
PORT TOTAL		248,613 *	1,642,173 *	1,890,786 *	TOTAL DU PORT	
CENTRE BAY	LOGS	344,155	313,910	658,065	BILLES	
	PORT TOTAL	344,155 *	313,910 *	658,065 *	TOTAL DU PORT	
CHEMAINUS	LOGS	27,880	44,770	72,650	BILLES	
	BOLTS, ROUND TIMBER	336		336	RILLOTS, BOIS RONDS	
	PULPWOOD	118,953	8,900	127,853	BOIS A PATE	
	HOGGED FUEL, WOOD	42,833		42,833	BOIS DE CHAUFFAGE	
	WASTE AND SCRAP NES	800		800	DECHETS ET REBUTS NDA	
	LUMBER AND TIMBER	8,088	116,711	124,799	BOIS D'OEUVRE ET CHARP.	
	PULP		500	500	PATE	
	NEWSPRINT PAPER		1,900	1,900	PAPIER JOURNAL	
	FUEL OIL		1,665	1,665	MAZOUT	
	METAL FAB. BASIC PROD.		6	6	OUVR. DE BASE EN METAL	
	PORT TOTAL	198,890 *	174,452 *	373,342 *	TOTAL DU PORT	
	CLAM BAY	LOGS	4,880	12,760	17,640	BILLES
		PORT TOTAL	4,880 *	12,760 *	17,640 *	TOTAL DU PORT
CLIO BAY	LOGS	90,550		90,550	BILLES	
	PORT TOTAL	90,550 *		90,550 *	TOTAL DU PORT	
COAL HARBOUR	MISC. FOOD PREP. NES		203	203	DIV. PREP. ALIM. NDA	
	LOGS		8,000	8,000	BILLES	
	GASOLINE	62		62	ESSENCE	
	FUEL OIL	161		161	MAZOUT	
	LUBRICATING OIL, GREASE		19	19	HUILE, GRAISSE LUBRIF.	
	STRUCTURAL SHAPES		2,134	2,134	PROFILES DE CONSTRUCT.	
	METAL FAB. BASIC PROD.		7	7	OUVR. DE BASE EN METAL	
	CEMENT		800	800	CIMENT	
	MACHINERY NES	160	4,124	4,284	MACHINES NDA	
	TRUCKS AND CHASSIS	50	2	52	CAMIONS ET CHASSIS	
	ROAD MOTOR VEH. NES	89	791	880	VEH. AUTOM. ROUTIERS NDA	
	EQUIPMENT MISC.	6		6	MATERIEL DIVERS	
	CONTAINERS, CLOSURES	1		1	CONTENEURS, FERMETURES	
	MISC. END PRODUCTS NES		120	120	PRODUITS FINIS DIV. NDA	
	GENERAL CARGO		45	45	MARCHANDISES DIVERSES	
PORT TOTAL	529 *	16,245 *	16,774 *	TOTAL DU PORT		

TABLE 11. CARGOES HANDLED AT CANADIAN PORTS IN COASTWISE SHIPPING.

TABLEAU 11. MARCHANDISES MANUTENTIONNEES DANS LES PORTS CANADIENS, EN CABOTAGE NATIONAL.

PORT PORT	COMMODITY	TONS LOADED TONNES CHARGEES	TONS UNLOADED TONNES DECHARGEES	TOTAL TOTAL	MARCHANDISES
COURTENAY	LOGS	220,859		220,859	BILLES
	PULPWOOD	6,575		6,575	BOIS A PATE
	LIMESTONE		600	600	PIERRE CALCAIRE
	LUMBER AND TIMBER	515		515	BOIS OEUVRE ET CHARP.
	GASOLINE		11,755	11,755	ESSENCE
	FUEL OIL		15,703	15,703	MAZOUT
	LUBRICATING OIL, GREASE		1,860	1,860	HUILE, GRAISSE LUBRIF.
	WIRE		33	33	FIL METALLIQUE
	METAL FAB. BASIC PROD.	3	15	18	OUVR. DE BASE EN METAL
	PASS. AUTOS AND CHASSIS	2		2	VOITURES PART., CHASSIS
	CONTAINERS, CLOSURES	10		10	CONTENEURS, FERMETURES
	PORT TOTAL	227,964 *	29,966 *	257,930 *	TOTAL DU PORT
	COWICHAN BAY	LOGS		22,300	22,300
BOLTS, ROUND TIMBER		772	65	837	BILLOTS, BOIS RONDS
LUMBER AND TIMBER		10,369	36,104	46,473	BOIS OEUVRE ET CHARP.
RAILWAY TIES		42		42	TRAVERSES DE CH. FER
SHINGLES AND SHAKES		10		10	BARDEAUX, BARD. FACADE
PAPER NES		30	42	72	PAPIER NDA
EXPLOS., FUSES, CAPS		151	284	435	EXPLOS., AMORCES, DET.
FERTILIZERS NES			50	50	ENGRAIS CHIMIQUE NDA
GASOLINE		147	7,206	7,353	ESSENCE
FUEL OIL		212	8,987	9,199	MAZOUT
MACHINERY NES		50		50	MACHINES NDA
FIREARMS, AMMUNITION			133	133	ARMES A FEU, MUNITIONS
CONTAINERS, CLOSURES			30	30	CONTENEURS, FERMETURES
PORT TOTAL		11,783 *	75,201 *	86,984 *	TOTAL DU PORT
CROFTON		LOGS	11,160	58,200	69,360
	PULPWOOD	5,100	697,179	702,279	BOIS A PATE
	SLAG, DRSS, BY-PRODUCTS	8,200		8,200	POUS. GUEUL. SCOR. PROD.
	LIMESTONE		4,107	4,107	PIERRE CALCAIRE
	HOGGED FUEL, WOOD		53,432	53,432	BOIS DE CHAUFFAGE
	LUMBER AND TIMBER	1,050	266,809	267,859	BOIS OEUVRE ET CHARP.
	PULP	10,210	5,308	15,518	PATE
	NEWSPRINT PAPER	6,025	1,500	7,525	PAPIER JOURNAL
	PAPER NES	540		540	PAPIER NDA
	METALLIC SALTS		1,040	1,040	SELS METALLIQUES
	INORGANIC CHEMS. NES		40,039	40,039	PROD. CHIM. INORG. NDA
	ORGANIC CHEMICALS NES		915	915	PROD. CHIM. ORGAN. NDA
	FUEL OIL		45,518	45,518	MAZOUT
	PETROL. COAL PRDD. NES		5,150	5,150	DERIVE PETR. CHARB. NDA
	METAL FAB. BASIC PROD.	101		101	OUVR. DE BASE EN METAL
	CONTAINERS, CLOSURES	2		2	CONTENEURS, FERMETURES
	PORT TOTAL	42,388 *	1,179,197 *	1,221,585 *	TOTAL DU PORT
ESQUIMALT	MISC. FOOD PREP. NES		35	35	DIV. PREP. ALIM. NDA
	ALE, BEER, STOUT, PORTER		7	7	ALE, BIERE, STOUT, PORTER
	LOGS	52,000	172,880	224,880	BILLES
	GASOLINE		104	104	ESSENCE
	FUEL OIL		48,339	48,339	MAZOUT
	LUBRICATING OIL, GREASE		5	5	HUILE, GRAISSE LUBRIF.
	MACHINERY NES		14	14	MACHINES NDA
	PASS. AUTOS AND CHASSIS		1	1	VOITURES PART., CHASSIS
PORT TOTAL	52,000 *	221,385 *	273,385 *	TOTAL DU PORT	
FAIR HARBOUR	MISC. FOOD PREP. NES		463	463	DIV. PREP. ALIM. NDA
	ALE, BEER, STOUT, PORTER		1	1	ALE, BIERE, STOUT, PORTER
	LOGS	141,000		141,000	BILLES
	PULPWOOD	19,000		19,000	BOIS A PATE
	LUMBER AND TIMBER		2	2	BOIS OEUVRE ET CHARP.
	PULP	4,500		4,500	PATE
	BLDG. PAPER AND BOARD		11	11	PLAQ. CONSTR., PAP/CART.
	GASOLINE		44	44	ESSENCE
	FUEL OIL		332	332	MAZOUT
	PETROL. COAL PRDD. NES		10	10	DERIVE PETR. CHARB. NDA
	WIRE		3	3	FIL METALLIQUE
	METAL FAB. BASIC PROD.		7	7	OUVR. DE BASE EN METAL
	CEMENT		1	1	CIMENT
	MACHINERY NES	80	287	367	MACHINES NDA
	PASS. AUTOS AND CHASSIS	3		3	VOITURES PART., CHASSIS
	TRUCKS AND CHASSIS	6		6	CAMIONS ET CHASSIS
	EQUIPMENT MISC.	3		3	MATERIEL DIVERS
PERSONAL, HSEHOLD GOODS	5		5	ART. PERS. ET MENAGERS	
CONTAINERS, CLOSURES	22		22	CONTENEURS, FERMETURES	
PORT TOTAL	164,619 *	1,161 *	165,780 *	TOTAL DU PORT	
FURRY CREEK	SAND AND GRAVEL	62,464		62,464	SABLE ET GRAVIERES
	PORT TOTAL	62,464 *		62,464 *	TOTAL DU PORT
GOLD RIVER	FISH, FRESH OR FROZEN		1	1	POISSON, FRAIS OU CONG.
	MISC. FOOD PREP. NES		4	4	DIV. PREP. ALIM. NDA
	LOGS	121,200	104,700	225,900	BILLES

TABLE 11. CARGOES HANDLED AT CANADIAN PORTS IN COASTWISE SHIPPING.

TABLEAU 11. MARCHANDISES MANUTENTIONNEES DANS LES PORTS CANADIENS, EN CABOTAGE NATIONAL.

PORT	COMMODITY	TONS LOADED TONNES CHARGÉES	TONS UNLOADED TONNES DECHARGÉES	TOTAL TOTAL	MARCHANDISES	
GOLD RIVER (CONTD. - SUITE)	PULPWOOD	1,800	161,250	163,050	BOIS A PATE	
	IRON AND STEEL SCRAP	2,600		2,600	DECHETS DE FER, D'ACIER	
	SAND AND GRAVEL		1,200	1,200	SABLE ET GRAVIERS	
	LIMESTONE		3,000	3,000	PIERRE CALCAIRE	
	LUMBER AND TIMBER	100		100	BOIS D'OEUVRE ET CHARP.	
	PULP	53,874	4,500	58,374	PATE	
	NEWSPRINT PAPER	1,984		1,984	PAPIER JOURNAL	
	INORGANIC CHEMS. NES		2,800	2,800	PROD. CHIM. INORG. NDA	
	ORGANIC CHEMICALS NES		900	900	PROD. CHIM. ORGAN. NDA	
	GASOLINE		1,851	1,851	ESSENCE	
	FUEL OIL		4,603	4,603	MAZOUT	
	PIPES, TUBES: IRON, STEEL		1	1	TUYAUX, TUBES: FER, ACIER	
	METAL FAB. BASIC PROD.		1	1	OUVR. DE BASE EN METAL	
	CEMENT BASIC PROD.		2,500	2,500	OUVR. DE BASE CIMENT	
	NON-MET. MIN. BASIC PROD.		400	400	PROD. MIN. NON-MET. BASE	
	MACHINERY NES	410	2,100	2,510	MACHINES NDA	
	PORT TOTAL	181,968 *	289,811 *	471,779 *	TOTAL DU PORT	
	GOWLAND HARBOUR	LOGS		8,163	8,163	BILLES
		PORT TOTAL		8,163 *	8,163 *	TOTAL DU PORT
	HASTINGS ARM	SAND AND GRAVEL	14,859		14,859	SABLE ET GRAVIERS
PORT TOTAL		14,859 *		14,859 *	TOTAL DU PORT	
JERVIS INLET	MISC. FOOD PREP. NES		114	114	DIV. PREP. ALIM. NDA	
	LOGS	33,828	52,840	86,668	BILLES	
	SAND AND GRAVEL	11,124		11,124	SABLE ET GRAVIERS	
	GASOLINE		872	872	ESSENCE	
	FUEL OIL		2,175	2,175	MAZOUT	
	PETROL. COAL PROD. NES		141	141	DERIVE PETR. CHARB. NDA	
	METAL FAB. BASIC PROD.		130	130	OUVR. DE BASE EN METAL	
	MACHINERY NES	316	927	1,243	MACHINES NDA	
	RUBBER TIRES AND TUBES		68	68	PNEUS, CHAMBRES A AIR	
	EQUIPMENT MISC.	17	58	75	MATERIEL DIVERS	
	CONTAINERS, CLOSURES	33		33	CONTENEURS, FERMETURES	
	GENERAL CARGO		10	10	MARCHANDISES DIVERSES	
	PORT TOTAL	45,318 *	57,335 *	102,653 *	TOTAL DU PORT	
	MIRAMICHI	LOGS	46,615		46,615	BILLES
		GASOLINE		171	171	ESSENCE
FUEL OIL			356	356	MAZOUT	
MACHINERY NES			70	70	MACHINES NDA	
PORT TOTAL		46,615 *	597 *	47,212 *	TOTAL DU PORT	
KITIKATLA	GASOLINE		16	16	ESSENCE	
	FUEL OIL		49	49	MAZOUT	
	PORT TOTAL		65 *	65 *	TOTAL DU PORT	
KITIMAT	LIVE ANIMALS, NES		2	2	ANIMAUX VIVANTS, NDA	
	FRESH FRUITS, BERRIES		23	23	FRUITS, BATES FRATS	
	MISC. FOOD PREP. NES	5	5,460	5,465	DIV. PREP. ALIM. NDA	
	ALE, BEER, STOUT, PORTER		3,194	3,194	ALE, BIÈRE, STOUT, PORTER	
	DIST. ALCOHOLIC BEV.		1,266	1,266	BOISS. ALCOOL. DIST.	
	LOGS	250,387		250,387	BILLES	
	BOLTS, ROUND TIMBER		912	912	BILLOTS, BOIS RONDS	
	PULPWOOD	51,190		51,190	BOIS A PATE	
	IRON AND STEEL SCRAP	1,409		1,409	DECHETS DE FER, D'ACIER	
	NON-FERROUS MET. SCRAP	42		42	DECHETS METAL. NON FER.	
	NATURAL GAS		50	50	GAZ NATUREL	
	SAND AND GRAVEL		11	11	SABLE ET GRAVIERS	
	LIMESTONE		10,676	10,676	PIERRE CALCAIRE	
	SALT		19	19	SEL	
	LUMBER AND TIMBER	19,800		19,932	BOIS D'OEUVRE ET CHARP.	
	VENEER, PLYWOOD		253	253	PLACAGES, CONTRE-PLAQ.	
	WOOD FAB. MATERIALS	3	13	16	DEMI-PRODUITS EN BOIS	
	NEWSPRINT PAPER		2	2	PAPIER JOURNAL	
	PAPER NES		12	12	PAPIER NDA	
	BLDG. PAPER AND BOARD	2	6,240	6,242	PLAQ. CONSTR., PAP/CART.	
	METALLIC SALTS		40	40	SELS METALLIQUES	
	INORGANIC CHEMS. NES		36	36	PROD. CHIM. INORG. NDA	
	ORGANIC CHEMICALS NES		15	15	PROD. CHIM. ORGAN. NDA	
	FERTILIZERS NES	14	10	24	ENGRAIS CHIMIQUE NDA	
	PLASTIC MATERIALS		35	35	MATIERES PLASTIQUES	
	DYESTUFF, PIGMENT, PAINT	2		2	MAT. COLOR. PIG. PEINTURE	
	CHEM. SPECIALTIES NES	7	19	26	PROD. CHIM. SPECIAUX NDA	
	GASOLINE	2	10,711	10,713	ESSENCE	
	FUEL OIL		20,767	20,767	MAZOUT	
	LUBRICATING OIL, GREASE	8	417	425	HUILE, GRASSE LUBRIF.	
	ASPHALTS, ROAD OILS		26	26	ASPHALTE, BITUME LIQD.	
	COAL TAR, PITCH		75	75	GOUDRON, BRAI DE BOUIL.	
	PETROL. COAL PROD. NES	13	901	914	DERIVE PETR. CHARB. NDA	
	CASTINGS, FORGINGS		143	143	MOUL. PIECES FORGEES	
	BARNS AND RODS, STEEL		30	30	BARRES ET TIGES ACIER	

TABLE 11. CARGOES HANDLED AT CANADIAN PORTS IN COASTWISE SHIPPING.

TABLEAU 11. MARCHANDISES MANUTENTIONNEES DANS LES PORTS CANADIENS, EN CABOTAGE NATIONAL.

PORT PORT	COMMODITY	TONS LOADED TONNES CHARGÉES	TONS UNLOADED TONNES DÉCHARGÉES	TOTAL TOTAL	MARCHANDISES
KITIMAT (CONTD. - SUITE)	PLATE & SHEET STEEL		25	25	TOLES, FEUILLES D'ACIER
	STRUCTURAL SHAPES	2	3,002	3,004	PROFILES DE CONSTRUCT.
	PIPES, TUBES: IRON, STEEL		193	193	TUYAUX, TUBES: FER, ACIER
	WIRE		303	303	FIL MÉTALLIQUE
	ALUMINIUM	8,567	12	8,579	ALUMINIUM
	COPPER AND ALLOYS		1	1	CUIVRE ET ALLIAGES
	METAL FAB. BASIC PROD.	175	3,401	3,576	OUVR. DE BASE EN MÉTAL
	BUILDING BRICK, CLAY	259	432	691	BRIQ. À BATIR ARGILE
	BRICKS, TILES NES		164	164	BRIQUES, TUILES NDA
	CEMENT	2	10,153	10,155	CIMENT
	CEMENT BASIC PROD.	1	3,703	3,704	OUVR. DE BASE CIMENT
	LIME		104	104	CHAUX
	NON-MET. MIN. BASIC PROD		212	212	PROD. MIN. NON-MET. BASE
	TRACTORS		157	157	TRACTEURS
	MACHINERY NES	905	7,112	8,017	MACHINES NDA
	PASS. AUTOS AND CHASSIS	48	217	265	VOITURES PART., CHASSIS
	TRUCKS AND CHASSIS	109	227	336	CAMIONS ET CHASSIS
	MOTOR VEHICLE ENGINES	3		3	MOTEURS DE VEH. AUTOM.
	ROAD MOTOR VEH. NES	113	241	354	VEH. AUTOM. ROUTIERS NDA
	SHIPS, AIRCRAFT, MTS. VEH		40	40	NAVIRES, AVIONS, VEH. DIV
	EQUIPMENT MISC.	162	220	382	MATÉRIEL DIVERS
	PERSONAL, HSEHOLD GOODS	17	36	53	ART. PERS. ET MENAGERS
	CONTAINERS, CLOSURES	384	47	431	CONTENEURS, FERMETURES
MISC. END PRODUCTS NES	20		20	PRODUITS FINIS DIV. NDA	
GENERAL CARGO		8	8	MARCHANDISES DIVERSES	
PORT TOTAL	333,651 *	91,490 *	425,141 *	TOTAL DU PORT	
KNIGHT INLET	MISC. FOOD PREP. NES		120	120	DIV. PREP. ALIM. NDA
	LOGS	147,840		147,840	BILLES
	GASOLINE		96	96	ESSENCE
	FUEL OIL		318	318	MAZOUT
	LUBRICATING OIL, GREASE		1	1	HUILE, GRAISSE LUBRIF.
	PETROL. COAL PROD. NES		164	164	DÉRIVE PETR. CHARB. NDA
	METAL FAB. BASIC PROD.		146	146	OUVR. DE BASE EN MÉTAL
	MACHINERY NES	45	153	198	MACHINES NDA
	RUBBER TIRES AND TUBES		76	76	PNEUS, CHAMBRES À AIR
	EQUIPMENT MISC.	23	70	93	MATÉRIEL DIVERS
	CONTAINERS, CLOSURES	35		35	CONTENEURS, FERMETURES
	GENERAL CARGO		28	28	MARCHANDISES DIVERSES
	PORT TOTAL	147,963 *	1,172 *	149,115 *	TOTAL DU PORT
LADYSMITH	LOGS	688,275	96,840	785,115	BILLES
	PULPWOOD	41,335		41,335	BOIS À PATE
	LUMBER AND TIMBER	11,680		11,680	BOIS D'ŒUVRE ET CHARP.
	GASOLINE		65	65	ESSENCE
	FUEL OIL		314	314	MAZOUT
	WIRE		889	889	FIL MÉTALLIQUE
	METAL FAB. BASIC PROD.	20	186	206	OUVR. DE BASE EN MÉTAL
	MACHINERY NES	20	20	40	MACHINES NDA
	PORT TOTAL	741,330 *	98,314 *	839,644 *	TOTAL DU PORT
	LAKE BAY	LOGS	19,520		19,520
PORT TOTAL		19,520 *	*	19,520 *	TOTAL DU PORT
LT. ESPINOSA INL	MISC. FOOD PREP. NES		89	89	DIV. PREP. ALIM. NDA
	LOGS	101,100		101,100	BILLES
	GASOLINE		6	6	ESSENCE
	FUEL OIL		46	46	MAZOUT
	PETROL. COAL PROD. NES		1	1	DÉRIVE PETR. CHARB. NDA
	STRUCTURAL SHAPES		1	1	PROFILES DE CONSTRUCT.
	WIRE		6	6	FIL MÉTALLIQUE
	MACHINERY NES	10	58	68	MACHINES NDA
	PERSONAL, HSEHOLD GOODS	3	4	7	ART. PERS. ET MENAGERS
	CONTAINERS, CLOSURES	1		1	CONTENEURS, FERMETURES
PORT TOTAL	101,114 *	211 *	101,325 *	TOTAL DU PORT	
LONG BAY	LOGS	37,970	12,220	50,190	BILLES
	GASOLINE		429	429	ESSENCE
	FUEL OIL		878	878	MAZOUT
	PORT TOTAL	37,970 *	13,527 *	51,497 *	TOTAL DU PORT
LOUGHBOROUGH INL	MISC. FOOD PREP. NES		91	91	DIV. PREP. ALIM. NDA
	LOGS	27,000		27,000	BILLES
	GASOLINE		63	63	ESSENCE
	FUEL OIL		331	331	MAZOUT
	PETROL. COAL PROD. NES		92	92	DÉRIVE PETR. CHARB. NDA
	METAL FAB. BASIC PROD.		101	101	OUVR. DE BASE EN MÉTAL
	MACHINERY NES	17	68	85	MACHINES NDA
	RUBBER TIRES AND TUBES		44	44	PNEUS, CHAMBRES À AIR
	EQUIPMENT MISC.	9	78	87	MATÉRIEL DIVERS
	CONTAINERS, CLOSURES	22		22	CONTENEURS, FERMETURES
	GENERAL CARGO		7	7	MARCHANDISES DIVERSES
	PORT TOTAL	27,048 *	875 *	27,923 *	TOTAL DU PORT

TABLE 11. CARGOES HANDLED AT CANADIAN PORTS IN COASTWISE SHIPPING.

TABLEAU 11. MARCHANDISES MANUTENTIONNEES DANS LES PORTS CANADIENS, EN CABOTAGE NATIONAL.

PORT	COMMODITY	TONS LOADED TONNES CHARGEES	TONS UNLOADED TONNES DECHARGEES	TOTAL TOTAL	MARCHANDISES	
LYALL HARBOUR	LIMESTONE	26,314		26,314	PIERRE CALCAIRE	
	GASOLINE		200	200	ESSENCE	
	FUEL OIL	512	4,585	5,097	MAZOUT	
	PORT TOTAL	26,826 *	4,785 *	31,611 *	TOTAL DU PORT	
MAHATTA RIVER	LOGS	124,800		124,800	BILLES	
	GASOLINE		63	63	ESSENCE	
	FUEL OIL		478	478	MAZOUT	
	LUBRICATING OIL, GREASE		1	1	HUILE, GRAISSE LUBRIF.	
	MACHINERY NES	122	409	531	MACHINES NDA	
PORT TOTAL	124,922 *	951 *	125,873 *	TOTAL DU PORT		
MALKSPE INLET	MISC. FOOD PREP. NES		129	129	DIV. PREP. ALIM. NDA	
	LOGS	105,500		105,500	BILLES	
	PULPWOOD	38,000		38,000	BOIS A PATE	
	LUBRICATING OIL, GREASE		6	6	HUILE, GRAISSE LUBRIF.	
	PETROL. COAL PROD. NES		1	1	DERIVE PETR. CHARB. NDA	
	WIRE		6	6	FIL METALLIQUE	
	METAL FAB. BASIC PROD.		3	3	OUVR. DE BASE EN METAL	
	MACHINERY NES	524	1,585	2,109	MACHINES NDA	
	SHIPS, AIRCRAFT, MIS. VEH	5	1	6	NAVIRES, AVIONS, VEH. DIV	
	PERSONAL, HSEHOLD GOODS	1		1	ART. PERS. ET MENAGERS	
	CONTAINERS, CLOSURES	2		2	CONTENEURS, FERMETURES	
	PORT TOTAL	144,032 *	1,731 *	145,763 *	TOTAL DU PORT	
	MARBLE BAY	LIMESTONE	80,000		80,000	PIERRE CALCAIRE
		MACHINERY NES	20		20	MACHINES NDA
PORT TOTAL		80,020 *	*	80,020 *	TOTAL DU PORT	
MARPOLE	LUMBER AND TIMBER	750		750	BOIS OEUVRE ET CHARP.	
	CEMENT BASIC PROD.	2,876		2,876	OUVR. DE BASE CIMENT	
	MACHINERY NES	268	460	728	MACHINES NDA	
	PORT TOTAL	3,894 *	460 *	4,354 *	TOTAL DU PORT	
MASSET	LIVE ANIMALS, NES	2		2	ANIMAUX VIVANTS, NOA	
	FISH, FRESH OR FRDZEN	336		336	POISSON, FRAIS OU CONG.	
	FISH, CANNED	51		51	POISSON EN BOITES	
	SHELL FISH, NES	93		93	MOLLUSQUES CRUST., NDA	
	MISC. FOOD PREP. NES		1,130	1,130	DIV. PREP. ALIM. NDA	
	WINES		4	4	VINS	
	NURSERY, GREENHSE STOCK	26		26	PROD. PEPINIERE, SERRE	
	IRON AND STEEL SCRAP		4	4	DECHETS DE FER, DACIER	
	SALT		30	30	SEL	
	LUMBER AND TIMBER		61	61	BOIS OEUVRE ET CHARP.	
	BLOG, PAPER AND BOARD		501	501	PLAQ. CONSTR., PAP/CART.	
	METALLIC SALTS		50	50	SELS METALLIQUES	
	FERTILIZERS NES		25	25	ENGRAIS CHIMIQUE NDA	
	GASOLINE		145	145	ESSENCE	
	FUEL OIL		617	617	MAZOUT	
	LUBRICATING OIL, GREASE		32	32	HUILE, GRAISSE LUBRIF.	
	PETROL. COAL PROD. NES		21	21	DERIVE PETR. CHARB. NDA	
	STRUCTURAL SHAPES		92	92	PROFILES DE CONSTRUCT.	
	PIPES, TUBES: IRON, STEEL		17	17	TUYAUX, TUBES: FER, ACIER	
	WIRE		37	37	FIL METALLIQUE	
	METAL FAB. BASIC PROD.	261	1,098	1,359	OUVR. DE BASE EN METAL	
	BRICKS, TILES NES		23	23	BRIQUES, TILES NDA	
	ASBESTOS BASIC PROD.		48	48	OUVR. DE BASE AMIANTE	
	CEMENT	3	61	64	CIMENT	
	CEMENT BASIC PROD.		198	198	OUVR. DE BASE CIMENT	
	NON-MET. MIN. BASIC PRDO	5		5	PROD. MIN. NON-MET. BASE	
	MACHINERY NES	56	302	358	MACHINES NDA	
	TRUCKS AND CHASSIS	2	64	66	CAMIONS ET CHASSIS	
	MOTOR VEHICLE ENGINES		13	13	MOTEURS DE VEH. AUTOM.	
	ROAD MOTOR VEH. NES	25	92	117	VEH. AUTOM. ROUTIERS NDA	
	SHIPS, AIRCRAFT, MIS. VEH	6	2	8	NAVIRES, AVIONS, VEH. DIV	
	EQUIPMENT MISC.	2	23	25	MATERIEL DIVERS	
	PERSONAL, HSEHOLD GOODS	36	10	46	ART. PERS. ET MENAGERS	
	CONTAINERS, CLOSURES	53	28	81	CONTENEURS, FERMETURES	
PORT TOTAL	957 *	4,728 *	5,685 *	TOTAL DU PORT		
MENZIES BAY	LOGS	32,700		32,700	BILLES	
	PULPWOOD	3,159		3,159	BOIS A PATE	
	WIRE		18	18	FIL METALLIQUE	
	METAL FAB. BASIC PROD.		15	15	OUVR. DE BASE EN METAL	
	MACHINERY NES	1,200		1,200	MACHINES NDA	
PORT TOTAL	37,059 *	33 *	37,092 *	TOTAL DU PORT		
MORESBY CAMP	LOGS	70,600		70,600	BILLES	
	GASOLINE		14	14	ESSENCE	
	FUEL OIL		68	68	MAZOUT	
	PORT TOTAL	70,600 *	82 *	70,682 *	TOTAL DU PORT	

TABLE 11. CARGOES HANDLED AT CANADIAN PORTS IN COASTWISE SHIPPING.

TABLEAU 11. MARCHANDISES MANUTENTIONNEES DANS LES PORTS CANADIENS, EN CABOTAGE NATIONAL.

PORT PORT	COMMODITY	TONS LOADED TONNES CHARGEES	TONS UNLOADED TONNES DECHARGEES	TOTAL TOTAL	MARCHANDISES	
NAMU	FISH,FRESH OR FROZEN	2,013	10	2,023	POISSON,FRAIS OU CONG.	
	FISH,CANNED	3,224		3,224	POISSON EN BOITES	
	SHELL FISH,NES	82	54	136	MOLLUSQUES CRUST.,NDA	
	MISC.FOOD PREP,NES		228	228	DIV.PREP.ALIM.NDA	
	ALE,BEER,STOUT,PORTER		4	4	ALE,BIERE,STOUT,PORTER	
	BOLTS,ROUND TIMBER		1	1	BILLOTS,BOIS RONDS	
	STONE,CRUDE NES	2		2	PIERRE BRUTE NDA	
	SALT		93	93	SEL	
	LUMBER AND TIMBER		37	37	BOIS DOEUVRE ET CHARP.	
	VENEER,PLYWOOD		17	17	PLACAGES,CONTRE-PLAQ.	
	COOPERAGE STOCK		8	8	DEMI-PROD.TONNELLERIE	
	WOOD FAB.MATERIALS		3	3	DEMI-PRODUITS EN BOIS	
	FISH,MARINE ANIMAL OIL	60		60	HUIL.DE POISSON,AN.MAR	
	GASOLINE	512	723	1,235	ESSENCE	
	FUEL OIL	1,080	3,177	4,257	MAZOUT	
	LUBRICATING OIL,GREASE		3	3	HUILF,GRAISSE LUBRIF.	
	PETROL.COAL PROD,NES		10	10	DERIVE PETR.CHARB.NDA	
	STRUCTURAL SHAPES		6	6	PROFILES DE CONSTRUCT.	
	ALUMINIUM		1	1	ALUMINIUM	
	METAL FAB.BASIC PROD.	2	73	75	OVR.DE BASE EN METAL	
	CEMENT		3	3	CIMENT	
	MISC.FABRICATED PROD.		1	1	OVRAGES DIVERS	
	MACHINERY NES	27	145	172	MACHINES NDA	
	TRUCKS AND CHASSIS	1	3	4	CAMIONS ET CHASSIS	
	ROAD MOTOR VEH. NES		21	21	VEH.AUTOM.ROUTIERS NDA	
	PERSONAL,HOUSEHOLD GOODS	5		5	ART.PEPS.ET MENAGERS	
	CONTAINERS,CLOSURES	75	813	888	CONTENEURS,FERMETURES	
	PORT TOTAL	7,083 *	5,434 *	12,517 *	TOTAL DU PORT	
	NANAIMO	FISH,FRESH OR FROZEN		75	75	POISSON,FRAIS OU CONG.
		LOGS	20,600	264,005	284,605	BILLES
		BOLTS,ROUND TIMBER		2,160	2,160	BILLOTS,BOIS RONDS
		PULPWOOD	16,610	534,724	551,334	BOIS A PATE
		SAND AND GRAVEL		6,660	6,660	SABLE ET GRAVIERS
		LIMESTONE		7,615	7,615	PIERRE CALCAIRE
		SALT		25,600	25,600	SEL
		SULPHUR IN ORES		1,551	1,551	SOUFRE EN MINERAI
		HOGGED FUEL, WOOD	4,410	9,680	14,090	BOIS DE CHAUFFAGE
		WASTE AND SCRAP NES	23,920	2,590	26,510	DECHETS ET REBUTS NDA
		LUMBER AND TIMBER	9,573	113,278	122,851	BOIS DOEUVRE ET CHARP.
PULP		65,149	5,297	70,446	PATE	
NEWSPRINT PAPER		6,236	4,000	10,236	PAPIER JOURNAL	
OILS,FATS,WAXES NES		252		252	HUIL.MAT.GRAS.CIRE	
SULPHURIC ACID			1,325	1,325	ACIDE SULFURIQUE	
METALLIC SALTS			14,966	14,966	SELS METALLIQUES	
INORGANIC CHEMS. NES		19,817	1,673	21,490	PROD.CHIM.INORG.NDA	
GASOLINE		128	108,599	108,727	ESSENCE	
FUEL OIL		480	171,343	171,823	MAZOUT	
LUBRICATING OIL,GREASE			901	901	HUILF,GRAISSE LUBRIF.	
PETROL.COAL PROD,NES			149	149	DERIVE PETR.CHARB.NDA	
STRUCTURAL SHAPES			85	85	PROFILES DE CONSTRUCT.	
WIRE			524	524	FIL METALLIQUE	
METAL FAB.BASIC PROD.		45		45	OVR.OE BASE EN METAL	
BUILDING BRICK, CLAY			34	34	BRIQ.A BATIR ARGILE	
BRICKS,TILES NES			335	335	BRIQUES,TUILES NDA	
CEMENT			1,500	1,500	CIMENT	
CEMENT BASIC PROD.			6,933	6,933	OVR.DE BASE CIMENT	
NON-MET.MIN.BASIC PROD			5	5	PROD.MIN.NON-MET.BASE	
MACHINERY NES		530	947	1,477	MACHINES NDA	
TRUCKS AND CHASSIS		5	5	10	CAMIONS ET CHASSIS	
ROAD MOTOR VEH. NES			34	34	VEH.AUTOM.ROUTIERS NDA	
EQUIPMENT MISC.		200	200	400	MATERIEL DIVERS	
CONTAINERS,CLOSURES		1		1	CONTENEURS,FERMETURES	
PORT TOTAL		167,956 *	1,286,793 *	1,454,749 *	TOTAL DU PORT	
NEW WESTMINSTER		CATTLE	40		40	BOVINS
		MEAT,FRESH OR FROZEN	30		30	VIANDE,FRAICHE / CONG.
		WHEAT	14,394		14,394	BLE
		HULLS,SCREENINGS,CHAFF		35	35	ECOLURES,CRIBLURES,BAL
	GROUND CEREALS NES	750		750	CEREALES MOULUES NDA	
	RAPESEED	288		288	GRAINE DE COLZA	
	LOGS	4,830	675,689	680,519	BILLES	
	BOLTS,ROUND TIMBER	125	938	1,063	BILLOTS,BOIS RONDS	
	PULPWOOD	1,044,698	15,060	1,059,758	BOIS A PATE	
	IRON AND STEEL SCRAP		70	70	DECHETS DE FER, D'ACIER	
	SLAG,DROSS,BY-PRODUCTS		8,200	8,200	PDUS.GUEUL.SCOR.PROD.	
	COAL,BITUMINOUS	518		518	CHARBON BITUMINEUX	
	ASBESTOS		500	500	AMIANTE	
	SAND AND GRAVEL	490,668	24,232	514,900	SABLE ET GRAVIERS	
	LIMESTONE	2,400	314,308	316,708	PIERRE CALCAIRE	
	STONE,CRUDE NES	16,160		16,160	PIERRE BRUTE NDA	
	GYPSUM		2,000	2,000	GYPSE	
	HOGGED FUEL, WOOD	81,300	1,000	82,300	BOIS DE CHAUFFAGE	

TABLE 11. CARGOES HANDLED AT CANADIAN PORTS IN COASTWISE SHIPPING.

TABLEAU 11. MARCHANDISES MANUTENTIONNEES DANS LES PORTS CANADIENS, EN CABOTAGE NATIONAL.

PORT	COMMODITY	TONS LOADED TONNES CHARGEES	TONS UNLOADED TONNES DECHARGEES	TOTAL TOTAL	MARCHANDISES
NEW WESTMINSTER (CONTD. - SUITE)	WASTE AND SCRAP NES	79,424	122,050	201,474	DECHETS ET REBUTS NDA
	LUMBER AND TIMBER	42,392	93,374	135,766	BOIS D'OEUVRE ET CHARP.
	SHINGLES AND SHAKES		50	50	BARDEAUX, BARD. FACADE
	VENEER, PLYWOOD	250	300	550	PLACAGES, CDNTRE-PLAQ.
	PULP	2,588	12,266	14,854	PATE
	NEWSPRINT PAPER	40	13,520	13,560	PAPIER JOURNAL
	PAPER NES	157		157	PAPIER NDA
	PAPERBOARD	44		44	CARTON
	BLDG. PAPER AND BOARD	850		850	PLAQ. CONSTR., PAP/CART.
	ORGANIC CHEMICALS NES		20,825	20,825	PROD. CHIM. ORG. NDA
	EXPLOS., FUSES, CAPS	619	1,813	2,432	EXPLOS., AMPCES, DET.
	FERTILIZERS NES	365	27	392	ENGRAIS CHIMIQUE NDA
	FUEL OIL		14,912	14,912	MAZOUT
	LUBRICATING OIL, GREASE	37		37	HUILE, GRAISSE LUBRIF.
	COKE	82		82	COKE
	PETROL, COAL PROD. NES		1,708	1,708	DERIVE PETR. CHARB. NDA
	PLATE & SHEET STEEL	80		80	TOLES, FEUILLES D'ACIER
	STRUCTURAL SHAPES	54	4,600	4,654	PROFILES DE CONSTRUCT.
	PIPES, TUBES: IRON, STEEL	67		67	TUYAUX, TUBES: FER, ACIER
	WIRE	405		405	FIL METALLIQUE
	METAL FAB. BASIC PROD.	220		220	OUVR. DE BASE EN METAL
	CEMENT	4,350	107,607	111,957	CIMENT
	CEMENT BASIC PROD.	6,093		6,093	OUVR. DE BASE CIMENT
NON-MET. MIN. BASIC PROD	2,670		2,670	PROD. MIN. NON-MET. BASE	
MACHINERY NES	515	500	1,015	MACHINES NDA	
ROAD MOTOR VEH. NES	20		20	VEH. AUTOM. ROUTIERS NDA	
EQUIPMENT MISC.	234	200	434	MATERIEL DIVERS	
CONTAINERS, CLOSURES	345	118	463	CONTENEURS, FERMETURES	
GENERAL CARGO	77		77	MARCHANDISES DIVERSES	
PORT TOTAL	1,798,179 *	1,435,902 *	3,234,081 *	TOTAL DU PORT	
N. ARM FRASER R.	LOGS	11,080	219,928	231,008	BILLES
	PULPWOOD	58,830		58,830	BOIS A PATE
	LIMESTONE		2,000	2,000	PIERRE CALCAIRE
	HOGGED FUEL, WOOD	1,020		1,020	BOIS DE CHAUFFAGE
	LUMBER AND TIMBER	500	9,420	9,920	BOIS D'OEUVRE ET CHARP.
	PORT TOTAL	71,430 *	231,348 *	302,778 *	TOTAL DU PORT
DEBEN FALLS	FISH, FRESH OR FROZEN	1		1	POISSON, FRAIS OU CONG.
	MISC. FOOD PREP. NES		819	819	DIV. PREP. ALIM. NDA
	ALE, BEER, STOUT, PORTER	6	326	332	ALE, BIERE, STOUT, PORTER
	DIST. ALCOHOLIC BEV.	33	97	130	POISS. ALCOOL. DIST.
	LOGS	93,450	23,700	117,150	BILLES
	PULPWOOD	9,000	68,600	77,600	BOIS A PATE
	IRON AND STEEL SCRAP	172		172	DECHETS DE FER, D'ACIER
	LUMBER AND TIMBER		3	3	BOIS D'OEUVRE ET CHARP.
	VENEER, PLYWOOD		4	4	PLACAGES, CONTRE-PLAQ.
	PULP		21,300	21,300	PATE
	NEWSPRINT PAPER	54,215	1,000	55,215	PAPIER JOURNAL
	PAPER NES	354		354	PAPIER NDA
	BLDG. PAPER AND BOARD		11	11	PLAQ. CONSTR., PAP/CART.
	INORGANIC CHEMS. NES		12	12	PROD. CHIM. INORG. NDA
	GASOLINE		443	443	ESSENCE
	FUEL OIL		1,451	1,451	MAZOUT
	LUBRICATING OIL, GREASE		140	140	HUILE, GRAISSE LUBRIF.
	PETROL, COAL PROD. NES		49	49	DERIVE PETR. CHARB. NDA
	STRUCTURAL SHAPES	96	34	130	PROFILES DE CONSTRUCT.
	PIPES, TUBES: IRON, STEEL		7	7	TUYAUX, TUBES: FER, ACIER
	WIRE	13	6	19	FIL METALLIQUE
	METAL FAB. BASIC PROD.	5	292	297	OUVR. DE BASE EN METAL
	NON-MET. MIN. BASIC PROD		8	8	PROD. MIN. NON-MET. BASE
MACHINERY NES	140	131	271	MACHINES NDA	
PASS. AUTOS AND CHASSIS	50	50	100	VOITURES PART., CHASSIS	
TRUCKS AND CHASSIS	7		7	CAMIONS ET CHASSIS	
ROAD MOTOR VEH. NES	3	1	4	VEH. AUTOM. ROUTIERS NDA	
SHIPS, AIRCRAFT, MIS. VEH	18		18	NAVIRES, AVIONS, VEH. DIV	
PERSONAL, HOUSEHOLD GOODS	70	23	93	APT. PERS. ET MENAGERS	
CONTAINERS, CLOSURES	153	21	174	CONTENEURS, FERMETURES	
GENERAL CARGO	4	225	229	MARCHANDISES DIVERSES	
PORT TOTAL	157,790 *	118,753 *	276,543 *	TOTAL DU PORT	
PORT ALBERNI	FISH, FRESH OR FROZEN		424	424	POISSON, FRAIS OU CONG.
	SHELL FISH, NES		9	9	MOLLUSQUES CRUST., NDA
	LOGS	33,400	429,340	462,740	BILLES
	PULPWOOD	4,700	1,600	6,300	BOIS A PATE
	LIMESTONE		4,778	4,778	PIERRE CALCAIRE
	WATER AND ICE	636		636	EAU ET GLACE
	LUMBER AND TIMBER	3,000	492	3,492	BOIS D'OEUVRE ET CHARP.
	GASOLINE		5,137	5,137	ESSENCE
	FUEL OIL		50,152	50,152	MAZOUT
	CEMENT BASIC PROD.		7,300	7,300	OUVR. DE BASE CIMENT
	MACHINERY NES	184	290	474	MACHINES NDA
	CONTAINERS, CLOSURES	6		6	CONTENEURS, FERMETURES

TABLE 11. CARGOES HANDLED AT CANADIAN PORTS IN COASTWISE SHIPPING.

TABLEAU 11. MARCHANDISES MANUTENTIONNEES DANS LES PORTS CANADIENS, EN CABOTAGE NATIONAL.

PORT PORT	COMMODITY	TONS LOADED TONNES CHARGEES	TONS UNLOADED TONNES DECHARGEES	TOTAL TOTAL	MARCHANDISES
PORT ALBERNI (CONTD. - SUITE)	GENERAL CARGO	676	438	1,114	MARCHANDISES DIVERSES
	PORT TOTAL	42,602 *	499,960 *	542,562 *	TOTAL DU PORT
PORT HARDY	MISC. FOOD PREP. NES		4,002	4,002	DIV. PREP. ALIM. NDA
	ALE, BEER, STOUT, PORTER		731	731	ALE, BIERE, STOUT, PORTER
	DIST. ALCOHOLIC BEV.		75	75	BOISS. ALCOOL. DIST.
	BOLTS, ROUND TIMBER		36	36	BILLETS, BOIS ROUNDS
	LUMBER AND TIMBER		120	120	BOIS D'OEUVRE ET CHARP.
	VENEER, PLYWOOD		12	12	PLACAGES, CONTRE-PLAQ.
	BLDG. PAPER AND BOARD		8	8	PLAQ. CONSTR., PAP/CART.
	METALLIC SALTS		3	3	SELS METALLIQUES
	FERTILIZERS NES		20	20	ENGRAIS CHIMIQUE NOA
	CHEM. SPECIALTIES NES		3	3	PROD. CHIM. SPECIAUX NDA
	GASOLINE	1,195	5,933	7,128	ESSENCE
	FUEL OIL	2,278	11,090	13,368	MAZOUT
	LUBRICATING OIL, GREASE		189	189	HUILE, GRAISSE LUBRIF.
	PETROL, COAL PROD. NES		4	4	DERIVE PETR. CHARB. NDA
	STRUCTURAL SHAPES		11	11	PROFILES DE CONSTRUCT.
	PIPES, TUBES: IRON, STEEL		4	4	TUYAUX, TUBES: FER, ACIER
	WIRE		212	212	FIL METALLIQUE
	ALUMINIUM		29	29	ALUMINIUM
	NON-FERROUS METALS NES	143		143	METAUX NON-FERREUX NDA
	METAL FAB. BASIC PROD.	7	275	282	OUVR. DE BASE EN METAL
	DRAIN TILES, PIPES		6	6	TUILES TUY. DE DRAINAGE
	CEMENT		176	176	CIMENT
	CEMENT BASIC PROD.		265	265	OUVR. DE BASE CIMENT
	NON-MET. MIN. BASIC PROD		80	80	PROD. MIN. NON-MET. BASE
	MISC. FABRICATED PROD.		3	3	OUVRAGES DIVERS
	TRACTORS		13	13	TRACTEURS
	MACHINERY NES	305	545	850	MACHINES NDA
	PASS. AUTOS AND CHASSIS	2	16	18	VOITURES PART., CHASSIS
	TRUCKS AND CHASSIS	10	45	55	CAMIONS ET CHASSIS
	ROAD MOTOR VEH. NES	11	16	27	VEH. AUTOM. ROUTIERS NDA
	SHIPS, AIRCRAFT, MIS. VEH	2		2	NAVIRES, AVIONS, VEH. DIV
	EQUIPMENT MISC.	11	79	90	MATERIEL DIVERS
	PERSONAL, HOUSEHOLD GOODS	1	11	12	ART. PERS. ET MENAGERS
	CONTAINERS, CLOSURES	472	5	477	CONTENEURS, FERMETURES
	MISC. END PRODUCTS NES		500	500	PRODUITS FINIS DIV. NDA
	GENERAL CARGO	1	98	99	MARCHANDISES DIVERSES
	PORT TOTAL	4,438 *	24,615 *	29,053 *	TOTAL DU PORT
PORT HARVEY	LOGS	22,500	26,440	48,940	BILLES
	PULPWOOD		5,760	5,760	BOIS A PATE
	PORT TOTAL	22,500 *	32,200 *	54,700 *	TOTAL DU PORT
PORT MELLON	LOGS	4,880	15,000	19,880	BILLES
	PULPWOOD	150	717,220	717,370	BOIS A PATE
	LIMESTONE		12,500	12,500	PIERRE CALCAIRE
	SALT		75	75	SEL
	HOGGED FUEL, WOOD		168,350	168,350	BOIS DE CHAUFFAGE
	WASTE AND SCRAP NES	140	11,000	11,140	DECHETS ET REBUTS NDA
	SHINGLES AND SHAKES	510		510	BARDEAUX, BARD. FACADE
	PULP	23,792	1,200	24,992	PATE
	SULPHURIC ACID		100	100	ACIDE SULFURIQUE
	METALLIC SALTS		4,354	4,354	SELS METALLIQUES
	INORGANIC CHEMS. NES		9,495	9,495	PROD. CHIM. INORG. NDA
	ORGANIC CHEMICALS NES		3,507	3,507	PROD. CHIM. ORGAN. NDA
	GASOLINE		63	63	ESSENCE
	FUEL OIL		36,151	36,151	MAZOUT
	WIRE		140	140	FIL METALLIQUE
	CONTAINERS, CLOSURES		19	19	CONTENEURS, FERMETURES
	PORT TOTAL	29,472 *	979,174 *	1,008,646 *	TOTAL DU PORT
PORT MCNEILL	MISC. FOOD PREP. NES		1,016	1,016	DIV. PREP. ALIM. NDA
	ALE, BEER, STOUT, PORTER		197	197	ALE, BIERE, STOUT, PORTER
	DIST. ALCOHOLIC BEV.		8	8	BOISS. ALCOOL. DIST.
	LOGS	14,920		14,920	BILLES
	SAND AND GRAVEL		1,500	1,500	SABLE ET GRAVIERS
	LUMBER AND TIMBER		7	7	BOIS D'OEUVRE ET CHARP.
	VENEER, PLYWOOD		12	12	PLACAGES, CONTRE-PLAQ.
	BLDG. PAPER AND BOARD		15	15	PLAQ. CONSTR., PAP/CART.
	ORGANIC CHEMICALS NES		3	3	PROD. CHIM. ORGAN. NDA
	GASOLINE		1,195	1,195	ESSENCE
	FUEL OIL	323	6,130	6,453	MAZOUT
	LUBRICATING OIL, GREASE	4	90	94	HUILE, GRAISSE LUBRIF.
	PETROL, COAL PROD. NES		7	7	DERIVE PETR. CHARB. NDA
	CASTINGS, FORGINGS		1	1	MOUL. PIECES FORGEES
	STRUCTURAL SHAPES		3	3	PROFILES DE CONSTRUCT.
	WIRE	5	168	173	FIL METALLIQUE
	METAL FAB. BASIC PROD.	6	126	132	OUVR. DE BASE EN METAL
	CEMENT		14	14	CIMENT
	CEMENT BASIC PROD.		11	11	OUVR. DE BASE CIMENT
	TRACTORS		70	70	TRACTEURS

TABLE 11. CARGOES HANDLED AT CANADIAN PORTS IN COASTWISE SHIPPING.

TABLEAU 11. MARCHANDISES MANUTENTIONNEES DANS LES PORTS CANADIENS, EN CABOTAGE NATIONAL.

PORT PORT	COMMODITY	TONS LOADED TONNES CHARGEES	TONS UNLOADED TONNES DECHARGEES	TOTAL TOTAL	MARCHANDISES
PORT McNEILL (CONTO. - SUITE)	MACHINERY NES	95	747	842	MACHINES NDA
	PASS.AUTOS AND CHASSIS	2	2	4	VOITURES PART.,CHASSIS
	TRUCKS AND CHASSIS		25	25	CAMIONS ET CHASSIS
	ROAD MOTOR VEH. NES		6	6	VEH.AUTOM.ROUTIERS NDA
	SHIPS,AIRCRAFT,MIS.VEH		1	1	NAVIRES,AVIONS,VEH.DIV
	EQUIPMENT MISC.		7	7	MATERIEL DIVERS
	PERSONAL,HOUSEHOLD GOODS		5	5	ART.PERS.ET MENAGERS
	CONTAINERS,CLOSURES	39		39	CONTENEURS,FERMETURES
	PORT TOTAL	15,394 *	11,366 *	26,760 *	TOTAL DU PORT
	PORT RENFREW	LOGS	2,880		2,880
GASOLINE			939	939	ESSENCE
FUEL OIL		50	2,164	2,214	MAZOUT
MACHINERY NES			100	100	MACHINES NDA
EQUIPMENT MISC.			2	2	MATERIEL DIVERS
MISC. END PRODUCTS NES			2	2	PRODUITS FINIS DIV.NDA
PORT TOTAL		2,930 *	3,207 *	6,137 *	TOTAL DU PORT
POWELL RIVER	MEAT,FRESH OR FROZEN		207	207	VIANDE,FRAICHE / CONG.
	VEGETABLES, FRESH		90	90	LEGUMES, FRAIS
	MISC.FOOD PREP.NES	7	306	313	DIV.PREP.ALIM.NDA
	LOGS	96,070	131,240	227,310	BILLES
	PULPWOOD	3,200	238,884	242,084	BOIS A PATE
	IRON AND STEEL SCRAP	2,285		2,285	DECHETS DE FER, DACIER
	CHINA CLAY		638	638	KAOLIN
	CLAY MATERIALS NES		5,009	5,009	MATIERES ARGIL.NDA
	SULPHUR IN DPES		2,800	2,800	SOUFRE EN MINERAL
	HOGGED FUEL, WOOD		238,443	238,443	BOIS DE CHAUFFAGE
	WASTE AND SCRAP NES		23,097	23,097	DECHETS ET REBUTS NDA
	LUMBER AND TIMBER	186,913	1,749	188,662	BOIS OEUVRE ET CHARP.
	PULP	12,047	2,955	15,002	PATE
	NEWSPRINT PAPER	268,527	3,036	271,563	PAPIER JOURNAL
	PAPER NES	600	1,301	1,901	PAPIER NDA
	BLDG.PAPER AND BOARD	225	1,114	1,339	PLAQ.CONSTR.,PAP/CART.
	WET MACHINE BOARD		118	118	CARTON EN PATE PRESSE
	TEXTILE FAB.MTL NES		550	550	OUVR.EN MAT.TEXT.NDA
	METALLIC SALTS		6,388	6,388	SELS METALLIQUES
	INORGANIC CHEMS. NES		25,144	25,144	PROD.CHIM.INORG.NDA
	ORGANIC CHEMICALS NES		1,273	1,273	PROD.CHIM.ORGAN.NDA
	GASOLINE	142	7,213	7,355	ESSENCE
	FUEL OIL	1,084	24,686	25,770	MAZOUT
	LUBRICATING OIL,GREASE		173	173	HUILE,GRATISSE LUBRIF.
	PETROL.COAL PROD.NES		201	201	DERIVE PETR.CHARB.NDA
	WIRE	463	29	492	FIL METALLIQUE
	ZINC AND ALLOYS		712	712	ZINC ET ALLIAGES
	METAL FAB.BASIC PROD.	603	127	730	OUVR.DE BASE EN METAL
	BUILDING BRICK, CLAY		1,281	1,281	BRIQ.A BATIR ARGILE
	MISC.FABRICATED PROD.		316	316	OUVRAGES DIVERS
	MACHINERY NES	5	7,958	7,963	MACHINES NDA
	CONTAINERS,CLOSURES		728	728	CONTENEURS,FERMETURES
	MISC. END PRODUCTS NES	5	307	312	PRODUITS FINIS DIV.NDA
	GENERAL CARGO	380	2,153	2,533	MARCHANDISES DIVERSES
	PORT TOTAL	572,556 *	730,226 *	1,302,782 *	TOTAL DU PORT
PRINCE RUPERT	FISH,FRESH OR FROZEN	24	183	207	POISSON,FRAIS OU CONG.
	FISH,CANNED	1,389		1,389	POISSON EN BOITES
	SHELL FISH,NES	100		100	MOLLUSQUES CRUST.,NDA
	CEREALS UNMILLED,NES		33	33	CEREALES NON MDUL.,NDA
	MISC.FOOD PREP.NES	971	10,943	11,914	DIV.PREP.ALIM.NDA
	ALE,BEER,STOUT,PORTER	61	4,154	4,215	ALE,BIERE,STOUT,PORTER
	DIST.ALCOHOLIC BEV.	8	665	673	BOISS.ALCOOL.DIST.
	LOGS	36,150	166,780	202,930	BILLES
	BOLTS,ROUND TIMBER		43	43	BILLOTS,BOIS RONDS
	PULPWOOD	5,000		5,000	BOIS A PATE
	CRUDE WOOD MTLs. NES		10	10	MATIERES BOIS BRUT NDA
	IRON AND STEEL SCRAP	27		27	DECHETS DE FER, DACIER
	NON-FERRDUS MET.SCRAP	34		34	DECHETS METAL.NON FER.
	COAL,BITUMINOUS	1		1	CHARBON BITUMINEUX
	SAND AND GRAVEL		33,636	33,636	SABLE ET GRAVIERS
	LIMESTONE		11,100	11,100	PIERRE CALCAIRE
	SALT		175	175	SEL
	LUMBER AND TIMBER	15,077	415	15,492	BOIS OEUVRE ET CHARP.
	VENEER,PLYWOOD	15	37	52	PLACAGES,CONTRE-PLAQ.
	COPPERAGE STOCK		52	52	OEMT-PRDD.TONNELLERIE
	PULP		15	15	PATE
	NEWSPRINT PAPER		46	46	PAPIER JOURNAL
	PAPER NES		181	181	PAPIER NDA
	BLDG.PAPER AND BOARD	269	4,467	4,736	PLAQ.CONSTR.,PAP/CART.
	TEXTILE FAB.MTL NES	4		4	OUVR.EN MAT.TEXT.NDA
	METALLIC SALTS	90	230	320	SELS METALLIQUES
	INORGANIC CHEMS. NES		47,237	47,237	PROD.CHIM.INORG.NDA
	ORGANIC CHEMICALS NES		47	47	PROD.CHIM.ORGAN.NDA

TABLE 11. CARGOES HANDLED AT CANADIAN PORTS IN COASTWISE SHIPPING.

TABLEAU 11. MARCHANDISES MANUTENTIONNEES DANS LES PORTS CANADIENS, EN CABOTAGE NATIONAL.

PORT PORT	COMMODITY	TONS LOADED TONNES CHARGÉES	TONS UNLOADED TONNES DECHARGÉES	TOTAL TOTAL	MARCHANDISES
PRINCE RUPERT (CONTD. - SUITE)	AGRICULTURAL CHEMICALS		32	32	PROD.CHIM.AGRICOLES
	GASOLINE	4,437	45,226	49,663	ESSENCE
	FUEL OIL	12,585	86,611	99,196	MAZOUT
	LUBRICATING OIL, GREASE	40	2,128	2,168	HUILE, GRAISSE LUBRIF.
	PETROL, COAL PROD. NES	18	202	220	DERIVE PETR. CHARB. NDA
	PLATE & SHEET STEEL	4		4	TOLES, FEUILLES D'ACIER
	STRUCTURAL SHAPES	90	1,188	1,278	PROFILES DE CONSTRUCT.
	PIPES, TUBES: IRON, STEEL		74	74	TUYAUX, TUBES: FER, ACIER
	WIRE		106	106	FIL METALLIQUE
	ALUMINIUM		26	26	ALUMINIUM
	METAL FAB. BASIC PROD.	796	3,514	4,310	OUVR. DE BASE EN METAL
	BRICKS, TILES NES		550	550	BRIQUES, TILES NDA
	GLASS BASIC PRODUCTS		20	20	OUVR. DE BASE EN VERRE
	CEMENT	154	263	417	CIMENT
	CEMENT BASIC PROD.	7	1,648	1,655	OUVR. DE BASE CIMENT
	NON-MET. MIN. BASIC PROD	8		8	PROD. MIN. NON-MET. BASE
	MISC. FABRICATED PROD.	4	4	8	OUVRAGES DIVERS
	TRACTORS	22	9	31	TRACTEURS
	MACHINERY NES	560	3,726	4,286	MACHINES NDA
	PASS. AUTOS AND CHASSIS	274	290	564	VOITURES PART., CHASSIS
	TRUCKS AND CHASSIS	122	31	153	CAMIONS ET CHASSIS
	MOTOR VEHICLE ENGINES	41	45	86	MOTEURS DE VEH. AUTOM.
	ROAD MOTOR VEH. NES	181	146	327	VEH. AUTOM. ROUTIERS NDA
	SHIPS, AIRCRAFT, MIS. VEH	40	4	44	NAVIRES, AVIONS, VEH. DIV
	RUBBER TIRES AND TUBES	4		4	PNEUS, CHAMBRES A AIR
	EQUIPMENT MISC.	98	80	178	MATERIEL DIVERS
	PERSONAL, HSEHOLD GOODS	62	30	92	ART. PERS. ET MENAGERS
	CONTAINERS, CLOSURES	543	527	1,070	CONTENEURS, FERMETURES
	MISC. END PRODUCTS NES	505	55	560	PRODUITS FINIS DIV. NDA
	GENERAL CARGO	157	46	203	MARCHANDISES DIVERSES
	PORT TOTAL	79,972 *	427,000 *	507,000 *	TOTAL DU PORT
	QUATSI NO	MISC. FOOD PREP. NES		316	316
LOGS		306,100	47,600	353,700	BILLES
PULPWOOD			23,000	23,000	BOIS A PATE
SAND AND GRAVEL			5,250	5,250	SABLE ET GRAVIERS
LIMESTONE			3,100	3,100	PIERRE CALCAIRE
SULPHUR IN ORES			17,420	17,420	SOUFRE EN MINERAL
LUMBER AND TIMBER			25	25	BOIS D'OEUVRE ET CHARP.
VENEER, PLYWOOD			25	25	PLACAGES, CONTRE-PLAN.
PULP		63,108		63,108	PATE
WET MACHINE BOARD		6		6	CARTON EN PATE PRESSEE
METALLIC SALTS			40	40	SELS METALLIQUES
INORGANIC CHEMS. NES		250	33,725	33,975	PROD. CHIM. INORG. NDA
ORGANIC CHEMICALS NES			255	255	PROD. CHIM. ORGAN. NDA
GASOLINE			12	12	ESSENCE
FUEL OIL			444	444	MAZOUT
STRUCTURAL SHAPES			260	260	PROFILES DE CONSTRUCT.
PIPES, TUBES: IRON, STEEL			160	160	TUYAUX, TUBES: FER, ACIER
METAL FAB. BASIC PROD.			115	115	OUVR. DE BASE EN METAL
ASBESTOS BASIC PROD.			150	150	OUVR. DE BASE AMIANTE
CEMENT			1,330	1,330	CIMENT
MACHINERY NES		514	6,978	7,492	MACHINES NDA
PASS. AUTOS AND CHASSIS		18	18	VOITURES PART., CHASSIS	
TRUCKS AND CHASSIS		6	6	CAMIONS ET CHASSIS	
ROAD MOTOR VEH. NES		985	985	VEH. AUTOM. ROUTIERS NDA	
EQUIPMENT MISC.		300	300	MATERIEL DIVERS	
CONTAINERS, CLOSURES	12		12	CONTENEURS, FERMETURES	
MISC. END PRODUCTS NES		160	160	PRODUITS FINIS DIV. NDA	
GENERAL CARGO	87	402	489	MARCHANDISES DIVERSES	
PORT TOTAL	370,077 *	142,076 *	512,153 *	TOTAL DU PORT	
RAGGED ISLAND	LOGS	21,540	20,700	42,240	BILLES
	GASOLINE		124	124	ESSENCE
	FUEL OIL		224	224	MAZOUT
	PORT TOTAL	21,540 *	21,048 *	42,588 *	TOTAL DU PORT
SAANICHTON	LOGS	10,920		10,920	BILLES
	PULPWOOD	1,900		1,900	BOIS A PATE
	LUMBER AND TIMBER	300		300	BOIS D'OEUVRE ET CHARP.
	PORT TOTAL	13,120 *	*	13,120 *	TOTAL DU PORT
SANDPOINT	MISC. FOOD PREP. NES		60	60	DIV. PREP. ALIM. NDA
	LOGS	118,500	20,500	139,000	BILLES
	WIRE		1	1	FIL METALLIQUE
	METAL FAB. BASIC PROD.		16	16	OUVR. DE BASE EN METAL
	MACHINERY NES	5	65	70	MACHINES NDA
PORT TOTAL	118,505 *	20,642 *	139,147 *	TOTAL DU PORT	
SARITA RIVER	LOGS	192,000		192,000	BILLES
	GASOLINE	4	301	305	ESSENCE
	FUEL OIL	23	1,767	1,790	MAZOUT
	LUBRICATING OIL, GREASE		22	22	HUILE, GRAISSE LUBRIF.
	PORT TOTAL				

TABLE 11. CARGOES HANDLED AT CANADIAN PORTS IN COASTWISE SHIPPING.

TABLEAU 11. MARCHANDISES MANUTENTIONNEES DANS LES PORTS CANADIENS, EN CABOTAGE NATIONAL.

PORT	COMMODITY	TONS LOADED TONNES CHARGÉES	TONS UNLOADED TONNES DECHARGÉES	TOTAL TOTAL	MARCHANDISES
SARITA RIVER (CONTD. - SUITE)	CONTAINERS,CLOSURES PORT TOTAL	5 192,032 *		5 194,133 *	CONTENEURS,FERMETURES TOTAL DU PORT
SHANNON BAY	LOGS PULPWOOD PORT TOTAL	189,089 11,434 200,523 *		189,089 11,434 200,523 *	BILLES BOIS A PATE TOTAL DU PORT
SIWASH	GASOLINE FUEL OIL PORT TOTAL		7 42 49 *	7 42 49 *	ESSENCE MAZOUT TOTAL DU PORT
SKIDEGATE	LOGS PULPWOOD GASOLINE FUEL OIL PORT TOTAL	58,200 29,000 87,200 *		58,200 29,000 90,430 *	BILLES BOIS A PATE ESSENCE MAZOUT TOTAL DU PORT
SMITH INLET	MISC.FOOD PREP.NES GASOLINE FUEL OIL LUBRICATING OIL,GREASE PETROL.COAL PROD.NES METAL FAB.BASIC PROD. MACHINERY NES PUBBER TIRES AND TUBES EQUIPMENT MISC. CONTAINERS,CLOSURES GENERAL CARGO PORT TOTAL		40 126 561 13 61 91 22 26 62 27 26	40 126 561 13 61 91 22 26 78 27 26	DIV.PREP.ALIM.NDA ESSENCE MAZOUT HUILE,GRATISSE LUBRIF. DERIVE PETR.CHARB.NDA OUVR.DE BASE EN METAL MACHINES NDA PNEUS, CHAMBRES A AIR MATERIEL DIVERS CONTENEURS,FERMETURES MARCHANDISES DIVERSES TOTAL DU PORT
Sooke	PULPWOOD HOGGED FUEL, WOOD WASTE AND SCRAP NES GASOLINE FUEL OIL MACHINERY NES PORT TOTAL	123,190 1,300 3,200 59 1,027 40 128,816 *		123,190 1,300 3,200 212 1,875 100 129,877 *	BOIS A PATE BOIS DE CHAUFFAGE DECHETS ET REBUTS NDA ESSENCE MAZOUT MACHINES NDA TOTAL DU PORT
SOUTH BAY	LOGS PULPWOOD PORT TOTAL	134,910 26,860 161,770 *		134,910 26,860 161,770 *	BILLES BOIS A PATE TOTAL DU PORT
SQUAMISH	LOGS PULPWOOD SALT HOGGED FUEL, WOOD WASTE AND SCRAP NES LUMBER AND TIMBER METALLIC SALTS INORGANIC CHEMS. NES ORGANIC CHEMICALS NES PORT TOTAL	2,880 25,300 30,400 12,400 142,450 230 49,734 1,030 264,424 *	25,695 46,500	28,575 25,300 46,500 30,400 12,400 142,450 270 52,084 1,130 339,109 *	BILLES BOIS A PATE SEL BOIS DE CHAUFFAGE DECHETS ET REBUTS NDA BOIS OEUVRE ET CHARP. SELS METALLIQUES PROD.CHIM.INORG.NDA PROD.CHIM.ORGAN.NDA TOTAL DU PORT
TASU	GASOLINE FUEL OIL PORT TOTAL		57 9,291 9,348 *	57 9,291 9,348 *	ESSENCE MAZOUT TOTAL DU PORT
TAHSIS	MISC.FOOD PREP.NES ALE, BEER, STOUT, PORTER DIST.ALCOHOLIC BEV. LOGS PULPWOOD SALT LUMBER AND TIMBER VENEER, PLYWOOD GASOLINE FUEL OIL LUBRICATING OIL,GREASE STRUCTURAL SHAPES METAL FAB.BASIC PROD. CEMENT MACHINERY NES PASS.AUTOS AND CHASSIS SHIPS,AIRCRAFT,MIS.VEH EQUIPMENT MISC. PERSONAL,HSEHLD GOODS CONTAINERS,CLOSURES PORT TOTAL		850 64 10 124,000 7,000 3 3 4 1,717 6,139 47 9 20 5 770 4 1 302 4 66 9,238 *	850 64 10 124,000 7,000 3 1,774 4 1,717 6,139 47 9 20 5 864 4 1 314 4 66 142,895 *	DIV.PREP.ALIM.NDA ALE,BIERE,STOUT,PORTER BOISS.ALCOL.OIST. BILLES BOIS A PATE SEL BOIS OEUVRE ET CHARP. PLACAGES,CONTRE-PLAQ. ESSENCE MAZOUT HUILE,GRATISSE LUBRIF. PROFILES DE CONSTRUCT. OUVR.DE BASE EN METAL CEMENT MACHINES NDA VOITURES PART.,CHASSIS NAVIRES,AVIONS,VEH.DIV MATERIEL DIVERS ART.PER.S.FT MENAGERS CONTENEURS,FERMETURES TOTAL DU PORT
TEAKERNE ARM	LOGS BOLTS,ROUND TIMBER PULPWOOD GASOLINE	168,300 2,160 18,074	95,929 18,074 89	264,229 2,160 18,074 89	BILLES BILLOTS,BOIS RONDS BOIS A PATE ESSENCE

TABLE 11. CARGOES HANDLED AT CANADIAN PORTS IN COASTWISE SHIPPING.

TABLEAU 11. MARCHANDISES MANUTENTIONNEES DANS LES PORTS CANADIENS, EN CABOTAGE NATIONAL.

PORT PORT	COMMODITY	TONS LOADED TONNES CHARGEES	TONS UNLOADED TONNES DECHARGEES	TOTAL TOTAL	MARCHANDISES	
TEAKERNE ARM (CONTD. - SUITE)	FUEL OIL		2,631	2,631	MAZOUT	
	WIRE	213	187	400	FIL METALLIQUE	
	METAL FAB. BASIC PROD.	54	1,028	1,082	OUVR. DE BASE EN METAL	
	PORT TOTAL	170,727 *	117,938 *	288,665 *	TOTAL DU PORT	
TEXADA	SLAG, GROSS, BY-PRODUCTS	6,288		6,288	POUS. GUEUL. SCOR. PROD.	
	FUEL OIL		1,391	1,391	MAZOUT	
	PORT TOTAL	4,288 *	1,391 *	7,679 *	TOTAL DU PORT	
UCLUELET	FISH, FRESH OR FROZEN	18		18	POISSON, FRAIS OU CONG.	
	MISC. FOOD PREP. NES		9	9	DIV. PREP. ALIM. NDA	
	LOGS	145,740		145,740	BILLES	
	COAL, BITUMINOUS		1	1	CHARBON BITUMINEUX	
	WATER AND ICE		141	141	EAU ET GLACE	
	SALT		3	3	SFL	
	SHINGLES AND SHAKES		1	1	BARDEAUX, BARD. FACADE	
	BLDG. PAPER AND BOARD		10	10	PLAQ. CONSTR., PAP/CART.	
	GASOLINE	197	3,629	3,826	ESSENCE	
	FUEL OIL	634	5,747	6,381	MAZOUT	
	LUBRICATING OIL, GREASE	5	119	124	HUILE, GRAISSE LUBRIF.	
	PETROL. COAL PROD. NES		29	29	DERIVE PETR. CHARB. NDA	
	METAL FAB. BASIC PROD.		4	4	OUVR. DE BASE EN METAL	
	CEMENT BASIC PROD.		3	3	OUVR. DE BASE CIMENT	
	MOTOR VEHICLE ENGINES	3		3	MOTEURS DE VEH. AUTOM.	
	PERSONAL, HSEHOLD GOODS	2	6	8	ART. PERS. ET MENAGERS	
	CONTAINERS, CLOSURES	15		15	CONTENEURS, FERMETURES	
	GENERAL CARGO	200	205	405	MARCHANDISES DIVERSES	
	PORT TOTAL	146,814 *	9,907 *	156,721 *	TOTAL DU PORT	
	VANANDA	MEAT, FRESH OR FROZEN	37	42	79	VIANDE, FRAICHE / CONG.
VEGETABLES, FRESH		19	39	58	LEGUMES, FRAIS	
MISC. FOOD PREP. NES		55	94	149	DIV. PREP. ALIM. NDA	
LIMESTONE		291,258		291,258	PIERRE CALCAIRE	
LUMBER AND TIMBER		1	14	15	BOIS D'OEUVRE ET CHARP.	
BLDG. PAPER AND BOARD		78	47	125	PLAQ. CONSTR., PAP/CART.	
TEXTILE FAB. MTL NES			39	39	OUVR. EN MAT. TEXT. NDA	
GASOLINE			961	961	ESSENCE	
FUEL OIL			2,663	2,663	MAZOUT	
PETROL. COAL PROD. NES		19	83	102	DERIVE PETR. CHARB. NDA	
MISC. END PRODUCTS NES		30	126	156	PRODUITS FINIS DIV. NDA	
GENERAL CARGO		69	138	207	MARCHANDISES DIVERSES	
PORT TOTAL		291,566 *	4,246 *	295,812 *	TOTAL DU PORT	
VANCOUVER		CATTLE	1		1	BOVINS
		LIVE ANIMALS, NES	2	4	6	ANIMAUX VIVANTS, NDA
		MEAT, FRESH OR FROZEN	212		212	VIANDE, FRAICHE / CONG.
		FISH, FRESH OR FROZEN	37	2,202	2,239	POISSON, FRAIS OU CONG.
	FISH, CANNED		4,345	4,345	POISSON EN BOITES	
	SHELL FISH, NES	6	231	237	MOLLUSQUES CRUST., NDA	
	WHEAT	7,490		7,490	BLE	
	CEREALS UNMILLED, NES	33		33	CEREALES NON MOUL., NDA	
	BAKERY PROD. INC. FROZEN	100		100	PROD. BOUL., PROD. CONG.	
	FRESH FRUITS, BERRIES	23		23	FRUITS, BAIES FRAIS	
	VEGETABLES, FRESH	110		110	LEGUMES, FRAIS	
	MISC. FOOD PREP. NES	35,381	4	35,385	DIV. PREP. ALIM. NDA	
	GROUND CEREALS NES	11		11	CEREALES MOULUES NDA	
	FEEDS, VEGETABLE ORIGIN	10		10	PROV. D'ORIGINE VEGETALE	
	FEEDS OF ANIMAL ORIGIN	10		10	PROV. D'ORIGINE ANIMALE	
	CONC. COMPLETE FEEDS	11		11	CONC., PROV. COMPLETEES	
	ALE, BEER, STOUT, PORTER	10,013		10,013	ALE, BIERE, STOUT, PORTER	
	WINES	4		4	VINS	
	DIST. ALCOHOLIC BEV.	2,395		2,395	BDISS. ALCOOL. OIST.	
	RAPESEED	2,068		2,068	GRAINE DE COLZA	
	NURSERY, GREENHSE STOCK		73	73	PROD. PEPINIERE, SERRE	
	CRUDE VEG. PROD. NES	120		120	PR. BRUTS ORIG. VEG. NDA	
	LOGS	44,714	1,453,169	1,497,883	BILLES	
	BOLTS, ROUND TIMBER	1,071	140	1,211	BILLOTS, BOIS RONDS	
	PULPWOOD	2,038,340	66,720	2,105,060	BOIS A PATE	
	CRUDE WOOD MTL. NES	10		10	MATIERES BOIS BRUT NDA	
	COPPER ORE AND CONC.		2,200	2,200	MINERAL. CONC. CUIVRE	
	ORES AND CONC. NES		3,731	3,731	MINERALS ET CONC. NDA	
	IRON AND STEEL SCRAP		6,517	6,517	DECHETS DE FER, DACIER	
	NON-FERROUS MET. SCRAP		78	78	DECHETS METAL. NON FER.	
	SLAG, GROSS, BY-PRODUCTS	921		921	POUS. GUEUL. SCOR. PROD.	
	COAL, BITUMINOUS	367		367	CHARBON BITUMINEUX	
	NATURAL GAS	50		50	GAZ NATUREL	
	ASBESTOS	500		500	AMIANTE	
	CHINA CLAY	638		638	KAOLIN	
	CLAY MATERIALS NES	5,009		5,009	MATIERES ARGIL. NDA	
	SAND AND GRAVEL	5,848	1,395,155	1,401,003	SABLE ET GRAVIERS	
	LIMESTONE	1,608	72,142	73,750	PIERRE CALCAIRE	
	STONE, CRUDE NES		16,162	16,162	PIERRE BRUTE NDA	
	GYPSEUM	2,000		2,000	GYPSE	

TABLE 11. CARGOES HANDLED AT CANADIAN PORTS IN COASTWISE SHIPPING.

TABLEAU 11. MARCHANDISES MANUTENTIONNEES DANS LES PORTS CANADIENS, EN CABOTAGE NATIONAL.

PORT PORT	COMMODITY	TONS LOADED TONNES CHARGÉES	TONS UNLOADED TONNES DECHARGÉES	TOTAL TOTAL	MARCHANDISES
VANCOUVER (CONTD. - SUITE)	SALT	75,660	5	75,665	SEL
	SULPHUR IN ORES	21,771		21,771	SOUFRE EN MINÉRAI
	HOGGED FUEL, WOOD	425,388	5,950	431,338	BOIS DE CHAUFFAGE
	WASTE AND SCRAP NES	252,747	11,240	263,987	DECHETS ET REBUTS NOA
	LUMBER AND TIMBER	310,490	196,887	507,377	BOIS D'OEUVRE ET CHARP.
	RAILWAY TIES	10		10	TRAVERSES DE CH. FER
	SHINGLES AND SHAKES	99	640	739	BARDEAUX, BARDE, FACADE
	VENEER, PLYWOOD	587	246	833	PLACAGES, CONTRE-PLAQ.
	COOPERAGE STOCK	60		60	DEMI-PROD. TONNELLERIE
	WOOD FAB. MATERIALS	36	3	39	DEMI-PRODUITS EN BOIS
	PULP	8,705	229,769	238,474	PATE
	NEWSPRINT PAPER	701	458,796	459,497	PAPIER JOURNAL
	PAPER NES	1,675	1,480	3,155	PAPIER NOA
	PAPERBOARD	49		49	CARTON
	BLDG. PAPER AND BOARD	96,890	292	97,182	PLAQ. CONSTR., PAP/CART.
	WET MACHINE BOARD	118	6	124	CARTON EN PATE PRESSE
	TEXTILE FAB. MTL NES	599	4	603	OUVR. EN MAT. TEXT. NDA
	FISH, MARINE ANIMAL OIL		60	60	HUIL. DE POISSON, AN. MAR
	OILS, FATS, WAXES NES	125	252	377	HUIL. MAT. GRAS. CIRE NDA
	SULPHURIC ACID	1,425		1,425	ACIDE SULFURIQUE
	METALLIC SALTS	39,121		39,121	SELS METALLIQUES
	INORGANIC CHEMS. NES	201,152	3,977	205,129	PROD. CHIM. INORG. NDA
	ORGANIC CHEMICALS NES	31,972		31,972	PROD. CHIM. ORGAN. NDA
	EXPLOS., FUSES, CAPS	882	1,281	2,163	EXPLOS., AMORCES, DET.
	POTASH	450		450	POTASSE
	FERTILIZERS NES	4,020	7	4,027	ENGRAIS CHIMIQUE NDA
	AGRICULTURAL CHEMICALS	32		32	PROD. CHIM. AGRICOLES
	PLASTIC MATERIALS	179		179	MATIERES PLASTIQUES
	DYESTUFF, PIGMENT, PAINT	20	2	22	MAT. COLOR. PIG. PEINTURE
	CHEM. SPECIALTIES NES	274	7	281	PROD. CHIM. SPECIAUX NOA
	GASOLINE	378,392	127	378,519	ESSENCE
	FUEL OIL	992,930	692	993,622	MAZOUT
	LUBRICATING OIL, GREASE	9,588	22	9,610	HUIL. GRAISSE LUBRIF.
	COKE	86		86	COKE
	ASPHALTS, ROAD OILS	930		930	ASPHALTE, BITUME LIQ.
	COAL TAR, PITCH	735		735	GOUDRON, PRAI DE BOUIL.
	PETROL, COAL PROD. NES	12,423	12	12,435	DERIVE PETR. CHARB. NDA
	CASTINGS, FORGINGS	574		574	MOUL. PIECES FORGEES
	BAR AND RODS, STEEL	120		120	BARRES ET TIGES ACIER
	PLATE & SHEET STEEL	2,686		2,686	TOLES, FEUILLES D'ACIER
	STRUCTURAL SHAPES	16,911	18	16,929	PROFILES DE CONSTRUCT.
	PIPES, TUBES: IRON, STEEL	3,695	46	3,741	TUYAUX, TUBES: FER, ACIER
	PIPE	2,618	48	2,666	FIL METALLIQUE
	ALUMINIUM	270	8,567	8,837	ALUMINIUM
	COPPER AND ALLOYS	1		1	CUIVRE ET ALLIAGES
	ZINC AND ALLOYS	812		812	ZINC ET ALLIAGES
	NON-FERROUS METALS NES		143	143	METAUX NON-FERREUX NDA
	METAL FAB. BASIC PROD.	18,069	1,114	19,183	OUVR. DE BASE EN METAL
	BUILDING BRICK, CLAY	2,167		2,167	BRIQ. A BATIR ARGILE
	DRAIN TILES, PIPES	24		24	TUILES TUY. DE DRAINAGE
	BRICKS, TILES NES	1,754		1,754	BRIQUES, TUILES NDA
	GLASS BASIC PRODUCTS	20		20	OUVR. DE BASE EN VERRE
	ASBESTOS BASIC PROD.	198		198	OUVR. DE BASE AMIANTE
	CEMENT	8,705	79,234	87,939	CIMENT
	CEMENT BASIC PROD.	29,209	1,001	30,210	OUVR. DE BASE CIMENT
	LIME	104		104	CHAUX
	NON-MET. MIN. BASIC PROD	940	5	945	PROD. MIN. NON-MET. BASE
	MISC. FABRICATED PROD.	1,164	4	1,168	OUVRAGES DIVERS
	TRACTORS	207	30	237	TRACTEURS
	MACHINERY NES	68,105	13,054	81,159	MACHINES NDA
	PASS. AUTOS AND CHASSIS	781	417	1,198	VOITURES PART., CHASSIS
	BUSES AND CHASSIS	5		5	AUTOBUS ET CHASSIS
	TRUCKS AND CHASSIS	545	334	879	CAMIONS ET CHASSIS
	MOTOR VEHICLE ENGINES	42	27	69	MOTEURS DE VEH. AUTOM.
	ROAD MOTOR VEH. NES	3,055	594	3,649	VEH. AUTOM., ROUTIERS NDA
	SHIPS, AIRCRAFT, MIS. VEH	190	496	686	NAVIRES, AVIONS, VEH. OIV
	RUBBER TIRES AND TUBES	452	20	472	PNEUS, CHAMBRES A AIR
	EQUIPMENT MISC.	2,864	1,447	4,311	MATERIEL DIVERS
	PERSONAL, HSEHOLD GOODS	291	292	583	ART. PERS. ET MENAGERS
	FIREARMS, AMMUNITION	133		133	ARMES A FEU, MUNITIONS
	CONTAINERS, CLOSURES	2,476	3,518	5,994	CONTENEURS, FERMETURES
	MISC. END PRODUCTS NES	1,296	338	1,634	PRODUITS FINIS DIV. NDA
	GENERAL CARGO	4,562	477	5,039	MARCHANDISES DIVERSES
	PORT TOTAL	5,204,479 *	4,045,854 *	9,250,333 *	TOTAL DU PORT
	VANGUARD	LOGS	38,060	255,940	294,000
PULPWOOD		88,642	14,750	103,392	BOIS A PATE
GASOLINE			24	24	ESSENCE
FUEL OIL			110	110	MAZOUT
WIRE			90	90	FIL METALLIQUE
METAL FAB. BASIC PROD.		6	330	336	OUVR. DE BASE EN METAL
PORT TOTAL		126,708 *	271,244 *	397,952 *	TOTAL DU PORT

TABLE 11. CARGOES HANDLED AT CANADIAN PORTS IN COASTWISE SHIPPING.

TABLEAU 11. MARCHANDISES MANUTENTIONNEES DANS LES PORTS CANADIENS, EN CABOTAGE NATIONAL.

PORT PORT	COMMODITY	TONS LOADED TONNES CHARGEES	TONS UNLOADED TONNES DECHARGEES	TOTAL TOTAL	MARCHANDISES
VICTORIA	CATTLE		40	40	BOVINS
	MEAT, FRESH OR FROZEN		30	30	VIANDE, FRAICHE / CONG. BLE
	WHEAT		21,884	21,884	ECOLURES, CRIBLURES, BAL
	HULLS, SCREENINGS, CHAFF	35		35	CEREALES MOULUES NDA
	GROUND CEREALS NES		750	750	GRAINE DE COLZA
	RAPESEED		2,356	2,356	PR. BRUTS ORIG. VEG. NDA
	CRUDE VEG. PROD. NES		120	120	BILLES
	LOGS	71,120	103,820	174,940	BOIS A PATE
	PULPWOOD	68,596	7,300	75,896	DECHETS DE FER, D'ACIER
	IRON AND STEEL SCRAP	70		70	CHARBON BITUMINEUX
	COAL, BITUMINOUS		884	884	SABLE ET GRAVIERS
	SAND AND GRAVEL	47,401	80	47,481	PIERRE CALCAIRE
	LIMESTONE		3,068	3,068	BOIS DE CHAUFFAGE
	HOGGED FUEL, WOOD	16,402		16,402	BOIS D'OEUVRE ET CHARP.
	LUMBER AND TIMBER	81,433	54,568	136,001	BARDEAUX, BARD. FACADE
	SHINGLES AND SHAKES	170		170	PLACAGES, CONTRE-PLAQ.
	VENEER, PLYWOOD	543	250	793	PATE
	PULP		2,000	2,000	PAPIER NDA
	PAPER NES		275	275	CARTON
	PAPERBOARD		93	93	PLAQ. CONSTR., PAP/CART.
	BLDG. PAPER AND BOARD		2,600	2,600	PROD. CHIM. INORG. NDA
	INORGANIC CHEMS. NES		65	65	PROD. CHIM. ORGAN. NDA
	ORGANIC CHEMICALS NES	2,142	1,995	4,137	EXPLDS., AMORCES, DET.
	EXPLDS., FUSES, CAPS	254	15	269	MAT. COLOR. PIG. PEINTURE
	DYESTUFF, PIGMENT, PAINT		20	20	ESSENCE
	GASOLINE	504	117,298	117,802	MAZOUT
	FUEL OIL	827	216,706	217,533	HUILE, GRAISSE LUBRIF.
	LUBRICATING OIL, GREASE		1,662	1,662	COKE
	COKE		164	164	DERIVE PETR. CHARB. NDA
	PETROL, COAL PROD. NES		1,144	1,144	TOLES, FEUILLES D'ACIER
	PLATE & SHEET STEEL		2,339	2,339	PROFILES DE CONSTRUCT.
	STRUCTURAL SHAPES		54	54	TUYAUX, TUBES: FER, ACIER
	PIPPS, TUBES: IRON, STEEL		967	967	BRICKS, TUILES NDA
	BRICKS, TILES NES		673	673	CIMENT
	CEMENT		16,899	16,899	OUVR. DE BASE CIMENT
	CEMENT BASIC PROD.	2,000	16,288	18,288	PROD. MIN. NON-MET. BASE
	NON-MET. MIN. BASIC PROD		2,719	2,719	OUVRAGES OIVERS
	MISC. FABRICATED PROD.		830	830	MACHINES NDA
	MACHINERY NES	80	760	840	VEH. AUTOM. ROUTIERS NDA
	ROAD MOTOR VEH. NES		20	20	NAV. RES. AVIONS, VEH. DIV
	SHIPS, AIRCRAFT, MIS. VEH	400		400	MATERIEL DIVERS
	EQUIPMENT MISC.		617	617	CONTENEURS, FERMETURES
	CONTAINERS, CLOSURES	1	85	86	MARCHANDISES OIVERSES
GENERAL CARGO		119	119	TOTAL DU PORT	
PORT TOTAL	291,978 *	581,557 *	873,535 *		
WATSON ISLAND	METALLIC SALTS		3,990	3,990	SELS METALLIQUES
	INORGANIC CHEMS. NES		57,625	57,625	PROD. CHIM. INORG. NDA
	PORT TOTAL		61,615 *	61,615 *	TOTAL DU PORT
WEST BAY	LOGS	7,580	216,000	223,580	BILLES
	GASOLINE		5	5	ESSENCE
	FUEL OIL		43	43	MAZOUT
	METAL FAB. BASIC PROD.		9	9	OUVR. DE BASE EN METAL
	PORT TOTAL	7,580 *	216,057 *	223,637 *	TOTAL DU PORT
ZEBALLOS	MISC. FOOD PREP. NES		193	193	DIV. PREP. ALIM. NDA
	ALE, BEER, STOUT, PORTER		52	52	BOISS. ALCOOL. DIST.
	DIST. ALCOHOLIC BEV.		7	7	BILLES
	LOGS	28,000		28,000	SEL
	SALT		3	3	BOIS D'OEUVRE ET CHARP.
	LUMBER AND TIMBER		2	2	PLACAGES, CONTRE-PLAQ.
	VENEER, PLYWOOD		2	2	ESSENCE
	GASOLINE		52	52	MAZOUT
	FUEL OIL		768	768	HUILE, GRAISSE LUBRIF.
	LUBRICATING OIL, GREASE	10	10	20	FIL METALLIQUE
	WIRE		5	5	OUVR. DE BASE EN METAL
	METAL FAB. BASIC PROD.		1	1	MACHINES NDA
	MACHINERY NES	311	188	499	CAMIONS ET CHASSIS
	TRUCKS AND CHASSIS	1	2	3	ART. PERS. ET MENAGERS
	PERSONAL, HOUSEHOLD GOODS	1		1	CONTENEURS, FERMETURES
	CONTAINERS, CLOSURES	37		37	TOTAL DU PORT
	PORT TOTAL	28,360 *	1,285 *	29,645 *	
BC-NES/C-B.-NDA	CATTLE		1	1	BOVINS
	LIVE ANIMALS, NES	2		2	ANIMAUX VIVANTS, NDA
	FISH, FRESH OR FROZEN	466		466	POISSON, FRAIS OU CONG.
	FISH, CANNED	123	442	565	POISSON EN BOITES
	SHELL FISH, NES	13		13	MOLLUSQUES CRUST., NDA
	BAKERY PROD. INC. FROZEN		100	100	PROD. BOUL., PROD. CONG.
	MISC. FOOD PREP. NES	580	7,236	7,816	DIV. PREP. ALIM. NDA
GROUND CEREALS NES		1	1	CEREALES MOULUES NDA	

TABLE 11. CARGOES HANDLED AT CANADIAN PORTS IN COASTWISE SHIPPING.

TABLEAU 11. MARCHANDISES MANUTENTIONNEES DANS LES PORTS CANADIENS, EN CABOTAGE NATIONAL.

PORT	COMMODITY	TONS LOADED TONNES CHARGÉES	TONS UNLOADED TONNES DECHARGÉES	TOTAL TOTAL	MARCHANDISES
BC-NES/C-B.-NDA (CONTD. - SUITE)	ALE, BEER, STOUT, PORTER		907	907	ALE, BIÈRE, STOUT, PORTER
	DIST. ALCOHOLIC BEV.		232	232	BOISS. ALCOOL. DIST.
	NURSERY, GREENHOUSE STOCK	47		47	PROD. PEPINIERE, SERRE
	LOGS	1,385,360	1,431,908	2,817,268	BILLES
	BOLTS, ROUND TIMBER	200	309	509	BILLOTS, BOIS ROND
	PULPWOOD	76,070	12,000	88,070	BOTS A PATE
	ALUMINA, BAUXITE ORES	2,880	2,880	5,760	MINERAIS ALUMINE, BAUX.
	ORES AND CONC. NES	3,838		3,838	MINERAIS ET CONC. NOA
	IRON AND STEEL SCRAP	77		77	DECHETS DE FER, D'ACIER
	NON-FERROUS MET. SCRAP	2		2	DECHETS METAL. NON FER.
	COAL, BITUMINOUS		1	1	CHARBON BITUMINEUX
	SAND AND GRAVEL	33,531	1,507	35,038	SABLE ET GRAVIERES
	LIMESTONE	19,495		19,495	PIERRE CALCAIRE
	WATER AND ICE		495	495	EAU ET GLACE
	SALT	5	49	54	SEL
	LUMBER AND TIMBER	252	2,051	2,303	BOIS D'OEUVRE ET CHARR.
	RAILWAY TIES		52	52	TRAVERSES DE CH. FER
	SHINGLES AND SHAKES		91	91	BARDEAUX, BARD, FACADE
	VENEER, PLYWOOD		212	212	PLACAGES, CONTRE-PLAC.
	WOOD FAB. MATERIALS		20	20	DEMI-PRODUITS EN BOIS
	NEWSPRINT PAPER		45	45	PAPIER JOURNAL
	PAPER NES	13	78	91	PAPIER NDA
	BLDG. PAPER AND BOARD	500	82,830	83,330	PLAQ. CONSTP., PAP/CAST.
	TEXTILE FAB. MTL NES		10	10	OUVR. EN MAT. TEXT. NOA
	OILS, FATS, WAXES NES		80	80	HUIL. MAT. GRAS, CIRE NOA
	METALLIC SALTS		402	402	SELS METALLIQUES
	INORGANIC CHEMS. NES		115	115	PROD. CHIM. INORG. NOA
	ORGANIC CHEMICALS NES	37	546	583	PROD. CHIM. ORGAN. NOA
	EXPLOS., FUSES, CAPS	2,861	1,374	4,235	EXPLOS., AMORCES, DET.
	POTASH		450	450	POTASSE
	FERTILIZERS NES	27	4,287	4,314	ENGRAIS CHIMIQUE NOA
	PLASTIC MATERIALS		19	19	MATIERES PLASTIQUES
	CHEM. SPECIALTIES NES		12	12	PROD. CHIM. SPECIAUX NOA
	GASOLINE	516	34,494	35,010	ESSENCE
	FUEL OIL	1,418	98,065	99,483	MAZOUT
	LUBRICATING OIL, GREASE	6	1,604	1,610	HUILE, GRAISSE LUBRIF.
	ASPHALTS, ROAD OILS		904	904	ASPHALTE, BITUME LIQ.
	COAL TAR, PITCH		660	660	GOUDRON, BRAI DE BOUIL.
	PETROL. COAL PROD. NES	3	1,293	1,296	DERIVE PETP. CHARB. NOA
	CASTINGS, FORGINGS		317	317	MOUL. PIECES FORGEES
	BARNS AND RODS, STEEL		90	90	BARRES ET TIGES ACIER
PLATE & SHEET STEEL		403	403	TOLES, FEUILLES D'ACIER	
STRUCTURAL SHAPES	9	5,679	5,688	PROFILES DE CONSTRUCT.	
PIPES, TUBES: IRON, STEEL	46	2,239	2,285	TUYAUX, TUBES: FER, ACIER	
WIRE	216	821	1,037	FIL METALLIQUE	
ALUMINIUM		2	2	ALUMINIUM	
METAL FAB. BASIC PROD.	272	5,913	6,185	OUVR. DE BASE EN METAL	
BUILDING BRICK, CLAY		259	259	BRIQ. A BATIR ARGILE	
DRAIN TILES, PIPES		9	9	TUILES TUY. DE DRAINAGE	
BRICKS, TILES NES		9	9	BRIQUES, TUILES NOA	
CEMENT		2,678	2,678	CIMENT	
CEMENT BASIC PROD.		452	452	OUVR. DE BASE CIMENT	
NON-MET. MIN. BASIC PROD		194	194	PROD. MIN. NON-MET. BASE	
MISC. FABRICATED PROD.		10	10	OUVRAGES DIVERS	
TRACTORS	90	28	118	TRACTEURS	
MACHINERY NES	7,656	26,727	34,383	MACHINES NOA	
PASS. AUTOS AND CHASSIS	270	344	614	VOITURES PART., CHASSIS	
BUSES AND CHASSIS		5	5	AUTOBUS ET CHASSIS	
TRUCKS AND CHASSIS	220	273	493	CAMIONS ET CHASSIS	
MOTOR VEHICLE ENGINES	37	41	78	MOTEURS DE VEH. AUTOM.	
ROAD MOTOR VEH. NES	1,051	1,541	2,592	VEH. AUTOM. ROUTIERS NOA	
SHIPS, AIRCRAFT, MIS. VEH	23	143	166	NAVIRES, AVIONS, VEH. DIV.	
RUBBER TIRES AND TUBES	20	242	262	PNEUS, CHAMBRES A AIR	
EQUIPMENT MISC.	885	1,047	1,932	MATERIEL DIVERS	
PERSONAL, HOUSEHOLD GOODS	139	227	366	ART. PERS. ET MENAGERS	
CONTAINERS, CLOSURES	1,152	525	1,677	CONTENEURS, FERMETURES	
MISC. END PRODUCTS NES	313	561	874	PRODUITS FINIS DIV. NOA	
GENERAL CARGO	306	2,056	2,362	MARCHANDISES DIVERSES	
PORT TOTAL	1,741,027 *	1,740,597 *	3,481,624 *	TOTAL DU PORT	
PROVINCE TOTAL	18,190,997 **	18,187,353 **	36,378,350 **	TOTAL DU PROVINCE	
NORTH-WEST TERR. / TERR. DU NORD-OUEST					
FROBISHER BAY					
MISC. FOOD PREP. NES		615	615	DIV. PREP. ALIM. NOA	
NON-ALCOHOLIC BEVERAGE		255	255	BOISSONS NON-ALCOOL. NOA	
ALE, BEER, STOUT, PORTER		3	3	ALE, BIÈRE, STOUT, PORTER	
DIST. ALCOHOLIC BEV.		204	204	BOISS. ALCOOL. DIST.	
IRON AND STEEL SCRAP	6		6	DECHETS DE FER, D'ACIER	
LUMBER AND TIMBER		797	797	BOIS D'OEUVRE ET CHARR.	
VENEER, PLYWOOD		68	68	PLACAGES, CONTRE-PLAC.	
BLDG. PAPER AND BOARD		499	499	PLAQ. CONSTP., PAP/CAST.	
TEXTILE FAB. MTL NES		7	7	OUVR. EN MAT. TEXT. NOA	
METALLIC SALTS		180	180	SELS METALLIQUES	

TABLE 11. CARGOES HANDLED AT CANADIAN PORTS IN COASTWISE SHIPPING.

TABLEAU 11. MARCHANDISES MANUTENTIONNEES DANS LES PORTS CANADIENS, EN CABOTAGE NATIONAL.

PORT PORT	COMMODITY	TONS LOADED TONNES CHARGÉES	TONS UNLOADED TONNES DÉCHARGÉES	TOTAL TOTAL	MARCHANDISES				
FROBISHER BAY (CONTO. - SUITE)	CHEM. SPECIALTIES NES		2	2	PROD. CHIM. SPÉCIAUX NDA				
	GASOLINE		2,640	2,640	ESSENCE				
	FUEL OIL		164	164	MAZOUT				
	LUBRICATING OIL, GREASE		227	227	HUILE, GRAISSE LUBRIF.				
	ASPHALTS, ROAD OILS		92	92	ASPHALTE, BITUME LIQD.				
	PETROL, COAL PROD. NES		68	68	DÉRIVE PETR. CHARB. NDA				
	STRUCTURAL SHAPES		516	516	PROFILES DE CONSTRUCT.				
	PIPES, TUBES: IRON, STEEL		17	17	TUYAUX, TUBES: FER, ACIER				
	METAL FAB. BASIC PROD.	3	156	159	OUVR. DE BASE EN METAL				
	GLASS BASIC PRODUCTS		1	1	OUVR. DE BASE EN VERRE				
	ASBESTOS BASIC PROD.		8	8	OUVR. DE BASE AMIANTE				
	CEMENT		481	481	CIMENT				
	NON-MET. MIN. BASIC PROD		607	607	PROD. MIN. NON-MET. BASE				
	MISC. FABRICATED PROD.		9	9	OUVRAGES DIVERS				
	TRACTORS		1	1	TRACTEURS				
	MACHINERY NES	2	268	270	MACHINES NDA				
	PASS. AUTOS AND CHASSIS		17	17	VOITURES PART., CHASSIS				
	ROAD MOTOR VEH. NES		115	115	VEH. AUTOM. ROUTIERS NDA				
	PUBBER TIRES AND TUBES		1	1	PNEUS, CHAMBRES A AIR				
	EQUIPMENT MISC.		384	384	MATERIEL DIVERS				
PERSONAL, HSEHOLD GOODS		4	4	ART. PERS. ET MENAGERS					
CONTAINERS, CLOSURES	7		7	CONTENEURS, FERMETURES					
MISC. END PRODUCTS NES		224	224	PRODUITS FINIS DIV. NDA					
GENERAL CARGO		39	39	MARCHANDISES DIVERSES					
PORT TOTAL	18 *	8,669 *	8,687 *	TOTAL DU PORT					
NWT-NES/TNO-NDA	MEAT, FRESH OR FROZEN		79	79	VIANDE, FRAICHE / CONG.				
	MEAT AND MEAT PREP. NES		35	35	VIANDES ET PREP. NDA				
	FISH, CANNED		32	32	POISSON EN BOITES				
	DAIRY PROD. EGGS, HONEY		53	53	PROD. LAIT., OEUFS, MIEL				
	WHEAT FLOUR		163	163	FARINE DE BLE				
	FRUITS, PREP. CANNEO		32	32	FRUITS PREP. EN BOITE				
	VEGETABLES, FROZEN		2	2	LEGUMES, CONGÉLÉS				
	VEGETABLE PREP. NES		69	69	PREP. DE LEGUMES NDA				
	SUGAR, NES		137	137	SUCRE, NDA				
	MISC. FOOD PREP. NES		350	350	DIV. PREP. ALIM. NDA				
	ALE, BEER, STOUT, PORTER		21	21	ALE, BIÈRE, STOUT, PORTER				
	RAW HIDES AND SKINS	21		21	PEAUX ET CUIRS BRUT				
	CRUDE VEG. PROD. NES		20	20	PR. BRUTS ORIG. VEG. NDA				
	BOLTS, ROUND TIMBER		21	21	BILLOTS, BOIS ROND				
	CRUDE WOOD MTL. NES		12	12	MATIERES BOIS BRUT NDA				
	CRUDE NON-MET. MIN. NES		15	15	MIN. NON-MET. BRUTS NDA				
	WASTE AND SCRAP NES		5	5	DÉCHETS ET REBUTS NDA				
	LUMBER AND TIMBER		164	164	BOIS D'OEUVRE ET CHARB.				
	WOOD FAB. MATERIALS		5	5	DEMI-PRODUITS EN BOIS				
	BLDG. PAPER AND BOARD		77	77	PLAQ. CONSTR., PAP/CART.				
	PLASTIC MATERIALS		6	6	MATIERES PLASTIQUES				
	CHEM. SPECIALTIES NES		277	277	PROD. CHIM. SPÉCIAUX NDA				
	GASOLINE		3,999	3,999	ESSENCE				
	FUEL OIL		46,779	46,779	MAZOUT				
	LUBRICATING OIL, GREASE		806	806	HUILE, GRAISSE LUBRIF.				
	PETROL, COAL PROD. NES		123	123	DÉRIVE PETR. CHARB. NDA				
	STRUCTURAL SHAPES		355	355	PROFILES DE CONSTRUCT.				
	PIPES, TUBES: IRON, STEEL		10	10	TUYAUX, TUBES: FER, ACIER				
	WIRE		255	255	FIL METALLIQUE				
	METAL FAB. BASIC PROD.		109	109	OUVR. DE BASE EN METAL				
	CEMENT		294	294	CIMENT				
	MISC. FABRICATED PRDD.		7	7	OUVRAGES DIVERS				
	TRACTORS		4	4	TRACTEURS				
	MACHINERY NES	3	32	35	MACHINES NDA				
	ROAD MOTOR VEH. NES		194	194	VEH. AUTOM. ROUTIERS NDA				
	SHIPS, AIRCRAFT, MIS. VEH		74	74	NAVIRES, AVIONS, VEH. DIV				
	EQUIPMENT MISC.		96	96	MATERIEL DIVERS				
	PERSONAL, HSEHOLD GOODS		50	50	ART. PERS. ET MENAGERS				
	CONTAINERS, CLOSURES	160	20	180	CONTENEURS, FERMETURES				
	MISC. END PRODUCTS NES		372	372	PRODUITS FINIS DIV. NDA				
GENERAL CARGO	27	709	736	MARCHANDISES DIVERSES					
PORT TOTAL	211 *	55,863 *	56,074 *	TOTAL DU PORT					
PROVINCE TOTAL	229 **	64,532 **	64,761 **	TOTAL DU PROVINCE					
TOTAL - CANADA	63,154,162 **	63,163,772 **	126,317,934 **	TOTAL - CANADA					
SUMMARY					SOMMAIRE				
NEWFOUNDLAND	1,459,735	2,140,290	3,600,025	TERRE-NEUVE					
PRINCE EDWARD ISLAND	134,774	430,616	565,390	ILE DU PRINCE-EDOUARD					
NOVA SCOTIA	3,147,058	2,319,805	5,466,863	NOUVELLE-ECOSSE					
NEW BRUNSWICK	956,556	1,005,937	1,962,493	NOUVEAU-BRUNSWICK					
QUEBEC	14,624,722	19,337,400	33,962,122	QUEBEC					
ONTARIO	24,616,067	19,677,754	44,293,821	ONTARIO					
MANITOBA	24,024	85	24,109	MANITOBA					
BRITISH COLUMBIA	18,190,997	18,187,353	36,378,350	COLOMBIE-BRITANNIQUE					
NORTH-WEST TERRITORIES	229	64,532	64,761	TERRITOIRE DU NORD-OUEST					
TOTAL - CANADA	63,154,162	63,163,772	126,317,934	TOTAL - CANADA					

TABLE 12. CARGOES LOADED AT CANADIAN PORTS IN COASTWISE SHIPPING, BY COMMODITY AND GEOGRAPHIC AREA.

TABLEAU 12. MARCHANDISES CHARGÉES DANS LES PORTS CANADIENS EN CABOTAGE NATIONAL, PAR MARCHANDISE ET RÉGION GÉOGRAPHIQUE.

COMMODITY	ATLANTIC ATLANTIQUE	GREAT LAKES GRANDS LACS	PACIFIC PACIFIQUE	TOTAL TOTAL	MARCHANDISES
CATTLE	1,793		41	1,834	BOVINS
LIVE ANIMALS, NFS	143		6	149	ANIMAUX VIVANTS, NDA
MEAT, FRESH OR FROZEN	23,763		279	24,042	VIANDE, FRAICHE / CONG.
MEAT, CURED	528			528	VIANDE FUMÉE OU SALÉE
MEAT AND MEAT PREP. NES	10,819			10,819	VIANDES ET PREP. NDA
FISH, FRESH OR FROZEN	23,009		2,895	25,904	POISSON, FRAIS OU CONG.
FISH, SALTED OR CURED	11,327			11,327	POISSON, SALÉ OU FUMÉ
FISH, CANNED	8,599	37	4,787	10,423	POISSON EN BOÎTES
LOBSTER	1,669			1,669	HOMARD
SHELL FISH, NES	474		294	768	MOLLUSQUES CRUST., NDA
BUTTER	945			945	BEURRE
CHEESE	285			285	FROMAGE
MILK POWDER	2,020	904		2,924	LAIT EN POUFRE
DAIRY PROD., EGGS, HONEY	5,653	655		6,308	PROD. LAIT., OEUF, MIEL
BARLEY	6,885	3,016,052		3,022,937	ORGE
CORN		163,199		163,199	MÂIS
OATS	593	320,467		321,060	AVOINE
RYE		54,782		54,782	SEIGLE
WHEAT	28,710	8,729,713	21,884	8,780,307	BLÉ
CEREALS UNMILLED, NES	411	844	33	1,288	CEREALES NON MOUL., NDA
CORN MEAL AND FLOUR	361			361	SEMOLLE, FARINE DE MÂIS
MALT AND MALT FLOUR	400	67,447		67,847	MALT ET FARINE DE MALT
WHEAT FLOUR	27,677	39,196		66,873	FARINE DE BLÉ
CEREALS MILLED, NES	127	375		502	CEREALES MOULUES, NDA
BAKERY PROD., INC., FROZEN	766	21	100	887	PROD. BOUL., PROD. CONG.
MACARONI, CEREAL PROD.	1,336	228		1,564	PÂTES ALIM. PROD. CEREAL
APPLES	4,373	2		4,375	POMMES
BANANAS AND PLANTAINS	1,685			1,685	BANANES ET PLANTAINS
FRESH FRUITS, BERRIES	5,693		23	5,716	FRUITS, BAIES FRAIS
FROZEN FRUITS, BERRIES	884			884	FRUITS, BAIES CONGÉLÉS
DRIED FRUITS	3,686			3,686	FRUITS SECS
FRUIT JUICES	2,787	112		2,899	JUS DE FRUIT
FRUIT PULP, PUREE	30			30	PULPE DE FRUIT, PUREE
FRUIT, PRES., NOT CANNED	160	128		288	CONS. FRUITS NON BOÎTE
FRUITS, PREP., CANNED	14,293	51		14,344	FRUITS PREP. EN BOÎTE
PEANUTS	485			485	CACAHUETES
NUTS, EXC. OIL NUTS NES	1,760	24		1,784	NOIX, SAUF OLEAG. NDA
POTATOES	36,493			36,493	POMMES DE TERRE
VEGETABLES, FRESH	15,312	111	129	15,552	LEGUMES, FRAIS
VEGETABLES, FROZEN	1,848			1,848	LEGUMES, CONGÉLÉS
VEGETABLES, DRIED	1,108			1,108	LEGUMES, SECS
VEGETABLE PREP. NES	19,952	703		20,655	PREP. DE LEGUMES NDA
RAW SUGAR	4,064			4,064	SUCRE BRUT
SUGAR, NES	26,040	1,705		27,745	SUCRE, NDA
MOLASSES, REFINED	1,804			1,804	MELASSE, RAFFINÉE
SYRUP	47	40		87	SIROP
SUGAR PREPARATIONS	1,037	5		1,042	PREP. A BASE DE SUCRE
COCOA AND CHOCOLATE	1,556			1,556	CACAO ET CHOCOLAT
COFFEE	1,535			1,535	CAFÉ
TEA	2,048			2,048	THÉ
SPICES	226			226	ÉPICES
VINEGAR	246			246	VINAIGRE
MARGARINE	1,100			1,100	MARGARINE
SHORTENING	435			435	GRAISSE CULINAIRE
LARD	185			185	SAINDOUX
SAUSAGE SKINS, CASINGS	43			43	BOYAUX A SAUCISSES
MISC. FOOD PREP. NES	83,209	98,142	36,999	218,350	DIV. PREP. ALIM. NDA
HAY, FODRAGE, STRAW	2,495			2,495	FŒN, FOURRAGE, PAILLE
HULLS, SCREENINGS, CHAFF	714	100,387	35	101,136	ÉCULURES, CRIBLURES, BAL
BRAN, SHORTS, MIDDINGS	580			580	SON, ISSUES DE CEREALES
GROUND CEREALS NES	22,945	9,687	761	33,393	CEREALES MOULUES NDA
SOYA. OIL MEAL, CAKE	224			224	FARINE TOURT. GR. SOYA
BREWERS GRAINS	286			286	GRAINS DE BRASSERIE
FEEDS, VEGETABLE ORIGIN	363		10	373	PROD. D'ORIGINE VÉGÉTALE
FEEDS OF ANIMAL ORIGIN	42,323		10	42,333	PROD. D'ORIGINE ANIMALE
CONC. COMPLETE FEEDS	521	2,937	11	3,469	CONC., PROD. COMPLÈTES
NON-ALCOHOLIC BEVERAGE	4,051	877		4,928	BOISSONS NON-ALCOOLIQ.
ALE, BEER, STOUT, PORTER	10,570	874	10,080	21,524	ALE, BIÈRE, STOUT, PORTER
WINES	543	5,462	4	6,009	VINS
FERM. ALCOHOLIC BEV.	185			185	BOISS. ALCOOL. FERMEN.
DIST. ALCOHOLIC BEV.	3,443	19,367	2,436	25,246	BOISS. ALCOOL. DIST.
CIGARETTES	152	698		850	CIGARETTES
TOBACCO NES	25	769		794	TABACS NDA
RAW HIDES AND SKINS	1,132	270		1,402	PEAUX ET CUIRS BRUT
CRUDE ANIMAL PROD. NES	521			521	PR. BRUTS ORIG. ANIM. NDA
SEEDS FOR SOWING NES	44	12,011		12,055	GRAINES DE SEMENCE NDA
FLAXSEED		260,681		260,681	GRAINE DE LIN
RAPESEED		123,571	2,356	125,927	GRAINE DE COLZA

TABLE 12. CARGOES LOADED AT CANADIAN PORTS IN COASTWISE SHIPPING, BY COMMODITY AND GEOGRAPHIC AREA.

TABLEAU 12. MARCHANDISES CHARGÉES DANS LES PORTS CANADIENS EN CABOTAGE NATIONAL, PAR MARCHANDISE ET RÉGION GÉOGRAPHIQUE.

COMMODITY	ATLANTIC ATLANTIQUE	GREAT LAKES GRANDS LACS	PACIFIC PACIFIQUE	TOTAL TOTAL	MARCHANDISES
SOYA BEANS	7,385	105,226		112,611	GRAINE DE SOYA
NURSERY, GREENHOUSE STOCK	22		73	95	PROD. PEPINIERE, SERRE
RUBBER, ALLIED GUMS, NAT	64			64	CAOUTCHOUC GOMMES NAT.
CRUDE VEG. PROD. NES	328	1	120	449	PR. BRUTS ORIG. VEG. NDA
LOGS	245		6,995,527	6,995,772	BILLES
BOLTS, ROUND TIMBER	2,946	77	4,664	7,687	BILLOTS, BOIS RONDS
PULPWOOD	1,780,513	102,500	4,038,933	5,921,946	BOIS A PATE
CRUDE WOOD MTLs. NES	1,433		10	1,443	MATIERES BOIS BRUT NDA
WOOL AND ANIMAL HAIR	635			635	LAINES, POILS ANIMAL
TEXTILE FIBRES NES	2,796			2,796	FIBRES TEXTILES NDA
ALUMINA, BAUXITE ORES			2,980	2,880	MINERAIS ALUMINE, BAUX.
COPPER ORE AND CONC.	58,758		2,200	60,958	MINERAL, CONC. CUIVRE
IRON ORE AND CONC	3,887,848	3,322,773		7,210,621	MINERAL, CONC. DE FER
MANGANESE ORE	121,692			121,692	MINERAL DE MANGANESE
TITANIUM ORE	2,311,904			2,311,904	MINERAL DE TITANE
ORES AND CONC. NES	19,143		3,838	22,981	MINERAIS ET CONC. NDA
IRON AND STEEL SCRAP	22,314	50	6,641	29,005	DECHETS DE FER, DACIER
NON-FERROUS MET. SCRAP	3,025		78	3,103	DECHETS METAL. NON FER.
SLAG, DROSS, BY-PRODUCTS	5,316	13,580	15,409	34,305	POUS. GUEUL. SCDR. PROD.
COAL, BITUMINOUS	13,004	475,580	886	489,470	CHARBON BITUMINEUX
CRUDE PETROLEUM	6,144			6,144	PETROLE BRUT
NATURAL GAS			50	50	GAZ NATUREL
ASBESTOS	4,032	430	500	4,962	AMIANTE
CHINA CLAY	17		638	655	KAOLIN
DOLOMITE	454	12,300		12,754	DOLOMITE
CLAY MATERIALS NES	371		5,009	5,380	MATIERES ARGIL. NDA
SAND AND GRAVEL	2,077	3	1,468,031	1,470,111	SABLE ET GRAVIERS
LIMESTONE	7,191	1,670,245	468,801	2,146,237	PIERRE CALCAIRE
CRUSHED STONE	93	21,090		21,183	PIERRE CONCASSEE
STONE, CRUDE NES	6,552	148,546	16,162	171,260	PIERRE BRUTE NDA
WATER AND ICE	80		636	716	EAU ET GLACE
BARYTES, NATURAL	1,272			1,272	BARYTINE NATURELLE
FLUORSPAR	160,297			160,297	SPATH FLUOR
GYPSUM	335,564		2,000	337,564	GYPSE
PHOSPHATE ROCK	240			240	ROCHE PHOSPHATES
SALT	194,349	1,000,041	75,665	1,270,055	SEL
SULPHUR IN ORES	72		21,771	21,843	SOUFRE EN MINERAL
CRUDE NON-MET. MIN. NES	169	368		537	MIN. NON-MET. BRUTS NDA
COTTON, TEXTILE WASTE	305	109		414	DECHETS DE COTON, TEXT.
HOGGED FUEL, WOOD			603,053	603,053	BOIS DE CHAUFFAGE
WASTE AND SCRAP NES	8,089	9,346	372,631	390,066	DECHETS ET REBUTS NDA
LEATHER	28	279		307	CUIR
RUBBER FAB. MATERIALS	7,925			7,925	DEMI-PROD. CAOUTCHOUC
LUMBER AND TIMBER	70,602	8,164	892,325	971,091	BOIS D'OEUVRE ET CHARP.
FLOORING	260	73		333	LAMES POUR PARQUET
RAILWAY TIES	3,293		52	3,345	TRAVERSES DE CH. FER
SHINGLES AND SHAKES	497	84	789	1,370	BARDEAUX, BARD. FACADE
LATH OF WOOD	75			75	LATTES DE BOIS
VENEER, PLYWOOD	10,581	496	1,395	12,472	PLACAGES, CONTRE-PLAQ.
COOPERAGE STOCK	132		60	192	DEMI-PROD. TONNELLERIE
WOOD FAB. MATERIALS	1,897	4	39	1,940	DEMI-PRODUITS EN BOIS
PULP	1,032		288,708	289,740	PATE
NEWSPRINT PAPER	4,337		483,845	488,182	PAPIER JOURNAL
PAPER NES	5,886	3,800	3,369	13,055	PAPIER NDA
PAPERBOARD	13,094	90,013	93	103,202	CARTON
BLDG. PAPER AND BOARD	42,274	1,634	98,814	142,722	PLAQ. CONSTR., PAP/CART.
WET MACHINE BOARD	1,673	223	124	2,020	CARTON EN PATE PRESSE
CORDAGE, TWINE, ROPE	162	2,641		2,803	CORDAGE, FICELLE, CORDRE
JUTE WOVEN FABRICS	1,054	1,059		2,113	TISSUS DE JUTE
TEXTILE FAB. MTL NES	15,334	381	603	16,318	OUVR. EN MAT. TEXT. NDA
ANIMAL OILS, EXC. MARINE	179	1,125		1,304	HUIL. ANIM. SAUF AN. MAR.
FISH, MARINE ANIMAL OIL	6,844	13	60	6,917	HUIL. DE POISSON, AN. MAR.
VEG. OILS, FATS NES	3,677	234		3,911	HUIL. MAT. GRAS. VEG. NDA
OILS, FATS, WAXES NES	263	31	377	671	HUIL. MAT. GRAS. CIRE NDA
SULPHURIC ACID	25		1,425	1,450	ACIDE SULFURIQUE
METALLIC SALTS	9,113	123,906	39,441	172,460	SELS METALLIQUES
INORGANIC CHEMS. NES	35,690	115,166	270,953	421,809	PROD. CHIM. INORG. NDA
GLYCOL		16,394		16,394	GLYCOL
ORGANIC CHEMICALS NES	39,846	3,907	35,181	78,934	PROD. CHIM. ORGAN. NDA
EXPLOS., FUSES, CAPS	4,679		4,767	9,446	EXPLOS., AMORCES, DET.
POTASH	20		450	470	POTASSE
FERTILIZERS NES	10,333	175	4,426	14,934	ENGRAIS CHIMIQUE NDA
AGRICULTURAL CHEMICALS	242	17	32	291	PROD. CHIM. AGRICOLES
SYNTHETIC RUBBER	3,130	9,752		12,882	CAOUTCHOUC SYNTHETIQUE
PLASTIC MATERIALS	1,919	5,202	179	7,300	MATIERES PLASTIQUES
DYESTUFF, PIGMENT, PAINT	3,789	1,331	22	5,142	MAT. COLOR. PIG. PEINTURE
CHEM. SPECIALTIES NES	7,208	4,049	291	11,548	PROD. CHIM. SPECIAUX NDA
GASOLINE	2,539,860	1,058,760	386,326	3,984,946	ESSENCE

TABLE 12. CARGOES LOADED AT CANADIAN PORTS IN COASTWISE SHIPPING, BY COMMODITY AND GEOGRAPHIC AREA.

TABLEAU 12. MARCHANDISES CHARGÉES DANS LES PORTS CANADIENS EN CABOTAGE NATIONAL, PAR MARCHANDISE ET RÉGION GÉOGRAPHIQUE.

COMMODITY	ATLANTIC ATLANTIQUE	GREAT LAKES GRANDS LACS	PACIFIC PACIFIQUE	TOTAL TOTAL	MARCHANDISES
FUEL OIL	8,999,472	2,887,836	1,813,081	13,699,389	MAZOUT
LUBRICATING OIL, GREASE	145,486	56,564	9,698	211,748	HUILE, GRASSE LUBRIF.
COKE	76	67,767	168	68,011	COKE
ASPHALTS, ROAD OILS	4,521	412	930	5,863	ASPHALTE, BITUME LIQD.
COAL TAR, PITCH	797	7,554	735	9,086	GOUDRON, BRAI DE BOUIL.
PETROL, COAL PROD. NES	48,643	62,518	12,476	123,637	DÉRIVE PÉTR. CHARB. NDA
FERRO-ALLOYS	3,389	13,139		16,528	FERRO-ALLIAGES
PIG IRON	5,486	1,021		6,507	FER EN GUEUSE
PRIMARY IRON, STEEL NES	14,614	17,555		32,169	FER, ACIER PRIMAIR. NDA
CASTINGS, FORGINGS	8,473	29,594	574	38,641	MOUL. PIÈCES FORGÉES
BAR AND RODS, STEEL	15,076	21,849	120	37,045	BARRES ET TIGES ACIER
PLATE & SHEET STEEL	19,006	320,452	2,770	342,228	TÔLES, FEUILLES D'ACIER
STRUCTURAL SHAPES	93,835	34,495	17,182	145,512	PROFILES DE CONSTRUCT.
RAILS & TRACK MATERIAL	19,233	1,024		20,257	RAILS, MAT. VOIE FERRE
PIPES, TUBES: IRON, STEEL	7,592	10,490	3,808	21,890	TUYAUX, TUBES: FER, ACIER
PIPE	4,049	5,957	4,509	14,515	FIL MÉTALLIQUE
ALUMINIUM	51,937	21	8,837	60,795	ALUMINIUM
COPPER AND ALLOYS	1,969	1,268	1	3,238	CUIVRE ET ALLIAGES
LEAD AND ALLOYS	387			387	PLOMB ET ALLIAGES
NICKEL AND ALLOYS	13			13	NICKEL ET ALLIAGES
ZINC AND ALLOYS	4,485	106	812	5,403	ZINC ET ALLIAGES
NON-FERROUS METALS NES	11,568		143	11,711	MÉTAUX NON-FERREUX NDA
METAL FAB. BASIC PROD.	32,641	18,871	21,277	72,789	OUVR. DE BASE EN MÉTAL
BUILDING BRICK, CLAY	3,386	36	2,426	5,848	BRIQ. A BATIR ARGILE
DRAIN TILES, PIPES	15	229	24	268	TUILES TUY. DE DRAINAGE
BRICKS, TILES NES	1,114	5,422	1,754	8,290	BRIQUE, TUILES NDA
GLASS BASIC PRODUCTS	9,821	1,306	20	11,147	OUVR. DE BASE EN VERRE
ASBESTOS BASIC PROD.	551	1,528	198	2,277	OUVR. DE BASE AMIANTE
CEMENT	173,089	474,482	221,187	868,758	CIMENT
CEMENT BASIC PROD.	3,072	1,894	43,140	48,106	OUVR. DE BASE CIMENT
LIME	2,184		104	2,288	CHAUX
NON-MET. MIN. BASIC PROD.	8,522	6,097	3,623	18,242	PROD. MIN. NON-MÉT. BASE
MISC. FABRICATED PROD.	1,040	2,385	1,168	4,593	DUVRAGES DIVERS
TRACTORS	3,101	3,126	319	6,546	TRACTEURS
MACHINERY NES	55,682	3,688	34,178	93,548	MACHINES NDA
RAILWAY ROLLING STOCK	6,084	14		6,098	MAT. ROUL. DE CHÂTE FER
PASS. AUTOS AND CHASSIS	14,631	1,464	1,909	17,604	VOITURES PART. CHASSIS
BUSES AND CHASSIS	157	9	5	171	AUTOBUS ET CHASSIS
TRUCKS AND CHASSIS	7,993	89	1,090	9,172	CAMIONS ET CHASSIS
MOTOR VEHICLE ENGINES	551	14,254	126	14,931	MOTEURS DE VEH. AUTOM.
ROAD MOTOR VEH. NES	2,195	59	4,565	6,819	VEH. AUTOM. ROUTIERS NDA
SHIPS, AIRCRAFT, MTS. VEH	587	26	701	1,314	NAVIRES, AVIONS, VEH. DIV
RUBBER TIRES AND TUBES	2,311	484	476	3,271	PNEUS, CHAMBRES A AIR
EQUIPMENT MISC.	35,308	1,428	4,847	41,583	MATÉRIEL DIVERS
PERSONAL, HOUSEHOLD GOODS	11,606	1,402	652	13,660	ART. PERS. ET MÉNAGERS
FIREARMS, AMMUNITION		32	133	165	ARMES À FEU, MUNITIONS
CONTAINERS, CLOSURES	24,870	12,836	6,468	44,174	CONTENEURS, FERMETURES
MISC. END PRODUCTS NES	9,358	3,311	2,169	14,838	PRODUITS FINIS DIV. NDA
GENERAL CARGO	163,906	7,758	6,569	177,913	MARCHANDISES DIVERSES
GRAND TOTAL	20,347,018 *	22,419,097 *	18,190,977 *	60,957,192 *	TOTAL GLOBAL

TABLE 13. CARGOES UNLOADED AT CANADIAN PORTS IN COASTWISE SHIPPING, BY COMMODITY AND GEOGRAPHIC AREA.

TABEAU 13. MARCHANDISES DECHARGÉES DANS LES PORTS CANADIENS EN CABOTAGE NATIONAL, PAR MARCHANDISE ET RÉGION GÉOGRAPHIQUE.

COMMODITY	ATLANTIC ATLANTIQUE	GREAT LAKES GRANDS LACS	PACIFIC PACIFIQUE	TOTAL TOTAL	MARCHANDISES
CATTLE	1,793		41	1,834	BOVINS
LIVE ANIMALS, NES	143		6	149	ANIMAUX VIVANTS, NDA
MEAT, FRESH OR FROZEN	23,763		279	24,042	VIANDE, FRAICHE / CONG.
MEAT, CURED	528			528	VIANDE FUMÉE OU SALÉE
MEAT AND MEAT PREP. NES	19,819			19,819	VIANDES ET PREP. NDA
FISH, FRESH OR FROZEN	23,009		2,895	25,904	POISSON, FRAIS OU CONG.
FISH, SALTED OR CURED	11,268			11,268	POISSON, SALE OU FUME
FISH, CANNED	3,399	37	4,787	10,423	POISSON EN BOITES
LOBSTER	1,669			1,669	HOMARD
SHELL FISH, NES	474		294	768	MOLLUSQUES CRUST., NDA
BUTTER	945			945	BEURRE
CHEESE	285			285	FROMAGE
MILK POWDER	1,370	1,554		2,924	LAIT EN POUORE
DAIRY PROD. EGGS, HONEY	3,462	745		6,308	PROD. LAIT., OEUFs, MIEL
BARLEY	2,659,216	363,721		3,022,937	ORGE
CORN	41,572	121,627		163,199	MAIS
OATS	183,678	137,842		321,520	AVOINE
RYE	38,144	16,638		54,782	SEIGLE
WHEAT	6,447,309	2,311,114	21,884	8,780,307	BLE
CEREALS UNMILLED, NES	1,116	139	33	1,288	CEREALES NON MOUL., NDA
CORN MEAL AND FLOUR	361			361	SEMOLLE, FARINE DE MAIS
MALT AND MALT FLOUR	26,511	41,336		67,847	MALT ET FARINE DE MALT
WHEAT FLOUR	27,878	38,995		66,873	FARINE DE BLE
CEREALS MILLED, NES	127	375		502	CEREALES MOULUES, NDA
BAKERY PROD. INC. FROZEN	762	25	100	887	PROD. BOUL., PROD. CONG.
MACARONI, CEREAL PROD.	473	1,091		1,564	PATES ALIM. PROD. CEREAL
APPLES	4,373	2		4,375	POMMES
BANANAS AND PLANTAINS	1,685			1,685	BANANES ET PLANTAINS
FRESH FRUITS, BERRIES	5,616	77	23	5,716	FRUITS, BAIES FRAIS
FROZEN FRUITS, BERRIES	884			884	FRUITS, BAIES CONGÉLÉS
DRIED FRUITS	401	3,285		3,686	FRUITS SECS
FRUIT JUICES	2,787	112		2,899	JUS DE FRUIT
FRUIT PULP, PUREE	30			30	PULPE DE FRUIT, PUREE
FRUIT, PRES. NOT CANNED	101	187		288	CONS. FRUITS NON BOITE
FRUITS, PREP. CANNED	14,293	51		14,344	FRUITS PREP. EN BOITE
PEANUTS	146	339		485	CACAHUETES
NUTS, EXC. OIL NUTS NES	46	1,738		1,784	NOIX, SAUF OLEAG. NDA
POTATOES	36,493			36,493	POMMES DE TERRE
VEGETABLES, FRESH	15,305	118	129	15,552	LEGUMES, FRAIS
VEGETABLES, FROZEN	1,848			1,848	LEGUMES, CONGÉLÉS
VEGETABLES, DRIED	1,108			1,108	LEGUMES, SECS
VEGETABLE PREP. NES	19,952	703		20,655	PREP. DE LEGUMES NDA
RAW SUGAR		4,064		4,064	SUCRE BRUT
SUGAR, NES	17,431	10,314		27,745	SUCRE, NDA
MOLASSES, REFINED	1,804			1,804	MELASSE, RAFFINÉE
SYRUP	47	40		87	SIROP
SUGAR PREPARATIONS	975	67		1,042	PREP. A BASE DE SUCRE
COCOA AND CHOCOLATE	49	1,507		1,556	CACAO ET CHOCOLAT
COFFEE	58	1,477		1,535	CAFÉ
TEA	521	1,527		2,048	THÉ
SPICES	58	168		226	ÉPICES
VINEGAR	246			246	VINAIGRE
MARGARINE	1,100			1,100	MARGARINE
SHORTENING	435			435	GRAISSE CULTINAIRE
LARD	185			185	SAINDOUX
SAUSAGE SKINS, CASINGS	43			43	BOYAUX A SAUCISSES
MISC. FOOD PREP. NES	89,169	92,182	36,999	218,350	DIV. PREP. ALIM. NDA
HAY, FORAGE, STRAW	2,495			2,495	FOIN, FOURRAGE, PAILLE
HULLS, SCREENINGS, CHAFF	9,100	92,001	35	101,136	ÉCULURES, CRIBLURES, BAL
BRAN, SHORTS, MIDDINGS	580			580	SON, ISSUES DE CEREALES
GROUND CEREALS NES	24,108	8,524	761	33,393	CEREALES MOULUES NDA
SOYA. OIL MEAL, CAKE	224			224	FARINE TOURT. GR. SOYA
BREWERS GRAINS	286			286	GRAINS DE BRASSERIE
FEEDS, VEGETABLE ORIGIN	363		10	373	PROD. D'ORIGINE VÉGÉTALE
FEEDS OF ANIMAL ORIGIN	42,323		10	42,333	PROD. D'ORIGINE ANIMALE
CONC. COMPLETE FEEDS	3,255	203	11	3,469	CONC., PROV. COMPLÈTES
NON-ALCOHOLIC BEVERAGE	2,951	1,977		4,928	BOISSONS NON-ALCOOLIQ.
ALE, BEER, STOUT, PORTER	10,570	874	10,080	21,524	ALE, BIÈRE, STOUT, PORTER
WINES	267	5,738	4	6,009	VINS
FERM. ALCOHOLIC BEV.	185			185	BOISS. ALCOOL. FERME.
DIST. ALCOHOLIC BEV.	5,132	17,678	2,436	25,246	BOISS. ALCOOL. DIST.
CIGARETTES	152	698		850	CIGARETTES
TOBACCO NES	794			794	TABACS NDA
RAW HIDES AND SKINS	1,393	9		1,402	PEAUX ET CUIRS BRUT
CRUDE ANIMAL PROD. NES	101	420		521	PR. BRUTS ORIG. ANIM. NDA
SEEDS FOR SOWING NES	12,055			12,055	GRAINES DE SEMENCE NDA
FLAXSEED	218,862	41,819		260,681	GRAINE DE LIN
RAPSEED	123,571		2,356	125,927	GRAINE DE COLZA

TABLE 13. CARGOES UNLOADED AT CANADIAN PORTS IN COASTWISE SHIPPING, BY COMMODITY AND GEOGRAPHIC AREA.

TABLEAU 13. MARCHANDISES DECHARGEES DANS LES PORTS CANADIENS EN CABOTAGE NATIONAL, PAR MARCHANDISE ET REGION GEOGRAPHIQUE.

COMMODITY	ATLANTIC ATLANTIQUE	GREAT LAKES GRANDS LACS	PACIFIC PACIFIQUE	TOTAL TOTAL	MARCHANDISES
SOYA BEANS	84,473	28,138		112,611	GRAINE DE SOYA
NURSERYS, GREENHOUSE STOCK	22		73	95	PROD. PEPINIERE, SERRE
RUBBER, ALLIED GUMS, NAT		64		64	CAOUTCHOUC GOMMES NAT.
CRUDE VEG. PROD. NES	192	177	120	449	PR. BRUTS ORIG. VEG. NDA
LOGS	245		6,991,367	6,991,612	BILLES
BOLTS, ROUND TIMBER	3,023		4,685	7,687	BILLOTS, BOIS RONDOS
PULPWOOD	1,660,165	222,848	4,038,533	5,921,546	BOIS A PATE
CRUDE WOOD MTL. NES	1,433		10	1,443	MATIERES BOIS BRUT NDA
WOOL AND ANIMAL HAIR	47	588		635	LAIN, POILS ANIMAL
TEXTILE FIBRES NES	2,073	723		2,796	FIBRES TEXTILES NDA
ALUMINA, BAUXITE ORES			2,880	2,880	MINERAIS ALUMINE, BAUX.
COPPER ORE AND CONC.	58,758		2,200	60,958	MINERAIS, CONC. CUIVRE
IRON ORE AND CONC	1,158,262	6,092,399		7,250,661	MINERAIS, CONC. DE FER
MANGANESE ORE	105	121,587		121,692	MINERAIS DE MANGANESE
TITANIUM ORE	2,311,904			2,311,904	MINERAIS DE TITANE
ORES AND CONC. NES	1,301	17,842	3,838	22,981	MINERAIS ET CONC. NDA
IRON AND STEEL SCRAP	22,364		6,641	29,005	DECHETS DE FER, DACIER
NON-FERROUS MET. SCRAP	3,025		78	3,103	DECHETS METAL. NON FER.
SLAG, DRDSS, BY-PRODUCTS	105	18,791	15,409	34,305	POUS. GUEUL. SCOR. PROD.
COAL, BITUMINEOUS	16,336	472,248	886	489,470	CHARBON BITUMINEUX
CRUDE PETROLEUM		6,144		6,144	PETROLE BRUT
NATURAL GAS			50	50	GAZ NATUREL
ASBESTOS	552	3,910		4,462	AMIANTE
CHINA CLAY		17	638	655	KAOLIN
DOLOMITE	454	12,300		12,754	DOLOMITE
CLAY MATERIALS NES	371		5,009	5,380	MATIERES ARGIL. NDA
SAND AND GRAVEL	2,046	34	1,469,231	1,471,311	SABLE ET GRAVIERS
LIMESTONE	7,191	1,670,245	468,801	2,146,237	PIERRE CALCAIRE
CRUSHED STONE	93	21,090		21,183	PIERRE CONCASSEE
STONE, CRUDE NES	1,247	153,851	16,162	171,260	PIERRE BRUTE NDA
WATER AND ICE	80		636	716	EAU ET GLACE
BARYTES, NATURAL	1,272			1,272	BARYTINE NATURELLE
FLOORSPAR	160,297			160,297	SPATH FLUOR
GYPNUM	268,651	66,913	2,000	337,564	GYPSE
PHOSPHATE ROCK	240			240	ROCHE PHOSPHATEE
SALT	532,400	661,990	75,665	1,270,055	SEL
SULPHUR IN ORES	72		21,771	21,843	SOUFRE EN MINERAIS
CRUDE NON-MET. MIN. NES	169	368		537	MIN. NON-MET. BRUTS NDA
COTTON, TEXTILE WASTE	233	181		414	DECHETS DE COTON, TEXT.
HOGGED FUEL, WOOD			603,053	603,053	BOIS DE CHAUFFAGE
WASTE AND SCRAP NES	14,230	3,205	372,631	390,066	DECHETS ET REBUTS NDA
LEATHER	285	22		307	CUIR
RUBBER FAB. MATERIALS	7,925			7,925	DEMI-PROD. CAOUTCHOUC
LUMBER AND TIMBER	67,633	11,133	892,325	971,091	BOIS D'OEUVRE ET CHARP.
FLOORING	260	73		333	LAMES POUR PARQUET
RAILWAY TIES	3,293		52	3,345	TRAVERSES DE CH. FER
SHINGLES AND SHAKES	371	210	789	1,370	BARDEAUX, BARD. FACADE
LATH OF WOOD	75			75	LATTES DE BOIS
VENEER, PLYWOOD	11,019	58	1,395	12,472	PLACAGES, CONTRE-PLAQ.
COOPERAGE STOCK	132		60	192	DEMI-PROD. TONNELLERIE
WOOD FAB. MATERIALS	1,868	38	39	1,940	DEMI-PRODUITS EN BOIS
PULP	1,032		288,708	289,740	PATE
NEWSPRINT PAPER	4,131		483,845	487,976	PAPIER JOURNAL
PAPER NES	7,562	2,124	3,369	13,055	PAPIER NDA
PAPERBOARD	49,730	57,379	93	107,202	CARTON
BLDG. PAPER AND BOARD	41,859	2,053	98,814	142,722	PLAQ. CONSTR., PAP/CART.
WET MACHINE BOARD	1,890	6	124	2,020	CARTON EN PATE PRESSE
CORRAGE, TWINE, ROPE	299	2,504		2,803	CORRAGE, FICELLE, CORDE
JUTE WOVEN FABRICS	84	2,029		2,113	TISSUS DE JUTE
TEXTILE FAB. MTL NES	10,839	4,880	603	16,318	OUVR. EN MAT. TEXT. NDA
ANIMAL OILS, EXC. MARINE	1,284	20		1,304	HUIL. ANIM. SAUF AN. MAR.
FISH, MARINE ANIMAL OIL	6,844	13	60	6,917	HUIL. DE POISSON, AN. MAR
VEG. OILS, FATS NES	3,804	107		3,911	HUIL. MAT. GRAS. VEG. NDA
OILS, FATS, WAXES NES	294		377	671	HUIL. MAT. GRAS. CIRE NDA
SULPHURIC ACID	25		1,425	1,450	ACTOE SULFURIQUE
METALLIC SALTS	32,982	100,037	39,441	172,460	SELS METALLIQUES
INORGANIC CHEMS. NES	72,897	73,837	270,953	417,687	PROD. CHIM. INORG. NDA
GLYCOL		16,394		16,394	GLYCOL
ORGANIC CHEMICALS NES	36,573	7,180	35,181	78,934	PROD. CHIM. ORGAN. NDA
EXPLOS., FUSES, CAPS	4,679		4,767	9,446	EXPLOS., AMORCES, DET.
POTASH	20		450	470	POTASSE
FERTILIZERS NES	5,930	4,578	4,426	14,934	ENGRAIS CHIMIQUE NDA
AGRICULTURAL CHEMICALS	197	62	32	291	PROD. CHIM. AGRICOLES
SYNTHETIC RUBBER	7,785	5,097		12,882	CAOUTCHOUC SYNTHETIQUE
PLASTIC MATERIALS	4,040	3,081	179	7,300	MATIERES PLASTIQUES
DYE STUFF, PIGMENT, PAINT	3,580	1,540	22	5,142	MAT. COLOR. PIG. PEINTURE
CHEM. SPECIALTIES NES	5,269	5,988	291	11,548	PROD. CHIM. SPECTAUX NDA
GASOLINE	2,258,193	1,353,155	386,312	3,992,620	ESSENCE

TABLE 13. CARGOES UNLOADED AT CANADIAN PORTS IN COASTWISE SHIPPING, BY COMMODITY AND GEOGRAPHIC AREA.

TABLEAU 13. MARCHANDISES DECHARGEES DANS LES PORTS CANADIENS EN CABOTAGE NATIONAL, PAR MARCHANDISE ET REGION GEOGRAPHIQUE.

COMMODITY	ATLANTIC ATLANTIQUE	GREAT LAKES GRANDS LACS	PACIFIC PACIFIQUE	TOTAL TOTAL	MARCHANDISES
FUEL OIL	5,027,731	4,017,489	1,015,792	10,061,012	MAZOUT
LUBRICATING OIL, GREASE	30,927	171,123	9,698	211,748	HUILE, GRAISSE LUBRIF.
COKE	67,843		168	68,011	COKE
ASPHALTS, ROAD OILS	1,243	3,690	930	5,863	ASPHALTE, BITUME LIQD.
COAL TAR, PITCH	831	7,520	735	9,086	GOUDRON, BRAI DE BOUIL.
PETROL, COAL PROD. NES	50,476	80,682	12,476	143,634	DERIVE PETR. CHARB. NOA
FERRO-ALLOYS	248	16,423		16,678	FERRO-ALLIAGES
PTG IRON	725	5,782		6,507	FER EN GUEUSE
PRIMARY IRON, STEEL NES	14,507	17,662		32,169	FER, ACIER PRIMAIR. NOA
CASTINGS, FORGINGS	36,941	1,126	574	38,641	MOUL. PIECES FORGEES
BAR AND RODS, STEEL	33,363	4,337	120	37,820	BARRES ET TIGES ACIER
PLATE & SHEET STEEL	145,317	195,479	2,770	343,566	TOLES, FEUILLES D'ACIER
STRUCTURAL SHAPES	95,919	31,611	17,182	144,712	PROFILES DE CONSTRUCT.
RAILS & TRACK MATERIAL	20,011	246		20,257	RAILS, MAT. VOIE FERREE
PIPES, TUBES: IRON, STEEL	11,206	6,857	3,808	21,871	TUYAUX, TUBES: FER, ACIER
WIRE	7,244	2,762	4,509	14,515	FIL METALLIQUE
ALUMINUM	49,862	2,096	8,837	60,795	ALUMINIUM
COPPER AND ALLOYS	2,975	262	1	3,238	CUIVRE ET ALLIAGES
LEAD AND ALLOYS	304	83		387	PLOMB ET ALLIAGES
NICKEL AND ALLOYS	13			13	NICKEL ET ALLIAGES
ZINC AND ALLOYS	29	4,562	812	5,403	ZINC ET ALLIAGES
NON-FERROUS METALS NES	10,068	1,500	143	11,711	METAUX NON-FERREUX NOA
METAL FAB. BASIC PROD.	34,899	16,613	21,277	72,789	OUVR. DE BASE EN METAL
BUILDING BRICK, CLAY	3,386	36	2,426	5,848	BRIQ. A BATIR ARGILE
DRAIN TILES, PIPES	244		24	268	TUILES TUY. DE DRAINAGE
BRICKS, TILES NES	1,086	5,450	1,754	8,290	BRIQUES, TUILES NDA
GLASS BASIC PRODUCTS	1,105	10,022	20	11,147	OUVR. DE BASE EN VERRE
ASBESTOS BASIC PROD.	216	1,863	198	2,277	OUVR. DE BASE AMIANTE
CEMENT	134,197	513,374	221,187	868,758	CIMENT
CEMENT BASIC PROD.	1,313	3,653	43,140	48,106	OUVR. DE BASE CIMENT
LIME	2,184		104	2,288	CHAUX
NON-MET. MIN. BASIC PROD	11,806	2,813	3,623	18,242	PROD. MIN. NON-MET. BASE
MISC. FABRICATED PROD.	1,293	2,132	1,168	4,593	OUVRAGES DIVERS
TRACTORS	2,265	3,962	319	6,546	TRACTEURS
MACHINERY NES	52,626	5,745	84,178	142,549	MACHINES NDA
RAILWAY ROLLING STOCK	6,084	14		6,098	MAT. ROUL. DE CH. DE FER
PASS. AUTOS AND CHASSIS	14,716	1,382	1,428	17,526	VOITURES PART., CHASSIS
BUSES AND CHASSIS	157	0	5	171	AUTOBUS ET CHASSIS
TRUCKS AND CHASSIS	8,045	37	1,090	9,172	CAMIONS ET CHASSIS
MOTOR VEHICLE ENGINES	14,569	236	126	14,931	MOTEURS DE VEH. AUTOM.
ROAD MOTOR VEH. NES	2,236	18	4,565	6,819	VEH. AUTOM. ROUTIERS NDA
SHIPS, AIRCRAFT, MIS. VEH	587	26	701	1,314	NAVIRES, AVIONS, VEH. DIV
RUBBER TIRES AND TUBES	813	1,982	476	3,271	PNEUS, CHAMBRES A AIR
EQUIPMENT MISC.	35,445	1,286	4,847	41,578	MATERIEL DIVERS
PERSONAL, HOUSEHOLD GOODS	11,814	1,194	652	13,660	ART. PERS. ET MENAGERS
FIREARMS, AMMUNITION		32	133	165	ARMES A FEU, MUNITIONS
CONTAINERS, CLOSURES	24,902	12,804	6,468	44,174	CONTENEURS, FERMETURES
MISC. END PRODUCTS NES	9,649	3,020	2,169	14,838	PRODUITS FINIS DIV. NOA
GENERAL CARGO	164,893	6,403	6,569	177,865	MARCHANDISES DIVERSES
GRAND TOTAL	25,298,665 *	19,677,754 *	18,187,353 *	63,163,772 *	TOTAL GLOBAL

TABLE 14. VESSEL ARRIVALS AND DEPARTURES IN COASTWISE SHIPPING, BY PORT.

TABLEAU 14. ARRIVEES ET DEPARTS DE NAVIRES EN CABOTAGE NATIONAL, PAR PORT.

PROVINCE - PORT	(*)	ARRIVED / ARRIVE		DEPARTED / PARTI		TOTAL / TOTAL	
		NUMBER NOMBRE	NET TONNAGE TONNAGE NET	NUMBER NOMBRE	NET TONNAGE TONNAGE NET	NUMBER NOMBRE	NET TONNAGE TONNAGE NET
NEWFOUNDLAND / TERRE-NEUVE							
AGUATHUNA	B	1	1	2	2,091	3	2,092
	C	1	2,090			1	2,090
		2	2,091	2	2,091	4	4,182
ARGENTIA	B	55	104,589	58	232,247	113	336,836
	C	107	177,426	106	47,133	213	224,559
		162	282,015	164	279,380	326	561,395
BAIE VERTE	B	27	12,769	85	72,686	112	85,455
	C	60	60,783	1	575	61	61,358
		87	73,552	86	73,261	173	146,813
BAY ROBERTS	B	31	20,486	20	13,837	51	34,323
	C	14	7,517	26	13,635	40	21,152
		45	28,003	46	27,472	91	55,475
BELL ISLAND	B			8	17,731	8	17,731
	C	8	17,731			8	17,731
		8	17,731	8	17,731	16	35,462
BOTWOOD	B	3	2,808	14	21,414	17	24,222
	C	14	27,036	1	2,160	15	29,196
		17	29,844	15	23,574	32	53,418
BURIN	B	64	26,867	167	85,020	231	111,887
	C	143	69,604	24	9,230	167	78,834
		207	96,471	191	94,250	398	190,721
CATALINA	B	36	18,354	27	20,769	63	39,123
	C	22	16,984	18	6,696	40	23,680
		58	35,338	45	27,465	103	62,803
CLARENVILLE	B	1	87	11	28,243	12	28,330
	C	11	34,800			11	34,800
		12	34,887	11	28,243	23	63,130
CURNER BROOK	B	49	27,466	185	110,131	234	137,597
	C	264	261,309	135	158,556	399	419,865
		313	288,775	320	268,687	633	557,462
FORTUNE	B	75	25,299	153	56,723	228	82,022
	C	169	65,749	71	28,470	240	94,219
		244	91,048	224	85,193	468	176,241
GOOSE BAY	B	15	14,797	30	22,907	45	37,704
	C	63	42,398	48	34,911	111	77,309
		78	57,195	78	57,818	156	115,013
GRAND BANK	B	85	30,871	176	64,214	261	95,085
	C	181	71,010	83	30,745	264	101,755
		266	101,881	259	94,959	525	196,840
HARBOUR BRETON	B	160	68,741	337	157,447	497	226,188
	C	285	133,044	94	36,754	379	169,798
		445	201,785	431	194,201	876	395,986
HARBOUR GRACE	B	11	6,220	30	67,779	41	73,999
	C	30	68,854	1	392	31	69,246
		41	75,074	31	68,171	72	143,245
HARE BAY	B						
	C			1	952	1	952
HAWKE BAY	B			1	1,976	1	1,976
	C	1	1,976	1	1,976	2	3,952
HOLYROOD	B	53	97,452	6	19,754	59	117,206
	C	1	174	51	160,705	52	160,879
		54	97,626	57	180,459	111	278,085
LEWISPORTE	B	64	33,579	53	67,179	117	100,758
	C	97	92,191	110	57,786	207	149,977
		161	125,770	163	124,965	324	250,735
LITTLE BAY	B	9	16,126	1	11	10	16,137
	C			9	16,126	9	16,126
		9	16,126	10	16,137	19	32,263
LONG POND	B	8	6,521	23	30,508	31	37,029
	C	23	31,357	10	8,932	33	40,289
		31	37,878	33	39,440	64	77,318

B - BALLAST, C - CARGO / CARGAISON.

TABLE 14. VESSEL ARRIVALS AND DEPARTURES IN COASTWISE SHIPPING, BY PORT.

TABLEAU 14. ARRIVEES ET DEPARTS DE NAVIRES EN CABOTAGE NATIONAL, PAR PORT.

PROVINCE - PORT	(*)	ARRIVED / ARRIVE		DEPARTED / PARTI		TOTAL / TOTAL	
		NUMBER NOMBRE	NET TONNAGE TONNAGE NET	NUMBER NOMBRE	NET TONNAGE TONNAGE NET	NUMBER NOMBRE	NET TONNAGE TONNAGE NET
MARYSTOWN	B	64	26,886	143	60,593	207	87,479
	C	144	61,459	50	19,815	194	81,274
		208	88,345	193	80,408	401	168,753
PORT AUX BASQUES	B	46	26,223	238	855,042	284	881,265
	C	1,557	6,459,383	1,362	5,619,490	2,919	12,078,873
		1,603	6,485,606	1,600	6,474,532	3,203	12,960,138
PORT HOPE SIMPSON	B	19	13,426	44	27,595	63	41,021
	C	40	23,737	18	12,379	58	36,116
		59	37,163	62	39,974	121	77,137
LONG HARBOUR	B	1	3	6	1,534	7	1,537
	C	6	1,788	2	746	8	2,534
		7	1,791	8	2,280	15	4,071
ST. ALBANS	B	173	74,318	272	134,108	445	208,426
	C	155	85,964	53	19,764	208	105,728
		328	160,282	325	153,872	653	314,154
ST. JOHNS	B	92	67,485	139	242,929	231	310,414
	C	267	577,840	219	408,905	486	986,745
		359	645,325	358	651,834	717	1,297,159
ST. LAWRENCE	B	77	79,651	180	70,812	257	150,463
	C	143	57,604	29	60,307	172	117,911
		220	137,255	209	131,119	429	268,374
STEPHENVILLE	B	15	65,732	19	11,770	34	77,502
	C	22	12,938	23	37,634	45	50,572
		37	78,670	42	49,404	79	128,074
TILT COVE	B	4	7,017			4	7,017
	C			4	7,017	4	7,017
		4	7,017	4	7,017	8	14,034
NFLD-NES/T-N -NDA	B	991	369,729	3,163	1,512,470	4,154	1,882,199
	C	11,387	5,375,210	9,116	4,189,173	20,503	9,564,383
		12,378	5,744,939	12,279	5,701,643	24,657	11,446,582
TOTAL - PROVINCE	B	2,229	1,243,503	5,591	4,009,520	7,820	5,253,023
	C	15,215	13,837,956	11,665	10,988,988	26,880	24,826,944
		17,444 **	15,081,459 **	17,256 **	14,998,508 **	34,700 **	30,079,967 **
PR. EDWARD ISLAND / ILE DU PR. EDOUARD							
CHARLOTTETOWN	B	75	62,411	74	267,475	149	329,886
	C	101	298,061	125	89,365	226	387,426
		176	360,472	199	356,840	375	717,312
SOURIS	B	103	44,877	67	29,457	170	74,334
	C	42	14,507	73	26,074	115	40,581
		145	59,384	140	55,531	285	114,915
SUMMERSIDE	B	11	2,933	8	16,512	19	19,445
	C	6	16,414	6	1,206	12	17,620
		17	19,347	14	17,718	31	37,065
PEI-NES/IPE-NDA	B	13	1,755	4	293	17	2,048
	C	3	433	13	1,984	16	2,417
		16	2,188	17	2,277	33	4,465
TOTAL - PROVINCE	B	202	111,976	153	313,737	355	425,713
	C	152	329,415	217	118,629	369	448,044
		354 **	441,391 **	370 **	432,366 **	724 **	873,757 **
NOVA SCOTIA / NOUVELLE-ECOSSE							
BRIDGEWATER	B			7	10,830	7	10,830
	C	11	12,138			11	12,138
		11	12,138	7	10,830	18	22,968
DIGBY	B	23	313	86	212,355	109	212,668
	C	331	1,098,571	266	886,520	597	1,985,091
		354	1,098,884	352	1,098,875	706	2,197,759
HALIFAX	B	354	870,047	165	277,531	519	1,147,578
	C	136	263,710	372	801,197	508	1,064,907
		490	1,133,757	537	1,078,728	1,027	2,212,485
HANTSPORT	B	2	124	2	124	4	248
	C						
		2	124	2	124	4	248

B - BALLAST, C - CARGO / CARGAISON.

TABLE 14. VESSEL ARRIVALS AND DEPARTURES IN COASTWISE SHIPPING, BY PORT.

TABLÉAU 14. ARRIVÉES ET DÉPARTS DE NAVIRES EN CABOTAGE NATIONAL, PAR PORT.

PROVINCE - PORT	(*)	ARRIVED / ARRIVE		DEPARTED / PARTI		TOTAL / TOTAL	
		NUMBER NOMBRE	NET TONNAGE TONNAGE NET	NUMBER NOMBRE	NET TONNAGE TONNAGE NET	NUMBER NOMBRE	NET TONNAGE TONNAGE NET
LITTLE NARROWS	B	24	118,280			24	118,280
	C			24	118,280	24	118,280
		24	118,280	24	118,280	48	236,560
LIVERPOOL	B	3	17	20	36,354	23	36,371
	C	25	40,266			25	40,266
		28	40,283	20	36,354	48	76,637
LUNENBURG	B	9	538	16	11,371	25	11,909
	C	16	13,811			16	13,811
		25	14,349	16	11,371	41	25,720
MARGARETSVILLE	B	32	1,261	61	35,245	93	36,506
	C	30	33,985			30	33,985
		62	35,246	61	35,245	123	70,491
MULGRAVE	B	6	469	8	2,566	14	3,035
	C	4	2,749			4	2,749
		10	3,218	8	2,566	18	5,784
NORTH SYDNEY	B	178	514,368	178	793,924	356	1,308,292
	C	1,391	6,318,737	1,368	5,863,208	2,759	12,181,945
		1,569	6,833,105	1,546	6,657,132	3,115	13,490,237
PARRSBORO	B			1	327	1	327
	C	4	1,308			4	1,308
		4	1,308	1	327	5	1,635
PICTOU	B	24	3,969	36	23,791	60	27,760
	C	82	42,910	69	23,117	151	66,027
		106	46,879	105	46,908	211	93,787
PORT HANKEEBURY	B	30	39,053	45	93,841	75	132,894
	C	37	83,336	15	22,404	42	105,740
		57	122,389	60	116,245	117	238,634
PUGMASH	B	46	74,339			46	74,339
	C			47	75,291	47	75,291
		46	74,339	47	75,291	93	149,630
SHEET HARBOUR	B	1	267	1	1,649	2	1,916
	C	1	1,649			1	1,649
		2	1,916	1	1,649	3	3,565
SHELburnE	B	7	148	24	19,054	31	19,202
	C	27	23,286	1	55	28	23,341
		34	23,434	25	19,109	59	42,543
SYDNEY	B	22	7,869	117	757,044	139	764,913
	C	111	744,204	20	14,485	131	758,689
		133	752,073	137	771,529	270	1,523,602
WEYMOUTH	B	2	34	2	34	4	68
	C						
		2	34	2	34	4	68
YARMOUTH	B	18	5,734	32	18,200	50	23,934
	C	81	20,670	52	2,691	133	23,361
		99	26,404	84	20,891	183	47,295
NS.-NES/N-E.-NDA	B	46	3,079	38	13,261	84	16,340
	C	111	26,048	84	5,017	195	31,065
		157	29,127	122	18,278	279	47,405
TOTAL - PROVINCE	B	827	1,639,909	839	2,307,501	1,666	3,947,410
	C	2,388	8,727,378	2,318	7,812,265	4,706	16,539,643
		3,215 **	10,367,287 **	3,157 **	10,119,766 **	6,372 **	20,487,053 **

NEW BRUNSWICK / NOUVEAU-BRUNSWICK

BATHURST	B	21	33,538	24	39,538	45	73,076
	C	7	23,922	2	7,725	9	31,647
		28	57,460	26	47,263	54	104,723
BELLEDUNE	B	10	6,969	7	32	17	7,001
	C			1	1,741	1	1,741
		10	6,969	8	1,773	18	8,742
CAMPBELLTON	B	2	5,649	12	37,589	14	43,238
	C	10	31,940			10	31,940
		12	37,589	12	37,589	24	75,178
CARAQUET	B			6	5,940	6	5,940
	C	7	6,257			7	6,257
		7	6,257	6	5,940	13	12,197

B - BALLAST, C - CARGO / CARGAISON.

TABLE 14. VESSEL ARRIVALS AND DEPARTURES IN COASTWISE SHIPPING, BY PORT.

TABLEAU 14. ARRIVÉES ET DÉPARTS DE NAVIRES EN CABOTAGE NATIONAL, PAR PORT.

PROVINCE - PORT	(*)	ARRIVED / ARRIVE		DEPARTED / PARTI		TOTAL / TOTAL	
		NUMBER NOMBRE	NET TONNAGE TONNAGE NET	NUMBER NOMBRE	NET TONNAGE TONNAGE NET	NUMBER NOMBRE	NET TONNAGE TONNAGE NET
CHATHAM	B	32	23,507	39	83,802	71	107,309
	C	17	69,003	11	12,155	28	81,158
		49	92,510	50	95,957	99	188,467
DALHOUSIE	B	7	10,292	2	5,637	9	15,929
	C	5	44,184			5	44,184
		12	54,476	2	5,637	14	60,113
GRAND MANAN	B	556	455,395	518	332,651	1,074	788,046
	C	226	59,967	197	132,554	423	192,521
		782	515,362	715	465,205	1,497	980,567
NEWCASTLE	B	19	2,110	67	156,808	86	158,918
	C	47	151,639			47	151,639
		66	153,749	67	156,808	133	310,557
SAINT JOHN	B	450	367,169	290	338,581	740	705,750
	C	364	1,235,686	535	1,211,839	899	2,447,525
		814	1,602,855	825	1,550,420	1,639	3,153,275
ST. ANDREWS	B	27	3,414	59	8,039	86	11,453
	C	123	16,974	92	12,281	215	29,255
		150	20,388	151	20,320	301	40,708
ST. STEPHEN	B	83	5,095	148	75,869	231	80,964
	C	71	76,382	3	3,315	74	79,697
		154	81,477	151	79,184	305	160,661
N.B.-NES/NDA	B	534	419,673	553	426,707	1,087	845,380
	C	204	31,753	164	18,458	368	50,211
		738	450,426	717	445,165	1,455	895,591
TOTAL - PROVINCE	B	1,741	1,331,811	1,725	1,511,193	3,466	2,843,004
	C	1,081	1,747,707	1,005	1,400,068	2,086	3,147,775
		2,822 **	3,079,518 **	2,730 **	2,911,261 **	5,552 **	5,990,779 **
QUEBEC / QUEBEC							
BAIE COMEAU	B	67	120,317	39	1,312,622	315	1,728,375
	C	244	827,352	147	168,761	386	996,113
		311	953,571	390	1,781,420	701	2,734,991
BELOEIL	B	2	334			2	334
	C			1	164	1	164
		2	334	1	164	3	498
CAP CHAT	B	7	1,190			7	1,190
	C			7	1,190	7	1,190
		7	1,190	7	1,190	14	2,380
CARLETON	B	5	1,382			5	1,382
	C			5	1,382	5	1,382
		5	1,382	5	1,382	10	2,764
CHANDLER	B	4	274	21	27,040	25	27,314
	C	18	25,865	1	259	19	26,124
		22	26,139	22	27,299	44	53,438
CHICOUTIMI	B	24	11,796	123	295,710	147	307,506
	C	111	280,188	16	5,709	127	285,897
		135	291,984	139	301,419	274	593,403
DONNACONA	B	42	8,223	3	600	45	8,823
	C						
		42	8,223	3	600	45	8,823
FORESTVILLE	B	184	383,423	101	28,847	285	412,270
	C	21	24,311	109	387,772	130	412,083
		205	407,734	210	416,619	415	824,353
GASPE	B	32	12,051	52	126,412	84	138,463
	C	42	124,600	22	9,848	64	134,448
		74	136,651	74	136,260	148	272,911
GODBOUT	B	4	6,215			4	6,215
	C						
		4	6,215			4	6,215
GRANDE VALLEE	B	62	14,770	49	13,720	111	28,490
	C	35	9,800	48	10,850	83	20,650
		97	24,570	97	24,570	194	49,140
GRINDSTONE	B	59	18,128	94	43,687	153	61,815
	C	228	92,302	179	60,932	407	153,234
		287	110,430	273	104,619	560	215,049

B - BALLAST, C - CARGO / CARGAISON.

TABLE 14. VESSEL ARRIVALS AND DEPARTURES IN COASTWISE SHIPPING, BY PORT.

TABLEAU 14. ARRIVEES ET DEPARTS DE NAVIRES EN CABOTAGE NATIONAL, PAR PORT.

PROVINCE - PORT	(*)	ARRIVED / ARRIVE		DEPARTED / PARTI		TOTAL / TOTAL	
		NUMBER NOMBRE	NET TONNAGE TONNAGE NET	NUMBER NOMBRE	NET TONNAGE TONNAGE NET	NUMBER NOMBRE	NET TONNAGE TONNAGE NET
HAVRE ST. PIERRE	B	80	988,988	44	35,114	124	1,024,102
	C	62	47,027	91	996,420	153	1,043,447
		142	1,036,015	135	1,031,534	277	2,067,549
LES ESCOUMINS	B	167	81,429	7	10,807	174	92,236
	C	1	288	167	80,172	168	80,460
		168	81,717	174	90,979	342	172,696
MATANE	B	31	8,288	14	16,405	45	24,693
	C	12	16,391	29	8,274	41	24,665
		43	24,679	43	24,679	86	49,358
MONT LOUIS	B	57	13,284	5	960	62	14,244
	C	5	13,836	56	12,987	61	26,823
		62	27,120	61	13,947	123	41,067
MONTREAL	B	1,298	2,741,248	539	2,659,241	1,837	5,400,489
	C	769	3,094,609	1,565	3,460,499	2,334	6,555,108
		2,067	5,835,857	2,104	6,119,740	4,171	11,955,597
CONTRECOEUR	B	46	193,796	37	188,169	83	381,965
	C	21	51,736	15	64,562	36	116,298
		67	245,532	52	252,731	119	498,263
LANORAIE	B						
	C			1	1,679	1	1,679
VARENNES	B	20	196	39	61,182	59	61,378
	C	19	60,986			19	60,986
		39	61,182	39	61,182	78	122,364
NEW RICHMOND	B			1	6,644	1	6,644
	C	1	6,644			1	6,644
		1	6,644	1	6,644	2	13,288
DASPEBIAC	B	2	930			2	930
	C						
PENTECOTE	B	15	3,207			15	3,207
	C			15	3,207	15	3,207
		15	3,207	15	3,207	30	6,414
POINT AU PIC	B	18	7,362	43	11,974	61	19,336
	C	49	13,285	24	7,343	73	20,628
		67	20,647	67	19,317	134	39,964
PORT ALFRED	B	19	10,450	421	288,167	440	298,617
	C	404	197,692	17	5,898	421	203,590
		423	208,142	438	294,065	861	502,207
PORT CARTIER	B	163	1,534,346	85	645,088	248	2,179,434
	C	105	891,660	15	14,736	120	906,396
		268	2,426,006	100	659,824	368	3,085,830
PORT MENIER	B	110	93,736	39	20,392	149	114,128
	C	65	28,478	134	100,456	199	128,934
		175	122,214	173	120,848	348	243,062
QUEBEC	B	363	253,679	658	2,254,005	1,021	2,507,684
	C	442	1,730,372	183	221,531	625	1,951,903
		805	1,984,051	841	2,475,536	1,646	4,459,587
RIMOUSKI	B	104	44,453	115	311,976	219	356,429
	C	158	311,315	148	60,139	306	371,454
		262	355,768	263	372,115	525	727,883
RIVIERE DU LOUP	B	91	11,733	11	28,484	102	40,217
	C	10	28,471	87	9,532	97	38,003
		101	40,204	98	38,016	199	78,220
ST. JEAN PORT JOLI	B	52	7,158	1	191	53	7,349
	C			53	7,291	53	7,291
		52	7,158	54	7,482	106	14,640
ST. SIMEON	B	9	1,107	4	932	13	2,039
	C			6	408	6	408
		9	1,107	10	1,340	19	2,447
STE. ANNE DES MONTS	B	24	8,692	12	13,974	36	22,666
	C	11	13,694	23	8,412	34	22,106
		35	22,386	35	22,386	70	44,772

B - BALLAST, C - CARGO / CARGAISON.

TABLE 14. VESSEL ARRIVALS AND DEPARTURES IN COASTWISE SHIPPING, BY PORT.

TABLEAU 14. ARRIVEES ET DEPARTS DE NAVIRES EN CABOTAGE NATIONAL, PAR PORT.

PROVINCE - PORT	(*)	ARRIVED / ARRIVE		DEPARTED / PARTI		TOTAL / TOTAL	
		NUMBER NOMBRE	NET TONNAGE TONNAGE NET	NUMBER NOMBRE	NET TONNAGE TONNAGE NET	NUMBER NOMBRE	NET TONNAGE TONNAGE NET
SACRE COEUR	B	4	544			4	544
	C			4	544	4	544
		4	544	4	544	8	1,088
SEPT ILES	B	298	2,885,603	392	418,567	690	3,304,170
	C	624	517,482	294	664,546	918	1,182,028
		922	3,403,085	686	1,083,113	1,608	4,486,198
POINTE NOIRE	B	209	2,250,525	5	33,143	214	2,283,668
	C	5	25,576	121	1,358,467	126	1,384,043
		214	2,276,101	126	1,391,610	340	3,667,711
SOREL	B	253	194,383	423	1,800,876	676	1,995,259
	C	217	1,682,798	12	16,788	229	1,699,586
		470	1,877,181	435	1,817,664	905	3,694,845
TROIS PISTOLES	B	129	16,108	4	252	133	16,360
	C			121	15,073	121	15,073
		129	16,108	125	15,325	254	31,433
TROIS RIVIERES	B	110	29,339	706	1,293,124	816	1,322,463
	C	565	776,322	11	21,841	576	798,163
		675	805,661	717	1,314,965	1,392	2,120,626
VALLEYFIELD	B	16	51,398	6	14,638	22	66,036
	C	56	205,960	66	242,720	122	448,680
		72	257,358	72	257,358	144	514,716
QUEBEC-NORTH/NORD	B	5	2,280	46	59,900	51	62,180
	C	59	70,101	15	8,958	74	79,059
		64	72,381	61	68,858	125	141,239
QUEBEC-NES/NDA	B	542	229,907	464	319,766	1,006	549,673
	C	606	261,251	730	157,707	1,336	418,958
		1,148	491,158	1,194	477,473	2,342	968,631
TOTAL - PROVINCE	B	4,727	12,248,174	4,812	12,642,646	9,539	24,890,820
	C	4,965	11,430,392	4,533	8,197,057	9,498	19,627,449
		9,692 **	23,678,566 **	9,345 **	20,839,703 **	19,037 **	44,518,269 **
ONTARIO / ONTARIO							
AMHERSTBURG	B	44	54,453	24	36,786	68	91,239
	C	7	16,598	33	59,566	40	76,164
		51	71,051	57	96,352	108	167,403
BELLEVILLE	B	59	71,980	14	20,459	73	92,439
	C	14	20,459	59	71,980	73	92,439
		73	92,439	73	92,439	146	184,878
BRITT	B			60	136,203	60	136,203
	C	61	137,736			61	137,736
		61	137,736	60	136,203	121	273,939
BROCKVILLE	B	7	3,004	10	13,636	17	16,640
	C	1	7,262			1	7,262
		8	10,266	10	13,636	18	23,902
BYNG INLET	B			19	21,204	19	21,204
	C	19	21,204			19	21,204
		19	21,204	19	21,204	38	42,408
CARDINAL	B	4	1,723	21	30,958	25	32,681
	C	19	31,825			19	31,825
		23	33,548	21	30,958	44	64,506
CLARKSON	B	157	207,396	257	947,345	414	1,154,741
	C	186	976,576	71	169,555	257	1,146,131
		343	1,183,972	328	1,116,900	671	2,300,872
COBOURG	B	2	9,402	34	40,971	36	50,373
	C	33	38,801	2	9,402	35	48,203
		35	48,203	36	50,373	71	98,576
COLBORNE	B	151	848,333			151	848,333
	C			151	848,333	151	848,333
		151	848,333	151	848,333	302	1,696,666
COLLINGWOOD	B	3	3,347	19	71,425	22	74,772
	C	13	50,347	1	5,351	14	55,698
		16	53,694	20	76,776	36	130,470
CORNWALL	B	4	562	14	24,253	18	24,815
	C	11	23,755			11	23,755
		15	24,317	14	24,253	29	48,570

B - BALLAST, C - CARGO / CARGAISON.

TABLE 14. VESSEL ARRIVALS AND DEPARTURES IN COASTWISE SHIPPING, BY PORT.

TABLEAU 14. ARRIVEES ET DEPARTS DE NAVIRES EN CABOTAGE NATIONAL, PAR PORT.

PROVINCE - PORT	(*)	ARRIVED / ARRIVE		DEPARTED / PARTI		TOTAL / TOTAL	
		NUMBER NOMBRE	NET TONNAGE TONNAGE NET	NUMBER NOMBRE	NET TONNAGE TONNAGE NET	NUMBER NOMBRE	NET TONNAGE TONNAGE NET
COURTRIGHT	B			2	27,324	2	27,324
	C			2	27,324	2	27,324
CUTLER	B			8	13,608	8	13,608
	C	8	13,608	8	13,608	16	27,216
DEPOT HARBOUR	B	6	46,916			6	46,916
	C	6	46,916			6	46,916
ERIEAU	B	1	19	2	2,189	3	2,208
	C	1	19	2	2,189	3	2,208
GODERICH	B	56	350,143	42	149,443	98	499,586
	C	54	198,104	57	253,592	111	451,696
		110	548,247	99	403,035	209	951,282
HAMILTON	B	205	333,128	469	2,484,118	674	2,817,246
	C	482	3,221,253	215	818,287	697	4,039,540
		687	3,554,381	684	3,302,405	1,371	6,856,786
KILLARNEY	B			1	11,132	1	11,132
	C			1	11,132	1	11,132
KINGSTON	B	24	24,785	132	175,987	156	200,772
	C	109	194,363	6	32,205	115	226,568
		133	219,148	138	208,192	271	427,340
KINGSVILLE	B	64	762	7	39,188	71	39,950
	C	64	762	64	762	64	762
LITTLE CURRENT	B	22	154,243	18	51,350	40	205,593
	C	15	24,403	7	22,487	22	46,890
		37	178,646	25	73,837	62	252,483
MARATHON	B	2	3,888	29	123,645	31	127,533
	C	20	48,604			20	48,604
		22	52,492	29	123,645	51	176,137
MICHIGICOTEN HARBOUR	B	13	131,528	16	78,257	29	209,785
	C	10	18,973	17	185,309	27	204,282
		23	150,501	33	263,566	56	414,067
MIDLAND	B	2	16,232	55	337,017	57	353,249
	C	62	388,484	2	16,232	64	404,716
		64	404,716	57	353,249	121	757,965
MORRISBURG	B	2	65	29	48,434	31	48,499
	C	27	47,171			27	47,171
		29	47,236	29	48,434	58	95,670
NIPIGON	B	5	1,075			5	1,075
	C	5	1,075	5	1,075	5	1,075
OAKVILLE	B	40	66,177	4	6,555	44	72,732
	C	3	8,678	51	89,092	54	97,770
		43	74,855	55	95,647	98	170,502
OSHAWA	B	4	156	47	138,697	51	138,853
	C	34	96,080			34	96,080
		38	96,236	47	138,697	85	234,933
OWEN SOUND	B	7	16,660	53	168,244	60	184,904
	C	53	196,589	1	2,961	54	199,550
		60	213,249	54	171,205	114	384,454
PARRY SOUND	B			71	238,056	71	238,056
	C	72	240,227			72	240,227
		72	240,227	71	238,056	143	478,283
PICTON	B	76	337,548	11	35,108	87	372,656
	C	4	17,506	54	125,336	58	142,842
		80	355,054	65	160,444	145	515,498
THUNDER BAY	B	551	4,846,626	76	275,705	627	5,122,331
	C	203	719,493	931	8,075,488	1,134	8,794,981
		754	5,566,119	1,007	8,351,193	1,761	13,917,312

B - BALLAST, C - CARGO / CARGAISON.

TABLE 14. VESSEL ARRIVALS AND DEPARTURES IN COASTWISE SHIPPING, BY PORT.

TABLEAU 14. ARRIVEES ET DEPARTS DE NAVIRES EN CABOTAGE NATIONAL, PAR PORT.

PROVINCE - PORT	(*)	ARRIVED / ARRIVE		DEPARTED / PARTI		TOTAL / TOTAL	
		NUMBER NOMBRE	NET TONNAGE TONNAGE NET	NUMBER NOMBRE	NET TONNAGE TONNAGE NET	NUMBER NOMBRE	NET TONNAGE TONNAGE NET
PORT BURWELL	B	5	5,744	5	271	10	6,015
	C			1	5,473	1	5,473
		5	5,744	6	5,744	11	11,488
PORT COLBORNE	B	81	345,152	93	284,420	174	629,572
	C	78	364,396	13	74,600	91	438,996
		159	709,548	106	359,020	265	1,068,568
PORT CREDIT	B	113	266,462	63	200,125	176	466,587
	C	176	654,733	237	780,796	413	1,435,529
		289	921,195	300	980,921	589	1,902,116
PORT LAMBTON	B	1	50	1	50	2	100
	C						
		1	50	1	50	2	100
PORT MAITLAND	B	10	386	9	366	19	752
	C						
		10	386	9	366	19	752
PORT MCNICOLL	B	1	11,767	12	74,679	13	86,446
	C	15	97,851			15	97,851
		16	109,618	12	74,679	28	184,297
PORT STANLEY	B	5	7,884	56	148,619	61	156,503
	C	56	140,268	7	10,844	63	151,112
		61	148,152	63	159,463	124	307,615
PRESCOTT	B	23	51,726	70	235,437	93	287,163
	C	53	245,695	11	80,774	64	326,469
		76	297,421	81	316,211	157	613,632
RED ROCK	B			1	1,669	1	1,669
	C	1	1,669			1	1,669
		1	1,669	1	1,669	2	3,338
ST. CATHARINES	B	42	235,269	83	238,768	125	474,037
	C	58	144,457			58	144,457
		100	379,726	83	238,768	183	618,494
SARNIA	B	550	1,323,941	103	696,341	653	2,020,282
	C	170	624,282	666	1,741,026	836	2,365,308
		720	1,948,223	769	2,437,367	1,489	4,385,590
SAULT STE. MARIE	B	42	138,150	286	1,720,741	328	1,858,891
	C	381	1,803,739	191	704,306	572	2,508,045
		423	1,941,889	477	2,425,047	900	4,366,936
SOMBRA	B			3	17,108	3	17,108
	C			1	11,114	1	11,114
				4	28,222	4	28,222
THOROLD	B	34	105,656	38	155,391	72	261,047
	C	36	146,182			36	146,182
		70	251,838	38	155,391	108	407,229
TORONTO	B	133	116,902	450	998,185	583	1,115,087
	C	362	893,574	62	82,321	424	975,895
		495	1,010,476	512	1,080,506	1,007	2,090,982
LAKEVIEW	B	24	15,576	23	14,927	47	30,503
	C						
		24	15,576	23	14,927	47	30,503
WALLACEBURG	B	33	56,093	5	12,488	38	68,581
	C			36	61,061	36	61,061
		33	56,093	41	73,549	74	129,642
WELLAND	B	6	1,805	25	81,897	31	83,702
	C	30	106,497	6	1,805	36	108,302
		36	108,302	31	83,702	67	192,004
WHITBY	B	37	3,350	48	15,551	85	18,901
	C	11	12,276	1	164	12	12,440
		48	15,626	49	15,715	97	31,341
WINDSOR	B	84	336,962	158	473,966	242	810,928
	C	296	948,402	229	892,547	525	1,840,949
		380	1,285,364	387	1,366,513	767	2,651,877
ONTARIO-NES/NDA	B	61	114,641	120	30,881	181	145,522
	C	72	8,947	11	77,611	83	86,558
		133	123,588	131	108,492	264	232,080
TOTAL - PROVINCE	B	2,796	10,667,667	3,195	11,138,045	5,991	21,805,712
	C	3,315	12,951,067	3,200	15,322,587	6,515	28,273,654
		6,111 **	23,618,734 **	6,395 **	26,460,632 **	12,506 **	50,079,366 **

B - BALLAST, C - CARGO / CARGAISON.

TABLE 14. VESSEL ARRIVALS AND DEPARTURES IN COASTWISE SHIPPING, BY PORT.
 TABLEAU 14. ARRIVEES ET DEPARTS DE NAVIRES EN CABOTAGE NATIONAL, PAR PORT.

PROVINCE - PORT	(*)	ARRIVED / ARRIVE		DEPARTED / PARTI		TOTAL / TOTAL	
		NUMBER NOMBRE	NET TONNAGE TONNAGE NET	NUMBER NOMBRE	NET TONNAGE TONNAGE NET	NUMBER NOMBRE	NET TONNAGE TONNAGE NET
MANITOBA / MANITOBA							
CHURCHILL	B	6	15,208	1	93	7	15,301
	C	4	952	8	18,560	12	19,512
		10	16,160	9	18,653	19	34,813
TOTAL - PROVINCE	B	6	15,208	1	93	7	15,301
	C	4	952	8	18,560	12	19,512
		10 **	16,160 **	9 **	18,653 **	19 **	34,813 **
BRITISH COLUMBIA / COLOMBIE-BRITANNIQUE							
ALERT BAY	B	57	58,454	114	92,159	171	150,613
	C	175	128,835	119	95,331	294	224,166
		232	187,289	233	187,490	465	374,779
ANDYS BAY	B	18	6,982	93	100,980	111	107,962
	C	74	91,866	2	5,867	76	97,733
		92	98,848	95	106,847	187	205,695
BAMBERTON	B	387	194,396	227	35,639	614	230,035
	C	11	7,350	171	170,312	182	177,662
		398	201,746	398	205,951	796	407,697
BEAVER COVE	B	109	12,287	133	51,977	242	64,264
	C	130	58,427	122	21,241	252	79,668
		239	70,714	255	73,218	494	143,932
BEDWELL SOUND	B	14	17,511	53	14,771	67	32,282
	C	47	15,331	8	18,071	55	33,402
		61	32,842	61	32,842	122	65,684
BERCHER BAY	B	24	3,192	21	8,657	45	11,849
	C	6	5,645	8	170	14	5,815
		30	8,837	29	8,827	59	17,664
BELL COOLA	B	100	185,035	95	97,482	195	282,517
	C	83	126,237	90	215,236	173	341,473
		183	311,272	185	312,718	368	623,990
BLIND BAY	B	40	1,210	80	22,784	120	23,994
	C	80	23,240	38	1,622	118	24,862
		120	24,450	118	24,406	238	48,856
BLUBBER BAY	B	143	248,354	71	13,420	214	261,774
	C	26	8,405	20	21,977	46	30,382
		169	256,759	91	35,397	260	292,156
BRITANNIA BEACH	B	881	472,423	818	261,534	1,699	733,957
	C	347	223,628	307	386,551	654	610,179
		1,228	696,051	1,125	648,085	2,353	1,344,136
CAMPBELL RIVER	B	771	225,179	1,368	702,173	2,139	927,352
	C	854	661,132	158	153,485	1,012	814,617
		1,625	886,311	1,526	855,658	3,151	1,741,969
CENTRE BAY	B	136	56,761	95	45,822	231	102,583
	C	57	8,705	103	29,058	160	37,763
		193	65,466	198	74,880	391	140,346
CHEMAINUS	B	370	90,943	411	97,453	781	188,396
	C	147	84,343	143	92,709	290	177,052
		517	175,286	554	190,162	1,071	365,448
CLAM BAY	B	2	174	4	201	6	375
	C	3	64	1	37	4	101
		5	238	5	238	10	476
CLIO BAY	B	16	37,291	12	12,153	28	49,444
	C			4	25,138	4	25,138
		16	37,291	16	37,291	32	74,582
COAL HARBOUR	B	83	13,181	114	24,324	197	37,505
	C	73	52,777	41	38,499	114	91,276
		156	65,958	155	62,823	311	128,781
COURTENAY	B	89	8,264	109	38,187	198	46,451
	C	59	36,486	14	5,980	73	42,466
		148	44,750	123	44,167	271	88,917
COWICHAN BAY	B	154	31,246	223	79,678	377	110,924
	C	97	63,757	25	22,338	122	86,095
		251	95,003	248	102,016	499	197,019

B - BALLAST, C - CARGO / CARGAISON.

TABLE 14. VESSEL ARRIVALS AND DEPARTURES IN COASTWISE SHIPPING, BY PORT.

TABLEAU 14. ARRIVEES ET DEPARTS DE NAVIRES EN CABOTAGE NATIONAL, PAR PORT.

PROVINCE - PORT	(*)	ARRIVED / ARRIVE		DEPARTED / PARTI		TOTAL / TOTAL	
		NUMBER NOMBRE	NET TONNAGE TONNAGE NET	NUMBER NOMBRE	NET TONNAGE TONNAGE NET	NUMBER NOMBRE	NET TONNAGE TONNAGE NET
CROFTON	B	928	92,590	1,778	682,436	2,706	775,026
	C	871	617,569	44	25,806	915	643,375
		1,799	710,159	1,822	708,242	3,621	1,418,401
ESQUIMALT	B	66	40,016	116	169,729	182	209,745
	C	58	134,313	10	18,394	68	152,707
		124	174,329	126	188,123	250	362,452
FAIR HARBOUR	B	59	116,821	35	9,561	94	126,382
	C	47	12,401	72	122,631	119	135,032
		106	129,222	107	132,192	213	261,414
FURRY CREEK	B	55	26,945	43	1,964	98	28,909
	C			21	26,836	21	26,836
		55	26,945	64	28,800	119	55,745
GOLD RIVER	B	168	138,599	249	192,710	417	331,309
	C	116	194,404	43	146,147	159	340,551
		284	333,003	292	338,857	576	671,860
GOWLAND HARBOUR	B	2	55	2	36	4	91
	C	1	1	1	20	2	21
		3	56	3	56	6	112
HASTINGS ARM	B	25	7,396	10	56	35	7,452
	C			14	5,109	14	5,109
		25	7,396	24	5,165	49	12,561
JERVIS INLET	B	29	5,175	86	28,793	115	33,968
	C	99	38,544	40	11,430	139	49,974
		128	43,719	126	40,223	254	83,942
KIMSQUIT	B	12	29,453	11	2,505	23	31,958
	C	4	1,959	5	28,907	9	30,866
		16	31,412	16	31,412	32	62,824
KITKATLA	B	1	209	4	788	5	997
	C	2	386			2	386
		3	595	4	788	7	1,383
KITIMAT	B	197	203,244	226	150,503	423	353,747
	C	220	295,327	191	357,131	411	652,458
		417	498,571	417	507,634	834	1,006,205
KNIGHT INLET	B	55	67,517	41	3,300	96	70,817
	C	17	4,046	35	71,856	52	75,902
		72	71,563	76	75,156	148	146,719
LADYSMITH	B	67	2,009	50	38,683	117	40,692
	C	39	44,223	56	1,708	95	45,931
		106	46,232	106	40,391	212	86,623
LAKE BAY	B	10	134	2	20	12	154
	C			8	114	8	114
		10	134	10	134	20	268
LT.ESPINOSA INL	B	35	61,301	33	5,576	68	66,877
	C	46	11,414	48	67,139	94	78,553
		81	72,715	81	72,715	162	145,430
LONG BAY	B	18	437	13	6,089	31	6,526
	C	8	7,065	14	1,418	22	8,483
		26	7,502	27	7,507	53	15,009
LOUGHBOROUGH INL	B	23	14,713	69	18,655	92	33,368
	C	67	16,661	21	12,719	88	29,380
		90	31,374	90	31,374	180	62,748
LYALL HARBOUR	B	86	32,072	62	8,064	148	40,136
	C	10	5,840	30	27,383	40	33,223
		96	37,912	92	35,447	188	73,359
MAHATTA RIVER	B	77	91,740	36	24,337	113	116,077
	C	38	37,845	79	114,438	117	152,283
		115	129,585	115	138,775	230	268,360
MALKSOPE INLET	B	51	101,107	30	7,859	81	108,966
	C	42	11,067	63	104,315	105	115,382
		93	112,174	93	112,174	186	224,348
MARBLE BAY	B	241	208,375	118	23,617	359	231,992
	C			23	31,627	23	31,627
		241	208,375	141	55,244	382	263,619

B - BALLAST, C - CARGO / CARGAISON.

TABLE 14. VESSEL ARRIVALS AND DEPARTURES IN COASTWISE SHIPPING, BY PORT.

TABLEAU 14. ARRIVEES ET DEPARTS DE NAVIRES EN CABOTAGE NATIONAL, PAR PORT.

PROVINCE - PORT	(*)	ARRIVED / ARRIVE		DEPARTED / PARTI		TOTAL / TOTAL	
		NUMBER NOMBRE	NET TONNAGE TONNAGE NET	NUMBER NOMBRE	NET TONNAGE TONNAGE NET	NUMBER NOMBRE	NET TONNAGE TONNAGE NET
MAPPOLE	B	14	1,823	11	2,433	25	4,256
	C	9	5,710	13	5,980	22	11,690
		23	7,533	24	8,413	47	15,946
MASSET	B	9	7,038	17	15,296	26	22,334
	C	57	64,913	46	53,347	103	118,260
		66	71,951	63	68,643	129	140,594
MENZIES BAY	B	11	1,249	6	323	17	1,572
	C	3	231	8	1,190	11	1,421
		14	1,480	14	1,513	28	2,993
MORESBY CAMP	B	9	35,520	6	2,633	15	38,153
	C	1	2,129	5	35,020	6	37,149
		10	37,649	11	37,653	21	75,302
NAMU	B	38	38,118	18	15,670	56	53,788
	C	57	56,608	80	81,981	137	138,589
		95	94,726	98	97,651	193	192,377
NANAIMO	B	396	134,347	1,664	726,941	2,060	861,288
	C	890	743,937	133	168,711	1,023	912,648
		1,786	878,284	1,797	895,652	3,583	1,773,936
NEW WESTMINSTER	B	2,772	1,043,511	2,315	861,895	5,087	1,905,406
	C	588	665,925	1,095	848,513	1,683	1,514,438
		3,360	1,709,436	3,410	1,710,408	6,770	3,419,844
N. ARM FRASER R.	B	117	47,093	104	19,809	221	66,902
	C	41	1,653	47	27,498	88	29,151
		158	48,746	151	47,307	309	96,053
OCEAN FALLS	B	101	140,919	138	140,460	239	281,379
	C	98	169,438	107	192,321	205	361,759
		199	310,357	245	332,781	444	643,138
PORT ALBERNI	B	100	105,031	271	178,570	371	283,601
	C	470	237,788	259	60,364	729	298,152
		570	342,819	530	238,934	1,100	581,753
PORT HARDY	B	31	6,865	91	46,234	122	53,099
	C	193	128,136	128	86,898	321	215,034
		224	135,001	219	133,132	443	268,133
PORT HARVEY	B	14	162	12	171	26	333
	C	7	147	7	130	14	277
		21	309	19	301	40	610
PORT MELLON	B	485	35,549	1,134	467,314	1,619	502,863
	C	677	463,136	35	38,203	712	501,339
		1,162	498,685	1,169	505,517	2,331	1,004,202
PORT MCNEILL	B	25	4,399	116	44,721	141	49,120
	C	163	114,742	86	75,116	249	189,858
		188	119,141	202	119,837	390	238,978
PORT RENFREW	B	35	7,602	50	25,336	85	32,938
	C	22	22,418	2	1,956	24	24,374
		57	30,020	52	27,292	109	57,312
POWELL RIVER	B	915	218,885	1,254	561,192	2,169	780,077
	C	837	731,047	522	477,739	1,359	1,208,786
		1,752	949,932	1,776	1,038,931	3,528	1,988,863
PRINCE RUPERT	B	309	222,880	397	398,071	706	620,951
	C	330	407,498	235	273,283	565	680,781
		639	630,378	632	671,354	1,271	1,301,732
QUATSINO	B	223	242,069	266	123,274	489	365,343
	C	148	126,366	102	252,878	250	379,244
		371	368,435	368	376,152	739	744,587
RAGGED ISLAND	B	9	310	45	11,460	54	11,770
	C	40	11,379	6	286	46	11,665
		49	11,689	51	11,746	100	23,435
ROBERTS BANK	B	1	13	1	13	2	26
	C						
		1	13	1	13	2	26
SANDHITCH	B	6	1,512	5	1,722	11	3,234
	C			2	40	2	40
		6	1,512	7	1,762	13	3,274

B - BALLAST, C - CARGO / CARGAISON.

TABLE 14. VESSEL ARRIVALS AND DEPARTURES IN COASTWISE SHIPPING, BY PORT.

TABLEAU 14. ARRIVEES ET DEPARTS DE NAVIRES EN CABOTAGE NATIONAL, PAR PORT.

PROVINCE - PORT	(*)	ARRIVED / ARRIVE		DEPARTED / PARTI		TOTAL / TOTAL	
		NUMBER NOMBRE	NET TONNAGE TONNAGE NET	NUMBER NOMBRE	NET TONNAGE TONNAGE NET	NUMBER NOMBRE	NET TONNAGE TONNAGE NET
SANDPOINT	B	33	81,137	56	34,472	89	115,609
	C	52	26,122	29	72,787	81	98,909
		85	107,259	85	107,259	170	214,518
SARITA RIVER	B	36	324	8	3,312	44	3,636
	C	12	4,968	47	2,342	59	7,310
		48	5,292	55	5,654	103	10,946
SHANNON BAY	B	114	221,412	64	31,025	178	252,437
	C			50	186,744	50	186,744
		114	221,412	114	217,769	228	439,181
SIWASH	B			13	4,151	13	4,151
	C	13	4,151			13	4,151
		13	4,151	13	4,151	26	8,302
SKIDEGATE	B	24	57,078	34	12,126	58	69,204
	C	20	3,972	10	48,924	30	52,896
		44	61,050	44	61,050	88	122,100
SMITH INLET	B			2	978	2	978
	C	9	2,331	7	1,353	16	3,684
		9	2,331	9	2,331	18	4,662
Sooke	B	191	125,262	39	8,844	230	134,106
	C	11	6,552	95	71,674	106	78,226
		202	131,814	134	80,518	336	212,332
SOUTH BAY	B	63	93,487	33	5,362	96	98,849
	C			30	90,499	30	90,499
		63	93,487	63	95,861	126	189,348
SQUAMISH	B	453	264,759	239	110,231	692	374,990
	C	15	25,072	261	174,063	276	199,135
		468	289,831	500	284,294	968	574,125
TASU	B	5	171	10	9,314	15	9,485
	C	5	9,143			5	9,143
		10	9,314	10	9,314	20	18,628
TAHSIS	B	43	6,182	80	97,401	123	103,583
	C	89	106,703	57	19,027	146	125,730
		132	112,885	137	116,428	269	229,313
TEAKERNE ARM	B	62	2,445	128	75,963	190	78,408
	C	107	68,039	48	2,121	155	70,160
		169	70,484	176	78,084	345	148,568
TEXADA	B	18	4,679	19	2,263	37	6,942
	C	4	2,091	2	3,420	6	5,511
		22	6,770	21	5,683	43	12,453
TOQUART	B	3	2,153	3	2,154	6	4,307
	C			1	563	1	563
		3	2,153	4	2,717	7	4,870
UCLUELET	B	59	72,338	112	52,242	171	124,580
	C	224	52,934	160	76,072	384	129,006
		283	125,272	272	128,314	555	253,586
VANANDA	B	257	228,924	243	78,798	500	307,722
	C	129	50,911	88	143,202	217	194,113
		386	279,835	331	222,000	717	501,835
VANCOUVER	B	9,613	4,100,242	8,078	3,267,846	17,691	7,368,088
	C	2,492	2,457,262	4,190	3,450,784	6,682	5,908,046
		12,105	6,557,504	12,268	6,718,630	24,373	13,276,134
VANGUARD	B	71	21,628	150	183,804	221	205,432
	C	95	174,798	11	370	106	175,168
		166	196,426	161	184,174	327	380,600
VICTORIA	B	1,048	322,561	1,363	753,834	2,411	1,076,395
	C	448	351,451	220	123,649	668	475,100
		1,496	674,012	1,583	877,483	3,079	1,551,495
WATSON ISLAND	B	14	376	26	37,684	40	38,060
	C	14	43,830			14	43,830
		28	44,206	26	37,684	54	81,894
WEST BAY	B	39	1,500	89	157,851	128	159,351
	C	51	150,550	3	14	54	150,564
		90	152,050	92	157,865	182	309,915

B - BALLAST, C - CARGO / CARGAISON.

TABLE 14. VESSEL ARRIVALS AND DEPARTURES IN COASTWISE SHIPPING, BY PORT.

TABLEAU 14. ARRIVEES ET DEPARTS DE NAVIRES EN CABOTAGE NATIONAL, PAR PORT.

PROVINCE - PORT	(*)	ARRIVED / ARRIVE		DEPARTED / PARTI		TOTAL / TOTAL	
		NUMBER NOMBRE	NET TONNAGE TONNAGE NET	NUMBER NOMBRE	NET TONNAGE TONNAGE NET	NUMBER NOMBRE	NET TONNAGE TONNAGE NET
ZEBALLOS	B	4	6,208	10	2,844	14	9,052
	C	54	14,460	54	24,691	108	39,151
		58	20,668	64	27,535	122	48,203
BC-NES/C-B.-NDA	B	2,386	1,222,822	2,769	1,941,360	5,155	3,164,182
	C	1,944	1,982,315	1,549	1,243,483	3,493	3,225,798
		4,330	3,205,137	4,318	3,184,843	8,648	6,389,980
TOTAL - PROVINCE	B	26,255	12,033,374	28,544	13,592,072	54,799	25,625,446
	C	14,373	12,520,149	12,022	10,895,986	26,395	23,416,135
		40,628 **	24,553,523 **	40,566 **	24,488,058 **	81,194 **	49,041,581 **
NORTH-WEST TERR. / TERR. DU NORD-OUEST							
FROBISHER BAY	B	1	3,736	8	11,755	9	15,491
	C	8	9,185	1	1,166	9	10,351
		9	12,921	9	12,921	18	25,842
NWT-NES/TNO-NOA	B	4	10,393	36	82,371	40	92,764
	C	42	75,343	11	3,854	53	79,197
		46	85,736	47	86,225	93	171,961
TOTAL - PROVINCE	B	5	14,129	44	94,126	49	108,255
	C	50	84,528	12	5,020	62	89,548
		55 **	98,657 **	56 **	99,146 **	111 **	197,803 **
TOTAL - CANADA	B	38,788	39,305,751	44,904	45,608,933	83,692	84,914,684
	C	41,543	61,629,544	34,980	54,759,160	76,523	116,388,704
		80,331 **	100,935,295 **	79,884 **	100,368,093 **	160,215 **	201,303,388 **

B - BALLAST, C - CARGO / CARGAISON.

TABLE 15. VESSELS DEPARTED FROM CANADIAN PORTS IN COASTWISE SHIPPING, BY RIG AND SIZE.

TABLEAU 15. NAVIRES EN PROVENANCE DE PORTS CANADIENS EN CABOTAGE NATIONAL, SUIVANT LE GREEMENT ET LA DIMENSION.

PROVINCE AND NET TONNAGE RANGE PROVINCE ET RANGEE DE TONNAGE NET	STEAM / VAPEUR		MOTOR / MOTEUR		UNRIGGED / SANS GREEMENT		TOTAL / TOTAL	
	NUMBER NOMBRE	NET TONS TONNES NET	NUMBER NOMBRE	NET TONS TONNES NET	NUMBER NOMBRE	NET TONS TONNES NET	NUMBER NOMBRE	NET TONS TONNES NET
NEWFOUNDLAND / TERRE-NEUVE								
1- 99	5	349	1,116	53,888			1,121	54,237
100- 499	1,709	800,989	7,403	2,794,507			9,112	3,595,496
500- 999	9	8,730	4,568	2,551,927			4,577	2,560,657
1000-1999	361	373,996	487	660,781	2	2,210	850	1,036,987
2000-2999			86	213,628	9	18,810	95	232,438
3000-3999	31	106,640	431	1,547,201			462	1,653,841
4000-4999	30	138,180	315	1,450,870			345	1,589,050
5000-5999	2	10,540	311	1,686,028			313	1,696,568
6000+	6	54,895	375	2,524,339			381	2,579,234
TOTAL	2,153	1,494,319	15,092	13,483,169	11	21,020	17,256	14,998,508
PR. EDWARD ISLAND / ILE DU PR. EDOUARD								
1- 99			49	2,798			49	2,798
100- 499			80	26,798			80	26,798
500- 999			154	84,426			154	84,426
1000-1999	3	3,228	12	19,638			15	22,866
2000-2999			22	61,988			22	61,988
3000-3999			31	105,818			31	105,818
4000-4999			1	5,112	4	22,544	5	27,656
5000-5999			14	100,016			14	100,016
TOTAL	3	3,228	363	406,594	4	22,544	370	432,366
NOVA SCOTIA / NOUVELLE-ECOSSE								
1- 99	4	4	418	15,237			422	15,241
100- 499	12	5,310	318	99,124			330	104,434
500- 999	1	634	84	58,599	1	532	86	59,765
1000-1999	9	9,432	281	394,552	69	76,857	359	480,841
2000-2999			108	294,621	11	22,990	119	317,611
3000-3999	318	1,084,062	398	1,382,966			716	2,467,028
4000-4999	60	276,360	285	1,312,690			345	1,589,050
5000-5999	61	321,470	256	1,395,017	8	45,088	325	1,761,575
6000+	50	598,167	405	2,726,054			455	3,324,221
TOTAL	515	2,295,439	2,553	7,678,860	89	145,467	3,157	10,119,766
NEW BRUNSWICK / NOUVEAU-BRUNSWICK								
1- 99	2	2	725	15,804			727	15,806
100- 499	8	2,753	322	49,911			330	52,664
500- 999			974	874,397			974	874,397
1000-1999			24	39,622	223	247,042	247	286,664
2000-2999			49	138,372	7	14,628	56	153,000
3000-3999	293	998,592	51	178,492			344	1,177,084
4000-4999					25	140,900	25	140,900
5000-5999					1	6,245	27	210,746
6000+	3	21,087	23	183,414				
TOTAL	306	1,022,434	2,168	1,480,012	256	408,815	2,730	2,911,261
QUEBEC / QUEBEC								
1- 99			1,184	54,693	8	662	1,192	55,355
100- 499	22	8,851	3,224	844,827	4	870	3,250	854,548
500- 999	61	45,153	1,072	631,241	1	532	1,134	676,926
1000-1999	196	244,356	693	1,081,611			889	1,325,967
2000-2999	23	57,153	603	1,569,431	45	94,048	671	1,720,632
3000-3999	12	39,013	816	2,834,315			828	2,873,328
4000-4999	19	87,465	9	39,072	161	700,090	189	826,627
5000-5999	94	508,840	11	58,936	35	197,260	140	765,036
6000+	576	6,278,418	476	5,462,866			1,052	11,741,284
TOTAL	1,003	7,269,249	8,088	12,576,992	254	993,462	9,345	20,839,703
ONTARIO / ONTARIO								
1- 99	3	68	399	6,873	1	42	403	6,983
100- 499	1	219	65	14,725	11	2,947	77	17,891
500- 999			241	156,680	5	2,864	246	159,544
1000-1999	786	1,023,095	800	1,256,462	2	2,935	1,588	2,282,492
2000-2999	124	345,097	400	1,014,081			524	1,359,178
3000-3999	481	1,693,417	868	3,049,291			1,349	4,742,708
4000-4999	118	555,226	299	1,297,799			417	1,853,025
5000-5999	507	2,687,767	19	97,559			526	2,785,326
6000+	816	7,809,093	449	5,444,392			1,265	13,253,485
TOTAL	2,836	14,113,922	3,540	12,337,862	19	8,788	6,395	26,460,632

TABLE 15. VESSELS DEPARTED FROM CANADIAN PORTS IN COASTWISE SHIPPING, BY RIG AND SIZE.

TABLÉAU 15. NAVIRES EN PROVENANCE DE PORTS CANADIENS EN CABOTAGE NATIONAL, SUIVANT LE GREEMENT ET LA DIMENSION.

PROVINCE AND NET TONNAGE RANGE PROVINCE ET RANGE DE TONNAGE NET	STEAM / VAPEUR		MOTOR / MOTEUR		UNRIGGED / SANS GREEMENT		TOTAL / TOTAL	
	NUMBER NOMBRE	NET TONS TONNES NET	NUMBER NOMBRE	NET TONS TONNES NET	NUMBER NOMBRE	NET TONS TONNES NET	NUMBER NOMBRE	NET TONS TONNES NET
MANITOBA / MANITOBA								
1- 99			1	93			1	93
100- 499			2	476			2	476
2000-2999			1	2,969			1	2,969
3000-3999			5	15,115			5	15,115
TOTAL			9	18,653			9	18,653
BRITISH COLUMBIA / COLOMBIE-BRITANNIQUE								
1- 99			16,021	405,679	5	317	16,026	405,996
100- 499	1	249	3,620	780,785	2,888	981,605	6,509	1,762,639
500- 999			916	809,088	10,465	7,216,524	11,381	8,025,612
1000-1999			1,999	3,345,837	2,543	3,328,155	4,542	6,673,992
2000-2999	21	54,495			1,158	2,834,184	1,179	2,888,679
3000-3999	42	135,912			360	1,319,605	402	1,455,517
4000-4999					88	378,259	88	378,259
5000-5999					342	1,984,255	342	1,984,255
6000+			1	8,310	96	904,799	97	913,109
TOTAL	64	190,656	22,557	5,349,699	17,945	18,947,703	40,566	24,488,058
NORTH-WEST TERR. / TERR. DU NORD-OUEST								
100- 499			16	4,048			16	4,048
500- 999			2	1,270			2	1,270
1000-1999			14	18,372			14	18,372
2000-2999			3	6,657			3	6,657
3000-3999			21	68,799			21	68,799
TOTAL			56	99,146			56	99,146
CANADA - CANADA								
1- 99	14	423	19,913	555,065	14	1,021	19,941	556,099
100- 499	1,753	818,371	15,050	4,615,201	2,903	985,422	19,706	6,418,994
500- 999	71	54,517	8,011	5,167,628	10,472	7,220,452	18,554	12,442,597
1000-1999	1,355	1,654,107	4,310	6,816,875	2,839	3,657,199	8,504	12,128,181
2000-2999	168	456,745	1,272	3,301,747	1,230	2,984,660	2,670	6,743,152
3000-3999	1,177	4,057,636	2,621	9,181,997	360	1,319,605	4,158	14,559,238
4000-4999	227	1,057,231	908	4,100,431	249	1,078,349	1,384	6,236,011
5000-5999	664	3,528,617	598	3,242,652	414	2,390,047	1,676	9,161,316
6000+	1,451	14,761,660	1,743	16,449,391	97	911,044	3,291	32,122,095
TOTAL	6,880	26,389,307	54,426	53,430,987	18,578	20,547,799	79,884	100,368,093

TABLE 16. TUGS DEPARTED FROM CANADIAN PORTS IN COASTWISE SHIPPING, BY PORT.

TABLEAU 16. REMORQUEURS EN PROVENANCE DE PORTS CANADIENS, EN CABOTAGE NATIONAL, PAR PORT.

PROVINCE - PORT	NUMBER / NOMBRE	GROSS TONS / TONNES BRUTS
NEWFOUNDLAND / TERRE-NEUVE		
AGUATHUNA	1	1
ARGENTIA	1	14
BOTWOOD	1	14
CORNER BROOK	138	2,195
FORTUNE	2	47
HARBOUR BRETON	2	2
PORT AUX BASQUES	3	3
LONG HARBOUR	1	3
ST. JHNS	4	35
NFLD-NES/T-N -NDA	145	2,560
TOTAL - PROVINCE	298 *	4,874 *
PR. EDWARD ISLAND / ILE DU PR. EDDUARD		
CHARLOTTETOWN	7	273
SUMMERSIDE	2	98
PEI-NES/IPE-NDA	2	96
TOTAL - PROVINCE	11 *	467 *
NOVA SCOTIA / NOUVELLE-ECOSSE		
DIGBY	15	124
HALIFAX	68	1,717
HANTSPOUT	2	124
LIVERPOOL	3	17
LUNENBURG	7	222
MARGARETSVILLE	30	155
MULGRAVE	4	50
NORTH SYDNEY	1	5
PICTOU	7	152
PORT HAWKESBURY	13	275
SHELBURNE	7	79
SYDNEY	1	14
WEYMOUTH	2	34
YARMOUTH	16	172
NS.-NES/N-E.-NDA	8	109
TOTAL - PROVINCE	184 *	3,250 *
NEW BRUNSWICK / NOUVEAU-BRUNSWICK		
BATHURST	12	78
BELLEUNE	7	32
CAMPBELLTON	1	13
CHATHAM	19	81
DALHOUSIE	1	1
GRAND MANAN	68	1,657
NEWCASTLE	18	20
SAINTE JOHN	240	2,991
ST. STEPHEN	79	651
N.B.-NES/NDA	25	563
TOTAL - PROVINCE	470 *	6,087 *
QUEBEC / QUEBEC		
BAIE COMEAU	4	282
CHANDLER	3	15
CHICOUTIMI	7	68
FORESTVILLE	81	3,457
GASPE	6	379
GRINDSTONE	5	219
LES ESCOUIMINS	1	69
MATANE	2	14
MONTREAL	106	4,533
CONTRECOEUR	2	75
VARENNES	20	196
PORT ALFRED	1	1
PORT CARTIER	4	78
QUEBEC	153	6,372
RIMOUSKI	7	188
RIVIERE DU LOUP	1	13
SEPT ILES	6	367
SOREL	142	6,235
TROIS RIVIERES	94	2,092
VALLEYFIELD	2	2
QUEBEC-NES/NDA	85	3,114
TOTAL - PROVINCE	732 *	27,769 *

TABLE 16. TUGS DEPARTED FROM CANADIAN PORTS IN COASTWISE SHIPPING, BY PORT.

TABLEAU 16. REMORQUEURS EN PROVENANCE DE PORTS CANADIENS, EN CABOTAGE NATIONAL, PAR PORT.

PROVINCE - PORT	NUMBER / NOMBRE	GROSS TONS / TONNES BRUTS
ONTARIO / ONTARIO		
AMHERSTBURG	13	672
BROCKVILLE	6	526
CARDINAL	3	3
COLLINGWOOD	1	89
CORNWALL	3	498
ERIEAU	1	19
HAMILTON	43	1,081
KINGSTON	20	1,261
MORRISBURG	2	65
NIPIGON	5	1,075
OAKVILLE	1	28
OSHAWA	4	156
OWEN SOUND	1	89
PICTON	1	1
THUNDER BAY	4	860
PORT BURWELL	5	271
PORT COLBORNE	25	1,507
PORT CREDIT	5	35
PORT LAMBTON	1	50
PORT MAITLAND	9	366
PRESCOTT	9	453
ST. CATHARINES	10	903
SARNIA	6	201
SAULT STE. MARIE	1	27
TORONTO	40	675
WHITBY	32	1,160
WINDSOR	11	493
ONTARIO-NES/NDA	40	717
TOTAL - PROVINCE	302 *	13,281 *
MANITOBA / MANITOBA		
CHURCHILL	1	93
TOTAL - PROVINCE	1 *	93 *
BRITISH COLUMBIA / COLOMBIE-BRITANNIQUE		
ALERT BAY	16	379
ANDYS BAY	18	1,280
BAMBERTON	196	3,348
BEAVER COVE	115	2,143
BOWWELL SOUND	7	231
BEECHER BAY	22	671
BELLA COOLA	34	2,647
BLIND BAY	45	951
BLUBBER BAY	42	1,217
BRITANNIA BEACH	451	9,332
CAMPBELL RIVER	508	19,723
CENTRE BAY	178	1,877
CHEMATNUS	268	5,330
CLAM BAY	5	238
CLIO BAY	10	602
COAL HARBOUR	90	1,321
COURTENAY	61	1,197
COWICHAN BAY	112	2,823
CROFTON	853	20,617
ESQUIMALT	57	4,608
FAIR HARBOUR	30	1,210
FURRY CREEK	43	1,964
GOLD RIVER	127	9,437
GOWLAND HARBOUR	3	56
HASTINGS ARM	10	56
JERVIS INLET	30	751
KIMSQUIT	7	546
KITIMAT	120	12,054
KNIGHT INLET	34	1,190
LADYSMITH	72	2,075
LAKE BAY	10	134
LT. ESPINOSA INL	17	1,632
LONG BAY	20	447
LOUGHBOROUGH INL	12	203
LYALL HARBOUR	51	750
MAHATTA RIVER	60	2,246
MALKSOPE INLET	25	1,095
MARBLE BAY	107	2,675
MAPPOLE	8	128
MASSET	7	251
MENZIES BAY	10	263

TABLE 16. TUGS DEPARTED FROM CANADIAN PORTS IN COASTWISE SHIPPING, BY PORT.

TABLEAU 16. REMORQUEURS EN PROVENANCE DE PORTS CANADIENS, EN CABOTAGE NATIONAL, PAR PORT.

PROVINCE - PORT	NUMBER / NOMBRE	GROSS TONS / TONNES BRUTS
MORESBY CAMP	6	508
NAMU	7	47
NANAIMO	797	17,707
NEW WESTMINSTER	1,583	35,846
N. ARM FRASER R.	76	1,306
OCEAN FALLS	60	5,868
PORT ALBERNI	119	4,371
PORT HARDY	11	426
PORT HARVEY	19	301
PORT MELLON	465	17,948
PORT MCNEILL	35	1,227
PORT RENFREW	4	104
POWELL RIVER	727	21,491
PRINCE RUPERT	163	5,171
QUATSINO	209	8,309
RAGGED ISLAND	14	265
ROBERTS BANK	1	13
SAANICHTON	4	107
SANDPOINT	18	798
SARITA RIVER	42	378
SHANNON BAY	57	4,936
SKIDEGATE	12	608
SOOKE	25	593
SOUTH BAY	32	2,977
SQUAMISH	186	6,134
TASU	5	171
TAHSIS	39	1,391
TEAKERNE ARM	83	2,814
TEXADA	15	172
TOQUART	1	46
UCLUELET	32	2,896
VANANDA	81	2,386
VANCOUVER	5,539	159,820
VANGUARD	67	11,082
VICTORIA	671	33,931
WATSON ISLAND	14	376
WEST BAY	41	1,552
ZEBALLOS	3	205
BC-NES/C-B.-NDA	927	44,746
TOTAL - PROVINCE	16,081 *	518,725 *
TOTAL - CANADA	18,079 **	574,546 **

TABLE 17. Tonnage of Cargo Loaded and Unloaded at Canadian Ports in Inter- and Intra-Provincial Trade, by Province
TABLEAU 17. Commerce provincial et interprovincial: marchandises (en tonnes) embarquées et débarquées, par province

Province of unloading Province de débarquement	Province of loading - Province d'embarquement									Total
	Newfound- land Terre- Neuve	Prince Edward Island Île-du-Prince- Edouard	Nova Scotia Nouvelle- Écosse	New Brunswick Nouveau- Brunswick	Québec	Ontario	Mani- toba	British Columbia Colombie- Britannique	Northwest Territories Territoires du Nord- Ouest	
	tons (2,000 lb.) - tonnes (2,000 liv.)									
Newfoundland - Terre-Neuve	734,029	13,349	1,052,788	80,800	225,886	33,438	-	-	-	2,140,290
Prince Edward Island - Île-du-Prince- Edouard	4	398	256,058	168,804	2,594	2,758	-	-	-	430,616
Nova Scotia - Nouvelle-Écosse	104,655	17,819	462,378	347,228	1,229,849	157,852	-	-	24	2,319,805
New Brunswick - Nouveau-Brunswick	85,668	62,101	595,417	228,187	33,564	1,000	-	-	-	1,005,937
Québec	521,927	38,332	707,809	126,081	7,345,451	10,589,673	8,000	-	127	19,337,400
Ontario	-	-	73,579	4,456	5,754,627	13,845,092	-	-	-	19,677,754
Manitoba	-	-	-	-	7	-	-	-	78	85
British Columbia - Colombie-Britan- nique	-	-	-	-	-	-	-	18,187,353	-	18,187,353
Northwest Territories - Territoires du Nord-Ouest	10,022	-	2,804	-	35,682	-	16,024	-	-	64,532
Total	1,456,305	131,999	3,150,833	955,556	14,627,660	24,629,813	24,024	18,187,353	229	63,163,772

TABLE 18. Cargo Loaded and Unloaded in Coastwise Shipping by Vessels of Foreign Registry, with Number of Departures and Arrivals, and Registered Net Tonnage, excluding Vessels in Ballast

TABLEAU 18. Navigation nationale: marchandises embarquées et débarquées par les navires immatriculés à l'étranger, nombre de navires entrés et sortis et jauge nette au registre, à l'exclusion des navires sur lest

Country of registry Pays d'immatriculation	Atlantic and lower St. Lawrence River ports Ports de l'Atlantique et du Bas-Saint-Laurent			Great Lakes ports Ports des Grands Lacs			Pacific ports Ports du Pacifique			Total		
	Number Nombre	Registered net tonnage Jauge nette au registre	Cargo tons Cargaison (en tonnes)	Number Nombre	Registered net tonnage Jauge nette au registre	Cargo tons Cargaison (en tonnes)	Number Nombre	Registered net tonnage Jauge nette au registre	Cargo tons Cargaison (en tonnes)	Number Nombre	Registered net tonnage Jauge nette au registre	Cargo tons Cargaison (en tonnes)
	Departed - Loaded - Navires sortis: embarquements											
United Kingdom - Royaume Uni	327	302,202	118,528	2	4,104	66	-	-	-	329	306,306	118,594
Sweden - Suède	16	10,144	536	-	-	-	-	-	-	16	10,144	536
USSR - URSS	-	-	-	1	2,851	2	-	-	-	1	2,851	2
Liberia - Libéria	1	251	672	-	-	-	-	-	-	1	251	672
Bahamas - Îles Bahamas ...	99	55,795	125,442	-	-	-	-	-	-	99	55,795	125,442
Bermuda - Bermude	10	102,043	231,268	-	-	-	-	-	-	10	102,043	231,268
Leeward-Windward Is. - Îles sous-le-Vent et du Vent	16	15,232	24,235	-	-	-	-	-	-	16	15,232	24,235
United States - États-Unis	-	-	-	1	5,495	10,500	-	-	-	1	5,495	10,500
Grand - Total - Général	469	485,667	500,681	4	12,450	10,568	-	-	-	473	498,117	511,249
	Arrived - Unloaded - Navires entrés: débarquements											
United Kingdom - Royaume Uni	388	339,590	118,594	-	-	-	-	-	-	388	339,590	118,594
Sweden - Suède	16	10,144	536	-	-	-	-	-	-	16	10,144	536
USSR - URSS	1	2,851	2	-	-	-	-	-	-	1	2,851	2
Liberia - Libéria	1	251	672	-	-	-	-	-	-	1	251	672
Bahamas - Îles Bahamas ...	125	64,297	125,442	-	-	-	-	-	-	125	64,297	125,442
Bermuda - Bermude	16	163,249	231,268	-	-	-	-	-	-	16	163,249	231,268
Leeward-Windward Is. - Îles sous-le-Vent et du Vent	10	9,520	24,235	-	-	-	-	-	-	10	9,520	24,235
United States - États-Unis	-	-	-	1	5,495	10,500	-	-	-	1	5,495	10,500
Grand - Total - Général	557	589,902	500,749	1	5,495	10,500	-	-	-	558	595,397	511,249

APPENDIX - A - APPENDICE

Number and Registered Net Tonnage of, and Tons of Cargo Unloaded and Loaded by Vessels Arrived at and Departed from Canadian Ports in Coastwise Shipping, 1945 - 1970

Navigation nationale: nombre de navires entrés et sortis et leur jauge nette au registre et marchandises embarquées et débarquées (en tonnes), 1945 - 1970

Year — Année	Arrived — Entrées			Departed — Sorties		
	Number — Nombre	Registered net tons — Tonnes nettes au registre	Cargo ¹ unloaded (tons) — Marchandises débarquées (en tonnes) ¹	Number — Nombre	Registered net tons — Tonnes nettes au registre	Cargo ¹ loaded (tons) — Marchandises embarquées (en tonnes) ¹
1945.....	65,410	48,098,201		63,866	44,535,356	
1946.....	67,014	45,559,014		65,880	41,218,108	
1947.....	73,439	51,823,502		71,678	47,018,417	
1948.....	75,141	52,453,382		73,000	47,680,583	
1949 ²	82,012	56,037,003		80,762	52,203,784	
1950.....	84,065	56,066,997		82,224	51,615,568	
1951.....	86,571	60,802,798		84,591	55,609,082	
1952.....	79,722	56,776,504	30,869,866	81,639	57,876,563	27,574,353
1953.....	88,675	67,417,391	32,467,480	86,000	62,022,657	28,573,792
1954.....	84,890	64,291,085	29,913,637	85,581	60,247,848	25,796,418
1955.....	86,010	67,228,840	33,432,586	85,190	64,889,982	27,612,854
1956.....	88,640	75,220,366	39,057,169	89,669	76,857,713	34,505,161
1957 ³	104,079	76,535,160	37,022,139	101,879	73,565,370	37,869,188
1958.....	100,234	76,197,625	38,778,904	99,364	74,012,136	38,369,541
1959.....	110,702	85,536,408	39,698,650	109,358	82,359,631	40,228,176
1960.....	120,125	88,493,116	40,777,135	118,852	85,279,786	40,848,804
1961.....	115,339	91,157,708	46,416,518	113,632	87,868,807	46,143,599
1962.....	112,325	87,767,018	43,769,420	111,099	85,231,511	43,831,540
1963.....	107,232	87,257,470	46,119,756	106,400	85,257,490	45,831,181
1964.....	105,186	91,007,726	51,864,783	104,134	87,662,780	51,997,367
1965.....	99,153	89,363,142	53,094,252	97,906	83,137,405	53,131,205
1966.....	102,400	96,648,426	60,685,949	102,035	93,931,833	60,761,594
1967.....	96,061	88,639,451	54,893,554	95,633	86,405,639	54,368,302
1968.....	89,154	90,767,420	56,155,292	88,592	89,918,028	56,130,716
1969.....	88,543	93,883,371	57,158,805	87,851	93,284,500	57,199,373
1970.....	80,331	100,935,295	63,163,772	79,884	100,368,093	63,154,162

¹ Cargo data not available prior to 1952. — Données indisponibles avant 1952.

² Data for Newfoundland included from April 1, 1949. — Données pour Terre-Neuve comprises à partir du 1er avril 1949.

³ Data for non-customs ports included for the first time in 1957. — Données pour les ports non douaniers comprises pour la première fois en 1957.

APPENDIX - B - APPENDICE

List of Canadian Ports - Liste des ports canadiens

NEWFOUNDLAND - TERRE-NEUVE

Aguathuna
Argentina
Baie Verte
Bay Roberts
Bell Island
Botwood
Burin
Carmanville
Catalina
Clareville
Corner Brook (incl. Hughes Brook, Curling,
Humbermouth)
Fortune
Goose Bay
Grand Bank
Harbour Breton
Harbour Grace
Hare Bay
Hawke Bay
Holyrood
Lewisporte
Little Bay
Long Pond (Manuels)
Marystown
Port aux Basques
Port Hope Simpson
Long Harbour
St. Albans
St. John's
St. Lawrence
Stephenville (incl. St. George's Flat Bay, Flat
Point, Turf Point)
Tilt cove
Tommy's Arm
All other Newfoundland ports - Tous autres
ports de Terre-Neuve

PRINCE EDWARD ISLAND - ÎLE-DU-PRINCE-ÉDOUARD

Charlottetown
Souris
Summerside (Borden)
All other Prince Edward Islands ports - Tous
autres ports de l'Île-du-Prince-Édouard

NOVA SCOTIA - NOUVELLE-ÉCOSSE

Annapolis Royal
Baddeck
Bridgewater
Dibby
Halifax
Hantsport
Little Narrows
Liverpool (Brooklyn)
Lunenburg
Margaretsville
Mulgrave
North Sydney
Parrsboro
Pictou

NOVA SCOTIA - Concluded - NOUVELLE-ÉCOSSE - fin

Port Hawkesbury (incl. Point Tupper)
Pugwash
Sheet Harbour
Shelburne
Sydney (Pt. Edward)
Walton
Weymouth
Wolfville (incl. Pt. Williams)
Yarmouth
All other Nova Scotia ports - Tous autres ports
de la Nouvelle-Écosse

NEW BRUNSWICK - NOUVEAU-BRUNSWICK

Bathurst
Belledune
Campbellton
Caraget
Chatham
Dalhousie
Grand Manan (North Head)
Moncton
Newcastle (Bridgetown)
Richibucto
Saint John
St. Andrews
St. Stephen
All other New Brunswick ports - Tous autres ports
du Nouveau-Brunswick

QUÉBEC

Baie Comeau
Beloil
Bic
Cap Chat
Carleton
Chandler
Chicoutimi
Contrecoeur
Donnacona
Forestville
Gaspé
Godbout
Grande Vallée
Grindstone
Havre St. Pierre
Lanoraie
Les Escoumins
Matane
Mont Louis
Montréal
Pentecôte
Pointe-au-Pic
Pointe-Noire (Clarke City)
Port Alfred
Port Cartier
Port Menier
Québec
Rimouski

List of Canadian Ports - Continued - Liste des ports canadiens - suite

QUÉBEC - Concluded

Rivière-du-Loup
St. Jean Port Joli
St. Siméon
Ste. Anne des Monts
Sacré-Coeur
Sept. Îles
Sorel
Trois-Pistoles
Trois-Rivières
Valleyfield
Varenes
Northern Quebec ports - Ports du nord
de Québec
All other Quebec ports - Tous autres ports de
Québec

ONTARIO

Amherstburg
Belleville
Britt
Brockville
Byng Inlet
Cardinal
Clarkson
Cobourg
Colborne
Collingwood
Cornwall
Courtright
Cutler
Depot Harbour
Erieau
Goderich
Hamilton
Killarney
Kingston
Kingsville
Lakeview
Little Current
Marathon
Michipicoten Harbour
Midland
Morrisburg
Nipigon
Oakville (Bronte)
Oshawa
Owen Sound
Parry Sound
Picton
Thunder Bay
Port Burwell
Port Colborne
Port Credit
Port Hope
Port Lambton
Port Maitland
Port McNicoll
Port Stanley
Prescott
Red Rock
St. Catharines (Port Weller, Pt. Dalhousie)

ONTARIO - Concluded

Sarnia
Sault Ste. Marie (Marks Bay, Mill Pond)
Sombra
Thorold
Toronto
Trenton
Wallaceburg
Welland
Whitby
Windsor (Walkerville, Sandwich, Ojibway,
Riverside)
Northern Ontario ports - Ports du nord
d'Ontario
All other Ontario ports - Tous autres ports
d'Ontario

MANITOBA

Churchill
All other Manitoba ports - Tous autres ports du
Manitoba

BRITISH COLUMBIA - COLOMBIE-BRITANNIQUE

Alert Bay
Andy's Bay
Bamberton
Beaver Cove
Bedwell Sound
Beecher Bay
Bella Coola (S. Bentinck Arm)
Blind Bay
Blubber Bay
Britannia Beach
Campbell River (Duncan Bay)
Centre Bay
Chemainus
Clam Bay
Clio Bay
Coal Harbour
Courtenay
Cowichan Bay
Crofton (Croft Hill)
Esquimalt
Fair Harbour
Furry Creek
Gold River
Gowland Harbour
Hastings Arm
Jedway
Jervis Inlet
Kimsquit
Kitkatla
Kitimat
Knight Inlet
Ladysmith
Lake Bay
Little Espinosa Inlet
Long Bay
Loughborough Inlet
Lyall Harbour

List of Canadian ports - Concluded - Liste des ports canadiens - fin

**BRITISH COLUMBIA - Continued - COLOMBIE-
BRITANNIQUE - suite**

Mahatta River
Malksope Inlet
Marble Bay
Marpole
Masset
Menzies Bay
Moresby Camp
Namu
Nanaimo (Harmac)
New Westminster
North Arm Fraser River
Ocean Falls
Port Alberni
Port Hardy (Hardy Bay)
Port Harvey
Port Mellon
Port McNeill
Port Renfrew
Powell River
Prince Rupert
Quatsino
Ragged Island
Roberts Bank
Saanichton
Sandpoint
Sarita River
Shannon Bay
Siwash (Okisollo)

**BRITISH COLUMBIA - Concluded - COLOMBIE-
BRITANNIQUE - fin**

Skidegate
Smith Inlet
Sooke
South Bay
Squamish
Tasu
Tahsis
Teakerne Arm
Texada
Toquart
Ucluelet
Vananda
Vancouver (incl. Port Moody, North Arm, Ioco,
Burnaby, English Bay, False Creek, Dollarton)
Vanguard
Victoria
Watson Island
West Bay
Zeballos
All other British Columbia ports - Tous autres
ports de la Colombie-Britannique

**NORTHWEST TERRITORIES - TERRITOIRES DU
NORD-OUEST**

Frobisher Bay
All other Northwest Territories ports - Tous autres
ports des Territoires du Nord-Ouest

APPENDIX - C - APPENDICE

List of Commodities

Marchandise

LIVE ANIMALS

Cattle
Live animals, n.e.s.

ANIMAUX VIVANTS

Bovins
Animaux vivants, n.d.a.

FOOD, FEED, BEVERAGES AND TOBACCO

Meat and Meat Preparations

Meat, fresh, chilled or frozen
Meat, cured
Meat and meat preparations, n.e.s.

ALIMENTS, ALIMENTS POUR ANIMAUX, BOISSONS ET TABACS

Viandes et préparations de viande

Viandes fraîches, refroidies ou congelées
Viandes salées ou fumées
Viandes et préparations de viande, n.d.a.

Fish and Marine Animals

Fish, fresh, chilled or frozen
Fish, smoked, salted, dried or pickled
Fish, canned
Lobster
Shell fish, n.e.s.: meat of marine animals; and other fishery foods and feeds

Poisson et animaux marins

Poisson frais, refroidi ou congelé
Poisson fumé, salé, séché ou mariné
Poisson, en boîtes
Homard
Coquillages, n.d.a.: viande d'animaux marins; et autres aliments de poisson et aliments de poisson pour animaux

Dairy Produce, Eggs and Honey

Butter
Cheese
Milk powder
Dairy produce, n.e.s.; eggs and honey

Produits laitiers, oeufs et miel

Beurre
Fromage
Lait en poudre
Produits laitiers, n.d.a.; oeufs et miel

Grain, Flour, Meal and Cereal Preparations

Barley
Corn
Oats
Rye
Wheat
Cereals, unmilled, n.e.s.
Corn meal and flour
Corn starch
Malt and malt flour
Wheat flour
Cereals, milled, n.e.s.
Bakery products, incl. those frozen

Céréales, farine, et préparations de céréales

Orge
Maïs
Avoine
Seigle
Blé
Céréales, non moulues, n.d.a.
Semoule et farine de maïs
Fécule de maïs
Malt et farine de malt
Farine de blé
Céréales moulues, n.d.a.
Produits de boulangerie, y compris produits congelés
Pâtes alimentaires et produits céréaliers, substances farineuses et farine utilisées comme aliments

Fruits and Fruit Preparations

Apples (incl. crab-apples)
Bananas and plantains
Fresh or chilled fruits and berries, n.e.s.
Frozen fruits and berries
Dried and dehydrated fruits
Fruit juices, unfermented, not concentrated, and fruit juice concentrates
Fruit pulp and purée (not canned)
Fruits, preserved, not canned, n.e.s.
Fruits and preparations, canned (exc. infant foods)

Fruits et préparations de fruits

Pommes (y compris pommettes)
Bananes et bananes des Antilles
Baies et fruits frais ou refroidis, n.d.a.
Baies et fruits congelés
Fruits séchés ou déshydratés
Jus de fruits, non fermentés, non concentrés et concentrés de jus de fruits
Pulpe et purée de fruits (non en boîtes)
Fruits, conservés, mais non en boîtes, n.d.a.
Fruits et préparations, en boîtes (sauf aliments pour bébés)

List of Commodities - Continued

Marchandise - suite

FOOD, FEED, BEVERAGES AND TOBACCO -

**ALIMENTS, ALIMENTS POUR ANIMAUX, BOISSONS
ET TABACS - fin:**

Concluded:

Nuts, Except Oil Nuts

Peanuts, roasted or otherwise prepared
Nuts, except oil nuts, n.e.s.

Noix, sauf noix oléagineuses

Cacahouètes, grillées ou autrement préparées
Noix, sauf noix oléagineuses, n.d.a.

Vegetables and Vegetable Preparations

Potatoes
Vegetables, fresh or chilled, n.e.s.
Vegetables, frozen
Vegetables, dried
Vegetables and vegetable preparations, n.e.s.

Légumes et préparations de légumes

Pommes de terre
Légumes, frais ou refroidis, n.d.a.
Légumes, congelés
Légumes, séchés
Légumes et préparations de légumes, n.d.a.

Sugar and Sugar Preparations

Raw sugar
Sugar, n.e.s.
Molasses, crude
Molasses, refined
Syrup
Sugar preparations (incl. confectionery)

Sucre et préparations à base de sucre

Sucre brut
Sucre, n.d.a.
Mélasse, brute
Mélasse, raffinée
Sirop
Préparations à base de sucre (y compris confiserie)

Cocoa, Coffee, Tea and Spices

Cocoa and chocolate
Coffee
Tea
Spices
Vinegar

Cacao, café, thé et épices

Cacao et chocolat
Café
Thé
Épices
Vinaigre

Margarine, Shortening and Lard

Margarine and similar products
Shortening
Lard

Margarine, shortening et saindoux

Margarine et produits semblables
Shortening
Saindoux

Miscellaneous Foods, Food Materials and Food Preparations

Sausage skins or casings
Miscellaneous foods, food materials and food preparations, n.e.s.

Aliments divers, matières nutritives et préparations alimentaires

Enveloppes et boyaux à saucisses
Aliments divers, matières nutritives et préparations alimentaires, n.d.a.

Fodder and Feed, Except Unmilled Cereals

Hay, forage and straw
Hulls, screenings, chaff and scourings
Wheat bran, shorts and middlings
Ground cereals and by-products, n.e.s.
Cottonseed oil meal and cake
Soyabean oil meal and cake
Oil seed meals and cake, n.e.s.
Brewers' and distillers' grains and solubles
Feeds of vegetable origin, n.e.s.
Feeds of animal origin
Concentrated and complete feeds

Fourrage et aliments pour animaux, sauf céréales non moulues

Foin, fourrages et paille
Écalures, criblures, rebuts et impuretés
Son, remoulage et issues de blé
Céréales moulues et sous-produits, n.d.a.
Tourteau et farine de graine de coton
Tourteau et farine de graine de soya
Tourteau de farine de graine oléagineuses, n.d.a.
Grains et solubles de brasserie et de distillerie
Aliments pour animaux d'origine végétale, n.d.a.
Aliments pour animaux d'origine animale
Aliments pour animaux concentrés et complets

Beverages

Non-alcoholic beverages
Ale, beer, stout and porter
Wines
Fermented alcoholic beverages, n.e.s.
Distilled alcoholic beverages

Boissons

Boissons non alcooliques
Ale, bière, porter et stout
Vins
Boissons alcooliques fermentées, n.d.a.
Boissons alcooliques distillées

Tobacco

Cigarettes
Tobacco, n.e.s.

Tabacs

Cigarettes
Tabacs, n.d.a.

List of Commodities - Continued

Marchandise - suite

CRUDE MATERIALS, INEDIBLE

Crude Animal Products, Inedible (Except Fibres)

Raw hides and skins and undressed fur skins
Crude animal products, inedible (except fibres),
n.e.s.

Crude Vegetable Products, Inedible (Except Tobacco, Fibres and Wood)

Seeds for sowing, n.e.s.
Flaxseed
Mustard seed
Rapeseed
Soya beans
Oil seeds, oil nuts and oil kernels, n.e.s.
Nursery and greenhouse stock and related materials
Rubber and allied gums, natural, and natural gums and resins
Crude vegetable products, inedible (except tobacco, fibres and wood), n.e.s.

Crude Wood Materials

Logs
Bolts and round timber
Pulpwood
Crude wood materials, n.e.s.

Textile and Related Fibres (Including Waste)

Wool and fine animal hair suitable for spinning
Textile and related fibres (including waste),
n.e.s.

Metallic Ores, Concentrates, Scrap Metals and By-Products (Alternative Classification)

Alumina and bauxite ore
Copper ore and concentrates and matte and precipitates
Iron ore, crude, and concentrates, calcined, roasted or treated
Lead ore and concentrates
Manganese ore
Nickel-copper ore, nickel-copper matte or speiss, and nickel concentrates
Titanium ore
Zinc ore and concentrates
Ores, concentrates and precipitates, n.e.s.
Iron and steel scrap
Non-ferrous and precious metal scrap
Slags, drosses and other by-products

Coal, Crude Petroleum and Related Crude Products

Coal, bituminous, sub-bituminous, and lignite
Coal, n.e.s.
Crude petroleum, petroleum tops and natural gasoline
Crude petroleum, Canadian
Natural gas and other crude bituminous substances

MATIÈRES BRUTES NON COMESTIBLES

Produits bruts d'origine animale, non comestibles (sauf fibres)

Peaux et cuirs bruts et pelleteries non apprêtées
Produits bruts d'origine animale, non comestibles (sauf fibres), n.d.a.

Produits bruts d'origine végétale, non comestibles (sauf tabacs, fibres et bois)

Graines de semence, n.d.a.
Graine de lin
Graine de moutarde
Graine de colza
Fèves de soya
Graines, noix et amandes oléagineuses, n.d.a.
Produits de pépinière et de culture de serre et matières connexes
Caoutchouc et gommages semblables, naturels et gommages et résines naturelles
Produits bruts d'origine végétale, non comestibles (sauf tabacs, fibres et bois), n.d.a.

Matières en bois brut

Billes
Billots et bois ronds
Bois à pâte
Matières en bois brut, n.d.a.

Textiles et fibres connexes (y compris déchets)

Laine et poil fin d'animal pouvant être filés
Textiles et fibres connexes (y compris déchets),
n.d.a.

Minerais de métaux, concentrés, déchets de métaux et sous-produits (1re possibilité de classification)

Alumine et minerai de bauxite
Minerai, concentrés, matte et précipités de cuivre
Minerai de fer brut et concentrés calcinés, grillés ou traités
Minerai et concentrés de plomb
Minerai de manganèse
Minerai de nickel et de cuivre, matte ou speiss de nickel et de cuivre et concentrés de nickel
Minerai de titane
Minerai et concentrés de zinc
Minerais, concentrés et précipités, n.d.a.
Déchets de fer et d'acier
Déchets de métaux non ferreux et précieux
Scories, crasses et autres sous-produits

Charbon, pétrole brut et produits bruts connexes

Charbon bitumineux, sous-bitumineux et lignite
Charbon, n.d.a.
Pétrole brut, produits de tête et essence naturelle
Pétrole brut, canadien
Gaz naturel et autres substances bitumineuses brutes

List of Commodities—Continued

Marchandise—suite

CRUDE MATERIALS, INEDIBLE—Concluded

MATIÈRES BRUTES NON COMESTIBLES—fin:

Crude Non-metallic Minerals (Except Coal and Petroleum)

Asbestos, unmanufactured, crude and fibre
Bentonite
China clay
Dolomite
Clay and other crude refractory materials, n.e.s.
Sand and gravel
Limestone
Crushed stone, incl. stone refuse (exc. limestone flux and crushed limestone)
Stone, crude, n.e.s.
Water and ice
Barytes, natural
Fluorspar
Gypsum
Phosphate rock
Salt
Sulphur in ores, crude and refined (exc. pharmaceutical grade)
Crude non-metallic minerals (except coal and petroleum), n.e.s.

Minéraux bruts non métalliques (sauf charbon et pétrole)

Amiante, non fabriqué, brut et en fibres
Bentonite
Kaolin
Dolomite
Argile et autres matières réfractaires brutes, n.d.a.
Sable et gravier
Pierre à chaux
Pierre concassée, y compris rebuts de pierre (non compris castine et pierre à chaux concassée)
Pierre brute, n.d.a.
Eau et glace
Barytine, naturelle
Fluorine
Gypse
Roche phosphatée
Sel
Soufre dans les minerais, brut ou raffiné (sauf qualité pharmaceutique)
Minéraux bruts non métalliques (sauf charbon et pétrole), n.d.a.

Waste and Scrap Materials, n.e.s.

Cotton and textile rags and waste
Hogged fuel (wood)
Waste and scrap materials, n.e.s.

Matières de rebut et déchets, n.d.a.

Chiffons et déchets de textile et de coton
Bois débité en copeaux (combustible)
Matières de rebut et de déchet, n.d.a.

FABRICATED MATERIALS, INEDIBLE

MATIÈRES TRAVAILLÉES, NON COMESTIBLES

Leather

Leather
Furs, dressed
Rubber fabricated materials

Cuir

Cuir
Fourrures apprêtées
Demi-produits en caoutchouc

Wood Fabricated Materials

Lumber and timber
Flooring
Railway ties
Shingles and shakes
Lath of wood
Other sawmill products, n.e.s.
Veneer, plywood and wood building boards
Cooperage stock and box, crate and package shook
Wood fabricated materials, n.e.s.

Demi-produits en bois

Bois d'oeuvre et bois de construction
Revêtements de parquetage
Traverses de voie ferrée
Bardeaux et bardeaux fendus
Latte de bois
Autres sciages, n.d.a.
Placage, contreplaqué et planches de construction
Demi-produits de tonnellerie et planchages à boîtes, cageots et emballages
Demi-produits en bois, n.d.a.

Pulp

Pulp

Pâte

Pâte

Paper and Paperboard

Newsprint paper
Paper, n.e.s.
Paperboard
Building paper and building board (exc. wood, plastic and gypsum board)
Wet machine board and converted paper

Papier et carton

Papier journal
Papier, n.d.a.
Carton
Plaques de construction, papier et carton (sauf planches en bois, en plastique ou en gypse)
Carton en pâte pressé et papier transformé

Textile Fabricated Materials

Cordage, twine and rope (exc. braided cords and threads)
Jute broad woven fabrics
Textile fabricated materials, n.e.s.

Ouvrages en matières textiles

Cordage, ficelle et corde (sauf cordes tressées et fils)
Tissus de jute larges
Ouvrages en matières textiles, n.d.a.

List of Commodities - Continued

FABRICATED MATERIALS, INEDIBLE - Continued:

Oils, Fats, Waxes, Extracts and Derivatives, Animal and Vegetable

- Animal oils and fats (exc. marine)
- Fish and marine animal oils
- Soyabean oil
- Vegetable oils and fats, exc. essential oils, n.e.s.
- Oils, fats, waxes, extracts and derivatives, animal and vegetable, n.e.s.

Chemicals and Related Products

- Sulphuric acid (incl. oleum)
- Metallic salts and peroxy salts, of inorganic acids
- Inorganic chemicals, n.e.s.
- Glycol
- Organic chemicals, n.e.s.
- Explosives, fuses and caps
- Potash
- Fertilizers and fertilizer materials, n.e.s.
- Agricultural chemicals, formulated (crop and seed treatments and herbicides); other insecticides and rodenticides; and adhesives
- Synthetic rubber (incl. rubber compounds and reclaimed rubber)
- Plastic materials, not shaped, and plastics basic shapes and forms
- Dyestuffs (exc. dyeing extracts); pigments, lakes and toners (exc. those in chemicals); and paints and related products
- Chemical specialties, industrial, n.e.s.

Petroleum and Coal Products

- Gasoline
- Fuel oil
- Lubricating oils and greases
- Coke of petroleum and coal
- Asphalts and road oils
- Coal tar and coal pitch
- Petroleum and coal products, n.e.s.

Iron and Steel and Alloys

- Ferro-alloys
- Pig iron
- Primary iron and steel, n.e.s.
- Castings and forgings (exc. pipes and fittings)
- Bars and rods, steel
- Plate, sheet and strip, steel
- Structural shapes and sheet piling
- Rails and railway track material
- Pipes and tubes, iron and steel (exc. fittings and finished electrical conduit and tubing)

Wire (incl. wire rope)

Non-Ferrous Metals

- Aluminum (including alloys)
- Copper and alloys
- Lead and alloys
- Nickel and alloys
- Zinc and alloys
- Non-ferrous metals, n.e.s.

Marchandise - suite

MATIÈRES TRAVAILLÉES, NON COMESTIBLES - suite:

Huiles, matières grasses, cires, extraits et dérivés d'origine animale et végétale

- Huiles et matières grasses d'origine animale (sauf marine)
- Huiles de poissons et d'animaux marins
- Huile de soya
- Huiles et matières grasses végétales, sauf huiles essentielles, n.d.a.
- Huiles, matières grasses, cires, extraits et dérivés d'origine animale et végétale, n.d.a.

Produits chimiques et produits connexes

- Acide sulfurique (y compris oleum)
- Sels métalliques et persels d'acides inorganiques
- Produits chimiques inorganiques, n.d.a.
- Glycol
- Produits chimiques organiques, n.d.a.
- Explosifs, mèches et amorces
- Muriate de potassium (potasse)
- Engrais et matières fertilisantes, n.d.a.
- Produits chimiques agricoles, formulés (produits pour cultures et semences et herbicides); autres insecticides et rodenticides; et adhésifs
- Caoutchouc synthétique (y compris composés de caoutchouc et caoutchouc régénéré)
- Matières plastiques non façonnées et formes élémentaires de matières plastiques
- Matières colorantes (sauf extraits colorants); pigments, laques et tonifiants (sauf ceux des produits chimiques); et peintures et produits connexes
- Produits chimiques industriels, spéciaux, n.d.a.

Dérivés du pétrole et du charbon

- Essence
- Mazout
- Graisses et huiles lubrifiantes
- Coke de pétrole et de charbon
- Asphalte et bitume liquide
- Goudron et brai de houille
- Dérivés du pétrole et du charbon, n.d.a.

Fer et acier et alliages

- Ferro-alliages
- Fonte brute
- Acier et fer primaire, n.d.a.
- Pièces moulées et forgées (sauf tuyaux et raccords)
- Barres et tiges en acier
- Tôle, feuilles et feuillards en acier
- Profilés de construction et palplanches
- Rails et matériel de voie ferrée
- Tuyaux et tubes en fer et en acier (sauf les raccords, les tubes et les conduits électriques finis)
- Fil métallique (y compris cordage)

Métaux non ferreux

- Aluminium (y compris alliages)
- Cuivre et alliages
- Plomb et alliages
- Nickel et alliages
- Zinc et alliages
- Métaux non ferreux, n.d.a.

List of Commodities - Concluded

FABRICATED MATERIALS, INEDIBLE - Concluded:

Metal Fabricated Basic Products

Metal fabricated basic products

Non-metallic Mineral Basic Products

Building brick, clay
Drain tiles, sewer pipes and fittings
Bricks, tiles (clay) and refractories, n.e.s.

Glass basic products
Asbestos and asbestos-cement basic products
Cement
Cement and concrete basic products, n.e.s.
Lime
Non-metallic mineral basic products, n.e.s.

Miscellaneous Fabricated Materials

Miscellaneous fabricated materials

END PRODUCTS, INEDIBLE

Machinery

Tractors
Machinery, n.e.s.

Transportation and Communication Equipment

Railway rolling stock
Passenger automobiles and chassis
Buses and chassis
Trucks, truck chassis and truck tractors, commercial
Military motor vehicles and trailers (exc. tanks)

Motor vehicle engines, accessories, parts and assemblies
Road motor vehicles, n.e.s.
Ships and boats: aircraft: and miscellaneous vehicles (incl. parts and accessories)
Rubber tires and tubes

Equipment

Equipment

Personal and Household Goods

Personal and household goods

Miscellaneous

Firearms, weapons and ammunition
Containers and closures
Miscellaneous end products, inedible, n.e.s.
General Cargo

Marchandise - fin

MATIÈRES TRAVAILLÉES, NON COMESTIBLES - fin:

Ouvrages de base en métal

Ouvrages de base en métal

Produits minéraux non métalliques de base

Briques à bâtir en argile
Tuiles de drainage, tuyaux d'égout et raccords
Briques, tuiles (argile) et matières réfractaires, n.d.a.
Ouvrages de base en verre
Produits de base en amiante et en amiante-ciment
Ciment
Produits de base en ciment et en béton, n.d.a.
Chaux
Produits minéraux non métalliques de base, n.d.a.

Divers ouvrages

Divers ouvrages

PRODUITS TERMINAUX NON COMESTIBLES

Machinerie

Tracteurs
Machinerie, n.d.a.

Matériel de transport et de communications

Matériel roulant de chemin de fer
Voitures particulières et châssis
Autobus et châssis
Camions, châssis de camion et tracteurs, commerciaux
Véhicules militaires, etc., sauf chars d'assaut (canaux seulement)
Moteurs, accessoires, pièces et pièces assemblées pour véhicules automobiles
Véhicules automobiles pour routes, n.d.a.
Navires et bateaux; avions; et divers véhicules (y compris pièces et accessoires)
Pneus et chambres à air en caoutchouc

Matériel


Matériel

Articles de soins personnels et articles ménagers

Articles de soins personnels et articles de ménage

Divers

Armes à feu, armes et munitions
Conteneurs et fermetures
Divers produits terminaux non comestibles, n.d.a.
Marchandises diverses





Bulletins publiés par la
Division des transports et des services d'utilité
publique traitant les
TRANSPORT PAR EAU

Numéro de
catalogue

Périodiques

- 54-001 Statistique sommaire des canaux – avril à décembre, M., Bil.
54-002 *Shipping Statistics*, M., Angl.

Annuels

- 54-201 *Canal Statistics*, Angl.
54-202 Transport maritime: Partie I, Transport maritime international (par pays), Bil.
54-203 Transport maritime: Partie II, Transport maritime international (par port), Bil.
54-204 Transport maritime: Partie III, Navigation nationale, Bil.
54-205 *Water Transportation*, Angl.
54-206 Transport maritime: Partie IV, Origine et destination pour certains ports, Bil.
54-207 Transport maritime: Partie V, Origine et destination de certaines marchandises, Bil.

M. – Mensuel

Angl. – Anglais

Bil. – Bilingue

Outre les publications ci-dessus énumérées, Statistique Canada publie une grande variété de rapports statistiques sur le Canada tant dans le domaine économique que social. On peut se procurer gratuitement un catalogue complet des publications courantes à Statistique Canada, Ottawa (Canada), K1A 0T6.



1010702947

Reports Published by the
Transportation and Public Utilities Division
dealing with

WATER TRANSPORT

Catalogue
number

Periodical

- 54-001 Summary of Canal Statistics – April to December, M., Bil.
54-002 Shipping Statistics, M., E.

Annual

- 54-201 Canal Statistics, E.
54-202 Shipping Report: Part I, International Seaborne Shipping (by Country), Bil.
54-203 Shipping Report: Part II, International Seaborne Shipping (by Port), Bil.
54-204 Shipping Report: Part III, Coastwise Shipping, Bil.
54-205 Water Transportation, E.
54-206 Shipping Report: Part IV, Origin and Destination for Selected Ports, Bil.
54-207 Shipping Report: Part V, Origin and Destination for Selected Commodities, Bil.

M. – Monthly

E. – English

Bil. – Bilingual

In addition to the selected publications listed above, Statistics Canada publishes a wide range of statistical reports on Canadian economic and social affairs. A comprehensive catalogue of all current publications is available free on request from Statistics Canada, Ottawa (Canada), K1A 0T6.