

# Shipping report

PART III  
Coastwise shipping


1973




# Transport maritime

PARTIE III  
Navigation nationale

1973





STATISTICS CANADA — STATISTIQUE CANADA  
Transportation and Communications Division — Division des transports et des communications  
Water Transport Section — Section du transport par eau

## SHIPPING REPORT

### PART III

Coastwise Shipping

---

## TRANSPORT MARITIME

### PARTIE III

Navigation nationale

1973

*Published by Authority of*  
The Minister of Industry, Trade and Commerce

---


*Publication autorisée par*  
le ministre de l'Industrie et du Commerce

September - 1975 - Septembre  
5-3510-536

Price—Prix: \$1.40

Statistics Canada should be credited when republishing all or any part of this document  
Reproduction autorisée sous réserve d'indication de la source: Statistique Canada

Information Canada  
Ottawa



## TABLE OF CONTENTS

Tables 1 to 5 – See Shipping Report: Part I

Tables 6 to 10 – See Shipping Report: Part II

	Page
Introduction .....	v
Table	
11. Cargoes Handled at Canadian Ports in Coastwise Shipping .....	1
12. Cargoes Loaded at Canadian Ports in Coastwise Shipping, by Commodity and Geographic Area .....	53
13. Cargoes Unloaded at Canadian Ports in Coastwise Shipping, by commodity and Geographic Area .....	56
14. Vessel Arrivals and Departures in Coastwise Shipping, by Port .....	59
15. Vessels Departed from Canadian Ports in Coastwise Shipping, by Rig and Size ...	71
16. Tugs Departed from Canadian Ports in Coastwise Shipping .....	73
17. Tonnage of Cargo Loaded and Unloaded at Canadian Ports in Inter-and Intra-Provincial Trade by Province .....	76
18. Cargo Loaded and Unloaded in Coastwise Shipping by Vessels of Foreign Registry, with Number of Departures and Arrivals and Registered Net Tonnage, excluding Vessels in Ballast .....	76
Appendix	
A. Number and Registered Net Tonnage of, and Tons of Cargo Unloaded and Loaded by, Vessels Arrived at and Departed from Canadian Ports in Coastwise Shipping 1944-1973 .....	77
B. List of Canadian Ports .....	79
C. List of Commodities .....	81

## TABLE DES MATIÈRES

Tableaux 1 à 5 – Voir Transport Maritime: Partie I

Tableaux 6 à 10 – Voir Transport Maritime: Partie II

	Page
Introduction .....	v
Tableau	
11. Marchandises manutentionnées dans les ports canadiens, en cabotage national .....	1
12. Marchandises chargées dans les ports canadiens en cabotage national, par marchandise et région géographique .....	53
13. Marchandises déchargées dans les ports canadiens en cabotage national, par marchandise et région géographique .....	56
14. Arrivées et départs de navires en cabotage national, par port .....	59
15. Navires en provenance de ports canadiens en cabotage national, suivant le gréement et la dimension .....	71
16. Remorqueurs en provenance de ports canadiens, en cabotage national, par port .....	73
17. Commerce provincial et interprovincial: marchandises (en tonnes) embarquées et débarquées, par province .....	76
18. Navigation nationale: marchandises embarquées et débarquées par les navires immatriculés à l'étranger, nombre de navires entrés et sortis et jauge nette au registre, à l'exclusion des navires sur lest .....	76
Appendice	
A. Navigation nationale: nombre des navires entrés et sortis et leur jauge nette au registre, et marchandises embarquées et débarquées (en tonnes) 1944-1973 .....	77
B. Liste des ports canadiens .....	79
C. Liste des marchandises .....	81

### SYMBOLS

The following standard symbols are used in Statistics Canada publications:

- . . figures not available.
- . . . figures not appropriate or not applicable.
- nil or zero.
- - amount too small to be expressed.
- P preliminary figures.
- † revised figures.
- x confidential to meet secrecy requirements of the Statistics Act.

### SIGNES CONVENTIONNELS

Les signes conventionnels suivants sont employés uniformément dans les publications de Statistique Canada:

- . . nombres indisponibles.
- . . . n'ayant pas lieu de figurer.
- néant ou zéro.
- - nombres infimes.
- P nombres provisoires.
- † nombres rectifiés.
- x confidentiel en vertu des dispositions de la Loi sur la statistique relatives au secret.

## INTRODUCTION

This publication presents statistics on the commodity and vessel traffic between Canadian ports.

### Cautionary Note

The statistics contained in this report should be used with due allowance for their limitations. In general, the figures are somewhat understated both in total and for specific commodities. Technological and other changes can distort year-to-year comparisons. For example, introduction of containerization causes an apparent drop in shipments of the commodity concerned, simply because the contents of containers are not reported. Some respondents consider the term "general cargo" to be synonymous with "miscellaneous"; consequently, general cargo figures tend to be inflated, and data for individual commodities may be somewhat lower than actual. Finally, response to the survey is known to be incomplete.

Solutions to these and other problems are being sought. As improvements are made, their effect on published information will be noted in this space.

### Source

Shipping statistics are compiled from reports completed by operators or agents of vessels entering and leaving Canadian ports. Reports are not required for naval or fishing vessels, and craft of less than fifteen registered net tons. Customs officials act as agents for Statistics Canada by collecting forms at customs ports; returns for non-customs ports are forwarded through the nearest customs office. Operating data are collected for vessels calling at coastal and Great Lakes returns for non-customs ports are forwarded through the nearest customs office. Operating data are collected for vessels calling at coastal and Great Lakes ports, but regions such as Lake Winnipeg and the MacKenzie River are not included in the survey.

### Treatment of Data

Only data relating to those vessels which are engaged in port-to-port transportation of goods and/or passengers for compensation have been included; all intra-port movements have been excluded.

The term "international seaborne shipping" is used for vessels classed as being in foreign service, that is when (1) the vessel arrives from or departs for a foreign port; or (2) cargo is loaded for or unloaded from a foreign port; or (3) the registry of the vessel is

La présente publication contient la statistique du trafic marchandises et du mouvement des navires entre les ports canadiens.

### Mise en garde

Il y a lieu de tenir compte des limitations des statistiques publiées ici lors de leur utilisation. De façon générale, les chiffres sont quelque peu sous-estimés tant en ce qui a trait aux totaux qu'en ce qui concerne les marchandises particulières. Les changements technologiques et autres peuvent fausser les comparaisons d'une année à l'autre. Par exemple, la conteneurisation se traduit par une chute apparente des expéditions de la marchandise concernée, pour la simple raison que le contenu des conteneurs n'est pas indiqué. Certains enquêtés jugent que "marchandises diverses" est synonyme de "divers"; par conséquent, les chiffres relatifs aux marchandises diverses tendent à être exagérés, et les données concernant les marchandises individuelles peuvent être quelque peu sous-estimées. Enfin, on sait que la réponse à l'enquête est incomplète.

Nous cherchons des solutions à ces problèmes et aux autres problèmes qui peuvent se poser. Au fur et à mesure que des améliorations se réaliseront, nous en indiquerons ici l'effet sur les renseignements publiés.

### Source

Les statistiques sur la navigation sont établies d'après les données fournies par le personnel ou les agents des navires qui entrent dans les ports canadiens ou qui en sortent. Aucune déclaration n'est requise des navires de forces navales, des bateaux de pêche, ni d'embarcations jaugeant moins de quinze tonnes nettes. Les douaniers agissent à titre d'agents de Statistique Canada et recueillent les formules aux ports douaniers; les déclarations pour les ports non douaniers sont acheminées au bureau douanier le plus proche. Les données d'exploitation sont recueillies pour les navires faisant escale aux ports côtiers et des Grands Lacs, mais certains endroits, comme le lac Winnipeg et le fleuve MacKenzie ne sont pas compris dans le champ de l'enquête.

### Traitement des données

Seules les données qui se rapportent aux navires effectuant le transport d'un port à l'autre, de marchandises et de passagers payants, sont indiquées ici; on n'a pas tenu compte des mouvements dont le lieu de départ et d'arrivée est le même port.

L'expression "navigation maritime internationale" englobe trois catégories de bâtiments ou de cargaisons: (1) les navires en provenance ou à destination d'un port étranger, (2) les cargaisons embarquées ou débarquées qui sont destinées à des pays étrangers ou qui en proviennent, (3)

other than Canadian or British Commonwealth (even though the vessel may have sailed between two Canadian ports).

A vessel is classed as being in coasting service if (1) it is of Canadian or British Commonwealth registry, sails between two Canadian ports, and loads or unloads no foreign freight; or if (2) it is of foreign registry, but is granted a waiver to engage in coasting service.

Beginning the count of vessel arrivals and departures on January 1 and ending it on December 31 can cause a disparity in the total number arrived and departed. Vessels entering a port at the end of a year and clearing it the following January would only be counted as an arrival or departure for that year when the movement occurred. In addition, an entry into a port can be an international voyage, whereas the departure can be in coasting service; the reverse situation also applies.

A vessel is considered arriving or departing "in ballast" if cargo is neither unloaded nor loaded at a port, regardless of the amount of in transit cargo that may be on board at the time.

A point to be kept in mind when considering coastwise shipping is that cargo loaded in one navigational season but not discharged until the following season is recorded in the following year's annual report only. This applies particularly to grain movements where loadings are performed in the fall of one year and unloaded in the spring of the following year.

The term "general cargo" in this publication refers only to commodities which were not specifically identified in shipping reports; it is not intended to indicate any distinction between bulk and other commodities. Containerized freight is considered as general cargo in domestic trade.

The letters "n.e.s." found in the commodity listing mean "not elsewhere specified".

Some ports frequently engage in "lightering"; in cases where cargo is loaded or unloaded in the harbour rather than at a dock or wharf, the tonnage is included with the port totals. Where trans-shipments are made outside a harbour, or at mid-stream, the cargo handled is treated as a loading or unloading at the nearest port. Ports which have handled lightered commodities include Botwood, Goose Bay, Charlottetown, Bathurst, Campbellton, Chatham, Bic Anchorage, Rimouski, Chicoutimi, Trois-Rivières, Varennes and Rivière-du-Loup.

All volume data are presented in tons of 2,000 pounds.

les navires immatriculés ailleurs qu'au Canada ou que dans un pays du Commonwealth (même si le navire a navigué entre deux ports canadiens).

La "navigation nationale" englobe: (1) les navires immatriculés au Canada ou dans un pays du Commonwealth qui naviguent entre deux ports canadiens sans embarquer ni débarquer de fret étranger; et (2) les navires immatriculés ailleurs, mais qui détiennent un permis de cabotage.

Le fait que la période de référence est l'année civile peut aussi expliquer les différences existant parfois entre le nombre total de navires entrés et le nombre total de navires sortis. Les navires qui entrent dans un port à la fin de l'année et qui n'en sortent qu'en janvier de l'année suivante ne sont comptés que comme une entrée ou une sortie pour l'année durant laquelle le mouvement s'est produit. De plus, l'arrivée et le départ d'un navire peuvent très bien entrer, la première, dans la catégorie de la "navigation internationale" et, le second, dans celle de la "navigation nationale", ou vice versa.

Un navire est considéré entré ou sorti, "sur lest" si la cargaison n'est ni embarquée ni débarquée à un port, nonobstant la quantité de marchandises en transit qui se trouve à bord.

Un point à noter lorsqu'il est question de cabotage est que les marchandises chargées pendant une saison de navigation, mais non déchargées avant la saison suivante, ne sont prises en compte que dans le rapport statistique annuel de l'année qui suit. Tel est le cas notamment des céréales transportées, les chargements ayant lieu à l'automne et les déchargements, au printemps de l'année suivante.

L'expression "Marchandises diverses" s'applique, dans la présente publication, uniquement aux marchandises qu'on n'a pas dénommées avec précision dans les questionnaires; on ne fait pas de distinction entre les marchandises en vrac et les autres marchandises. Pour le cabotage national, le fret conteneurisé est considéré comme marchandises diverses.

Les lettres "n.d.a." dans la liste des marchandises signifient "non dénommé ailleurs".

Dans certains ports, les marchandises sont fréquemment embarquées ou débarquées "par allège" plutôt qu'à un dock ou un quai; le tonnage est alors compris dans le tonnage total du port. Dans le cas de transbordements à l'extérieur d'un port, ou au milieu du courant, l'embarquement ou le débarquement est compté pour le port le plus proche. Les ports de Botwood, Goose Bay, Charlottetown, Bathurst, Campbellton, Chatham, Rimouski, Chicoutimi, Trois-Rivières, Varennes et Rivière-du-Loup ont procédé à l'embarquement et au débarquement de marchandises "par allège".

Toutes les données pondérales sont présentées en tonnes de 2,000 livres.



Appendix A is a table which summarizes the number and registered net tonnage of and tons of cargo unloaded and loaded by vessels arrived at and departed from Canadian ports in coastwise shipping over a period of years.

Appendix B lists the Canadian ports for which shipping data are tabulated separately, and is derived from the names assigned to the areas of loading or unloading by the respondents. Appendix C consists of a commodity list, based on the *Standard Commodity Classification Manual* published by Statistics Canada, into which all cargo types are grouped; reference to this appendix will enable users to obtain a complete description of those commodities which have been necessarily abbreviated in the tables.

### STATISTICAL ANALYSIS

Cargoes handled at Canadian ports in coastwise shipping decreased from a total of 121,973,188 tons in 1972 to 121,946,588 tons in 1973, a loss of 1.0%. Increases were registered in goods handled in all provinces except Quebec and Ontario.

Newfoundland's ports handled slightly more cargo in 1973. The total traffic increased from 4,075,548 tons in 1972 to 4,292,519 tons in 1973, a gain of 5.0%. Increases at such ports as Holyrood (334,034 tons to 453,320 tons), Port aux Basques (521,744 tons to 542,956 tons), St. John's (967,995 tons to 1,089,158 tons) and Stephenville (423,023 tons to 440,514 tons) were partially offset by decreases at Goose Bay (304,013 tons to 220,830 tons), and other ports to a lesser extent. Coastwise traffic at Corner Brook, which registered a decrease in 1972, lost again in 1973, from 391,100 tons to 331,118 tons.

Coastwise traffic to and from Prince Edward Island's ports increased from 544,338 tons to 735,692 tons, a gain of 31.5%. Shipments at Charlottetown and Souris were up to 181,938 tons and 6,969 tons respectively but cargoes handled at Summerside decreased slightly. Increased shipments of gasoline and fuel oil made up most of the increase (172,299 tons of it) at Charlottetown.

Total cargoes shipped from Nova Scotia's ports increased from 6,127,668 tons to 7,580,108 tons, up 23.7% during 1973. A large increase in domestic shipping at Halifax was recorded, 2,596,197 tons to 3,519,203 tons. Port Hawkesbury also showed an increase in 1973, 873,734 tons to 1,276,166 tons. Smaller changes were shown at other ports.

L'annexe A renferme un tableau qui présente, outre le nombre et le tonnage net de jauge enregistré des navires en entrée et en sortie dans les ports canadiens en cabotage, le nombre de tonnes de marchandises déchargées et chargées par ces navires pendant un certain nombre d'années.

L'Appendice B comprend la liste des ports canadiens pour lesquels on calcule séparément les statistiques sur la navigation. Cette liste est établie en fonction des zones d'embarquement et de débarquement indiquées par les déclarants. L'Appendice C présente la liste des marchandises, basée sur le *Standard Commodity Classification Manual* publié par Statistique Canada et dans lequel sont énumérés tous les genres de marchandises; les utilisateurs désireux de connaître la description complète des marchandises — qu'il nous a fallu nécessairement abréger dans les tableaux — feraient bien de consulter cette liste.

### ANALYSE STATISTIQUE

Les marchandises manutentionnées dans les ports canadiens en cabotage sont passées du total de 121,973,188 tonnes en 1972 à 121,946,588 tonnes en 1973, soit une diminution de 1.0%. Toutes les provinces ont fait ressortir une progression à cet égard à l'exception des provinces de Québec et Ontario.

Les ports de Terre-Neuve ont manutentionné un peu plus de marchandises en 1973. Le trafic total a augmenté de 5.0%, passant de 4,075,548 tonnes en 1972 à 4,292,519 tonnes en 1973. Les progressions observées dans des ports comme Holyrood (de 334,034, à 453,320 tonnes), Port aux Basques (de 521,744 à 542,956 tonnes), Saint-Jean (de 967,995 à 1,089,158 tonnes) et Stephenville (de 423,023 à 440,514 tonnes) ont été en partie effacées par un fléchissement à Goose Bay (de 304,013 à 220,830 tonnes) ainsi que dans d'autres ports, où la baisse a été cependant de moindre importance. À Corner Brook, le trafic en cabotage a diminué en 1973 comme en 1972; le nombre de tonnes manutentionnées est tombé en 1973 de 391,100 à 331,118 tonnes.

Le trafic en cabotage à destination et en provenance des ports de l'Île-du-Prince-Édouard a augmenté de 35.1% passant de 544,338 à 735,692 tonnes. À Charlottetown et Souris, les marchandises ont progressé respectivement de 181,938 tonnes et de 6,969 tonnes; à Summerside, les cargaisons manutentionnées ont légèrement diminué. Un accroissement des expéditions d'essence et de mazout explique en majeure partie la hausse (172,299 sur 181,938 tonnes) observés à Charlottetown.

Le volume total de marchandises expédiées depuis les ports de la Nouvelle-Écosse s'est accru de 23.7% en 1973, passant de 6,127,668 à 7,580,108 tonnes. Une importante augmentation du volume de la navigation nationale ou intérieure a été enregistrée à Halifax (de 2,596,197 à 3,519,203 tonnes). Port Hawkesbury a également connu une progression en 1973, le trafic y grimpa de 873,734 à 1,276,166 tonnes. Les autres ports ont présenté une variation moindre.

New Brunswick's domestic shipping trade rose again in 1973 producing a new all-time high 3,232,248 tons. This was a 2.6% increase from 1972's record. Small increases or decreases were divided almost equally among New Brunswick's ports except for Saint John, where shipping increased from 1,952,083 tons to 2,203,811 tons. When considering the volume of traffic handled in domestic shipping, the next largest of New Brunswick's ports, Newcastle, increased cargoes handled from 260,113 tons to 299,330 tons.

At Quebec's ports the volume of traffic in domestic shipping decreased for the second year, going down from 35,267,414 tons in 1972 to 33,650,072 tons in 1973, a loss of 4.6%. Decreases at large volume ports like Montreal (10,024,097 tons to 9,820,588 tons), Port Cartier (2,843,216 tons to 1,835,635 tons) and Sorel (3,032,662 tons to 2,784,200 tons) were only partially offset by increases at such ports as Havre-St. Pierre (1,687,678 tons to 2,224,290 tons), Contrecoeur (170,272 tons to 673,924 tons) and the combined ports of Sept-Iles and Pointe-Noire (4,152,911 tons to 4,347,664 tons), leaving the provincial total with a net loss.

Ontario's ports also showed a decrease in cargoes handled in domestic shipping, down from 44,294,214 tons in 1972 to 42,549,965 tons in 1973, or a 3.9% loss. Although small changes in the amount of traffic occurred at all of the province's ports between 1972 and 1973 the significant differences were at Thunder Bay, Hamilton and Sarnia. Thunder Bay's traffic was down 2,593,949 tons and Hamilton's and Sarnia's up 863,502 tons and 354,585 tons respectively.

Shipments from Churchill, Manitoba, were down again in 1973. In 1970 domestic cargoes handled totalled 24,109 tons. In 1971 they declined to 17,514 tons. In 1972 another decline brought the amount shipped to 14,568 tons. Again in 1973, the total of cargoes loaded and unloaded slipped to 11,952 tons a 18.0% loss during that year. At ports in the Northwest Territories a decline also occurred, from a total of 108,153 tons to 96,354 tons, or a loss of 10.9%.

A decline in west coast shipping which occurred following the 1969 total of 42,073,944 tons, halted in 1973. Shipments during the year increased by 4.9% from 28,391,606 tons to 29,798,676 tons, the total for British Columbia's ports. As far as affecting this total the changes in shipping at the province's many smaller ports, either increases or decreases, had only a minimal effect on the total. Ports whose traffic was reported to exceed one million tons of cargo are listed below.

La navigation intérieure a encore augmenté en 1973 au Nouveau-Brunswick et un nouveau sommet a été enregistré, soit 3,232,248 tonnes. Il s'agit là d'une augmentation de 2.6% par rapport au niveau record de 1972. De petites augmentations ou diminutions se sont réparties à peu près également entre les divers ports du Nouveau-Brunswick, à l'exception de celui de Saint-Jean, où le trafic a grimpé de 1,952,083 à 2,203,811 tonnes. Si l'on considère le volume du trafic manutentionné en navigation nationale ou intérieure, le port du Nouveau-Brunswick qui suit en importance, soit Newcastle, a vu la quantité de marchandises manutentionnées à ses quais, passer de 260,113 à 299,330 tonnes.

Dans les ports du Québec, le volume du trafic en navigation intérieure a diminué une deuxième année, tombant de 35,267,414 tonnes en 1972 à 33,650,072 tonnes en 1973, un fléchissement de 4.6%. Les diminutions observées dans des ports de grande manutention comme ceux de Montréal (de 10,024,097 à 9,820,588 tonnes), de Port-Cartier (de 2,843,216 à 1,835,635 tonnes) et de Sorel (de 3,032,662 à 2,784,200 tonnes) n'ont été qu'en partie compensées par les hausses enregistrées dans des ports comme Havre-St-Pierre (de 1,687,678 à 2,224,290 tonnes), Contrecoeur (de 170,272 à 673,924 tonnes) et les ports combinés de Sept-Îles et de Pointe-Noire (de 4,152,911 à 4,347,664 tonnes), et il y a eu diminution nette pour l'ensemble de la province.

Les ports de l'Ontario ont également fait apparaître une baisse du volume de marchandises manutentionnées en navigation nationale ou intérieure, qui est passé de 44,294,214 tonnes en 1972 à 42,549,965 tonnes en 1973, un fléchissement de 3.9%. Bien que de petites variations du volume du trafic aient pu être observées dans tous les ports de la province de 1972 à 1973, les mouvements d'importance ont eu lieu à Thunder Bay, Hamilton et Sarnia. À Thunder Bay, le trafic a diminué de 2,593,949 tonnes; par contre, à Hamilton et à Sarnia, il a augmenté respectivement de 863,502 tonnes et de 354,585 tonnes.

À Churchill au Manitoba, les marchandises manutentionnées ont accusé une nouvelle baisse en 1973. En 1970, le volume en navigation intérieure s'était chiffré au total à 24,109 tonnes. Il est tombé à 17,514 tonnes en 1971 et à 14,568 tonnes en 1972. En 1973, il y a encore eu diminution globale des marchandises chargées et déchargées; on a compté 11,952 tonnes, ce qui représente une baisse de 18.0%. On a également observé un recul dans les ports des Territoires du Nord-Ouest, où le volume a diminué de 10.9%, passant de 108,153 à 96,354 tonnes.

Le fléchissement du cabotage sur le littoral ouest qui s'est produit depuis 1969, année où on a compté 42,073,944 tonnes au total, a cessé en 1973. Cette année-là, les expéditions ont augmenté de 4.9%, passant de 28,391,606 à 29,798,676 tonnes, ce qui représente le total pour les ports de la Colombie-Britannique. Les variations du volume du trafic dans les nombreux petits ports de la province, qu'il s'agisse d'augmentations ou de diminutions, n'ont que très peu influé sur le total. Les ports pour lesquels on a déclaré un trafic de plus d'un million de tonnes sont énumérés ci-après.

## Total cargo loaded and unloaded

## Ensemble des marchandises chargées et déchargées

	1972	1973
	tons (lb. - 2,000 - liv.) tonnes	
Britannia Beach . . . . .	1,673,277	2,069,868
Campbell River . . . . .	1,484,572	1,383,095
New Westminster . . . . .	1,940,357	2,381,711
Powell River . . . . .	1,369,980	1,325,541
Vancouver . . . . .	7,620,687	7,957,417
<b>Selected Ports - Total - Ports choisis . . . . .</b>	<b>14,088,873</b>	<b>15,117,632</b>
<b>British Columbia - Total - Colombie-Britannique</b>	<b>28,391,606</b>	<b>29,798,676</b>

A breakdown of commodities by each of the three Canadian shipping regions, Atlantic, Great Lakes and Pacific, is presented for loadings and unloadings in Tables 12 and 13 respectively. Commodities which feature significantly in domestic trade, but which are not selected to appear in Part V of the **Shipping Report**, show the following changes between 1972 and 1973 in tons loaded: barley, 3,820,357 down to 2,402,693 tons; logs, 5,556,657 up to 5,957,147 tons; sand and gravel, 2,323,303 up to 3,080,552 tons; limestone, 2,349,357 up to 2,689,651 tons; salt, 1,664,865 up to 1,685,495 tons and gasoline, 4,074,670 up to 4,078,149 tons.

A total of 116,510 vessel arrivals and departures was reported in 1973, a 7.9% decrease from the 126,505 total accounted for in 1972. The registered net tonnage for these vessels was 179,763,259 tons (184,361,807 tons in 1972) which average out at 1,543 tons per vessel, a 5.9% increase from 1972's average of 1,457 registered net tons. This bears out the same trend observed in ships transporting goods destined for foreign countries - i.e., the use of larger ships. Vancouver, as Canada's busiest port in the transfer of domestic goods, recorded 17,265 departures. Its nearest competitor was New Westminster with 4,430 arrivals and departures.

In 1973 there was an increase of 13.2% in cargo tons handled in coastwise shipping by vessels of foreign registries, 6,221,850 tons of freight handled in 1972 compared to 7,232,810 tons in 1973. During both these years vessels of Bermudian registry transported the greatest number of cargo tons domestically, 1,831,564 tons in 1972 and 1,990,337 cargo tons in 1973.

Une ventilation des marchandises selon chacune des trois régions de navigation canadiennes, à savoir les régions de l'Atlantique, des Grands Lacs et du Pacifique, est présentée pour les chargements et les déchargements aux tableaux 12 et 13 respectivement. Les marchandises importantes du commerce intérieur qui ne figurent pas à la partie V de la publication **Transport maritime** ont présenté les variations suivantes de 1972 à 1973 pour ce qui est des tonnes chargées: orge, de 3,810,357 à 2,402,693 tonnes (baisse); billes de 5,556,657 à 5,957,147 tonnes (hausse); sable et gravier, de 2,323,303 à 3,080,552 tonnes (hausse); pierre calcaire, de 2,349,357 à 2,689,651 tonnes (hausse); sel, de 1,664,865 à 1,685,495 tonnes (hausse); essence, de 4,074,670 à 4,078,149 tonnes (hausse).

Un total de 116,510 entrées et sorties de navires a été déclaré en 1973, soit une diminution de 7.9% par rapport aux 126,505 signalées en 1972. Le tonnage net de jauge enregistré de ces navires était de 179,763,259 tonnes, contre 184,361,807 tonnes en 1972; il s'agit là d'une moyenne de 1,543 tonnes par navire, soit 5.9% de plus qu'en 1972, où le tonnage net moyen de jauge était de 1,457 tonnes. On retrouve ici la tendance observée dans le cas des navires transportant des marchandises destinées à l'étranger, c'est-à-dire l'emploi de navires plus gros. Vancouver, le port le plus actif du Canada pour ce qui est de la navigation nationale ou intérieure, a enregistré 17,265 arrivées et départs de navires, devant New Westminster où on en a dénombré 4,430.

En 1973, il y a eu augmentation de 13.2% du nombre de tonnes de marchandises acheminées en cabotage par des navires immatriculés à l'étranger; on en a relevé 7,232,810 en 1973 comparativement à 6,221,850 en 1972. Pendant chacune de ces deux années, ce sont des navires immatriculés aux Bermudes qui ont transporté le plus grand nombre de tonnes de marchandises en navigation intérieure, soit 1,831,564 tonnes en 1972 et 1,990,337 tonnes en 1973.




TABLE 11. CARGOES HANDLED AT CANADIAN PORTS IN COASTWISE SHIPPING.

TABLÉAU 11. MARCHANDISES MANUTENTIONNÉES DANS LES PORTS CANADIENS, EN CABOTAGE NATIONAL.

PORT PORT	COMMODITY	TONS LOADED TONNES CHARGÉES	TONS UNLOADED TONNES DECHARGÉES	TOTAL TOTAL	MARCHANDISES
NEWFOUNDLAND / TERRE-NEUVE	CATTLE		40	40	BOVINS
	ARGENTIA				
	LIVE ANIMALS, NES	1	11	12	ANIMAUX VIVANTS, NDA
	MEAT, FRESH OR FROZEN	2	176	178	VIANDE, FRAICHE / CONG.
	MEAT, CURED		20	20	VIANDE FUMÉE OU SALÉE
	MEAT AND MEAT PREP. NES		55	55	VIANDES ET PREP. NDA
	FISH, FRESH OR FROZEN		10	10	POISSON, FRAIS OU CONG.
	FISH, SALTED OR CURED		20	20	POISSON, SALE DU FUME
	BUTTER	18		18	BEURRE
	CHEESE		25	25	FROMAGE
	MILK POWDER		28	28	LAIT EN POWDRE
	DAIRY PROD. EGGS, HONEY	35	276	311	PROD. LAIT., OEUFS, MIEL
	CEREALS UNMILLED, NES	11	7	18	CEREALES NON MOUL., NDA
	CORN MEAL AND FLOUR		101	101	SEMOULE, FARINE DE MAÏS
	MALT AND MALT FLOUR		28	28	MALT ET FARINE DE MALT
	WHEAT FLOUR	4	413	417	FARINE DE BLE
	CEREALS MILLED, NES	5		5	CEREALES MOULUES, NDA
	BAKERY PROD. INC. FROZEN	2		2	PROD. BOUL., PROD. CONG.
	MACARONI, CEREAL PRDD.	5	57	62	PÂTES ALIM. PROD. CEREAL
	FRESH FRUITS, BERRIES		33	33	FRUITS, BAIES FRAIS
	FRUITS, PREP. CANNED		50	50	FRUITS PREP. EN BOITE
	POTATOES		361	361	POMMES DE TERRE
	VEGETABLES, FRESH		46	46	LEGUMES, FRAIS
	VEGETABLE PREP. NES	5	48	53	PREP. DE LEGUMES NDA
	SUGAR, NES		1,107	1,107	SUCRE, NDA
	SUGAR PREPARATIONS	12		12	PREP. A BASE DE SUCRE
	SHORTENING		17	17	GRAISSE CULINAIRE
	MISC. FOOD PREP. NES	725	483	1,208	DIV. PREP. ALIM. NDA
	HAY, FORAGE, STRAW	18	259	277	FOIN, FOURRAGE, PAILLE
	GROUND CEREALS NES		45	45	CEREALES MOULUES NDA
	FEEDS, VEGETABLE ORIGIN	4		4	PROV. D'ORIGINE VEGETALE
	CONC. COMPLETE FEEDS	3	61	64	CONC., PROV. COMPLETES
	NON-ALCOHOLIC BEVERAGE	156		156	BOISSONS NON-ALCOOLIQ.
	ALE, BEER, STOUT, PORTER	257		257	ALE, BIÈRE, STOUT, PORTER
	CIGARETTES	1		1	CIGARETTES
	RAW HIDES AND SKINS	3		3	PEAUX ET CUIRS BRUT
	CRUDE ANIMAL PROD. NES		3	3	PR. BRUTS ORIG. ANIM. NDA
	RAPESEED	2		2	GRAINE DE COLZA
	LOGS, ROUND TIMBER	48		48	BILLOTS, BOIS ROND
	COAL, BITUMINEOUS	1	31	32	CHARBON BITUMINEUX
	DOLomite		50	50	DOLomite
	CLAY MATERIALS NES		96	96	MATIERES ARGIL. NDA
	SAND AND GRAVEL	5	80	85	SABLE ET GRAVIERS
	LIMESTONE		222	222	PIERRE CALCAIRE
	BARYTES, NATURAL		200	200	BARYTINE NATURELLE
	SALT	187	795	982	SEL
	WASTE AND SCRAP NES		31	31	DECHETS ET REBUTS NDA
	LUMBER AND TIMBER	254	416	670	BOIS OEUVRE ET CHARP.
	SHINGLES AND SHAKES	3	110	113	BARDEAUX, BARD. FACADE
	VENEER, PLYWOOD	29	122	151	PLACAGES, CONTRE-PLAQ.
	WOOD FAB. MATERIALS	13	35	48	DEMI-PRODUITS EN BOIS
	PAPER NES	4	55	59	PAPIER NDA
	PAPERBOARD	2		2	CARTON
	BLDG. PAPER AND BOARD	158	105	263	PLAQ. CONSTR., PAP/CART.
	CORDAGE, TWINE, ROPE	3		3	CORDAGE, FICELLE, CORDE
	TEXTILE FAB. MTL NES	14	36	50	OUVR. EN MAT. TEXT. NDA
	FISH, MARINE ANIMAL OIL		68	68	HUIL. DE POISSON, AN. MAR
	OILS, FATS, WAXES NES		50	50	HUIL. MAT. GRAS, CIRE NDA
	METALLIC SALTS		52	52	SELS METALLIQUES
	INORGANIC CHEMS. NES	9		9	PROD. CHIM. INDRG. NDA
	ORGANIC CHEMICALS NES	1		1	PROD. CHIM. ORG. NDA
	FERTILIZERS NES		161	161	ENGRAIS CHIMIQUE NDA
	PLASTIC MATERIALS		9	9	MATIERES PLASTIQUES
	DYESTUFF, PIGMENT, PAINT	31		31	MAT. COLOR. PIG. PEINTURE
	CHEM. SPECIALTIES NES	5	164	169	PROD. CHIM. SPECIAUX NDA
	GASOLINE	4		4	ESSENCE
	FUEL OIL	317	69	386	MAZOUT
	LUBRICATING OIL, GREASE	29	278	307	HUIL. GRAISSE LUBRIF.
	ASPHALTS, ROAD OILS		49	49	ASPHALTE, BITUME LIQ.
	PETROL. COAL PROD. NES	5	9	14	DERIVE PETR. CHARB. NDA
	PLATE & SHEET STEEL	10	5	15	TOLES, FEUILLES OACIER
	STRUCTURAL SHAPES	13		13	PROFILES DE CONSTRUCT.
	PIPES, TUBES: IRON, STEEL	11		11	TUYAUX, TUBES: FER, ACIER
	WIRE	6		6	FIL METALLIQUE
	METAL FAB. BASIC PROD.	324	27	351	OUVR. DE BASE EN METAL
	DRAIN TILES, PIPES	10		10	TUILES TUY. DE DRAINAGE
	ASBESTOS BASIC PRDD.		22	22	OUVR. DE BASE AMIANTE
	CEMENT	770	27	797	CIMENT
	CEMENT BASIC PROD.	3		3	OUVR. DE BASE CIMENT
	LIME		50	50	CHAUX
	NON-MET. MIN. BASIC PROD	44	103	147	PROD. MIN. NON-MET. BASE
	MISC. FABRICATED PROD.	19	11	30	OUVRAGES DIVERS

TABLE 11. CARGOES HANDLED AT CANADIAN PORTS IN COASTWISE SHIPPING.

TABLEAU 11. MARCHANDISES MANUTENTIONNEES DANS LES PORTS CANADIENS, EN CABOTAGE NATIONAL.

PORT PORT	COMMODITY	TONS LOADED TONNES CHARGEES	TONS UNLOADED TONNES DECHARGEES	TOTAL TOTAL	MARCHANDISES
ARGENTIA (CONTD. - SUITE)	TRACTORS		4	4	TRACTEURS
	MACHINERY NES	5	48	53	MACHINES NDA
	PASS.AUTOS AND CHASSIS		833	833	VOITURES PART.,CHASSIS
	TRUCKS AND CHASSIS		22	22	CAMIONS ET CHASSIS
	MOTOR VEHICLE ENGINES		37	39	MOTEURS DE VEH.AUTOM.
	ROAD MOTOR VEH. NES	2	109	140	VEH.AUTOM.ROUTIERS NDA
	SHIPS,AIRCRAFT,MIS.VEH	31	3	5	NAVIRES,AVIONS,VEH.DIV
	RUBBER TIRES AND TUBES	2	11	14	PNEUS, CHAMBRES A AIR
	EQUIPMENT MISC.	3	84	204	MATERIEL DIVERS
	PERSONAL,HSEHOLD GOODS	120	237	689	ART.PERS.ET MENAGERS
	FIREARMS,AMMUNITION	452	1	1	ARMES A FEU,MUNITIONS
	CONTAINERS,CLOSURES	1	328	679	CONTENEURS,FERMETURES
	MISC. END PRODUCTS NES	351	45	53	PRODUITS FINIS DIV.NDA
	GENERAL CARGO	8	131	1,483	MARCHANDISES DIVERSES
	PORT TOTAL	1,352	9,210 *	15,138 *	TOTAL DU PORT
	BAIE VERTE	MISC.FOOD PREP.NES		9	9
BLOG,PAPER AND BOARD			24	24	PLAQ.CONSTR.,PAP/CART.
GASOLINE			4,985	4,985	ESSENCE
FUEL OIL			29,011	29,011	MAZOUT
STRUCTURAL SHAPES				230	PROFILES DE CONSTRUCT.
MISC.FABRICATED PROD.			1	1	OUVRAGES DIVERS
TRACTORS			4	4	TRACTEURS
PERSONAL,HSEHOLD GOODS			4	4	ART.PERS.ET MENAGERS
GENERAL CARGO			22	22	MARCHANDISES DIVERSES
PORT TOTAL		*	34,290 *	34,290 *	TOTAL DU PORT
BAY ROBERTS		MEAT,FRESH OR FROZEN	1		1
	FISH,FRESH OR FROZEN		6	6	POISSON,FRAIS OU CONG.
	FISH,SALTED OR CURED		1	1	POISSON,SALE OU FUME
	VEGETABLES, FRESH	4	35	39	LEGUMES, FRAIS
	MISC.FOOD PREP.NES	6	13	19	DIV.PREP.ALIM.NDA
	SALT	2,900	2,900	5,800	SEL
	LUMBER AND TIMBER	12		12	BOIS DOEUVRE ET CHARP.
	BLDG,PAPER AND BOARD	26	4	30	PLAQ.CONSTR.,PAP/CART.
	CEMENT	6		6	CIMENT
	SHIPS,AIRCRAFT,MIS.VEH	13	2	15	NAVIRES,AVIONS,VEH.DIV
	PERSONAL,HSEHOLD GOODS	16	42	58	ART.PERS.ET MENAGERS
	CONTAINERS,CLOSURES	6		6	CONTENEURS,FERMETURES
	GENERAL CARGO	112	2	114	MARCHANDISES DIVERSES
PORT TOTAL	3,102 *	3,005 *	6,107 *	TOTAL DU PORT	
BELL ISLAND	GASOLINE		518	518	ESSENCE
	FUEL OIL		3,133	3,133	MAZOUT
	PORT TOTAL	*	3,651 *	3,651 *	TOTAL OU PORT
BOWTWOOD	GASOLINE		34,185	34,185	ESSENCE
	FUEL OIL		79,996	79,996	MAZOUT
	PORT TOTAL	*	114,181 *	114,181 *	TOTAL OU PORT
BURIN	MEAT,FRESH OR FROZEN		5	5	VIANDE,FRAICHE / CONG.
	MEAT,CURED		2	2	VIANDE FUMEE OU SALLEE
	FISH,FRESH OR FROZEN	2		2	POISSON,FRAIS OU CONG.
	FISH,SALTED OR CURED	20		20	POISSON,SALE OU FUME
	WHEAT FLOUR	33		99	FARINE DE BLE
	POTATOES		94	94	POMMES DE TERRE
	VEGETABLES, FRESH		17	17	LEGUMES, FRAIS
	SUGAR PREPARATIONS		1	1	PREP. A BASE DE SUCRE
	MISC.FOOD PREP.NES		92	92	DIV.PREP.ALIM.NDA
	NON-ALCOHOLIC BEVERAGE		8	8	BOISSONS NON-ALCOOLIQ.
	COAL,BITUMINOUS		32	32	CHARBON BITUMINEUX
	LIMESTONE		120	120	PIERRE CALCAIRE
	LUMBER AND TIMBER		572	572	BOIS DOEUVRE ET CHARP.
	SHINGLES AND SHAKES		63	63	BARDEAUX,BARD.FACADE
	VENEER,PLYWOOD		124	124	PLACAGES,CONTRE-PLAQ.
	WOOD FAB.MATERIALS		2	2	DEMI-PRODUITS EN BOIS
	PAPERBOARD		26	26	CARTON
	BLDG,PAPER AND BOARD		179	179	PLAQ.CONSTR.,PAP/CART.
	TEXTILE FAB.MTL NES		4	4	OUVR.EN MAT.TEXT.NDA
	DYESTUFF,PIGMENT,PAINT		2	2	MAT.COLOR.PIG.PEINTURE
	GASOLINE		9,135	9,135	ESSENCE
	FUEL OIL	9	20,501	20,510	MAZOUT
	LUBRICATING OIL,GREASE	49	297	346	HUILE,GRAISSE LUBRIF.
	PETROL.COAL PROD.NES		57	57	DERIVE PETR.CHARB.NDA
	PLATE & SHEET STEEL		5	5	TOLES,FEUILLES D'ACIER
	STRUCTURAL SHAPES		17	17	PROFILES DE CONSTRUCT.
	PIPES,TUBES:IRON,STEEL		319	319	TUYAUX,TUBES:FER,ACIER
	WIRE		1	1	FIL METALLIQUE
	METAL FAB.BASIC PROD.		41	41	OUVR.DE BASE EN METAL
	DRAIN TILES,PIPES		56	56	TUILES TUY.DE DRAINAGE
CEMENT		140	140	CIMENT	
NON-MET.MIN.BASIC PROD		70	70	PROD.MIN.NON-MET.BASE	
MISC.FABRICATED PROD.		7	7	OUVRAGES DIVERS	

TABLE 11. CARGOES HANDLED AT CANADIAN PORTS IN COASTWISE SHIPPING.

TABLEAU 11. MARCHANDISES MANUTENTIONNEES DANS LES PORTS CANADIENS, EN CABOTAGE NATIONAL.

PORT PORT	COMMODITY	TONS LOADED TONNES CHARGÉES	TONS UNLOADED TONNES DECHARGÉES	TOTAL TOTAL	MARCHANDISES
BURIN (CONTO. - SUITE)	MOTOR VEHICLE ENGINES		1	1	MOTEURS DE VEH.AUTOM.
	EQUIPMENT MISC.		44	44	MATERIEL DIVERS
	PERSONAL,HSEHOLD GOODS	5	81	86	ART.PERS.ET MENAGERS
	CONTAINERS,CLOSURES	122	769	891	CONTENEURS,FERMETURES
	MISC. END PRODUCTS NES		2	2	PRODUITS FINIS DIV.NDA
	GENERAL CARGO	12	92	104	MARCHANDISES DIVERSES
	PORT TOTAL	252 *	33,077 *	33,329 *	TOTAL DU PORT
CARMANVILLE	GENERAL CARGO		1	1	MARCHANDISES DIVERSES
	PORT TOTAL	*	1 *	1 *	TOTAL DU PORT
CATALINA	FISH,FRESH OR FROZEN		139	139	POISSON,FRAIS OU CONG.
	FISH,SALTED OR CURED	145	127	272	POISSON,SALE DU FUME
	MISC.FOOD PREP.NES		1	1	DIV.PREP.ALIM.NDA
	SALT	50	1,750	1,800	SEL
	GASOLINE		6,294	6,294	ESSENCE
	FUEL OIL		11,143	11,143	MAZOUT
	PERSONAL,HSEHOLD GOODS	1		1	ART.PERS.ET MENAGERS
	MISC. END PRODUCTS NES		217	217	PRODUITS FINIS DIV.NDA
	GENERAL CARGO		1	1	MARCHANDISES DIVERSES
	PORT TOTAL	196 *	19,672 *	19,868 *	TOTAL DU PORT
CLARENVILLE	GASOLINE		11,483	11,483	ESSENCE
	FUEL OIL		16,366	16,366	MAZOUT
	ASPHALTS,ROAD OILS		30,511	30,511	ASPHALTE,BITUME LIQD.
	PORT TOTAL	*	58,360 *	58,360 *	TOTAL DU PORT
CORNER BROOK	MEAT,FRESH OR FROZEN	69		69	VIANDE,FRAICHE / CONG.
	MEAT,CURED	8		8	VIANDE FUMEE OU SALEE
	FISH,FRESH OR FROZEN	159	465	624	POISSON,FRAIS OU CONG.
	FISH,SALTED OR CURED	62	86	148	POISSON,SALE DU FUME
	FISH,CANNED	13		13	POISSON EN BDITES
	BUTTER	48		48	BEURRE
	DAIRY PROD.EGGS,HONEY	217	1,144	1,361	PROD.LAIT.,OEUFs,MIEL
	MALT AND MALT FLOUR		55	55	MALT ET FARINE DE MALT
	WHEAT FLDUR	170	454	624	FARINE DE BLE
	CEREALS MILLED,NES		140	140	CEREALES MOULUES,NDA
	MACARONI,CEREAL PROD.		1,040	1,040	PATES ALIM.PROD.CEREAL
	APPLES		1	1	PDMMES
	FRESH FRUITS,BERRIES	2		2	FRUITS, BAIES FRAIS
	FRUIT JUICES		73	73	JUS DE FRUIT
	FRUITS, PREP. CANNED		436	436	FRUITS PREP. EN BOITE
	POTATOES	67		67	PDMMES DE TERRE
	VEGETABLES, FRESH	13		13	LEGUMES, FRAIS
	VEGETABLES, FROZEN	4		4	LEGUMES, CONGELES
	VEGETABLES, DRIED		31	31	LEGUMES, SECS
	VEGETABLE PREP.NES	3	2,140	2,143	PREP. DE LEGUMES NDA
	SUGAR, NES	157	468	625	SUCRE, NDA
	SUGAR PREPARATIONS	4		4	PREP. A BASE DE SUCRE
	TEA	1		1	THE
	MARGARINE	1		1	MARGARINE
	MISC.FOOD PREP.NES	1,035	9,822	10,857	DIV.PREP.ALIM.NDA
	HAY,FORAGE,STRAW	43	26	69	FOIN,FOURRAGE,PAILLE
	GROUND CEREALS NES	33	2,854	2,887	CEREALES MDULUES NDA
	NON-ALCOHOLIC BEVERAGE	38		38	BOISSONS NON-ALCOOLIQ.
	ALE,BEER,STOUT,PORTER	13		13	ALE,BIERE,STOUT,PORTER
	BOLTS,ROUND TIMBER	25		25	BILLOTS,BOIS RONDS
	PULPWOOD		8,247	8,247	BOIS A PATE
	IRON AND STEEL SCRAP	185		185	DECHETS DE FER, OACIER
	NON-FERROUS MET.SCRAP	34		34	DECHETS METAL.NON FER.
	LIMESTONE		115	115	PIERRE CALCAIRE
	SALT	16	6,440	6,456	SEL
	WASTE AND SCRAP NES	16		16	DECHETS ET REBUTS NDA
	RUBBER FAB.MATERIALS		1,669	1,669	DEMI-PROD.CAOUTCHOUC
	LUMBER AND TIMBER	27	886	913	BOIS DOEUVRE ET CHARP.
	SHINGLES AND SHAKES	14		14	BAROEUX,BARD.FACADE
	VENEER,PLYWOOD	56	1,118	1,174	PLACAGES,CONTRE-PLAQ.
	WOOD FAB.MATERIALS	6		6	DEMI-PRODUITS EN BOIS
	PAPER NES		992	992	PAPIER NDA
	PAPERBOARD		1,765	1,765	CARTON
BLDG.PAPER AND BOARD	905	9,842	10,747	PLAQ.CONSTR.,PAP/CART.	
CORDAGE,TWINE,ROPE	1		1	CORDAGE,FICELLE,CORDE	
TEXTILE FAB.MTL NES	16	977	993	OUVR.EN MAT.TEXT.NDA	
FISH,MARINE ANIMAL OIL		5	5	HUIL.DE POISSON,AN.MAR	
VEG.OILS,FATS NES		72	72	HUIL.MAT.GRAS.VEG.NDA	
OILS,FATS,WAXES NES		37	37	HUIL.MAT.GRAS.CTRE NDA	
METALLIC SALTS		1,243	1,243	SELS METALLIQUES	
INORGANIC CHEMS. NES		3	3	PROD.CHIM.INORG.NDA	
ORGANIC CHEMICALS NES		531	531	PROD.CHIM.ORGAN.NDA	
FERTILIZERS NES	22	981	1,003	ENGRAIS CHIMIQUE NDA	
SYNTHETIC RUBBER		407	407	CAOUTCHOUC SYNTHETIQUE	
PLASTIC MATERIALS	2	38	40	MATIERES PLASTIQUES	
DYESTUFF,PIGMENT,PAINT	3	452	455	MAT.COLOR.PIG.PEINTURE	

TABLE 11. CARGOES HANDLED AT CANADIAN PORTS IN COASTWISE SHIPPING.

TABLEAU 11. MARCHANDISES MANUTENTIONNEES DANS LES PORTS CANADIENS, EN CABOTAGE NATIONAL.

PORT PORT	COMMODITY	TONS LOADED TONNES CHARGÉES	TONS UNLOADED TONNES DECHARGÉES	TOTAL TOTAL	MARCHANDISES	
CORNER BROOK (CONTD. - SUITE)	CHEM.SPECIALTIES NES	24	68	92	PROD.CHEM.SPECIALAUX NDA	
	GASOLINE		94,727	94,727	ESSENCE	
	FUEL OIL	5	124,687	124,692	MAZOUT	
	LUBRICATING OIL,GREASE	3	1,733	1,736	HUILE,GRAISSE LUBRIF.	
	PETROL,COAL PROD.NES	4	2,190	2,194	DERIVE PETR.CHARB.NDA	
	PRIMARY IRON,STEEL NES		2,721	2,721	FER,ACIER PRIMAIR.NDA	
	CASTINGS,FORGINGS	533		533	MOUL.PIECES FORGÉES	
	PLATE & SHEET STEEL	4	425	429	TOLES,FEUILLES DACIER	
	STRUCTURAL SHAPES	6	9,235	9,241	PROFILES DE CONSTRUCT.	
	WIRE	6	11	17	FIL METALLIQUE	
	METAL FAB.BASIC PROD.	102	3,210	3,312	OUVR.DE BASE EN METAL	
	CEMENT	17,206		17,206	CIMENT	
	CEMENT BASIC PROD.	28		28	OUVR.DE BASE CIMENT	
	NON-MET.MIN.BASIC PRDD	94	70	164	PROD.MIN.NON-MET.BASE	
	MISC.FABRICATED PROD.	27	15	42	OUVRAGES DIVERS	
	TRACTORS	21	20	41	TRACTEURS	
	MACHINERY NES	395	3,368	3,763	MACHINES NDA	
	PASS.AUTOS AND CHASSIS		2,178	2,178	VOITURES PART.,CHASSIS	
	TRUCKS AND CHASSIS	2		2	CAMIONS ET CHASSIS	
	ROAD MOTOR VEH. NES	80	12	92	VEH.AUTOM.ROUTIERS NDA	
	SHIPS,AIRCRAFT,MIS.VEH	2	10	12	NAVIRES,AVIONS,VEH.DIV	
	RUBBER TIRES AND TUBES	23	58	81	PNEUS, CHAMBRES A AIR	
	EQUIPMENT MISC.	76	2,744	2,820	MATERIEL DIVERS	
	PERSONAL,HSEHOLD GOODS	262	314	576	ART.PERS.ET MENAGERS	
	CONTAINERS,CLOSURES	200	1,350	1,550	CONTENEURS,FERMETURES	
	MISC. END PRODUCTS NES	10	2,057	2,067	PRODUITS FINIS DIV.NDA	
	GENERAL CARGO	1,708	551	2,259	MARCHANDISES DIVERSES	
	PORT TOTAL	24,309 *	306,809 *	331,118 *	TOTAL DU PORT	
	FORTUNE	MEAT,FRESH DR FROZEN		7	7	VIANDE,FRAICHE / CONG.
		FISH,FRESH DR FROZEN	6		6	POISSON,FRAIS OU CONG.
BUTTER			1	1	BEURRE	
CORN MEAL AND FLOUR			12	12	SEMOULE,FARINE DE MAIS	
WHEAT FLOUR		8	808	816	FARINE DE BLE	
CEREALS MILLED,NES			5	5	CEREALES MÔLUES,NDA	
BAKERY PROD.INC.FROZEN		4	14	18	PROD.BOUL.,PRDD.CONG.	
MACARONI,CEREAL PRDD.		3	28	31	PATES ALIM.PROD.CEREAL	
APPLES			2	2	POMMES	
POTATOES		22	214	236	POMMES DE TERRE	
VEGETABLE PREP.NES			39	39	PREP. DE LEGUMES NDA	
SUGAR, NES			255	255	SUCRE, NDA	
MOLASSES, REFINED			16	16	MELASSE,RAFFINEE	
SUGAR PREPARATIONS			10	10	PREP. A BASE DE SUCRE	
MISC.FOOD PREP.NES		48	326	374	DIV.PREP.ALIM.NDA	
HAY,FDORAGE,STRAW			11	11	FDIN,FOURRAGE,PAILLE	
FEEDS OF ANIMAL ORIGIN		806		806	PROV.DORIGINE ANIMALE	
NON-ALCOMOLIC BEVERAGE			30	30	BOISSONS NON-ALCDOLIQ.	
LIMESTONE			210	210	PIERRE CALCAIRE	
SALT			7	7	SEL	
LUMBER AND TIMBER			347	347	BOIS DDEUVRE ET CHARP.	
SHINGLES AND SHAKES			33	33	BARDEAUX,BARD.FACADE	
VENEER,PLYWOOD			61	61	PLACAGES,CONTRE-PLAQ.	
WOOD FAB.MATERIALS		1	17	18	DEMI-PRDDUITS EN BOIS	
PAPER NES			2	2	PAPIER NDA	
BLDG.PAPER AND BOARD			126	126	PLAQ.CONSTR.,PAP/CART.	
FISH,MARINE ANIMAL DIL		409		409	HUIL.DE POISSON,AN.MAR	
INDORGANIC CHEMS. NES			2	2	PROD.CHEM.INORG.NDA	
ORGANIC CHEMICALS NES			1	1	PROD.CHEM.ORGAN.NDA	
FERTILIZERS NES			64	64	ENGRAIS CHIMIQUE NDA	
DYESTUFF,PIGMENT,PAINT		12	12	MAT.CDLOR.PIG.PEINTURE		
FUEL OIL		6,085	6,085	MAZOUT		
STRUCTURAL SHAPES		21	21	PROFILES DE CONSTRUCT.		
PIPES,TUBES:IRON,STEEL		27	27	TUYAUX,TUBES:FER,ACIER		
WIRE		5	5	FIL METALLIQUE		
METAL FAB.BASIC PRDD.		59	59	OUVR.DE BASE EN METAL		
CEMENT		1,235	1,235	CIMENT		
CEMENT BASIC PRDD.		3	3	OUVR.DE BASE CIMENT		
RUBBER TIRES AND TUBES	2	25	27	PNEUS, CHAMBRES A AIR		
EQUIPMENT MISC.		16	16	MATERIEL DIVERS		
PERSONAL,HSEHOLD GOODS	2	72	74	ART.PERS.ET MENAGERS		
CONTAINERS,CLOSURES	6	273	279	CONTENEURS,FERMETURES		
GENERAL CARGO	33	130	163	MARCHANDISES DIVERSES		
PORT TOTAL	1,350 *	10,611 *	11,961 *	TOTAL DU PORT		
GOOSE BAY	MEAT,FRESH DR FROZEN		36	36	VIANDE,FRAICHE / CONG.	
	BUTTER		11	11	BEURRE	
	MILK POWDER	4		4	LAIT EN POUUDRE	
	WHEAT FLOUR		7	7	FARINE DE BLE	
	BAKERY PROD.INC.FROZEN	1		1	PROD.BOUL.,PRDD.CONG.	
	MACARONI,CEREAL PROD.		10	10	PATES ALIM.PROD.CEREAL	
	FRUITS, PREP. CANNED		100	100	FRUITS PREP. EN BOITE	
	POTATOES		188	188	POMMES DE TERRE	
	VEGETABLES, FRESH		82	82	LEGUMES, FRAIS	



TABLE 11. CARGOES HANDLED AT CANADIAN PORTS IN COASTWISE SHIPPING.

TABLEAU 11. MARCHANDISES MANUTENTIONNEES DANS LES PORTS CANADIENS, EN CABOTAGE NATIONAL.

PORT	COMMODITY	TONS LOADED TONNES CHARGÉES	TONS UNLOADED TONNES DECHARGÉES	TOTAL TOTAL	MARCHANDISES
GOOSE BAY (CONTD. - SUITE)	VEGETABLES, FROZEN		20	20	LEGUMES, CONGÉLÉS
	VEGETABLE PREP.NES		40	40	PREP. DE LEGUMES NDA
	SUGAR, NES		3	3	SUCRE, NDA
	MISC.FOOD PREP.NES	15	2,126	2,141	DIV.PREP.ALIM.NDA
	NON-ALCOHOLIC BEVERAGE	18	558	576	BOISSONS NON-ALCOOLIQ.
	ALE, BEER, STOUT, PORTER	27	923	950	ALE, BIÈRE, STOUT, PORTER
	DIST.ALCOHOLIC BEV.		183	183	BOISS.ALCOOL.DIST.
	BOLTS, ROUND TIMBER	124	28	152	BILLOTS, BOIS ROUNDS
	PULPWOOD	157,768		157,768	BOIS A PATE
	IRON AND STEEL SCRAP	92		92	DECHETS DE FER, DACIER
	NON-FERROUS MET.SCRAP	126		126	DECHETS METAL.NON FER.
	SAND AND GRAVEL		140	140	SABLE ET GRAVIERS
	STONE, CRUDE NES		1	1	PIERRE BRUTE NDA
	WASTE AND SCRAP NES	3		3	DECHETS ET REBUTS NDA
	LUMBER AND TIMBER	270	667	937	BOIS DOEUVRE ET CHARP.
	PAPER NES		60	60	PAPIER NDA
	BLDG.PAPER AND BOARD	2	410	412	PLAQ.CONSTR., PAP/CART.
	TEXTILE FAB.MTL NES		12	12	OUVR.EN MAT.TEXT.NDA
	INORGANIC CHEMS. NES		2	2	PROD.CHIM.INORG.NDA
	ORGANIC CHEMICALS NES	9	44	53	PROD.CHIM.ORGAN.NDA
	EXPLOS., FUSES, CAPS	2	4	6	EXPLOS., AMORÇES, DET.
	FERTILIZERS NES		188	188	ENGRAIS CHIMIQUE NDA
	PLASTIC MATERIALS		75	75	MATIERES PLASTIQUES
	CHEM.SPECIALTIES NES		139	139	PROD.CHIM.SPECIALX NDA
	GASOLINE	587	12,576	13,163	ESSENCE
	FUEL OIL	11,219	22,131	33,350	MAZOUT
	LUBRICATING OIL, GREASE	69	65	134	HUILE, GRAISSE LUBRIF.
	ASPHALTS, ROAD OILS		520	520	ASPHALTE, BITUME LIQD.
	COAL TAR, PITCH	5		5	GOUDRON, BRAI DE BOUILL.
	PETROL, COAL PROD.NES		528	528	DERIVE PETR.CHARB.NDA
	BARNS AND RODS, STEEL		18	18	BARRES ET TIGES ACIER
	PLATE & SHEET STEEL		7	7	TOLES, FEUILLES DACIER
	STRUCTURAL SHAPES		89	89	PROFILES DE CONSTRUCT.
	PIPES, TUBES: IRON, STEEL		542	542	TUYAUX, TUBES: FER, ACIER
	WIRE	60	29	89	FIL METALLIQUE
	METAL FAB.BASIC PROD.	3	224	227	OUVR.DE BASE EN METAL
	BUILDING BRICK, CLAY		6	6	BRIQ.A BATIR ARGILE
	CEMENT		709	709	CIMENT
	NON-MET.MIN.BASIC PROD		40	40	PROD.MIN.NON-MET.BASE
	TRACTORS	2	69	71	TRACTEURS
	MACHINERY NES	326	596	922	MACHINES NDA
	PASS.AUTOS AND CHASSIS	10	669	679	VOITURES PART., CHASSIS
	BUSES AND CHASSIS		14	14	AUTOBUS ET CHASSIS
	MOTOR VEHICLE ENGINES	17	71	88	MOTEURS DE VEH.AUTOM.
	ROAD MOTOR VEH. NES	3	543	546	VEH.AUTOM.ROUTIERS NOA
SHIPS, AIRCRAFT, MIS.VEH	12	258	270	NAVIRES, AVIONS, VEH.DIV	
RUBBER TIRES AND TUBES	13	8	21	PNEUS, CHAMBRES A AIR	
EQUIPMENT MISC.	43	295	338	MATERIEL DIVERS	
PERSONAL, HSEHOLD GOODS	76	285	361	ART.PERS.ET MENAGERS	
CONTAINERS, CLOSURES	246	300	546	CONTENEURS, FERMETURES	
MISC. END PRODUCTS NES		97	97	PRODUITS FINIS DIV.NDA	
GENERAL CARGO	488	2,444	2,932	MARCHANDISES DIVERSES	
PORT TOTAL	171,640 *	49,190 *	220,830 *	TOTAL DU PORT	
GRAND BANK	MEAT, FRESH OR FROZEN	1		1	VIANDE, FRAICHE / CONG.
	FISH, FRESH OR FROZEN	6	12	18	POISSON, FRAIS OU CONG.
	DAIRY PROD. EGGS, HONEY	2	558	560	PROD.LAIT., OEUFS, MIEL
	WHEAT FLOUR		33	33	FARINE DE BLE
	POTATOES	27	817	844	POMMES DE TERRE
	VEGETABLES, FRESH		28	28	LEGUMES, FRAIS
	SUGAR, NES		68	68	SUCRE, NDA
	MISC.FOOD PREP.NES	53	314	367	DIV.PREP.ALIM.NDA
	HAY, FORAGE, STRAW	2	100	102	FOIN, FOURRAGE, PAILLE
	HULLS, SCREENINGS, CHAFF		25	25	ECOLURES, CRIBLURES, BAL
	GROUND CEREALS NES		75	75	CEREALES MOULUES NOA
	FEEDS OF ANIMAL ORIGIN	855		855	PROV.DORIGINE ANIMALE
	CONC.COMPLETE FEEDS		3	3	CONC., PROV.COMPLETES
	RAW HIDES AND SKINS		3	3	PEAUX ET CUIRS BRUT
	CRUDE ANIMAL PRDD.NES	3		3	PR.BRUTS DRIG.ANIM.NDA
	RAPESEED		2	2	GRAINE DE COLZA
	BOLTS, ROUND TIMBER		28	28	BILLOTS, BOIS ROUNDS
	COAL, BITUMINDUS	2	60	62	CHARBON BITUMINEUX
	LIMESTONE		30	30	PIERRE CALCAIRE
	SALT		190	190	SEL
	LUMBER AND TIMBER		1,165	1,165	BOIS DOEUVRE ET CHARP.
	SHINGLES AND SHAKES		53	53	BARDEAUX, BARO.FACADE
	VENEER, PLYWOOD		160	160	PLACAGES, CONTRE-PLAQ.
WOOD FAB.MATERIALS		6	6	DEMI-PRODUITS EN BOIS	
BLDG.PAPER AND BOARD	3	436	439	PLAQ.CONSTR., PAP/CART.	
CORDAGE, TWINE, ROPE		3	3	CORDAGE, FICELLE, CORDE	
TEXTILE FAB.MTL NES		3	3	OUVR.EN MAT.TEXT.NDA	
INORGANIC CHEMS. NES		4	4	PROD.CHIM.INORG.NDA	
FERTILIZERS NES		1	1	ENGRAIS CHIMIQUE NOA	

TABLE 11. CARGOES HANDLED AT CANADIAN PORTS IN COASTWISE SHIPPING.

TABLEAU 11. MARCHANDISES MANUTENTIONNEES DANS LES PORTS CANADIENS, EN CABOTAGE NATIONAL.

PORT PORT	COMMODITY	TONS LOADED TONNES CHARGEES	TONS UNLOADED TONNES DECHARGEES	TOTAL TOTAL	MARCHANDISES	
GRAND BANK (CONTD. - SUITE)	DYESTUFF, PIGMENT, PAINT	2	8	10	MAT. COLOR. PIG. PEINTURE	
	CHEM. SPECIALTIES NES		30	30	PROD. CHIM. SPECIAUX NDA	
	GASOLINE		2,478	2,478	ESSENCE	
	FUEL OIL		12,289	12,289	MAZOUT	
	LUBRICATING OIL, GREASE	27	474	501	HUILE, GRAISSE LUBRIF.	
	ASPHALTS, ROAD OILS		5	5	ASPHALTE, BITUME LIQD.	
	PETROL, COAL PROD. NES		15	15	DERIVE PETR. CHARB. NDA	
	PLATE & SHEET STEEL		48	48	TOLES, FEUILLES D'ACIER	
	PIPES, TUBES: IRON, STEEL		270	270	TUYAUX, TUBES: FER, ACIER	
	WIRE		4	4	FIL METALLIQUE	
	METAL FAB. BASIC PROD.	1	100	101	OUVR. DE BASE EN METAL	
	CEMENT		488	488	CIMENT	
	NON-MET. MIN. BASIC PROD		30	30	PROD. MIN. NON-MET. BASE	
	MACHINERY NES		13	13	MACHINES NDA	
	MOTOR VEHICLE ENGINES		1	1	MOTEURS DE VEH. AUTOM.	
	SHIPS, AIRCRAFT, MIS. VEH		1	1	NAVIRES, AVIONS, VEH. DIV	
	RUBBER TIRES AND TUBES		18	18	PNEUS, CHAMBRES A AIR	
	EQUIPMENT MISC.		117	117	MATERIEL DIVERS	
	PERSONAL, HSEHOLD GOODS	1	120	121	ART. PERS. ET MENAGERS	
	CONTAINERS, CLOSURES	27	439	466	CONTENEURS, FERMETURES	
	MISC. END PRODUCTS NES		20	20	PRODUITS FINIS DIV. NDA	
	GENERAL CARGO	48	235	283	MARCHANDISES DIVERSES	
	PORT TOTAL	1,060 *	21,380 *	22,440 *	TOTAL DU PORT	
	HARBOUR BRETON	MEAT, FRESH OR FROZEN		102	102	VIANDE, FRAICHE / CONG.
		MEAT AND MEAT PREP. NES		3	3	VIANDES ET PREP. NDA
		FISH, FRESH OR FROZEN	1,457	1	1,458	POISSON, FRAIS OU CONG.
		FISH, SALTED OR CURED	18		18	POISSON, SALE OU FUME
BUTTER			7	7	BEURRE	
DAIRY PROD. EGGS, HONEY		3	72	75	PROD. LAIT., DEUFS, MIEL	
WHEAT FLOUR			14	14	FARINE DE BLE	
BAKERY PRDD. INC. FROZEN			4	4	PROD. BOUL., PROD. CONG.	
POTATOES			104	104	POMMES DE TERRE	
VEGETABLES, FROZEN			1	1	LEGUMES, CONGELES	
VEGETABLE PREP. NES			3	3	PREP. DE LEGUMES NDA	
SUGAR, NES		9	124	133	SUCRE, NDA	
SUGAR PREPARATIONS			2	2	PREP. A BASE DE SUCRE	
SPICES			12	12	EPICES	
MARGARINE			1	1	MARGARINE	
SHORTENING			2	2	GRAISSE CULINAIRE	
MISC. FOOD PREP. NES		10	229	239	DIV. PREP. ALIM. NDA	
FEES OF ANIMAL ORIGIN		1,058		1,058	PROV. D'ORIGINE ANIMALE	
NON-ALCOHOLIC BEVERAGE			10	10	BOISSONS NON-ALCOOL.	
ALE, BEER, STOUT, PORTER			36	36	ALE, BIERE, STOUT, PORTER	
CRUDE ANIMAL PROD. NES		44		44	PR. BRUTS ORIG. ANIM. NDA	
SALT			305	305	SEL	
LUMBER AND TIMBER			171	171	BOIS D'OEUVRE ET CHARP.	
SHINGLES AND SHAKES		1	21	22	BARDEAUX, BARO, FACADE	
WOOD FAB. MATERIALS			3	3	DEMI-PRODUITS EN BOIS	
BLDG. PAPER AND BOARD		30		31	PLAQ. CONSTR., PAP/CART.	
TEXTILE FAB. MTL NES			5	5	OUVR. EN MAT. TEXT. NDA	
FISH, MARINE ANIMAL OIL		40		40	HUIL. DE POISSON, AN. MAR	
OILS, FATS, WAXES NES		5		5	HUIL. MAT. GRAS. CIRE NDA	
ORGANIC CHEMICALS NES		4	12	16	PROD. CHIM. ORGAN. NDA	
DYESTUFF, PIGMENT, PAINT		1	1	2	MAT. COLOR. PIG. PEINTURE	
GASOLINE			1,526	1,526	ESSENCE	
FUEL OIL		15	6,433	6,448	MAZOUT	
LUBRICATING OIL, GREASE		36		36	HUILE, GRAISSE LUBRIF.	
METAL FAB. BASIC PROD.		7	59	66	OUVR. DE BASE EN METAL	
CEMENT			140	140	CIMENT	
CEMENT BASIC PRDD.		2		2	OUVR. DE BASE CIMENT	
MACHINERY NES	2	1	3	MACHINES NDA		
ROAD MOTOR VEH. NES		3	3	VEH. AUTOM. ROUTIERS NDA		
SHIPS, AIRCRAFT, MIS. VEH	1		1	NAVIRES, AVIONS, VEH. DIV		
EQUIPMENT MISC.		24	24	MATERIEL DIVERS		
PERSONAL, HSEHOLD GOODS	1	49	50	ART. PERS. ET MENAGERS		
CONTAINERS, CLOSURES	18	161	179	CONTENEURS, FERMETURES		
MISC. END PRDDCTS NES		2	2	PRODUITS FINIS DIV. NDA		
GENERAL CARGO	79	277	356	MARCHANDISES DIVERSES		
PORT TOTAL	2,841 *	9,921 *	12,762 *	TOTAL DU PORT		
HARBOUR GRACE	BUTTER		1	1	BEURRE	
	MISC. FOOD PREP. NES		1	1	DIV. PREP. ALIM. NDA	
	GASOLINE		18,921	18,921	ESSENCE	
	FUEL OIL		48,587	48,587	MAZOUT	
	PETROL, COAL PROD. NES		2,100	2,100	DERIVE PETR. CHARB. NDA	
	GENERAL CARGO		1	1	MARCHANDISES DIVERSES	
PORT TOTAL	*	69,611 *	69,611 *	TOTAL DU PORT		
HARE BAY	ALE, BEER, STOUT, PORTER	5		5	ALE, BIERE, STOUT, PORTER	
	FUEL OIL	1		1	MAZOUT	
	GENERAL CARGO	6		6	MARCHANDISES DIVERSES	
	PORT TOTAL	12 *	*	12 *	TOTAL DU PORT	

TABLE 11. CARGOES HANDLED AT CANADIAN PORTS IN COASTWISE SHIPPING.

TABLÉAU 11. MARCHANDISES MANUTENTIONNÉES DANS LES PORTS CANADIENS, EN CABOTAGE NATIONAL.

PORT PORT	COMMODITY	TONS LOADED TONNES CHARGÉES	TONS UNLOADED TONNES DECHARGÉES	TOTAL TOTAL	MARCHANDISES	
HAWKE BAY	PULPWOOD	8,247		8,247	BOIS A PATE	
	LUMBER AND TIMBER	33		33	BOIS DOEUVRE ET CHARP.	
	GASOLINE		1,195	1,195	ESSENCE	
	FUEL OIL		2,735	2,735	MAZOUT	
	PORT TOTAL	8,280 *	3,930 *	12,210 *	TOTAL DU PORT	
HOLYROOD	CRUDE PETROLEUM		34,392	34,392	PETROLE BRUT	
	GASOLINE	10,801	11,742	22,543	ESSENCE	
	FUEL OIL	347,177	49,208	396,385	MAZOUT	
	PORT TOTAL	357,978 *	95,342 *	453,320 *	TOTAL DU PORT	
LEWISPORTE	LIVE ANIMALS, NES		1	1	ANIMAUX VIVANTS, NDA	
	MEAT, FRESH OR FROZEN	40		40	VIANDE, FRAICHE / CONG.	
	FISH, FRESH OR FROZEN	83	105	188	POISSON, FRAIS OU CONG.	
	FISH, SALTED OR CURED		45	45	POISSON, SALE DU FUME	
	BUTTER	2		2	BEURRE	
	DAIRY PROD. EGGS, HONEY	9	98	107	PROD. LAIT., OEUF, MIEL	
	WHEAT FLOUR	219	239	458	FARINE DE BLE	
	MACARONI, CEREAL PROD.	3	23	26	PATES ALIM. PROD. CEREAL	
	FRESH FRUITS, BERRIES	6		6	FRUITS, BAIES FRAIS	
	POTATDES	218	313	531	POMMES DE TERRE	
	VEGETABLES, FRESH	113		113	LEGUMES, FRAIS	
	VEGETABLES, FROZEN	20		20	LEGUMES, CONGÉLÉS	
	SUGAR, NES	2	65	67	SUCRE, NDA	
	SUGAR PREPARATIONS	1		1	PREP. A BASE DE SUCRE	
	MISC. FOOD PREP. NES	823	120	943	DIV. PREP. ALIM. NDA	
	HAY, FORAGE, STRAW	83	61	144	Foin, FOURRAGE, PAILLE	
	GROUND CEREALS NES	28	1	29	CEREALES MOUTUES NDA	
	FEEDS OF ANIMAL ORIGIN		50	50	PROD. D'ORIGINE ANIMALE	
	NON-ALCOHOLIC BEVERAGE	30		30	BOISSONS NON-ALCOOLIQ.	
	ALE, BEER, STOUT, PORTER	23		23	ALE, BIÈRE, STOUT, PORTER	
	CRUDE ANIMAL PROD. NES		1	1	PR. BRUTS ORIG. ANIM. NDA	
	BOLTS, ROUND TIMBER	50	124	174	BILLOTS, BOIS RONDS	
	LIMESTONE	100	170	270	PIERRE CALCAIRE	
	SALT	40	6,223	6,263	SEL	
	LUMBER AND TIMBER	533	675	1,208	BOIS DOEUVRE ET CHARP.	
	VENEER, PLYWOOD	1	23	24	PLACAGES, CONTRE-PLAQ.	
	WOOD FAB. MATERIALS		43	43	DEMI-PRODUITS EN BOIS	
	BLOCC. PAPER AND BOARD	178	776	954	PLAQ. CONSTR., PAP/CART.	
	TEXTILE FAB. MTL NES	1		1	OUVR. EN MAT. TEXT. NDA	
	FISH, MARINE ANIMAL OIL		6	6	HUIL. DE POISSON, AN. MAR	
	METALLIC SALTS		40	40	SELS METALLIQUES	
	EXPLOS., FUSES, CAPS	16	2	18	EXPLOS., AMORCES, DET.	
	FERTILIZERS NES	177	70	247	ENGRAIS CHIMIQUE NDA	
	PLASTIC MATERIALS	75		75	MATIERES PLASTIQUES	
	DYESTUFF, PIGMENT, PAINT		1	1	MAT. COLOR. PIG. PEINTURE	
	CHEM. SPECIALTIES NES	1		1	PROD. CHIM. SPÉCIAUX NDA	
	GASOLINE	921	33,574	34,495	ESSENCE	
	FUEL OIL	2,659	130,687	133,346	MAZOUT	
	LUBRICATING OIL, GREASE	57	63	120	HUIL. GRAISSE LUBRIF.	
	ASPHALTS, ROAD OILS	174		174	ASPHALTE, BITUME LIQD.	
	PETROL. COAL PRDD. NES	18		18	DERIVE PETR. CHARB. NDA	
	STRUCTURAL SHAPES	27		27	PROFILES DE CONSTRUCT.	
	PIPES, TUBES: IRON, STEEL	60	68	128	TUYAUX, TUBES: FER, ACTIER	
	METAL FAB. BASIC PROD.	9	6	15	OUVR. DE BASE EN METAL	
	BUILDING BRICK, CLAY	33		33	BRIQ. A BATIR ARGILE	
	CEMENT	1,792		1,792	CIMENT	
	LIME	250		250	CHAUX	
	NON-MET. MIN. BASIC PROD	149	59	208	PROD. MIN. NON-MET. BASE	
	MISC. FABRICATED PROD.	5		5	OUVRAGES DIVERS	
	TRACTORS		30	30	TRACTEURS	
	MACHINERY NES	42	132	174	MACHINES NDA	
	PASS. AUTOS AND CHASSIS	349		349	VOITURES PART., CHASSIS	
	ROAD MOTOR VEH. NES	352	26	378	VEH. AUTOM. ROUTIERS NDA	
	SHIPS, AIRCRAFT, MIS. VEH	21	1	22	NAVIRES, AVIONS, VEH. DIV	
	RUBBER TIRES AND TUBES	1	5	6	PNEUS, CHAMBRES A AIR	
	EQUIPMENT MISC.	37	66	103	MATERIEL DIVERS	
	PERSONAL, HSEHOLD GOODS	512	98	610	ART. PERS. ET MENAGERS	
	CONTAINERS, CLOSURES	108	490	598	CONTENEURS, FERMETURES	
	MISC. ENO PRODUCTS NES	3		3	PRODUITS FINIS DIV. NDA	
	GENERAL CARGO	1,955	301	2,256	MARCHANDISES DIVERSES	
	PORT TOTAL	12,409 *	174,881 *	187,290 *	TOTAL DU PORT	
	LITTLE BAY	COAL, BITUMINOUS		2	2	CHARBON BITUMINEUX
		EXPLOS., FUSES, CAPS		26	26	EXPLOS., AMORCES, DET.
		SHIPS, AIRCRAFT, MIS. VEH	5		5	NAVIRES, AVIONS, VEH. DIV
		GENERAL CARGO		4	4	MARCHANDISES DIVERSES
	PORT TOTAL	5 *	32 *	37 *	TOTAL DU PORT	
	LONG POND	BARLEY		2,418	2,418	ORGE
		OATS		4,588	4,588	AVOINE
		WHEAT		9,075	9,075	BLE
		MALT AND MALT FLOUR		4,735	4,735	MALT ET FARINE DE MALT

TABLE 11. CARGOES HANDLED AT CANADIAN PORTS IN COASTWISE SHIPPING.

TABLEAU 11. MARCHANDISES MANUTENTIONNEES DANS LES PORTS CANADIENS, EN CABOTAGE NATIONAL.

PORT PORT	COMMODITY	TONS LOADED TONNES CHARGÉES	TONS UNLOADED TONNES DECHARGÉES	TOTAL TOTAL	MARCHANDISES
LONG POND (CONTD. - SUITE)	MISC. FOOD PREP. NES	22		22	DIV. PREP. ALIM. NDA
	BRAN, SHORTS, MIDLINGS		742	742	SON, ISSUES DE CEREALES
	GROUND CEREALS NES		400	400	CEREALES MOULUES NDA
	CONC. COMPLETE FEEDS		993	993	CONC., PROV. COMPLETES
	NON-ALCOHOLIC BEVERAGE	3		3	BOISSONS NON-ALCOOLIQ.
	ALE, BEER, STOUT, PORTER	1		1	ALE, BIÈRE, STOUT, PORTER
	SALT	3		3	SEL
	LUMBER AND TIMBER		20	20	BOIS D'OEUVRE ET CHARP.
	BLDG. PAPER AND BOARD	1		1	PLAQ. CONSTR., PAP/CART.
	GASOLINE		1,000	1,000	ESSENCE
	FUEL OIL	10	2,100	2,110	MAZOUT
	STRUCTURAL SHAPES	1,489		1,489	PROFILES DE CONSTRUCT.
	CEMENT	3		3	CIMENT
GENERAL CARGO	1		1	MARCHANDISES DIVERSES	
PORT TOTAL	1,533 *	26,071 *	27,604 *	TOTAL DU PORT	
MARYSTOWN	LIVE ANIMALS, NES		1	1	ANIMAUX VIVANTS, NDA
	FISH, FRESH OR FROZEN	173		173	POISSON, FRAIS OU CONG.
	DAIRY PROD. EGGS, HONEY		39	39	PROD. LAIT., OEUFS, MIEL
	CEREALS UNMILLED, NES		11	11	CEREALES NON MOUL., NDA
	WHEAT FLOUR		50	50	FARINE DE BLE
	BAKERY PROD. INC. FROZEN		11	11	PROD. BOUL., PROD. CONG.
	POTATOES		303	303	POMMES DE TERRE
	VEGETABLES, FRESH	1		1	LEGUMES, FRAIS
	SUGAR, NES		146	146	SUCRE, NDA
	SYRUP		5	5	SIROP
	MISC. FOOD PREP. NES	71	388	459	DIV. PREP. ALIM. NDA
	FEEDS OF ANIMAL ORIGIN	1,813		1,813	PROV. D'ORIGINE ANIMALE
	CIGARETTES		1	1	CIGARETTES
	SAND AND GRAVEL		165	165	SABLE ET GRAVIERS
	LIMESTONE		210	210	PIERRE CALCAIRE
	SALT		2,370	2,370	SEL
	COTTON, TEXTILE WASTE		1	1	DECHETS DE COTON, TEXT.
	LUMBER AND TIMBER	26	1,126	1,152	BOIS D'OEUVRE ET CHARP.
	SHINGLES AND SHAKES	31	50	81	BARDEAUX, BARD. FACADE
	VENEER, PLYWOOD	2	197	199	PLACAGES, CONTRE-PLAQ.
	WOOD FAB. MATERIALS		28	28	DEMI-PRODUITS EN BOIS
	PAPER NES		2	2	PAPIER NDA
	BLDG. PAPER AND BOARD		414	414	PLAQ. CONSTR., PAP/CART.
	CORDAGE, TWINE, ROPE	1	2	3	CORDAGE, FICELLE, CORDE
	TEXTILE FAB. MTL NES		10	10	OUVR. EN MAT. TEXT. NDA
	FISH, MARINE ANIMAL OIL	109		109	HUIL. DE POISSON, AN. MAR.
	INORGANIC CHEMS. NES		74	74	PROD. CHIM. INORG. NDA
	FERTILIZERS NES		75	75	ENGRAIS CHIMIQUE NDA
	DYESTUFF, PIGMENT, PAINT		5	5	MAT. COLOR. PIG. PEINTURE
	CHEM. SPECIALTIES NES		91	91	PROD. CHIM. SPECIAUX NDA
	GASOLINE		1,782	1,782	ESSENCE
	FUEL OIL		24,025	24,025	MAZOUT
	LUBRICATING OIL, GREASE		8	8	HUIL. GRAISSE LUBRIF.
	COKE		13	13	COKE
	PETROL, COAL PROD. NES		1,500	1,500	DERIVE PETR. CHARB. NDA
	PLATE & SHEET STEEL		533	533	TOLES, FEUILLES D'ACIER
	STRUCTURAL SHAPES		46	46	PROFILES DE CONSTRUCT.
	PIPES, TUBES: IRON, STEEL		210	210	TUYAUX, TUBES: FER, ACIER
	WIRE	2		2	FIL METALLIQUE
	ALUMINUM		32	32	ALUMINIUM
	ZINC AND ALLOYS		15	15	ZINC ET ALLIAGES
	METAL FAB. BASIC PROD.	2	63	65	OUVR. DE BASE EN METAL
CEMENT		814	814	CIMENT	
CEMENT BASIC PROD.		50	50	OUVR. DE BASE CIMENT	
NON-MET. MIN. BASIC PROD.		101	101	PROD. MIN. NON-MET. BASE	
MISC. FABRICATED PROD.		3	3	OUVRAGES DIVERS	
ROAD MOTOR VEH. NES	10	286	296	VEH. AUTOM. ROUTIERS NDA	
SHIPS, AIRCRAFT, MIS. VEH	11	2	13	NAVIRES, AVIONS, VEH. DIV	
RUBBER TIRES AND TUBES	1		1	PNEUS, CHAMBRES A AIR	
EQUIPMENT MISC.	15	158	173	MATERIEL DIVERS	
PERSONAL, HSEHOLD GOODS	1	235	236	ART. PERS. ET MENAGERS	
CONTAINERS, CLOSURES	9	107	116	CONTENEURS, FERMETURES	
MISC. END PRODUCTS NES		17	17	PRODUITS FINIS DIV. NDA	
GENERAL CARGO	37	339	376	MARCHANDISES DIVERSES	
PORT TOTAL	2,315 *	36,114 *	38,429 *	TOTAL DU PORT	
PORT AUX BASQUES	CATTLE	10	681	691	BOVINS
	LIVE ANIMALS, NES	17	29	46	ANIMAUX VIVANTS, NDA
	MEAT, FRESH OR FROZEN	143	27,822	27,965	VIANDE, FRAICHE / CONG.
	MEAT, CURED	4	220	224	VIANDE FUMEE OU SALEE
	MEAT AND MEAT PREP. NES	5	1,703	1,708	VIANDES ET PREP. NDA
	FISH, FRESH OR FROZEN	1,772	945	2,717	POISSON, FRAIS OU CONG.
	FISH, SALTED OR CURED	20	90	110	POISSON, SALE OU FUME
	FISH, CANNED		92	92	POISSON EN BOITES
	SHELL FISH, NES	22	119	141	MOLLUSQUES CRUST., NDA
	BUTTER	5	794	799	BEURRE
	CHEESE		385	385	FROMAGE

TABLE 11. CARGOES HANDLED AT CANADIAN PORTS IN COASTWISE SHIPPING.

TABEAU 11. MARCHANDISES MANUTENTIONNEES DANS LES PORTS CANADIENS, EN CABOTAGE NATIONAL.

PORT PORT	COMMODITY	TONS LOADED TONNES CHARGÉES	TONS UNLOADED TONNES DECHARGÉES	TOTAL TOTAL	MARCHANDISES
PORT AUX BASQUES (CONTD. - SUITE)	MILK POWDER		602	602	LAIT EN POWDRE
	DAIRY PROD. EGGS, HONEY	49	8,784	8,833	PROD. LAIT., OEUFs, MIEL
	BARLEY		52	52	DRGE
	CORN		25	25	MAIS
	DATS		177	177	AVOINE
	CEREALS UNMILLED, NES		327	327	CEREALES NON MOUL., NDA
	CORN MEAL AND FLOUR		302	302	SEMOULE, FARINE DE MAIS
	MALT AND MALT FLOUR		145	145	MALT ET FARINE DE MALT
	WHEAT FLOUR	80	12,898	12,978	FARINE DE BLE
	CEREALS MILLED, NES		676	676	CEREALES MOULUES, NDA
	BAKERY PROD. INC. FROZEN	34	1,074	1,108	PROD. BOUL., PROD. CONG.
	MACARONI, CEREAL PROD.	51	1,098	1,149	PATES ALIM. PROD. CEREAL
	APPLES	2	592	594	POMMES
	FRESH FRUITS, BERRIES	2	5,529	5,531	FRUITS, BAIES FRAIS
	FROZEN FRUITS, BERRIES		347	347	FRUITS, BAIES CONGÉLÉS
	DRIED FRUITS		175	175	FRUITS SECS
	FRUIT JUICES	32	1,263	1,295	JUS DE FRUIT
	FRUIT, PRES. NOT CANNED		97	97	CONS. FRUITS NON BOITE
	FRUITS, PREP. CANNED	14	2,498	2,512	FRUITS PREP. EN BOITE
	NUTS, EXC. OIL NUTS NES		13	13	NOIX, SAUF OLEAG. NDA
	POTATOES	67	23,332	23,399	POMMES DE TERRE
	VEGETABLES, FRESH	116	7,928	8,044	LEGUMES, FRAIS
	VEGETABLES, FROZEN		852	852	LEGUMES, CONGÉLÉS
	VEGETABLES, DRIED		416	416	LEGUMES, SECS
	VEGETABLE PREP. NES	15	5,655	5,670	PREP. DE LEGUMES NDA
	SUGAR, NES	75	12,357	12,432	SUCRE, NDA
	MOLASSES, REFINED		1,157	1,157	MELASSE, RAFFINEE
	SYRUP	5	130	135	SIRDP
	SUGAR PREPARATIDNS	5	2,610	2,615	PREP. A BASE DE SUCRE
	COFFEE		13	13	CAFE
	TEA		117	117	THE
	SPICES	12		12	EPICES
	MARGARINE	4	2,159	2,163	MARGARINE
	SHORTENING		309	309	GRAISSE CULINAIRE
	LARD		174	174	SAINDOUX
	MISC. FOOD PREP. NES	1,525	15,017	16,542	DIV. PREP. ALIM. NDA
	HAY, FORAGE, STRAW		3,725	3,725	FDIN, FOURRAGE, PAILLE
	HULLS, SCREENINGS, CHAFF	35	61	96	ECOLURES, CRIBLURES, BAL
	BRAN, SHORTS, MIDDINGS		115	115	SON, ISSUES DE CEREALES
	GROUND CEREALS NES	1	773	774	CEREALES MOULUES NDA
	BREWERS GRAINS		75	75	GRAINS DE BRASSERIE
	FEEDS, VEGETABLE ORIGIN		94	94	PROV. D'ORIGINE VEGETALE
	FEEDS OF ANIMAL ORIGIN	3,823	298	4,121	PROV. D'ORIGINE ANIMALE
	CONC. COMPLETE FEEDS	27	818	845	CONC., PROV. COMPLETES
	NON-ALCOHOLIC BEVERAGE	77	583	660	BOISSONS NON-ALCOOLIQ.
	ALE, BEER, STOUT, PORTER	80	45	125	ALE, BIÈRE, STOUT, PORTER
	WINES		443	443	VINS
	DIST. ALCOHOLIC BEV.		1,060	1,060	BOISS. ALCOOL. DIST.
	RAW HIDES AND SKINS	49		49	PEAUX ET CUIRS BRUT
	CRUDE ANIMAL PROD. NES	24	68	92	PR. BRUTS ORIG. ANIM. NDA
	SEEDS FOR SOWING NES		27	27	GRAINES DE SEMENCE NDA
	SOYA BEANS		30	30	GRAINE DE SOYA
	NURSERY, GREENHOUSE STOCK		81	81	PROD. PEPIÈRE, SERRE
	RUBBER, ALLIED GUMS, NAT		41	41	CAOUTCHOUC GOMMES NAT.
	CRUDE VEG. PROD. NES		164	164	PR. BRUTS ORIG. VEG. NDA
	BOLTS, ROUND TIMBER	13	405	418	BILLOTS, BOIS ROUNDS
	CRUDE WOOD MTLs. NES		24	24	MATIERES BOIS BRUT NDA
	WOOL AND ANIMAL HAIR		72	72	LAINES, POILS D'ANIMAL
	IRON AND STEEL SCRAP	1,940	44	1,984	DECHETS DE FER, D'ACIER
	NON-FERROUS MET. SCRAP		30	30	DECHETS METAL. NON FER.
COAL, BITUMINOUS	3	3,701	3,704	CHARBON BITUMINEUX	
CLAY MATERIALS NES		862	862	MATIERES ARGIL. NDA	
SAND AND GRAVEL		203	203	SABLE ET GRAVIERS	
LIMESTONE	245	7,110	7,355	PIERRE CALCAIRE	
CRUSHED STONE		126	126	PIERRE CONCASSÉE	
STONE, CRUDE NES		19	19	PIERRE BRUTE NDA	
BARYTES, NATURAL		1,642	1,642	BARYTINE NATURELLE	
GYPSE	28	73	101	GYPSE	
SALT	43	8,370	8,413	SEL	
SULPHUR IN ORES		25	25	SOUFRE EN MINERAL	
COTTON, TEXTILE WASTE	1		1	DECHETS DE COTON, TEXT.	
WASTE AND SCRAP NES	1,014	92	1,106	DECHETS ET REBUTS NDA	
RUBBER FAB. MATERIALS	20	88	108	DEMI-PROD. CAOUTCHOUC	
LUMBER AND TIMBER	314	35,570	35,884	BOIS D'OEUVRE ET CHARP.	
FLOORING		117	117	LAMES POUR PARQUET	
RAILWAY TIES	30	4,552	4,582	TRAVERSES DE CH. FER	
SHINGLES AND SHAKES	1	1,152	1,153	BARDEAUX, BARD. FACADE	
SAWMILL PRODUCTS NES		15	15	SCIAGES NDA	
VENEER, PLYWOOD	164	7,484	7,648	PLACAGES, CONTRE-PLAQ.	
COOPERAGE STOCK	1	55	56	DEMI-PROD. TONNELLERIE	
WOOD FAB. MATERIALS	63	1,742	1,805	DEMI-PRODUITS EN BOIS	
PULP		464	464	PATE	
NEWSPRINT PAPER	1,532	23	1,555	PAPIER JOURNAL	

TABLE 11. CARGOES HANDLED AT CANADIAN PORTS IN COASTWISE SHIPPING.

TABLEAU 11. MARCHANDISES MANUTENTIONNEES DANS LES PORTS CANADIENS, EN CABOTAGE NATIONAL.

PORT PORT	COMMODITY	TONS LOADED TONNES CHARGEES	TONS UNLOADED TONNES DECHARGEES	TOTAL TOTAL	MARCHANDISES
PORT AUX BASQUES (CONTD. - SUITE)	PAPER NES	44,685	1,516	46,201	PAPIER NDA
	PAPERBOARD		1,306	1,306	CARTON
	BLDG.PAPER AND BOARD	119	5,520	5,639	PLAQ.CONSTR.,PAP/CART.
	CORDAGE,TWINE,ROPE	2	13	15	CORDAGE,FICELLE,CORDE
	TEXTILE FAB.MTL NES	12	177	189	OUVR.EN MAT.TEXT.NDA
	FISH,MARINE ANIMAL OIL	1,340	20	1,360	HUIL.DE POISSON,AN.MAR
	VEG.OILS,FATS NES		52	52	HUIL.MAT.GRAS.VEG.NDA
	DILS,FATS,WAXES NES	2	231	233	HUIL.MAT.GRAS.CIRE NDA
	SULPHURIC ACID		25	25	ACIDE SULFURIQUE
	METALLIC SALTS		3,913	3,913	SELS METALLIQUES
	INORGANIC CHEMS. NES	99	8,139	8,238	PROD.CHIM.INORG.NDA
	ORGANIC CHEMICALS NES	58	316	374	PROD.CHIM.ORGAN.NDA
	EXPLOS., FUSES, CAPS	31	2,104	2,135	EXPLOS.,AMORCES, DET.
	FERTILIZERS NES		4,626	4,626	ENGRAIS CHIMIQUE NDA
	AGRICULTURAL CHEMICALS	6	129	135	PROD.CHIM.AGRICOLES
	PLASTIC MATERIALS		803	803	MATIERES PLASTIQUES
	OYESTUFF,PIGMENT,PAINT	21	178	199	MAT.COLOR.PIG.PEINTURE
	CHEM.SPECIALTIES NES		4,575	4,575	PROD.CHIM.SPECIAUX NDA
	GASOLINE	21	4,798	4,819	ESSENCE
	FUEL OIL	139	39,562	39,701	MAZOUT
	LUBRICATING OIL,GREASE	136	4,334	4,470	HUILE,GRAISSE LUBRIF.
	COKE	2		2	COKE
	ASPHALTS,ROAD OILS	5	1,053	1,058	ASPHALTE,BITUME LIQD.
	COAL TAR,PITCH		52	52	GOUDRON,BRAI DE BOUIL.
	PETROL.COAL PROD.NES	7	733	740	DERIVE PETR.CHARB.NDA
	CASTINGS,FORGINGS		24	24	MOUL.PIECES FORGEES
	BAR AND RODS,STEEL		1,063	1,063	BARRES ET TIGES ACIER
	PLATE & SHEET STEEL	927	2,608	3,535	TOLES,FEUILLES DACIER
	STRUCTURAL SHAPES	904	4,552	5,456	PROFILES DE CONSTRUCT.
	RAILS & TRACK MATERIAL	63	1,276	1,339	RAILS,MAT.VOIE FERREE
	PIPES,TUBES:IRON,STEEL	70	10,784	10,854	TUYAUX,TUBES:FER,ACIER
	WIRE	26	177	203	FIL METALLIQUE
	ALUMINIUM		38	38	ALUMINIUM
	COPPER AND ALLOYS	5	32	37	CUIVRE ET ALLIAGES
	LEAD AND ALLOYS		80	80	PLOMB ET ALLIAGES
	METAL FAB.BASIC PROD.	937	1,124	2,061	OUVR.DE BASE EN METAL
	BUILDING BRICK, CLAY		3,005	3,005	BRIQA.BATIR ARGILE
	DRAIN TILES,PIPES		12	12	TUILES TUY.DE DRAINAGE
	BRICKS,TILES NES		261	261	BRIQUES,TUILES NDA
	GLASS BASIC PRODUCTS		618	618	OUVR.DE BASE EN VERRE
	ASBESTOS BASIC PROD.		52	52	OUVR.DE BASE AMIANTE
	CEMENT	3,309	2,975	6,284	CIMENT
	CEMENT BASIC PROD.		347	347	OUVR.DE BASE CIMENT
	LIME		3,870	3,870	CHAUX
	NON-MET.MIN.BASIC PROD	714	7,800	8,514	PROD.MIN.NON-MET.BASE
	MISC.FABRICATED PROD.	3	358	361	OUVRAGES DIVERS
	TRACTORS	167	2,545	2,712	TRACTEURS
MACHINERY NES	664	3,629	4,093	MACHINES NDA	
RAILWAY ROLLING STOCK	1,006	9,397	10,403	MAT.ROUL.DE CH.DE FER	
PASS.AUTOS AND CHASSIS	69	5,448	5,517	VOITURES PART.,CHASSIS	
BUSES AND CHASSIS		80	80	AUTOBUS ET CHASSIS	
TRUCKS AND CHASSIS	16	881	897	CAMIONS ET CHASSIS	
MOTOR VEHICLE ENGINES	27	959	986	MOTEURS DE VEH.AUTOM.	
ROAD MOTOR VEH. NES	247	7,394	7,641	VEH.AUTOM.ROUTIERS NDA	
SHIPS,AIRCRAFT,MIS.VEH	13	174	187	NAVIRES,AVIONS,VEH.DIV	
RUBBER TIRES AND TUBES	42	971	1,013	PNEUS, CHAMBRES A AIR	
EQUIPMENT MISC.	1,429	4,843	6,272	MATERIEL DIVERS	
PERSONAL,HSEHOLD GOODS	387	7,323	7,710	ART.PERS.ET MENAGERS	
FIREARMS,AMMUNITION	2		2	ARMES A FEU,MUNITIONS	
CONTAINERS,CLOSURES	1,488	16,400	17,888	CONTENEURS,FERMETURES	
MISC. END PRODUCTS NES	19	969	988	PRODUITS FINIS DIV.NDA	
GENERAL CARGO	7,053	52,685	59,738	MARCHANDISES DIVERSES	
PORT TOTAL	79,886 *	463,070 *	542,956 *	TOTAL DU PORT	
PORT HOPE SIMPSON	WHEAT FLOUR	3		3	FARINE DE BLE
	MISC.FOOD PREP.NES		153	153	DIV.PREP.ALIM.NDA
	NON-ALCOHOLIC BEVERAGE		4	4	BOISSONS NON-ALCOOLIQ.
	LUMBER AND TIMBER		25	25	BOIS OEUVRE ET CHARP.
	BLDG.PAPER AND BOARD		2	2	PLAQ.CONSTR.,PAP/CART.
	FISH,MARINE ANIMAL OIL		3	3	HUIL.DE POISSON,AN.MAR
	GASOLINE		10	10	ESSENCE
	FUEL OIL		30	30	MAZOUT
	METAL FAB.BASIC PROD.	1		1	OUVR.DE BASE EN METAL
	CEMENT		1	1	CIMENT
	NON-MET.MIN.BASIC PROD		6	6	PROD.MIN.NON-MET.BASE
	MACHINERY NES	1		1	MACHINES NDA
	ROAD MOTOR VEH. NES		1	1	VEH.AUTOM.ROUTIERS NDA
	PERSONAL,HSEHOLD GOODS		67	67	ART.PERS.ET MENAGERS
GENERAL CARGO		102	102	MARCHANDISES DIVERSES	
PORT TOTAL	5 *	404 *	409 *	TOTAL DU PORT	
LONG HARBOUR	PHOSPHATE ROCK	5,143		5,143	ROCHE PHOSPHATEE
	SALT		30	30	SEL

TABLE 11. CARGOES HANDLED AT CANADIAN PORTS IN COASTWISE SHIPPING.

TABLEAU 11. MARCHANDISES MANUTENTIONNEES DANS LES PORTS CANADIENS, EN CABOTAGE NATIONAL.

PORT PORT	COMMODITY	TONS LOADED TONNES CHARGEES	TONS UNLOADED TONNES DECHARGEES	TOTAL TOTAL	MARCHANDISES
LONG HARBOUR (CONTO. - SUITE)	WASTE AND SCRAP NES	5,957		5,957	DECHETS ET REBUTS NOA
	INORGANIC CHEMS. NES	92,943		92,943	PROD. CHIM. INORG. NOA
	COKE		13,721	13,721	COKE
	METAL FAB. BASIC PROD.		538	538	OUVR. DE BASE EN METAL
	NON-MET. MIN. BASIC PROD.		544	544	PROD. MIN. NON-MET. BASE
	CONTAINERS, CLOSURES	6	20	26	CONTENEURS, FERMETURES
	PORT TOTAL	104,049 *	14,853 *	118,902 *	TOTAL DU PORT
ST. ALBANS	LIVE ANIMALS, NES		1	1	ANIMAUX VIVANTS, NOA
	MEAT, FRESH OR FROZEN		3	3	VIANDE, FRAICHE / CONG.
	FISH, FRESH OR FROZEN		2	2	POISSON, FRAIS OU CONG.
	BUTTER		3	3	BEURRE
	DAIRY PROD. EGGS, HONEY		15	15	PROD. LAIT., OEUFS, MIEL
	BAKERY PROD. INC. FROZEN		1	1	PROD. BOUL., PROD. CONG.
	SUGAR PREPARATIONS		1	1	PREP. A BASE DE SUCRE
	MISC. FOOD PREP. NES	8	45	53	DIV. PREP. ALIM. NOA
	HAY, FORAGE, STRAW		1	1	FOIN, FOURRAGE, PAILLE
	NON-ALCOHOLIC BEVERAGE		1	1	BOISSONS NON-ALCOOLIQ.
	ALE, BEER, STOUT, PORTER	27	2	29	ALE, BIERE, STOUT, PORTER
	COAL, BITUMINOUS		36	36	CHARBON BITUMINEUX
	LUMBER AND TIMBER	208	40	248	BOIS D'OEUVRE ET CHARP.
	VENEER, PLYWOOD	2	2	4	PLACAGES, CONTRE-PLAQ.
	WOOD FAB. MATERIALS	1	1	2	DEMI-PRODUITS EN BOIS
	BLDG. PAPER AND BOARD	1	65	66	PLAQ. CONSTR., PAP/CART.
	TEXTILE FAB. MTL NES	1	1	2	OUVR. EN MAT. TEXT. NOA
	DYESTUFF, PIGMENT, PAINT		2	2	MAT. COLOR. PIG. PEINTURE
	GASOLINE		1,412	1,412	ESSENCE
	FUEL OIL	2	3,773	3,775	MAZOUT
	LUBRICATING OIL, GREASE	8		8	HUILE, GRAISSE LUBRIF.
	PIPES, TUBES: IRON, STEEL		53	53	TUYAUX, TUBES: FER, ACIER
	METAL FAB. BASIC PROD.	2	14	16	OUVR. DE BASE EN METAL
	CEMENT		227	227	CIMENT
	NON-MET. MIN. BASIC PRDD		7	7	PROD. MIN. NON-MET. BASE
	MISC. FABRICATED PROD.		5	5	OUVRAGES DIVERS
	MACHINERY NES	6	10	16	MACHINES NOA
EQUIPMENT MISC.		2	2	MATERIEL DIVERS	
PERSONAL, HSEHOLD GOODS		34	34	ART. PERS. ET MENAGERS	
CONTAINERS, CLOSURES	1	7	8	CONTENEURS, FERMETURES	
GENERAL CARGO	9	142	151	MARCHANDISES DIVERSES	
PORT TOTAL	276 *	5,908 *	6,184 *	TOTAL DU PORT	
ST. JOHN'S	CATTLE		145	145	BOVINS
	LIVE ANIMALS, NES	6	152	158	ANIMAUX VIVANTS, NOA
	MEAT, FRESH OR FROZEN	49	2,251	2,300	VIANDE, FRAICHE / CONG.
	MEAT, CURED		161	161	VIANDE FUMEE OU SALEE
	MEAT AND MEAT PREP. NES	2	555	557	VIANDES ET PREP. NOA
	FISH, FRESH OR FROZEN	512	571	1,083	POISSON, FRAIS OU CONG.
	FISH, SALTED OR CURED	721		721	POISSON, SALE OU FUME
	FISH, CANNED		73	73	POISSON EN BOITES
	SHELL FISH, NES	8	9	17	MOLLUSQUES CRUST., NOA
	BUTTER	21	211	232	BEURRE
	CHEESE		179	179	FROMAGE
	MILK POWDER		76	76	LAIT EN POWDRE
	DAIRY PROD. EGGS, HONEY	107	1,755	1,862	PROD. LAIT., OEUFS, MIEL
	BARLEY		3,852	3,852	ORGE
	OATS		201	201	AVOINE
	WHEAT		11,414	11,414	BLE
	CEREALS UNMILLED, NES		7	7	CEREALES NON MOUL., NOA
	CORN MEAL AND FLOUR		201	201	SEMOULE, FARINE DE MAIS
	MALT AND MALT FLOUR		83	83	MALT ET FARINE DE MALT
	WHEAT FLOUR	70	2,998	3,068	FARINE DE BLE
	CEREALS MILLED, NES		2,601	2,601	CEREALES MOULUES, NOA
	BAKERY PROD. INC. FROZEN		33	33	PROD. BOUL., PROD. CONG.
	MACARONI, CEREAL PROD.		1,467	1,467	PATES ALIM. PROD. CEREAL
	APPLES		31	31	POMMES
	FRESH FRUITS, BERRIES		848	848	FRUITS, BAIES FRAIS
	FROZEN FRUITS, BERRIES		107	107	FRUITS, BAIES CONGELES
	FRUIT JUICES		233	233	JUS DE FRUIT
	FRUIT, PRES. NOT CANNED		352	352	CONS. FRUITS NON BOITE
	FRUITS, PREP. CANNED		2,832	2,832	FRUITS PREP. EN BOITE
	NUTS, EXC. OIL NUTS NES		3	3	NOIX, SAUF OLEAG. NOA
	POTATOES	31	8,772	8,773	POMMES DE TERRE
	VEGETABLES, FRESH	9	1,531	1,540	LEGUMES, FRAIS
	VEGETABLES, FROZEN		315	315	LEGUMES, CONGELES
	VEGETABLES, DRIED		130	130	LEGUMES, SECS
	VEGETABLE PREP. NES		3,512	3,512	PREP. DE LEGUMES NOA
	SUGAR, NES		1,859	1,859	SUCRE, NOA
	MOLASSES, REFINED		12	12	MELASSE, RAFFINEE
	SYRUP		9	9	SIROP
	SUGAR PREPARATIONS	1	29	30	PREP. A BASE DE SUCRE
	TEA	1	99	100	THE
	SPICES		8	8	EPICES
	MARGARINE		76	76	MARGARINE

TABLE 11. CARGOES HANDLED AT CANADIAN PORTS IN COASTWISE SHIPPING.

TABLEAU 11. MARCHANDISES MANUTENTIONNEES DANS LES PORTS CANADIENS, EN CABOTAGE NATIONAL.

PORT PORT	COMMODITY	TONS LOADED TONNES CHARGEES	TONS UNLOADED TONNES DECHARGEES	TOTAL TOTAL	MARCHANDISES
ST. JOHNS (CONTD. - SUITE)	SHORTENING		7	7	GRAISSE CULINAIRE
	LARD		25	25	SAINDOUX
	MISC.FOOD PREP.NES	1,686	36,473	38,159	DIV.PREP.ALIM.NDA
	HAY,FORAGE,STRAW		434	434	FOIN,FOURRAGE,PAILLE
	HULLS,SCREENINGS,CHAFF		4	4	ECOLURES,CRIBLURES,BAL
	BRAN,SHORTS,MIDDINGS		50	50	SON,ISSUES DE CEREALES
	GROUND CEREALS NES		8,088	8,088	CEREALES MOULUES NDA
	BREWERS GRAINS		75	75	GRAINS DE BRASSERIE
	FEEDS OF ANIMAL ORIGIN	443		443	PROV.DORIGINE ANIMALE
	CONC.COMPLETE FEEDS		85	85	CONC.,PROV.COMPLETES
	NON-ALCOHOLIC BEVERAGE	639	30	669	BOISSONS NON-ALCOOLIQ.
	ALE,BEER,STOUT,PORTER	788		788	ALE,BIERE,STOUT,PORTER
	WINES		51	51	VINS
	DIST.ALCOHOLIC BEV.	240	916	1,156	BOISS.ALCOOL.DIST.
	CIGARETTES		71	71	CIGARETTES
	TOBACCO NES		9	9	TABACS NDA
	CRUDE VEG.PROD.NES		4	4	PR.BRUTS ORIG.VEG.NDA
	WOOL AND ANIMAL HAIR		15	15	LAINE,POILS DANIMAL
	IRON AND STEEL SCRAP	14	11	25	DECHETS DE FER, DACIER
	NON-FERROUS MET.SCRAP	1		1	DECHETS METAL.NON FER.
	SLAG,DROSS,BY-PRODUCTS	80		80	POUS.GUEUL.SCOR.PROD.
	COAL,BITUMINOUS		37	37	CHARBON BITUMINEUX
	NATURAL GAS		48	48	GAZ NATUREL
	ASBESTOS		20	20	AMIANTE
	BENTONITE		5	5	BENTONITE
	CHINA CLAY		17	17	KAOLIN
	CLAY MATERIALS NES		265	265	MATIERES ARGIL.NDA
	SAND AND GRAVEL	140	147	287	SABLE ET GRAVIERS
	LIMESTONE	70	1,000	1,070	PIERRE CALCAIRE
	BARYTES,NATURAL		503	503	BARYTINE NATURELLE
	SALT	19	42,335	42,354	SEL
	CRUDE NON-MET.MIN.NES		28	28	MIN.NON-MET.BRUTS NDA
	WASTE AND SCRAP NES	1,408		1,408	DECHETS ET REBUTS NDA
	RUBBER FAB.MATERIALS	3	5,520	5,523	DEMI-PROD.CAOUTCHOUC
	LUMBER AND TIMBER	205	8,093	8,298	BOIS D'OEUVRE ET CHARP.
	RAILWAY TIES		120	120	TRAVERSES DE CH. FER
	SHINGLES AND SHAKES		308	308	BARDEAUX,BARD.FAÇADE
	VENEER,PLYWOOD		3,481	3,481	PLACAGES,CONTRE-PLAQ.
	WOOD FAB.MATERIALS		131	131	DEMI-PRODUITS EN BOIS
	PULP		141	141	PATE
	PAPER NES		5,348	5,348	PAPIER NDA
	PAPERBOARD	1	4,397	4,398	CARTON
	BLOG.PAPER AND BOARD	375	17,870	18,245	PLAQ.CONSTR.L.PAP/CART.
	WET MACHINE BOARD		3	3	CARTON EN PATE PRESSE
	CORDAGE,TWINE,ROPE	3		3	COROAGE,FICELLE,CORDE
	TEXTILE FAB.MTL NES		3,746	3,746	OUVR.EN MAT.TEXT.NDA
	FISH,MARINE ANIMAL OIL	127	117	244	HUIL.DE POISSON,AN.MAR
	VEG.OILS,FATS NES	31	2,429	2,460	HUIL.MAT.GRAS.VEG.NDA
	OILS,FATS,WAXES NES		178	178	HUIL.MAT.GRAS.CIRE NDA
	METALLIC SALTS		73	73	SELS METALLIQUES
	INORGANIC CHEMS. NES		155	155	PROD.CHIM.INORG.NDA
	GLYCOL		34	34	GLYCOL
	ORGANIC CHEMICALS NES		1,727	1,727	PROD.CHIM.ORGAN.NDA
	EXPLDS., FUSES, CAPS		12	12	EXPLOS.,AMORCES, OET.
	FERTILIZERS NES	13	439	452	ENGRAIS CHIMIQUE NDA
	AGRICULTURAL CHEMICALS		9	9	PROD.CHIM.AGRICOLES
	SYNTHETIC RUBBER		36	36	CAOUTCHOUC SYNTHETIQUE
	PLASTIC MATERIALS		77	77	MATIERES PLASTIQUES
	DYESTUFF,PIGMENT,PAINT	64	3,180	3,244	MAT.COLOR.PIG.PEINTURE
	CHEM.SPECIALTIES NES	81	879	960	PROD.CHIM.SPECIALIAUX NDA
	GASOLINE	38,667	153,861	192,528	ESSENCE
	FUEL OIL	94,731	478,904	573,635	MAZOUT
	LUBRICATING OIL,GREASE		2,261	2,269	HUILE,GRAISSE LUBRIF.
	ASPHALTS,ROAD OILS	8	341	341	ASPHALTE,BITUME LIQD.
	COAL TAR,PITCH		41	41	GOUDRON,BRAI DE BOUIL.
	PETROL.COAL PROD.NES	3	1,834	1,837	DERIVE PETR.CHARB.NDA
	PRIMARY IRON,STEEL NES		1,612	1,612	FER,ACIER PRIMAIR.NDA
	CASTINGS,FORGINGS	11	1,070	1,081	MOUL.PIECES FORGEES
	BAR AND RODS,STEEL		2,180	2,180	BARRES ET TIGES ACIER
	PLATE & SHEET STEEL		4,982	4,982	TOLES,FEUILLES DACIER
	STRUCTURAL SHAPES	852	11,698	12,550	PROFILES DE CONSTRUCT.
	PIPES,TUBES: IRON,STEEL	60	968	1,028	TUYAUX,TUBES:FER,ACIER
	WIRE	7	99	106	FIL METALLIQUE
	ALUMINUM		9	9	ALUMINIUM
	METAL FAB.BASIC PROD.	69	9,087	9,156	OUVR.DE BASE EN METAL
	BUILDING BRICK, CLAY		151	151	BRIQ.A BATIR ARGILE
	GLASS BASIC PRODUCTS		1	1	OUVR.DE BASE EN VERRE
	ASBESTOS BASIC PROD.		132	132	OUVR.DE BASE AMIANTE
	CEMENT		555	555	CIMENT
	CEMENT BASIC PROD.		170	170	OUVR.DE BASE CIMENT
	LIME		310	310	CHAUX
	NON-MET.MIN.BASIC PROD	89	971	1,060	PROD.MIN.NON-MET.BASE
	MISC.FABRICATED PROD.	3	177	180	OUVRAGES DIVERS



TABLE 11. CARGOES HANDLED AT CANADIAN PORTS IN COASTWISE SHIPPING.

TABLEAU 11. MARCHANDISES MANUTENTIONNEES DANS LES PORTS CANADIENS, EN CABOTAGE NATIONAL.

PORT	COMMODITY	TONS LOADED TONNES CHARGÉES	TONS UNLOADED TONNES DECHARGÉES	TOTAL TOTAL	MARCHANDISES	
ST. JOHNS (CONTD. - SUITE)	TRACTORS	19	10	29	TRACTEURS	
	MACHINERY NES	1,586	8,563	10,149	MACHINES NDA	
	PASS.AUTOS AND CHASSIS	251	31,817	32,068	VOITURES PART.,CHASSIS	
	TRUCKS AND CHASSIS	3	77	80	CAMIONS ET CHASSIS	
	MOTOR VEHICLE ENGINES		51	51	MOTEURS DE VEH.AUTOM.	
	ROAD MOTOR VEH. NES	58	1,305	1,363	VEH.AUTOM.ROUTIERS NDA	
	SHIPS,AIRCRAFT,MIS.VEH	25	34	59	NAVIRES,AVIONS,VEH.DIV	
	RUBBER TIRES AND TUBES	21	124	145	PNFUS, CHAMBRES A AIR	
	EQUIPMENT MISC.	954	8,954	9,908	MATERIEL DIVERS	
	PERSONAL,HSEHOLD GOODS	324	4,210	4,534	ART.PERS.ET MENAGERS	
	CONTAINERS,CLOSURES	1,158	4,772	5,930	CONTENEURS,FERMETURES	
	MISC. END PRODUCTS NES	31	1,380	1,411	PRODUITS FINIS DIV.NDA	
	GENERAL CARGO	3,986	6,583	10,569	MARCHANDISES DIVERSES	
	PORT TOTAL	150,885 *	938,273 *	1,089,158 *	TOTAL DU PORT	
	ST. LAWRENCE	FISH,FRESH OR FROZEN	1		1	POISSON,FRAIS OU CONG.
		DAIRY PRDD.EGGS,HONEY	3	64	67	PROD.LAIT.,OEUFs,MIEL
		POTATDES		157	157	POMMES DE TERRE
VEGETABLE PREP.NES			4	4	PREP. DE LEGUMES NDA	
SUGAR, NES			45	45	SUCRE, NDA	
SUGAR PREPARATIONS			1	1	PREP. A BASE DE SUCRE	
MISC.FOOD PREP.NES		6	94	100	DIV.PREP.ALIM.NDA	
BARYTES,NATURAL		6,050		6,050	BARYTINE NATURELLE	
FLUORS PAR		150,786		150,786	SPATH FLUOR	
SALT			40	40	SEL	
LUMBER AND TIMBER			1,559	1,559	BOIS D'OEUVRE ET CHARP.	
VENEER,PLYWOOD			164	164	PLACAGES,CONTRE-PLAQ.	
WOOD FAB.MATERIALS			4	4	DEMI-PRODUITS EN BOIS	
BLDG.PAPER AND BOARD			43	43	PLAQ.CONSTR.,PAP/CART.	
INORGANIC CHEMS. NES			43	43	PROD.CHIM.INORG.NDA	
EXPLOS., FUSES, CAPS			78	78	EXPLOS.,AMORCES, DET.	
DYESTUFF,PIGMENT,PAINT			14	14	MAT.COLOR.PIG.PEINTURE	
FUEL OIL			2,122	2,122	MAZOUT	
FERRO-ALLOYS			45	45	FERRO-ALLIAGES	
STRUCTURAL SHAPES			7	7	PROFILES DE CONSTRUCT.	
RAILS & TRACK MATERIAL			20	20	RAILS,MAT.VOIE FERREE	
PIPES,TUBES:IRON,STEEL			25	25	TUYAUX,TUBES:FER,ACIER	
METAL FAB.BASIC PROD.		12	13	25	OUVR.DE BASE EN METAL	
DRAIN TILES,PIPES			15	15	TUILES TUY.OE DRAINAGE	
CEMENT			700	700	CEMENT	
NON-MET.MIN.BASIC PROD			165	165	PROD.MIN.NON-MET.BASE	
MISC.FABRICATED PROD.			19	19	OUVRAGES DIVERS	
MACHINERY NES		160	9	169	MACHINES NDA	
RAILWAY ROLLING STOCK			10	10	MAT.ROUL.DE CH.DE FER	
ROAD MOTOR VEH. NES			20	20	VEH.AUTOM.ROUTIERS NDA	
SHIPS,AIRCRAFT,MIS.VEH			1	1	NAVIRES,AVIONS,VEH.DIV	
EQUIPMENT MISC.		77	17	94	MATERIEL DIVERS	
PERSONAL,HSEHOLD GOODS			52	52	ART.PERS.ET MENAGERS	
CONTAINERS,CLOSURES		37		37	CONTENEURS,FERMETURES	
MISC. END PRODUCTS NES	2		2	PRODUITS FINIS DIV.NDA		
GENERAL CARGO	14	89	103	MARCHANDISES DIVERSES		
PORT TOTAL	157,148 *	5,639 *	162,787 *	TOTAL DU PORT		
STEPHENVILLE	FISH,FRESH OR FROZEN		204	204	POISSON,FRAIS OU CONG.	
	PULPWOOD		175,493	175,493	BOIS A PATE	
	GYPNUM	117,887		117,887	GYPSE	
	SALT		5,062	5,062	SEL	
	LUMBER AND TIMBER		225	225	BOIS D'OEUVRE ET CHARP.	
	PAPERBOARD	7,354		7,354	CARTON	
	METALLIC SALTS		3,850	3,850	SELS METALLIQUES	
	INORGANIC CHEMS. NES	2		2	PROD.CHIM.INORG.NDA	
	GASOLINE		4,008	4,008	ESSENCE	
	FUEL OIL	15,834	109,162	124,996	MAZOUT	
	BARS AND RODS,STEEL	18		18	BARRES ET TIGES ACIER	
	PLATE & SHEET STEEL	2		2	TOLES,FEUILLES D'ACIER	
	STRUCTURAL SHAPES	10		10	PROFILES DE CONSTRUCT.	
	METAL FAB.BASIC PROD.	14		14	OUVR.DE BASE EN METAL	
	TRACTORS	50		50	TRACTEURS	
	MACHINERY NES	322	6	328	MACHINES NDA	
	PASS.AUTOS AND CHASSIS	3	220	223	VOITURES PART.,CHASSIS	
	ROAD MOTOR VEH. NES	8		8	VEH.AUTOM.ROUTIERS NDA	
	EQUIPMENT MISC.	35		35	MATERIEL DIVERS	
	PERSONAL,HSEHOLD GOODS	4		4	ART.PERS.ET MENAGERS	
	CONTAINERS,CLOSURES	348		348	CONTENEURS,FERMETURES	
GENERAL CARGO	225	168	393	MARCHANDISES DIVERSES		
PORT TOTAL	142,116 *	298,398 *	440,514 *	TOTAL DU PORT		
TILT COVE	COPPER ORE AND CONC.	27,876		27,876	MINERAU,CONC. CUIVRE	
	PORT TOTAL	27,876 *		27,876 *	TOTAL DU PORT	
TOMMYS ARM	LUMBER AND TIMBER	225		225	BOIS D'OEUVRE ET CHARP.	
	GENERAL CARGO		225	225	MARCHANDISES DIVERSES	
	PORT TOTAL	225 *	225 *	450 *	TOTAL DU PORT	

TABLE 11. CARGES HANDLED AT CANADIAN PORTS IN COASTWISE SHIPPING.

TABLEAU 11. MARCHANDISES MANUTENTIONNEES DANS LES PORTS CANADIENS, EN CABOTAGE NATIONAL.

PORT PORT	COMMODITY	TONS LOADED TONNES CHARGÉES	TONS UNLOADED TONNES DECHARGÉES	TOTAL TOTAL	MARCHANDISES
NFLD-NES/T-N -NDA	LIVE ANIMALS, NES	1		1	ANIMAUX VIVANTS, NDA
	MEAT, FRESH OR FROZEN	365	378	743	VIANDE, FRAICHE / CONG.
	MEAT, CURED		10	10	VIANDE FUMÉE OU SALÉE
	MEAT AND MEAT PREP. NES		2	2	VIANDES ET PRÉP. NDA
	FISH, FRESH OR FROZEN	3,101	948	4,049	POISSON, FRAIS OU CONG.
	FISH, SALTED OR CURED	112	145	257	POISSON, SALÉ OU FUMÉ
	LOBSTER	43	1	44	HDMARD
	SHELL FISH, NES	14	10	24	MOLLUSQUES CRUST., NDA
	BUTTER		66	66	BEURRE
	DAIRY PROD. EGGS, HONEY	3	538	541	PROD. LAIT., OEUF, MIEL
	CEREALS UNMILLED, NES	1		1	CEREALES NON MOUL., NDA
	WHEAT FLOUR	17	752	769	FARINE DE BLE
	BAKERY PROD. INC. FROZEN	2	12	14	PROD. BOUL., PROD. CONG.
	MACARONI, CEREAL PROD.		20	20	PÂTES ALIM. PROD. CEREAL
	APPLES	1		1	POMMES
	FRESH FRUITS, BERRIES		4	4	FRUITS, BAIES FRAIS
	FROZEN FRUITS, BERRIES		1	1	FRUITS, BAIES CONGÉLÉS
	FRUIT JUICES		32	32	JUS DE FRUIT
	POTATOES	24	292	316	POMMES DE TERRE
	VEGETABLES, FRESH	7	640	647	LEGUMES, FRAIS
	VEGETABLES, FROZEN	5	17	22	LEGUMES, CONGÉLÉS
	VEGETABLE PREP. NES		32	32	PRÉP. DE LEGUMES NDA
	SUGAR, NES	2	305	307	SUCRE, NDA
	SUGAR PREPARATIONS		6	6	PRÉP. A BASE DE SUCRE
	TEA		2	2	THE
	MARGARINE		4	4	MARGARINE
	SHORTENING	5	3	8	GRAISSE CULINAIRE
	MISC. FOOD PREP. NES	248	3,883	4,131	DIV. PRÉP. ALIM. NDA
	HAY, FORAGE, STRAW		160	160	FDIN, FOURRAGE, PAILLE
	BRAN, SHORTS, MIDDINGS	1	1	2	SON, ISSUES DE CEREALES
	GROUND CEREALS NES	6	66	72	CEREALES MOULUES NDA
	FEEDS, VEGETABLE ORIGIN	4	4	8	PRDV. D'ORIGINE VEGETALE
	FEEDS OF ANIMAL ORIGIN	3,839	1	3,840	PRDV. D'ORIGINE ANIMALE
	NON-ALCOHOLIC BEVERAGE	3	401	404	BOISSONS NON-ALCOOLIQ.
	ALE, BEER, STOUT, PORTER	15	540	555	ALE, BIÈRE, STOUT, PORTER
	RAW HIDES AND SKINS		4	4	PEAUX ET CUIRS BRUT
	CRUDE ANIMAL PROD. NES	37		37	PR. BRUTS ORIG. ANIM. NDA
	BOLTS, ROUND TIMBER	2	77	79	BILLOTS, BOIS ROND
	PULPWOOD	10,000		10,000	BOIS A PATE
	COAL, BITUMINOUS	6	223	229	CHARBON BITUMINEUX
	SAND AND GRAVEL	5	10	15	SABLE ET GRAVIERES
	LIMESTONE		130	130	PIERRE CALCAIRE
	STONE, CRUDE NES	1		1	PIERRE BRUTE NDA
	WATER AND ICE	24	24	48	EAU ET GLACE
	SALT	380	7,947	8,227	SEL
	LUMBER AND TIMBER	2,814	2,097	4,911	BOIS D'OEUVRE ET CHARP.
	FLOORING	16	1	17	LAMES POUR PARQUET
	SHINGLES AND SHAKES	2	43	45	BARDEAUX, BARDE, FACADE
	VENEER, PLYWOOD		256	256	PLACAGES, CONTRE-PLAQ.
	COOPERAGE STOCK		1	1	DEMI-PROD. TONNELLERIE
WOOD FAB. MATERIALS	4	10	14	DEMI-PRODUITS EN BOIS	
PAPER NES	6	39	45	PAPIER NDA	
BLDG. PAPER AND BOARD	164	1,563	1,727	PLAQ. CONSTR., PAP/CART.	
CORDAGE, TWINE, ROPE	2	2	4	CORDAGE, FICELLE, CORDE	
TEXTILE FAB. MTL NES	1	3,527	3,528	OUVR. EN MAT. TEXT. NDA	
FISH, MARINE ANIMAL OIL	891	9	900	HUIL. DE POISSON, AN. MAR	
OILS, FATS, WAXES NES	30	5	35	HUIL. MAT. GRAS. CIRE NDA	
METALLIC SALTS		5	5	SELS METALLIQUES	
INORGANIC CHEMS. NES		11	11	PROD. CHIM. INORG. NDA	
ORGANIC CHEMICALS NES		21	21	PROD. CHIM. ORGAN. NDA	
EXPLOS., FUSES, CAPS		26	26	EXPLOS., AMORCES, DET.	
FERTILIZERS NES		111	111	ENGRAIS CHIMIQUE NDA	
AGRICULTURAL CHEMICALS		2	2	PROD. CHIM. AGRICOLES	
PLASTIC MATERIALS		2	2	MATIERES PLASTIQUES	
DYESTUFF, PIGMENT, PAINT	1	15	16	MAT. COLOR. PIG. PEINTURE	
CHEM. SPECIALTIES NES		72	72	PROD. CHIM. SPECIAUX NDA	
GASOLINE	31	27,988	28,019	ESSENCE	
FUEL OIL	451	136,474	136,925	MAZOUT	
LUBRICATING OIL, GREASE	61	283	344	HUILE, GRAISSE LUBRIF.	
COAL TAR, PITCH		5	5	GOUDRON, BRAI DE BOUIL.	
PETROL. COAL PROD. NES	21	65	86	DERIVE PETR. CHARB. NDA	
PLATE & SHEET STEEL		2	2	TOLES, FEUILLES DACIER	
STRUCTURAL SHAPES	2	41	43	PROFILES DE CONSTRUCT.	
PIPES, TUBES: IRON, STEEL	34	283	317	TUYAUX, TUBES: FER, ACIER	
WIRE	2	65	67	FIL METALLIQUE	
COPPER AND ALLOYS	1	1	2	CUIVRE ET ALLIAGES	
METAL FAB. BASIC PROD.	18	381	399	OUVR. DE BASE EN METAL	
BUILDING BRICK, CLAY		27	27	BRIQ. A BATIR ARGILE	
DRAIN TILES, PIPES		241	241	TUILES TUY. DE DRAINAGE	
CEMENT	38	2,887	2,925	CIMENT	
CEMENT BASIC PRDD.		38	38	OUVR. DE BASE CIMENT	
NON-MET. MIN. BASIC PROD	12	246	258	PROD. MIN. NON-MET. BASE	
MISC. FABRICATED PROD.		34	34	OUVRAGES DIVERS	

TABLE 11. CARGOES HANDLED AT CANADIAN PORTS IN COASTWISE SHIPPING.

TABLEAU 11. MARCHANDISES MANUTENTIONNEES DANS LES PORTS CANADIENS, EN CABOTAGE NATIONAL.

PORT	COMMODITY	TONS LOADED TONNES CHARGÉES	TONS UNLOADED TONNES DECHARGÉES	TOTAL TOTAL	MARCHANDISES
NFLO-NES/T-N -NDA (CONTO. - SUITE)	TRACTORS	35	5	40	TRACTEURS
	MACHINERY NES	97	119	216	MACHINES NDA
	MOTOR VEHICLE ENGINES		6	6	MOTEURS DE VEH.AUTOM.
	ROAD MOTOR VEH. NES	11	184	195	VEH.AUTOM.ROUTIERS NDA
	SHIPS, AIRCRAFT, MIS.VEH	33	50	83	NAVIRES, AVIONS, VEH.DIV
	RUBBER TIRES AND TUBES	4	7	11	PNEUS, CHAMBRES A AIR
	EQUIPMENT MISC.	118	983	1,101	MATERIEL DIVERS
	PERSONAL, HSEHOLD GOODS	230	1,045	1,275	ART.PERS.ET MENAGERS
	FIREARMS, AMMUNITION		3	3	ARMES A FEU, MUNITIONS
	CONTAINERS, CLOSURES	843	890	1,733	CONTENEURS, FERMETURES
	MISC. END PRODUCTS NES	2	19	21	PRODUITS FINIS DIV.NDA
	GENERAL CARGO	1,528	7,176	8,704	MARCHANDISES DIVERSES
	PORT TOTAL	25,777 *	204,957 *	230,734 *	TOTAL DU PORT
PROVINCE TOTAL	1,281,453	3,011,066	4,292,519	TOTAL DE LA PROVINCE	
PR. EDWARD ISLAND / ILE CHARLOTTETOWN	DU PR. EDDUARD				
	CATTLE	152		152	BOVINS
	LIVE ANIMALS, NES	270	6	276	ANIMAUX VIVANTS, NDA
	MEAT, FRESH OR FROZEN	32	1	33	VIANOE, FRAICHE / CONG.
	MEAT, CUREO	141		141	VIANOE FUMEE OU SALEE
	MEAT AND MEAT PREP. NES	11		11	VIANDES ET PREP.NDA
	FISH, FRESH OR FROZEN	16		16	POISSON, FRAIS OU CONG.
	FISH, CANNED		6	6	POISSON EN BOITES
	LOBSTER		12	12	HOMARD
	BUTTER	109		109	BEURRE
	CHEESE	99		99	FROMAGE
	MILK POWDER	72		72	LAIT EN POUDE
	DAIRY PROD. EGGS, HONEY	225		225	PROD.LAIT., OEUF, MIEL
	OATS	22		22	AVOINE
	FRESH FRUITS, BERRIES	43		43	FRUITS, BAIES FRAIS
	FRUITS, PREP. CANNED	57		57	FRUITS PREP. EN BOITE
	POTATOES	5,985		5,985	POMMES DE TERRE
	VEGETABLES, FRESH	214		214	LEGUMES, FRAIS
	VEGETABLES, FROZEN	19		19	LEGUMES, CONGELES
	VEGETABLE PREP. NES	64		64	PREP. DE LEGUMES NDA
	SHORTENING	7		7	GRAISSE CULINAIRE
	LARD	3		3	SAINDOUX
	MISC. FOOD PREP. NES	772		772	DIV.PREP.ALIM.NDA
	HAY, FORAGE, STRAW	29		29	FOIN, FOURRAGE, PAILLE
	HULLS, SCREENINGS, CHAFF	4		4	ECOLURES, CRIBLURES, BAL
	NON-ALCOHOLIC BEVERAGE	30		30	BOISSONS NON-ALCOOLIQ.
	SALT		4,242	4,242	SEL
	BLDG. PAPER AND BOARD	306		306	PLAQ.CONSTR., PAP/CART.
	FERTILIZERS NES	12		12	ENGRAIS CHIMIQUE NDA
	DYESTUFF, PIGMENT, PAINT		4	4	MAT.COLOR.PIG.PEINTURE
	GASOLINE	20,685	159,572	180,257	ESSENCE
	FUEL OIL	53,695	440,052	493,747	MAZOUT
	LUBRICATING OIL, GREASE	5		5	HUILE, GRAISSE LUBRIF.
ASPHALTS, ROAD OILS	6		6	ASPHALTE, BITUME LIQD.	
PETROL. COAL PROD. NES	22	3,608	3,630	DERIVE PETR.CHARB.NDA	
METAL FAB. BASIC PROD.	334	2	336	OUVR.DE BASE EN METAL	
CEMENT	16		16	CIMENT	
TRACTORS	18		18	TRACTEURS	
MACHINERY NES	5	11	16	MACHINES NDA	
PASS. AUTOS AND CHASSIS	1	4	5	VOITURES PART., CHASSIS	
MOTOR VEHICLE ENGINES	137	11	148	MOTEURS DE VEH.AUTOM.	
ROAD MOTOR VEH. NES		7	7	VEH.AUTOM.ROUTIERS NDA	
SHIPS, AIRCRAFT, MIS.VEH	2		3	NAVIRES, AVIONS, VEH.DIV	
EQUIPMENT MISC.	308	27	335	MATERIEL DIVERS	
PERSONAL, HSEHOLD GOODS	20		20	ART.PERS.ET MENAGERS	
CONTAINERS, CLOSURES	20	20	40	CONTENEURS, FERMETURES	
MISC. END PRODUCTS NES	43		43	PRODUITS FINIS DIV.NDA	
GENERAL CARGO	4,041	23	4,064	MARCHANDISES DIVERSES	
PORT TOTAL	88,052 *	607,609 *	695,661 *	TOTAL DU PORT	
SOURTS	PULPWOOD	8,200		8,200	BOIS A PATE
	WASTE AND SCRAP NES	125		125	DECHETS ET REBUTS NDA
	GENERAL CARGO	5		5	MARCHANDISES DIVERSES
	PORT TOTAL	8,330 *		8,330 *	TOTAL DU PORT
SUMMERSIDE	BARLEY		7,548	7,548	DRGE
	WHEAT		2,700	2,700	BLE
	FUEL OIL		8,819	8,819	MAZOUT
	PORT TOTAL		19,067 *	19,067 *	TOTAL DU PORT
PEI-NES/IPE-NDA	POTATOES	849		849	POMMES DE TERRE
	VEGETABLES, FRESH	500		500	LEGUMES, FRAIS
	PULPWOOD	3,200		3,200	BOIS A PATE
	FUEL OIL		8,085	8,085	MAZOUT
	PORT TOTAL	4,549 *	8,085 *	12,634 *	TOTAL DU PORT
PROVINCE TOTAL	100,931	634,761	735,692	TOTAL DE LA PROVINCE	

TABLE 11. CARGOES HANDLED AT CANADIAN PORTS IN COASTWISE SHIPPING.

TABLEAU 11. MARCHANDISES MANUTENTIONNEES DANS LES PORTS CANADIENS, EN CABOTAGE NATIONAL.

PORT PORT	COMMODITY	TONS LOADED TONNES CHARGÉES	TONS UNLOADED TONNES DECHARGÉES	TOTAL TOTAL	MARCHANDISES
NOVA SCOTIA / NOUVELLE-ÉCOSSE					
	BRIDGEWATER				
	GASOLINE		6,330	6,330	ESSENCE
	FUEL OIL		13,958	13,958	MAZOUT
	PORT TOTAL	*	20,288 *	20,288 *	TOTAL DU PORT
DIGBY					
	GASOLINE		4,200	4,200	ESSENCE
	FUEL OIL		12,033	12,033	MAZOUT
	PORT TOTAL	*	16,233 *	16,233 *	TOTAL DU PORT
HALIFAX	FISH,SALTED OR CURED		407	407	POISSON,SALE OU FUME
	DAIRY PROD.,EGGS,HONEY	12		12	PROD.LAIT.,OEUFS,MIEL
	BARLEY	1,094	10,183	11,277	ORGE
	OATS	179		179	AVOINE
	WHEAT		131,095	131,095	BLE
	CEREALS UNMILLED,NES	7		7	CEREALES NON MOUL.,NDA
	CORN MEAL AND FLOUR	100		100	SEMOULE,FARINE DE MAIS
	MALT AND MALT FLOUR		1,439	1,439	MALT ET FARINE DE MALT
	WHEAT FLOUR	966		966	FARINE DE BLE
	CEREALS MILLED,NES	25		25	CEREALES MOULUES,NDA
	BAKERY PROD.,INC.FRDZEN	13		13	PROD.BOUL.,PROD.CONG.
	MACARONI,CEREAL PROD.	29		29	PATES ALIM.PROD.CEREAL
	APPLES	8		8	POMMES
	FRESH FRUITS,BERRIES	25		25	FRUITS, BAIES FRAIS
	FROZEN FRUITS, BERRIES	1		1	FRUITS, BAIES CONGELES
	FRUITS, PREP. CANNED	106		106	FRUITS PREP. EN BDTTE
	VEGETABLES, FRESH	17		17	LEGUMES, FRAIS
	VEGETABLES, FROZEN	9		9	LEGUMES, CONGELES
	VEGETABLES, DRIED	36		36	LEGUMES, SECS
	VEGETABLE PREP.NES	153		153	PREP. DE LEGUMES NDA
	SUGAR, NES	750		750	SUCRE, NDA
	MOLASSES, REFINED	12		12	MELASSE,RAFFINEE
	SUGAR PREPARATIONS			1	PREP. A BASE DE SUCRE
	TEA	68		68	THE
	SPICES	8		8	EPICES
	MISC.FOOD PREP.NES	3,699	1	3,700	DIV.PREP.ALIM.NDA
	HAY,FORAGE,STRAW	96		96	FOIN,FOURAGE,PAILLE
	GROUND CEREALS NES	142		142	CEREALES MOULUES NDA
	BREWERS GRAINS	50		50	GRAINS DE BRASSERIE
	FEEDS OF ANIMAL ORIGIN			293	PROV.DDRIGINE ANIMAL
	CONC.COMPLETE FEEDS	32		32	CONC.,PROV.COMPLETES
	WINES	51		51	VINS
	DIST.ALCDHOLIC BEV.	886		886	BOISS.ALCOOL.OIST.
	CIGARETTES	71		71	CIGARETTES
	TOBACCO NES	9		9	TABACS NDA
	CRUDE VEG.PROD.NES	4		4	PR.BRUTS ORIG.VEG.NDA
	IRON AND STEEL SCRAP	6		6	DECHETS DE FER, D'ACIER
	NON-FERROUS MET.SCRAP			1	DECHETS METAL.NON FER.
	BENTONITE	423		423	BENTONITE
	CLAY MATERIALS NES	100		100	MATIERES ARGIL.NDA
	SAND AND GRAVEL	94		94	SABLE ET GRAVIERS
	LIMESTONE	315		315	PIERRE CALCAIRE
	STONE,CRUDE NES			2	PIERRE BRUTE NDA
	WATER AND ICE			1	EAU ET GLACE
	BARYTES,NATURAL			1	BARYTINE NATURELLE
	GYPSUM	140,933		140,933	GYPSE
	SALT	410		410	SEL
	WASTE AND SCRAP NES	48		1,066	DECHETS ET REBUTS NDA
	RUBBER FAB.MATERIALS	54		54	DEMI-PROD.CAOUTCHOUC
	LUMBER AND TIMBER	2,077		2,077	BOIS D'OEUVRE ET CHARP.
	VENEER,PLYWOOD	867		867	PLACAGES,CONTRE-PLAQ.
	WOOD FAB.MATERIALS	81		81	DEMI-PRODUITS EN BOIS
	PULP	141		141	PATE
	PAPER NES	693		693	PAPIER NDA
	PAPERBOARD	1,402		1,402	CARTON
	BLDG.PAPER AND BOARD	2,154		2,154	PLAQ.CONSTR.,PAP/CART.
	CORDAGE,TWINE,ROPE			3	CORDAGE,FICELLE,CORDE
	FISH,MARINE ANIMAL OIL			518	HUIL.DE POISSON,AN.MAR
	METALLIC SALTS	5	15,824	15,829	SELS METALLIQUES
	INORGANIC CHEMS. NES	80	7,803	7,883	PROD.CHIM.INORG.NDA
	ORGANIC CHEMICALS NES	24		24	PROD.CHIM.ORGAN.NDA
	FERTILIZERS NES	108		108	ENGRAIS CHIMIQUE NDA
	AGRICULTURAL CHEMICALS	11		11	PROD.CHIM.AGRICOLES
	SYNTHETIC RUBBER	36		36	CAOUTCHOUC SYNTHETIQUE
	PLASTIC MATERIALS	43		43	MATIERES PLASTIQUES
	DYESTUFF,PIGMENT,PAINT	55		55	MAT.COLOR.PIG.PEINTURE
	CHEM.SPECIALTIES NES	27		38	PROD.CHIM.SPECIALAUX NDA
	GASOLINE	724,417	167,298	891,715	ESSENCE
	FUEL OIL	1,839,130	432,744	2,271,874	MAZOUT
	LUBRICATING OIL,GREASE	553		553	HUILE,GRAISSE LUBRIF.
	ASPHALTS,ROAD DILS	22		22	ASPHALTE,BITUME LIQD.
	PETROL.COAL PROD.NES	6,167	689	6,856	DERIVE PETR.CHARB.NDA
	CASTINGS,FORGINGS	7		7	MOUL.PIECES FORGEES

TABLE 11. CARGOES HANDLED AT CANADIAN PORTS IN COASTWISE SHIPPING.

TABLEAU 11. MARCHANDISES MANUTENTIONNEES DANS LES PORTS CANADIENS, EN CABOTAGE NATIONAL.

PORT PORT	COMMODITY	TONS LOADED TONNES CHARGÉES	TONS UNLOADED TONNES DECHARGÉES	TOTAL TOTAL	MARCHANDISES
HALIFAX (CONTD. - SUITE)	BARS AND RODS, STEEL	397		397	BARRES ET TIGES ACIER
	PLATE & SHEET STEEL	54		54	TOLES, FEUILLES D'ACIER
	STRUCTURAL SHAPES	181		181	PROFILES DE CONSTRUCT.
	PIPES, TUBES: IRON, STEEL	268	45	313	TUYAUX, TUBES: FER, ACIER
	WIRE	90	7	97	FIL METALLIQUE
	METAL FAB. BASIC PROD.	336		336	OUVR. DE BASE EN METAL
	BUILDING BRICK, CLAY	50		50	BRIQ. A BATIR ARGILE
	ASBESTOS BASIC PROD.	119		119	OUVR. DE BASE AMIANTE
	CEMENT	669		669	CIMENT
	CEMENT BASIC PROD.	12		12	OUVR. DE BASE CIMENT
	NON-MET. MIN. BASIC PROD.	343		343	PRD. MIN. NON-MET. BASE
	MISC. FABRICATED PROD.	31	3	34	OUVRAGES DIVERS
	TRACTORS	6		6	TRACTEURS
	MACHINERY NES	330	164	494	MACHINES NDA
	PASS. AUTOS AND CHASSIS	6,453	21	6,474	VOITURES PART., CHASSIS
	TRUCKS AND CHASSIS	90		90	CAMIONS ET CHASSIS
	MOTOR VEHICLE ENGINES	9		9	MOTEURS DE VEH. AUTOM.
	ROAD MOTOR VEH. NES	205	7	212	VEH. AUTOM. ROUTIERS NDA
	SHIPS, AIRCRAFT, MIS. VEH	84		84	NAVIRES, AVIONS, VEH. OIV
	RUBBER TIRES AND TUBES	30		30	PNEUS, CHAMBRES A AIR
	EQUIPMENT MISC.	2,519	179	2,698	MATERIEL DIVERS
	PERSONAL, HSEHOLD GOODS	404	19	423	ART. PERS. ET MENAGERS
	CONTAINERS, CLDSURES	1,367	134	1,501	CONTENEURS, FERMETURES
MISC. END PRODUCTS NES	220	22	242	PRODUITS FINIS DIV. NDA	
GENERAL CARGO	2,453	1,072	3,525	MARCHANDISES DIVERSES	
PORT TOTAL	2,748,199 *	771,004 *	3,519,203 *	TOTAL DU PORT	
LITTLE NARROWS	GYP SUM	362,563		362,563	GYPSE
	PORT TOTAL	362,563 *		362,563 *	TOTAL DU PORT
LIVERPOOL	GASOLINE		1,939	1,939	ESSENCE
	FUEL OIL		45,010	45,010	MAZOUT
	PORT TOTAL	*	46,949 *	46,949 *	TOTAL DU PORT
LUNENBURG	FUEL OIL		1,070	1,070	MAZOUT
	PORT TOTAL	*	1,070 *	1,070 *	TOTAL DU PORT
MARGARETAVILLE	GASOLINE		14,983	14,983	ESSENCE
	FUEL OIL		32,783	32,783	MAZOUT
	PORT TOTAL	*	47,766 *	47,766 *	TOTAL DU PORT
MILCRAVE	MEAT, FRESH OR FROZEN	20		20	VIANDE, FRAICHE / CONG.
	MEAT AND MEAT PREP. NES	35		35	VIANDES ET PREP. NDA
	FISH, FRESH OR FROZEN		260	260	POISSON, FRAIS OU CONG.
	FISH, SALTED OR CURED		18	18	POISSON, SALE OU FUME
	BUTTER	24		24	BEURRE
	CHEESE	40		40	FROMAGE
	MILK POWDER	21		21	LAIT EN POWDRE
	DAIRY PROD. EGGS, HONEY	388		388	PRD. LAIT., OEUFS, MIEL
	CORN MEAL AND FLOUR	51		51	SEMIOULE, FARINE DE MAIS
	MALT AND MALT FLOUR	56		56	MALT ET FARINE DE MALT
	WHEAT FLOUR	946		946	FARINE DE BLE
	BAKERY PROD. INC. FROZEN	20		20	PROD. BOUL., PROD. CONG.
	MACARONI, CEREAL PROD.	23		23	PATES ALIM. PROD. CEREAL
	FRUIT, PRES. NOT CANNED	30		30	CONS. FRUITS NON BOITE
	POTATOES	977		977	POMMES DE TERRE
	VEGETABLES, FRESH	40		40	LEGUMES, FRAIS
	VEGETABLES, DRIED	22		22	LEGUMES, SECS
	SUGAR, NES	168		168	SUCRE, NDA
	SHORTENING	17		17	GRAISSE CULINAIRE
	MISC. FOOD PREP. NES	232		232	DIV. PREP. ALIM. NDA
	HAY, FORAGE, STRAW	404		404	FDIN, FOURRAGE, PAILLE
	HULLS, SCREENINGS, CHAFF	25		25	ECOLURES, CRIBLURES, BAL
	GROUND CEREALS NES	25		25	CEREALES MOULUES NDA
	FEEDS OF ANIMAL ORIGIN		1,244	1,244	PROV. D'ORIGINE ANIMALE
	CONC. COMPLETE FEEDS	27		27	CONC., PROV. COMPLETEES
	RAW HIDES AND SKINS	2		2	PEAUX ET CUIRS BRUT
	WOOL AND ANIMAL HAIR	10		10	LAINES, POILS ANIMAL
	COAL, BITUMINOUS	62		62	CHARBON BITUMINEUX
	NATURAL GAS	26		26	GAZ NATUREL
	CLAY MATERIALS NES	196		196	MATIERES ARGIL. NDA
	SAND AND GRAVEL	50		50	SABLE ET GRAVIERS
	LIMESTONE	50		50	PIERRE CALCAIRE
	BARYTES, NATURAL	152		152	BARYTINE NATURELLE
	SALT	724		724	SEL
	LUMBER AND TIMBER	1,255		1,255	BOIS D'OEUVRE ET CHARP.
	SHINGLES AND SHAKES	168		168	BARDEAUX, BARD. FACADE
	PAPER NES	115		115	PAPIER NDA
	BLDG. PAPER AND BOARD	192		192	PLAQ. CONSTR., PAP/CART.
	WET MACHINE BOARD	3		3	CARTON EN PATE PRESSE
	TEXTILE FAB. MTL NES	21		21	OUVR. EN MAT. TEXT. NDA
	FISH, MARINE ANIMAL OIL		67	67	HUIL. DE POISSON, AN. MAR
	METALLIC SALTS	12		12	SELS METALLIQUES

TABLE 11. CARGOES HANDLED AT CANADIAN PORTS IN COASTWISE SHIPPING.

TABLEAU 11. MARCHANDISES MANUTENTIONNEES DANS LES PORTS CANADIENS, EN CABOTAGE NATIONAL.

PORT PORT	COMMODITY	TONS LOADED TONNES CHARGEES	TONS UNLOADED TONNES DECHARGEES	TOTAL TOTAL	MARCHANDISES	
MULGRAVE (CONTO. - SUITE)	INORGANIC CHEMS. NES	13		13	PROD. CHIM. INORG. NDA	
	EXPLOS., FUSES, CAPS	68		68	EXPLOS., AMORCES, DET.	
	FERTILIZERS NES	166		166	ENGRAIS CHIMIQUE NDA	
	PLASTIC MATERIALS	24		24	MATIERES PLASTIQUES	
	CHEM. SPECIALTIES NES	63		63	PROD. CHIM. SPECIAUX NDA	
	FUEL OIL	58		58	MAZOUT	
	LUBRICATING OIL, GREASE	353		353	HUILE, GRAISSE LUBRIF.	
	ASPHALTS, ROAD OILS	54		54	ASPHALTE, BITUME LIQD.	
	PETROL, COAL PROD. NES	9		9	DERIVE PETR. CHARB. NDA	
	PLATE & SHEET STEEL	5		5	TOLES, FEUILLES DACIER	
	RAILS & TRACK MATERIAL	20		20	RAILS, MAT. VOIE FERREE	
	PIPES, TUBES: IRON, STEEL	243		243	TUYAUX, TUBES: FER, ACIER	
	METAL FAB. BASIC PROD.	6		6	OUVR. DE BASE EN METAL	
	ASBESTOS BASIC PROD.	6		6	OUVR. DE BASE AMIANTE	
	LIME	80		80	CHAUX	
	NON-MET. MIN. BASIC PROD	20		20	PROD. MIN. NON-MET. BASE	
	MISC. FABRICATED PROD.	37		37	OUVRAGES DIVERS	
	SHIPS, AIRCRAFT, MIS. VEH			1	NAVIRES, AVIONS, VEH. DIV	
	RUBBER TIRES AND TUBES	32		32	PNEUS, CHAMBRES A AIR	
	EQUIPMENT MISC.	49	603	652	MATERIEL DIVERS	
	PERSONAL, HSEHOLD GOODS	127		127	ART. PERS. ET MENAGERS	
	CONTAINERS, CLOSURES	462		462	CONTENEURS, FERMETURES	
	MISC. END PRODUCTS NES	16		16	PRODUITS FINIS DIV. NDA	
	GENERAL CARGO	52		52	MARCHANDISES DIVERSES	
	PORT TOTAL	8,592 *	2,193 *	10,785 *	TOTAL DU PORT	
	NORTH SYDNEY	CATTLE	721	10	731	BOVINS
		LIVE ANIMALS, NES	61	17	78	ANIMAUX VIVANTS, NDA
MEAT, FRESH DR FROZEN		28,047	85	28,132	VIANDE, FRAICHE / CONG.	
MEAT, CURED		260		260	VIANDE FUMEE OU SALEE	
MEAT AND MEAT PREP. NES		1,764		1,764	VIANDES ET PREP. NDA	
FISH, FRESH DR FROZEN		712	3,834	4,546	POISSON, FRAIS OU CONG.	
FISH, SALTED DR CURED		86	20	106	POISSON, SALE OU FUME	
FISH, CANNED		92		92	POISSON EN BOITES	
SHELL FISH, NES		119	17	136	MOLLUSQUES CRUST., NDA	
BUTTER		807	5	812	BEURRE	
CHEESE		385		385	FROMAGE	
MILK POWDER		609		609	LAIT EN POUFRE	
DAIRY PROD. EGGS, HONEY		10,753	23	10,776	PROD. LAIT., OEUF, MIEL	
BARLEY		52		52	ORGE	
CORN		25		25	MAIS	
DATS		177		177	AVOINE	
CEREALS UNMILLED, NES		333		333	CEREALES NON MOUL., NDA	
CORN MEAL AND FLOUR		465		465	SEMOLLE, FARINE DE MOUT.	
MALT AND MALT FLOUR		255		255	MALT ET FARINE DE MALT	
WHEAT FLOUR		15,686		15,686	FARINE DE BLE	
CEREALS MILLED, NES		706		706	CEREALES MOULUES, NDA	
BAKERY PROD. INC. FROZEN		1,074	1	1,075	PROD. BOUL., PROD. CONG.	
MACARONI, CEREAL PROD.		1,169	26	1,195	PATES ALIM. PROD. CEREAL	
APPLES		615		615	POMMES	
FRESH FRUITS, BERRIES		5,580		5,580	FRUITS, BAIES FRAIS	
FROZEN FRUITS, BERRIES		347		347	FRUITS, BAIES CONGELES	
DRIED FRUITS		175		175	FRUITS SECS	
FRUIT JUICES		1,263		1,263	JUS DE FRUIT	
FRUIT, PRES. NOT CANNED		67		67	CONS. FRUITS NON BOITE	
FRUITS, PREP. CANNED		2,624	14	2,638	FRUITS PREP. EN BOITE	
NUTS, EXC. OIL NUTS NES		13		13	NOIX, SAUF OLEAG. NDA	
POTATOES		27,102		27,102	POMMES DE TERRE	
VEGETABLES, FRESH		8,092	15	8,107	LEGUMES, FRAIS	
VEGETABLES, FROZEN		852		852	LEGUMES, CONGELES	
VEGETABLES, DRIED		519		519	LEGUMES, SECS	
VEGETABLE PREP. NES		5,839		5,839	PREP. DE LEGUMES NDA	
SUGAR, NES		15,040	51	15,091	SUCRE, NDA	
MOLASSES, REFINED		1,173		1,173	MELASSE, RAFFINEE	
SYRUP		130		130	SIROP	
SUGAR PREPARATIONS		2,631		2,631	PREP. A BASE DE SUCRE	
COFFEE		13		13	CAFE	
TEA		117		117	THE	
MARGARINE		2,235		2,235	MARGARINE	
SHORTENING		309		309	GRAISSE CULINAIRE	
LARD		196		196	SAINDOUX	
MISC. FOOD PREP. NES		17,046	19	17,065	DIV. PREP. ALIM. NDA	
HAY, FORAGE, STRAW		4,102		4,102	FOIN, FOURRAGE, PAILLE	
HULLS, SCREENINGS, CHAFF		61	35	96	ECCOURES, CRIBLURES, BAL	
BRAN, SHORTS, MIDDINGS		165		165	SON, ISSUES DE CEREALES	
GROUND CEREALS NES		1,381		1,381	CEREALES MOULUES NDA	
BREWERS GRAINS		100		100	GRAINS DE BRASSERIE	
FEEDS, VEGETABLE ORIGIN		90		90	PROV. D'ORIGINE VEGETALE	
FEEDS OF ANIMAL ORIGIN	96	10,456	10,552	PROV. D'ORIGINE ANIMALE		
CONC. COMPLETE FEEDS	905	27	932	CONC., PROV. COMPLETES		
NON-ALCOHOLIC BEVERAGE	583		583	BOISSONS NON-ALCOOLIQ.		
ALE, BEER, STOUT, PORTER	45		45	ALE, BIERE, STOUT, PORTER		
WINES	443		443	VINS		

TABLE 11. CARGOES HANDLED AT CANADIAN PORTS IN COASTWISE SHIPPING.

TABLEAU 11. MARCHANDISES MANUTENTIONNEES DANS LES PORTS CANADIENS, EN CABOTAGE NATIONAL.

PORT PORT	COMMODITY	TONS LOADED TONNES CHARGEES	TONS UNLOADED TONNES DECHARGEES	TOTAL TOTAL	MARCHANDISES
NORTH SYDNEY (CONTO. - SUITE)	DIST. ALCOHOLIC BEV.	1,060		1,060	BOISS. ALCOOL. DIST.
	RAW HIDES AND SKINS	2	49	51	PEAUX ET CUIRS BRUT
	CRUDE ANIMAL PROD. NES	24	60	84	PR. BRUTS ORIG. ANIM. NDA
	SEEDS FOR SOWING NES	27		27	GRAINES DE SEMENCE NDA
	SOYA BEANS	30		30	GRAINE DE SOYA
	NURSERY, GREENHSE STOCK	81		81	PROD. PEPINIERE, SERRE
	RUBBER, ALLIED GUMS, NAT	41		41	CAOUTCHOUC GOMMES NAT.
	CRUDE VEG. PROD. NES	164		164	PR. BRUTS ORIG. VEG. NDA
	BOLTS, ROUND TIMBER	405	13	418	BILLOTS, BOIS RONDS
	CRUDE WOOD MILS. NES	24		24	MATIERES BOIS BRUT NDA
	WOOL AND ANIMAL HAIR	77		77	LAINES, POILS D'ANIMAL
	IRON AND STEEL SCRAP	44	1,940	1,984	DECHETS DE FER, D'ACIER
	NON-FERROUS MET. SCRAP	30		30	DECHETS METAL. NDN FER.
	COAL, BITUMINOUS	4,048		4,048	CHARBON BITUMINEUX
	NATURAL GAS	22		22	GAZ NATUREL
	ASBESTOS	20		20	AMIANTE
	DOLOMITE	50		50	DOLOMITE
	CLAY MATERIALS NES	927		927	MATIERES ARGIL. NDA
	SAND AND GRAVEL	438		438	SABLE ET GRAVIERS
	LIMESTONE	8,782	245	9,027	PIERRE CALCAIRE
	CRUSHED STONE	126		126	PIERRE CONCASSEE
	STONE, CRUDE NES	19		19	PIERRE BRUTE NDA
	BARYTES, NATURAL	1,942		1,942	BARYTINE NATURELLE
	GYP SUM	73	28	101	GYPSE
	SALT	9,318	30	9,348	SEL
	SULPHUR IN DRES	25		25	SOUFRE EN MINERAL
	CRUDE NON-MET. MIN. NES	28		28	MIN. NON-MET. BRUTS NDA
	WASTE AND SCRAP NES	123	1,014	1,137	DECHETS ET REBUTS NDA
	RUBBER FAB. MATERIALS	88	20	108	DEMI-PROD. CAOUTCHOUC
	LUMBER AND TIMBER	43,346	231	43,577	BOIS D'OEUVRE ET CHARP.
	FLOORING	117		117	LAMES POUR PARQUET
	RAILWAY TIES	4,672	30	4,702	TRAVERSES DE CH. FER
	SHINGLES AND SHAKES	1,615		1,615	BARDEAUX, BARD. FACADE
	SAWMILL PRODUCTS NES	15		15	SCIAGES NDA
	VENEER, PLYWOOD	9,596	159	9,755	PLACAGES, CONTRE-PLAQ.
	COPPERAGE STOCK	55		55	DEMI-PROD. TONNELLERIE
	WOOD FAB. MATERIALS	1,894	41	1,935	DEMI-PRODUITS EN BOIS
	PULP	464		464	PATE
	NEWSPRINT PAPER	23	1,532	1,555	PAPIER JOURNAL
	PAPER NES	1,749	44,685	46,434	PAPIER NDA
	PAPERBOARD	1,393		1,393	CARTON
	BLDG. PAPER AND BOARD	7,584	69	7,653	PLAQ. CONSTR., PAP/CART.
	CORDAGE, TWINE, ROPE	12		12	CORDAGE, FICELLE, CORDE
	TEXTILE FAB. MTL NES	201		201	OUVR. EN MAT. TEXT. NDA
	FISH, MARINE ANIMAL OIL		2,081	2,081	HUIL. DE POISSON, AN. MAR
	VEG. OILS, FATS NES	52		52	HUIL. MAT. GRAS. VEG. NDA
	DILS, FATS, WAXES NES	316	32	348	HUIL. MAT. GRAS. CIRE NDA
	SULPHURIC ACID	25		25	ACIDE SULFURIQUE
	METALLIC SALTS	4,013		4,013	SELS METALLIQUES
	INORGANIC CHEMS. NES	8,255	99	8,354	PROD. CHIM. INORG. NDA
ORGANIC CHEMICALS NES	316	29	345	PROD. CHIM. ORGAN. NDA	
EXPLOS., FUSES, CAPS	2,145	10	2,155	EXPLDS., AMORCES, DET.	
FERTILIZERS NES	5,292		5,292	ENGRAIS CHIMIQUE NDA	
AGRICULTURAL CHEMICALS	129	6	135	PROD. CHIM. AGRICOLES	
PLASTIC MATERIALS	876		876	MATIERES PLASTIQUES	
DYESTUFF, PIGMENT, PAINT	178		178	MAT. COLOR. PIG. PEINTURE	
CHEM. SPECIALTIES NES	5,272		5,272	PROD. CHIM. SPECIAUX NDA	
FUEL OIL	684	31	715	MAZOUT	
LUBRICATING OIL, GREASE	5,568	141	5,709	HUILE, GRAISSE LUBRIF.	
COKE	11		11	COKE	
ASPHALTS, ROAD OILS	1,321		1,321	ASPHALTE, BITUME LIQD.	
COAL TAR, PITCH	93		93	GOUORON, BRAI DE BOUIL.	
PETROL, COAL PROD. NES	891		891	DERIVE PETR. CHARB. NDA	
FERRO-ALLOYS	45		45	FERRO-ALLIAGES	
CASTINGS, FORGINGS	24		24	MOUL. PIECES FORGEES	
BARS AND RODS, STEEL	1,113		1,113	BARRES ET TIGES ACIER	
PLATE & SHEET STEEL	3,184	927	4,111	TOLES, FEUILLES D'ACIER	
STRUCTURAL SHAPES	4,682	894	5,576	PROFILES DE CONSTRUCT.	
RAILS & TRACK MATERIAL	1,276	63	1,339	RAILS, MAT. VOIE FERREE	
PIPES, TUBES: IRON, STEEL	12,063	50	12,113	TUYAUX, TUBES: FER, ACIER	
WIRE	177	24	201	FIL METALLIQUE	
ALUMINUM	70		70	ALUMINIUM	
COPPER AND ALLOYS	32	5	37	CUIVRE ET ALLIAGES	
LEAD AND ALLOYS	80		80	PLOMB ET ALLIAGES	
ZINC AND ALLOYS	15		15	ZINC ET ALLIAGES	
METAL FAB. BASIC PROD.	1,306	762	2,068	OUVR. DE BASE EN METAL	
BUILDING BRICK, CLAY	3,106		3,106	BRIQ. A BATIR ARGILE	
DRAIN TILES, PIPES	73		73	TUILES TUY. DE DRAINAGE	
BRICKS, TILES NES	261		261	BRIQUES, TUILES NDA	
GLASS BASIC PRODUCTS	618		618	OUVR. DE BASE EN VERRE	
ASBESTOS BASIC PROD.	81		81	OUVR. DE BASE AMIANTE	
CEMENT	3,046	12	3,056	CEMENT	
CEMENT BASIC PRDD.	395		395	OUVR. DE BASE CEMENT	

TABLE 11. CARGOES HANDLED AT CANADIAN PORTS IN COASTWISE SHIPPING.

TABLEAU 11. MARCHANDISES MANUTENTIONNEES DANS LES PORTS CANADIENS, EN CABOTAGE NATIONAL.

PORT PORT	COMMODITY	TONS LOADED TONNES CHARGÉES	TONS UNLOADED TONNES DECHARGÉES	TOTAL TOTAL	MARCHANDISES
NORTH SYDNEY (CONTO. - SUITE)	LIME	3,900		3,900	CHAUX
	NON-MET.MIN.BASIC PRDD	8,699	681	9,380	PROD.MIN.NDN-MET.BASE
	MISC.FABRICATED PRDD.	388		388	OUVRAGES DIVERS
	TRACTORS	2,549	167	2,716	TRACTEURS
	MACHINERY NES	3,599	824	4,423	MACHINES NDA
	RAILWAY ROLLING STOCK	9,407	1,006	10,413	MAT.RDUL.DE CH.DE FER
	PASS.AUTOS AND CHASSIS	6,243	69	6,312	VOITURES PART.,CHASSIS
	BUSES AND CHASSIS	80		80	AUTOBUS ET CHASSIS
	TRUCKS AND CHASSIS	890	16	906	CAMIONS ET CHASSIS
	MOTOR VEHICLE ENGINES	996	27	1,023	MOTEURS DE VEH.AUTOM.
	ROAD MOTOR VEH. NES	7,634	148	7,782	VEH.AUTOM.ROUTIERS NDA
	SHIPS,AIRCRAFT,MIS.VEH	190	26	216	NAVIRES,AVIONS,VEH.DIV
	RUBBER TIRES AND TUBES	1,055	25	1,080	PNEUS, CHAMBRES A AIR
	EQUIPMENT MISC.	5,245	1,205	6,450	MATERIEL DIVERS
	PERSONAL,HSEHOLD GODDS	8,153	71	8,224	ART.PERS.ET MENAGERS
	CONTAINERS,CLOSURES	18,275	1,439	19,714	CONTENEURS,FERMETURES
	MISC. END PRODUCTS NES	1,236	19	1,255	PRODUITS FINIS DIV.NDA
	GENERAL CARGO	53,439	5,375	58,814	MARCHANDISES DIVERSES
	PORT TOTAL	464,141 *	81,065 *	545,206 *	TOTAL DU PORT
	PICTOU	MEAT,FRESH OR FRDZEN	43		43
FISH,FRESH OR FRDZEN		38	30	68	POISSON,FRAIS OU CONG.
FISH,CANNED			2	2	POISSON EN BOITES
LOBSTER			42	42	HOMARD
VEGETABLES, FRESH			3	3	LEGUMES, FRAIS
VEGETABLE PREP.NES		34		34	PREP. DE LEGUMES NDA
MISC.FOOD PREP.NES		803		803	DIV.PREP.ALIM.NDA
IRON AND STEEL SCRAP			12	12	DECHETS DE FER, D'ACIER
SALT		292		292	SEL
CRUDE NON-MET.MIN.NES		24		24	MIN.NDN-MET.BRUTS NDA
WASTE AND SCRAP NES			6	6	DECHETS ET REBUTS NDA
LUMBER AND TIMBER		148		148	BOIS D'OEUVRE ET CHARP.
BLDG.PAPER AND BOARD		845	4	849	PLAQ.CONSTR.,PAP/CART.
TEXTILE FAB.MTL NES		34		34	DUVR.EN MAT.TEXT.NDA
FUEL OIL		49	61,837	61,886	MAZOUT
LUBRICATING OIL,GREASE		24	2	26	HUILE,GRAISSE LUBRIF.
PETROL.COAL PROD.NES		30		30	DERIVE PETR.CHARB.NDA
METAL FAB.BASIC PROD.		714	7	721	OUVR.DE BASE EN METAL
CEMENT		896		896	CIMENT
TRACTORS		22		22	TRACTEURS
MACHINERY NES	10	2	12	MACHINES NDA	
MOTOR VEHICLE ENGINES	5		5	MOTEURS DE VEH.AUTOM.	
ROAD MOTOR VEH. NES	5		5	VEH.AUTOM.ROUTIERS NDA	
RUBBER TIRES AND TUBES	9		9	PNEUS, CHAMBRES A AIR	
EQUIPMENT MISC.	617	8	625	MATERIEL DIVERS	
PERSONAL,HSEHOLD GOODS	172	9	181	ART.PERS.ET MENAGERS	
CONTAINERS,CLOSURES	112	4	116	CONTENEURS,FERMETURES	
MISC. END PRODUCTS NES	382	5	387	PRODUITS FINIS DIV.NDA	
GENERAL CARGO	150	1	151	MARCHANDISES DIVERSES	
PORT TOTAL	5,439 *	61,993 *	67,432 *	TOTAL DU PORT	
PORT HAWKESBURY	GASOLINE	208,119		208,119	ESSENCE
	FUEL OIL	886,892	140,164	1,027,056	MAZOUT
	PETROL.COAL PROD.NES	40,991		40,991	DERIVE PETR.CHARB.NDA
	PORT TOTAL	1,136,002 *	140,164 *	1,276,166 *	TOTAL DU PORT
PUGWASH	PULPWOOD	3,200		3,200	BOIS A PATE
	SALT	320,434		320,434	SEL
	TEXTILE FAB.MTL NES	3,500		3,500	DUVR.EN MAT.TEXT.NDA
	METALLIC SALTS	2,912		2,912	SELS METALLIQUES
	PORT TOTAL	330,046 *		330,046 *	TOTAL DU PORT
SHELBURNE	GASOLINE		9,867	9,867	ESSENCE
	FUEL OIL	945	38,678	39,623	MAZOUT
	PORT TOTAL	945 *	48,545 *	49,490 *	TOTAL DU PORT
SYDNEY	FEEDS OF ANIMAL ORIGIN		101	101	PROV.D'ORIGINE ANIMALE
	PULPWOOD	2,725		2,725	BOIS A PATE
	IRON ORE AND CONC		865,733	865,733	MINERAL,CONC.DE FER
	SLAG,DROSS,BY-PRODUCTS		4,004	4,004	PDUS.GUEUL.SCOR.PROD.
	DOLOMITE		11,835	11,835	DOLOMITE
	ORGANIC CHEMICALS NES	3,188		3,188	PROD.CHIM.ORGAN.NDA
	GASOLINE		101,748	101,748	ESSENCE
	FUEL OIL	11,669	230,228	241,897	MAZOUT
	COKE	16,307		16,307	COKE
	RAILS & TRACK MATERIAL	3,172		3,172	RAILS,MAT.VOIE FERREE
	METAL FAB.BASIC PRDD.	441		441	OUVR.DE BASE EN METAL
SHIPS,AIRCRAFT,MIS.VEH		5	5	NAVIRES,AVIONS,VEH.DIV	
GENERAL CARGO	350		350	MARCHANDISES DIVERSES	
PORT TOTAL	37,852 *	1,213,654 *	1,251,506 *	TOTAL DU PORT	
YARMOUTH	GASOLINE		2,189	2,189	ESSENCE
	FUEL OIL		30,485	30,485	MAZOUT
	PORT TOTAL		32,674 *	32,674 *	TOTAL DU PORT



TABLE 11. CARGOES HANDLED AT CANADIAN PORTS IN COASTWISE SHIPPING.

TABLÉAU 11. MARCHANDISES MANUTENTIDNNEES DANS LES PORTS CANADIENS, EN CABOTAGE NATIONAL.

PORT	COMMODITY	TONS LOADED TONNES CHARGÉES	TONS UNLOADED TONNES DECHARGÉES	TOTAL TOTAL	MARCHANDISES
NS.-NES/N-E.-NDA	FISH,CANNED	65		65	POISSON EN BOITES
	FUEL OIL		2,080	2,080	MAZOUT
	PLATE & SHEET STEEL		60	60	TOLES,FEUILLES D'ACIER
	EQUIPMENT MISC.	526		526	MATERIEL DIVERS
	PORT TOTAL	591 *	2,140 *	2,731 *	TOTAL DU PORT
	PROVINCE TOTAL	5,094,370	2,485,738	7,580,108	TOTAL DE LA PROVINCE
NEW BRUNSWICK / NOUVEAU-BRUNSWICK					
BATHURST	GASOLINE	2,350	7,208	9,558	ESSENCE
	FUEL OIL	6,061	116,620	122,681	MAZOUT
	CASTINGS,FORGINGS	2,010		2,010	MOUL.PIECES FORGÉES
	METAL FAB.BASIC PROD.	408		408	OUVR.DE BASE EN METAL
	PORT TOTAL	10,829 *	123,828 *	134,657 *	TOTAL DU PORT
BELLEDUNE	FERTILIZERS NES	11,121		11,121	ENGRAIS CHIMIQUE NDA
	PORT TOTAL	11,121 *	*	11,121 *	TOTAL DU PORT
CAMPBELLTON	GASOLINE		8,569	8,569	ESSENCE
	FUEL OIL		10,922	10,922	MAZOUT
	PORT TOTAL	*	19,491 *	19,491 *	TOTAL DU PORT
CARAQUET	GASOLINE		279	279	ESSENCE
	FUEL OIL		803	803	MAZOUT
	PORT TOTAL	*	1,082 *	1,082 *	TOTAL DU PORT
CHATHAM	PAPERBOARD	269		269	CARTON
	GASOLINE		43,241	43,241	ESSENCE
	FUEL OIL		85,433	85,433	MAZOUT
	PORT TOTAL	269 *	128,674 *	128,943 *	TOTAL DU PORT
DALHOUSIE	PULPWOOD	8,000		8,000	BOIS A PATE
	FUEL OIL		242,677	242,677	MAZOUT
	PORT TOTAL	8,000 *	242,677 *	250,677 *	TOTAL DU PORT
GRAND MANAN	FISH,FRESH OR FROZEN	9	9	18	POISSON,FRAIS DU CONG.
	LOBSTER	120		120	HOMARD
	GASOLINE		2,469	2,469	ESSENCE
	FUEL OIL		8,586	8,586	MAZOUT
	EQUIPMENT MISC.	3		3	MATERIEL DIVERS
	PORT TOTAL	132 *	11,064 *	11,196 *	TOTAL DU PORT
NEWCASTLE	GASOLINE		81,524	81,524	ESSENCE
	FUEL OIL		217,806	217,806	MAZOUT
	PORT TOTAL	*	299,330 *	299,330 *	TOTAL DU PORT
SAINT JOHN	MEAT,FRESH OR FROZEN	154		154	VIANDE,FRAICHE / CONG.
	PAPERBOARD		506	506	CARTON
	GASOLINE	412,138	70,585	482,723	ESSENCE
	FUEL OIL	1,621,842	54,066	1,675,908	MAZOUT
	PETROL,COAL PROD.NES	13,353		13,353	DERIVE PETR.CHARB.NDA
	ALUMINIUM		401	401	ALUMINIUM
	CEMENT BASIC PROD.	170		170	OUVR.DE BASE CIMENT
	MACHINERY NES		1	1	MACHINES NDA
	PASS.AUTOS AND CHASSIS	27,729		27,729	VOITURES PART.,CHASSIS
	TRUCKS AND CHASSIS		5	5	CAMIONS ET CHASSIS
	Road MOTOR VEH. NES	1,036	26	1,062	VEH.AUTOM.ROUTIERS NDA
	SHIPS,AIRCRAFT,MIS.VEH		2	2	NAVIRES,AVIONS,VEH.DIV
	EQUIPMENT MISC.		1,277	1,277	MATERIEL DIVERS
	CONTAINERS,CLOSURES	168	2	170	CONTENEURS,FERMETURES
	GENERAL CARGO		350	350	MARCHANDISES DIVERSES
	PORT TOTAL	2,076,590 *	127,221 *	2,203,811 *	TOTAL DU PORT
	ST. ANDREWS	FISH,FRESH OR FROZEN		9	9
FISH,CANNED			3,045	3,045	POISSON EN BOITES
FEEDS OF ANIMAL ORIGIN			975	975	PROV.OORIGINE ANIMALE
IRON AND STEEL SCRAP			1,280	1,280	DECHETS DE FER, D'ACIER
SALT		60		60	SEL
WASTE AND SCRAP NES			65	65	OECHETS ET REBUTS NDA
PLATE & SHEET STEEL		6,256		6,256	TOLES,FEUILLES D'ACIER
PORT TOTAL		6,316 *	5,374 *	11,690 *	TOTAL DU PORT
ST. STEPHEN	GASOLINE		2,450	2,450	ESSENCE
	FUEL OIL		98,258	98,258	MAZOUT
	PORT TOTAL	*	100,708 *	100,708 *	TOTAL DU PORT
N.B.-NES/NDA	FISH,FRESH OR FROZEN	9		9	POISSON,FRAIS DU CONG.
	FISH,CANNED	2,980		2,980	POISSON EN BOITES
	LOBSTER		120	120	HOMARD
	WHEAT		1,000	1,000	BLE
	FEEDS OF ANIMAL ORIGIN	975		975	PROV.OORIGINE ANIMALE
	IRON AND STEEL SCRAP	1,280		1,280	OECHETS DE FER, D'ACIER
	SALT	58	118	176	SEL

TABLE 11. CARGES HANDLED AT CANADIAN PORTS IN COASTWISE SHIPPING.

TABLEAU 11. MARCHANDISES MANUTENTIONNEES DANS LES PORTS CANADIENS, EN CABOTAGE NATIONAL.

PORT PORT	COMMODITY	TONS LOADED TONNES CHARGEES	TONS UNLOADED TONNES DECHARGEES	TOTAL TOTAL	MARCHANDISES	
N.B.-NES/ND (CONTD. - SUITE)	WASTE AND SCRAP NES	65		65	DECHETS ET REBUTS NDA	
	GASOLINE		12,320	12,320	ESSENCE	
	FUEL OIL		33,418	33,418	MAZOUT	
	PLATE & SHEET STEEL		6,196	6,196	TOLES, FEUILLES D'ACIER	
	EQUIPMENT MISC.		3	3	MATERIEL DIVERS	
	PORT TOTAL	5,367 *	53,175 *	58,542 *	TOTAL DU PORT	
	PROVINCE TOTAL	2,118,624	1,112,624	3,231,248	TOTAL DE LA PROVINCE	
	QUEBEC / QUEBEC BAIE COMEAU	BARLEY		470,910	470,910	ORGE
		RYE		7,990	7,990	SEIGLE
		WHEAT		1,510,447	1,510,447	BLE
MALT AND MALT FLOUR			185	185	MALT ET FARINE DE MALT	
WHEAT FLOUR			1,010	1,010	FARINE DE BLE	
RAPESEED			16,136	16,136	GRAINE DE COLZA	
BOLTS, ROUND TIMBER		57	395	452	BILLOTS, BOIS RONDS	
PULPWOOD		81,190		81,190	BOIS A PATE	
MANGANESE DRE			206	206	MINERAI DE MANGANESE	
IRON AND STEEL SCRAP		1,975		1,975	DECHETS DE FER, D'ACIER	
NON-FERROUS MET. SCRAP		880		880	DECHETS METAL. NON FER.	
BENTONITE			775	775	BENTONITE	
LIMESTONE			626	626	PIERRE CALCAIRE	
SALT			13,300	13,300	SEL	
LUMBER AND TIMBER			1,428	1,428	BOIS D'OEUVRE ET CHARP.	
WOOD FAB. MATERIALS			14	14	DEMI-PRODUITS EN BOIS	
PULP			10	10	PATE	
NEWSPRINT PAPER		2,000		2,000	PAPIER JOURNAL	
PAPER NES			32	32	PAPIER NDA	
BLDG. PAPER AND BOARD		28	554	582	PLAQ. CONSTR., PAP/CART.	
METALLIC SALTS			440	440	SELS METALLIQUES	
INORGANIC CHEMS. NES			95	95	PROD. CHIM. INORG. NDA	
GASOLINE		658	39,769	40,427	ESSENCE	
FUEL OIL		9,375	170,847	180,222	MAZOUT	
ASPHALTS, ROAD OILS			15	15	ASPHALTE, BITUME LIQD.	
PETROL. COAL PROD. NES			610	610	DERIVE PEYR. CHARB. NDA	
FERRO-ALLOYS			44	44	FERRO-ALLIAGES	
PRIMARY IRON, STEEL NES		126	175	301	FER, ACIER PRIMAIR. NDA	
BAR AND RODS, STEEL			1,344	1,344	BARRES ET TIGES ACIER	
PLATE & SHEET STEEL			1,003	1,003	TOLES, FEUILLES D'ACIER	
STRUCTURAL SHAPES			4,757	4,757	PROFILES DE CONSTRUCTION	
PIPES, TUBES: IRON, STEEL			1,189	1,189	TUYAUX, TUBES: FER, ALUM.	
WIRE			1,897	1,897	FIL METALLIQUE	
ALUMINIUM		33,701		33,701	ALUMINIUM	
METAL FAB. BASIC PROD.			894	894	OUVR. DE BASE EN METAL	
CEMENT			52,640	52,640	CIMENT	
CEMENT BASIC PROD.			4	4	OUVR. DE BASE CIMENT	
NON-MET. MIN. BASIC PROD			994	994	PROD. MIN. NON-MET. BASE	
TRACTORS			148	148	TRACTEURS	
MACHINERY NES		246	1,099	1,345	MACHINES NDA	
TRUCKS AND CHASSIS			110	110	CAMIONS ET CHASSIS	
ROAD MOTOR VEH. NES		17		17	VEH. AUTOM. ROUTIERS NDA	
SHIPS, AIRCRAFT, MIS. VEH		2		2	NAVIRES, AVIONS, VEH. DIV	
EQUIPMENT MISC.		263	318	581	MATERIEL DIVERS	
PERSONAL, HSEHOLD GOODS		4		4	ART. PERS. ET MENAGERS	
CONTAINERS, CLOSURES		242		242	CONTENEURS, FERMETURES	
MISC. END PRODUCTS NES			20	20	PRODUITS FINIS DIV. NDA	
GENERAL CARGO		3,595	12,156	15,751	MARCHANDISES DIVERSES	
PORT TOTAL		134,359 *	2,314,586 *	2,448,945 *	TOTAL DU PORT	
BELOEIL		BLDG. PAPER AND BOARD	5		5	PLAQ. CONSTR., PAP/CART.
	GLYCOL	3		3	GLYCOL	
	EXPLOS., FUSES, CAPS	4,892		4,892	EXPLOS., AMORCES, DET.	
	FERTILIZERS NES	8,151		8,151	ENGRAIS CHIMIQUE NDA	
	LUBRICATING OIL, GREASE	12		12	HUILE, GRAISSE LUBRIF.	
	PETROL. COAL PROD. NES	62		62	DERIVE PETR. CHARB. NDA	
	CONTAINERS, CLOSURES	12		12	CONTENEURS, FERMETURES	
	GENERAL CARGO	14		14	MARCHANDISES DIVERSES	
PORT TOTAL	13,151 *		13,151 *	TOTAL DU PORT		
BLACK CAPE	PULPWOOD		12,800	12,800	BOIS A PATE	
	GASOLINE		8,655	8,655	ESSENCE	
	FUEL OIL		14,678	14,678	MAZOUT	
	PORT TOTAL	*	36,133 *	36,133 *	TOTAL DU PORT	
CAP CHAT	LUMBER AND TIMBER	641		641	BOIS D'OEUVRE ET CHARP.	
	RAILWAY TIES	200		200	TRAVERSES DE CH. FER	
	ALUMINIUM	505		505	ALUMINIUM	
	PORT TOTAL	1,346 *		1,346 *	TOTAL DU PORT	
CARLETON	LIMESTONE	626		626	PIERRE CALCAIRE	
	LUMBER AND TIMBER	225		225	BOIS D'OEUVRE ET CHARP.	
	PORT TOTAL	851 *		851 *	TOTAL DU PORT	

TABLE 11. CARGOES HANDLED AT CANADIAN PORTS IN COASTWISE SHIPPING.

TABLEAU 11. MARCHANDISES MANUTENTIONNEES DANS LES PORTS CANADIENS, EN CABOTAGE NATIONAL.

PORT	COMMODITY	TONS LOADED TONNES CHARGÉES	TONS UNLOADED TONNES DECHARGÉES	TOTAL TOTAL	MARCHANDISES
CHANDLER	PULPWOOD		25,700	25,700	BOIS A PATE
	FUEL OIL		92,939	92,939	MAZOUT
	PORT TOTAL	*	118,639 *	118,639 *	TOTAL DU PORT
CHICOUTIMI	SALT		44,540	44,540	SEL
	WASTE AND SCRAP NES	1,374		1,374	DECHETS ET REBUTS NDA
	LUMBER AND TIMBER	1,570		1,570	BOIS OEUVRE ET CHARP.
	GASOLINE		257,392	257,392	ESSENCE
	FUEL OIL		352,883	352,883	MAZOUT
PORT TOTAL	2,944 *	654,815 *	657,759 *	TOTAL DU PORT	
FORESTVILLE	PULPWOOD	370,440		370,440	BOIS A PATE
	GASOLINE		15,355	15,355	ESSENCE
	FUEL OIL		20,612	20,612	MAZOUT
	PORT TOTAL	370,440 *	35,967 *	406,407 *	TOTAL DU PORT
GASPE	PULPWOOD	3,885		3,885	BOIS A PATE
	COPPER ORE AND CONC.	4,262	8,828	13,090	MINERAI, CONC. CUIVRE
	SALT		7,580	7,580	SEL
	GASOLINE	13,314	44,103	57,417	ESSENCE
	FUEL OIL	7,906	65,735	73,641	MAZOUT
	PORT TOTAL	29,367 *	126,246 *	155,613 *	TOTAL DU PORT
GRANDE VALLEE	PULPWOOD	36,380		36,380	BOIS A PATE
PORT TOTAL	36,380 *	*	36,380 *	TOTAL DU PORT	
GRINDSTONE	CATTLE	200	8	208	BOVINS
	LIVE ANIMALS, NES		138	138	ANIMAUX VIVANTS, NDA
	MEAT, FRESH OR FROZEN	1	77	78	VIANDE, FRAICHE / CONG.
	FISH, FRESH OR FROZEN	184	53	237	POISSON, FRAIS OU CONG.
	FISH, CANNED	8	25	33	POISSON EN BOITES
	LOBSTER	12		12	HOMARD
	MILK POWDER		8	8	LAIT EN POWDRE
	DAIRY PROD., EGGS, HONEY		280	280	PROD. LAIT., DEUFS, MIEL
	CEREALS UNMILLED, NES		409	409	CEREALES NON MOUL., NDA
	MALT AND MALT FLOUR		386	386	MALT ET FARINE DE MALT
	WHEAT FLOUR		465	465	FARINE DE BLE
	CEREALS MILLED, NES		116	116	CEREALES MOULUES, NDA
	FRESH FRUITS, BERRIES		19	19	FRUITS, BAIES FRAIS
	FRUITS, PREP. CANNED		1,288	1,288	FRUITS PREP. EN BOITE
	VEGETABLES, FRESH	3	63	66	LEGUMES, FRAIS
	VEGETABLE PREP. NES		366	366	PREP. DE LEGUMES NDA
	SUGAR, NES		311	311	SUCRE, NDA
	MISC. FOOD PREP. NES		2,129	2,129	DIV. PREP. ALIM. NDA
	BRAN, SHORTS, MIDDINGS		155	155	SON, ISSUES DE CEREALES
	GROUND CEREALS NES		750	750	CEREALES MOULUES NDA
	FEEDS OF ANIMAL ORIGIN	1,150		1,150	PROD. D'ORIGINE ANIMALE
	NON-ALCOHOLIC BEVERAGE		10	10	BOISSONS NON-ALCOOLIQ.
	ALE, BEER, STOUT, PORTER		713	713	ALE, BIÈRE, STOUT, PORTER
	DIST. ALCOHOLIC BEV.		271	271	BOISS. ALCOOL. DIST.
	BOLTS, ROUND TIMBER		110	110	BILLOTS, BOIS RONDS
	CRUDE WOOD MTL. NES		67	67	MATIERES BOIS BRUT NDA
	IRON AND STEEL SCRAP	12		12	DECHETS DE FER, DACIER
	NATURAL GAS		80	80	GAZ NATUREL
	SALT		445	445	SEL
	CRUDE NON-MET. MIN. NES		24	24	MIN. NON-MET. BRUTS NDA
	WASTE AND SCRAP NES	16	125	141	DECHETS ET REBUTS NDA
	LUMBER AND TIMBER		315	315	BOIS OEUVRE ET CHARP.
	VENEER, PLYWOOD		122	122	PLACAGES, CONTRE-PLAQ.
	PAPER NES		25	25	PAPIER NDA
	PAPERBOARD		20	20	CARTON
	BLDG. PAPER AND BOARD	4	1,474	1,478	PLAQ. CONSTR., PAP/CART.
	TEXTILE FAB. MTL NES		79	79	OUVR. EN MAT. TEXT. NDA
	FISH, MARINE ANIMAL OIL	1,225	30	1,255	HUIL. DE POISSON, AN. MAR
	OILS, FATS, WAXES NES		117	117	HUIL. MAT. GRAS, CIRE NDA
	METALLIC SALTS		115	115	SELS METALLIQUES
	DYESTUFF, PIGMENT, PAINT		22	22	MAT. COLOR. PIG. PEINTURE
	GASOLINE		8,607	8,607	ESSENCE
	FUEL OIL		34,179	34,179	MAZOUT
LUBRICATING OIL, GREASE	2	109	111	HUIL. GRAISSE LUBRIF.	
ASPHALTS, ROAD OILS		2,460	2,460	ASPHALTE, BITUME LIQD.	
PETROL, COAL PROD. NES		405	405	DERIVE PETR. CHARB. NDA	
PRIMARY IRON, STEEL NES		42	42	FER, ACIER PRIMAIR. NDA	
STRUCTURAL SHAPES		28	28	PROFILES DE CONSTRUCT.	
PIPES, TUBES: IRON, STEEL		12	12	TUYAUX, TUBES: FER, ACIER	
METAL FAB. BASIC PROD.	9	1,149	1,158	OUVR. DE BASE EN METAL	
BUILDING BRICK, CLAY		75	75	BRIQ. A BATIR ARGILE	
ASBESTOS BASIC PROD.		175	175	OUVR. DE BASE AMIANTE	
CEMENT		1,162	1,162	CIMENT	
CEMENT BASIC PROD.		351	351	OUVR. DE BASE CIMENT	
NON-MET. MIN. BASIC PROD		85	85	PROD. MIN. NON-MET. BASE	
TRACTORS	1	36	37	TRACTEURS	
MACHINERY NES	83	110	193	MACHINES NDA	

TABLE 11. CARGOES HANDLED AT CANADIAN PORTS IN COASTWISE SHIPPING.

TABLEAU 11. MARCHANDISES MANUTENTIONNEES DANS LES PORTS CANADIENS, EN CABOTAGE NATIONAL.

PORT	COMMODITY	TONS LOADED TONNES CHARGÉES	TONS UNLOADED TONNES DÉCHARGÉES	TOTAL TOTAL	MARCHANDISES	
GRINDSTONE (CONTO. - SUITE)	PASS.AUTOS AND CHASSIS	4	32	36	VOITURES PART., CHASSIS	
	MOTOR VEHICLE ENGINES	16	137	153	MOTEURS DE VEH.AUTOM.	
	ROAD MOTOR VEH. NES	12	196	208	VEH.AUTOM.ROUTIERS NDA	
	SHIPS,AIRCRAFT,MIS.VEH	1		1	NAVIRES,AVIONS,VEH.DIV	
	RUBBER TIRES AND TUBES	9	30	39	PNEUS, CHAMBRES A AIR	
	EQUIPMENT MISC.	55	973	1,028	MATERIEL DIVERS	
	PERSONAL,HSEHOLD GOODS	9	275	284	ART.PERS.ET MENAGERS	
	CONTAINERS,CLOSURES	408	232	640	CONTENEURS,FERMETURES	
	MISC. END PRODUCTS NES	5	507	512	PRODUITS FINIS DIV.NDA	
	GENERAL CARGO	542	6,606	7,148	MARCHANDISES DIVERSES	
	PORT TOTAL	3,971 *	69,183 *	73,154 *	TOTAL DU PORT	
	HAVRE ST. PIERRE	DAIRY PROD.EGGS,HONEY		19	19	PROD.LAIT.,OEUFS,MIEL
		FRESH FRUITS,BERRIES		13	13	FRUITS, BATES FRAIS
POTATOES			228	228	POMMES DE TERRE	
VEGETABLES, FRESH			21	21	LEGUMES, FRAIS	
MISC.FOOD PREP.NES		1	1,262	1,263	DIV.PREP.ALIM.NDA	
NON-ALCOHOLIC BEVERAGE			17	17	BOISSONS NON-ALCOOLIQ.	
TITANIUM DRE		2,196,772		2,196,772	MINERAIS DE TITANE	
STONE,CRUDE NES			15	15	PIERRE BRUTE NDA	
LUMBER AND TIMBER			307	307	BOIS OEUVRE ET CHARP.	
RAILWAY TIES			131	131	TRAVERSES DE CH. FER	
VENEER,PLYWOOD			45	45	PLACAGES,CONTRE-PLAQ.	
WOOD FAB.MATERIALS			2	2	DEMI-PRODUITS EN BOIS	
BLOG.PAPER AND BOARD		62	765	827	PLAQ.CONSTR.,PAP/CART.	
ORGANIC CHEMICALS NES		5		5	PROD.CHIM.ORGAN.NDA	
EXPLOS., FUSES, CAPS			649	649	EXPLOS.,AMORCES, DET.	
GASOLINE			3,365	3,365	ESSENCE	
FUEL OIL			16,325	16,325	MAZOUT	
LUBRICATING OIL,GREASE		21	259	280	HUILE,GRAISSE LUBRIF.	
ASPHALTS,ROAD OILS			407	407	ASPHALTE,BITUME LIQD.	
PETROL.COAL PROD.NES		43	515	558	DERIVE PETR.CHARB.NDA	
STRUCTURAL SHAPES		25	2	27	PROFILES DE CONSTRUCT.	
RAILS & TRACK MATERIAL			33	33	RAILS,MAT.VOIE FERREE	
METAL FAB,BASIC PROD.		8	452	460	OUVR.DE BASE EN METAL	
BRICKS,TILES NES			10	10	BRIQUES,TUILES NDA	
CEMENT			105	105	CIMENT	
CEMENT BASIC PROD.			384	384	OUVR.DE BASE CIMENT	
NON-MET.MIN.BASIC PROD			37	37	PROD.MIN.NON-MET,BASE	
MISC.FABRICATED PROD.			26	26	OUVRAGES DIVERS	
MACHINERY NES		239	640	879	MACHINES NDA	
RAILWAY ROLLING STOCK			230	230	MAT.ROUL.DE CH.DE FER	
PASS.AUTOS AND CHASSIS		16	15	31	VOITURES PART., CHASSIS	
TRUCKS AND CHASSIS		3		3	CAMIONS ET CHASSIS	
ROAD MOTOR VEH. NES			183	183	VEH.AUTOM.ROUTIERS NDA	
SHIPS,AIRCRAFT,MIS.VEH		3	3	NAVIRES,AVIONS,VEH.DIV		
PERSONAL,HSEHOLD GOODS	52	24	76	ART.PERS.ET MENAGERS		
CONTAINERS,CLOSURES	243	1	244	CONTENEURS,FERMETURES		
GENERAL CARGO	4	306	310	MARCHANDISES DIVERSES		
PORT TOTAL	2,197,494 *	26,796 *	2,224,290 *	TOTAL DU PORT		
LES ESCOUIMINS	PULPWOOD	253,840		253,840	BOIS A PATE	
	VENEER,PLYWOOD	4,075		4,075	PLACAGES,CONTRE-PLAQ.	
	PULP	1,200		1,200	PATE	
	PORT TOTAL	259,115 *		259,115 *	TOTAL DU PORT	
	MATANE	LOBSTER		2	2	HOMARD
MILK POWDER		5		5	LAIT EN POUDRE	
DAIRY PROD.EGGS,HONEY		38		38	PROD.LAIT.,OEUFS,MIEL	
MALT AND MALT FLOUR		21		21	MALT ET FARINE DE MALT	
CEREALS MILLED,NES		44		44	CEREALES MOULUES,NDA	
FRUITS, PREP. CANNED		63		63	FRUITS PREP. EN BOITE	
SUGAR, NES		71		71	SUCRE, NDA	
MISC.FOOD PREP.NES		100		100	DIV.PREP.ALIM.NDA	
BRAN,SHDRTS,MIDLINGS		75		75	SON,ISSUES DE CEREALES	
GROUND CEREALS NES		75		75	CEREALES MOULUES NDA	
ALE,BEER,STOUT,PORTER		154		154	ALE,BIERE,STOUT,PORTER	
PULPWOOD		17,600		17,600	BOIS A PATE	
SALT			21,519	21,519	SEL	
WASTE AND SCRAP NES			10	10	DECHETS ET REBUTS NDA	
LUMBER AND TIMBER		12		12	BOIS OEUVRE ET CHARP.	
FISH,MARINE ANIMAL OIL		30		30	HUIL.DE POISSON,AN.MAR	
GASOLINE		2,176	12,940	15,116	ESSENCE	
FUEL OIL		3,604	67,728	71,332	MAZOUT	
ASPHALTS,ROAD OILS		250		250	ASPHALTE,BITUME LIQD.	
PETROL.COAL PROD.NES		10		10	DERIVE PETR.CHARB.NDA	
PRIMARY IRON,STEEL NES		12		12	FER,ACIER PRIMAIR.NDA	
STRUCTURAL SHAPES		4		4	PROFILES DE CONSTRUCT.	
PIPES,TUBES:IRON,STEEL		12		12	TUYAUX,TUBES:FER,ACIER	
METAL FAB.BASIC PROD.		15		15	OUVR.DE BASE EN METAL	
MISC.FABRICATED PROD.			17	17	DUVRAGES DIVERS	
ROAD MOTOR VEH. NES		32		32	VEH.AUTOM.ROUTIERS NDA	
EQUIPMENT MISC.		9	36	45	MATERIEL DIVERS	

TABLE 11. CARGOES HANDLED AT CANADIAN PORTS IN COASTWISE SHIPPING.

TABLEAU 11. MARCHANDISES MANUTENTIONNEES DANS LES PORTS CANADIENS, EN CABOTAGE NATIONAL.

PORT PORT	COMMODITY	TONS LOADED TONNES CHARGÉES	TONS UNLOADED TONNES DECHARGÉES	TOTAL TOTAL	MARCHANDISES
MATANE (CONTO. - SUITE)	GENERAL CARGO	193	4	197	MARCHANDISES DIVERSES
	PORT TOTAL	24,605 *	102,256 *	126,861 *	TOTAL DU PORT
MONT LOUIS	LUMBER AND TIMBER	4,400		4,400	BOIS OEUVRE ET CHARP.
	FUEL OIL		23,021	23,021	MAZOUT
	PORT TOTAL	4,400 *	23,021 *	27,421 *	TOTAL DU PORT
MONTREAL	CATTLE	1		1	BOVINS
	MEAT, FRESH OR FROZEN	2,025	49	2,074	VIANDE, FRAICHE / CONG.
	MEAT AND MEAT PREP. NES	517	2	519	VIANDES ET PREP. NDA
	FISH, FRESH OR FROZEN	137	1,051	1,188	POISSON, FRAIS OU CONG.
	FISH, SALTED OR CURED		285	285	POISSON, SALE OU FUME
	FISH, CANNED	107	13	120	POISSON EN BOITES
	SHELL FISH, NES		31	31	MOLLUSQUES CRUST., NDA
	BUTTER	65		65	BEURRE
	CHEESE	65		65	FROMAGE
	MILK POWDER	3		3	LAIT EN POUFRE
	DAIRY PROD. EGGS, HONEY	2,026	3	2,029	PROD. LAIT., OEUFS, MIEL
	BARLEY	1,902	538,388	540,290	ORGE
	OATS	1,955	90,968	92,923	AVOINE
	RYE		16,549	16,549	SEIGLE
	WHEAT	8,274	2,694,087	2,702,361	BLE
	CEREALS UNMILLED, NES	409		409	CEREALES NON MOUL., NDA
	CORN MEAL AND FLOUR	13		13	SEMIOLE, FARINE DE MAIS
	MALT AND MALT FLOUR	580	19,684	20,264	MALT ET FARINE DE MALT
	WHEAT FLOUR	3,323		3,323	FARINE DE BLE
	CEREALS MILLED, NES	2,711		2,711	CEREALES MOULUES, NDA
	MACARONI, CEREAL PROD.	2,545		2,545	PATES ALIM. PRDD. CEREAL
	FRESH FRUITS, BERRIES	806		806	FRUITS, BAIES FRAIS
	FROZEN FRUITS, BERRIES	112		112	FRUITS, BAIES CONGEELES
	FRUIT JUICES	344		344	JUS DE FRUIT
	FRUIT, PRES. NOT CANNED	352		352	CONS. FRUITS NON BOITE
	FRUITS, PREP. CANNED	4,943		4,943	FRUITS PREP. EN BOITE
	NUTS, EXC. OIL NUTS NES	3		3	NOIX, SAUF OLEAG. NDA
	VEGETABLES, FRESH	1,383		1,383	LEGUMES, FRAIS
	VEGETABLES, FROZEN	300		300	LEGUMES, CONGEELES
	VEGETABLE PREP. NES	6,236	166	6,402	PREP. DE LEGUMES NDA
	SUGAR, NES	1,011		1,011	SUCRE, NDA
	SYRUP	9		9	SIROP
	SUGAR PREPARATIONS	8		8	PREP. A BASE DE SUCRE
	TEA	14		14	THE
	MARGARINE	13		13	MARGARINE
	MISC. FOOD PREP. NES	52,858	691	53,549	DIV. PREP. ALIM. NDA
	HAY, FORAGE, STRAW	11		11	FOIN, FOURRAGE, PAILLE
	HULLS, SCREENINGS, CHAFF		3,538	3,538	ECOLURES, CRIBLURES, BAL
	BRAN, SHORTS, MIDDINGS	55		55	SON, ISSUES DE CEREALES
	GROUND CEREALS NES	11,109		11,109	CEREALES MOULUES NDA
	FEEDS OF ANIMAL ORIGIN		1,504	1,504	PROV. D'ORIGINE ANIMALE
	NON-ALCOHOLIC BEVERAGE	979		979	BOISSONS NON-ALCOOLIQ.
	ALE, BEER, STOUT, PORTER	1,473	9	1,482	ALE, BIERE, STOUT, PORTER
	DIST. ALCOHOLIC BEV.	723	129	852	BOISS. ALCOOL. DIST.
	CIGARETTES	4		4	CIGARETTES
	TOBACCO NES	1		1	TABACS NDA
	RAW HIDES AND SKINS		13	13	PEAUX ET CUIRS BRUT
	SOYA BEANS		13,770	13,770	GRAINE DE SOYA
	BOLTS, ROUND TIMBER	919	10	929	BILLOTS, BOIS RONDS
	CRUDE WOOD MTL. NES	137		137	MATIERES BOIS BRUT NDA
	MANGANESE DRE	8,821		8,821	MINERAI DE MANGANESE
	TITANIUM ORE		1,450	1,450	MINERAI DE TITANE
	IRON AND STEEL SCRAP		286	286	DECHETS DE FER, DACIER
	NON-FERROUS MET. SCRAP		160	160	DECHETS METAL. NON FER.
	SLAG, GROSS, BY-PRODUCTS		80	80	POUS. GUEUL. SCDR. PROD.
	CRUDE PETROLEUM		573,331	573,331	PETROLE BRUT
	NATURAL GAS	80		80	GAZ NATUREL
	ASBESTOS	20		20	AMIANTE
	BENTONITE	1,128		1,128	BENTONITE
	CLAY MATERIALS NES	5,531		5,531	MATIERES ARGIL. NDA
	SAND AND GRAVEL	13		13	SABLE ET GRAVIERS
	STONE, CRUDE NES	15		15	PIERRE BRUTE NDA
	BARYTES, NATURAL	458		458	BARYTINE NATURELLE
	FLUORSPAR	6,077		6,077	SPATH FLUOR
	GYP SUM	24,036	463,803	487,839	GYPSE
	SALT		366,498	366,498	SEL
	COTTON, TEXTILE WASTE	1		1	DECHETS DE COTON, TEXT.
	WASTE AND SCRAP NES		1,796	1,796	DECHETS ET REBUTS NDA
	LEATHER		20	20	CUIR
	FURS, DRESSED		3	3	FOURRURES APPRETEES
	RUBBER FAB. MATERIALS	7,889	3	7,892	DEMI-PROD. CAOUTCHOUC
	LUMBER AND TIMBER	7,594	4,157	11,751	BOIS OEUVRE ET CHARP.
	RAILWAY TIES	631		631	TRAVERSES DE CH. FER
	SHINGLES AND SHAKES	8		8	BARDEAUX, BARD. FACADE
	VENEER, PLYWOOD	3,106		3,106	PLACAGES, CDNTRE-PLAQ.
	WOOD FAB. MATERIALS	71		71	DEMI-PRODUITS EN BOIS

TABLE 11. CARGOES HANDLED AT CANADIAN PORTS IN COASTWISE SHIPPING.

TABLEAU 11. MARCHANDISES MANUTENTIONNEES DANS LES PORTS CANADIENS, EN CABOTAGE NATIONAL.

PORT PORT	COMMODITY	TONS LOADED TONNES CHARGEES	TONS UNLOADED TONNES DECHARGEES	TOTAL TOTAL	MARCHANDISES	
MONTREAL (CONTD. - SUITE)	NEWSPRINT PAPER		3,000	3,000	PAPIER JOURNAL	
	PAPER NES	5,601		5,601	PAPIER NDA	
	PAPERBOARD	4,860	6,849	11,709	CARTON	
	BLDG.PAPER AND BOARD	54,900	667	55,567	PLAQ.CONSTR.,PAP/CART.	
	CORDAGE,TWINE,ROPE	10		10	CORDAGE,FICELLE,CORDE	
	TEXTILE FAB.MTL NES	5,119		5,119	OUVR.EN MAT.TEXT.NDA	
	FISH,MARINE ANIMAL OIL	105	1,300	1,405	HUIL.OE POISSON,AN.MAR	
	VEG.OILS,FATS NES	2,524	31	2,555	HUIL.MAT.GRAS.VEG.NDA	
	OILS,FATS,WAXES NES	297		297	HUIL.MAT.GRAS.CIRE NDA	
	METALLIC SALTS	1,504	20,505	22,009	SELS METALLIQUES	
	INORGANIC CHEMS. NES	531		531	PROD.CHIM.INORG.NDA	
	GLYCOL	34		34	GLYCOL	
	ORGANIC CHEMICALS NES	17,284	3,202	20,486	PROD.CHIM.ORGAN.NDA	
	FERTILIZERS NES	492		492	ENGRAIS CHIMIQUE NDA	
	SYNTHETIC RUBBER	416		416	CAOUTCHOUC SYNTHETIQUE	
	PLASTIC MATERIALS	22		22	MATIERES PLASTIQUES	
	DYESTUFF,PIGMENT,PAINT	3,639	60	3,699	MAT.COLOR.PIG.PEINTURE	
	CHEM.SPECIALTIES NES	665	2,800	3,465	PROD.CHIM.SPECIALS NDA	
	GASOLINE	984,331	71,898	1,056,229	ESSENCE	
	FUEL OIL	2,696,169	330,764	3,026,933	MAZOUT	
	LUBRICATING OIL,GREASE	163,094	76	163,170	HUIL.GRAISSE LUBRIF.	
	ASPHALTS,ROAD OILS	2,726		2,726	ASPHALTE,BITUME LIQD.	
	PETROL.COAL PROD.NES	77,294	79,214	156,508	DERIVE PETR.CHARB.NDA	
	FERRO-ALLOYS	1,419		1,419	FERRO-ALLIAGES	
	PRIMARY IRON,STEEL NES	5,782		5,782	FER,ACIER PRIMAIR.NDA	
	CASTINGS,FORGINGS	2,848	11	2,859	MOUL.PIECES FORGEES	
	BAR AND RDDS,STEEL	3,657		3,657	BARRES ET TIGES ACIER	
	PLATE & SHEET STEEL	10,651	4	10,655	TOL.S,FEUILLES DACIER	
	STRUCTURAL SHAPES	44,954	2,431	47,385	PROFILES DE CONSTRUCT.	
	RAILS & TRACK MATERIAL	210		210	RAILS,MAT.VOIE FERREE	
	PIPES,TUBES:IRON,STEEL	1,065	15	1,080	TUYAUX,TUBES:FER,ACIER	
	WIRE	2,043	60	2,103	FIL METALLIQUE	
	ALUMINIUM	9	219	228	ALUMINIUM	
	METAL FAB.BASIC PRDD.	15,507	94	15,601	OUVR.DE BASE EN METAL	
	BUILDING BRICK, CLAY	195		195	BRIQ.A BATIR ARGILE	
	DRAIN TILES,PIPES	241		241	TUILES TUY.OE DRAINAGE	
	BRICKS,TILES NES	80		80	BRIQUES,TUILES NDA	
	GLASS BASIC PRODUCTS	9		9	OUVR.DE BASE EN VERRE	
	ASBESTOS BASIC PROD.	175		175	OUVR.DE BASE AMIANTE	
	CEMENT	85,499		85,499	CIMENT	
	CEMENT BASIC PROD.	37		37	OUVR.DE BASE CIMENT	
	LIME	81		81	CHAUX	
	NON-MET.MIN.BASIC PROD	521	82	603	PRDD.MIN.NON-MET.DOSEE	
	MISC.FABRICATED PROD.	9		9	OUVRAGES DIVERS	
	TRACTORS	289		289	TRACTEURS	
	MACHINERY NES	51,625	10,690	62,315	MACHINES NDA	
	RAILWAY ROLLING STOCK	1,199	1,316	2,515	MAT.ROUL.DE CH.DE FER	
	PASS.AUTOS AND CHASSIS	268	24	292	VOITURES PART.,CHASSIS	
	BUSES AND CHASSIS	22		22	AUTOBUS ET CHASSIS	
	TRUCKS AND CHASSIS	238		238	CAMIONS ET CHASSIS	
	MOTOR VEHICLE ENGINES	166	34	200	MOTEURS DE VEH.AUTOM.	
	RDAO MOTOR VEH. NES	1,192	407	1,599	VEH.AUTOM.ROUTIERS NDA	
	SHIPS,AIRCRAFT,MIS.VEH	287	30	317	NAVIRES,AVIONS,VEH.DIV	
	RUBBER TIRES AND TUBES	206	67	273	PNEUS, CHAMBRES A AIR	
	EQUIPMENT MISC.	15,627	485	16,112	MATERIEL DIVERS	
	PERSONAL,HSEHOLD GOODS	4,547	183	4,730	ART.PERS.ET MENAGERS	
	CONTAINERS,CLOSURES	4,398	4,701	9,099	CONTENEURS,FERMETURES	
	MISC. END PRODUCTS NES	4,209	50	4,259	PRODUITS FINIS DIV.NDA	
	GENERAL CARGO	24,432	5,538	29,970	MARCHANDISES DIVERSES	
	PORT TOTAL	4,481,254 *	5,339,334 *	9,820,588 *	TOTAL DU PORT	
	CONTRECOEUR	RAW SUGAR	18,754		18,754	SUCRE BRUT
		IRON ORE AND CONC	210,318	166,755	377,073	MINERAI,CONC.OE FER
		MANGANESE ORE	104,840		104,840	MINERAI DE MANGANESE
		DRES AND CONC.NES	540		540	MINERAIS ET CONC.NDA
		FLUORSPAR	7,455		7,455	SPATH FLUOR
PHOSPHATE ROCK			5,143	5,143	ROCHE PHOSPHATEE	
WASTE AND SCRAP NES			5,740	5,740	DECHETS ET REBUTS NDA	
INORGANIC CHEMS. NES			92,943	92,943	PROD.CHIM.INORG.NDA	
FUEL OIL			4,279	4,279	MAZOUT	
COKE		13,721	43,436	57,157	COKE	
PORT TOTAL		355,628 *	318,296 *	673,924 *	TOTAL DU PORT	
LANDRAIE	FUEL OIL		1,203	1,203	MAZOUT	
	PORT TOTAL	*	1,203 *	1,203 *	TOTAL DU PORT	
VARENNES	FUEL OIL		4,360	4,360	MAZOUT	
	PORT TOTAL	*	4,360 *	4,360 *	TOTAL DU PORT	
NEW RICHMOND	GASOLINE	2,024		2,024	ESSENCE	
	FUEL OIL	805	60,886	61,691	MAZOUT	
	PORT TOTAL	2,829 *	60,886 *	63,715 *	TOTAL DU PORT	

TABLE 11. CARGOES HANDLED AT CANADIAN PORTS IN COASTWISE SHIPPING.

TABLÉAU 11. MARCHANDISES MANUTENTIONNÉES DANS LES PORTS CANADIENS, EN CABOTAGE NATIONAL.

PORT PORT	COMMODITY	TONS LOADED TONNES CHARGÉES	TONS UNLOADED TONNES DECHARGÉES	TOTAL TOTAL	MARCHANDISES
PASPEBIAC	GASOLINE		4,796	4,796	ESSENCE
	FUEL OIL		12,873	12,873	MAZOUT
	PORT TOTAL	*	17,669 *	17,669 *	TOTAL DU PORT
POINT AU PIC	CATTLE		200	200	BOVINS
	MISC. FOOD PREP. NES	2		2	DIV. PREP. ALIM. NDA
	PULPWOOD		420	420	BOIS A PATE
	MANGANESE ORE	206		206	MINÉRAI DE MANGANESE
	SALT	8		8	SEL
	WASTE AND SCRAP NES		217	217	DECHETS ET REBUTS NDA
	LUMBER AND TIMBER		20	20	BOIS D'OEUVRE ET CHARP.
	PULP	10		10	PATE
	NEWSPRINT PAPER		2,000	2,000	PAPIER JOURNAL
	PAPER NES	32		32	PAPIER NDA
	BLDG. PAPER AND BOARD	109		109	PLAQ. CONSTR., PAP/CART.
	METALLIC SALTS	440		440	SELS METALLIQUES
	INORGANIC CHEMS. NES	95		95	PROD. CHIM. INORG. NDA
	EXPLOS., FUSES, CAPS	400		400	EXPLOS., AMORCES, OET.
	FERTILIZERS NES	3,389		3,389	ENGRAIS CHIMIQUE NDA
	PRIMARY IRON, STEEL NES		126	126	FER, ACIER PRIMAIR. NDA
	PLATE & SHEET STEEL	26		26	TOLES, FEUILLES D'ACIER
	STRUCTURAL SHAPES	20		20	PROFILES DE CONSTRUCT.
	PIPES, TUBES: IRON, STEEL	15		15	TUYAUX, TUBES: FER, ACIER
	ALUMINIUM		15,390	15,390	ALUMINIUM
	METAL FAB. BASIC PROD.	2		2	OUVR. DE BASE EN METAL
CEMENT BASIC PROD.	140		140	OUVR. DE BASE CIMENT	
PERSONAL, HSEHOLD GOODS	2		2	ART. PERS. ET MENAGERS	
CONTAINERS, CLOSURES	1		33	CONTENEURS, FERMETURES	
GENERAL CARGO	90		90	MARCHANDISES DIVERSES	
PORT TOTAL	4,987 *	18,405 *	23,392 *	TOTAL DU PORT	
PORT ALFRED	PULPWOOD		117,510	117,510	BOIS A PATE
	BARYTES, NATURAL		6,050	6,050	BARYTINE NATURELLE
	FLUORSPAR		150,786	150,786	SPATH FLUOR
	SALT		67,012	67,012	SEL
	LUMBER AND TIMBER	145		145	BOIS D'OEUVRE ET CHARP.
	VENEER, PLYWOOD		875	875	PLACAGES, CONTRE-PLAQ.
	PULP		1,200	1,200	PATE
	METALLIC SALTS	1,243		1,243	SELS METALLIQUES
	INORGANIC CHEMS. NES	16,034	38,949	54,983	PROD. CHIM. INORG. NDA
	FERTILIZERS NES	926		926	ENGRAIS CHIMIQUE NDA
	BUILDING BRICK, CLAY	300		300	BRIQ. A BATIR ARGILE
	CEMENT	6,993		6,993	CIMENT
	CEMENT BASIC PROD.	1,032		1,032	OUVR. DE BASE CIMENT
	PORT TOTAL	26,673 *	382,382 *	409,055 *	TOTAL DU PORT
	PORT CARTIER	BARLEY		332,119	332,119
WHEAT		11,646	1,381,051	1,392,697	BLE
WHEAT FLOUR			100	100	FARINE DE BLE
SOYA BEANS			11,149	11,149	GRAINE DE SOYA
BOLTS, ROUND TIMBER			122	122	BILLOTS, BOIS RONDS
IRON ORE AND CONC		10,008		10,008	MINÉRAI, CONC. DE FER
RUBBER FAB. MATERIALS			1	1	DEMI-PROD. CAOUTCHOUC
LUMBER AND TIMBER			931	931	BOIS D'OEUVRE ET CHARP.
RAILWAY TIES			400	400	TRAVERSES DE CH. FER
BLDG. PAPER AND BOARD			4,828	4,828	PLAQ. CONSTR., PAP/CART.
GASOLINE			4,931	4,931	ESSENCE
FUEL OIL			51,067	51,067	MAZOUT
CASTINGS, FORGINGS			119	119	MOUL. PIÈCES FORGÉES
BARS AND RODS, STEEL			882	882	BARRES ET TIGES ACIER
PLATE & SHEET STEEL			225	225	TOLES, FEUILLES D'ACIER
STRUCTURAL SHAPES			2,598	2,598	PROFILES DE CONSTRUCT.
RAILS & TRACK MATERIAL			210	210	RAILS, MAT. VOIE FERREE
METAL FAB. BASIC PROD.			336	336	OUVR. DE BASE EN METAL
BRICKS, TILES NES			80	80	BRIQUES, TUILES NDA
NON-MET. MIN. BASIC PROD			62	62	PROD. MIN. NON-MET. BASE
MACHINERY NES		1,805	15,501	17,306	MACHINES NDA
RAILWAY ROLLING STOCK		517	1,028	1,545	MAT. ROUL. DE CH. DE FER
MOTOR VEHICLE ENGINES			20	20	MOTEURS DE VEH. AUTOM.
ROAD MOTOR VEH. NES			10	10	VEH. AUTOM. ROUTIERS NDA
RUBBER TIRES AND TUBES			27	27	PNEUS, CHAMBRES A AIR
EQUIPMENT MISC.		28	336	364	MATERIEL DIVERS
PERSONAL, HSEHOLD GOODS			30	30	ART. PERS. ET MENAGERS
CONTAINERS, CLOSURES		353	262	615	CONTENEURS, FERMETURES
GENERAL CARGO	10	2,843	2,853	MARCHANDISES DIVERSES	
PORT TOTAL	24,367 *	1,811,268 *	1,835,635 *	TOTAL DU PORT	
PORT MENIER	PULPWOOD	3,200		3,200	BOIS A PATE
	GASOLINE		867	867	ESSENCE
	FUEL OIL		1,545	1,545	MAZOUT
	CEMENT		35	35	CIMENT
	TRACTORS	4		4	TRACTEURS
	MACHINERY NES	116	237	353	MACHINES NDA

TABLE 11. CARGOES HANDLED AT CANADIAN PORTS IN COASTWISE SHIPPING.

TABLEAU 11. MARCHANDISES MANUTENTIONNEES DANS LES PORTS CANADIENS, EN CABOTAGE NATIONAL.

PORT PORT	COMMODITY	TONS LOADED TONNES CHARGÉES	TONS UNLOADED TONNES DECHARGÉES	TOTAL TOTAL	MARCHANDISES
PORT MENIER (CONTD. - SUITE)	TRUCKS AND CHASSIS		13	13	CAMIONS ET CHASSIS
	EQUIPMENT MISC.	13		13	MATERIEL DIVERS
	CONTAINERS, CLOSURES	18		18	CONTENEURS, FERMETURES
	MISC. END PRODUCTS NES	20		20	PRODUITS FINIS DIV. NDA
	GENERAL CARGO	215	419	634	MARCHANDISES DIVERSES
	PORT TOTAL	3,586 *	3,116 *	6,702 *	TOTAL DU PORT
QUEBEC	MEAT, FRESH OR FROZEN	60		60	VIANDE, FRAICHE / CONG.
	FISH, FRESH OR FROZEN	3		3	POISSON, FRAIS OU CONG.
	LOBSTER	2		2	HOMARD
	DAIRY PROD., EGGS, HONEY	42		42	PROD. LAIT., OEUFS, MIEL
	BARLEY		373,973	373,973	ORGE
	CORN		7,034	7,034	MAIS
	OATS		53,346	53,346	AVOINE
	RYE		2,906	2,906	SEIGLE
	WHEAT		717,452	717,452	BLE
	CEREALS MILLED, NES	57		57	CEREALES MOULUES, NDA
	VEGETABLE PREP. NES	187		187	PREP. DE LEGUMES NDA
	RAW SUGAR	4,300		4,300	SUCRE BRUT
	SUGAR, NES	30		30	SUCRE, NDA
	MISC. FOOD PREP. NES	1,573		1,573	DIV. PREP. ALIM. NDA
	BRAN, SHORTS, MIDDINGS	25		25	SDN, ISSUES DE CEREALES
	NON-ALCOHOLIC BEVERAGE	27		27	BOISSONS NON-ALCOOLIQ.
	ALE, BEER, STOUT, PORTER	60		60	ALE, BIÈRE, STOUT, PORTER
	DIST. ALCOHOLIC BEV.	95		95	BOISS. ALCOOL. DIST.
	FLAXSEED		43,208	43,208	GRAINE DE LIN
	RAPESEED		13,380	13,380	GRAINE DE COLZA
	PULPWOOD		396,940	396,940	BOIS A PATE
	CRUDE WOOD MTL. NES	12		12	MATIERES BOIS BRUT NDA
	COPPER ORE AND CONC.		23,310	23,310	MINERAL, CONC. CUIVRE
	ZINC ORE AND CONC.		16,446	16,446	MINERAL, CONC. DE ZINC
	IRON AND STEEL SCRAP		1,975	1,975	DECHETS DE FER, D'ACIER
	NON-FERROUS MET. SCRAP		480	480	DECHETS METAL. NON FER.
	CRUDE PETROLEUM		105,995	105,995	PETROLE BRUT
	GYP SUM		11,883	11,883	GYPSE
	SALT		135,790	135,790	SEL
	LEATHER	20		20	CUIR
	LUMBER AND TIMBER	40		40	BOIS OEUVRE ET CHARP.
	PAPER NES	25		25	PAPIER NDA
	PAPERBOARD		269	269	CARTON
	BLOG. PAPER AND BOARD	1,473		1,473	PLAQ. CONSTR., PAP/CART.
	METALLIC SALTS	876	21,565	22,441	SELS METALLIQUES
	EXPLOS., FUSES, CAPS	207		207	EXPLOS., AMORCES, DET.
	GASOLINE	242,537	499,914	742,451	ESSENCE
	FUEL OIL	831,756	722,607	1,554,363	MAZOUT
	LUBRICATING OIL, GREASE	40		40	HUILE, GRAISSE LUBRIF.
	ASPHALTS, ROAD OILS	30,511		30,511	ASPHALTE, BITUME LIQD.
	PETROL, COAL PROD. NES	1,770		1,770	DERIVE PETR. CHARB. NDA
	PRIMARY IRON, STEEL NES	14		14	FER, ACIER PRIMAIR. NDA
	BAR AND RODS, STEEL	447		447	BARRES ET TIGES ACIER
	PLATE & SHEET STEEL	76		76	TOLES, FEUILLES D'ACIER
	STRUCTURAL SHAPES	608		608	PROFILES DE CONSTRUCT.
	ALUMINUM		505	505	ALUMINIUM
	ZINC AND ALLOYS	4,462		4,462	ZINC ET ALLIAGES
METAL FAB. BASIC PROD.	26		26	OUVR. DE BASE EN METAL	
BUILDING BRICK, CLAY	195		195	BRQ. A BATIR ARGILE	
CEMENT	9,274		9,274	CIMENT	
MISC. FABRICATED PROD.	17		17	OUVRAGES DIVERS	
MACHINERY NES	252	11	263	MACHINES NDA	
ROAD MOTOR VEH. NES	60		60	VEH. AUTOM. ROUTIERS NDA	
SHIPS, AIRCRAFT, MIS. VEH		56	56	NAVIRES, AVIONS, VEH. DIV	
EQUIPMENT MISC.	17		17	MATERIEL DIVERS	
PERSONAL, HSEHOLD GOODS	34	2	36	ART. PERS. ET MENAGERS	
CONTAINERS, CLOSURES	5	86	91	CONTENEURS, FERMETURES	
MISC. END PRODUCTS NES	32		32	PRODUITS FINIS DIV. NDA	
GENERAL CARGO	381	160	541	MARCHANDISES DIVERSES	
PORT TOTAL	1,131,628 *	3,149,293 *	4,280,921 *	TOTAL DU PORT	
RIMOUSKI	DAIRY PROD., EGGS, HONEY	334		334	PROD. LAIT., OEUFS, MIEL
	WHEAT FLOUR	15		15	FARINE DE BLE
	FRESH FRUITS, BERRIES	208		208	FRUITS, BAIES FRAIS
	VEGETABLES, FRESH	290		290	LEGUMES, FRAIS
	MISC. FOOD PREP. NES	633	17	650	DIV. PREP. ALIM. NDA
	PULPWOOD	32,960		32,960	BOIS A PATE
	NON-FERROUS MET. SCRAP		400	400	DECHETS METAL. NON FER.
	LUMBER AND TIMBER	186		186	BOIS OEUVRE ET CHARP.
	RAILWAY TIES	1,760		1,760	TRAVERSES DE CH. FER
	VENEER, PLYWOOD	45		45	PLACAGES, CONTRE-PLAQ.
	WOOD FAB. MATERIALS	2		2	DEMI-PRODUITS EN BOIS
	PAPERBOARD	400		400	CARTON
	BLOG. PAPER AND BOARD	277	344	621	PLAQ. CONSTR., PAP/CART.
	EXPLOS., FUSES, CAPS	1,918	325	2,243	EXPLOS., AMORCES, DET.
	GASOLINE		220,427	220,427	ESSENCE



TABLE 11. CARGOES HANDLED AT CANADIAN PORTS IN COASTWISE SHIPPING.

TABLÉAU 11. MARCHANDISES MANUTENTIONNÉES DANS LES PORTS CANADIENS, EN CABOTAGE NATIONAL.

PORT PORT	COMMODITY	TDNS LOADED TONNES CHARGÉES	TONS UNLOADED TONNES DÉCHARGÉES	TOTAL TOTAL	MARCHANDISES
RIMOUSKI (CONTD. - SUITE)	FUEL OIL		216,682	216,682	MAZOUT
	LUBRICATING OIL, GREASE	9		9	HUILE, GRAISSE LUBRIF.
	PETROL, COAL PROD. NES	4	3	7	DÉRIVE PETR. CHARB. NDA
	CASTINGS, FORGINGS	13,230		13,230	MOUL. PIÈCES FORGÉES
	PLATE & SHEET STEEL	446		446	TOLES, FEUILLES D'ACIER
	STRUCTURAL SHAPES	717	50	767	PROFILES DE CONSTRUCT.
	PIPES, TUBES: IRON, STEEL	920		920	TUYAUX, TUBES: FER, ACIER
	METAL FAB. BASIC PROD.	530		530	OUVR. DE BASE EN METAL
	CEMENT	35		35	CIMENT
	CEMENT BASIC PROD.	244		244	OUVR. DE BASE CIMENT
	TRACTORS		4	4	TRACTEURS
	MACHINERY NES	270	278	548	MACHINES NDA
	TRUCKS AND CHASSIS	13		13	CAMIONS ET CHASSIS
	ROAD MOTOR VEH. NES	2		2	VEH. AUTOM. ROUTIERS NDA
	PERSONAL, HOUSEHOLD GOODS	19	8	27	ART. PERS. ET MENAGERS
	CONTAINERS, CLOSURES	44	41	85	CONTENEURS, FERMETURES
	GENERAL CARGO	669	397	1,066	MARCHANDISES DIVERSES
	PORT TOTAL	56,180 *	438,976 *	495,156 *	TOTAL DU PORT
	RIVIERE DU LOUP	PULPWOOD	15,165		15,165
GASOLINE			13,902	13,902	ESSENCE
FUEL OIL			15,542	15,542	MAZOUT
PORT TOTAL		15,165 *	29,444 *	44,609 *	TOTAL DU PORT
ST. JEAN PORT JOLI	PULPWOOD	8,860		8,860	BOIS A PATE
	PORT TOTAL	8,860 *		8,860 *	TOTAL DU PORT
STÉ. ANNE DES MONTS	GASOLINE		984	984	ESSENCE
	FUEL OIL		4,541	4,541	MAZOUT
	PORT TOTAL	*	5,525 *	5,525 *	TOTAL DU PORT
SEPT ILES	MEAT AND MEAT PREP. NES		14	14	VIANDES ET PREP. NDA
	FISH, FRESH OR FROZEN		3	3	POISSON, FRAIS OU CDNG.
	FISH, CANNED		9	9	POISSON EN BOITES
	DAIRY PROD. EGGS, HONEY		261	261	PROD. LAIT., OEUFS, MIEL
	CORN MEAL AND FLOUR		13	13	SEMOULE, FARINE DE MAIS
	MALT AND MALT FLOUR		30	30	MALT ET FARINE DE MALT
	WHEAT FLOUR		1,145	1,145	FARINE DE BLE
	CEREALS MILLED, NES		10	10	CEREALES MOULUES, NDA
	MACARONI, CEREAL PROD.		59	59	PATES ALIM. PROD. CEREAL
	FRESH FRUITS, BERRIES		31	31	FRUITS, BAIES FRAIS
	FRUIT JUICES		38	38	JUS DE FRUIT
	FRUITS, PREP. CANNED		528	528	FRUITS PREP. EN BOITE
	VEGETABLES, FRESH		31	31	LEGUMES, FRAIS
	VEGETABLE PREP. NES		531	531	PREP. DE LEGUMES NDA
	SUGAR, NES		150	150	SUCRE, NDA
	MARGARINE		13	13	MARGARINE
	MISC. FOOD PREP. NES	2,437	4,134	6,571	DIV. PREP. ALIM. NDA
	GROUND CEREALS NES		147	147	CEREALES MOULUES NDA
	NON-ALCOHOLIC BEVERAGE		94	94	BOISSONS NON-ALCOOLIQ.
	ALE, BEER, STOUT, PORTER		454	454	ALE, BIÈRE, STOUT, PORTER
	DIST. ALCOHOLIC BEV.		119	119	BOISS. ALCOOL. DIST.
	BOLTS, ROUND TIMBER	10		10	BILLOTS, BOIS RONDS
	CRUDE WOOD MTL. NES		44	44	MATIÈRES BOIS BRUT NDA
	IRON ORE AND CONC	954,830		954,830	MINÉRAI, CONC. DE FER
	ASBESTOS		20	20	AMIANTE
	STONE, CRUDE NES	16		16	PIÈRE BRUTE NDA
	GYP SUM	920	1,007	1,927	GYPSE
	SALT		1,589	1,589	SEL
	COTTON, TEXTILE WASTE		1	1	DÉCHETS DE COTON, TEXT.
	RUBBER FAB. MATERIALS		753	753	DEMI-PROD. CAOUTCHOUC
	LUMBER AND TIMBER	55	4,188	4,243	BOIS D'OEUVRE ET CHARP.
	RAILWAY TIES		1,960	1,960	TRAVERSES DE CH. FER
	VENEER, PLYWOOD	7	169	176	PLACAGES, CONTRE-PLAQ.
	PAPER NES		71	71	PAPIER NDA
	PAPERBOARD		143	143	CARTON
	BLDG. PAPER AND BOARD	1,356	14,382	15,738	PLAQ. CONSTR., PAP/CART.
	TEXTILE FAB. MTL NES		287	287	OUVR. EN MAT. TEXT. NDA
	METALLIC SALTS		14,260	14,260	SELS MÉTALLIQUES
	INORGANIC CHEMS. NES		32	32	PROD. CHIM. INORG. NDA
	GLYCOL		3	3	GLYCOL
	ORGANIC CHEMICALS NES		284	284	PROD. CHIM. ORGAN. NDA
	EXPLOS., FUSES, CAPS	1,058	6,677	7,735	EXPLOS., AMDRCS, DET.
	FERTILIZERS NES		11,540	11,540	ENGRAIS CHIMIQUE NDA
	SYNTHETIC RUBBER		9	9	CAOUTCHOUC SYNTHÉTIQUE
	DYESTUFF, PIGMENT, PAINT		37	37	MAT. COLOR. PIG. PEINTURE
	CHEM. SPECIALTIES NES		1,065	1,065	PROD. CHIM. SPÉCIAUX NDA
	GASOLINE	1	81,009	81,010	ESSENCE
	FUEL OIL	43	283,258	283,301	MAZOUT
	LUBRICATING OIL, GREASE	1,012	3,811	4,823	HUILE, GRAISSE LUBRIF.
	PETROL, COAL PROD. NES	2,954	2,709	5,663	DÉRIVE PETR. CHARB. NDA
	PRIMARY IRON, STEEL NES		1,178	1,178	FER, ACIER PRIMAIR. NDA
	CASTINGS, FORGINGS		34,032	34,032	MOUL. PIÈCES FORGÉES

TABLE 11. CARGOES HANDLED AT CANADIAN PORTS IN COASTWISE SHIPPING.

TABLEAU 11. MARCHANDISES MANUTENTIONNEES DANS LES PORTS CANADIENS, EN CABOTAGE NATIONAL.

PORT	COMMODITY	TONS LOADED TONNES CHARGÉES	TONS UNLOADED TONNES DECHARGÉES	TOTAL TOTAL	MARCHANDISES
SEPT ILES (CONTD. - SUITE)	BARS AND RODS, STEEL		1,258	1,258	BARRES ET TIGES ACIER
	PLATE & SHEET STEEL		2,967	2,967	TOLES, FEUILLES DACIER
	STRUCTURAL SHAPES	411	19,500	19,911	PROFILES DE CONSTRUCT.
	RAILS & TRACK MATERIAL		3,139	3,139	RAILS, MAT. VOIE FERREE
	PIPES, TUBES: IRON, STEEL		71	71	TUYAUX, TUBES: FER, ACIER
	METAL FAB. BASIC PROD.	52	2,481	2,533	OUVR. DE BASE EN METAL
	BUILDING BRICK, CLAY		450	450	BRIQ. A BATIR ARGILE
	CEMENT	66	54,148	54,214	CIMENT
	CEMENT BASIC PROD.		1,032	1,032	OUVR. DE BASE CIMENT
	NDN-MET. MIN. BASIC PROD.		14	14	PROD. MIN. NON-MET. BASE
	MISC. FABRICATED PROD.		7	7	OUVRAGES DIVERS
	TRACTORS	6		6	TRACTEURS
	MACHINERY NES	6,960	18,620	25,580	MACHINES NDA
	RAILWAY ROLLING STOCK	858		858	MAT. ROUL. DE CH. DE FER
	PASS. AUTOS AND CHASSIS	21	28	49	VOITURES PART., CHASSIS
	TRUCKS AND CHASSIS	7	16	23	CAMIONS ET CHASSIS
	MOTOR VEHICLE ENGINES	21	27	48	MOTEURS DE VEH. AUTOM.
	ROAD MOTOR VEH. NES	499		499	VEH. AUTOM. ROUTIERS NDA
	SHIPS, AIRCRAFT, MIS. VEH	3		3	NAVIRES, AVIONS, VEH. DIV
	RUBBER TIRES AND TUBES		65	65	PNEUS, CHAMBRES A AIR
	EQUIPMENT MISC.	98	1,234	1,332	MATERIEL DIVERS
	PERSONAL, HSEHOLD GOODS	95	898	993	ART. PERS. ET MENAGERS
	CONTAINERS, CLOSURES	782	585	1,367	CONTENEURS, FERMETURES
MISC. END PRODUCTS NES		32	32	PRODUITS FINIS DIV. NDA	
GENERAL CARGO	938	2,408	3,346	MARCHANDISES DIVERSES	
PORT TOTAL	975,516 *	581,312 *	1,556,828 *	TOTAL DU PORT	
POINTE NOIRE	WHEAT FLOUR		30	30	FARINE DE BLE
	IRON ORE AND CONC	2,647,853		2,647,853	MINERAL, CONC. OE FER
	BLDG. PAPER AND BOARD	26		26	PLAQ. CONSTR., PAP/CART.
	FUEL OIL		131,788	131,788	MAZOUT
	PETROL, COAL PROD. NES		14	14	DERIVE PETR. CHARB. NDA
	CASTINGS, FORGINGS		7,200	7,200	MDUL. PIECES FORGEES
	PLATE & SHEET STEEL		2,232	2,232	TOLES, FEUILLES DACIER
	LIME		81	81	CHAUX
	MACHINERY NES	497	1,022	1,519	MACHINES NDA
	TRUCKS AND CHASSIS		3	3	CAMIONS ET CHASSIS
	CONTAINERS, CLOSURES	78	8	86	CONTENEURS, FERMETURES
	GENERAL CARGO		4	4	MARCHANDISES DIVERSES
	PORT TOTAL	2,648,454 *	142,382 *	2,790,836 *	TOTAL DU PORT
	HARBOUR TOTAL - SEPT-ILES & POINTE-NOIRE		3,623,970 *	723,694 *	4,347,664 *
SOREL	BARLEY		146,988	146,988	ORGE
	OATS		7,022	7,022	AVOINE
	RYE		2,949	2,949	SEIGLE
	WHEAT		367,072	367,072	BLE
	TITANIUM ORE		2,195,322	2,195,322	MINERAL DE TITANE
	SLAG, DRSS, BY-PRODUCTS	4,004		4,004	POUS. GUEUL. SCOR. PROD.
	LUMBER AND TIMBER		300	300	BOIS D'OEUVRE ET CHARP.
	RAILWAY TIES	100	200	300	TRAVERSES DE CH. FER
	BLDG. PAPER AND BOARD	542		542	PLAQ. CONSTR., PAP/CART.
	FISH, MARINE ANIMAL OIL		52	52	HUIL. DE POISSON, AN. MAR
	FUEL OIL	4,663	23,960	28,623	MAZOUT
	COKE		16,307	16,307	COKE
	PIG IRON	13,099		13,099	FER EN GUEUSE
	PLATE & SHEET STEEL	608		608	TOLES, FEUILLES DACIER
	STRUCTURAL SHAPES	512		512	PROFILES DE CONSTRUCT.
	MACHINERY NES	70	390	460	MACHINES NDA
	CONTAINERS, CLOSURES	40		40	CONTENEURS, FERMETURES
	PORT TOTAL	23,638 *	2,760,562 *	2,784,200 *	TOTAL DU PORT
	TROIS PISTOLES	PULPWOOD	26,090	350	26,440
PORT TOTAL		26,090 *	350 *	26,440 *	TOTAL DU PORT
TROIS RIVIERES	BARLEY	2,680	206,446	209,126	ORGE
	CORN		3,528	3,528	MAIS
	OATS		18,174	18,174	AVOINE
	WHEAT	54,543	652,065	706,608	BLE
	PULPWOOD	350	256,010	256,360	BOIS A PATE
	SALT		115,542	115,542	SEL
	VENEER, PLYWOOD		3,200	3,200	PLACAGES, CONTRE-PLAQ.
	PAPERBOARD		400	400	CARTON
	GASOLINE		69,237	69,237	ESSENCE
	FUEL OIL	16,885	360,946	377,831	MAZOUT
	STRUCTURAL SHAPES	67		67	PROFILES DE CONSTRUCT.
	PIPES, TUBES: IRON, STEEL	448		448	TUYAUX, TUBES: FER, ACIER
	ALUMINUM		17,291	17,291	ALUMINIUM
	MACHINERY NES	57		57	MACHINES NDA
	ROAD MOTOR VEH. NES		2	2	VEH. AUTOM. ROUTIERS NDA
	EQUIPMENT MISC.	125		125	MATERIEL DIVERS
	CONTAINERS, CLOSURES		3	3	CONTENEURS, FERMETURES
	PORT TOTAL	75,155 *	1,702,844 *	1,777,999 *	TOTAL DU PORT
VALLEYFIELD	WHEAT FLOUR	586		586	FARINE DE BLE

TABLE 11. CARGOES HANDLED AT CANADIAN PORTS IN COASTWISE SHIPPING.

TABLEAU 11. MARCHANDISES MANUTENTIONNEES DANS LES PORTS CANADIENS, EN CABOTAGE NATIONAL.

PORT PORT	COMMODITY	TONS LOADED TONNES CHARGEES	TONS UNLDADED TONNES DECHARGEES	TOTAL TOTAL	MARCHANDISES	
VALLEYFIELD (CONTO. - SUITE)	MISC.FOOD PREP.NES	314	4,079	4,393	OIV.PREP.ALIM.NDA	
	WINES	73		73	VINS	
	DIST.ALCOHOLIC BEV.	1,173		1,173	BOISS.ALCOOL.DIST.	
	CRUDE VEG.PROD.NES	17		17	PR.BRUTS ORIG.VEG.NDA	
	SAND AND GRAVEL	20		20	SABLE ET GRAVIERS	
	STONE,CRUDE NES	21		21	PIERRE BRUTE NDA	
	SALT		14,510	14,510	SEL	
	PULP	1,868		1,868	PATE	
	NEWSPRINT PAPER		1,041	1,041	PAPIER JOURNAL	
	PAPER NES		802	802	PAPIER NDA	
	PAPERBOARD	105	15,558	15,663	CARTON	
	BLDG.PAPER AND BOARD	37		37	PLAQ.CONSTR.,PAP/CART.	
	CORDAGE,TWINE,ROPE	938		938	CORDAGE,FICELLE,CORDE	
	JUTE WOVEN FABRICS	25		25	TISSUS DE JUTE	
	METALLIC SALTS	7,162		7,162	SELS METALLIQUES	
	INORGANIC CHEMS. NES	128		128	PRODD.CHIM.INORG.NDA	
	ORGANIC CHEMICALS NES	56		56	PRODD.CHIM.ORGAN.NDA	
	SYNTHETIC RUBBER		123	123	CAOUTCHOUC SYNTHETIQUE	
	CHEM.SPECIALTIES NES	5,783	22	5,805	PRODD.CHIM.SPECIAUX NDA	
	LUBRICATING OIL,GREASE	140		140	HUILE,GRAISSE LUBRIF.	
	ASPHALTS,ROAD OILS	13		13	ASPHALTE,BITUME LIQD.	
	PETROL.COAL PROD.NES	766		766	DERIVE PETR.CHARB.NDA	
	FERRO-ALLOYS	734		734	FERRO-ALLIAGES	
	PRIMARY IRON,STEEL NES		7,378	7,378	FER,ACIER PRIMAIR.NDA	
	CASTINGS,FORGINGS	3		3	MOUL.PIECES FORGEES	
	BAR AND RODS,STEEL		16,930	16,930	BARRES ET TIGES ACIER	
	PLATE & SHEET STEEL	1,381	16,549	17,930	TOLES,FEUILLES DACIER	
	STRUCTURAL SHAPES	26		26	PROFILES DE CONSTRUCT.	
	WIRE	27		27	FIL METALLIQUE	
	ZINC AND ALLOYS	3,997	4,462	8,459	ZINC ET ALLIAGES	
	METAL FAB.BASIC PROD.	1,737		1,737	OUVR.DE BASE EN METAL	
	BUILDING BRICK,CLAY	424		424	BRQA BATIR ARGILE	
	ASBESTOS BASIC PROD.	87		87	OUVR.DE BASE AMIANTE	
	CEMENT BASIC PROD.	181		181	OUVR.DE BASE CIMENT	
	MACHINERY NES	64		64	MACHINES NDA	
	MISC. END PRODUCTS NES	260		260	PRODUITS FINIS DIV.NDA	
	GENERAL CARGO	946		946	MARCHANDISES DIVERSES	
	PORT TOTAL	29,092 *	81,454 *	110,546 *	TOTAL DU PORT	
	QUEBEC-NORTH/NORD	MISC.FOOD PREP.NES		880	880	OIV.PREP.ALIM.NDA
		HAY,FORAGE,STRAW		11	11	FOIN,FOURRAGE,PAILLE
		NON-ALCOHOLIC BEVERAGE		191	191	BOISSONS NON-ALCOOLIQ.
		ALE,BEER,STOUT,PORTER		1	1	ALE,BIERE,STOUT,PORTER
		CIGARETTES		1	1	CIGARETTES
		TOBACCO NES		1	1	TABACS NDA
		RAW HIDES AND SKINS	2		2	PEAUX ET CUIRS BRUT
		BOLTS,ROUND TIMBER		139	139	BILLOTS,BOIS RONDS
		LUMBER AND TIMBER		36	36	BOIS D'OEUVRE ET CHARP.
VENEER,PLYWOOD			85	85	PLACAGES,CONTRE-PLAQ.	
PAPER NES			36	36	PAPIER NDA	
BLDG.PAPER AND BOARD		18	3,563	3,581	PLAQ.CONSTR.,PAP/CART.	
TEXTILE FAB.MTL NES			14	14	OUVR.EN MAT.TEXT.NDA	
ORGANIC CHEMICALS NES			2	2	PRODD.CHIM.ORGAN.NDA	
EXPLOS.,FUSES,CAPS			665	665	EXPLOS.,AMORCES,DET.	
FERTILIZERS NES			492	492	ENGRAIS CHIMIQUE NDA	
CHEM.SPECIALTIES NES			18	18	PRODD.CHIM.SPECIAUX NDA	
GASOLINE			3,025	3,025	ESSENCE	
FUEL OIL		3,255	16,483	19,738	MAZOUT	
LUBRICATING OIL,GREASE			675	675	HUILE,GRAISSE LUBRIF.	
ASPHALTS,ROAD OILS			29	29	ASPHALTE,BITUME LIQD.	
PETROL.COAL PROD.NES			496	496	DERIVE PETR.CHARB.NDA	
METAL FAB.BASIC PROD.		20	124	144	OUVR.DE BASE EN METAL	
CEMENT			251	251	CIMENT	
TRACTORS			9	9	TRACTEURS	
MACHINERY NES		173	3,031	3,204	MACHINES NDA	
TRUCKS AND CHASSIS			13	13	CAMIONS ET CHASSIS	
MOTOR VEHICLE ENGINES			1	1	MOTEURS DE VEH.AUTOM.	
ROAD MOTOR VEH. NES		46	41	87	VEH.AUTOM.ROUTIERS NDA	
SHIPS,AIRCRAFT,MIS.VEH		3	1	4	NAVIRES,AVIONS,VEH.OIV	
EQUIPMENT MISC.			161	161	MATERIEL DIVERS	
PERSONAL,HSEHOLD GOODS		42	43	85	ART.PERS.ET MENAGERS	
CONTAINERS,CLOSURES		183		183	CONTENEURS,FERMEIURES	
MISC. END PRODUCTS NES			20	20	PRODUITS FINIS DIV.NDA	
GENERAL CARGO			53	53	MARCHANDISES DIVERSES	
PORT TOTAL		3,742 *	30,591 *	34,333 *	TOTAL DU PORT	
QUEBEC-NES/NDA		CATTLE	25	25	50	BOVINS
		LIVE ANIMALS, NES	23	23	46	ANIMAUX VIVANTS, NDA
		MEAT,FRESH OR FROZEN	4	64	68	VIANDE,FRAICHE / CONG.
		FISH,FRESH OR FROZEN	288	11	299	POISSON,FRAIS OU CONG.
		FISH,SALTED OR CURED	60		60	POISSON,SALE OU FUME
		SHELL FISH,NES	23		23	MOLLUSQUES CRUST.,NDA
		DAIRY PROD.,EGGS,HONEY		317	317	PROD.LAIT.,OEUF,MIEL

TABLE 11. CARGOES HANDLED AT CANADIAN PORTS IN COASTWISE SHIPPING.

TABLEAU 11. MARCHANDISES MANUTENTIONNEES DANS LES PORTS CANADIENS, EN CABOTAGE NATIONAL.

PORT PORT	COMMODITY	TONS LOADED TONNES CHARGÉES	TONS UNLOADED TONNES DECHARGÉES	TOTAL TOTAL	MARCHANDISES	
QUEBEC-NES/NOA (CONTO. - SUITE)	WHEAT FLOUR		13	13	FARINE DE BLE	
	FRESH FRUITS,BERRIES		195	195	FRUITS, BAIES FRAIS	
	FRUITS, PREP. CANNED		61	61	FRUITS PREP. EN BOITE	
	POTATOES		224	224	POMMES DE TERRE	
	VEGETABLES, FRESH		362	362	LEGUMES, FRAIS	
	SUGAR, NES		1	1	SUCRE, NOA	
	SUGAR PREPARATIONS		1	1	PREP. A BASE DE SUCRE	
	MISC.FOOD PREP.NES	89	5,158	5,247	DIV.PREP.ALIM.NOA	
	GRDUND CEREALS NES		1	1	CEREALES MOULUES NOA	
	FEECS OF ANIMAL ORIGIN	64		64	PRDV.DDRIGINE ANIMALE	
	ALE,BEER,STOUT,PORTER		17	17	ALE,BIERE,STOUT,PORTER	
	BOLTS,ROUND TIMBER		129	129	BILLOTS,BOIS RONDS	
	PULPWOOD	19,885	325	20,210	BOIS A PATE	
	MANGANESE ORE		66,794	66,794	MINERAI DE MANGANESE	
	CLAY MATERIALS NES		31	31	MATIERES ARGIL.NOA	
	SAND AND GRAVEL	750	750	1,500	SABLE ET GRAVIERS	
	STONE,CRUDE NES		1	1	PIERRE BRUTE NOA	
	SALT		76,487	76,487	SEL	
	LUMBER AND TIMBER	1,836	1,776	3,612	BOIS DDEUVRE ET CHARP.	
	FLOORING		15	15	LAMES POUR PARQUET	
	SHINGLES AND SHAKES		2	2	BARDEAUX,BARD.FACADE	
	VENER,PLYWOOD		12	12	PLACAGES,CONTRE-PLAQ.	
	BLOG,PAPER AND BOARD	278	4,140	4,418	PLAQ.CONSTR.,PAP/CART.	
	CORDAGE,TWINE,ROPE		1	1	CORDAGE,FICELLE,CORDE	
	TEXTILE FAB.MTL NES		4	4	OUVR.EN MAT.TEXT.NOA	
	INORGANIC CHEMS. NES		31,820	31,820	PROD.CHIM.INORG.NOA	
	EXPLOS., FUSES, CAPS		159	159	EXPLOS.,AMORCES, DET.	
	GASOLINE		10,243	13,322	ESSENCE	
	FUEL OIL	4,072	48,720	52,792	MAZOUT	
	LUBRICATING OIL,GREASE		1,248	1,248	HUILE,GRAISSE LUBRIF.	
	ASPHALTS,ROAD OILS	407		407	ASPHALTE,BITUME LIQD.	
	PETROL.COAL PROD.NES	17	482	499	DERIVE PETR.CHARB.NOA	
	BAR AND RODS,STEEL	882		882	BARRES ET TIGES ACIER	
	STRUCTURAL SHAPES	1,020	9	1,029	PROFILES DE CONSTRUCT.	
	PIPES,TUBES:IRON,STEEL	300	300	600	TUYAUX,TUBES:FER,ACIER	
	ALUMINUM		400	400	ALUMINIUM	
	METAL FAB.BASIC PROD.	202	221	423	OUVR.DE BASE EN METAL	
	BUILDING BRICK, CLAY	96	261	357	BRIQ.A BATIR ARGILLE	
	BRICKS,TILES NES	10		10	BRIQUES,TUILES NOA	
	CEMENT	86	550	636	CIMENT	
	CEMENT BASIC PROD.	609	258	867	OUVR.DE BASE CIMENT	
	NON-MET.MIN.BASIC PROD	37	58	95	PROD.MIN.NON-MET.	
	MISC.FABRICATED PROD.	26		26	OUVRAGES DIVERS	
	TRACTORS	49	55	104	TRACTEURS	
	MACHINERY NES	807	950	1,757	MACHINES NOA	
	PASS.AUTOS AND CHASSIS	10		10	VOITURES PART.,CHASSIS	
	TRUCKS AND CHASSIS	16	7	23	CAMIONS ET CHASSIS	
	ROAD MOTOR VEH. NES		47	47	VEH.AUTOM.ROUTIERS NOA	
	RUBBER TIRES AND TUBES	16		16	PNEUS, CHAMBRES A AIR	
	EQUIPMENT MISC.	40	36	76	MATERIEL DIVERS	
	PERSONAL,HSEHOLD GOODS	141	158	299	ART.PERS.ET MENAGERS	
	CONTAINERS,CLOSURES	1,264	135	1,399	CONTENEURS,FERMETURES	
	MISC. ENO PRODUCTS NES	61	40	101	PRODUITS FINIS DIV.NOA	
	GENERAL CARGO	731	1,111	1,842	MARCHANDISES DIVERSES	
	PORT TOTAL	37,303 *	254,208 *	291,511 *	TOTAL DU PORT	
	PROVINCE TOTAL	13,008,570	20,641,502	33,650,072	TOTAL DE LA PROVINCE	
	ONTARIO / ONTARIO AMHERSTBURG	METALLIC SALTS	118,960		118,960	SELS METALLIQUES
		INORGANIC CHEMS. NES	26,745		26,745	PROD.CHIM.INORG.NOA
		FUEL OIL		138,074	138,074	MAZOUT
	PORT TOTAL	145,705 *	138,074 *	283,779 *	TOTAL DU PORT	
BAOGLY ISLAND	STONE,CRUDE NES	285,496		285,496	PIERRE BRUTE NOA	
	PORT TOTAL	285,496 *	*	285,496 *	TOTAL DU PORT	
BELLEVILLE	FUEL OIL		17,191	17,191	MAZOUT	
	CEMENT	133,688		133,688	CIMENT	
	PORT TOTAL	133,688 *	17,191 *	150,879 *	TOTAL DU PORT	
BRITT	GASOLINE		123,056	123,056	ESSENCE	
	FUEL OIL	2,450	141,119	143,569	MAZOUT	
	PORT TOTAL	2,450 *	264,175 *	266,625 *	TOTAL DU PORT	
BYNG INLET	GASOLINE	520	17,205	17,725	ESSENCE	
	FUEL OIL		18,152	18,152	MAZOUT	
	PORT TOTAL	520 *	35,357 *	35,877 *	TOTAL DU PORT	
CLARKSON	CRUDE PETROLEUM	368,861		368,861	PETROLE BRUT	
	LIMESTONE		2,250,278	2,250,278	PIERRE CALCAIRE	
	WASTE AND SCRAP NES		5,359	5,359	DECHETS ET REBUTS NOA	
	GASOLINE	31,926	42,268	74,194	ESSENCE	

TABLE 11. CARGOES HANDLED AT CANADIAN PORTS IN COASTWISE SHIPPING.

TABLÉAU 11. MARCHANDISES MANUTENTIONNÉES DANS LES PORTS CANADIENS, EN CABOTAGE NATIONAL.

PORT PORT	COMMODITY	TONS LOADED TONNES CHARGÉES	TONS UNLOADED TONNES DÉCHARGÉES	TOTAL TOTAL	MARCHANDISES
CLARKSON (CONTD. - SUITE)	FUEL OIL	98,714	57,838	156,552	MAZOUT
	LUBRICATING OIL, GREASE		15,734	15,734	HUILE, GRAISSE LUBRIF.
	PETROL. COAL PROD. NES	2,187		2,187	DÉRIVE PETR. CHARB. NDA
	CEMENT	7,600		7,600	CIMENT
	PORT TOTAL	509,288 *	2,371,477 *	2,880,765 *	TOTAL DU PORT
COBOURG	FUEL OIL		31,284	31,284	MAZOUT
	PORT TOTAL	*	31,284 *	31,284 *	TOTAL DU PORT
COLBORNE	LIMESTONE	2,250,278		2,250,278	PIERRE CALCAIRE
	PORT TOTAL	2,250,278 *	*	2,250,278 *	TOTAL DU PORT
COLLINGWOOD	BARLEY		19,493	19,493	ORGE
	OATS		12,892	12,892	AVOINE
	WHEAT		12,295	12,295	BLÉ
	HULLS, SCREENINGS, CHAFF		8,692	8,692	ÉCLOURES, CRIBLURES, BAL
	PORT TOTAL	*	53,372 *	53,372 *	TOTAL DU PORT
CORNWALL	FUEL OIL		46,515	46,515	MAZOUT
	PORT TOTAL	*	46,515 *	46,515 *	TOTAL DU PORT
CUTLER	GASOLINE		13,681	13,681	ESSENCE
	FUEL OIL		21,328	21,328	MAZOUT
	PORT TOTAL	*	35,009 *	35,009 *	TOTAL DU PORT
GODERICH	BARLEY		49,827	49,827	ORGE
	OATS		55,552	55,552	AVOINE
	RYE		1,260	1,260	SEIGLE
	WHEAT	26,179	171,373	197,552	BLÉ
	HULLS, SCREENINGS, CHAFF		58,960	58,960	ÉCLOURES, CRIBLURES, BAL
	SALT	634,140		634,140	SEL
	PORT TOTAL	660,319 *	336,972 *	997,291 *	TOTAL DU PORT
HAMILTON	DAIRY PROD. EGGS, HONEY	319		319	PROD. LAIT., ŒUFS, MIEL
	FRUIT JUICES	159		159	JUS DE FRUIT
	VEGETABLES, DRIED	1,117		1,117	LEGUMES, SECS
	VEGETABLE PREP. NES	711		711	PRÉP. DE LEGUMES NDA
	TEA	17		17	THÉ
	MISC. FOOD PREP. NES	9,788		9,788	DIV. PRÉP. ALIM. NDA
	WINES	1,701		1,701	VINS
	CRIST. ALCOHOLIC BEV.	3,537		11	BOISS. ALCOOL. DIST.
	CRUDE VEG. PROD. NES		17	17	PR. BRUTS ORIG. VEG. NDA
	IRON ORE AND CONC		4,620,750	4,620,750	MINÉRAI, CONC. DE FER
	MANGANESE ORE		8,821	8,821	MINÉRAI DE MANGANESE
	SLAG, DRSS, BY-PRODUCTS	7,003		7,003	POUS. GÉOL. SCOR. PROD.
	COAL, BITUMINOUS		6,682	6,682	CHARBON BITUMINEUX
	BENTONITE	5		5	BENTONITE
	CHINA CLAY	17		17	KAOLIN
	DOLOMITE	11,835		11,835	DOLOMITE
	CLAY MATERIALS NES		5,500	5,500	MATIÈRES ARGIL. NDA
	SAND AND GRAVEL		20	20	SABLE ET GRAVIERS
	LIMESTONE		88,568	88,568	PIERRE CALCAIRE
	FLUORSPAR		6,077	6,077	SPATH FLUOR
	GYPSE		109,498	109,498	GYPSE
	SALT		30,525	30,525	SEL
	NEWSPRINT PAPER		2,220	2,220	PAPIER JOURNAL
	PAPERBOARD	1,377		39,948	CARTON
	CORDAGE, TWINE, ROPE		938	938	CORDAGE, FICELLE, CORDE
	JUTE WOVEN FABRICS		25	25	TISSUS DE JUTE
	METALLIC SALTS		946	946	SELS MÉTALLIQUES
	FERTILIZERS NES		11,121	11,121	ENGRAIS CHIMIQUE NDA
	CHEM. SPECIALTIES NES	38		450	PROD. CHIM. SPÉCIAUX NDA
	GASOLINE		67,238	67,238	ESSENCE
	FUEL OIL	11,177		286,279	MAZOUT
	LUBRICATING OIL, GREASE	5,227		5,227	HUILE, GRAISSE LUBRIF.
	COKE	43,436		43,436	COKE
	PETROL. COAL PROD. NES	16,136		2,187	DÉRIVE PETR. CHARB. NDA
	FERRO-ALLOYS	279		279	FERRO-ALLIAGES
	PIG IRON		13,099	13,099	FER EN GUEUSE
	PRIMARY IRON, STEEL NES	7,378		7,378	FER, ACIER PRIMAIR. NDA
	CASTINGS, FORGINGS	5,687		3	MOUL. PIÈCES FORGÉES
	BAR AND RODS, STEEL	17,194		17,194	BARRES ET TIGES ACIER
	PLATE & SHEET STEEL	95,875		95,875	TOLES, FEUILLES D'ACIER
	STRUCTURAL SHAPES	62		62	PROFILES DE CONSTRUCT.
	PIPES, TUBES: IRON, STEEL	1,360		1,360	TOUVAUX, TUBES: FER, ACIER
	WIRE	231		231	FIL MÉTALLIQUE
	ZINC AND ALLOYS		3,997	3,997	ZINC ET ALLIAGES
	METAL FAB. BASIC PROD.	2,560		219	OUVR. DE BASE EN MÉTAL
	BUILDING BRICK, CLAY	857		857	BRIQ. À BATIR ARGILE
	MISC. FABRICATED PROD.	118		118	OUVRAGES DIVERS
	MACHINERY NES	582		64	MACHINES NDA
	ROAD MOTOR VEH. NES	1		1	VEH. AUTOM. ROUTIERS NDA
	RUBBER TIRES AND TUBES	2		2	PNEUS, CHAMBRES À AIR

TABLE 11. CARGOES HANDLED AT CANADIAN PORTS IN COASTWISE SHIPPING.

TABLEAU 11. MARCHANDISES MANUTENTIONNEES DANS LES PORTS CANADIENS, EN CABOTAGE NATIONAL.

PORT PORT	COMMODITY	TONS LOADED TONNES CHARGÉES	TONS UNLOADED TONNES DECHARGÉES	TOTAL TOTAL	MARCHANDISES	
HAMILTON (CONTD. - SUITE)	EQUIPMENT MISC.	11	75	86	MATERIEL DIVERS	
	CONTAINERS,CLOSURES	150		150	CONTENEURS,FERMETURES	
	MISC. END PRODUCTS NES	532		532	PRODUITS FINIS DIV.NDA	
	GENERAL CARGO	22,137		22,137	MARCHANDISES DIVERSES	
	PORT TOTAL	268,616 *	5,305,278 *	5,573,894 *	TOTAL DU PORT	
KILLARNEY	SAND AND GRAVEL PORT TOTAL	28,440 28,440 *		28,440 28,440 *	SABLE ET GRAVIERS TOTAL DU PORT	
KINGSTON	BARLEY	3,943	22,279	26,222	ORGE	
	WHEAT	21,897	19,193	41,090	BLE	
	SALT		37,690	37,690	SEL	
	GASOLINE		41,010	41,010	ESSENCE	
	FUEL OIL		205,409	205,409	MAZOUT	
	PORT TOTAL	25,840 *	325,581 *	351,421 *	TOTAL DU PORT	
KINGSVILLE	GASOLINE	829		829	ESSENCE	
	FUEL OIL	884		884	MAZOUT	
	PORT TOTAL	1,713 *		1,713 *	TOTAL DU PORT	
LITTLE CURRENT	IRON ORE AND CONC	59,971		59,971	MINERAL,CONC.DE FER	
	METALLIC SALTS		6,900	6,900	SELS METALLIQUES	
	INORGANIC CHEMS. NES		3,500	3,500	PROD.CHIM.INORG.NDA	
	GASOLINE	12	14,100	14,112	ESSENCE	
	FUEL OIL		17,969	17,969	MAZOUT	
	PETROL.COAL PROD.NES	1		1	DERIVE PETR.CHARB.NDA	
PORT TOTAL	59,984 *	42,469 *	102,453 *	TOTAL DU PORT		
MARATHON	SALT		27,729	27,729	SEL	
	GASOLINE		7,667	7,667	ESSENCE	
	FUEL OIL		48,129	48,129	MAZOUT	
	PORT TOTAL	*	83,525 *	83,525 *	TOTAL DU PORT	
MICHIPICOTEN HARBOUR	IRON ORE AND CONC	185,603		185,603	MINERAL,CONC.DE FER	
	GASOLINE		16,406	16,406	ESSENCE	
	FUEL OIL		31,971	31,971	MAZOUT	
	PORT TOTAL	185,603 *	48,377 *	233,980 *	TOTAL DU PORT	
MIDLAND	BARLEY		5,835	5,835	ORGE	
	OATS		27,988	27,988	AVOINE	
	WHEAT		280,160	280,160	BLE	
	SAND AND GRAVEL		28,440	28,440	SABLE ET GRAVIERS	
	STONE,CRUDE NES		237,946	237,946	PIERRE BRUTE NDA	
	SALT		45,358	45,358	SEL	
	PORT TOTAL	*	625,727 *	625,727 *	TOTAL DU PORT	
	MORRISBURG	FUEL OIL		62,361	62,361	MAZOUT
		PORT TOTAL	*	62,361 *	62,361 *	TOTAL DU PORT
OAKVILLE		CRUDE PETROLEUM	120,804		120,804	PETROLE BRUT
		FUEL OIL	100,744	67,762	168,506	MAZOUT
	PETROL.COAL PROD.NES		10,304	10,304	DERIVE PETR.CHARB.NDA	
	PERSONAL,HOUSEHOLD GOODS		9,115	9,115	ART.PERS.ET MENAGERS	
	PORT TOTAL	221,548 *	87,181 *	308,729 *	TOTAL DU PORT	
OSHAWA	RAW SUGAR		23,054	23,054	SUCRE BRUT	
	SALT		40,630	40,630	SEL	
	GASOLINE		66,999	66,999	ESSENCE	
	FUEL OIL		76,223	76,223	MAZOUT	
	PORT TOTAL	*	206,906 *	206,906 *	TOTAL DU PORT	
OWEN SOUND	BARLEY		20,980	20,980	ORGE	
	OATS		12,018	12,018	AVOINE	
	WHEAT	14,250	150,063	164,313	BLE	
	HULLS,SCREENINGS,CHAFF		14,811	14,811	ECOLURES,CRIBLURES,BAL	
	SALT		12,900	12,900	SEL	
	METALLIC SALTS	3,000		3,000	SELS METALLIQUES	
	INORGANIC CHEMS. NES		3,500	3,500	PROD.CHIM.INORG.NDA	
	GASOLINE		22,864	22,864	ESSENCE	
	FUEL OIL		11,279	11,279	MAZOUT	
	PORT TOTAL	17,250 *	248,415 *	265,665 *	TOTAL DU PORT	
	PARRY SOUND	SALT		56,220	56,220	SEL
GASOLINE			142,115	142,115	ESSENCE	
FUEL OIL			255,672	255,672	MAZOUT	
PORT TOTAL		*	454,007 *	454,007 *	TOTAL DU PORT	
PICTON	LIMESTONE	88,568		88,568	PIERRE CALCAIRE	
	GYPNUM		60,148	60,148	GYPSE	
	CEMENT	209,884		209,884	CIMENT	
	PORT TOTAL	298,452 *	60,148 *	358,600 *	TOTAL DU PORT	
PORT COLBORNE	BARLEY	21,276	6,058	27,334	ORGE	

TABLE 11. CARGOES HANDLED AT CANADIAN PORTS IN COASTWISE SHIPPING.

TABLEAU 11. MARCHANDISES MANUTENTIONNEES DANS LES PORTS CANADIENS, EN CABOTAGE NATIONAL.

PORT PORT	COMMODITY	TONS LOADED TONNES CHARGEES	TONS UNLOADED TONNES DECHARGEES	TOTAL TOTAL	MARCHANDISES
PORT COLBORNE (CONTD. - SUITE)	CORN	10,036		10,036	MAIS
	OATS		4,374	4,374	AVOINE
	RYE		1,104	1,104	SEIGLE
	WHEAT	31,474	345,181	376,655	BLE
	HULLS, SCREENINGS, CHAFF		3,248	3,248	ECOLURES, CRIBLURES, BAL
	SOYA BEANS		10,010	10,010	GRAINE DE SOYA
	IRON ORE AND CONC		142,527	142,527	MINERAI, CONC. DE FER
	MANGANESE ORE		18,621	18,621	MINERAI DE MANGANESE
	SLAG, DROSS, BY-PRODUCTS	5,000		5,000	POUS. GUEUL. SCOR. PROD.
	SALT		10,550	10,550	SEL
	FUEL OIL		67,027	67,027	MAZOUT
	PETROL. COAL PROD. NES	610		610	DERIVE PETR. CHARB. NDA
	PIG IRON	4,834		4,834	FER EN GUEUSE
	NICKEL AND ALLOYS		606	606	NICKEL ET ALLIAGES
	METAL FAB. BASIC PROD.	538		538	GUVR. DE BASE EN METAL
PORT TOTAL	73,768 *	609,306 *	683,074 *	TOTAL DU PORT	
PORT CREDIT	CRUDE PETROLEUM	42,496		42,496	PETROLE BRUT
	GASOLINE	19,667		19,667	ESSENCE
	FUEL OIL	109,651	6,840	116,491	MAZOUT
	PORT TOTAL	171,814 *	6,840 *	178,654 *	TOTAL DU PORT
PORT MCNICOLL	BARLEY		11,505	11,505	ORGE
	OATS		7,872	7,872	AVOINE
	WHEAT	20,100	98,360	118,460	BLE
	PORT TOTAL	20,100 *	117,737 *	137,837 *	TOTAL DU PORT
PORT STANLEY	METALLIC SALTS	5,998	5,105	11,103	SELS METALLIQUES
	GASOLINE		2,805	2,805	ESSENCE
	FUEL OIL		105,103	105,103	MAZOUT
	PORT TOTAL	5,998 *	113,013 *	119,011 *	TOTAL DU PORT
PRESCOTT	BARLEY	22,929	52,640	75,569	ORGE
	CORN		41,900	41,900	MAIS
	OATS		45,553	45,553	AVOINE
	WHEAT	29,014	92,580	121,594	BLE
	IRON ORE AND CONC		10,008	10,008	MINERAI, CONC. DE FER
	SALT		134,838	134,838	SEL
	METALLIC SALTS		8,364	8,364	SELS METALLIQUES
PORT TOTAL	51,943 *	385,883 *	437,826 *	TOTAL DU PORT	
REEB BECK	PAPERBOARD	4,173		4,173	CARTON
PORT TOTAL	4,173 *		4,173 *	TOTAL DU PORT	
S.T. CATHARINES	PULPWOOD		38,640	38,640	BOIS A PATE
	ORES AND CONC. NES		540	540	MINERAIS ET CONC. NDA
	FUEL OIL		213,125	213,125	MAZOUT
	FERRO-ALLOYS		800	800	FERRO-ALLIAGES
	PORT TOTAL	*	253,105 *	253,105 *	TOTAL DU PORT
SARNIA	BARLEY	2,683		2,683	ORGE
	CORN	16,740		16,740	MAIS
	OATS		2,725	2,725	AVOINE
	RYE		3,204	3,204	SEIGLE
	WHEAT	89,178	178,334	267,512	BLE
	SOYA BEANS	30,877		30,877	GRAINE DE SOYA
	CRUDE PETROLEUM	147,165	3,137	150,302	PETROLE BRUT
	METALLIC SALTS		6,649	6,649	SELS METALLIQUES
	INORGANIC CHEMS. NES	157,014		157,014	PROD. CHIM. INORG. NDA
	GLYCOL	2,990		2,990	GLYCOL
	ORGANIC CHEMICALS NES		14,716	14,716	PROD. CHIM. ORGAN. NDA
	CHEM. SPECIALTIES NES	5,776		5,776	PROD. CHIM. SPECIAUX NDA
	GASOLINE	926,917		926,917	ESSENCE
	FUEL OIL	1,290,889	172,744	1,463,633	MAZOUT
	LUBRICATING OIL, GREASE	5,915	140,989	146,904	HUILE, GRAISSE LUBRIF.
	PETROL. COAL PROD. NES	26,480	76,533	103,013	DERIVE PETR. CHARB. NDA
	PERSONAL, HSEHOLD GOODS	9,115		9,115	ART. PERS. ET MENAGERS
	PORT TOTAL	2,711,739 *	599,031 *	3,310,770 *	TOTAL DU PORT
	SAULT STE. MARIE	MISC. FOOD PREP. NES		1,358	1,358
IRON ORE AND CONC			1,450,522	1,450,522	MINERAI, CONC. DE FER
SLAG, DROSS, BY-PRODUCTS			5,000	5,000	POUS. GUEUL. SCOR. PROD.
CRUDE PETROLEUM		3,137		3,137	PETROLE BRUT
SALT			4,215	4,215	SEL
WASTE AND SCRAP NES		5,359		5,359	DECHETS ET REBUTS NDA
METALLIC SALTS			255	255	SELS METALLIQUES
GASOLINE			131,980	131,980	ESSENCE
FUEL OIL		10,413	235,251	245,664	MAZOUT
PETROL. COAL PROD. NES		11,554		11,554	DERIVE PETR. CHARB. NDA
FERRO-ALLOYS			565	565	FERRO-ALLIAGES
PIG IRON			4,834	4,834	FER EN GUEUSE
PRIMARY IRON, STEEL NES		3,005		3,005	FER, ACIER PRIMAIR. NDA
CASTINGS, FORGINGS		18,138		18,138	MOUL. PIECES FORGEES

TABLE 11. CARGOES HANDLED AT CANADIAN PORTS IN COASTWISE SHIPPING.

TABLEAU 11. MARCHANDISES MANUTENTIONNEES DANS LES PORTS CANADIENS, EN CABOTAGE NATIONAL.

PORT	COMMODITY	TONS LOADED TONNES CHARGÉES	TONS UNLOADED TONNES DECHARGÉES	TOTAL TOTAL	MARCHANDISES	
SAULT STE. MARIE (CONTO. - SUITE)	BARS AND RODS, STEEL	3,097		3,097	BARRES ET TIGES ACIER	
	PLATE & SHEET STEEL	166,087	7	166,094	TOLES, FEUILLES D'ACIER	
	STRUCTURAL SHAPES	14,546	10	14,556	PROFILES DE CONSTRUCT.	
	RAILS & TRACK MATERIAL	661		661	RAILS, MAT. VOIE FERREE	
	METAL FAB. BASIC PROD.	6		6	OVR. DE BASE EN METAL	
	MACHINERY NES		55	55	MACHINES NDA	
	PASS. AUTOS AND CHASSIS		12	12	VOITURES PART., CHASSIS	
	MOTOR VEHICLE ENGINES		8	8	MOTEURS DE VEH. AUTOM.	
	ROAD MOTOR VEH. NES		1	1	VEH. AUTOM. ROUTIERS NDA	
	MISC. END PRODUCTS NES		10	10	PRODUITS FINIS DIV. NDA	
	PORT TOTAL	236,003 *	1,834,083 *	2,070,086 *	TOTAL DU PORT	
	SERPENT RIVER	SALT		31,363	31,363	SEL
		PORT TOTAL	*	31,363 *	31,363 *	TOTAL DU PORT
THOROLD	PULPWOOD		38,750	38,750	BOIS A PATE	
	STONE, CRUDE NES		42,750	42,750	PIERRE BRUTE NDA	
	INORGANIC CHEMS. NES		66,736	66,736	PROD. CHIM. INORG. NDA	
	FUEL OIL		6,094	6,094	MAZOUT	
	FERRO-ALLOYS		575	575	FERRO-ALLIAGES	
	NICKEL AND ALLOYS	606		606	NICKEL ET ALLIAGES	
	NON-MET. MIN. BASIC PROD	544		544	PROD. MIN. NON-MET. BASE	
	PORT TOTAL	1,150 *	154,905 *	156,055 *	TOTAL DU PORT	
THUNDER BAY	MEAT AND MEAT PREP. NES		1,765	1,765	VIANDES ET PREP. NDA	
	DAIRY PROD. EGGS, HONEY		3,038	3,038	PROD. LAIT., DEUFS, MIEL	
	BARLEY	2,346,134		2,346,134	ORGE	
	OATS	354,052		354,052	AVOINE	
	RYE	51,782		51,782	SEIGLE	
	WHEAT	8,724,624		8,724,624	BLE	
	MALT AND MALT FLOUR	45,128		45,128	MALT ET FARINE DE MALT	
	WHEAT FLOUR		586	586	FARINE DE BLE	
	FRUIT JUICES		1,159	1,159	JUS DE FRUIT	
	FRUITS, PREP. CANNED		2,520	2,520	FRUITS PREP. EN BOITE	
	VEGETABLES, DRIED		1,117	1,117	LEGUMES, SECS	
	VEGETABLE PREP. NES		3,225	3,225	PREP. DE LEGUMES NDA	
	MISC. FOOD PREP. NES		57,400	57,400	DIV. PREP. ALIM. NDA	
	HULLS, SCREENINGS, CHAFF	89,249		89,249	ECOLURES, CRIBLURES, MOUL	
	BRAN, SHORTS, MIDDINGS	742		742	SON, ISSUES DE CEREALES	
	GROUND CEREALS NES	400		400	CEREALES MOULUES NDA	
	CONC. COMPLETE FEEDS	993	473	1,466	CONC., PROV. COMPLETE NES	
	WINES		1,774	1,774	VINS	
	DIST. ALCOHOLIC BEV.	11	5,232	5,243	BOISS. ALCOOL. DIST.	
	FLAXSEED	66,960		66,960	GRAINE DE LIN	
	RAPESEED	29,516		29,516	GRAINE DE COLZA	
	IRON ORE AND CONC	3,187,712		3,187,712	MINERAL, CONC. DE FER	
	ZINC ORE AND CONC.	16,446		16,446	MINERAL, CONC. DE ZINC	
	COAL, BITUMINOUS	6,682		6,682	CHARBON BITUMINEUX	
	ASBESTOS	224		224	AMIANTE	
	STONE, CRUDE NES		21	21	PIERRE BRUTE NDA	
	SALT		80,365	80,365	SEL	
	LUMBER AND TIMBER	5,425		5,425	BOIS D'OEUVRE ET CHARP.	
	PULP		1,868	1,868	PATE	
	NEWSPRINT PAPER	6,589		6,589	PAPIER JOURNAL	
	PAPER NES	802		802	PAPIER NDA	
	PAPERBOARD	49,783		49,783	CARTON	
	BLDG. PAPER AND BOARD		37	37	PLAQ. CONSTR., PAP/CART.	
	METALLIC SALTS	946	10,442	11,388	SELS METALLIQUES	
	INORGANIC CHEMS. NES		42,461	42,461	PROD. CHIM. INORG. NDA	
	ORGANIC CHEMICALS NES		56	56	PROD. CHIM. ORGAN. NDA	
	SYNTHETIC RUBBER	123		123	CAOUTCHOUC SYNTHETIQUE	
	CHEM. SPECIALTIES NES	2	5,353	5,355	PROD. CHIM. SPECIAUX NDA	
	GASOLINE		208,870	208,870	ESSENCE	
	FUEL OIL		247,254	247,254	MAZOUT	
	LUBRICATING OIL, GREASE		5,282	5,282	HUILE, GRAISSE LUBRIF.	
	ASPHALTS, ROAD OILS		13	13	ASPHALTE, BITUME LIQD.	
	PETROL. COAL PROD. NES		8,286	8,286	DERIVE PETR. CHARB. NDA	
	FERRO-ALLOYS		448	448	FERRO-ALLIAGES	
	BARS AND RODS, STEEL		20	20	BARRES ET TIGES ACIER	
	PLATE & SHEET STEEL	268	93,256	93,524	TOLES, FEUILLES D'ACIER	
	STRUCTURAL SHAPES	69	6,960	7,029	PROFILES DE CONSTRUCT.	
	PIPES, TUBES: IRON, STEEL		1,263	1,263	TUYAUX, TUBES: FER, ACIER	
	WIRE		258	258	FIL METALLIQUE	
	METAL FAB. BASIC PROD.	142	4,201	4,343	OVR. DE BASE EN METAL	
	BUILDING BRICK, CLAY		1,281	1,281	BRIQ. A BATIR ARGILE	
	ASBESTOS BASIC PROD.		87	87	OVR. DE BASE AMIANTE	
	CEMENT		12,100	12,100	CIMENT	
CEMENT BASIC PROD.		181	181	OVR. DE BASE CIMENT		
PASS. AUTOS AND CHASSIS		233	233	VOITURES PART., CHASSIS		
TRUCKS AND CHASSIS		3	3	CAMIONS ET CHASSIS		
ROAD MOTOR VEH. NES		84	84	VEH. AUTOM. ROUTIERS NDA		
PERSONAL, HOUSEHOLD GOODS		12	12	ART. PERS. ET MENAGERS		
CONTAINERS, CLOSURES		660	660	CONTENEURS, FERMETURES		



TABLE 11. CARGOES HANDLED AT CANADIAN PORTS IN COASTWISE SHIPPING.

TABLEAU 11. MARCHANDISES MANUTENTIONNEES DANS LES PORTS CANADIENS, EN CABOTAGE NATIONAL.

PORT PORT	COMMODITY	TONS LOADED TONNES CHARGÉES	TONS UNLOADED TONNES DECHARGÉES	TOTAL TOTAL	MARCHANDISES
THUNDER BAY (CONTD. - SUITE)	MISC. END PRODUCTS NES		786	786	PRODUITS FINIS DIV.NDA
	GENERAL CARGO		23,083	23,083	MARCHANDISES DIVERSES
	PORT TOTAL	14,984,804 *	833,513 *	15,818,317 *	TOTAL DU PORT
TORONTO	BARLEY		119,879	119,879	ORGE
	DATS		12,935	12,935	AVOINE
	RYE		1,500	1,500	SEIGLE
	WHEAT		245,870	245,870	BLE
	MALT AND MALT FLOUR		18,212	18,212	MALT ET FARINE DE MALT
	FLAXSEED		23,752	23,752	GRAINE DE LIN
	SOYA BEANS		11,215	11,215	GRAINE DE SOYA
	SALT		160,802	160,802	SEL
	METALLIC SALTS	2,000	45,236	47,236	SELS METALLIQUES
	INORGANIC CHEMS. NES		5,152	5,152	PROD.CHIM.INDRG.NDA
	GLYCOL		2,990	2,990	GLYCOL
	CHEM.SPECIALTIES NES	1,044	2,976	4,020	PROD.CHIM.SPECIALTIES NDA
	GASOLINE	104,194	28,791	132,985	ESSENCE
	FUEL OIL	102,051	407,256	509,307	MAZOUT
	LUBRICATING OIL, GREASE		3,017	3,017	HUILE, GRAISSE LUBRIF.
	PETROL, COAL PROD. NES		5,100	5,100	DERIVE PETR. CHARB. NDA
	CEMENT	4,500	316,041	320,541	CIMENT
PORT TOTAL	213,789 *	1,410,724 *	1,624,513 *	TOTAL DU PORT	
WALLACEBURG	CORN	25,686		25,686	MAIS
	WHEAT	7,455		7,455	BLE
	SOYA BEANS	7,337		7,337	GRAINE DE SOYA
	PORT TOTAL	40,478 *		40,478 *	TOTAL DU PORT
WELLAND	MANGANESE ORE		19,425	19,425	MINERAI DE MANGANESE
	NON-MET. MIN. BASIC PROD	994		994	PROD. MIN. NON-MET. BASE
	MACHINERY NES		575	575	MACHINES NDA
	PORT TOTAL	994 *	20,000 *	20,994 *	TOTAL DU PORT
WHITBY	GASOLINE		30,910	30,910	ESSENCE
	FUEL OIL		7,586	7,586	MAZOUT
	EQUIPMENT MISC.		125	125	MATERIEL DIVERS
	PORT TOTAL		38,621 *	38,621 *	TOTAL DU PORT
WINDSOR	MEAT AND MEAT PREP. NES	1,765		1,765	VIANDES ET PREP. NDA
	DAIRY PROD. EGGS, HONEY	2,719		2,719	PROD. LAIT., DEUFS, MIEL
	BARLEY		1,320	1,320	ORGE
	RYE		14,320	14,320	SEIGLE
	WHEAT	28,734		28,734	BLE
	MALT AND MALT FLOUR		1,058	1,058	MALT ET FARINE DE MALT
	FRUIT JUICES	1,000		1,000	JUS DE FRUIT
	FRUITS, PREP. CANNED	2,520		2,520	FRUITS PREP. EN BOITE
	VEGETABLE PREP. NES	2,514		2,514	PREP. DE LEGUMES NDA
	MISC. FOOD PREP. NES	52,735		52,735	DIV. PREP. ALIM. NDA
	CONC. COMPLETE FEEDS	473		473	CONC., PROV. COMPLETES
	DIST. ALCOHOLIC BEV.	552		552	BOISS. ALCOOL. DIST.
	SOYA BEANS	5,257		5,257	GRAINE DE SOYA
	ASBESTOS		224	224	AMIANTE
	STONE, CRUDE NES		4,800	4,800	PIERRE BRUTE NDA
	FLUORSPAR		7,455	7,455	SPATH FLUOR
	SALT	700,125		700,125	SEL
	LUMBER AND TIMBER		5,425	5,425	BOIS D'OEUVRE ET CHARP.
	NEWSPRINT PAPER		328	328	PAPIER JOURNAL
	PAPERBOARD	550		1,032	CARTON
	METALLIC SALTS	22,709		22,709	SELS METALLIQUES
	CHEM. SPECIALTIES NES	22		24	PROD. CHIM. SPECIALTIES NDA
	GASOLINE		256,902	256,902	ESSENCE
	FUEL OIL		261,275	261,275	MAZOUT
	PRIMARY IRON, STEEL NES		3,005	3,005	FER, ACIER PRIMAIRE NDA
	CASTINGS, FORGINGS		32	32	MOUL. PIECES FORGEES
	BARNS AND RODS, STEEL		3,097	3,097	BARRES ET TIGES ACIER
	PLATE & SHEET STEEL	7	153,806	153,813	TOLES, FEUILLES D'ACIER
	STRUCTURAL SHAPES	10	7,681	7,691	PROFILES DE CONSTRUCT.
	RAILS & TRACK MATERIAL		661	661	RAILS, MAT. VOIE FERREE
	METAL FAB. BASIC PROD.		6	6	OUVR. DE BASE EN METAL
	CEMENT		39,622	39,622	CIMENT
	PASS. AUTOS AND CHASSIS	245		245	VOITURES PART., CHASSIS
TRUCKS AND CHASSIS	3		3	CAMIONS ET CHASSIS	
MOTOR VEHICLE ENGINES	8		8	MOTEURS DE VEH. AUTOM.	
ROAD MOTOR VEH. NES	85		85	VEH. AUTOM. ROUTIERS NDA	
EQUIPMENT MISC.	75		75	MATERIEL DIVERS	
PERSONAL, HOUSEHOLD GOODS	12		12	ART. PERS. ET MENAGERS	
CONTAINERS, CLOSURES	522		522	CONTENEURS, FERMETURES	
MISC. END PRODUCTS NES	10		10	PRODUITS FINIS DIV. NDA	
PORT TOTAL	822,652 *	761,501 *	1,584,153 *	TOTAL DU PORT	
ONTARIO - NES/NDA	SOYA BEANS	2,673		2,673	GRAINE DE SOYA
	SLAG, DROSS, BY-PRODUCTS		7,003	7,003	POUS. GUEUL. SCOR. PROD.
	SALT		42,156	42,156	SEL

TABLE 11. CARGOES HANDLED AT CANADIAN PORTS IN COASTWISE SHIPPING.

TABLEAU 11. MARCHANDISES MANUTENTIONNEES DANS LES PORTS CANADIENS, EN CABOTAGE NATIONAL.

PORT PORT	COMMODITY	TONS LOADED TONNES CHARGEES	TONS UNLOADED TONNES DECHARGEES	TOTAL TOTAL	MARCHANDISES
ONTARIO-NES/NTA (CONTO. - SUITE)	METALLIC SALTS		5,998	5,998	SELS METALLIQUES
	GASOLINE		841	841	ESSENCE
	FUEL OIL		884	884	MAZOUT
	PETROL.COAL PROD.NES		1	1	DERIVE PETR.CHARB.NDA
	METAL FAB.BASIC PROD.		20	20	OUVR.DE BASE EN METAL
	CEMENT	6,768		6,768	CIMENT
	PORT TOTAL	9,441 *	56,903 *	66,344 *	TOTAL DU PORT
PROVINCE TOTAL	24,444,036	18,105,929	42,549,965	TOTAL DE LA PROVINCE	
MANITOBA / MANITOBA CHURCHILL	WHEAT	3,499		3,499	BLE
	MISC.FOOD PREP.NES	244		244	DIV.PREP.ALIM.NDA
	GASOLINE	1,035	1,012	2,047	ESSENCE
	FUEL OIL		5,509	5,509	MAZOUT
	METAL FAB.BASIC PROD.	100		100	OUVR.DE BASE EN METAL
	ROAD MOTOR VEH. NES	244		244	VEH.AUTOM.ROUTIERS NDA
	MISC. END PRODUCTS NES	311		311	PRODUITS FINIS DIV.NDA
PORT TOTAL	5,433 *	6,521 *	11,954 *	TOTAL DU PORT	
PROVINCE TOTAL	5,433	6,521	11,954	TOTAL DE LA PROVINCE	
BRITISH COLUMBIA / COLOMBIE-BRITANNIQUE ALERT BAY	MISC.FOOD PREP.NES		778	778	DIV.PREP.ALIM.NDA
	GROUND CEREALS NES		4	4	CEREALES MOULUES NDA
	ALE, BEER, STOUT, PORTER		412	412	ALE, BIERE, STOUT, PORTER
	DIST. ALCOHOLIC BEV.		100	100	BOISS. ALCOOL. OIST.
	CRUDE VEG. PROD. NES		3	3	PR. BRUTS ORIG. VEG. NDA
	LOGS	21,480		21,480	BILLES
	LUMBER AND TIMBER		7	7	BOIS D'OEUVRE ET CHARP.
	VENEER, PLYWOOD		3	3	PLACAGES, CONTRE-PLAQ.
	BLDG. PAPER AND BOARD		196	196	PLAQ. CONSTR., PAP/CART.
	GASOLINE		1,314	1,314	ESSENCE
	FUEL OIL		4,245	4,245	MAZOUT
	LUBRICATING OIL, GREASE		11	11	HUILE, GRAISSE LUBRIF.
	PETROL.COAL PROD.NES		5	5	DERIVE PETR.CHARB.NDA
	PLATE & SHEET STEEL		12	12	TOLES, FEUILLES D'ACIER
	STRUCTURAL SHAPES		55	55	PROFILES DE CONSTRUCT.
	METAL FAB.BASIC PROD.		139	139	OUVR. DE BASE EN METAL
	CEMENT		21	21	CIMENT
	MACHINERY NES	64	277	341	MACHINES NDA
	TRUCKS AND CHASSIS		5	5	CAMIONS ET CHASSIS
	PERSONAL, HOUSEHOLD GOODS		2	2	ART. PERS. ET MENAGERS
	CONTAINERS, CLOSURES	147		147	CONTENEURS, FERMETURES
GENERAL CARGO		72	72	MARCHANDISES DIVERSES	
PORT TOTAL	21,691 *	7,661 *	29,352 *	TOTAL DU PORT	
ANNOYS BAY	LOGS	51,480	260,167	311,647	BILLES
	PULPWOOD	12,000	51,000	63,000	BOIS A PATE
	GASOLINE		11	11	ESSENCE
	FUEL OIL		232	232	MAZOUT
	WIRE	146	284	430	FIL METALLIQUE
	METAL FAB.BASIC PROD.	16	2,017	2,033	OUVR. DE BASE EN METAL
	CONTAINERS, CLOSURES	7		7	CONTENEURS, FERMETURES
PORT TOTAL	63,649 *	313,711 *	377,360 *	TOTAL DU PORT	
BAMBERTON	SLAG, DROSS, BY-PRODUCTS		1,035	1,035	POUS. GUEUL. SCOR. PROD.
	SAND AND GRAVEL	22,061	1,600	23,661	SABLE ET GRAVIERS
	LIMESTONE		8,097	8,097	PIERRE CALCAIRE
	FUEL OIL		5,000	5,000	MAZOUT
	CEMENT	337,245		337,245	CIMENT
PORT TOTAL	359,306 *	15,732 *	375,038 *	TOTAL DU PORT	
BEAVER COVE	MISC.FOOD PREP.NES		168	168	DIV.PREP.ALIM.NDA
	LOGS	236,809		236,809	BILLES
	PULPWOOD	106,462		106,462	BOIS A PATE
	BLDG. PAPER AND BOARD		95	95	PLAQ. CONSTR., PAP/CART.
	ORGANIC CHEMICALS NES		17	17	PROD. CHIM. ORGAN. NDA
	GASOLINE		3,625	3,625	ESSENCE
	FUEL OIL		11,518	11,518	MAZOUT
	LUBRICATING OIL, GREASE		4	4	HUILE, GRAISSE LUBRIF.
	ASPHALTS, ROAD OILS		3,080	3,080	ASPHALTE, BITUME LIQD.
	WIRE		866	866	FIL METALLIQUE
	METAL FAB.BASIC PROD.		598	598	OUVR. DE BASE EN METAL
	MACHINERY NES	93	977	1,070	MACHINES NDA
	SHIPS, AIRCRAFT, MIS. VEH	20	10	30	NAVIRES, AVIONS, VEH. DIV
	EQUIPMENT MISC.		29	29	MATERIEL DIVERS
CONTAINERS, CLOSURES	12		12	CONTENEURS, FERMETURES	
GENERAL CARGO		4	4	MARCHANDISES DIVERSES	
PORT TOTAL	343,396 *	20,991 *	364,387 *	TOTAL DU PORT	
BEDWELL SOUND	GASOLINE		216	216	ESSENCE
	FUEL OIL		48	48	MAZOUT
	PORT TOTAL	*	264 *	264 *	TOTAL DU PORT

TABLE 11. CARGOES HANDLED AT CANADIAN PORTS IN COASTWISE SHIPPING.

TABLEAU 11. MARCHANDISES MANUTENTIONNEES DANS LES PORTS CANADIENS, EN CABOTAGE NATIONAL.

PORT	COMMODITY	TONS LOADED TONNES CHARGÉES	TONS UNLOADED TONNES DECHARGÉES	TOTAL TOTAL	MARCHANDISES
BEECHER BAY	LOGS	84,940	4,080	89,020	BILLES
	PULPWOOD	6,000		6,000	BOIS A PATE
	PORT TOTAL	90,940 *	4,080 *	95,020 *	TOTAL DU PORT
BELLA COOLA	MISC.FOOD PREP.NES		247	247	DIV.PREP.ALIM.NDA
	ALE, BEER, STOUT, PORTER		215	215	ALE, BIÈRE, STOUT, PORTER
	DIST. ALCOHOLIC BEV.		82	82	BOISS. ALCOOL. DIST.
	SEEDS FOR SOWING NES		7	7	GRAINES DE SEMENCE NDA
	LOGS	110,179		110,179	BILLES
	BOLTS, ROUND TIMBER		19	19	BILLOTS, BOIS RONDS
	LUMBER AND TIMBER		1	1	BOIS D'OEUVRE ET CHARP.
	SHINGLES AND SHAKES		3	3	BARDEAUX, BARD. FACADE
	VENEER, PLYWOOD		18	18	PLACAGES, CONTRE-PLAQ.
	WOOD FAB. MATERIALS	4		4	DEMI-PRODUITS EN BOIS
	BLDG. PAPER AND BOARD	5		378	PLAQ. CONSTR., PAP/CART.
	GASOLINE		194	194	ESSENCE
	FUEL OIL		202	202	MAZOUT
	LUBRICATING OIL, GREASE		13	13	HUILE, GRAISSE LUBRIF.
	PETROL, COAL PROD. NES		22	22	DERIVE PETR. CHARB. NDA
	PLATE & SHEET STEEL		8	8	TOLES, FEUILLES DACIER
	STRUCTURAL SHAPES	6		19	PROFILES DE CONSTRUCT.
	WIRE		7	7	FIL METALLIQUE
	METAL FAB. BASIC PROD.	2		263	OUVR. DE BASE EN METAL
	CEMENT		83	83	CIMENT
	CEMENT BASIC PRDD.		18	18	OUVR. DE BASE CIMENT
	TRACTORS		6	6	TRACTEURS
	MACHINERY NES	1,405		260	MACHINES NDA
	PASS. AUTOS AND CHASSIS	11		11	VOITURES PART., CHASSIS
	TRUCKS AND CHASSIS	2		7	CAMIONS ET CHASSIS
	MOTOR VEHICLE ENGINES	6		6	MOTEURS DE VEH. AUTOM.
	ROAD MOTOR VEH. NES	10		24	VEH. AUTOM. ROUTIERS NDA
	EQUIPMENT MISC.	8		8	MATERIEL DIVERS
	PERSONAL, HSEHOLD GOODS	4		27	ART. PERS. ET MENAGERS
	CONTAINERS, CLOSURES	102		102	CONTENEURS, FERMETURES
	MISC. END PRODUCTS NES		10	10	PRODUITS FINIS DIV. NDA
	PORT TOTAL	111,744 *	2,128 *	113,872 *	TOTAL DU PORT
	BLIND BAY	LOGS	47,680	22,580	70,260
GASOLINE			42	42	ESSENCE
FUEL OIL			80	80	MAZOUT
WIRE		11		9	FIL METALLIQUE
METAL FAB. BASIC PROD.		4		78	OUVR. DE BASE EN METAL
PORT TOTAL		47,695 *	22,789 *	70,484 *	TOTAL DU PORT
BLINDEN BAY	LIMESTONE	72,821		72,821	PIERRE CALCAIRE
	FUEL OIL		97	97	MAZOUT
	PORT TOTAL	72,821 *	97 *	72,918 *	TOTAL DU PORT
BRITANNIA BEACH	PULPWOOD		25,742	25,742	BOIS A PATE
	SLAG, DROSS, BY-PRODUCTS	4,000		4,000	POUS. GUEUL. SCOR. PROD.
	SAND AND GRAVEL	1,974,733		1,974,733	SABLE ET GRAVIERS
	LIMESTONE		2,991	2,991	PIERRE CALCAIRE
	HOGGED FUEL, WOOD		5,200	5,200	BOIS DE CHAUFFAGE
	LUMBER AND TIMBER	3,200		3,200	BOIS D'OEUVRE ET CHARP.
	PULP	6,702		6,702	PATE
	NEWSPRINT PAPER	1,200		1,200	PAPIER JOURNAL
	METALLIC SALTS		700	700	SELS METALLIQUES
	GASOLINE		38	38	ESSENCE
	FUEL OIL		43,789	43,789	MAZOUT
	ASPHALTS, ROAD DILS		450	450	ASPHALTE, BITUME LIQD.
	WIRE	125		125	FIL METALLIQUE
	METAL FAB. BASIC PROD.	413		413	OUVR. DE BASE EN METAL
	CEMENT		560	560	CIMENT
	MACHINERY NES		25	25	MACHINES NDA
	PORT TOTAL	1,990,373 *	79,495 *	2,069,868 *	TOTAL DU PORT
CAMPBELL RIVER	LOGS	39,360	430,719	470,079	BILLES
	PULPWOOD	5,840	517,557	523,397	BOIS A PATE
	ZINC ORE AND CONC.	3,505		3,505	MINERAI, CDNC. DE ZINC
	SAND AND GRAVEL	14,351		14,351	SABLE ET GRAVIERS
	HOGGED FUEL, WOOD		3,100	3,100	BOIS DE CHAUFFAGE
	WASTE AND SCRAP NES	1,200	140,623	141,823	DECHETS ET REBUTS NDA
	LUMBER AND TIMBER	49,510		49,510	BOIS D'OEUVRE ET CHARP.
	PULP	20,971	1,200	22,171	PATE
	NEWSPRINT PAPER	39,200		39,200	PAPIER JOURNAL
	PAPER NES	600	1,300	1,900	PAPIER NDA
	METALLIC SALTS		200	200	SELS METALLIQUES
	INORGANIC CHEMS. NES		77,564	77,564	PROD. CHIM. INORG. NDA
	ORGANIC CHEMICALS NES		9,867	9,867	PROD. CHIM. ORGAN. NDA
	GASOLINE		9,160	9,160	ESSENCE
	FUEL OIL		14,550	14,550	MAZOUT
	WIRE	268	40	308	FIL METALLIQUE
	METAL FAB. BASIC PROD.	74	81	155	OUVR. DE BASE EN METAL

TABLE 11. CARGOES HANDLED AT CANADIAN PORTS IN COASTWISE SHIPPING.

TABLEAU 11. MARCHANDISES MANUTENTIONNEES DANS LES PORTS CANADIENS, EN CABOTAGE NATIONAL.

PORT PORT	COMMODITY	TONS LOADED TONNES CHARGEES	TONS UNLOADED TONNES DECHARGEES	TOTAL TOTAL	MARCHANDISES
CAMPBELL RIVER (CONTO. - SUITE)	CEMENT BASIC PROD.		1,200	1,200	OUVR. DE BASE CIMENT
	FIREARMS, AMMUNITION	55		55	ARMES A FEU, MUNITIONS
	MISC. END PRODUCTS NES	1,000		1,000	PRODUITS FINIS DIV. NDA
	PORT TOTAL	175,934 *	1,207,161 *	1,383,095 *	TOTAL DU PORT
CENTRE BAY	LOGS	5,031		5,031	BILLES
	PULPWOOD		1,191	1,191	BOIS A PATE
	PORT TOTAL	5,031 *	1,191 *	6,222 *	TOTAL DU PORT
CHEMAINUS	LOGS	37,290	28,921	66,211	BILLES
	PULPWOOD	93,060	6,000	99,060	BOIS A PATE
	HOGGED FUEL, WOOD	80,795		80,795	BOIS DE CHAUFFAGE
	LUMBER AND TIMBER	9,500	31,040	40,540	BOIS D'OEUVRE ET CHARP.
	PULP	1,080		1,080	PATE
	NEWSPRINT PAPER		250	250	PAPIER JOURNAL
	GASOLINE		600	600	ESSENCE
	MACHINERY NES		100	100	MACHINES NDA
	PORT TOTAL	221,725 *	66,911 *	288,636 *	TOTAL DU PORT
	CLAM BAY	LOGS	29,108	23,761	52,869
PULPWOOD			3,240	3,240	BOIS A PATE
PORT TOTAL		29,108 *	27,001 *	56,109 *	TOTAL DU PORT
CLID BAY	LOGS	60,368		60,368	BILLES
	PORT TOTAL	60,368 *	*	60,368 *	TOTAL DU PORT
COAL HARBOUR	MISC. FOOD PREP. NES		77	77	DIV. PREP. ALIM. NDA
	MACHINERY NES	5	22	27	MACHINES NDA
	CONTAINERS, CLOSURES	10		10	CONTENEURS, FERMETURES
	PORT TOTAL	15 *	99 *	114 *	TOTAL DU PORT
COURTENAY	MISC. FOOD PREP. NES		2	2	DIV. PREP. ALIM. NDA
	ALE, BEER, STOUT, PORTER		8	8	ALE, BIÈRE, STOUT, PORTER
	LOGS	159,603		159,603	BILLES
	LIMESTONE	1,000	2,200	3,200	PIERRE CALCAIRE
	STONE, CRUDE NES		1,900	1,900	PIERRE BRUTE NDA
	GASOLINE		6,127	6,127	ESSENCE
	FUEL OIL		24,845	24,845	MAZOUT
	WIRE		35	35	FIL METALLIQUE
	METAL FAB. BASIC PROD.		3	3	OUVR. DE BASE EN METAL
	CEMENT		3,542	3,542	CIMENT
	PORT TOTAL	160,603 *	38,662 *	199,265 *	TOTAL DU PORT
COWICHAN BAY	LOGS	6,240	2,000	8,240	BILLES
	LUMBER AND TIMBER	42,000	26,450	68,450	BOIS D'OEUVRE ET CHARP.
	FUEL OIL		66	66	MAZOUT
	GENERAL CARGO		20	20	MARCHANDISES DIVERSES
	PORT TOTAL	48,240 *	28,536 *	76,776 *	TOTAL DU PORT
CROFTON	LOGS	7,360	91,360	98,720	BILLES
	PULPWOOD		218,696	218,696	BOIS A PATE
	CRUDE WOOD MTL. NES		1,800	1,800	MATIERES BOIS BRUT NDA
	LIMESTONE		4,123	4,123	PIERRE CALCAIRE
	HOGGED FUEL, WOOD		14,139	14,139	BOIS DE CHAUFFAGE
	WASTE AND SCRAP NES		1,600	1,600	DECHETS ET REBUTS NDA
	LUMBER AND TIMBER	16,420	298,982	315,402	BOIS D'OEUVRE ET CHARP.
	PULP	3,025	940	3,965	PATE
	NEWSPRINT PAPER	22,165	1,151	23,316	PAPIER JOURNAL
	METALLIC SALTS		700	700	SELS METALLIQUES
	INORGANIC CHEMS. NES		56,253	56,253	PROD. CHIM. INORG. NDA
	ORGANIC CHEMICALS NES		3,120	3,120	PROD. CHIM. ORGAN. NDA
	FUEL OIL		85,079	85,079	MAZOUT
	WIRE	64		64	FIL METALLIQUE
	METAL FAB. BASIC PROD.	100		100	OUVR. DE BASE EN METAL
	RAILWAY ROLLING STOCK		605	605	MAT. ROUL. DE CH. DE FER
	PORT TOTAL	49,134 *	778,548 *	827,682 *	TOTAL DU PORT
ESQUIMALT	LOGS	63,660	184,393	248,053	BILLES
	LUMBER AND TIMBER	17,424	15,000	32,424	BOIS D'OEUVRE ET CHARP.
	GASOLINE		1,660	1,660	ESSENCE
	FUEL OIL		21,436	21,436	MAZOUT
	PETROL COAL PROD. NES		2,200	2,200	DERIVE PETR. CHARB. NDA
	PORT TOTAL	81,084 *	224,689 *	305,773 *	TOTAL DU PORT
	GOLD RIVER	LOGS		12,000	12,000
PULPWOOD			165,950	165,950	BOIS A PATE
LIMESTONE			2,700	2,700	PIERRE CALCAIRE
HOGGED FUEL, WOOD			3,600	3,600	BOIS DE CHAUFFAGE
WASTE AND SCRAP NES		7,200		7,200	DECHETS ET REBUTS NDA
LUMBER AND TIMBER		5,200		5,200	BOIS D'OEUVRE ET CHARP.
PULP		32,960		32,960	PATE
METALLIC SALTS			2,925	2,925	SELS METALLIQUES
INORGANIC CHEMS. NES			18,400	18,400	PROD. CHIM. INDRG. NDA

TABLE 11. CARGOES HANDLED AT CANADIAN PORTS IN COASTWISE SHIPPING.

TABLEAU 11. MARCHANDISES MANUTENTIONNEES DANS LES PORTS CANADIENS, EN CABOTAGE NATIONAL.

PORT PORT	COMMODITY	TONS LOADED TONNES CHARGÉES	TONS UNLOADED TONNES DECHARGÉES	TOTAL TOTAL	MARCHANDISES
GOLO RIVER (CONTD. - SUITE)	GASOLINE		1,844	1,844	ESSENCE
	FUEL OIL		3,864	3,864	MAZOUT
	MACHINERY NES		1,350	1,350	MACHINES NOA
	PORT TOTAL	45,360 *	212,633 *	257,993 *	TOTAL DU PORT
GOWLAND HARBOUR	LOGS	320		320	BILLES
	PORT TOTAL	320 *	*	320 *	TOTAL DU PORT
HASTINGS ARM	PASS.AUTOS AND CHASSIS		1	1	VOITURES PART.,CHASSIS
	PORT TOTAL	*	1 *	1 *	TOTAL DU PORT
JERVIS INLET	LOGS	17,200	102,700	119,900	BILLES
	GASOLINE		54	54	ESSENCE
	FUEL OIL		427	427	MAZOUT
	MACHINERY NES		440	440	MACHINES NOA
	PORT TOTAL	17,200 *	103,621 *	120,821 *	TOTAL DU PORT
KIMSQUIT	LOGS	115,200		115,200	BILLES
	MACHINERY NES	15		15	MACHINES NDA
	PORT TOTAL	115,215 *	*	115,215 *	TOTAL DU PORT
KITKATLA	GASOLINE		9	9	ESSENCE
	FUEL OIL		89	89	MAZOUT
	PORT TOTAL	*	98 *	98 *	TOTAL DU PORT
KITIMAT	MISC.FOOD PREP.NES	373	640	1,013	DIV.PREP.ALIM.NDA
	GROUND CEREALS NES		15	15	CEREALES MOULUES NOA
	ALE,BEER,STOUT,PORTER	6	229	235	ALE,BIERE,STOUT,PORTER
	DIST.ALCOHOLIC BEV.	27	236	263	BOISS.ALCOL.DIST.
	NURSERY, GREENHSE STOCK		23	23	PROD.PEPINIERE,SERRE
	LOGS	322,540		322,540	BILLES
	PULPWOOD	50,000		50,000	BOIS A PATE
	TITANIUM ORE		15	15	MINERAI DE TITANE
	CLAY MATERIALS NES	2		2	MATIERES ARGIL.NOA
	SAND AND GRAVEL	15	4	19	SABLE ET GRAVIERS
	LUMBER AND TIMBER	386	138	524	BOIS DOEUVRE ET CHARP.
	VENEER,PLYWOOD	5	242	247	PLACAGES,CONTRE-PLAQ.
	PAPER NES	17	27	44	PAPIER NOA
	BLDG.PAPER AND BOARD	13	1,778	1,791	PLAQ.CONSTR.,PAP/CART.
	CORDAGE,TWINE,ROPE	11		11	CORDAGE,FICELLE,CORDE
	METALLIC SALTS		10	10	SELS METALLIQUES
	INORGANIC CHEMS. NES		11	11	PROD.CHIM.INORG.NOA
	ORGANIC CHEMICALS NES	4		4	PROD.CHIM.ORGAN.NOA
	FERTILIZERS NES	17	15	32	ENGRAIS CHIMIQUE NOA
	DYESTUFF,PIGMENT,PAINT	1		1	MAT.COLOR.PIG.PEINTURE
	CHEM.SPECIALTIES NES	1	3	4	PROD.CHIM.SPECIALS NOA
	GASOLINE		13,188	13,188	ESSENCE
	FUEL OIL	1	20,541	20,542	MAZOUT
	LUBRICATING OIL,GREASE	1,056	38	1,094	HUILE,GRAISSE LUBRIF.
	PETROL.COAL PROD.NES	58	1	59	DERIVE PETR.CHARB.NOA
	PRIMARY IRON,STEEL NES		78	78	FER,ACIER PRIMAIR.NOA
	CASTINGS,FORGINGS		40	40	MOUL.PIECES FORGEES
	BAR AND RODS,STEEL		10	10	BARRES ET TIGES ACIER
	PLATE & SHEET STEEL	4	224	228	TOLES,FEUILLES DACIER
	STRUCTURAL SHAPES	1	816	817	PROFILES DE CONSTRUCT.
	PIPES,TUBES:IRON,STEEL		135	135	TUYAUX,TUBES:FER,ACIER
	WIRE	90	147	237	FIL METALLIQUE
	ALUMINUM	647	51	698	ALUMINIUM
	METAL FAB.BASIC PROD.	67	1,436	1,503	OUVR.DE BASE EN METAL
	BRICKS,TILES NES		84	84	BRIQUES,TUILES NOA
	CEMENT	39	112	151	CIMENT
	CEMENT BASIC PROD.		61	61	OUVR.DE BASE CIMENT
	TRACTORS		92	92	TRACTEURS
	MACHINERY NES	714	1,795	2,509	MACHINES NOA
	RAILWAY ROLLING STOCK		4	4	MAT.ROUL.DE CH.DE FER
	PASS.AUTOS AND CHASSIS	2	126	128	VOITURES PART.,CHASSIS
	TRUCKS AND CHASSIS	50	68	118	CAMIONS ET CHASSIS
	MOTOR VEHICLE ENGINES	11		11	MOTEURS DE VEH.AUTOM.
	ROAD MOTOR VEH. NES	399	122	521	VEH.AUTOM.ROUTIERS NOA
	SHIPS,AIRCRAFT,MIS.VEH	109	6	115	NAVIRES,AVIONS,VEH.DIV
	EQUIPMENT MISC.	170	46	216	MATERIEL DIVERS
	PERSONAL,HSEHOLD GOODS	17	31	48	ART.PERS.ET MENAGERS
	CONTAINERS,CLOSURES	250	54	304	CONTENEURS,FERMETURES
	MISC. END PRODUCTS NES	9	8	17	PRODUITS FINIS DIV.NDA
	GENERAL CARGO	443	60	503	MARCHANDISES DIVERSES
PORT TOTAL	377,555 *	42,760 *	420,315 *	TOTAL DU PORT	
KNIGHT INLET	LOGS	115,400		115,400	BILLES
	GASOLINE		87	87	ESSENCE
	FUEL OIL		203	203	MAZOUT
PORT TOTAL	115,400 *	290 *	115,690 *	TOTAL DU PORT	
LADYSMITH	LOGS	686,980	31,092	718,072	BILLES

TABLE 11. CARGOES HANDLED AT CANADIAN PORTS IN COASTWISE SHIPPING.

TABLEAU 11. MARCHANDISES MANUTENTIONNEES DANS LES PORTS CANADIENS, EN CABOTAGE NATIONAL.

PORT PORT	COMMODITY	TONS LOADED TONNES CHARGÉES	TONS UNLOADED TONNES DECHARGÉES	TOTAL TOTAL	MARCHANDISES
LADYSMITH (CONTD. - SUITE)	PULPHOOD	46,348		46,348	BOIS A PATE
	WIRE		725	725	FIL METALLIQUE
	METAL FAB.BASIC PROD.	6	30	36	OUVR.DE BASE EN METAL
	FIREARMS,AMMUNITION		55	55	ARMES A FEU,MUNITIONS
	PORT TOTAL	733,334 *	31,902 *	765,236 *	TOTAL DU PORT
LAKE BAY	LOGS	13,298		13,298	BILLES
	PORT TOTAL	13,298 *		13,298 *	TOTAL DU PORT
LT.ESPINOSA INL	LOGS	96,305		96,305	BILLES
	MACHINERY NES	60	500	560	MACHINES NDA
	PORT TOTAL	96,365 *	500 *	96,865 *	TOTAL DU PORT
LONG BAY	LOGS		819	819	BILLES
	METAL FAB.BASIC PROD.		28	28	OUVR.DE BASE EN METAL
	PORT TOTAL		847 *	847 *	TOTAL DU PORT
LOUGHBORDUGH INL	LOGS	8,640	8,646	17,286	BILLES
	GASOLINE		53	53	ESSENCE
	FUEL OIL		327	327	MAZOUT
	PORT TOTAL	8,640 *	9,026 *	17,666 *	TOTAL DU PORT
LYALL HARBOUR	SAND AND GRAVEL	1,446		1,446	SABLE ET GRAVIERS
	LIMESTONE	3,409		3,409	PIERRE CALCAIRE
	GASOLINE		3	3	ESSENCE
	FUEL OIL		2,350	2,350	MAZOUT
	LIME	631		631	CHAUX
	PORT TOTAL	5,486 *	2,353 *	7,839 *	TOTAL DU PORT
MAHATTA RIVER	MISC.FOOD PREP.NES		252	252	DIV.PREP.ALIM.NDA
	LOGS	9,600		9,600	BILLES
	MACHINERY NES	111	337	448	MACHINES NDA
	CONTAINERS,CLOSURES	32		32	CONTENEURS,FERMETURES
	PORT TOTAL	9,743 *	589 *	10,332 *	TOTAL DU PORT
MARBLE BAY	LIMESTONE	106,876	1,729	108,605	PIERRE CALCAIRE
	STONE,CRUDE NES	900		900	PIERRE BRUTE NDA
	CEMENT BASIC PROD.	4,000		4,000	OUVR.DE BASE CEMENT
	MACHINERY NES		1,000	1,000	MACHINES NDA
	PORT TOTAL	111,776 *	2,729 *	114,505 *	TOTAL DU PORT
MARPOLE	MACHINERY NES		20	20	MACHINES NDA
	PORT TOTAL		20 *	20 *	TOTAL DU PORT
MASSET	FISH,FRESH OR FROZEN	470	7	477	POISSON,FRAIS DU CONG.
	SHELL FISH,NES	232	7	239	MOLLUSQUES CRUST.,NDA
	MISC.FOOD PREP.NES	12	2,034	2,046	DIV.PREP.ALIM.NDA
	CONC.COMPLETE FEEDS		5	5	CONC.,PROV.COMPLETES
	ALE,BEER,STOUT,PORTER		311	311	ALE,BIERE,STOUT,PORTER
	DIST.ALCOHOLIC BEV.		121	121	BOISS.ALCOOL.DIST.
	SAND AND GRAVEL	12		24	SABLE ET GRAVIERS
	SALT		161	161	SEL
	LUMBER AND TIMBER		17	17	BOIS DOEUVRE ET CHARP.
	VENEER,PLYWOOD		5	5	PLACAGES,CONTRE-PLAQ.
	BLDG.PAPER AND BOARD		544	544	PLAQ.CONSTR.,PAP/CART.
	INORGANIC CHEMS. NES		2	2	PROD.CHIM.INORG.NDA
	FERTILIZERS NES		8	8	ENGRAIS CHIMIQUE NDA
	CHEM.SPECIALTIES NES		5	5	PROD.CHIM.SPECIAUX NDA
	LUBRICATING OIL,GREASE		154	154	HUILE,GRAISSE LUBRIF.
	PETROL.COAL PROD,NES		39	39	DERIVE PETR.CHARB.NDA
	PLATE & SHEET STEEL		5	5	TOLES,FEUILLES DACIER
	STRUCTURAL SHAPES		69	69	PROFILES DE CONSTRUCT.
	WIRE		153	153	FIL METALLIQUE
	METAL FAB.BASIC PROD.	28		937	OUVR.DE BASE EN METAL
	CEMENT			114	CIMENT
	MACHINERY NES	110	1,929	2,039	MACHINES NDA
	PASS.AUTOS AND CHASSIS	14		14	VOITURES PART.,CHASSIS
	MOTOR VEHICLE ENGINES	5	6	11	MOTEURS DE VEH.AUTOM.
	ROAD MOTOR VEH. NES		4	4	VEH.AUTOM.ROUTIERS NDA
	SHIPS,AIRCRAFT,MIS.VEH	4	7	11	NAVIRES,AVIONS,VEH.OIV
	EQUIPMENT MISC.	23	43	66	MATERIEL DIVERS
PERSONAL,HSEHOLD GOODS	5	45	50	ART.PERS.ET MENAGERS	
CONTAINERS,CLOSURES	185	11	196	CONTENEURS,FERMETURES	
MISC. END PRODUCTS NES	15		15	PRODUITS FINIS DIV.NDA	
	PORT TOTAL	1,115 *	6,727 *	7,842 *	TOTAL DU PORT
MENZIES BAY	LOGS	35,600		35,600	BILLES
	WIRE		54	54	FIL METALLIQUE
	METAL FAB.BASIC PROD.		135	135	OUVR.DE BASE EN METAL
	PORT TOTAL	35,600 *	189 *	35,789 *	TOTAL DU PORT
NAMU	FISH,FRESH OR FROZEN	1,361		1,361	POISSON,FRAIS DU CONG.
	SHELL FISH,NES	20		20	MOLLUSQUES CRUST.,NDA

TABLE 11. CARGOES HANDLED AT CANADIAN PORTS IN COASTWISE SHIPPING.

TABLEAU 11. MARCHANDISES MANUTENTIONNEES DANS LES PORTS CANADIENS, EN CABOTAGE NATIONAL.

PORT	COMMODITY	TONS LOADED TONNES CHARGÉES	TONS UNLOADED TONNES DECHARGÉES	TOTAL TOTAL	MARCHANDISES	
NAMU (CONTD. - SUITE)	MISC.FOOD PREP.NES		148	148	DIV.PREP.ALIM.NDA	
	LUMBER AND TIMBER		8	8	BOIS D'OEUVRE ET CHARP.	
	BLDG.PAPER AND BOARD		29	29	PLAQ.CONSTR.,PAP/CART.	
	GASOLINE	11	263	274	ESSENCE	
	FUEL OIL		1,509	1,509	MAZOUT	
	METAL FAB.BASIC PROD.		10	10	OUVR.DE BASE EN METAL	
	MACHINERY NES	36	188	224	MACHINES NDA	
	EQUIPMENT MISC.	30		30	MATERIEL DIVERS	
	CONTAINERS,CLOSURES	5		5	CONTENEURS,FERMETURES	
	GENERAL CARGO	7	1	8	MARCHANDISES DIVERSES	
	PORT TOTAL	1,470 *	2,156 *	3,626 *	TOTAL DU PORT	
	NANAIMO	LOGS	15,246	96,612	111,858	BILLES
		PULPWOOD	32,370	57,521	89,891	BOIS A PATE
LIMESTONE			6,850	6,850	PIERRE CALCAIRE	
SALT			14,649	14,649	SEL	
SULPHUR IN ORES			1,381	1,381	SOUFRE EN MINERAL	
CRUDE NON-MET.MIN.NES			58	58	MIN.NON-MET.BRUTS NDA	
WASTE AND SCRAP NES		1,300		1,300	DECHETS ET REBUTS NDA	
LUMBER AND TIMBER		300	83,475	83,775	BOIS D'OEUVRE ET CHARP.	
PULP		30,757	9,308	40,065	PATE	
NEWSPRINT PAPER		3,110	19,923	23,033	PAPIER JOURNAL	
BLDG.PAPER AND BOARD			30,526	30,526	PLAQ.CONSTR.,PAP/CART.	
OILS,FATS,WAXES NES		38		38	HUIL.MAT.GRAS.CIRE NDA	
SULPHURIC ACID			516	516	ACIDE SULFURIQUE	
METALLIC SALTS			13,355	13,355	SELS METALLIQUES	
INORGANIC CHEMS. NES		4,600	9,410	9,410	PROD.CHIM.INORG.NDA	
GASOLINE			99,849	99,849	ESSENCE	
FUEL OIL			164,737	164,737	MAZOUT	
LUBRICATING OIL,GREASE			5,000	5,000	HUILE,GRAISSE LUBRIF.	
PLATE & SHEET STEEL		80	61	141	TOLES,FEUILLES DACIER	
STRUCTURAL SHAPES			719	719	PROFILES DE CONSTRUCT.	
PIPES,TUBES:IRON,STEEL			18	18	TUYAUX,TUBES:FER,ACIER	
WIRE			239	239	FIL METALLIQUE	
CEMENT BASIC PROD.			2,394	2,394	OUVR.DE BASE CIMENT	
MACHINERY NES	235	481	716	MACHINES NDA		
ROAD MOTOR VEH. NES		320	320	VEH.AUTOM.ROUTIERS NDA		
PORT TOTAL	88,036 *	612,802 *	700,838 *	TOTAL DU PORT		
NEW WESTMINSTER	LOGS	6,680	452,603	459,283	BILLES	
	PULPWOOD	158,570	4,740	163,310	BOIS A PATE	
	SAND AND GRAVEL	974,989	418,464	1,393,453	SABLE ET GRAVIERS	
	LIMESTONE		69,977	69,977	PIERRE CALCAIRE	
	STONE,CRUDE NES	3,950		3,950	PIERRE BRUTE NDA	
	HUGGED FUEL, WOOD	3,000		3,000	BOIS DE CHAUFFAGE	
	WASTE AND SCRAP NES	14,200	1,590	15,790	DECHETS ET REBUTS NDA	
	LUMBER AND TIMBER	18,980	36,146	55,126	BOIS D'OEUVRE ET CHARP.	
	PULP		2,200	2,200	PATE	
	NEWSPRINT PAPER		23,105	23,105	PAPIER JOURNAL	
	ORGANIC CHEMICALS NES		1,880	1,880	PROD.CHIM.ORGAN.NDA	
	EXPLOS., FUSES, CAPS	40		40	EXPLOS.,AMDRCES, DET.	
	DYESTUFF,PIGMENT,PAINT		1,737	1,737	MAT.COLOR.PIG.PEINTURE	
	FUEL OIL		15,951	15,951	MAZOUT	
	ASPHALTS,ROAD OILS	450		450	ASPHALTE,BITUME LIQD.	
	WIRE	604		604	FIL METALLIQUE	
	METAL FAB.BASIC PROD.	71	6	77	OUVR.DE BASE EN METAL	
	GLASS BASIC PRODUCTS		2,286	2,286	OUVR.DE BASE EN VERRE	
	CEMENT		160,014	160,014	CIMENT	
	CEMENT BASIC PRDD.		7,593	7,593	OUVR.DE BASE CIMENT	
	NON-MET.MIN.BASIC PROD		785	785	PROD.MIN.NON-MET.BASE	
	MACHINERY NES	945	40	985	MACHINES NDA	
	RAILWAY ROLLING STOCK	45		45	MAT.ROUL.DE CH.DE FER	
EQUIPMENT MISC.		50	50	MATERIEL DIVERS		
GENERAL CARGO	20		20	MARCHANDISES DIVERSES		
PORT TOTAL	1,182,544 *	1,199,167 *	2,381,711 *	TOTAL DU PORT		
N. ARM FRASER R.	LOGS	11,680	420,458	432,138	BILLES	
	PULPWOOD		8,580	8,580	BOIS A PATE	
	PORT TOTAL	11,680 *	429,038 *	440,718 *	TOTAL DU PORT	
OCEAN FALLS	FRESH FRUITS,BERRIES		6	6	FRUITS, BAIES FRAIS	
	MISC.FOOD PREP.NES		465	465	DIV.PREP.ALIM.NDA	
	ALE, BEER, STOUT, PORTER		269	269	ALE,BIERE,STOUT,PORTER	
	DIST.ALCOHOLIC BEV.		52	52	BOISS.ALCOOL.DIST.	
	LOGS		74,179	74,179	BILLES	
	PULPWOOD		122,500	122,500	BOIS A PATE	
	SULPHUR IN ORES		43	43	SOUFRE EN MINERAL	
	PULP		4,826	4,826	PATE	
	NEWSPRINT PAPER	4,241		4,241	PAPIER JOURNAL	
	PAPER NES	2,600		2,600	PAPIER NDA	
	BLDG.PAPER AND BOARD	4	96	100	PLAQ.CONSTR.,PAP/CART.	
	METALLIC SALTS		20	20	SELS METALLIQUES	
	INORGANIC CHEMS. NES		116	116	PROD.CHIM.INORG.NDA	

TABLE 11. CARGOES HANDLED AT CANADIAN PORTS IN COASTWISE SHIPPING.

TABLEAU 11. MARCHANDISES MANUTENTIONNEES DANS LES PORTS CANADIENS, EN CABOTAGE NATIONAL.

PORT PORT	COMMODITY	TONS LOADED TONNES CHARGEES	TONS UNLOADED TONNES DECHARGEES	TOTAL TOTAL	MARCHANDISES	
OCEAN FALLS (CONTD. - SUITE)	ORGANIC CHEMICALS NES		66	66	PROD.CHIM.ORGAN.NDA	
	GASOLINE		37	37	ESSENCE	
	FUEL OIL		12,214	12,214	MAZOUT	
	LUBRICATING OIL, GREASE		134	134	HUILE, GRAISSE LUBRIF.	
	PETROL. COAL PROD. NES		82	82	DERIVE PETR. CHARB. NDA	
	ZINC AND ALLOYS		6	6	ZINC ET ALLIAGES	
	METAL FAB. BASIC PROD.		160	171	OUVR. DE BASE EN METAL	
	MACHINERY NES	126	635	761	MACHINES NDA	
	MOTOR VEHICLE ENGINES	4		4	MOTEURS DE VEH. AUTOM.	
	ROAD MOTOR VEH. NES		2	2	VEH. AUTOM. ROUTIERS NDA	
	SHIPS, AIRCRAFT, MIS. VEH	4	15	19	NAVIRES, AVIONS, VEH. DIV	
	EQUIPMENT MISC.	1,450	65	1,515	MATERIEL DIVERS	
	PERSONAL, HSEHOLD GOODS	93	80	173	ART. PERS. ET MENAGERS	
	CONTAINERS, CLOSURES	210		210	CONTENEURS, FERMETURES	
	MISC. END PRDDUCTS NES		5	5	PRODUITS FINIS DIV. NDA	
	GENERAL CARGO	25	49	74	MARCHANDISES DIVERSES	
	PORT TOTAL	8,768 *	216,122 *	224,890 *	TOTAL DU PORT	
PORT ALBERNI	LOGS	24,499	294,021	318,520	BILLES	
	PULPWOOD	2,166	2,166	4,332	BOIS A PATE	
	LIMESTONE		2,000	2,000	PIERRE CALCAIRE	
	INORGANIC CHEMS. NES		360	360	PROD.CHIM.INORG.NDA	
	GASOLINE		402	402	ESSENCE	
	FUEL OIL		13,593	13,593	MAZOUT	
	MACHINERY NES	30	155	185	MACHINES NDA	
	GENERAL CARGO	373	115	488	MARCHANDISES DIVERSES	
	PORT TOTAL	27,068 *	312,812 *	339,880 *	TOTAL DU PORT	
	PORT HARDY	MISC. FOOD PREP. NES		941	941	DIV. PREP. ALIM. NDA
ALE, BEER, STOUT, PORTER			1,141	1,141	ALE, BIERE, STOUT, PORTER	
DIST. ALCOHOLIC BEV.			302	302	BOISS. ALCOOL. DIST.	
LOGS		7,680		7,680	BILLES	
SALT			20	20	SEL	
LUMBER AND TIMBER			18	18	BOIS D'OEUVRE ET CHARP.	
VENEER, PLYWOOD			6	6	PLACAGES, CONTRE-PLAQ.	
BLG. PAPER AND BOARD			191	191	PLAQ. CONSTR., PAP/CART.	
ORGANIC CHEMICALS NES			33	33	PROD.CHIM.ORGAN.NDA	
GASOLINE		1,171	4,657	5,828	ESSENCE	
FUEL OIL		3,943	13,909	17,852	MAZOUT	
LUBRICATING OIL, GREASE			143	143	HUILE, GRAISSE LUBRIF.	
PETROL. COAL PROD. NES			3	3	DERIVE PETR. CHARB. NDA	
WIRE		4	213	217	FIL METALLIQUE	
METAL FAB. BASIC PROD.			329	329	OUVR. DE BASE EN METAL	
MACHINERY NES		351	1,826	2,177	MACHINES NDA	
PASS. AUTOS AND CHASSIS		2		2	VOITURES PART., CHASSIS	
MOTOR VEHICLE ENGINES		8		8	MOTEURS DE VEH. AUTOM.	
RUBBER TIRES AND TUBES			9	9	PNEUS, CHAMBRES A AIR	
EQUIPMENT MISC.		2	30	32	MATERIEL DIVERS	
PERSONAL, HSEHOLD GOODS	5		5	ART. PERS. ET MENAGERS		
CONTAINERS, CLOSURES	457		457	CONTENEURS, FERMETURES		
GENERAL CARGO	3	36	39	MARCHANDISES DIVERSES		
PORT TOTAL	13,626 *	23,807 *	37,433 *	TOTAL DU PORT		
PORT HARVEY	LOGS	51,300	39,620	90,920	BILLES	
	PORT TOTAL	51,300 *	39,620 *	90,920 *	TOTAL DU PORT	
PORT MELLON	PULPWOOD		35,770	35,770	BOIS A PATE	
	LIMESTONE		2,574	2,574	PIERRE CALCAIRE	
	SALT		180	180	SEL	
	HUGGED FUEL, WOOD	1,200	6,550	7,750	BOIS DE CHAUFFAGE	
	WASTE AND SCRAP NES		2,400	2,400	DECHETS ET REBUTS NDA	
	PULP	3,880		3,880	PATE	
	INORGANIC CHEMS. NES		55	55	PROD.CHIM.INORG.NDA	
	ORGANIC CHEMICALS NES		734	734	PROD.CHIM.ORGAN.NDA	
	GASOLINE		870	870	ESSENCE	
	FUEL OIL		30,029	30,029	MAZOUT	
	PORT TOTAL	5,080 *	79,162 *	84,242 *	TOTAL DU PORT	
	PORT MCNEILL	MEAT, FRESH OR FROZEN		2	2	VIANDE, FRAICHE / CONG.
		MISC. FOOD PREP. NES		426	426	DIV. PREP. ALIM. NDA
ALE, BEER, STOUT, PORTER			381	381	ALE, BIERE, STOUT, PORTER	
DIST. ALCOHOLIC BEV.			20	20	BOISS. ALCOOL. DIST.	
BLG. PAPER AND BOARD			281	281	PLAQ. CONSTR., PAP/CART.	
ORGANIC CHEMICALS NES			24	24	PROD.CHIM.ORGAN.NDA	
EXPLOS., FUSES, CAPS			163	163	EXPLOS., AMORCES, DET.	
LUBRICATING OIL, GREASE			9	9	HUILE, GRAISSE LUBRIF.	
PIPES, TUBES: IRON, STEEL			12	12	TUYAUX, TUBES: FER, ACIER	
WIRE			25	25	FIL METALLIQUE	
METAL FAB. BASIC PROD.			79	79	OUVR. DE BASE EN METAL	
MACHINERY NES		152	2,639	2,791	MACHINES NDA	
EQUIPMENT MISC.			18	18	MATERIEL DIVERS	
CONTAINERS, CLOSURES		57		57	CONTENEURS, FERMETURES	
GENERAL CARGO			20	20	MARCHANDISES DIVERSES	
PORT TOTAL		209 *	4,099 *	4,308 *	TOTAL DU PORT	



TABLE 11. CARGOES HANDLED AT CANADIAN PORTS IN COASTWISE SHIPPING.

TABEAU 11. MARCHANDISES MANUTENTIONNEES DANS LES PORTS CANADIENS, EN CABOTAGE NATIONAL.

PORT PORT	COMMODITY	TONS LOADED TONNES CHARGEES	TONS UNLOADED TONNES DECHARGEES	TOTAL TOTAL	MARCHANDISES
PORT RENFREW	LOGS	8,400		8,400	BILLES
	GASOLINE		1,070	1,070	ESSENCE
	FUEL OIL		2,805	2,805	MAZOUT
	PORT TOTAL	8,400 *	3,875 *	12,275 *	TOTAL OU PORT
POWELL RIVER	MEAT, FRESH OR FROZEN	10	528	538	VIANDE, FRAICHE / CONG.
	DAIRY PROD. EGGS, HONEY	1		1	PROD. LAIT., DEUFS, MIEL
	MACARONI, CEREAL PROD.		35	35	PATES ALIM. PROD. CEREAL
	FRESH FRUITS, BERRIES	15		15	FRUITS, BAIES FRAIS
	VEGETABLES, FRESH	23	506	529	LEGUMES, FRAIS
	VEGETABLE PREP. NES	1	150	151	PREP. DE LEGUMES NDA
	MISC. FOOD PREP. NES	3	2,646	2,649	DIV. PREP. ALIM. NDA
	LOGS	116,040	226,900	342,940	BILLES
	PULPWOOD	1,065	289,170	290,235	BOIS A PATE
	IRON AND STEEL SCRAP	1,545		1,545	DECHETS DE FER, DACIER
	CLAY MATERIALS NES		204	204	MATIERES ARGIL. NDA
	SAND AND GRAVEL		40	40	SABLE ET GRAVIERS
	LIMESTONE	2,243		2,243	PIERRE CALCAIRE
	SALT		935	935	SEL
	SULPHUR IN DRES		2,000	2,000	SOUFRE EN MINERAL
	HOGGED FUEL, WOOD		172,085	172,085	BOIS DE CHAUFFAGE
	LUMBER AND TIMBER	154,123	2,582	156,705	BOIS D'OEUVRE ET CHARP.
	PULP	9,756	1,200	10,956	PATE
	NEWSPRINT PAPER	230,389	2,400	232,789	PAPIER JOURNAL
	PAPER NES		810	810	PAPIER NDA
	PAPERBOARD		744	744	CARTON
	BLDG. PAPER AND BOARD	48	2,067	2,115	PLAQ. CONSTR., PAP/CART.
	METALLIC SALTS		5,653	5,653	SELS METALLIQUES
	INDRGANIC CHEMS. NES		22,969	22,969	PROD. CHIM. INORG. NDA
	GASOLINE		8,137	8,137	ESSENCE
	FUEL OIL	12,680	30,715	43,395	MAZOUT
	LUBRICATING OIL, GREASE	15	121	136	HUILE, GRAISSE LUBRIF.
	PETROL. COAL PROD. NES	10	452	462	DERIVE PETR. CHARB. NDA
	STRUCTURAL SHAPES		381	381	PROFILES DE CONSTRUCT.
	WIRE	456		456	FIL METALLIQUE
	ZINC AND ALLDYS		1,063	1,063	ZINC ET ALLIAGES
	METAL FAB. BASIC PROD.	819	8	827	OUVR. DE BASE EN METAL
	MACHINERY NES	2,348	4,032	6,380	MACHINES NDA
ROAD MOTDR VEH. NES		65	65	VEH. AUTOM. ROUTIERS NDA	
EQUIPMENT MISC.	1	744	745	MATERIEL DIVERS	
PERSONAL, HSEHOLD GODDS		30	30	ART. PERS. ET MENAGERS	
MISC. END PRODUCTS NES	117	2,678	2,795	PRODUITS FINIS DIV. NDA	
GENERAL CARGO	1,679	10,104	11,783	MARCHANDISES DIVERSES	
PORT TOTAL	533,387 *	792,154 *	1,325,541 *	TOTAL DU PORT	
PRINCE RUPERT	FISH, FRESH OR FROZEN	229	157	386	POISSON, FRAIS OU CONG.
	FISH, CANNED	31		31	POISSON EN BOITES
	SHELL FISH, NES	941	34	975	MOLLUSQUES CRUST., NDA
	VEGETABLES, FROZEN		67	67	LEGUMES, CONGELES
	MISC. FOOD PREP. NES	1,444	7,916	9,360	DIV. PREP. ALIM. NDA
	NON-ALCOHOLIC BEVERAGE		4	4	BOISSONS NON-ALCOOLIQ.
	ALE, BEER, STOUT, PORTER	21	1,612	1,633	ALC. BIERE, STOUT, PORTER
	DIST. ALCOHOLIC BEV.		92	92	BOISS. ALCOOL. DIST.
	LOGS	57,900	78,500	136,400	BILLES
	BDLTS, ROUND TIMBER		104	104	BILLOTS, BOIS ROUNDS
	PULPWOOD		20,000	20,000	BOIS A PATE
	ZINC ORE AND CONC.	2,611		2,611	MINERAL, CONC. DE ZINC
	SAND AND GRAVEL		281	281	SABLE ET GRAVIERS
	SALT	151	292	443	SEL
	LUMBER AND TIMBER	51	162	213	BOIS D'OEUVRE ET CHARP.
	SHINGLES AND SHAKES	1	5	6	BARREAUX, BARO. FACADE
	VENEER, PLYWOOD	13	198	211	PLACAGES, CONTRE-PLAQ.
	COOPERAGE STOCK		43	43	DEMI-PROD. TONNELLERIE
	NEWSPRINT PAPER		115	115	PAPIER JOURNAL
	PAPER NES		224	224	PAPIER NDA
	PAPERBOARD		53	53	CARTON
	BLDG. PAPER AND BOARD	136	3,109	3,245	PLAQ. CONSTR., PAP/CART.
	TEXTILE FAB. MTL NES	25	36	61	OUVR. EN MAT. TEXT. NDA
	METALLIC SALTS	1		1	SELS METALLIQUES
	INORGANIC CHEMS. NES	4	9,800	9,804	PROD. CHIM. INORG. NDA
	ORGANIC CHEMICALS NES		24	24	PROD. CHIM. ORGAN. NDA
	FERTILIZERS NES	60	11	71	ENGRAIS CHIMIQUE NDA
	GASOLINE	4,851	42,356	47,207	ESSENCE
	FUEL OIL	12,717	82,128	94,845	MAZOUT
	LUBRICATING OIL, GREASE	23	1,300	1,323	HUILE, GRAISSE LUBRIF.
	PETROL. COAL PROD. NES	17	26	43	DERIVE PETR. CHARB. NDA
	CASTINGS, FDRGINGS		50	50	MOUL. PIECES FORGEES
	BARNS AND RODS, STEEL		68	68	BARRES ET TIGES ACIER
	PLATE & SHEET STEEL	1	183	184	TOLES, FEUILLES DACIER
	STRUCTURAL SHAPES	13	914	927	PROFILES DE CONSTRUCT.
	PIPES, TUBES: IRON, STEEL		26	26	TUYAUX, TUBES: FER, ACIER
	WIRE		28	28	FIL METALLIQUE
ALUMINUM		11	11	ALUMINIUM	

TABLE 11. CARGO HANDLED AT CANADIAN PORTS IN COASTWISE SHIPPING.

TABLÉAU 11. MARCHANDISES MANUTENTIONNÉES DANS LES PORTS CANADIENS, EN CABOTAGE NATIONAL.

PORT PORT	COMMODITY	TONS LOADED TONNES CHARGÉES	TONS UNLOADED TONNES DECHARGÉES	TOTAL TOTAL	MARCHANDISES	
PRINCE RUPERT (CONTO. - SUITE)	METAL FAB.BASIC PROD.	366	3,149	3,515	OUVR.DE BASE EN METAL	
	CEMENT	44	59	103	CIMENT	
	CEMENT BASIC PROD.		30	30	OUVR.DE BASE CIMENT	
	NON-MET.MIN.BASIC PROD		99	99	PROD.MIN.NON-MET.BASE	
	MACHINERY NES	901	1,613	2,514	MACHINES NOA	
	PASS.AUTOS AND CHASSIS	1	63	64	VOITURES PART.,CHASSIS	
	TRUCKS AND CHASSIS	2	8	10	CAMIONS ET CHASSIS	
	MOTOR VEHICLE ENGINES	68	27	95	MOTEURS DE VEH.AUTOM.	
	ROAD MOTOR VEH. NES	39	21	60	VEH.AUTOM.ROUTIERS NOA	
	SHIPS,AIRCRAFT,MIS.VEH	1	29	30	NAVIRES,AVIONS,VEH.DIV	
	RUBBER TIRES AND TUBES		1	1	PNEUS, CHAMBRES A AIR	
	EQUIPMENT MISC.	25	355	380	MATERIEL DIVERS	
	PERSONAL,HSEHOLD GOODS	75	60	135	ART.PERS.ET MENAGERS	
	CONTAINERS,CLOSURES	253	118	371	CONTENEURS,FERMETURES	
	MISC. END PRODUCTS NES	8	74	82	PRODUITS FINIS DIV.NOA	
	GENERAL CARGO	311	44	355	MARCHANDISES DIVERSES	
	PORT TOTAL	83,335 *	255,679 *	339,014 *	TOTAL DU PORT	
	RUPERT INLET	DRES AND CONC.NES	308		308	MINERAIS ET CONC.NOA
		IRON AND STEEL SCRAP	150		150	DECHETS DE FER, OACIER
		RUBBER FAB.MATERIALS		16	16	DEMI-PROD.CAOUTCHOUC
PAPERBOARD			830	830	CARTON	
METALLIC SALTS			833	833	SELS METALLIQUES	
INORGANIC CHEMS. NES		60	140	200	PROD.CHIM.INORG.NOA	
ORGANIC CHEMICALS NES			725	725	PROD.CHIM.ORGAN.NOA	
FERTILIZERS NES			1,964	1,964	ENGRAIS CHIMIQUE NOA	
CASTINGS,FORGINGS			5,132	5,132	MOUL.PIECES FORGEES	
PIPES,TUBES:IRON,STEEL			1,460	1,460	TUYAUX,TUBES:FER,ACIER	
METAL FAB.BASIC PROD.			68	68	OUVR.DE BASE EN METAL	
CEMENT			153	153	CIMENT	
LIME			2,844	2,844	CHAUX	
MACHINERY NES		983	5,452	6,435	MACHINES NOA	
EQUIPMENT MISC.			50	50	MATERIEL DIVERS	
CONTAINERS,CLOSURES		157	90	247	CONTENEURS,FERMETURES	
PORT TOTAL		1,658 *	19,757 *	21,415 *	TOTAL DU PORT	
QUATSINO	MISC.FOOD PREP.NES		700	700	DIV.PREP.ALIM.NOA	
	LOGS	192,000	84,200	276,200	BILLES	
	PULPWOOD	2,764	23,000	25,764	BOIS A PATE	
	SULPHUR IN DRES		13,300	13,300	SOUFRE EN MINERAI	
	PULP	70,125		70,125	PATE	
	NEWSPRINT PAPER	7,083		7,083	PAPIER JOURNAL	
	METALLIC SALTS		30	30	SELS METALLIQUES	
	INORGANIC CHEMS. NES		7,005	7,005	PROD.CHIM.INORG.NOA	
	GASOLINE		61	61	ESSENCE	
	FUEL OIL		196	196	MAZOUT	
	CASTINGS,FORGINGS		2,318	2,318	MOUL.PIECES FORGEES	
	STRUCTURAL SHAPES		11	11	PROFILES DE CONSTRUCT.	
	MACHINERY NES	72	1,480	1,552	MACHINES NOA	
	TRUCKS AND CHASSIS	15		15	CAMIONS ET CHASSIS	
	ROAD MOTOR VEH. NES	4		4	VEH.AUTOM.ROUTIERS NOA	
	RUBBER TIRES AND TUBES		19	19	PNEUS, CHAMBRES A AIR	
	CONTAINERS,CLOSURES	437	10	447	CONTENEURS,FERMETURES	
	GENERAL CARGO		200	200	MARCHANDISES DIVERSES	
	PORT TOTAL	272,500 *	132,530 *	405,030 *	TOTAL DU PORT	
	RAGGED ISLAND	LOGS	14,882		14,882	BILLES
GASOLINE			57	57	ESSENCE	
FUEL OIL			148	148	MAZOUT	
PORT TOTAL		14,882 *	205 *	15,087 *	TOTAL DU PORT	
SAANICHTON	LOGS	12,000		12,000	BILLES	
	PORT TOTAL	12,000 *	*	12,000 *	TOTAL DU PORT	
SANDPOINT	MACHINERY NES	1		1	MACHINES NOA	
	CONTAINERS,CLOSURES	2		2	CONTENEURS,FERMETURES	
PORT TOTAL	3 *	*	3 *	TOTAL DU PORT		
SARITA RIVER	GASOLINE		43	43	ESSENCE	
	FUEL OIL		147	147	MAZOUT	
	LUBRICATING OIL,GREASE		3	3	HUILE,GRAISSE LUBRIF.	
	PORT TOTAL	*	193 *	193 *	TOTAL DU PORT	
SHANNON BAY	LOGS	192,834		192,834	BILLES	
	PULPWOOD	25,166		25,166	BOIS A PATE	
	FUEL OIL		790	790	MAZOUT	
	PORT TOTAL	218,000 *	790 *	218,790 *	TOTAL DU PORT	
SIWASH	LOGS	2,789		2,789	BILLES	
	GASOLINE		58	58	ESSENCE	
	FUEL OIL		274	274	MAZOUT	
	WIRE		10	10	FIL METALLIQUE	
	PORT TOTAL	2,789 *	342 *	3,131 *	TOTAL DU PORT	

TABLE 11. CARGOES HANDLED AT CANADIAN PORTS IN COASTWISE SHIPPING.

TABLEAU 11. MARCHANDISES MANUTENTIONNEES DANS LES PORTS CANADIENS, EN CABOTAGE NATIONAL.

PORT PORT	COMMODITY	TONS LOADED TONNES CHARGÉES	TONS UNLOADED TONNES DÉCHARGÉES	TOTAL TOTAL	MARCHANDISES	
SKIDEGATE	LOGS	36,334		36,334	BILLES	
	GASOLINE		872	872	ESSENCE	
	FUEL OIL		2,115	2,115	MAZOUT	
	PORT TOTAL	36,334 *	2,987 *	39,321 *	TOTAL DU PORT	
SMITH INLET	LOGS	93,167		93,167	BILLES	
	GASOLINE		15	15	ESSENCE	
	FUEL OIL		132	132	MAZOUT	
	MACHINERY NES		75	75	MACHINES NDA	
	PORT TOTAL	93,167 *	222 *	93,389 *	TOTAL DU PORT	
SOOKE	LOGS	4,480	14,880	19,360	BILLES	
	PULPWOOD	8,700		8,700	BOIS A PATE	
	WASTE AND SCRAP NES	7,200		7,200	DECHETS ET REBUTS NDA	
	FUEL OIL		72	72	MAZOUT	
	PORT TOTAL	20,380 *	14,952 *	35,332 *	TOTAL DU PORT	
SOUTH BAY	LOGS	203,650		203,650	BILLES	
	PULPWOOD	60,180		60,180	BOIS A PATE	
	LUMBER AND TIMBER	4,060		4,060	BOIS DOEUVRE ET CHARP.	
	MACHINERY NES		800	800	MACHINES NDA	
	PORT TOTAL	267,890 *	800 *	268,690 *	TOTAL DU PORT	
SQUAMISH	LOGS	2,067	15,879	17,946	BILLES	
	PULPWOOD	21,166		21,166	BOIS A PATE	
	HOGGED FUEL, WOOD	1,600		1,600	BOIS DE CHAUFFAGE	
	WASTE AND SCRAP NES	6,750		6,750	DECHETS ET REBUTS NDA	
	LUMBER AND TIMBER	67,977		67,977	BOIS DOEUVRE ET CHARP.	
	PULP	2,240	4,226	6,466	PATE	
	NEWSPRINT PAPER		1,710	1,710	PAPIER JOURNAL	
	METALLIC SALTS	2,265	9,500	11,765	SELS METALLIQUES	
	INORGANIC CHEMS. NES	35,543	510	36,053	PROD. CHIM. INORG. NDA	
	WIRE	6		6	FIL METALLIQUE	
	METAL FAB. BASIC PROD.		48	48	OUVR. DE BASE EN METAL	
	MACHINERY NES		12	12	MACHINES NDA	
	PORT TOTAL	139,614 *	31,885 *	171,499 *	TOTAL DU PORT	
	TASU	FUEL OIL		9,668	9,668	MAZOUT
PORT TOTAL		*	9,668 *	9,668 *	TOTAL DU PORT	
TARVIS	PULPWOOD	3,100	8,400	11,500	BOIS A PATE	
	WASTE AND SCRAP NES	31,700		31,700	DECHETS ET REBUTS NDA	
	LUMBER AND TIMBER	31,039		31,039	BOIS DOEUVRE ET CHARP.	
	GASOLINE		1,307	1,307	ESSENCE	
	PORT TOTAL	65,839 *	12,274 *	78,113 *	TOTAL DU PORT	
TEAKERNE ARM	LOGS	142,220	60,434	202,654	BILLES	
	FUEL OIL		686	686	MAZOUT	
	WIRE	52	124	176	FIL METALLIQUE	
	METAL FAB. BASIC PROD.		612	612	OUVR. DE BASE EN METAL	
	MACHINERY NES		75	75	MACHINES NDA	
	PORT TOTAL	142,272 *	61,931 *	204,203 *	TOTAL DU PORT	
TEXADA	GASOLINE		23	23	ESSENCE	
	FUEL OIL		184	184	MAZOUT	
	MACHINERY NES		80	80	MACHINES NDA	
	PORT TOTAL	*	287 *	287 *	TOTAL DU PORT	
UCLUELET	LOGS	161,187		161,187	BILLES	
	PULPWOOD	5,000		5,000	BOIS A PATE	
	LUMBER AND TIMBER	7,500		7,500	BOIS DOEUVRE ET CHARP.	
	GASOLINE		2,197	2,197	ESSENCE	
	FUEL OIL		3,118	3,118	MAZOUT	
	LUBRICATING OIL, GREASE		1	1	HUILE, GRAISSE LUBRIF.	
	MACHINERY NES	750	1,050	1,800	MACHINES NDA	
	GENERAL CARGO	8	19	27	MARCHANDISES DIVERSES	
	PORT TOTAL	174,445 *	6,385 *	180,830 *	TOTAL DU PORT	
	VANANDA	MEAT, FRESH OR FROZEN	12	28	40	VIANDE, FRAICHE / CONG.
		VEGETABLES, FRESH	12	20	32	LEGUMES, FRAIS
VEGETABLE PREP. NES			8	8	PREP. DE LEGUMES NDA	
MISC. FOOD PREP. NES		19	78	97	DIV. PREP. ALIM. NDA	
LIMESTONE		68,514	6,000	74,514	PIERRE CALCAIRE	
LUMBER AND TIMBER		3	2	5	BOIS DOEUVRE ET CHARP.	
BLOG. PAPER AND BOARD		732	3	735	PLAQ. CONSTR., PAP/CART.	
GASOLINE			1,033	1,033	ESSENCE	
FUEL OIL			3,596	3,596	MAZOUT	
LUBRICATING OIL, GREASE			11	11	HUILE, GRAISSE LUBRIF.	
PETROL. COAL PROD. NES		16	36	52	DERIVE PETR. CHARB. NDA	
MACHINERY NES		150		150	MACHINES NDA	
MISC. END PRODUCTS NES		55		55	PRD. FINIS DIV. NDA	
PORT TOTAL		69,746 *	11,087 *	80,833 *	TOTAL DU PORT	

TABLE 11. CARGOES HANDLED AT CANADIAN PORTS IN COASTWISE SHIPPING.

TABLEAU 11. MARCHANDISES MANUTENTIONNEES DANS LES PORTS CANADIENS, EN CABOTAGE NATIONAL.

PORT PORT	COMMODITY	TONS LOADED TONNES CHARGÉES	TONS UNLOADED TONNES DECHARGÉES	TOTAL TOTAL	MARCHANDISES
VANCOUVER	MEAT, FRESH OR FROZEN	546	42	588	VIANDE, FRAICHE / CONG.
	FISH, FRESH OR FROZEN	1	2,004	2,005	POISSON, FRAIS OU CONG.
	FISH, CANNED		31	31	POISSON EN BOITES
	SHELL FISH, NES	1	1,324	1,325	MOLLUSQUES CRUST., NOA
	DAIRY PROD., EGGS, HONEY	7	1	8	PROD. LAIT., OEUF, MIEL
	MACARONI, CEREAL PROD.	35		35	PATES ALIM. PROD. CEREAL
	FRESH FRUITS, BERRIES	6	15	21	FRUITS, BATES FRAIS
	VEGETABLES, FRESH	514	23	537	LEGUMES, FRAIS
	VEGETABLES, FROZEN	67		67	LEGUMES, CONGELES
	VEGETABLE PREP. NES	158	1	159	PREP. DE LEGUMES NOA
	SAUSAGE SKINS, CASINGS	23		23	BOYAUX A SAUCISSES
	MISC. FOOD PREP. NES	22,155	297	22,452	DIV. PREP. ALIM. NOA
	GROUND CEREALS NES	19		19	CEREALES MOULUES NOA
	CONC. COMPLETE FEEDS	8		8	CONC., PROV. COMPLETES
	NON-ALCOHOLIC BEVERAGE	8		8	BOISSONS NON-ALCOOLIQ.
	ALE, BEER, STOUT, PORTER	5,340	7	5,347	ALE, BIÈRE, STOUT, PORTER
	DIST. ALCOHOLIC BEV.	1,232		1,232	BOISS. ALCOOL. DIST.
	SEEDS FOR SOWING NES	21		21	GRAINES DE SEMENCE NDA
	NURSERY, GREENHOUSE STOCK	23		23	PROD. PEPINIERE, SERRE
	CRUDE VEG. PROD. NES	3		3	PR. BRUTS ORIG. VEG. NOA
	LOGS	47,720	1,166,520	1,214,240	BILLES
	BOLTS, ROUND TIMBER	123		123	BILLOTS, BOIS ROND
	PULPWOOD	722,770	47,934	770,704	BOIS A PATE
	TITANIUM ORE	15		15	MINERAI DE TITANE
	ZINC ORE AND CONC.		6,116	6,116	MINERAI, CONC. DE ZINC
	DRES AND CONC. NES		308	308	MINERAIS ET CONC. NDA
	IRON AND STEEL SCRAP		1,695	1,695	DECHETS DE FER, D'ACIER
	SLAG, DROSS, BY-PRODUCTS	1,035	4,000	5,035	POUS. GUEUL. SCOR. PROD.
	COAL, BITUMINOUS	4		4	CHARBON BITUMINEUX
	CRUDE PETROLEUM	34,392		34,392	PETROLE BRUT
	CLAY MATERIALS NES	204		204	MATIERES ARGIL. NDA
	SAND AND GRAVEL	340	2,622,207	2,622,547	SABLE ET GRAVIERS
	LIMESTONE		160,033	160,033	PIERRE CALCAIRE
	STONE, CRUDE NES		3,950	3,950	PIERRE BRUTE NOA
	SALT	16,137		16,137	SEL
	SULPHUR IN ORES	16,724		16,724	SOUFRE EN MINERAI
	CRUDE NON-MET. MIN. NES	58		58	MIN. NON-MET. BRUTS NDA
	HOGGED FUEL, WOOD	103,040	1,900	104,940	BOIS DE CHAUFFAGE
	WASTE AND SCRAP NES	82,073	11,807	93,880	DECHETS ET REBUTS NDA
	RUBBER FAB. MATERIALS	26		26	DEMI-PROD. CAOUTCHOUC
	LUMBER AND TIMBER	290,426	278,626	569,052	BOIS OEUVRE ET CHARP.
	RAILWAY TIES	4		4	TRAVERSES DE CH. FER
	SHINGLES AND SHAKES	8		8	BARDEAUX, BARD. FACADE
	VENEER, PLYWOOD	578		578	PLACAGES, CONTRE-PLAQ.
	COOPERAGE STOCK	43		43	DEMI-PROD. TONNELLERIE
	WOOD FAB. MATERIALS	21	4	25	DEMI-PRODUITS EN BOIS
	PULP	2,980		2,980	PATE
	NEWSPRINT PAPER	115	144,474	144,589	PAPIER JOURNAL
	PAPER NES	1,061	1,917	2,978	PAPIER NOA
	PAPERBOARD	1,632		1,632	CARTON
	BLDG. PAPER AND BOARD	93,616	794	94,410	PLAQ. CONSTR., PAP/CART.
	TEXTILE FAB. MTL NES	36		36	OUVR. EN MAT. TEXT. NOA
	OILS, FATS, WAXES NES		38	38	HUIL. MAT. GRAS. CIRE NOA
	SULPHURIC ACID	516		516	ACIDE SULFURIQUE
	METALLIC SALTS	34,261		34,261	SELS METALLIQUES
	INORGANIC CHEMS. NES	232,219	1,385	233,604	PROD. CHIM. INORG. NOA
	ORGANIC CHEMICALS NES	16,584	4	16,588	PROD. CHIM. ORG. NOA
	EXPLOS., FUSES, CAPS	80	150	230	EXPLOS., AMORCES, DET.
	FERTILIZERS NES	3,228	30	3,258	ENGRAIS CHIMIQUE NOA
	CHEM. SPECIALTIES NES	24		24	PROD. CHIM. SPECIAUX NDA
	GASOLINE	320,116		320,116	ESSENCE
	FUEL OIL	846,725		846,725	MAZOUT
	LUBRICATING OIL, GREASE	6,270	15	6,285	HUILE, GRAISSE LUBRIF.
	ASPHALTS, ROAD OILS	3,080		3,080	ASPHALTE, BITUME LIQD.
	PETROL. COAL PROD. NES	7,058	10	7,068	DERIVE PETR. CHARB. NDA
	PRIMARY IRON, STEEL NES	80		80	FER, ACIER PRIMAIR. NDA
	CASTINGS, FORGINGS	8,460		8,460	MOUL. PIECES FORGEES
	BARNS AND RODS, STEEL	385		385	BARRES ET TIGES ACIER
	PLATE & SHEET STEEL	2,982	80	3,062	TOLES, FEUILLES D'ACIER
	STRUCTURAL SHAPES	4,298		4,298	PROFILES DE CONSTRUCT.
	PIPES, TUBES: IRON, STEEL	1,663		1,663	TUYAUX, TUBES: FER, ACIER
	WIRE	2,583	521	3,104	FIL METALLIQUE
	ALUMINIUM	307	647	954	ALUMINIUM
	ZINC AND ALLOYS	1,069		1,069	ZINC ET ALLIAGES
	METAL FAB. BASIC PROD.	12,080	438	12,518	OUVR. DE BASE EN METAL
	BRICKS, TILES NES	1,628		1,628	BRIQUES, TUILES NOA
	CEMENT	4,104	168,555	172,659	CIMENT
	CEMENT BASIC PROD.	35,950		35,950	OUVR. DE BASE CIMENT
	LIME	2,844	631	3,475	CHAUX
	NON-MET. MIN. BASIC PROD	112		112	PROD. MIN. NON-MET. BASE
	TRACTORS	125		125	TRACTEURS
	MACHINERY NES	40,050	9,419	49,469	MACHINES NOA
	RAILWAY ROLLING STOCK	631		631	MAT. ROUL. DE CH. DE FER

TABLE 11. CARGOES HANDLED AT CANADIAN PORTS IN COASTWISE SHIPPING.

TABLÉAU 11. MARCHANDISES MANUTENTIONNÉES DANS LES PORTS CANADIENS, EN CABOTAGE NATIONAL.

PORT PORT	COMMODITY	TONS LOADED TONNES CHARGÉES	TONS UNLOADED TONNES DÉCHARGÉES	TOTAL TOTAL	MARCHANDISES	
VANCOUVER (CONTD. - SUITE)	PASS.AUTOS AND CHASSIS	82	16	98	VOITURES PART.,CHASSIS	
	TRUCKS AND CHASSIS	45	17	62	CAMIONS ET CHASSIS	
	MOTOR VEHICLE ENGINES	9	65	74	MOTEURS DE VEH.AUTOM.	
	ROAD MOTOR VEH. NES	412	29	441	VEH.AUTOM.ROUTIERS NDA	
	SHIPS,AIRCRAFT,MIS.VEH	87	35	122	NAVIRES,AVIONS,VEH.DIV	
	RUBBER TIRES AND TUBES	28		28	PNEUS, CHAMBRES A AIR	
	EQUIPMENT MISC.	1,564	1,474	3,038	MATERIEL DIVERS	
	PERSONAL,HSEHOLD GOODS	1,132	96	1,228	ART.PERS.ET MENAGERS	
	CONTAINERS,CLOSURES	292	2,972	3,264	CONTENEURS,FERMETURES	
	MISC. END PRODUCTS NES	3,478	1,252	4,730	PRODUITS FINIS DIV.NDA	
	GENERAL CARGO	10,848	1,822	12,670	MARCHANDISES DIVERSES	
	PORT TOTAL	3,052,837 *	4,904,580 *	7,957,417 *	TOTAL DU PORT	
	VANGUARD	LOGS	204,638	290,000	494,638	BILLES
		PULPWOOD	81,412	10,000	91,412	BOIS A PATE
GASOLINE			1	1	ESSENCE	
FUEL OIL			7	7	MAZOUT	
WIRE		5	93	98	FIL METALLIQUE	
METAL FAB.BASIC PROD.		4	294	298	OUVR.DE BASE EN METAL	
PORT TOTAL		286,059 *	300,395 *	586,454 *	TOTAL DU PORT	
VICTORIA	LOGS	36,040	85,060	121,100	BILLES	
	PULPWOOD	91,240	3,900	95,140	BOIS A PATE	
	CRUDE WOOD MTLs. NES	1,800		1,800	MATIERES BOIS BRUT NOA	
	SAND AND GRAVEL	50,650		50,650	SABLE ET GRAVIERS	
	LIMESTONE		22,773	22,773	PIERRE CALCAIRE	
	STONE,CRUDE NES	1,900		1,900	PIERRE BRUTE NOA	
	HOGGED FUEL, WOOD	16,939		16,939	BOIS DE CHAUFFAGE	
	WASTE AND SCRAP NES	5,000	200	5,200	DECHETS ET REBUTS NOA	
	LUMBER AND TIMBER	56,777	9,075	65,852	BOIS DOEUVRE ET CHARP.	
	PULP		16,102	16,102	PATE	
	METALLIC SALTS		2,600	2,600	SELS METALLIQUES	
	INORGANIC CHEMS. NES		700	700	PROD.CHIM.INDRG.NDA	
	ORGANIC CHEMICALS NES		42	42	PROD.CHIM.ORGAN.NDA	
	GASOLINE		96,191	96,191	ESSENCE	
	FUEL OIL	72	141,812	141,884	MAZOUT	
	LUBRICATING OIL, GREASE		5	5	HUILE,GRAISSE LUBRIF.	
	PETROL.COAL PROD.NES		4,099	4,099	DERIVE PETR.CHARB.NDA	
	PLATE & SHEET STEEL		2,400	2,400	TOLES,FEUILLES DACIER	
	STRUCTURAL SHAPES		500	500	PROFILES DE CONSTRUCT.	
	BRICKS,TILES NES		1,544	1,544	BRIQUES,TUILES NDA	
	CEMENT		7,532	7,532	CIMENT	
	CEMENT BASIC PRDD.		27,967	27,967	OUVR.DE BASE CIMENT	
	MACHINERY NES	130	19	149	MACHINES NDA	
RAILWAY ROLLING STOCK		45	45	MAT.ROUL.DE CH.DE FER		
PERSONAL,HSEHOLD GOODS		929	929	ART.PERS.ET MENAGERS		
CONTAINERS,CLOSURES		45	45	CONTENEURS,FERMETURES		
PORT TOTAL	260,548 *	423,540 *	684,088 *	TOTAL DU PORT		
WATSON ISLAND	INORGANIC CHEMS. NES		72,482	72,482	PROD.CHIM.INORG.NDA	
	FUEL OIL		7,500	7,500	MAZOUT	
	PORT TOTAL	*	79,982 *	79,982 *	TOTAL DU PORT	
WEST BAY	LOGS	260	15,000	15,260	BILLES	
	METAL FAB.BASIC PROD.		33	33	OUVR.DE BASE EN METAL	
	PORT TOTAL	260 *	15,033 *	15,293 *	TOTAL DU PORT	
ZEBALLOS	GASOLINE		509	509	ESSENCE	
	FUEL OIL		2,840	2,840	MAZOUT	
	PORT TOTAL	*	3,349 *	3,349 *	TOTAL DU PORT	
STEWART	MEAT,FRESH OR FROZEN	32		32	VIANDE,FRAICHE / CONG.	
	FISH,FRESH OR FROZEN	45		45	POISSON,FRAIS OU CONG.	
	SHELL FISH,NES	152		152	MOLLUSQUES CRUST.,NDA	
	SAUSAGE SKINS,CASINGS		23	23	BOYAUX A SAUCISSES	
	MISC.FOOD PREP.NES		1,836	1,836	DIV.PREP.ALIM.NDA	
	NON-ALCOHOLIC BEVERAGE		4	4	BOISSONS NON-ALCOOLIQ.	
	ALE,BEER,STOUT,PORTER		329	329	ALE,BIERE,STOUT,PORTER	
	DIST.ALCOHOLIC BEV.		89	89	BOISS.ALCOOL.DIST.	
	LOGS	10,000		10,000	BILLES	
	SALT		50	50	SEL	
	WASTE AND SCRAP NES	7		7	DECHETS ET REBUTS NDA	
	RUBBER FAB.MATERIALS		10	10	DEMI-PROD.CAOUTCHOUC	
	LUMBER AND TIMBER		213	213	BOIS DOEUVRE ET CHARP.	
	RAILWAY TIES		4	4	TRAVERSES DE CH. FER	
	VENEER,PLYWOOD		86	86	PLACAGES,CONTRE-PLAQ.	
	WOOD FAB.MATERIALS		21	21	DEMI-PRODUITS EN BOIS	
	PAPERBOARD		5	5	CARTON	
BLDG.PAPER AND BOARD		1,293	1,293	PLAQ.CONSTR.,PAP/CART.		
TEXTILE FAB.MYL NES		25	25	OUVR.EN MAT.TEXT.NDA		
METALLIC SALTS		1	1	SELS METALLIQUES		
INORGANIC CHEMS. NES		4	4	PROD.CHIM.INORG.NDA		
ORGANIC CHEMICALS NES		8	8	PROD.CHIM.ORGAN.NDA		

TABLE 11. CARGOES HANDLED AT CANADIAN PORTS IN COASTWISE SHIPPING.

TABLEAU 11. MARCHANDISES MANUTENTIONNEES DANS LES PORTS CANADIENS, EN CABOTAGE NATIONAL.

PORT PORT	COMMODITY	TONS LOADED TONNES CHARGEES	TONS UNLOADED TONNES DECHARGEES	TOTAL TOTAL	MARCHANDISES	
STEWARDS (CONTD. - SUITE)	EXPLOS., FUSES, CAPS		98	98	EXPLOS., AMORCES, DET.	
	CHEM. SPECIALTIES NES		16	16	PROD. CHIM. SPECIAUX NDA	
	GASOLINE	4	110	114	ESSENCE	
	FUEL OIL	31	25,038	25,069	MAZOUT	
	LUBRICATING OIL, GREASE		261	261	HUILE, GRAISSE LUBRIF.	
	PETROL. COAL PROD. NES		17	17	DERIVE PETR. CHARB. NDA	
	CASTINGS, FORGINGS		874	874	MOUL. PIECES FORGEES	
	BAR AND RODS, STEEL		307	307	BARRES ET TIGES ACIER	
	PLATE & SHEET STEEL		77	77	TOLES, FEUILLES D'ACIER	
	STRUCTURAL SHAPES		773	773	PROFILES DE CONSTRUCT.	
	ALUMINIUM		242	242	ALUMINIUM	
	METAL FAB. BASIC PROD.	18	1,463	1,481	OUVR. DE BASE EN METAL	
	CEMENT		609	609	CIMENT	
	CEMENT BASIC PROD.		684	684	OUVR. DE BASE CIMENT	
	TRACTORS		51	51	TRACTEURS	
	MACHINERY NES	360	2,369	2,729	MACHINES NDA	
	RAILWAY ROLLING STOCK		22	22	MAT. ROUL. DE CH. DE FER	
	PASS. AUTOS AND CHASSIS	3	27	30	VOITURES PART., CHASSIS	
	MOTOR VEHICLE ENGINES	31	59	90	MOTEURS DE VEH. AUTOM.	
	ROAD MOTOR VEH. NES	15		15	VEH. AUTOM. ROUTIERS NDA	
	SHIPS, AIRCRAFT, MIS. VEH		1	1	NAVIRES, AVIONS, VEH. DIV	
	RUBBER TIRES AND TUBES			1	PNEUS, CHAMBRES A AIR	
	EQUIPMENT MISC.	42	251	293	MATERIEL DIVERS	
	PERSONAL, HSEHOLD GOODS	31	71	102	ART. PERS. ET MENAGERS	
	CONTAINERS, CLOSURES	246		246	CONTENEURS, FERMETURES	
	MISC. END PRDCTS NES		17	17	PRODUITS FINIS DIV. NDA	
	GENERAL CARGO		311	311	MARCHANDISES DIVERSES	
	PORT TOTAL	11,018 *	37,749 *	48,767 *	TOTAL DU PORT	
	BC-NES/C-8.-NDA	FISH, FRESH OR FROZEN	63	1	64	PDISSON, FRAIS OU CONG.
		SHELL FISH, NES	19		19	MOLLUSQUES CRUST., NDA
		DAIRY PROD. EGGS, HONEY		7	7	PROD. LAIT., OEUFS, MIEL
		MISC. FOOD PREP. NES		4,355	4,355	DIV. PREP. ALIM. NDA
		CONC. COMPLETE FEEDS		3	3	CONC., PROV. COMPLETES
		ALE, BEER, STOUT, PORTER		453	453	ALE, BIERE, STOUT, PORTER
		DIST. ALCOHOLIC BEV.		165	165	BOISS. ALCOOL. DIST.
		SEEDS FOR SOWING NES		14	14	GRAINES DE SEMENCE NDA
		LOGS	1,919,783	1,339,043	3,258,826	BILLES
		PULPWOOD	94,784	7,106	101,890	BOIS A PATE
		COAL, BITUMINOUS		4	4	CHARBON BITUMINEUX
		CLAY MATERIALS NES		2	2	MATIERES ARGIL. NDA
SAND AND GRAVEL		12,000	7,989	19,989	SABLE ET GRAVIERES	
LIMESTONE		85,754	48,570	134,324	PIERRE CALCAIRE	
STONE, CRUDE NES			900	900	PIERRE BRUTE NDA	
SALT			1	1	SEL	
WASTE AND SCRAP NES		1,590		1,590	DECHETS ET REBUTS NDA	
LUMBER AND TIMBER		7,520	454	7,974	BOIS D'OEUVRE ET CHARP.	
SHINGLES AND SHAKES			1	1	BARDEAUX, BARD. FACADE	
VENEER, PLYWOOD			38	38	PLACAGES, CONTRE-PLAQ.	
BLOG. PAPER AND BOARD		9,363	62,542	71,905	PLAQ. CONSTR., PAP. CART.	
CORDAGE, TWINE, ROPE			11	11	CORDAGE, FICELLE, CORDE	
INORGANIC CHEMS. NES		200	60	260	PROD. CHIM. INORG. NDA	
ORGANIC CHEMICALS NES			44	44	PROD. CHIM. ORGAN. NDA	
EXPLOS., FUSES, CAPS		371	80	451	EXPLOS., AMORCES, DET.	
FERTILIZERS NES			1,277	1,277	ENGRAIS CHIMIQUE NDA	
DYESTUFF, PIGMENT, PAINT		1,737	1	1,738	MAT. COLOR. PIG. PEINTURE	
CHEM. SPECIALTIES NES			1	1	PROD. CHIM. SPECIAUX NDA	
GASOLINE		31	27,841	27,872	ESSENCE	
FUEL OIL		560	69,261	69,821	MAZOUT	
LUBRICATING OIL, GREASE		5	146	151	HUILE, GRAISSE LUBRIF.	
PETROL. COAL PROD. NES			167	167	DERIVE PETR. CHARB. NDA	
PRIMARY IRON, STEEL NES			2	2	FER, ACIER PRIMAIR. NDA	
CASTINGS, FORGINGS			46	46	MOUL. PIECES FORGEES	
PLATE & SHEET STEEL			17	17	TOLES, FEUILLES D'ACIER	
STRUCTURAL SHAPES			61	61	PROFILES DE CONSTRUCT.	
PIPES, TUBES: IRON, STEEL			12	12	TUYAUX, TUBES: FER, ACIER	
WIRE		26	867	893	FIL METALLIQUE	
ALUMINIUM			3	3	ALUMINIUM	
METAL FAB. BASIC PROD.			1,665	1,665	OUVR. DE BASE EN METAL	
GLASS BASIC PRODUCTS	2,286		2,286	OUVR. DE BASE EN VERRE		
CEMENT		78	78	CIMENT		
CEMENT BASIC PROD.		3	3	OUVR. DE BASE CIMENT		
NON-MET. MIN. BASIC PROD	785	13	798	PROD. MIN. NON-MET. BASE		
TRACTORS	28	4	32	TRACTEURS		
MACHINERY NES	2,101	10,826	12,927	MACHINES NDA		
PASS. AUTOS AND CHASSIS	120	2	122	VOITURES PART., CHASSIS		
TRUCKS AND CHASSIS	43	52	95	CAMIONS ET CHASSIS		
MOTOR VEHICLE ENGINES	18	3	21	MOTEURS DE VEH. AUTOM.		
ROAD MOTOR VEH. NES	113	405	518	VEH. AUTOM. ROUTIERS NDA		
SHIPS, AIRCRAFT, MIS. VEH	3	125	128	NAVIRES, AVIONS, VEH. DIV		
EQUIPMENT MISC.	50	210	260	MATERIEL DIVERS		
PERSONAL, HSEHOLD GOODS	36	27	63	ART. PERS. ET MENAGERS		
CONTAINERS, CLOSURES	449	10	459	CONTENEURS, FERMETURES		

TABLE 11. CARGOES HANDLED AT CANADIAN PORTS IN COASTWISE SHIPPING.

TABLÉAU 11. MARCHANDISES MANUTENTIONNÉES DANS LES PORTS CANADIENS, EN CABOTAGE NATIONAL.

PORT	COMMOITY	TONS LOADED TONNES CHARGÉES	TONS UNLOADED TONNES DECHARGÉES	TOTAL TOTAL	MARCHANDISES
BC-NES/C-B.-NDA (CONTD. - SUITE)	MISC. END PRODUCTS NES	80	718	798	PRODUITS FINIS DIV.NDA
	GENERAL CARGO	208	1,009	1,217	MARCHANDISES DIVERSES
	PORT TOTAL	2,140,126 *	1,586,695 *	3,726,821 *	TOTAL DU PORT
	PROVINCE TOTAL	14,916,534	14,882,142	29,798,676	TOTAL DE LA PROVINCE
NORTH-WEST TERR. / TERR. DU NORD-OUEST FROBISHER BAY	MISC. FOOD PREP. NES		625	625	DIV. PREP. ALIM. NDA
	NON-ALCOHOLIC BEVERAGE		244	244	BOISSONS NON-ALCOOLIQ.
	ALE, BEER, STOUT, PORTER		105	105	ALE, BIÈRE, STOUT, PORTER
	DIST. ALCOHOLIC BEV.		356	356	BOISS. ALCOOL. DIST.
	BOLTS, ROUND TIMBER		36	36	BILLOTS, BOIS ROND
	WASTE AND SCRAP NES	13	13	13	DECHETS ET REBUTS NDA
	LUMBER AND TIMBER		348	348	BOIS D'OEUVRE ET CHARP.
	PAPER NES		44	44	PAPIER NDA
	BLDG. PAPER AND BOARD		897	897	PLAQ. CONSTR., PAP/CART.
	TEXTILE FAB. MTL NES		20	20	OUVR. EN MAT. TEXT. NDA
	CHEM. SPECIALTIES NES		37	37	PROD. CHIM. SPECIAUX NDA
	GASOLINE		75	75	ESSENCE
	FUEL OIL		76	76	MAZOUT
	LUBRICATING OIL, GREASE	13	33	46	HUILE, GRAISSE LUBRIF.
	ASPHALTS, ROAD OILS		86	86	ASPHALTE, BITUME LIQ.
	PETROL. COAL PROD. NES		90	90	DERIVE PETR. CHARB. NDA
	STRUCTURAL SHAPES		52	52	PROFILES DE CONSTRUCT.
	METAL FAB. BASIC PROD.	9	93	102	OUVR. DE BASE EN METAL
	CEMENT		865	865	CIMENT
	NON-MET. MIN. BASIC PROD		20	20	PROD. MIN. NON-MET. BASE
	MACHINERY NES	10	54	64	MACHINES NDA
	PASS. AUTOS AND CHASSIS		25	25	VOITURES PART., CHASSIS
	MOTOR VEHICLE ENGINES	2	2	2	MOTEURS DE VEH. AUTOM.
	ROAD MOTOR VEH. NES	2	62	64	VEH. AUTOM. ROUTIERS NDA
	SHIPS, AIRCRAFT, MIS. VEH		23	23	NAVIRES, AVIONS, VEH. DIV
	EQUIPMENT MISC.		73	73	MATERIEL DIVERS
	PERSONAL, HSEHOLD GOODS	4	15	19	ART. PERS. ET MENAGERS
	CONTAINERS, CLOSURES	106	26	132	CONTENEURS, FERMETURES
	MISC. END PRODUCTS NES		71	71	PRODUITS FINIS DIV. NDA
	PORT TOTAL	159 *	4,451 *	4,610 *	TOTAL DU PORT
WT-NES/TNO-NDA	WHEAT FLOUR		12	12	FARINE DE BLE
	FROZEN FRUITS, BERRIES		5	5	FRUITS, BAIES CONGELES
	VEGETABLES, FROZEN		4	4	LEGUMES, CONGELES
	MISC. FOOD PREP. NES		2,265	2,265	DIV. PREP. ALIM. NDA
	NON-ALCOHOLIC BEVERAGE		402	402	BOISSONS NON-ALCOOLIQ.
	ALE, BEER, STOUT, PORTER		123	123	ALE, BIÈRE, STOUT, PORTER
	CIGARETTES		3	3	CIGARETTES
	RAW HIDES AND SKINS	11	11	11	PEAUX ET CUIRS BRUT
	BOLTS, ROUND TIMBER		37	37	BILLOTS, BOIS ROND
	CRUDE WOOD MTL. NES		38	38	MATIERES BOIS BRUT NDA
	BENTONITE		776	776	BENTONITE
	STONE, CRUDE NES	2	15	17	PIERRE BRUTE NDA
	WATER AND ICE	1	1	1	EAU ET GLACE
	BARYTES, NATURAL		2,545	2,545	BARYTINE NATURELLE
	WASTE AND SCRAP NES		48	48	DECHETS ET REBUTS NDA
	FURS, DRESSED	3	3	3	FOURRURES APPRETES
	LUMBER AND TIMBER		760	760	BOIS D'OEUVRE ET CHARP.
	SHINGLES AND SHAKES		8	8	BARDEAUX, BARD. FACADE
	VENEER, PLYWOOD		91	91	PLACAGES, CONTRE-PLAQ.
	WOOD FAB. MATERIALS		57	57	DEMI-PRODUITS EN BOIS
	PAPER NES		3	3	PAPIER NDA
	BLDG. PAPER AND BOARD	4	3,058	3,062	PLAQ. CONSTR., PAP/CART.
	CORDAGE, TWINE, ROPE		10	10	CORDAGE, FICELLE, CORDE
	TEXTILE FAB. MTL NES		18	18	OUVR. EN MAT. TEXT. NDA
	VEG. OILS, FATS NES		23	23	HUIL. MAT. GRAS. VEG. NDA
	INORGANIC CHEMS. NES		425	425	PROD. CHIM. INORG. NDA
	ORGANIC CHEMICALS NES		4	4	PROD. CHIM. ORG. NDA
	PLASTIC MATERIALS		38	38	MATIERES PLASTIQUES
	DYESTUFF, PIGMENT, PAINT		2	2	MAT. COLDR. PIG. PEINTURE
	CHEM. SPECIALTIES NES		51	51	PROD. CHIM. SPECIAUX NDA
	GASOLINE	4	8,782	8,786	ESSENCE
	FUEL OIL	2,162	54,373	56,535	MAZOUT
	LUBRICATING OIL, GREASE		1,299	1,299	HUILE, GRAISSE LUBRIF.
	PETROL. COAL PROD. NES		1,132	1,132	DERIVE PETR. CHARB. NDA
	PRIMARY IRON, STEEL NES		80	80	FER, ACIER PRIMAIR. NDA
	BARNS AND RODS, STEEL		13	13	BARRES ET TIGES ACIER
	PLATE & SHEET STEEL		20	20	TOLES, FEUILLES D'ACIER
	STRUCTURAL SHAPES		309	309	PROFILES DE CONSTRUCT.
	PIPES, TUBES: IRON, STEEL		435	435	TUYAUX, TUBES: FER, ACIER
	WIRE		40	40	FIL METALLIQUE
	METAL FAB. BASIC PROD.	1	503	504	OUVR. DE BASE EN METAL
	GLASS BASIC PRODUCTS		8	8	OUVR. DE BASE EN VERRE
	CEMENT		3,713	3,713	CIMENT
	CEMENT BASIC PROD.		35	35	OUVR. DE BASE CIMENT
	NON-MET. MIN. BASIC PROD		15	15	PROD. MIN. NON-MET. BASE

TABLE 11. CARGOES HANDLED AT CANADIAN PORTS IN COASTWISE SHIPPING.

TABLEAU 11. MARCHANDISES MANUTENTIONNEES DANS LES PORTS CANADIENS, EN CABOTAGE NATIONAL.

PORT PORT	COMMODITY	TONS LOADED TONNES CHARGEES	TONS UNLOADED TONNES DECHARGEES	TOTAL TOTAL	MARCHANDISES
NWT-NES/TNO-NDA (CONTD. - SUITE)	TRACTORS		132	132	TRACTEURS
	MACHINERY NES	497	1,280	1,777	MACHINES NDA
	PASS. AUTOS AND CHASSIS	2	46	48	VOITURES PART., CHASSIS
	BUSES AND CHASSIS		8	8	AUTOBUS ET CHASSIS
	TRUCKS AND CHASSIS		115	115	CAMIONS ET CHASSIS
	MOTOR VEHICLE ENGINES		5	5	MOTEURS DE VEH. AUTOM.
	ROAD MOTOR VEH. NES	31	789	820	VEH. AUTOM. ROUTIERS NDA
	SHIPS, AIRCRAFT, MIS. VEH		26	26	NAVIRES, AVIONS, VEH. DIV
	RUBBER TIRES AND TUBES		10	10	PNEUS, CHAMBRES A AIR
	EQUIPMENT MISC.		3,031	3,031	MATERIEL DIVERS
	PERSONAL, HSEHOLD GOODS	4	100	104	ART. PERS. ET MENAGERS
	CONTAINERS, CLOSURES	450		450	CONTENEURS, FERMETURES
	MISC. END PRODUCTS NES	12	1,017	1,029	PRODUITS FINIS DIV. NDA
	GENERAL CARGO		423	423	MARCHANDISES DIVERSES
	PORT TOTAL	3,184 *	88,560 *	91,744 *	TOTAL DU PORT
	PROVINCE TOTAL	3,343	93,011	96,354	TOTAL DE LA PROVINCE
	TOTAL - CANADA	60,973,294	60,973,294	121,946,588	TOTAL - CANADA
	SUMMARY				SOMMAIRE
	NEWFOUNDLAND	1,281,453	3,011,066	4,292,519	TERRE NEUVE
	PR. EDWARD ISLAND	100,931	634,761	735,692	ILE DU PR. EDOUARD
NOVA SCOTIA	5,094,370	2,485,738	7,580,108	NOUVELLE-ECOSSE	
NEW BRUNSWICK	2,118,624	1,112,624	3,231,248	NOUVEAU-BRUNSWICK	
QUEBEC	13,008,570	20,641,502	33,650,072	QUEBEC	
ONTARIO	24,444,036	18,105,929	42,549,965	ONTARIO	
MANITOBA	5,433	6,521	11,954	MANITOBA	
BRITISH COLUMBIA	14,916,534	14,882,142	29,798,676	COLOMBIE-BRITANNIQUE	
NORTH-WEST TERR.	3,343	93,011	96,354	TERR. DU NORD-OUEST	
TOTAL - CANADA	60,973,294	60,973,294	121,946,588	TOTAL - CANADA	



TABLE 12. CARGOES LOADED AT CANADIAN PORTS IN COASTWISE SHIPPING, BY COMMODITY AND GEOGRAPHIC AREA.

TABLEAU 12. MARCHANDISES CHARGÉES DANS LES PORTS CANADIENS EN CABOTAGE NATIONAL, PAR MARCHANDISE ET RÉGION GÉOGRAPHIQUE.

COMMODITY	ATLANTIC ATLANTIQUE	GREAT LAKES GRANDS LACS	PACIFIC PACIFIQUE	TOTAL TOTAL	MARCHANDISES
CATTLE	1,109			1,109	BOVINS
LIVE ANIMALS, NES	379			379	ANIMAUX VIVANTS, NDA
MEAT, FRESH OR FROZEN	31,056		600	31,656	VIANDE, FRAICHE / CONG.
MEAT, CURED	413			413	VIANDE FUMÉE OU SALÉE
MEAT AND MEAT PREP. NES	2,334	1,765		4,099	VIANDES ET PREP. NDA
FISH, FRESH OR FROZEN	8,668		2,169	10,837	POISSON, FRAIS OU CONG.
FISH, SALTED OR CURED	1,244			1,244	POISSON, SALE OU FUME
FISH, CANNED	3,265		31	3,296	POISSON EN BOITES
LOBSTER	177			177	HOMARD
SHELL FISH, NES	186		1,365	1,551	MOLLUSQUES CRUST., NDA
BUTTER	1,099			1,099	BEURRE
CHEESE	589			589	FROMAGE
MILK POWDER	714			714	LAIT EN POUDRE
DAIRY PROD. EGGS, HONEY	14,246	3,038	8	17,292	PROD. LAIT., OEUFS, MIEL
BARLEY	5,728	2,396,965		2,402,693	ORGE
CORN	25	52,462		52,487	MAIS
OATS	2,333	354,052		356,385	AVOINE
RYE		51,782		51,782	SEIGLE
WHEAT	77,962	8,992,905		9,070,867	BLE
CEREALS UNMILLED, NES	761			761	CEREALES NON MOUL., NDA
CORN MEAL AND FLOUR	629			629	SEMOLLE, FARINE DE MAIS
MALT AND MALT FLOUR	912	45,120		46,040	MALT ET FARINE DE MALT
WHEAT FLOUR	22,126			22,126	FARINE DE BLE
CEREALS MILLED, NES	3,548			3,548	CEREALES MOULUES, NDA
BAKERY PROD. INC. FROZEN	1,150			1,150	PROD. BOUL., PROD. CONG.
MACARONI, CEREAL PROD.	3,828		35	3,863	PATES ALIM. PROD. CEREAL
APPLES	626			626	POMMES
FRESH FRUITS, BERRIES	6,672		21	6,693	FRUITS, BAIES FRAIS
FROZEN FRUITS, BERRIES	460			460	FRUITS, BAIES CONGÉLÉS
DRIED FRUITS	175			175	FRUITS SECS
FRUIT JUICES	1,639	1,159		2,798	JUS DE FRUIT
FRUIT, PRES. NOT CANNED	449			449	CONS. FRUITS NON BOITE
FRUITS, PREP. CANNED	7,807	2,520		10,327	FRUITS PREP. EN BOITE
NUTS, EXC. OIL NUTS NES	16			16	NOIX, SAUF OLEAG. NDA
POTATOES	35,369			35,369	POMMES DE TERRE
VEGETABLES, FRESH	10,802		549	11,351	LEGUMES, FRAIS
VEGETABLES, FROZEN	1,209		67	1,276	LEGUMES, CONGÉLÉS
VEGETABLES, DRIED	577	1,117		1,694	LEGUMES, SECS
VEGETABLE PREP. NES	12,536	3,225	159	15,920	PREP. DE LEGUMES NDA
RAW SUGAR	23,054			23,054	SUCRE BRUT
SUGAR, NES	17,315			17,315	SUCRE, NDA
MOLASSES, REFINED	1,185			1,185	MELASSE, RAFFINÉE
SYRUP	144			144	SIROP
SUGAR PREPARATIONS	2,662			2,662	PREP. A BASE DE SUCRE
COFFEE	13			13	CAFÉ
TEA	201	17		218	THÉ
SPICES	20			20	ÉPICES
MARGARINE	2,253			2,253	MARGARINE
SHORTENING	338			338	GRAISSE CULINAIRE
LARD	199			199	SAINDOUX
SAUSAGE SKINS, CASINGS			23	23	BOYAUX A SAUCISSES
MISC. FOOD PREP. NES	87,084	62,523	24,006	173,613	DIV. PREP. ALIM. NDA
HAY, FORAGE, STRAW	4,788			4,788	FOIN, FOURRAGE, PAILLE
HULLS, SCREENINGS, CHAFF	125	89,249		89,374	ÉCULURES, CRIBLURES, BAL
BRAN, SHORTS, MIDDINGS	321	742		1,063	SON, ISSUES DE CEREALES
GROUND CEREALS NES	12,800	400	19	13,219	CEREALES MOULUES NDA
BREWERS GRAINS	150			150	GRAINS DE BRASSERIE
FEEDS, VEGETABLE ORIGIN	98			98	PROD. D'ORIGINE VÉGÉTALE
FEEDS OF ANIMAL ORIGIN	14,922			14,922	PROD. D'ORIGINE ANIMALE
CONC. COMPLETE FEEDS	994	1,466	8	2,468	CONC., PROD. COMPLÈTES
NON-ALCOHOLIC BEVERAGE	2,583		8	2,591	BOISSONS NON-ALCOOLIQ.
ALE, BEER, STOUT, PORTER	2,968		5,367	8,335	ALE, BIÈRE, STOUT, PORTER
WINES	567	1,701		2,268	VINS
DIST. ALCOHOLIC BEV.	4,177	4,100	1,259	9,536	BOISS. ALCOOL. DIST.
CIGARETTES	76			76	CIGARETTES
TOBACCO NES	10			10	TABACS NDA
RAW HIDES AND SKINS	69			69	PEAUX ET CUIRS BRUT
CRUDE ANIMAL PROD. NES	132			132	PR. BRUTS ORIG. ANIM. NDA
SEEDS FOR SOWING NES	27		21	48	GRAINES DE SÉMENCE NDA
FLAXSEED		66,960		66,960	GRAINE DE LIN
RAPESEED	2	29,516		29,518	GRAINE DE COLZA
SOYA BEANS	30	46,144		46,174	GRAINE DE SOYA
NURSERY, GREENHOUSE STOCK	81		23	104	PROD. PÉPINIÈRE, SERRE
RUBBER, ALLIED GUMS, NAT	41			41	CAOUTCHOUC GOMMES NAT.
CRUDE VEG. PROD. NES	185		3	188	PR. BRUTS ORIG. VÉG. NDA
LOGS			5,957,147	5,957,147	BILLES
BOLTS, ROUND TIMBER	1,653		123	1,776	BILLOTS, BOIS ROUNDS
PULPMOOD	1,071,185		1,630,163	2,701,348	BOIS A PATE

TABLE 12. CARGES LOADED AT CANADIAN PORTS IN COASTWISE SHIPPING, BY COMMODITY AND GEOGRAPHIC AREA.

TABLEAU 12. MARCHANDISES CHARGÉES DANS LES PORTS CANADIENS EN CABOTAGE NATIONAL, PAR MARCHANDISE ET RÉGION GÉOGRAPHIQUE.

COMMODITY	ATLANTIC ATLANTIQUE	GREAT LAKES GRANDS LACS	PACIFIC PACIFIQUE	TOTAL TOTAL	MARCHANDISES
CRUDE WOOD MTLs. NES	173		1,800	1,973	MATIERES BOIS BRUT NDA
WOOL AND ANIMAL HAIR	87			87	LAINES, POILS D'ANIMAL
COPPER ORE AND CONC.	32,138			32,138	MINÉRAI, CONC. CUIVRE
IRON ORE AND CONC	3,823,009	3,433,286		7,256,295	MINÉRAI, CONC. DE FER
MANGANESE ORE	113,867			113,867	MINÉRAI DE MANGANESE
TITANIUM ORE	2,196,772		15	2,196,787	MINÉRAI DE TITANE
ZINC ORE AND CONC.		16,446	6,116	22,562	MINÉRAI, CONC. DE ZINC
ORES AND CONC. NES	540		308	848	MINÉRAIS ET CONC. NDA
IRON AND STEEL SCRAP	5,548		1,695	7,243	DECHETS DE FER, D'ACIER
NON-FERROUS MET. SCRAP	1,071			1,071	DECHETS METAL. NON FER.
SLAG, CROSS-BY-PRODUCTS	4,084	12,003	5,035	21,122	POUS. GUEUL. SCGR. PROD.
COAL, BITUMINOUS	4,122	6,682	4	10,806	CHARBON BITUMINEUX
CRUDE PETROLEUM		682,463	34,392	716,855	PETROLE BRUT
NATURAL GAS	128			126	GAZ NATUREL
ASBESTOS	40	224		264	AMIANTE
BENTONITE	1,551	5		1,556	BENTONITE
CHINA CLAY		17		17	KAOLIN
DOLOMITE	50	11,835		11,885	DOLOMITE
CLAY MATERIALS NES	6,754		206	6,960	MATIERES ARGIL. NDA
SAND AND GRAVEL	1,515	28,440	3,050,597	3,080,552	SABLE ET GRAVIERS
LIMESTONE	10,188	2,338,846	340,617	2,689,651	PIERRE CALCAIRE
CRUSHED STONE	126			126	PIERRE CONCASSÉE
STONE, CRUDE NES	74	285,496	6,750	292,320	PIERRE BRUTE NDA
WATER AND ICE	25			25	EAU ET GLACE
BARYTES, NATURAL	10,940			10,940	BARYTINE NATURELLE
FLUORSPAR	164,318			164,318	SPATH FLUOR
GYPSUM	646,440			646,440	GYPSE
PHOSPHATE ROCK	5,143			5,143	ROCHE PHOSPHATÉE
SALT	334,942	1,334,265	16,288	1,685,495	SEL
SULPHUR IN ORES	25		16,724	16,749	SOUFRE EN MINÉRAI
CRUDE NON-MET. MIN. NES	52		58	110	MIN. NON-MET. BRUTS NDA
COTTON, TEXTILE WASTE	2			2	DECHETS DE COTON, TEXT.
HOGGED FUEL, WOOD			206,574	206,574	BOIS DE CHAUFFAGE
WASTE AND SCRAP NES	10,162	5,359	158,220	173,741	DECHETS ET REBUTS NDA
LEATHER	20			20	CUIR
FURS, DRESSED	3			3	FOURRURES APPRÊTÉES
RUBBER FAB. MATERIALS	8,054		26	8,080	DEMI-PROD. CAOUTCHOUC
LUMBER AND TIMBER	68,451	5,425	782,396	856,272	BOIS D'OEUVRE ET CHARP.
FLOORING	133			133	LAMES POUR PARQUET
RAILWAY TIES	7,393		4	7,397	TRAVERSES DE CH. FER
SHINGLES AND SHAKES	1,843		9	1,852	BARDEAUX, BARDE. FACADE
SAWMILL PRODUCTS NES	15			15	SCIAGES NDA
VENEER, PLYWOOD	17,950		596	18,546	PLACAGES, CONTRE-PLAQ.
COOPERAGE STOCK	56		43	99	DEMI-PROD. FONNELLERIE
WOOD FAB. MATERIALS	2,136		25	2,161	DEMI-PRODUITS EN BOIS
PULP	3,683		184,476	188,159	PÂTE
NEWSPRINT PAPER	3,555	6,589	307,503	317,647	PAPIER JOURNAL
PAPER NES	52,910	802	4,278	57,990	PAPIER NDA
PAPERBOARD	15,786	55,883	1,632	73,301	CARTON
BLDG. PAPER AND BOARD	72,162		103,917	176,079	PLAQ. CONSTR., PAP/CART.
WET MACHINE BOARD	3			3	CARTON EN PÂTE PRESSE
CORDAGE, TWINE, ROPE	972		11	983	CORDAGE, FICELLE, CORDE
JUTE WOVEN FABRICS	25			25	TISSUS DE JUTE
TEXTILE FAB. MTL NES	8,920		61	8,981	OUVR. EN MAT. TEXT. NDA
FISH, MARINE ANIMAL OIL	4,276			4,276	HUIL. DE POISSON, AN. MAR
VEG. OILS, FATS NES	2,607			2,607	HUIL. MAT. GRAS. VEG. NDA
OILS, FATS, WAXES NES	650		38	688	HUIL. MAT. GRAS. CIRE NDA
SULPHURIC ACID	25		516	541	ACIDE SULFURIQUE
METALLIC SALTS	18,167	153,613	36,527	208,307	SELS METALLIQUES
INORGANIC CHEMS. NES	118,189	183,759	272,626	574,574	PROD. CHIM. INORG. NDA
GLYCOL	37	2,990		3,027	GLYCOL
ORGANIC CHEMICALS NES	20,945		16,588	37,533	PROD. CHIM. ORGAN. NDA
EXPLOS., FUSES, CAPS	10,737		491	11,228	EXPLOS., AMORGES, DET.
FERTILIZERS NES	29,869		3,305	33,174	ENGRAIS CHIMIQUE NDA
AGRICULTURAL CHEMICALS	146			146	PROD. CHIM. AGRICOLES
SYNTHETIC RUBBER	452	123		575	CAOUTCHOUC SYNTHÉTIQUE
PLASTIC MATERIALS	1,042			1,042	MATIERES PLASTIQUES
DYESTUFF, PIGMENT, PAINT	3,995		1,738	5,733	MAT. COLOR. PIG. PEINTURE
CHEM. SPECIALTIES NES	11,921	6,882	25	18,828	PROD. CHIM. SPÉCIAUX NDA
GASOLINE	2,667,900	1,084,065	326,184	4,078,149	ESSENCE
FUEL OIL	8,474,289	1,726,973	876,729	11,077,991	MAZOUT
LUBRICATING OIL, GREASE	171,329	11,142	7,369	189,840	HUIL. GRAISSE LUBRIF.
COKE	30,041	43,436		73,477	COKE
ASPHALTS, ROAD OILS	35,489		3,530	39,019	ASPHALTE, BITUME LIQ.
COAL TAR, PITCH	98			98	GOUDRON, BRAI DE BOUIL.
PETROL. COAL PRDD. NES	144,441	56,968	7,159	208,568	DÉRIVE PETR. CHARB. NDA
FERRO-ALLOYS	2,198	279		2,477	FERRO-ALLIAGES
PIG IRON	13,099	4,834		17,933	FER EN GUEUSE

TABLE 12. CARGES LOADED AT CANADIAN PORTS IN COASTWISE SHIPPING, BY COMMODITY AND GEOGRAPHIC AREA.

TABLÉAU 12. MARCHANDISES CHARGÉES DANS LES PORTS CANADIENS EN CABOTAGE NATIONAL, PAR MARCHANDISE ET RÉGION GÉOGRAPHIQUE.

COMMODITY	ATLANTIC ATLANTIQUE	GREAT LAKES GRANDS LACS	PACIFIC PACIFIQUE	TOTAL TOTAL	MARCHANDISES
PRIMARY IRON, STEEL NES	5,934	10,383	80	16,397	FER, ACIER PRIMAIR, NOA
CASTINGS, FORGINGS	18,666	23,825	8,460	50,951	MUUL, PIÉGES FORGÉES
BAR AND RODS, STEEL	6,514	20,291	385	27,190	BARRÉS ET TIGES ACIER
PLATE & SHEET STEEL	23,630	262,237	3,067	288,934	TOLES, FEUILLES DACIER
STRUCTURAL SHAPES	56,530	14,687	4,318	75,535	PROFILES DE CONSTRUCT.
RAILS & TRACK MATERIAL	4,741	661		5,402	RAILS, MAT. VOIE FERREÉ
PIPES, TUBES: IRON, STEEL	15,569	1,360	1,663	18,592	TUYAUX, TUBES: FER, ACIER
WIRE	2,446	231	4,440	7,117	FIL MÉTALLIQUE
ALUMINUM	34,285		954	35,239	ALUMINIUM
COPPER AND ALLOYS	38			38	CUIVRE ET ALLIAGES
LEAD AND ALLOYS	80			80	PLUMB ET ALLIAGES
NICKEL AND ALLOYS		606		606	NICKEL ET ALLIAGES
ZINC AND ALLOYS	8,474		1,069	9,543	ZINC ET ALLIAGES
METAL FAB. BASIC PROD.	23,264	3,246	14,079	40,589	OUVR. DE BASE EN METAL
BUILDING BRICK, CLAY	4,399	857		5,256	BRIQ. A BATIR ARGILE
DRAIN TILES, PIPES	324			324	TUILES TUY. DE DRAINAGE
BRICKS, TILES NES	351		1,628	1,979	BRIQUES, TUILES NDA
GLASS BASIC PRODUCTS	627		2,286	2,913	OUVR. DE BASE EN VERRE
ASBESTOS BASIC PROD.	468			468	OUVR. DE BASE AMIANTE
CEMENT	129,702	362,440	341,432	833,574	CIMENT
CEMENT BASIC PROD.	2,853		39,950	42,803	OUVR. DE BASE CIMENT
LIME	4,311		3,475	7,786	CHAUX
NON-MET. MIN. BASIC PROD.	10,722	1,538	897	13,157	PROD. MIN. NON-MET. BASE
MISC. FABRICATED PROD.	565	118		683	OUVRAGES DIVERS
TRACTORS	3,238		153	3,391	TRACTEURS
MACHINERY NES	71,321	582	52,298	124,201	MACHINES NOA
RAILWAY ROLLING STOCK	12,987		676	13,663	MAT. ROUL. DE CH. DE FER
PASS. AUTOS AND CHASSIS	41,429	245	235	41,909	VOITURES PART., CHASSIS
BUSES AND CHASSIS	102			102	AUTOBUS ET CHASSIS
TRUCKS AND CHASSIS	1,278	3	157	1,438	CAMIONS ET CHASSIS
MOTOR VEHICLE ENGINES	1,393	8	160	1,561	MOTEURS DE VEH. AUTOM.
ROAD MOTOR VEH. NES	11,812	86	992	12,890	VEH. AUTOM. ROUTIERS NOA
SHIPS, AIRCRAFT, MIS. VEH	710		228	938	NAVIRES, AVIONS, VEH. DIV
RUBBER TIRES AND TUBES	1,458	2	29	1,489	PNEUS, CHAMBRES A AIR
EQUIPMENT MISC.	28,446	86	3,365	31,897	MATERIEL DIVERS
PERSONAL, HOUSEHOLD GOODS	16,103	9,127	1,398	26,628	ART. PERS. ET MENAGERS
FIREARMS, AMMUNITION	3		55	58	ARMES A FEU, MUNITIONS
CONTAINERS, CLOSURES	34,005	672	3,310	37,987	CONTENEURS, FERMETURES
MISC. END PRODUCTS NES	6,882	542	4,762	12,186	PRODUITS FINIS DIV. NDA
GENERAL CARGO	111,896	22,137	14,158	148,191	MARCHANDISES DIVERSES
GRAND TOTAL	21,612,724 *	24,444,036 *	14,916,534 *	60,973,294 *	TOTAL GLOBAL

TABLE 13. CARGOES UNLOADED AT CANADIAN PORTS IN COASTWISE SHIPPING, BY COMMODITY AND GEOGRAPHIC AREA.

TABLEAU 13. MARCHANDISES DECHARGEES DANS LES PORTS CANADIENS EN CABOTAGE NATIONAL, PAR MARCHANDISE ET REGION GEOGRAPHIQUE.

COMMODITY	ATLANTIC ATLANTIQUE	GREAT LAKES GRANDS LACS	PACIFIC PACIFIQUE	TOTAL TOTAL	MARCHANDISES
CATTLE	1,109			1,109	BOVINS
LIVE ANIMALS, NES	379			379	ANIMAUX VIVANTS, NDA
MEAT, FRESH OR FROZEN	31,056		600	31,656	VIANDE, FRAICHE / CONG.
MEAT, CURED	413			413	VIANDE FUMEE OU SALEE
MEAT AND MEAT PREP. NES	2,334	1,765		4,099	VIANDES ET PREP. NDA
FISH, FRESH OR FROZEN	8,668		2,169	10,837	POISSON, FRAIS OU CONG.
FISH, SALTED OR CURED	1,244			1,244	POISSON, SALE OU FUME
FISH, CANNED	3,265		31	3,296	POISSON EN BOITES
LOBSTER	177			177	HOMARD
SHELL FISH, NES	186		1,365	1,551	MOLLUSQUES CRUST., NDA
BUTTER	1,099			1,099	BEURRE
CHEESE	589			589	FROMAGE
MILK POWDER	714			714	LAIT EN POUORE
DAIRY PROD. EGGS, HONEY	14,246	3,038	8	17,292	PROD. LAIT., OEUFs, MIEL
BARLEY	2,092,877	309,816		2,402,693	ORGE
CORN	10,587	41,900		52,487	MAIS
OATS	174,476	181,909		356,385	AVOINE
RYE	30,394	21,388		51,782	SEIGLE
WHEAT	7,477,458	1,593,409		9,070,867	BLE
CEREALS UNMILLED, NES	761			761	CEREALES NON MOUL., NDA
CORN MEAL AND FLOUR	629			629	SEMIOULE, FARINE DE MAIS
MALT AND MALT FLOUR	26,770	19,270		46,040	MALT ET FARINE DE MALT
WHEAT FLOUR	21,540	586		22,126	FARINE DE BLE
CEREALS MILLED, NES	3,548			3,548	CEREALES MOULUES, NDA
BAKERY PROD. INC. FROZEN	1,150			1,150	PROD. BOUL., PROD. CONG.
MACARONI, CEREAL PROD.	3,828		35	3,863	PATES ALIM. PROD. CEREAL
APPLES	626			626	POMMES
FRESH FRUITS, BERRIES	6,672		21	6,693	FRUITS, BAIES FRAIS
FROZEN FRUITS, BERRIES	460			460	FRUITS, BAIES CONGEELES
DRIED FRUITS	175			175	FRUITS SECS
FRUIT JUICES	1,639	1,159		2,798	JUS DE FRUIT
FRUIT, PRES. NOT CANNED	449			449	CONS. FRUITS NON MOUL.
FRUITS, PREP. CANNED	7,807	2,520		10,327	FRUITS PREP. EN BOITE
NUTS, EXC. OIL NUTS NES	16			16	NOIX, SAUF OLEAG. NDA
POTATOES	35,369			35,369	POMMES DE TERRE
VEGETABLES, FRESH	10,802		549	11,351	LEGUMES, FRAIS
VEGETABLES, FROZEN	1,209		67	1,276	LEGUMES, CONGEELES
VEGETABLES, DRIED	577	1,117		1,694	LEGUMES, SECS
VEGETABLE PREP. NES	12,536	3,225	159	15,920	PREP. DE LEGUMES NDA
RAW SUGAR		23,054		23,054	SUCRE BRUT
SUGAR, NES	17,315			17,315	SUCRE, NDA
MOLASSES, REFINED	1,185			1,185	MELASSE, RAFFINEE
SYRUP	144			144	SIROP
SUGAR PREPARATIONS	2,662			2,662	PREP. A BASE DE SUCRE
COFFEE	13			13	CAFE
TEA	218			218	THE
SPICES	20			20	EPICES
MARGARINE	2,253			2,253	MARGARINE
SHORTENING	338			338	GRAISSE CULINAIRE
LARD	199			199	SAINDOUX
SAUSAGE SKINS, CASINGS			23	23	BOYAUX A SAUCISSES
MISC. FOOD PREP. NES	90,849	58,758	24,006	173,613	DIV. PREP. ALIM. NDA
HAY, FORAGE, STRAW	4,788			4,788	FOIN, FOURRAGE, PAILLE
HULLS, SCREENINGS, CHAFF	3,663	85,711		89,374	ECCLURES, CRIBLURES, BAL
BRAN, SHORTS, MIDDINGS	1,063			1,063	SON, ISSUES DE CEREALES
GROUND CEREALS NES	13,200		19	13,219	CEREALES MOULUES NDA
BREWERS GRAINS	150			150	GRAINS DE BRASSERIE
FEEDS, VEGETABLE ORIGIN	98			98	PROV. D'ORIGINE VEGETALE
FEEDS OF ANIMAL ORIGIN	14,922			14,922	PROV. D'ORIGINE ANIMALE
CONC. COMPLETE FEEDS	1,987	473	8	2,468	CONC., PROV. COMPLETES
NON-ALCOHOLIC BEVERAGE	2,583		8	2,591	BOISSONS NON-ALCOOLIQ.
ALE, BEER, STOUT, PORTER	2,968		5,367	8,335	ALE, BIERE, STOUT, PORTER
WINES	494	1,774		2,268	VINS
DIST. ALCOHOLIC BEV.	3,034	5,243	1,259	9,536	BOISS. ALCOOL. DIST.
CIGARETTES	76			76	CIGARETTES
TOBACCO NES	10			10	TABACS NDA
RAW HIDES AND SKINS	69			69	PEAUX ET CUIRS BRUT
CRUDE ANIMAL PROD. NES	132			132	PR. BRUTS DRIG. ANIM. NDA
SEEDS FOR SOWING NES	27		21	48	GRAINES DE SEMENCE NDA
FLAXSEED	43,208	23,752		66,960	GRAINE DE LIN
RAPESEED	29,518			29,518	GRAINE DE COLZA
SOYA BEANS	24,949	21,225		46,174	GRAINE DE SOYA
NURSERY, GREENHSE STOCK	81		23	104	PROD. PEPINIERE, SERRE
RUBBER, ALLIED GUMS, NAT	41			41	CAOUTCHOUC GOMMES NAT.
CRUDE VEG. PROD. NES	168	17	3	188	PR. BRUTS ORIG. VEG. NDA
LOGS			5,957,147	5,957,147	BILLES
BOLTS, ROUND TIMBER	1,653		123	1,776	BILLOTS, BOIS RONDS
PULPWOOD	993,795	77,390	1,630,163	2,701,348	BOIS A PATE

TABLE 13. CARGOES UNLOADED AT CANADIAN PORTS IN QUARTERLY SHIPPING, BY COMMODITY AND GEOGRAPHIC AREA.

TABLEAU 13. MARCHANDISES DECHARGÉES DANS LES PORTS CANADIENS EN CABOTAGE NATIONAL, PAR MARCHANDISE ET RÉGION GÉOGRAPHIQUE.

COMMODITY	ATLANTIC ATLANTIQUE	GREAT LAKES GRANDS LACS	PACIFIC PACIFIQUE	TOTAL TOTAL	MARCHANDISES
CRUDE WOOD MTL. NES	173		1,800	1,973	MATIERES BOIS BRUT NDA
WOOL AND ANIMAL HAIR	87			87	LAIN, POILS DANIMAL
COPPER ORE AND CONC.	32,138			32,138	MINERAI, CONC. CUIVRE
IRON ORE AND CONC	1,032,488	6,223,807		7,256,295	MINERAI, CONC. DE FER
MANGANESE ORE	67,000	46,867		113,867	MINERAI DE MANGANESE
TITANIUM ORE	2,196,772		15	2,196,787	MINERAI DE TITANE
ZINC ORE AND CONC.	16,446		6,116	22,562	MINERAI, CONC. DE ZINC
ORES AND CONC. NES		540	308	848	MINERAIS ET CONC. NDA
IRON AND STEEL SCRAP	5,548		1,695	7,243	DECHETS DE FER, DACIER
NON-FERROUS MET. SCRAP	1,071			1,071	DECHETS METAL. NON FER.
SLAG, DRSS, BY-PRODUCTS	4,084	12,003	5,035	21,122	POUS. GUEUL. SCOR. PROD.
COAL, BITUMINOUS	4,122	6,682	4	10,808	CHARBON BITUMINEUX
CRUDE PETROLEUM	713,718	3,137		716,855	PETROLE BRUT
NATURAL GAS	128			128	GAZ NATUREL
ASBESTOS	40	224		264	AMIANTE
BENTONITE	1,556			1,556	BENTONITE
CHINA CLAY	17			17	KADLIN
DOLOMITE	11,885			11,885	DOLOMITE
CLAY MATERIALS NES	1,254	5,500	206	6,960	MATIERES ARGIL. NDA
SAND AND GRAVEL	1,495	28,460	3,050,597	3,080,552	SABLE ET GRAVIERS
LIMESTONE	10,188	2,338,846	340,617	2,689,651	PIERRE CALCAIRE
CRUSHED STONE	126			126	PIERRE CONCASSEE
STONE, CRUDE NES	53	285,517	6,750	292,320	PIERRE BRUTE NDA
WATER AND ICE	25			25	EAU ET GLACE
BARYTES, NATURAL	10,940			10,940	BARYTINE NATURELLE
FLUORSPAR	150,786	13,532		164,318	SPATH FLUOR
Gypsum	476,794	169,646		646,440	GYPSE
PHOSPHATE ROCK	5,143			5,143	ROCHE PHOSPHATEE
SALT	953,866	715,341	16,288	1,685,495	SEL
SULPHUR IN ORES	25		16,724	16,749	SOUFRE EN MINERAI
CRUDE NON-MET. MIN. NES	52		58	110	MIN. NON-MET. BRUTS NDA
COTTON, TEXTILE WASTE	2			2	DECHETS DE COTON, TEXT.
BORGED FUEL, WOOD			206,574	206,574	BOIS DE CHAUFFAGE
RASTE AND SCRAP NES	10,162	5,359	158,220	173,741	DECHETS ET REBUTS NDA
LEATHER	20			20	CUIR
FURS, DRESSED	3			3	FOURRURES APPRETEES
RUBBER FAB. MATERIALS	8,054		26	8,080	DEMI-PROD. CAOUTCHOUC
LUMBER AND TIMBER	68,451	5,425	782,396	856,272	BOIS OEUVRE ET CHARP.
FLOORING	133			133	LAMES POUR PARQUET
RAILWAY TIES	7,393		4	7,397	TRAVERSES DE CH. FER
SHINGLES AND SHAKES	1,843		9	1,852	BARDEAUX, BARD. FACADE
SAWMILL PRODUCTS NES	15			15	SCIAGES NDA
VEENER, PLYWOOD	17,950		596	18,546	PLACAGES, CONTRE-PLAQ.
COOPERAGE STOCK	56		43	99	DEMI-PROD. TONNELLERIE
WOOD FAB. MATERIALS	2,136		25	2,161	DEMI-PRODUITS EN BOIS
PULP	1,815	1,868	184,476	188,159	PATE
NEWSPRINT PAPER	7,596	2,548	307,503	317,647	PAPIER JOURNAL
PAPER NES	53,712		4,278	57,990	PAPIER NDA
PAPERBOARD	31,239	40,430	1,632	73,301	CARTON
BLOG. PAPER AND BOARD	72,125	37	103,917	176,079	PLAQ. CONSTR., PAP/CART.
WET MACHINE BOARD	3			3	CARTON EN PATE PRESSE
CORDAGE, TWINE, ROPE	34	938	11	983	CORDAGE, FICELLE, CORDE
JUTE WOVEN FABRICS		25		25	TISSUS DE JUTE
TEXTILE FAB. MTL NES	8,920		61	8,981	OVR. EN MAT. TEXT. NDA
FISH, MARINE ANIMAL DIL	4,276			4,276	HUIL. DE PDISSON, AN. MAR
VEG. OILS, FATS NES	2,607			2,607	HUIL. MAT. GRAS. VEG. NDA
OILS, FATS, WAXES NES	650		38	688	HUIL. MAT. GRAS. CIRE NDA
SULPHURIC ACID	25		516	541	ACIDE SULFURIQUE
METALLIC SALTS	81,885	89,895	36,527	208,307	SELS METALLIQUES
INORGANIC CHEMS. NES	180,599	121,349	272,626	574,574	PROD. CHIM. INORG. NDA
GLYCOL	37	2,990		3,027	GLYCOL
ORGANIC CHEMICALS NES	6,173	14,772	16,588	37,533	PROD. CHIM. ORGAN. NDA
EXPLOS., FUSES, CAPS	10,737		491	11,228	EXPLOS., AMORCES, DET.
FERTILIZERS NES	18,748	11,121	3,305	33,174	ENGRAIS CHIMIQUES NDA
AGRICULTURAL CHEMICALS	146			146	PROD. CHIM. AGRICOLES
SYNTHETIC RUBBER	575			575	CAOUTCHOUC SYNTHETIQUE
PLASTIC MATERIALS	1,042			1,042	MATIERES PLASTIQUES
DYESTUFF, PIGMENT, PAINT	3,995		1,738	5,733	MAT. COLOR. PIG. PEINTURE
CHEM. SPECIALTIES NES	10,022	8,781	25	18,828	PROD. CHIM. SPECIALS NDA
GASOLINE	2,516,257	1,235,708	326,184	4,078,149	ESSENCE
FUEL OIL	6,936,268	3,264,994	876,729	11,077,991	MAZOUT
LUBRICATING OIL, GREASE	17,449	165,022	7,369	189,840	HUIL. GRAISSE LUBRIF.
COKE	73,477			73,477	COKE
ASPHALTS, ROAD OILS	35,476	13	3,530	39,019	ASPHALTE, BITUME LIQD.
COAL TAR, PITCH	98			98	GOUDRON, BRAI DE BOUIL.
PETROL. COAL PROD. NES	98,998	102,411	7,159	208,568	DERIVE PETR. CHARB. NDA
FERRO-ALLOYS	89	2,388		2,477	FERRO-ALLIAGES
PIG IRON		17,933		17,933	FER EN GUEUSE

TABLE 13. CARGOES UNLOADED AT CANADIAN PORTS IN COASTWISE SHIPPING, BY COMMODITY AND GEOGRAPHIC AREA.

TABLEAU 13. MARCHANDISES DECHARGEES DANS LES PORTS CANADIENS EN CABOTAGE NATIONAL, PAR MARCHANDISE ET REGION GEOGRAPHIQUE.

COMMODITY	ATLANTIC ATLANTIQUE	GREAT LAKES GRANDS LACS	PACIFIC PACIFIQUE	TOTAL TOTAL	MARCHANDISES
PRIMARY IRON, STEEL NES	13,312	3,005	80	16,397	FER, ACIER PRIMAIRE, NDA
CASTINGS, FORGINGS	42,456	35	8,460	50,951	MOUL, PIECES FORGEES
BARNS AND RODS, STEEL	23,688	3,117	385	27,190	BARRES ET TIGES ACIER
PLATE & SHEET STEEL	38,798	247,069	3,067	288,934	TOLES, FEUILLES D'ACIER
STRUCTURAL SHAPES	56,566	14,651	4,318	75,535	PROFILES DE CONSTRUCT.
RAILS & TRACK MATERIAL	4,741	661		5,402	RAILS, MAT. VOIE FERREE
PIPES, TUBES: IRON, STEEL	15,666	1,263	1,663	18,592	TUYAUX, TUBES: FER, ACIER
WIRE	2,419	258	4,440	7,117	FIL METALLIQUE
ALUMINUM	34,285		954	35,239	ALUMINIUM
COPPER AND ALLOYS	38			38	CUIVRE ET ALLIAGES
LEAD AND ALLOYS	80			80	PLOMB ET ALLIAGES
NICKEL AND ALLOYS		606		606	NICKEL ET ALLIAGES
ZINC AND ALLOYS	4,477	3,997	1,069	9,543	ZINC ET ALLIAGES
METAL FAB. BASIC PROD.	22,064	4,446	14,079	40,589	OUVR. DE BASE EN METAL
BUILDING BRICK, CLAY	3,975	1,281		5,256	BRIQ. A BATIR ARGILE
DRAIN TILES, PIPES	324			324	TUILLES TUY. DE DRAINAGE
BRICKS, TILES NES	351		1,628	1,979	BRIQUES, TUILLES NDA
GLASS BASIC PRODUCTS	627		2,286	2,913	OUVR. DE BASE EN VERRE
ASBESTOS BASIC PROD.	381	87		468	OUVR. DE BASE AMIANTE
CEMENT	124,379	367,763	341,432	833,574	CIMENT
CEMENT BASIC PROD.	2,672	181	39,950	42,803	OUVR. DE BASE CIMENT
LIME	4,311		3,475	7,786	CHAUX
NON-MET. MIN. BASIC PROD.	12,260		897	13,157	PROD. MIN. NON-MET. BASE
MISC. FABRICATED PROD.	683			683	DUVRAGES DIVERS
TRACTORS	3,238		153	3,391	TRACTEURS
MACHINERY NES	71,209	694	52,298	124,201	MACHINES NDA
RAILWAY ROLLING STOCK	12,987		676	13,663	MAT. ROUL. DE CH. DE FER
PASS. AUTOS AND CHASSIS	41,429	245	235	41,909	VOITURES PART., CHASSIS
BUSES AND CHASSIS	102			102	AUTOBUS ET CHASSIS
TRUCKS AND CHASSIS	1,278	3	157	1,438	CAMIONS ET CHASSIS
MOTOR VEHICLE ENGINES	1,393	8	160	1,561	MOTEURS DE VEH. AUTOM.
ROAD MOTOR VEH. NES	11,813	85	992	12,890	VEH. AUTOM. ROUTIERS NDA
SHIPS, AIRCRAFT, MIS. VEH.	710		228	938	NAVIRES, AVIONS, VEH. DIV.
RUBBER TIRES AND TUBES	1,460		29	1,489	PNEUS, CHAMBRES A AIR
EQUIPMENT MISC.	28,332	200	3,365	31,897	MATERIEL DIVERS
PERSONAL, HOUSEHOLD GOODS	16,103	9,127	1,398	26,628	ART. PERS. ET MENAGERES
FIREARMS, AMMUNITION	3		55	58	ARMES A FEU, MUNITIONS
CONTAINERS, CLOSURES	34,017	660	3,310	37,987	CONTENEURS, FERMETURES
MISC. END PRODUCTS NES	6,628	796	4,762	12,186	PRODUITS FINIS DIV. NDA
GENERAL CARGO	110,950	23,083	14,158	148,191	MARCHANDISES DIVERSES
<b>GRAND TOTAL</b>	<b>27,985,223 *</b>	<b>18,105,929 *</b>	<b>14,882,142 *</b>	<b>60,973,294 *</b>	<b>TOTAL GLOBAL</b>

TABLE 14. VESSEL ARRIVALS AND DEPARTURES IN COASTWISE SHIPPING, BY PORT.

TABLEAU 14. ARRIVEES ET DEPARTS DE NAVIRES EN CABOTAGE NATIONAL, PAR PORT.

PROVINCE - PORT	(*)	ARRIVED / ARRIVE		DEPARTED / PARTI		TOTAL / TOTAL	
		NUMBER NOMBRE	NET TONNAGE TONNAGE NET	NUMBER NOMBRE	NET TONNAGE TONNAGE NET	NUMBER NOMBRE	NET TONNAGE TONNAGE NET
<b>NEWFUNDLAND / TERRE-NEUVE</b>							
ARGENTIA	B	76	140,544	63	159,552	139	300,096
	C	99	137,155	95	107,901	194	245,056
		175	277,699	158	267,453	333	545,152
BAIE VERTE	B	8	3,052	37	36,820	45	39,872
	C	31	47,876	1	3,908	32	51,784
		39	50,928	38	40,728	77	91,656
BAY ROBERTS	B	21	18,068	14	11,260	35	29,328
	C	9	8,126	17	13,356	26	21,482
		30	26,194	31	24,616	61	50,810
BELL ISLAND	B			4	11,192	4	11,192
	C	5	12,832			5	12,832
		5	12,832	4	11,192	9	24,024
BOTWOOD	B			23	66,547	23	66,547
	C	24	56,032			24	56,032
		24	56,032	23	66,547	47	122,579
BURIN	B	61	26,148	150	91,043	211	117,191
	C	136	68,516	46	14,447	182	82,963
		197	94,664	196	105,490	393	200,154
CARMANVILLE	B	1	267	2	842	3	1,109
	C	1	575			1	575
		2	842	2	842	4	1,684
CATALINA	B	7	4,851	21	27,062	28	31,913
	C	21	29,202	4	2,194	25	31,396
		28	34,053	25	29,256	53	63,309
CLARENVILLE	B			10	31,490	10	31,490
	C	17	95,200	1	990	18	96,190
		17	95,200	11	32,480	28	127,680
CORNER BASIN	B	36	27,038	63	161,692	99	188,730
	C	164	328,474	94	139,852	258	468,326
		200	355,512	157	301,544	357	657,056
FOUNTINE	B	85	37,702	174	58,879	259	96,581
	C	154	47,962	53	18,113	207	66,075
		239	85,664	227	76,992	466	162,656
GOOSE BAY	B	22	16,346	31	21,308	53	37,654
	C	98	223,203	89	212,975	187	436,178
		120	239,549	120	234,283	240	473,832
GRAND BANK	B	59	25,261	158	63,086	217	88,347
	C	153	50,355	66	21,202	219	71,557
		212	75,616	224	84,288	436	159,904
HARBOUR BRETON	B	184	85,410	354	183,757	538	269,167
	C	236	116,264	67	23,278	303	139,542
		420	201,674	421	207,035	841	408,709
HARBOUR GRACE	B	1	3,023	25	62,893	26	65,916
	C	26	67,718			26	67,718
		27	70,741	25	62,893	52	133,634
HAWKE BAY	B	7	11,947	4	11,377	11	23,324
	C	3	7,748	6	8,318	9	16,066
		10	19,695	10	19,695	20	39,390
HOLYROOD	B	16	42,609	5	15,567	21	58,176
	C	11	52,096	25	122,445	36	174,541
		27	94,705	30	138,012	57	232,717
LEWISPORTE	B	55	27,104	60	122,447	115	149,551
	C	102	153,238	100	44,133	202	197,371
		157	180,342	160	166,580	317	346,922
LITTLE BAY	B	9	4,245	15	6,764	24	11,009
	C	6	2,519			6	2,519
		15	6,764	15	6,764	30	13,528
LONG POND	B	1	634	7	12,159	8	12,793
	C	8	14,319	2	925	10	15,244
		9	14,953	9	13,084	18	28,037
MARYSTOWN	B	96	37,722	201	87,701	297	125,423
	C	142	70,611	48	16,063	210	86,674
		238	108,333	249	103,764	507	212,097

B - BALLAST, C - CARGO / CARGAISON.

TABLE 14. VESSEL ARRIVALS AND DEPARTURES IN COASTWISE SHIPPING, BY PORT.

TABLEAU 14. ARRIVÉES ET DÉPARTS DE NAVIRES EN CAROTAGE NATIONAL, PAR PORT.

PROVINCE - PORT	(*)	ARRIVED / ARRIVE		DEPARTED / PARTI		TOTAL / TOTAL	
		NUMBER NOMBRE	NET TONNAGE TONNAGE NET	NUMBER NOMBRE	NET TONNAGE TONNAGE NET	NUMBER NOMBRE	NET TONNAGE TONNAGE NET
PORT AUX BASQUES	B	135	103,241	197	475,272	332	578,513
	C	1,657	6,278,320	1,283	5,457,135	2,940	11,735,455
		1,792	6,381,561	1,480	5,932,407	3,272	12,313,968
PORT HOPE SIMPSON	B	29	18,613	59	37,050	88	55,663
	C	39	24,215	7	5,196	46	29,411
		68	42,828	66	42,246	134	85,074
LONG HARBOUR	B	11	21,714	10	45,850	21	67,564
	C	6	7,152	16	31,479	22	38,631
		17	28,866	26	77,329	43	106,195
ST. ALBANS	B	203	95,439	234	116,439	437	211,878
	C	105	54,553	75	30,865	180	85,418
		308	149,992	309	147,304	617	297,296
ST. JOHNS	B	74	81,610	222	529,790	296	611,400
	C	434	1,006,302	203	408,439	637	1,414,741
		508	1,087,912	425	938,229	933	2,026,141
ST. LAWRENCE	B	45	59,216	124	39,906	169	99,122
	C	113	37,099	33	57,939	146	95,038
		158	96,315	157	97,845	315	194,160
STEPHENVILLE	B	49	161,089	44	33,428	93	194,517
	C	46	225,563	29	195,134	75	420,697
		95	386,652	73	228,562	168	615,214
TILT COVE	B	9	10,261	1	267	10	10,528
	C			8	9,994	8	9,994
		9	10,261	9	10,261	18	20,522
TOMMYS ARM	B	1	15	1	15	2	30
	C	1	402	1	402	2	804
		2	417	2	417	4	834
NFLD-NES/T-N-NOA	B	694	287,602	1,500	758,176	2,194	1,045,778
	C	7,953	3,815,915	7,135	3,349,518	15,088	7,165,433
		8,647	4,103,517	8,635	4,107,694	17,282	8,211,211
TOTAL - PROVINCE	B	1,995	1,350,771	3,813	3,279,631	5,808	4,630,402
	C	11,820	13,039,542	9,504	10,296,201	21,324	23,335,743
		13,815	14,390,313	13,317	13,575,832	27,132	27,966,145
PR. EDWARD ISLAND / ILE DU PR. EDOUARDE							
CHARLOTTETOWN	B	47	30,799	65	270,667	112	301,466
	C	100	393,627	76	59,683	176	453,310
		147	424,426	141	330,350	288	754,776
SOURIS	B	14	6,802	9	1,912	23	8,714
	C			6	5,944	6	5,944
		14	6,802	15	7,856	29	14,658
SUMMERSIDE	B	2	1,534	6	10,280	8	11,814
	C	5	9,800			5	9,800
		7	11,334	6	10,280	13	21,614
PEI-NES/IPE-NOA	B	12	4,461	2	3,375	14	7,836
	C	1	3,322	13	4,825	14	8,147
		13	7,783	15	8,200	28	15,983
TOTAL - PROVINCE	B	75	43,596	82	286,234	157	329,830
	C	106	406,749	95	70,452	201	477,201
		181	450,345	177	356,686	358	807,031
NOVA SCOTIA / NOUVELLE-ÉCOSSE							
BRIDGEWATER	B			5	8,517	5	8,517
	C	8	13,437	1	231	9	13,668
		8	13,437	6	8,748	14	22,185
DIGBY	B	14	507	25	13,938	39	14,445
	C	12	13,458			12	13,458
		26	13,965	25	13,938	51	27,903
HALIFAX	B	352	1,034,276	128	213,085	480	1,247,361
	C	115	442,701	331	1,117,475	446	1,560,176
		467	1,476,977	459	1,330,560	926	2,807,537
LITTLE NARROWS	B	29	159,617			29	159,617
	C			30	141,777	30	141,777
		29	159,617	30	141,777	59	321,394

B - BALLAST, C - CARGO / CARGAISON.



TABLE 14. VESSEL ARRIVALS AND DEPARTURES IN COASTWISE SHIPPING, BY PORT.

TABLEAU 14. ARRIVEES ET DEPARTS DE NAVIRES EN CABOTAGE NATIONAL, PAR PORT.

PROVINCE - PORT	(*)	ARRIVED / ARRIVE		DEPARTED / PARTI		TOTAL / TOTAL	
		NUMBER NOMBRE	NET TONNAGE TONNAGE NET	NUMBER NOMBRE	NET TONNAGE TONNAGE NET	NUMBER NOMBRE	NET TONNAGE TONNAGE NET
LIVERPOOL	B	7	2,282	17	21,769	24	24,051
	C	13	22,664			13	22,664
		20	24,946	17	21,769	37	46,715
LUNENBURG	B	1	3	3	3,172	4	3,175
	C	4	5,136			4	5,136
		5	5,139	3	3,172	8	8,311
MARGARETSVILLE	B	23	468	45	26,125	68	26,593
	C	25	29,035	1	1,126	26	30,161
		48	29,503	46	27,251	94	56,754
MULGRAVE	B	22	12,958	9	8,895	31	21,853
	C	7	2,709	24	7,975	31	10,684
		29	15,667	33	16,870	62	32,537
NORTH SYDNEY	B	205	643,343	53	303,050	258	946,393
	C	1,246	5,924,379	1,663	6,354,705	2,909	12,279,084
		1,451	6,567,722	1,716	6,657,755	3,167	13,225,477
PICTOU	B	21	16,199	15	16,228	36	32,427
	C	28	34,481	31	10,617	59	45,098
		49	50,680	46	26,845	95	77,525
PORT HAWKESBURY	B	140	404,904	33	73,136	173	478,040
	C	15	88,235	135	492,227	150	580,462
		155	493,139	168	565,363	323	1,058,502
PUGWASH	B	68	140,252	3	5,444	71	145,696
	C			64	124,819	64	124,819
		68	140,252	67	130,263	135	270,515
SHELburnE	B	4	9,115	13	28,204	17	37,319
	C	14	28,447	1	2,798	15	31,245
		18	37,562	14	31,002	32	68,564
SYDNEY	B	16	19,471	105	576,208	121	595,679
	C	105	614,524	14	28,352	119	642,876
		121	633,995	119	604,560	240	1,238,555
YARMOUTH	B	23	4,265	43	28,690	66	32,955
	C	21	25,542	1	1,117	22	26,659
		44	29,807	44	29,807	88	59,614
NS.-NES/N-E.-NDA	B	15	4,224	15	7,587	30	11,811
	C	2	3,584	3	414	5	3,998
		17	7,808	18	8,001	35	15,809
TOTAL - PROVINCE	B	940	2,451,884	512	1,334,048	1,452	3,785,932
	C	1,615	7,248,332	2,299	8,303,633	3,914	15,551,965
		2,555	9,700,216	2,811	9,637,681	5,366	19,337,897
NEW BRUNSWICK / NOUVEAU-BRUNSWICK							
BATHURST	B	10	2,683	25	39,797	35	42,480
	C	27	53,554	8	2,390	35	55,944
		37	56,237	33	42,187	70	98,424
BELLEDUNE	B	15	4,951	13	552	28	5,503
	C			2	4,399	2	4,399
		15	4,951	15	4,951	30	9,902
CAMPBELLTON	B			3	8,759	3	8,759
	C	5	13,224			5	13,224
		5	13,224	3	8,759	8	21,983
CARAQUET	B	2	27	3	1,017	5	1,044
	C	2	1,980			2	1,980
		4	2,007	3	1,017	7	3,024
CHATHAM	B	3	4,650	22	88,518	25	93,168
	C	25	103,171	2	1,268	27	104,439
		28	107,821	24	89,786	52	197,607
OALHOUSIE	B	17	9,585	1	3	18	9,588
	C	10	98,402	12	4,984	22	103,386
		27	107,987	13	4,987	40	112,974
GRAND MANAN	B	59	3,009	59	22,603	118	25,612
	C	20	20,470	19	570	39	21,040
		79	23,479	78	23,173	157	46,652
NEWCASTLE	B	4	5,927	50	170,063	54	175,990
	C	56	198,250			56	198,250
		60	204,177	50	170,063	110	374,240

B - BALLAST, C - CARGO / CARGAISON.

TABLE 14. VESSEL ARRIVALS AND DEPARTURES IN COASTWISE SHIPPING, BY PORT.

TABLEAU 14. ARRIVÉES ET DÉPARTS DE NAVIRES EN CABOTAGE NATIONAL, PAR PORT.

PROVINCE - PORT	(*)	ARRIVED / ARRIVÉ		DEPARTED / PARTI		TOTAL / TOTAL	
		NUMBER NOMBRE	NET TONNAGE TONNAGE NET	NUMBER NOMBRE	NET TONNAGE TONNAGE NET	NUMBER NOMBRE	NET TONNAGE TONNAGE NET
SAINT JOHN	B	291	291,902	155	44,200	446	336,102
	C	28	70,369	336	1,103,814	364	1,174,183
		319	362,271	491	1,148,014	810	1,510,285
ST. ANDREWS	B	13	1,794	55	7,480	68	9,274
	C	124	17,002	81	11,178	205	28,180
		137	18,796	136	18,658	273	37,454
ST. STEPHEN	B	65	5,311	122	69,863	187	75,174
	C	60	66,798	2	2,210	62	69,008
		125	72,109	124	72,073	249	144,182
N.B.-NES/NDA	B	72	7,359	64	21,455	136	28,814
	C	128	40,886	121	15,638	249	56,524
		200	48,245	185	37,093	385	85,338
TOTAL - PROVINCE	B	551	337,198	572	474,310	1,123	811,508
	C	485	684,106	583	1,146,451	1,068	1,830,557
		1,036	1,021,304	1,155	1,620,761	2,191	2,642,065
QUEBEC / QUEBEC							
BAIE COMEAU	B	103	121,095	263	1,809,496	366	1,930,591
	C	238	1,243,131	119	159,327	357	1,402,458
		341	1,364,226	382	1,968,823	723	3,333,049
BELOEIL	B	54	10,456			54	10,456
	C			55	10,613	55	10,613
		54	10,456	55	10,613	109	21,069
BLACK CAPE	B			8	28,208	8	28,208
	C	9	31,231			9	31,231
		9	31,231	8	28,208	17	59,439
CAP CHAT	B	5	1,513	2	628	7	2,141
	C			2	522	2	522
		5	1,513	4	1,150	9	2,663
CARLETON	B	2	587			2	587
	C			2	587	2	587
		2	587	2	587	4	1,174
CHANDLER	B	1	1,050	62	54,290	63	55,340
	C	62	54,290			62	54,290
		63	55,340	62	54,290	125	109,630
CHICOUTIMI	B	16	12,608	125	289,213	141	301,821
	C	119	298,339	6	7,513	125	305,852
		135	310,947	131	296,726	266	607,673
DONNAONA	B	1	193			1	193
	C						
		1	193			1	193
FORESTVILLE	B	84	183,939	52	17,060	136	200,999
	C	12	18,563	42	182,133	54	200,696
		96	202,502	94	199,193	190	401,695
GASPE	B	14	11,451	30	83,521	44	94,972
	C	27	111,627	10	20,909	37	132,536
		41	123,078	40	104,430	81	227,508
GRANDE VALLEE	B	32	19,118	2	587	34	19,705
	C			30	18,531	30	18,531
		32	19,118	32	19,118	64	38,236
GRINOSTONE	B	7	1,411	38	45,164	45	46,575
	C	108	69,098	76	23,705	184	92,803
		115	70,509	114	68,869	229	139,378
HAVRE ST. PIERRE	B	82	957,077	84	73,721	166	1,030,798
	C	101	80,037	100	963,958	201	1,043,995
		183	1,037,114	184	1,037,679	367	2,074,793
LES ESCUMINS	B	234	144,476	1	1	235	144,477
	C			234	144,926	234	144,926
		234	144,476	235	144,927	469	289,403
MATANE	B	52	21,183	23	68,680	75	89,863
	C	22	73,316	50	22,999	72	96,315
		74	94,499	73	91,679	147	186,178
MONT LOUIS	B	11	2,600	4	11,205	15	13,805
	C	3	11,166	10	2,561	13	13,727
		14	13,766	14	13,766	28	27,533

B - BALLAST, C - CARGO / CARGAISON.

TABLE 14. VESSEL ARRIVALS AND DEPARTURES IN COASTWISE SHIPPING, BY PORT.

TABLEAU 14. ARRIVEES ET DEPARTS DE NAVIRES EN CABOTAGE NATIONAL, PAR PORT.

PROVINCE - PORT	(*)	ARRIVED / ARRIVE		DEPARTED / PARTI		TOTAL / TOTAL	
		NUMBER NOMBRE	NET TONNAGE TONNAGE NET	NUMBER NOMBRE	NET TONNAGE TONNAGE NET	NUMBER NOMBRE	NET TONNAGE TONNAGE NET
MONTREAL	B	1,065	1,981,747	589	2,696,494	1,654	4,678,241
	C	696	3,145,312	1,164	2,445,490	1,860	5,590,802
		1,761	5,127,059	1,753	5,141,984	3,514	10,269,043
CONTRECOEUR	B	56	397,847	47	222,721	103	620,568
	C	39	141,153	29	192,437	68	333,590
		95	539,000	76	415,158	171	954,158
LANORAIE	B			2	1,388	2	1,388
	C	3	2,082	1	694	4	2,776
		3	2,082	3	2,082	6	4,164
VARENNES	B	1	3,446	2	5,115	3	8,561
	C	1	1,669			1	1,669
		2	5,115	2	5,115	4	10,230
NEW RICHMOND	B			6	31,377	6	31,377
	C	7	34,202			7	34,202
		7	34,202	6	31,377	13	65,579
PASPEBIAC	B			5	13,022	5	13,022
	C	5	12,824			5	12,824
		5	12,824	5	13,022	10	25,846
POINT AU PIC	B	27	11,407	40	16,215	67	27,622
	C	38	14,083	19	5,579	57	19,662
		65	25,490	59	21,794	124	47,284
PORT ALFRED	B	50	26,100	270	290,305	320	316,405
	C	262	171,157	40	19,874	302	191,031
		312	197,257	310	310,179	622	507,436
PORT CARTIER	B	83	708,286	223	1,445,781	306	2,154,067
	C	174	959,563	27	34,491	201	994,054
		257	1,667,849	250	1,480,272	507	3,148,121
PORT HENRI	B	1	1,682	5	6,967	6	8,649
	C	14	18,369	10	13,084	24	31,453
		15	20,051	15	20,051	30	40,102
QUEBEC	B	403	577,948	498	1,829,517	901	2,407,465
	C	345	1,694,330	253	605,009	598	2,299,339
		748	2,272,278	751	2,434,526	1,499	4,706,804
RIMOUSKI	B	127	62,902	125	291,226	252	354,128
	C	133	301,014	130	60,839	263	361,853
		260	363,916	255	352,065	515	715,981
RIVIERE DU LOUP	B	62	12,122	18	37,038	80	49,160
	C	7	36,604	53	12,036	60	48,640
		69	48,726	71	49,074	140	97,800
ST. JEAN PORT JOLI	B	36	4,096	2	430	38	4,526
	C			35	3,859	35	3,859
		36	4,096	37	4,289	73	8,385
ST. SIMEDN	B	4	936	4	936	8	1,872
	C						
		4	936	4	936	8	1,872
STE. ANNE DES MONTS	B			5	8,213	5	8,213
	C	5	8,213			5	8,213
		5	8,213	5	8,213	10	16,426
SEPT ILES	B	434	4,059,136	340	381,785	774	4,440,921
	C	529	576,542	287	601,478	816	1,178,020
		963	4,635,678	627	983,263	1,590	5,618,941
POINTE NOIRE	B	197	2,154,078	5	8,585	202	2,162,663
	C	14	75,942	125	1,345,534	139	1,421,476
		211	2,230,020	130	1,354,119	341	3,584,139
SOREL	B	278	199,190	422	1,803,279	700	2,002,469
	C	144	1,266,647	8	23,739	152	1,290,386
		422	1,465,837	430	1,827,018	852	3,292,855
TROIS PISTOLES	B	93	11,852	9	2,009	102	13,861
	C	1	148	86	10,129	87	10,277
		94	12,000	95	12,138	189	24,138
TROIS RIVIERES	B	74	138,108	544	1,075,956	618	1,214,064
	C	485	894,677	14	48,606	499	943,283
		559	1,032,785	558	1,124,562	1,117	2,157,347

B - BALLAST, C - CARGO / CARGAISON.

TABLE 14. VESSEL ARRIVALS AND DEPARTURES IN COASTWISE SHIPPING, BY PORT.

TABLEAU 14. ARRIVEES ET DEPARTS DE NAVIRES EN CABOTAGE NATIONAL, PAR PORT.

PROVINCE - PORT	1*)	ARRIVED / ARRIVE		DEPARTED / PARTI		TOTAL / TOTAL	
		NUMBER NOMBRE	NET TONNAGE TONNAGE NET	NUMBER NOMBRE	NET TONNAGE TONNAGE NET	NUMBER NOMBRE	NET TONNAGE TONNAGE NET
VALLEYFIELD	B	11	20,049	14	49,585	25	69,634
	C	39	153,901	37	136,492	76	290,393
		50	173,950	51	186,077	101	360,027
QUEBEC-NORTH/NORD	B	6	9,433	40	73,021	46	82,454
	C	52	90,619	18	27,031	70	117,650
		58	100,052	58	100,052	116	200,104
QUEBEC-NES/NDA	B	253	84,787	364	291,837	617	376,624
	C	889	473,380	792	247,089	1,681	720,469
		1,142	558,167	1,156	538,926	2,298	1,097,093
TOTAL - PROVINCE	B	3,959	11,953,909	4,273	13,064,576	8,232	25,018,485
	C	4,583	12,063,229	3,864	7,391,774	8,447	19,455,003
		8,542	24,017,138	8,137	20,456,350	16,679	44,473,488
ONTARIO / ONTARIO							
AMHERSTBURG	B	28	75,852	28	62,443	56	138,295
	C	25	58,312	28	79,706	53	138,018
		53	134,164	56	142,149	109	276,313
BADGLEY ISLAND	B	17	138,501			17	138,501
	C			19	151,057	19	151,057
		17	138,501	19	151,057	36	289,558
BELLEVILLE	B	44	52,461	8	10,616	52	63,077
	C	7	10,615	44	53,680	51	64,295
		51	63,076	52	64,296	103	127,372
BRITT	B			63	131,339	63	131,339
	C	64	133,010	1	1,671	65	134,681
		64	133,010	64	133,010	128	266,020
BYNG INLET	B			8	17,127	8	17,127
	C	8	17,127			8	17,127
		8	17,127	8	17,127	16	34,254
CARDINAL	B	2	3,316	15	25,135	17	28,451
	C			15	25,135	17	28,451
		2	3,316	15	25,135	17	28,451
CLARKSON	B	140	256,919	256	1,229,184	396	1,486,103
	C	191	1,242,605	72	264,603	263	1,507,208
		331	1,499,524	328	1,493,787	659	2,993,311
COBBOURG	B	2	7,289	13	19,671	15	26,960
	C	12	19,644	1	7,262	13	26,906
		14	26,933	14	26,933	28	53,866
COLBORNE	B	169	1,184,372	3	14,541	172	1,198,913
	C			166	1,169,831	166	1,169,831
		169	1,184,372	169	1,184,372	338	2,368,744
COLLINGWOOD	B	3	9,288	20	82,657	23	91,945
	C	11	31,528			11	31,528
		14	40,816	20	82,657	34	123,473
CORNWALL	B	5	509	16	21,001	21	21,510
	C	11	18,844			11	18,844
		16	19,353	16	21,001	32	40,354
CUTLER	B			6	14,659	6	14,659
	C	6	14,659			6	14,659
		6	14,659	6	14,659	12	29,318
DEPOT HARBOUR	B	34	242,773			34	242,773
	C					34	242,773
		34	242,773			34	242,773
ERIEAU	B	1	19	1	19	2	38
	C			1	19	2	38
		1	19	1	19	2	38
GODERICH	B	44	308,687	32	125,897	76	434,584
	C	42	168,635	58	321,588	100	490,223
		86	477,322	90	447,485	176	924,807
HAMILTON	B	192	215,612	411	2,051,297	603	2,266,909
	C	319	2,761,499	95	346,058	414	3,107,557
		511	2,977,111	506	2,397,355	1,017	5,374,466
KILLARNEY	B	2	14,792			2	14,792
	C			2	14,792	2	14,792
		2	14,792	2	14,792	4	29,584

B - BALLAST, C - CARGO / CARGAISON.

TABLE 14. VESSEL ARRIVALS AND DEPARTURES IN COASTWISE SHIPPING, BY PORT.

TABLEAU 14. ARRIVEES ET DEPARTS DE NAVIRES EN CABOTAGE NATIONAL, PAR PORT.

PROVINCE - PORT	(*)	ARRIVED / ARRIVE		DEPARTED / PARTI		TOTAL / TOTAL	
		NUMBER NOMBRE	NET TONNAGE TONNAGE NET	NUMBER NOMBRE	NET TONNAGE TONNAGE NET	NUMBER NOMBRE	NET TONNAGE TONNAGE NET
KINGSTON	B	44	25,515	116	166,667	160	192,182
	C	77	159,002	4	24,836	81	183,838
		121	184,517	120	191,503	241	376,020
KINGSVILLE	B	65	729	10	44,642	75	45,371
	C			77	869	77	869
		65	729	87	45,511	152	46,240
LITTLE CURRENT	B	16	141,255	15	29,023	31	170,278
	C	13	24,997	6	40,722	19	65,719
		29	166,252	21	69,745	50	235,997
MARATHON	B	5	6,155	23	126,059	28	132,214
	C	17	49,436			17	49,436
		22	55,591	23	126,059	45	181,650
MICHIGICOTEN HARBOUR	B	6	66,896	19	144,833	25	211,729
	C	8	22,132	11	115,303	19	137,435
		14	89,028	30	260,136	44	349,164
MIDLAND	B	6	75,400	33	244,849	39	320,249
	C	41	321,441			41	321,441
		47	396,841	33	244,849	80	641,690
MORRISBURG	B			17	24,006	17	24,006
	C	16	22,584			16	22,584
		16	22,584	17	24,006	33	46,590
DAKVILLE	B	26	48,099	14	25,343	40	73,442
	C	14	48,763	35	137,377	49	186,140
		40	96,862	49	162,720	89	259,582
OSHAWA	B	27	630	70	159,364	97	159,994
	C	36	110,293			36	110,293
		63	110,923	70	159,364	133	270,287
OWEN SOUND	B	11	32,813	36	150,361	47	183,174
	C	28	138,096	1	6,468	29	144,564
		39	170,909	37	156,829	76	327,738
BARBY SOUND	B	1	19	75	229,050	76	229,069
	C	74	222,517	2	1,853	76	224,370
		75	222,536	77	230,903	152	453,439
PICTON	B	68	386,396	5	20,451	73	406,847
	C	5	25,562	41	133,543	46	159,105
		73	411,958	46	153,994	119	565,952
PORT BURWELL	B	9	661	9	662	18	1,323
	C						
		9	661	9	662	18	1,323
PORT COLBORNE	B	133	501,519	122	352,735	255	854,254
	C	62	333,487	14	52,917	76	386,404
		195	835,006	136	405,652	331	1,240,658
PORT CREDIT	B	43	72,377	21	21,191	64	93,568
	C	1	3,164	25	88,508	26	91,672
		44	75,541	46	109,699	90	185,240
PORT MAITLAND	B	1	19			1	19
	C						
		1	19			1	19
PORT MCNICOLL	B	5	57,975	7	78,575	12	136,550
	C	6	61,046	1	9,063	7	70,109
		11	119,021	8	87,638	19	206,659
PORT STANLEY	B	10	195	38	49,781	48	49,976
	C	27	49,567			27	49,567
		37	49,762	38	49,781	75	99,543
PRESCOTT	B	16	44,356	63	224,612	79	268,968
	C	34	205,770	4	27,198	38	232,968
		50	250,126	67	251,810	117	501,936
ST. CATHARINES	B	38	262,235	61	192,770	99	455,005
	C	47	127,844	1	289	48	128,133
		85	390,079	62	193,059	147	583,138
SARNIA	B	422	1,111,656	81	617,871	503	1,729,527
	C	70	301,933	472	1,279,103	542	1,581,036
		492	1,413,589	553	1,896,974	1,045	3,310,563

B - BALLAST, C - CARGO / CARGAISON.

TABLE 14. VESSEL ARRIVALS AND DEPARTURES IN COASTWISE SHIPPING, BY PORT.

TABLEAU 14. ARRIVEES ET DEPARTS DE NAVIRES EN CABOTAGE NATIONAL, PAR PORT.

PROVINCE - PORT	(*)	ARRIVED / ARRIVE		DEPARTED / PARTI		TOTAL / TOTAL	
		NUMBER NOMBRE	NET TONNAGE TONNAGE NET	NUMBER NOMBRE	NET TONNAGE TONNAGE NET	NUMBER NOMBRE	NET TONNAGE TONNAGE NET
SAULT STE. MARIE	B	68	189,602	206	1,424,368	274	1,613,970
	C	189	1,121,198	66	214,064	255	1,335,262
		257	1,310,800	272	1,638,432	529	2,949,232
SERPENT RIVER	B			3	33,378	3	33,378
	C	2	18,528			2	18,528
		2	18,528	3	33,378	5	51,906
SOMBRA	B			8	82,654	8	82,654
	C			1	11,132	1	11,132
				9	93,786	9	93,786
THOROLD	B	4	14,737	19	78,248	23	92,985
	C	21	90,231	1	287	22	90,518
		25	104,968	20	78,535	45	183,503
THUNDER BAY	B	428	4,009,600	87	348,011	515	4,357,611
	C	146	538,870	767	7,345,714	913	7,884,584
		574	4,548,470	854	7,693,725	1,428	12,242,195
TORONTO	B	155	207,505	313	727,226	468	934,731
	C	226	675,001	56	120,520	282	795,521
		381	882,506	369	847,746	750	1,730,252
TRENTON	B	2	2	2	2	4	4
	C						
		2	2	2	2	4	4
WALLACEBURG	B	6	10,324			6	10,324
	C			13	21,994	13	21,994
		6	10,324	13	21,994	19	32,318
WELLAND	B	9	16,296	6	5,906	15	22,202
	C	4	10,526	4	998	8	11,524
		13	26,822	10	6,904	23	33,726
WHITBY	B	42	1,074	52	19,140	94	20,214
	C	10	19,014			10	19,014
		52	20,088	52	19,140	104	39,228
WINDSOR	B	85	464,297	173	540,597	258	1,004,894
	C	139	397,347	142	691,559	281	1,088,946
		224	861,644	315	1,232,156	539	2,093,600
ONTARIO-NES/ND	B	34	26,905	95	42,284	129	69,189
	C	86	34,689	6	7,517	92	42,206
		120	61,594	101	49,801	221	111,395
TOTAL - PROVINCE	B	2,468	10,285,632	2,679	10,010,245	5,147	20,295,877
	C	2,095	9,609,516	2,236	12,742,082	4,331	22,351,598
		4,563	19,895,148	4,915	22,752,327	9,478	42,647,475
<b>MANITDBA / MANITOBA</b>							
CHURCHILL	B	5	7,484	2	6,046	7	13,530
	C	2	6,046	5	7,484	7	13,530
		7	13,530	7	13,530	14	27,060
TOTAL - PROVINCE	B	5	7,484	2	6,046	7	13,530
	C	2	6,046	5	7,484	7	13,530
		7	13,530	7	13,530	14	27,060
<b>BRITISH COLUMBIA / COLOMBIE-BRITANNIQUE</b>							
ALERT BAY	B	38	1,352	116	133,137	154	134,489
	C	157	204,939	79	73,842	236	278,781
		195	206,291	195	206,979	390	413,270
ANDYS BAY	B	39	44,929	82	174,510	121	219,439
	C	63	159,563	20	30,007	83	189,570
		102	204,492	102	204,517	204	409,009
BAMBERTON	B	585	288,346	322	26,401	907	314,747
	C	5	7,283	272	273,315	277	280,598
		590	295,629	594	299,716	1,184	595,345
BEAVER COVE	B	75	48,695	101	61,247	176	109,942
	C	104	91,196	74	75,739	178	166,935
		179	139,891	175	136,986	354	276,877
BEDWELL SOUND	B			9	2,829	9	2,829
	C						

B - BALLAST, C - CARGO / CARGAISON.

TABLE 14. VESSEL ARRIVALS AND DEPARTURES IN COASTWISE SHIPPING, BY PORT.  
 TABLEAU 14. ARRIVEES ET DEPARTS DE NAVIRES EN CABOTAGE NATIONAL, PAR PORT.

PROVINCE - PORT	(*)	ARRIVED / ARRIVE		DEPARTED / PARTI		TOTAL / TOTAL	
		NUMBER NOMBRE	NET TONNAGE TONNAGE NET	NUMBER NOMBRE	NET TONNAGE TONNAGE NET	NUMBER NOMBRE	NET TONNAGE TONNAGE NET
BEECHER BAY	B	21	628	9	274	30	902
	C	1	7	10	230	11	237
		22	635	19	504	41	1,139
BELLA COOLA	B	67	123,214	53	55,710	120	178,924
	C	50	88,929	64	156,639	114	245,568
		117	212,143	117	212,349	234	424,492
BLIND BAY	B	10	140	21	2,950	31	3,090
	C	31	5,941	12	483	43	6,424
		41	6,081	33	3,433	74	9,514
BLUBBER BAY	B	110	156,961	54	14,234	164	171,195
	C	2	662	20	24,554	22	25,216
		112	157,623	74	38,788	186	196,411
BRITANNIA BEACH	B	1,277	993,065	692	86,517	1,969	1,079,582
	C	82	38,996	620	902,293	702	941,289
		1,359	1,032,061	1,312	988,810	2,671	2,020,871
CAMPBELL RIVER	B	501	217,469	760	450,086	1,261	667,555
	C	407	375,616	103	103,799	510	479,415
		908	593,085	863	553,885	1,771	1,146,970
CENTRE BAY	B	1	39	1	15	2	54
	C	2	30	2	54	4	84
		3	69	3	69	6	138
CHEMAINUS	B	285	99,932	205	45,982	490	145,914
	C	38	20,540	139	87,356	177	107,896
		323	120,472	344	133,338	667	253,810
CLAM BAY	B	1	231	2	245	3	476
	C	2	245	1	231	3	476
		3	476	3	476	6	952
CLIO BAY	B	8	17,393	4	266	12	17,659
	C			4	17,127	4	17,127
		8	17,393	8	17,393	16	34,786
COAL HARBOUR	B	44	4,586	60	29,401	104	33,987
	C	43	42,914	18	17,964	61	60,878
		87	47,500	78	47,365	165	94,865
COURTENAY	B	33	784	50	57,116	83	57,900
	C	35	51,572	12	282	47	51,854
		68	52,356	62	57,398	130	109,754
COWICHAN BAY	B	180	68,549	177	66,858	357	135,407
	C	24	23,535	23	23,410	47	46,945
		204	92,084	200	90,268	404	182,352
CROFTON	B	591	103,574	962	439,874	1,553	543,448
	C	451	376,267	59	29,579	510	405,846
		1,042	479,841	1,021	469,453	2,063	949,294
ESQUIMALT	B	75	17,440	106	137,761	181	155,201
	C	49	127,919	15	7,300	64	135,219
		124	145,359	121	145,061	245	290,420
GOLO RIVER	B	110	27,456	193	104,920	303	132,376
	C	125	138,521	24	54,965	149	193,486
		235	165,977	217	159,885	452	325,862
GOWLAND HARBOUR	B	2	20			2	20
	C			2	20	2	20
		2	20	2	20	4	40
HASTINGS ARM	B						
	C	1	1,893			1	1,893
		1	1,893			1	1,893
JERVIS INLET	B	27	5,002	57	60,125	84	65,127
	C	35	55,172	5	49	40	55,221
		62	60,174	62	60,174	124	120,348
KIMSQUIT	B	28	75,408	19	14,235	47	89,643
	C			13	63,215	13	63,215
		28	75,408	32	77,450	60	152,858
KITKATLA	B			2	386	2	386
	C	2	386			2	386
		2	386	2	386	4	772

B - BALLAST, C - CARGO / CARGAISON.

TABLE 14. VESSEL ARRIVALS AND DEPARTURES IN COASTWISE SHIPPING, BY PORT.

TABLEAU 14. ARRIVEES ET DEPARTS DE NAVIRES EN CABOTAGE NATIONAL, PAR PORT.

PROVINCE - PORT	(*)	ARRIVED / ARRIVE		DEPARTED / PARTI		TOTAL / TOTAL	
		NUMBER NOMBRE	NET TONNAGE TONNAGE NET	NUMBER NOMBRE	NET TONNAGE TONNAGE NET	NUMBER NOMBRE	NET TONNAGE TONNAGE NET
KITIMAT	B	96	198,817	89	59,496	185	258,313
	C	124	176,229	135	324,063	259	500,292
		220	375,046	224	383,559	444	758,605
KNIGHT INLET	B	39	70,652	23	6,908	62	77,560
	C	3	749	20	64,542	23	65,291
		42	71,401	43	71,450	85	142,851
LADYSMITH	B	82	14,710	36	17,717	118	32,427
	C	21	15,636	56	8,086	77	23,722
		103	30,346	92	25,803	195	56,149
LAKE BAY	B	15	208			15	208
	C			15	208	15	208
		15	208	15	208	30	416
LT. ESPINOSA INL	B	33	60,480	17	1,899	50	62,379
	C	1	771	17	59,352	18	60,123
		34	61,251	34	61,251	68	122,502
LONG BAY	B	5	210	9	456	14	666
	C	4	246			4	246
		9	456	9	456	18	912
LOUGHBOROUGH INL	B	1	39	11	3,134	12	3,173
	C	11	3,134	1	39	12	3,173
		12	3,173	12	3,173	24	6,346
LYALL HARBOUR	B	27	9,308	26	6,067	53	15,375
	C	6	3,113	6	6,328	12	9,441
		33	12,421	32	12,395	65	24,816
MAHATTA RIVER	B	32	518	11	4,135	43	4,653
	C	47	46,906	70	43,319	117	90,225
		79	47,424	81	47,454	160	94,878
MARBLE BAY	B	183	161,370	98	31,626	281	192,996
	C	3	3,132	41	44,241	44	47,373
		186	164,502	139	75,867	325	240,369
MARPOLE	B			1	505	1	505
	C	1	505			1	505
		1	505	1	505	2	1,010
MASSET	B	12	10,035	18	14,434	30	24,469
	C	65	68,240	58	63,932	123	132,172
		77	78,275	76	78,366	153	156,641
MENZIES BAY	B	8	111	17	1,182	25	1,293
	C	15	1,155	7	98	22	1,253
		23	1,266	24	1,280	47	2,546
NAMU	B	19	23,925	18	25,859	37	49,784
	C	48	53,819	49	51,885	97	105,704
		67	77,744	67	77,744	134	155,488
NANAIMO	B	545	147,419	933	626,791	1,478	774,210
	C	464	567,255	75	91,997	539	659,252
		1,009	714,674	1,008	718,788	2,017	1,433,462
NEW WESTMINSTER	B	1,791	757,660	1,603	676,424	3,394	1,434,084
	C	431	534,058	605	599,980	1,036	1,134,038
		2,222	1,291,718	2,208	1,276,404	4,430	2,568,122
N. ARM FRASER R.	B	3	51	49	2,235	52	2,286
	C	56	4,126	1	14	57	4,140
		59	4,177	50	2,249	109	6,426
OCEAN FALLS	B	63	58,164	107	205,637	170	263,801
	C	96	230,722	57	89,848	153	320,570
		159	288,886	164	295,485	323	584,371
PORT ALBERNI	B	80	31,194	100	178,734	180	209,928
	C	194	204,638	173	47,083	367	251,721
		274	235,832	273	225,817	547	461,649
PORT HARDY	B	31	5,312	84	89,435	115	94,747
	C	189	225,495	137	141,467	326	366,962
		220	230,807	221	230,902	441	461,709
PORT HARVEY	B	4	132	4	108	8	240
	C	9	247	9	391	18	638
		13	379	13	499	26	918

B - BALLAST, C - CARGO / CARGAISON.



TABLE 14. VESSEL ARRIVALS AND DEPARTURES IN COASTWISE SHIPPING, BY PORT.  
 TABLEAU 14. ARRIVEES ET DEPARTS DE NAVIRES EN CABOTAGE NATIONAL, PAR PORT.

PROVINCE - PORT	(*)	ARRIVED / ARRIVE		DEPARTED / PARTI		TOTAL / TOTAL	
		NUMBER NOMBRE	NET TONNAGE TONNAGE NET	NUMBER NOMBRE	NET TONNAGE TONNAGE NET	NUMBER NOMBRE	NET TONNAGE TONNAGE NET
PORT MELLDN	B	56	14,604	157	64,914	213	79,518
	C	76	37,522	4	3,895	80	41,417
		132	52,126	161	68,809	293	120,935
PORT MCNEILL	B	30	4,626	63	19,189	93	23,815
	C	118	96,033	85	81,204	203	177,237
		148	100,659	148	100,393	296	201,052
PORT RENFREW	B	6	184	14	13,264	20	13,448
	C	12	13,228	2	54	14	13,282
		18	13,412	16	13,318	34	26,730
POWELL RIVER	B	907	296,681	978	448,884	1,885	745,565
	C	823	708,663	696	581,372	1,519	1,290,035
		1,730	1,005,344	1,674	1,030,256	3,404	2,035,600
PRINCE RUPERT	B	219	125,090	222	277,582	441	402,672
	C	190	311,951	209	251,767	399	563,718
		409	437,041	431	529,349	840	966,390
RUPERT INLET	B	16	1,749	29	17,090	45	18,839
	C	61	63,859	48	48,519	109	112,378
		77	65,608	77	65,609	154	131,217
QUATSINO	B	188	228,789	217	92,688	405	321,477
	C	136	119,293	107	244,124	243	363,417
		324	348,082	324	336,812	648	684,894
RAGGED ISLAND	B	7	71	8	2,199	15	2,270
	C	7	2,184	6	56	13	2,240
		14	2,255	14	2,255	28	4,510
ROBERTS BANK	B	7	874	7	874	14	1,748
	C	7	874	7	874	14	1,748
SANNICHTON	B	8	1,600	4	641	12	2,241
	C			2	54	2	54
		8	1,600	6	695	14	2,295
SARITA RIVER	B	4	28	6	644	10	672
	C	2	616			2	616
		6	644	6	644	12	1,288
SHANNON BAY	B	49	117,054	28	11,764	77	128,818
	C	1	732	22	104,005	23	104,737
		50	117,786	50	115,769	100	233,555
SIWASH	B	3	35	10	2,885	13	2,920
	C	11	3,197	4	347	15	3,544
		14	3,232	14	3,232	28	6,464
SKIDEGATE	B	11	31,197	19	17,047	30	48,244
	C	11	3,143	4	23,069	15	26,212
		22	34,340	23	40,116	45	74,456
SMITH INLET	B	29	50,773	16	4,898	45	55,671
	C	3	1,061	15	46,350	18	47,411
		32	51,834	31	51,248	63	103,082
SOOKE	B	73	41,542	32	10,060	105	51,602
	C	3	943	11	7,054	14	7,997
		76	42,485	43	17,114	119	59,599
SOUTH BAY	B	106	194,434	57	25,817	163	220,251
	C	1	922	49	169,269	50	170,191
		107	195,356	106	195,086	213	390,442
SQUAMISH	B	251	132,257	166	50,759	417	183,016
	C	19	15,172	106	105,543	125	120,715
		270	147,429	272	156,302	542	303,731
TASU	B	9	239	13	8,363	22	8,602
	C	4	8,124			4	8,124
		13	8,363	13	8,363	26	16,726
TAHSIS	B	98	51,863	67	27,739	165	79,602
	C	16	14,086	39	34,366	55	48,452
		114	65,949	106	62,105	220	128,054
TEAKERNE ARM	B	46	9,820	56	29,080	102	38,900
	C	45	28,193	35	8,635	80	36,828
		91	38,013	91	37,715	182	75,728

B - BALLAST, C - CARGO / CARGAISON.

TABLE 14. VESSEL ARRIVALS AND DEPARTURES IN COASTWISE SHIPPING, BY PORT.

TABLEAU 14. ARRIVEES ET DEPARTS DE NAVIRES EN CABOTAGE NATIONAL, PAR PORT.

PROVINCE - PORT	(*)	ARRIVED / ARRIVE		DEPARTED / PARTI		TOTAL / TOTAL	
		NUMBER NOMBRE	NET TONNAGE TONNAGE NET	NUMBER NOMBRE	NET TONNAGE TONNAGE NET	NUMBER NOMBRE	NET TONNAGE TONNAGE NET
TEXADA	B	3	2,462	6	1,606	9	4,068
	C	5	1,593			5	1,593
		8	4,055	6	1,606	14	5,661
UCLUELET	B	78	96,694	78	20,871	156	117,565
	C	65	20,216	61	95,922	126	116,138
		143	116,910	139	116,793	282	233,703
VANANDA	B	150	180,325	84	29,355	234	209,680
	C	70	34,438	58	49,877	128	84,315
		220	214,763	142	79,232	362	293,995
VANCOUVER	B	6,066	2,954,662	6,007	3,476,725	12,073	6,431,387
	C	2,498	2,902,555	2,694	2,620,882	5,192	5,523,437
		8,564	5,857,217	8,701	6,097,607	17,265	11,954,824
VANGUARD	B	77	31,757	115	183,601	192	215,358
	C	61	178,964	26	29,823	87	208,787
		138	210,721	141	213,424	279	424,145
VICTORIA	B	631	255,624	773	420,373	1,404	675,997
	C	229	246,903	161	121,862	390	368,765
		860	502,527	934	542,235	1,794	1,044,762
WATSON ISLAND	B	22	518	44	63,189	66	63,707
	C	19	59,385			19	59,385
		41	59,903	44	63,189	85	123,092
WEST BAY	B	3	243	6	9,203	9	9,446
	C	4	8,970	1	10	5	8,980
		7	9,213	7	9,213	14	18,426
ZEBALLOS	B	11	97	22	9,866	33	9,963
	C	11	9,769			11	9,769
		22	9,866	22	9,866	44	19,732
STEWART	B	68	9,027	79	23,159	147	32,186
	C	93	109,889	84	103,263	177	213,152
		161	118,916	163	126,422	324	245,338
BC-NES/C-B.--NDA	B	1,677	1,494,304	2,320	1,837,538	3,997	3,331,842
	C	1,451	1,598,410	756	1,185,894	2,207	2,784,304
		3,128	3,092,714	3,076	3,023,432	6,204	6,116,146
TOTAL - PROVINCE	B	18,086	10,174,751	19,014	11,119,728	37,100	21,294,479
	C	9,551	10,555,225	8,408	9,496,502	17,959	20,051,727
		27,637	20,729,976	27,422	20,616,230	55,059	41,346,206
NORTH-WEST TERR. / TERR. DU NORD-OUEST							
FROBISHER BAY	B			2	2,220	2	2,220
	C	5	4,829	3	2,609	8	7,438
		5	4,829	5	4,829	10	9,658
NWT-NES/TNO-NOA	B	11	23,074	88	221,147	99	244,221
	C	104	234,534	20	27,479	124	262,013
		115	257,608	108	248,626	223	506,234
TOTAL - PROVINCE	B	11	23,074	90	223,367	101	246,441
	C	109	239,363	23	30,088	132	269,451
		120	262,437	113	253,455	233	515,892
TOTAL - CANADA	B	28,090	36,628,299	31,037	39,798,185	59,127	76,426,484
	C	30,366	53,852,108	27,017	49,484,667	57,383	103,336,775
		58,456	90,480,407	58,054	89,282,852	116,510	179,763,259

B - BALLAST, C - CARGO / CARGAISON.

TABLE 15. VESSELS DEPARTED FROM CANADIAN PORTS IN COASTWISE SHIPPING, BY RIG AND SIZE.

TABLEAU 15. NAVIRES EN PROVENANCE DE PORTS CANADIENS EN CABOTAGE NATIONAL, SUIVANT LE GREEMENT ET LA DIMENSION.

PROVINCE AND NET TONNAGE RANGE PROVINCE ET RANGEE DE TONNAGE NET	STEAM / VAPEUR		MOTOR / MOTEUR		UNRIGGED / SANS GREEMENT		TOTAL / TOTAL	
	NUMBER NOMBRE	NET TONS TONNES NET	NUMBER NOMBRE	NET TONS TONNES NET	NUMBER NOMBRE	NET TONS TONNES NET	NUMBER NOMBRE	NET TONS TONNES NET
<b>NEWFOUNDLAND / TERRE-NEUVE</b>								
1- 99	3	282	787	57,450			790	57,732
100- 499	955	446,851	5,723	2,116,226	4	1,608	6,682	2,564,685
500- 999	4	2,581	3,584	2,045,948			3,588	2,048,529
1000-1999	110	113,960	423	474,049			533	588,009
2000-2999	2	4,068	273	675,623	1	2,427	276	682,118
3000-3999			446	1,591,573			446	1,591,573
4000-4999			297	1,362,010			297	1,362,010
5000-5999			210	1,143,436	1	5,636	211	1,149,072
6000+	9	63,261	480	3,421,539	5	47,304	494	3,532,104
<b>TOTAL</b>	<b>1,083</b>	<b>631,003</b>	<b>12,223</b>	<b>12,887,854</b>	<b>11</b>	<b>56,975</b>	<b>13,317</b>	<b>13,575,832</b>
<b>PR. EDWARD ISLAND / ILE DU PR. EDOUARD</b>								
1- 99			17	1,181			17	1,181
100- 499	1	260	62	21,141			63	21,401
500- 999			13	12,870			13	12,870
1000-1999			17	26,986			17	26,986
2000-2999			4	11,273			4	11,273
3000-3999			43	149,081			43	149,081
4000-4999			1	4,101			1	4,101
6000+	1	10,201	18	119,592			19	129,793
<b>TOTAL</b>	<b>2</b>	<b>10,461</b>	<b>175</b>	<b>346,225</b>			<b>177</b>	<b>356,686</b>
<b>NOVA SCOTIA / NOUVELLE-ECOSSE</b>								
1- 99	1	12	190	6,872			191	6,884
100- 499	7	2,969	311	104,898			318	107,867
500- 999	2	1,692	340	240,433			342	242,125
1000-1999	1	1,649	155	256,589	56	62,606	212	320,844
2000-2999			185	462,041			185	462,041
3000-3999			401	1,387,775	1	3,024	402	1,390,799
4000-4999			311	1,419,166			311	1,419,166
5000-5999	1	5,871	218	1,182,876	9	50,724	228	1,239,471
6000+	72	696,279	549	3,745,960	1	6,245	622	4,448,484
<b>TOTAL</b>	<b>84</b>	<b>708,472</b>	<b>2,660</b>	<b>8,806,610</b>	<b>67</b>	<b>122,599</b>	<b>2,811</b>	<b>9,637,681</b>
<b>NEW BRUNSWICK / NOUVEAU-BRUNSWICK</b>								
1- 99			312	9,352			312	9,352
100- 499			356	63,057			356	63,057
500- 999			31	29,622			31	29,622
1000-1999			40	64,388	194	215,970	234	280,358
2000-2999			71	172,494	1	2,179	72	174,673
3000-3999			50	166,769			50	166,769
4000-4999			9	39,066			9	39,066
5000-5999					9	50,724	9	50,724
6000+	23	290,752	57	499,102	2	17,286	82	807,140
<b>TOTAL</b>	<b>23</b>	<b>290,752</b>	<b>926</b>	<b>1,043,850</b>	<b>206</b>	<b>286,159</b>	<b>1,155</b>	<b>1,620,761</b>
<b>QUEBEC / QUEBEC</b>								
1- 99	1	12	739	30,440	4	295	744	30,747
100- 499	26	9,752	2,936	788,355	9	2,714	2,971	800,821
500- 999			900	573,297	2	1,332	902	574,629
1000-1999	245	301,052	670	1,052,890	3	3,801	918	1,357,743
2000-2999	20	49,177	441	1,102,185	1	2,657	462	1,154,019
3000-3999	38	127,104	603	2,084,835			641	2,211,939
4000-4999	33	154,312	104	430,068	84	364,266	221	948,646
5000-5999	88	475,608	22	115,487	64	360,604	174	951,699
6000+	587	6,206,221	508	6,163,681	9	56,205	1,104	12,426,107
<b>TOTAL</b>	<b>1,038</b>	<b>7,323,238</b>	<b>6,923</b>	<b>12,341,238</b>	<b>176</b>	<b>791,874</b>	<b>8,137</b>	<b>20,456,350</b>
<b>ONTARIO / ONTARIO</b>								
1- 99	1	11	548	11,449			549	11,460
100- 499			35	8,243	4	810	39	9,053
500- 999			212	138,263	5	2,757	217	141,020
1000-1999	460	657,133	577	932,906	8	10,283	1,045	1,600,322
2000-2999	32	79,901	349	856,752			381	936,653
3000-3999	159	541,666	342	1,184,901	1	3,420	502	1,729,987
4000-4999	113	531,137	301	1,286,124	4	17,444	418	1,834,705
5000-5999	247	1,322,863	18	102,644	2	11,000	267	1,436,507
6000+	1,052	9,675,770	445	5,376,850			1,497	15,052,620
<b>TOTAL</b>	<b>2,064</b>	<b>12,808,481</b>	<b>2,827</b>	<b>9,898,132</b>	<b>24</b>	<b>45,714</b>	<b>4,915</b>	<b>22,752,327</b>

TABLE 13. VESSELS DEPARTED FROM CANADIAN PORTS IN COASTWISE SHIPPING, BY SIZE AND SIZE.

TABLÉAU 13. NAVIRES EN PROVENANCE DE PORTS CANADIENS EN CABOTAGE NATIONAL, SUIVANT LE GREEMENT ET LA DIMENSION.

PROVINCE AND NET TONNAGE RANGE PROVINCE ET RANGÉE DE TONNAGE NET	STEAM / VAPEUR		MOTOR / MOTEUR		UNRIGGED / SANS GREEMENT		TOTAL / TOTAL	
	NUMBER NOMBRE	NET TONS TONNES NET	NUMBER NOMBRE	NET TONS TONNES NET	NUMBER NOMBRE	NET TONS TONNES NET	NUMBER NOMBRE	NET TONS TONNES NET
<b>MANITOBA / MANITOBA</b>								
500- 999			1	519			1	519
1000-1999			3	3,942			3	3,942
3000-3999			3	9,069			3	9,069
<b>TOTAL</b>			<b>7</b>	<b>13,530</b>			<b>7</b>	<b>13,530</b>
<b>BRITISH COLUMBIA / COLOMBIE-BRITANNIQUE</b>								
1- 99	3	96	10,529	217,807	9	198	10,541	218,101
100- 499	1	123	1,467	287,851	1,836	641,073	3,304	929,047
500- 999	1	738	483	436,128	5,824	4,221,326	6,308	4,658,192
1000-1999			2,131	3,539,940	3,253	4,187,829	5,384	7,727,769
2000-2999	6	15,564	11	28,534	1,063	2,459,237	1,080	2,503,335
3000-3999	20	64,725			177	645,265	197	709,990
4000-4999					171	750,167	171	750,167
5000-5999					291	1,703,062	291	1,703,062
6000+			2	20,837	144	1,395,730	146	1,416,567
<b>TOTAL</b>	<b>31</b>	<b>81,246</b>	<b>14,623</b>	<b>4,531,097</b>	<b>12,768</b>	<b>16,003,887</b>	<b>27,422</b>	<b>20,616,230</b>
<b>NORTH-WEST TERR. / TERR. DU NORD-OUEST</b>								
500- 999			11	7,440			11	7,440
1000-1999	1	1,086	51	63,412			52	64,498
2000-2999			9	22,908			9	22,908
3000-3999			35	117,346			35	117,346
6000+			6	41,263			6	41,263
<b>TOTAL</b>	<b>1</b>	<b>1,086</b>	<b>112</b>	<b>252,369</b>			<b>113</b>	<b>253,455</b>
<b>CANADA - CANADA</b>								
1- 99	9	413	13,122	334,551	13	493	13,144	335,457
100- 499	990	459,955	10,890	3,389,771	1,853	646,205	13,733	4,495,931
500- 999	7	5,011	5,575	3,484,520	5,831	4,225,415	11,413	7,714,946
1000-1999	817	1,074,880	4,067	6,415,102	3,514	4,480,489	8,398	11,970,471
2000-2999	60	148,710	1,343	3,331,810	1,066	2,466,500	2,469	5,947,020
3000-3999	217	733,495	1,923	6,691,349	179	651,709	2,319	8,076,553
4000-4999	146	685,449	1,023	4,540,535	259	1,131,877	1,428	6,357,861
5000-5999	336	1,804,342	468	2,544,443	376	2,181,750	1,180	6,530,535
6000+	1,744	16,942,484	2,065	19,388,824	161	1,522,770	3,970	37,854,078
<b>TOTAL</b>	<b>4,326</b>	<b>21,854,739</b>	<b>40,476</b>	<b>50,120,905</b>	<b>13,252</b>	<b>17,307,208</b>	<b>58,054</b>	<b>89,282,852</b>

TABLE 16. TUGS DEPARTED FROM CANADIAN PORTS IN COASTWISE SHIPPING, BY PORT.

TABEAU 16. REMORQUEURS EN PROVENANCE DE PORTS CANADIENS, EN CABOTAGE NATIONAL, PAR PORT.

PROVINCE - PORT	NUMBER / NOMBRE	GROSS TONS / TONNES BRUTS
<b>NEWFOUNDLAND / TERRE-NEUVE</b>		
ARGENTIA	1	34
CORNER BROOK	1	3
GOOSE BAY	8	1,924
GRAND BANK	2	617
MARYSTOWN	5	160
PORT AUX BASQUES	6	263
ST. JOHNS	8	659
ST. LAWRENCE	1	238
STEPHENVILLE	27	3,771
TOMMYS ARM	1	15
NFLO-NES/T-N -NDA	10	664
<b>TOTAL - PROVINCE</b>	<b>70 *</b>	<b>8,348 *</b>
<b>PR. EDWARD ISLAND / ILE DU PR. EDOUARD</b>		
CHARLOTTETOWN	1	14
SDURIS	7	718
PEI-NES/1PE-NDA	1	3
<b>TOTAL - PROVINCE</b>	<b>9 *</b>	<b>735 *</b>
<b>NOVA SCOTIA / NOUVELLE-ECOSSE</b>		
DIGBY	13	480
HALIFAX	74	3,080
LIVERPOOL	6	103
LUNENBURG	1	3
MARGARETSVILLE	23	468
MULGRAVE	2	60
PICTOU	7	360
PORT HAWKESBURY	16	649
SHELburne	2	72
SYDNEY	10	502
YARMOUTH	21	969
NS.-NES/N-E.-NDA	12	836
<b>TOTAL - PROVINCE</b>	<b>187 *</b>	<b>7,582 *</b>
<b>NEW BRUNSWICK / NOUVEAU-BRUNSWICK</b>		
BATHURST	1	119
BELLEFUNE	13	552
CARAQUET	2	27
DALHOUSIE	1	3
GRAND MANAN	16	301
SAINT JOHN	136	4,150
ST. STEPHEN	61	1,927
N.B.-NES/NDA	7	168
<b>TOTAL - PROVINCE</b>	<b>237 *</b>	<b>7,247 *</b>
<b>QUEBEC / QUEBEC</b>		
BAIE COMEAU	12	396
CHICOUTIMI	9	68
FDRESTVILLE	42	1,806
GASPE	6	95
GRINDSTONE	2	114
LES ESCOUMINS	1	1
MATANE	7	149
MONT LOUIS	1	39
MONTREAL	170	9,489
CONTRECOEUR	1	101
PORT ALFRED	2	211
PORT CARTIER	6	213
QUEBEC	159	8,454
RIMOUSKI	10	307
RIVIERE DU LOUP	11	434
ST. JEAN PORT JOLI	4	312
SEPT ILES	8	496
SDREL	162	8,765
TROIS PISTOLES	5	469
TROIS RIVIERES	26	621
VALLEYFIELD	3	66
QUEBEC-NORTH/NORD	1	3
QUEBEC-NES/NDA	66	5,021
<b>TOTAL - PROVINCE</b>	<b>714 *</b>	<b>37,630 *</b>
<b>ONTARIO / ONTARIO</b>		
AMHERSTBURG	1	50

TABLE 16. TUGS DEPARTED FROM CANADIAN PORTS IN COASTWISE SHIPPING, BY PORT.

TABLÉAU 16. REMORQUEURS EN PROVENANCE DE PORTS CANADIENS, EN CABOTAGE NATIONAL, PAR PORT.

PROVINCE - PORT	NUMBER / NOMBRE	GROSS TONS / TONNES BRUTS
BELLEVILLE	1	1
COBBOURG	1	27
COLBORNE	1	17
COLLINGWOOD	1	48
CORNWALL	4	508
ERIEAU	1	19
GODERICH	4	146
HAMILTON	67	1,700
KINGSTON	39	1,829
LITTLE CURRENT	1	1
OAKVILLE	4	120
OSHAWA	27	641
OWEN SOUND	4	124
PICTON	1	1
PORT BURWELL	8	152
PORT COLBORNE	55	2,008
PORT STANLEY	11	214
PRESCOTT	10	276
ST. CATHARINES	7	158
SARNIA	3	126
SAULT STE. MARIE	5	160
TORONTO	80	1,570
TRENTON	2	2
WELLAND	3	81
WHITBY	42	1,092
WINDSOR	5	272
ONTARIO-NES/NOA	25	603
<b>TOTAL - PROVINCE</b>	<b>413 *</b>	<b>11,946 *</b>
<b>BRITISH COLUMBIA / COLOMBIE-BRITANNIQUE</b>		
ALERT BAY	36	773
ANDYS BAY	32	2,502
BAMBERTON	310	4,271
BEAVER COVE	56	2,355
BEECHER BAY	19	504
BELLA COOLA	24	1,989
BLIND BAY	13	232
BLUBBER BAY	45	3,633
BRITANNIA BEACH	577	8,902
CAMPBELL RIVER	332	9,740
CENTRE BAY	3	39
CHEMAINUS	154	2,571
CLAM BAY	3	370
CLIO BAY	5	431
COAL HARBOUR	31	499
COURTENAY	26	764
COWICHAN BAY	117	2,838
CROFTON	459	9,386
ESQUIMALT	63	3,249
GOLD RIVER	83	3,533
GOWLAND HARBOUR	2	20
JERVIS INLET	29	2,301
KIMSQUIT	15	1,659
KITIMAT	60	4,725
KNIGHT INLET	19	1,748
LADYSMITH	66	3,519
LAKE BAY	15	208
LT. ESPINOSA INL	17	1,899
LONG BAY	6	225
LOUGHBOROUGH INL	2	78
LYALL HARBOUR	17	386
MAHATTA RIVER	32	518
MARBLE BAY	81	1,767
MASSET	3	116
MENZIES BAY	9	125
NANAIMO	412	8,939
NEW WESTMINSTER	1,105	22,630
N. ARM FRASER R.	49	2,248
OCEAN FALLS	34	3,074
PORT ALBERNI	62	2,773
PORT HARDY	18	554
PORT HARVEY	13	459
PORT MELLON	49	1,346
PORT MCNEILL	28	645
PORT RENFREW	4	90
POWELL RIVER	542	9,203
PRINCE RUPERT	109	3,510
RUPERT INLET	15	473
QUATSIND	171	5,163
RAGGED ISLAND	7	71
ROBERTS BANK	7	874

TABLE 16. TUGS DEPARTED FROM CANADIAN PORTS IN COASTWISE SHIPPING, BY PORT.

TABLÉAU 16. REMORQUEURS EN PROVENANCE DE PORTS CANADIENS, EN CABOTAGE NATIONAL, PAR PORT.

PROVINCE - PORT	NUMBER / NOMBRE	GROSS TONS / TONNES BRUTS
SAANICHTON	5	105
SARITA RIVER	4	28
SHANNON BAY	25	1,469
SIWASH	1	15
SKIDEGATE	6	384
SMITH INLET	14	1,663
SOOKE	22	615
SOUTH BAY	48	7,936
SQUAMISH	128	2,722
TASU	9	239
TAHSIS	36	650
TEAKERNE ARM	49	1,139
TEXADA	1	13
UCLUELET	49	2,789
VANANDA	34	1,439
VANCOUVER	3,620	105,080
VANGUARD	67	6,844
VICTORIA	442	22,389
WATSON ISLAND	24	550
WEST BAY	4	320
ZEBALLOS	11	97
STEWART	60	1,167
BC-NES/C-B.-NDA	670	38,651
<b>TOTAL - PROVINCE</b>	<b>10,715 *</b>	<b>336,093 *</b>
<b>TOTAL - CANADA</b>	<b>12,345</b>	<b>409,581</b>

TABLE 17. TONNAGE OF CARGO LOADED AND UNLOADED AT CANADIAN PORTS IN INTER AND INTRA-PROVINCIAL TRADE BY PROVINCE

UNLOADING PROV	PROVINCE OF LOADING									TOTAL
	NEWFOUNDL	P.E.I.	NOVA SCOTIA	NEW BRUNSW.	QUEBEC	ONTARIO	MANITOBA	BR.COLUMBIA	NORTHWEST T	
NEWFOUNDLAND	504,549	25,006	1,612,906	282,558	507,206	44,449		34,392		3,011,066
P.E.I.	25,268		376,004	213,741	12,346	7,402				634,761
NOVA SCOTIA	107,748	17,498	592,505	684,075	970,385	108,980	3,499		1,048	2,485,738
NEW BRUNSWICK	92,138	28,065	679,322	257,249	55,850					1,112,624
QUEBEC	540,114	30,362	1,632,623	632,399	6,396,578	11,407,782			1,644	20,641,502
ONTARIO			196,843	48,602	4,985,061	12,875,423				18,105,929
MANITOBA					6,521					6,521
BR.COLUMBIA								14,882,142		14,882,142
NORTHWEST TER.	11,636		4,167		74,623		1,934		651	93,011
TOTALS	1,281,453	100,931	5,094,270	2,118,624	13,008,570	24,444,036	5,433	14,916,534	3,343	60,973,294

TABLE 18. CARGO LOADED AND UNLOADED IN COASTWISE SHIPPING BY VESSELS OF FOREIGN REGISTRY, EXCLUDING VESSELS IN BALLAST

REGISTRY	ATLANTIC AND ST. LAWRENCE			GREAT LAKES PORTS			PACIFIC PORTS			TOTAL		
	NO.	R.N.T.	CARGO T.	NO.	R.N.T.	CARGO T.	NO.	R.N.T.	CARGO T.	NO.	R.N.T.	CARGO T.
	DEPARTED - LOADED											
UNITED KINGDOM	229	508,869	299,281	17	104,625	196,427				246	613,494	495,708
GREECE	4	29,518	112,990	3	22,059	28,205				7	51,577	141,195
ITALY							1	12,211	34,392	1	12,211	34,392
NORWAY	2	9,744	22,600							2	9,744	22,600
SWEDEN	456	296,212	48,279							456	296,212	48,279
LIBERIA	15	185,852	197,471	5	41,420	40,293				20	227,272	237,764
SINGAPORE	51	37,773	22,854							51	37,773	22,854
BAHAMAS	18	135,393	332,613							18	135,393	332,613
BERMUDA	190	865,808	1,968,230	2	14,400	22,107				192	880,208	1,990,337
LEEW-WIND IS.	2	1,904	7,509							2	1,904	7,509
NETH. ANTILLES	3	15,710	55,911	11	83,083	166,447				14	98,793	222,358
UNITED STATES	1	6,154	13,297	6	28,444	47,499				7	34,598	60,796
GRAND TOTALS	971	2,092,937	3,081,035	44	294,031	500,978	1	12,211	34,392	1,016	2,399,179	3,616,405
ARRIVED - UNLOADED												
UNITED KINGDOM	272	620,594	468,794	2	13,348	26,914				274	633,942	495,708
GREECE	4	29,279	39,874	7	51,417	101,321				11	80,696	141,195
ITALY	1	12,211	34,392							1	12,211	34,392
NORWAY				2	9,744	22,600				2	9,744	22,600
SWEDEN	462	299,167	48,279							462	299,167	48,279
LIBERIA	15	169,210	222,238	1	8,284	15,526				16	177,494	237,764
SINGAPORE	60	44,440	22,854							60	44,440	22,854
BAHAMAS	25	168,153	332,613							25	168,153	332,613
BERMUDA	259	1,122,361	1,982,230	1	7,200	8,107				260	1,129,561	1,990,337
LEEW-WIND IS.	4	3,808	7,509							4	3,808	7,509
NETH. ANTILLES	14	98,793	205,623	1	7,553	16,735				15	106,346	222,358
UNITED STATES	6	31,491	60,796							6	31,491	60,796
GRAND TOTALS	1,122	2,599,507	3,425,202	14	97,546	191,203				1,136	2,697,053	3,616,405



APPENDIX - A - APPENDICE

Number and Registered Net Tonnage of, and Tons of Cargo Unloaded and Loaded by, Vessels Arrived at and Departed from Canadian Ports in Coastwise Shipping, 1946-1973

Navigation nationale: nombre de navires entrés et sortis et leur jauge nette au registre et marchandises embarquées et débarquées (en tonnes), 1946-1973

Year — Année	Arrived — Entrées			Departed — Sorties		
	Number — Nombre	Registered net tons — Tonnes nettes au registre	Cargo unloaded (tons) <sup>1</sup> — Marchandises débarquées (en tonnes) <sup>1</sup>	Number — Nombre	Registered net tons — Tonnes nettes au registre	Cargo loaded (tons) <sup>1</sup> — Marchandises embarquées (en tonnes) <sup>1</sup>
1946	67,014	45,559,014		65,880	41,218,108	
1947	73,439	51,823,502		71,678	47,018,417	
1948	75,141	52,453,382		73,000	47,680,583	
1949 <sup>2</sup>	82,012	56,037,003		80,762	52,203,784	
1950	84,065	56,066,997		82,224	51,615,568	
1951	86,571	60,802,798		84,591	55,609,082	
1952	79,722	56,776,504	30,869,866	81,639	57,876,563	27,574,359
1953	88,675	67,417,391	32,467,480	86,000	62,022,657	28,573,792
1954	84,890	64,291,083	29,913,637	85,581	60,247,848	25,796,418
1955	86,010	67,228,840	33,432,586	85,190	64,889,982	27,612,854
1956	88,640	75,220,366	39,057,169	89,669	76,857,713	34,505,161
1957 <sup>3</sup>	104,079	76,535,160	37,022,139	101,879	73,565,370	37,869,188
1958	100,234	76,197,625	38,778,904	99,364	74,012,136	38,569,541
1959	110,702	85,536,408	39,698,650	109,358	82,359,631	40,849,804
1960	120,125	88,493,116	40,777,135	118,852	85,279,786	40,849,804
1961	115,339	91,157,708	46,416,518	113,632	87,868,807	46,143,599
1962	112,325	87,767,018	43,769,420	111,099	85,231,511	43,831,540
1963	107,232	87,257,470	46,119,756	106,400	85,257,490	45,831,181
1964	105,186	91,007,726	51,864,783	104,134	87,662,780	51,997,367
1965	99,153	89,363,142	53,094,252	97,906	83,137,405	53,131,205
1966	102,400	96,648,426	60,685,949	102,035	93,931,833	60,761,594
1967	96,061	88,639,451	54,893,554	95,633	86,405,639	54,868,302
1968	89,154	90,767,420	56,155,292	88,592	89,918,028	56,130,716
1969	88,543	93,883,371	57,158,805	87,851	93,284,500	57,199,373
1970	80,331	100,935,295	63,163,772	79,884	100,368,093	63,154,162
1971	68,083	96,274,780	60,767,761	68,237	96,202,069	60,767,761
1972	63,438	92,675,867	60,986,594	63,067	91,685,940	60,986,594
1973	58,456	90,480,407	60,973,294	58,054	89,282,852	60,973,294

<sup>1</sup> Cargo data not available prior to 1952. — Données indisponibles avant 1952.

<sup>2</sup> Data for Newfoundland included from April 1, 1949. — Données pour Terre-Neuve comprises à partir du 1<sup>er</sup> avril 1949.

<sup>3</sup> Data for non-customs ports included for the first time in 1957. — Données pour les ports non douaniers comprises pour la première fois en 1957.

**APPENDIX - B - APPENDICE**

**List of Canadian Ports - Liste des ports canadiens**

**NEWFOUNDLAND - TERRE-NEUVE**

Aguathuna  
Argentia  
Baie Verte  
Bay Roberts  
Bell Island  
Botwood  
Burin  
Carmanville  
Catalina  
Clareville  
Corner Brook (incl. Hughes Brook, Curling,  
Humbermouth)  
Fortune  
Goose Bay  
Grand Bank  
Harbour Breton  
Harbour Grace  
Hare Bay  
Hawke Bay  
Holyrood  
Lewisporte  
Little Bay  
Long Pond (Manuels)  
Marystown  
Port aux Basques  
Port Hope Simpson  
Long Harbour  
St. Albans  
St. John's  
St. Lawrence  
Stephenville (incl. St. George's Flat Bay, Flat  
Point, Turf Point)  
Tilt cove  
Tommy's Arm  
All other Newfoundland ports - Tous autres  
ports de Terre-Neuve

**PRINCE EDWARD ISLAND - ÎLE-DU-PRINCE-ÉDOUARD**

Charlottetown  
Souris  
Summerside (Borden)  
All other Prince Edward Islands ports - Tous  
autres ports de l'Île-du-Prince-Édouard

**NOVA SCOTIA - NOUVELLE-ÉCOSSE**

Annapolis Royal  
Baddeck  
Bridgewater  
Digby  
Halifax  
Hantsport  
Little Narrows  
Liverpool (Brooklyn)  
Lunenburg  
Margaretsville  
Mulgrave  
North Sydney  
Parrsboro  
Pictou  
Port Hawkesbury (incl. Point Tupper)

**NOVA SCOTIA - Concluded - NOUVELLE-ÉCOSSE - fin**

Pugwash  
Sheet Harbour  
Shelburne  
Sydney (Pt. Edward)  
Walton  
Weymouth  
Wolfville (incl. Pt. Williams)  
Yarmouth  
All other Nova Scotia ports - Tous autres ports  
de la Nouvelle-Écosse

**NEW BRUNSWICK - NOUVEAU-BRUNSWICK**

Bathurst  
Belledune  
Campbellton  
Caraquet  
Chatham  
Dalhousie  
Grand Manan (North Head)  
Moncton  
Newcastle (Bridgetown)  
Richibucto  
Saint John  
St. Andrews  
St. Stephen  
All other New Brunswick ports - Tous autres ports  
du Nouveau-Brunswick

**QUÉBEC**

Baie Comeau  
Beloil  
Bic  
Black Cape  
Cap Chat  
Carleton  
Chandler  
Chicoutimi  
Contrecoeur  
Donnacona  
Forestville  
Gaspé  
Godbout  
Grande Vallée  
Grindstone  
Havre St. Pierre  
Lanoraie  
Les Escoumins  
Matane  
Mont Louis  
Montréal  
New Richmond  
Paspébiac  
Pentecôte  
Pointe-au-Pic  
Pointe-Noire (Clarke City)  
Port Alfred  
Port Cartier  
Port Menier  
Québec  
Rimouski

List of Canadian Ports - Continued - Liste des ports canadiens - suite

**QUÉBEC - Concluded**

Rivière-du-Loup  
St. Jean Port Joli  
St. Siméon  
Ste. Anne des Monts  
Sacré-Coeur  
Sept-Îles  
Sorel  
Trois-Pistoles  
Trois-Rivières  
Valleyfield  
Varenes  
Northern Quebec ports - Ports du nord  
de Quebec  
All other Quebec ports - Tous autres ports de  
Québec

**ONTARIO**

Amherstburg  
Badgely Island  
Belleville  
Britt  
Brockville  
Byng Inlet  
Cardinal  
Clarkson  
Cobourg  
Colborne  
Collingwood  
Cornwall  
Courtright  
Cutler  
Depot Harbour  
Erieau  
Goderich  
Hamilton  
Killarney  
Kingston  
Kingsville  
Lakeview  
Little Current  
Marathon  
Michipicoten Harbour  
Midland  
Morrisburg  
Nipigon  
Oakville (Bronte)  
Oshawa  
Owen Sound  
Parry Sound  
Picton  
Port Burwell  
Port Colborne  
Port Credit  
Port Hope  
Port Lambton  
Port Maitland  
Port McNicoll  
Port Stanley  
Prescott  
Red Rock  
St. Catharines (Port Weller, Pt. Dalhousie)

**ONTARIO - Concluded**

Sarnia  
Sault Ste. Marie (Marks Bay, Mill Pond)  
Serpent River  
Sombra  
Thorold  
Thunder Bay  
Toronto  
Trenton  
Wallaceburg  
Welland  
Whitby  
Windsor (Walkerville, Sandwich, Ojibway,  
Riverside)  
Northern Ontario ports - Ports du nord  
d'Ontario  
All other Ontario ports - Tous autres ports  
d'Ontario

**MANITOBA**

Churchill  
All other Manitoba ports - Tous autres ports du  
Manitoba

**BRITISH COLUMBIA - COLOMBIE-BRITANNIQUE**

Alert Bay  
Andy's Bay  
Bamberton  
Beaver Cove  
Bedwell Sound  
Beecher Bay  
Bella Coola (S. Bentinck Arm)  
Blind Bay  
Blubber Bay  
Britannia Beach  
Campbell River (Duncan Bay)  
Centre Bay  
Chemainus  
Clam Bay  
Clio Bay  
Coal Harbour  
Courtenay  
Cowichan Bay  
Crofton (Croft Hill)  
Esquimalt  
Fair Harbour  
Furry Creek  
Gold River  
Gowland Harbour  
Hastings Arm  
Jedway  
Jervis Inlet  
Kimsquit  
Kitkatla  
Kitimat  
Knight Inlet  
Ladysmith  
Lake Bay  
Little Espinosa Inlet  
Long Bay  
Loughborough Inlet  
Lyll Harbour

List of Canadian ports - Concluded - Liste des ports canadiens - fin

**BRITISH COLUMBIA - Continued - COLOMBIE-BRITANNIQUE - suite**

Mahatta River  
Malksope Inlet  
Marble Bay  
Marpole  
Masset  
Menzies Bay  
Moresby Camp  
Namu  
Nanaimo (Harmac)  
New Westminster  
North Arm Fraser River  
Ocean Falls  
Port Alberni  
Port Hardy (Hardy Bay)  
Port Harvey  
Port Mellon  
Port McNeill  
Port Renfrew  
Powell River  
Prince Rupert  
Quatsino  
Ragged Island  
Roberts Bank  
Rupert Inlet  
Saanichton  
Sandpoint  
Sarita River  
Shannon Bay  
Siwash (Okisollo)

**BRITISH COLUMBIA - Concluded - COLOMBIE-BRITANNIQUE - fin**

Skidegate  
Smith Inlet  
Sooke  
South Bay  
Stewart  
Squamish  
Tasu  
Tahsis  
Teakerne Arm  
Texada  
Toquart  
Ucluelet  
Vananda  
Vancouver (incl. Port Moody, North Arm, Ioco, Burnaby, English Bay, False Creek, Dollarton)  
Vanguard  
Victoria  
Watson Island  
West Bay  
Zeballos  
All other British Columbia ports - Tous autres ports de la Colombie-Britannique

**NORTHWEST TERRITORIES - TERRITOIRES DU NORD-OUEST**

Frobisher Bay  
All other Northwest Territories ports - Tous autres ports des Territoires du Nord-Ouest

**APPENDIX - C - APPENDICE**

**List of Commodities**

**Marchandise**

**LIVE ANIMALS**

Cattle  
Live animals, n.e.s.

**ANIMAUX VIVANTS**

Bovins  
Animaux vivants, n.d.a.

**FOOD, FEED, BEVERAGES AND TOBACCO**

**ALIMENTS, ALIMENTS POUR ANIMAUX, BOISSONS ET TABACS**

**Meat and Meat Preparations**

Meat, fresh, chilled or frozen  
Meat, cured  
Meat and meat preparations, n e s

**Viandes et préparations de viande**

Viandes fraîches, refroidies ou congelées  
Viandes salées ou fumées  
Viandes et préparations de viande, n d a

**Fish and Marine Animals**

Fish, fresh, chilled or frozen  
Fish, smoked, salted, dried or pickled  
Fish, canned  
Lobster  
Shell fish, n.e.s.; meat of marine animals; and other fishery foods and feeds

**Poisson et animaux marins**

Poisson frais, refroidi ou congelé  
Poisson fumé, salé, séché ou mariné  
Poisson, en boîtes  
Homard  
Coquillages, n.d.a.; viande d'animaux marins; et autres aliments de poisson et aliments de poisson pour animaux

**Dairy Produce, Eggs and Honey**

Butter  
Cheese  
Milk powder  
Dairy produce, n.e.s.; eggs and honey

**Produits laitiers, oeufs et miel**

Beurre  
Fromage  
Lait en poudre  
Produits laitiers, n.d.a.; oeufs et miel

**Grain, Flour, Meal and Cereal Preparations**

Barley  
Corn  
Oats  
Rye  
Wheat  
Cereals, unmilled, n.e.s.  
Corn meal and flour  
Corn starch  
Malt and malt flour  
Wheat flour  
Cereals, milled, n.e.s.  
Bakery products, incl. those frozen  
  
Macaroni and cereal products, and farinaceous substances and flour for use as food

**Céréales, farine, et préparations de céréales**

Orge  
Maïs  
Avoine  
Seigle  
Blé  
Céréales, non moulues, n.d.a.  
Semoule et farine de maïs  
Fécule de maïs  
Malt et farine de malt  
Farine de blé  
Céréales moulues, n.d.a.  
Produits de boulangerie, y compris produits congelés  
Pâtes alimentaires et produits céréaliers, substances farineuses et farine utilisées comme aliments

**Fruits and Fruit Preparations**

Apples (incl. crab-apples)  
Bananas and plantains  
Fresh or chilled fruits and berries, n.e.s.  
Frozen fruits and berries  
Dried and dehydrated fruits  
Fruit juices, unfermented, not concentrated, and fruit juice concentrates  
Fruit pulp and purée (not canned)  
Fruits, preserved, not canned, n.e.s.  
Fruits and preparations, canned (exc. infant foods)

**Fruits et préparations de fruits**

Pommes (y compris pommettes)  
Bananes et bananes des Antilles  
Baies et fruits frais ou refroidis, n.d.a.  
Baies et fruits congelés  
Fruits séchés ou déshydratés  
Jus de fruits, non fermentés, non concentrés et concentrés de jus de fruits  
Pulpe et purée de fruits (non en boîtes)  
Fruits, conservés, mais non en boîtes, n.d.a.  
Fruits et préparations, en boîtes (sauf aliments pour bébés)

**List of Commodities - Continued**

**FOOD, FEED, BEVERAGES AND TOBACCO -**

Concluded:

**Nuts, Except Oil Nuts**

Peanuts, roasted or otherwise prepared  
Nuts, except oil nuts, n.e.s.

**Vegetables and Vegetable Preparations**

Potatoes  
Vegetables, fresh or chilled, n.e.s.  
Vegetables, frozen  
Vegetables, dried  
Vegetables and vegetable preparations, n.e.s.

**Sugar and Sugar Preparations**

Raw sugar  
Sugar, n.e.s.  
Molasses, crude  
Molasses, refined  
Syrup  
Sugar preparations (incl. confectionery)

**Cocoa, Coffee, Tea and Spices**

Cocoa and chocolate  
Coffee  
Tea  
Spices  
Vinegar

**Margarine, Shortening and Lard**

Margarine and similar products  
Shortening  
Lard

**Miscellaneous Foods, Food Materials and Food Preparations**

Sausage skins or casings  
Miscellaneous foods, food materials and food preparations, n.e.s.

**Fodder and Feed, Except Unmilled Cereals**

Hay, forage and straw  
Hulls, screenings, chaff and scourings  
Wheat bran, shorts and middlings  
Ground cereals and by-products, n.e.s.  
Cottonseed oil meal and cake  
Soyabean oil meal and cake  
Oil seed meals and cake, n.e.s.  
Brewers' and distillers' grains and solubles  
Feeds of vegetable origin, n.e.s.  
Feeds of animal origin  
Concentrated and complete feeds

**Beverages**

Non-alcoholic beverages  
Ale, beer, stout and porter  
Wines  
Fermented alcoholic beverages, n.e.s.  
Distilled alcoholic beverages

**Tobacco**

Cigarettes  
Tobacco, n.e.s.

**Marchandise - suite**

**ALIMENTS, ALIMENTS POUR ANIMAUX, BOISSONS ET TABACS - fin:**

**Noix, sauf noix oléagineuses**

Cacahuètes, grillées ou autrement préparées  
Noix, sauf noix oléagineuses, n.d.a.

**Légumes et préparations de légumes**

Pommes de terre  
Légumes, frais ou refroidis, n.d.a.  
Légumes, congelés  
Légumes, séchés  
Légumes et préparations de légumes, n.d.a.

**Sucre et préparations à base de sucre**

Sucre brut  
Sucre, n.d.a.  
Mélasse, brute  
Mélasse, raffinée  
Sirop  
Préparations à base de sucre (y compris confiserie)

**Cacao, café, thé et épices**

Cacao et chocolat  
Café  
Thé  
Épices  
Vinaigre

**Margarine, shortening et saindoux**

Margarine et produits semblables  
Shortening  
Saindoux

**Aliments divers, matières nutritives et préparations alimentaires**

Enveloppes et boyaux à saucisses  
Aliments divers, matières nutritives et préparations alimentaires, n.d.a.

**Fourrage et aliments pour animaux, sauf céréales non moulues**

Foin, fourrages et paille  
Écalures, criblures, rebuts et impurétés  
Son, remoulage et issues de blé  
Céréales moulues et sous-produits, n.d.a.  
Tourteau et farine de graine de coton  
Tourteau et farine de graine de soya  
Tourteau de farine de graine oléagineuses, n.d.a.  
Grains et solubles de brasserie et de distillerie  
Aliments pour animaux d'origine végétale, n.d.a.  
Aliments pour animaux d'origine animale  
Aliments pour animaux concentrés et complets

**Boissons**

Boissons non alcooliques  
Ale, bière, porter et stout  
Vins  
Boissons alcooliques fermentées, n.d.a.  
Boissons alcooliques distillées

**Tabacs**

Cigarettes  
Tabacs, n.d.a.

List of Commodities - Continued

Marchandise - suite

**CRUDE MATERIALS, INEDIBLE**

**Crude Animal Products, Inedible (Except Fibres)**

Raw hides and skins and undressed fur skins  
Crude animal products, inedible (except fibres),  
n.e.s.

**Crude Vegetable Products, Inedible (Except Tobacco, Fibres and Wood)**

Seeds for sowing, n.e.s.  
Flaxseed  
Mustard seed  
Rapeseed  
Soya beans  
Oil seeds, oil nuts and oil kernels, n.e.s.  
Nursery and greenhouse stock and related materials  
Rubber and allied gums, natural, and natural gums and resins  
Crude vegetable products, inedible (except tobacco, fibres and wood), n.e.s.

**Crude Wood Materials**

Logs  
Bolts and round timber  
Pulpwood  
Crude wood materials, n.e.s.

**Textile and Related Fibres (Including Waste)**

Wool and fine animal hair suitable for spinning  
Textile and related fibres (including waste),  
n.e.s.

**Metallic Ores, Concentrates, Scrap Metals and By-Products (Alternative Classification)**

Alumina and bauxite ore  
Copper ore and concentrates and matte and precipitates  
Iron ore, crude, and concentrates, calcined, roasted or treated  
Lead ore and concentrates  
Manganese ore  
Nickel-copper ore, nickel-copper matte or speiss, and nickel concentrates  
Titanium ore  
Zinc ore and concentrates  
Ores, concentrates and precipitates, n.e.s.  
Iron and steel scrap  
Non-ferrous and precious metal scrap  
Slags, drosses and other by-products

**Coal, Crude Petroleum and Related Crude Products**

Coal, bituminous, sub-bituminous, and lignite  
Coal, n.e.s.  
Crude petroleum, petroleum tops and natural gasoline  
Crude petroleum, Canadian  
Natural gas and other crude bituminous substances

**MATIÈRES BRUTES NON COMESTIBLES**

**Produits bruts d'origine animale, non comestibles (sauf fibres)**

Peaux et cuirs bruts et pelleteries non apprêtées  
Produits bruts d'origine animale, non comestibles (sauf fibres), n.d.a.

**Produits bruts d'origine végétale, non comestibles (sauf tabacs, fibres et bois)**

Graines de semence, n.d.a.  
Graine de lin  
Graine de moutarde  
Graine de colza  
Fèves de soya  
Graines, noix et amandes oléagineuses, n.d.a.  
Produits de pépinière et de culture de serre et matières connexes  
Caoutchouc et gommes semblables, naturels et gommes et résines naturelles  
Produits bruts d'origine végétale, non comestibles (sauf tabacs, fibres et bois), n.d.a.

**Matières en bois brut**

Billes  
Billots et bois ronds  
Bois à pâte  
Matières en bois brut, n.d.a.

**Textiles et fibres connexes (y compris déchets)**

Laine et poil fin d'animal pouvant être filés  
Textiles et fibres connexes (y compris déchets),  
n.d.a.

**Minerais de métaux, concentrés, déchets de métaux et sous-produits (1re possibilité de classification)**

Alumine et minerai de bauxite  
Minerai, concentrés, matte et précipités de cuivre  
Minerai de fer brut et concentrés calcinés, grillés ou traités  
Minerai et concentrés de plomb  
Minerai de manganèse  
Minerai de nickel et de cuivre, matte ou speiss de nickel et de cuivre et concentrés de nickel  
Minerai de titane  
Minerai et concentrés de zinc  
Minerais, concentrés et précipités, n.d.a.  
Déchets de fer et d'acier  
Déchets de métaux non ferreux et précieux  
Scories, crasses et autres sous-produits

**Charbon, pétrole brut et produits bruts connexes**

Charbon bitumineux, sous-bitumineux et lignite  
Charbon, n.d.a.  
Pétrole brut, produits de tête et essence naturelle  
Pétrole brut, canadien  
Gaz naturel et autres substances bitumineuses brutes

**List of Commodities - Continued**

**CRUDE MATERIALS, INEDIBLE - Concluded:**

**Crude Non-metallic Minerals (Except Coal and Petroleum)**

Asbestos, unmanufactured, crude and fibre  
Bentonite  
China clay  
Dolomite  
Clay and other crude refractory materials, n.e.s.  
Sand and gravel  
Limestone  
Crushed stone, incl. stone refuse (exc. limestone flux and crushed limestone)  
Stone, crude, n.e.s.  
Water and ice  
Barytes, natural  
Fluorspar  
Gypsum  
Phosphate rock  
Salt  
Sulphur in ores, crude and refined (exc. pharmaceutical grade)  
Crude non-metallic minerals (except coal and petroleum), n.e.s.

**Waste and Scrap Materials, n.e.s.**

Cotton and textile rags and waste  
Hogged fuel (wood)  
Waste and scrap materials, n.e.s.

**FABRICATED MATERIALS, INEDIBLE**

**Leather**

Leather  
Furs, dressed  
Rubber fabricated materials

**Wood Fabricated Materials**

Lumber and timber  
Flooring  
Railway ties  
Shingles and shakes  
Lath of wood  
Other sawmill products, n.e.s.  
Veneer, plywood and wood building boards  
Cooperage stock and box, crate and package shoo  
Wood fabricated materials, n.e.s.

**Pulp**

Pulp

**Paper and Paperboard**

Newsprint paper  
Paper, n.e.s.  
Paperboard  
Building paper and building board (exc. wood, plastic and gypsum board)  
Wet machine board and converted paper

**Textile Fabricated Materials**

Cordage, twine and rope (exc. braided cords and threads)  
Jute broad woven fabrics  
Textile fabricated materials, n.e.s.

**Marchandise - suite**

**MATIÈRES BRUTES NON COMESTIBLES - fin:**

**Minéraux bruts non métalliques (sauf charbon et pétrole)**

Amiante, non fabriqué, brut et en fibres  
Bentonite  
Kaolin  
Dolomite  
Argile et autres matières réfractaires brutes, n.d.a.  
Sable et gravier  
Pierre à chaux  
Pierre concassée, y compris rebuts de pierre (non compris castine et pierre à chaux concassée)  
Pierre brute, n.d.a.  
Eau et glace  
Barytine, naturelle  
Fluorine  
Gypse  
Roche phosphatée  
Sel  
Soufre dans les minerais, brut ou raffiné (sauf qualité pharmaceutique)  
Minéraux bruts non métalliques (sauf charbon et pétrole), n.d.a.

**Matières de rebut et déchets, n.d.a.**

Chiffons et déchets de textile et de coton  
Bois débité en copeaux (combustible)  
Matières de rebut et de déchet, n.d.a.

**MATIÈRES TRAVAILLÉES, NON COMESTIBLES**

**Cuir**

Cuir  
Fourrures apprêtées  
Demi-produits en caoutchouc

**Demi-produits en bois**

Bois d'oeuvre et bois de construction  
Revêtements de parquetage  
Traverses de voie ferrée  
Bardeaux et bardeaux fendus  
Latte de bois  
Autres sciages, n.d.a.  
Placage, contreplaqué et planches de construction  
Demi-produits de tonnellerie et planchages à boîtes, cageots et emballages  
Demi-produits en bois, n.d.a.

**Pâte**

Pâte

**Papier et carton**

Papier journal  
Papier, n.d.a.  
Carton  
Plaques de construction, papier et carton (sauf planches en bois, en plastique ou en gypse)  
Carton en pâte pressé et papier transformé

**Ouvrages en matières textiles**

Cordage, ficelle et corde (sauf cordes tressées et fils)  
Tissus de jute larges  
Ouvrages en matières textiles, n.d.a.



**List of Commodities - Continued**

**FABRICATED MATERIALS, INEDIBLE -**

Continued:

**Oils, Fats, Waxes, Extracts and Derivatives,  
Animal and Vegetable**

Animal oils and fats (exc. marine)

Fish and marine animal oils

Soyabean oil

Vegetable oils and fats, exc. essential oils,  
n.e.s.

Oils, fats, waxes, extracts and derivatives,  
animal and vegetable, n.e.s.

**Chemicals and Related Products**

Sulphuric acid (incl. oleum)

Metallic salts and peroxy salts, of inorganic  
acids

Inorganic chemicals, n.e.s.

Glycol

Organic chemicals, n.e.s.

Explosives, fuses and caps

Potash

Fertilizers and fertilizer materials, n.e.s.

Agricultural chemicals, formulated (crop and  
seed treatments and herbicides); other insecti-  
cides and rodenticides; and adhesives

Synthetic rubber (incl. rubber compounds and  
reclaimed rubber)

Plastic materials, not shaped, and plastics  
basic shapes and forms

Dyestuffs (exc. dyeing extracts); pigments,  
lakes and toners (exc. those in chemicals);  
and paints and related products

Chemical specialties, industrial, n.e.s.

**Petroleum and Coal Products**

Gasoline

Fuel oil

Lubricating oils and greases

Coke of petroleum and coal

Asphalts and road oils

Coal tar and coal pitch

Petroleum and coal products, n.e.s.

**Iron and Steel and Alloys**

Ferro-alloys

Pig iron

Primary iron and steel, n.e.s.

Castings and forgings (exc. pipes and fittings)

Bars and rods, steel

Plate, sheet and strip, steel

Structural shapes and sheet piling

Rails and railway track material

Pipes and tubes, iron and steel (exc. fittings  
and finished electrical conduit and tubing)

Wire (incl. wire rope)

**Non-Ferrous Metals**

Aluminum (including alloys)

Copper and alloys

Lead and alloys

Nickel and alloys

Zinc and alloys

Non-ferrous metals, n.e.s.

**Marchandise - suite**

**MATIÈRES TRAVAILLÉES, NON COMESTIBLES -  
suite:**

**Huiles, matières grasses, cires, extraits et dérivés  
d'origine animale et végétale**

Huiles et matières grasses d'origine animale  
(sauf marine)

Huiles de poissons et d'animaux marins

Huile de soya

Huiles et matières grasses végétales, sauf huiles  
essentiels, n.d.a.

Huiles, matières grasses, cires, extraits et dérivés  
d'origine animale et végétale, n.d.a.

**Produits chimiques et produits connexes**

Acide sulfurique (y compris oleum)

Sels métalliques et persels d'acides inorganiques

Produits chimiques inorganiques, n.d.a.

Glycol

Produits chimiques organiques, n.d.a.

Explosifs, mèches et amorces

Muriate de potassium (potasse)

Engrais et matières fertilisantes, n.d.a.

Produits chimiques agricoles, formulés (produits  
pour cultures et semences et herbicides); autres  
insecticides et rodenticides; et adhésifs

Caoutchouc synthétique (y compris composés de  
caoutchouc et caoutchouc régénéré)

Matières plastiques non façonnées et formes  
élémentaires de matières plastiques

Matières colorantes (sauf extraits colorants); pig-  
ments, laques et tonifiants (sauf ceux des  
produits chimiques); et peintures et produits  
connexes

Produits chimiques industriels, spéciaux, n.d.a.

**Dérives du pétrole et du charbon**

Essence

Mazout

Graisses et huiles lubrifiantes

Coke de pétrole et de charbon

Asphalte et bitume liquide

Goudron et brai de houille

Dérivés du pétrole et du charbon, n.d.a.

**Fer et acier et alliages**

Ferro-alliages

Fonte brute

Acier et fer primaire, n.d.a.

Pièces moulées et forgées (sauf tuyaux et raccords)

Barres et tiges en acier

Tôle, feuilles et feuillards en acier

Profilés de construction et palplanches

Rails et matériaux de voie ferrée

Tuyaux et tubes en fer et en acier (sauf les rac-  
cords, les tubes et les conduits électriques  
finis)

Fil métallique (y compris cordage)

**Métaux non ferreux**

Aluminium (y compris alliages)

Cuivre et alliages

Plomb et alliages

Nickel et alliages

Zinc et alliages

Métaux non ferreux, n.d.a.

**List of Commodities - Concluded**

**FABRICATED MATERIALS, INEDIBLE -**  
Concluded:

**Metal Fabricated Basic Products**

Metal fabricated basic products

**Non-metallic Mineral Basic Products**

Building brick, clay  
Drain tiles, sewer pipes and fittings  
Bricks, tiles (clay) and refractories, n.e.s.

Glass basic products  
Asbestos and asbestos-cement basic products  
Cement  
Cement and concrete basic products, n.e.s.  
Lime  
Non-metallic mineral basic products, n.e.s.

**Miscellaneous Fabricated Materials**

Miscellaneous fabricated materials

**END PRODUCTS, INEDIBLE**

**Machinery**

Tractors  
Machinery, n.e.s.

**Transportation and Communication Equipment**

Railway rolling stock  
Passenger automobiles and chassis  
Buses and chassis  
Trucks, truck chassis and truck tractors, commercial  
Military motor vehicles and trailers (exc. tanks)  
  
Motor vehicle engines, accessories, parts and assemblies  
Road motor vehicles, n.e.s.  
Ships and boats; aircraft; and miscellaneous vehicles (incl. parts and accessories)  
Rubber tires and tubes

**Equipment**

Equipment

**Personal and Household Goods**

Personal and household goods

**Miscellaneous**

Firearms, weapons and ammunition  
Containers and closures  
Miscellaneous end products, inedible, n.e.s.  
General Cargo  
Containerized freight

**Marchandise - fin**

**MATIÈRES TRAVAILLÉES, NON COMESTIBLES -**  
fin:

**Ouvrages de base en métal**

Ouvrages de base en métal

**Produits minéraux non métalliques de base**

Briques à bâtir en argile  
Tuiles de drainage, tuyaux d'égout et raccords  
Briques, tuiles (argile) et matières réfractaires, n.d.a.  
Ouvrages de base en verre  
Produits de base en amiante et en amiante-ciment  
Ciment  
Produits de base en ciment et en béton, n.d.a.  
Chaux  
Produits minéraux non métalliques de base, n.d.a.

**Divers ouvrages**

Divers ouvrages

**PRODUITS TERMINAUX NON COMESTIBLES**

**Machinerie**

Tracteurs  
Machinerie, n.d.a.

**Matériel de transport et de communications**

Matériel roulant de chemin de fer  
Voitures particulières et châssis  
Autobus et châssis  
Camions, châssis de camion et tracteurs, commerciaux  
Véhicules militaires, etc., sauf chars d'assaut (canaux seulement)  
Moteurs, accessoires, pièces et pièces assemblées pour véhicules automobiles  
Véhicules automobiles pour routes, n.d.a.  
Navires et bateaux; avions; et divers véhicules (y compris pièces et accessoires)  
Pneus et chambres à air en caoutchouc

**Matériel**

Matériel

**Articles de soins personnels et articles ménagers**

Articles de soins personnels et articles de ménage

**Divers**

Armes à feu, armes et munitions  
Conteneurs et fermetures  
Divers produits terminaux non comestibles, n.d.a.  
Marchandises diverses  
Fret conteneurisé

Bulletins publiés par la  
Division des transports et des communications  
traitant du  
**TRANSPORT PAR EAU**

Catalogue

**Périodiques**

54-002 Statistiques Maritimes, M., Bil.

**Annuels**

54-202 Transport maritime: Partie I, Transport maritime international (par pays), Bil.

54-203 Transport maritime: Partie II, Transport maritime international (par port), Bil.

54-204 Transport maritime: Partie III, Navigation nationale, Bil.

54-205 Transport par eau, Bil.

54-206 Transport maritime: Partie IV, Origine et destination pour certains ports, Bil.

54-207 Transport maritime: Partie V, Origine et destination de certaines marchandises, Bil.

M. — Mensuel

Bil. — Bilingue

*Outre les publications ci-dessus énumérées, Statistique Canada publie une grande variété de rapports statistiques sur le Canada tant dans le domaine économique que social. On peut se procurer gratuitement un catalogue complet des publications courantes à Statistique Canada, Ottawa (Canada), K1A 0T6.*



1010702954

Reports Published by the  
Transportation and Communications Division  
dealing with  
**WATER TRANSPORT**

Catalogue

**Periodical**

54-002 Shipping Statistics, M., Bil.

**Annual**

54-202 Shipping Report: Part I, International Seaborne Shipping (by Country), Bil.

54-203 Shipping Report: Part II, International Seaborne Shipping (by Port), Bil.

54-204 Shipping Report: Part III, Coastwise Shipping, Bil.

54-205 Water Transportation, Bil.

54-206 Shipping Report: Part IV, Origin and Destination for Selected Ports, Bil.

54-207 Shipping Report: Part V, Origin and Destination for Selected Commodities, Bil.

M. — Monthly

Bil. — Bilingual

*In addition to the selected publications listed above, Statistics Canada publishes a wide range of statistical reports on Canadian economic and social affairs. A comprehensive catalogue of all current publications is available free on request from Statistics Canada, Ottawa (Canada), K1A 0T6.*