


Shipping report

PART III
Coastwise shipping


1975



Transport maritime

PARTIE III
Navigation nationale

1975



STATISTICS CANADA --- STATISTIQUE CANADA
Transportation and Communications Division --- Division des transports et des communications
Water Transport Section --- Section du transport par eau

SHIPPING REPORT

PART III

Coastwise Shipping

TRANSPORT MARITIME

PARTIE III

Navigation nationale

1975

Published by Authority of
The Minister of Industry, Trade and Commerce

Publication autorisée par
le ministre de l'Industrie et du Commerce

November - 1976 - Novembre
5-3510-536

Price—Prix: \$1.40

Statistics Canada should be credited when republishing all or any part of this document
Reproduction autorisée sous réserve d'indication de la source: Statistique Canada

Ottawa

THE UNIVERSITY OF CHICAGO

PHYSICS DEPARTMENT

PHYSICS 350

PROBLEM SET 1

2013

PROFESSOR [Name]

1

PHYSICS 350

PROBLEM SET 1

2013

PROFESSOR [Name]

1

PHYSICS 350

PROBLEM SET 1

2013

PROFESSOR [Name]

TABLE OF CONTENTS

Tables 1 to 5 – See Shipping Report: Part I

Tables 6 to 10 – See Shipping Report: Part II

	Page
Introduction	v
Table	
11. Cargoes Handled at Canadian Ports in Coastwise Shipping	1
12. Cargoes Loaded at Canadian Ports in Coastwise Shipping, by Commodity and Geographic Area	47
13. Cargoes Unloaded at Canadian Ports in Coastwise Shipping, by Commodity and Geographic Area	50
14. Vessel Arrivals and Departures in Coastwise Shipping, by Port	53
15. Vessels Departed from Canadian Ports in Coastwise Shipping, by Rig and Size	65
16. Tugs Departed from Canadian Ports in Coastwise Shipping	67
17. Tonnage of Cargo Loaded and Unloaded at Canadian Ports in Inter- and Intra-provincial Trade by Province	70
18. Cargo Loaded and Unloaded in Coastwise Shipping by Vessels of Foreign Registry, with Number of Departures and Arrivals and Registered Net Tonnage, Excluding Vessels in Ballast	70

Appendix

A. Number and Registered Net Tonnage of, and Tons of Cargo Unloaded and Loaded by, Vessels Arrived at and Departed from Canadian Ports in Coastwise Shipping 1946-1975	71
B. List of Canadian Ports	72
C. List of Commodities	75

TABLE DES MATIÈRES

Tableaux 1 à 5 – Voir Transport Maritime: Partie I

Tableaux 6 à 10 – Voir Transport Maritime: Partie II

	Page
Introduction	v
Tableau	
11. Marchandises manutentionnées dans les ports canadiens, en cabotage national	1
12. Marchandises chargées dans les ports canadiens en cabotage national, par marchandise et région géographique	47
13. Marchandises déchargées dans les ports canadiens en cabotage national, par marchandise et région géographique	50
14. Arrivées et départs de navires en cabotage national, par port	53
15. Navires en provenance de ports canadiens en cabotage national, suivant le gréement et la dimension	65
16. Remorqueurs en provenance de ports canadiens, en cabotage national, par port	67
17. Commerce provincial et interprovincial: marchandises (en tonnes) embarquées et débarquées, par province	70
18. Navigation nationale: marchandises embarquées et débarquées par les navires immatriculés à l'étranger, nombre de navires entrés et sortis et jauge nette au registre, à l'exclusion des navires sur lest	70

Appendice

A. Navigation nationale: nombre des navires entrés et sortis et leur jauge nette au registre, et marchandises embarquées et débarquées (en tonnes) 1946-1975	71
B. Liste des ports canadiens	72
C. Liste des marchandises	75

SYMBOLS

The following standard symbols are used in Statistics Canada publications:

- . . figures not available.
- . . . figures not appropriate or not applicable.
- nil or zero.
- amount too small to be expressed.
- P preliminary figures.
- r revised figures.

SIGNES CONVENTIONNELS

Les signes conventionnels suivants sont employés uniformément dans les publications de Statistique Canada:

- . . nombres indisponibles.
- . . . n'ayant pas lieu de figurer.
- néant ou zéro.
- nombres infimes.
- P nombres provisoires.
- r nombres rectifiés.

INTRODUCTION

This publication presents statistics on the commodity and vessel traffic between Canadian ports.

Cautionary Note

The statistics contained in this report should be used with due allowance for their limitations. In general, the figures are somewhat understated both in total and for specific commodities. Technological and other changes can distort year-to-year comparisons. For example, introduction of containerization causes an apparent drop in shipments of the commodity concerned, simply because the contents of containers are not reported. Some respondents consider the term "general cargo" to be synonymous with "miscellaneous"; consequently, general cargo figures tend to be inflated, and data for individual commodities may be somewhat lower than actual. Finally, response to the survey is known to be incomplete.

Solutions to these and other problems are being sought. As improvements are made, their effect on published information will be noted in this space.

Source

Shipping statistics are compiled from reports completed by operators or agents of vessels entering and leaving Canadian ports. Reports are not required for naval or fishing vessels, and craft of less than 15 registered net tons. Customs officials act as agents for Statistics Canada by collecting forms at customs ports; returns for non-customs ports are forwarded through the nearest customs office. Operating data are collected for vessels calling at coastal and Great Lakes ports, but regions such as Lake Winnipeg and the MacKenzie River are not included in the survey.

Treatment of Data

Only data relating to those vessels which are engaged in port-to-port transportation of goods and/or passengers for compensation have been included; all intra-port movements have been excluded.

The term "international seaborne shipping" is used for vessels classed as being in foreign service, that is when (1) the vessel arrives from or departs for a foreign port; or (2) cargo is loaded for or unloaded from a foreign port; or (3) the registry of the vessel is

La présente publication contient la statistique du trafic des marchandises et du mouvement des navires entre les ports canadiens.

Mise en garde

Il y a lieu de tenir compte des limitations des statistiques publiées ici lors de leur utilisation. De façon générale, les chiffres sont quelque peu sous-estimés tant en ce qui a trait aux totaux qu'en ce qui concerne les marchandises particulières. Les changements technologiques et autres peuvent fausser les comparaisons d'une année à l'autre. Par exemple, la conteneurisation se traduit par une chute apparente des expéditions de la marchandise concernée, pour la simple raison que le contenu des conteneurs n'est pas indiqué. Certains enquêtés jugent que "marchandises diverses" est synonyme de "divers"; par conséquent, les chiffres relatifs aux marchandises diverses tendent à être exagérés, et les données concernant les marchandises individuelles peuvent être quelque peu sous-estimées. Enfin, on sait que la réponse à l'enquête est incomplète.

Nous cherchons des solutions à ces problèmes et aux autres problèmes qui peuvent se poser. Au fur et à mesure que des améliorations se réaliseront, nous en indiquerons ici l'effet sur les renseignements publiés.

Source

Les statistiques sur la navigation sont établies d'après les données fournies par le personnel ou les agents des navires qui entrent dans les ports canadiens ou qui en sortent. Aucune déclaration n'est requise des navires de forces navales, des bateaux de pêche, ni d'embarcations jaugeant moins de quinze tonnes nettes. Les douaniers agissent à titre d'agents de Statistique Canada et recueillent les formules aux ports douaniers; les déclarations pour les ports non douaniers sont acheminées au bureau douanier le plus proche. Les données d'exploitation sont recueillies pour les navires faisant escale aux ports côtiers et des Grands Lacs, mais certains endroits, comme le lac Winnipeg et le fleuve MacKenzie ne sont pas compris dans le champ de l'enquête.

Traitement des données

Seules les données qui se rapportent aux navires effectuant le transport d'un port à l'autre, de marchandises et de passagers payants, sont indiquées ici; on n'a pas tenu compte des mouvements dont le lieu de départ et d'arrivée est le même port.

L'expression "navigation maritime internationale" englobe trois catégories de bâtiments ou de cargaisons: (1) les navires en provenance ou à destination d'un port étranger, (2) les cargaisons embarquées ou débarquées qui sont destinées à des pays étrangers ou qui en proviennent, (3)

other than Canadian or British Commonwealth (even though the vessel may have sailed between two Canadian ports).

A vessel is classed as being in coasting service if (1) it is of Canadian or British Commonwealth registry, sails between two Canadian ports, and loads or unloads no foreign freight; or if (2) it is of foreign registry, but is granted a waiver to engage in coasting service.

Beginning the count of vessel arrivals and departures on January 1 and ending it on December 31 can cause a disparity in the total number arrived and departed. Vessels entering a port at the end of a year and clearing it the following January would only be counted as an arrival or departure for that year when the movement occurred. In addition, an entry into a port can be an international voyage, whereas the departure can be in coasting service; the reverse situation also applies.

A vessel is considered arriving or departing "in ballast" if cargo is neither unloaded nor loaded at a port, regardless of the amount of in transit cargo that may be on board at the time.

A point to be kept in mind when considering coastwise shipping is that cargo loaded in one navigational season but not discharged until the following season is recorded in the following year's annual report only. This applies particularly to grain movements where loadings are performed in the fall of one year and unloaded in the spring of the following year.

The term "general cargo" in this publication refers only to commodities which were not specifically identified in shipping reports; it is not intended to indicate any distinction between bulk and other commodities. Containerized freight is considered as general cargo in domestic trade.

The letters "n.e.s." found in the commodity listing mean "not elsewhere specified".

Some ports frequently engage in "lightering"; in cases where cargo is loaded or unloaded in the harbour rather than at a dock or wharf, the tonnage is included with the port totals. Where transshipments are made outside a harbour, or at mid-stream, the cargo handled is treated as a loading or unloading at the nearest port. Ports which have handled lightered commodities include Botwood, Goose Bay, Charlottetown, Bathurst, Campbellton, Chatham, Rimouski, Chicoutimi, Trois-Rivières, Varennes and Rivière-du-Loup.

All volume data are presented in tons of 2,000 pounds.

les navires immatriculés ailleurs qu'au Canada ou que dans un pays du Commonwealth (même si le navire a navigué entre deux ports canadiens).

La "navigation nationale" englobe: (1) les navires immatriculés au Canada ou dans un pays du Commonwealth qui naviguent entre deux ports canadiens sans embarquer ni débarquer de fret étranger; et (2) les navires immatriculés ailleurs, mais qui détiennent un permis de cabotage.

Le fait que la période de référence est l'année civile peut aussi expliquer les différences existant parfois entre le nombre total de navires entrés et le nombre total de navires sortis. Les navires qui entrent dans un port à la fin de l'année et qui n'en sortent qu'en janvier de l'année suivante ne sont comptés que comme une entrée ou une sortie pour l'année durant laquelle le mouvement s'est produit. De plus, l'arrivée et le départ d'un navire peuvent très bien entrer, la première, dans la catégorie de la "navigation internationale" et, le second, dans celle de la "navigation nationale", ou vice versa.

Un navire est considéré entré ou sorti, "sur lest" si la cargaison n'est ni embarquée ni débarquée à un port, nonobstant la quantité de marchandises en transit qui se trouve à bord.

Un point à noter lorsqu'il est question de cabotage est que les marchandises chargées pendant une saison de navigation, mais non déchargées avant la saison suivante, ne sont prises en compte que dans le rapport statistique annuel de l'année qui suit. Tel est le cas notamment des céréales transportées, les chargements ayant lieu à l'automne et les déchargements, au printemps de l'année suivante.

L'expression "Marchandises diverses" s'applique, dans la présente publication, uniquement aux marchandises qu'on n'a pas dénomées avec précision dans les questionnaires; on ne fait pas de distinction entre les marchandises en vrac et les autres marchandises. Pour le cabotage national, le fret conteneurisé est considéré comme marchandises diverses.

Les lettres "n.d.a." dans la liste des marchandises signifient "non dénommé ailleurs".

Dans certains ports, les marchandises sont fréquemment embarquées ou débarquées "par allège" plutôt qu'à un dock ou un quai; le tonnage est alors compris dans le tonnage total du port. Dans le cas de transbordements à l'extérieur d'un port, ou au milieu du courant, l'embarquement ou le débarquement est compté pour le port le plus proche. Les ports de Botwood, Goose Bay, Charlottetown, Bathurst, Campbellton, Chatham, Rimouski, Chicoutimi, Trois-Rivières, Varennes et Rivière-du-Loup ont procédé à l'embarquement et au débarquement de marchandises "par allège".

Toutes les données pondérales sont présentées en tonnes de 2,000 livres.

Appendix A is a table which summarizes the number and registered net tonnage of vessels arriving and departing from Canadian ports, and tons of cargo unloaded and loaded in coastwise shipping over a period of years.

Appendix B lists the Canadian ports for which shipping data are tabulated separately, and is derived from the names assigned to the areas of loading or unloading by the respondent. Appendix C consists of a commodity list, based on the *Standard Commodity Classification Manual* published by Statistics Canada, into which all cargo types are grouped; reference to this appendix will enable users to obtain a complete description of those commodities which have been necessarily abbreviated in the tables.

STATISTICAL ANALYSIS

Canadian ports in coastwise shipping handled 119,871,200 tons of cargo during 1975, an increase of 1.4% from the 118,241,274 tons transported in 1974. Prince Edward Island and Quebec recorded the largest percentage increases, 15.7% and 15.0% respectively. Newfoundland, Nova Scotia and Ontario followed suit with increases of 8.4%, 4.2% and 3.5% during 1975. New Brunswick suffered a decline of 16.5% after two previous years of record highs. Manitoba and the Northwest Territories also recorded losses in 1975 of 12.1% and 13.2% respectively. For British Columbia, it was another dismal year for domestic shipping. The total tonnage handled fell to 21,216,087 tons, down 19.1% from the 1974 figure of 26,237,592 tons and down 28.8% from the 1973 total of 29,798,676 tons.

The ports of Newfoundland loaded 2,427,212 tons and unloaded 3,279,129 tons of domestic cargo during 1975. This total of 5,706,341 tons represented an 8.4% increase over the 1974 total of 5,262,905. A few of the ports that registered increases during 1975 were: Baie Verte 77.8% (30,808 tons in 1975 compared to 17,330 tons in 1974), Corner Brook 27.8% (376,689 tons compared to 294,760 tons), Come-by-Chance 40.8% (1,380,409 tons compared to 980,021 tons), Ramea 39.5% (8,770 tons compared to 6,286 tons), Holyrood 32.8% (332,793 tons compared to 250,526 tons), Long Pond 112.5% (74,672 tons compared to 35,136 tons) and St. Albans 42.9% (10,033 tons compared to 7,019 tons). Increased tonnages of fuel oil, gasoline and pulpwood were the major commodities affecting these increases. A few of the ports to record reductions in domestic shipping were: Harbour Grace 70.4% (25,986 tons in 1975 compared to

L'appendice A renferme un tableau qui présente, outre le nombre et le tonnage net de jauge enregistré des navires en entrée et en sortie dans les ports canadiens en cabotage, le nombre de tonnes de marchandises déchargées et chargées par ces navires pendant un certain nombre d'années.

L'appendice B comprend la liste des ports canadiens pour lesquels on calcule séparément les statistiques sur la navigation. Cette liste est établie en fonction des zones d'embarquement et de débarquement indiquées par les déclarants. L'appendice C présente la liste des marchandises, basée sur le *Standard Commodity Classification Manual* publié par Statistique Canada et dans lequel sont énumérés tous les genres de marchandises; les utilisateurs désireux de connaître la description complète des marchandises — qu'il nous a fallu nécessairement abréger dans les tableaux — feraient bien de consulter cette liste.

ANALYSE STATISTIQUE

Le volume des marchandises manutentionnées dans les ports canadiens, en cabotage canadien, est passé de 118,241,274 tonnes en 1974 à 119,871,200 tonnes en 1975, soit une augmentation de 1.4%. L'Île-du-Prince-Édouard et le Québec ont enregistré les plus grandes augmentations de pourcentage, soit 15.7% et 15.0% respectivement. Viennent ensuite Terre-Neuve, la Nouvelle-Écosse et l'Ontario qui ont observé des hausses respectives de 8.4%, 4.2% et 3.5%. Le Nouveau-Brunswick a subi une baisse de 16.5%, après avoir atteint un sommet les deux années précédentes. En 1975, le Manitoba et les Territoires du Nord-Ouest ont également accusé des baisses respectives de 12.1% et de 13.2%. La Colombie-Britannique a connu une mauvaise année de navigation intérieure. Le tonnage total de marchandises manutentionnées est tombé à 21,216,087 tonnes, soit une baisse de 19.1% par rapport à 1974 (26,237,592 tonnes) et de 28.8% par rapport à 1973 (29,798,676 tonnes).

En 1975, les ports de Terre-Neuve ont chargé 2,427,212 tonnes et déchargé 3,279,129 tonnes de marchandises dans le cadre du trafic intérieur. Ce volume de 5,706,341 tonnes représentait une augmentation de 8.4% par rapport aux 5,262,905 tonnes de 1974. Voici quelques-uns des ports qui ont progressé en 1975: Baie Verte 77.8% (30,808 tonnes en 1975 contre 17,330 tonnes en 1974), Corner Brook 27.8% (376,689 tonnes contre 294,760 tonnes), Come-by-Chance 40.8% (1,380,409 tonnes contre 980,021 tonnes), Ramea 39.5% (8,770 tonnes contre 6,286 tonnes), Holyrood 32.8% (332,793 tonnes contre 250,526 tonnes), Long Pond 112.5% (74,672 tonnes contre 35,136 tonnes) et St. Albans 42.9% (10,033 tonnes contre 7,019 tonnes). Les principales marchandises qui ont contribué à ces hausses de tonnage ont été le mazout, l'essence et le bois à pâte. Voici, dans la navigation intérieure, quelques-uns des ports qui ont enregistré des pertes de volume: Harbour Grace

87,780 tons in 1974), Port-aux-Basques 1.3% (629,202 tons compared to 637,515 tons) and St. John's 1.3% (974,215 tons compared to 987,255 tons). The major factors causing these declines were reduced tonnages of fuel oil and gasoline.

Prince Edward Island ports had an improved shipping season during 1975 with tonnages handled increasing 15.7% over last year's figure of 704,111 tons. As in Newfoundland, the major commodities that contributed to the increase in tonnage were fuel oil (loaded 51,342 tons and unloaded 522,208 tons) and gasoline (loaded 40,140 tons and unloaded 195,802 tons).

Nova Scotian ports registered an increase of 4.2% in domestic shipping with loadings totalling 5,526,884 tons and unloading totalling 2,777,249 tons for a grand total of 8,304,123 tons of cargo handled during 1975. Significant increases in tonnage handled were recorded at the following ports: Bridgewater 67.5% (18,547 tons in 1975 compared to 11,070 tons in 1974), Port Hawkesbury 40.8% (2,168,869 tons compared to 1,540,438 tons) and Sydney 33.5% (1,727,660 tons compared to 1,294,418 tons). An increase in fuel oil tonnage was the major factor causing the increase at Bridgewater and Port Hawkesbury while increased loadings and unloadings of bituminous coal and iron ore were the major contributors to the rise in tonnage at Sydney. The most noticeable ports recording decreases during 1975 were: Digby 32.4%, Halifax 17.6%, Pictou 20.4% and Pugwash 24.5%. Commodities having the largest impact on these reductions were fuel oil handled at Digby, Halifax and Pictou and salt handled at Pugwash.

This marks the first year, since 1970, that New Brunswick ports reported a decline in domestic shipping. The 16.5% decrease was mostly due to reduced handling of gasoline and fuel oil tonnages. The ports of Bathurst, Dalhousie, Newcastle and Saint John were the most prominent by showing 27.1%, 35.3%, 16.5% and 16.7% decreases respectively. Chatham was the only port to record a noticeable increase (22.1%).

Quebec ports showed a strong increase this year by recording a 15% increase in domestic shipping. Loadings (13,389,752 tons during 1975 compared to 12,394,867 tons during 1974) and unloadings (23,934,441 tons compared to 20,049,210 tons) made up a grand total of 37,324,193 tons for 1975. Some of the ports posting increases in 1975 and the major commodities affecting these increases were: Baie Comeau 161.3% (barley, corn, wheat and fuel oil), Port Alfred 42.3% (fuel oil), Port Cartier 53.4% (wheat, barley and fuel oil), Quebec 18.2% (pulpwood and crude petroleum) and Sorel 31.6% (wheat). The ports in Quebec which were not so fortunate as to record increases

70.4% (25,986 tonnes en 1975 contre 87,780 tonnes en 1974), Port-aux-Basques 1.3% (629,202 tonnes contre 637,515 tonnes) et St-Jean (T.-N.) 1.3% (74,215 tonnes contre 987,255 tonnes). Les principaux responsables des baisses enregistrées dans les ports ont été le mazout et l'essence.

En 1975, les ports de l'Île-du-Prince-Édouard ont connu une meilleure saison de navigation en enregistrant une hausse de 15.7% par rapport aux 704,111 tonnes de l'année dernière. Comme à Terre-Neuve, les principales marchandises responsables de cette hausse en tonnage ont été le mazout (51,342 tonnes chargées et 522,208 tonnes déchargées) et l'essence (40,140 tonnes chargées et 195,802 tonnes déchargées).

Les ports de la Nouvelle-Écosse ont marqué une hausse de 4.2% dans la navigation intérieure, ayant chargé 5,526,884 tonnes et déchargé 2,777,249 tonnes en 1975, pour un total de 8,304,123 tonnes de marchandises. Des hausses appréciables du tonnage ont été observées dans les ports suivants: Bridgewater 67.5% (18,547 tonnes en 1975 contre 11,070 tonnes en 1974), Port Hawkesbury 40.8% (2,168,869 tonnes contre 1,540,438 tonnes) et Sydney 33.5% (1,727,660 tonnes contre 1,294,418 tonnes). À Bridgewater et Port Hawkesbury, la hausse était principalement attribuable à l'augmentation du volume de mazout alors qu'à Sydney, ce sont les chargements et les déchargements de charbon bitumineux et de minéral qui ont le plus contribué à ce progrès. Les ports accusant les plus grands reculs, en 1975, ont été Digby (32.4%), Halifax (17.6%), Pictou (20.4%) et Pugwash (24.5%). Les marchandises principalement responsables de ces baisses sont le mazout (Digby, Halifax et Pictou) et le sel (Pugwash).

C'est la première fois depuis 1970 que les ports du Nouveau-Brunswick accusent un recul dans la navigation intérieure. La baisse de 16.5% est en grande partie attribuable à une diminution du tonnage d'essence et de mazout manutentionné. Les ports de Bathurst, Dalhousie, Newcastle et Saint-Jean ont été les plus touchés, ayant fléchi respectivement de 27.1%, 35.3%, 16.5% et 16.7%. Le seul port à observer une augmentation appréciable a été Chatham (22.1%).

Les ports du Québec se sont très bien relevés cette année pour progresser de 15% dans la navigation intérieure. Les chargements (13,389,752 tonnes en 1975 contre 12,394,867 tonnes en 1974) et les déchargements (23,934,441 tonnes contre 20,049,210 tonnes) ont donné un total global de 37,324,193 tonnes en 1975. Voici certains des ports qui ont affiché des hausses en 1975 et les principales marchandises qui y ont contribué: Baie Comeau 161.3% (orge, maïs, blé, mazout), Port Alfred 42.3% (mazout), Port Cartier 53.4% (blé, orge, mazout), Québec 18.2% (bois à pâte et pétrole brut) et Sorel 31.6% (blé). Les ports du Québec qui n'ont pas participé à ce redressement sont: Rimouski 5.4% (464,567 tonnes

were: Rimouski 5.4% (464,567 tons for 1975 compared to 490,905 tons in 1974), Sept-Îles and Pointe-Noire 2.8% (the harbour total reached 4,401,354 tons compared to 4,529,686 tons) and Trois-Rivières 8.2% (1,701,739 tons compared to 1,853,729 tons). The port of Montreal handled 10,074,510 tons of domestic cargo in 1975 a slight increase over last year's total of 10,073,069 tons.

Ontario's ports accounted for 43,510,956 tons of domestic cargo handled during 1975, an increase of 3.5% from 1974. Loadings of cargoes destined for other Canadian ports increased by 8.8% to 25,848,283 tons and unloadings at Ontario ports decreased 3.5% to 17,662,673 tons. There were many ports reporting increases during 1975, more specifically: Cardinal 430.8% (unloading 113,966 tons of corn), Badgley Island 32.6% (loading 374,144 tons of crude stone in 1975 compared to 282,093 tons in 1974), Midland 31.5% (handling 1,040,396 tons during 1975, made up partly of wheat and crude stone compared to 791,231 tons in 1974), Owen Sound 47.1% (handling 297,075 tons compared to 202,008 tons) and Wallaceburg 330.3% (handling 125,911 tons compared to 29,263 tons) were the most prominent. The major commodities that were partly responsible for the increases in most of the Ontario ports were wheat, barley, corn and crude stone. A few of the ports recording decreases for 1975 were: Clarkson 16.4% (2,800,523 tons in 1975 compared to 3,348,753 tons in 1974), Hamilton 13.2% (5,232,913 tons compared to 6,027,355 tons), Oakville 65.0% (122,478 tons compared to 350,042 tons), Picton 33.5% (347,851 tons compared to 522,889 tons), Sarnia 12.8% (3,332,910 tons compared to 3,823,361 tons), Sault Ste Marie 14.0% (1,690,564 tons compared to 1,965,697 tons) and Windsor 39.6% (858,754 tons compared to 1,421,035 tons). A reduction in crude petroleum, iron ore, fuel oil, gasoline, limestone and cement tonnages handled at individual ports were the prominent items determining the decreases. Manitoba loaded 14,153 tons of domestic cargo during 1975. This was a reduction of 12.1% from 1974.

Although domestic shipping proved to be encouraging in 1975 for most of the central and east coast provinces, this was not the case for British Columbia ports. Another decline, this time representing a 19.1% decrease from 1974, was recorded. The amount of cargo shipped to Canadian ports was reduced to 10,709,462 tons, a 21.4% drop from 1974's figure of 13,618,678 tons and the volume of cargo unloaded from Canadian ports declined to 10,506,625 tons, down 16.7% from the 12,618,914 tons discharged in 1974. Some ports that showed increases in domestic cargoes handled during 1975 were: Andy's Bay 110.2% (458,323 tons in 1975 compared to 218,061 tons in 1974), Blubber Bay 56.7% (68,989 tons compared to

en 1975 contre 490,905 tonnes en 1974), Sept-Îles et Pointe-Noire réunis 2.8% (4,401,354 tonnes contre 4,529,686 tonnes) et Trois-Rivières 8.2% (1,701,739 tonnes contre 1,853,729 tonnes). Le port de Montréal a manutentionné 10,974,510 tonnes de marchandises dans le cadre du trafic intérieur en 1975, soit une légère augmentation par rapport au volume de l'année dernière (10,073,069 tonnes).

Le volume des marchandises manutentionnées dans les ports de l'Ontario dans le cadre du trafic intérieur s'est chiffré à 43,510,956 tonnes en 1975, en hausse de 3.5% sur 1974. Les chargements de marchandises destinées à d'autres ports canadiens se sont élevés à 25,848,283 tonnes, soit une augmentation de 8.8% alors que les déchargements aux ports ontariens ont atteint 17,662,673 tonnes, soit une baisse de 3.5%. En 1975, plusieurs ports ont observé des hausses, notamment: Cardinal 430.8% (113,966 tonnes de maïs déchargées), Badgley Island 32.6% (chargements de 374,144 tonnes de pierre brute en 1975 par rapport à 282,093 tonnes en 1974, Midland 31.5% (manutentionnent 1,040,396 tonnes en 1975, en partie sous forme de blé et de pierre brute, contre 791,231 tonnes en 1974), Owen Sound 47.1% (manutentionnant 297,075 tonnes contre 202,008 tonnes) et Wallaceburg 330.3% (manutentionnant 125,911 tonnes contre 29,263 tonnes). Les principales marchandises auxquelles on peut attribuer ces hausses dans la plupart des ports sont le blé, l'orge, le maïs et la pierre brute. Voici quelques-uns des ports qui ont signalé des baisses en 1975: Clarkson 16.4% (2,800,523 tonnes en 1975 contre 3,348,753 tonnes en 1974), Hamilton 13.2% (5,232,913 tonnes contre 6,027,355 tonnes), Oakville 65.0% (122,478 tonnes contre 350,042 tonnes), Picton 33.5% (347,851 tonnes contre 522,889 tonnes), Sarnia 12.8% (3,332,910 tonnes contre 3,823,361 tonnes), Sault-Ste-Marie 14.0% (1,690,564 tonnes contre 1,965,697 tonnes) et Windsor 39.6% (858,754 tonnes contre 1,421,035 tonnes). Ces baisses de tonnages sont principalement attribuables aux diminutions des volumes de pétrole brut, minerai, mazout, essence, pierre calcaire et ciment selon les ports. En 1975, le Manitoba a chargé 14,153 tonnes de marchandises dans le cadre du trafic intérieur. Ceci représente une baisse de 12.1% sur l'année précédente.

À l'encontre des provinces du centre et de la côte est, les ports de la Colombie-Britannique ont connu une mauvaise saison de navigation intérieure en 1975. Le mouvement à la baisse s'est poursuivi pour la navigation intérieure, une baisse de 19.1% par rapport à 1974. Le tonnage des marchandises destinées aux ports canadiens s'est établi à 10,709,462 tonnes, une chute de 21.4% par rapport au chiffre de 13,618,678 tonnes enregistré en 1974 et le volume des marchandises provenant de ports canadiens n'a atteint que 10,506,625 tonnes, soit un recul de 16.7% par rapport à 12,618,914 tonnes en 1974. Parmi les ports qui ont manutentionné plus de marchandises en navigation intérieure en 1975, on compte: Andy's Bay 110.2% (458,323 tonnes en 1975 contre 218,061 tonnes

44,034 tons), Esquimalt 12.6% (196,106 tons compared to 174,106 tons), Port Alberni 19.6% (409,163 tons compared to 342,215 tons), Shannon Bay 32.6% (182,368 tons compared to 137,501 tons), Teakerne Arm 50.6% (259,115 tons compared to 171,997) and Victoria 67.2% (1,212,355 tons compared to 725,126 tons). The movement of timber and timber products were the major factors responsible for most port increases. Several ports also recorded decreases during 1975, most of these resulted from a reduction in tonnages of forestry products handled. Some of the ports that reported declines were: Britannia Beach 56.7% (shipments of sand and gravel which dropped from 1,897,569 tons in 1974 to 763,187 tons this year, were the prime factors contributing to a reduction of the total cargo handled at this port from 2,078,681 tons in 1974 to 900,522 tons in 1975), Crofton 40.4% (368,277 tons during 1975 compared to 618,149 tons in 1974), Howe Sound 41.5% (517,447 tons compared to 885,043 tons), Kitimat 38.1% (183,654 tons compared to 296,483 tons), New Westminster 24.4% (1,502,326 tons compared to 1,986,567 tons) and Vancouver 25.4% (5,892,487 tons compared to 7,901,225 tons). Logs, pulpwood, sand and gravel and fuel oil were the major commodities whose tonnages accounted for Vancouver's decrease.

The North West Territories ports also experienced a decline in 1975, they handled 107,218 tons in 1975 compared to 123,164 tons in 1974. A reduction in un-loadings of fuel oil (59,427 tons in 1975 compared to 75,472 tons in 1974) was the main factor causing this decline.

A total of 93,742 vessel arrivals and departures in coastwise shipping was recorded for 1975. This 12.0% decrease was made up of 54,575 in ballast movements and 39,167 cargo movements. The average net tonnage for these vessels was 1,786 tons, a 10.9% increase over the 1974 average of 1,610 tons.

During 1975, foreign registered vessels in coastwise trade carried 3,818,388 tons of cargo, a decrease of 3,398,984 tons from the 1974 total. Along with the cargo tonnage decrease, foreign vessel movements decreased from 3,197 arrivals and departures in 1974 to 2,810 in 1975.

Excluded from the domestic shipping tonnages are crude oil shipments from Vancouver and Port Hawkesbury to Portland, Maine amounting to 215,013 tons and 884,064 tons respectively. This is a 32.1% decrease from the 1974's combined total of 1,618,769 tons. This oil is being sent to Quebec refineries via the pipeline.

en 1974), Blubber Bay 56.7% (68,989 tonnes contre 44,034 tonnes), Esquimalt 12.6% (196,106 tonnes contre 174,106 tonnes), Port Alberni 19.6% (409,163 tonnes contre 342,215 tonnes), Shannon Bay 32.6% (182,368 tonnes contre 137,501 tonnes), Teakerne Arm 50.6% (259,115 tonnes contre 171,997 tonnes) et Victoria 67.2% (1,212,355 tonnes contre 725,126 tonnes). Les expéditions de bois de construction et de bois d'oeuvre ont été largement responsables de ces hausses. Plusieurs ports ont aussi observé une diminution du trafic en 1975, la plupart de ces baisses de tonnage sont principalement attribuables au volume réduit de produits forestiers. Voici quelques exemples: Britannia Beach 56.7% (les expéditions de sable et gravier qui sont tombées de 1,897,569 tonnes en 1974 à 763,187 tonnes cette année, sont les grands responsables de la chute du volume total enregistré à ce port, passant de 2,078,681 tonnes en 1974 à 900,522 tonnes en 1975), Crofton 40.4% (368,277 tonnes en 1975 contre 618,149 tonnes en 1974), Howe Sound 41.5% (517,447 tonnes contre 885,043 tonnes), Kitimat 38.1% (183,654 tonnes contre 296,483 tonnes), New Westminster 24.4% (1,502,326 tonnes contre 1,986,567 tonnes) et Vancouver 25.4% (5,892,487 tonnes contre 7,901,225 tonnes). A Vancouver, une diminution des volumes de billes, bois à pâte, sable et gravier et mazout a principalement contribué à cette baisse.

On a également observé une baisse dans les ports des Territoires du Nord-Ouest où 107,218 tonnes de marchandises sont passées en 1975 contre 123,164 tonnes en 1974. Une réduction des déchargements de mazout ont largement contribué à cette baisse (59,427 tonnes en 1975 contre 75,472 tonnes en 1974).

En 1975, on a enregistré un total de 93,742 arrivées et départs de navires en cabotage national, soit un recul de 12.0%. Ce chiffre comprenait les navires sur lest (54,575) et ceux avec marchandises (39,167). Le tonnage moyen par navire était de 1,786 tonnes, en hausse de 10.9% sur la moyenne de 1974 (1,610 tonnes).

En 1975, les navires immatriculés à l'étranger servant au commerce intérieur du Canada ont transporté 3,818,388 tonnes de marchandises, soit une baisse de 3,398,984 tonnes par rapport au total de 1974. Parallèlement à cette baisse du tonnage des marchandises les mouvements de navires ont diminué par rapport au chiffre de 1974 (3,197 entrées et sorties contre 2,810 en 1975).

Les expéditions de pétrole brut en provenance de Vancouver et de Port Hawkesbury à destination de Portland, Maine ne sont pas comprises dans les tonnages du commerce intérieur. Ils ont atteint respectivement 215,013 tonnes et 884,064 tonnes. Il s'agit là d'une baisse de 32.1% par rapport au grand total, de 1,618,769 tonnes enregistré en 1974. Ce pétrole est acheminé vers les raffineries du Québec au moyen du pipeline.

TABLE 11. CARGOES HANDLED AT CANADIAN PORTS, IN COASTWISE SHIPPING, IN 1975

TABLEAU 11. MARCHANDISES MANUTENTIONNEES DANS LES PORTS CANADIENS, EN CABOTAGE NATIONAL, EN 1975

PORT PORT	COMMODITY	TONS LOADED TONNES CHARGÉES	TONS UNLOADED TONNES DÉCHARGÉES	TOTAL TOTAL	MARCHANDISES	
NEWFOUNDLAND / TERRE-NEUVE						
ARGENTIA	MEAT, FRESH OR FROZEN	14		14	VIANDE, FRAICHE / CONG.	
	FISH, FRESH OR FROZEN	33		33	POISSON, FRAIS OU CONG.	
	BUTTER	3		3	BEURRE	
	DAIRY PROD. EGGS, HONEY	32		32	PROD. LAIT., OEUFS, MIEL	
	WHEAT FLOUR	3	13	16	FARINE DE BLE	
	BAKERY PROD. INC. FROZEN	8		8	PROD. BOUL., PROD. CONG.	
	MACARONI, CEREAL PROD.	2		2	PATES ALIM. PROD. CEREAL	
	FRUITS, PREP. CANNED	19		19	FRUITS PREP. EN BOITE	
	POTATOES		43	43	POMMES DE TERRE	
	VEGETABLE PREP. NES	17		17	PREP. DE LEGUMES NOA	
	SUGAR, NES	4		4	SUCRE, NOA	
	SUGAR PREPARATIONS	1		1	PREP. A BASE DE SUCRE	
	TEA	1	52	53	THE	
	MISC. FOOD PREP. NES	226	1	227	DIV. PREP. ALIM. NOA	
	FEEDS OF ANIMAL ORIGIN	158		158	PROV. D'ORIGINE ANIMALE	
	CONC. COMPLETE FEEDS	10	12	22	CONC., PROD. COMPLETES	
	NON-ALCOHOLIC BEVERAGE	31		31	BOISSONS NON-ALCOOLIQ.	
	ALE, BEER, STOUT, PORTER	50	91	141	ALE, BIÈRE, STOUT, PORTER	
	DIST. ALCOHOLIC BEV.		155	155	BOISS. ALCOOL. DIST.	
	CIGARETTES	1		1	CIGARETTES	
	BOLTS, ROUND TIMBER	6		6	BILLOTS, BOIS ROUNDS	
	SALT	30	4,818	4,848	SEL	
	LUMBER AND TIMBER	188	33	221	BOIS D'OEUVRE ET CHARP.	
	VENEER, PLYWOOD	18		18	PLACAGES, CONTRE-PLAQ.	
	WOOD FAB. MATERIALS	1		1	DEMI-PRODUITS EN BOIS	
	PAPER NES	2		2	PAPIER NOA	
	PAPERBOARD	24		24	CARTON	
	BLDG. PAPER AND BOARD	83	37	120	PLAQ. CONSTR., PAP/CART.	
	CORDAGE, TWINE, ROPE		13	13	CORDAGE, FIGELLE, CORDE	
	TEXTILE FAB. MTL NES	10		10	OUVR. EN MAT. TEXT. NOA	
	FISH, MARINE ANIMAL OIL		25	25	HUIL. DE POISSON, AN. MAR	
	INORGANIC CHEMS. NES	1		1	PROD. CHIM. INORG. NOA	
	ORGANIC CHEMICALS NES	6		6	PROD. CHIM. ORGAN. NOA	
	DYESTUFF, PIGMENT, PAINT	14		14	MAT. COLOR. PIG. PEINTURE	
	CHEM. SPECIALTIES NES	2		2	PROD. CHIM. SPECIAUX NOA	
	FUEL OIL	1,988		1,988	MAZOUT	
	LUBRICATING OIL, GREASE	22	1	23	HUILE, GRAISSE LUBRIF.	
	PRIMARY IRON, STEEL NES	1		1	FER, ACIER PRIMAIR. NOA	
	STRUCTURAL SHAPES		3	3	PROFILES DE CONSTRUCT.	
	PIPES, TUBES: IRON, STEEL	39		39	TUYAUX, TUBES: FER, ACIER	
	WIRE	8	1	9	FIL METALLIQUE	
	METAL FAB. BASIC PROD.	175	7	182	OUVR. DE BASE EN METAL	
	CEMENT	18		18	CIMENT	
NON-MET. MIN. BASIC PROD	4	492	496	PROD. MIN. NON-MET. BASE		
MISC. FABRICATED PROD.	3		3	OUVRAGES DIVERS		
TRACTORS	3	8	11	TRACTEURS		
MACHINERY NES	46	62	108	MACHINES NOA		
PASS. AUTOS AND CHASSIS		974	974	VOITURES PART., CHASSIS		
TRUCKS AND CHASSIS	6	31	37	CAMIONS ET CHASSIS		
ROAD MOTOR VEH. NES	2	18	20	VEH. AUTOM. ROUTIERS NOA		
SHIPS, AIRCRAFT, MIS. VEH	4		4	NAVIRES, AVIONS, VEH. DIV		
RUBBER TIRES AND TUBES	24		24	PNEUS, CHAMBRES A AIR		
EQUIPMENT MISC.	97	3	100	MATERIEL DIVERS		
PERSONAL, HSEHOLD GOODS	94		94	ART. PERS. ET MENAGERS		
CONTAINERS, CLOSURES	178	55	233	CONTENEURS, FERMETURES		
MISC. END PRODUCTS NES	3	8	11	PRODUITS FINIS DIV. NOA		
GENERAL CARGO	1,569	2,389	3,958	MARCHANDISES DIVERSES		
PORT TOTAL	5,282 *	9,345 *	14,627 *	TOTAL DU PORT		
BAIE VERTE						
BAIE VERTE	SAND AND GRAVEL	1		1	SABLE ET GRAVIERS	
	LUMBER AND TIMBER	1		1	BOIS D'OEUVRE ET CHARP.	
	VENEER, PLYWOOD		7	7	PLACAGES, CONTRE-PLAQ.	
	WOOD FAB. MATERIALS		5	5	DEMI-PRODUITS EN BOIS	
	GASOLINE		5,421	5,421	ESSENCE	
	FUEL OIL		25,313	25,313	MAZOUT	
	METAL FAB. BASIC PROD.	1	5	6	OUVR. DE BASE EN METAL	
	ROAD MOTOR VEH. NES		12	12	VEH. AUTOM. ROUTIERS NOA	
	SHIPS, AIRCRAFT, MIS. VEH	3		3	NAVIRES, AVIONS, VEH. DIV	
	GENERAL CARGO		39	39	MARCHANDISES DIVERSES	
	PORT TOTAL	6 *	30,802 *	30,808 *	TOTAL DU PORT	
	BAY ROBERTS					
	BAY ROBERTS	FISH, FRESH OR FROZEN		246	246	POISSON, FRAIS OU CONG.
FISH, SALTED OR CURED			323	323	POISSON, SALE OU FUME	
MISC. FOOD PREP. NES		30		30	DIV. PREP. ALIM. NOA	
NON-ALCOHOLIC BEVERAGE		1		1	BOISSONS NON-ALCOOLIQ.	
SALT			5,750	5,750	SEL	
LUMBER AND TIMBER			17	17	BOIS D'OEUVRE ET CHARP.	
BLDG. PAPER AND BOARD		3		3	PLAQ. CONSTR., PAP/CART.	
FISH, MARINE ANIMAL OIL			2	2	HUIL. DE POISSON, AN. MAR	
FERTILIZERS NES	5		5	ENGRAIS CHIMIQUE NOA		
LUBRICATING OIL, GREASE	2		2	HUILE, GRAISSE LUBRIF.		

TABLE 11. CARGOES HANDLED AT CANADIAN PORTS, IN COASTWISE SHIPPING, IN 1975

TABLEAU 11. MARCHANDISES MANUTENTIONNEES DANS LES PORTS CANADIENS, EN CABOTAGE NATIONAL, EN 1975

PORT PORT	COMMODITY	TONS LOADED TONNES CHARGEES	TONS UNLOADED TONNES DECHARGEES	TOTAL TOTAL	MARCHANDISES	
BAY ROBERTS (CONTD. - SUITE)	SHIPS, AIRCRAFT, MIS. VEH	3	15	18	NAVIRES, AVIONS, VEH. DIV	
	EQUIPMENT MISC.	4	1	5	MATERIEL DIVERS	
	CONTAINERS, CLOSURES	3	1	4	CONTENEURS, FERMETURES	
	GENERAL CARGO	31	41	72	MARCHANDISES DIVERSES	
	PORT TOTAL	82 *	6,396 *	6,478 *	TOTAL DU PORT	
BELL ISLAND	IRON ORE AND CONC	1,760		1,760	MINERAIS, CONC. DE FER	
	GASOLINE		207	207	ESSENCE	
	FUEL OIL		2,585	2,585	MAZOUT	
	PORT TOTAL	1,760 *	2,792 *	4,552 *	TOTAL DU PORT	
BOTWOOD	SALT		5,949	5,949	SEL	
	INORGANIC CHEMS. NES		6,767	6,767	PROD. CHIM. INORG. NDA	
	GASOLINE		48,080	48,080	ESSENCE	
	FUEL OIL		85,001	85,001	MAZOUT	
	PORT TOTAL	*	145,797 *	145,797 *	TOTAL DU PORT	
BURIN	MEAT, FRESH OR FROZEN	4		4	VIANDE, FRAICHE / CONG.	
	DAIRY PROD. EGGS, HONEY		15	15	PROD. LAIT., OEUFS, MIEL	
	FRUITS, PREP. CANNED		1	1	FRUITS PREP. EN BOITE	
	POTATOES		82	82	POMMES DE TERRE	
	VEGETABLES, FRESH		21	21	LEGUMES, FRAIS	
	MISC. FOOD PREP. NES		17	17	DIV. PREP. ALIM. NDA	
	COAL, BITUMINOUS		70	70	CHARBON BITUMINEUX	
	LUMBER AND TIMBER		207	207	BOIS D'OEUVRE ET CHARP.	
	VENEER, PLYWOOD		35	35	PLACAGES, CONTRE-PLAQ.	
	PAPERBOARD		24	24	CARTON	
	BLDG. PAPER AND BOARD	1	119	120	PLAQ. CONSTR., PAP/CART.	
	FISH, MARINE ANIMAL OIL		34	34	HUIL. DE POISSON, AN. MAR	
	VEG. OILS, FATS NES		32	32	HUIL. MAT. GRAS. VEG. NDA	
	PLASTIC MATERIALS	1		1	MATIERES PLASTIQUES	
	DYESTUFF, PIGMENT, PAINT		2	2	MAT. COLOR. PIG. PEINTURE	
	CHEM. SPECIALTIES NES		22	22	PROD. CHIM. SPECIAUX NDA	
	GASOLINE		4,608	4,608	ESSENCE	
	FUEL OIL		15,154	15,154	MAZOUT	
	LUBRICATING OIL, GREASE		128	128	HUIL. GRAISSE LUBRIF.	
	PIPES, TUBES: IRON, STEEL		17	17	TUYAUX, TUBES: FER, ACIER	
	METAL FAB. BASIC PROD.		31	31	OUVR. DE BASE EN METAL	
	CEMENT		70	70	CEMENT	
	NON-MET. MIN. BASIC PROD		12	12	PROD. MIN. NON-MET. BASE	
	ROAD MOTOR VEH. NES		18	18	VEH. AUTOM. ROUTIERS NDA	
	SHIPS, AIRCRAFT, MIS. VEH		7	7	NAVIRES, AVIONS, VEH. DIV	
	EQUIPMENT MISC.		48	48	MATERIEL DIVERS	
	PERSONAL, HSEHOLD GOODS		12	12	ART. PERS. ET MENAGERS	
	CONTAINERS, CLOSURES	34	310	344	CONTENEURS, FERMETURES	
	GENERAL CARGO	8	459	467	MARCHANDISES DIVERSES	
	PORT TOTAL	48 *	21,555 *	21,603 *	TOTAL DU PORT	
	BURGED	MEAT, FRESH OR FROZEN		77	77	VIANDE, FRAICHE / CONG.
		MEAT, CURED		5	5	VIANDE FUMEE OU SALEE
FISH, FRESH OR FROZEN		208	1	209	POISSON, FRAIS OU CONG.	
SHELL FISH, NES			5	5	MOLLUSQUES CRUST., NDA	
DAIRY PROD. EGGS, HONEY			53	53	PROD. LAIT., OEUFS, MIEL	
WHEAT FLOUR			16	16	FARINE DE BLE	
BAKERY PROD. INC. FROZEN			29	29	PROD. BOUL., PROD. CONG.	
FRESH FRUITS, BERRIES			1	1	FRUITS, BAIES FRAIS	
FRUITS, PREP. CANNED			7	7	FRUITS PREP. EN BOITE	
POTATOES			22	22	POMMES DE TERRE	
VEGETABLES, FRESH			252	252	LEGUMES, FRAIS	
VEGETABLES, FROZEN			1	1	LEGUMES, CONGELES	
VEGETABLE PREP. NES			25	25	PREP. DE LEGUMES NDA	
SUGAR, NES			4	4	SUCRE, NDA	
SUGAR PREPARATIONS			7	7	PREP. A BASE DE SUCRE	
MISC. FOOD PREP. NES			498	498	DIV. PREP. ALIM. NDA	
FEEDS OF ANIMAL ORIGIN		859	81	940	PROD. D'ORIGINE ANIMALE	
CONC. COMPLETE FEEDS			6	6	CONC., PROD. COMPLETEES	
NON-ALCOHOLIC BEVERAGE			35	35	BOISSONS NON-ALCOOLIQ.	
ALE, BEER, STOUT, PORTER		1	83	84	ALE, BIERE, STOUT, PORTER	
DIST. ALCOHOLIC BEV.			2	2	BOISS. ALCOOL. DIST.	
SALT			4	4	SEL	
LUMBER AND TIMBER		35	226	261	BOIS D'OEUVRE ET CHARP.	
WOOD FAB. MATERIALS			9	9	DEMI-PRODUITS EN BOIS	
PAPER NES			5	5	PAPIER NDA	
BLDG. PAPER AND BOARD			99	99	PLAQ. CONSTR., PAP/CART.	
TEXTILE FAB. MTL NES			1	1	OUVR. EN MAT. TEXT. NDA	
FISH, MARINE ANIMAL OIL		173		173	HUIL. DE POISSON, AN. MAR	
OILS, FATS, WAXES NES		30		30	HUIL. MAT. GRAS. CIRE NDA	
INORGANIC CHEMS. NES		24	7	31	PROD. CHIM. INORG. NDA	
ORGANIC CHEMICALS NES			1	1	PROD. CHIM. ORGAN. NDA	
EXPLOS., FUSES, CAPS			132	132	EXPLOS., AMORCES, DET.	
DYESTUFF, PIGMENT, PAINT		4	4	MAT. COLOR. PIG. PEINTURE		
CHEM. SPECIALTIES NES		9	9	PROD. CHIM. SPECIAUX NDA		
GASOLINE		346	346	ESSENCE		

TABLE 11. CARGOES HANDLED AT CANADIAN PORTS, IN COASTWISE SHIPPING, IN 1975

TABLEAU 11. MARCHANDISES MANUTENTIONNEES DANS LES PORTS CANADIENS, EN CABOTAGE NATIONAL, EN 1975

PORT PORT	COMMODITY	TONS LOADED TONNES CHARGEES	TONS UNLOADED TONNES DECHARGEES	TOTAL TOTAL	MARCHANDISES
BURGEO (CONTD. - SUITE)	FUEL OIL		9,183	9,183	MAZOUT
	LUBRICATING OIL, GREASE	5	66	71	HUILE, GRAISSE LUBRIF.
	PETROL, COAL PROD. NES		4	4	DERIVE PETR. CHARB. NDA
	STRUCTURAL SHAPES	3	2	5	PROFILES DE CONSTRUCT.
	PIPES, TUBES: IRON, STEEL		30	30	TUYAUX, TUBES: FER, ACIER
	METAL FAB. BASIC PROD.		51	51	OUVR. DE BASE EN METAL
	CEMENT		140	140	CIMENT
	NON-MET. MIN. BASIC PROD.		2	2	PROD. MIN. NON-MET. BASE
	MISC. FABRICATED PROD.		2	2	OUVRAGES DIVERS
	TRACTORS	16	13	29	TRACTEURS
	MACHINERY NES	30	140	170	MACHINES NDA
	TRUCKS AND CHASSIS	4	14	18	CAMIONS ET CHASSIS
	MOTOR VEHICLE ENGINES		3	3	MOTEURS DE VEH. AUTOM.
	ROAD MOTOR VEH. NES		30	30	VEH. AUTOM. ROUTIERS NDA
	SHIPS, AIRCRAFT, MIS. VEH	2	2	4	NAVIRES, AVIONS, VEH. DIV
	EQUIPMENT MISC.	33	61	94	MATERIEL DIVERS
	PERSONAL, HOUSEHOLD GOODS	6	25	31	ART. PERS. ET MENAGERS
	CONTAINERS, CLOSURES	100	73	173	CONTENEURS, FERMETURES
	MISC. END PRODUCTS NES		39	39	PRODUITS FINIS DIV. NDA
	GENERAL CARGO	323	1,619	1,942	MARCHANDISES DIVERSES
PORT TOTAL	1,852 *	13,552 *	15,404 *	TOTAL DU PORT	
CARMANVILLE	SALT		1,500	1,500	SEL
	PORT TOTAL	*	1,500 *	1,500 *	TOTAL DU PORT
CATALINA	FISH, FRESH OR FROZEN		16	16	POISSON, FRAIS OU CONG.
	SALT		2,498	2,498	SEL
	GASOLINE		5,131	5,131	ESSENCE
	FUEL OIL		12,332	12,332	MAZOUT
	GENERAL CARGO	22		22	MARCHANDISES DIVERSES
PORT TOTAL	22 *	19,977 *	19,999 *	TOTAL DU PORT	
CLARENVILLE	GASOLINE		10,922	10,922	ESSENCE
	FUEL OIL		11,965	11,965	MAZOUT
	ASPHALTS, ROAD OILS		30,060	30,060	ASPHALTE, BITUME LIQD.
	PETROL, COAL PROD. NES		2,270	2,270	DERIVE PETR. CHARB. NDA
	PORT TOTAL	*	55,217 *	55,217 *	TOTAL DU PORT
CORNER BRIDGE	MEAT, FRESH OR FROZEN	13	695	708	VIANDE, FRAICHE / CONG.
	MEAT, CURED	10		10	VIANDE FUMEE OU SALEE
	FISH, FRESH OR FROZEN	30	222	252	POISSON, FRAIS OU CONG.
	BUTTER	94		94	BEURRE
	DAIRY PROD. EGGS, HONEY	373		373	PROD. LAIT., OEUF, MIEL
	WHEAT FLOUR	542	59	601	FARINE DE BLE
	CEREALS MILLED, NES		262	262	CEREALES MOULUES, NDA
	MACARONI, CEREAL PROD.		660	660	PATES ALIM. PROD. CEREAL
	APPLES		2	2	POMMES
	FRESH FRUITS, BERRIES		108	108	FRUITS, BAIES FRAIS
	FRUITS, PREP. CANNED	2	2,353	2,355	FRUITS PREP. EN BOITE
	POTATOES	166		166	POMMES DE TERRE
	VEGETABLES, FRESH	20	211	231	LEGUMES, FRAIS
	VEGETABLES, DRIED	2		2	LEGUMES, SECS
	VEGETABLE PREP. NES	19	3,070	3,089	PREP. DE LEGUMES NDA
	SUGAR, NES	103	20	123	SUCRE, NDA
	MOLASSES, REFINED	3		3	MELASSE, RAFFINEE
	SUGAR PREPARATIONS	9		9	PREP. A BASE DE SUCRE
	MISC. FOOD PREP. NES	1,193	6,720	7,913	DIV. PREP. ALIM. NDA
	HAY, FORAGE, STRAW	33		33	FOIN, FOURRAGE, PAILLE
	GROUND CEREALS NES		996	996	CEREALES MOULUES NDA
	FEEDS OF ANIMAL ORIGIN	63		63	PROV. D'ORIGINE ANIMALE
	NON-ALCOHOLIC BEVERAGE	140		140	BOISSONS NON-ALCOOLIQ.
	ALE, BEER, STOUT, PORTER	174		174	ALE, BIERE, STOUT, PORTER
	BOLTS, ROUND TIMBER	106		106	BILLOTS, BOIS ROUNDS
	PULPWOOD		20,600	20,600	BOIS A PATE
	IRON ORE AND CONC		1,760	1,760	MINERAI, CONC. DE FER
	NON-FERROUS MET. SCRAP	36		36	DECHETS METAL. NON FER.
	LIMESTONE	105		105	PIERRE CALCAIRE
	SALT	515	12,870	13,385	SEL
	RUBBER FAB. MATERIALS	29	1,697	1,726	DEMI-PROD. CAOUTCHOUC
	LUMBER AND TIMBER	377	1,936	2,313	BOIS D'OEUVRE ET CHARP.
	SHINGLES AND SHAKES	26		26	BARDEAUX, BARD. FACADE
	VENEER, PLYWOOD	104	1,964	2,068	PLACAGES, CONTRE-PLAQ.
	WOOD FAB. MATERIALS	4	78	82	DEMI-PRODUITS EN BOIS
	PULP		1,762	1,762	PATE
	PAPER NES		2,131	2,131	PAPIER NDA
	PAPERBOARD	1	2,693	2,694	CARTON
	BLDG. PAPER AND BOARD	817	7,142	7,959	PLAQ. CONSTR., PAP/CART.
	CORDAGE, TWINE, ROPE	1		1	CORDAGE, FICELLE, CORDE
	TEXTILE FAB. MTL NES	5	253	258	OUVR. EN MAT. TEXT. NDA
	FISH, MARINE ANIMAL OIL		5	5	HUIL. DE POISSON, AN. MAR
	VEG. OILS, FATS NES	4	175	179	HUIL. MAT. GRAS. VEG. NDA
	INORGANIC CHEMS. NES	9	773	782	PROD. CHIM. INORG. NDA
	ORGANIC CHEMICALS NES	3	302	305	PROD. CHIM. ORGAN. NDA

TABLE 11. CARGOES HANDLED AT CANADIAN PORTS, IN COASTWISE SHIPPING, IN 1975

TABLEAU 11. MARCHANDISES MANUTENTIONNEES DANS LES PORTS CANADIENS, EN CABOTAGE NATIONAL, EN 1975

PORT PORT	COMMODITY	TONS LOADED TONNES CHARGEES	TONS UNLOADED TONNES DECHARGEES	TOTAL TOTAL	MARCHANDISES
CORNER BROOK (CONTD. - SUITE)	FERTILIZERS NES	24		24	ENGRAIS CHIMIQUE NOA
	DYESTUFF, PIGMENT, PAINT	6	420	426	MAT. COLOR. PIG. PEINTURE
	CHEM. SPECIALTIES NES	14		14	PROD. CHIM. SPECIAUX NDA
	GASOLINE		87,454	87,454	ESSENCE
	FUEL OIL	3	183,042	183,045	MAZOUT
	LUBRICATING OIL, GREASE	93	35	128	HUILE, GRAISSE LUBRIF.
	PETROL, COAL PROD. NES		2,770	2,770	DERIVE PETR. CHARB. NDA
	PRIMARY IRON, STEEL NES		143	143	FER, ACIER PRIMAIR. NDA
	PLATE & SHEET STEEL		225	225	TOLES, FEUILLES D'ACIER
	STRUCTURAL SHAPES	364	7,083	7,447	PROFILES DE CONSTRUCT.
	PIPES, TUBES: IRON, STEEL	16	222	238	TUYAUX, TUBES: FER, ACIER
	WIRE	12		12	FIL METALLIQUE
	METAL FAB. BASIC PROD.	236	3,322	3,558	OUVR. DE BASE EN METAL
	BRICKS, TILES NES	37		37	BRIQUES, TUILES NDA
	CEMENT	3,241		3,241	CIMENT
	CEMENT BASIC PROD.	68		68	OUVR. DE BASE CIMENT
	NON-MET. MIN. BASIC PROD	52		52	PROD. MIN. NON-MET. BASE
	MISC. FABRICATED PROD.	1	50	51	OUVRAGES DIVERS
	TRACTORS	19	35	54	TRACTEURS
	MACHINERY NES	192	3,758	3,950	MACHINES NDA
	PASS. AUTOS AND CHASSIS		346	346	VOITURES PART., CHASSIS
	TRUCKS AND CHASSIS	4		4	CAMIONS ET CHASSIS
	MOTOR VEHICLE ENGINES	2		2	MOTEURS DE VEH. AUTOM.
	ROAD MOTOR VEH. NES	114	2	116	VEH. AUTOM. ROUTIERS NDA
	SHIPS, AIRCRAFT, MIS. VEH	23	2	25	NAVIRES, AVIONS, VEH. DIV
	RUBBER TIRES AND TUBES	6		6	PNEUS, CHAMBRES A AIR
	EQUIPMENT MISC.	49	2,140	2,189	MATERIEL DIVERS
	PERSONAL, HSEHOLD GOODS	64	1,550	1,614	ART. PERS. ET MENAGERS
	CONTAINERS, CLOSURES	150	181	331	CONTENEURS, FERMETURES
	MISC. END PRODUCTS NES	119	309	428	PRODUITS FINIS DIV. NDA
	GENERAL CARGO	1,907	134	2,041	MARCHANDISES DIVERSES
	PORT TOTAL	11,947 *	364,742 *	376,689 *	TOTAL DU PORT
	COME-BY-CHANCE	SALT		8,820	8,820
GASOLINE		449,707		449,707	ESSENCE
FUEL OIL		854,778	21,412	876,190	MAZOUT
PETROL, COAL PROD. NES		45,692		45,692	DERIVE PETR. CHARB. NDA
PORT TOTAL		1,350,177 *	30,232 *	1,380,409 *	TOTAL DU PORT
FORTUNE	FISH, FRESH OR FROZEN	3		3	POISSON, FRAIS OU CONG.
	DAIRY PROD. EGGS, HONEY		15	15	PROD. LAIT., OEUFS, MIEL
	WHEAT FLOUR	27	251	278	FARINE DE BLE
	BAKERY PROD. INC. FROZEN	2		2	PROD. BOUL., PROD. CONG.
	MACARONI, CEREAL PROD.		2	2	PATES ALIM. PROD. CEREAL
	FRUITS, PREP. CANNED		54	54	FRUITS PREP. EN BOITE
	POTATOES		143	143	POMMES DE TERRE
	VEGETABLES, FRESH		20	20	LEGUMES, FRAIS
	VEGETABLE PREP. NES		51	51	PREP. DE LEGUMES NDA
	SUGAR, NES		107	107	SUCRE, NDA
	MOLASSES, REFINED		15	15	MELASSE, RAFFINEE
	MISC. FOOD PREP. NES	7	73	80	DIV. PREP. ALIM. NDA
	HAY, FORAGE, STRAW		19	19	FOIN, FOURRAGE, PAILLE
	FEEDS OF ANIMAL ORIGIN	1,505		1,505	PROV. D'ORIGINE ANIMALE
	NON-ALCOHOLIC BEVERAGE		12	12	BOISSONS NON-ALCOOLIQ.
	LIMESTONE		68	68	PIERRE CALCAIRE
	SALT		20	20	SEL
	LUMBER AND TIMBER		502	502	BOIS D'OEUVRE ET CHARP.
	SHINGLES AND SHAKES		14	14	BARDEAUX, BARO. FACADE
	VENEER, PLYWOOD		36	36	PLACAGES, CONTRE-PLAQ.
	BLOG, PAPER AND BOARD	9	1	10	PLAQ. CONSTR., PAP/CART.
	INORGANIC CHEMS. NES		15	15	PROD. CHIM. INORG. NDA
	CHEM. SPECIALTIES NES		31	31	PROD. CHIM. SPECIAUX NDA
	FUEL OIL		8,626	8,626	MAZOUT
	PIPES, TUBES: IRON, STEEL		24	24	TUYAUX, TUBES: FER, ACIER
	METAL FAB. BASIC PROD.	5	10	15	OUVR. DE BASE EN METAL
	GLASS BASIC PRODUCTS	1		1	OUVR. DE BASE EN VERRE
	CEMENT		35	35	CIMENT
	NON-MET. MIN. BASIC PROD		5	5	PROD. MIN. NON-MET. BASE
	MISC. FABRICATED PROD.		3	3	OUVRAGES DIVERS
RUBBER TIRES AND TUBES	1	61	62	PNEUS, CHAMBRES A AIR	
EQUIPMENT MISC.	1	21	22	MATERIEL DIVERS	
PERSONAL, HSEHOLD GOODS		21	21	ART. PERS. ET MENAGERS	
CONTAINERS, CLOSURES	28	58	86	CONTENEURS, FERMETURES	
GENERAL CARGO	50	345	395	MARCHANDISES DIVERSES	
PORT TOTAL	1,639 *	10,658 *	12,297 *	TOTAL DU PORT	
GOOSE BAY	MEAT, FRESH OR FROZEN		30	30	VIANDE, FRAICHE / CONG.
	FISH, FRESH OR FROZEN		14	14	POISSON, FRAIS OU CONG.
	BUTTER		45	45	BEURRE
	WHEAT FLOUR		62	62	FARINE DE BLE
	FRESH FRUITS, BERRIES		1	1	FRUITS, BAIES FRAIS
	FRUITS, PREP. CANNED		45	45	FRUITS PREP. EN BOITE
	POTATOES		15	15	POMMES DE TERRE

TABLE 11. CARGOES HANDLED AT CANADIAN PORTS, IN COASTWISE SHIPPING, IN 1975

TABLEAU 11. MARCHANDISES MANUTENTIONNEES DANS LES PORTS CANADIENS, EN CABOTAGE NATIONAL, EN 1975

PORT PORT	COMMODITY	TONS LOADED TONNES CHARGÉES	TONS UNLOADED TONNES DECHARGÉES	TOTAL TOTAL	MARCHANDISES	
GOOSE BAY (CONTD. - SUITE)	VEGETABLES, FRESH		60	60	LEGUMES, FRAIS	
	VEGETABLE PREP.NES		88	89	PREP. DE LEGUMES NDA	
	SUGAR, NES	1	62	62	SUCRE, NDA	
	SUGAR PREPARATIONS		3	3	PREP. A BASE DE SUCRE	
	MISC.FOOD PREP.NES	19	477	496	DIV.PREP.ALIM.NDA	
	NON-ALCOHOLIC BEVERAGE	5	380	385	BOISSONS NON-ALCOOLIQ.	
	ALE, BEER, STOUT, PORTER	9	1,116	1,125	ALE, BIÈRE, STOUT, PORTER	
	CIGARETTES		28	28	CIGARETTES	
	SEEDS FOR SOWING NES		3	3	GRAINES DE SEMENCE NDA	
	BOLTS, ROUND TIMBER	98	1,176	1,274	BILLOTS, BOIS ROUNDS	
	PULPWOOD	245,690		245,690	BOIS A PATE	
	IRON AND STEEL SCRAP		10	10	DECHETS DE FER, DACIER	
	SAND AND GRAVEL		8	8	SABLE ET GRAVIERS	
	LUMBER AND TIMBER	87	932	1,019	BOIS D'OEUVRE ET CHARP.	
	SHINGLES AND SHAKES	1	40	41	BARDEAUX, BARQ. FACADE	
	VENEER, PLYWOOD	1	158	159	PLACAGES, CONTRE-PLAQ.	
	WOOD FAB. MATERIALS	13	334	347	DEMI-PRODUITS EN BOIS	
	PAPER NES		51	51	PAPIER NDA	
	PAPERBOARD		21	21	CARTON	
	BLDG. PAPER AND BOARD	43	511	554	PLAQ. CONSTR., PAP/CART.	
	EXPLOS., FUSES, CAPS		13	13	EXPLOS., AMORCES, DET.	
	FERTILIZERS NES		5	5	ENGRAIS CHIMIQUE NDA	
	DYESTUFF, PIGMENT, PAINT		82	82	MAT. COLOR. PIG. PEINTURE	
	GASOLINE	300	4,967	5,267	ESSENCE	
	FUEL OIL	6,043	61,189	67,232	MAZOUT	
	LUBRICATING OIL, GREASE	39	871	910	HUILE, GRAISSE LUBRIF.	
	PETROL, COAL PROD. NES	1	23	24	DERIVE PETR. CHARB. NDA	
	BAR AND RODS, STEEL		23	23	BARRES ET TIGES ACIER	
	STRUCTURAL SHAPES		71	71	PROFILES DE CONSTRUCT.	
	PIPES, TUBES: IRON, STEEL		239	239	TUYAUX, TUBES: FER, ACIER	
	WIRE		71	71	FIL METALLIQUE	
	METAL FAB. BASIC PROD.	2	249	251	OUVR. DE BASE EN METAL	
	CEMENT	16	509	525	CIMENT	
	CEMENT BASIC PROD.		143	143	OUVR. DE BASE CIMENT	
	NON-MET. MIN. BASIC PROD		13	13	PROD. MIN. NON-MET. BASE	
	TRACTORS		61	61	TRACTEURS	
	MACHINERY NES	78	450	528	MACHINES NDA	
	PASS. AUTOS AND CHASSIS	7	127	134	VOITURES PART., CHASSIS	
	BUSES AND CHASSIS		32	32	AUTOBUS ET CHASSIS	
	TRUCKS AND CHASSIS	8	281	289	CAMIONS ET CHASSIS	
	MOTOR VEHICLE ENGINES		16	16	MOTEURS DE VEH. AUTOM.	
	TRAD MOTOR VEH. NES	105	783	888	VEH. AUTOM. ROUTIERS NDA	
	SHIPS, AIRCRAFT, MIS. VEH	2	32	34	NAVIRES, AVIONS, VEH. DIV	
	RUBBER TIRES AND TUBES	4	12	16	PNEUS, CHAMBRES A AIR	
	EQUIPMENT MISC.	13	544	557	MATERIEL DIVERS	
	PERSONAL, HOUSEHOLD GOODS	155	213	368	ART. PERS. ET MENAGERS	
	CONTAINERS, CLOSURES	99	295	394	CONTENEURS, FERMETURES	
	MISC. END PRODUCTS NES	30	100	130	PRODUITS FINIS DIV. NDA	
	GENERAL CARGO	276	3,171	3,447	MARCHANDISES DIVERSES	
	PORT TOTAL	253,145 *	80,255 *	333,400 *	TOTAL DU PORT	
	GRAND BANK	FISH, FRESH OR FROZEN		35	35	POISSON, FRAIS OU CONG.
		DAIRY PROD. EGGS, HONEY	1	463	464	PROD. LAIT., OEUFS, MIEL
		DATS		51	51	AVOINE
		WHEAT FLOUR		25	25	FARINE DE BLE
		CEREALS MILLED, NES		25	25	CEREALES MOULUES, NDA
		FRUITS, PREP. CANNED		21	21	FRUITS PREP. EN BOITE
		POTATOES		209	209	POMMES DE TERRE
		VEGETABLES, FRESH		50	50	LEGUMES, FRAIS
		VEGETABLE PREP. NES		55	55	PREP. DE LEGUMES NDA
		SUGAR, NES		102	102	SUCRE, NDA
		MISC. FOOD PREP. NES		100	100	DIV. PREP. ALIM. NDA
		HAY, FORAGE, STRAW		41	41	FOIN, FOURRAGE, PAILLE
		FEEDS OF ANIMAL ORIGIN	899	50	949	PROV. D'ORIGINE ANIMALE
		CONC. COMPLETE FEEDS	2	50	52	CONC., PROV. COMPLETES
		CRUDE ANIMAL PROD. NES	19		19	PR. BRUTS ORIG. ANIM. NDA
		COAL, BITUMINOUS		33	33	CHARBON BITUMINEUX
		LIMESTONE		17	17	PIERRE CALCAIRE
		SALT		1	1	SEL
		LUMBER AND TIMBER		924	924	BOIS D'OEUVRE ET CHARP.
		SHINGLES AND SHAKES		76	76	BARDEAUX, BARQ. FACADE
		VENEER, PLYWOOD		144	144	PLACAGES, CONTRE-PLAQ.
		PAPER NES		1	1	PAPIER NDA
		PAPERBOARD		60	60	CARTON
		BLDG. PAPER AND BOARD	1	228	229	PLAQ. CONSTR., PAP/CART.
		TEXTILE FAB. MTL NES		10	10	OUVR. EN MAT. TEXT. NDA
INORGANIC CHEMS. NES			15	15	PROD. CHIM. INORG. NDA	
ORGANIC CHEMICALS NES			5	5	PROD. CHIM. ORGAN. NDA	
FERTILIZERS NES			30	30	ENGRAIS CHIMIQUE NDA	
PLASTIC MATERIALS		1		1	MATIERES PLASTIQUES	
DYESTUFF, PIGMENT, PAINT			1	1	MAT. COLOR. PIG. PEINTURE	
CHEM. SPECIALTIES NES		12	12	PROD. CHIM. SPECIAUX NDA		
GASOLINE		1,061	1,061	ESSENCE		

TABLE 11. CARGOES HANDLED AT CANADIAN PORTS, IN COASTWISE SHIPPING, IN 1975

TABLEAU 11. MARCHANDISES MANUTENTIONNEES DANS LES PORTS CANADIENS, EN CABOTAGE NATIONAL, EN 1975

PORT PORT	COMMODITY	TONS LOADED TONNES CHARGÉES	TONS UNLOADED TONNES DÉCHARGÉES	TOTAL TOTAL	MARCHANDISES	
GRAND BANK (CONTO. - SUITE)	FUEL OIL		7,974	7,974	MAZOUT	
	LUBRICATING OIL, GREASE	3	287	290	HUILE, GRAISSE LUBRIF.	
	STRUCTURAL SHAPES		23	23	PROFILES DE CONSTRUCT.	
	PIPES, TUBES: IRON, STEEL		12	12	TUYAUX, TUBES: FER, ACIER	
	METAL FAB. BASIC PROD.		32	32	OUVR. DE BASE EN METAL	
	CEMENT		280	280	CIMENT	
	NON-MET. MIN. BASIC PROD.		7	7	PROD. MIN. NON-MET. BASE	
	RUBBER TIRES AND TUBES		5	5	PNEUS, CHAMBRES A AIR	
	EQUIPMENT MISC.		74	74	MATERIEL DIVERS	
	PERSONAL, HSEHOLD GOODS		25	25	ART. PERS. ET MENAGERS	
	CONTAINERS, CLOSURES	36	204	240	CONTENEURS, FERMETURES	
	GENERAL CARGO	74	718	792	MARCHANDISES DIVERSES	
	PORT TOTAL	1,036 *	13,536 *	14,572 *	TOTAL DU PORT	
	HARBOUR BRETON	MEAT, FRESH OR FROZEN		50	50	VIANDE, FRAICHE / CONG.
		FISH, FRESH OR FROZEN	595	74	669	POISSON, FRAIS OU CONG.
FISH, SALTED OR CURED		25	11	36	POISSON, SALE OU FUME	
BUTTER			2	2	BEURRE	
DAIRY PROD. EGGS, HONEY			47	47	PROD. LAIT., OEUFS, MIEL	
WHEAT FLOUR			11	11	FARINE DE BLE	
BAKERY PROD. INC. FROZEN			4	4	PROD. BOUL., PROD. CONG.	
FRUITS, PREP. CANNED			19	19	FRUITS PREP. EN BOITE	
POTATOES			49	49	POMMES DE TERRE	
VEGETABLES, FRESH			25	25	LEGUMES, FRAIS	
VEGETABLE PREP. NES			17	17	PREP. DE LEGUMES NDA	
SUGAR, NES			36	36	SUCRE, NDA	
TEA			1	1	THE	
MISC. FOOD PREP. NES		24	99	123	DIV. PREP. ALIM. NDA	
FEEDS OF ANIMAL ORIGIN		350	102	452	PROV. D'ORIGINE ANIMALE	
CONC. COMPLETE FEEDS			2	2	CONC., PROV. COMPLETES	
ALE, BEER, STOUT, PORTER		10		10	ALE, BIÈRE, STOUT, PORTER	
CRUDE ANIMAL PROD. NES		14		14	PR. BRUTS ORIG. ANIM. NDA	
SALT		23	523	546	SEL	
LUMBER AND TIMBER			91	91	BOIS D'OEUVRE ET CHARP.	
VENEER, PLYWOOD			3	3	PLACAGES, CONTRE-PLAQ.	
BLDG. PAPER AND BOARD		2	165	167	PLAQ. CONSTR., PAP/CART.	
TEXTILE FAB. MTL NES			2	2	DUVR. EN MAT. TEXT. NDA	
PLASTIC MATERIALS			1	1	MATIERES PLASTIQUES	
DYESTUFF, PIGMENT, PAINT		1		1	MAT. CDLOR. PIG. PEINTURE	
GASOLINE			2,156	2,156	ESSENCE	
FUEL OIL			6,165	6,165	MAZOUT	
WIRE			6	6	FIL METALLIQUE	
METAL FAB. BASIC PROD.		1	17	18	OUVR. DE BASE EN METAL	
CEMENT		1	70	71	CIMENT	
MOTOR VEHICLE ENGINES			5	5	MOTEURS DE VEH. AUTOM.	
ROAD MOTOR VEH. NES			1	1	VEH. AUTOM. RDUTIERS NDA	
EQUIPMENT MISC.		3	14	17	MATERIEL DIVERS	
PERSONAL, HSEHOLD GOODS	1	16	17	ART. PERS. ET MENAGERS		
CONTAINERS, CLOSURES	34	81	115	CONTENEURS, FERMETURES		
MISC. END PRODUCTS NES		1	1	PRODUITS FINIS DIV. NDA		
GENERAL CARGO	783	338	1,121	MARCHANDISES DIVERSES		
PORT TOTAL	1,867 *	10,204 *	12,071 *	TOTAL DU PORT		
HARBOUR GRACE	SALT	313		313	SEL	
	GASOLINE		4,304	4,304	ESSENCE	
	FUEL OIL		21,369	21,369	MAZOUT	
	PORT TOTAL	313 *	25,673 *	25,986 *	TOTAL DU PORT	
RAMEA	MEAT, FRESH OR FROZEN		51	51	VIANDE, FRAICHE / CONG.	
	MEAT, CURED		2	2	VIANDE FUMEE OU SALEE	
	FISH, FRESH OR FROZEN	23	296	319	POISSON, FRAIS OU CONG.	
	DAIRY PROD. EGGS, HONEY		17	17	PROD. LAIT., OEUFS, MIEL	
	WHEAT FLOUR		4	4	FARINE DE BLE	
	BAKERY PROD. INC. FROZEN		2	2	PROD. BOUL., PROD. CONG.	
	FROZEN FRUITS, BERRIES		6	6	FRUITS, BAIES CONGEELES	
	FRUITS, PREP. CANNED		5	5	FRUITS PREP. EN BOITE	
	POTATOES		11	11	POMMES DE TERRE	
	VEGETABLES, FRESH		15	15	LEGUMES, FRAIS	
	VEGETABLES, FROZEN		6	6	LEGUMES, CONGEELES	
	VEGETABLE PREP. NES		20	20	PREP. DE LEGUMES NDA	
	MISC. FOOD PREP. NES	1	354	355	DIV. PREP. ALIM. NDA	
	FEEDS OF ANIMAL ORIGIN	622		622	PROV. D'ORIGINE ANIMALE	
	NON-ALCOHOLIC BEVERAGE		20	20	BOISSONS NON-ALCOOLIQ.	
	ALE, BEER, STOUT, PORTER	13	44	57	ALE, BIÈRE, STOUT, PORTER	
	CRUDE ANIMAL PROD. NES	49		49	PR. BRUTS ORIG. ANIM. NDA	
	STONE, CRUDE NES		22	22	PIERRE BRUTE NDA	
	LUMBER AND TIMBER	5	267	272	BOIS D'OEUVRE ET CHARP.	
	SHINGLES AND SHAKES		14	14	BARDEAUX, BARD. FACADE	
	VENEER, PLYWOOD		19	19	PLACAGES, CONTRE-PLAQ.	
	WOOD FAB. MATERIALS		10	10	DEMI-PRODUITS EN BOIS	
	BLDG. PAPER AND BOARD		13	13	PLAQ. CONSTR., PAP/CART.	
	TEXTILE FAB. MTL NES		1	1	DUVR. EN MAT. TEXT. NDA	
	FISH, MARINE ANIMAL OIL	109		109	HUIL. DE POISSON, AN. MAR	

TABLE 11. CARGOES HANDLED AT CANADIAN PORTS, IN COASTWISE SHIPPING, IN 1975

TABLEAU 11. MARCHANDISES MANUTENTIONNEES DANS LES PORTS CANADIENS, EN CABOTAGE NATIONAL, EN 1975

PORT PORT	COMMODITY	TONS LOADED TONNES CHARGEES	TONS UNLOADED TONNES DECHARGEES	TOTAL TOTAL	MARCHANDISES
RAMEA (CONTD. - SUITE)	OILS, FATS, WAXES NES	34		34	HUIL. MAT. GRAS. CIRE NDA
	METALLIC SALTS		3	3	SELS METALLIQUES
	INORGANIC CHEMS. NES		14	14	PROD. CHIM. INORG. NDA
	DYESTUFF, PIGMENT, PAINT		10	10	MAT. COLOR. PIG. PEINTURE
	CHEM. SPECIALTIES NES		1	1	PROD. CHIM. SPECIAUX NDA
	GASOLINE	3	118	121	ESSENCE
	FUEL OIL	219	5,064	5,283	MAZOUT
	LUBRICATING OIL, GREASE		13	13	HUILE, GRAISSE LUBRIF.
	ASPHALTS, ROAD OILS		1	1	ASPHALTE, BITUME LIQO.
	PETROL. COAL PROD. NES		17	17	DERIVE PETR. CHARB. NDA
	BARNS AND RODS, STEEL		2	2	BARRES ET TIGES ACIER
	STRUCTURAL SHAPES		2	2	PROFILES DE CONSTRUCT.
	WIRE		9	9	FIL METALLIQUE
	METAL FAB. BASIC PROD.		55	55	OUVR. DE BASE EN METAL
	BRICKS, TILES NES		4	4	BRIQUES, TUILES NDA
	CEMENT		3	3	CIMENT
	CEMENT BASIC PROD.		4	4	OUVR. DE BASE CIMENT
	LIME		3	3	CHAUX
	NON-MET. MIN. BASIC PROD		2	2	PROD. MIN. NON-MET. BASE
	MISC. FABRICATED PROD.		3	3	OUVRAGES DIVERS
	TRACTORS	4		4	TRACTEURS
	MACHINERY NES		27	27	MACHINES NDA
	MOTOR VEHICLE ENGINES		1	1	MOTEURS DE VEH. AUTOM.
	SHIPS, AIRCRAFT, MIS. VEH		7	7	NAVIRES, AVIONS, VEH. DIV
	EQUIPMENT MISC.	4	25	29	MATERIEL DIVERS
	PERSONAL, HOUSEHOLD GOODS		12	12	ART. PERS. ET MENAGERS
	FIREARMS, AMMUNITION		1	1	ARMES A FEU, MUNITIONS
CONTAINERS, CLOSURES	178	83	261	CONTENEURS, FERMETURES	
MISC. END PRODUCTS NES	3	11	14	PRODUITS FINIS DIV. NDA	
GENERAL CARGO	13	796	809	MARCHANDISES DIVERSES	
PORT TOTAL	1,280 *	7,490 *	8,770 *	TOTAL DU PORT	
HOLYROOD	CRUDE PETROLEUM		29,309	29,309	PETROLE BRUT
	GASOLINE	20,596	3,291	23,887	ESSENCE
	FUEL OIL	187,263	92,334	279,597	MAZOUT
	PORT TOTAL	207,859 *	124,934 *	332,793 *	TOTAL DU PORT
LEWISPORT	CATTLE		2	2	BOVINS
	MEAT, FRESH OR FROZEN	62		62	VIANDE, FRAICHE / CONG.
	FISH, FRESH OR FROZEN	19	129	148	POISSON, FRAIS OU CONG.
	FISH, SALTED OR CURED		18	18	POISSON, SALE OU FUME
	BUTTER	6		6	BEURRE
	DAIRY PROD. EGGS, HONEY	2		2	PROD. LAIT., OEUFs, MIEL
	WHEAT FLOUR	59		59	FARINE DE BLE
	MACARONI, CEREAL PROD.	1		1	PATES ALIM. PROD. CEREAL
	FRESH FRUITS, BERRIES	3		3	FRUITS, BAIES FRAIS
	FRUITS, PREP. CANNED	13		13	FRUITS PREP. EN BOITE
	POTATOES	5		5	POMMES DE TERRE
	VEGETABLES, FRESH	51		51	LEGUMES, FRAIS
	VEGETABLE PREP. NES	18		18	PREP. DE LEGUMES NDA
	SUGAR, NES	1		1	SUCRE, NDA
	TEA	1		1	THE
	MISC. FOOD PREP. NES	409		409	DIV. PREP. ALIM. NDA
	HAY, FORAGE, STRAW	106		106	FOIN, FOURRAGE, PAILLE
	GROUND CEREALS NES	1		1	CEREALES MOULUES NDA
	FEEDS OF ANIMAL ORIGIN		160	160	PROD. D'ORIGINE ANIMALE
	CONC. COMPLETE FEEDS	2		2	CONC., PROD. COMPLETES
	NON-ALCOHOLIC BEVERAGE	41		41	BOISSONS NON-ALCOOLIQ.
	ALE, BEER, STOUT, PORTER	20		20	ALE, BIERE, STOUT, PORTER
	CIGARETTES	28		28	CIGARETTES
	RAW HIDES AND SKINS		2	2	PEAUX ET CUIRS BRUT
	CRUDE ANIMAL PROD. NES		7	7	PR. BRUTS ORIG. ANIM. NDA
	BOLTS, ROUND TIMBER	520	89	609	BILLETS, BOIS RONDS
	ORES AND CONC. NES		22	22	MINERAIS ET CONC. NDA
	LIMESTONE	125		125	PIERRE CALCAIRE
	SALT	13	3,000	3,013	SEL
	WASTE AND SCRAP NES	30		30	DECHETS ET REBUTS NDA
	LUMBER AND TIMBER	696	484	1,180	BOIS D'OEUVRE ET CHARP.
	SHINGLES AND SHAKES	99		99	BARDEAUX, BARD. FACADE
	VENEER, PLYWOOD	91		91	PLACAGES, CONTRE-PLAQ.
	WOOD FAB. MATERIALS	364		364	DEMI-PRODUITS EN BOIS
	PAPER NES	17		17	PAPIER NDA
	PAPERBOARD	21		21	CARTON
	BLOG. PAPER AND BOARD	843		843	PLAQ. CONSTR., PAP/CART.
	FISH, MARINE ANIMAL OIL		15	15	HUIL. DE POISSON, AN. MAR
	EXPLOS., FUSES, CAPS	35	3	38	EXPLOS., AMDRCS, DET.
	DYESTUFF, PIGMENT, PAINT	1		1	MAT. COLOR. PIG. PEINTURE
	CHEM. SPECIALTIES NES	6		6	PROD. CHIM. SPECIAUX NDA
	GASOLINE	2,021	32,489	34,510	ESSENCE
	FUEL OIL	1,294	139,840	141,134	MAZOUT
	LUBRICATING OIL, GREASE	214		214	HUILE, GRAISSE LUBRIF.
	PETROL. COAL PROD. NES	24		24	DERIVE PETR. CHARB. NDA
	STRUCTURAL SHAPES	30		30	PROFILES DE CONSTRUCT.

TABLE 11. CARGOES HANDLED AT CANADIAN PORTS, IN COASTWISE SHIPPING, IN 1975

TABLEAU 11. MARCHANDISES MANUTENTIONNEES DANS LES PORTS CANADIENS, EN CABOTAGE NATIONAL, EN 1975

PORT PORT	COMMODITY	TONS LOADED TONNES CHARGEES	TONS UNLOADED TONNES DECHARGEES	TOTAL TOTAL	MARCHANDISES
LEWISPORTE (CONTO. - SUITE)	PIPES, TUBES: IRON, STEEL	16		16	TUYAUX, TUBES: FER, ACIER
	METAL FAB. BASIC PROD.	91	3	94	OUVR. DE BASE EN METAL
	BRICKS, TILES NES	27		27	BRIQUES, TUILES NDA
	CEMENT	741		741	CIMENT
	NON-MET. MIN. BASIC PROD	31		31	PROD. MIN. NON-MET. BASE
	TRACTORS	16	4	20	TRACTEURS
	MACHINERY NES	54	31	85	MACHINES NDA
	TRUCKS AND CHASSIS	3		3	CAMIONS ET CHASSIS
	ROAD MOTOR VEH. NES	58		58	VEH. AUTOM. ROUTIERS NDA
	SHIPS, AIRCRAFT, MIS. VEH	62	6	68	NAVIRES, AVIONS, VEH. DIV
	RUBBER TIRES AND TUBES	4		4	PNEUS, CHAMBRES A AIR
	EQUIPMENT MISC.	110		110	MATERIEL DIVERS
	PERSONAL, HSEHOLD GOODS	174	36	210	ART. PERS. ET MENAGERS
	CONTAINERS, CLOSURES	176	313	489	CONTENEURS, FERMETURES
	MISC. END PRODUCTS NES	258	10	268	PRODUITS FINIS DIV. NDA
	GENERAL CARGO	2,030	550	2,580	MARCHANDISES DIVERSES
	PORT TOTAL	11,143 *	177,213 *	188,356 *	TOTAL DU PORT
LITTLE BAY	WHEAT FLOUR		1	1	FARINE DE BLE
	BOLTS, ROUND TIMBER		8	8	BILLOTS, BOIS RONDS
	COPPER ORE AND CONC.	925		925	MINERAL, CONC. CUIVRE
	GENERAL CARGO		1	1	MARCHANDISES DIVERSES
	PORT TOTAL	925 *	10 *	935 *	TOTAL DU PORT
LGNG POND	BARLEY		4,873	4,873	ORGE
	CORN		3,153	3,153	MAIS
	OATS		1,782	1,782	AVOINE
	WHEAT		7,218	7,218	BLE
	MALT AND MALT FLOUR		4,645	4,645	MALT ET FARINE DE MALT
	CONC. COMPLETE FEEDS		2,639	2,639	CONC., PROV. COMPLETES
	GASOLINE		24,385	24,385	ESSENCE
	FUEL OIL		25,977	25,977	MAZOUT
	PORT TOTAL		74,672 *	74,672 *	TOTAL DU PORT
	MARYSTOWN	CATTLE		23	23
FISH, FRESH OR FROZEN		2		2	POISSON, FRAIS OU CONC.
DAIRY PROD. EGGS, HONEY			111	111	PROD. LAIT., OEUFS, MIEL
FRUITS, PREP. CANNED			16	16	FRUITS PREP. EN BOITE
POTATOES			19	19	POMMES DE TERRE
VEGETABLE PREP. NES		1	12	13	PREP. DE LEGUMES NDA
SUGAR, NES			211	211	SUCRE, NDA
MISC. FOOD PREP. NES			3	3	OV. PREP. ALIM. NDA
HAY, FORAGE, STRAW			40	40	FOIN, FOURRAGE, PAILLE
FEEDS OF ANIMAL ORIGIN		1,834	35	1,869	PROD. D'ORIGINE ANIMALE
CIGARETTES			1	1	CIGARETTES
IRON AND STEEL SCRAP		425		425	DECHETS DE FER, DACIER
SAND AND GRAVEL			147	147	SABLE ET GRAVIERS
SALT			3,170	3,170	SEL
LUMBER AND TIMBER		1	1,364	1,365	BOIS D'OEUVRE ET CHARP.
SHINGLES AND SHAKES			14	14	BARDEAUX, BARD. FACADE
VENEER, PLYWOOD			46	46	PLACAGES, CONTRE-PLAQ.
PAPERBOARD			22	22	CARTON
BLDG. PAPER AND BOARD		1	583	584	PLAQ. CONSTR., PAP/CART.
CORDAGE, TWINE, ROPE			2	2	CORDAGE, FICELLE, CORDE
TEXTILE FAB. MTL NES			7	7	OUVR. EN MAT. TEXT. NDA
FERTILIZERS NES			82	82	ENGRAIS CHIMIQUE NDA
GASOLINE			9,162	9,162	ESSENCE
FUEL OIL			19,813	19,813	MAZOUT
ASPHALTS, ROAD OILS			33	33	ASPHALTE, BITUME LIQD.
PRIMARY IRON, STEEL NES			1	1	FER, ACIER PRIMAIR. NDA
BAR AND RODS, STEEL			30	30	BARRES ET TIGES ACIER
STRUCTURAL SHAPES			40	40	PROFILES DE CONSTRUCT.
PIPES, TUBES: IRON, STEEL			16	16	TUYAUX, TUBES: FER, ACIER
WIRE		1	20	21	FIL METALLIQUE
ALUMINUM			22	22	ALUMINIUM
ZINC AND ALLOYS			14	14	ZINC ET ALLIAGES
METAL FAB. BASIC PROD.		1	44	45	OUVR. DE BASE EN METAL
BRICKS, TILES NES		45	45	BRIQUES, TUILES NDA	
CEMENT		123	123	CIMENT	
NON-MET. MIN. BASIC PROD		40	40	PROD. MIN. NON-MET. BASE	
MACHINERY NES	15	148	163	MACHINES NDA	
ROAD MOTOR VEH. NES	5	10	15	VEH. AUTOM. ROUTIERS NDA	
SHIPS, AIRCRAFT, MIS. VEH	3		3	NAVIRES, AVIONS, VEH. DIV	
EQUIPMENT MISC.	5	116	121	MATERIEL DIVERS	
PERSONAL, HSEHOLD GOODS		9	9	ART. PERS. ET MENAGERS	
CONTAINERS, CLOSURES	34	78	112	CONTENEURS, FERMETURES	
GENERAL CARGO	116	479	595	MARCHANDISES DIVERSES	
PORT TOTAL	2,444 *	36,151 *	38,595 *	TOTAL DU PORT	
PORT AUX BASQUES	CATTLE		751	751	BOVINS
	MEAT, FRESH OR FROZEN	35	24,082	24,117	VIANDE, FRAICHE / CONC.
	MEAT, CURED	4	200	204	VIANDE FUMEE OU SALEE
	MEAT AND MEAT PREP. NES	55	1,377	1,432	VIANDES ET PREP. NDA

TABLE 11. CARGOES HANDLED AT CANADIAN PORTS, IN COASTWISE SHIPPING, IN 1975

TABLEAU 11. MARCHANDISES MANUTENTIONNEES DANS LES PORTS CANADIENS, EN CABOTAGE NATIONAL, EN 1975

PORT PORT	COMMODITY	TONS LOADED TONNES CHARGEES	TONS UNLOADED TONNES DECHARGEES	TOTAL TOTAL	MARCHANDISES
PORT AUX BASQUES (CONTD. - SUITE)	FISH,FRESH OR FROZEN	1,133	147	1,280	POISSON,FRAIS OU CONG.
	FISH,SALTED OR CURED	26	3	29	POISSON,SALE OU FUME
	SHELL FISH,NES	5	40	45	MOLLUSQUES CRUST.,NDA
	BUTTER		360	360	BEURRE
	CHEESE	15	321	336	FROMAGE
	MILK POWDER		148	148	LAIT EN POWDRE
	DAIRY PROD.,EGGS,HONEY	209	5,058	5,267	PROD.,LAIT.,OEUFs,MIEL
	CORN		25	25	MAIS
	OATS		90	90	AVOINE
	CEREALS UMMILLED,NES		65	65	CEREALES NON MOUL.,NDA
	CORN MEAL AND FLOUR		607	607	SEMDOLE,FARINE DE MAIS
	MALT AND MALT FLOUR		860	860	MALT ET FARINE DE MALT
	WHEAT FLOUR	9	19,881	19,890	FARINE DE BLE
	CEREALS MILLED,NES		207	207	CEREALES MOULUES,NDA
	BAKERY PROD.,INC.FROZEN	1	2,660	2,661	PROD.,BOUL.,PRGD.,CONG.
	MACARONI,CEREAL PROD.		1,684	1,684	PATES ALIM.,PROD.,CEREAL
	APPLES		497	497	POMMES
	FRESH FRUITS,BERRIES		4,965	4,965	FRUITS, BAIES FRAIS
	FRDZEN FRUITS, BERRIES		33	33	FRUITS, BAIES CONGELES
	DRIED FRUITS		143	143	FRUITS SECS
	FRUIT JUICES		1,232	1,232	JUS DE FRUIT
	FRUITS, PREP. CANNED	15	4,673	4,688	FRUITS PREP. EN BOITE
	POTATOES	210	16,003	16,213	POMMES DE TERRE
	VEGETABLES, FRESH	1	13,856	13,857	LEGUMES, FRAIS
	VEGETABLES, FROZEN	1	40	41	LEGUMES, CONGELES
	VEGETABLES, DRIED		208	208	LEGUMES, SECS
	VEGETABLE PREP.,NES	24	5,321	5,345	PREP. DE LEGUMES NDA
	SUGAR, NES	234	15,055	15,289	SUCRE, NDA
	MOLASSES, REFINED		325	325	MELASSE,RAFFINEE
	SYRUP		97	97	SIROP
	SUGAR PREPARATIONS	6	1,916	1,922	PREP. A BASE DE SUCRE
	COCOA AND CHOCOLATE		27	27	CACAO ET CHOCOLAT
	COFFEE		39	39	CAFE
	TEA		63	63	THE
	SPICES		37	37	EPICES
	MARGARINE		360	360	MARGARINE
	SHORTENING		169	169	GRAISSE CULINAIRE
	LARD		121	121	SAINDOUX
	SAUSAGE SKINS,CASINGS		53	53	BOYAUX A SAUCISSES
	MISC.FOOD PREP.,NES	917	16,503	17,420	DIV.PREP.ALIM.NDA
	HAY,FORAGE,STRAW		5,154	5,154	FOIN,FOURRAGE,PAILLE
	STRAN,SHORTS,MIDOLINGS		52	52	SON,ISSUES DE CEREALES
	GRDUND CEREALS NES	35	155	190	CEREALES MOULUES NDA
	FEEDS,VEGETABLE ORIGIN		120	120	PROV.DORIGINE VEGETALE
	FEEDS OF ANIMAL ORIGIN	6,656	292	6,948	PROV.DORIGINE ANIMALE
	CONC.COMPLETE FEEDS	61	2,357	2,418	CONC.,PROV.COMPLETES
	NON-ALCOHOLIC BEVERAGE	496	442	938	BOISSONS NON-ALCOOLIQ.
	ALE,BEER,STOUT,PORTER	101	1,744	1,845	ALE,BIERE,STOUT,PORTER
	WINES		20	20	VINS
	DIST.ALCOHOLIC BEV.	2	65	67	BOISS.ALCOOL.DIST.
	RAW HIDES AND SKINS	30		30	PEAUX ET CUIRS BRUT
	CRUDE ANIMAL PROD.,NES		21	21	PR.BRUTS ORIG.ANIM.NDA
	NURSERY,GREENHSE STOCK		9	9	PROD.PEPINIERE,SERRE
CRUDE VEG.PROD.,NES		80	80	PR.BRUTS ORIG.VEG.NDA	
BOLTS,ROUND TIMBER	403	472	875	BILLOTS,BOIS RONDS	
PULPWOOD		33	33	BOIS A PATE	
CRUDE WOOD MTLs. NES		206	206	MATIERES BOIS BRUT NDA	
WOOL AND ANIMAL HAIR		15	15	LAINe,POILS DANIMAL	
ORES AND CONC.,NES	22	28	50	MINERAIS ET CONC.NDA	
IRON AND STEEL SCRAP	6,400	167	6,567	DECHETS OE FER, DACIER	
NON-FERROUS MET.SCRAP	25		25	DECHETS METAL.NON FER.	
COAL,BITUMINOUS		3,735	3,735	CHARBON BITUMINEUX	
CLAY MATERIALS NES		1,557	1,557	MATIERES ARGIL.NDA	
SAND AND GRAVEL	40	897	937	SABLE ET GRAVIERS	
LIMESTONE		6,747	6,747	PIERRE CALCAIRE	
STONE,CRUDE NES	4	253	257	PIERRE BRUTE NDA	
BARYTES,NATURAL		100	100	BARYTINE NATURELLE	
SALT		10,220	10,220	SEL	
CRUDE NON-MET.MIN.NES		100	100	MIN.NON-MET.BRUTS NDA	
WASTE AND SCRAP NES	431	4,572	5,003	DECHETS ET REBUTS NDA	
RUBBER FAB.MATERIALS		43	43	DEMI-PROD.CAGOUTCHOUC	
LUMBER AND TIMBER	2,403	64,163	66,566	BOIS DOEUVRE ET CHARP.	
FLOORING		15	15	LAMES POUR PARQUET	
RAILWAY TIES		2,833	2,833	TRAVERSES OE CH. FER	
SHINGLES AND SHAKES	23	2,737	2,760	BARDEAUX,BARD.FAÇADE	
SAWMILL PRODUCTS NES		38	38	SCIAGES NDA	
VENEER,PLYWOOD	51	15,024	15,075	PLACAGES,CONTRE-PLAQ.	
WOOD FAB.MATERIALS	2	1,831	1,833	DEMI-PRODUITS EN BOIS	
PULP		578	578	PATE	
NEWSPRINT PAPER	246		246	PAPIER JOURNAL	
PAPER NES	44,592	4,405	48,997	PAPIER NDA	
PAPERBOARD	1,888	2,276	4,164	CARTON	
BLOG,PAPER AND BOARD	1,792	10,007	11,799	PLAQ.CONSTR.,PAP/CART.	

TABLE 11. CARGOES HANDLED AT CANADIAN PORTS, IN COASTWISE SHIPPING, IN 1975

TABLEAU 11. MARCHANDISES MANUTENTIONNEES DANS LES PORTS CANADIENS, EN CABOTAGE NATIONAL, EN 1975

PORT PORT	COMMODITY	TONS LOADED TONNES CHARGÉES	TONS UNLOADED TONNES DECHARGÉES	TOTAL TOTAL	MARCHANDISES	
PORT AUX BASQUES (CONTD. - SUITE)	CORUAGE, TWINE, ROPE	2	56	58	CORUAGE, FICELLE, COROE	
	JUTE WOVEN FABRICS		45	45	TISSUS DE JUTE	
	TEXTILE FAB. MTL NES		459	459	DUVR. EN MAT. TEXT. NDA	
	FISH, MARINE ANIMAL OIL	1,021	119	1,140	HUIL. DE POISSON, AN. MAR	
	VEG. OILS, FATS NES		530	530	HUIL. MAT. GRAS. VEG. NDA	
	OILS, FATS, WAXES NES	23	326	349	HUIL. MAT. GRAS. CIRE NDA	
	SULPHURIC ACID		960	960	ACIDE SULFURIQUE	
	METALLIC SALTS		1,753	1,753	SELS METALLIQUES	
	INORGANIC CHEMS. NES	21	8,866	8,867	PROD. CHIM. INORG. NDA	
	ORGANIC CHEMICALS NES		1,277	1,277	PROD. CHIM. ORGAN. NDA	
	EXPLOS., FUSES, CAPS	6	3,425	3,421	EXPLOS., AMORCES, DET.	
	FERTILIZERS NES		6,258	6,258	ENGRAIS CHIMIQUE NDA	
	AGRICULTURAL CHEMICALS		85	85	PROD. CHIM. AGRICOLES	
	SYNTHETIC RUBBER		10	10	CAOUTCHOUC SYNTHETIQUE	
	PLASTIC MATERIALS	2	1,787	1,789	MATIERES PLASTIQUES	
	DYESTUFF, PIGMENT, PAINT		133	133	MAT. COLOR. PIG. PEINTURE	
	CHEM. SPECIALTIES NES	21	6,455	6,476	PROD. CHIM. SPECIAUX NDA	
	GASOLINE		7,298	7,298	ESSENCE	
	FUEL OIL	280	46,984	47,264	MAZOUT	
	LUBRICATING OIL, GREASE	76	4,591	4,667	HUIL. GRAISSE LUBRIF.	
	COKE		29	29	COKE	
	ASPHALTS, ROAD OILS		2,165	2,165	ASPHALTE, BITUME LIQD.	
	COAL TAR, PITCH		107	107	GOUDRON, BRAI DE BOUIL.	
	PETROL. COAL PROD. NES	4	475	479	DERIVE PETR. CHARB. NDA	
	PRIMARY IRON, STEEL NES		108	108	FER, ACIER PRIMAIR. NDA	
	CASTINGS, FORGINGS	65	375	440	MOUL. PIECES FORGEES	
	BAR AND RODS, STEEL		761	761	BARRES ET TIGES ACIER	
	PLATE & SHEET STEEL	19	1,682	1,701	TOLES, FEUILLES DACIER	
	STRUCTURAL SHAPES	1,040	2,152	3,192	PROFILES DE CONSTRUCT.	
	RAILS & TRACK MATERIAL	179	8,902	9,081	RAILS, MAT. VOIE FERREE	
	PIPES, TUBES: IRON, STEEL	175	9,177	9,352	TUYAUX, TUBES: FER, ACIER	
	WIRE	45	261	306	FIL METALLIQUE	
	ALUMINUM	25	160	185	ALUMINIUM	
	NON-FERROUS METALS NES		101	101	METALX NON-FERREUX NDA	
	METAL FAB. BASIC PROD.	158	2,287	2,445	DUVR. DE BASE EN METAL	
	BUILDING BRICK, CLAY		311	311	BRIQ. A BATIR ARGILE	
	DRAIN TILES, PIPES		42	42	TUILES TUY. DE DRAINAGE	
	BRICKS, TILES NES		3,140	3,140	BRIQUES, TUILES NDA	
	GLASS BASIC PRODUCTS	20	2,287	2,307	OUVR. DE BASE EN VERRE	
	ASBESTOS BASIC PROD.		175	175	OUVR. DE BASE AMIANTE	
	CEMENT	1,325	2,416	3,741	CIMENT	
	CEMENT BASIC PROD.		180	180	OUVR. DE BASE CIMENT	
	LIME		3,342	3,342	CHAUX	
	NON-MET. MIN. BASIC PROD	22	4,101	4,123	PROD. MIN. NON-MET. NDA	
	MISC. FABRICATED PROD.		454	454	OUVRAGES DIVERS	
	TRACTORS	161	2,860	3,021	TRACTEURS	
	MACHINERY NES	891	4,759	5,650	MACHINES NDA	
	RAILWAY ROLLING STOCK	254	3,396	3,650	MAT. ROUL. DE CH. DE FER	
	PASS. AUTOS AND CHASSIS	5	9,833	9,838	VOITURES PART., CHASSIS	
	TRUCKS AND CHASSIS	406	3,256	3,662	CAMIONS ET CHASSIS	
	MOTOR VEHICLE ENGINES	97	1,030	1,127	MOTEURS DE VEH. AUTOM.	
	ROAD MOTOR VEH. NES	145	2,275	2,420	VEH. AUTOM. ROUTIERS NDA	
	SHIPS, AIRCRAFT, MIS. VEH	105	577	682	NAVIRES, AVIONS, VEH. DIV	
	RUBBER TIRES AND TUBES		1,267	1,267	PNEUS, CHAMBRES A AIR	
	EQUIPMENT MISC.	873	8,152	9,025	MATERIEL DIVERS	
	PERSONAL, HSEHOLD GOODS	135	7,768	7,903	ART. PERS. ET MENAGERS	
	CONTAINERS, CLOSURES	2,081	19,627	21,708	CONTENEURS, FERMETURES	
	MISC. END PRODUCTS NES	16	6,227	6,243	PRODUITS FINIS DIV. NDA	
	GENERAL CARGO	6,787	52,645	59,432	MARCHANDISES DIVERSES	
	PORT TOTAL		85,088 *	544,114 *	629,202 *	TOTAL DU PORT
	PORT HOPE SIMPSON	MEAT, FRESH OR FROZEN	1	5	6	VIANDE, FRAICHE / CONG.
		FISH, FRESH OR FROZEN	2		2	POISSON, FRAIS OU CONG.
		MISC. FOOD PREP. NES		137	137	OIV. PREP. ALIM. NDA
		NON-ALCOHOLIC BEVERAGE		5	5	BOISSONS NON-ALCOOLIQ.
		BOLTS, ROUND TIMBER		5	5	BILLOTS, BOIS ROUNDS
LUMBER AND TIMBER		83	4	87	BOIS OEUVRE ET CHARP.	
BLOG. PAPER AND BOARD			10	10	PLAQ. CONSTR., PAP/CART.	
GASOLINE			116	116	ESSENCE	
FUEL OIL			178	178	MAZOUT	
LUBRICATING OIL, GREASE		5	5	10	HUIL. GRAISSE LUBRIF.	
PETROL. COAL PROD. NES			1	1	DERIVE PETR. CHARB. NDA	
METAL FAB. BASIC PROD.			1	1	OUVR. DE BASE EN METAL	
CEMENT			1	1	CIMENT	
TRUCKS AND CHASSIS			3	3	CAMIONS ET CHASSIS	
SHIPS, AIRCRAFT, MIS. VEH			4	4	NAVIRES, AVIONS, VEH. DIV	
EQUIPMENT MISC.			3	3	MATERIEL DIVERS	
PERSONAL, HSEHOLD GOODS			8	8	ART. PERS. ET MENAGERS	
CONTAINERS, CLOSURES		7	7	7	CONTENEURS, FERMETURES	
GENERAL CARGO		9	179	188	MARCHANDISES DIVERSES	
PORT TOTAL		107 *	665 *	772 *	TOTAL DU PORT	
LONG HARBOUR	INORGANIC CHEMS. NES	99,809		99,809	PROD. CHIM. INORG. NDA	

TABLE 11. CARGOES HANDLED AT CANADIAN PORTS, IN COASTWISE SHIPPING, IN 1975

TABLEAU 11. MARCHANDISES MANUTENTIONNEES DANS LES PORTS CANADIENS, EN CABOTAGE NATIONAL, EN 1975

PORT PORT	COMMODITY	TONS LOADED TONNES CHARGÉES	TONS UNLOADED TONNES DÉCHARGÉES	TOTAL TOTAL	MARCHANDISES
LONG HARBOUR (CONTD. - SUITE)	COKE PORT TOTAL	99,809 *	21,000 21,000 *	21,000 120,809 *	CDKE TOTAL DU PORT
ST. ALBANS	BAKERY PROD. INC. FROZEN MISC. FOOD PREP. NES ALE, BEER, STOUT, PORTER SALT LUMBER AND TIMBER VENEER, PLYWOOD BLDG. PAPER AND BOARD EXPLOS., FUSES, CAPS DYESTUFF, PIGMENT, PAINT GASOLINE FUEL OIL PIPES, TUBES: IRON, STEEL METAL FAB. BASIC PRDD. CEMENT NON-MET. MIN. BASIC PROD ROAD MOTOR VEH. NES SHIPS, AIRCRAFT, MIS. VEH EQUIPMENT MISC. PERSONAL, HSEHDL GOODS GENERAL CARGO PORT TOTAL	5 22 2 26 62 *	1 6 2,140 30 1 35 20 1 1,706 5,293 73 12 35 3 441 17 1 156 9,971 *	1 6 5 2,140 52 1 37 20 1 1,706 5,293 73 12 35 3 441 19 1 182 10,033 *	PROD. BOUL., PROD. CONG. DIV. PREP. ALIM. NDA ALE, BIÈRE, STOUT, PORTER SEL BOIS D'OEUVRE ET CHARP. PLACAGES, CONTRE-PLAQ. PLAQ. CONSTR., PAP/CART. EXPLOS., AMORCES, DET. MAT. COLOR. PIG. PEINTURE ESSENCE HAZOUT TUYAUX, TUBES: FER, ACIER OUVR. DE BASE EN METAL CEMENT PROD. MIN. NON-MET. BASE VEH. AUTOM. ROUTIERS NDA NAVIRES, AVIONS, VEH. DIV MATÉRIEL DIVERS ART. PERS. ET MENAGERS MARCHANDISES DIVERSES TOTAL DU PORT
ST. JOHNS	CATTLE LIVE ANIMALS, NES MEAT, FRESH OR FROZEN MEAT, CURED MEAT AND MEAT PREP. NES FISH, FRESH OR FROZEN FISH, SALTED OR CURED BUTTER CHEESE MILK POWDER DAIRY PROD. EGGS, HONEY BARLEY CORN WHEAT CEREALS UNMILLED, NES CORN MEAL AND FLOUR WHEAT FLOUR CEREALS MILLED, NES BAKERY PROD. INC. FROZEN MACARONI, CEREAL PROD. FRESH FRUITS, BERRIES FROZEN FRUITS, BERRIES FRUIT JUICES FRUITS, PRÉP. CANNED POTATOES VEGETABLES, FRESH VEGETABLES, FROZEN VEGETABLE PREP. NES SUGAR, NES SUGAR PREPARATIONS MARGARINE LARD MISC. FOOD PREP. NES HAY, FORAGE, STRAW GROUND CEREALS NES FEEDS, VEGETABLE ORIGIN FEEDS OF ANIMAL ORIGIN CONC. COMPLETE FEEDS NON-ALCOHOLIC BEVERAGE ALE, BEER, STOUT, PORTER WINES DIST. ALCOHOLIC BEV. CRUDE WOOD MTL. NES IRON AND STEEL SCRAP COAL, BITUMINOUS SALT WASTE AND SCRAP NES RUBBER FAB. MATERIALS LUMBER AND TIMBER FLOORING SHINGLES AND SHAKES VENEER, PLYWOOD WOOD FAB. MATERIALS PAPER NES PAPERBOARD BLDG. PAPER AND BOARD WET MACHINE BOARD TEXTILE FAB. MTL NES	3 3 12 3 78 1 45 2 5 5 1 1 68 8 15 30 62 40 1,540 20 1,659 2,506 45 104 78 12 65 23 129 88 8 6 35 111 86	165 101 1,387 4 1,101 73 29 45 41 533 6,040 1,168 7,991 21 81 1,893 6,185 382 63 335 328 100 2,244 1,417 786 305 5,600 1,221 82 6 36,002 376 3,858 100 142 1,659 2,506 45 118 78 12 72 32,692 65 5,842 11,777 43 27 7,155 1,614 4,518 7,156 30,784 235 3,659	168 104 1,399 4 1,104 151 74 47 41 538 6,040 1,168 7,991 21 81 1,961 6,185 390 63 335 328 100 2,244 1,432 786 305 5,630 1,283 82 6 37,542 376 3,858 100 162 1,659 2,506 45 222 78 12 72 32,692 65 5,842 11,777 43 27 7,243 1,622 4,524 7,191 30,895 235 3,745	BOVINS ANIMAUX VIVANTS, NDA VIANDE, FRAICHE / CONG. VIANDE FUMÉE DU SALEE VIANDES ET PREP. NDA POISSON, FRAIS OU CONG. POISSON, SALE DU FUME BEURRE FROMAGE LAIT EN PDUORE PRDD. LAIT., DEUFS, MIEL ORGE MAIS BLE CEREALES NON MOUL., NDA SEMOULE, FARINE DE MAIS FARINE DE BLE CEREALES MOULUES, NDA PROD. BDUL., PROD. CONG. PATES ALIM. PROD. CEREAL FRUITS, BAIES FRAIS FRUITS, BAIES CONGEELES JUS DE FRUIT FRUITS PREP. EN BOITE POMMES DE TERRE LEGUMES, FRAIS LEGUMES, CONGEELES PREP. DE LEGUMES NDA SUCRE, NDA PREP. A BASE DE SUCRE MARGARINE SAINDDUX DIV. PREP. ALIM. NDA FOIN, FOURRAGE, PAILLE CEREALES MOULUES NOA PROD. D'ORIGINE VEGETALE PROD. D'ORIGINE ANIMALE CONC., PROD. COMPLETEES BOISSONS NON-ALCOOLIQ. ALE, BIÈRE, STOUT, PORTER VINS BOISS. ALCOOL. DIST. MATIERES BOIS BRUT NDA DECHETS DE FER, D'ACIER CHARBON BITUMINEUX SEL DECHETS ET REBUTS NDA DEMI-PROD. CADUTCHOU BOIS D'OEUVRE ET CHARP. LAMES POUR PARQUET BARDEAUX, BARDE. FACADE PLACAGES, CONTRE-PLAQ. DEMI-PRODUITS EN BOIS PAPIER NDA CARTON PLAQ. CONSTR., PAP/CART. CARTON EN PATE PRESSE OUVR. EN MAT. TEXT. NDA

TABLE 11. CARGOES HANDLED AT CANADIAN PORTS, IN COASTWISE SHIPPING, IN 1975

TABEAU 11. MARCHANDISES MANUTENTIONNEES DANS LES PORTS CANADIENS, EN CABOTAGE NATIONAL, EN 1975

PORT PORT	COMMODITY	TONS LOADED TONNES CHARGÉES	TONS UNLOADED TONNES DECHARGÉES	TOTAL TOTAL	MARCHANDISES	
ST. JOHNS (CONTD. - SUITE)	FISH, MARINE ANIMAL OIL	30	154	184	HUIL. DE POISSON, AN. MAR	
	VEG. OILS, FATS NES	111	2,473	2,584	HUIL. MAT. GRAS. VEG. NDA	
	INORGANIC CHEMS. NES		1,084	1,084	PROD. CHIM. INORG. NDA	
	ORGANIC CHEMICALS NES	6	3,296	3,302	PROD. CHIM. ORG. NDA	
	EXPLOS., FUSES, CAPS		58	58	EXPLOS., AMORCES, DET.	
	FERTILIZERS NES	3	112	115	ENGRAIS CHIMIQUE NDA	
	AGRICULTURAL CHEMICALS	5		5	PROD. CHIM. AGRIC. LES	
	PLASTIC MATERIALS		163	163	MATIERES PLASTIQUES	
	DYESTUFF, PIGMENT, PAINT	237	2,703	2,940	MAT. COLOR. PIG. PEINTURE	
	CHEM. SPECIALTIES NES	12	98	110	PROD. CHIM. SPECIAUX NDA	
	GASOLINE	38,235	160,816	199,051	ESSENCE	
	FUEL OIL	70,696	414,409	485,105	MAZOUT	
	LUBRICATING OIL, GREASE	77	285	362	HUIL. GRAISSE LUBRIF.	
	ASPHALTS, ROAD OILS		638	638	ASPHALTE, BITUME LIQD.	
	PETROL, COAL PROD. NES	48	5,784	5,832	DERIVE PETR. CHARB. NDA	
	PRIMARY IRON, STEEL NES	3	545	548	FER, ACIER PRIMAIR. NDA	
	BAR AND RODS, STEEL		1,181	1,181	BARRES ET TIGES ACIER	
	PLATE & SHEET STEEL	36	1,581	1,617	TOLES, FEUILLES D'ACIER	
	STRUCTURAL SHAPES	95	12,190	12,285	PROFILES DE CONSTRUCT.	
	PIPES, TUBES: IRON, STEEL	155	763	918	TUYAUX, TUBES: FER, ACIER	
	WIRE		48	48	FIL METALLIQUE	
	METAL FAB. BASIC PROD.	360	8,371	8,731	OUVR. DE BASE EN METAL	
	BRICKS, TILES NES		196	196	BRIQUES, TUILES NDA	
	CEMENT		87	87	CIMENT	
	CEMENT BASIC PROD.	188		188	OUVR. DE BASE CIMENT	
	NON-MET. MIN. BASIC PROD.		104	104	PROD. MIN. NON-MET. BASE	
	MISC. FABRICATED PROD.		16	16	OUVRAGES DIVERS	
	TRACTORS	21	4	25	TRACTEURS	
	MACHINERY NES	1,626	12,275	13,901	MACHINES NDA	
	PASS. AUTOS AND CHASSIS		17,293	17,293	VOITURES PART., CHASSIS	
	TRUCKS AND CHASSIS		32	32	CAMIONS ET CHASSIS	
	MOTOR VEHICLE ENGINES	9		9	MOTEURS DE VEH. AUTOM.	
	ROAD MOTOR VEH. NES	22	17	39	VEH. AUTOM. ROUTIERS NDA	
	SHIPS, AIRCRAFT, MIS. VEH	4	27	31	NAVIRES, AVIONS, VEH. DIV	
	RUBBER TIRES AND TUBES	4	260	264	PNEUS, CHAMBRES A AIR	
	EQUIPMENT MISC.	196	9,425	9,621	MATERIEL DIVERS	
	PERSONAL, HSEHOLD GOODS	15	4,186	4,201	ART. PERS. ET MENAGERS	
	CONTAINERS, CLOSURES	1,342	1,466	2,808	CONTENEURS, FERMETURES	
	MISC. END PRODUCTS NES	304	2,053	2,357	PRODUITS FINIS DIV. NDA	
	GENERAL CARGO	2,138	984	3,122	MARCHANDISES DIVERSES	
	PORT TOTAL	123,293 *	850,922 *	974,215 *	TOTAL DU PORT	
	ST. LAWRENCE	FISH, FRESH OR FROZEN		1	1	POISSON, FRAIS OU CONC.
		DAIRY PROD. EGGS, HONEY		103	103	PROD. LAIT., OEUFS, MIEL
		VEGETABLES, FRESH		23	23	LEGUMES, FRAIS
		MISC. FOOD PREP. NES		21	21	DIV. PREP. ALIM. NDA
		LUMBER AND TIMBER		766	766	BOIS D'OEUVRE ET CHARP.
		SHINGLES AND SHAKES		32	32	BARDEAUX, BARDE. FACADE
		VENEER, PLYWOOD		40	40	PLACAGES, CONTRE-PLAQ.
		WOOD FAB. MATERIALS		27	27	DEMI-PRODUITS EN BOIS
PAPER NES			1	1	PAPIER NDA	
BLDG. PAPER AND BOARD			90	90	PLAQ. CONSTR., PAP/CART.	
TEXTILE FAB. MTL NES			7	7	OUVR. EN MAT. TEXT. NDA	
EXPLOS., FUSES, CAPS			2	2	EXPLOS., AMORCES, DET.	
FUEL OIL			1,192	1,192	MAZOUT	
STRUCTURAL SHAPES			27	27	PROFILES DE CONSTRUCT.	
METAL FAB. BASIC PROD.			15	15	OUVR. DE BASE EN METAL	
CEMENT			450	450	CIMENT	
TRACTORS			3	3	TRACTEURS	
MACHINERY NES			7	7	MACHINES NDA	
ROAD MOTOR VEH. NES			15	15	VEH. AUTOM. ROUTIERS NDA	
EQUIPMENT MISC.		2	16	18	MATERIEL DIVERS	
PERSONAL, HSEHOLD GOODS		1	3	4	ART. PERS. ET MENAGERS	
MISC. END PRODUCTS NES			3	3	PRODUITS FINIS DIV. NDA	
GENERAL CARGO			65	65	MARCHANDISES DIVERSES	
PORT TOTAL	3 *	2,909 *	2,912 *	TOTAL DU PORT		
STEPHENVILLE	PULPWOOD		245,690	245,690	BOIS A PATE	
	GYPNUM	143,203		143,203	GYPSE	
	SALT		7,000	7,000	SEL	
	PAPERBOARD	7,468		7,468	CARTON	
	METALLIC SALTS		2,500	2,500	SELS METALLIQUES	
	GASOLINE		14,661	14,661	ESSENCE	
	FUEL OIL	39,340	139,784	179,124	MAZOUT	
	BAR AND RODS, STEEL	20		20	BARRES ET TIGES ACIER	
	STRUCTURAL SHAPES	14		14	PROFILES DE CONSTRUCT.	
	PIPES, TUBES: IRON, STEEL	40		40	TUYAUX, TUBES: FER, ACIER	
	TRACTORS	45		45	TRACTEURS	
	MACHINERY NES	184	55	239	MACHINES NDA	
	PASS. AUTOS AND CHASSIS	17	201	218	VOITURES PART., CHASSIS	
	BUSES AND CHASSIS	16		16	AUTOBUS ET CHASSIS	
	TRUCKS AND CHASSIS	237	5	242	CAMIONS ET CHASSIS	
	ROAD MOTOR VEH. NES	130		130	VEH. AUTOM. ROUTIERS NDA	

TABLE 11. CARGOES HANDLED AT CANADIAN PORTS, IN COASTWISE SHIPPING, IN 1975

TABLEAU 11. MARCHANDISES MANUTENTIONNEES DANS LES PORTS CANADIENS, EN CABOTAGE NATIONAL, EN 1975

PORT PORT	COMMODITY	TONS LOADED TONNES CHARGÉES	TONS UNLOADED TONNES DÉCHARGÉES	TOTAL TOTAL	MARCHANDISES
STEPHENVILLE (CONTD. - SUITE)	RUBBER TIRES AND TUBES	2	4	6	PNEUS, CHAMBRES A AIR
	EQUIPMENT MISC.	297		297	MATERIEL DIVERS
	CONTAINERS, CLOSURES	135	30	165	CONTENEURS, FERMETURES
	GENERAL CARGO	349		349	MARCHANDISES DIVERSES
	PORT TOTAL	191,497 *	409,930 *	601,427 *	TOTAL DU PORT
TILT COVE	COPPER ORE AND CONC.	28,892		28,892	MINERAI, CONC. CUIVRE
	PORT TOTAL	28,892 *	*	28,892 *	TOTAL DU PORT
NFLD-NES/T-N -NDA	CATTLE	2		2	BOVINS
	MEAT, FRESH OR FROZEN	188	93	281	VIANDE, FRAICHE / CONG.
	MEAT, CURED	3	10	13	VIANDE FUMÉE OU SALÉE
	FISH, FRESH OR FROZEN	1,189	112	1,301	POISSON, FRAIS OU CONG.
	FISH, SALTED OR CURED	355	36	391	POISSON, SALE OU FUMÉ
	SHELL FISH, NES	4	4	8	MOLLUSQUES CRUST., NDA
	BUTTER		101	101	BEURRE
	DAIRY PROD., EGGS, HONEY	2	415	417	PROD. LAIT., GEUFS, MIEL
	WHEAT FLOUR	18	677	695	FARINE DE BLE
	BAKERY PROD., INC., FROZEN		1	1	PROD. BOUL., PROD. CONG.
	MACARONI, CEREAL PROD.	3	1	4	PÂTES ALIM., PROD. CEREAL
	APPLES	2		2	POMMES
	FRESH FRUITS, BERRIES	1	5	6	FRUITS, BAIES FRAIS
	FRUIT JUICES	1	1	2	JUS DE FRUIT
	FRUITS, PREP., CANNED		32	32	FRUITS PREP. EN BOITE
	POTATOES	1	336	337	POMMES DE TERRE
	VEGETABLES, FRESH	5	67	72	LEGUMES, FRAIS
	VEGETABLES, DRIED		2	2	LEGUMES, SECS
	VEGETABLE PREP., NES		50	50	PREP. DE LEGUMES NDA
	SUGAR, NES	1	168	169	SUCRE, NDA
	MOLASSES, REFINED		3	3	MELASSE, RAFFINÉE
	SUGAR PREPARATIONS		9	9	PREP. A BASE DE SUCRE
	TEA		1	1	THE
	MISC. FOOD PREP., NES	199	2,190	2,389	DIV. PREP. ALIM. NDA
	HAY, FORAGE, STRAW		152	152	FOIN, FOURRAGE, PAILLE
	ROUND CEREALS NES		1	1	CEREALES MOULUES NDA
	FEEDS OF ANIMAL ORIGIN	1,231	51	1,282	PROV. D'ORIGINE ANIMALE
	CONC., COMPLETE FEEDS		27	27	CONC., PROV. COMPLETES
	NON-ALCOHOLIC BEVERAGE	2	269	271	BOISSONS NON-ALCOOLIQ.
	ALE, BEER, STOUT, PORTER	46	309	355	ALE, BIÈRE, STOUT, PORTER
	DIST. ALCOHOLIC BEV.	3	3	6	BOISS. ALCOOL. DIST.
	CIGARETTES		1	1	CIGARETTES
	RAW HIDES AND SKINS	2	4	6	PEAUX ET CUIRS BRUT
	CRUDE ANIMAL PROD., NES	7		7	PR. BRUTS ORIG. ANIM. NDA
	BULTS, ROUND TIMBER	14	268	282	BILLOTS, BOIS RONDS
	PULPWOOD	20,600		20,600	BOIS A PÂTE
	ZINC ORE AND CONC.	11,148		11,148	MINERAI, CONC. DE ZINC
	ORES AND CONC., NES	22		22	MINERAIS ET CONC. NDA
	IRON AND STEEL SCRAP	10		10	DÉCHETS DE FER, D'ACIER
	COAL, BITUMINOUS		217	217	CHARBON BITUMINEUX
	SAND AND GRAVEL	18	19	37	SABLE ET GRAVIERS
	LIMESTONE		301	301	PIÈRE CALCAIRE
	BARYTES, NATURAL		950	950	BARYTINE NATURELLE
	SALT	179	9,934	10,113	SEL
	WASTE AND SCRAP NES		30	30	DÉCHETS ET REBUTS NDA
	LUMBER AND TIMBER	1,445	1,408	2,853	BOIS D'OEUVRE ET CHARP.
	SHINGLES AND SHAKES	1	89	90	BARDEAUX, BARD. FACADE
	VENEER, PLYWOOD	34	236	270	PLACAGES, CONTRE-PLAQ.
	WOOD FAB. MATERIALS	22	120	142	OEMI-PRODUITS EN BOIS
	PAPERBOARD		24	24	CARTON
	BLDG. PAPER AND BOARD	160	1,500	1,660	PLAQ. CONSTR., PAP/CART.
	CORDAGE, TWINE, ROPE		1	1	CORDAGE, FICELLE, COROE
	TEXTILE FAB., MTL NES		1	1	OUVR. EN MAT. TEXT. NDA
	FISH, MARINE ANIMAL OIL	318		318	HUIL. DE POISSON, AN. MAR
	METALLIC SALTS		2	2	SELS METALLIQUES
	INORGANIC CHEMS., NES		7	7	PROD. CHIM. INORG. NDA
	EXPLOS., FUSES, CAPS	6	71	77	EXPLOS., AMORCES, DET.
	FERTILIZERS NES		23	23	ENGRAIS CHIMIQUE NDA
	DYESTUFF, PIGMENT, PAINT		11	11	MAT. COLOR. PIG. PEINTURE
	CHEM. SPECIALTIES NES		39	39	PROD. CHIM. SPECIAUX NDA
	GASOLINE		32,836	33,118	ESSENCE
	FUEL OIL	1,440	106,198	107,638	MAZOUT
	LUBRICATING OIL, GREASE	41	489	530	HUIL. GRAISSE LUBRIF.
	PETROL, COAL PROD., NES		295	295	DÉRIVE PETR. CHARB. NDA
	PRIMARY IRON, STEEL NES		54	54	FER, ACIER PRIMAIR. NDA
	PLATE & SHEET STEEL	6	6	12	TÔLES, FEUILLES D'ACIER
	STRUCTURAL SHAPES	66	593	659	PROFILES DE CONSTRUCT.
	PIPES, TUBES: IRON, STEEL	1	508	509	TUYAUX, TUBES: FER, ACIER
	WIRE	2	94	96	FIL METALLIQUE
	METAL FAB. BASIC PROD.	41	319	360	OUVR. DE BASE EN METAL
	BRICKS, TILES NES	3	67	70	BRIQUES, TUILLES NDA
	GLASS BASIC PRODUCTS		1	1	OUVR. DE BASE EN VERRE
	CEMENT	176	3,200	3,376	CIMENT
	CEMENT BASIC PROD.	71	184	255	OUVR. DE BASE CIMENT

TABLE 11. CARGOES HANDLED AT CANADIAN PORTS, IN COASTWISE SHIPPING, IN 1979

TABEAU 11. MARCHANDISES MANUTENTIONNEES DANS LES PORTS CANADIENS, EN CABOTAGE NATIONAL, EN 1979

PORT PORT	COMMODITY	TONS LOADED TONNES CHARGÉES	TONS UNLOADED TONNES DÉCHARGÉES	TOTAL TOTAL	MARCHANDISES
NFLD-NES/T-N-NDA (CONTD. - SUITE)	NON-MET. MIN. BASIC PROD	1	95	96	PROD. MIN. NON-MET. BASE
	MISC. FABRICATED PROD.		1	1	OUVRAGES DIVERS
	TRACTORS	37	119	156	TRACTEURS
	MACHINERY NES	153	1,067	1,220	MACHINES NDA
	PASS. AUTOS AND CHASSIS	5	36	41	VOITURES PART., CHASSIS
	TRUCKS AND CHASSIS	7	13	20	CAMIONS ET CHASSIS
	MOTOR VEHICLE ENGINES		54	54	MOTEURS DE VEH. AUTOM.
	ROAD MOTOR VEH. NES	5	382	387	VEH. AUTOM. ROUTIERS NDA
	SHIPS, AIRCRAFT, MIS. VEH	91	124	215	NAVIRES, AVIONS, VEH. DIV
	RUBBER TIRES AND TUBES	5	10	15	PNEUS, CHAMBRES A AIR
	EQUIPMENT MISC.	266	510	776	MATERIEL DIVERS
	PERSONAL, HSEHOLD GOODS	137	268	405	ART. PERS. ET MENAGERS
	CONTAINERS, CLOSURES	635	784	1,419	CONTENEURS, FERMETURES
	MISC. END PRODUCTS NES	101	693	794	PRODUITS FINIS DIV. NDA
	GENERAL CARGO	4,820	7,533	12,353	MARCHANDISES DIVERSES
PORT TOTAL	45,634 *	176,915 *	222,549 *	TOTAL DU PORT	
PROVINCE TOTAL	2,427,212 **	3,279,129 **	5,706,341 **	TOTAL DE LA PROVINCE	
PR. EDWARD ISLAND / ILE CHARLOTTETOWN	DU PR. EDOUARD				
	CATTLE	259	4	263	BOVINS
	LIVE ANIMALS, NES	159	3	162	ANIMAUX VIVANTS, NDA
	MEAT, FRESH OR FROZEN	3		3	VIANDE, FRAICHE / CONG.
	MEAT, CURED	4		4	VIANDE FUMEE OU SALEE
	FISH, FRESH OR FROZEN	1		1	POISSON, FRAIS OU CONG.
	LOBSTER		2	2	HOMARD
	BUTTER	29		29	BEURRE
	CHEESE	45	2	47	FROMAGE
	DAIRY PROD. EGGS, HONEY	283		283	PROD. LAIT., OEUF, MIEL
	CEREALS UNMILLED, NES	21		21	CEREALES NON MOUL., NDA
	FRESH FRUITS, BERRIES	22		22	FRUITS, BAIES FRAIS
	POTATOES	1,417		1,417	POMMES DE TERRE
	VEGETABLES, FRESH	23		23	LEGUMES, FRAIS
	VEGETABLES, FROZEN	18		18	LEGUMES, CONGEELES
	VEGETABLE PREP. NES	94		94	PREP. DE LEGUMES NDA
	LARD	6		6	SAINODOUX
	MISC. FOOD PREP. NES	784		784	DIV. PREP. ALIM. NDA
	HAY, FORAGE, STRAW	44		44	FOIN, FOURRAGE, PAILLE
	GROUND CEREALS NES	5		5	CEREALES MOULUES NDA
	BLDG. PAPER AND BOARD	307		307	PLAQ. CONSTR., PAP. CART.
	FERTILIZERS NES	30	3	33	ENGRAIS CHIMIQUE NDA
	AGRICULTURAL CHEMICALS		5	5	PROD. CHIM. AGRIC. NDA
	GASOLINE	40,140	195,802	235,942	ESSENCE
	FUEL OIL	51,342	504,994	556,336	MAZOUT
	LUBRICATING OIL, GREASE		108	108	HUILE, GRAISSE LIQUE.
	ASPHALTS, ROAD OILS	7		7	ASPHALTE, BITUME LIQUE.
	PETROL. COAL PROD. NES	5	245	250	DERIVE PETR. CHARB. NDA
	METAL FAB. BASIC PROD.	259	4	263	OUVR. DE BASE EN METAL
	TRACTORS	4		4	TRACTEURS
MACHINERY NES	24	1	25	MACHINES NDA	
PASS. AUTOS AND CHASSIS	6	1	7	VOITURES PART., CHASSIS	
BUSES AND CHASSIS		2	2	AUTOBUS ET CHASSIS	
MOTOR VEHICLE ENGINES	177	8	185	MOTEURS DE VEH. AUTOM.	
ROAD MOTOR VEH. NES		1	1	VEH. AUTOM. ROUTIERS NDA	
SHIPS, AIRCRAFT, MIS. VEH	4	1	5	NAVIRES, AVIONS, VEH. DIV	
EQUIPMENT MISC.	280	23	303	MATERIEL DIVERS	
PERSONAL, HSEHOLD GOODS	15		15	ART. PERS. ET MENAGERS	
CONTAINERS, CLOSURES	155	8	163	CONTENEURS, FERMETURES	
GENERAL CARGO	2	41	43	MARCHANDISES DIVERSES	
PORT TOTAL	95,974 *	701,258 *	797,232 *	TOTAL DU PORT	
SUMMERSIDE	FUEL OIL		17,214	17,214	MAZOUT
PORT TOTAL	*	17,214 *	17,214 *	TOTAL DU PORT	
PEI-NES/IPE-NDA	POTATOES	120		120	POMMES DE TERRE
	VEGETABLES, FRESH	325		325	LEGUMES, FRAIS
	PORT TOTAL	445 *	*	445 *	TOTAL DU PORT
PROVINCE TOTAL	96,419 **	718,472 **	814,891 **	TOTAL DE LA PROVINCE	
NOVA SCOTIA / NOUVELLE-ECOSSE	BRIDGEWATER				
	GASOLINE		6,753	6,753	ESSENCE
	FUEL OIL		11,794	11,794	MAZOUT
PORT TOTAL	*	18,547 *	18,547 *	TOTAL DU PORT	
DIGBY	GASOLINE		6,511	6,511	ESSENCE
	FUEL OIL		3,894	3,894	MAZOUT
	PORT TOTAL	*	10,405 *	10,405 *	TOTAL DU PORT
HALIFAX	MEAT, FRESH OR FROZEN	7		7	VIANDE, FRAICHE / CONG.
	BARLEY		21,667	21,667	ORGE
	WHEAT		146,795	146,795	BLE
	MALT AND MALT FLOUR		2,622	2,622	MALT ET FARINE DE MALT

TABLE 11. CARGOES HANDLED AT CANADIAN PORTS, IN COASTWISE SHIPPING, IN 1975

TABLEAU 11. MARCHANDISES MANUTENTIONNEES DANS LES PORTS CANADIENS, EN CABOTAGE NATIONAL, EN 1975

PORT PORT	COMMODITY	TONS LOADED TONNES CHARGÉES	TONS UNLOADED TONNES DECHARGÉES	TOTAL TOTAL	MARCHANDISES
HALIFAX (CONTD. - SUITE)	WHEAT FLOUR	7		7	FARINE DE BLE
	BAKERY PROD. INC. FROZEN	26		26	PROD. BOUL., PROD. CONG.
	FRESH FRUITS, BERRIES	3		3	FRUITS, BAIES FRAIS
	FROZEN FRUITS, BERRIES	6		6	FRUITS, BAIES CONGÉLÉS
	POTATOES	43		43	POMMES DE TERRE
	VEGETABLES, FRESH	3		3	LEGUMES, FRAIS
	VEGETABLES, FROZEN	6		6	LEGUMES, CONGÉLÉS
	VEGETABLE PREP. NES	26		26	PREP. DE LEGUMES NDA
	SUGAR, NES	55		55	SUCRE, NDA
	TEA	52		52	THE
	MISC. FOOD PREP. NES	501		501	DIV. PREP. ALIM. NDA
	HAY, FORAGE, STRAW	2		2	FOIN, FOURRAGE, PAILLE
	CONC. COMPLETE FEEDS	12		12	CONC., PROV. COMPLETES
	ALE, BEER, STOUT, PORTER	91		91	ALE, BIÈRE, STOUT, PORTER
	DIST. ALCOHOLIC BEV.	155		155	BOISS. ALCOOL. DIST.
	RAW HIDES AND SKINS	4		4	PEAUX ET CUIRS BRUT
	CRUDE PETROLEUM	45,157	14,969	60,126	PETROLE BRUT
	GYP SUM	165,836		165,836	GYPSE
	SALT	47		47	SEL
	LUMBER AND TIMBER	160		160	BOIS D'OEUVRE ET CHARP.
	VENEER, PLYWOOD	27		27	PLACAGES, CONTRE-PLAQ.
	WOOD FAB. MATERIALS	23		23	DEMI-PRODUITS EN BOIS
	PAPER NES	5		5	PAPIER NDA
	PAPERBOARD	199		199	CARTON
	BLOG. PAPER AND BOARD	296		296	PLAQ. CONSTR., PAP/GART.
	CORDAGE, TWINE, ROPE	13		13	CORDAGE, FIGELLE, CORDE
	METALLIC SALTS	5	21,001	21,006	SELS MÉTALLIQUES
	INORGANIC CHEMS. NES	54		54	PROD. CHIM. INCRG. NDA
	DYESTUFF, PIGMENT, PAINT	6		6	MAT. COLOR. FIG. PEINTURE
	CHEM. SPECIALTIES NES	37		37	PROD. CHIM. SPÉCIAUX NDA
	GASOLINE	556,359	203,024	759,383	ESSENCE
	FUEL OIL	1,317,875	441,066	1,758,941	MAZOUT
	LUBRICATING OIL, GREASE	256		256	HUILE, GRAISSE LUBRIF.
	ASPHALTS, ROAD OILS	1		1	ASPHALTE, BITUME LIQD.
	PETROL. COAL PROD. NES	632	1,666	2,298	DERIVE PETR. CHARB. NDA
	BARNS AND RODS, STEEL	2		2	BARRES ET TIGES ACIER
	STRUCTURAL SHAPES	5		5	PROFILES DE CONSTRUCT.
	PIPES, TUBES: IRON, STEEL	3		3	TUYAUX, TUBES: FER, ACIER
	WIRE	89		89	FIL MÉTALLIQUE
	METAL FAB. BASIC PROD.	82		82	OUVR. DE BASE EN METAL
	BRICKS, TILES NES	4		4	BRICKES, TUILES NDA
	CEMENT	3		3	CIMENT
	CEMENT BASIC PROD.	4		4	OUVR. DE BASE CIMENT
	LIME	3		3	CHAUX
	NON-MET. MIN. BASIC PROD	494		494	PROD. MIN. NON-MET. BASE
MISC. FABRICATED PROD.	21		21	OUVRAGES DIVERS	
TRACTORS	28		28	TRACTEURS	
MACHINERY NES	150	39	189	MACHINES NDA	
PASS. AUTOS AND CHASSIS	16,900		16,900	VOITURES PART., CHASSIS	
TRUCKS AND CHASSIS	31	6	37	CAMIONS ET CHASSIS	
MOTOR VEHICLE ENGINES	1		1	MOTEURS DE VEH. AUTOM.	
ROAD MOTOR VEH. NES	25		25	VEH. AUTOM. ROUTIERS NDA	
SHIPS, AIRCRAFT, MIS. VEH	1	2	3	NAVIRES, AVIONS, VEH. DIV	
RUBBER TIRES AND TUBES	10		10	PNEUS, CHAMBRES A AIR	
EQUIPMENT MISC.	62	2	64	MATÉRIEL DIVERS	
PERSONAL, HOUSEHOLD GOODS	76	4	80	ART. PERS. ET MENAGERS	
CONTAINERS, CLOSURES	160	7	167	CONTENEURS, FERMETURES	
MISC. END PRODUCTS NES	62	1	63	PRODUITS FINIS DIV. NDA	
GENERAL CARGO	2,973	510	3,483	MARCHANDISES DIVERSES	
PORT TOTAL	2,109,176 *	853,381 *	2,962,557 *	TOTAL DU PORT	
LITTLE NARROWS	GYP SUM	392,918		392,918	GYPSE
PORT TOTAL	392,918 *		392,918 *	TOTAL DU PORT	
LIVERPOOL	METALLIC SALTS		5,482	5,482	SELS MÉTALLIQUES
FUEL OIL			41,256	41,256	MAZOUT
PORT TOTAL	*		46,738 *	46,738 *	TOTAL DU PORT
LUNENBURG	FUEL OIL		202	202	MAZOUT
PORT TOTAL	*		202 *	202 *	TOTAL DU PORT
MARGARETSVILLE	GASOLINE		12,541	12,541	ESSENCE
FUEL OIL			38,288	38,288	MAZOUT
PORT TOTAL	*		50,829 *	50,829 *	TOTAL DU PORT
NORTH SYDNEY	CATTLE	774		774	BOVINS
MEAT, FRESH OR FROZEN	24,082	21	24,103	VIANDE, FRAICHE / CONG.	
MEAT, CURED	200		200	VIANDE FUMÉE OU SALÉE	
MEAT AND MEAT PREP. NES	1,377	55	1,432	VIANDES ET PREP. NDA	
FISH, FRESH OR FROZEN	9	1,865	1,874	POISSON, FRAIS OU CONG.	
FISH, SALTED OR CURED	11	26	37	POISSON, SALÉ OU FUMÉ	
SHELL FISH, NES	40		40	MOLLUSQUES CRUST., NDA	
BUTTER	360		360	BEURRE	

TABLE 11. CARGOES HANDLED AT CANADIAN PORTS, IN COASTWISE SHIPPING, IN 1975

TABLÉAU 11. MARCHANDISES MANUTENTIONNÉES DANS LES PORTS CANADIENS, EN CABOTAGE NATIONAL, EN 1975

PORT PORT	COMMODITY	TONS LOADED TONNES CHARGÉES	TONS UNLOADED TONNES DECHARGÉES	TOTAL TOTAL	MARCHANDISES
NORTH SYDNEY (CONTD. - SUITE)	CHEESE	321	15	336	FROMAGE
	MILK POWDER	189		189	LAIT EN POUDRE
	DAIRY PROD., EGGS, HONEY	5,730		5,730	PROD. LAIT., DEUFS, MIEL
	CORN	25		25	MAIS
	OATS	141		141	AVOINE
	CEREALS UNMILLED, NES	65		65	CEREALES NON MOUL., NDA
	CORN MEAL AND FLOUR	607		607	SEMOULE, FARINE DE MAIS
	MALT AND MALT FLOUR	860		860	MALT ET FARINE DE MALT
	WHEAT FLOUR	20,953		20,953	FARINE DE BLE
	CEREALS MILLED, NES	232		232	CEREALES MOULUES, NDA
	BAKERY PROD., INC., FRDZEN	2,912		2,912	PROD. BOUL., PROD. CONG.
	MACARONI, CEREAL PROD.	1,684		1,684	PATES ALIM., PROD. CEREAL
	APPLES	497		497	POMMES
	FRESH FRUITS, BERRIES	4,980		4,980	FRUITS, BAIES FRAIS
	FROZEN FRUITS, BERRIES	33		33	FRUITS, BAIES CONGELES
	DRIED FRUITS	143		143	FRUITS SECS
	FRUIT JUICES	1,232		1,232	JUS DE FRUIT
	FRUITS, PREP. CANNED	4,781		4,781	FRUITS PREP. EN BOITE
	POTATOES	16,416	44	16,460	POMMES DE TERRE
	VEGETABLES, FRESH	13,985		13,985	LEGUMES, FRAIS
	VEGETABLES, FROZEN	40		40	LEGUMES, CONGELES
	VEGETABLES, DRIED	208		208	LEGUMES, SECS
	VEGETABLE PREP. NES	5,465	1	5,466	PREP. DE LEGUMES NDA
	SUGAR, NES	16,097	153	16,250	SUCRE, NDA
	MOLASSES, REFINED	340		340	MELASSE, RAFFINEE
	SYRUP	97		97	SIROP
	SUGAR PREPARATIONS	1,998		1,998	PREP. A BASE DE SUCRE
	COCOA AND CHOCOLATE	27		27	CACAO ET CHOCOLAT
	COFFEE	39		39	CAFE
	TEA	63		63	THE
	SPICES	37		37	EPICES
	MARGARINE	360		360	MARGARINE
	SHORTENING	169		169	GRAISSE CULINAIRE
	LARD	121		121	SAINDOUX
	SAUSAGE SKINS, CASINGS	53		53	BOYAUX A SAUCISSES
	MISC. FOOD PREP. NES	16,749	24	16,773	DIV. PREP. ALIM. NDA
	HAY, FORAGE, STRAW	5,511		5,511	FOIN, FOURRAGE, PAILLE
	BRAN, SHORTS, MIDDINGS	52		52	SON, ISSUES DE CEREALES
	GROUND CEREALS NES	155	35	190	CEREALES MOULUES NDA
	FEEDS, VEGETABLE ORIGIN	220		220	PROD. D'ORIGINE VEGETALE
	FEEDS OF ANIMAL ORIGIN	55	13,773	13,828	PROD. D'ORIGINE ANIMALE
	CONC., COMPLETE FEEDS	2,549	60	2,609	CONC., PROV. COMPLETES
	NON-ALCOHOLIC BEVERAGE	442	426	868	BOISSONS NON-ALCOOLIQ.
	ALE, BEER, STOUT, PORTER	1,744		1,744	ALE, BIERE, STOUT, PORTER
	WINES	20		20	VINS
	DIST. ALCOHOLIC BEV.	65		65	BOISS. ALCOOL. DIST.
	RAW HIDES AND SKINS		30	30	PEAUX ET CUIRS BRUT
	CRUDE ANIMAL PROD. NES	12	73	85	PR. BRUTS ORIG. ANIM. NDA
	NURSERY, GREENHOUSE STOK	9		9	PROD. PEPINIERE, SERRE
	CRUDE VEG. PROD. NES	80		80	PR. BRUTS ORIG. VEG. NDA
	BOLTS, ROUND TIMBER	472	403	875	BILLOTS, BOIS RONDS
	PULPWOOD	33		33	BOIS A PATE
	CRUDE WOOD MTL. NES	206		206	MATIERES BOIS BRUT NDA
WOOL AND ANIMAL HAIR	15		15	LAIN, POILS DANIMAL	
ORES AND CONC. NES	28	22	50	MINERAIS ET CONC. NDA	
IRON AND STEEL SCRAP	167	6,400	6,567	DECHETS DE FER, D'ACIER	
NON-FERROUS MET. SCRAP		25	25	DECHETS METAL. NON FER.	
COAL, BITUMINOUS	4,127		4,127	CHARBON BITUMINEUX	
CLAY MATERIALS NES	1,557		1,557	MATIERES ARGIL. NDA	
SAND AND GRAVEL	1,044	40	1,084	SABLE ET GRAVIERS	
LIMESTONE	6,903		6,903	PIERRE CALCAIRE	
STONE, CRUDE NES	275	4	279	PIERRE BRUTE NDA	
BARYTES, NATURAL	100		100	BARYTINE NATURELLE	
SALT	10,473		10,473	SEL	
CRUDE NON-MET. MIN. NES	100		100	MIN. NON-MET. BRUTS NDA	
WASTE AND SCRAP NES	4,572	431	5,003	DECHETS ET REBUTS NDA	
RUBBER FAB. MATERIALS	43		43	DEMI-PROD. CADUTCHOUC	
LUMBER AND TIMBER	71,724	2,346	74,070	BOIS D'OEUVRE ET CHARP.	
FLOORING	58		58	LAMES POUR PARQUET	
RAILWAY TIES	2,833		2,833	TRAVERSES DE CH. FER	
SHINGLES AND SHAKES	2,914	21	2,935	BARDEAUX, BARD. FACADE	
SAWMILL PRODUCTS NES	38		38	SCIAGES NDA	
VENEER, PLYWOOD	15,737	51	15,788	PLACAGES, CONTRE-PLAQ.	
WOOD FAB. MATERIALS	1,881	1	1,882	DEMI-PRODUITS EN BOIS	
PULP	578		578	PATE	
NEWSPRINT PAPER		246	246	PAPIER JOURNAL	
PAPER NES	4,560	44,592	49,152	PAPIER NDA	
PAPERBOARD	2,397	1,888	4,285	CARTON	
BLDG. PAPER AND BOARD	11,807	1,719	13,526	PLAQ. CONSTR., PAP/CART.	
WET MACHINE BOARD	235		235	CARTON EN PATE PRESSE	
CORDAGE, TWINE, ROPE	56		56	CORDAGE, FICELLE, CORDE	
JUTE WOVEN FABRICS	45		45	TISSUS DE JUTE	
TEXTILE FAB. MTL NES	477		477	OUVR. EN MAT. TEXT. NDA	

TABLE 11. CARGOES HANDLED AT CANADIAN PORTS, IN COASTWISE SHIPPING, IN 1975

TABLEAU 11. MARCHANDISES MANUTENTIONNEES DANS LES PORTS CANADIENS, EN CABOTAGE NATIONAL, EN 1975

PORT PORT	COMMODITY	TONS LOADED TONNES CHARGÉES	TONS UNLOADED TONNES DECHARGÉES	TOTAL TOTAL	MARCHANDISES
NORTH SYDNEY (CONTD. - SUITE)	FISH, MARINE ANIMAL OIL	153	1,455	1,608	HUIL. DE POISSON, AN. MAR
	VEG. OILS, FATS NES	562		562	HUIL. MAT. GRAS. VEG. NDA
	OILS, FATS, WAXES NES	326	87	413	HUIL. MAT. GRAS. CIRE NDA
	SULPHURIC ACID	960		960	ACIDE SULFURIQUE
	METALLIC SALTS	1,753		1,753	SELS METALLIQUES
	INORGANIC CHEMS. NES	8,915	45	8,960	PROD. CHIM. INDRG. NDA
	ORGANIC CHEMICALS NES	1,277		1,277	PROD. CHIM. ORGAN. NDA
	EXPLOS., FUSES, CAPS	3,668	1	3,669	EXPLOS., AMORCES, DET.
	FERTILIZERS NES	6,452		6,452	ENGRAIS CHIMIQUE NDA
	AGRICULTURAL CHEMICALS	85		85	PROD. CHIM. AGRICOLES
	SYNTHETIC RUBBER	10		10	CADUTCHOUQ SYNTHETIQUE
	PLASTIC MATERIALS	1,904	3	1,907	MATIERES PLASTIQUES
	DYESTUFF, PIGMENT, PAINT	133		133	MAT. COLOR. PIG. PEINTURE
	CHEM. SPECIALTIES NES	6,562	20	6,582	PROD. CHIM. SPECIAUX NDA
	GASOLINE	310		310	ESSENCE
	FUEL OIL	658	11,669	12,327	MAZOUT
	LUBRICATING OIL, GREASE	5,162		5,162	HUIL. GRAISSE LUBRIF.
	COKE	29		29	COKE
	ASPHALTS, ROAD OILS	2,829		2,829	ASPHALTE, BITUME LIQD.
	COAL TAR, PITCH	107		107	GOUDRON, BRAI DE BOUIL.
	PETROL, COAL PROD. NES	499	2	501	DERIVE PETR. CHARB. NDA
	PRIMARY IRON, STEEL NES	108		108	FER, ACIER PRIMAIR. NDA
	CASTINGS, FORGINGS	375	65	440	MOUL. PIECES FORGEES
	BAR AND RODS, STEEL	791		791	BARRES ET TIGES ACIER
	PLATE & SHEET STEEL	1,682	19	1,701	TOLES, FEUILLES D'ACIER
	STRUCTURAL SHAPES	2,270	1,040	3,310	PROFILES DE CONSTRUCT.
	RAILS & TRACK MATERIAL	8,902	179	9,081	RAILS, MAT. VOIE FERREE
	PIPES, TUBES: IRON, STEEL	10,422	147	10,569	TUYAUX, TUBES: FER, ACIER
	WIRE	261	25	286	FIL METALLIQUE
	ALUMINIUM	182	25	207	ALUMINIUM
	ZINC AND ALLOYS	14		14	ZINC ET ALLIAGES
	NON-FERROUS METALS NES	101		101	METEAUX NON-FERREUX NDA
	METAL FAB. BASIC PROD.	2,489	121	2,610	OUVR. DE BASE EN METAL
	BUILDING BRICK, CLAY	311		311	BRIQ. A BATIR ARGILE
	DRAIN TILES, PIPES	42		42	TUILES TUY. DE DRAINAGE
	BRICKS, TILES NES	3,381		3,381	BRIQUES, TUILES NDA
	GLASS BASIC PRODUCTS	2,287	20	2,307	OUVR. DE BASE EN VERRE
	ASBESTOS BASIC PROD.	175		175	OUVR. DE BASE AMIANTE
	CEMENT	2,538		2,538	CIMENT
	CEMENT BASIC PROD.	180		180	OUVR. DE BASE CIMENT
	LIME	3,342		3,342	CHAUX
	NON-MET. MIN. BASIC PROD.	4,268		4,268	PROD. MIN. NON-MET. BASE
	MISC. FABRICATED PROD.	454		454	OUVRAGES DIVERS
	TRACTORS	2,933	173	3,106	TRACTEURS
	MACHINERY NES	4,977	830	5,807	MACHINES NDA
	RAILWAY ROLLING STOCK	3,396	254	3,650	MAT. ROUL. DE CH. DE FER
	PASS. AUTOS AND CHASSIS	10,236	5	10,241	VOITURES PART., CHASSIS
	TRUCKS AND CHASSIS	3,284	392	3,676	CAMIONS ET CHASSIS
	MOTOR VEHICLE ENGINES	1,030	94	1,124	MOTEURS DE VEH. AUTOM.
	ROAD MOTOR VEH. NES	2,322	111	2,433	VEH. AUTOM. ROUTIERS NDA
	SHIPS, AIRCRAFT, MIS. VEH	602	107	709	NAVIRES, AVIONS, VEH. DIV
	RUBBER TIRES AND TUBES	1,554		1,554	PNEUS, CHAMBRES A AIR
	EQUIPMENT MISC.	8,333	759	9,092	MATERIEL DIVERS
PERSONAL, HOUSEHOLD GOODS	8,526	114	8,640	ART. PERS. ET MENAGERS	
FIREARMS, AMMUNITION	1		1	ARMES A FEU, MUNITIONS	
CONTAINERS, CLOSURES	20,299	2,173	22,472	CONTENEURS, FERMETURES	
MISC. END PRODUCTS NES	6,893	6	6,899	PRODUITS FINIS DIV. NDA	
GENERAL CARGO	53,245	4,775	58,020	MARCHANDISES DIVERSES	
PORT TOTAL	515,431 *	99,506 *	614,937 *	TOTAL DU PORT	
PICTOU	LIVE ANIMALS, NES		1	1	ANIMAUX VIVANTS, NDA
	FISH, SALTED OR CURED		1	1	POISSON, SALE OU FUME
	MISC. FOOD PREP. NES	492		492	DIV. PREP. ALIM. NDA
	SALT	37		37	SEL
	LUMBER AND TIMBER	20		20	BOIS D'OEUVRE ET CHARP.
	SHINGLES AND SHAKES	30		30	BARDEAUX, BARD. FACADE
	VENEER, PLYWOOD	23		23	PLACAGES, CONTRE-PLAQ.
	COOPERAGE STOCK	10		10	DEMI-PROD. TONNELLERIE
	BLOG. PAPER AND BOARD	537		537	PLAQ. CONSTR., PAP/CART.
	EXPLOS., FUSES, CAPS	58		58	EXPLOS., AMORCES, DET.
	FUEL OIL		52,000	52,000	MAZOUT
	STRUCTURAL SHAPES		908	908	PROFILES DE CONSTRUCT.
	METAL FAB. BASIC PROD.	365	1	366	OUVR. DE BASE EN METAL
	CEMENT	120		120	CIMENT
	MOTOR VEHICLE ENGINES	27		27	MOTEURS DE VEH. AUTOM.
	EQUIPMENT MISC.	354	3	357	MATERIEL DIVERS
	CONTAINERS, CLOSURES	43		43	CONTENEURS, FERMETURES
MISC. END PRODUCTS NES	43	2	45	PRODUITS FINIS DIV. NDA	
GENERAL CARGO	19	10	29	MARCHANDISES DIVERSES	
PORT TOTAL	2,178 *	52,926 *	55,104 *	TOTAL DU PORT	
PORT HAWKESBURY	CRUDE PETROLEUM	242,606		242,606	PETROLE BRUT
	GASOLINE	275,802		275,802	ESSENCE

TABLE 11. CARGOES HANDLED AT CANADIAN PORTS, IN COASTWISE SHIPPING, IN 1975

TABLÉAU 11. MARCHANDISES MANUTENTIONNÉES DANS LES PORTS CANADIENS, EN CABOTAGE NATIONAL, EN 1975

PORT PORT	COMMODITY	TONS LOADED TONNES CHARGÉES	TONS UNLOADED TONNES DECHARGÉES	TOTAL TOTAL	MARCHANDISES
PORT HAWKESBURY (CONTD. - SUITE)	FUEL OIL	1,507,382	70,241	1,577,623	MAZOUT
	PETROL, COAL PROD. NES	72,763	75	72,838	DERIVE PETR. CHARB. NDA
	PORT TOTAL	2,098,553 *	70,316 *	2,168,869 *	TOTAL DU PORT
PUGWASH	SALT	179,270		179,270	SEL
	PORT TOTAL	179,270 *	*	179,270 *	TOTAL DU PORT
SHELburnE	GASOLINE		7,375	7,375	ESSENCE
	FUEL OIL	15,912	24,569	40,481	MAZOUT
	PORT TOTAL	15,912 *	31,944 *	47,856 *	TOTAL DU PORT
SYDNEY	IRON ORE AND CONC		837,867	837,867	MINERAIS, CONC. DE FER
	COAL, BITUMINOUS	202,887	154,229	357,116	CHARBON BITUMINEUX
	DOLOMITE		20,029	20,029	DOLOMITE
	ORGANIC CHEMICALS NES	3,184		3,184	PROD. CHIM. ORGAN. NDA
	GASOLINE		106,757	106,767	ESSENCE
	FUEL OIL		396,246	396,246	MAZOUT
	RAILS & TRACK MATERIAL	6,425		6,425	RAILS, MAT. VOIE FERREE
	GENERAL CARGO		26	26	MARCHANDISES DIVERSES
PORT TOTAL	212,496 *	1,515,164 *	1,727,660 *	TOTAL DU PORT	
WALTON	BARYTES, NATURAL	950		950	BARYTINE NATURELLE
	PORT TOTAL	950 *	*	950 *	TOTAL DU PORT
YARMOUTH	GASOLINE		1,162	1,162	ESSENCE
	FUEL OIL		26,129	26,129	MAZOUT
	PORT TOTAL	*	27,291 *	27,291 *	TOTAL DU PORT
	PROVINCE TOTAL	5,526,884 **	2,777,249 **	8,304,133 **	TOTAL DE LA PROVINCE
NEW BRUNSWICK / NOUVEAU-BRUNSWICK					
BATHURST	GASOLINE		8,165	8,165	ESSENCE
	FUEL OIL		67,913	67,913	MAZOUT
	PORT TOTAL	*	76,078 *	76,078 *	TOTAL DU PORT
CAMPBELLTON	GASOLINE		9,821	9,821	ESSENCE
	FUEL OIL		7,474	7,474	MAZOUT
	PORT TOTAL	*	17,295 *	17,295 *	TOTAL DU PORT
CARAQUET	GASOLINE		1,783	1,783	ESSENCE
	FUEL OIL		1,573	1,573	MAZOUT
	PORT TOTAL	*	3,356 *	3,356 *	TOTAL DU PORT
CHATHAM	GASOLINE		59,289	59,289	ESSENCE
	FUEL OIL		145,040	145,040	MAZOUT
	CEMENT		6,604	6,604	CIMENT
	PORT TOTAL	*	210,933 *	210,933 *	TOTAL DU PORT
DALHOUSIE	FUEL OIL		178,171	178,171	MAZOUT
	PORT TOTAL	*	178,171 *	178,171 *	TOTAL DU PORT
GRAND MANAN	GASOLINE		4,568	4,568	ESSENCE
	FUEL OIL		8,939	8,939	MAZOUT
	PORT TOTAL	*	13,507 *	13,507 *	TOTAL DU PORT
NEWCASTLE	GASOLINE		65,008	65,008	ESSENCE
	FUEL OIL		183,921	183,921	MAZOUT
	PORT TOTAL	*	248,929 *	248,929 *	TOTAL DU PORT
BLACKS HR	FISH, CANNED	1,386		1,386	POISSON EN BOITES
	FEEDS OF ANIMAL ORIGIN	2,150		2,150	PROV. D'ORIGINE ANIMALE
	IRON AND STEEL SCRAP	2,045		2,045	DECHETS DE FER, DACIER
	PLATE & SHEET STEEL		6,269	6,269	TOLES, FEUILLES DACIER
	PORT TOTAL	5,581 *	6,269 *	11,850 *	TOTAL DU PORT
SAINT JOHN	LUMBER AND TIMBER	15		15	BOIS D'OEUVRE ET CHARP.
	GASOLINE	437,671	34,319	471,990	ESSENCE
	FUEL OIL	1,453,990	38,135	1,492,125	MAZOUT
	PETROL, COAL PROD. NES	17,422		17,422	DERIVE PETR. CHARB. NDA
	PIPES, TUBES: IRON, STEEL	20		20	TUYAUX, TUBES: FER, ACTIER
	METAL FAB. BASIC PROD.	1		1	OUVR. DE BASE EN METAL
	CEMENT	32		32	CIMENT
	TRACTORS		20	20	TRACTEURS
	MACHINERY NES	2		2	MACHINES NDA
	PASS. AUTOS AND CHASSIS	1,504		1,504	VOITURES PART., CHASSIS
	GENERAL CARGO	631	40	671	MARCHANDISES DIVERSES
	PORT TOTAL	1,911,288 *	72,514 *	1,983,802 *	TOTAL DU PORT
	ST. ANDREWS	FISH, CANNED		1,386	1,386
FEEDS OF ANIMAL ORIGIN			2,150	2,150	PROV. D'ORIGINE ANIMALE
IRON AND STEEL SCRAP			2,045	2,045	DECHETS DE FER, DACIER
PLATE & SHEET STEEL		6,269		6,269	TOLES, FEUILLES DACIER
PORT TOTAL		6,269 *	5,581 *	11,850 *	TOTAL DU PORT

TABLE 11. CARGOES HANDLED AT CANADIAN PORTS, IN COASTWISE SHIPPING, IN 1975

TABLEAU 11. MARCHANDISES MANUTENTIONNEES DANS LES PORTS CANADIENS, EN CABOTAGE NATIONAL, EN 1975

PORT PORT	COMMODITY	TONS LOADED TONNES CHARGÉES	TONS UNLOADED TONNES DÉCHARGÉES	TOTAL TOTAL	MARCHANDISES	
ST. STEPHEN	GASOLINE		7,380	7,380	ESSENCE	
	FUEL OIL		87,360	87,360	MAZOUT	
	PORT TOTAL	*	94,740 *	94,740 *	TOTAL DU PORT	
N.B.-NES/NDA	GASOLINE		11,631	11,631	ESSENCE	
	FUEL OIL		11,086	11,086	MAZOUT	
	PORT TOTAL	*	22,717 *	22,717 *	TOTAL DU PORT	
	PROVINCE TOTAL	1,923,138 **	950,090 **	2,873,228 **	TOTAL DE LA PROVINCE	
QUEBEC / QUEBEC BAIE COMEAU	BARLEY		809,330	809,330	ORGE	
	CORN		164,627	164,627	MAIS	
	RYE		3,780	3,780	SEIGLE	
	WHEAT		1,248,205	1,248,205	BLE	
	WHEAT FLOUR		961	961	FARINE DE BLE	
	MISC.FOOD PREP.NES		1	1	DIV.PREP.ALIM.NDA	
	BOLTS,ROUND TIMBER		837	837	BILLOTS,BOIS RONDS	
	IRON AND STEEL SCRAP	734		734	DÉCHETS DE FER, D'ACIER	
	SAND AND GRAVEL		90	90	SABLE ET GRAVIERS	
	LIMESTONE		696	696	PIERRE CALCAIRE	
	SALT		17,834	17,834	SEL	
	COTTON,TEXTILE WASTE		7	7	DÉCHETS DE COTON,TEXT.	
	LUMBER AND TIMBER		794	794	BOIS D'OEUVRE ET CHARP.	
	VENEER,PLYWOOD		170	170	PLACAGES,CONTRE-PLAQ.	
	WOOD FAB.MATERIALS		384	384	DEMI-PRODUITS EN BOIS	
	NEWSPRINT PAPER	17,805		17,805	PAPIER JOURNAL	
	PAPER NES		23	23	PAPIER NDA	
	METALLIC SALTS		1,182	1,182	SELS METALLIQUES	
	INORGANIC CHEMS. NES		20,750	20,750	PROD.CHIM.INORG.NDA	
	GASOLINE	17,400		103,166	ESSENCE	
	FUEL OIL		190,249	190,249	MAZOUT	
	LUBRICATING OIL,GREASE		178	178	HUILE,GRAISSE LUBRIF.	
	PRIMARY IRON,STEEL NES		73	73	FER,ACIER PRIMAIR,NDA	
	BARS AND RODS,STEEL		375	375	BARRES ET TIGES ACIER	
	PLATE & SHEET STEEL		90	90	TOLES,FEUILLES D'ACIER	
	STRUCTURAL SHAPES		2,576	2,576	PROFILES DE CONSTRUCT.	
	PIPES,TUBES:IRON,STEEL		174	174	TUYAUX,TUBES:FER,ACIER	
	WIRE		47	47	FIL METALLIQUE	
	ALUMINIUM	41,856		41,856	ALUMINIUM	
	METAL FAB.BASIC PROD.		156	156	OUVR.DE BASE EN METAL	
	BUILDING BRICK, CLAY		10	10	BRIQ.A BATIR ARGILE	
	CEMENT		23,854	23,854	CIMENT	
	CEMENT BASIC PROD.		75	75	OUVR.DE BASE CIMENT	
	NON-MET.MIN.BASIC PROD		121	121	PROD.MIN.NON-MET.BASE	
	TRACTORS	53		59	TRACTEURS	
	MACHINERY NES	356		4,123	MACHINES NDA	
	RAILWAY ROLLING STOCK		98	98	MAT.ROUL.DE CH.DE FER	
	SHIPS,AIRCRAFT,MIS.VEH		6	6	NAVIRES,AVIONS,VEH.DIV	
	RUBBER TIRES AND TUBES	1		1	PNEUS, CHAMBRES A AIR	
	EQUIPMENT MISC.	2		1,248	MATERIEL DIVERS	
	PERSONAL,HSEHOLD GOODS		659	659	ART.PERS.ET MENAGERS	
	CONTAINERS,CLOSURES	75		537	CONTENEURS,FERMETURES	
	MISC. END PRODUCTS NES		69	69	PRODUITS FINIS DIV.NDA	
	GENERAL CARGO	61		10,211	MARCHANDISES DIVERSES	
	PORT TOTAL	78,343 *		2,668,221 *	TOTAL DU PORT	
	BELOEIL	EXPLOS., FUSES, CAPS	3,981		3,981	EXPLOS.,AMORCES, DET.
		PORT TOTAL	3,981 *	*	3,981 *	TOTAL DU PORT
BLANC SABLON	MEAT,FRESH OR FROZEN	1	11	12	VIANDE,FRAICHE / CONG.	
	FISH,FRESH OR FROZEN	15		15	POISSON,FRAIS OU CONG.	
	DAIRY PROD.EGGS,HONEY		114	114	PROD.LAIT.,OEUF,MIEL	
	WHEAT FLOUR		3	3	FARINE DE BLE	
	FRESH FRUITS,BERRIES		127	127	FRUITS, BAIES FRAIS	
	FRUITS, PREP. CANNED		6	6	FRUITS PREP. EN BOITE	
	VEGETABLES, FRESH		139	139	LEGUMES, FRAIS	
	VEGETABLE PREP.NES		10	10	PREP. DE LEGUMES NDA	
	MISC.FOOD PREP.NES		183	183	DIV.PREP.ALIM.NDA	
	NON-ALCOHOLIC BEVERAGE		1	1	BOISSONS NON-ALCOOLIQ.	
	ALE,BEER,STOUT,PORTER		19	19	ALE,BIERE,STOUT,PORTER	
	LUMBER AND TIMBER		24	24	BOIS D'OEUVRE ET CHARP.	
	VENEER,PLYWOOD		13	13	PLACAGES,CONTRE-PLAQ.	
	WOOD FAB.MATERIALS		30	30	DEMI-PRODUITS EN BOIS	
	BLDG.PAPER AND BOARD		168	168	PLAQ.CONSTR.,PAP/CART.	
	TEXTILE FAB.MTL NES		4	4	OUVR.EN MAT.TEXT.NDA	
	FISH,MARINE ANIMAL OIL	5		5	HUIL.DE POISSON,AN-MAR	
	EXPLOS., FUSES, CAPS		10	10	EXPLOS.,AMORCES, DET.	
	FERTILIZERS NES		1	1	ENGRAIS CHIMIQUE NDA	
	DYESTUFF,PIGMENT,PAINT		1	1	MAT.COLOR.PIG.PEINTURE	
	GASOLINE		2,081	2,081	ESSENCE	
	FUEL OIL		7,140	7,140	MAZOUT	
	LUBRICATING OIL,GREASE		1	1	HUILE,GRAISSE LUBRIF.	

TABLE 11. CARGOES HANDLED AT CANADIAN PORTS, IN COASTWISE SHIPPING, IN 1975

TABLEAU 11. MARCHANDISES MANUTENTIONNÉES DANS LES PORTS CANADIENS, EN CABOTAGE NATIONAL, EN 1975

PORT PORT	COMMODITY	TONS LOADED TONNES CHARGÉES	TONS UNLOADED TONNES DECHARGÉES	TOTAL TOTAL	MARCHANDISES	
BLANC SABLON (CONTD. - SUITE)	PETROL, COAL PROD. NES		9	9	DÉRIVE PETR., CHARB. NDA	
	STRUCTURAL SHAPES		80	80	PROFILES DE CONSTRUCT.	
	METAL FAB. BASIC PROD.	3	42	45	OUVR. DE BASE EN METAL	
	CEMENT		23	23	CIMENT	
	TRACTORS	35	18	53	TRACTEURS	
	MACHINERY NES	2	12	14	MACHINES NDA	
	TRUCKS AND CHASSIS		3	3	CAMIONS ET CHASSIS	
	MOTOR VEHICLE ENGINES		2	2	MOTEURS DE VEH. AUTOM.	
	ROAD MOTOR VEH. NES		75	75	VEH. AUTOM. ROUTIERS NDA	
	RUBBER TIRES AND TUBES		1	1	PNEUS, CHAMBRES A AIR	
	EQUIPMENT MISC.		8	8	MATERIEL DIVERS	
	PERSONAL, HOUSEHOLD GOODS		8	8	ART. PERS. ET MENAGERS	
	MISC. END PRODUCTS NES		12	12	PRODUITS FINIS DIV. NDA	
	GENERAL CARGO	208	397	605	MARCHANDISES DIVERSES	
	PORT TOTAL	269 *	10,776 *	11,045 *	TOTAL DU PORT	
BLACK CAPE	GASOLINE		2,847	2,847	ESSENCE	
	FUEL OIL		9,641	9,641	MAZOUT	
	PORT TOTAL		12,488 *	12,488 *	TOTAL DU PORT	
CAP CHAT	PULPWOOD	1,925		1,925	BOIS A PATE	
	PULP	3,200		3,200	PATE	
	PORT TOTAL	5,125 *		5,125 *	TOTAL DU PORT	
CARLETON	LIMESTONE	696		696	PIERRE CALCAIRE	
	PORT TOTAL	696 *		696 *	TOTAL DU PORT	
CHANDLER	SALT		4,005	4,005	SEL	
	FUEL OIL		47,334	47,334	MAZOUT	
	PORT TOTAL		51,339 *	51,339 *	TOTAL DU PORT	
CHICOUTIMI	SALT		56,656	56,656	SEL	
	GASOLINE		258,387	258,387	ESSENCE	
	FUEL OIL		361,576	361,576	MAZOUT	
	PORT TOTAL		676,619 *	676,619 *	TOTAL DU PORT	
FORESTVILLE	PULPWOOD	564,480		564,480	BOIS A PATE	
	GASOLINE		10,775	10,775	ESSENCE	
	FUEL OIL		24,953	24,953	MAZOUT	
	STRUCTURAL SHAPES		8	8	PROFILES DE CONSTRUCT.	
	METAL FAB. BASIC PROD.	3	5	8	OUVR. DE BASE EN METAL	
	MACHINERY NES		16	16	MACHINES NDA	
	TRUCKS AND CHASSIS		18	18	CAMIONS ET CHASSIS	
	EQUIPMENT MISC.		1	1	MATERIEL DIVERS	
	PORT TOTAL	564,483 *	35,776 *	600,259 *	TOTAL DU PORT	
	GASPE	BOLTS, ROUND TIMBER	45		45	BILLOTS, BOIS RONDS
		COPPER ORE AND CONC.		25,389	25,389	MINERAI, CONC. CUIVRE
SALT			5,001	5,001	SEL	
GASOLINE			31,416	31,416	ESSENCE	
FUEL OIL		1,964	77,594	79,558	MAZOUT	
MACHINERY NES		10		10	MACHINES NDA	
PORT TOTAL		2,019 *	139,400 *	141,419 *	TOTAL DU PORT	
GRINDSTONE	CATTLE	151	94	245	BOVINS	
	LIVE ANIMALS, NES	1	58	59	ANIMAUX VIVANTS, NDA	
	MEAT, FRESH OR FROZEN		30	30	VIANDE, FRAICHE / CONG.	
	FISH, FRESH OR FROZEN	214	1	215	POISSON, FRAIS OU CONG.	
	FISH, SALTED OR CURED	31		31	POISSON, SALE OU FUME	
	LOBSTER	2		2	HOMARD	
	WHEAT FLOUR		275	275	FARINE DE BLE	
	CEREALS MILLED, NES		225	225	CEREALES MOULUES, NDA	
	MACARONI, CEREAL PROD.		180	180	PATES ALIM. PROD. CEREAL	
	FRESH FRUITS, BERRIES		21	21	FRUITS, BAIES FRAIS	
	FRUITS, PREP. CANNED		170	170	FRUITS PREP. EN BOITE	
	VEGETABLES, FRESH		8	8	LEGUMES, FRAIS	
	VEGETABLE PREP. NES		180	180	PREP. DE LEGUMES NDA	
	SUGAR, NES		25	25	SUCRE, NDA	
	MISC. FOOD PREP. NES		4,404	4,404	DIV. PREP. ALIM. NDA	
	GROUND CEREALS NES		585	585	CEREALES MOULUES NDA	
	FEEDS OF ANIMAL ORIGIN	1,420		1,420	PROV. D'ORIGINE ANIMALE	
	CONC. COMPLETE FEEDS		155	155	CONC., PROD. COMPLETES	
	ALE, BEER, STOUT, PORTER		1,795	1,795	ALE, BIÈRE, STOUT, PORTER	
	BOLTS, ROUND TIMBER	75		2,123	BILLOTS, BOIS RONDS	
	SALT		37	37	SEL	
	LUMBER AND TIMBER	20		2,279	BOIS D'OEUVRE ET CHARP.	
	SHINGLES AND SHAKES		30	30	BARDEAUX, BARO. FACADE	
	VENEER, PLYWOOD		23	23	PLACAGES, CONTRE-PLAQ.	
	COPPERAGE STOCK		10	10	DEMI-PROD. TONNELLERIE	
	WOOD FAB. MATERIALS		35	35	DEMI-PRODUITS EN BOIS	
	BLDG. PAPER AND BOARD		1,094	1,094	PLAQ. CONSTR., PAP/CART.	
	FISH, MARINE ANIMAL OIL	629		629	HUIL. DE POISSON, AN. MAR	
	EXPLOS., FUSES, CAPS		58	58	EXPLOS., AMORCES, DET.	

TABLE 11. CARGOES HANDLED AT CANADIAN PORTS, IN COASTWISE SHIPPING, IN 1975

TABLEAU 11. MARCHANDISES MANUTENTIONNEES DANS LES PORTS CANADIENS, EN CABOTAGE NATIONAL, EN 1975

PORT PORT	COMMODITY	TONS LOADED TONNES CHARGEES	TONS UNLOADED TONNES DECHARGEES	TOTAL TOTAL	MARCHANDISES	
GRINDSTONE (CONTD. - SUITE)	GASOLINE		14,183	14,183	ESSENCE	
	FUEL OIL		37,264	37,264	MAZOUT	
	LUBRICATING OIL, GREASE		180	180	HUILE, GRAISSE LUBRIF.	
	ASPHALTS, ROAD OILS		2,329	2,329	ASPHALTE, BITUME LIQD.	
	PETROL, COAL PROD. NES		217	217	DERIVE PETR. CHARB. NDA	
	STRUCTURAL SHAPES	30	1,125	1,155	PROFILES DE CONSTRUCT.	
	PIPES, TUBES: IRON, STEEL	10	3,008	3,018	TUYAUX, TUBES: FER, ACIER	
	METAL FAB. BASIC PROD.	2	827	829	OUVR. DE BASE EN METAL	
	CEMENT		4,250	4,250	CIMENT	
	CEMENT BASIC PROD.		1,480	1,480	OUVR. DE BASE CIMENT	
	MACHINERY NES	311	632	943	MACHINES NDA	
	PASS. AUTOS AND CHASSIS	5	6	11	VOITURES PART., CHASSIS	
	BUSES AND CHASSIS	2		2	AUTOBUS ET CHASSIS	
	MOTOR VEHICLE ENGINES	8	210	218	MOTEURS DE VEH. AUTOM.	
	ROAD MOTOR VEH. NES	1	12	13	VEH. AUTOM. ROUTIERS NDA	
	EQUIPMENT MISC.	26	681	707	MATERIEL DIVERS	
	PERSONAL, HOUSEHOLD GOODS		55	55	ART. PERS. ET MENAGERS	
	CONTAINERS, CLOSURES	433	72	505	CONTENEURS, FERMETURES	
	MISC. END PRODUCTS NES	2	168	170	PRODUITS FINIS DIV. NDA	
	GENERAL CARGO	577	2,390	2,967	MARCHANDISES DIVERSES	
	PORT TOTAL	3,950 *	82,889 *	86,839 *	TOTAL DU PORT	
	HAVRE ST. PIERRE	MEAT, FRESH OR FROZEN		26	26	VIANDE, FRAICHE / CONG.
		DAIRY PROD. EGGS, HONEY		110	110	PROD. LAIT., OEUFS, MIEL
FRESH FRUITS, BERRIES			178	178	FRUITS, BAIES FRAIS	
FRUITS, PREP. CANNED			12	12	FRUITS PREP. EN BOITE	
VEGETABLES, FRESH			249	249	LEGUMES, FRAIS	
VEGETABLE PREP. NES			66	66	PREP. DE LEGUMES NDA	
SUGAR, NES		2	2	4	SUCRE, NDA	
MISC. FOOD PREP. NES		1	449	450	DIV. PREP. ALIM. NDA	
TOBACCO NES			1	1	TABACS NDA	
BOLTS, ROUND TIMBER			627	627	BILLOTS, BOIS ROUNDS	
TITANIUM ORE		2,576,481		2,576,481	MINERAL DE TITANE	
STONE, CRUDE NES			58	58	PIERRE BRUTE NDA	
LUMBER AND TIMBER		25	246	271	BOIS DOEUVRE ET CHARP.	
RAILWAY TIES			230	230	TRAVERSES DE CH. FER	
SAWMILL PRODUCTS NES			2	2	SCIAGES NDA	
VENEER, PLYWOOD			548	548	PLACAGES, CONTRE-PLAQ.	
WOOD FAB. MATERIALS			6	6	DEMI-PRODUITS EN BOIS	
BLDG. PAPER AND BOARD		1	657	658	PLAQ. CONSTR., PAP/CART.	
EXPLOS., FUSES, CAPS			409	409	EXPLOS., AMORCES, DET.	
FERTILIZERS NES			6	6	ENGRAIS CHIMIQUE NDA	
DYESTUFF, PIGMENT, PAINT			2	2	MAT. COLDR. PIG. PEINTURE	
GASOLINE			3,328	3,328	ESSENCE	
FUEL OIL			16,483	16,483	MAZOUT	
COAL TAR, PITCH		12		12	GOUDRON, BRAI DE BOUIL.	
PETROL, COAL PROD. NES			37	37	DERIVE PETR. CHARB. NDA	
STRUCTURAL SHAPES			137	137	PROFILES DE CONSTRUCT.	
PIPES, TUBES: IRON, STEEL			158	158	TUYAUX, TUBES: FER, ACIER	
METAL FAB. BASIC PROD.		7	308	315	OUVR. DE BASE EN METAL	
BRICKS, TILES NES			84	84	BRIQUES, TUILLES NDA	
CEMENT		55	513	568	CIMENT	
CEMENT BASIC PROD.		1	842	843	OUVR. DE BASE CIMENT	
NON-MET. MIN. BASIC PROD			35	35	PROD. MIN. NON-MET. BASE	
TRACTORS			36	36	TRACTEURS	
MACHINERY NES	259	521	780	MACHINES NDA		
PASS. AUTOS AND CHASSIS	17	29	46	VOITURES PART., CHASSIS		
BUSES AND CHASSIS		7	7	AUTOBUS ET CHASSIS		
TRUCKS AND CHASSIS	13	33	46	CAMIONS ET CHASSIS		
MOTOR VEHICLE ENGINES	3		3	MOTEURS DE VEH. AUTOM.		
ROAD MOTOR VEH. NES	13	28	41	VEH. AUTOM. ROUTIERS NDA		
SHIPS, AIRCRAFT, MIS. VEH	2	1	3	NAVIRES, AVIONS, VEH. DIV		
RUBBER TIRES AND TUBES	14	9	23	PNEUS, CHAMBRES A AIR		
EQUIPMENT MISC.	28	24	52	MATERIEL DIVERS		
PERSONAL, HOUSEHOLD GOODS	7	12	19	ART. PERS. ET MENAGERS		
CONTAINERS, CLOSURES	230	96	326	CONTENEURS, FERMETURES		
MISC. END PRODUCTS NES	9		9	PRODUITS FINIS DIV. NDA		
GENERAL CARGO	272	751	1,023	MARCHANDISES DIVERSES		
PORT TOTAL	2,577,452 *	27,356 *	2,604,808 *	TOTAL DU PORT		
LES ESCOUMINS	PULPWOOD	145,458		145,458	BOIS A PATE	
	PORT TOTAL	145,458 *		145,458 *	TOTAL DU PORT	
MATANE	PULPWOOD	21,766		21,766	BOIS A PATE	
	SALT		18,510	18,510	SEL	
	LUMBER AND TIMBER	100		100	BOIS DOEUVRE ET CHARP.	
	GASOLINE	9,229	20,888	30,117	ESSENCE	
	FUEL OIL	18,485	44,222	62,707	MAZOUT	
	CEMENT BASIC PROD.	400		400	OUVR. DE BASE CIMENT	
PORT TOTAL	49,980 *	83,620 *	133,600 *	TOTAL DU PORT		
MONT LOUIS	PULPWOOD	6,475		6,475	BOIS A PATE	
	LUMBER AND TIMBER	1,124		1,124	BOIS DOEUVRE ET CHARP.	

TABLE 11. CARGOES HANDLED AT CANADIAN PORTS, IN COASTWISE SHIPPING, IN 1975

TABLEAU 11. MARCHANDISES MANUTENTIONNEES DANS LES PORTS CANADIENS, EN CABOTAGE NATIONAL, EN 1975

PORT PORT	COMMODITY	TONS LOADED TONNES CHARGEES	TONS UNLOADED TONNES DECHARGEES	TOTAL TOTAL	MARCHANDISES
MONT LOUIS (CONTD. - SUITE)	FUEL OIL		53,832	53,832	MAZOUT
	PORT TOTAL	7,599 *	53,832 *	61,431 *	TOTAL DU PORT
MONTREAL	MEAT, FRESH OR FROZEN	2,129	12	2,141	VIANDE, FRAICHE / CONG.
	MEAT AND MEAT PREP. NES	1,131	3	1,134	VIANDES ET PREP. NDA
	FISH, FRESH OR FROZEN	2	322	324	POISSON, FRAIS OU CONG.
	FISH, SALTED OR CURED		31	31	POISSON, SALE OU FUME
	DAIRY PROD. EGGS, HONEY	205		205	PROD. LAIT., OEUFS, MIEL
	BARLEY	1,922	497,877	499,799	ORGE
	CORN		16,478	16,478	MAIS
	OATS		110,309	110,309	AVOINE
	RYE		66,803	66,803	SEIGLE
	WHEAT	28,851	2,179,456	2,208,307	BLE
	CORN MEAL AND FLOUR	81		81	SEMOULE, FARINE DE MAIS
	MALT AND MALT FLOUR		34,120	34,120	MALT ET FARINE DE MALT
	WHEAT FLOUR	3,999		3,999	FARINE DE BLE
	CEREALS MILLED, NES	6,672		6,672	CEREALES MOULUES, NDA
	BAKERY PROD. INC. FROZEN	206	8	214	PROD. BOUL., PROD. CONG.
	MACARONI, CEREAL PROD.	947		947	PATES ALIM. PROD. CEREAL
	FRESH FRUITS, BERRIES	427		427	FRUITS, BAIES FRAIS
	FROZEN FRUITS, BERRIES	328		328	FRUITS, BAIES CONGELES
	FRUIT JUICES	100		100	JUS DE FRUIT
	FRUITS, PREP. CANNED	4,857	2	4,859	FRUITS PREP. EN BOITE
	VEGETABLES, FRESH	981		981	LEGUMES, FRAIS
	VEGETABLES, FROZEN	287		287	LEGUMES, CONGELES
	VEGETABLE PREP. NES	9,147	49	9,196	PREP. DE LEGUMES NDA
	SUGAR, NES	617		617	SUCRE, NDA
	SUGAR PREPARATIONS	6		6	PREP. A BASE DE SUCRE
	MARGARINE	83	21	104	MARGARINE
	MISC. FOOD PREP. NES	48,102	1,489	49,591	DIV. PREP. ALIM. NDA
	HAY, FORAGE, STRAW	101		101	FOIN, FOURRAGE, PAILLE
	HULLS, SCREENINGS, CHAFF		4,137	4,137	ECOLURES, CRIBLURES, BAL
	GROUND CEREALS NES	5,214		5,214	CEREALES MOULUES NDA
	FEEDS OF ANIMAL ORIGIN		1,393	1,393	PROV. DD RIGINE ANIMALE
	CONC. COMPLETE FEEDS	155		155	CONC., PROV. COMPLETES
	NON-ALCOHOLIC BEVERAGE	656	105	761	BOISSONS NON-ALCOOLIQ.
	ALE, BEER, STOUT, PORTER	3,793		3,793	ALE, BIERE, STOUT, PORTER
	WINES	140	45	185	VINS
	FERM. ALCOHOLIC BEV.	40		40	BOISS. ALCOOL. FERM. NDA
	DIST. ALCOHOLIC BEV.	513	104	617	BOISS. ALCOOL. DIST.
	CIGARETTES	1		1	CIGARETTES
	SEEDS FOR SOWING NES	3		3	GRAINES DE SEMENCE NDA
	RAPESEED		20,906	20,906	GRAINE DE COLZA
	BOLTS, ROUND TIMBER	4,423		4,423	BILLOTS, BOIS RONDS
	PULPWOOD		2,400	2,400	BOIS A PATE
	CRUDE WOOD MTL. NES		78	78	MATIERES BOIS BRUT NDA
	COPPER ORE AND CONC.		4,428	4,428	MINERAL, CONC. CUIVRE
	MANGANESE ORE	3,538		3,538	MINERAL DE MANGANESE
	ORES AND CONC. NES		3	3	MINERAIS ET CONC. NDA
	IRON AND STEEL SCRAP		12	12	DECHETS DE FER, DACIER
	NON-FERROUS MET. SCRAP		36	129	DECHETS METAL. NON FER.
	CRUDE PETROLEUM	14,969	157,466	172,435	PETROLE BRUT
	SAND AND GRAVEL	11		11	SABLE ET GRAVIERS
	GYP SUM		570,824	570,824	GYPSE
	SALT	8,758	299,000	307,758	SEL
	CRUDE NON-MET. MIN. NES	335		335	MIN. NON-MET. BRUTS NDA
	COTTON, TEXTILE WASTE	23		23	DECHETS DE COTON, TEXT.
	WASTE AND SCRAP NES	170	65	235	DECHETS ET REBUTS NDA
	RUBBER FAB. MATERIALS	8,104	74	8,178	DEMI-PROD. CAOUTCHOUC
	LUMBER AND TIMBER	14,854	438	15,292	BOIS OEUVRE ET CHARP.
	RAILWAY TIES	320		320	TRAVERSES DE CH. FER
	SHINGLES AND SHAKES	60		60	BARDEAUX, BARD. FACADE
	SAWMILL PRODUCTS NES	34		34	SCIAGES NDA
	VENEER, PLYWOOD	9,634	20	9,654	PLACAGES, CONTRE-PLAQ.
	WOOD FAB. MATERIALS	2,541	8	2,549	DEMI-PRODUITS EN BOIS
	NEWSPRINT PAPER		17,805	17,805	PAPIER JOURNAL
	PAPER NES	6,598	6	6,604	PAPIER NDA
	PAPERBOARD	9,639	353	9,992	CARTON
	BLDG. PAPER AND BOARD	41,861	82	41,943	PLAQ. CONSTR., PAP/CART.
	TEXTILE FAB. MTL NES	4,009	86	4,095	OUVR. EN MAT. TEXT. NDA
	FISH, MARINE ANIMAL OIL		579	579	HUIL. DE POISSON, AN. MAR
	VEG. OILS, FATS NES	6,235	115	6,350	HUIL. MAT. GRAS. VEG. NDA
	METALLIC SALTS	6,705	31,149	37,854	SELS METALLIQUES
	INORGANIC CHEMS. NES	3,469	8	3,477	PROD. CHIM. INORG. NDA
	GLYCOL		1,645	1,645	GLYCOL
	ORGANIC CHEMICALS NES	23,381	3,193	26,574	PROD. CHIM. ORGAN. NDA
	EXPLOS., FUSES, CAPS	47	21	68	EXPLOS., AMORCES, DET.
	FERTILIZERS NES	524		524	ENGRAIS CHIMIQUE NDA
	AGRICULTURAL CHEMICALS	2		2	PROD. CHIM. AGRICOLES
	PLASTIC MATERIALS	788		788	MATIERES PLASTIQUES
	DYESTUFF, PIGMENT, PAINT	3,132	154	3,286	MAT. COLOR. PIG. PEINTURE
	CHEM. SPECIALTIES NES	1,074	7	1,081	PROD. CHIM. SPECIAUX NDA
	GASOLINE	1,068,375	336,687	1,405,062	ESSENCE

TABLE 11. CARGOES HANDLED AT CANADIAN PORTS, IN COASTWISE SHIPPING, IN 1975

TABLÉAU 11. MARCHANDISES MANUTENTIONNÉES DANS LES PORTS CANADIENS, EN CABOTAGE NATIONAL, EN 1975

PORT PORT	COMMODITY	TONS LOADED TONNES CHARGÉES	TONS UNLOADED TONNES DECHARGÉES	TOTAL TOTAL	MARCHANDISES	
MONTREAL (CONTD. - SUITE)	FUEL OIL	2,955,583	695,795	3,651,378	MAZOUT	
	LUBRICATING OIL, GREASE	144,041		144,041	HUILE, GRAISSE LUBRIF.	
	ASPHALTS, ROAD OILS	2,228		2,228	ASPHALTE, BITUME LIQD.	
	PETROL-COAL PROD. NES	23,192	271,729	294,921	DERIVE PETR. CHARB. NDA	
	FERRO-ALLOYS	1,079		1,079	FERRO-ALLIAGES	
	PRIMARY IRON, STEEL NES	1,738	3	1,741	FER, ACIER PRIMAIR. NDA	
	CASTINGS, FORGINGS	7,691	10	7,701	MOUL. PIÉCES FORGÉES	
	BAR AND RODS, STEEL	3,169		3,169	BARRES ET TIGES ACIER	
	PLATE & SHEET STEEL	5,004	36	5,040	TOLES, FEUILLES D'ACIER	
	STRUCTURAL SHAPES	35,847	355	36,202	PROFILES DE CONSTRUCT.	
	RAILS & TRACK MATERIAL	4,813		4,813	RAILS, MAT. VOIE FERREE	
	PIPES, TUBES: IRON, STEEL	4,667	165	4,832	TUYAUX, TUBES: FER, ACIER	
	WIRE	621		621	FIL METALLIQUE	
	ALUMINUM	23	656	679	ALUMINIUM	
	COPPER AND ALLOYS	34		34	CUIVRE ET ALLIAGES	
	ZINC AND ALLOYS	8		8	ZINC ET ALLIAGES	
	METAL FAB. BASIC PROD.	14,339	373	14,712	OUVR. DE BASE EN METAL	
	BRICKS, TILES NES	480		480	BRIQUES, TILES NDA	
	ASBESTOS BASIC PROD.	82		82	OUVR. DE BASE AMIANTE	
	CEMENT	53,862		53,862	CIMENT	
	CEMENT BASIC PROD.	551		551	OUVR. DE BASE CIMENT	
	NON-MET. MIN. BASIC PROD	407		407	PROD. MIN. NON-MET. BASE	
	MISC. FABRICATED PROD.	193		193	OUVRAGES DIVERS	
	TRACTORS	115	109	224	TRACTEURS	
	MACHINERY NES	33,459	5,382	38,841	MACHINES NDA	
	RAILWAY ROLLING STOCK	5,314	748	6,062	MAT. ROUL. DE CH. DE FER	
	PASS. AUTOS AND CHASSIS	155	6	161	VOITURES PART., CHASSIS	
	BUSES AND CHASSIS	29	8	37	AUTOBUS ET CHASSIS	
	TRUCKS AND CHASSIS	549	32	581	CAMIONS ET CHASSIS	
	MOTOR VEHICLE ENGINES	975	32	1,007	MOTEURS DE VEH. AUTOM.	
	ROAD MOTOR VEH. NES	1,266	178	1,444	VEH. AUTOM. ROUTIERS NDA	
	SHIPS, AIRCRAFT, MIS. VEH	45	11	56	NAVIRES, AVIONS, VEH. DIV	
	RUBBER TIRES AND TUBES	979	79	1,058	PNEUS, CHAMBRES A AIR	
	EQUIPMENT MISC.	14,963	260	15,223	MATERIEL DIVERS	
	PERSONAL, HSEHOLD GOODS	5,799	14	5,813	ART. PERS. ET MENAGERS	
	CONTAINERS, CLOSURES	2,898	2,220	5,118	CONTENEURS, FERMETURES	
	MISC. END PRODUCTS NES	3,395	44	3,439	PRODUITS FINIS DIV. NDA	
	GENERAL CARGO	36,827	4,031	40,858	MARCHANDISES DIVERSES	
	PORT TOTAL	4,731,822 *	5,342,688 *	10,074,510 *	TOTAL DU PORT	
	CHINTRECOEUR	RAW SUGAR	11,226		11,226	SUCRE BRUT
		IRON ORE AND CONC	157,741	296,256	453,997	MINERAI, CONC. DE FER
		MANGANESE ORE	68,612		68,612	MINERAI DE MANGANESE
		COAL, BITUMINOUS	28,448	28,448	56,896	CHARBON BITUMINEUX
		BENTONITE	18,970		18,970	BENTONITE
		INORGANIC CHEMS. NES		99,809	99,809	PROD. CHIM. INORG. NDA
		FUEL OIL		6,963	6,963	MAZOUT
		COKE	21,000	36,530	57,530	COKE
		PORT TOTAL	305,997 *	468,006 *	774,003 *	TOTAL DU PORT
LANORAIE		FUEL OIL		1,611	1,611	MAZOUT
		PORT TOTAL	*	1,611 *	1,611 *	TOTAL DU PORT
VARENNES	GASOLINE		43,390	43,390	ESSENCE	
	PORT TOTAL	*	97,167 *	97,167 *	TOTAL DU PORT	
NEW RICHMOND	GASOLINE		11,884	11,884	ESSENCE	
	PORT TOTAL	*	65,585 *	65,585 *	TOTAL DU PORT	
PASPEBIAC	GASOLINE		2,845	2,845	ESSENCE	
	PORT TOTAL	*	8,394 *	8,394 *	TOTAL DU PORT	
POINT AU PIC	CATTLE		150	150	BOVINS	
	LUMBER AND TIMBER	550		550	BOIS D'OEUVRE ET CHARP.	
	PAPER NES	23		23	PAPIER NDA	
	METALLIC SALTS	260		260	SELS METALLIQUES	
	INORGANIC CHEMS. NES	9,534		9,534	PROD. CHIM. INORG. NDA	
	EXPLOS., FUSES, CAPS	3,949		3,949	EXPLOS., AMORCES, DET.	
	FERTILIZERS NES	5,316		5,316	ENGRAIS CHIMIQUE NDA	
	PRIMARY IRON, STEEL NES	73		73	FER, ACIER PRIMAIR. NDA	
	PLATE & SHEET STEEL	23		23	TOLES, FEUILLES D'ACIER	
	STRUCTURAL SHAPES	96		96	PROFILES DE CONSTRUCT.	
	ALUMINUM		26,201	26,201	ALUMINIUM	
	METAL FAB. BASIC PROD.	10		10	OUVR. DE BASE EN METAL	
	BUILDING BRICK, CLAY	10		10	BRIQ. A BATIR ARGILE	
	NON-MET. MIN. BASIC PROD	103		103	PROD. MIN. NON-MET. BASE	
	MACHINERY NES	114		114	MACHINES NDA	
	CONTAINERS, CLOSURES	462		462	CONTENEURS, FERMETURES	
	GENERAL CARGO	284		284	MARCHANDISES DIVERSES	
	PORT TOTAL	20,807 *	26,351 *	47,158 *	TOTAL DU PORT	

TABLE 11. CARGOES HANDLED AT CANADIAN PORTS, IN COASTWISE SHIPPING, IN 1975

TABLÉAU 11. MARCHANDISES MANUTENTIONNÉES DANS LES PORTS CANADIENS, EN CABOTAGE NATIONAL, EN 1975

PORT PORT	COMMODITY	TONS LOADED TONNES CHARGÉES	TONS UNLOADED TONNES DÉCHARGÉES	TOTAL TOTAL	MARCHANDISES
PORT ALFRED	PULPWOOD		27,705	27,705	BOIS À PÂTE
	SALT		39,600	39,600	SEL
	PULP	1,762		1,762	PÂTE
	INORGANIC CHEMS. NES	9,204	9,400	18,604	PROD. CHIM. INGRG. NDA
	GASOLINE		4,442	4,442	ESSENCE
	FUEL OIL		371,494	371,494	MAZOUT
	PORT TOTAL	10,966 *	452,641 *	463,607 *	TOTAL DU PORT
	PORT CARTIER	BARLEY		273,299	273,299
RYE			66,303	66,303	SEIGLE
WHEAT			2,064,329	2,064,329	BLÉ
WHEAT FLOUR			30	30	FARINE DE BLÉ
BOLTS, ROUND TIMBER			97	97	BILLOTS, BOIS ROND
IRON ORE AND CONC		3,572		3,572	MINÉRAI, CONC. DE FER
SALT			658	658	SEL
COTTON, TEXTILE WASTE			5	5	DÉCHETS DE COTON, TEXT.
RAILWAY TIES			1,271	1,271	TRAVERSES DE CH. FER
METALLIC SALTS			50	50	SELS MÉTALLIQUES
EXPLOS., FUSES, CAPS			47	47	EXPLOS., AMORGES, DÉT.
PLASTIC MATERIALS			9	9	MATIÈRES PLASTIQUES
CHEM. SPECIALTIES NES			10	10	PROD. CHIM. SPÉCIAUX NDA
GASOLINE			8,429	8,429	ESSENCE
FUEL OIL			213,731	213,731	MAZOUT
CASTINGS, FORGINGS			2,225	2,225	MOUL. PIÈCES FORGÉES
BAR AND RODS, STEEL			885	885	BARRES ET TIGES ACIER
PLATE & SHEET STEEL			851	851	TOLES, FEUILLES D'ACIER
STRUCTURAL SHAPES			5,897	5,897	PROFILÉS DE CONSTRUCT.
RAILS & TRACK MATERIAL			2,031	2,031	RAILS, MAT. VOIE FERRÉE
WIRE			30	30	FIL MÉTALLIQUE
METAL FAB. BASIC PROD.			358	358	OUVR. DE BASE EN MÉTAL
CEMENT			12	12	CIMENT
MISC. FABRICATED PROD.			129	129	OUVRAGES DIVERS
TRACTORS			37	37	TRACTEURS
MACHINERY NES		1,375	4,027	5,402	MACHINES NDA
RAILWAY ROLLING STOCK		453	9,394	9,847	MAT. ROUL. DE CH. DE FER
PASS. AUTOS AND CHASSIS		2	2	4	VOITURES PART., CHASSIS
BUSES AND CHASSIS			13	13	AUTOBUS ET CHASSIS
TRUCKS AND CHASSIS		9	815	824	CAMIONS ET CHASSIS
MOTOR VEHICLE ENGINES			191	191	MOTEURS DE VEH. AUTOM.
ROAD MOTOR VEH. NES			15	15	VEH. AUTOM. ROUTIERS NDA
EQUIPMENT MISC.		126	393	519	MATÉRIEL DIVERS
CONTAINERS, CLOSURES	15	275	290	CONTENEURS, FERMETURES	
GENERAL CARGO		2,408	2,408	MARCHANDISES DIVERSES	
PORT TOTAL	5,552 *	2,658,256 *	2,663,808 *	TOTAL DU PORT	
PORT MENIER	MISC. FOOD PREP. NES		132	132	DIV. PRÉP. ALIM. NDA
	PULPWOOD	17,650		17,650	BOIS À PÂTE
	VENEER, PLYWOOD	11		11	PLACAGES, CONTRE-PLAQ.
	GASOLINE		607	607	ESSENCE
	FUEL OIL		1,242	1,242	MAZOUT
	PETROL, COAL PROD. NES		2	2	DÉRIVÉ PETR. CHARB. NDA
	STRUCTURAL SHAPES	8		8	PROFILÉS DE CONSTRUCT.
	METAL FAB. BASIC PROD.	8	17	25	OUVR. DE BASE EN MÉTAL
	CEMENT BASIC PROD.		1	1	OUVR. DE BASE CIMENT
	TRACTORS	20	65	85	TRACTEURS
	MACHINERY NES	154	274	428	MACHINES NDA
	TRUCKS AND CHASSIS	38	15	53	CAMIONS ET CHASSIS
	RUBBER TIRES AND TUBES	1	1	2	PNEUS, CHAMBRES À AIR
	EQUIPMENT MISC.	1	2	3	MATÉRIEL DIVERS
	CONTAINERS, CLOSURES	152	463	615	CONTENEURS, FERMETURES
	GENERAL CARGO	135	1,636	1,771	MARCHANDISES DIVERSES
	PORT TOTAL	18,178 *	4,457 *	22,635 *	TOTAL DU PORT
	QUEBEC	FISH, FRESH OR FROZEN		2	2
DAIRY PROD. EGGS, HONEY		33		33	PROD. LAIT., OEUFS, MIEL
BARLEY			493,154	493,154	ORGE
CORN			16,451	16,451	MAÏS
OATS			63,576	63,576	AVOÏNE
WHEAT			1,130,352	1,130,352	BLÉ
MISC. FOOD PREP. NES		1,331		1,331	DIV. PRÉP. ALIM. NDA
FEEDS OF ANIMAL ORIGIN			190	190	PROV. D'ORIGINE ANIMALE
ALE, BEER, STOUT, PORTER		115		115	ALE, BIÈRE, STOUT, PORTER
PULPWOOD			564,480	564,480	BOIS À PÂTE
IRON AND STEEL SCRAP			1,159	1,159	DÉCHETS DE FER, D'ACIER
COAL, BITUMINOUS			45,030	45,030	CHARBON BITUMINEUX
CRUDE PETROLEUM		29,309	287,763	317,072	PÉTROLE BRUT
GYPSE			11,533	11,533	GYPSE
SALT			74,925	74,925	SEL
RUBBER FAB. MATERIALS		2		2	DEMI-PROD. CAOUTCHOUC
LUMBER AND TIMBER		560		560	BOIS OUVRE ET CHARP.
WOOD FAB. MATERIALS		10		10	DEMI-PRODUITS EN BOIS
BLDG. PAPER AND BOARD	484		484	PLAQ. CONSTR., PAP/CART.	
FISH, MARINE ANIMAL OIL		50	50	HUIL. DE POISSON. AN. MAR	

TABLE 11. CARGOES HANDLED AT CANADIAN PORTS, IN COASTWISE SHIPPING, IN 1975

TABLEAU 11. MARCHANDISES MANUTENTIONNEES DANS LES PORTS CANADIENS, EN CABOTAGE NATIONAL, EN 1975

PORT PORT	COMMODITY	TONS LOADED TONNES CHARGEES	TONS UNLOADED TONNES DECHARGEES	TOTAL TOTAL	MARCHANDISES
QUEBEC (CONTD. - SUITE)	METALLIC SALTS		31,212	31,212	SELS METALLIQUES
	PLASTIC MATERIALS	109		109	MATIERES PLASTIQUES
	GASOLINE	166,423	574,338	740,761	ESSENCE
	FUEL OIL	944,116	949,224	1,893,340	MAZOUT
	ASPHALTS, ROAD OILS	30,185		30,185	ASPHALTE, BITUME LIQD.
	PLATE & SHEET STEEL	5		5	TOLES, FEUILLES D'ACIER
	STRUCTURAL SHAPES	551		551	PROFILES DE CONSTRUCT.
	PIPES, TUBES: IRON, STEEL	487		487	TUYAUX, TUBES: FER, ACIER
	METAL FAB. BASIC PROD.	26		26	OUVR. DE BASE EN METAL
	CEMENT	855		855	CIMENT
	CEMENT BASIC PROD.	650		650	OUVR. DE BASE CIMENT
	MACHINERY NES	96	193	289	MACHINES NDA
	RAILWAY ROLLING STOCK	14		14	MAT. ROUL. DE CH. DE FER
	BUSES AND CHASSIS		18	18	AUTOBUS ET CHASSIS
	MOTOR VEHICLE ENGINES	33		33	MOTEURS DE VEH. AUTOM.
	ROAD MOTOR VEH. NES		10	10	VEH. AUTOM. ROUTIERS NDA
	SHIPS, AIRCRAFT, MIS. VEH EQUIPMENT MISC.	16	2	18	NAVIRES, AVIONS, VEH. DIV MATERIEL DIVERS
	PERSONAL, HSEHOLD GOODS	1		1	ART. PERS. ET MENAGERS
	MISC. END PRODUCTS NES	76		76	PRODUITS FINIS DIV. NDA
	GENERAL CARGO	806	212	1,018	MARCHANDISES DIVERSES
PORT TOTAL	1,176,293 *	4,243,875 *	5,420,168 *	TOTAL DU PORT	
RIMOUSKI	MEAT, FRESH OR FROZEN	157		157	VIANDE, FRAICHE / CONG.
	FISH, FRESH OR FROZEN		23	23	POISSON, FRAIS OU CONG.
	SHELL FISH, NES		39	39	MOLLUSQUES CRUST., NOA
	MILK POWDER	4		4	LAIT EN POUFRE
	DAIRY PROD. EGGS, HONEY	733		733	PROD. LAIT., OEUFS, MIEL
	FRESH FRUITS, BERRIES	1,008		1,008	FRUITS, BAIES FRAIS
	FRUITS, PREP. CANNED	97		97	FRUITS PREP. EN BOITE
	VEGETABLES, FRESH	1,186		1,186	LEGUMES, FRAIS
	VEGETABLES, DRIED	10		10	LEGUMES, SECS
	VEGETABLE PREP. NES	231		231	PREP. DE LEGUMES NDA
	MISC. FOOD PREP. NES	1,135		1,135	DIV. PREP. ALIM. NDA
	BOLTS, ROUND TIMBER		204	204	BILLOTS, BOIS ROUNDS
	PULPWOOD	3,310		3,310	BOIS A PATE
	LUMBER AND TIMBER	688	58	746	BOIS D'OEUVRE ET CHARP.
	VENEER, PLYWOOD	586	53	639	PLACAGES, CONTRE-PLAQ.
	WOOD FAB. MATERIALS	52		52	DEMI-PRODUITS EN BOIS
	BLDG. PAPER AND BOARD	628		628	PLAQ. CONSTR., PAP/CART.
	TEXTILE FAB. MTL NES	12		12	OUVR. EN MAT. TEXT. NDA
	INORGANIC CHEMS. NES	19,719		19,719	PROD. CHIM. INORG. NDA
	ORGANIC CHEMICALS NES		112	112	PROD. CHIM. ORGAN. NDA
	EXPLDS., FUSES, CAPS	1,069	625	1,694	EXPLOS., AMORCES, DET.
	CHEM. SPECIALTIES NES	1		1	PROD. CHIM. SPECIAUX NDA
	GASOLINE	4	216,966	216,970	ESSENCE
	FUEL OIL		187,727	187,727	MAZOUT
	LUBRICATING OIL, GREASE	21	2	23	HUILE, GRAISSE LUBRIF.
	PETROL, COAL PROD. NES	2	2	4	DERIVE PETR. CHARB. NDA
	CASTINGS, FORGINGS	12,995		12,995	MOUL. PIECES FORGEES
	STRUCTURAL SHAPES	123		123	PROFILES DE CONSTRUCT.
	METAL FAB. BASIC PROD.	140	3	143	OUVR. DE BASE EN METAL
	CEMENT	93	50	143	CIMENT
	CEMENT BASIC PROD.	459		459	OUVR. DE BASE CIMENT
	NON-MET. MIN. BASIC PROD	10		10	PROD. MIN. NON-MET. BASE
	TRACTORS	60		60	TRACTEURS
MACHINERY NES	117	36	153	MACHINES NDA	
RAILWAY ROLLING STOCK	10,655		10,655	MAT. ROUL. DE CH. DE FER	
TRUCKS AND CHASSIS	15	189	204	CAMIONS ET CHASSIS	
MOTOR VEHICLE ENGINES	3		3	MOTEURS DE VEH. AUTOM.	
RUBBER TIRES AND TUBES	25	1	26	PNEUS, CHAMBRES A AIR	
EQUIPMENT MISC.	83	1	84	MATERIEL DIVERS	
PERSONAL, HSEHOLD GOODS	90		90	ART. PERS. ET MENAGERS	
CONTAINERS, CLOSURES	465	152	617	CONTENEURS, FERMETURES	
MISC. END PRODUCTS NES	7	4	11	PRODUITS FINIS DIV. NDA	
GENERAL CARGO	1,594	733	2,327	MARCHANDISES DIVERSES	
PORT TOTAL	57,587 *	406,980 *	464,567 *	TOTAL DU PORT	
RIVIERE DU LOUP	PULPWOOD	15,763		15,763	BOIS A PATE
	GASOLINE		13,169	13,169	ESSENCE
	FUEL OIL		9,866	9,866	MAZOUT
	CEMENT BASIC PROD.	25		25	OUVR. DE BASE CIMENT
PORT TOTAL	15,788 *	23,035 *	38,823 *	TOTAL DU PORT	
ST. JEAN PORT JOLI	PULPWOOD	8,700		8,700	BOIS A PATE
PORT TOTAL	8,700 *		8,700 *	TOTAL DU PORT	
STE. ANNE DES MONTS	PULPWOOD	13,290		13,290	BOIS A PATE
	GASOLINE		532	532	ESSENCE
	FUEL OIL		5,259	5,259	MAZOUT
	PORT TOTAL	13,290 *	5,791 *	19,081 *	TOTAL DU PORT
SEPT ILES	MEAT AND MEAT PREP. NES		30	30	VIANDES ET PREP. NDA

TABLE 11. CARGOES HANDLED AT CANADIAN PORTS, IN COASTWISE SHIPPING, IN 1975

TABLEAU 11. MARCHANDISES MANUTENTIONNEES DANS LES PORTS CANADIENS, EN CABOTAGE NATIONAL, EN 1975

PORT PORT	COMMODITY	TONS LOADED TONNES CHARGÉES	TONS UNLOADED TONNES DECHARGÉES	TOTAL TOTAL	MARCHANDISES
SEPT ILES (CONTO. - SUITE)	FISH, FRESH OR FROZEN	23		23	POISSON, FRAIS DU CONG.
	DAIRY PROD., EGGS, HONEY		33	33	PROD. LAIT., ŒUFS, MIEL
	WHEAT FLOUR	3	1,523	1,526	FARINE DE BLE
	BAKERY PROD., INC. FROZEN		76	76	PROD. BOUL., PROD. CONG.
	MACARONI, CEREAL PROD.		47	47	PÂTES ALIM. PROD. CEREAL
	FRUITS, PREP., CANNED		45	45	FRUITS PREP. EN BOITE
	VEGETABLE PREP., NES		303	303	PREP. DE LEGUMES NDA
	SUGAR, NES	3	10	13	SUCRE, NDA
	MARGARINE		102	102	MARGARINE
	MISC. FOOD PREP., NES	2,557	2,181	4,738	DIV. PREP. ALIM. NDA
	HAY, FORAGE, STRAW		15	15	FOIN, FOURRAGE, PAILLE
	NON-ALCOHOLIC BEVERAGE		1,594	1,594	BOISSONS NON-ALCOOLIQ.
	ALE, BEER, STOUT, PORTER		3,172	3,172	ALE, BIÈRE, STOUT, PORTER
	WINES		140	140	VINS
	FERM. ALCOHOLIC BEV.		40	40	BOISS. ALCOOL. FERME.
	DIST. ALCOHOLIC BEV.		395	395	BOISS. ALCOOL. DIST.
	TOBACCO NES	4		4	TABACS NDA
	BOLTS, ROUND TIMBER	204	1,844	2,048	BILLOTS, BOIS ROND
	PULPWOOD		200	200	BOIS A PATE
	IRON ORE AND CONC.	1,410,770		1,410,770	MINERAI, CONC. DE FER
	ORES AND CONC., NES	3		3	MINERAIS ET CONC. NDA
	NON-FERROUS MET. SCRAP		93	93	DECHETS METAL. NON FER.
	COAL, BITUMINEOUS		27,894	27,894	CHARBON BITUMINEUX
	BENTONITE		2,000	2,000	BENTONITE
	SAND AND GRAVEL	90	3	93	SABLE ET GRAVIERS
	SALT		6,097	6,097	SEL
	COTTON, TEXTILE WASTE		11	11	DECHETS DE COTON, TEXT.
	RUBBER FAB. MATERIALS	22	715	737	DEMI-PROD. CAOUTCHOUC
	LUMBER AND TIMBER	70	2,617	2,687	BOIS ŒUVRE ET CHARP.
	RAILWAY TIES		699	699	TRAVERSES DE CH. FER
	SAWMILL PRODUCTS NES		34	34	SCIAGES NDA
	VENEER, PLYWOOD	25	55	80	PLACAGES, CONTRE-PLAQ.
	WOOD FAB. MATERIALS	1	71	72	DEMI-PRODUITS EN BOIS
	PAPER NES		72	72	PAPIER NDA
	PAPERBOARD	317	4	321	CARTON
	BLOG, PAPER AND BOARD	191	657	848	PLAQ. CONSTR., PAP./CART.
	TEXTILE FAB. MTL NES	23	109	132	OUVR. EN MAT. TEXT. NDA
	METALLIC SALTS		10,593	10,593	SELS METALLIQUES
	INORGANIC CHEMS. NES	9	1,032	1,041	PROD. CHIM. INORG. NDA
	ORGANIC CHEMICALS NES	112	1,037	1,149	PROD. CHIM. ORGAN. NDA
	EXPLOS., FUSES, CAPS	1,259	8,949	10,208	EXPLOS., AMORCES, DET.
	FERTILIZERS NES		5,316	5,316	ENGRAIS CHIMIQUE NDA
	PLASTIC MATERIALS		782	782	MATIERES PLASTIQUES
	DYESTUFF, PIGMENT, PAINT		8	8	MAT. COLOR. PIG. PEINTURE
	CHEM. SPECIALTIES NES		985	985	PROD. CHIM. SPECIAUX NDA
	GASOLINE		81,059	81,059	ESSENCE
	FUEL OIL	64	514,434	514,498	MAZOUT
	LUBRICATING OIL, GREASE	2	2,852	2,854	HUILE, GRAISSE LUBRIF.
	COAL TAR, PITCH		12	12	GOUDRON, BRAI DE BOUIL.
	PETROL-COAL PROD., NES	463	5,828	6,291	DERIVE PETR. CHARB. NDA
	FERRO-ALLOYS		1,079	1,079	FERRO-ALLIAGES
	PRIMARY IRON, STEEL NES		681	681	FER, ACIER PRIMAIR. NDA
	CASTINGS, FORGINGS	10	33,282	33,292	MOUL. PIECES FORGEES
	BARNS AND RODS, STEEL		916	916	BARRES ET TIGES ACIER
	PLATE & SHEET STEEL	433	1,417	1,850	TOLES, FEUILLES D'ACIER
	STRUCTURAL SHAPES	1,053	5,589	6,642	PROFILES DE CONSTRUCT.
	RAILS & TRACK MATERIAL		9,207	9,207	RAILS, MAT. VOIE FERREE
	PIPES, TUBES: IRON, STEEL		1,023	1,023	TUYAUX, TUBES: FER, ACIER
	WIRE		315	315	FIL METALLIQUE
	ALUMINIUM		23	23	ALUMINIUM
	ZINC AND ALLOYS		8	8	ZINC ET ALLIAGES
	METAL FAB. BASIC PROD.	310	1,862	2,172	OUVR. DE BASE EN METAL
	BRICKS, TILES NES		474	474	BRIQUES, TUILES NDA
	ASBESTOS BASIC PROD.		73	73	OUVR. DE BASE AMIANTE
	CEMENT	13	20,929	20,942	CIMENT
CEMENT BASIC PROD.		61	61	OUVR. DE BASE CIMENT	
NON-MET. MIN. BASIC PROD.	4	164	168	PROD. MIN. NON-MET. BASE	
MISC. FABRICATED PROD.		14	14	OUVRAGES DIVERS	
TRACTORS		12	103	TRACTEURS	
MACHINERY NES	3,480	6,710	10,190	MACHINES NDA	
RAILWAY ROLLING STOCK	955	7,149	8,104	MAT. ROUL. DE CH. DE FER	
PASS. AUTOS AND CHASSIS	163	110	273	VOITURES PART., CHASSIS	
BUSES AND CHASSIS	58		58	AUTOBUS ET CHASSIS	
TRUCKS AND CHASSIS	230	201	431	CAMIONS ET CHASSIS	
MOTOR VEHICLE ENGINES	42	730	772	MOTEURS DE VEH. AUTOM.	
ROAD MOTOR VEH. NES	739	17	756	VEH. AUTOM. ROUTIERS NDA	
SHIPS, AIRCRAFT, MIS. VEH	13	32	45	NAVIRES, AVIONS, VEH. DIV	
RUBBER TIRES AND TUBES	40	807	847	PNEUS, CHAMBRES A AIR	
EQUIPMENT MISC.	991	1,042	2,033	MATERIEL DIVERS	
PERSONAL, HOUSEHOLD GOODS	72	171	243	ART. PERS. ET MENAGERS	
CONTAINERS, CLOSURES	1,037	1,679	2,716	CONTENEURS, FERMETURES	
MISC. END PRODUCTS NES	41	362	403	PRODUITS FINIS DIV. NDA	
GENERAL CARGO	1,819	6,910	8,729	MARCHANDISES DIVERSES	
PORT TOTAL	1,427,809 *	788,817 *	2,216,626 *	TOTAL DU PORT	

TABLE 11. CARGOES HANDLED AT CANADIAN PORTS, IN COASTWISE SHIPPING, IN 1975

TABLEAU 11. MARCHANDISES MANUTENTIONNÉES DANS LES PORTS CANADIENS, EN CABOTAGE NATIONAL, EN 1975

PORT PORT	COMMODITY	TONS LOADED TONNES CHARGÉES	TONS UNLOADED TONNES DECHARGÉES	TOTAL TOTAL	MARCHANDISES
POINTE NOIRE	IRON ORE AND CONC	2,046,087		2,046,087	MINÉRAI, CONC. DE FER
	BENTONITE		16,970	16,970	BENTONITE
	FUEL OIL		118,533	118,533	MAZOUT
	CASTINGS, FORGINGS		3,138	3,138	MODUL. PIÈCES FORGÉES
	PORT TOTAL	2,046,087 *	138,641 *	2,184,728 *	TOTAL DU PORT
HARBOUR TOTAL - SEPT-ÎLES & POINTE-NOIRE		3,473,896 *	927,458 *	4,401,354 *	TOTAL DU HAVRE - SEPT-ÎLES & POINTE-NOIRE
SOREL	BARLEY		38,031	38,031	ORGE
	CORN		3,803	3,803	MAIS
	OATS		7,317	7,317	AVOINE
	WHEAT		853,619	853,619	BLÉ
	TITANIUM ORE		2,576,481	2,576,481	MINÉRAI DE TITANE
	RAILWAY TIES	730		730	TRAVERSES DE CH. FER
	FUEL OIL		20,279	20,279	MAZOUT
	PIG IRON	13,196		13,196	FER EN GUEUSE
	PORT TOTAL	13,926 *	3,499,530 *	3,513,456 *	TOTAL DU PORT
	TROIS PISTOLES	PULPWOOD	28,817		28,817
EXPLOS., FUSES, CAPS		150		150	EXPLOS., AMDRCS, DET.
PORT TOTAL		28,967 *		28,967 *	TOTAL DU PORT
TROIS RIVIÈRES	BARLEY	4,118	47,326	51,444	ORGE
	CORN	8,280		8,280	MAIS
	OATS		18,501	18,501	AVOINE
	RYE		2,983	2,983	SEIGLE
	WHEAT	6,097	640,607	646,704	BLÉ
	PULPWOOD		243,527	243,527	BOIS À PÂTE
	SALT		38,692	38,692	SÉL
	LUMBER AND TIMBER		200	200	BOIS D'OEUVRE ET CHARP.
	PULP		3,200	3,200	PÂTE
	GASOLINE		81,251	81,251	ESSENCE
	FUEL OIL		587,064	587,064	MAZOUT
	COKE	3,610		3,610	COKE
	PIPES, TUBES: IRON, STEEL	951		951	TUYAUX, TUBES: FER, ACIER
	ALUMINIUM		14,999	14,999	ALUMINIUM
	METAL FAB. BASIC PROD.	333		333	OUVR. DE BASE EN METAL
	PORT TOTAL	23,389 *	1,678,350 *	1,701,739 *	TOTAL DU PORT
	VALLEYFIELD	SUGAR PREPARATIONS	27		27
VINEGAR			319	319	VINAIGRE
MISC. FOOD PREP. NES		367		367	DIV. PREP. ALIM. NDA
NON-ALCOHOLIC BEVERAGE		25		25	BOISSONS NON-ALCOOLIQ.
DIST. ALCOHOLIC BEV.		733		733	BOISS. ALCOOL. DIST.
BOLTS, ROUND TIMBER		92		92	BILLOTS, BOIS RONDS
ZINC ORE AND CONC.			16,502	16,502	MINÉRAI, CONC. DE ZINC
ORES AND CONC. NES		50		50	MINÉRAIS ET CONC. NDA
SAND AND GRAVEL		25		25	SABLE ET GRAVIERS
VENEER, PLYWOOD			684	684	PLACAGES, CONTRE-PLAQ.
NEWSPRINT PAPER		83		83	PAPIER JOURNAL
BLDG. PAPER AND BOARD		92		92	PLAQ. CONSTR., PAP/CART.
CHEM. SPECIALTIES NES		7,812		7,812	PROD. CHIM. SPÉCIAUX NDA
GASOLINE		285		285	ESSENCE
FUEL OIL		535		535	MAZOUT
LUBRICATING OIL, GREASE		2		2	HUILE, GRAISSE LUBRIF.
ASPHALTS, ROAD OILS		101		101	ASPHALTE, BITUME LIQD.
PETROL, COAL PROD. NES		15		15	DÉRIVE PETR. CHARB. NDA
FERRO-ALLOYS		304		304	FERRO-ALLIAGES
BARNS AND RODS, STEEL			899	899	BARRES ET TIGES ACIER
PLATE & SHEET STEEL			5,302	5,302	TOLES, FEUILLES D'ACIER
STRUCTURAL SHAPES			1,230	1,230	PROFILES DE CONSTRUCT.
PIPES, TUBES: IRON, STEEL		52		52	TUYAUX, TUBES: FER, ACIER
WIRE		313		313	FIL MÉTALLIQUE
ZINC AND ALLOYS		6,441		6,441	ZINC ET ALLIAGES
METAL FAB. BASIC PROD.		2,862		2,862	OUVR. DE BASE EN METAL
ASBESTOS BASIC PROD.		582		582	OUVR. DE BASE AMIANTE
TRACTORS		81		81	TRACTEURS
MACHINERY NES		53		53	MACHINES NDA
TRUCKS AND CHASSIS		61		61	CAMIONS ET CHASSIS
ROAD MOTOR VEH. NES		10		10	VEH. AUTOM. ROUTIERS NDA
SHIPS, AIRCRAFT, MIS. VEH		9		9	NAVIRES, AVIONS, VEH. DIV
EQUIPMENT MISC.		4		4	MATÉRIEL DIVERS
PERSONAL, HSEHOLD GOODS	65		65	ART. PERS. ET MENAGERS	
CONTAINERS, CLOSURES	43		43	CONTENEURS, FERMETURES	
MISC. END PRODUCTS NES	29		29	PRODUITS FINIS DIV. NDA	
PORT TOTAL	21,153 *	24,936 *	46,089 *	TOTAL DU PORT	
QUEBEC-NORTH/NORD	MISC. FOOD PREP. NES		414	414	DIV. PREP. ALIM. NDA
	ALE, BEER, STOUT, PORTER		42	42	ALE, BIÈRE, STOUT, PORTER
	LUMBER AND TIMBER		80	80	BOIS D'OEUVRE ET CHARP.
	INORGANIC CHEMS. NES		27	27	PROD. CHIM. INORG. NDA
	ORGANIC CHEMICALS NES		305	305	PROD. CHIM. ORGAN. NDA
	FERTILIZERS NES		524	524	ENGRAIS CHIMIQUE NDA
	GASOLINE		7,172	7,172	ESSENCE
	FUEL OIL		24,508	24,508	MAZOUT

TABLE 11. CARGUES HANDLED AT CANADIAN PORTS, IN COASTWISE SHIPPING, IN 1975

TABLEAU 11. MARCHANDISES MANUTENTIONNEES DANS LES PORTS CANADIENS, EN CABOTAGE NATIONAL, EN 1975

PORT PORT	COMMODITY	TONS LOADED TONNES CHARGÉES	TONS UNLOADED TONNES DÉCHARGÉES	TOTAL TOTAL	MARCHANDISES	
QUEBEC-NORTH/NORD (CONTD. - SUITE)	LUBRICATING OIL, GREASE		93	93	HUILE, GRAISSE LUBRIF.	
	PETROL, COAL PROD. NES		1,145	1,145	DÉRIVE PETR., CHARB. NDA	
	BARNS AND RODS, STEEL		80	80	BARRES ET TIGES ACIER	
	PLATE & SHEET STEEL		120	120	TOLES, FEUILLES D'ACIER	
	STRUCTURAL SHAPES		189	189	PROFILES DE CONSTRUCT.	
	METAL FAB. BASIC PROD.		258	258	OUVR. DE BASE EN METAL	
	BRICKS, TILES NES		6	6	BRIQUES, TILES NDA	
	CEMENT		125	125	CIMENT	
	MACHINERY NES	199	599	798	MACHINES NDA	
	ROAD MOTOR VEH. NES		110	110	VEH. AUTOM. ROUTIERS NDA	
	RUBBER TIRES AND TUBES	49	182	231	PNEUS, CHAMBRES A AIR	
	EQUIPMENT MISC.	25	59	84	MATERIEL DIVERS	
	CONTAINERS, CLOSURES	196	44	240	CONTENEURS, FERMETURES	
	MISC. END PRODUCTS NES	8		8	PRODUITS FINIS DIV. NDA	
	GENERAL CARGO	36	5,022	5,058	MARCHANDISES DIVERSES	
	PORT TOTAL	513 *	41,104 *	41,617 *	TOTAL DU PORT	
	QUEBEC-NES/NDA	CATTLE	41	41	82	BOVINS
		LIVE ANIMALS, NES	2	2	4	ANIMAUX VIVANTS, NDA
		MEAT, FRESH OR FROZEN		122	122	VIANDE, FRAICHE / CONG.
		SHELL FISH, NES	39		39	MOLLUSQUES CRUST., NDA
MILK POWDER			4	4	LAIT EN POUVRE	
DAIRY PROD., EGGS, HONEY			521	521	PROD. LAIT., OEUFS, MIEL	
WHEAT FLOUR			3	3	FARINE DE BLE	
FRESH FRUITS, BERRIES			703	703	FRUITS, BAIES FRAIS	
FRUITS, PREP. CANNED			79	79	FRUITS PREP. EN BOITE	
VEGETABLES, FRESH			798	798	LEGUMES, FRAIS	
VEGETABLES, DRIED			10	10	LEGUMES, SECS	
VEGETABLE PREP. NES			155	155	PREP. DE LEGUMES NDA	
SUGAR, NES		2	5	7	SUCRE, NDA	
MISC. FOOD PREP. NES		48	3,360	3,408	DIV. PREP. ALIM. NDA	
HAY, FORAGE, STRAW		228	228	456	FOIN, FOURRAGE, PAILLE	
GROUND CEREALS NES		220		220	CEREALES MOULUES NDA	
FEEDS OF ANIMAL ORIGIN		50		50	PROV. D'ORIGINE ANIMALE	
TOBACCO NES			3	3	TABACS NDA	
BOLTS, ROUND TIMBER		2,392	526	2,918	BILLOTS, BOIS ROUNDS	
PULPWOOD		10,678		10,678	BOIS A PATE	
MANGANESE CRE			68,612	68,612	MINERAI DE MANGANESE	
STONE, CRUDE NES		58	29,309	29,367	PIERRE BRUTE NDA	
SALT			27,762	27,762	SEL	
LUMBER AND TIMBER		509	141	650	BOIS D'OEUVRE ET CHARP.	
RAILWAY TIES		1,150		1,150	TRAVERSES DE CH. FER	
SAWMILL PRODUCTS NES		2		2	SCIAGES NDA	
VENEER, PLYWOOD		91	87	178	PLACAGES, CONTRE-PLAC.	
WOOD FAB. MATERIALS			40	40	DEMI-PRODUITS EN BOIS	
PAPER NES		2		2	PAPIER NDA	
BLDG. PAPER AND BOARD		439	741	1,180	PLAQ. CONSTR., PAP/CART.	
TEXTILE FAB. MTL NES			23	23	OUVR. EN MAT. TEXT. NDA	
INORGANIC CHEMS. NES			9	9	PROD. CHIM. INORG. NDA	
EXPLOS., FUSES, CAPS			394	394	EXPLOS., AMORCES, DET.	
FERTILIZERS NES		6		6	ENGRAIS CHIMIQUE NDA	
DYESTUFF, PIGMENT, PAINT		2		2	MAT. COLOR. PIG. PEINTURE	
GASOLINE		123	16,110	16,233	ESSENCE	
FUEL OIL		211	23,144	23,355	MAZOUT	
COKE			7,966	7,966	COKE	
PETROL, COAL PROD. NES			534	534	DÉRIVE PETR., CHARB. NDA	
BARNS AND RODS, STEEL		271		271	BARRES ET TIGES ACIER	
STRUCTURAL SHAPES		677	15	692	PROFILES DE CONSTRUCT.	
PIPES, TUBES: IRON, STEEL		158	35	193	TUYAUX, TUBES: FER, ACIER	
WIRE		30		30	FIL METALLIQUE	
METAL FAB. BASIC PROD.		295	287	582	OUVR. DE BASE EN METAL	
BRICKS, TILES NES		84		84	BRIQUES, TILES NDA	
CEMENT		1,938	156	2,094	CIMENT	
CEMENT BASIC PROD.		378	20	398	OUVR. DE BASE CIMENT	
NON-MET. MIN. BASIC PROD		25		25	PROD. MIN. NON-MET. BASE	
TRACTORS		4	14	18	TRACTEURS	
MACHINERY NES		284	841	1,125	MACHINES NDA	
RAILWAY ROLLING STOCK		12	14	26	MAT. ROUL. DE CH. DE FER	
PASS. AUTOS AND CHASSIS		90	134	224	VOITURES PART., CHASSIS	
BUSES AND CHASSIS			25	25	AUTOBUS ET CHASSIS	
TRUCKS AND CHASSIS		236	187	423	CAMIONS ET CHASSIS	
MOTOR VEHICLE ENGINES		1	14	15	MOTEURS DE VEH. AUTOM.	
ROAD MOTOR VEH. NES		6	74	80	VEH. AUTOM. ROUTIERS NDA	
SHIPS, AIRCRAFT, MIS. VEH		6	2	8	NAVIRES, AVIONS, VEH. DIV	
RUBBER TIRES AND TUBES		8	5	13	PNEUS, CHAMBRES A AIR	
EQUIPMENT MISC.		97	1,415	1,512	MATERIEL DIVERS	
PERSONAL, HOUSEHOLD GOODS		36	214	250	ART. PERS. ET MENAGERS	
CONTAINERS, CLOSURES	318	763	1,081	CONTENEURS, FERMETURES		
MISC. END PRODUCTS NES	2	64	66	PRODUITS FINIS DIV. NDA		
GENERAL CARGO	2,324	8,542	10,866	MARCHANDISES DIVERSES		
PORT TOTAL	23,573 *	194,253 *	217,826 *	TOTAL DU PORT		
PROVINCE TOTAL	13,389,752 **	23,934,441 **	37,324,193 **	TOTAL DE LA PROVINCE		

TABLE 11. CARGOES HANDLED AT CANADIAN PORTS, IN COASTWISE SHIPPING, IN 1975

TABEAU 11. MARCHANDISES MANUTENTIONNEES DANS LES PORTS CANADIENS, EN CABOTAGE NATIONAL, EN 1975

PORT PORT	COMMODITY	TONS LOADED TONNES CHARGÉES	TONS UNLOADED TONNES DÉCHARGÉES	TOTAL TOTAL	MARCHANDISES
ONTARIO / ONTARIO AMHERSTBURG	METALLIC SALTS	215,593		215,593	SELS METALLIQUES
	FUEL OIL		4,913	4,913	MAZOUT
	PORT TOTAL	215,593 *	4,913 *	220,506 *	TOTAL DU PORT
BADGLEY ISLAND	STONE, CRUDE NES	374,144		374,144	PIERRE BRUTE NOA
	PORT TOTAL	374,144 *	*	374,144 *	TOTAL DU PORT
BRITT	GASOLINE	2,122	153,886	156,008	ESSENCE
	FUEL OIL		118,300	118,300	MAZOUT
	LUBRICATING OIL, GREASE	9		9	HUILE, GRAISSE LUBRIF.
	PORT TOTAL	2,131 *	272,186 *	274,317 *	TOTAL DU PORT
BATH	GLYCOL		4,109	4,109	GLYCOL
	CEMENT	307,505		307,505	CIMENT
	PORT TOTAL	307,505 *	4,109 *	311,614 *	TOTAL DU PORT
CARDINAL	CORN		113,966	113,966	MAIS
	PORT TOTAL	*	113,966 *	113,966 *	TOTAL DU PORT
CLARKSON	LIMESTONE		2,556,267	2,556,267	PIERRE CALCAIRE
	GASOLINE	27,212	11,941	39,153	ESSENCE
	FUEL OIL	61,258	21,460	82,718	MAZOUT
	LUBRICATING OIL, GREASE		26,724	26,724	HUILE, GRAISSE LUBRIF.
	PETROL, COAL PROD. NES	95,661		95,661	DERIVE PETR. CHARB. NDA
	PORT TOTAL	184,131 *	2,616,392 *	2,800,523 *	TOTAL DU PORT
COBourg	FUEL OIL	7,065	8,228	15,293	MAZOUT
	PORT TOTAL	7,065 *	8,228 *	15,293 *	TOTAL DU PORT
COLBORNE	LIMESTONE	2,556,267		2,556,267	PIERRE CALCAIRE
	PORT TOTAL	2,556,267 *	*	2,556,267 *	TOTAL DU PORT
COLLINGWOOD	BARLEY		15,030	15,030	ORGE
	OATS		14,744	14,744	AVOINE
	WHEAT	25,382	33,129	58,511	BLE
	MALT AND MALT FLOUR		870	870	MALT ET FARINE DE MALT
	HULLS, SCREENINGS, CHAFF		11,418	11,418	ECOLURES, CRIBLURES, BAL
	PORT TOTAL	25,382 *	75,191 *	100,573 *	TOTAL DU PORT
CORNWALL	INORGANIC CHEMS. NES		20,230	20,230	PROD. CHIM. INORG. NDA
	FUEL OIL		31,206	31,206	MAZOUT
	PORT TOTAL	*	51,436 *	51,436 *	TOTAL DU PORT
CUTLER	GASOLINE		8,662	8,662	ESSENCE
	FUEL OIL		15,985	15,985	MAZOUT
	PORT TOTAL	*	24,647 *	24,647 *	TOTAL DU PORT
GODERICH	BARLEY		22,210	22,210	ORGE
	CORN	63,145		63,145	MAIS
	OATS		18,510	18,510	AVOINE
	WHEAT	32,395	101,713	134,108	BLE
	HULLS, SCREENINGS, CHAFF		30,333	30,333	ECOLURES, CRIBLURES, BAL
	SALT	909,118		909,118	SEL
	PORT TOTAL	1,004,658 *	172,766 *	1,177,424 *	TOTAL DU PORT
HAMILTON	DAIRY PROD. EGGS, HONEY	249		249	PROD. LAIT., OEUFS, MIEL
	FRUITS, PREP. CANNED	2,785		2,785	FRUITS PREP. EN BOITE
	VEGETABLE PREP. NES	5,335		5,335	PREP. DE LEGUMES NOA
	MISC. FOOD PREP. NES	8,640		8,640	DIV. PREP. ALIM. NDA
	NON-ALCOHOLIC BEVERAGE	1,433	212	1,645	BOISSONS NON-ALCOOLIQ.
	WINES	1,077		1,077	VINS
	DIST. ALCOHOLIC BEV.	1,382	33	1,415	BOISS. ALCOOL. DIST.
	SOYA BEANS		11,281	11,281	GRAINE DE SOYA
	IRON ORE AND CONC		4,002,691	4,002,691	MINERAL, CONC. DE FER
	MANGANESE ORE		3,538	3,538	MINERAL DE MANGANESE
	COAL, BITUMINOUS		462,331	462,331	CHARBON BITUMINEUX
	DOLomite	20,029		20,029	DOLomite
	SAND AND GRAVEL	14	25	39	SABLE ET GRAVIERS
	GYPSUM		60,421	60,421	GYPSE
	LUMBER AND TIMBER		722	722	BOIS D'OEUVRE ET CHARP.
	VENEER, PLYWOOD		780	780	PLACAGES, CONTRE-PLAQ.
	PAPERBOARD		45,242	45,242	CARTON
	JUTE WOVEN FABRICS		6	6	TISSUS DE JUTE
	INORGANIC CHEMS. NES	78		78	PROD. CHIM. INORG. NDA
	PLASTIC MATERIALS	63		63	MATIERES PLASTIQUES
	CHEM. SPECIALTIES NES	393	1,081	1,474	PROD. CHIM. SPECIAUX NDA
	FUEL OIL	39,563	247,268	286,831	MAZOUT
	LUBRICATING OIL, GREASE	167		167	HUILE, GRAISSE LUBRIF.
	COKE	44,496	3,610	48,106	COKE
	PETROL, COAL PROD. NES	14,838		14,838	DERIVE PETR. CHARB. NDA
	PIG IRON		13,196	13,196	FER EN GUEUSE

TABLE 11. CARGOES HANDLED AT CANADIAN PORTS, IN COASTWISE SHIPPING, IN 1975

TABLEAU 11. MARCHANDISES MANUTENTIONNÉES DANS LES PORTS CANADIENS, EN CABOTAGE NATIONAL, EN 1975

PORT PORT	COMMODITY	TONS LOADED TONNES CHARGÉES	TONS UNLOADED TONNES DECHARGÉES	TOTAL TOTAL	MARCHANDISES
HAMILTON (CONTD. - SUITE)	PRIMARY IRON,STEEL NES	1,228		1,228	FER,ACIER PRIMAIR, NDA
	CASTINGS,FORGINGS	5,238		5,238	MOUL.PIECES FORGÉES
	BAR AND RODS,STEEL	1,609		1,609	BARRES ET TIGES ACIER
	PLATE & SHEET STEEL	188,328		188,328	TOLES,FEUILLES ACIER
	STRUCTURAL SHAPES	3,109		3,109	PROFILES DE CONSTRUCT.
	RAILS & TRACK MATERIAL	6		6	RAILS,MAT.VOIE FERREE
	PIPES,TUBES:IRON,STEEL	5,143	24	5,167	TUYAUX,TUBES:FER,ACIER
	WIRE	2,781		2,781	FIL METALLIQUE
	ZINC AND ALLOYS		6,200	6,200	ZINC ET ALLIAGES
	METAL FAB.BASIC PROD.	1,179	129	1,308	OUVR.DE BASE EN METAL
	BRICKS,TILES NES	205		205	BRIQUES,TUILLES NDA
	ASBESTOS BASIC PRDD.		582	582	OUVR.DE BASE AMIANTE
	CEMENT BASIC PROD.	6,918		6,918	OUVR.DE BASE CIMENT
	TRACTORS	106		106	TRACTEURS
	MACHINERY NES	845	73	918	MACHINES NDA
	TRUCKS AND CHASSIS	504		504	CAMIONS ET CHASSIS
	EQUIPMENT MISC.	430		430	MATERIEL DIVERS
	PERSONAL,HSEHOLD GOODS	1,000		1,000	ART.PERS.ET MENAGERS
	CONTAINERS,CLOSURES	920		920	CONTENEURS,FERMETURES
	MISC. ENO PRODUCTS NES	681		681	PRODUITS FINIS DIV.NDA
	GENERAL CARGO	12,654	42	12,696	MARCHANDISES DIVERSES
PORT TOTAL	373,426 *	4,859,487 *	5,232,913 *	TOTAL DU PORT	
KINGSTON	BARLEY		24,626	24,626	ORGE
	WHEAT	53,557	77,991	131,548	BLE
	SALT		74,900	74,900	SEL
	GASOLINE		48,915	48,915	ESSENCE
	FUEL OIL	3,311	195,822	199,133	MAZOUT
	BAR AND RODS,STEEL		1,012	1,012	BARRES ET TIGES ACIER
	PORT TOTAL	56,868 *	423,266 *	480,134 *	TOTAL DU PORT
KINGSVILLE	GASOLINE	668		668	ESSENCE
	FUEL OIL	741		741	MAZOUT
	PORT TOTAL	1,409 *	*	1,409 *	TOTAL DU PORT
LITTLE CURRENT	IRON ORE AND CONC	35,087		35,087	MINERAU,CONC.DE FER
	METALLIC SALTS		5,178	5,178	SELS METALLIQUES
	GASOLINE		17,167	17,167	ESSENCE
	FUEL OIL		9,348	9,348	MAZOUT
	LUBRICATING OIL,GREASE		9	9	HUILE,GRAISSE LUBRIF.
PORT TOTAL	35,087 *	31,702 *	66,789 *	TOTAL DU PORT	
MARATHON	SALT		14,391	14,391	SEL
	GASOLINE		6,477	6,477	ESSENCE
	FUEL OIL		58,326	58,326	MAZOUT
	PORT TOTAL	*	79,194 *	79,194 *	TOTAL DU PORT
MICHIPICOTEN HARBOUR	IRON ORE AND CONC	31,898		31,898	MINERAU,CONC.DE FER
	GASOLINE		12,781	12,781	ESSENCE
	FUEL OIL		28,961	28,961	MAZOUT
	PORT TOTAL	31,898 *	41,742 *	73,640 *	TOTAL DU PORT
MIDLAND	OATS		33,858	33,858	AVOINE
	WHEAT	84,451	615,310	699,761	BLE
	STONE,CRUDE NES		306,777	306,777	PIERRE BRUTE NDA
	PORT TOTAL	84,451 *	955,945 *	1,040,396 *	TOTAL DU PORT
MORRISBURG	FUEL OIL		101,456	101,456	MAZOUT
	PORT TOTAL	*	101,456 *	101,456 *	TOTAL DU PORT
NANTICOKE	COAL,BITUMINOUS		171,601	171,601	CHARBON BITUMINEUX
	PORT TOTAL	*	171,601 *	171,601 *	TOTAL DU PORT
OAKVILLE	GASOLINE	16,985		16,985	ESSENCE
	FUEL OIL	94,297	11,196	105,493	MAZOUT
	PORT TOTAL	111,282 *	11,196 *	122,478 *	TOTAL DU PORT
OSHAWA	RAW SUGAR		11,226	11,226	SUCRE BRUT
	RUBBER FAB.MATERIALS	158		158	DEMI-PRD.CAOUTCHOUC
	GASOLINE		56,696	56,696	ESSENCE
	FUEL OIL		91,039	91,039	MAZOUT
PORT TOTAL	158 *	158,961 *	159,119 *	TOTAL DU PORT	
OWEN SOUND	BARLEY		42,867	42,867	ORGE
	OATS		6,321	6,321	AVOINE
	WHEAT	40,500	129,798	170,298	BLE
	HULLS,SCREENINGS,CHAFF		12,934	12,934	ECOLURES,CRIBLURES,BAL
	METALLIC SALTS		8,750	8,750	SELS METALLIQUES
	GASOLINE		36,760	36,760	ESSENCE
	FUEL OIL		19,145	19,145	MAZOUT
	PORT TOTAL	40,500 *	256,575 *	297,075 *	TOTAL DU PORT
	PARRY SOUND	SALT		101,415	101,415

TABLE 11. CARGOES HANDLED AT CANADIAN PORTS, IN COASTWISE SHIPPING, IN 1975

TABLÉAU 11. MARCHANDISES MANUTENTIONNÉES DANS LES PORTS CANADIENS, EN CABOTAGE NATIONAL, EN 1975

PORT PORT	COMMODITY	TONS LOADED TONNES CHARGÉES	TONS UNLOADED TONNES DECHARGÉES	TOTAL TOTAL	MARCHANDISES
PARRY SOUND (CONTO. - SUITE)	GASOLINE	4,149	152,601	156,750	ESSENCE
	FUEL OIL		253,484	253,484	MAZOUT
	PORT TOTAL	4,149 *	507,500 *	511,649 *	TOTAL DU PORT
PICTON	GYPSUM		59,179	59,179	GYPSE
	CEMENT	288,672		288,672	CIMENT
	PORT TOTAL	288,672 *	59,179 *	347,851 *	TOTAL DU PORT
PORT COLBORNE	BARLEY		1,154	1,154	ORGE
	CORN	49,826		49,826	MAIS
	RYE	25,035	2,460	27,495	SEIGLE
	WHEAT	146,486	381,349	527,835	BLE
	SOYA BEANS		3,780	3,780	GRAINE DE SOYA
	IRON ORE AND CONC		98,272	98,272	MINÉRAI, CONC. DE FER
	INORGANIC CHEMS. NES	400		400	PROD. CHIM. INORG. NDA
	FUEL OIL		143,913	143,913	MAZOUT
	PIG IRON	1,016		1,016	FER EN GUEUSE
	TRACTORS		9	9	TRACTEURS
	PORT TOTAL	222,763 *	630,937 *	853,700 *	TOTAL DU PORT
PORT CREDIT	CRUDE PETROLEUM	157,466		157,466	PETROLE BRUT
	SYNTHETIC RUBBER		1,100	1,100	CAOUTCHOUC SYNTHÉTIQUE
	GASOLINE	14,531		14,531	ESSENCE
	FUEL OIL	62,764		62,764	MAZOUT
	PORT TOTAL	234,761 *	1,100 *	235,861 *	TOTAL DU PORT
PORT MAITLAND	WHEAT		5,437	5,437	BLE
	PORT TOTAL	*	5,437 *	5,437 *	TOTAL DU PORT
PORT MCNICOLL	WHEAT	42,785	235,853	278,638	BLE
	PORT TOTAL	42,785 *	235,853 *	278,638 *	TOTAL DU PORT
PORT STANLEY	CORN	17,206		17,206	MAIS
	WHEAT	30,353		30,353	BLE
	METALLIC SALTS		15,342	15,342	SELS METALLIQUES
	GASOLINE		24,556	24,556	ESSENCE
	FUEL OIL		79,814	79,814	MAZOUT
	PORT TOTAL	47,559 *	119,712 *	167,271 *	TOTAL DU PORT
PORT SCOTT	BARLEY		43,743	43,743	ORGE
	MAIS		24,964	24,964	AVOINE
	WHEAT	120,361	208,650	329,011	BLE
	SALT		47,602	47,602	SEL
	PORT TOTAL	120,361 *	354,835 *	475,196 *	TOTAL DU PORT
RED ROCK	PAPERBOARD	7,082		7,082	CARTON
	PORT TOTAL	7,082 *	*	7,082 *	TOTAL DU PORT
ST. CATHARINES	STONE, CRUDE NES		15,000	15,000	PIERRE BRUTE NDA
	GASOLINE		9,519	9,519	ESSENCE
	FUEL OIL		109,064	109,064	MAZOUT
	PORT TOTAL	*	133,583 *	133,583 *	TOTAL DU PORT
SARNIA	BARLEY		49,720	49,720	ORGE
	CORN	53,821		53,821	MAIS
	RYE		2,540	2,540	SEIGLE
	WHEAT	174,624	128,516	303,140	BLE
	SOYA BEANS	42,041		42,041	GRAINE DE SOYA
	INORGANIC CHEMS. NES	174,230	5,163	179,393	PROD. CHIM. INORG. NDA
	GLYCOL	8,771		8,771	GLYCOL
	ORGANIC CHEMICALS NES		18,386	18,386	PROD. CHIM. ORGAN. NDA
	SYNTHETIC RUBBER	1,100		1,100	CAOUTCHOUC SYNTHÉTIQUE
	GASOLINE	1,045,621		1,045,621	ESSENCE
	FUEL OIL	1,316,441	107,442	1,423,883	MAZOUT
	LUBRICATING OIL, GREASE	13,488	125,745	139,233	HUILE, GRAISSE LUBRIF.
	PETROL. COAL PROD. NES	45,235	20,026	65,261	DERIVE PETR. CHARB. NDA
	PORT TOTAL	2,875,372 *	457,538 *	3,332,910 *	TOTAL DU PORT
SAULT STE. MARIE	IRON ORE AND CONC		1,035,022	1,035,022	MINÉRAI, CONC. DE FER
	LIMESTONE	300		300	PIERRE CALCAIRE
	GASOLINE		157,965	157,965	ESSENCE
	FUEL OIL		284,125	284,125	MAZOUT
	PETROL. COAL PROD. NES	16,456	1,300	17,756	DERIVE PETR. CHARB. NDA
	PIG IRON		1,016	1,016	FER EN GUEUSE
	PRIMARY IRON, STEEL NES	3,141		3,141	FER, ACIER PRIMAIR. NDA
	CASTINGS, FORGINGS	13,728		13,728	MOUL. PIÉCES FORGÉES
	BAR AND RODS, STEEL	2,641		2,641	BARRES ET TIGES ACIER
	PLATE & SHEET STEEL	131,074	188	131,262	TÔLES, FEUILLES D'ACIER
	STRUCTURAL SHAPES	33,733		33,733	PROFILES DE CONSTRUCT.
	RAILS & TRACK MATERIAL	5,935		5,935	RAILS, MAT. VOIE FERRÉE
	PIPES, TUBES, IRON, STEEL	2,539		2,539	TUYAUX, TUBES: FER, ACIER
	TRACTORS	9	9	18	TRACTEURS

TABLE 11. CARGOES HANDLED AT CANADIAN PORTS, IN COASTWISE SHIPPING, IN 1975

TABLEAU 11. MARCHANDISES MANUTENTIONNEES DANS LES PORTS CANADIENS, EN CABOTAGE NATIONAL, EN 1975

PORT PORT	COMMODITY	TONS LOADED TONNES CHARGÉES	TONS UNLOADED TONNES DECHARGÉES	TOTAL TOTAL	MARCHANDISES
SAULT STE. MARIE (CONTD. - SUITE)	MACHINERY NES		1,367	1,367	MACHINES NDA
	CONTAINERS,CLOSURES	16		16	CONTENEURS,FERMETURES
	PORT TOTAL	209,572 *	1,480,992 *	1,690,564 *	TOTAL DU PORT
SERPENT RIVER	SALT		13,000	13,000	SÉL
	PORT TOTAL	*	13,000 *	13,000 *	TOTAL DU PORT
THOROLD	STONE,CRUDE NES		23,058	23,058	PIERRE BRUTE NOA
	INORGANIC CHEMS. NES		71,019	71,019	PROD.CHIM.INORG.NDA
	TRACTORS	9		9	TRACTEURS
	MACHINERY NES	774		774	MACHINES NDA
	PORT TOTAL	783 *	94,077 *	94,860 *	TOTAL DU PORT
THUNDER BAY	DAIRY PROD.EGGS,HONEY		249	249	PROD.LAIT.,OEUFs,MIEL
	BARLEY	2,499,861		2,499,861	ORGE
	CORN	1,405		1,405	MAIS
	OATS	310,498		310,498	AVOINE
	RYE	131,022		131,022	SEIGLE
	WHEAT	9,465,387		9,465,387	BLÉ
	MALT AND MALT FLOUR	45,804		45,804	MALT ET FARINE DE MALT
	FRUITS, PREP. CANNED		13,918	13,918	FRUITS PREP. EN BOITE
	VEGETABLE PREP.NES		18,162	18,162	PREP. DE LEGUMES NDA
	MISC.FOOD PREP.NES		18,837	18,837	DIV.PREP.ALIM.NDA
	HULLS,SCREENINGS,CHAFF	58,822		58,822	ECOLURES,CRIBLURES,BAL
	CONC.COMPLETE FEEDS	2,639		2,639	CONC.,PROD.COMPLETES
	NON-ALCOHOLIC BEVERAGE	212	1,458	1,670	BOISSONS NON-ALCOOLIQ.
	WINES		1,077	1,077	VINS
	DIST.ALCOHOLIC BEV.		2,136	2,136	BOISS.ALCOOL.DIST.
	FLAXSEED	23,827		23,827	GRAINE DE LIN
	RAPESEED	20,906		20,906	GRAINE DE COLZA
	IRON ORE AND CONC	2,584,953		2,584,953	MINERAL,CONC.DE FER
	ZINC ORE AND CONC.	5,354		5,354	MINERAL,CONC.DE ZINC
	ORES AND CONC.NES		50	50	MINERAIS ET CONC.NDA
	COAL,BITUMINOUS	605,484		605,484	CHARBON BITUMINEUX
	SAND AND GRAVEL		14	14	SABLE ET GRAVIERES
	SALT		78,246	78,246	SÉL
	LUMBER AND TIMBER	2,282		2,282	BOIS OEUVRE ET CHARP.
	SAMMILL PRODUCTS NES	55		55	SCIAGES NOA
	VENEER,PLYWOOD	1,464		1,464	PLACAGES,CONTRE-PLAQ.
	NEWSPRINT PAPER		83	83	PAPIER JOURNAL
	PAPERBOARD	31,870		31,870	CARTON
	JUTE WOVEN FABRICS	6		6	TISSUS DE JUTE
	METALLIC SALTS		18,694	18,694	SELS METALLIQUES
	INORGANIC CHEMS. NES		80,415	80,415	PROD.CHIM.INORG.NDA
	PLASTIC MATERIALS		63	63	MATIERES PLASTIQUES
	DYESTUFF,PIGMENT,PAINT	3	34	37	MAT.COLOR.PIG.PEINTURE
	CHEM.SPECIALTIES NES		7,203	7,203	PROD.CHIM.SPECIALS NDA
	GASOLINE		195,673	195,673	ESSENCE
	FUEL OIL		290,397	290,397	MAZOUT
	LUBRICATING OIL,GREASE		177	177	HUILE,GRAISSE LUBRIF.
	ASPHALTS,ROAD OILS		101	101	ASPHALTE,BITUME LIQO.
	PETROL.COAL PRODNES		12,294	12,294	DERIVE PETR.CHARB.NDA
	FERRO-ALLGYS		304	304	FERRO-ALLIAGES
	PRIMARY IRON,STEEL NES		1,228	1,228	FER,ACIER PRIMAIR.NDA
	BARNS AND RODS,STEEL		1,073	1,073	BARRES ET TIGES ACIER
	PLATE & SHEET STEEL		192,752	192,752	TOLES,FEUILLES D'ACIER
	STRUCTURAL SHAPES		10,235	10,235	PROFILES DE CONSTRUCT.
	RAILS & TRACK MATERIAL		5,537	5,537	RAILS,MAT.VOIE FERREE
	PIPES,TUBES:IRON,STEEL	24	7,002	7,026	TUYAUX,TUBES:FER,ACIER
	WIRE		3,094	3,094	FIL METALLIQUE
	METAL FAB.BASIC PROD.		3,870	3,870	OUVR.DE BASE EN METAL
	BRICKS,TILES NES		205	205	BRIQUES,TUILES NOA
	CEMENT BASIC PROD.		6,918	6,918	OUVR.DE BASE CIMENT
TRACTORS		106	106	TRACTEURS	
MACHINERY NES		386	386	MACHINES NDA	
SHIPS,AIRCRAFT,MIS.VEH		5	5	NAVIRES,AVIONS,VEH.DIV	
EQUIPMENT MISC.		430	430	MATERIEL DIVERS	
PERSONAL,HSEHOLD GOODS		1,270	1,270	ART.PERS.ET MENAGERS	
CONTAINERS,CLOSURES		942	942	CONTENEURS,FERMETURES	
MISC. END PRODUCTS NES		681	681	PRODUITS FINIS DIV.NDA	
GENERAL CARGO	42	13,381	13,423	MARCHANDISES DIVERSES	
PORT TOTAL	15,791,920 *	988,700 *	16,780,620 *	TOTAL DU PORT	
TORONTO	BARLEY		114,954	114,954	ORGE
	OATS		10,616	10,616	AVOINE
	RYE		1,642	1,642	SEIGLE
	WHEAT	7,650	185,272	192,922	BLÉ
	MALT AND MALT FLOUR		2,484	2,484	MALT ET FARINE DE MALT
	FLAXSEED		23,827	23,827	GRAINE DE LIN
	SOYA BEANS		30,760	30,760	GRAINE DE SOYA
	COAL,BITUMINOUS		22,344	22,344	CHARBON BITUMINEUX
	SALT		144,759	144,759	SÉL
	VEG.OILS,FATS NES		3,587	3,587	HUIL.MAT.GRAS.VEG.NDA

TABLE 11. CARGOES HANDLED AT CANADIAN PORTS, IN COASTWISE SHIPPING, IN 1975

TABEAU 11. MARCHANDISES MANUTENTIONNEES DANS LES PORTS CANADIENS, EN CABOTAGE NATIONAL, EN 1975

PORT PORT	COMMODITY	TONS LOADED TONNES CHARGEES	TONS UNLOADED TONNES DECHARGEES	TOTAL TOTAL	MARCHANDISES
TORONTO (CONTD. - SUITE)	METALLIC SALTS		52,992	52,992	SELS METALLIQUES
	GLYCOL		3,017	3,017	GLYCOL
	GASOLINE	64,712	17,053	81,765	ESSENCE
	FUEL OIL	147,942	217,264	365,206	MAZOUT
	PETROL.COAL PROD.NES		6,035	6,035	DERIVE PETR.CHARB.NDA
	PLATE & SHEET STEEL		433	433	TOLES,FEUILLES D'ACIER
	CEMENT		480,875	480,875	CIMENT
	PORT TOTAL	220,304 *	1,317,914 *	1,538,218 *	TOTAL DU PORT
LAKEVIEW	COAL,BITUMINOUS		107,619	107,619	CHARBON BITUMINEUX
	PORT TOTAL	*	107,619 *	107,619 *	TOTAL DU PORT
WALLACEBURG	CORN	95,086		95,086	MAIS
	WHEAT	30,825		30,825	BLE
	PORT TOTAL	125,911 *	*	125,911 *	TOTAL DU PORT
WHITBY	GASOLINE		32,414	32,414	ESSENCE
	FUEL OIL		1,422	1,422	MAZOUT
	METAL FAB.BASIC PRDD.		38	38	OUVR.DE BASE EN METAL
	PORT TOTAL	*	33,874 *	33,874 *	TOTAL DU PORT
WINDSOR	CORN	30,877		30,877	MAIS
	RYE		9,546	9,546	SEIGLE
	WHEAT	89,933		89,933	BLE
	MALT AND MALT FLOUR		1,063	1,063	MALT ET FARINE DE MALT
	FRUITS, PREP. CANNED	11,133		11,133	FRUITS PREP. EN BOITE
	VEGETABLE PREP.NES	12,827		12,827	PREP. DE LEGUMES NDA
	VINEGAR	319		319	VINAIGRE
	MISC.FOOD PREP.NES	10,197		10,197	DIV.PREP.ALIM.NDA
	DIST.ALCOHOLIC BEV.	54		54	BOISS.ALCOOL.DIST.
	SALT	65,223		65,223	SEL
	LUMBER AND TIMBER		1,560	1,560	BOIS D'OEUVRE ET CHARP.
	SAWMILL PRODUCTS NES		55	55	SCIAGES NDA
	PAPERBOARD		1,178	1,178	CARTON
	METALLIC SALTS	11,443		11,443	SELS METALLIQUES
	DYESTUFF,PIGMENT,PAINT	34	3	37	MAT.COLOR.PIG.PEINTURE
	CHEM.SPECIALTIES NES	85		85	PROD.CHEM.SPECIALTIES NDA
	GASOLINE		264,160	264,160	ESSENCE
	FUEL OIL	4,965	138,691	143,656	MAZOUT
	LUBRICATING OIL,GREASE	10		10	HUILE,GRASSE LUBRIF.
	PRIMARY IRON,STEEL NES		3,141	3,141	FER,ACIER PRIMAIR.NDA
	CASTINGS,FORGINGS		11	11	MOUL.PIECES FORGEES
	BAR AND RODS,STEEL		1,266	1,266	BARRES ET TIGES D'ACIER
	PLATE & SHEET STEEL	246	121,408	121,656	TOLES,FEUILLES D'ACIER
	STRUCTURAL SHAPES		25,394	25,394	PROFILES DE CONSTRUCT.
	RAILS & TRACK MATERIAL		404	404	RAILS,MAT.VOIE FERREE
	PIPES,TUBES:IRON,STEEL		732	732	TUYAUX,TUBES:FER,ACIER
	ZINC AND ALLOYS		241	241	ZINC ET ALLIAGES
	CEMENT		51,300	51,300	CIMENT
	CEMENT BASIC PRDD.	75		75	OUVR.DE BASE CIMENT
	MACHINERY NES	176		176	MACHINES NDA
	SHIPS,AIRCRAFT,MIS.VEH	5		5	NAVIRES,AVIONS,VEH.DIV
	PERSONAL,HOUSEHOLD GOODS	270		270	ART.PERS.ET MENAGERS
	GENERAL CARGO	727		727	MARCHANDISES DIVERSES
	PORT TOTAL	238,601 *	620,153 *	858,754 *	TOTAL DU PORT
ONTARIO-NES/NDA	WHEAT	1,953		1,953	BLE
	SOYA BEANS	3,780		3,780	GRAINE DE SOYA
	LIMESTONE		300	300	PIERRE CALCAIRE
	GASOLINE		668	668	ESSENCE
	FUEL OIL		741	741	MAZOUT
	CEMENT		64,002	64,002	CIMENT
	PORT TOTAL	5,733 *	64,711 *	71,444 *	TOTAL DU PORT
	PROVINCE TOTAL	25,848,283 **	17,662,673 **	43,510,956 **	TOTAL DE LA PROVINCE
MANITOBA / MANITOBA CHURCHILL	MISC.FOOD PREP.NES	1,667		1,667	DIV.PREP.ALIM.NDA
	BOLTS,ROUND TIMBER	50		50	BILLOTS,BOIS RONDS
	BLDG.PAPER AND BOARD	1,505		1,505	PLAQ.CONSTR.,PAP/CART.
	FUEL OIL	10,208		10,208	MAZOUT
	PETROL.COAL PROD.NES	500		500	DERIVE PETR.CHARB.NDA
	TRUCKS AND CHASSIS	20		20	CAMIONS ET CHASSIS
	ROAD MOTOR VEH. NES	3		3	VEH.AUTOM.ROUTIERS NDA
	PERSONAL,HOUSEHOLD GOODS	200		200	ART.PERS.ET MENAGERS
	PORT TOTAL	14,153 *	*	14,153 *	TOTAL DU PORT
		PROVINCE TOTAL	14,153 **	**	14,153 **
BRITISH COLUMBIA / COLOMBIE-BRITANNIQUE ALERT BAY	MISC.FOOD PREP.NES		131	131	DIV.PREP.ALIM.NDA
	ALE,BEER,STOUT,PORTER		392	392	ALE,BIERE,STOUT,PORTER
	DIST.ALCOHOLIC BEV.		54	54	BOISS.ALCOOL.DIST.
	PORT TOTAL		577	577	TOTAL DU PORT

TABLE 11. CARGOES HANDLED AT CANADIAN PORTS, IN COASTWISE SHIPPING, IN 1975

TABLEAU 11. MARCHANDISES MANUTENTIONNEES DANS LES PORTS CANADIENS, EN CABOTAGE NATIONAL, EN 1975

PORT PORT	COMMODITY	TONS LOADED TONNES CHARGÉES	TONS UNLOADED TONNES DÉCHARGÉES	TOTAL TOTAL	MARCHANDISES
ALERT BAY (CONTD. - SUITE)	LOGS	5,800		5,800	BILLES
	LUMBER AND TIMBER		4	4	BOIS D'OEUVRE ET CHARP.
	WOOD FAB. MATERIALS		1	1	DEMI-PRODUITS EN BOIS
	BLDG. PAPER AND BOARD		78	78	PLAQ. CONSTR., PAP/CART.
	GASOLINE		1,909	1,909	ESSENCE
	FUEL OIL		5,914	5,914	MAZOUT
	LUBRICATING OIL, GREASE		272	272	HUILE, GRAISSE LUBRIF.
	STRUCTURAL SHAPES		4	4	PROFILES DE CONSTRUCT.
	PIPES, TUBES: IRON, STEEL		2	2	TUYAUX, TUBES: FER, ACIER
	METAL FAB. BASIC PROD.		162	162	OUVR. DE BASE EN METAL
	CEMENT		123	123	CIMENT
	MACHINERY NES		8	8	MACHINES NDA
	MOTOR VEHICLE ENGINES	8		8	MOTEURS DE VEH. AUTOM.
	CONTAINERS, CLOSURES	102	22	124	CONTENEURS, FERMETURES
PORT TOTAL	5,910 *	9,076 *	14,986 *	TOTAL DU PORT	
ANDYS BAY	LOGS		457,300	457,300	BILLES
	GASOLINE		1	1	ESSENCE
	FUEL OIL		476	476	MAZOUT
	LUBRICATING OIL, GREASE		4	4	HUILE, GRAISSE LUBRIF.
	METAL FAB. BASIC PROD.		542	542	OUVR. DE BASE EN METAL
PORT TOTAL	*	458,323 *	458,323 *	TOTAL DU PORT	
BAMBERTON	LIMESTONE		8,217	8,217	PIERRE CALCAIRE
	GASOLINE		20	20	ESSENCE
	FUEL OIL		57,431	57,431	MAZOUT
	CEMENT	302,666		302,666	CIMENT
PORT TOTAL	302,666 *	65,668 *	368,334 *	TOTAL DU PORT	
BEAVER COVE	MISC. FOOD PREP. NES		99	99	DIV. PREP. ALIM. NDA
	LOGS	171,085		171,085	BILLES
	VENEER, PLYWOOD		3	3	PLACAGES, CONTRE-PLAQ.
	BLDG. PAPER AND BOARD		206	206	PLAQ. CONSTR., PAP/CART.
	EXPLOS., FUSES, CAPS		175	175	EXPLOS., AMORCES, DET.
	GASOLINE		2,085	2,085	ESSENCE
	FUEL OIL		5,176	5,176	MAZOUT
	LUBRICATING OIL, GREASE		94	94	HUILE, GRAISSE LUBRIF.
	STRUCTURAL SHAPES		1	1	PROFILES DE CONSTRUCT.
	WIRE		21	21	FIL METALLIQUE
	METAL FAB. BASIC PROD.	16	803	819	OUVR. DE BASE EN METAL
	CEMENT BASIC PROD.		5	5	OUVR. DE BASE CIMENT
	MOTOR VEHICLE ENGINES	1		1	MOTEURS DE VEH. AUTOM.
	EQUIPMENT MISC.		9	9	MATERIEL DIVERS
	MISC. END PRODUCTS NES	11		11	PRODUITS FINIS DIV. NDA
GENERAL CARGO	1		1	MARCHANDISES DIVERSES	
PORT TOTAL	171,114 *	8,677 *	179,791 *	TOTAL DU PORT	
BEDWELL SOUND	GASOLINE		66	66	ESSENCE
	FUEL OIL		4	4	MAZOUT
	PORT TOTAL	*	70 *	70 *	TOTAL DU PORT
BEECHER BAY	LOGS	26,960		26,960	BILLES
	PORT TOTAL	26,960 *	*	26,960 *	TOTAL DU PORT
BELLA COOLA	MEAT, FRESH OR FROZEN		20	20	VIANDE, FRAICHE / CONG.
	MEAT AND MEAT PREP. NES		7	7	VIANDES ET PREP. NDA
	WHEAT FLOUR		10	10	FARINE DE BLE
	FRUITS, PREP. CANNED		5	5	FRUITS PREP. EN BOITE
	VEGETABLES, FRESH		5	5	LEGUMES, FRAIS
	VEGETABLE PREP. NES		16	16	PREP. DE LEGUMES NDA
	MISC. FOOD PREP. NES	1	287	288	DIV. PREP. ALIM. NDA
	GROUND CEREALS NES		2	2	CEREALES MOULUES NDA
	CONC. COMPLETE FEEDS		14	14	CONC., PROV. COMPLETES
	ALE, BEER, STOUT, PORTER		5	5	ALE, BIÈRE, STOUT, PORTER
	NURSERY, GREENHOUSE STOCK		7	7	PROD. PEPINIERE, SERRE
	LOGS	101,000		101,000	BILLES
	LUMBER AND TIMBER	12	25	37	BOIS D'OEUVRE ET CHARP.
	WOOD FAB. MATERIALS		37	37	DEMI-PRODUITS EN BOIS
	BLDG. PAPER AND BOARD		528	528	PLAQ. CONSTR., PAP/CART.
	FERTILIZERS NES		29	29	ENGRAIS CHIMIQUE NDA
	GASOLINE		3,391	3,391	ESSENCE
	FUEL OIL		1,813	1,813	MAZOUT
	LUBRICATING OIL, GREASE		494	494	HUILE, GRAISSE LUBRIF.
	PETROL, COAL PROD. NES		7	7	DERIVE PETR. CHARB. NDA
	PRIMARY IRON, STEEL NES		12	12	FER, ACIER PRIMAIRE NDA
	CASTINGS, FORGINGS		3	3	MOUL. PIÈCES FORGÉES
	BAR AND RODS, STEEL		9	9	BARRÉS ET TIGES ACIER
	STRUCTURAL SHAPES		104	104	PROFILES DE CONSTRUCT.
	PIPES, TUBES: IRON, STEEL		2	2	TUYAUX, TUBES: FER, ACIER
	WIRE		27	27	FIL METALLIQUE
	METAL FAB. BASIC PROD.	29	100	129	OUVR. DE BASE EN METAL
	BRICKS, TILES NES		10	10	BRIQUES, TUILLES NDA
	CEMENT		54	54	CIMENT

TABLE 11. CARGOES HANDLED AT CANADIAN PORTS, IN COASTWISE SHIPPING, IN 1975

TABLEAU 11. MARCHANDISES MANUTENTIONNEES DANS LES PORTS CANADIENS, EN CABOTAGE NATIONAL, EN 1975

PORT PORT	COMMODITY	TONS LOADED TONNES CHARGEES	TONS UNLOADED TONNES DECHARGEES	TOTAL TOTAL	MARCHANDISES
BELLA COOLA (CONTD. - SUITE)	TRACTORS		8	8	TRACTEURS
	PASS.AUTOS AND CHASSIS	5	7	12	VOITURES PART.,CHASSIS
	TRUCKS AND CHASSIS		10	10	CAMIONS ET CHASSIS
	ROAD MOTOR VEH. NES		10	10	VEH.AUTOM.ROUTIERS NDA
	SHIPS,AIRCRAFT,MIS.VEH		30	30	NAVIRES,AVIONS,VEH.DIV
	CONTAINERS,CLOSURES	3	12	15	CONTENEURS,FERMETURES
	GENERAL CARGO		36	36	MARCHANDISES DIVERSES
	PORT TOTAL	101,050 *	7,136 *	108,186 *	TOTAL DU PORT
BLIND BAY	LOGS	84,180		84,180	BILLES
	PORT TOTAL	84,180 *	*	84,180 *	TOTAL DU PORT
BLUBBER BAY	LIMESTONE	66,099		66,099	PIERRE CALCAIRE
	EXPLOS., FUSES, CAPS		787	787	EXPLOS.,AMDRGES, DET.
	GASOLINE		644	644	ESSENCE
	FUEL OIL		193	193	MAZOUT
	LUBRICATING OIL,GREASE		1,264	1,264	HUILE,GRAISSE LUBRIF.
	MACHINERY NES		2	2	MACHINES NDA
	PORT TOTAL	66,099 *	2,890 *	68,989 *	TOTAL DU PORT
BRITANNIA BEACH	PULPWOOD	4,000	44,310	48,310	BOIS A PATE
	SAND AND GRAVEL	763,187		763,187	SABLE ET GRAVIERS
	LIMESTONE		2,360	2,360	PIERRE CALCAIRE
	SALT		100	100	SEL
	HOGGED FUEL, WOOD		10,260	10,260	BOIS DE CHAUFFAGE
	PULP	15,650		15,650	PATE
	NEWSPRINT PAPER	2,209		2,209	PAPIER JOURNAL
	INORGANIC CHEMS. NES		3,180	3,180	PRD.CHIM.INGRG.NDA
	GASOLINE		41	41	ESSENCE
	FUEL OIL		55,098	55,098	MAZOUT
	METAL FAB.BASIC PRD.	157		157	OUVR.DE BASE EN METAL
	PORT TOTAL	785,203 *	115,349 *	900,552 *	TOTAL DU PORT
	CAMPBELL RIVER	LOGS	20,160	310,492	330,652
PULPWOOD		20,318	261,200	281,518	BOIS A PATE
LIMESTONE			2,500	2,500	PIERRE CALCAIRE
HOGGED FUEL, WOOD		2,900	600	3,500	BOIS DE CHAUFFAGE
WASTE AND SCRAP NES			47,600	47,600	DECHETS ET REBUTS NDA
LUMBER AND TIMBER		26,412		26,412	BOIS D'OEUVRE ET CHARP.
PULP		9,500		9,500	PATE
NEWSPRINT PAPER		25,888		25,888	PAPIER JOURNAL
PAPER NES		782		782	PAPIER NDA
BLDG.PAPER AND BOARD			600	600	PLAQ.CONSTR.,PAP/CART.
INORGANIC CHEMS. NES			34,299	34,299	PRD.CHIM.INGRG.NDA
GASOLINE			16,730	16,730	ESSENCE
FUEL OIL			76,225	76,225	MAZOUT
STRUCTURAL SHAPES			10	10	PROFILES DE CONSTRUCT.
WIRE		70		70	FIL METALLIQUE
METAL FAB.BASIC PRD.		42		42	OUVR.DE BASE EN METAL
CEMENT BASIC PRD.			1,150	1,150	OUVR.DE BASE CIMENT
SHIPS,AIRCRAFT,MIS.VEH			5	5	NAVIRES,AVIONS,VEH.DIV
EQUIPMENT MISC.		150	1	151	MATERIEL DIVERS
PORT TOTAL		106,222 *	751,412 *	857,634 *	TOTAL DU PORT
CHEMAINUS	LOGS	39,700	35,530	75,230	BILLES
	PULPWOOD	44,500	9,715	54,215	BOIS A PATE
	SAND AND GRAVEL	2,175		2,175	SABLE ET GRAVIERS
	LIMESTONE		3,003	3,003	PIERRE CALCAIRE
	HOGGED FUEL, WOOD	30,130		30,130	BOIS DE CHAUFFAGE
	LUMBER AND TIMBER	3,950	2,300	6,250	BOIS D'OEUVRE ET CHARP.
	FUEL OIL		3,000	3,000	MAZOUT
	PORT TOTAL	120,455 *	53,548 *	174,003 *	TOTAL DU PORT
CLID BAY	LOGS	10,000		10,000	BILLES
	PORT TOTAL	10,000 *	*	10,000 *	TOTAL DU PORT
COAL HARBOUR	LOGS	4,000		4,000	BILLES
	GASOLINE		107	107	ESSENCE
	MACHINERY NES		37	37	MACHINES NDA
	PORT TOTAL	4,000 *	144 *	4,144 *	TOTAL DU PORT
CDURTENAY	LOGS	28,779		28,779	BILLES
	SALT		425	425	SEL
	GASOLINE		6,255	6,255	ESSENCE
	FUEL OIL		27,985	27,985	MAZOUT
	PORT TOTAL	28,779 *	34,665 *	63,444 *	TOTAL DU PORT
COWICHAN BAY	LUMBER AND TIMBER	12,300	9,850	22,150	BOIS D'OEUVRE ET CHARP.
	GASOLINE		5,279	5,279	ESSENCE
	FUEL OIL		6,168	6,168	MAZOUT
	EQUIPMENT MISC.		5	5	MATERIEL DIVERS
	PORT TOTAL	12,300 *	21,302 *	33,602 *	TOTAL DU PORT

TABLE 11. CARGES HANDLED AT CANADIAN PORTS, IN COASTWISE SHIPPING, IN 1975

TABLEAU 11. MARCHANDISES MANUTENTIONNEES DANS LES PORTS CANADIENS, EN CABUTAGE NATIONAL, EN 1975

PORT PORT	COMMODITY	TONS LOADED TONNES CHARGEES	TONS UNLOADED TONNES DECHARGEES	TOTAL TOTAL	MARCHANDISES	
CROFTON	LOGS		32,680	32,680	BILLES	
	PULPWOOD		87,000	88,300	BOIS A PATE	
	SAND AND GRAVEL	1,300	20,000	20,000	SABLE ET GRAVIERS	
	WASTE AND SCRAP NES		1,900	1,900	DECHETS ET REBUTS NDA	
	LUMBER AND TIMBER	6,950	112,234	119,184	BOIS D'OEUVRE ET CHARP.	
	PULP	4,053		4,053	PATE	
	NEWSPRINT PAPER	3,781	1,380	5,161	PAPIER JOURNAL	
	METALLIC SALTS		200	200	SELS METALLIQUES	
	INDORGANIC CHEMS. NES		30,844	30,844	PROD. CHIM. INORG. NDA	
	FUEL OIL		64,755	64,755	MAZOUT	
	RAILS & TRACK MATERIAL		1,200	1,200	RAILS, MAT. VOIE FERREE	
	PORT TOTAL	16,084 *	352,193 *	368,277 *	TOTAL DU PORT	
ESQUIMALT	LOGS	12,240	168,860	181,100	BILLES	
	LUMBER AND TIMBER	6,620		6,620	BOIS D'OEUVRE ET CHARP.	
	FUEL OIL		8,386	8,386	MAZOUT	
	PORT TOTAL	18,860 *	177,246 *	196,106 *	TOTAL DU PORT	
GOLD RIVER	BOLTS, ROUND TIMBER	1,100		1,100	BILLOTS, BOIS RONDS	
	PULPWOOD		89,990	89,990	BOIS A PATE	
	LUMBER AND TIMBER	1,600		1,600	BOIS D'OEUVRE ET CHARP.	
	PULP	13,000		13,000	PATE	
	METALLIC SALTS		800	800	SELS METALLIQUES	
	INDORGANIC CHEMS. NES		11,300	11,300	PROD. CHIM. INORG. NDA	
	GASOLINE		1,636	1,636	ESSENCE	
	FUEL OIL		13,881	13,881	MAZOUT	
PORT TOTAL	15,700 *	117,607 *	133,307 *	TOTAL DU PORT		
GOWLAND HARBOUR	LOGS	10,825		10,825	BILLES	
	PORT TOTAL	10,825 *	*	10,825 *	TOTAL DU PORT	
HOWE SOUND	LOGS	123,729	388,406	512,135	BILLES	
	GASOLINE		1,087	1,087	ESSENCE	
	FUEL OIL		4,205	4,205	MAZOUT	
	METAL FAB. BASIC PROD.		20	20	OUVR. DE BASE EN METAL	
	PORT TOTAL	123,729 *	393,718 *	517,447 *	TOTAL DU PORT	
JERVIS INLET	LOGS	8,880	55,500	64,380	BILLES	
	SAND AND GRAVEL	8,019		8,019	SABLE ET GRAVIERS	
	GASOLINE		76	76	ESSENCE	
	FUEL OIL		492	492	MAZOUT	
	PORT TOTAL	16,899 *	56,068 *	72,967 *	TOTAL DU PORT	
KIMSQUIT	LOGS	47,800		47,800	BILLES	
	PORT TOTAL	47,800 *	*	47,800 *	TOTAL DU PORT	
KITKATLA	BLDG. PAPER AND BOARD		154	154	PLAQ. CONSTR., PAP/CART.	
	GASOLINE		40	40	ESSENCE	
	FUEL OIL		351	351	MAZOUT	
	METAL FAB. BASIC PROD.		1	1	OUVR. DE BASE EN METAL	
	TRUCKS AND CHASSIS		7	7	CAMIONS ET CHASSIS	
	MOTOR VEHICLE ENGINES		5	5	MOTEURS DE VEH. AUTOM.	
	ROAD MOTOR VEH. NES		5	5	VEH. AUTOM. ROUTIERS NDA	
	PORT TOTAL	*	563 *	563 *	TOTAL DU PORT	
	KITIMAT	MISC. FOOD PREP. NES	157	94	251	DIV. PREP. ALIM. NDA
		ALE, BEER, STOUT, PORTER	1	13	14	ALE, BIERE, STOUT, PORTER
		DIST. ALCOHOLIC BEV.	10		10	BOISS. ALCOOL. DIST.
LOGS		160,000		160,000	BILLES	
SALT		1		1	SEL	
LUMBER AND TIMBER		18		18	BOIS D'OEUVRE ET CHARP.	
VENEER, PLYWOOD		2		2	PLACAGES, CONTRE-PLAQ.	
BLDG. PAPER AND BOARD		2	57	59	PLAQ. CONSTR., PAP/CART.	
EXPLOS., FUSES, CAPS		6		6	EXPLOS., AMORCES, DET.	
FERTILIZERS NES		10		10	ENGRAIS CHIMIQUE NDA	
DYESTUFF, PIGMENT, PAINT		1		1	MAT. COLOR. PIG. PEINTURE	
GASOLINE			9,766	9,766	ESSENCE	
FUEL OIL			11,903	11,903	MAZOUT	
LUBRICATING OIL, GREASE		2	26	28	HUILE, GRAISSE LUBRIF.	
PETROL. COAL PROD. NES		22	1	23	DERIVE PETR. CHARB. NDA	
STRUCTURAL SHAPES		5	56	61	PROFILES DE CONSTRUCT.	
WIRE		52		52	FIL METALLIQUE	
ALUMINIUM		552		552	ALUMINIUM	
METAL FAB. BASIC PROD.		17	120	137	OUVR. DE BASE EN METAL	
MACHINERY NES			2	2	MACHINES NDA	
PASS. AUTOS AND CHASSIS		4		4	VOITURES PART., CHASSIS	
MOTOR VEHICLE ENGINES		6	1	7	MOTEURS DE VEH. AUTOM.	
ROAD MOTOR VEH. NES		324	4	328	VEH. AUTOM. ROUTIERS NDA	
SHIPS, AIRCRAFT, MIS. VEH			2	2	NAVIRES, AVIONS, VEH. DIV	
RUBBER TIRES AND TUBES		25	5	30	PNEUS, CHAMBRES A AIR	
EQUIPMENT MISC.		74	34	108	MATERIEL DIVERS	
PERSONAL, HOUSEHOLD GOODS		17	9	26	ART. PERS. ET MENAGERS	
FIREARMS, AMMUNITION	2		2	ARMES A FEU, MUNITIONS		

TABLE 11. CARGOES HANDLED AT CANADIAN PORTS, IN COASTWISE SHIPPING, IN 1975

TABLEAU 11. MARCHANDISES MANUTENTIONNEES DANS LES PORTS CANADIENS, EN CABOTAGE NATIONAL, EN 1975

PORT PORT	COMMODITY	TONS LOADED TONNES CHARGÉES	TONS UNLOADED TONNES DECHARGÉES	TOTAL TOTAL	MARCHANDISES
KITIMAT (CONTD. - SUITE)	CONTAINERS,CLOSURES	42	15	57	CONTENEURS,FERMETURES
	MISC. END PRODUCTS NES	9	2	11	PRODUITS FINIS DIV.NDA
	GENERAL CARGO	75	108	183	MARCHANDISES DIVERSES
	PORT TOTAL	161,436 *	22,218 *	183,654 *	TOTAL DU PORT
KNIGHT INLET	LOGS	66,500		66,500	BILLES
	EXPLOS., FUSES, CAPS		59	59	EXPLOS.,AMORCES, DET.
	PORT TOTAL	66,500 *	59 *	66,559 *	TOTAL DU PORT
LADYSMITH	LOGS	401,943	54,500	456,443	BILLES
	PULPWOOD	1,700		1,700	BOIS A PATE
	EXPLOS., FUSES, CAPS		1,119	1,119	EXPLOS.,AMORCES, DET.
	WIRE		210	210	FIL METALLIQUE
	METAL FAB.BASIC PROD.		115	115	OUVR.DE BASE EN METAL
	EQUIPMENT MISC.		150	150	MATERIEL DIVERS
	PORT TOTAL	403,643 *	56,094 *	459,737 *	TOTAL DU PORT
LT.ESPINOSA INL	LOGS	43,700		43,700	BILLES
	PORT TOTAL	43,700 *	*	43,700 *	TOTAL DU PORT
LONG BAY	FUEL OIL		371	371	MAZOUT
	PORT TOTAL	*	371 *	371 *	TOTAL DU PORT
LOUGHBROUGH INL	LOGS	5,967	8,000	13,967	BILLES
	GASOLINE		44	44	ESSENCE
	FUEL OIL		183	183	MAZOUT
	PORT TOTAL	5,967 *	8,227 *	14,194 *	TOTAL DU PORT
LYALL HARBOUR	GASOLINE		24	24	ESSENCE
	FUEL OIL		14	14	MAZOUT
	PORT TOTAL	*	38 *	38 *	TOTAL DU PORT
MAHATTA RIVER	MISC.FOOD PREP.NES		52	52	DIV.PREP.ALIM.NDA
	EXPLOS., FUSES, CAPS		63	63	EXPLOS.,AMORCES, DET.
	GASOLINE		182	182	ESSENCE
	FUEL OIL		597	597	MAZOUT
	MACHINERY NES	14	44	58	MACHINES NDA
	CONTAINERS,CLOSURES	7		7	CONTENEURS,FERMETURES
	PORT TOTAL	21 *	938 *	959 *	TOTAL DU PORT
MARBLE BAY	SAND AND GRAVEL		33,739	33,739	SABLE ET GRAVIERS
	LIMESTONE	18,200		18,200	PIERRE CALCAIRE
	MACHINERY NES		500	500	MACHINES NDA
	PORT TOTAL	18,200 *	34,239 *	52,439 *	TOTAL DU PORT
MARPOLE	CEMENT BASIC PROD.	1,600		1,600	OUVR.DE BASE CIMENT
	PORT TOTAL	1,600 *	*	1,600 *	TOTAL DU PORT
MASSET	MEAT,FRESH OR FROZEN		70	70	VIANDE,FRAICHE / CONG.
	MEAT AND MEAT PREP.NES		25	25	VIANDES ET PREP.NDA
	FISH,FRESH OR FROZEN	550		550	POISSON,FRAIS OU CONG.
	SHELL FISH,NES	137		139	MOLLUSQUES CRUST.,NDA
	FRUITS, PREP. CANNED		2	2	FRUITS PREP. EN BOITE
	VEGETABLES, FRESH		3	3	LEGUMES, FRAIS
	VEGETABLE PREP.NES		39	39	PREP. DE LEGUMES NDA
	MISC.FOOD PREP.NES		1,985	1,985	DIV.PREP.ALIM.NDA
	GROUND CEREALS NES		3	3	CEREALES MOULUES NDA
	CONG.COMPLETE FEEDS		17	17	CONG.,PROV.COMPLETES
	ALE,BEER,STOUT,PORTER		388	388	ALE,BIERE,STOUT,PORTER
	DIST.ALCOHOLIC BEV.		74	74	BOISS.ALCOOL.DIST.
	SALT		100	100	SEL
	LUMBER AND TIMBER		46	46	BOIS OEUVRE ET CHARP.
	WOOD FAB.MATERIALS		18	18	DEMI-PRODUITS EN BOIS
	BLDG.PAPER AND BOARD	3	784	787	PLAQ.CONSTR.,PAP/CART.
	INORGANIC CHEMS. NES		3	3	PROD.CHIM.INORG.NDA
	CHEM.SPECIALTIES NES		8	8	PROD.CHIM.SPECIALIAUX NDA
	GASOLINE		100	100	ESSENCE
	FUEL OIL		179	179	MAZOUT
	LUBRICATING OIL,GREASE	3	42	45	HUILE,GRAISSE LUBRIF.
	PETROL.COAL PROD.NES		7	7	DERIVE PETR.CHARB.NDA
	CASTINGS,FORGINGS		4	4	MOUL.PIECES FORGEES
	STRUCTURAL SHAPES		279	279	PROFILES DE CONSTRUCT.
	WIRE	3	8	11	FIL METALLIQUE
	METAL FAB.BASIC PROD.	104	629	733	OUVR.DE BASE EN METAL
	CEMENT		70	70	CIMENT
	LIME		32	32	CHAUX
	MACHINERY NES	59	163	222	MACHINES NDA
	PASS.AUTOS AND CHASSIS	4	70	74	VOITURES PART.,CHASSIS
	TRUCKS AND CHASSIS	56	71	127	CAMIONS ET CHASSIS
	MOTOR VEHICLE ENGINES	20	2	22	MOTEURS DE VEH.AUTOM.
	ROAD MOTOR VEH. NES	8	12	20	VEH.AUTOM.ROUTIERS NDA
SHIPS,AIRCRAFT,MIS.VEH	1	15	16	NAVIRES,AVIONS,VEH.DIV	
EQUIPMENT MISC.	30	50	80	MATERIEL DIVERS	

TABLE 11. CARGOES HANDLED AT CANADIAN PORTS, IN COASTWISE SHIPPING, IN 1975

TABLEAU 11. MARCHANDISES MANUTENTIONNEES DANS LES PORTS CANADIENS, EN CABOTAGE NATIONAL, EN 1975

PORT	COMMODITY	TONS LOADED TONNES CHARGEES	TONS UNLOADED TONNES DECHARGEES	TOTAL TOTAL	MARCHANDISES	
MASSET (CONTD. - SUITE)	PERSONAL,HOUSEHOLD GOODS	9	42	51	ART.PERS.ET MENAGERS	
	CONTAINERS,CLOSURES	113	60	173	CONTENEURS,FERMETURES	
	GENERAL CARGO	48	31	79	MARCHANDISES DIVERSES	
	PORT TOTAL	1,148 *	5,433 *	6,581 *	TOTAL DU PORT	
MENZIES BAY	LOGS	27,520	10,000	37,520	BILLES	
	WIRE		40	40	FIL METALLIQUE	
	METAL FAB.BASIC PROD.		15	15	OUVR.DE BASE EN METAL	
	PORT TOTAL	27,520 *	10,055 *	37,575 *	TOTAL DU PORT	
NAMU	FISH,FRESH OR FROZEN	709		709	POISSON,FRAIS OU CONG.	
	DAIRY PROD.EGGS,HONEY	7		7	PROD.LAIT.,OEUF,MIEL	
	MISC.FOOD PREP.NES	1	109	110	DIV.PREP.ALIM.NDA	
	SALT	2		2	SEL	
	PAPER NES		12	12	PAPIER NDA	
	BLDG.PAPER AND BOARD		1	1	PLAQ.CONSTR.,PAP/CART.	
	GASOLINE		307	307	ESSENCE	
	FUEL OIL		1,576	1,576	MAZOUT	
	METAL FAB.BASIC PROD.		51	51	OUVR.DE BASE EN METAL	
	NON-MET.MIN.BASIC PROD	25		25	PROD.MIN.NON-MET.BASE	
	MACHINERY NES	4	5	9	MACHINES NDA	
	MOTOR VEHICLE ENGINES	25		25	MOTEURS DE VEH.AUTOM.	
	SHIPS,AIRCRAFT,MIS.VEH		3	3	NAVIRES,AVIONS,VEH.DIV	
	EQUIPMENT MISC.	3	10	13	MATERIEL DIVERS	
	CONTAINERS,CLOSURES	33	28	61	CONTENEURS,FERMETURES	
	PORT TOTAL	809 *	2,102 *	2,911 *	TOTAL DU PORT	
	NANAIMO	LOGS	12,880	150,540	163,420	BILLES
PULPWOOD		16,436	22,292	38,728	BOIS A PATE	
SAND AND GRAVEL			2,400	2,400	SABLE ET GRAVIERS	
LIMESTONE			11,522	11,522	PIERRE CALCAIRE	
SALT			29,310	29,310	SEL	
SULPHUR IN ORES			1,237	1,237	SOUFRE EN MINERAL	
CRUDE NON-MET.MIN.NES			50	50	MIN.NON-MET.BRUTS NDA	
HOGGED FUEL, WOOD			1,500	1,500	BOIS DE CHAUFFAGE	
LUMBER AND TIMBER			11,750	11,750	BOIS D'OEUVRE ET CHARP.	
VENEER,PLYWOOD			3,300	3,300	PLACAGES,CONTRE-PLAQ.	
PULP		15,769		15,769	PATE	
NEWSPRINT PAPER		500	8,240	8,740	PAPIER JOURNAL	
BLDG.PAPER AND BOARD			16,828	16,828	PLAQ.CONSTR.,PAP/CART.	
OILS,FATS,WAXES NES		76		76	HUIL.MAT.GRAS.CIRE NDA	
SULPHURIC ACID		75	1,266	1,341	ACIDE SULFURIQUE	
METALLIC SALTS			1,447	1,447	SELS METALLIQUES	
INORGANIC CHEMS. NES		857	5,797	6,654	PROD.CHIM.INGRG.NDA	
DYESTUFF,PIGMENT,PAINT			60	60	MAT.COLOR.PIG.PEINTURE	
GASOLINE			102,188	102,188	ESSENCE	
FUEL OIL			178,454	178,454	MAZOUT	
PETROL.COAL PROD.NES			1,500	1,500	OERIVE PETR.CHARB.NDA	
METAL FAB.BASIC PROD.		65		65	OUVR.DE BASE EN METAL	
CEMENT BASIC PROD.			3,581	3,581	OUVR.DE BASE CIMENT	
MACHINERY NES			325	325	MACHINES NDA	
CONTAINERS,CLOSURES		1,446		1,446	CONTENEURS,FERMETURES	
MISC. END PRODUCTS NES			50	50	PRODUITS FINIS DIV.NDA	
PORT TOTAL		48,104 *	553,637 *	601,741 *	TOTAL DU PORT	
NEW WESTMINSTER		LOGS	7,650	174,374	182,024	BILLES
		PULPWOOD	85,565	1,000	86,565	BOIS A PATE
		SAND AND GRAVEL	632,113	265,767	897,880	SABLE ET GRAVIERS
	LIMESTONE	1,600	77,435	79,035	PIERRE CALCAIRE	
	STONE,CRUDE NES	28,900		28,900	PIERRE BRUTE NDA	
	HOGGED FUEL, WOOD	3,000		3,000	BOIS DE CHAUFFAGE	
	WASTE AND SCRAP NES	3,100		3,100	DECHETS ET REBUTS NDA	
	LUMBER AND TIMBER	7,825		7,825	BOIS D'OEUVRE ET CHARP.	
	PULP		8,500	8,500	PATE	
	NEWSPRINT PAPER		4,737	4,737	PAPIER JOURNAL	
	BLDG.PAPER AND BOARD		636	636	PLAQ.CONSTR.,PAP/CART.	
	ORGANIC CHEMICALS NES		21,144	21,144	PROD.CHIM.ORGAN.NDA	
	EXPLOS., FUSES, CAPS		149	149	EXPLOS.,AMORCES, DET.	
	FUEL OIL		4,754	4,754	MAZOUT	
	WIRE	110		110	FIL METALLIQUE	
	METAL FAB.BASIC PROD.	120		120	OUVR.DE BASE EN METAL	
	CEMENT	9,800	147,320	157,120	CIMENT	
	CEMENT BASIC PROD.	600	13,911	14,511	OUVR.DE BASE CIMENT	
	MACHINERY NES	45	61	106	MACHINES NDA	
	ROAD MOTOR VEH. NES	200		200	VEH.AUTOM.ROUTIERS NDA	
	EQUIPMENT MISC.	110		110	MATERIEL DIVERS	
	MISC. END PRODUCTS NES	250	200	450	PRODUITS FINIS DIV.NDA	
	PORT TOTAL	780,988 *	721,338 *	1,502,326 *	TOTAL DU PORT	
N. ARM FRASER R.	LOGS		214,965	214,965	BILLES	
	PORT TOTAL	*	214,965 *	214,965 *	TOTAL DU PORT	
OCEAN FALLS	MISC.FOOD PREP.NES		652	652	DIV.PREP.ALIM.NDA	

TABLE 11. CARGOES HANDLED AT CANADIAN PORTS, IN COASTWISE SHIPPING, IN 1975

TABLEAU 11. MARCHANDISES MANUTENTIONNEES DANS LES PORTS CANADIENS, EN CABOTAGE NATIONAL, EN 1975

PORT PORT	COMMOITY	TONS LOADED TONNES CHARGEES	TONS UNLOADED TONNES DECHARGEES	TOTAL TOTAL	MARCHANDISES
OCEAN FALLS (CONTD. - SUITE)	ALE, BEER, STOUT, PORTER	1	245	246	ALE, BIÈRE, STOUT, PORTER
	DIST. ALCOHOLIC BEV.		80	80	BOISS. ALCOOL. DIST.
	LOGS		127,000	127,000	BILLES
	LUMBER AND TIMBER	9		9	BOIS D'OEUVRE ET CHARP.
	BLOG. PAPER AND BOARD		27	27	PLAQ. CONSTR., PAP/CART.
	EXPLOS., FUSES, CAPS		19	19	EXPLOS., AMORCES, DET.
	FUEL OIL		27,910	27,910	MAZOUT
	STRUCTURAL SHAPES		3	3	PROFILES DE CONSTRUCT.
	METAL FAB. BASIC PROD.	218	449	667	OUVR. DE BASE EN METAL
	PASS. AUTOS AND CHASSIS	7	5	12	VOITURES PART., CHASSIS
	MOTOR VEHICLE ENGINES		4	4	MOTEURS DE VEH. AUTOM.
	SHIPS, AIRCRAFT, MIS. VEH		2	2	NAVIRES, AVIONS, VEH. DIV
	EQUIPMENT MISC.	12		12	MATERIEL DIVERS
	PERSONAL, HSEHOLD GOODS	17	3	20	ART. PERS. ET MENAGERS
	CONTAINERS, CLOSURES	109	28	137	CONTENEURS, FERMETURES
	GENERAL CARGO	1		1	MARCHANDISES DIVERSES
	PORT TOTAL	374 *	156,427 *	156,801 *	TOTAL DU PORT
PORT ALBERNI	FISH, FRESH OR FROZEN	5		5	POISSON, FRAIS OU CONG.
	LOGS	80,367	297,474	377,841	BILLES
	LIMESTONE		2,000	2,000	PIERRE CALCAIRE
	GASOLINE		3,800	3,800	ESSENCE
	FUEL OIL		24,395	24,395	MAZOUT
	EQUIPMENT MISC.	2		2	MATERIEL DIVERS
	MISC. END PRODUCTS NES		600	600	PRODUITS FINIS DIV. NDA
	GENERAL CARGO	322	198	520	MARCHANDISES DIVERSES
	PORT TOTAL	80,696 *	328,467 *	409,163 *	TOTAL DU PORT
	PORT HAROY	MISC. FOOD PREP. NES	1	312	313
ALE, BEER, STOUT, PORTER			1,057	1,057	ALE, BIÈRE, STOUT, PORTER
DIST. ALCOHOLIC BEV.			136	136	BOISS. ALCOOL. DIST.
BLOG. PAPER AND BOARD			73	73	PLAQ. CONSTR., PAP/CART.
CHEM. SPECIALTIES NES			3	3	PROD. CHIM. SPECIAUX NDA
GASOLINE		1,037	6,796	7,833	ESSENCE
FUEL OIL		1,915	8,448	10,363	MAZOUT
LUBRICATING OIL, GREASE			36	36	HUILE, GRAISSE LUBRIF.
STRUCTURAL SHAPES			1	1	PROFILES DE CONSTRUCT.
PIPES, TUBES: IRON, STEEL			2	2	TUYAUX, TUBES: FER, ACIER
WIRE		2	16	18	FIL METALLIQUE
METAL FAB. BASIC PROD.			151	151	OUVR. DE BASE EN METAL
BRICKS, TILES NES			6	6	BRIQUES, TUILES NDA
CEMENT			1	1	CEMENT
TRACTORS		2	11	13	TRACTEURS
MACHINERY NES		11	2	13	MACHINES NDA
MOTOR VEHICLE ENGINES		2		2	MOTEURS DE VEH. AUTOM.
ROAD MOTOR VEH. NES		1	1	VEH. AUTOM. ROUTIERS NDA	
SHIPS, AIRCRAFT, MIS. VEH		2	2	NAVIRES, AVIONS, VEH. DIV	
EQUIPMENT MISC.		16	16	MATERIEL DIVERS	
CONTAINERS, CLOSURES	626		626	CONTENEURS, FERMETURES	
GENERAL CARGO	32		32	MARCHANDISES DIVERSES	
PORT TOTAL	3,628 *	17,070 *	20,698 *	TOTAL DU PORT	
PORT HARVEY	LOGS	34,960	4,320	39,280	BILLES
	PORT TOTAL	34,960 *	4,320 *	39,280 *	TOTAL DU PORT
PORT MELLON	LOGS	6,640		6,640	BILLES
	PULPMOOD	2,600	64,750	67,350	BOIS A PATE
	LIMESTONE		8,104	8,104	PIERRE CALCAIRE
	HOGGED FUEL, WOOD		16,600	16,600	BOIS DE CHAUFFAGE
	WASTE AND SCRAP NES		5,598	5,598	DECHETS ET REBUTS NDA
	LUMBER AND TIMBER		81	81	BOIS D'OEUVRE ET CHARP.
	PULP	3,100		3,100	PATE
	SULPHURIC ACID		200	200	ACIDE SULFURIQUE
	INDORGANIC CHEMS. NES		6,330	6,330	PROD. CHIM. INORG. NDA
	ORGANIC CHEMICALS NES		200	200	PROD. CHIM. ORGAN. NDA
	GASOLINE		15	15	ESSENCE
	FUEL OIL		41,096	41,096	MAZOUT
	WIRE		30	30	FIL METALLIQUE
	EQUIPMENT MISC.		20	20	MATERIEL DIVERS
	PORT TOTAL	12,340 *	143,024 *	155,364 *	TOTAL DU PORT
PORT MCNEILL	MISC. FOOD PREP. NES		212	212	DIV. PREP. ALIM. NDA
	ALE, BEER, STOUT, PORTER		542	542	ALE, BIÈRE, STOUT, PORTER
	VENEER, PLYWOOD		1	1	PLACAGES, CONTRE-PLAQ.
	BLOG. PAPER AND BOARD		71	71	PLAQ. CONSTR., PAP/CART.
	ORGANIC CHEMICALS NES		3	3	PROD. CHIM. ORGAN. NDA
	EXPLOS., FUSES, CAPS		637	637	EXPLOS., AMORCES, DET.
	GASOLINE		1,706	1,706	ESSENCE
	FUEL OIL		2,350	2,350	MAZOUT
	LUBRICATING OIL, GREASE		321	321	HUILE, GRAISSE LUBRIF.
	STRUCTURAL SHAPES		3	3	PROFILES DE CONSTRUCT.
	WIRE		153	153	FIL METALLIQUE
	METAL FAB. BASIC PROD.	1	468	469	OUVR. DE BASE EN METAL

TABLE 11. CARGOES HANDLED AT CANADIAN PORTS, IN COASTWISE SHIPPING, IN 1975

TABLEAU 11. MARCHANDISES MANUTENTIONNEES DANS LES PORTS CANADIENS, EN CABOTAGE NATIONAL, EN 1975

PORT PORT	COMMODITY	TONS LOADED TONNES CHARGÉES	TONS UNLOADED TONNES DECHARGÉES	TOTAL TOTAL	MARCHANDISES	
PORT MCNEILL (CONTD. - SUITE)	MACHINERY NES	6		6	MACHINES NDA	
	MOTOR VEHICLE ENGINES	3	2	5	MOTEURS DE VEH.AUTOM.	
	CONTAINERS,CLOSURES	119	124	243	CONTENEURS,FERMETURES	
	PORT TOTAL	129 *	6,593 *	6,722 *	TOTAL DU PORT	
PORT RENFREW	GASOLINE		912	912	ESSENCE	
	FUEL OIL		2,187	2,187	MAZOUT	
	PORT TOTAL	*	3,099 *	3,099 *	TOTAL DU PORT	
	POWELL RIVER	MEAT,FRESH OR FROZEN	4	206	210	VIANDE,FRAICHE / CONG.
MEAT AND MEAT PREP.NES		1	27	28	VIANDES ET PREP.NDA	
DAIRY PROD.,EGGS,HONEY		1	35	36	PRD.LAIT.,OEUFS,MIEL	
VEGETABLES, FRESH		2	888	890	LEGUMES, FRAIS	
VEGETABLES, FROZEN			15	15	LEGUMES, CONGELES	
VEGETABLE PREP.NES			19	19	PREP. DE LEGUMES NDA	
MISC.FOOD PREP.NES		11	1,807	1,818	DIV.PREP.ALIM.NDA	
LOGS		125,500	286,680	412,180	BILLES	
PULPWOOD		1,200	113,295	114,495	BOIS A PATE	
IRON AND STEEL SCRAP		1,510		1,510	DECHETS DE FER, DACIER	
SAND AND GRAVEL		7,975		7,975	SABLE ET GRAVIERS	
SALT			4,474	4,474	SEL	
HOGGED FUEL, WOOD			62,950	62,950	BOIS DE CHAUFFAGE	
WASTE AND SCRAP NES			2,748	2,748	DECHETS ET REBUTS NDA	
LUMBER AND TIMBER		48,148	424	48,572	BOIS D'OEUVRE ET CHARP.	
SHINGLES AND SHAKES		125		125	BARDEAUX,BARD.FAÇADE	
WOOD FAB.MATERIALS			970	970	DEMI-PRODUITS EN BOIS	
PULP		2,837		2,837	PATE	
NEWSPRINT PAPER		165,092		165,092	PAPIER JOURNAL	
PAPER NES		500		500	PAPIER NDA	
PAPERBOARD			247	247	CARTON	
BLDG.PAPER AND BOARD		117	1,655	1,772	PLAQ.CONSTR.,PAP/CART.	
SULPHURIC ACID			830	830	ACIDE SULFURIQUE	
METALLIC SALTS			3,445	3,445	SELS METALLIQUES	
INORGANIC CHEMS. NES			8,035	8,035	PROD.CHIM.INORG.NDA	
EXPLOS., FUSES, CAPS			8	8	EXPLOS.,AMORCES, DET.	
GASOLINE			11,406	11,406	ESSENCE	
FUEL OIL		6,114	61,640	67,754	MAZOUT	
LUBRICATING OIL,GREASE		28	1,938	1,966	HUILE,GRAISSE LUBRIF.	
PETROL.COAL PROD.NES		3	130	133	DERIVE PETR.CHARB.NDA	
BARNS AND RODS,STEEL			111	111	BARRES ET TIGES ACIER	
STRUCTURAL SHAPES			235	235	PROFILES DE CONSTRUCT.	
PIPES,TUBES:IRON,STEEL			900	900	TUYAUX,TUBES:FER,ACIER	
WIRE		45	40	85	FIL METALLIQUE	
METAL FAB.BASIC PROD.		365	451	816	OUVR.OE BASE EN METAL	
MACHINERY NES		65	3,157	3,222	MACHINES NDA	
PASS.AUTOS AND CHASSIS		6	66	72	VOITURES PART.,CHASSIS	
TRUCKS AND CHASSIS		24	245	269	CAMIONS ET CHASSIS	
MOTOR VEHICLE ENGINES			50	50	MOTEURS DE VEH.AUTOM.	
ROAD MOTOR VEH. NES			30	30	VEH.AUTOM.ROUTERS NDA	
EQUIPMENT MISC.		105	318	423	MATERIEL DIVERS	
PERSONAL,HOUSEHOLD GOODS		65	186	251	ART.PERS.ET MENAGERS	
CONTAINERS,CLOSURES		38		38	CONTENEURS,FERMETURES	
MISC. END PRODUCTS NES		100	1,525	1,625	PRODUITS FINIS DIV.NDA	
GENERAL CARGO		2,128	9,198	11,326	MARCHANDISES DIVERSES	
PORT TOTAL		362,109 *	581,039 *	943,148 *	TOTAL DU PORT	
PRINCE RUPERT		MEAT,FRESH OR FROZEN		65	65	VIANDE,FRAICHE / CONG.
		MEAT AND MEAT PREP.NES		5	5	VIANDES ET PREP.NDA
		FISH,FRESH OR FROZEN	227	459	686	POISSON,FRAIS OU CONG.
		FISH,CANNED	10		10	POISSON EN BOITES
		SHELL FISH,NES	480	7	487	MOLLUSQUES CRUST.,NDA
		FRUITS, PREP. CANNED		6	6	FRUITS PREP. EN BOITE
		VEGETABLES, FRESH		18	18	LEGUMES, FRAIS
		VEGETABLE PREP.NES		55	55	PREP. DE LEGUMES NDA
		SUGAR PREPARATIONS		9	9	PREP. A BASE DE SUCRE
		MISC.FOOD PREP.NES	1,465	5,886	7,351	DIV.PREP.ALIM.NDA
		FEEDS OF ANIMAL ORIGIN		16	16	PROV.DORIGINE ANIMALE
		ALE,BEER,STOUT,PORTER	6	1,381	1,387	ALE,BIERE,STOUT,PORTER
		WINES		6	6	VINS
		DIST.ALCOHOLIC BEV.		173	173	BOISS.ALCODL.DIST.
		CRUDE ANIMAL PROD.NES	11		11	PR.BRUTS ORIG.ANIM.NDA
		LOGS	50,500		50,500	BILLES
		STONE,CRUDE NES		31,300	31,300	PIERRE BRUTE NDA
	SALT	2	67	69	SEL	
	LUMBER AND TIMBER	14		14	BOIS D'OEUVRE ET CHARP.	
	VENER,PLYWOOD		36	36	PLACAGES,CONTRE-PLAQ.	
	WOOD FAB.MATERIALS	9	411	420	DEMI-PRODUITS EN BOIS	
	NEWSPRINT PAPER		20	20	PAPIER JOURNAL	
	PAPER NES		229	229	PAPIER NDA	
	BLDG.CONSTR.,PAP/CART.	186	2,891	3,077	PLAQ.CONSTR.,PAP/CART.	
	METALLIC SALTS		20	20	SELS METALLIQUES	
	INORGANIC CHEMS. NES		11,902	11,902	PROD.CHIM.INORG.NDA	
	ORGANIC CHEMICALS NES		109	109	PROD.CHIM.ORGAN.NDA	

TABLE 11. CARGOES HANDLED AT CANADIAN PORTS, IN COASTWISE SHIPPING, IN 1975

TABLEAU 11. MARCHANDISES MANUTENTIONNEES DANS LES PORTS CANADIENS, EN CABOTAGE NATIONAL, EN 1975

PORT PORT	COMMODITY	TONS LOADED TONNES CHARGÉES	TONS UNLOADED TONNES DECHARGÉES	TOTAL TOTAL	MARCHANDISES	
PRINCE RUPERT (CONTD. - SUITE)	FERTILIZERS NES		35	35	ENGRAIS CHIMIQUE NDA	
	AGRICULTURAL CHEMICALS		16	16	PROD.CHIM.AGRICOLES	
	CHEM.SPECIALTIES NES		7	7	PROD.CHIM.SPECIALIAUX NDA	
	GASOLINE	3,985	45,059	49,044	ESSENCE	
	FUEL OIL	10,629	67,762	78,391	MAZOUT	
	LUBRICATING OIL, GREASE	10	145	155	HUILE, GRAISSE LUBRIF.	
	PETROL. COAL PROD. NES	16	66	82	DERIVE PETR. CHARB. NDA	
	PRIMARY IRON, STEEL NES		95	95	FER, ACIER PRIMAIRE NDA	
	CASTINGS, FORGINGS		20	20	MOUL. PIECES FORGEES	
	BAR AND RODS, STEEL		100	100	BARRES ET TIGES ACIER	
	STRUCTURAL SHAPES	4	658	662	PROFILES DE CONSTRUCT.	
	PIPES, TUBES: IRON, STEEL		50	50	TUYAUX, TUBES: FER, ACIER	
	WIRE		24	24	FIL METALLIQUE	
	METAL FAB. BASIC PROD.	503	1,938	2,441	OUVR. DE BASE EN METAL	
	BUILDING BRICK, CLAY		200	200	BRIQ. A BATIR ARGILE	
	CEMENT	10		10	CIMENT	
	CEMENT BASIC PROD.	21	1,318	1,339	DUVR. DE BASE CIMENT	
	MACHINERY NES	125	2,209	2,334	MACHINES NDA	
	PASS. AUTOS AND CHASSIS	50	11	61	VOITURES PART., CHASSIS	
	TRUCKS AND CHASSIS	41	103	144	CAMIONS ET CHASSIS	
	MOTOR VEHICLE ENGINES	6	75	81	MOTEURS DE VEH. AUTOM.	
	ROAD MOTOR VEH. NES	13	13	26	VEH. AUTOM. ROUTIERS NDA	
	SHIPS, AIRCRAFT, MIS. VEH	6	16	22	NAVIRES, AVIONS, VEH. DIV	
	EQUIPMENT MISC.	66	462	528	MATERIEL DIVERS	
	PERSONAL, HOUSEHOLD GOODS	46	60	106	ART. PERS. ET MENAGERS	
	CONTAINERS, CLOSURES	114	509	623	CONTENEURS, FERMETURES	
	MISC. END PRODUCTS NES	30	17	47	PRODUITS FINIS DIV. NDA	
GENERAL CARGO	166	14	180	MARCHANDISES DIVERSES		
PORT TOTAL	68,751 *	176,053 *	244,804 *	TOTAL DU PORT		
RUPERT INLET	PAPERBOARD		65	65	CARTON	
	METALLIC SALTS		223	223	SELS METALLIQUES	
	INORGANIC CHEMS. NES		36	36	PROD. CHIM. INORG. NDA	
	ORGANIC CHEMICALS NES		114	114	PROD. CHIM. ORGAN. NDA	
	FERTILIZERS NES		891	891	ENGRAIS CHIMIQUE NDA	
	GASOLINE		12	12	ESSENCE	
	FUEL OIL		6,735	6,735	MAZOUT	
	LUBRICATING OIL, GREASE		109	109	HUILE, GRAISSE LUBRIF.	
	CASTINGS, FORGINGS		7,483	7,483	MOUL. PIECES FORGEES	
	STRUCTURAL SHAPES		10	10	PROFILES DE CONSTRUCT.	
	METAL FAB. BASIC PROD.		3	3	OUVR. DE BASE EN METAL	
	LIME		805	805	CHAUX	
	MACHINERY NES	127	886	1,013	MACHINES NDA	
	ROAD MOTOR VEH. NES		2	2	VEH. AUTOM. ROUTIERS NDA	
	CONTAINERS, CLOSURES	122	4	126	CONTENEURS, FERMETURES	
	MISC. END PRODUCTS NES		400	400	PRODUITS FINIS DIV. NDA	
	PORT TOTAL	249 *	17,778 *	18,027 *	TOTAL DU PORT	
	QUATSIHO	MISC. FOOD PREP. NES		425	425	DIV. PREP. ALIM. NDA
		LOGS	62,000		62,000	BILLES
PULPMOOD			13,200	13,200	BOIS A PATE	
SAND AND GRAVEL			2,000	2,000	SABLE ET GRAVIERS	
SULPHUR IN ORES			6,700	6,700	SOUFRE EN MINERAL	
PULP		29,944	1,270	31,214	PATE	
NEWSPRINT PAPER		4,600		4,600	PAPIER JOURNAL	
METALLIC SALTS			222	222	SELS METALLIQUES	
INORGANIC CHEMS. NES			3,479	3,479	PROD. CHIM. INORG. NDA	
FERTILIZERS NES			592	592	ENGRAIS CHIMIQUE NDA	
GASOLINE			17	17	ESSENCE	
FUEL OIL			30,675	30,675	MAZOUT	
CASTINGS, FORGINGS			298	298	MOUL. PIECES FORGEES	
LIME			272	272	CHAUX	
MACHINERY NES		12	1,625	1,637	MACHINES NDA	
ROAD MOTOR VEH. NES			200	200	VEH. AUTOM. ROUTIERS NDA	
CONTAINERS, CLOSURES		14	266	280	CONTENEURS, FERMETURES	
MISC. END PRODUCTS NES		24	24	PRODUITS FINIS DIV. NDA		
PORT TOTAL	96,570 *	61,265 *	157,835 *	TOTAL DU PORT		
RAGGED ISLAND	LOGS	447		447	BILLES	
	GASOLINE		128	128	ESSENCE	
	FUEL OIL		199	199	MAZOUT	
	PORT TOTAL	447 *	327 *	774 *	TOTAL DU PORT	
SAANICHTON	EXPLDS., FUSES, CAPS		26	26	EXPLOS., AMORCES, DET.	
	PORT TOTAL	*	26 *	26 *	TOTAL DU PORT	
SARITA RIVER	GASOLINE		152	152	ESSENCE	
	FUEL OIL		655	655	MAZOUT	
	PORT TDAL	*	807 *	807 *	TOTAL DU PORT	
SHANNON BAY	LOGS	182,368		182,368	BILLES	
	PORT TOTAL	182,368 *	*	182,368 *	TOTAL DU PORT	

TABLE 11. CARGES HANDLED AT CANADIAN PORTS, IN COASTWISE SHIPPING, IN 1975

TABLEAU 11. MARCHANDISES MANUTENTIONNEES DANS LES PORTS CANADIENS, EN CABOTAGE NATIONAL, EN 1975

PORT PORT	COMMODITY	TONS TONNES	LOADED CHARGEES	TONS UNLOADED TONNES DECHARGEES	TOTAL TOTAL	MARCHANDISES
SIMASH	LOGS		7,254		7,254	BILLES
	FUEL OIL			60	60	MAZOUT
	PORT TOTAL		7,254 *	60 *	7,314 *	TOTAL DU PORT
SKIDEGATE	LOGS		82,400		82,400	BILLES
	GASOLINE			2,087	2,087	ESSENCE
	FUEL OIL			3,735	3,735	MAZOUT
	PORT TOTAL		82,400 *	5,822 *	88,222 *	TOTAL DU PORT
SMITH INLET	LOGS		78,500		78,500	BILLES
	GASOLINE			51	51	ESSENCE
	FUEL OIL			251	251	MAZOUT
	PORT TOTAL		78,500 *	302 *	78,802 *	TOTAL DU PORT
Sooke	LOGS			7,200	7,200	BILLES
	WASTE AND SCRAP NES		1,500		1,500	DECHETS ET REBUTS NDA
	GASOLINE			30	30	ESSENCE
	FUEL OIL			46	46	MAZOUT
	PORT TOTAL		1,500 *	7,276 *	8,776 *	TOTAL DU PORT
SOUTH BAY	LOGS		148,970		148,970	BILLES
	PORT TOTAL		148,970 *	*	148,970 *	TOTAL DU PORT
SQUAMISH	LOGS			16,638	16,638	BILLES
	PULPWOOD		32,600		32,600	BOIS A PATE
	HOGGED FUEL, WOOD		7,100		7,100	BOIS DE CHAUFFAGE
	WASTE AND SCRAP NES		4,698		4,698	DECHETS ET REBUTS NDA
	LUMBER AND TIMBER		26,400		26,400	BOIS D'OEUVRE ET CHARP.
	PULP			2,300	2,300	PATE
	NEWSPRINT PAPER			2,150	2,150	PAPIER JOURNAL
	METALLIC SALTS		1,457		1,457	SELS METALLIQUES
	INORGANIC CHEMS. NES		15,035		15,035	PROD. CHIM. INDRG. NDA
	GASOLINE			65	65	ESSENCE
	FUEL OIL			87	87	MAZOUT
	PORT TOTAL		87,290 *	21,240 *	108,530 *	TOTAL DU PORT
	TASU	EXPLOS., FUSES, CAPS			348	348
GASOLINE				47	47	ESSENCE
FUEL OIL				5,553	5,553	MAZOUT
PORT TOTAL			*	5,948 *	5,948 *	TOTAL DU PORT
TAHSIS	WASTE AND SCRAP NES		20,400		20,400	DECHETS ET REBUTS NDA
	LUMBER AND TIMBER		15,300		15,300	BOIS D'OEUVRE ET CHARP.
	GASOLINE			1,643	1,643	ESSENCE
	FUEL OIL			2,907	2,907	MAZOUT
	PORT TOTAL		35,700 *	4,550 *	40,250 *	TOTAL DU PORT
TEAKERNE ARM	LOGS		199,280	59,000	258,280	BILLES
	FUEL OIL			745	745	MAZOUT
	METAL FAB. BASIC PROD.			90	90	OUVR. DE BASE EN METAL
	PORT TOTAL		199,280 *	59,835 *	259,115 *	TOTAL DU PORT
TEXADA	FUEL OIL			611	611	MAZOUT
	PORT TOTAL		*	611 *	611 *	TOTAL DU PORT
TOQUART	LOGS		12,500		12,500	BILLES
	PORT TOTAL		12,500 *	*	12,500 *	TOTAL DU PORT
UCLUELET	LOGS		173,340	7,500	180,840	BILLES
	GASOLINE			3,866	3,866	ESSENCE
	FUEL OIL			5,452	5,452	MAZOUT
	GENERAL CARGO		1	12	13	MARCHANDISES DIVERSES
	PORT TOTAL		173,341 *	16,830 *	190,171 *	TOTAL DU PORT
VANANDA	LIMESTONE		135,313		135,313	PIERRE CALCAIRE
	GASOLINE			858	858	ESSENCE
	FUEL OIL			2,019	2,019	MAZOUT
	PORT TOTAL		135,313 *	2,877 *	138,190 *	TOTAL DU PORT
VANCOUVER	MEAT, FRESH OR FROZEN		403	4	407	VIANDE, FRAICHE / CONG.
	MEAT AND MEAT PREP. NES		76	1	77	VIANDES ET PREP. NDA
	FISH, FRESH OR FROZEN			653	653	POISSON, FRAIS OU CONG.
	FISH, CANNED			294	294	POISSON EN BOITES
	SHELL FISH, NES			786	786	MOLLUSQUES CRUST., NDA
	DAIRY PROD., EGGS, HONEY		35	8	43	PROD. LAIT., OEUFS, MIEL
	CORN STARCH			42	42	FECULE DE MAIS
	WHEAT FLOUR		10		10	FARINE DE BLE
	FRUITS, PREP., CANNED		30		30	FRUITS PREP. EN BOITE
	VEGETABLES, FRESH		919	2	921	LEGUMES, FRAIS
	VEGETABLES, FROZEN		15		15	LEGUMES, CONGELES
	VEGETABLE PREP. NES		159		159	PREP. DE LEGUMES NDA
	SUGAR PREPARATIONS		39		39	PREP. A BASE DE SUCRE
	MISC. FOOD PREP. NES		14,618	62	14,680	DIV. PREP. ALIM. NDA

TABLE 11. CARGUES HANDLED AT CANADIAN PORTS, IN COASTWISE SHIPPING, IN 1975

TABLEAU 11. MARCHANDISES MANUTENTIONNEES DANS LES PORTS CANADIENS, EN CABOTAGE NATIONAL, EN 1975

PORT PORT	COMMODITY	TONS LOADED TONNES CHARGEES	TONS UNLOADED TONNES DECHARGEES	TOTAL TOTAL	MARCHANDISES
VANCOUVER (CONTD. - SUITE)	HAY, FORAGE, STRAW	2		2	FOIN, FOURRAGE, PAILLE
	GROUND CEREALS NES	5		5	CEREALES MOULUES NDA
	FEEDS OF ANIMAL ORIGIN	16		16	PROV. D'ORIGINE ANIMALE
	CONC. COMPLETE FEEDS	31		31	CONC., PROV. COMPLETES
	NON-ALCOHOLIC BEVERAGE	7		7	BOISSONS NON-ALCOOLIQ.
	ALE, BEER, STOUT, PORTER	4,869	1	4,870	ALE, BIERE, STOUT, PORTER
	WINES	6		6	VINS
	DIST. ALCOHOLIC BEV.	713		713	BOISS. ALCOOL. DIST.
	CRUDE ANIMAL PROD. NES		11	11	PR. BRUTS ORIG. ANIM. NDA
	NURSERY, GREENHOUSE STOCK	7		7	PROD. PEPINIERE, SERRE
	LOGS	13,280	700,572	713,852	BILLES
	BOLTS, ROUND TIMBER		2,600	2,600	BILLOTS, BOIS RONDS
	PULPWOOD	436,137	44,114	480,251	BOIS A PATE
	IRON AND STEEL SCRAP		1,510	1,510	DECHETS DE FER, DACIER
	COAL, BITUMINOUS	182,677		182,677	CHARBON BITUMINEUX
	SAND AND GRAVEL	7,300	1,694,704	1,702,004	SABLE ET GRAVIERS
	LIMESTONE	5,850	195,687	201,537	PIERRE CALCAIRE
	STONE, CRUDE NES	7,900	5,535	13,435	PIERRE BRUTE NDA
	SALT	34,684		34,684	SEL
	SULPHUR IN ORES	7,937		7,937	SOUFRE EN MINERAL
	CRUDE NON-MET. MIN. NES	2,192		2,192	MIN. NON-MET. BRUTS NDA
	HOGGED FUEL, WOOD	49,880	1,100	50,980	BOIS DE CHAUFFAGE
	WASTE AND SCRAP NES	29,348	4,700	34,048	DECHETS ET REBUTS NDA
	LUMBER AND TIMBER	62,407	118,490	180,897	BOIS D'OEUVRE ET CHARP.
	SHINGLES AND SHAKES		125	125	BARDEAUX, BARD. FACADE
	VENEER, PLYWOOD	5,113		5,113	PLACAGES, CONTRE-PLAQ.
	WOOD FAB. MATERIALS	1,475		1,475	OEMI-PRODUITS EN BOIS
	PULP	8,870	79,053	87,923	PATE
	NEWSPRINT PAPER	2,170	186,613	188,783	PAPIER JOURNAL
	PAPER NES	488	1,282	1,770	PAPIER NDA
	PAPERBOARD	720		720	CARTON
	BLDG. PAPER AND BOARD	25,598	128	25,726	PLAQ. CONSTR., PAP/CART.
	OILS, FATS, WAXES NES		76	76	HUIL. MAT. GRAS. CIRE NDA
	SULPHURIC ACID	2,296	75	2,371	ACIDE SULFURIQUE
	METALLIC SALTS	4,900		4,900	SELS METALLIQUES
	INORGANIC CHEMS. NES	152,946	4,600	157,546	PROD. CHIM. INORG. NDA
	ORGANIC CHEMICALS NES	21,570		21,570	PROD. CHIM. ORGAN. NDA
	EXPLDS., FUSES, CAPS	8	21	29	EXPLOS., AMORCES, DET.
	FERTILIZERS NES	1,595		1,595	ENGRAIS CHIMIQUE NDA
	AGRICULTURAL CHEMICALS	16		16	PROD. CHIM. AGRICOLES
	DYESTUFF, PIGMENT, PAINT	60		60	MAT. COLOR. PIG. PEINTURE
	CHEM. SPECIALTIES NES	58		58	PROD. CHIM. SPECIAUX NDA
	GASOLINE	390,031		390,031	ESSENCE
	FUEL OIL	1,136,573		1,136,573	MAZOUT
	LUBRICATING OIL, GREASE	10,785	5	10,790	HUILE, GRAISSE LUBRIF.
	PETROL, COAL PROD. NES	3,661	41	3,702	DERIVE PETR. CHARB. NDA
	PRIMARY IRON, STEEL NES	142		142	FER, ACIER PRIMAIR. NDA
	CASTINGS, FORGINGS	7,875		7,875	MOUL. PIECES FORGEES
	BAR AND RODS, STEEL	291		291	BARRES ET TIGES ACIER
	PLATE & SHEET STEEL	4		4	TOLES, FEUILLES DACIER
	STRUCTURAL SHAPES	1,949	22	1,971	PROFILES DE CONSTRUCT.
	RAILS & TRACK MATERIAL	1,210		1,210	RAILS, MAT. VOIE FERREE
	PIPES, TUBES: IRON, STEEL	969		969	TUYAUX, TUBES: FER, ACIER
	WIRE	524	35	559	FIL METALLIQUE
	ALUMINUM		552	552	ALUMINIUM
	METAL FAB. BASIC PROD.	7,453	984	8,437	OUVR. DE BASE EN METAL
	BUILDING BRICK, CLAY	200		200	BRIQ. A BATIR ARGILE
	BRICKS, TILES NES	16		16	BRIQUES, TUILLES NDA
	CEMENT	3,728	138,641	142,369	CIMENT
	CEMENT BASIC PROD.	21,446		21,446	OUVR. DE BASE CIMENT
	LIME	1,111		1,111	CHAUX
	NON-MET. MIN. BASIC PROD		25	25	PROD. MIN. NON-MET. BASE
	TRACTORS	85	5	90	TRACTEURS
	MACHINERY NES	9,055	484	9,539	MACHINES NDA
	PASS. AUTOS AND CHASSIS	166	38	204	VOITURES PART., CHASSIS
TRUCKS AND CHASSIS	429	99	528	CAMIONS ET CHASSIS	
MOTOR VEHICLE ENGINES	140	162	302	MOTEURS DE VEH. AUTOM.	
RCAO MOTOR VEH. NES	92	29	121	VEH. AUTOM. ROUTIERS NDA	
SHIPS, AIRCRAFT, MIS. VEH	92	4	96	NAVIRES, AVIONS, VEH. DIV	
RUBBER TIRES AND TUBES	10		10	PNEUS, CHAMBRES A AIR	
EQUIPMENT MISC.	1,156	255	1,411	MATERIEL DIVERS	
PERSONAL, HOUSEHOLD GOODS	230	94	324	ART. PERS. ET MENAGERS	
CONTAINERS, CLOSURES	1,267	3,274	4,541	CONTENEURS, FERMETURES	
MISC. END PRODUCTS NES	1,966	141	2,107	PRODUITS FINIS DIV. NDA	
GENERAL CARGO	9,715	2,942	12,657	MARCHANDISES DIVERSES	
PORT TOTAL	2,701,806 *	3,190,681 *	5,892,487 *	TOTAL DU PORT	
VANGUARD	LOGS	240,748	280,200	520,948	BILLES
	GASOLINE		2	2	ESSENCE
	FUEL OIL		8	8	MAZOUT
	METAL FAB. BASIC PROD.		155	155	OUVR. DE BASE EN METAL
	PORT TOTAL	240,748 *	280,365 *	521,113 *	TOTAL DU PORT

TABLE 11. CARGOES HANDLED AT CANADIAN PORTS, IN COASTWISE SHIPPING, IN 1975

TABLEAU 11. MARCHANDISES MANUTENTIONNEES DANS LES PORTS CANADIENS, EN CABOTAGE NATIONAL, EN 1975

PORT PORT	COMMODITY	TONS LOADED TONNES CHARGEES	TONS UNLOADED TONNES DECHARGEES	TOTAL TOTAL	MARCHANDISES
VICTORIA	FISH, FRESH OR FROZEN		709	709	POISSON, FRAIS OU CONG.
	LOGS	28,780	37,900	66,680	BILLES
	BOLTS, ROUND TIMBER	1,500		1,500	BILLOTS, BOIS ROUNDS
	PULPMOOD	114,110	9,600	123,710	BOIS A PATE
	SAND AND GRAVEL	568,789	5,075	573,864	SABLE ET GRAVIERS
	LIMESTONE		12,150	12,150	PIERRE CALCAIRE
	CRUDE NON-MET. MIN. NES		2,142	2,142	MIN. NON-MET. BRUTS NDA
	WASTE AND SCRAP NES		1,600	6,700	DECHETS ET REBUTS NDA
	LUMBER AND TIMBER	38,727		38,727	BOIS D'OEUVRE ET CHARP.
	PULP		11,600	11,600	PATE
	NEWSPRINT PAPER		1,100	1,100	PAPIER JOURNAL
	BLDG. PAPER AND BOARD	1,600	800	2,400	PLAQ. CONSTR., PAP/CART.
	CHEM. SPECIALTIES NES		40	40	PROD. CHIM. SPECIAUX NDA
	GASOLINE	278	130,470	130,748	ESSENCE
	FUEL OIL	677	195,152	195,829	MAZOUT
	LUBRICATING OIL, GREASE		4,237	4,237	HUILE, GRAISSE LUBRIF.
	PETROL, COAL PROD. NES		1,828	1,828	DERIVE PETR. CHARB. NDA
	METAL FAB. BASIC PROD.	20	50	70	OUVR. DE BASE EN METAL
	CEMENT		33,355	33,355	CIMENT
	CEMENT BASIC PROD.		3,680	3,680	OUVR. DE BASE CIMENT
	MACHINERY NES	561		561	MACHINES NDA
	TRUCKS AND CHASSIS	25		25	CAMIONS ET CHASSIS
	MISC. END PRODUCTS NES	650	50	700	PRODUITS FINIS DIV. NDA
	PORT TOTAL	760,817 *	451,538 *	1,212,355 *	TOTAL DU PORT
WATSON ISLAND	INORGANIC CHEMS. NES		49,020	49,020	PROD. CHIM. INORG. NDA
	FUEL OIL		13,273	13,273	MAZOUT
	PORT TOTAL		62,293 *	62,293 *	TOTAL DU PORT
WEST BAY	LOGS		7,200	7,200	BILLES
	PORT TOTAL		7,200 *	7,200 *	TOTAL DU PORT
ZEBALLOS	LOGS	5,000		5,000	BILLES
	GASOLINE		1,340	1,340	ESSENCE
	FUEL OIL		1,843	1,843	MAZOUT
	PORT TOTAL	5,000 *	3,183 *	8,183 *	TOTAL DU PORT
STEWART	MISC. FOOD PREP. NES		1,058	1,058	DIV. PREP. ALIM. NDA
	ALE, BEER, STOUT, PORTER		214	214	ALE, BIERE, STOUT, PORTER
	DIST. ALCOHOLIC BEV.		116	116	BOISS. ALCOOL. DIST.
	STONE, CRUDE NES	35		35	PIERRE BRUTE NDA
	SALT		96	96	SEL
	LUMBER AND TIMBER		92	92	BOIS D'OEUVRE ET CHARP.
	VENEER, PLYWOOD		3	3	PLACAGES, CONTRE-PLAQ.
	BLDG. PAPER AND BOARD		268	268	PLAQ. CONSTR., PAP/CART.
	INORGANIC CHEMS. NES		13	13	PROD. CHIM. INORG. NDA
	EXPLOS., FUSES, CAPS		490	490	EXPLOS., AMORCES, DET.
	FERTILIZERS NES		44	44	ENGRAIS CHIMIQUE NDA
	GASOLINE		639	639	ESSENCE
	FUEL OIL		26,152	26,152	MAZOUT
	LUBRICATING OIL, GREASE		21	21	HUILE, GRAISSE LUBRIF.
	PETROL, COAL PROD. NES	38	84	122	DERIVE PETR. CHARB. NDA
	CASTINGS, FORGINGS		62	62	MOUL. PIECES FORGEES
	BAR AND RODS, STEEL		71	71	BARRES ET TIGES ACIER
	STRUCTURAL SHAPES	22	222	244	PROFILES DE CONSTRUCT.
	METAL FAB. BASIC PROD.	253	1,078	1,331	OUVR. DE BASE EN METAL
	CEMENT		5	5	CIMENT
	TRACTORS		66	66	TRACTEURS
	MACHINERY NES	38	404	442	MACHINES NDA
	PASS. AUTOS AND CHASSIS	8	47	55	VOITURES PART., CHASSIS
	TRUCKS AND CHASSIS	9	36	45	CAMIONS ET CHASSIS
	ROAD MOTOR VEH. NES		5	5	VEH. AUTOM. ROUTIERS NCA
	RUBBER TIRES AND TUBES		7	7	PNEUS, CHAMBRES A AIR
	EQUIPMENT MISC.	20	82	102	MATERIEL DIVERS
	PERSONAL, HOUSEHOLD GOODS	4		4	ART. PERS. ET MENAGERS
	CONTAINERS, CLOSURES	48	12	60	CONTENEURS, FERMETURES
	PORT TOTAL	475 *	31,387 *	31,862 *	TOTAL DU PORT
	BC-NES/C-B.-NDA	MEAT, FRESH OR FROZEN		42	42
MEAT AND MEAT PREP. NES			12	12	VIANDES ET PREP. NDA
FISH, FRESH OR FROZEN		330		330	POISSON, FRAIS OU CONG.
FISH, CANNED		284		284	POISSON EN BOITES
SHELL FISH, NES		178		178	MOLLUSQUES CRUST., NDA
CORN STARCH		42		42	FECULE DE MAIS
FRUITS, PREP. CANNED			17	17	FRUITS PREP. EN BOITE
VEGETABLES, FRESH			5	5	LEGUMES, FRAIS
VEGETABLE PREP. NES			30	30	PREP. DE LEGUMES NDA
SUGAR PREPARATIONS			30	30	PREP. A BASE DE SUCRE
MISC. FOOD PREP. NES		2	3,085	3,087	DIV. PREP. ALIM. NDA
HAY, FORAGE, STRAW			2	2	FOIN, FOURRAGE, PAILLE
NON-ALCOHOLIC BEVERAGE			7	7	BOISSONS NON-ALCOOLIQ.
ALE, BEER, STOUT, PORTER			639	639	ALE, BIERE, STOUT, PORTER
DIST. ALCOHOLIC BEV.			90	90	BOISS. ALCOOL. DIST.

TABLE II. CARGOES HANDLED AT CANADIAN PORTS, IN COASTWISE SHIPPING, IN 1975

TABLEAU II. MARCHANDISES MANUTENTIONNEES DANS LES PORTS CANADIENS, EN CABOTAGE NATIONAL, EN 1975

PORT PORT	COMMODITY	TONS LOADED TONNES CHARGEES	TONS UNLOADED TONNES DECHARGEES	TOTAL TOTAL	MARCHANDISES
BC-NES/C-B.-NDA (CONTD. - SUITE)	LOGS	1,397,019	458,320	1,855,339	BILLES
	SAND AND GRAVEL	44,639	10,512	55,151	SABLE ET GRAVIERS
	LIMESTONE	107,416	11,500	118,916	PIERRE CALCAIRE
	SALT		117	117	SEL
	LUMBER AND TIMBER	1	47	48	BOIS DOEUVRE ET CHARP.
	VENEER, PLYWOOD		1,772	1,772	PLACAGES, CONTRE-PLAQ.
	WOOD FAB. MATERIALS		47	47	DEMI-PRODUITS EN BOIS
	BLOG. PAPER AND BOARD	6	1,727	1,733	PLAQ. CONSTR., PAP/CART.
	EXPLOS., FUSES, CAPS	5,714	1,827	7,541	EXPLOS., AMORCES, OET.
	FERTILIZERS NES		14	14	ENGRAIS CHIMIQUE NDA
	DYESTUFF, PIGMENT, PAINT		1	1	MAT. COLOR. PIG. PEINTURE
	GASOLINE	213	32,465	32,678	ESSENCE
	FUEL OIL	467	74,685	75,152	MAZOUT
	LUBRICATING OIL, GREASE	2	1,822	1,824	HUILE, GRAISSE LUBRIF.
	PETROL. COAL PROD. NES	1	77	78	DERIVE PETR. CHARB. NDA
	PRIMARY IRON, STEEL NES		35	35	FER, ACIER PRIMAIR. NDA
	CASTINGS, FORGINGS		5	5	MOUL. PIECES FORGEES
	PLATE & SHEET STEEL		4	4	TOLES, FEUILLES DACIER
	STRUCTURAL SHAPES		372	372	PROFILES DE CONSTRUCT.
	RAILS & TRACK MATERIAL		10	10	RAILS, MAT. VOIE FERREE
	PIPES, TUBES: IRON, STEEL		13	13	TUYAUX, TUBES: FER, ACIER
	WIRE		202	202	FIL METALLIQUE
	METAL FAB. BASIC PROD.	45	1,033	1,078	OUVR. DE BASE EN METAL
	CEMENT	3,500	135	3,635	CIMENT
	CEMENT BASIC PROD.		22	22	OUVR. DE BASE CIMENT
	LIME		2	2	CHAUX
	TRACTORS	3		3	TRACTEURS
	MACHINERY NES	63	271	334	MACHINES NDA
	PASS. AUTOS AND CHASSIS	8	14	22	VOITURES PART., CHASSIS
	TRUCKS AND CHASSIS	26	39	65	CAMIONS ET CHASSIS
	MOTOR VEHICLE ENGINES	99	9	108	MOTEURS DE VEH. AUTOM.
	ROAD MOTOR VEH. NES	25	351	376	VEH. AUTOM. ROUTIERS NDA
	SHIPS, AIRCRAFT, MIS. VEH	3	23	26	NAVIRES, AVIONS, VEH. DIV
	RUBBER TIRES AND TUBES	5	28	33	PNEUS, CHAMBRES A AIR
	EQUIPMENT MISC.	46	362	408	MATERIEL DIVERS
PERSONAL, HOUSEHOLD GOODS	29	23	52	ART. PERS. ET MENAGERS	
FIREARMS, AMMUNITION		2	2	ARMES A FEU, MUNITIONS	
CONTAINERS, CLOSURES	408	257	665	CONTENEURS, FERMETURES	
MISC. END PRODUCTS NES	2	9	11	PRODUITS FINIS DIV. NDA	
GENERAL CARGO	900	850	1,750	MARCHANDISES DIVERSES	
PORT TOTAL	1,561,476 *	602,963 *	2,164,439 *	TOTAL DU PORT	
PROVINCE TOTAL	10,709,462 **	10,506,625 **	21,216,087 **	TOTAL DE LA PROVINCE	
NORTH-WEST TERR. / TERR. FRUBISHER BAY	DU NORD-OUEST				
	MEAT, FRESH OR FROZEN		16	16	VIANDE, FRAICHE / CONG.
	MISC. FOOD PREP. NES		18	18	DIV. PREP. ALIM. NDA
	ALE, BEER, STOUT, PORTER		247	247	ALE, BIÈRE, STOUT, PORTER
	BOLTS, ROUND TIMBER		40	40	BILLOTS, BOIS RONDOS
	LUMBER AND TIMBER		429	429	BOIS DOEUVRE ET CHARP.
	SHINGLES AND SHAKES		60	60	BARDEAUX, BARD. FACADE
	VENEER, PLYWOOD		262	262	PLACAGES, CONTRE-PLAQ.
	BLOG. PAPER AND BOARD		213	213	PLAQ. CONSTR., PAP/CART.
	INORGANIC CHEMS. NES		41	41	PROD. CHIM. INORG. NDA
	PLASTIC MATERIALS		47	47	MATIERES PLASTIQUES
	CHEM. SPECIALTIES NES		19	19	PROD. CHIM. SPECIAUX NDA
	FUEL OIL		76	76	MAZOUT
	LUBRICATING OIL, GREASE		12	12	HUILE, GRAISSE LUBRIF.
	ASPHALTS, ROAD OILS		24	24	ASPHALTE, BITUME LIQD.
	PETROL. COAL PROD. NES		2	2	DERIVE PETR. CHARB. NDA
	CASTINGS, FORGINGS		86	86	MOUL. PIECES FORGEES
	STRUCTURAL SHAPES		76	76	PROFILES DE CONSTRUCT.
	PIPES, TUBES: IRON, STEEL		80	80	TUYAUX, TUBES: FER, ACIER
	METAL FAB. BASIC PROD.		27	27	OUVR. DE BASE EN METAL
	ASBESTOS BASIC PROD.		9	9	OUVR. DE BASE AMIANTE
	CEMENT		85	85	CIMENT
	CEMENT BASIC PROD.		60	60	OUVR. DE BASE CIMENT
	NON-MET. MIN. BASIC PROD		164	164	PROD. MIN. NON-MET. BASE
	MACHINERY NES		125	125	MACHINES NDA
	PASS. AUTOS AND CHASSIS		9	9	VOITURES PART., CHASSIS
	TRUCKS AND CHASSIS		43	43	CAMIONS ET CHASSIS
	MOTOR VEHICLE ENGINES		18	18	MOTEURS DE VEH. AUTOM.
	ROAD MOTOR VEH. NES		61	61	VEH. AUTOM. ROUTIERS NDA
	EQUIPMENT MISC.		21	21	MATERIEL DIVERS
	CONTAINERS, CLOSURES		47	47	CONTENEURS, FERMETURES
	MISC. END PRODUCTS NES		569	569	PRODUITS FINIS DIV. NDA
	GENERAL CARGO		611	637	MARCHANDISES DIVERSES
	PORT TOTAL	26 *	3,597 *	3,623 *	TOTAL DU PORT
	NWT-NES/TNO-NDA	SUGAR PREPARATIONS		30	30
MISC. FOOD PREP. NES			2,443	2,443	DIV. PREP. ALIM. NDA
NON-ALCOHOLIC BEVERAGE			184	184	BOISSONS NON-ALCOOLIQ.
ALE, BEER, STOUT, PORTER			16	16	ALE, BIÈRE, STOUT, PORTER

TABLE 11. CARGOES HANDLED AT CANADIAN PORTS, IN COASTWISE SHIPPING, IN 1973

TABEAU 11. MARCHANDISES MANUTENTIONNEES DANS LES PORTS CANADIENS, EN CABOTAGE NATIONAL, EN 1973

PORT PORT	COMMODITY	TONS LOADED TONNES CHARGÉES	TONS UNLOADED TONNES DECHARGÉES	TOTAL TOTAL	MARCHANDISES
NWT-NES/TNO-NDA (CONTD. - SUITE)	BOLTS,ROUND TIMBER		256	256	BILLOTS,BOIS ROUNDS
	CRUDE NON-MET.MIN.NES		335	335	MIN.NON-MET.BRUTS NDA
	WASTE AND SCRAP NES		170	170	DECHETS ET REBUTS NDA
	RUBBER FAB.MATERIALS		33	33	DEMI-PROD.CAOUTCHOUC
	LUMBER AND TIMBER		1,257	1,257	BOIS DOEUVRE ET CHARP.
	VENEER,PLYWOOD		371	371	PLACAGES,CONTRE-PLAQ.
	WOOD FAB.MATERIALS		319	319	DEMI-PRODUITS EN BOIS
	BLDG.PAPER AND BOARD		5,361	5,361	PLAQ.CONSTR.,PAP/CART.
	ORGANIC CHEMICALS NES		55	55	PROD.CHIM.ORGAN.NDA
	AGRICULTURAL CHEMICALS		2	2	PROD.CHIM.AGRICOLES
	PLASTIC MATERIALS		13	13	MATIERES PLASTIQUES
	CHEM.SPECIALTIES NES		27	27	PROD.CHIM.SPECIALX NDA
	GASOLINE	15	19,400	19,415	ESSENCE
	FUEL OIL		59,351	59,351	MAZOUT
	LUBRICATING OIL,GREASE		883	883	HUILE,GRAISSE LUBRIF.
	PETROL.COAL PROD.NES	51	716	767	DERIVE PETR.CHARB.NDA
	PRIMARY IRON,STEEL NES		315	315	FER,ACIER PRIMAIR.NDA
	CASTINGS,FORGINGS		910	910	MOUL.PIECES FORGEES
	PLATE & SHEET STEEL		748	748	TOLES,FEUILLES DACIER
	STRUCTURAL SHAPES		2,074	2,074	PROFILES DE CONSTRUCT.
	PIPES,TUBES:IRON,STEEL		1,289	1,289	TUYAUX,TUBES:FER,ACIER
	WIRE		142	142	FIL METALLIQUE
	COPPER AND ALLOYS		34	34	CUIVRE ET ALLIAGES
	METAL FAB.BASIC PROD.		267	267	OUVR.DE BASE EN METAL
	CEMENT		1,007	1,007	CIMENT
	NON-MET.MIN.BASIC PROD		61	61	PROD.MIN.NON-MET.BASE
	TRACTORS		149	149	TRACTEURS
MACHINERY NES	135	2,011	2,146	MACHINES NDA	
TRUCKS AND CHASSIS	10	106	116	CAMIONS ET CHASSIS	
ROAD MOTOR VEH. NES		275	275	VEH.AUTOM.ROUTIERS NDA	
SHIPS,AIRCRAFT,MIS.VEH		23	23	NAVIRES,AVIONS,VEH.DIV	
RUBBER TIRES AND TUBES		27	27	PNEUS, CHAMBRES A AIR	
EQUIPMENT MISC.	5	239	244	MATERIEL DIVERSES	
PERSONAL,HSEHOLD GOODS		265	265	ART.PERS.ET MENAGERS	
CONTAINERS,CLOSURES	31	156	187	CONTENEURS,FERMETURES	
MISC. END PRODUCTS NES		646	646	PRODUITS FINIS DIV.NDA	
GENERAL CARGO	24	1,358	1,382	MARCHANDISES DIVERSES	
PORT TOTAL	271 *	103,324 *	103,595 *	TOTAL DU PORT	
PROVINCE TOTAL	297 **	106,921 **	107,218 **	TOTAL DE LA PROVINCE	
TOTAL - CANADA	59,935,600 **	59,935,600 **	119,871,200 **	TOTAL - CANADA	
SUMMARY				SOMMAIRE	
NEWFOUNDLAND	2,427,212	3,279,129	5,706,341	TERRE NEUVE	
PR. EDWARD ISLAND	96,419	718,472	814,891	ILE DU PR. EDOUARD	
NOVA SCOTIA	5,526,884	2,777,249	8,304,133	NOUVELLE-ECOSSE	
NEW BRUNSWICK	1,923,138	950,090	2,873,228	NOUVEAU-BRUNSWICK	
QUEBEC	13,389,752	23,934,441	37,324,193	QUEBEC	
ONTARIO	25,848,283	17,662,673	43,510,956	ONTARIO	
MANITOBA	14,153		14,153	MANITOBA	
BRITISH COLUMBIA	10,709,462	10,506,625	21,216,087	COLOMBIE-BRITANNIQUE	
NORTH-WEST TERR.	297	106,921	107,218	TERR. DU NORD-OUEST	
TOTAL - CANADA	59,935,600 **	59,935,600 **	119,871,200 **	TOTAL - CANADA	

TABLE 12. CARGOES LOADED AT CANADIAN PORTS IN COASTWISE SHIPPING, BY COMMODITY AND GEOGRAPHIC AREA, IN 1975

TABLEAU 12. MARCHANDISES CHARGÉES DANS LES PORTS CANADIENS EN CABOTAGE NATIONAL, PAR MARCHANDISE ET RÉGION GÉOGRAPHIQUE, EN 1975

COMMODITY	ATLANTIC ATLANTIQUE	GREAT LAKES GRANDS LACS	PACIFIC PACIFIQUE	TOTAL TOTAL	MARCHANDISES
CATTLE	1,230			1,230	BOVINS
LIVE ANIMALS, NES	165			165	ANIMAUX VIVANTS, NDA
MEAT, FRESH OR FROZEN	26,708		407	27,115	VIANDE, FRAICHE / CONG.
MEAT, CURED	221			221	VIANDE FUMÉE OU SALEE
MEAT AND MEAT PREP. NES	2,566		77	2,643	VIANDES ET PREP. NDA
FISH, FRESH OR FROZEN	3,579		1,821	5,400	POISSON, FRAIS OU CONG.
FISH, SALTED OR CURED	449			449	POISSON, SALE OU FUMÉ
FISH, CANNED	1,386		294	1,680	POISSON EN BOÎTES
LOBSTER	2			2	HOMARD
SHELL FISH, NES	88		795	883	MOLLUSQUES CRUST., NOA
BUTTER	537			537	BEURRE
CHEESE	383			383	FROMAGE
MILK POWDER	193			193	LAIT EN POUORE
DAIRY PROD., EGGS, HONEY	7,608	249	43	7,900	PROD. LAIT., DEUFS, MIEL
BARLEY	6,040	2,499,861		2,505,901	ORGE
CORN	8,305	311,366		319,671	MAIS
OATS	141	310,498		310,639	AVOINE
RYE		156,057		156,057	SEIGLE
WHEAT	34,948	10,346,642		10,381,590	BLÉ
CEREALS UNMILLED, NES	86			86	CÉREALES NON MOUL., NDA
CORN MEAL AND FLOUR	688			688	SEMOLÉ, FARINE DE MAIS
CORN STARCH			42	42	FECULE DE MAIS
MALT AND MALT FLOUR	860	45,804		46,664	MALT ET FARINE DE MALT
WHEAT FLOUR	25,688		10	25,698	FARINE DE BLÉ
CEREALS MILLED, NES	6,904			6,904	CÉREALES MOULUES, NDA
BAKERY PROD., INC. FROZEN	3,163			3,163	PROD. BOUL., PROD. CONG.
MACARONI, CEREAL PROD.	2,637			2,637	PÂTES ALIM. PROD. CEREAL
APPLES	499			499	POMMES
FRESH FRUITS, BERRIES	6,444			6,444	FRUITS, BAIES FRAIS
FROZEN FRUITS, BERRIES	367			367	FRUITS, BAIES CONGÉLÉS
DRIED FRUITS	143			143	FRUITS SECS
FRUIT JUICES	1,333			1,333	JUS DE FRUIT
FRUITS, PREP., CANNED	9,784	13,918	30	23,732	FRUITS PREP. EN BOÎTE
POTATOES	18,393			18,393	POMMES DE TERRE
VEGETABLES, FRESH	16,580		921	17,501	LEGUMES, FRAIS
VEGETABLES, FROZEN	352		15	367	LEGUMES, CONGÉLÉS
VEGETABLES, DRIED	220			220	LEGUMES, SECS
VEGETABLE PREP. NES	15,073	18,162	159	33,394	PREP. DE LEGUMES NDA
RAW SUGAR	11,226			11,226	SUCRE BRUT
SUGAR, NES	17,181			17,181	SUCRE, NDA
MOLASSES, REFINED	343			343	MELASSE, RAFFINÉE
SYRUP	97			97	SIROP
SUGAR PREPARATIONS	2,047		39	2,086	PREP. À BASE DE SUCRE
COCOA AND CHOCOLATE	27			27	CACAO ET CHOCOLAT
COFFEE	39			39	CAFÉ
TEA	117			117	THÉ
SPICES	37			37	ÉPICES
VINEGAR		319		319	VINAIGRE
MARGARINE	483			483	MARGARINE
SHORTENING	169			169	GRAISSE CULINAIRE
LARD	127			127	SAINDOUX
SAUSAGE SKINS, CASINGS	53			53	BOYAUX À SAUCISSES
MISC. FOOD PREP. NES	78,299	18,837	16,256	113,392	DIV. PREP. ALIM. NDA
HAY, FORAGE, STRAW	6,025		2	6,027	FOIN, FOURRAGE, PAILLE
HULLS, SCREENINGS, CHAFF		58,822		58,822	ÉCOURURES, CRIBLURES, BAL
BRAN, SHORTS, MIDDLINGS	52			52	SON, ISSUES DE CÉREALES
GROUND CEREALS NES	5,630		5	5,635	CÉREALES MOULUES NOA
FEEDS, VEGETABLE ORIGIN	220			220	PROV. D'ORIGINE VÉGÉTALE
FEEDS OF ANIMAL ORIGIN	18,277		16	18,293	PROV. D'ORIGINE ANIMALE
CONC. COMPLETE FEEDS	2,811	2,639	31	5,481	CONC., PROV. COMPLÈTES
NON-ALCOHOLIC BEVERAGE	3,498	1,645	7	5,150	BOISSONS NON-ALCOOLIQ.
ALE, BEER, STOUT, PORTER	8,678		4,877	13,555	ALE, BIÈRE, STOUT, PORTER
WINES	205	1,077	6	1,288	VINS
FERM. ALCOHOLIC BEV.	40			40	BOISS. ALCOOL. FERMEN.
DIST. ALCOHOLIC BEV.	1,575	1,436	723	3,734	BOISS. ALCOOL. DIST.
CIGARETTES	30			30	CIGARETTES
TOBACCO NES	4			4	TABACS NDA
RAW HIDES AND SKINS	36			36	PEAUX ET CUIRS BRUT
CRUDE ANIMAL PROD. NES	101		11	112	PR. BRUTS ORIG. ANIM. NDA
SEEDS FOR SOWING NES	3			3	GRAINES DE SEMENCE NDA
FLAXSEED		23,827		23,827	GRAINE DE LIN
RAPESEED		20,906		20,906	GRAINE DE COLZA
SOYA BEANS		45,821		45,821	GRAINE DE SOYA
NURSERY, GREENHSE STOCK	9		7	16	PROD. PÉPINIÈRE, SERRE
CRUDE VEG. PROD. NES	80			80	PR. BRUTS ORIG. VÉG. NDA
LOGS			4,351,151	4,351,151	BILLES
BOLTS, ROUND TIMBER	8,900		2,600	11,500	BILLETS, BOIS ROUNDS
PULPWOOD	1,104,635		760,466	1,865,101	BOIS À PÂTE

TABLE 12. CARGOES LOADED AT CANADIAN PORTS IN COASTWISE SHIPPING, BY COMMODITY AND GEOGRAPHIC AREA, IN 1975

TABLEAU 12. MARCHANDISES CHARGÉES DANS LES PORTS CANADIENS EN CABOTAGE NATIONAL, PAR MARCHANDISE ET RÉGION GÉOGRAPHIQUE, EN 1975

COMMODITY	ATLANTIC ATLANTIQUE	GREAT LAKES GRANDS LACS	PACIFIC PACIFIQUE	TOTAL TOTAL	MARCHANDISES
CRUDE WOOD MTLs. NES	284			284	MATIERES BOIS BRUT NOA
WOOL AND ANIMAL HAIR	15			15	LAINES, POILS ANIMAL
COPPER ORE AND CONC.	29,817			29,817	MINERAI, CONC. CUIVRE
IRON ORE AND CONC	3,619,930	2,651,938		6,271,868	MINERAI, CONC. DE FER
MANGANESE ORE	72,150			72,150	MINERAI DE MANGANESE
TITANIUM ORE	2,576,481			2,576,481	MINERAI DE TITANE
ZINC ORE AND CONC.	11,148	5,354		16,502	MINERAI, CONC. DE ZINC
ORES AND CONC. NES	125			125	MINERAIS ET CONC. NOA
IRON AND STEEL SCRAP	9,793		1,510	11,303	DECHETS DE FER, DACIER
NON-FERROUS MET. SCRAP	154			154	DECHETS METAL. NON FER.
COAL, BITUMINOUS	235,462	605,484	182,677	1,023,623	CHARBON BITUMINEUX
CRUDE PETROLEUM	332,041	157,466		489,507	PETROLE BRUT
BENTONITE	18,970			18,970	BENTONITE
DOLOMITE		20,029		20,029	DOLOMITE
CLAY MATERIALS NES	1,557			1,557	MATIERES ARGIL. NOA
SAND AND GRAVEL	1,229	14	2,034,197	2,035,440	SABLE ET GRAVIERS
LIMESTONE	7,829	2,556,567	334,478	2,898,874	PIERRE CALCAIRE
STONE, CRUDE NES	337	374,144	36,835	411,316	PIERRE BRUTE NOA
BARYTES, NATURAL	1,050			1,050	BARYTINE NATURELLE
GYPSE	701,957			701,957	GYPSE
SALT	199,658	974,341	34,689	1,208,688	SEL
SULPHUR IN ORES			7,937	7,937	SOUFRE EN MINERAI
CRUDE NON-MET. MIN. NES	435		2,192	2,627	MIN. NON-MET. BRUTS NOA
COTTON, TEXTILE WASTE	23			23	DECHETS DE COTON, TEXT.
HOGGED FUEL, WOOD			93,010	93,010	BOIS DE CHAUFFAGE
WASTE AND SCRAP NES	5,268		64,146	69,414	DECHETS ET REBUTS NOA
RUBBER FAB. MATERIALS	8,223	158		8,381	DEMI-PROD. CADUTCHOUC
LUMBER AND TIMBER	95,891	2,282	256,693	354,866	BOIS D'OEUVRE ET CHARP.
FLOORING	58			58	LAMES PDUR PARQUET
RAILWAY TIES	5,033			5,033	TRAVERSES DE CH. FER
SHINGLES AND SHAKES	3,154		125	3,279	BARDEAUX, BARD. FACADE
SAWMILL PRODUCTS NES	74	55		129	SCIAGES NOA
VENEER, PLYWOOD	26,521	1,464	5,115	33,100	PLACAGES, CONTRE-PLAÇ.
COOPERAGE STOCK	10			10	DEMI-PROD. TONNELLERIE
WOOD FAB. MATERIALS	4,922		1,484	6,406	DEMI-PRODUITS EN BOIS
PULP	5,540		102,723	108,263	PATF
NEWSPRINT PAPER	18,134		204,240	222,374	PAPIER JOURNAL
PAPER NES	55,805		1,770	57,575	PAPIER NOA
PAPERBOARD	21,989	38,952	720	61,661	CARTON
BLDG. PAPER AND BOARD	62,016		27,512	89,528	PLAÇ. CONSTR., PAP./CART.
WET MACHINE BOARD	235			235	CARTON EN PATE PRESSE
CORDAGE, TWINE, ROPE	72			72	CORDAGE, FICELLE, CORDE
JUTE WOVEN FABRICS	45	6		51	TISSUS DE JUTE
TEXTILE FAB. MTL NES	4,622			4,622	OUVR. EN MAT. TEXT. NOA
FISH, MARINE ANIMAL OIL	2,438			2,438	HUIL. DE POISSON, AN. MAR
VEG. OILS, FATS NES	6,912			6,912	HUIL. MAT. GRAS. VEG. NOA
OILS, FATS, WAXES NES	413		76	489	HUIL. MAT. GRAS. CIRE NOA
SULPHURIC ACID	960		2,371	3,331	ACIDE SULFURIQUE
METALLIC SALTS	8,723	227,036	6,357	242,116	SELS METALLIQUES
INORGANIC CHEMS. NES	150,768	174,708	168,838	494,314	PROD. CHIM. INORG. NOA
GLYCOL		8,771		8,771	GLYCOL
ORGANIC CHEMICALS NES	27,969		21,570	49,539	PROD. CHIM. ORGAN. NOA
EXPLDS., FUSES, CAPS	14,228		5,728	19,956	EXPLOS., AMORCES, DET.
FERTILIZERS NES	12,360		1,605	13,965	ENGRAIS CHIMIQUE NOA
AGRICULTURAL CHEMICALS	92		16	108	PROD. CHIM. AGRICOLES
SYNTHETIC RUBBER	10	1,100		1,110	CADUTCHOUC SYNTHETIQUE
PLASTIC MATERIALS	2,805	63		2,868	MATIERES PLASTIQUES
DYESTUFF, PIGMENT, PAINT	3,532	37	61	3,630	MAT. COLOR. PIG. PEINTURE
CHEM. SPECIALTIES NES	15,541	478	58	16,077	PROD. CHIM. SPECIAUX NOA
GASOLINE	3,083,280	1,176,000	395,544	4,654,824	ESSENCE
FUEL OIL	9,441,669	1,738,347	1,156,375	12,336,391	MAZOUT
LUBRICATING OIL, GREASE	150,061	13,674	10,830	174,565	HUILE, GRAISSE LUBRIF.
COKE	24,639	44,496		69,135	COKE
ASPHALTS, ROAD OILS	35,351			35,351	ASPHALTE, BITUME LIQD.
COAL TAR, PITCH	119			119	GOUDRON, BRAI DE BOUIL.
PETROL. COAL PROD. NES	161,313	172,190	3,741	337,244	DERIVE PETR. CHARB. NOA
FERRO-ALLOYS	1,383			1,383	FERRO-ALLIAGES
PIG IRON	13,196	1,016		14,212	FER EN GUEUSE
PRIMARY IRON, STEEL NES	1,923	4,369	142	6,434	FER, ACIER PRIMAIR. NOA
CASTINGS, FORGINGS	21,136	18,966	7,875	47,977	MOUL. PIECES FORGEES
BARNS AND RODS, STEEL	4,253	4,250	291	8,794	BARRES ET TIGES ACIER
PLATE & SHEET STEEL	13,477	319,650	4	333,131	TOLES, FEUILLES DACIER
STRUCTURAL SHAPES	42,272	36,842	1,980	81,094	PROFILES DE CONSTRUCT.
RAILS & TRACK MATERIAL	20,319	5,941	1,210	27,470	RAILS, MAT. VOIE FERREE
PIPES, TUBES: IRON, STEEL	17,212	7,706	969	25,887	TUYAUX, TUBES: FER, ACIER
WIRE	1,382	2,781	806	4,969	FIL METALLIQUE
ALUMINUM	42,086		552	42,638	ALUMINIUM
COPPER AND ALLOYS	34			34	CUIVRE ET ALLIAGES

TABLE 12. CARGOES LOADED AT CANADIAN PORTS IN COASTWISE SHIPPING, BY COMMODITY AND GEOGRAPHIC AREA, IN 1975

TABLEAU 12. MARCHANDISES CHARGÉES DANS LES PORTS CANADIENS EN CABOTAGE NATIONAL, PAR MARCHANDISE ET RÉGION GÉOGRAPHIQUE, EN 1975

COMMODITY	ATLANTIC ATLANTIQUE	GREAT LAKES GRANDS LACS	PACIFIC PACIFIQUE	TOTAL TOTAL	MARCHANDISES
ZINC AND ALLOYS	6,463			6,463	ZINC ET ALLIAGES
NON-FERROUS METALS NES	101			101	METEAUX NON-FERREUX NDA
METAL FAB. BASIC PROD.	22,605	1,179	9,408	33,192	OUVR. DE BASE EN METAL
BUILDING BRICK, CLAY	321		200	521	BRIQ. A BATIR ARGILE
DRAIN TILES, PIPES	42			42	TUILES TUY. DE DRAINAGE
BRICKS, TILES NES	4,016	205	16	4,237	BRIQUES, TUILES NDA
GLASS BASIC PRODUCTS	2,308			2,308	OUVR. DE BASE EN VERRE
ASBESTOS BASIC PROD.	839			839	OUVR. DE BASE AMIANTE
CEMENT	65,027	596,177	319,704	980,908	CIMENT
CEMENT BASIC PROD.	2,975	6,993	23,667	33,635	OUVR. DE BASE CIMENT
LIME	3,345		1,111	4,456	CHAUX
NON-MET. MIN. BASIC PROD.	5,421		25	5,446	PROD. MIN. NON-MET. BASE
MISC. FABRICATED PROD.	672			672	OUVRAGES DIVERS
TRACTORS	3,746	124	90	3,960	TRACTEURS
MACHINERY NES	48,826	1,795	10,185	60,806	MACHINES NDA
RAILWAY ROLLING STOCK	21,053			21,053	MAT. ROUL. DE CH. DE FER
PASS. AUTOS AND CHASSIS	29,112		258	29,370	VOITURES PART., CHASSIS
BUSES AND CHASSIS	105			105	AUTOBUS ET CHASSIS
TRUCKS AND CHASSIS	5,171	504	610	6,285	CAMIONS ET CHASSIS
MOTOR VEHICLE ENGINES	2,408		310	2,718	MOTEURS DE VEH. AUTOM.
ROAD MOTOR VEH. NES	4,971		662	5,633	VEH. AUTOM. ROUTIERS NDA
SHIPS, AIRCRAFT, MIS. VEH	989	5	102	1,096	NAVIRES, AVIONS, VEH. DIV
RUBBER TIRES AND TUBES	2,731		40	2,771	PNEUS, CHAMBRES A AIR
EQUIPMENT MISC.	27,351	430	1,774	29,555	MATERIEL DIVERS
PERSONAL, HOUSEHOLD GOODS	15,669	1,270	417	17,356	ART. PERS. ET MENAGERS
FIREARMS, AMMUNITION	1		2	3	ARMES A FEU, MUNITIONS
CONTAINERS, CLOSURES	32,262	936	4,611	37,809	CONTENEURS, FERMETURES
MISC. END PRODUCTS NES	11,401	681	3,018	15,100	PRODUITS FINIS DIV. NDA
GENERAL CARGO	123,194	13,423	13,389	150,006	MARCHANDISES DIVERSES
GRAND TOTAL	23,377,855 *	25,848,283 *	10,709,462 *	59,935,600 *	TOTAL GLOBAL

TABLE 13. CARGOES UNLOADED AT CANADIAN PORTS IN COASTWISE SHIPPING, BY COMMODITY AND GEOGRAPHIC AREA, IN 1975

TABLEAU 13. MARCHANDISES DECHARGÉES DANS LES PORTS CANADIENS EN CABOTAGE NATIONAL, PAR MARCHANDISE ET RÉGION GÉOGRAPHIQUE, EN 1975

COMMODITY	ATLANTIC ATLANTIQUE	GREAT LAKES GRANDS LACS	PACIFIC PACIFIQUE	TOTAL TOTAL	MARCHANDISES
CATTLE	1,230			1,230	BOVINS
LIVE ANIMALS, NES	165			165	ANIMAUX VIVANTS, NDA
MEAT, FRESH OR FROZEN	26,708		407	27,115	VIANDE, FRAICHE / CONG.
MEAT, CURED	221			221	VIANDE FUMÉE OU SALEE
MEAT AND MEAT PREP. NES	2,566		77	2,643	VIANDES ET PREP. NDA
FISH, FRESH OR FROZEN	3,579		1,821	5,400	POISSON, FRAIS OU CONG.
FISH, SALTED OR CURED	449			449	POISSON, SALE OU FUMÉ
FISH, CANNED	1,386		294	1,680	POISSON EN BOITES
LOBSTER	2			2	HOMARD
SHELL FISH, NES	88		795	883	MOLLUSQUES CRUST., NDA
BUTTER	537			537	BEURRE
CHEESE	383			383	FROMAGE
MILK POWDER	193			193	LAIT EN POUVRE
DAIRY PRD., EGGS, HONEY	7,608	249	43	7,900	PROD. LAIT., OEUFS, MIEL
BARLEY	2,191,597	314,304		2,505,901	ORGE
CORN	205,705	113,966		319,671	MAIS
OATS	201,626	109,013		310,639	AVOINE
RYE	139,869	16,188		156,057	SEIGLE
WHEAT	8,278,572	2,103,018		10,381,590	BLÉ
CEREALS UNMILLED, NES	86			86	CEREALES NON MOUL., NDA
CORN MEAL AND FLOUR	688			688	SEMOULE, FARINE DE MAIS
CORN STARCH			42	42	FECULE DE MAIS
MALT AND MALT FLOUR	42,247	4,417		46,664	MALT ET FARINE DE MALT
WHEAT FLOUR	25,688		10	25,698	FARINE DE BLÉ
CEREALS MILLED, NES	6,904			6,904	CEREALES MOULUES, NDA
BAKERY PRD., INC. FROZEN	3,163			3,163	PROD. BOUL., PROD. CONG.
MACARONI, CEREAL PROD.	2,637			2,637	PÂTES ALIM., PROD. CEREAL
APPLES	499			499	POMMES
FRESH FRUITS, BERRIES	6,444			6,444	FRUITS, BAIES FRAIS
FROZEN FRUITS, BERRIES	367			367	FRUITS, BAIES CONGÉLÉS
DRIED FRUITS	143			143	FRUITS SECS
FRUIT JUICES	1,333			1,333	JUS DE FRUIT
FRUITS, PREP. CANNED	9,784	13,918	30	23,732	FRUITS PREP. EN BOITE
POTATOES	18,393			18,393	POMMES DE TERRE
VEGETABLES, FRESH	16,580		921	17,501	LEGUMES, FRAIS
VEGETABLES, FROZEN	352		15	367	LEGUMES, CONGÉLÉS
VEGETABLES, DRIED	220			220	LEGUMES, SECS
VEGETABLE PREP. NES	15,073	18,162	159	33,394	PREP. DE LEGUMES NDA
RAW SUGAR		11,226		11,226	SUCRE BRUT
SUGAR, NES	17,181			17,181	SUCRE, NDA
MOLASSES, REFINED	343			343	MELASSE, RAFFINÉE
SYRUP	97			97	SIRUP
SUGAR PREPARATIONS	2,047		39	2,086	PREP. A BASE DE SUCRE
COCOA AND CHOCOLATE	27			27	CACAO ET CHOCOLAT
COFFEE	39			39	CAFÉ
TEA	117			117	THÉ
SPICES	37			37	ÉPICES
VINEGAR	319			319	VINAIGRE
MARGARINE	483			483	MARGARINE
SHORTENING	169			169	GRAISSE CULINAIRE
LARD	127			127	SAINDOUX
SAUSAGE SKINS, CASINGS	53			53	BOYAUX A SAUCISSES
MISC. FOOD PREP. NES	78,299	18,837	16,256	113,392	DTV, PREP. ALIM. NDA
HAY, FORAGE, STRAW	6,025		2	6,027	FOIN, FOURRAGE, PAILLE
HULLS, SCREENINGS, CHAFF	4,137	54,685		58,822	ÉCOURURES, CRIBLURES, BAL
BRAN, SHORTS, MIDOLINGS	52			52	SON, ISSUES DE CEREALES
GROUND CEREALS NES	5,630		5	5,635	CEREALES MOULUES NDA
FEEDS, VEGETABLE ORIGIN	220			220	PROD. D'ORIGINE VÉGÉTALE
FEEDS OF ANIMAL ORIGIN	18,277		16	18,293	PROD. D'ORIGINE ANIMALE
CONC. COMPLETE FEEDS	5,450		31	5,481	CONC., PROV. COMPLETES
NON-ALCOHOLIC BEVERAGE	3,473	1,670	7	5,150	BOISSONS NON-ALCOOLIQ.
ALE, BEER, STOUT, PORTER	8,678		4,877	13,555	ALE, BIÈRE, STOUT, PORTER
WINES	205	1,077	6	1,288	VINS
FERM. ALCOHOLIC BEV.	40			40	BOISS. ALCOOL. FERMEN.
DIST. ALCOHOLIC BEV.	842	2,169	723	3,734	BOISS. ALCOOL. DIST.
CIGARETTES	30			30	CIGARETTES
TOBACCO NES	4			4	TABACS NDA
RAW HIDES AND SKINS	36			36	PEAUX ET CUIRS BRUT
CRUDE ANIMAL PROD. NES	101		11	112	PR. BRUTS ORIG. ANIM. NDA
SEEDS FOR SOWING NES	3			3	GRAINES DE SEMENCE NDA
FLAXSEED		23,827		23,827	GRAINE DE LIN
RAPESEED	20,906			20,906	GRAINE DE COLZA
SOYA BEANS		45,821		45,821	GRAINE DE SOYA
NURSERY, GREENHOUSE STOCK	9		7	16	PROD. PÉPINIÈRE, SERRE
CRUDE VEG. PRD. NES	80			80	PR. BRUTS ORIG. VÉG. NDA
LOGS			4,351,151	4,351,151	BILLES
BOLTS, ROUND TIMBER	8,900			11,500	BILLOTS, BOIS ROND
PULPWOOD	1,104,635		760,466	1,865,101	BOIS A PATE

TABLE 13. CARGOES UNLOADED AT CANADIAN PORTS IN COASTWISE SHIPPING, BY COMMODITY AND GEOGRAPHIC AREA, IN 1975

TABLEAU 13. MARCHANDISES DECHARGEES DANS LES PORTS CANADIENS EN CABOTAGE NATIONAL, PAR MARCHANDISE ET REGION GEOGRAPHIQUE, EN 1975

COMMODITY	ATLANTIC ATLANTIQUE	GREAT LAKES GRANDS LACS	PACIFIC PACIFIQUE	TOTAL TOTAL	MARCHANDISES
CRUDE WOOD MTLs. NES	284			284	MATIERES BOIS BRUT NOA
WOOL AND ANIMAL HAIR	15			15	LAINE, POILS DANIMAL
COPPER ORE AND CONC.	29,817			29,817	MINERAL, CONC. CUIVRE
IRON ORE AND CONC	1,135,883	5,135,985		6,271,868	MINERAL, CONC. DE FER
MANGANESE ORE	68,612	3,538		72,150	MINERAL DE MANGANESE
TITANIUM ORE	2,576,481			2,576,481	MINERAL DE TITANE
ZINC ORE AND CONC.	16,502			16,502	MINERAL, CONC. DE ZINC
ORES AND CONC. NES	75	50		125	MINERAIS ET CONC. NDA
IRON AND STEEL SCRAP	9,793		1,510	11,303	DECHETS DE FER, DACIER
NON-FERROUS MET. SCRAP	154			154	DECHETS METAL. NON FER.
COAL, BITUMINOUS	259,728	763,895		1,023,623	CHARBON BITUMINEUX
CRUDE PETROLEUM	489,507			489,507	PETROLE BRUT
BENTONITE	18,970			18,970	BENTONITE
DOLOMITE	20,029			20,029	DOLOMITE
CLAY MATERIALS NES	1,557			1,557	MATIERES ARGIL. NDA
SAND AND GRAVEL	1,204	39	2,034,197	2,035,440	SABLE ET GRAVIERS
LIMESTONE	7,829	2,556,567	334,478	2,898,874	PIERRE CALCAIRE
STONE, CRUDE NES	29,646	344,835	36,835	411,316	PIERRE BRUTE NDA
BARYTES, NATURAL	1,050			1,050	BARYTINE NATURELLE
GYPNUM	582,357	119,600		701,957	GYPSE
SALT	699,686	474,313	34,689	1,208,688	SEL
SULPHUR IN ORES			7,937	7,937	SOUFRE EN MINERAL
CRUDE NON-MET. MIN. NES	435		2,192	2,627	MIN. NON-MET. BRUTS NDA
COTTON, TEXTILE WASTE	23			23	DECHETS DE COTON, TEXT.
HOGGED FUEL, WOOD			93,010	93,010	BOIS DE CHAUFFAGE
WASTE AND SCRAP NES	5,268		64,146	69,414	DECHETS ET REBUTS NDA
RUBBER FAB. MATERIALS	8,381			8,381	DEMI-PROD. CAOUTCHOUC
LUMBER AND TIMBER	95,891	2,282	256,693	354,866	BOIS OEUVRE ET CHARP.
FLOORING	58			58	LAMES POUR PARQUET
RAILWAY TIES	5,033			5,033	TRAVERSES DE CH. FER
SHINGLES AND SHAKES	3,154		125	3,279	BARDEAUX, BARD. FACADE
SAWMILL PRODUCTS NES	74	55		129	SCIAGES NDA
VENEER, PLYWOOD	27,205	780	5,115	33,100	PLACAGES, CONTRE-PLAQ.
COOPERAGE STOCK	10			10	DEMI-PROD. TONNELLERIE
WOOD FAB. MATERIALS	4,922		1,484	6,406	DEMI-PRODUITS EN BOIS
PULP	5,540		102,723	108,263	PATE
NEWSPRINT PAPER	18,051	83	204,240	222,374	PAPIER JOURNAL
PAPER NES	55,805		1,770	57,575	PAPIER NDA
PAPERBOARD	14,521	46,420	720	61,661	CARTON
BLDG. PAPER AND BOARD	62,016		27,512	89,528	PLAQ. CONSTR., PAP/CART.
WET MACHINE BOARD	235			235	CARTON EN PATE PRESSE
CORDAGE, TWINE, ROPE	72			72	CORDAGE, FICELLE, CORDE
JUTE WOVEN FABRICS	45	6		51	TISSUS DE JUTE
TEXTILE FAB. MTL NES	4,622			4,622	OUVR. EN MAT. TEXT. NDA
FISH, MARINE ANIMAL OIL	2,438			2,438	HUIL. DE POISSON, AN. MAR
VEG. OILS, FATS NES	3,325	3,587		6,912	HUIL. MAT. GRAS. VEG. NDA
OILS, FATS, WAXES NES	413		76	489	HUIL. MAT. GRAS. CIRE NDA
SULPHURIC ACID	960		2,371	3,331	ACIDE SULFURIQUE
METALLIC SALTS	104,927	130,832	6,357	242,116	SELS METALLIQUES
INORGANIC CHEMS. NES	148,649	176,827	168,838	494,314	PROD. CHIM. INORG. NDA
GLYCOL	1,645	7,126		8,771	GLYCOL
ORGANIC CHEMICALS NES	9,583	18,386	21,570	49,539	PROD. CHIM. ORGAN. NDA
EXPLOS., FUSES, CAPS	14,228		5,728	19,956	EXPLOS., AMORCES, DET.
FERTILIZERS NES	12,360		1,605	13,965	ENGRAIS CHIMIQUE NDA
AGRICULTURAL CHEMICALS	92		16	108	PROD. CHIM. AGRICOLES
SYNTHETIC RUBBER	10	1,100		1,110	CAOUTCHOUC SYNTHETIQUE
PLASTIC MATERIALS	2,805	63		2,868	MATIERES PLASTIQUES
DYESTUFF, PIGMENT, PAINT	3,532	37	61	3,630	MAT. COLOR. PIG. PEINTURE
CHEM. SPECIALTIES NES	7,735	8,284	58	16,077	PROD. CHIM. SPECIAUX NDA
GASOLINE	3,051,386	1,207,894	395,544	4,654,824	ESSENCE
FUEL OIL	8,611,166	2,589,010	1,136,215	12,336,391	MAZOUT
LUBRICATING OIL, GREASE	11,080	152,655	10,830	174,565	HUILE, GRAISSE LUBRIF.
COKE	65,525	3,610		69,135	COKE
ASPHALTS, ROAD OILS	35,250	101		35,351	ASPHALTE, BITUME LIQ.
COAL TAR, PITCH	119			119	GOUDRON, BRAT DE BOUIL.
PETROL. COAL PROD. NES	293,848	39,655	3,741	337,244	DERIVE PETR. CHARB. NDA
FERRO-ALLOYS	1,079	304		1,383	FERRO-ALLIAGES
PIG IRON		14,212		14,212	FER EN GUEUSE
PRIMARY IRON, STEEL NES	1,923	4,369	142	6,434	FER, ACIER PRIMAIR. NDA
CASTINGS, FORGINGS	40,091	11	7,875	47,977	MOUL. PIECES FORGEES
BARs AND RODS, STEEL	5,152	3,351	291	8,794	BARRES ET TIGES ACIER
PLATE & SHEET STEEL	18,346	314,781	4	333,131	TOLES, FEUILLES DACIER
STRUCTURAL SHAPES	43,485	35,629	1,980	81,094	PRDFILES DE CONSTRUCT.
RAILS & TRACK MATERIAL	20,319	5,941	1,210	27,470	RAILS, MAT. VOIE FERREE
PIPES, TUBES: IRON, STEEL	17,160	7,758	969	25,887	TUYAUX, TUBES: FER, ACIER
WIRE	1,069	3,094	806	4,969	FIL METALLIQUE
ALUMINUM	42,086		552	42,638	ALUMINIUM
COPPER AND ALLOYS	34			34	CUIVRE ET ALLIAGES

TABLE 13. CARGOES UNLOADED AT CANADIAN PORTS IN COASTWISE SHIPPING, BY COMMODITY AND GEOGRAPHIC AREA, IN 1975

TABLEAU 13. MARCHANDISES DECHARGEES DANS LES PORTS CANADIENS EN CABOTAGE NATIONAL, PAR MARCHANDISE ET REGION GEOGRAPHIQUE, EN 1975

COMMODITY	ATLANTIC ATLANTIQUE	GREAT LAKES GRANDS LACS	PACIFIC PACIFIQUE	TOTAL TOTAL	MARCHANDISES
ZINC AND ALLOYS	22	6,441		6,463	ZINC ET ALLIAGES
NON-FERROUS METALS NES	101			101	METAUX NON-FERREUX NDA
METAL FAB. BASIC PROD.	19,747	4,037	9,408	33,192	OUVR. DE BASE EN METAL
BUILDING BRICK, CLAY	321		200	521	BRIQ. A BATIR ARGILE
DRAIN TILES, PIPES	42			42	TUILES TUY. DE DRAINAGE
BRICKS, TILES NES	4,016	205	16	4,237	BRIQUES, TUILES NDA
GLASS BASIC PRODUCTS	2,308			2,308	OUVR. DE BASE EN VERRE
ASBESTOS BASIC PROD.	257	582		839	OUVR. DE BASE AMIANTE
CEMENT	65,027	596,177	319,704	980,908	CIMENT
CEMENT BASIC PROD.	3,050	6,918	23,667	33,635	OUVR. DE BASE CIMENT
LIME	3,345		1,111	4,456	CHAUX
NON-MET. MIN. BASIC PROD.	5,421		25	5,446	PROD. MIN. NON-MET. BASE
MISC. FABRICATED PROD.	672			672	OUVRAGES DIVERS
TRACTORS	3,746	124	90	3,960	TRACTEURS
MACHINERY NES	48,795	1,826	10,185	60,806	MACHINES NDA
RAILWAY ROLLING STOCK	21,053			21,053	MAT. ROUL. DE CH. DE FER
PASS. AUTOS AND CHASSIS	29,112		258	29,370	VOITURES PART. CHASSIS
BUSES AND CHASSIS	105			105	AUTOBUS ET CHASSIS
TRUCKS AND CHASSIS	5,675		610	6,285	CAMIONS ET CHASSIS
MOTOR VEHICLE ENGINES	2,408		310	2,718	MOTEURS DE VEH. AUTOM.
ROAD MOTOR VEH. NES	4,971		662	5,633	VEH. AUTOM. ROUTIERS NDA
SHIPS, AIRCRAFT, MIS. VEH	989	5	102	1,096	NAVIRES, AVIONS, VEH. DIV
RUBBER TIRES AND TUBES	2,731		40	2,771	PNEUS, CHAMBRES A AIR
EQUIPMENT MISC.	27,351	430	1,774	29,555	MATERIEL DIVERS
PERSONAL, HOUSEHOLD GOODS	15,669	1,270	417	17,356	ART. PERS. ET MENAGERS
FIREARMS, AMMUNITION	1		2	3	ARMES A FEU, MUNITIONS
CONTAINERS, CLOSURES	32,256	942	4,611	37,809	CONTENEURS, FERMETURES
MISC. END PRODUCTS NES	11,401	681	3,018	15,100	PRODUITS FINIS DIV. NDA
GENERAL CARGO	123,194	13,423	13,389	150,006	MARCHANDISES DIVERSES
GRAND TOTAL	31,766,302 *	17,662,673 *	10,506,625 *	59,935,600 *	TOTAL GLOBAL

TABLE 14. VESSEL ARRIVALS AND DEPARTURES IN COASTWISE SHIPPING, BY PORT, IN 1975

TABLEAU 14. ARRIVEES ET DEPARTS DE NAVIRES EN CABOTAGE NATIONAL, PAR PORT, EN 1975

PROVINCE - PORT	(*)	ARRIVED / ARRIVE		DEPARTED / PARTI		TOTAL / TOTAL	
		NUMBER NOMBRE	NET TONNAGE TONNAGE NET	NUMBER NOMBRE	NET TONNAGE TONNAGE NET	NUMBER NOMBRE	NET TONNAGE TONNAGE NET
NEWFOUNDLAND / TERRE-NEUVE							
ARGENTIA	B	108	270,483	64	219,377	172	489,860
	C	47	29,607	87	41,720	134	71,327
		155	300,090	151	261,097	306	561,187
BAIE VERTE	B	38	16,753	57	60,669	95	77,422
	C	25	48,760	4	1,564	29	50,324
		63	65,513	61	62,233	124	127,746
BAY ROBERTS	B	11	4,522	16	8,515	27	13,037
	C	14	6,854	10	3,947	24	10,801
		25	11,376	26	12,462	51	23,838
BELL ISLAND	B			1	990	1	990
	C	4	5,910	1	1,017	5	6,927
		4	5,910	2	2,007	6	7,917
BOTWOOD	B	11	8,207	34	63,438	45	71,645
	C	32	99,225			32	99,225
		43	107,432	34	63,438	77	170,870
BURIN	B	56	24,254	135	71,199	191	95,453
	C	96	50,690	19	5,891	115	56,581
		152	74,944	154	77,090	306	152,034
BURGED	B	177	80,797	475	207,909	652	288,706
	C	311	130,226	92	32,278	403	162,504
		488	211,023	567	240,187	1,055	451,210
CARMANVILLE	B			1	1,619	1	1,619
	C	1	1,619			1	1,619
		1	1,619	1	1,619	2	3,238
CATALINA	B	4	2,014	12	22,112	16	24,126
	C	15	27,509	2	578	17	28,087
		19	29,523	14	22,690	33	52,213
CLARENVILLE	B			8	21,337	8	21,337
	C	16	76,761			16	76,761
		16	76,761	8	21,337	24	98,098
CORNER BROOK	B	32	25,796	75	186,678	107	212,474
	C	122	323,293	78	145,727	200	469,020
		154	349,089	153	332,405	307	681,494
COME-BY-CHANCE	B	38	180,030	2	4,398	40	184,428
	C	3	15,804	74	573,255	77	589,059
		41	195,834	76	577,653	117	773,487
FORTUNE	B	103	46,089	108	45,684	211	91,773
	C	80	37,607	68	24,537	148	62,144
		183	83,696	176	70,221	359	153,917
GOOSE BAY	B	35	22,126	47	60,804	82	82,930
	C	101	306,153	97	370,093	198	676,246
		136	328,279	144	430,897	280	759,176
GRAND BANK	B	96	40,662	149	54,756	245	95,418
	C	105	38,927	44	16,158	149	55,085
		201	79,589	193	70,914	394	150,503
HARBOUR BRETON	B	188	82,997	394	188,395	582	271,392
	C	191	93,848	33	10,352	224	104,200
		379	176,845	427	198,747	806	375,592
HARBOUR GRACE	B	2	287	8	13,368	10	13,655
	C	10	20,381	2	1,263	12	21,644
		12	20,668	10	14,631	22	35,299
RAMEA	B	273	129,489	379	158,505	652	287,994
	C	307	100,002	123	29,897	430	129,899
		580	229,491	502	188,402	1,082	417,893
HOLYROOD	B	19	34,666	6	10,316	25	44,982
	C	10	62,042	23	97,866	33	159,908
		29	96,708	29	108,182	58	204,890
LEWISPORTE	B	42	27,969	45	86,657	87	114,626
	C	92	132,930	90	59,649	182	192,579
		134	160,899	135	146,306	269	307,205
LITTLE BAY	B	4	2,395	7	1,880	11	4,275
	C	3	980	1	1,619	4	2,499
		7	3,275	8	3,499	15	6,774

B - BALLAST, C - CARGO / CARGAISON.

TABLE 14. VESSEL ARRIVALS AND DEPARTURES IN COASTWISE SHIPPING, BY PORT, IN 1975

TABLEAU 14. ARRIVEES ET DEPARTS DE NAVIRES EN CABOTAGE NATIONAL, PAR PORT, EN 1975

PROVINCE - PORT	(*)	ARRIVED / ARRIVE		DEPARTED / PARTI		TOTAL / TOTAL	
		NUMBER NOMBRE	NET TONNAGE TONNAGE NET	NUMBER NOMBRE	NET TONNAGE TONNAGE NET	NUMBER NOMBRE	NET TONNAGE TONNAGE NET
LONG POND	B			14	36,628	14	36,628
	C	15	38,787			15	38,787
		15	38,787	14	36,628	29	75,415
MARYSTOWN	B	101	44,970	178	86,813	279	131,783
	C	112	59,374	32	10,944	144	70,318
		213	104,344	210	97,757	423	202,101
PORT AUX BASQUES	B	247	235,405	244	572,757	491	808,162
	C	1,517	4,989,203	1,148	3,720,651	2,665	8,709,854
		1,764	5,224,608	1,392	4,293,408	3,156	9,518,016
PORT HOPE SIMPSON	B	32	15,809	72	32,465	104	48,274
	C	60	26,460	19	9,329	79	35,789
		92	42,269	91	41,794	183	84,063
LONG HARBOUR	B	15	29,888	2	17,880	17	47,768
	C	1	12,768	19	39,189	20	51,957
		16	42,656	21	57,069	37	99,725
ST. ALBANS	B	69	27,742	104	56,809	173	84,551
	C	69	35,490	35	10,331	104	45,821
		138	63,232	139	67,140	277	130,372
ST. JOHNS	B	48	45,523	210	448,673	258	494,196
	C	312	829,234	162	429,903	474	1,259,137
		360	874,757	372	878,576	732	1,753,333
ST. LAWRENCE	B	21	7,108	76	24,634	97	31,742
	C	60	18,921	2	469	62	19,390
		81	26,029	78	25,103	159	51,132
STEPHENVILLE	B	33	145,871	33	61,406	66	207,277
	C	47	414,678	31	316,102	78	730,780
		80	560,549	64	377,508	144	938,057
TILT COVE	B	8	12,952	1	1,619	9	14,571
	C			7	11,333	7	11,333
		8	12,952	8	12,952	16	25,904
NFLD-NES/T-N -NDA	B	4,280	1,927,527	4,724	2,225,745	9,004	4,153,272
	C	2,671	1,267,160	2,162	893,536	4,833	2,160,696
		6,951	3,194,687	6,886	3,119,281	13,837	6,313,968
TOTAL - PROVINCE	B	6,091	3,492,331	7,681	5,054,035	13,772	8,546,366
	C	6,449	9,301,103	4,465	6,859,198	10,914	16,160,301
		12,540 **	12,793,434 **	12,146 **	11,913,233 **	24,686 **	24,706,667 **
PR. EDWARD ISLAND / ILE DU PR. EDOUARD							
CHARLOTTETOWN	B	51	55,371	69	356,917	120	412,288
	C	103	433,530	79	65,000	182	498,530
		154	488,901	148	421,917	302	910,818
SOURIS	B	1	260	1	260	2	520
	C						
		1	260	1	260	2	520
SUMMERSIDE	B	10	2,781	12	13,725	22	16,506
	C	4	13,528			4	13,528
		14	16,309	12	13,725	26	30,034
PEI-NES/IPE-NDA	B	4	535	2	349	6	884
	C			2	178	2	178
		4	535	4	527	8	1,062
TOTAL - PROVINCE	B	66	58,947	84	371,251	150	430,198
	C	107	447,058	81	65,178	188	512,236
		173 **	506,005 **	165 **	436,429 **	338 **	942,434 **
NOVA SCOTIA / NOUVELLE-ECOSSE							
BRIDGEWATER	B			4	8,169	4	8,169
	C	6	10,902			6	10,902
		6	10,902	4	8,169	10	19,071
DIGBY	B	9	423	18	10,476	27	10,899
	C	9	10,053			9	10,053
		18	10,476	18	10,476	36	20,952
HALIFAX	B	323	981,345	132	537,301	455	1,518,646
	C	77	478,525	296	913,231	373	1,391,756
		400	1,459,870	428	1,450,532	828	2,910,402

B - BALLAST, C - CARGO / CARGAISON.

TABLE 14. VESSEL ARRIVALS AND DEPARTURES IN COASTWISE SHIPPING, BY PORT, IN 1975

TABLEAU 14. ARRIVÉES ET DÉPARTS DE NAVIRES EN CABOTAGE NATIONAL, PAR PORT, EN 1975

PROVINCE - PORT	(*)	ARRIVED / ARRIVE		DEPARTED / PARTI		TOTAL / TOTAL	
		NUMBER NOMBRE	NET TONNAGE TONNAGE NET	NUMBER NOMBRE	NET TONNAGE TONNAGE NET	NUMBER NOMBRE	NET TONNAGE TONNAGE NET
LITTLE NARROWS	B	28	166,768			28	166,768
	C			29	171,881	29	171,881
		28	166,768	29	171,881	57	338,649
LIVERPOOL	B	9	603	20	28,218	29	28,821
	C	7	22,879			7	22,879
		16	23,482	20	28,218	36	51,700
LUNENBURG	B			1	2,179	1	2,179
	C	1	2,179	1	2,179	2	4,358
MARGARETSVILLE	B	28	2,184	55	32,247	83	34,431
	C	28	31,180	1	1,117	29	32,297
		56	33,364	56	33,364	112	66,728
MULGRAVE	B	5	7,356	5	7,356	10	14,712
	C						
		5	7,356	5	7,356	10	14,712
NORTH SYDNEY	B	182	715,124	97	435,736	279	1,150,860
	C	963	3,535,488	1,471	4,951,280	2,434	8,486,768
		1,145	4,250,612	1,568	5,387,016	2,713	9,637,628
PICTOU	B	39	25,778	29	56,998	68	82,776
	C	21	45,495	33	8,580	54	54,075
		60	71,273	62	65,578	122	136,851
PORT HAWKESBURY	B	235	841,990	38	73,736	273	915,726
	C	8	54,690	219	989,320	227	1,044,010
		243	896,680	257	1,063,056	500	1,959,736
PUGWASH	B	39	91,014	5	10,767	44	101,781
	C			34	80,247	34	80,247
		39	91,014	39	91,014	78	182,028
SHELBURNE	B	9	22,054	10	21,525	19	43,579
	C	8	18,995	2	5,596	10	24,591
		17	41,049	12	27,121	29	68,170
SYDNEY	B	17	59,633	126	650,573	143	710,206
	C	126	745,222	14	116,382	140	861,604
		143	804,855	140	766,955	283	1,571,810
WALTON	B						
	C			1	530	1	530
				1	530	1	530
YARMOUTH	B	26	5,318	48	28,732	74	34,050
	C	19	21,115			19	21,115
		45	26,433	48	28,732	93	55,165
NS.-NES/N-E,-NDA	B	5	106	4	72	9	178
	C						
		5	106	4	72	9	178
TOTAL - PROVINCE	B	954	2,919,696	592	1,904,085	1,546	4,823,781
	C	1,273	4,976,723	2,100	7,238,164	3,373	12,214,887
		2,227 **	7,896,419 **	2,692 **	9,142,249 **	4,919 **	17,038,668 **
NEW BRUNSWICK / NOUVEAU-BRUNSWICK							
BATHURST	B	4	6,551	21	51,896	25	58,447
	C	18	53,290			18	53,290
		22	59,841	21	51,896	43	111,737
BELLEDUNE	B	12	4,299	11	466	23	4,765
	C						
		12	4,299	11	466	23	4,765
BLACKS HBR	B	50	11,292	19	7,014	69	18,306
	C	104	14,352	135	18,630	239	32,982
		154	25,644	154	25,644	308	51,288
CAMPBELLTON	B	1	2,825	6	15,757	7	18,582
	C	6	23,076			6	23,076
		7	25,901	6	15,757	13	41,658
CARAQUET	B	1	14	2	1,646	3	1,660
	C	1	1,632			1	1,632
		2	1,646	2	1,646	4	3,292
CHATHAM	B	2	2,193	44	132,000	46	134,193
	C	44	145,697			44	145,697
		46	147,890	44	132,000	90	279,890

B - BALLAST. C - CARGO / CARGAISON.

TABLE 14. VESSEL ARRIVALS AND DEPARTURES IN COASTWISE SHIPPING, BY PORT, IN 1975

TABLEAU 14. ARRIVÉES ET DÉPARTS DE NAVIRES EN CABOTAGE NATIONAL, PAR PORT, EN 1975

PROVINCE - PORT	(*)	ARRIVED / ARRIVE		DEPARTED / PARTI		TOTAL / TOTAL	
		NUMBER NOMBRE	NET TONNAGE TONNAGE NET	NUMBER NOMBRE	NET TONNAGE TONNAGE NET	NUMBER NOMBRE	NET TONNAGE TONNAGE NET
DALHOUSIE	B	3	6,638	9	29,709	12	36,347
	C	13	73,889			13	73,889
		16	80,527	9	29,709	25	110,236
GRAND MANAN	B	15	592	31	20,060	46	20,652
	C	17	19,492			17	19,492
		32	20,084	31	20,060	63	40,144
NEWCASTLE	B	12	24,629	43	172,374	55	197,003
	C	34	175,617			34	175,617
		46	200,246	43	172,374	89	372,620
SAINT JOHN	B	305	570,639	166	72,018	471	642,657
	C	14	40,648	203	923,691	217	964,339
		319	611,287	369	995,709	688	1,606,996
ST. ANDREWS	B	27	10,577	58	14,855	85	25,432
	C	124	17,112	93	12,834	217	29,946
		151	27,689	151	27,689	302	55,378
ST. STEPHEN	B	96	33,643	139	97,496	235	131,139
	C	47	58,895			47	58,895
		143	92,538	139	97,496	282	190,034
N.B.-NES/NDA	B	1	1,632	15	15,776	16	17,408
	C	13	15,563			13	15,563
		14	17,195	15	15,776	29	32,971
TOTAL - PROVINCE	B	529	675,524	564	631,067	1,093	1,306,591
	C	435	639,263	431	955,155	866	1,594,418
		964 **	1,314,787 **	995 **	1,586,222 **	1,959 **	2,901,009 **
QUEBEC / QUEBEC							
BAIE COMEAU	B	120	87,705	269	1,862,046	389	1,949,751
	C	238	1,455,687	106	55,605	344	1,511,292
		358	1,543,392	375	1,917,651	733	3,461,043
BELOEIL	B	25	4,464	3	639	28	5,103
	C			23	4,016	23	4,016
		25	4,464	26	4,655	51	9,119
BLANC SABLON	B	13	5,455	55	39,864	68	45,319
	C	55	40,684	12	5,583	67	46,267
		68	46,139	67	45,447	135	91,586
BLACK CAPE	B			5	20,557	5	20,557
	C	5	20,557			5	20,557
		5	20,557	5	20,557	10	41,114
CAP CHAT	B	3	2,584			3	2,584
	C			3	2,584	3	2,584
		3	2,584	3	2,584	6	5,168
CARLETON	B	2	336			2	336
	C			1	289	1	289
		2	336	1	289	3	625
CHANDLER	B			8	26,084	8	26,084
	C	8	26,084			8	26,084
		8	26,084	8	26,084	16	52,168
CHICOUTIMI	B	13	17,817	135	330,770	148	348,587
	C	125	341,188			125	341,188
		138	359,005	135	330,770	273	689,775
FORESTVILLE	B	128	348,064	74	18,712	202	366,776
	C	10	15,960	64	345,312	74	361,272
		138	364,024	138	364,024	276	728,048
GASPE	B	10	20,353	35	132,556	45	152,909
	C	28	125,405	2	3,058	30	128,463
		38	145,758	37	135,614	75	281,372
GRANDE VALLEE	B	1	93	1	93	2	186
	C						
		1	93	1	93	2	186
GRINDSTONE	B	5	1,288	47	58,674	52	59,962
	C	102	76,791	60	19,405	162	96,196
		107	78,079	107	78,079	214	156,158
HAVRE ST. PIERRE	B	103	1,062,590	87	77,369	190	1,139,959
	C	91	75,965	101	949,263	192	1,025,228
		194	1,138,555	188	1,026,632	382	2,165,187

B - BALLAST, C - CARGO / CARGAISONS.

TABLE 14. VESSEL ARRIVALS AND DEPARTURES IN COASTWISE SHIPPING, BY PORT, IN 1975

TABLÉAU 14. ARRIVÉES ET DÉPARTS DE NAVIRES EN CABOTAGE NATIONAL, PAR PORT, EN 1975

PROVINCE - PORT	(*)	ARRIVED / ARRIVE		DEPARTED / PARTI		TOTAL / TOTAL	
		NUMBER NOMBRE	NET TONNAGE TONNAGE NET	NUMBER NOMBRE	NET TONNAGE TONNAGE NET	NUMBER NOMBRE	NET TONNAGE TONNAGE NET
LES ESCOUMINS	B	76	65,900	1	64	77	65,964
	C			80	68,091	80	68,091
		76	65,900	81	68,155	157	134,055
MATANE	B	47	38,776	28	68,329	75	107,105
	C	12	68,178	30	19,617	42	87,795
		59	106,954	58	87,946	117	194,900
MONT LOUIS	B	12	4,662	9	23,208	21	27,870
	C	7	22,836	10	4,290	17	27,126
		19	27,498	19	27,498	38	54,996
MONTREAL	B	911	2,085,752	524	2,586,231	1,435	4,671,983
	C	659	3,215,408	1,057	2,690,154	1,716	5,905,562
		1,570	5,301,160	1,581	5,276,385	3,151	10,577,545
CONTRECOEUR	B	75	485,240	54	242,348	129	727,588
	C	50	229,659	23	150,185	73	379,844
		125	714,899	77	392,533	202	1,107,432
LANDRAIE	B			4	2,776	4	2,776
	C	4	2,776			4	2,776
		4	2,776	4	2,776	8	5,552
VARENNES	B	14	14	22	45,102	36	45,116
	C	11	61,996			11	61,996
		25	62,010	22	45,102	47	107,112
NEW RICHMOND	B	1	2,179	10	60,963	11	63,142
	C	11	73,373			11	73,373
		12	75,552	10	60,963	22	136,515
PASPEBIAC	B			5	14,916	5	14,916
	C	4	8,272			4	8,272
		4	8,272	5	14,916	9	23,188
POINT AU PIC	B	37	20,707	48	16,550	85	37,257
	C	51	13,710	40	14,162	91	27,872
		88	34,417	88	30,712	176	65,129
PORT ALFRED	B	8	14,327	114	297,919	122	312,246
	C	117	216,918	2	5,054	119	221,972
		125	231,245	116	302,973	241	534,218
PORT CARTIER	B	67	717,895	221	1,450,742	288	2,168,637
	C	198	1,386,661	14	20,623	212	1,407,284
		265	2,104,556	235	1,471,365	500	3,575,921
PORT MENIER	B	9	8,355	14	11,317	23	19,672
	C	28	30,074	25	30,476	53	60,550
		37	38,429	39	41,793	76	80,222
QUEBEC	B	276	422,973	401	1,820,164	677	2,243,137
	C	369	2,276,544	200	579,999	569	2,856,543
		645	2,699,517	601	2,400,163	1,246	5,099,680
RIMOUSKI	B	121	107,652	120	277,887	241	385,539
	C	128	296,554	132	93,362	260	389,916
		249	404,206	252	371,249	501	775,455
RIVIERE DU LOUP	B	62	29,931	20	36,441	82	66,372
	C	8	44,808	51	18,376	59	63,184
		70	74,739	71	54,817	141	129,556
ST. JEAN PORT JOLI	B	23	2,593	1	138	24	2,731
	C			31	3,487	31	3,487
		23	2,593	32	3,625	55	6,218
STE. ANNE DES MONTS	B	7	6,850	8	13,143	15	19,993
	C	8	13,143	8	8,532	16	21,675
		15	19,993	16	21,675	31	41,668
SEPT ILES	B	421	3,637,527	315	538,606	736	4,176,133
	C	440	682,904	267	779,498	707	1,462,402
		861	4,320,431	582	1,318,104	1,443	5,638,535
POINTE NOIRE	B	139	1,549,330	4	24,013	143	1,573,343
	C	8	62,259	81	910,430	89	972,689
		147	1,611,589	85	934,443	232	2,546,032
SOREL	B	169	176,387	326	1,889,496	495	2,065,883
	C	146	1,407,365	5	6,531	151	1,413,896
		315	1,583,752	331	1,896,027	646	3,479,779

B - BALLAST, C - CARGO / CARGAISON.

TABLE 14. VESSEL ARRIVALS AND DEPARTURES IN COASTWISE SHIPPING, BY PORT, IN 1975

TABLEAU 14. ARRIVEES ET DEPARTS DE NAVIRES EN CABOTAGE NATIONAL, PAR PORT, EN 1975

PROVINCE - PORT	(*)	ARRIVED / ARRIVE		DEPARTED / PARTI		TOTAL / TOTAL	
		NUMBER NOMBRE	NET TONNAGE TONNAGE NET	NUMBER NOMBRE	NET TONNAGE TONNAGE NET	NUMBER NOMBRE	NET TONNAGE TONNAGE NET
TROIS PISTOLES	B	103	11,899	6	945	109	12,844
	C			109	12,014	109	12,014
		103	11,899	115	12,959	218	24,858
TROIS RIVIERES	B	36	61,132	413	875,110	449	936,242
	C	408	860,646	9	21,805	417	882,451
		444	921,778	422	896,915	866	1,818,693
VALLEYFIELD	B	24	36,347	17	15,277	41	51,624
	C	20	68,079	28	97,015	48	165,094
		44	104,426	45	112,292	89	216,718
QUEBEC-NORTH/NORD	B	20	40,420	34	56,371	54	96,791
	C	45	143,897	7	10,658	52	154,555
		65	184,317	41	67,029	106	251,346
QUEBEC-NES/NDA	B	515	142,034	861	521,056	1,376	663,090
	C	539	428,221	209	79,974	748	508,195
		1,054	570,255	1,070	601,030	2,124	1,171,285
TOTAL - PROVINCE	B	3,596	11,219,631	4,299	13,456,476	7,895	24,676,107
	C	3,933	13,792,602	2,790	7,009,448	6,723	20,802,050
		7,529 **	25,012,233 **	7,089 **	20,465,924 **	14,618 **	45,478,157 **
ONTARIO / ONTARIO							
AMHERSTBURG	B	31	97,321	2	2,009	33	99,330
	C	1	1,982	30	97,298	31	99,280
		32	99,303	32	99,307	64	198,610
BADGLEY ISLAND	B	19	200,731			19	200,731
	C			17	178,731	17	178,731
		19	200,731	17	178,731	36	379,462
BELLEVILLE	B	5	6,100	6	7,320	11	13,420
	C						
		5	6,100	6	7,320	11	13,420
BRITT	B	3	67	64	144,585	67	144,652
	C	64	146,998	5	95	69	147,093
		67	147,065	69	144,680	136	291,745
BATH	B	45	160,842	1	3,629	46	164,471
	C	1	3,629	45	160,842	46	164,471
		46	164,471	46	164,471	92	328,942
CARDINAL	B	3	1,721	39	68,966	42	70,687
	C	30	50,988	2	3,880	32	54,868
		33	52,709	41	72,846	74	125,555
CLARKSON	B	34	136,933	155	1,052,217	189	1,189,150
	C	205	1,339,784	30	108,005	235	1,447,789
		239	1,476,717	185	1,160,222	424	2,636,939
COBBOURG	B	3	5,013	3	4,473	6	9,486
	C	3	4,473	3	5,013	6	9,486
		6	9,486	6	9,486	12	18,972
COLBORNE	B	172	1,052,910			172	1,052,910
	C			196	1,215,296	196	1,215,296
		172	1,052,910	196	1,215,296	368	2,268,206
COLLINGWOOD	B	8	28,479	14	37,068	22	65,547
	C	13	41,504	4	18,121	17	59,625
		21	69,983	18	55,189	39	125,172
CORNWALL	B	11	7,098	20	30,093	31	37,191
	C	10	26,014	1	3,019	11	29,033
		21	33,112	21	33,112	42	66,224
CUTLER	B			6	10,022	6	10,022
	C	6	10,022			6	10,022
		6	10,022	6	10,022	12	20,044
DEPOT HARBOUR	B	25	195,049			25	195,049
	C						
		25	195,049			25	195,049
ERIEAU	B	1	27	1	27	2	54
	C						
		1	27	1	27	2	54
GODERICH	B	92	758,733	24	86,232	116	844,965
	C	24	94,926	72	527,182	96	622,108
		116	853,659	96	613,414	212	1,467,073

B - BALLAST, C - CARGO / CARGAISON.

TABLE 14. VESSEL ARRIVALS AND DEPARTURES IN COASTWISE SHIPPING, BY PORT, IN 1975

TABLEAU 14. ARRIVEES ET DEPARTS DE NAVIRES EN CABOTAGE NATIONAL, PAR PORT, EN 1975

PROVINCE - PORT	(*)	ARRIVED / ARRIVE		DEPARTED / PARTI		TOTAL / TOTAL	
		NUMBER NOMBRE	NET TONNAGE TONNAGE NET	NUMBER NOMBRE	NET TONNAGE TONNAGE NET	NUMBER NOMBRE	NET TONNAGE TONNAGE NET
HAMILTON	B	132	297,587	357	2,568,351	489	2,865,938
	C	290	2,543,858	118	406,683	408	2,950,541
		422	2,841,445	475	2,975,034	897	5,816,479
KINGSTON	B	37	42,515	95	185,110	132	227,625
	C	72	224,603	8	57,436	80	282,039
		109	267,118	103	242,546	212	509,664
KINGSVILLE	B	51	600	10	74,458	61	75,058
	C			64	750	64	750
		51	600	74	75,208	125	75,808
LITTLE CURRENT	B	13	137,054	13	27,366	26	164,420
	C	14	18,602	2	22,201	16	40,803
		27	155,656	15	49,567	42	205,223
MARATHON	B	5	3,746	23	89,683	28	93,429
	C	16	53,559			16	53,559
		21	57,305	23	89,683	44	146,988
MICHIPICOTEN HARBOUR	B	3	22,402	15	71,392	18	93,794
	C	10	16,696	2	22,375	12	39,071
		13	39,098	17	93,767	30	132,865
MIDLAND	B	7	62,952	52	405,090	59	468,042
	C	61	490,687	6	41,671	67	532,358
		68	553,639	58	446,761	126	1,000,400
MORRISBURG	B			15	49,886	15	49,886
	C	15	49,886			15	49,886
		15	49,886	15	49,886	30	99,772
NANTICOKE	B	9	294	8	255	17	549
	C	7	108,160			7	108,160
		16	108,454	8	255	24	108,709
SARVILLE	B	31	82,311	2	7,141	33	89,452
	C	2	8,684	23	56,821	25	65,505
		33	90,995	25	63,962	58	154,957
ESHAWA	B	5	2,673	47	149,239	52	151,912
	C	27	76,866	2	5,110	29	81,976
		32	79,539	49	154,349	81	233,888
OWEN SOUND	B	4	22,740	38	150,771	42	173,511
	C	35	150,020	3	19,281	38	169,301
		39	172,760	41	170,052	80	342,812
PARRY SOUND	B	1	27	86	263,321	87	263,348
	C	85	272,113			85	272,113
		86	272,140	86	263,321	172	535,461
PICTON	B	56	174,283	6	31,539	62	205,822
	C	5	25,564	52	120,692	57	146,256
		61	199,847	58	152,231	119	352,078
PORT BURWELL	B	4	76	4	76	8	152
	C						
		4	76	4	76	8	152
PORT COLBORNE	B	154	704,678	93	396,331	247	1,101,009
	C	61	329,114	27	126,612	88	455,726
		215	1,033,792	120	522,943	335	1,556,735
PORT CREDIT	B	32	99,608	6	4,245	38	103,853
	C	1	8,222	27	99,468	28	107,690
		33	107,830	33	103,713	66	211,543
PORT MAITLAND	B	6	104	9	2,933	15	3,037
	C	1	2,791			1	2,791
		7	2,895	9	2,933	16	5,828
PORT MCNICOLL	B	3	26,685	15	112,542	18	139,227
	C	15	104,763	3	20,107	18	124,870
		18	131,448	18	132,649	36	264,097
PORT STANLEY	B	12	23,400	30	66,140	42	89,540
	C	24	61,174	10	22,286	34	83,460
		36	84,574	40	88,426	76	173,000
PRESCOTT	B	30	169,830	49	264,276	79	434,106
	C	30	195,880	12	64,487	42	260,367
		60	365,710	61	328,763	121	694,473

B - BALLAST, C - CARGO / CARGAISON.

TABLE 14. VESSEL ARRIVALS AND DEPARTURES IN COASTWISE SHIPPING, BY PORT, IN 1979
 TABLEAU 14. ARRIVÉES ET DÉPARTS DE NAVIRES EN CABOTAGE NATIONAL, PAR PORT, EN 1979

PROVINCE - PORT	(*)	ARRIVED / ARRIVE		DEPARTED / PARTI		TOTAL / TOTAL	
		NUMBER NOMBRE	NET TONNAGE TONNAGE NET	NUMBER NOMBRE	NET TONNAGE TONNAGE NET	NUMBER NOMBRE	NET TONNAGE TONNAGE NET
RED RDCK	B	6	16,126	1	51	7	16,177
	C			4	14,905	4	14,905
		6	16,126	5	14,956	11	31,082
ST. CATHARINES	B	31	182,547	58	227,988	89	410,535
	C	28	70,127			28	70,127
		59	252,674	58	227,988	117	480,662
SARNIA	B	472	1,434,866	119	975,918	591	2,410,784
	C	63	247,239	471	1,381,231	534	1,628,470
		535	1,682,105	590	2,357,149	1,125	4,039,254
SAULT STE. MARIE	B	65	165,656	192	1,469,964	257	1,635,620
	C	151	943,927	50	145,037	201	1,088,964
		216	1,109,583	242	1,615,001	458	2,724,584
SERPENT RIVER	B			8	81,368	8	81,368
	C	1	7,396			1	7,396
		1	7,396	8	81,368	9	88,764
SOMBRA	B			15	153,640	15	153,640
	C						
				15	153,640	15	153,640
THOROLO	B	4	8,722	13	48,870	17	57,592
	C	9	41,805	2	3,796	11	45,601
		13	50,527	15	52,666	28	103,193
THUNDER BAY	B	472	4,564,579	107	404,573	579	4,969,152
	C	169	641,057	849	8,285,291	1,018	8,926,348
		641	5,205,636	956	8,689,864	1,597	13,895,500
TORONTO	B	126	374,099	269	928,136	395	1,302,235
	C	182	666,727	49	110,018	231	776,745
		308	1,040,826	318	1,038,154	626	2,078,980
LAKEVIEW	B			3	47,735	3	47,735
	C	4	64,353			4	64,353
		4	64,353	3	47,735	7	112,088
TRENTON	B	1	27	1	27	2	54
	C						
		1	27	1	27	2	54
WALLACEBURG	B	31	50,757			31	50,757
	C			34	55,551	34	55,551
		31	50,757	34	55,551	65	106,308
WELLAND	B	3	13,397	3	29	6	13,426
	C						
		3	13,397	3	29	6	13,426
WHITBY	B	24	2,053	36	19,692	60	21,745
	C	10	16,519			10	16,519
		34	18,572	36	19,692	70	38,264
WINDSOR	B	67	346,069	165	561,885	232	907,954
	C	141	369,157	66	293,087	207	662,244
		208	715,226	231	854,972	439	1,570,198
ONTARIO-NES/NDÁ	B	19	9,043	76	60,452	95	69,495
	C	74	35,089	2	4,211	76	39,300
		93	44,132	78	64,663	171	108,795
TOTAL - PROVINCE	B	2,368	11,692,530	2,374	11,347,114	4,742	23,039,644
	C	1,960	9,564,958	2,291	13,696,589	4,251	23,261,547
		4,328 **	21,257,488 **	4,665 **	25,043,703 **	8,993 **	46,301,191 **
MANITOBA / MANITOBA							
CHURCHILL	B	13	14,440	8	6,003	21	20,443
	C			5	8,437	5	8,437
		13	14,440	13	14,440	26	28,880
TOTAL - PROVINCE	B	13	14,440	8	6,003	21	20,443
	C			5	8,437	5	8,437
		13 **	14,440 **	13 **	14,440 **	26 **	28,880 **
BRITISH COLUMBIA / COLOMBIE-BRITANNIQUE							
ALERT BAY	B	24	3,182	55	46,790	79	49,972
	C	74	85,540	43	41,932	117	127,472
		98	88,722	98	88,722	196	177,444

B - BALLAST, C - CABOT / CABOTAGE.

TABLE 14. VESSEL ARRIVALS AND DEPARTURES IN COASTWISE SHIPPING, BY PORT, IN 1975

TABEAU 14. ARRIVEES ET DEPARTS DE NAVIRES EN CABOTAGE NATIONAL, PAR PORT, EN 1975

PROVINCE - PORT	(*)	ARRIVED / ARRIVE		DEPARTED / PARTI		TOTAL / TOTAL	
		NUMBER NOMBRE	NET TONNAGE TONNAGE NET	NUMBER NOMBRE	NET TONNAGE TONNAGE NET	NUMBER NOMBRE	NET TONNAGE TONNAGE NET
ANDYS BAY	B	14	14,769	63	212,026	77	226,795
	C	50	202,803			50	202,803
		64	217,572	63	212,026	127	429,598
BAMBERTON	B	561	269,671	336	73,211	897	342,882
	C	27	50,173	263	261,631	290	311,804
		588	319,844	599	334,842	1,187	654,686
BEAVER COVE	B	30	32,988	84	72,105	114	105,093
	C	70	64,260	16	25,143	86	89,403
		100	97,248	100	97,248	200	194,496
BEDWELL SOUND	B			2	726	2	726
	C	2	726			2	726
		2	726	2	726	4	1,452
BEECHER BAY	B	9	289	7	229	16	518
	C			5	195	5	195
		9	289	12	424	21	713
BELLA COOLA	B	59	117,634	89	75,155	148	192,789
	C	65	66,988	35	109,467	100	176,455
		124	184,622	124	184,622	248	369,244
BLIND BAY	B	19	512	3	78	22	590
	C			16	434	16	434
		19	512	19	512	38	1,024
BLUBBER BAY	B	63	61,121	46	10,044	109	71,165
	C	20	9,609	14	27,037	34	36,646
		83	70,730	60	37,081	143	107,811
BRITANNIA BEACH	B	611	386,052	444	79,311	1,055	465,363
	C	114	57,862	280	368,684	394	426,546
		725	443,914	724	447,995	1,449	891,909
CAMPBELL RIVER	B	353	148,749	546	344,793	899	493,542
	C	276	271,718	68	61,346	344	333,064
		629	420,467	614	406,139	1,243	826,606
CHEMUNUS	B	171	66,864	117	33,288	288	100,152
	C	18	9,999	74	45,322	92	55,321
		189	76,863	191	78,610	380	155,473
CLIO BAY	B	2	6,002	1	124	3	6,126
	C			1	5,878	1	5,878
		2	6,002	2	6,002	4	12,004
COAL HARBOUR	B	2	3,794	11	7,943	13	11,737
	C	10	7,922	1	3,773	11	11,695
		12	11,716	12	11,716	24	23,432
COURTENAY	B	17	4,343	60	55,924	77	60,267
	C	33	47,039	3	3	36	47,042
		50	51,382	63	55,927	113	107,309
COWICHAN BAY	B	81	16,320	109	51,096	190	67,416
	C	35	39,871	9	7,815	44	47,686
		116	56,191	118	58,911	234	115,102
CROFTON	B	317	70,480	492	237,952	809	308,432
	C	195	179,472	22	15,366	217	194,838
		512	249,952	514	253,318	1,026	503,270
ESQUIMALT	B	46	11,256	72	110,249	118	121,505
	C	32	102,867	5	2,844	37	105,711
		78	114,123	77	113,093	155	227,216
FURRY CREEK	B	1	14	1	14	2	28
	C						
		1	14	1	14	2	28
GOLD RIVER	B	61	29,921	113	78,397	174	108,318
	C	63	73,274	9	21,988	72	95,262
		124	103,195	122	100,385	246	203,580
GOWLAND HARBOUR	B	1	17			1	17
	C			1	17	1	17
		1	17	1	17	2	34
HOWE SOUND	B	48	9,430	96	186,461	144	195,891
	C	73	188,675	25	6,180	98	194,855
		121	198,105	121	192,641	242	390,746

B - BALLAST, C - CARGO / CARGAISON.

TABLE 14. VESSEL ARRIVALS AND DEPARTURES IN COASTWISE SHIPPING, BY PORT, IN 1975

TABLEAU 14. ARRIVEES ET DEPARTS DE NAVIRES EN CABOTAGE NATIONAL, PAR PORT, EN 1975

PROVINCE - PORT	(*)	ARRIVED / ARRIVE		DEPARTED / PARTI		TOTAL / TOTAL	
		NUMBER NOMBRE	NET TONNAGE TONNAGE NET	NUMBER NOMBRE	NET TONNAGE TONNAGE NET	NUMBER NOMBRE	NET TONNAGE TONNAGE NET
JERVIS INLET	B	13	4,143	35	36,924	48	41,067
	C	25	36,203	3	3,422	28	39,625
		38	40,346	38	40,346	76	80,692
KIMSQUIT	B	10	30,010	5	620	15	30,630
	C	10	30,010	5	29,390	5	29,390
				10	30,010	20	60,020
KITKATLA	B			10	5,110	10	5,110
	C	10	5,110			10	5,110
		10	5,110	10	5,110	20	10,220
KITIMAT	B	57	113,568	63	59,646	120	173,214
	C	54	77,137	46	123,416	100	200,553
		111	190,705	109	183,062	220	373,767
KNIGHT INLET	B	23	41,748	15	4,436	38	46,184
	C	3	1,035	11	38,347	14	39,382
		26	42,783	26	42,783	52	85,566
LADYSMITH	B	42	3,496	49	37,650	91	41,146
	C	35	36,583	25	1,491	60	38,074
		77	40,079	74	39,141	151	79,220
LAKE BAY	B	1	10	1	10	2	20
	C	1	10	1	10	2	20
LT. ESPINOSA INL	B	12	31,772	5	951	17	32,723
	C			7	30,821	7	30,821
		12	31,772	12	31,772	24	63,544
LONG BAY	B	8	247	11	1,087	19	1,334
	C	3	840			3	840
		11	1,087	11	1,087	22	2,174
LOUGHBOROUGH INL	B	1	15	6	1,561	7	1,576
	C	6	1,561	1	15	7	1,576
		7	1,576	7	1,576	14	3,152
LYALL HARBOUR	B			2	726	2	726
	C	2	726			2	726
		2	726	2	726	4	1,452
MAHATTA RIVER	B	6	140	14	9,952	20	10,092
	C	15	16,798	7	6,986	22	23,784
		21	16,938	21	16,938	42	33,876
MARBLE BAY	B	49	62,049	29	17,341	78	79,390
	C	10	16,850	5	7,462	15	24,312
		59	78,899	34	24,803	93	103,702
MARPOLE	B	1	631			1	631
	C			1	631	1	631
		1	631	1	631	2	1,262
MASSET	B	3	6,658	16	19,286	19	25,944
	C	83	121,175	71	109,650	154	230,825
		86	127,833	87	128,936	173	256,769
MENZIES BAY	B	8	202	9	352	17	554
	C	4	245	3	95	7	340
		12	447	12	447	24	894
NAMU	B	19	17,708	32	32,834	51	50,542
	C	41	41,222	30	27,960	71	69,182
		60	58,930	62	60,794	122	119,724
NANAIMO	B	299	66,632	573	388,153	872	454,785
	C	360	452,463	88	130,032	448	582,495
		659	519,095	661	518,185	1,320	1,037,280
NEW WESTMINSTER	B	1,364	548,976	1,304	557,534	2,668	1,106,510
	C	307	394,633	384	411,509	691	806,142
		1,671	943,609	1,688	969,043	3,359	1,912,652
N. ARM FRASER R.	B	1	15	27	858	28	873
	C	25	826			25	826
		26	841	27	858	53	1,699
OCEAN FALLS	B	26	19,681	64	139,800	90	159,481
	C	72	185,323	35	65,328	107	250,651
		98	205,004	99	205,128	197	410,132

B - BALLAST, C - CARGO / CARBON.

TABLE 14. VESSEL ARRIVALS AND DEPARTURES IN COASTWISE SHIPPING, BY PORT, IN 1975

TABEAU 14. ARRIVEES ET DEPARTS DE NAVIRES EN CABOTAGE NATIONAL, PAR PORT, EN 1975

PROVINCE - PORT	(*)	ARRIVED / ARRIVE		DEPARTED / PARTI		TOTAL / TOTAL	
		NUMBER NOMBRE	NET TONNAGE TONNAGE NET	NUMBER NOMBRE	NET TONNAGE TONNAGE NET	NUMBER NOMBRE	NET TONNAGE TONNAGE NET
PORT ALBERNI	B	112	28,290	115	124,665	227	152,955
	C	191	184,114	179	69,414	370	253,528
		303	212,404	294	194,079	597	406,483
PORT HARDY	B	21	3,508	50	53,846	71	57,354
	C	85	96,906	56	46,568	141	143,474
		106	100,414	106	100,414	212	200,828
PORT HARVEY	B	6	96	2	16	8	112
	C	1	15	5	95	6	110
		7	111	7	111	14	222
PORT MELLON	B	93	26,405	202	85,616	295	112,021
	C	121	69,047	8	4,680	129	73,727
		214	95,452	210	90,296	424	185,748
PORT MCNEILL	B	19	553	51	25,222	70	25,775
	C	81	70,799	50	47,062	131	117,861
		100	71,352	101	72,284	201	143,636
PORT RENFREW	B			16	10,584	16	10,584
	C	16	10,584			16	10,584
		16	10,584	16	10,584	32	21,168
POWELL RIVER	B	475	172,547	608	355,508	1,083	528,055
	C	567	542,127	443	453,544	1,010	995,671
		1,042	714,674	1,051	809,052	2,093	1,523,726
PRINCE RUPERT	B	105	66,668	132	145,064	237	211,732
	C	181	298,736	146	216,858	327	515,594
		286	365,404	278	361,922	564	727,326
RUPERT INLET	B	26	4,392	44	28,517	70	32,909
	C	20	25,882	3	2,994	23	28,876
		46	30,274	47	31,511	93	61,785
QUATSIING	B	81	104,514	89	61,172	170	165,686
	C	37	48,888	31	92,093	68	140,981
		118	153,402	120	153,265	238	306,667
RAGGED ISLAND	B	5	402	19	4,770	24	5,172
	C	14	4,368			14	4,368
		19	4,770	19	4,770	38	9,540
ROBERTS BANK	B	73	1,662	75	1,704	148	3,366
	C						
		73	1,662	75	1,704	148	3,366
SAANICHTON	B			5	1,725	5	1,725
	C	5	1,725			5	1,725
		5	1,725	5	1,725	10	3,450
SARITA RIVER	B	6	42	11	3,257	17	3,299
	C	5	3,215			5	3,215
		11	3,257	11	3,257	22	6,514
SHANNON BAY	B	21	84,390	8	15,174	29	99,564
	C			13	69,216	13	69,216
		21	84,390	21	84,390	42	168,780
SIWASH	B	2	40	1	312	3	352
	C	1	312	2	40	3	352
		3	352	3	352	6	704
SKIDEGATE	B	11	37,563	22	8,118	33	45,681
	C	18	7,936	7	37,381	25	45,317
		29	45,499	29	45,499	58	90,998
SMITH INLET	B	22	47,464	17	6,140	39	53,604
	C	7	2,541	12	43,865	19	46,406
		29	50,005	29	50,005	58	100,010
SOOKE	B	96	67,988	21	5,903	117	73,891
	C	2	903	7	5,340	9	6,243
		98	68,891	28	11,243	126	80,134
SOUTH BAY	B	50	94,787	24	4,793	74	99,580
	C			25	87,609	25	87,609
		50	94,787	49	92,402	99	187,189
SQUAMISH	B	182	100,026	132	43,792	314	143,818
	C	13	7,654	57	61,004	70	68,658
		195	107,680	189	104,796	384	212,476

B - BALLAST, C - CARGO / CARGAISON.

TABLE 14. VESSEL ARRIVALS AND DEPARTURES IN COASTWISE SHIPPING, BY PORT, IN 1975

TABLEAU 14. ARRIVEES ET DEPARTS DE NAVIRES EN CABOTAGE NATIONAL, PAR PORT, EN 1975

PROVINCE - PORT	(*)	ARRIVED / ARRIVE		DEPARTED / PARTI		TOTAL / TOTAL	
		NUMBER NOMBRE	NET TONNAGE TONNAGE NET	NUMBER NOMBRE	NET TONNAGE TONNAGE NET	NUMBER NOMBRE	NET TONNAGE TONNAGE NET
TASU	B	4	180	11	6,977	15	7,157
	C	7	6,797			7	6,797
		11	6,977	11	6,977	22	13,954
TAHSIS	B	52	24,328	39	14,118	91	38,446
	C	10	7,906	20	17,089	30	24,995
		62	32,234	59	31,207	121	63,441
TEAKERNE ARM	B	35	4,786	18	25,736	53	30,522
	C	9	25,490	26	4,540	35	30,030
		44	30,276	44	30,276	88	60,552
TEXADA	B	1	17	8	2,201	9	2,218
	C	7	2,184			7	2,184
		8	2,201	8	2,201	16	4,402
TOQUART	B	4	7,359	2	234	6	7,593
	C			2	7,125	2	7,125
		4	7,359	4	7,359	8	14,718
UCLUELET	B	78	90,104	94	28,885	172	118,989
	C	48	24,260	31	81,076	79	105,336
		126	114,364	125	109,961	251	224,325
VANANDA	B	127	145,431	68	15,300	195	160,731
	C	29	9,445	38	59,532	67	68,977
		156	154,876	106	74,832	262	229,708
VANCOUVER	B	4,072	2,182,805	3,971	2,401,533	8,043	4,584,338
	C	1,628	1,946,725	1,875	1,980,298	3,503	3,927,023
		5,700	4,129,530	5,846	4,381,831	11,546	8,511,361
VANGUARD	B	78	61,167	95	193,100	173	254,267
	C	38	167,426	22	41,371	60	208,797
		116	228,593	117	234,471	233	463,064
VICTORIA	B	902	442,866	950	522,652	1,852	965,518
	C	259	306,038	317	353,622	576	659,660
		1,161	748,904	1,267	876,274	2,428	1,625,178
WATSON ISLAND	B	11	219	25	41,919	36	42,138
	C	12	38,430			12	38,430
		23	38,649	25	41,919	48	80,568
WEST BAY	B			1	39	1	39
	C	1	39			1	39
		1	39	1	39	2	78
ZEBALLOS	B	7	3,698	10	4,532	17	8,230
	C	4	3,556	1	2,722	5	6,278
		11	7,254	11	7,254	22	14,508
STEWART	B	19	4,237	40	35,751	59	39,988
	C	56	97,804	35	66,290	91	164,094
		75	102,041	75	102,041	150	204,082
BC-NES/C-B.-NDA	B	658	830,470	1,389	847,069	2,047	1,677,539
	C	1,437	1,058,015	623	940,838	2,060	1,998,853
		2,095	1,888,485	2,012	1,787,907	4,107	3,676,392
TOTAL - PROVINCE	B	11,887	6,840,113	13,382	8,116,691	25,269	14,956,804
	C	7,122	7,917,395	5,646	6,783,876	12,768	14,701,271
		19,009 **	14,757,508 **	19,028 **	14,900,567 **	38,037 **	29,658,075 **
NORTH-WEST TERR. / TERR. DU NORD-OUEST							
FRDBISHER BAY	B	1	3	3	4,819	4	4,822
	C	4	6,621	1	552	5	7,173
		5	6,624	4	5,371	9	11,995
NWT-NES/TNO-NDA	B	15	24,029	68	140,033	83	164,062
	C	64	148,958	10	16,778	74	165,736
		79	172,987	78	156,811	157	329,798
TOTAL - PROVINCE	B	16	24,032	71	144,852	87	168,884
	C	68	155,579	11	17,330	79	172,909
		84 **	179,611 **	82 **	162,182 **	166 **	341,793 **
TOTAL - CANADA	B	25,520	36,937,244	29,055	41,031,574	54,575	77,968,818
	C	21,347	46,794,681	17,820	42,633,375	39,167	89,428,056
		46,867 **	83,731,925 **	46,875 **	83,664,949 **	93,742 **	167,396,874 **

B - BALLAST, C - CARGO / CARGAISON.

TABLE 15. VESSELS DEPARTED FROM CANADIAN PORTS, IN COASTWISE SHIPPING, BY RIG AND SIZE, IN 1975

TABEAU 15. NAVIRES EN PROVENANCE DE PORTS CANADIENS, EN CABOTAGE NATIONAL, SUIVANT LE GREEMENT ET LA DIMENSION, EN 1975

PROVINCE AND NET TONNAGE RANGE PROVINCE ET RANGEE DE TONNAGE NET	STEAM / VAPEUR		MOTOR / MOTEUR		UNRIGGED / SANS GREEMENT		TOTAL / TOTAL	
	NUMBER NOMBRE	NET TONS TONNES NET	NUMBER NOMBRE	NET TONS TONNES NET	NUMBER NOMBRE	NET TONS TONNES NET	NUMBER NOMBRE	NET TONS TONNES NET
NEWFOUNDLAND / TERRE-NEUVE								
1- 99			489	34,317			489	34,317
100- 499			6,618	2,495,481			6,618	2,495,481
500- 999			3,404	1,971,730			3,404	1,971,730
1000-1999			171	255,008			171	255,008
2000-2999			324	825,895			324	825,895
3000-3999	21	78,456	397	1,428,179			418	1,506,635
4000-4999			215	979,775			215	979,775
5000-5999	19	103,664	65	347,456	3	16,908	87	468,028
6000+	21	196,086	399	3,180,278			420	3,376,364
TOTAL	61	378,206	12,082	11,518,119	3	16,908	12,146	11,913,233
PR. EDWARD ISLAND / ILE DU PR. EDOUARD								
1- 99			12	465			12	465
100- 499			60	19,831			60	19,831
500- 999			2	1,150			2	1,150
1000-1999			14	22,856			14	22,856
2000-2999			9	23,870			9	23,870
3000-3999			29	96,739			29	96,739
4000-4999			7	28,731			7	28,731
5000-5999			2	10,000	1	5,636	3	15,636
6000+	1	7,029	28	220,122			29	227,151
TOTAL	1	7,029	163	423,764	1	5,636	165	436,429
NOVA SCOTIA / NOUVELLE-ECOSSE								
1- 99			174	7,157			174	7,157
100- 499			131	37,530			131	37,530
500- 999			409	348,930			409	348,930
1000-1999			84	138,773	63	72,175	147	210,948
2000-2999			545	1,474,656			545	1,474,656
3000-3999			408	1,404,393	1	3,739	409	1,408,132
4000-4999			259	1,159,860			259	1,159,860
5000-5999	26	141,856	77	409,379	4	22,544	107	573,779
6000+	89	881,436	421	3,029,134	1	10,687	511	3,921,257
TOTAL	115	1,023,292	2,508	8,009,812	69	109,145	2,692	9,142,249
NEW BRUNSWICK / NOUVEAU-BRUNSWICK								
1- 99			240	9,328			240	9,328
100- 499			286	40,204			286	40,204
500- 999			16	12,785			16	12,785
1000-1999			23	36,519	220	243,953	243	280,472
2000-2999			69	170,988			69	170,988
3000-3999			48	160,072			48	160,072
4000-4999			5	20,520			5	20,520
5000-5999			3	15,000	5	28,180	8	43,180
6000+	8	82,917	72	765,756			80	848,673
TOTAL	8	82,917	762	1,231,172	225	272,133	995	1,506,222
QUEBEC / QUEBEC								
1- 99	1	12	535	17,548			536	17,560
100- 499			2,160	530,232	1	324	2,161	530,556
500- 999			990	676,342			990	676,342
1000-1999	29	47,889	573	917,123	12	19,464	614	984,476
2000-2999	17	42,449	513	1,273,779			530	1,316,228
3000-3999	85	289,129	548	1,897,111	1	3,730	634	2,189,970
4000-4999	35	165,369	198	812,760	4	16,220	237	994,349
5000-5999	77	422,688	40	201,578	177	974,227	294	1,598,493
6000+	643	6,649,090	450	5,508,860			1,093	12,157,950
TOTAL	887	7,616,626	6,007	11,835,333	195	1,013,965	7,089	20,465,924
ONTARIO / ONTARIO								
1- 99	1	61	384	6,757	7	532	392	7,350
100- 499			25	5,713	4	1,168	29	6,881
500- 999					1	580	1	580
1000-1999	256	426,442	482	808,934	9	15,252	747	1,250,628
2000-2999	82	210,054	489	1,220,372			571	1,430,426
3000-3999	185	646,903	410	1,468,101			595	2,115,004
4000-4999	116	549,837	372	1,574,440			488	2,124,277
5000-5999	258	1,395,846	15	75,564			273	1,471,410
6000+	976	9,132,948	593	7,504,199			1,569	16,637,147
TOTAL	1,874	12,362,091	2,770	12,664,080	21	17,532	4,665	25,043,703

TABLE 15. VESSELS DEPARTED FROM CANADIAN PORTS, IN COASTWISE SHIPPING, BY RIG AND SIZE, IN 1975

TABLÉAU 15. NAVIRES EN PROVENANCE DE PORTS CANADIENS, EN CABOTAGE NATIONAL, SUIVANT LE GREEMENT ET LA DIMENSION, EN 1975

PROVINCE AND NET TONNAGE RANGE PROVINCE ET RANGÉE DE TONNAGE NET	STEAM / VAPEUR		MOTOR / MOTEUR		UNRIGGED / SANS GREEMENT		TOTAL / TOTAL	
	NUMBER NOMBRE	NET TONS TONNES NET	NUMBER NOMBRE	NET TONS TONNES NET	NUMBER NOMBRE	NET TONS TONNES NET	NUMBER NOMBRE	NET TONS TONNES NET
MANITOBA / MANITOBA								
100- 499			5	810			5	810
1000-1999					8	13,630	8	13,630
TOTAL			5	810	8	13,630	13	14,440
BRITISH COLUMBIA / COLOMBIE-BRITANNIQUE								
1- 99			7,003	146,331			7,003	146,331
100- 499			1,482	366,353	1,013	340,915	2,495	707,268
500- 999			460	427,944	3,546	2,513,226	4,006	2,941,170
1000-1999			1,512	2,506,566	2,915	3,958,510	4,427	6,465,076
2000-2999					478	1,174,248	478	1,174,248
3000-3999					153	568,775	153	568,775
4000-4999					140	613,960	140	613,960
5000-5999			98	543,508	137	804,524	235	1,348,032
6000+			5	65,121	86	870,586	91	935,707
TOTAL			10,560	4,055,823	8,468	10,844,744	19,028	14,900,567
NORTH-WEST TERR. / TERR. DU NORD-OUEST								
1- 99			1	3			1	3
100- 499			7	1,317			7	1,317
500- 999			5	3,512			5	3,512
1000-1999			27	32,714	11	18,823	38	51,537
2000-2999			4	11,043			4	11,043
3000-3999			23	74,396	1	3,730	24	78,126
5000-5999			2	10,000			2	10,000
6000+			1	6,644			1	6,644
TOTAL			70	139,629	12	22,553	82	162,182
CANADA - CANADA								
1- 99	2	73	8,838	221,906	7	532	8,847	222,511
100- 499			10,774	3,497,471	1,018	342,407	11,792	3,839,878
500- 999			5,286	3,442,393	3,547	2,513,806	8,833	5,956,199
1000-1999	285	474,331	2,886	4,718,493	3,238	4,341,807	6,409	9,534,631
2000-2999	99	252,503	1,953	5,000,603	478	1,174,248	2,530	6,427,354
3000-3999	291	1,014,488	1,863	6,528,991	156	579,974	2,310	8,123,453
4000-4999	151	715,206	1,056	4,576,086	144	630,180	1,351	5,921,472
5000-5999	380	2,064,054	302	1,612,485	327	1,852,019	1,009	5,528,558
6000+	1,738	16,949,506	1,969	20,280,114	87	881,273	3,794	38,110,893
TOTAL	2,946	21,470,161	34,927	49,878,542	9,002	12,316,246	46,875	83,664,949

TABLE 16. TUGS DEPARTED FROM CANADIAN PORTS IN COASTWISE SHIPPING, BY PORT, IN 1975

TABEAU 16. REMORQUEURS EN PROVENANCE DE PORTS CANADIENS EN CABOTAGE NATIONAL, PAR PORT, EN 1975

PROVINCE - PORT	NUMBER / NOMBRE	NET TONNAGE / TONNAGE NET
NEWFOUNDLAND / TERRE-NEUVE		
BCTWOOD	8	99
BURIN	1	47
BURGO	1	14
CORNER BROOK	12	149
FORTUNE	1	14
HARBOUR BRETON	1	14
HARBOUR GRACE	1	14
HOLYROOD	3	42
MARYSTOWN	2	61
PORT AUX BASQUES	3	108
ST. JOHNS	1	3
STEPHENVILLE	12	133
NFO-NES/T-N -NOA	17	166
TOTAL - PROVINCE	63 *	864 *
PR. EDWARD ISLAND / ILE DU PR. EDOUARD		
CHARLOTTETOWN	1	1
SUMMERSIDE	8	197
TOTAL - PROVINCE	9 *	198 *
NOVA SCOTIA / NOUVELLE-ECOSSE		
DIGBY	9	423
HALIFAX	52	2,117
LIVERPOOL	11	1,031
MARGARETSVILLE	27	1,067
MULGRAVE	3	88
NORTH SYDNEY	2	30
PICTOU	11	686
PORT HAWKESBURY	23	1,165
SHEL BURNE	2	2
SYDNEY	8	284
YARMOUTH	25	1,037
NS.-NES/N-E.-NDA	4	72
TOTAL - PROVINCE	177 *	8,002 *
NEW BRUNSWICK / NOUVEAU-BRUNSWICK		
BATHURST	1	14
BELLE DUNE	11	466
CARAQUET	1	14
CHATHAM	1	14
DALHOUSIE	1	57
GRAND MANAN	14	568
NEWCASTLE	1	14
BLACKS HBR	4	109
SAINTE JOHN	131	5,371
ST. ANDREWS	9	357
ST. STEPHEN	67	2,629
N.B.-NES/NDA	1	1
TOTAL - PROVINCE	242 *	9,614 *
QUEBEC / QUEBEC		
BAIE COMEAU	15	505
CHICOUTIMI	8	8
FORESTVILLE	64	2,752
GASPE	2	15
GRANDE VALLEE	1	93
LES ESCOUIMINS	1	64
MATANE	7	7
MONTREAL	124	4,841
VARENNES	14	14
POINT AU PIC	1	64
PORT ALFREDO	2	120
PORT CARTIER	3	66
QUEBEC	107	3,621
RIMOUSKI	7	7
RIVIERE DU LOUP	8	8
SEPT ILES	15	680
SDREL	75	3,183
TROIS RIVIERES	18	730
VALLEYFIELD	11	1,416
QUEBEC-NES/NDA	24	1,025
TOTAL - PROVINCE	507 *	19,219 *

TABLE 16. TUGS DEPARTED FROM CANADIAN PORTS IN COASTWISE SHIPPING, BY PORT, IN 1979

TABLEAU 16. REMORQUEURS EN PROVENANCE DE PORTS CANADIENS EN CABOTAGE NATIONAL, PAR PORT, EN 1979

PROVINCE - PORT	NUMBER / NOMBRE	NET TONNAGE / TONNAGE NET
ONTARIO / ONTARIO		
AMHERSTBURG	1	27
BRITT	1	29
CARDINAL	2	2
COLLINGWOOD	1	27
CORNWALL	9	102
ERIEAU	1	27
GODERICH	3	55
HAMILTON	60	1,727
KINGSTON	25	773
MARATHON	2	53
MICHIGICOTEN HARBOUR	1	27
NANTICOKE	8	255
OSHAWA	5	89
OWEN SOUND	2	116
PARRY SOUND	1	27
PICTON	1	1
PORT BURWELL	4	76
PORT COLBORNE	31	699
PORT CREDIT	5	140
PORT MAITLAND	8	142
PORT STANLEY	2	238
PRESCOTT	1	13
RED ROCK	1	51
ST. CATHARINES	10	218
SARNIA	2	52
SAULT STE. MARIE	3	104
THUNDER BAY	2	2
TORONTO	42	920
TRENTON	1	27
WELLAND	3	29
WHITBY	24	613
WINDSOR	1	203
ONTARIO-NES/NDA	10	278
TOTAL - PROVINCE	273 *	7,142 *
MANITOBA / MANITOBA		
CHURCHILL	5	810
TOTAL - PROVINCE	5 *	810 *
BRITISH COLUMBIA / COLOMBIE-BRITANNIQUE		
ALERT BAY	23	460
ANDYS BAY	12	1,249
BAMBERTON	295	4,053
BEAVER COVE	26	1,304
BEECHER BAY	12	424
BELLA COOLA	21	1,657
BLIND BAY	18	435
BLUBBER BAY	27	939
BRITANNIA BEACH	307	5,611
CAMPBELL RIVER	213	5,429
CHEMAINUS	85	1,511
CLIO BAY	1	124
COAL HARBOUR	1	21
COURTENAY	22	702
COWICHAN BAY	67	1,639
CROFTON	234	6,493
ESQUIMALT	40	3,600
FURRY CREEK	1	14
GOLD RIVER	44	1,556
GOWLAND HARBOUR	1	17
HOWE SOUND	59	4,162
JERVIS INLET	11	722
KIMSQUIT	5	620
KITIMAT	33	2,671
KNIGHT INLET	11	679
LADYSMITH	38	1,839
LAKE BAY	1	10
LT. ESPINOSA INL	5	951
LONG BAY	8	247
LOUGHBOROUGH INL	2	16
MAHATTA RIVER	6	140
MARBLE BAY	22	1,356
MASSET	1	9
MENZIES BAY	9	216
NANAIMO	249	5,214
NEW WESTMINSTER	903	16,647

TABLE 16. TUGS DEPARTED FROM CANADIAN PORTS IN COASTWISE SHIPPING, BY PORT, IN 1975

TABLEAU 16. REMORQUEURS EN PROVENANCE DE PORTS CANADIENS EN CABOTAGE NATIONAL, PAR PORT, EN 1975

PROVINCE - PORT	NUMBER / NOMBRE	NET TONNAGE / TONNAGE NET
N. ARM FRASER R.	27	858
OCEAN FALLS	17	1,827
PORT ALBERNI	56	2,115
PORT HARDY	12	241
PORT HARVEY	7	111
PORT MELLON	56	1,754
PORT MCNEILL	19	553
POWELL RIVER	302	6,300
PRINCE RUPERT	54	1,833
RUPERT INLET	23	659
QUATSINO	49	1,501
RAGGED ISLAND	4	90
ROBERTS BANK	75	1,704
SARITA RIVER	6	42
SHANNON BAY	5	309
SIWASH	2	40
SKIDEGATE	4	182
SMITH INLET	9	877
SOOKE	14	330
SOUTH BAY	24	4,793
SQUAMISH	98	2,676
TASU	4	180
TAMNIS	22	522
TEAKERNE ARM	34	1,013
TEXADA	1	17
TOQUART	2	234
UCLUELET	40	2,992
VANANOA	36	685
VANCOUVER	2,379	55,068
VANGUARD	65	6,633
VICTORIA	532	14,723
WATSON ISLAND	12	235
WEST BAY	1	39
ZEBALLOS	5	87
STEWART	17	449
BC-NES/C-B.-NDA	421	18,590
TOTAL - PROVINCE	7,247 *	202,999 *
NORTH-WEST TERR. / TERR. DU NORD-OUEST		
FROBISHER BAY	1	3
NWT-NES/TNO-NDA	6	972
TOTAL - PROVINCE	7 *	975 *
TOTAL - CANADA	8,530 **	249,823 **

TABLE 17. Tonnage of Cargo Loaded and Unloaded at Canadian Ports in Inter- and Intra-provincial Trade, by Province
TABLEAU 17. Commerce provincial et interprovincial: marchandises (en tonnes) embarquées et débarquées, par province

Province of unloading — Province de débarquement	Province of loading — Province d'embarquement									Total
	Newfound- land — Terre- Neuve	Prince Edward Island — Île-du- Prince- Édouard	Nova Scotia — Nouvelle- Écosse	New Brunswick — Nouveau- Brunswick	Québec	Ontario	Mani- toba	British Columbia — Colombie- Britannique	Northwest Territories — Territoires du Nord- Ouest	
	tons (2,000 lb.) — tonnes (2,000 liv)									
Newfoundland — Terre-Neuve	655,641	21,478	1,535,603	266,431	716,765	83,211	—	—	—	3,279,129
Prince Edward Island — Île-du-Prince-Édouard	14,380	—	456,766	215,292	32,034	—	—	—	—	718,472
Nova Scotia — Nouvelle-Écosse	118,214	3,701	809,317	527,471	949,720	194,411	—	174,389	26	2,777,249
New Brunswick — Nouveau-Brunswick	54,747	35,166	359,031	309,510	191,636	—	—	—	—	950,090
Québec	1,561,868	36,074	2,090,372	604,434	7,736,132	11,876,857	—	28,448	256	23,934,441
Ontario	14,868	—	275,795	—	3,678,206	13,693,804	—	—	—	17,662,673
Manitoba	—	—	—	—	—	—	—	—	—	—
British Columbia — Colombie-Britannique	—	—	—	—	—	—	—	10,506,625	—	10,506,625
Northwest Territories — Territoires du Nord-Ouest	7,494	—	—	—	85,259	—	—	—	15	106,921
Total	2,427,212	96,419	5,526,884	1,923,138	13,389,752	25,848,283	14,153	10,709,462	297	59,935,600

TABLE 18. Cargo Loaded and Unloaded in Coastwise Shipping by Vessels of Foreign Registry, with Number of Departures and Arrivals, and Registered Net Tonnage, Excluding Vessels in Ballast

TABLEAU 18. Navigation nationale: marchandises embarquées et débarquées par les navires immatriculés à l'étranger, nombre de navires entrés et sortis et jauge nette au registre, à l'exclusion des navires sur lest

Country of registry — Pays d'immatriculation	Atlantic and lower St. Lawrence River ports — Ports de l'Atlantique et du Bas-Saint-Laurent			Great Lakes ports — Ports des Grands Lacs			Pacific ports — Ports du Pacifique			Total		
	Number — Nombre	Registered net tonnage — Jauge nette au registre	Cargo tons — Cargaison (en tonnes)	Number — Nombre	Registered net tonnage — Jauge nette au registre	Cargo tons — Cargaison (en tonnes)	Number — Nombre	Registered net tonnage — Jauge nette au registre	Cargo tons — Cargaison (en tonnes)	Number — Nombre	Registered net tonnage — Jauge nette au registre	Cargo tons — Cargaison (en tonnes)
	Departed — Loaded — Navires sortis: embarquements											
United Kingdom — Royaume-Uni	143	1,075,372	1,402,533	—	—	—	2	30,076	64,686	145	1,105,448	1,467,219
Greece — Grèce	—	—	—	—	—	—	1	8,182	20,160	1	8,182	20,160
Norway — Norvège	1	3,319	8,140	1	8,222	1,100	2	26,863	76,991	4	38,404	86,231
Sweden — Suède	1,084	1,828,989	212,706	—	—	—	—	—	—	1,084	1,828,989	212,706
Yugoslavia — Yougoslavie	—	—	—	—	—	—	1	14,591	41,000	1	14,591	41,000
Liberia — Libéria	14	164,640	292,297	—	—	—	—	—	—	14	164,640	292,297
Bahamas — Îles Bahamas	23	182,735	366,560	—	—	—	—	—	—	23	182,735	366,560
Bermuda — Bermudes	87	560,484	1,233,444	—	—	—	—	—	—	87	560,484	1,233,444
Leew-Wind Is. — I. Leew-Wind	1	530	950	—	—	—	—	—	—	1	530	950
Panama	4	79,956	80,221	—	—	—	—	—	—	4	79,956	80,221
United States — États-Unis	—	—	—	4	9,160	17,600	—	—	—	4	9,160	17,600
Grand — Total — Général	1,357	3,896,025	3,596,851	5	17,382	18,700	6	79,712	202,837	1,368	3,993,119	3,818,388
	Arrived — Unloaded — Navires entrés: débarquements											
United Kingdom — Royaume-Uni	153	1,208,786	1,467,219	—	—	—	—	—	—	153	1,208,786	1,467,219
Greece — Grèce	1	8,182	20,160	—	—	—	—	—	—	1	8,182	20,160
Norway — Norvège	3	30,182	85,131	1	8,222	1,100	—	—	—	4	38,404	86,231
Sweden — Suède	1,070	1,811,222	212,706	—	—	—	—	—	—	1,070	1,811,222	212,706
Yugoslavia — Yougoslavie	1	14,591	41,000	—	—	—	—	—	—	1	14,591	41,000
Liberia — Libéria	13	156,657	292,297	—	—	—	—	—	—	13	156,657	292,297
Bahamas — Îles Bahamas	29	230,405	366,560	—	—	—	—	—	—	29	230,405	366,560
Bermuda — Bermudes	163	893,698	1,233,444	—	—	—	—	—	—	163	893,698	1,233,444
Leew-Wind Is. — I. Leew-Wind	1	530	950	—	—	—	—	—	—	1	530	950
Panama	3	59,967	80,221	—	—	—	—	—	—	3	59,967	80,221
United States — États-Unis	—	—	—	4	9,160	17,600	—	—	—	4	9,160	17,600
Grand — Total — Général	1,437	4,414,220	3,799,688	5	17,382	18,700	—	—	—	1,442	4,431,602	3,818,388

APPENDIX – A – APPENDICE

Number and Registered Net Tonnage of, and Tons of Cargo Unloaded and Loaded by, Vessels Arrived at and Departed from Canadian Ports in Coastwise Shipping, 1946 - 1975

Navigation nationale: nombre de navires entrés et sortis et leur jauge nette au registre et marchandises embarquées et débarquées (en tonnes), 1946 - 1975

Year — Année	Arrived – Entrées			Departed – Sorties		
	Number — Nombre	Registered net tons — Tonnes nettes au registre	Cargo unloaded (tons) ¹ — Marchandises débarquées (en tonnes) ¹	Number — Nombre	Registered net tons — Tonnes nettes au registre	Cargo loaded (tons) ¹ — Marchandises embarquées (en tonnes) ¹
1946	67,014	45,559,014		65,880	41,218,108	
1947	73,439	51,823,502		71,678	47,018,417	
1948	75,141	52,453,382		73,000	47,680,583	
1949 ²	82,012	56,037,003		80,762	52,203,784	
1950	84,065	56,066,997		82,224	51,615,568	
1951	86,571	60,802,798		84,591	55,609,082	
1952	79,722	56,776,504	30,869,866	81,639	57,876,563	27,574,359
1953	88,675	67,417,391	32,467,480	86,000	62,022,657	28,573,792
1954	84,890	64,291,083	29,913,637	85,581	60,247,848	25,796,418
1955	86,010	67,228,840	33,432,586	85,190	64,889,982	27,612,854
1956	88,640	75,220,366	39,057,169	89,669	76,857,713	34,505,161
1957 ³	104,079	76,535,160	37,022,139	101,879	73,565,370	37,869,188
1958	100,234	76,197,625	38,778,904	99,364	74,012,136	38,569,541
1959	110,702	85,536,408	39,698,650	109,358	82,359,631	40,228,176
1960	120,125	88,493,116	40,777,135	118,852	85,279,786	40,849,804
1961	115,339	91,157,708	46,416,518	113,632	87,868,807	46,143,599
1962	112,325	87,767,018	43,769,420	111,099	85,231,511	43,831,540
1963	107,232	87,257,470	46,119,756	106,400	85,257,490	45,831,181
1964	105,186	91,007,726	51,864,783	104,134	87,662,780	51,997,367
1965	99,153	89,363,142	53,094,252	97,906	83,137,405	53,131,205
1966	102,400	96,648,426	60,685,949	102,035	93,931,833	60,761,594
1967	96,061	88,639,451	54,893,554	95,633	86,405,639	54,868,302
1968	89,154	90,767,420	56,155,292	88,592	89,918,028	56,130,716
1969	88,543	93,883,371	57,158,805	87,851	93,284,500	57,199,373
1970	80,331	100,935,295	63,163,772	79,884	100,368,093	63,154,162
1971	68,083	96,274,780	60,767,761	68,237	96,202,069	60,767,761
1972	63,438	92,675,867	60,986,594	63,067	91,685,940	60,986,594
1973	58,456	90,480,407	60,973,294	58,054	89,282,852	60,973,294
1974	53,368	86,095,620	59,120,637	53,161	85,428,053	59,120,637
1975	46,867	83,731,925	59,935,600	46,875	83,664,949	59,935,600

¹ Cargo data not available prior to 1952. – Données indisponibles avant 1952.

² Data for Newfoundland included from April 1, 1949. – Données pour Terre-Neuve comprises à partir du 1^{er} avril 1949.

³ Data for non-customs ports included for the first time in 1957. – Données pour les ports non douaniers comprises pour la première fois en 1957.

APPENDIX - B - APPENDICE

List of Canadian Ports - Liste des ports canadiens

NEWFOUNDLAND - TERRE-NEUVE

Argentia
Baie Verte
Bay Roberts
Bell Island
Botwood
Burin
Burgeo
Carmanville
Catalina
Clarenville
Corner Brook (incl. Hughes Brook, Curling,
Humbermouth)
Come-by-Chance
Fortune
Goose Bay
Grand Bank
Harbour Breton
Harbour Grace
Holyrood
Lewisporte
Little Bay
Long Pond (Manuels)
Marystown
Port aux Basques
Port Hope Simpson
Long Harbour
Ramea
St. Albans
St. John's
St. Lawrence
Stephenville (incl. St. George's Flat Bay, Flat
Point, Turf Point)
Tilt cove
Tommy's Arm
All other Newfoundland ports - Tous autres
ports de Terre-Neuve

PRINCE EDWARD ISLAND - ÎLE-DU-PRINCE-ÉDOUARD

Charlottetown
Souris
Summerside (Borden)
All other Prince Edward Island ports - Tous
autres ports de l'Île-du-Prince-Édouard

NOVA SCOTIA - NOUVELLE-ÉCOSSE

Amherst
Baddeck
Bridgewater
Digby
Halifax
Hantsport
Little Narrows
Liverpool (Brooklyn)
Lunenburg
Margaretsville
Mulgrave
North Sydney
Parrsboro
Pictou
Port Hawkesbury (incl. Point Tupper)

NOVA SCOTIA - Concluded - NOUVELLE-ÉCOSSE - fin

Pugwash
Sheet Harbour
Shelburne
Sydney (Pt. Edward)
Walton
Weymouth
Wolfville (incl. Pt. Williams)
Yarmouth
All other Nova Scotia ports - Tous autres ports
de la Nouvelle-Écosse

NEW BRUNSWICK - NOUVEAU-BRUNSWICK

Bathurst
Belledune
Blacks Harbour
Campbellton
Caraquet
Chatham
Dalhousie
Grand Manan (North Head)
Moncton
Newcastle (Bridgetown)
Saint John
St. Andrews
St. Stephen
All other New Brunswick ports - Tous autres ports
du Nouveau-Brunswick

QUÉBEC

Baie Comeau
Beloeil
Blanc Sablon
Black Cape
Cap Chat
Carleton
Chandler
Chicoutimi
Contrecoeur
Donnacona
Forestville
Gaspé
Godbout
Grande Vallée
Grindstone
Havre St. Pierre
Lanoraie
Les Escoumins
Matane
Mont Louis
Montréal
New Richmond
Paspébiac
Pentecôte
Pointe-au-Pic
Pointe-Noire (Clarke City)
Port Alfred
Port Cartier
Port Menier
Québec
Rimouski

List of Canadian Ports - Continued - Liste des ports canadiens - suite

QUEBEC - Concluded

Rivière-du-Loup
St. Jean Port Joli
St. Siméon
Ste. Anne des Monts
Sacré-Coeur
Sept-Îles
Sorel
Trois-Pistoles
Trois-Rivières
Valleyfield
Varenes
Northern Quebec ports - Ports du nord
de Quebec
All other Quebec ports - Tous autres ports de
Québec

ONTARIO

Amherstburg
Badgely Island
Belleville
Britt
Bathe
Byng Inlet
Cardinal
Clarkson
Cobourg
Colborne
Collingwood
Cornwall
Courtright
Cutler
Depot Harbour
Erieau
Goderich
Hamilton
Killarney
Kingston
Kingsville
Lakeview
Little Current
Marathon
Michipicoten Harbour
Midland
Morrisburg
Nanticoke
Oakville (Bronte)
Oshawa
Owen Sound
Parry Sound
Picton
Port Burwell
Port Colborne
Port Credit
Port Hope
Port Lambton
Port Maitland
Port McNicoll
Port Stanley
Prescott
Red Rock
St. Catharines (Port Weller, Pt. Dalhousie)

ONTARIO - Concluded

Sarnia
Sault Ste. Marie (Marks Bay, Mill Pond)
Serpent River
Sombra
Thorold
Thunder Bay
Toronto
Trenton
Wallaceburg
Welland
Whitby
Windsor (Walkerville, Sandwich, Ojibway,
Riverside)
Northern Ontario ports - Ports du nord
d'Ontario
All other Ontario ports - Tous autres ports
d'Ontario

MANITOBA

Churchill
All other Manitoba ports - Tous autres ports du
Manitoba

BRITISH COLUMBIA - COLOMBIE-BRITANNIQUE

Alert Bay
Andy's Bay
Bamberton
Beaver Cove
Bedwell Sound
Beecher Bay
Bella Coola (S. Bentinck Arm)
Blind Bay
Blubber Bay
Britannia Beach
Campbell River (Duncan Bay)
Centre Bay
Chemainus
Clam Bay
Clio Bay
Coal Harbour
Courtenay
Cowichan Bay
Crofton (Croft Hill)
Esquimalt
Fair Harbour
Furry Creek
Gold River
Gowland Harbour
Howe Sound
Jedway
Jervis Inlet
Kimsquit
Kitkatla
Kitimat
Knight Inlet
Ladysmith
Lake Bay
Little Espinosa Inlet
Long Bay
Loughborough Inlet
Lyall Harbour

List of Canadian ports - Concluded - Liste des ports canadiens - fin

BRITISH COLUMBIA - Continued - COLOMBIE-BRITANNIQUE - suite

Mahatta River
Malksope Inlet
Marble Bay
Marpole
Masset
Menzies Bay
Moresby Camp
Namu
Nanaimo (Harmac)
New Westminster
North Arm Fraser River
Ocean Falls
Port Alberni
Port Hardy (Hardy Bay)
Port Harvey
Port Mellon
Port McNeill
Port Renfrew
Powell River
Prince Rupert
Quatsino
Ragged Island
Roberts Bank
Rupert Inlet
Saanichton
Sandpoint
Sarita River
Shannon Bay
Siwash (Okisollo)

BRITISH COLUMBIA - Concluded - COLOMBIE-BRITANNIQUE - fin

Skidegate
Smith Inlet
Sooke
South Bay
Stewart
Squamish
Tasu
Tahsis
Teakerne Arm
Texada
Toquart
Ucluelet
Vananda
Vancouver (incl. Port Moody, North Arm, Ioco, Burnaby, English Bay, False Creek, Dollarton)
Vanguard
Victoria
Watson Island
West Bay
Zeballos
All other British Columbia ports - Tous autres ports de la Colombie-Britannique

NORTHWEST TERRITORIES - TERRITOIRES DU NORD-OUEST

Frobisher Bay
All other Northwest Territories ports - Tous autres ports des Territoires du Nord-Ouest

APPENDIX - C - APPENDICE

List of Commodities

Marchandise

LIVE ANIMALS

Cattle
Live animals, n.e.s.

ANIMAUX VIVANTS

Bovins
Animaux vivants, n.d.a.

FOOD, FEED, BEVERAGES AND TOBACCO

ALIMENTS, ALIMENTS POUR ANIMAUX, BOISSONS ET TABACS

Meat and Meat Preparations

Meat, fresh, chilled or frozen
Meat, cured
Meat and meat preparations, n.e.s.

Viandes et préparations de viande

Viandes fraîches, refroidies ou congelées
Viandes salées ou fumées
Viandes et préparations de viande, n.d.a.

Fish and Marine Animals

Fish, fresh, chilled or frozen
Fish, smoked, salted, dried or pickled
Fish, canned
Lobster
Shell fish, n.e.s.; meat of marine animals; and other fishery foods and feeds

Poisson et animaux marins

Poisson frais, refroidi ou congelé
Poisson fumé, salé, séché ou mariné
Poisson, en boîtes
Homard
Coquillages, n.d.a.; viande d'animaux marins; et autres aliments de poisson et aliments de poisson pour animaux

Dairy Produce, Eggs and Honey

Butter
Cheese
Milk powder
Dairy produce, n.e.s.; eggs and honey

Produits laitiers, oeufs et miel

Beurre
Fromage
Lait en poudre
Produits laitiers, n.d.a.; oeufs et miel

Grain, Flour, Meal and Cereal Preparations

Barley
Corn
Oats
Rye
Wheat
Cereals, unmilled, n.e.s.
Corn meal and flour
Corn starch
Malt and malt flour
Wheat flour
Cereals, milled, n.e.s.
Bakery products, incl. those frozen

Macaroni and cereal products, and farinaceous substances and flour for use as food

Céréales, farine, et préparations de céréales

Orge
Maïs
Avoine
Seigle
Blé
Céréales, non moulues, n.d.a.
Semoule et farine de maïs
Fécule de maïs
Malt et farine de malt
Farine de blé
Céréales moulues, n.d.a.
Produits de boulangerie, y compris produits congelés
Pâtes alimentaires et produits céréaliers, substances farineuses et farine utilisées comme aliments

Fruits and Fruit Preparations

Apples (incl. crab-apples)
Bananas and plantains
Fresh or chilled fruits and berries, n.e.s.
Frozen fruits and berries
Dried and dehydrated fruits
Fruit juices, unfermented, not concentrated, and fruit juice concentrates
Fruit pulp and purée (not canned)
Fruits, preserved, not canned, n.e.s.
Fruits and preparations, canned (exc. infant foods)

Fruits et préparations de fruits

Pommes (y compris pommettes)
Bananes et bananes des Antilles
Baies et fruits frais ou refroidis, n.d.a.
Baies et fruits congelés
Fruits séchés ou déshydratés
Jus de fruits, non fermentés, non concentrés et concentrés de jus de fruits
Pulpe et purée de fruits (non en boîtes)
Fruits, conservés, mais non en boîtes, n.d.a.
Fruits et préparations, en boîtes (sauf aliments pour bébés)

List of Commodities - Continued

FOOD, FEED, BEVERAGES AND TOBACCO -

Concluded:

Nuts, Except Oil Nuts

Peanuts, roasted or otherwise prepared
Nuts, except oil nuts, n.e.s.

Vegetables and Vegetable Preparations

Potatoes
Vegetables, fresh or chilled, n.e.s.
Vegetables, frozen
Vegetables, dried
Vegetables and vegetable preparations, n.e.s.

Sugar and Sugar Preparations

Raw sugar
Sugar, n.e.s.
Molasses, crude
Molasses, refined
Syrup
Sugar preparations (incl. confectionery)

Cocoa, Coffee, Tea and Spices

Cocoa and chocolate
Coffee
Tea
Spices
Vinegar

Margarine, Shortening and Lard

Margarine and similar products
Shortening
Lard

Miscellaneous Foods, Food Materials and Food Preparations

Sausage skins or casings
Miscellaneous foods, food materials and food preparations, n.e.s.

Fodder and Feed, Except Unmilled Cereals

Hay, forage and straw
Hulls, screenings, chaff and scourings
Wheat bran, shorts and middlings
Ground cereals and by-products, n.e.s.
Cottonseed oil meal and cake
Soyabean oil meal and cake
Oil seed meals and cake, n.e.s.
Brewers' and distillers' grains and solubles
Feeds of vegetable origin, n.e.s.
Feeds of animal origin
Concentrated and complete feeds

Beverages

Non-alcoholic beverages
Ale, beer, stout and porter
Wines
Fermented alcoholic beverages, n.e.s.
Distilled alcoholic beverages

Tobacco

Cigarettes
Tobacco, n.e.s.

Marchandise - suite

ALIMENTS, ALIMENTS POUR ANIMAUX, BOISSONS ET TABACS - fin:

Noix, sauf noix oléagineuses

Cacahuètes, grillées ou autrement préparées
Noix, sauf noix oléagineuses, n.d.a.

Légumes et préparations de légumes

Pommes de terre
Légumes, frais ou refroidis, n.d.a.
Légumes, congelés
Légumes, séchés
Légumes et préparations de légumes, n.d.a.

Sucre et préparations à base de sucre

Sucre brut
Sucre, n.d.a.
Mélasse, brute
Mélasse, raffinée
Sirop
Préparations à base de sucre (y compris confiserie)

Cacao, café, thé et épices

Cacao et chocolat
Café
Thé
Épices
Vinaigre

Margarine, shortening et saindoux

Margarine et produits semblables
Shortening
Saindoux

Aliments divers, matières nutritives et préparations alimentaires

Enveloppes et boyaux à saucisses
Aliments divers, matières nutritives et préparations alimentaires, n.d.a.

Fourrage et aliments pour animaux, sauf céréales non moulues

Foin, fourrages et paille
Écalures, criblures, rebuts et impuretés
Son, remoulage et issues de blé
Céréales moulues et sous-produits, n.d.a.
Tourteau et farine de graine de coton
Tourteau et farine de graine de soya
Tourteau de farine de graine oléagineuses, n.d.a.
Grains et solubles de brasserie et de distillerie
Aliments pour animaux d'origine végétale, n.d.a.
Aliments pour animaux d'origine animale
Aliments pour animaux concentrés et complets

Boissons

Boissons non alcooliques
Ale, bière, porter et stout
Vins
Boissons alcooliques fermentées, n.d.a.
Boissons alcooliques distillées

Tabacs

Cigarettes
Tabacs, n.d.a.

List of Commodities - Continued

CRUDE MATERIALS, INEDIBLE

Crude Animal Products, Inedible (Except Fibres)

Raw hides and skins and undressed fur skins
Crude animal products, inedible (except fibres),
n.e.s.

Crude Vegetable Products, Inedible (Except Tobacco, Fibres and Wood)

Seeds for sowing, n.e.s.
Flaxseed
Mustard seed
Rapeseed
Soya beans
Oil seeds, oil nuts and oil kernels, n.e.s.
Nursery and greenhouse stock and related materials
Rubber and allied gums, natural, and natural gums and resins
Crude vegetable products, inedible (except tobacco, fibres and wood), n.e.s.

Crude Wood Materials

Logs
Bolts and round timber
Pulpwood
Crude wood materials, n.e.s.

Textile and Related Fibres (Including Waste)

Wool and fine animal hair suitable for spinning
Textile and related fibres (including waste),
n.e.s.

Metallic Ores, Concentrates, Scrap Metals and By-Products (Alternative Classification)

Alumina and bauxite ore
Copper ore and concentrates and matte and precipitates
Iron ore, crude, and concentrates, calcined, roasted or treated
Lead ore and concentrates
Manganese ore
Nickel-copper ore, nickel-copper matte or speiss, and nickel concentrates
Titanium ore
Zinc ore and concentrates
Ores, concentrates and precipitates, n.e.s.
Iron and steel scrap
Non-ferrous and precious metal scrap
Slags, drosses and other by-products

Coal, Crude Petroleum and Related Crude Products

Coal, bituminous, sub-bituminous, and lignite
Coal, n.e.s.
Crude petroleum, petroleum tops and natural gasoline
Natural gas and other crude bituminous substances

Marchandise - suite

MATIÈRES BRUTES NON COMESTIBLES

Produits bruts d'origine animale, non comestibles (sauf fibres)

Peaux et cuirs bruts et pelleteries non apprêtées
Produits bruts d'origine animale, non comestibles (sauf fibres), n.d.a.

Produits bruts d'origine végétale, non comestibles (sauf tabacs, fibres et bois)

Graines de semence, n.d.a.
Graine de lin
Graine de moutarde
Graine de colza
Fèves de soya
Graines, noix et amandes oléagineuses, n.d.a.
Produits de pépinière et de culture de serre et matières connexes
Caoutchouc et gommes semblables, naturels et gommes et résines naturelles
Produits bruts d'origine végétale, non comestibles (sauf tabacs, fibres et bois), n.d.a.

Matières en bois brut

Billes
Billots et bois ronds
Bois à pâte
Matières en bois brut, n.d.a.

Textiles et fibres connexes (y compris déchets)

Laine et poil fin d'animal pouvant être filés
Textiles et fibres connexes (y compris déchets),
n.d.a.

Minerais de métaux, concentrés, déchets de métaux et sous-produits (1re possibilité de classification)

Alumine et minerai de bauxite
Minerai, concentrés, matte et précipités de cuivre
Minerai de fer brut et concentrés calcinés, grillés ou traités
Minerai et concentrés de plomb
Minerai de manganèse
Minerai de nickel et de cuivre, matte ou speiss de nickel et de cuivre et concentrés de nickel
Minerai de titane
Minerai et concentrés de zinc
Minerais, concentrés et précipités, n.d.a.
Déchets de fer et d'acier
Déchets de métaux non ferreux et précieux
Scories, crasses et autres sous-produits

Charbon, pétrole brut et produits bruts connexes

Charbon bitumineux, sous-bitumineux et lignite
Charbon, n.d.a.
Pétrole brut, produits de tête et essence naturelle
Gaz naturel et autres substances bitumineuses brutes

List of Commodities - Continued**CRUDE MATERIALS, INEDIBLE - Concluded:****Crude Non-metallic Minerals (Except Coal and Petroleum)**

Asbestos, unmanufactured, crude and fibre
 Bentonite
 China clay
 Dolomite
 Clay and other crude refractory materials, n.e.s.
 Sand and gravel
 Limestone
 Crushed stone, incl. stone refuse (exc. limestone flux and crushed limestone)
 Stone, crude, n.e.s.
 Water and ice
 Barytes, natural
 Fluorspar
 Gypsum
 Phosphate rock
 Salt
 Sulphur in ores, crude and refined (exc. pharmaceutical grade)
 Crude non-metallic minerals (except coal and petroleum), n.e.s.

Waste and Scrap Materials, n.e.s.

Cotton and textile rags and waste
 Hogged fuel (wood)
 Waste and scrap materials, n.e.s.

FABRICATED MATERIALS, INEDIBLE**Leather**

Leather
 Furs, dressed
 Rubber fabricated materials

Wood Fabricated Materials

Lumber and timber
 Flooring
 Railway ties
 Shingles and shakes
 Lath of wood
 Other sawmill products, n.e.s.
 Veneer, plywood and wood building boards
 Coopperage stock and box, crate and package shooK
 Wood fabricated materials, n.e.s.

Pulp

Pulp

Paper and Paperboard

Newsprint paper
 Paper, n.e.s.
 Paperboard
 Building paper and building board (exc. wood, plastic and gypsum board)
 Wet machine board and converted paper

Textile Fabricated Materials

Cordage, twine and rope (exc. braided cords and threads)
 Jute broad woven fabrics
 Textile fabricated materials, n.e.s.

Marchandise - suite**MATIÈRES BRUTES NON COMESTIBLES - fin:****Minéraux bruts non métalliques (sauf charbon et pétrole)**

Amiante, non fabriqué, brut et en fibres
 Bentonite
 Kaolin
 Dolomite
 Argile et autres matières réfractaires brutes, n.d.a.
 Sable et gravier
 Pierre à chaux
 Pierre concassée, y compris rebuts de pierre (non compris castine et pierre à chaux concassée)
 Pierre brute, n.d.a.
 Eau et glace
 Barytine, naturelle
 Fluorine
 Gypse
 Roche phosphatée
 Sel
 Soufre dans les minerais, brut ou raffiné (sauf qualité pharmaceutique)
 Minéraux bruts non métalliques (sauf charbon et pétrole), n.d.a.

Matières de rebut et déchets, n.d.a.

Chiffons et déchets de textile et de coton
 Bois débité en copeaux (combustible)
 Matières de rebut et de déchet, n.d.a.

MATIÈRES TRAVAILLÉES, NON COMESTIBLES**Cuir**

Cuir
 Fourrures apprêtées
 Demi-produits en caoutchouc

Demi-produits en bois

Bois d'oeuvre et bois de construction
 Revêtements de parquetage
 Traverses de voie ferrée
 Bardeaux et bardeaux fendus
 Latte de bois
 Autres sciages, n.d.a.
 Placage, contreplaqué et planches de construction
 Demi-produits de tonnellerie et planchages à boîtes, cageots et emballages
 Demi-produits en bois, n.d.a.

Pâte

Pâte

Papier et carton

Papier journal
 Papier, n.d.a.
 Carton
 Plaques de construction, papier et carton (sauf planches en bois, en plastique ou en gypse)
 Carton en pâte pressé et papier transformé

Ouvrages en matières textiles

Cordage, ficelle et corde (sauf cordes tressées et fils)
 Tissus de jute larges
 Ouvrages en matières textiles, n.d.a.

List of Commodities - Continued

Marchandise - suite

FABRICATED MATERIALS, INEDIBLE -

Continued:

Oils, Fats, Waxes, Extracts and Derivatives, Animal and Vegetable

Animal oils and fats (exc. marine)

Fish and marine animal oils

Soyabean oil

Vegetable oils and fats, exc. essential oils, n.e.s.

Oils, fats, waxes, extracts and derivatives, animal and vegetable, n.e.s.

Chemicals and Related Products

Sulphuric acid (incl. oleum)

Metallic salts and peroxysalts, of inorganic acids

Inorganic chemicals, n.e.s.

Glycol

Organic chemicals, n.e.s.

Explosives, fuses and caps

Potash

Fertilizers and fertilizer materials, n.e.s.

Agricultural chemicals, formulated (crop and seed treatments and herbicides); other insecticides and rodenticides; and adhesives

Synthetic rubber (incl. rubber compounds and reclaimed rubber)

Plastic materials, not shaped, and plastics basic shapes and forms

Dyestuffs (exc. dyeing extracts); pigments, lakes and toners (exc. those in chemicals); and paints and related products

Chemical specialties, industrial, n.e.s.

Petroleum and Coal Products

Gasoline

Fuel oil

Lubricating oils and greases

Coke of petroleum and coal

Asphalts and road oils

Coal tar and coal pitch

Petroleum and coal products, n.e.s.

Iron and Steel and Alloys

Ferro-alloys

Pig iron

Primary iron and steel, n.e.s.

Castings and forgings (exc. pipes and fittings)

Bars and rods, steel

Plate, sheet and strip, steel

Structural shapes and sheet piling

Rails and railway track material

Pipes and tubes, iron and steel (exc. fittings and finished electrical conduit and tubing)

Wire (incl. wire rope)

Non-Ferrous Metals

Aluminum (including alloys)

Copper and alloys

Lead and alloys

Nickel and alloys

Zinc and alloys

Non-ferrous metals, n.e.s.

MATIÈRES TRAVAILLÉES, NON COMESTIBLES -

suite:

Huiles, matières grasses, cires, extraits et dérivés d'origine animale et végétale

Huiles et matières grasses d'origine animale (sauf marine)

Huiles de poissons et d'animaux marins

Huile de soya

Huiles et matières grasses végétales, sauf huiles essentielles, n.d.a.

Huiles, matières grasses, cires, extraits et dérivés d'origine animale et végétale, n.d.a.

Produits chimiques et produits connexes

Acide sulfurique (y compris oleum)

Sels métalliques et persels d'acides inorganiques

Produits chimiques inorganiques, n.d.a.

Glycol

Produits chimiques organiques, n.d.a.

Explosifs, mèches et amorces

Muriate de potassium (potasse)

Engrais et matières fertilisantes, n.d.a.

Produits chimiques agricoles, formulés (produits pour cultures et semences et herbicides); autres insecticides et rodenticides; et adhésifs

Caoutchouc synthétique (y compris composés de caoutchouc et caoutchouc régénéré)

Matières plastiques non façonnées et formes élémentaires de matières plastiques

Matières colorantes (sauf extraits colorants); pigments, laques et tonifiants (sauf ceux des produits chimiques); et peintures et produits connexes

Produits chimiques industriels, spéciaux, n.d.a.

Dérives du pétrole et du charbon

Essence

Mazout

Graisses et huiles lubrifiantes

Coke de pétrole et de charbon

Asphalte et bitume liquide

Goudron et brai de houille

Dérivés du pétrole et du charbon, n.d.a.

Fer et acier et alliages

Ferro-alliages

Fonte brute

Acier et fer primaire, n.d.a.

Pièces moulées et forgées (sauf tuyaux et raccords)

Barres et tiges en acier

Tôle, feuilles et feuillets en acier

Profilés de construction et palplanches

Rails et matériaux de voie ferrée

Tuyaux et tubes en fer et en acier (sauf les raccords, les tubes et les conduits électriques finis)

Fil métallique (y compris cordage)

Métaux non ferreux

Aluminium (y compris alliages)

Cuivre et alliages

Plomb et alliages

Nickel et alliages

Zinc et alliages

Métaux non ferreux, n.d.a.

List of Commodities - Concluded

FABRICATED MATERIALS, INEDIBLE -
Concluded:

Metal Fabricated Basic Products

Metal fabricated basic products

Non-metallic Mineral Basic Products

Building brick, clay
Drain tiles, sewer pipes and fittings
Bricks, tiles (clay) and refractories, n.e.s.

Glass basic products
Asbestos and asbestos-cement basic products
Cement
Cement and concrete basic products, n.e.s.
Lime
Non-metallic mineral basic products, n.e.s.

Miscellaneous Fabricated Materials

Miscellaneous fabricated materials

END PRODUCTS, INEDIBLE

Machinery

Tractors
Machinery, n.e.s.

Transportation and Communication Equipment

Railway rolling stock
Passenger automobiles and chassis
Buses and chassis
Trucks, truck chassis and truck tractors, commercial
Motor vehicle engines, accessories, parts and assemblies
Road motor vehicles, n.e.s.
Ships and boats; aircraft; and miscellaneous vehicles (incl. parts and accessories)
Rubber tires and tubes

Equipment

Equipment

Personal and Household Goods

Personal and household goods

Miscellaneous

Firearms, weapons and ammunition
Containers and closures
Miscellaneous end products, inedible, n.e.s.
General cargo
Containerized freight

Marchandise - fin

MATIÈRES TRAVAILLÉES, NON COMESTIBLES -
fin:

Ouvrages de base en métal

Ouvrages de base en métal

Produits minéraux non métalliques de base

Briques à bâtir en argile
Tuiles de drainage, tuyaux d'égout et raccords
Briques, tuiles (argile) et matières réfractaires, n.d.a.
Ouvrages de base en verre
Produits de base en amiante et en amiante-ciment
Ciment
Produits de base en ciment et en béton, n.d.a.
Chaux
Produits minéraux non métalliques de base, n.d.a.

Divers ouvrages

Divers ouvrages

PRODUITS TERMINAUX NON COMESTIBLES

Machinerie

Tracteurs
Machinerie, n.d.a.

Matériel de transport et de communications

Matériel roulant de chemin de fer
Voitures particulières et châssis
Autobus et châssis
Camions, châssis de camion et tracteurs, commerciaux
Moteurs, accessoires, pièces et pièces assemblées pour véhicules automobiles
Véhicules automobiles pour routes, n.d.a.
Navires et bateaux; avions; et divers véhicules (y compris pièces et accessoires)
Pneus et chambres à air en caoutchouc

Matériel


Matériel

Articles de soins personnels et articles ménagers

Articles de soins personnels et articles de ménage

Divers

Armes à feu, armes et munitions
Conteneurs et fermetures
Divers produits terminaux non comestibles, n.d.a.
Marchandises diverses
Fret conteneurisé



DATE DUE
DATE DE RETOUR

NOV - 2 1978

OCT 14 1980

DEC 21 1984

Jeff

Bulletins publiés par la
Division des transports et des communications
traitant du

TRANSPORT PAR EAU

Catalogue

Périodiques

54-002 Statistiques Maritimes, M., Bil.

Annuels

54-202 Transport maritime: Partie I, Transport maritime international (par pays), Bil.

54-203 Transport maritime: Partie II, Transport maritime international (par port), Bil.

54-204 Transport maritime: Partie III, Navigation nationale, Bil.

54-205 Transport par eau, Bil.

54-206 Transport maritime: Partie IV, Origine et destination pour certains ports, Bil.

54-207 Transport maritime: Partie V, Origine et destination de certaines marchandises, Bil.

M. — Mensuel

Bil. — Bilingue

Outre les publications ci-dessus énumérées, Statistique Canada publie une grande variété de rapports statistiques sur le Canada tant dans le domaine économique que social. On peut se procurer gratuitement un catalogue complet des publications courantes à Statistique Canada, Ottawa (Canada), K1A 0T6.



1010702959

Reports Published by the
Transportation and Communications Division
dealing with

WATER TRANSPORT

Catalogue

Periodical

54-002 Shipping Statistics, M., Bil.

Annual

54-202 Shipping Report: Part I, International Seaborne Shipping (by Country), Bil.

54-203 Shipping Report: Part II, International Seaborne Shipping (by Port), Bil.

54-204 Shipping Report: Part III, Coastwise Shipping, Bil.

54-205 Water Transportation, Bil.

54-206 Shipping Report: Part IV, Origin and Destination for Selected Ports, Bil.

54-207 Shipping Report: Part V, Origin and Destination for Selected Commodities, Bil.

M. — Monthly

Bil. — Bilingual

In addition to the selected publications listed above, Statistics Canada publishes a wide range of statistical reports on Canadian economic and social affairs. A comprehensive catalogue of all current publications is available free on request from Statistics Canada, Ottawa (Canada), K1A 0T6.