

962


CATALOGUE No.

54-206

ANNUAL



CANADA



SHIPPING REPORT

1962

PART IV

Origin and Destination for Selected Ports

DOMINION BUREAU OF STATISTICS

LIBRARY
UNIVERSITY OF TORONTO
100 St. George Street
Toronto, Ontario
M5S 1A5

The Royal Bank of Canada
LIBRARY
Montreal P. O. Canada

DOMINION BUREAU OF STATISTICS
Public Finance and Transportation Division
Transportation Section

SHIPPING REPORT

1962

PART IV

Origin and Destination for Selected Ports

Published by Authority of
The Minister of Trade and Commerce

December 1963
8504-573

Price: \$1.50

Reports Published by the
Public Finance and Transportation Division
dealing with


WATER TRANSPORT

Catalogue number	Title	Price
Annual		
54 - 201	Canal Statistics	\$1.00
54 - 202	Shipping Report, Part I (International Seaborne Shipping)	1.50
54 - 203	Shipping Report, Part II (International Seaborne Shipping)75
54 - 204	Shipping Report, Part III (Coastwise Shipping)	1.50
54 - 206	Shipping Report, Part IV (Origin and Destination for Selected Ports)	1.50
54 - 207	Shipping Report, Part V (Origin and Destination for Selected Commodities)75
54 - 205	Water Transportation50
Monthly		
54 - 001	Summary of Canal Statistics.....	10 cents a copy, \$1.00 per year
54 - 002	Shipping Statistics	20 cents a copy, \$2.00 per year

*Remittances should be in the form of cheque or money order,
made payable to the Receiver General of Canada and forwarded to
the Publications Distribution Unit, Financial Control Section,
Dominion Bureau of Statistics, or to the Queen's Printer, Ottawa,
Canada.*

TABLE OF CONTENTS

	Page
Tables 1 to 5—See Shipping Report—Part I	
Tables 6 to 10—See Shipping Report—Part II	
Tables 11 to 18—See Shipping Report—Part III	
Introduction	341
Table	
19. Cargoes Loaded at Selected Ports for Foreign Countries, by Geographic Area	343
20. Cargoes Unloaded at Selected Ports from Foreign Countries, by Geographic Area	343
21. Cargoes Loaded at Selected Ports in Coastwise Shipping, by Province of Destination	344
22. Cargoes Unloaded at Selected Ports in Coastwise Shipping, by Province of Origin	344
23. Cargoes Unloaded and Loaded in International Shipping at Selected Canadian Ports by Country of Origin and Destination, and by Commodity	345
24. Cargoes Unloaded and Loaded in Coastwise Shipping at Selected Canadian Ports by Port of Origin or Destination, and by Commodity	434
For list of countries and commodities see Part I.	



INTRODUCTION

This part of the annual "Shipping Report" provides information on the origin and destination of all cargoes unloaded and loaded at eight of the major Canadian ports. Statistics on both foreign and coastal water transportation are included. Although these eight ports are not necessarily the eight largest in terms of total volume of cargo handled, they were selected because they are major distribution centres for a wide variety of commodities.

Similar data, which is available on request, have been tabulated for the following additional seventeen ports: Bell Island, and Cornerbrook, Nfld.; Hantsport, and Sydney, N.S.; Baie Comeau, Port Alfred, Sept Iles, Sorel and Trois Rivières, P.Q.; Clarkson, Port Colborne, Prescott, Samia and Sault Ste. Marie, Ont.; New Westminster, Powell River, and Victoria, B.C. Corresponding information for all other Canadian ports can be tabulated upon request.

Requests should be forwarded to the Chief, Transportation Section, Dominion Bureau of Statistics, Ottawa. When these requests require a special tabulation it is customary to charge for the machine and labour time, at cost.

In some instances the tonnage of goods reported at port of loading does not correspond exactly with the tonnage reported at the unloading port. This is due mainly to changes en route which were not reported, and to inaccuracies in reporting. These inconsistencies, which are of minor significance, are expected to diminish as tracing procedures are improved.

"Origin" and "destination", as used in this publication, refer only to the ports of loading and unloading.

REVIEW OF 1962 OPERATIONS

In 1962 the eight selected ports handled 44 per cent, or 44,500,000 tons, of Canada's foreign shipping, and 39 per cent, or 33,800,000 tons, of Canada's coastal shipping. These figures compare with the 1961 figures of 46 per cent, or 42,500,000 tons, and 40 per cent, or 37,300,000 tons, respectively.

Nineteen sixty-two loadings for foreign countries at the selected ports decreased by 582,000 tons to 19,400,000 tons, which accounts for 32 per cent of the total freight loaded at all Canadian ports for foreign countries. The corresponding 1961 figure of 20,000,000 tons was 37 per cent of the total freight loaded for foreign countries. Increased loadings for the United States and South America in 1962 were more than offset by decreases in loadings for the United Kingdom, Europe, and Asia. In 1962 the total freight loaded at all Canadian ports for foreign countries increased by 6,500,000 tons to 60,269,779 tons. This increase was largely accounted for by an increase in iron ore loadings, which had little effect on the eight selected ports.

Of a total of 41,900,000 tons of freight unloaded from foreign countries at all Canadian ports in 1962,

25,000,000 tons, or 60 per cent, entered Canada through the eight ports dealt with in this publication. In 1961, 22,500,000 tons, or 57 per cent of the total tonnage of freight unloaded from foreign countries at all Canadian ports, was handled at the eight ports.

In coastal shipping for 1962 the eight ports loaded 18,900,000 tons, or 43 per cent of the total coasting trade tonnage loaded at all Canadian ports. In 1961 these ports handled 43 per cent of the total coasting trade tonnage loaded at all Canadian ports, or 20,000,000 tons.

The same eight ports unloaded 14,900,000 tons of freight in the coastal trade in 1962. This figure represents 34 per cent of the total tonnage unloaded at all Canadian ports in the coasting trade. The corresponding figures for 1961 are 17,300,000 tons and 37 per cent, respectively.

The following table shows the percentages of total tonnage loaded at all Canadian ports for foreign countries which were loaded at the eight selected ports in 1962 and 1961. It also shows the corresponding percentages of unloadings:

Country of destination or origin	Per cent of total loaded at selected ports		Per cent of total unloaded at selected ports	
	1962	1961	1962	1961
United Kingdom	36.4	37.0	83.8	85.1
Other Europe	40.6	39.5	89.4	88.4
Middle East	46.9	64.7	100.0	99.3
Other Africa	51.5	51.3	85.8	46.0
Other Asia	60.4	63.5	97.8	97.9
Oceania	34.5	32.6	98.7	88.9
South America	81.9	64.9	71.1	76.5
Central America and Antilles	60.1	59.7	50.7	42.9
United States	20.3	24.9	48.2	44.3
Other North America	49.3	67.8	25.4	15.6
Totals	32.2	37.2	59.8	57.3

It will be noted from the above table that the eight ports handled a relatively low percentage of cargo destined for the United Kingdom and the United States. Much of the tonnage carried by water transportation between Canada and these two countries consists of iron ore from Sept Iles, Port Cartier, and Bell Island. Because these ports are virtually one-commodity ports, they are not included in this study. Excluding water transportation to the United States, the eight ports handled 58 per cent of the total tonnage loaded for foreign ports.

Nineteen sixty-two coastal shipping statistics show that 52 per cent of the 5,300,000 tons of cargo unloaded at ports in the Atlantic provinces originated at the eight selected ports. Fifty per cent of the 12,800,000 tons unloaded in the province of Quebec originated at the eight ports. Forty-nine per cent of the 12,100,000 tons unloaded in Ontario originated at the eight ports.

Nineteen sixty-two coastal shipping statistics also show that 37 per cent of the 7,100,000 tons of

cargo loaded at ports in the Atlantic provinces were destined for the eight ports dealt with in this publication. Of the 8,000,000 tons of cargo loaded at ports in the province of Quebec, 36 per cent was destined for the eight ports. Of the 15,200,000 tons of cargo loaded at ports in Ontario, 39 per cent was destined for the eight ports.

The port of Montreal received 21 per cent of all coastal trade cargo loaded at ports in the Atlantic provinces, and 19 per cent of all coastal trade cargo loaded at Ontario ports.

In British Columbia almost 100 per cent of the cargo loaded for coastal water transportation was unloaded at ports in the same province. The port of Vancouver loaded 28 per cent of the total tonnage loaded in the West Coast portion of coastal shipping. The same port unloaded 26 per cent of the total tonnage unloaded in the West Coast portion of coastal shipping.

TABLE 19. Cargoes Loaded at Selected Ports for Foreign Countries, by Geographic Area

Destination of cargo	Port of loading								Total cargo loaded at selected ports	Total cargo loaded at all ports, by destination	
	Halifax	Saint John	Montreal	Quebec	Fort William-Port Arthur	Hamilton	Toronto	Vancouver		1962	1961
United Kingdom	332,123	392,967	1,283,772	335,766	226,177	84,438	179,083	490,816	3,325,142	9,146,298	9,348,312
Other Europe	66,985	281,071	1,577,679	300,417	197,810	76,393	38,730	537,137	3,076,222	7,569,373	9,601,205
Middle East	6,040	10,812	36,215	28,786	—	6,595	452	11,243	100,143	213,740	331,732
Other Africa	98,125	26,183	26,813	12,132	10,854	23	15	52,545	226,690	439,906	533,490
Other Asia	109,070	54,920	108,716	90,448	8,337	78	56,126	4,187,808	4,615,503	7,636,758	8,256,419
Oceania	1,049	40,966	6,924	11,398	—	14,304	3,271	116,653	194,565	564,088	476,822
South America	37,028	127,494	90,460	71,785	17,643	17,416	5,116	253,501	620,443	757,360	658,282
Central America and Antilles	136,309	79,924	188,225	12,151	2,010	742	3,264	127,377	550,002	915,321	873,792
United States:											
Alaska	—	—	—	—	—	—	—	54,817	54,817	83,172	95,937
Hawaii	—	—	6	—	—	—	—	17,313	17,319	52,001	62,227
Pacific Ports	—	—	29	—	—	—	27	812,175	812,231	2,704,404	2,706,602
Great Lakes Ports	158	—	69,718	29,853	3,172,852	27,206	8,289	332	3,308,408	14,500,597	11,072,098
Atlantic and Gulf Ports	1,747,794	97,774	11,412	50,051	5,476	7,580	3,894	578,642	2,502,623	15,659,769	9,708,970
Other North America ¹	9,848	400	3,032	7	—	4	—	7	13,298	26,992	34,860
Totals — 1962	2,544,529	1,112,511	3,403,001	942,794	3,641,159	234,779	298,267	7,240,366	19,417,406	60,269,779	...
1961	2,308,043	1,241,388	4,202,463	983,608	3,254,525	107,928	346,396	7,554,582	19,998,933	...	53,760,748

¹ Greenland, St. Pierre and Miquelon.

TABLE 20. Cargoes Unloaded at Selected Ports from Foreign Countries, by Geographic Area

Origin of cargo	Port of unloading								Total cargo unloaded at selected ports	Total cargo loaded at all ports, by origin	
	Halifax	Saint John	Montreal	Quebec	Fort William-Port Arthur	Hamilton	Toronto	Vancouver		1962	1961
United Kingdom	57,000	89,256	366,250	20,788	4,486	22,055	85,266	92,834	737,935	881,044	918,655
Other Europe	52,783	67,778	450,422	59,843	9,092	47,140	171,438	71,545	930,041	1,039,953	1,056,612
Middle East	4,607	1,651,161	1,399,811	—	—	2,299	1,632	728	3,060,238	3,060,740	3,214,451
Other Africa	2,155	15,932	257,173	15	—	15	3,511	30,501	309,302	360,367	881,078
Other Asia	73,215	67,547	213,931	325	—	3,690	83,945	202,693	645,346	659,689	474,651
Oceania	5,636	130,061	46,993	480	—	—	32,037	115,900	331,107	335,407	316,629
South America	2,862,238	123,952	2,324,835	143,038	—	22,772	61,280	27,319	5,565,434	7,831,775	6,666,191
Central America and Antilles	209,643	47,987	1,192,081	376,560	—	68,618	137,288	112,900	2,145,077	4,227,788	3,721,290
United States:											
Alaska	—	—	—	—	—	—	—	77,917	77,917	234,009	186,887
Hawaii	810	—	6,163	—	—	—	3,882	6,930	17,785	18,000	10,944
Pacific Ports	3,636	253	16,409	681	—	—	5,054	384,297	410,330	1,002,352	858,970
Great Lakes Ports	17,827	—	1,152,701	133,885	396,650	6,752,461	2,149,226	—	10,602,750	21,040,589	19,559,373
Atlantic and Gulf Ports	10,795	29,842	54,586	29,948	—	39,663	46,368	650	211,852	1,192,688	1,319,713
Other North America ¹	233	—	—	—	—	—	—	—	233	918	1,911
Totals — 1962	3,300,578	2,223,769	7,481,355	765,563	410,228	6,958,713	2,780,927	1,124,214	25,045,347	41,885,319	...
1961	3,088,437	2,585,502	6,721,523	593,539	491,355	6,101,350	1,918,887	967,086	22,467,679	...	39,187,355

¹ Greenland, St. Pierre and Miquelon.

... Figures not appropriate or not applicable.

TABLE 21. Cargoes Loaded at Selected Ports in Coastwise Shipping, by Province of Destination

Destination of cargo	Port of loading								Total cargo loaded at selected ports	Total cargo loaded at all ports, by destination	
	Halifax	Saint John	Montreal	Quebec	Fort William-Port Arthur	Hamilton	Toronto	Vancouver		1962	1961
Newfoundland	502,626	69,201	217,808	7,970	—	6,762	21,661	—	826,028	2,132,399	2,153,891
Prince Edward Island	167,603	147,723	31,737	—	8,065	—	—	—	355,148	357,236	494,240
Nova Scotia	169,680	293,139	182,119	—	144,363	—	—	—	789,301	1,722,985	1,839,500
New Brunswick	575,645	77,185	125,975	—	10,900	—	—	—	789,705	1,082,203	976,144
Quebec	424,917	248,064	2,084,774	191,351	3,222,314	161,357	81,165	—	6,413,942	12,821,111	15,327,801
Ontario	—	—	1,719,835	2,880	3,806,215	161,760	293,687	—	5,984,377	12,121,112	13,914,393
Manitoba	—	—	320	—	—	—	—	—	320	12,993	18,786
British Columbia	—	—	2,806	36	—	—	—	3,727,125	3,729,967	13,483,726	11,661,142
Northwest Territories	—	—	31,109	—	—	—	—	—	31,109	35,655	30,621
Totals — 1962	1,840,471	835,312	4,396,483	202,237	7,191,877	329,879	396,513	3,727,125	18,919,897	43,769,420	...
1961	1,534,204	1,011,998	4,259,318	185,399	8,987,615	387,577	578,411	3,059,641	20,004,163	...	46,416,518

TABLE 22. Cargoes Unloaded at Selected Ports in Coastwise Shipping, by Province of Origin

Origin of cargo	Port of unloading								Total cargo unloaded at selected ports	Total cargo unloaded at all ports, by origin	
	Halifax	Saint John	Montreal	Quebec	Fort William-Port Arthur	Hamilton	Toronto	Vancouver		1962	1961
Newfoundland	20,729	—	34,647	3,340	—	228	10,023	—	68,967	1,885,134	1,678,727
Prince Edward Island	—	1,600	—	8,220	—	—	—	—	9,820	126,142	158,571
Nova Scotia	1,997	406,148	1,444,644	257,434	—	—	26,170	—	2,136,393	4,137,384	4,222,930
New Brunswick	160,416	4,539	29,705	169,223	—	—	—	—	363,883	906,942	1,107,781
Quebec	181,107	18,266	44,591	1,664,569	47,787	349,667	564,419	2,852	2,873,258	7,973,009	9,321,507
Ontario	136,831	1,360	2,933,353	559,674	621,622	355,546	1,238,019	—	5,844,405	15,191,484	18,126,895
Manitoba	—	—	3,788	3,025	—	—	—	—	6,813	16,057	20,673
British Columbia	—	3,993	13,271	3,692	—	—	—	3,563,480	3,584,436	13,581,481	11,486,630
Northwest Territories	—	—	625	—	—	—	—	—	625	13,907	19,885
Totals — 1962	501,080	435,906	4,504,624	2,669,177	669,409	705,441	1,836,631	3,566,332	14,888,600	43,831,540	...
1961	574,625	379,024	5,790,059	2,978,302	700,336	1,191,040	2,235,739	3,452,261	17,301,386	...	46,142,599

... Figures not appropriate or not applicable.

SHIPPING REPORT, 1962

345

TABLE 23. Cargoes Unloaded and Loaded in International Shipping at Selected Canadian Ports by Country of Origin and Destination, and by Commodity

Columns 4 and 5 show the tonnage of cargo unloaded and loaded at ports listed in Column 1.
Column 2 should be read as the ORIGIN of the tonnage shown in Column 4 and as the DESTINATION of the tonnage shown in Column 5.

SELECTED PORTS -1-	ORIGIN OR DESTINATION -2-	COMMODITY -3-	CARGO TONS	
			UNLOADED -4-	LOADED -5-
HALIFAX	UNITED KINGDOM	OTHER LIVE ANIMALS		1
		MEAT FRESH		50
		MEAT AND MEAT PREP NES	17	
		FISH FRESH OR FROZEN		33
		FISH CANNED		2
		LOBSTER		245
		DAIRY PRODUCE NES	20	
		WHEAT		195,831
		WHEAT FLOUR		5,347
		CEREALS MILLED NES		3
		GRAIN CEREAL PREP NES	14	
		APPLES		7,059
		FRESH FRUITS NES		726
		DRIED PRESERVED FRUITS	58	2
		FRUIT PREPARATIONS NES	13	1,232
		PEANUTS		3
		VEGETABLES FRESH NES	46	109
		BEANS AND PEAS DRIED		309
		VEGETABLE PREPARATIONS		194
		SUGAR	1,105	
		SUGAR PREPARATIONS	700	2
		COCOA AND CHOCOLATE	123	14
		COFFEE	7	
		TEA	500	17
		MARG SHORTENING LARD	31	190
		SAUSAGE SKINS CASINGS		2
		FOOD PREPARATIONS NES	38	979
		OIL SEED CAKE NES		226
		FEEDS ANIMAL ORIGIN	114	478
		ALE BEER ETC	50	
		DIST ALCOHOLIC BEV	1,740	
		TOBACCO	43	2,726
		RAW HIDES AND SKINS		274
		SOYABEANS		165
		CRUDE VEG MATRLS NES		369
		WOOL AND ANIMAL HAIR	975	
		COPPER ORE AND CONC		2,592
		LEAD ORE AND CONC		525
		NICKEL ORE AND CONC		10,843
		NON FERROUS METAL SCRAP	285	
		SLAGS DROSSES ETC	636	1,421
		ASBESTOS UNMANUFACTURED	61	48
		STONE CRUDE NES	14	
		SALT	73	
		NON MET MIN CRUDE NES	20	
		LEATHER		53
		RUBBER FAB MATERIALS	19	
		LUMBER AND TIMBER		29,642
		FLOORING		142
		WOOD FAB MATRLS NES	64	31
		WOODPULP		1,324
		NEWSPRINT PAPER		682
		PAPER NES		195
		PAPERBOARD		1,063
		PAPER PAPERBOARD NES		58
		SACKING MATERIALS		3
		TEXTILE FAB MATRLS NES	1,677	224
		ANIMAL OILS AND FATS		6
		VEG OILS AND FATS NES	1,693	
		CHEMICALS NES	725	479
		FERTILIZERS ETC	24	
		CHEMICAL PRODUCTS NES	540	511
		FUEL OIL		2
		FERRO ALLOYS		178
		IRON STEEL INGOT ETC	102	
		STEEL BAR AND ROD	320	
		STEEL PLATE AND SHEET	654	374
		STRUCTURAL SHAPES	3,484	
		IRON AND STEEL PIPES	2,342	11

SHIPPING REPORT, 1962

TABLE 23. Cargoes Unloaded and Loaded in International Shipping at Selected Canadian Ports by Country of Origin and Destination, and by Commodity

Columns 4 and 5 show the tonnage of cargo unloaded and loaded at ports listed in Column 1.
Column 2 should be read as the ORIGIN of the tonnage shown in Column 4 and as the DESTINATION of the tonnage shown in Column 5.

SELECTED PORTS -1-	ORIGIN OR DESTINATION -2-	COMMODITY -3-	CARGO TONS		
			UNLOADED -4-	LOADED -5-	
HALIFAX	UNITED KINGDOM	IRON AND STEEL NES	136		
		ALUMINUM BAR INGOT	52		
		ALUMINUM NES	19		
		COPPER UNALLOYED		2,660	
		COPPER ALLOYED	24		
		COPPER AND ALLOYS NES		784	
		ZINC BAR INGOT PIG	12	1,181	
		NON FERROUS METALS NES	61	15	
		METAL FAB PROD NES	475		
		PLATE AND SHEET GLASS	2,595		
		GLASS BASIC PROD NES	62		
		CEMENT	173		
		CEMENT BASIC PROD NES	71		
		NON MET MIN PROD NES	126		
		MISC FAB MATRLS NES	1,079	10	
		MACHINERY AND PARTS	11,082	39	
		AUTOMOBILES AND CHASSIS	4,542	28	
		TRUCKS AND CHASSIS	12		
		MOTOR VEH PARTS NES	371		
		MOTOR VEHICLE NES	36		
		MISC VEH AND PARTS NES	64		
		RUBBER TIRES AND TUBES	87		
	MISC EQUIPMENT NES	423	36		
	HOUSEHOLD GOODS	1,145	3		
	FIREARMS AND AMMUNITION	297	165		
	CONTAINERS EMPTY	235	29		
	CONTAINERS NES	148			
	MISC PRODUCTS NES	164			
	GENERAL CARGO	15,182	60,178		
		TOTAL	57,000	332,123	
		MALTA AND GOZO	GENERAL CARGO		3
			TOTAL		3
		BELGIUM AND LUXEMBOURG	MALT		12
	CEREALS MILLED NES			10	
	DRIED PRESERVED FRUITS			79	
	FRUIT PREPARATIONS NES			41	
	WINES		3		
	DIST ALCOHOLIC BEV		151		
	BEVERAGES NES		154		
	TOBACCO			10	
	OIL SEEDS NUTS NES			6	
	TEXTILE FIBRES NES		42		
	WASTE AND SCRAP NES			12	
	TEXTILE FAB MATRLS NES		26		
	CHEMICAL PRODUCTS NES		18	96	
	IRON STEEL INGOT ETC		88		
	STEEL PLATE AND SHEET		173		
	STRUCTURAL SHAPES		85		
	IRON AND STEEL PIPES		61		
	IRON AND STEEL NES		162		
	COPPER UNALLOYED			1,631	
	COPPER AND ALLOYS NES			14	
	METAL FAB PROD NES		98		
	PLATE AND SHEET GLASS		1,101		
	GLASS BASIC PROD NES		7		
	CEMENT	132			
	MACHINERY AND PARTS		25		
	AUTOMOBILES AND CHASSIS	35			
	HOUSEHOLD GOODS	219			
	GENERAL CARGO	2,705	5,541		
		TOTAL	5,260	7,477	
	DENMARK	CRUDE VEG MATRLS NES		19	
		TEXTILE FAB MATRLS NES		16	
		COPPER UNALLOYED		226	
		COPPER AND ALLOYS NES		338	
		GENERAL CARGO	263	103	
		TOTAL	263	702	

SHIPPING REPORT, 1962

347

TABLE 23. Cargoes Unloaded and Loaded in International Shipping at Selected Canadian Ports by Country of Origin and Destination, and by Commodity

Columns 4 and 5 show the tonnage of cargo unloaded and loaded at ports listed in Column 1.
Column 2 should be read as the ORIGIN of the tonnage shown in Column 4 and as the DESTINATION of the tonnage shown in Column 5.

SELECTED PORTS -1-	ORIGIN OR DESTINATION -2-	COMMODITY -3-	CARGO TONS		
			UNLOADED -4-	LOADED -5-	
HALIFAX	FINLAND	APPLES		314	
		SEEDS FOR SOWING NES		135	
		PAPER PAPERBOARD NES	194		
		ALUMINUM BAR INGOT		243	
		GENERAL CARGO	106	19	
			TOTAL	300	711
	FRANCE ATLANTIC		WHEAT		111
			FRUIT PREPARATIONS NES		8
			WASTE AND SCRAP NES		14
			WOODPULP		257
			TEXTILE FAB MATRLS NES		9
			CHEMICALS NES		15
			CHEMICAL PRODUCTS NES		390
			COPPER UNALLOYED		140
			MISC FAB MATRLS NES	25	
			MACHINERY AND PARTS	5	54
			AUTOMOBILES AND CHASSIS	9	4
			RUBBER TIRES AND TUBES		6
			MISC EQUIPMENT NES	7	4
			HOUSEHOLD GOODS	5	
			GENERAL CARGO	1,373	84
		TOTAL	1,424	1,096	
	FRANCE MEDITERRANEAN		GENERAL CARGO	63	178
			TOTAL	63	178
	GERMANY FEDERAL REPUBLIC		OTHER LIVE ANIMALS		1
			DAIRY PRODUCE NES		
			TEA	22	
			DIST ALCOHOLIC BEV		8
			RAW HIDES AND SKINS		67
			TEXTILE FAB MATRLS NES	23	
			CHEMICALS NES	2,088	
			CHEMICAL PRODUCTS NES	49	
STEEL BAR AND ROD			71		
STEEL PLATE AND SHEET			124	51	
IRON AND STEEL PIPES			50		
IRON AND STEEL NES			62		
ZINC AND ALLOYS NES			8		
METAL FAB PROD NES			45		
PLATE AND SHEET GLASS			89		
CEMENT			8		
MACHINERY AND PARTS			599	15	
AUTOMOBILES AND CHASSIS			3,619	25	
MOTOR VEHICLE NES			8		
RUBBER TIRES AND TUBES			12		
MISC EQUIPMENT NES			193	6	
HOUSEHOLD GOODS			191		
CONTAINERS EMPTY	3				
MISC PRODUCTS NES	25				
GENERAL CARGO	8,982	1,556			
	TOTAL	16,278	1,729		
GREECE		GENERAL CARGO	245	193	
		TOTAL	245	193	
EIRE		GENERAL CARGO	686		
		TOTAL	686		
ITALY		CEREALS MILLED NES		51	
		WINES	5		
		DIST ALCOHOLIC BEV	13		
		CRUDE VEG MATRLS NES		4	
		ASBESTOS UNMANUFACTURED		17	
		STONE CRUDE NES	175		
		WOODPULP		588	
		PAPERBOARD		2,704	
CASTINGS AND FORGINGS		3			

SHIPPING REPORT, 1962

TABLE 23. Cargoes Unloaded and Loaded in International Shipping at Selected Canadian Ports by Country of Origin and Destination, and by Commodity

Columns 4 and 5 show the tonnage of cargo unloaded and loaded at ports listed in Column 1.
Column 2 should be read as the ORIGIN of the tonnage shown in Column 4 and as the DESTINATION of the tonnage shown in Column 5.

SELECTED PORTS -1-	ORIGIN OR DESTINATION -2-	COMMODITY -3-	CARGO TONS	
			UNLOADED -4-	LOADED -5-
HALIFAX	ITALY	MACHINERY AND PARTS	45	
		MISC PRODUCTS NES		16
		GENERAL CARGO	2,449	1,387
			TOTAL	2,687
	NETHERLANDS	OTHER LIVE ANIMALS		16
		DAIRY PRODUCE NES	29	
		APPLES		263
		FRUIT PULP	70	
		FRUIT PREPARATIONS NES		246
		VEGETABLES FRESH NES	26	
		VEGETABLE PREPARATIONS	17	14
		COCOA AND CHOCOLATE	130	
		TEA	42	
		SPICES	6	
		FOOD PREPARATIONS NES		141
		DIST ALCOHOLIC BEV		22
		BEVERAGES NES	154	
		TOBACCO	4	8
		RAW HIDES AND SKINS		25
		CRUDE VEG MATRLS NES	1,460	
		LEAD ORE AND CONC		700
		NON MET MIN CRUDE NES	25	
		VENEER AND PLYWOOD	17	44
		TEXTILE FAB MATRLS NES	21	
		ANIMAL OILS AND FATS		1,003
		CHEMICALS NES	58	1
		CHEMICAL PRODUCTS NES	90	102
		STEEL PLATE AND SHEET		179
		IRON AND STEEL NES	72	
		COPPER UNALLOYED		392
		METAL FAB PROD NES	64	
		PLATE AND SHEET GLASS	67	
		NON MET MIN PROD NES	205	
		MACHINERY AND PARTS	130	2
		RUBBER TIRES AND TUBES	15	
		MISC EQUIPMENT NES	13	15
	HOUSEHOLD GOODS	53		
	GENERAL CARGO	2,569	6,457	
		TOTAL	5,337	9,630
	NORWAY	APPLES		654
		BEANS AND PEAS DRIED		4
		SAUSAGE SKINS CASINGS		5
		TOBACCO		16
		SEEDS FOR SOWING NES		4
		CRUDE VEG MATRLS NES		22
		COPPER ORE AND CONC		11,190
		NICKEL ORE AND CONC		9,099
		CHEMICALS NES		13
		CHEMICAL PRODUCTS NES		62
		NON FERROUS METALS NES	27	
		GENERAL CARGO	195	196
			TOTAL	222
	PORTUGAL	GENERAL CARGO	323	166
			TOTAL	323
	SPAIN	SALT	7,616	
		NEWSPRINT PAPER		53
		COPPER AND ALLOYS NES		18
		GENERAL CARGO	244	669
		TOTAL	7,860	740
	SWEDEN	MEAT FRESH		15
		LOBSTER		13
		WHEAT FLOUR		11
		GRAIN CEREAL PREP NES	14	
		APPLES		1,137

SHIPPING REPORT, 1962

349

TABLE 23. Cargoes Unloaded and Loaded in International Shipping at Selected Canadian Ports by Country of Origin and Destination, and by Commodity

Columns 4 and 5 show the tonnage of cargo unloaded and loaded at ports listed in Column 1.
Column 2 should be read as the ORIGIN of the tonnage shown in Column 4 and as the DESTINATION of the tonnage shown in Column 5.

SELECTED PORTS -1-	ORIGIN OR DESTINATION -2-	COMMODITY -3-	CARGO TONS	
			UNLOADED -4-	LOADED -5-
HALIFAX	SWEDEN	DIST ALCOHOLIC BEV		24
		RAW HIDES AND SKINS	62	
		NICKEL ORE AND CONC		951
		STONE CRUDE NES	156	
		LUMBER AND TIMBER	7	
		PAPER PAPERBOARD NES	219	
		CHEMICALS NES		148
		CHEMICAL PRODUCTS NES		15
		STEEL BAR AND ROD		112
		STEEL PLATE AND SHEET	24	
	STRUCTURAL SHAPES		40	
	ALUMINUM BAR INGOT		2,383	
	ALUMINUM NES		350	
	COPPER UNALLOYED		839	
	COPPER AND ALLOYS NES		643	
	CONTAINERS EMPTY	4		
	GENERAL CARGO	546	192	
	TOTAL	1,032	6,873	
	ALBANIA	WHEAT		9,150
	TOTAL			9,150
	POLAND	APPLES		140
		RAW HIDES AND SKINS		1,110
		ASBESTOS UNMANUFACTURED		68
		ALUMINUM BAR INGOT		68
		COPPER UNALLOYED		896
		HOUSEHOLD GOODS		12
		GENERAL CARGO		4
	TOTAL			2,298
	U S S R EUROPE	MET ORES NES	10,733	
		GENERAL CARGO		4
	TOTAL		10,733	4
	YUGOSLAVIA	IRON AND STEEL NES	40	
		GENERAL CARGO	30	
	TOTAL		70	
	KUWAIT	WHEAT FLOUR		112
		GENERAL CARGO		153
	TOTAL			265
	BRITISH MIDDLE EAST N E S	WHEAT FLOUR		15
		COFFEE	1	
		IRON AND STEEL PIPES		362
		GENERAL CARGO	3	11
	TOTAL		4	388
	IRAN	TEXTILE FAB MATRLS NES		75
		ALUMINUM NES		149
		GENERAL CARGO		1,191
	TOTAL			1,415
	IRAQ	DRIED PRESERVED FRUITS	5	
		GENERAL CARGO		68
	TOTAL		5	68
	ISRAEL	FRESH FRUITS NES	3,530	
		ALE BEER ETC		1
		PULPWOOD		1,400
		WOODPULP		1,900
		NEWSPRINT PAPER		10
		GENERAL CARGO	755	94
	TOTAL		4,285	3,405
	JORDAN	GENERAL CARGO		9
	TOTAL			9
	LEBANON	GENERAL CARGO		318
	TOTAL			318

SHIPPING REPORT, 1962

TABLE 23. Cargoes Unloaded and Loaded in International Shipping at Selected Canadian Ports by Country of Origin and Destination, and by Commodity

Columns 4 and 5 show the tonnage of cargo unloaded and loaded at ports listed in Column 1.
Column 2 should be read as the ORIGIN of the tonnage shown in Column 4 and as the DESTINATION of the tonnage shown in Column 5.

SELECTED PORTS -1-	ORIGIN OR DESTINATION -2-	COMMODITY -3-	CARGO TONS	
			UNLOADED -4-	LOADED -5-
HALIFAX	LIBYA	GENERAL CARGO		160
		TOTAL		160
	SOMALIA	HOUSEHOLD GOODS	1	
		TOTAL	1	
	EGYPT	VEGETABLES FRESH NES	312	
		SALT		11
		GENERAL CARGO		1
		TOTAL	312	12
	GHANA	MALT		186
		WHEAT FLOUR		13,857
		COCOA AND CHOCOLATE	89	
		FOOD PREPARATIONS NES		11
		HOUSEHOLD GOODS		1
		GENERAL CARGO	1	15
		TOTAL	90	14,070
	KENYA	COFFEE	12	
		TEA	38	
		SPICES	32	
		TOTAL	82	
	NIGERIA	DAIRY PRODUCE NES		9
		WHEAT FLOUR		8,849
		VEGETABLE PREPARATIONS		5
		COCOA AND CHOCOLATE	568	
		SPICES	35	
		FOOD PREPARATIONS NES		1
		RUBBER AND GUMS NATURAL	299	
		LOGS ROUND TIMBER	32	
		WASTE AND SCRAP NES		50
		RUBBER FAB MATERIALS	23	
		LUMBER AND TIMBER	16	
		VENEER AND PLYWOOD	17	
		WOOD FAB MATRLS NES	1	
		PAPER NES		6
		VEG OILS AND FATS NES	278	
		CASTINGS AND FORGINGS		503
		IRON AND STEEL PIPES		339
		ALUMINUM BAR INGOT		6
		AUTOMOBILES AND CHASSIS		3
		MISC EQUIPMENT NES		9
HOUSEHOLD GOODS	2			
CONTAINERS EMPTY	17			
GENERAL CARGO		23		
		TOTAL	1,288	9,803
	SIERRA LEONE	MILK POWDER		26
		WHEAT FLOUR		66,156
		SPICES	6	
		GRAIN FEEDS NES		4
		STRUCTURAL SHAPES		77
		GENERAL CARGO		1
		TOTAL	6	66,264
	UNION OF SOUTH AFRICA	WHEAT FLOUR		3,335
		NUTS NES	220	
		TEA	10	
		VEG OILS AND FATS NES	338	
		GENERAL CARGO	9	
		TOTAL	577	3,335
	BRITISH AFRICA N E S	WHEAT FLOUR		1,420
		TOTAL		1,420
	ALGERIA	GENERAL CARGO	1	40
		TOTAL	1	40

SHIPPING REPORT, 1962

351

TABLE 23. Cargoes Unloaded and Loaded in International Shipping at Selected Canadian Ports by Country of Origin and Destination, and by Commodity

Columns 4 and 5 show the tonnage of cargo unloaded and loaded at ports listed in Column 1.
Column 2 should be read as the ORIGIN of the tonnage shown in Column 4 and as the DESTINATION of the tonnage shown in Column 5.

SELECTED PORTS -1-	ORIGIN OR DESTINATION -2-	COMMODITY -3-	CARGO TONS	
			UNLOADED -4-	LOADED -5-
HALIFAX	ANGOLA	WHEAT FLOUR		140
		TOTAL		140
	BELGIAN CONGO	ASBESTOS UNMANUFACTURED		429
		TOTAL		429
	FR EQUATORIAL AFRICA	WHEAT FLOUR		5
		COCOA AND CHOCOLATE	11	
		LUMBER AND TIMBER	16	
		TOTAL	27	5
	FRENCH WEST AFRICA	WHEAT FLOUR		373
		HOUSEHOLD GOODS		1
		TOTAL		374
	FRENCH AFRICA N E S	COFFEE	84	
		DIST ALCOHOLIC BEV		1
		GENERAL CARGO		1
		TOTAL	84	2
	LIBERIA	FISH CANNED		54
		WHEAT FLOUR		653
		CHEMICAL PRODUCTS NES		30
		MISC EQUIPMENT NES		8
		GENERAL CARGO		11
		TOTAL		756
	PORTUGUESE AFRICA NES	WHEAT FLOUR		1,334
		ALUMINUM BAR INGOT		153
TOTAL			1,487	
CEYLON	FISH FRESH OR FROZEN		71	
	CEREALS MILLEO NES		7	
	FRUIT PREPARATIONS NES			
	COCONUT DESICCATED	110		
	NUTS NES	483		
	TEA	734		
	RUBBER AND GUMS NATURAL	1,991		
	WASTE AND SCRAP NES	1,682		
	VEG OILS AND FATS NES	20		
	HOUSEHOLD GOODS	3,187		
	GENERAL CARGO	4		
	TOTAL	3,394		
			11,605	78
	HONG KONG	VEGETABLE PREPARATIONS	1	
		TEA	6	
FOOD PREPARATIONS NES		11		
IRON AND STEEL SCRAP			20	
ASBESTOS UNMANUFACTURED			31	
CHEMICAL PRODUCTS NES			188	
PET AND COAL PROO NES			90	
STEEL PLATE AND SHEET			87	
ALUMINUM BAR INGOT			22	
COPPER UNALLOYED			10	
COPPER AND ALLOYS NES			20	
HOUSEHOLD GOODS		1		
GENERAL CARGO		107	799	
TOTAL		126	1,267	
INDIA		MEAT FRESH	1	
	LOBSTER	1		
	MARINE ANIMALS NES	32		
	PEANUTS	262		
	NUTS NES	489		
	TEA	1,550		
	SPICES	545	3	
	SEEDS FOR SOWING NES	59		
	OIL SEEDS NUTS NES	115		
	RUBBER AND GUMS NATURAL	42		

SHIPPING REPORT, 1962

TABLE 23. Cargoes Unloaded and Loaded in International Shipping at Selected Canadian Ports by Country of Origin and Destination, and by Commodity

Columns 4 and 5 show the tonnage of cargo unloaded and loaded at ports listed in Column 1.
Column 2 should be read as the ORIGIN of the tonnage shown in Column 4 and as the DESTINATION of the tonnage shown in Column 5.

SELECTED PORTS -1-	ORIGIN OR DESTINATION -2-	COMMODITY -3-	CARGO TONS		
			UNLOADED -4-	LOADED -5-	
HALIFAX	INDIA	CRUDE VEG MATRLS NES	120		
		TEXTILE FIBRES NES	98		
		TEXTILE FAB MATRLS NES	3,806		
		HOUSEHOLD GOODS	58	5	
		GENERAL CARGO	3,090	11	
		TOTAL	10,268	19	
		MALAYA AND SINGAPORE	GRAIN CEREAL PREP NES	591	
			FRESH FRUITS NES	894	
			FRUIT PREPARATIONS NES	593	
			NUTS NES	28	
			COFFEE	3	
			TEA	66	
			SPICES	197	
			RUBBER AND GUMS NATURAL	23,749	
			CRUDE VEG MATRLS NES	378	
			LOGS ROUND TIMBER	183	
			LUMBER AND TIMBER	240	
			NEWSPRINT PAPER		1,288
			PAPER PAPERBOARD NES		2
			TEXTILE FAB MATRLS NES	3	
			VEG OILS AND FATS NES	12,340	
			STEEL PLATE AND SHEET	66	
			ALUMINUM BAR INGOT		170
			TIN AND ALLOYS	1,145	
			MISC FAB MATRLS NES		84
			MACHINERY AND PARTS		2
			TRUCKS AND CHASSIS		39
	MOTOR VEH PARTS NES			9	
	MISC EQUIPMENT NES			12	
	HOUSEHOLD GOODS	11	2		
	MISC PRODUCTS NES		1		
	GENERAL CARGO	3,880	251		
	TOTAL	44,367	1,860		
	PAKISTAN	AUTOMOBILES AND CHASSIS		1	
		GENERAL CARGO	3,048		
		TOTAL	3,048	1	
	CAMBODIA AND LAOS	HOUSEHOLD GOODS		1	
		TOTAL		1	
	CHINA	WHEAT		98,439	
		TEA	3		
		HOUSEHOLD GOODS	1		
		TOTAL	4	98,439	
	INDONESIA	SPICES	17		
		AUTOMOBILES AND CHASSIS		2	
		MISC EQUIPMENT NES		9	
		HOUSEHOLD GOODS	5	4	
		GENERAL CARGO	11	711	
		TOTAL	33	726	
	JAPAN	CATTLE		6	
		DAIRY PRODUCE NES		37	
		DIST ALCOHOLIC BEV		1	
		RAW HIDES AND SKINS		52	
		TEXTILE FIBRES NES		34	
		IRON AND STEEL SCRAP		37	
		NON FERROUS METAL SCRAP		59	
		ASBESTOS UNMANUFACTURED		1,193	
		WASTE AND SCRAP NES		686	
		VENEER AND PLYWOOD	85		
		TEXTILE FAB MATRLS NES	1		
		STEEL BAR AND ROD		222	
		ALUMINUM BAR INGOT		126	
		ALUMINUM NES		203	
	COPPER UNALLOYED		159		

SHIPPING REPORT, 1962

353

TABLE 23. Cargoes Unloaded and Loaded in International Shipping at Selected Canadian Ports by Country of Origin and Destination, and by Commodity

Columns 4 and 5 show the tonnage of cargo unloaded and loaded at ports listed in Column 1.
Column 2 should be read as the ORIGIN of the tonnage shown in Column 4 and as the DESTINATION of the tonnage shown in Column 5.

SELECTED PORTS -1-	ORIGIN OR DESTINATION -2-	COMMODITY -3-	CARGO TONS		
			UNLOADED -4-	LOADED -5-	
HALIFAX	JAPAN	NICKEL AND ALLOYS		241	
		ZINC BAR INGOT PIG		25	
		GENERAL CARGO	2,132	1,560	
		TOTAL	2,218	4,641	
	KOREA	FISH FRESH OR FROZEN		11	
		HOUSEHOLD GOODS		1	
		GENERAL CARGO		101	
		TOTAL		113	
	PHILIPPINES	TEXTILE FIBRES NES		131	
		NEWSPRINT PAPER			929
		TEXTILE FAB MATRLS NES	4		17
		CHEMICALS NES			101
		NON MET MIN PROD NES			1
		MISC EQUIPMENT NES			1
		HOUSEHOLD GOODS			1
		GENERAL CARGO	27		302
		TOTAL	162	1,351	
	TAIWAN	RUBBER AND GUMS NATURAL		17	
		NON MET MIN PROD NES			62
		GENERAL CARGO	3		17
		TOTAL	20	79	
	THAILAND	WHEAT FLOUR		30	
		GRAIN CEREAL PREP NES		143	
		CRUDE ANIMAL PROD NES		3	
		RUBBER AND GUMS NATURAL		207	
		CRUDE VEG MATRLS NES		194	
		TEXTILE FIBRES NES		136	
		LUMBER AND TIMBER		37	
VEG OILS AND FATS NES			494		
CHEMICAL PRODUCTS NES				5	
STEEL PLATE AND SHEET			118	298	
ALUMINUM BAR INGOT				55	
METAL FAB PROD NES				6	
MISC FAB MATRLS NES				17	
MACHINERY AND PARTS				7	
HOUSEHOLD GOODS		1		1	
GENERAL CARGO		1		98	
	TOTAL	1,364	487		
VIET NAM	MISC EQUIPMENT NES			2	
	MISC PRODUCTS NES			1	
	GENERAL CARGO			5	
	TOTAL		8		
AUSTRALIA	WOODPULP			540	
	GENERAL CARGO		4,680		
	TOTAL		4,680	540	
NEW ZEALAND	MEAT FRESH		534		
	SALT			509	
	GENERAL CARGO		422		
	TOTAL		956	509	
BRITISH GUIANA	FISH FRESH OR FROZEN			28	
	FISH SMOKED SALTED			61	
	WHEAT FLOUR			10	
	APPLES			128	
	POTATOES			421	
	GENERAL CARGO	187		9,480	
	TOTAL	187	10,128		
ARGENTINA	GENERAL CARGO		44	121	
	TOTAL		44	121	
BRAZIL	CORN		120		

SHIPPING REPORT, 1962

TABLE 23. Cargoes Unloaded and Loaded in International Shipping at Selected Canadian Ports by Country of Origin and Destination, and by Commodity

Columns 4 and 5 show the tonnage of cargo unloaded and loaded at ports listed in Column 1.
Column 2 should be read as the ORIGIN of the tonnage shown in Column 4 and as the DESTINATION of the tonnage shown in Column 5.

SELECTED PORTS -1-	ORIGIN OR DESTINATION -2-	COMMODITY -3-	CARGO TONS		
			UNLOADED -4-	LOADED -5-	
HALIFAX	BRAZIL	NUTS NES	104		
		GENERAL CARGO	225	534	
			TOTAL	449	534
	CHILE	GENERAL CARGO			2,031
			TOTAL		2,031
	COLOMBIA	CEREALS MILLED NES			35
		COCONUT DESICCATED	196		
		MOLASSES AND SYRUPS NES			16
		COFFEE	37		
		TEA	86		
		GRAIN FEEDS NES			50
		CRUDE ANIMAL PROD NES	1		
		RUBBER AND GUMS NATURAL	511		
		WOOL AND ANIMAL HAIR	407		
		TEXTILE FIBRES NES	376		
		NEWSPRINT PAPER			1,181
		PAPER NES			75
		VEG OILS AND FATS NES	449		547
		CHEMICALS NES	62		204
ALUMINUM NES				98	
TIN AND ALLOYS	28				
MACHINERY AND PARTS			147		
TRUCKS AND CHASSIS			18		
MISC EQUIPMENT NES			4		
GENERAL CARGO	4		287		
		TOTAL	2,157	2,662	
ECUADOR	NEWSPRINT PAPER			317	
	PAPER PAPERBOARD NES			2	
	GENERAL CARGO			109	
		TOTAL		428	
PERU	FISH FRESH OR FROZEN	23			
	FISH CANNED	144			
	MILK POWDER			12	
	BEANS AND PEAS DRIED	79			
	VEGETABLE PREPARATIONS			9	
	CHEMICALS NES			2	
	GENERAL CARGO	10		956	
		TOTAL	256	979	
SURINAM	FISH SMOKED SALTED			2	
	GENERAL CARGO			106	
			TOTAL		108
URUGUAY	GENERAL CARGO	29			
			TOTAL	29	
VENEZUELA	WHEAT			5,376	
	WHEAT FLOUR			8	
	CRUDE PETROLEUM	2,533,934			
	NEWSPRINT PAPER			330	
	GASOLINE	8,195			
	FUEL OIL	316,987			
	GENERAL CARGO			14,323	
		TOTAL	2,859,116	20,037	
BAHAMAS	SALT	3,900			
	GENERAL CARGO	9		5,512	
			TOTAL	3,909	5,512
BERMUDA	DIST ALCOHOLIC BEV	64			
	CONTAINERS EMPTY	8			
	GENERAL CARGO	223		6,273	
			TOTAL	295	6,273
BRITISH HONDURAS	FISH FRESH OR FROZEN			5	

SHIPPING REPORT, 1962

355

TABLE 23. Cargoes Unloaded and Loaded in International Shipping at Selected Canadian Ports by Country of Origin and Destination, and by Commodity

Columns 4 and 5 show the tonnage of cargo unloaded and loaded at ports listed in Column 1.
Column 2 should be read as the ORIGIN of the tonnage shown in Column 4 and as the DESTINATION of the tonnage shown in Column 5.

SELECTED PORTS -1-	ORIGIN OR DESTINATION -2-	COMMODITY -3-	CARGO TONS		
			UNLOADED -4-	LOADED -5-	
HALIFAX	BRITISH HONDURAS	FISH CANNED		15	
		WHEAT FLOUR		75	
		POTATDES		9	
		FOOD PREPARATIONS NES		36	
		SALT		175	
		NEWSPRINT PAPER		30	
		GENERAL CARGO		66	
		TOTAL		411	
	BARBADOS	DAIRY PRODUCE NES	POTATOES		1
			MOLASSES CRUDE	71	297
			MOLASSES AND SYRUPS NES	28	
			DIST ALCOHOLIC BEV	403	
			GENERAL CARGO	90	8,905
		TOTAL	592	9,203	
	JAMAICA	FISH FRESH OR FROZEN	FISH SMDKD SALTED		300
			FISH CANNED		3,977
			DAIRY PRODUCE NES		546
			OATS		3
			MALT		42
			WHEAT FLOUR		459
			CEREALS MILLED NES		3,238
			APPLES		37
			FRESH FRUITS NES	76	80
			FRUIT PREPARATIONS NES		222
			NUTS NES	9	
			POTATOES		3,766
			VEGETABLES FRESH NES		120
			COCOA AND CHOCOLATE	28	
			COFFEE	5	
FOOD PREPARATIONS NES				480	
DIST ALCOHOLIC BEV			15	46	
TDBACCO				68	
WASTE AND SCRAP NES			32		
LUMBER AND TIMBER				56	
WODDPULP				21	
NEWSPRINT PAPER				674	
PAPER NES				32	
TEXTILE FAB MATRLS NES			62		
CHEMICALS NES				50	
STEEL PLATE AND SHEET				83	
AUTOMOBILES AND CHASSIS				274	
RUBBER TIRES AND TUBES				28	
MISC EQUIPMENT NES				22	
HOUSEHOLD GOODS			1		
GENERAL CARGO			324	14,026	
			TOTAL	552	28,650
LEEWARD AND WINDWARD IS	COCOA AND CHOCOLATE	GENERAL CARGO	14	15,813	
			577		
		TOTAL	591	15,813	
TRINIDAD AND TOBAGO	FISH FRESH OR FROZEN	FISH SMOKED SALTED		1	
		DAIRY PRODUCE NES		87	
		WHEAT FLOUR		1	
		APPLES		81	
		FRUIT PREPARATIONS NES		510	
		POTATOES	10	216	
		VEGETABLES FRESH NES		36	
		DIST ALCOHOLIC BEV	52		
		GENERAL CARGO	162	23,973	
			TOTAL	224	24,905
COSTA RICA	WHEAT FLOUR	NEWSPRINT PAPER		6	
				551	

SHIPPING REPORT, 1962

TABLE 23. Cargoes Unloaded and Loaded in International Shipping at Selected Canadian Ports by Country of Origin and Destination, and by Commodity

Columns 4 and 5 show the tonnage of cargo unloaded and loaded at ports listed in Column 1.
Column 2 should be read as the ORIGIN of the tonnage shown in Column 4 and as the DESTINATION of the tonnage shown in Column 5.

SELECTED PORTS -1-	ORIGIN OR DESTINATION -2-	COMMODITY -3-	CARGO TONS		
			UNLOADED -4-	LOADED -5-	
HALIFAX	COSTA RICA	PAPER NES		3	
		CHEMICALS NES		11	
		GENERAL CARGO		19	
			TOTAL		590
	CUBA	ANIMAL OILS AND FATS			1,855
		METAL FAB PROD NES			2
			TOTAL		1,857
	DOMINICAN REPUBLIC	MOLASSES CRUDE		3,562	
		MOLASSES AND SYRUPS NES		2,264	
		GENERAL CARGO		1	9,342
			TOTAL	5,827	9,342
	GUATEMALA	FISH SMOKED SALTED			3
		WHEAT FLOUR			89
		MOLASSES AND SYRUPS NES			5
		NEWSPRINT PAPER			457
		PAPER NES			1
		CHEMICALS NES			11
		METAL FAB PROD NES			8
		GENERAL CARGO			64
		TOTAL		638	
HAITI	GENERAL CARGO		12	2,959	
		TOTAL	12	2,959	
HONDURAS	FISH SMOKED SALTED			2	
	FOOD PREPARATIONS NES			7	
	ASBESTOS UNMANUFACTURED			40	
	NEWSPRINT PAPER			30	
	GENERAL CARGO			5	
		TOTAL		84	
MEXICO	FISH SMOKED SALTED			129	
	FRESH FRUITS NES		117		
	FRUIT PREPARATIONS NES			1,134	
	PEANUTS		454		
	COFFEE		4		
	COMPLETE FEEDS			50	
	DIST ALCOHOLIC BEV		10		
	RUBBER AND GUMS NATURAL			54	
	CRUDE VEG MATRLS NES		2		
	TEXTILE FIBRES NES		28		
	ASBESTOS UNMANUFACTURED			308	
	NEWSPRINT PAPER			1,766	
	CHEMICALS NES		61	11	
	CHEMICAL PRODUCTS NES			69	
	STEEL BAR AND ROD			66	
	STEEL PLATE AND SHEET			54	
	ALUMINUM BAR INGOT			1,355	
	MISC EQUIPMENT NES			6	
	HOUSEHOLD GOODS		4		
GENERAL CARGO		74	32		
		TOTAL	754	5,034	
NETHERLANDS ANTILLES	GASOLINE		33,973		
	FUEL OIL		162,654		
	GENERAL CARGO			2,281	
		TOTAL	196,627	2,281	
PANAMA	AUTOMOBILES AND CHASSIS			3	
	HOUSEHOLD GOODS			10	
	GENERAL CARGO			322	
		TOTAL		335	
PUERTO RICO	SPICES		49		
	DIST ALCOHOLIC BEV		135		
	CHEMICALS NES			5	

SHIPPING REPORT, 1962

357

TABLE 23. Cargoes Unloaded and Loaded in International Shipping at Selected Canadian Ports by Country of Origin and Destination, and by Commodity

Columns 4 and 5 show the tonnage of cargo unloaded and loaded at ports listed in Column 1.
Column 2 should be read as the ORIGIN of the tonnage shown in Column 4 and as the DESTINATION of the tonnage shown in Column 5.

SELECTED PORTS -1-	ORIGIN OR DESTINATION -2-	COMMODITY -3-	CARGO TONS		
			UNLOADED -4-	LOADED -5-	
HALIFAX	PUERTO RICO	GENERAL CARGO	76	22,417	
		TOTAL	260	22,422	
	ST PIERRE AND MIQUELON	FUEL OIL			8,582
		CONTAINERS EMPTY			1
		GENERAL CARGO	233	1,265	
		TOTAL	233	9,848	
	U S HAWAII	FRUIT PREPARATIONS NES	312		
		GENERAL CARGO	498		
		TOTAL	810		
	U S PACIFIC PORTS	FRUIT PREPARATIONS NES	27		
		FOOD PREPARATIONS NES	43		
		CHEMICALS NES	13		
		GENERAL CARGO	3,553		
		TOTAL	3,636		
	U S GREAT LAKES PORTS	CORN	17,827		
		FRUIT PREPARATIONS NES		93	
		GENERAL CARGO		65	
		TOTAL	17,827	158	
	U S ATLANTIC AND GULF PORTS	MEAT AND MEAT PREP NES	12		
		FISH FRESH OR FROZEN		783	
		FISH SMOKED SALTED		42	
		FISH CANNED	58	9	
		LOBSTER		43	
MARINE ANIMALS NES		15	14		
CORN		6,636			
GRAIN CEREAL PREP NES		30			
FRUIT PREPARATIONS NES		2,608	132		
PEANUTS		10			
NUTS NES		16			
COCOA AND CHOCOLATE			334		
WINES		2			
DIST ALCOHOLIC BEV			3		
RAW HIDES AND SKINS		14			
GYPHUM			1,746,206		
CHEMICAL PRODUCTS NES		26			
METAL FAB PROD NES	605				
AUTOMOBILES AND CHASSIS		4			
GENERAL CARGO	763	224			
	TOTAL	10,795	1,747,794		
	PORT TOTAL	3,300,578	2,544,529		
SAINT JOHN	UNITED KINGDOM	CATTLE	84	3	
		MEAT FRESH	3	64	
		FISH FRESH OR FROZEN	174		
		FISH SMOKED SALTED	52		
		DAIRY PRODUCE NES		8	
		WHEAT		113,389	
		WHEAT FLOUR		49,123	
		GRAIN CEREAL PREP NES		157	
		APPLES		1,603	
		FRUIT PREPARATIONS NES	11	34	
		PEANUTS		19	
		VEGETABLES FRESH NES		1,839	
		VEGETABLES FROZEN		316	
		BEANS AND PEAS DRIED		1,442	
		VEGETABLE PREPARATIONS		217	
		SUGAR		2,985	
		SUGAR PREPARATIONS	2		
		COCOA AND CHOCOLATE	58		
		TEA	97		
		MARG SHORTENING LARD		212	
		SAUSAGE SKINS CASINGS	7	47	
		FOOD PREPARATIONS NES	242	679	
		BRAN SHORTS MIDLINGS		1,614	

SHIPPING REPORT, 1962

TABLE 23. Cargoes Unloaded and Loaded in International Shipping at Selected Canadian Ports by Country of Origin and Destination, and by Commodity

Columns 4 and 5 show the tonnage of cargo unloaded and loaded at ports listed in Column 1.
Column 2 should be read as the ORIGIN of the tonnage shown in Column 4 and as the DESTINATION of the tonnage shown in Column 5.

SELECTED PORTS -1-	ORIGIN OR DESTINATION -2-	COMMODITY -3-	CARGO TONS	
			UNLOADED -4-	LOADED -5-
SAINT JOHN	UNITED KINGDOM	GRAIN FEEDS NES	169	11,842
		SOYABEAN OIL CAKE ETC		545
		OIL SEED CAKE NES		223
		FEEDS VEG ORIGIN NES		16
		FEEDS ANIMAL ORIGIN		327
		DIST ALCOHOLIC BEV	1,247	
		BEVERAGES NES	8	
		TOBACCO		7,034
		RAW HIDES AND SKINS		31
		SEEDS FOR SOWING NES	17	30
		SOYABEANS		11,301
		LOGS ROUND TIMBER		1,043
		TEXTILE FIBRES NES	8	
		ALUMINUM ORE AND CONC		504
		COPPER ORE AND CONC		1,687
		NICKEL ORE AND CONC		6,426
		SLAGS DROSSES ETC		2,347
		ASBESTOS UNMANUFACTURED		467
		CLAY MATERIALS NES		127
		NON MET MIN CRUDE NES	30	729
		RUBBER FAB MATERIALS	3	
		LUMBER AND TIMBER	2	41,322
		FLOORING		680
		SAWMILL PRODUCTS NES		58
		BOX CRATE COOPERAGE		76
		WOOD FAB MATRLS NES	226	348
		WOODPULP		9,848
		NEWSPRINT PAPER		11,584
		PAPER NES	53	830
		PAPERBOARD		9,042
		BLDG PAPER AND MATRLS	6	
		PAPER PAPERBOARD NES		97
		SACKING MATERIALS	9	
		TEXTILE FAB MATRLS NES	93	6
		SOYABEAN OIL		25
		OILS FATS WAXES NES		18
		CHEMICALS NES	376	1,435
		CHEMICAL PRODUCTS NES	81	2,615
		LUB OILS AND GREASES	1	
		COKE		218
		TAR PITCH AND CREOSOTE	238	
		PET AND COAL PROD NES		52
		FERRO ALLOYS		704
		IRON STEEL INGOT ETC	100	
		CASTINGS AND FORGINGS	4	
		STEEL BAR AND ROD	64	
		STEEL PLATE AND SHEET	611	45
		IRON AND STEEL PIPES	862	
		IRON AND STEEL NES	93	
		ALUMINUM NES	116	
		COPPER UNALLOYED		15,753
		COPPER ALLOYED	14	112
		COPPER AND ALLOYS NES		1,791
		ZINC BAR INGOT PIG		771
		NON FERROUS METALS NES	11	280
		METAL FAB PROD NES	87	
		PLATE AND SHEET GLASS	228	
		NON MET MIN PROD NES	313	7
		MISC FAB MATRLS NES	111	12
		MACHINERY AND PARTS	2,583	459
		AUTOMOBILES AND CHASSIS	9,017	17
		MOTOR VEH PARTS NES	16	8
		MOTOR VEHICLE NES	43	
		RUBBER TIRES AND TUBES	10	
		COMMUNICATION EQUIPMENT	3	
		MISC EQUIPMENT NES	216	348
		HOUSEHOLD GOODS	305	33
		CONTAINERS EMPTY	13	294
		CONTAINERS NES	206	52

SHIPPING REPORT, 1962

359

TABLE 23. Cargoes Unloaded and Loaded in International Shipping at Selected Canadian Ports by Country of Origin and Destination, and by Commodity

Columns 4 and 5 show the tonnage of cargo unloaded and loaded at ports listed in Column 1.

Column 2 should be read as the ORIGIN of the tonnage shown in Column 4 and as the DESTINATION of the tonnage shown in Column 5.

SELECTED PORTS -1-	ORIGIN OR DESTINATION -2-	COMMODITY -3-	CARGO TONS	
			UNLOADED -4-	LOADED -5-
SAINT JOHN	UNITED KINGDOM	WOOD END PRODUCTS		164
		PAPER END PRODUCTS		205
		MISC PRODUCTS NES	1,103	2,390
		GENERAL CARGO	69,830	72,838
		TOTAL	89,256	392,967
	GIBRALTAR	GENERAL CARGO		111
		TOTAL		111
	BELGIUM AND LUXEMBOURG	OATS		1,200
		WHEAT		6,113
		CEREALS UNMILLED NES		891
		FRESH FRUITS NES		4,954
		POTATOES		8,759
		DIST ALCOHOLIC BEV		20
		TOBACCO		16
		CHEMICALS NES	2,825	
		FERTILIZERS ETC	4,630	
		STEEL BAR AND ROD		15
		COPPER UNALLOYED		1,177
		COPPER ALLOYED		1
		COPPER AND ALLOYS NES		544
NICKEL AND ALLOYS			1	
PLATE AND SHEET GLASS		183		
GENERAL CARGO	12,662	8,967		
TOTAL	20,300	32,658		
DENMARK	COPPER UNALLOYED		451	
	GENERAL CARGO		25	
	TOTAL		476	
FRANCE ATLANTIC	MEAT FRESH		12	
	WHEAT		2,400	
	DIST ALCOHOLIC BEV		3	
	SEEDS FOR SOWING NES		14	
	NICKEL ORE AND CONC		69	
	WOODPULP		187	
	NEWSPRINT PAPER		1,259	
	CHEMICALS NES	297	13	
	ALUMINUM BAR INGOT		338	
	ALUMINUM NES		131	
	COPPER UNALLOYED		873	
	COPPER ALLOYED		1	
	NICKEL AND ALLOYS		90	
	METAL FAB PROD NES		119	
	NON MET MIN PROD NES		137	
	MACHINERY AND PARTS		3	
	MOTOR VEH PARTS NES	11		
	RUBBER TIRES AND TUBES	7		
	MISC EQUIPMENT NES	2		
	HOUSEHOLD GOODS	11		
MISC PRODUCTS NES	62			
GENERAL CARGO	2,611	7,643		
TOTAL	3,001	13,292		
FRANCE MEDITERRANEAN	WHEAT		20,462	
	GENERAL CARGO	287	426	
	TOTAL	287	20,888	
GERMANY FEDERAL REPUBLIC	WHEAT		41,704	
	LOGS ROUND TIMBER		176	
	FERTILIZERS ETC	787		
	PLATE AND SHEET GLASS	50		
	CEMENT	171		
	AUTOMOBILES AND CHASSIS	4,258	21	
	MOTOR VEHICLE NES		120	
	GENERAL CARGO	7,617	11,511	
TOTAL	12,883	53,532		
GREECE	POTATOES		3,388	

SHIPPING REPORT, 1962

TABLE 23. Cargoes Unloaded and Loaded in International Shipping at Selected Canadian Ports by Country of Origin and Destination, and by Commodity

Columns 4 and 5 show the tonnage of cargo unloaded and loaded at ports listed in Column 1.
Column 2 should be read as the ORIGIN of the tonnage shown in Column 4 and as the DESTINATION of the tonnage shown in Column 5.

SELECTED PORTS -1-	ORIGIN OR DESTINATION -2-	COMMODITY -3-	CARGO TONS		
			UNLOADED -4-	LOADED -5-	
SAINT JOHN	GREECE	ASBESTOS UNMANUFACTURED		303	
		GENERAL CARGO	91	1,986	
		TOTAL	91	5,677	
	EIRE	OATS		402	
		WHEAT		6,410	
		APPLES		152	
		VEGETABLES FRESH NES		67	
		BEANS AND PEAS DRIED		50	
		RAW HIDES AND SKINS		95	
		LOGS ROUND TIMBER		334	
		LUMBER AND TIMBER		4,316	
		CHEMICALS NES		94	
		CHEMICAL PRODUCTS NES		134	
		ALUMINUM BAR INGOT		936	
		GENERAL CARGO	279	686	
			TOTAL	279	13,676
	ITALY	WHEAT		30,250	
		POTATOES		33,263	
		NEWSPRINT PAPER		1,102	
		ALUMINUM BAR INGOT		213	
		GENERAL CARGO	2,756	6,346	
		TOTAL	2,766	71,174	
	NETHERLANDS	OATS		1,900	
		WHEAT		21,099	
		FRESH FRUITS NES		8,351	
		NON FERROUS METAL SCRAP		150	
		SLAGS DROSSES ETC		252	
		NEWSPRINT PAPER		54	
		NICKEL AND ALLDYS		32	
		ZINC BAR INGOT PIG		253	
		GENERAL CARGO	4,168	6,481	
			TOTAL	4,168	38,572
	NORWAY	SAUSAGE SKINS CASINGS		6	
		DIST ALCOHOLIC BEV		2	
		AUTOMOBILES AND CHASSIS	1		
		GENERAL CARGO		20	
		TOTAL	1	28	
	PORTUGAL	GENERAL CARGO	75	750	
			TOTAL	75	750
	SPAIN	PULPWOOD		326	
		NEWSPRINT PAPER		4,403	
		GENERAL CARGO	753	3,158	
		TOTAL	753	7,897	
	SWEDEN	NICKEL ORE AND CONC		27	
		ASBESTOS UNMANUFACTURED		27	
		ALUMINUM BAR INGOT		494	
		COPPER UNALLOYED		100	
		NICKEL AND ALLOYS		111	
		NON FERROUS METALS NES		3	
		METAL FAB PROD NES		1	
		NON MET MIN PROD NES		147	
		MACHINERY AND PARTS		12	
		HOUSEHOLD GOODS		1	
		MISC PRODUCTS NES		12	
		GENERAL CARGO	3,524	49	
			TOTAL	3,524	984
		ALBANIA	WHEAT		20,608
			TOTAL		20,608
	POLAND	COPPER UNALLOYED		349	
			TOTAL		349

SHIPPING REPORT, 1962

TABLE 23. Cargoes Unloaded and Loaded in International Shipping at Selected Canadian Ports by Country of Origin and Destination, and by Commodity

Columns 4 and 5 show the tonnage of cargo unloaded and loaded at ports listed in Column 1.
Column 2 should be read as the ORIGIN of the tonnage shown in Column 4 and as the DESTINATION of the tonnage shown in Column 5.

SELECTED PORTS -1-	ORIGIN OR DESTINATION -2-	COMMODITY -3-	CARGO TONS	
			UNLOADED -4-	LOADED -5-
SAINT JOHN	U S S R EUROPE	CHEMICALS NES	19,650	
		TOTAL	19,650	
	YUGOSLAVIA	ASBESTOS UNMANUFACTURED		399
		TOTAL		399
	CYPRUS	ALUMINUM NES		11
		TOTAL		11
	BRITISH MIDDLE EAST N E S	WHEAT FLOUR		90
		COFFEE	9	
		TRUCKS AND CHASSIS		54
		TOTAL	9	144
	IRAN	CRUDE PETROLEUM	1,122,692	
		ASBESTOS UNMANUFACTURED		270
		TOTAL	1,122,692	270
	IRAQ	DRIED PRESERVED FRUITS	478	
		TOTAL	478	
	ISRAEL	CRUDE PETROLEUM	35,514	
		GENERAL CARGO		2,976
		TOTAL	35,514	2,976
	LEBANON	CRUDE PETROLEUM	484,312	
		GENERAL CARGO	1,199	159
		TOTAL	485,511	159
	SAUDI ARABIA	WHEAT		5,408
		WHEAT FLOUR		55
		ALUMINUM BAR INGOT		183
		GENERAL CARGO		32
		TOTAL		5,678
	TURKEY	GENERAL CARGO		150
		TOTAL		150
	EGYPT	CHEMICALS NES	65	
		GENERAL CARGO	6,892	1,367
		TOTAL	6,957	1,367
SYRIA	MILK POWDER		57	
	TOTAL		57	
KENYA	GENERAL CARGO	1,615	116	
	TOTAL	1,615	116	
MAURITIUS	SUGAR	6,370		
	TOTAL	6,370		
TANGANYIKA	SALT		19	
	GENERAL CARGO	910	1,007	
	TOTAL	910	1,026	
UNION OF SOUTH AFRICA	FISH CANNED		203	
	POTATOES		141	
	SUGAR PREPARATIONS		1	
	LOGS ROUND TIMBER		2,353	
	SALT		29	
	GENERAL CARGO	6,083	13,488	
	TOTAL	6,083	16,215	
BRITISH AFRICA N E S	GENERAL CARGO		2,196	
	TOTAL		2,196	
MOROCCO	GENERAL CARGO	10		
	TOTAL	10		
MOZAMBIQUE	FISH CANNED		6	

SHIPPING REPORT, 1962

TABLE 23. Cargoes Unloaded and Loaded in International Shipping at Selected Canadian Ports by Country of Origin and Destination, and by Commodity

Columns 4 and 5 show the tonnage of cargo unloaded and loaded at ports listed in Column 1.
Column 2 should be read as the ORIGIN of the tonnage shown in Column 4 and as the DESTINATION of the tonnage shown in Column 5.

SELECTED PORTS -1-	ORIGIN OR DESTINATION -2-	COMMODITY -3-	CARGO TONS		
			UNLOADED -4-	LOADED -5-	
SAINT JOHN	MOZAMBIQUE	LOGS ROUND TIMBER		449	
		SALT		21	
		WOODPULP		542	
		GENERAL CARGO	944	5,612	
			TOTAL	944	6,630
	CEYLON	MALT			40
		TEA		457	
		ASBESTOS UNMANUFACTURED			216
		GENERAL CARGO			137
			TOTAL	457	393
	HONG KONG	GENERAL CARGO		125	1,482
		TOTAL		125	1,482
	INDIA	WHEAT			2,028
		PEANUTS		445	
		NUTS NES		497	
		SUGAR		42,977	
		TEA		1,755	
		SPICES		10	
		RAW HIDES AND SKINS		3	
		OIL SEEDS NUTS NES		126	
		ASBESTOS UNMANUFACTURED			1,353
		WOODPULP			3,463
		NEWSPRINT PAPER			4,889
		PAPER NES			57
		SACKING MATERIALS		8,117	
		TEXTILE FAB MATRLS NES		6,019	
		CHEMICALS NES			32
CHEMICAL PRODUCTS NES				72	
IRON AND STEEL NES				112	
ALUMINUM BAR INGOT				529	
ALUMINUM NES				688	
COPPER UNALLOYED				1,467	
METAL FAB PROD NES				141	
MISC FAB MATRLS NES			255	307	
MACHINERY AND PARTS			110		
HOUSEHOLD GOODS		255			
GENERAL CARGO		135	815		
		TOTAL	60,594	16,063	
PAKISTAN	WHEAT			707	
	TEA		81		
	TEXTILE FIBRES NES		2,000		
	ASBESTOS UNMANUFACTURED			230	
	SACKING MATERIALS		37		
	TEXTILE FAB MATRLS NES		1,561		
	ALUMINUM BAR INGOT			62	
	ALUMINUM NES			95	
GENERAL CARGO			111		
		TOTAL	3,679	1,205	
BURMA	WHEAT			667	
	ALUMINUM BAR INGOT			151	
	GENERAL CARGO			11	
		TOTAL		829	
CHINA	WHEAT			19,394	
	TOTAL			19,394	
INDONESIA	AUTOMOBILES AND CHASSIS			301	
	TOTAL			301	
JAPAN	IRON AND STEEL SCRAP			6,882	
	STEEL BAR AND ROD		26		
	GENERAL CARGO		2,666	8,371	
		TOTAL	2,692	15,253	
AUSTRALIA	MEAT FRESH		1,786		

SHIPPING REPORT, 1962

363

TABLE 23. Cargoes Unloaded and Loaded in International Shipping at Selected Canadian Ports by Country of Origin and Destination, and by Commodity

Columns 4 and 5 show the tonnage of cargo unloaded and loaded at ports listed in Column 1. Column 2 should be read as the ORIGIN of the tonnage shown in Column 4 and as the DESTINATION of the tonnage shown in Column 5.

SELECTED PORTS -1-	ORIGIN OR DESTINATION -2-	COMMODITY -3-	CARGO TONS		
			UNLOADED -4-	LOADED -5-	
SAINT JOHN	AUSTRALIA	FISH FRESH OR FROZEN		16	
		FRUIT PREPARATIONS NES	20		
		BEANS AND PEAS DRIED		302	
		SUGAR	121,444		
		FOOD PREPARATIONS NES		113	
		TOBACCO		761	
		WOOL AND ANIMAL HAIR	90		
		ASBESTOS UNMANUFACTURED		699	
		LUMBER AND TIMBER		15	
		NEWSPRINT PAPER		4,147	
		TEXTILE FAB MATRLS NES		48	
		CHEMICALS NES		71	
		IRDN STEEL INGOT ETC		36	
		STEEL BAR AND ROD		25	
		STEEL PLATE AND SHEET		2,041	
		ALUMINUM BAR INGDT		1,800	
		COPPER UNALLOYED		600	
		MACHINERY AND PARTS		134	
		MOTOR VEH PARTS NES		4,025	
	MOTOR VEHICLE NES		72		
	COMMUNICATION EQUIPMENT		44		
	HOUSEHOLD GOODS		31		
	GENERAL CARGO	5,005	13,422		
		TOTAL	128,345	28,402	
		NEW ZEALAND	MEAT FRESH	85	
			MEAT AND MEAT PREP NES	29	
			BEANS AND PEAS DRIED	2	57
	SAUSAGE SKINS CASINGS		90		
	WOOL AND ANIMAL HAIR		1,239		
	ASBESTOS UNMANUFACTURED			119	
	LEATHER		4		
	WOOD FAB MATRLS NES			384	
	NEWSPRINT PAPER			1,525	
	PAPER NES			205	
	CHEMICALS NES			52	
	CHEMICAL PRODUCTS NES			77	
	IRON STEEL INGOT ETC			50	
	STEEL BAR AND ROD			44	
	STEEL PLATE AND SHEET			259	
	STRUCTURAL SHAPES			160	
	ALUMINUM BAR INGOT			84	
	ALUMINUM NES			58	
	COPPER AND ALLOYS NES		46		
	MOTOR VEH PARTS NES		518		
	GENERAL CARGO	267	4,020		
		TOTAL	1,716	7,658	
	UNITED STATES OCEANIA	POTATOES		4,906	
			TOTAL		4,906
	BRITISH GUIANA	FISH CANNED		63	
		APPLES		17	
		SUGAR	56,311		
		MOLASSES AND SYRUPS NES	1,706		
		SALT		1	
		GENERAL CARGO	3	658	
		TOTAL	58,020	739	
	ARGENTINA	POTATOES		55,741	
		NEWSPRINT PAPER		1,207	
		GENERAL CARGO	208	6,864	
		TOTAL	208	63,812	
	BRAZIL	POTATOES		554	
		GENERAL CARGO	1,145	14,956	
		TOTAL	1,145	15,510	
	COLOMBIA	COFFEE	37		

SHIPPING REPORT, 1962

TABLE 23. Cargoes Unloaded and Loaded in International Shipping at Selected Canadian Ports by Country of Origin and Destination, and by Commodity

Columns 4 and 5 show the tonnage of cargo unloaded and loaded at ports listed in Column 1.
Column 2 should be read as the ORIGIN of the tonnage shown in Column 4 and as the DESTINATION of the tonnage shown in Column 5.

SELECTED PORTS -1-	ORIGIN OR DESTINATION -2-	COMMODITY -3-	CARGO TONS		
			UNLOADED -4-	LOADED -5-	
SAINT JOHN	COLOMBIA	WASTE AND SCRAP NES		319	
		NEWSPRINT PAPER		1,457	
		PAPER NES		64	
		CHEMICALS NES		81	
		FERRO ALLOYS		12	
		STEEL PLATE AND SHEET		64	
		ALUMINUM BAR INGOT		77	
		ALUMINUM NES		169	
		GENERAL CARGO		131	
		TOTAL		254	2,374
	EQUADOR		NEWSPRINT PAPER		117
			PAPER NES		10
			GENERAL CARGO		5
	TOTAL			132	
	PERU		NEWSPRINT PAPER		507
			ALUMINUM BAR INGOT		51
			GENERAL CARGO		46
	TOTAL			604	
	SURINAM		GENERAL CARGO		5
			TOTAL		5
	URUGUAY		POTATOES		18,551
			NEWSPRINT PAPER		861
			GENERAL CARGO	52	1,528
			TOTAL	52	20,940
	VENEZUELA		FISH CANNED		30
			WHEAT		5,903
			POTATOES		12,187
CRUDE PETROLEUM			58,986		
ASBESTOS UNMANUFACTURED				90	
WOODPULP				115	
NEWSPRINT PAPER				646	
FERTILIZERS ETC			5,250		
GENERAL CARGO				4,405	
TOTAL			64,236		23,378
BAHAMAS		GENERAL CARGO		845	
		TOTAL		845	
BERMUDA		POTATOES		45	
		SUGAR		31	
		LUMBER AND TIMBER		25	
		GENERAL CARGO		651	
		TOTAL		752	
BRITISH HONDURAS		WHEAT FLOUR		14	
		GENERAL CARGO		244	
		TOTAL		258	
BARBADOS		FISH CANNED		24	
		POTATOES		148	
		MOLASSES CRUDE	8,982		
		DIST ALCOHOLIC BEV	185		
		GENERAL CARGO		498	
TOTAL	9,167		670		
JAMAICA		FISH SMOKED SALTED		7	
		FISH CANNED		301	
		FRUIT PREPARATIONS NES	3		
		MOLASSES CRUDE	4,038		
		SALT	500		
		GENERAL CARGO	14		
		TOTAL	4,555		5,808
LEeward AND WINDWARD IS		MOLASSES CRUDE	1,990		

SHIPPING REPORT, 1962

365

TABLE 23. Cargoes Unloaded and Loaded in International Shipping at Selected Canadian Ports by Country of Origin and Destination, and by Commodity

Columns 4 and 5 show the tonnage of cargo unloaded and loaded at ports listed in Column 1.
Column 2 should be read as the ORIGIN of the tonnage shown in Column 4 and as the DESTINATION of the tonnage shown in Column 5.

SELECTED PORTS -1-	ORIGIN OR DESTINATION -2-	COMMODITY -3-	CARGO TONS	
			UNLOADED -4-	LOADED -5-
SAINT JOHN	LEEWARD AND WINWARD IS	MOLASSES AND SYRUPS NES	1,106	
		GENERAL CARGO	38	634
		TOTAL	3,134	634
	TRINIDAD AND TOBAGO	MEAT CURED		7
		FISH FRESH OR FROZEN		1
		FISH CANNED		111
		WHEAT FLOUR		25
		MOLASSES CRUDE	70	
		DIST ALCOHOLIC BEV	421	
		GENERAL CARGO	2	925
		TOTAL	493	1,069
	COSTA RICA	NEWSPRINT PAPER		356
		GASOLINE		1,414
		FUEL OIL		2,282
		GENERAL CARGO		4
		TOTAL		4,056
	CUBA	CATTLE		235
		OTHER LIVE ANIMALS		144
		POTATOES		8,500
		SUGAR	14,778	
		GENERAL CARGO	2,945	4,326
		TOTAL	17,723	13,205
	DOMINICAN REPUBLIC	GENERAL CARGO		418
		TOTAL		418
	EL SALVADOR	GASOLINE		3,520
		FUEL OIL		3,873
		GENERAL CARGO		78
		TOTAL		7,471
	GUATEMALA	WHEAT		2,450
		GASOLINE		3,432
		FUEL OIL		3,276
		GENERAL CARGO		1,328
		TOTAL		10,486
	HAITI	FISH FRESH OR FROZEN		262
		FISH SMOKED SALTED		15
		GENERAL CARGO		45
		TOTAL		322
	HONDURAS	GENERAL CARGO		5
		TOTAL		5
	MEXICO	NEWSPRINT PAPER		6,177
		GENERAL CARGO	16	
		TOTAL	16	6,177
	NETHERLANDS ANTILLES	FISH CANNED		27
		WHEAT FLOUR		44
		SUGAR		1
		FUEL OIL	12,745	
		PET AND COAL PROD NES		13,214
		HOUSEHOLD GOODS	1	
		GENERAL CARGO		425
		TOTAL	12,746	13,711
	PANAMA	WHEAT FLOUR		49
		NEWSPRINT PAPER		20
		CHEMICALS NES		75
		GASOLINE		13,101
		HOUSEHOLD GOODS		78
		GENERAL CARGO	1	51
		TOTAL	1	13,374
PUERTO RICO		DIST ALCOHOLIC BEV	152	

SHIPPING REPORT, 1962

TABLE 23. Cargoes Unloaded and Loaded in International Shipping at Selected Canadian Ports by Country of Origin and Destination, and by Commodity

Columns 4 and 5 show the tonnage of cargo unloaded and loaded at ports listed in Column 1.
Column 2 should be read as the ORIGIN of the tonnage shown in Column 4 and as the DESTINATION of the tonnage shown in Column 5.

SELECTED PORTS -1-	ORIGIN OR DESTINATION -2-	COMMODITY -3-	CARGO TONS		
			UNLOADED -4-	LOADED -5-	
SAINT JOHN	PUERTO RICO	GENERAL CARGO		345	
		TOTAL	152	345	
	ST PIERRE AND MIQUELON	FUEL OIL			400
		TOTAL			400
	U S PACIFIC PORTS	FRUIT PREPARATIONS NES		99	
		FOOD PREPARATIONS NES		151	
		GENERAL CARGO		3	
		TOTAL		253	
	U S ATLANTIC AND GULF PORTS	MEAT FRESH		12	
		FRUIT PREPARATIONS NES		840	
		SULPHUR		2,260	
		FERTILIZERS ETC		19,559	
		GASOLINE			18,883
		LUB OILS AND GREASES		6,939	
PET AND COAL PROD NES				78,891	
METAL FAB PROD NES			2		
GENERAL CARGO		230			
		TOTAL	29,842	97,774	
		PORT TOTAL	2,223,769	1,112,511	
MONTREAL	UNITED KINGDOM	CATTLE		23	
		OTHER LIVE ANIMALS	1	79	
		MEAT FRESH		141	
		MEAT AND MEAT PREP NES		3	
		FISH FRESH OR FROZEN	44		
		FISH CANNED		36	
		MILK POWDER	8		
		DAIRY PRODUCE NES	20	3,088	
		BARLEY		52,787	
		CORN		93,093	
		OATS		13,905	

SHIPPING REPORT, 1962

367

TABLE 23. Cargoes Unloaded and Loaded in International Shipping at Selected Canadian Ports by Country of Origin and Destination, and by Commodity

Columns 4 and 5 show the tonnage of cargo unloaded and loaded at ports listed in Column 1.
Column 2 should be read as the ORIGIN of the tonnage shown in Column 4 and as the DESTINATION of the tonnage shown in Column 5.

SELECTED PORTS -1-	ORIGIN OR DESTINATION -2-	COMMODITY -3-	CARGO TONS	
			UNLOADED -4-	LOADED -5-
MONTREAL	UNITED KINGDOM	RYE		729
		WHEAT		364,770
		WHEAT FLOUR		117,830
		CEREALS MILLED NES		225
		GRAIN CEREAL PREP NES	229	669
		APPLES		2,744
		FRESH FRUITS NES		374
		FRUIT PULP	20	
		FRUIT PREPARATIONS NES	824	261
		VEGETABLES FRESH NES		4,258
		BEANS AND PEAS DRIED		3,009
		VEGETABLE PREPARATIONS	27	8
		MOLASSES AND SYRUPS NES	27	30
		SUGAR PREPARATIONS	935	15
		COCOA AND CHOCOLATE	775	
		COFFEE	4	
		TEA	203	
		SPICES	60	
		VINEGAR	11	
		SAUSAGE SKINS CASINGS		230
		FOOD PREPARATIONS NES	1,214	1,282
		HAY AND STRAW		101
		HULLS SCREENINGS ETC		1,137
		BRAN SHORTS MIDDINGS		17,043
		GRAIN FEEDS NES		853
		SOYABEAN OIL CAKE ETC		2,373
		OIL SEED CAKE NES		462
		FEEDS VEG ORIGIN NES	10	2,100
		FEEDS ANIMAL ORIGIN		56
		COMPLETE FEEDS		44
		ALE BEER ETC	79	4
		WINES	114	
		DIST ALCOHOLIC BEV	4,836	294
		BEVERAGES NES	3	
		TOBACCO	3	5,656
		RAW HIDES AND SKINS	10	19
		CRUDE ANIMAL PROD NES		28
		SEEDS FOR SOWING NES		245
		FLAXSEED		62,335
		SOYABEANS		55,745
		CRUDE VEG MATRLS NES	24	
		LOGS ROUND TIMBER		10,722
		WOOL AND ANIMAL HAIR	458	74
		TEXTILE FIBRES NES	58	
		ALUMINUM ORE AND CONC		54
		COPPER ORE AND CONC		4,611
		IRON ORE AND CONC		90
		NICKEL ORE AND CONC	473	34,831
		ZINC ORE AND CONC		198
		MET ORES NES	264	214
		NON FERROUS METAL SCRAP	1,135	7
		SLAGS DROSSES ETC		4,775
		COAL ANTHRACITE	25,726	
		ASBESTOS UNMANUFACTURED		3,639
		CHINA CLAY	16,436	
		CLAY MATERIALS NES	622	
		GYPHUM	7	
		NON MET MIN CRUDE NES	42	12,545
		WASTE AND SCRAP NES	117	121
		LEATHER	4	4
		RUBBER FAB MATERIALS	16	40
		LUMBER AND TIMBER		14,313
		FLOORING		4,383
		VENEER AND PLYWOOD		8
		BOX CRATE COOPERAGE	22	183
		WOOD FAB MATRLS NES	553	554
		WOODPULP		13,779
		NEWSPRINT PAPER		2,523
		PAPER NES	55	2,359

SHIPPING REPORT, 1962

TABLE 23. Cargoes Unloaded and Loaded in International Shipping at Selected Canadian Ports by Country of Origin and Destination, and by Commodity

Columns 4 and 5 show the tonnage of cargo unloaded and loaded at ports listed in Column 1.
Column 2 should be read as the ORIGIN of the tonnage shown in Column 4 and as the DESTINATION of the tonnage shown in Column 5.

SELECTED PORTS -1-	ORIGIN OR DESTINATION -2-	COMMODITY -3-	CARGO TONS	
			UNLOADED -4-	LOADED -5-
MONTREAL	UNITED KINGDOM	PAPERBOARD		8,829
		BLDG PAPER AND MATRLS		84
		PAPER PAPERBOARD NES		917
		SACKING MATERIALS	32	
		TEXTILE FAB MATRLS NES	1,369	394
		ANIMAL OILS AND FATS		1,019
		MARINE ANIMAL OILS	35	
		VEG OILS AND FATS NES	1,081	2,383
		OILS FATS WAXES NES	4	
		GLYCOL		5,959
		CHEMICALS NES	8,801	4,966
		CHEMICAL PRODUCTS NES	1,061	5,069
		FUEL OIL	15,185	
		LUB OILS AND GREASES	351	
		COKE		129
		ASPHALT		13
		TAR PITCH AND CREOSOTE	7	
		FERRO ALLOYS		19,020
		IRON STEEL INGOT ETC	417	
		CASTINGS AND FORGINGS	12	
		STEEL BAR AND ROD	306	342
		STEEL PLATE AND SHEET	1,348	
		STRUCTURAL SHAPES	4,725	
		RAILS AND TRACK MATRL	17	
		IRON AND STEEL PIPES	1,994	28
		IRON AND STEEL NES	1,177	28
		ALUMINUM BAR INGOT	169	798
		ALUMINUM NES	252	5
		COPPER UNALLOYED		41,030
		COPPER ALLOYED	33	3,669
		COPPER AND ALLOYS NES	61	3,357
		LEAD BAR INGOT PIG		40
		NICKEL AND ALLOYS		3,172
		ZINC BAR INGOT PIG		11,092
		ZINC AND ALLOYS NES	10	7
		NON FERROUS METALS NES	764	298
		METAL FAB PROD NES	1,288	3
		PLATE AND SHEET GLASS	2,865	
		GLASS BASIC PROD NES		5
		CEMENT	2,754	
		CEMENT BASIC PROD NES	1,772	
		NON MET MIN PROD NES	4,343	23
		MISC FAB MATRLS NES	230	20
		MACHINERY AND PARTS	5,410	934
		AUTOMOBILES AND CHASSIS	14,671	142
		MOTOR VEH. PARTS NES	155	80
		MOTOR VEHICLE NES	30	8
		MISC VEH AND PARTS NES	76	29
		RUBBER TIRES AND TUBES	19	
		COMMUNICATION EQUIPMENT	14	
		MISC EQUIPMENT NES	535	291
		HOUSEHOLD GOODS	1,328	171
		FIREARMS AND AMMUNITION	135	
CONTAINERS EMPTY	213	778		
CONTAINERS NES	51	166		
MISC PRODUCTS NES	3,507	1,504		
GENERAL CARGO	232,174	248,859		
	TOTAL	366,250	1,283,772	
	GIBRALTAR	WHEAT	140	
		GENERAL CARGO	446	
		TOTAL	586	
	MALTA AND GOZO	WHEAT	9,730	
		GRAIN FEEDS NES	2,015	
		GENERAL CARGO	4	
		TOTAL	11,800	
	BELGIUM AND LUXEMBOURG	LOBSTER	2	

SHIPPING REPORT, 1962

369

TABLE 23. Cargoes Unloaded and Loaded in International Shipping at Selected Canadian Ports by Country of Origin and Destination, and by Commodity

Columns 4 and 5 show the tonnage of cargo unloaded and loaded at ports listed in Column 1.
Column 2 should be read as the ORIGIN of the tonnage shown in Column 4 and as the DESTINATION of the tonnage shown in Column 5.

SELECTED PORTS -1-	ORIGIN OR DESTINATION -2-	COMMODITY -3-	CARGO TONS				
			UNLOADED -4-	LOADED -5-			
MONTREAL	BELGIUM AND LUXEMBOURG	RYE		1,513			
		WHEAT		181,971			
		FRESH FRUITS NES		1,498			
		SOYABEAN OIL CAKE ETC		672			
		FLAXSEED		15,932			
		SOYABEANS		24,257			
		WOOL AND ANIMAL HAIR		18			
		COPPER ORE AND CONC		15,730			
		ZINC ORE AND CONC		6,683			
		ASBESTOS UNMANUFACTURED		822			
		NON MET MIN CRUDE NES		555			
		WOODPULP		94			
		CHEMICALS NES	8,367	1,275			
		FERTILIZERS ETC	5,155				
		CHEMICAL PRODUCTS NES		79			
		STEEL BAR AND ROD	5,283				
		STEEL PLATE AND SHEET	51				
		STRUCTURAL SHAPES	15,279				
		IRON AND STEEL PIPES	359				
		COPPER UNALLOYED		1,344			
	COPPER AND ALLOYS NES		204				
	NICKEL AND ALLOYS		3				
	MACHINERY AND PARTS	696					
	AUTOMOBILES AND CHASSIS	150	11				
	MOTOR VEH PARTS NES		5				
	MISC EQUIPMENT NES		14				
	FIREARMS AND AMMUNITION		70				
	GENERAL CARGO						
			124,151	36,389			
			TOTAL	159,491	289,241		
	DENMARK	DENMARK	DAIRY PRODUCE NES	5	90		
			FOOD PREPARATIONS NES	12			
			SOYABEANS		13,594		
			ASBESTOS UNMANUFACTURED		50		
			SAND AND GRAVEL	1,420			
			STEEL BAR AND ROD		224		
			IRON AND STEEL NES		110		
			COPPER UNALLOYED		560		
			MISC EQUIPMENT NES	151			
			HOUSEHOLD GOODS	12			
			GENERAL CARGO	1,148	3,249		
					TOTAL	2,748	17,877
			FINLAND	FINLAND	DAIRY PRODUCE NES	13	
	WHEAT				10,416		
	VEGETABLES FRESH NES	5					
	PIG IRON	4,874					
	COPPER UNALLOYED				112		
	AUTOMOBILES AND CHASSIS				2		
	MISC EQUIPMENT NES	49					
	GENERAL CARGO	4,903			1,475		
		TOTAL	9,844	12,005			
FRANCE ATLANTIC	FRANCE ATLANTIC	MEAT FRESH		20			
		MEAT CURED		3			
		FISH FRESH OR FROZEN		337			
		LOBSTER		5			
		DAIRY PRODUCE NES	210				
		WHEAT		29,236			
		FRUIT PREPARATIONS NES	178				
		VEGETABLE PREPARATIONS	2				
		SUGAR PREPARATIONS	90	1			
		SAUSAGE SKINS CASINGS		12			
		FOOD PREPARATIONS NES	7	6			
		WINES	13				
		DIST ALCOHOLIC BEV	455	73			
		BEVERAGES NES	661				
		TOBACCO	4	44			
		RAW HIDES AND SKINS	10				

SHIPPING REPORT, 1962

TABLE 23. Cargoes Unloaded and Loaded in International Shipping at Selected Canadian Ports by Country of Origin and Destination, and by Commodity

Columns 4 and 5 show the tonnage of cargo unloaded and loaded at ports listed in Column 1.
Column 2 should be read as the ORIGIN of the tonnage shown in Column 4 and as the
DESTINATION of the tonnage shown in Column 5.

SELECTED PORTS -1-	ORIGIN OR DESTINATION -2-	COMMODITY -3-	CARGO TONS		
			UNLOADED -4-	LOADED -5-	
MONTREAL	FRANCE ATLANTIC	SEEDS FOR SOWING NES		84	
		FLAXSEED		3,733	
		WOOL AND ANIMAL HAIR	27		
		TEXTILE FIBRES NES		18	
		NICKEL ORE AND CONC		42	
		ASBESTOS UNMANUFACTURED		1,126	
		WASTE AND SCRAP NES	8	11	
		LUMBER AND TIMBER	17		
		BOX CRATE COOPERAGE		7	
		WOODPULP		131	
		PAPER NES	24		
		PAPER PAPERBOARD NES	8		
		TEXTILE FAB MATRLS NES	152	2	
		OILS FATS WAXES NES		2	
		CHEMICALS NES	563	94	
		CHEMICAL PRODUCTS NES	106	140	
		FUEL OIL		20	
		LUB OILS AND GREASES	2		
		CASTINGS AND FORGINGS	3		
		STEEL BAR AND ROD	2,889		
		STRUCTURAL SHAPES	667	6	
		IRON AND STEEL NES	190		
		ALUMINUM BAR INGOT		299	
		COPPER UNALLOYED		4,683	
		COPPER AND ALLOYS NES		401	
		NON FERROUS METALS NES		55	
		METAL FAB PROD NES	133		
		CEMENT	202		
		PLASTER	64		
		NON MET MIN PROD NES		173	
		MISC FAB MATRLS NES	7		
		MACHINERY AND PARTS	347	26	
		AUTOMOBILES AND CHASSIS	1,484	130	
		MOTOR VEH PARTS NES	7		
		MOTOR VEHICLE NES		10	
		MISC VEH AND PARTS NES	21		
		RUBBER TIRES AND TUBES	84		
		MISC EQUIPMENT NES	63	10	
		HOUSEHOLD GOODS	125	13	
		FIREARMS AND AMMUNITION	3		
		CONTAINERS EMPTY	48	57	
		CONTAINERS NES	7		
		MISC PRODUCTS NES	1,571	73	
		GENERAL CARGO	36,929	7,061	
			TOTAL	47,381	48,144
			FRANCE MEDITERRANEAN		
				WHEAT	63,683
				ASBESTOS UNMANUFACTURED	157
				WOODPULP	281
				CHEMICALS NES	166
				CONTAINERS EMPTY	35
				GENERAL CARGO	3,956
				TOTAL	4,157
			GERMANY FEDERAL REPUBLIC		
				FISH FRESH OR FROZEN	138
				DAIRY PRODUCE NES	1
				BARLEY	16,731
				CORN	13,227
				RYE	984
				WHEAT	198,468
				VEGETABLES FRESH NES	18
				SAUSAGE SKINS CASINGS	5
				TOBACCO	268
				FLAXSEED	13,398
				SOYABEANS	24,752
				ASBESTOS UNMANUFACTURED	760
				WOODPULP	340
				CHEMICALS NES	3,177
				FERTILIZERS ETC	2,561

SHIPPING REPORT, 1962

371

TABLE 23. Cargoes Unloaded and Loaded in International Shipping at Selected Canadian Ports by Country of Origin and Destination, and by Commodity

Columns 4 and 5 show the tonnage of cargo unloaded and loaded at ports listed in Column 1.
Column 2 should be read as the ORIGIN of the tonnage shown in Column 4 and as the DESTINATION of the tonnage shown in Column 5.

SELECTED PORTS -1-	ORIGIN OR DESTINATION -2-	COMMODITY -3-	CARGO TONS		
			UNLOADED -4-	LOADED -5-	
MONTREAL	GERMANY FEDERAL REPUBLIC	STEEL BAR AND ROD	6,276		
		STEEL PLATE AND SHEET	2,578	20	
		STRUCTURAL SHAPES	2,625		
		PLATE AND SHEET GLASS	595		
		CEMENT	87		
		PLASTER	393		
		AUTOMOBILES AND CHASSIS	5,415		
		TRUCKS AND CHASSIS	66		
		MISC VEH AND PARTS NES	51		
		MISC EQUIPMENT NES	3		
		HOUSEHOLD GOODS	51		
		CONTAINERS EMPTY	36		
		GENERAL CARGO	73,509	39,224	
		TOTAL	97,561	308,196	
		GREECE		DRIED PRESERVED FRUITS	60
	FRUIT PREPARATIONS NES			9	
	SPICES			48	
	NON FERROUS METAL SCRAP				55
	TEXTILE FAB MATRLS NES				29
	VEG OILS AND FATS NES			54	
	COPPER UNALLOYED				49
	GENERAL CARGO			1,064	2,600
	TOTAL	1,235	2,733		
	ICELAND		MARINE ANIMAL OILS	2,362	
	TOTAL			2,362	
	EIRE		DAIRY PRODUCE NES		236
			CORN		600
WHEAT				12,240	
GRAIN CEREAL PREP NES			10		
SUGAR			84		
SUGAR PREPARATIONS			82		
COCOA AND CHOCOLATE			501		
FOOD PREPARATIONS NES				225	
DIST ALCOHOLIC BEV				2	
LDGS ROUND TIMBER				271	
LUMBER AND TIMBER				601	
FLOORING				39	
NEWSPRINT PAPER				99	
CHEMICAL PRODUCTS NES				185	
STRUCTURAL SHAPES				2	
ALUMINUM BAR INGDT				450	
MACHINERY AND PARTS				7	
CONTAINERS EMPTY				105	
MISC PRODUCTS NES				4	
GENERAL CARGO			2,560	2,781	
TOTAL			3,237	17,847	
ITALY		FISH FRESH OR FROZEN		196	
		BARLEY		3,491	
		WHEAT		34,457	
		FRESH FRUITS NES	20		
		DRIED PRESERVED FRUITS	83		
		VEGETABLES FRESH NES	15		
		VEGETABLE PREPARATIONS	114		
		GRAIN FEEDS NES		2,756	
		FLAXSEED		1,120	
		CRUDE VEG MATRLS NES	30		
		IRON AND STEEL SCRAP		50,172	
		ASBESTOS UNMANUFACTURED		2,525	
		STONE CRUDE NES	756		
		NON MET MIN CRUDE NES	15,778		
		WASTE AND SCRAP NES		22	
		VENEER AND PLYWOOD	32		
WOODPULP		539			
CHEMICALS NES	61				
IRON AND STEEL NES	396				

SHIPPING REPORT, 1962

TABLE 23. Cargoes Unloaded and Loaded in International Shipping at Selected Canadian Ports by Country of Origin and Destination, and by Commodity

Columns 4 and 5 show the tonnage of cargo unloaded and loaded at ports listed in Column 1.
Column 2 should be read as the ORIGIN of the tonnage shown in Column 4 and as the DESTINATION of the tonnage shown in Column 5.

SELECTED PORTS -1-	ORIGIN OR DESTINATION -2-	COMMODITY -3-	CARGO TONS	
			UNLOADED -4-	LOADED -5-
MONTREAL	ITALY	ALUMINUM BAR INGOT		981
		COPPER UNALLOYED		224
		METAL FAB PROD NES	89	
		NON MET MIN PROD NES	21	
		MACHINERY AND PARTS	10	
		MISC EQUIPMENT NES		4
		HOUSEHOLD GOODS	28	10
		GENERAL CARGO	32,048	21,720
		TOTAL	49,481	118,217
		NETHERLANDS		MEAT FRESH
FISH FRESH OR FROZEN	17			
DAIRY PRODUCE NES	10			
BARLEY				7,984
CORN				18,346
OATS				1,850
RYE				31,082
WHEAT				289,910
CEREALS UNMILLED NES				614
FRESH FRUITS NES				1,760
COCOA AND CHOCOLATE	2			
FOOD PREPARATIONS NES	5			
FLAXSEED				29,171
SOYABEANS				25,034
ZINC ORE AND CONC				22,967
ASBESTOS UNMANUFACTURED				1,120
ANIMAL OILS AND FATS				5,879
MARINE ANIMAL OILS	450			
CHEMICALS NES	533			
FERRO ALLOYS				15,110
PIG IRON				2,695
STRUCTURAL SHAPES	585			
COPPER UNALLOYED				199
COPPER AND ALLOYS NES				199
NON MET MIN PROD NES	4,288			
AUTOMOBILES AND CHASSIS	475			
MOTOR VEHICLE NES				361
GENERAL CARGO	21,712			47,823
TOTAL	28,077			502,140
NORWAY				NICKEL ORE AND CONC
		SAND AND GRAVEL	1,305	
		STEEL BAR AND ROD		1,120
		IRON AND STEEL NES		605
		COPPER UNALLOYED		2,324
		COPPER AND ALLOYS NES		500
		GENERAL CARGO	2,213	47,380
TOTAL	3,518	52,929		
PORTUGAL		STONE CRUDE NES	21	
		TEXTILE FAB MATRLS NES	7	
		NON MET MIN PROD NES	20	
		GENERAL CARGO	5,405	2,920
TOTAL	5,453	2,920		
SPAIN		FISH FRESH OR FROZEN		5
		FRESH FRUITS NES	109	
		DRIED PRESERVED FRUITS	115	
		FRUIT PULP	11	
		FRUIT PREPARATIONS NES	12	
		NUTS NES	45	
		VEGETABLES FRESH NES	146	
		SPICES	83	
		SAUSAGE SKINS CASINGS		10
		DIST ALCOHOLIC BEV		3
		SLAGS DROSSES ETC		28
		ASBESTOS UNMANUFACTURED		439
		WASTE AND SCRAP NES		18
WOOD FAB MATRLS NES	25			

SHIPPING REPORT, 1962

373

TABLE 23. Cargoes Unloaded and Loaded in International Shipping at Selected Canadian Ports by Country of Origin and Destination, and by Commodity

Columns 4 and 5 show the tonnage of cargo unloaded and loaded at ports listed in Column 1.
Column 2 should be read as the ORIGIN of the tonnage shown in Column 4 and as the DESTINATION of the tonnage shown in Column 5.

SELECTED PORTS -1-	ORIGIN OR DESTINATION -2-	COMMODITY -3-	CARGO TONS		
			UNLOADED -4-	LOADED -5-	
MONTREAL	SPAIN	VEG OILS AND FATS NES	11		
		CHEMICALS NES	25	5	
		COKE		1,151	
		ALUMINUM BAR INGOT		46	
		PLATE AND SHEET GLASS	127		
		GENERAL CARGO	6,935	3,638	
		TOTAL	7,644	5,343	
		SWEDEN	CHEMICALS NES		918
			AUTOMOBILES AND CHASSIS		12
			GENERAL CARGO	11,265	12,425
			TOTAL	11,265	13,355
		SWITZERLAND	WHEAT		1,680
			TOTAL		1,680
		POLAND	MEAT FRESH	320	
			MEAT CURED	170	
			MEAT AND MEAT PREP NES	530	
			DAIRY PRODUCE NES	35	
			OATS		1,120
			RYE		280
			WHEAT		90,670
			FROZEN FRUITS BERRIES	58	
			SUGAR PREPARATIONS	70	
			DIST ALCOHOLIC BEV	253	
			FLAXSEED		3,360
			ASBESTOS UNMANUFACTURED		5,207
			VENEER AND PLYWOOD	136	
			PAPER PAPERBOARD NES	312	
	TEXTILE FAB MATRLS NES		98		
	CHEMICAL PRODUCTS NES			549	
	PLATE AND SHEET GLASS		985		
	MISC FAB MATRLS NES		300		
	AUTOMOBILES AND CHASSIS		82		
	MISC VEH AND PARTS NES		245		
	MISC EQUIPMENT NES	12			
	HOUSEHOLD GOODS	799			
	MISC PRODUCTS NES	613			
	GENERAL CARGO	6,506	4,961		
	TOTAL	11,524	106,147		
	U S S R EUROPE	CATTLE		142	
		OTHER LIVE ANIMALS	166		
		GENERAL CARGO	412	437	
		TOTAL	578	579	
	YUGOSLAVIA	NEWSPRINT PAPER		57	
		TEXTILE FAB MATRLS NES	10		
		METAL FAB PROD NES	48		
		MISC EQUIPMENT NES	83		
		GENERAL CARGO	4,725	396	
		TOTAL	4,866	453	
	CYPRUS	GENERAL CARGO		730	
		TOTAL		730	
	KUWAIT	WHEAT FLOUR		167	
		CRUDE PETROLEUM	209,911		
		GENERAL CARGO		611	
		TOTAL	209,911	778	
	BRITISH MIDDLE EAST N E S	WHEAT FLOUR		535	
		COFFEE	7		
		CRUDE PETROLEUM	381,786		
		GENERAL CARGO	75	153	
		TOTAL	381,868	688	
	ETHIOPIA	MACHINERY AND PARTS		96	
		TOTAL		96	

SHIPPING REPORT, 1962

TABLE 23. Cargoes Unloaded and Loaded in International Shipping at Selected Canadian Ports by Country of Origin and Destination, and by Commodity

Columns 4 and 5 show the tonnage of cargo unloaded and loaded at ports listed in Column 1.
Column 2 should be read as the ORIGIN of the tonnage shown in Column 4 and as the DESTINATION of the tonnage shown in Column 5.

SELECTED PORTS -1-	ORIGIN OR DESTINATION -2-	COMMODITY -3-	CARGO TONS		
			UNLOADED -4-	LOADED -5-	
MONTREAL	IRAN	CRUDE PETROLEUM	711,679		
		TEXTILE FAB MATRLS NES		157	
		NON MET MIN PROD NES		101	
		MISC EQUIPMENT NES		10	
		GENERAL CARGO		660	
		TOTAL	711,679	928	
	IRAQ	GENERAL CARGO			276
		TOTAL			276
	ISRAEL	FLAXSEED			700
		CRUDE PETROLEUM	31,111		
		GENERAL CARGO	3,994		4,046
		TOTAL	35,105		4,746
	JORDAN	PAPER PAPERBOARD NES			4
		GENERAL CARGO			675
		TOTAL			679
	LEBANON	WHEAT FLOUR			2,236
		DIST ALCOHOLIC BEV			3
		CRUDE PETROLEUM	58,300		
		GENERAL CARGO	142		854
		TOTAL	58,442		3,093
	LIBYA	GENERAL CARGO			104
		TOTAL			104
	SAUDI ARABIA	WHEAT			12,095
		MISC PRODUCTS NES			2
		GENERAL CARGO			7,490
		TOTAL			19,587
	TURKEY	NUTS NES		228	
TEXTILE FIBRES NES			206		
CHEMICALS NES				12	
STEEL PLATE AND SHEET				506	
MISC EQUIPMENT NES				3	
GENERAL CARGO			1,342	707	
		TOTAL	1,776		1,228
EGYPT		WHEAT FLOUR			2,806
	SUGAR			15	
	ALE BEER ETC			6	
	DIST ALCOHOLIC BEV			2	
	TOBACCO			40	
	TEXTILE FAB MATRLS NES			1	
	MOTOR VEHICLE NES			107	
	HOUSEHOLD GOODS		8		
	GENERAL CARGO		291	284	
		TOTAL	299		3,261
SYRIA	TEXTILE FIBRES NES		358		
	WASTE AND SCRAP NES			6	
	GENERAL CARGO		373	15	
	TOTAL	731		21	
GHANA	WHEAT FLOUR			87	
	CDCOA AND CHOCOLATE				
	GRAIN FEEDS NES	3,350		5	
	COMPLETE FEEDS			7	
	ALE BEER ETC			5	
	DIST ALCOHOLIC BEV			2	
	MANGANESE ORE AND CONC	25,116			
	LUMBER AND TIMBER	1,776			
	VENEER AND PLYWOOD	101			
	NON FERROUS METALS NES	9,450			
	MACHINERY AND PARTS	17		26	
	AUTOMOBILES AND CHASSIS			4	

SHIPPING REPORT, 1962

375

TABLE 23. Cargoes Unloaded and Loaded in International Shipping at Selected Canadian Ports by Country of Origin and Destination, and by Commodity

Columns 4 and 5 show the tonnage of cargo unloaded and loaded at ports listed in Column 1.
Column 2 should be read as the ORIGIN of the tonnage shown in Column 4 and as the DESTINATION of the tonnage shown in Column 5.

SELECTED PORTS -1-	ORIGIN OR DESTINATION -2-	COMMODITY -3-	CARGO TONS		
			UNLOADED -4-	LOADED -5-	
MONTREAL	GHANA	HOUSEHOLD GOODS	11	3	
		MISC PRODUCTS NES	15	1	
		GENERAL CARGO	4,584	33	
			TOTAL	44,420	173
	KENYA	GENERAL CARGO	5,803	716	
		TOTAL	5,803	716	
	MAURITIUS	SUGAR	21,700		
		TOTAL	21,700		
	NIGERIA		WHEAT FLOUR		75
			DRIED PRESERVED FRUITS	2	7
			VEGETABLES FRESH NES	13	
			VEGETABLE PREPARATIONS		9
			COCOA AND CHOCOLATE	8,364	9
			FOOD PREPARATIONS NES		1
			GRAIN FEEDS NES		4
			RUBBER AND GUMS NATURAL	347	
			TEXTILE FIBRES NES	55	
			CRUDE PETROLEUM	17,408	
			ASBESTOS UNMANUFACTURED		40
			WASTE AND SCRAP NES		13
			RUBBER FAB MATERIALS	17	
			LUMBER AND TIMBER	118	
			VENEER AND PLYWOOD	9	
			PAPER NES		5
			VEG OILS AND FATS NES	3,620	
			ALUMINUM BAR INGOT		17
			METAL FAB PROD NES		50
MACHINERY AND PARTS				69	
AUTOMOBILES AND CHASSIS				1	
MISC EQUIPMENT NES				3	
HOUSEHOLD GOODS			3	22	
CONTAINERS EMPTY				39	
MISC PRODUCTS NES			2	16	
GENERAL CARGO				381	
			TOTAL	29,958	761
SIERRA LEONE		WHEAT FLOUR		24	
		VEGETABLES FRESH NES	5		
		COCOA AND CHOCOLATE	768		
		SPICES	8		
		ALE BEER ETC		2	
		LOGS ROUND TIMBER	67		
		TEXTILE FIBRES NES	22		
		LUMBER AND TIMBER	678		
		VENEER AND PLYWOOD	300		
		WOOD FAB MATRLS NES	116		
		HOUSEHOLD GOODS		1	
		GENERAL CARGO	4	225	
			TOTAL	1,968	252
TANGANYIKA	GENERAL CARGO	3,285	419		
	TOTAL	3,285	419		
UNION OF SOUTH AFRICA		FRESH FRUITS NES	3,425		
		SUGAR	36,620		
		MOLASSES CRUDE	9,475		
		ALE BEER ETC		3	
		MACHINERY AND PARTS	41		
		GENERAL CARGO	43,804	8,488	
	TOTAL	93,365	8,491		
BRITISH AFRICA N E S		WHEAT FLOUR		148	
		SUGAR	9,995		
	TOTAL	9,995	148		
ALGERIA	GENERAL CARGO	598	40		
	TOTAL	598	40		

SHIPPING REPORT, 1962

TABLE 23. Cargoes Unloaded and Loaded in International Shipping at Selected Canadian Ports by Country of Origin and Destination, and by Commodity

Columns 4 and 5 show the tonnage of cargo unloaded and loaded at ports listed in Column 1.
Column 2 should be read as the ORIGIN of the tonnage shown in Column 4 and as the DESTINATION of the tonnage shown in Column 5.

SELECTED PORTS -1-	ORIGIN OR DESTINATION -2-	COMMODITY -3-	CARGO TONS	
			UNLOADED -4-	LOADED -5-
MONTREAL	ANGOLA	TEXTILE FIBRES NES	56	
		TOTAL	56	
	BELGIAN CONGO	TEXTILE FIBRES NES	21	
		LUMBER AND TIMBER	240	
	TOTAL	261		
	FR EQUATORIAL AFRICA	LOGS ROUND TIMBER	236	
		LUMBER AND TIMBER	294	
		VENEER AND PLYWOOD	3,408	
		MACHINERY AND PARTS		9
		HOUSEHOLD GOODS		4
		MISC PRODUCTS NES		7
	TOTAL	3,938	20	
	FRENCH WEST AFRICA	COCOA AND CHOCOLATE	58	
		COFFEE	114	
		LOGS ROUND TIMBER	181	
		MANGANESE ORE AND CONC	11,226	
		LUMBER AND TIMBER	99	
		VENEER AND PLYWOOD	108	
		STRUCTURAL SHAPES		423
	GENERAL CARGO		160	
	TOTAL	11,786	583	
	FRENCH AFRICA N E S	GENERAL CARGO	92	
	TOTAL	92		
LIBERIA	FOOD PREPARATIONS NES		15	
	DIST ALCOHOLIC BEV		1	
	RUBBER AND GUMS NATURAL	56		
	RAILS AND TRACK MATRL		3	
	MISC EQUIPMENT NES		14	
TOTAL	56	33		
MOROCCO	COMPLETE FEEDS	48		
	WASTE AND SCRAP NES		9	
	WOOD FAB MATRLS NES	75		
	CHEMICALS NES		12	
	TRUCKS AND CHASSIS		16	
	GENERAL CARGO	266	36	
TOTAL	389	73		
MOZAMBIQUE	WHEAT		4,320	
	MET ORES NES	5,231		
	FLUORSPAR	10,034		
	NON MET MIN CRUDE NES	1,443		
	FERRO ALLOYS	2,138		
	GENERAL CARGO	10,657	10,775	
TOTAL	29,503	15,095		
TUNISIA	GENERAL CARGO		9	
TOTAL		9		
CEYLON	CEREALS MILLED NES		10	
	COCONUT DESICCATED	165		
	NUTS NES	33		
	TEA	5,018		
	RUBBER AND GUMS NATURAL	259		
	CRUDE VEG MATRLS NES	8		
	NON MET MIN CRUDE NES	55		
	VEG OILS AND FATS NES	6,103		
	CHEMICAL PRODUCTS NES	66		
	MISC VEH AND PARTS NES		120	
	GENERAL CARGO	3,690	714	
	TOTAL	15,397	844	
	HONG KONG	MEAT FRESH		68
MEAT AND MEAT PREP NES			135	

SHIPPING REPORT, 1962

377

TABLE 23. Cargoes Unloaded and Loaded in International Shipping at Selected Canadian Ports by Country of Origin and Destination, and by Commodity

Columns 4 and 5 show the tonnage of cargo unloaded and loaded at ports listed in Column 1.
Column 2 should be read as the ORIGIN of the tonnage shown in Column 4 and as the DESTINATION of the tonnage shown in Column 5.

SELECTED PORTS -1-	ORIGIN OR DESTINATION -2-	COMMODITY -3-	CARGO TONS		
			UNLOADED -4-	LOADED -5-	
MONTREAL	HONG KONG	FISH CANNED		4	
		TEA	82		
		NON FERROUS METAL SCRAP		55	
		NEWSPRINT PAPER		20	
		PAPER NES		33	
		PAPERBOARD		167	
		VEG OILS AND FATS NES	402		
		CHEMICAL PRODUCTS NES		55	
		GENERAL CARGO	2,691	4,099	
		TOTAL	3,175	4,636	
	INDIA		MILK POWDER		113
			WHEAT		834
			NUTS NES	3,393	
			SUGAR	54,111	
			TEA	5,623	
			SPICES	73	
			RAW HIDES AND SKINS	7	
			OIL SEEDS NUTS NES	437	
			CRUDE VEG MATRLS NES	78	
			TEXTILE FIBRES NES	4,374	1
		SLAGS DROSSES ETC		346	
		ASBESTOS UNMANUFACTURED		2,451	
		NON MET MIN CRUDE NES	101		
		WASTE AND SCRAP NES		67	
		RUBBER FAB MATERIALS		348	
		WOODPULP		5,317	
		NEWSPRINT PAPER		6,815	
		SACKING MATERIALS	37,281		
		TEXTILE FAB MATRLS NES	8,012		
		CHEMICALS NES		28	
		CHEMICAL PRODUCTS NES		1,078	
		STRUCTURAL SHAPES		13	
		ALUMINUM BAR INGOT		163	
COPPER UNALLOYED			4,204		
COPPER AND ALLOYS NES			8		
NICKEL AND ALLOYS			515		
ZINC BAR INGOT PIG			150		
METAL FAB PROD NES			114		
MISC FAB MATRLS NES			125		
MACHINERY AND PARTS			728		
RAILWAY ROLLING STOCK			114		
MOTOR VEH PARTS NES			8		
HOUSEHOLD GOODS		1,894			
CONTAINERS EMPTY		57			
CONTAINERS NES		3			
GENERAL CARGO	3,735	8,218			
TOTAL	119,119	31,818			
MALAYA AND SINGAPORE		FISH CANNED		5	
		DAIRY PRODUCE NES		11	
		WHEAT		110	
		SPICES	5		
		ASBESTOS UNMANUFACTURED		227	
		VEG OILS AND FATS NES	649		
		OILS FATS WAXES NES	2		
		CHEMICAL PRODUCTS NES	20	2	
		MACHINERY AND PARTS		19	
		MOTOR VEH PARTS NES		2	
		GENERAL CARGO	4,309	711	
		TOTAL	4,985	1,087	
		PAKISTAN		CRUDE VEG MATRLS NES	1,251
TEXTILE FIBRES NES	1,940				
ZINC ORE AND CONC				100	
ASBESTOS UNMANUFACTURED				854	
WASTE AND SCRAP NES	727				
SACKING MATERIALS	5,804				
TEXTILE FAB MATRLS NES	104				

SHIPPING REPORT, 1962

TABLE 23. Cargoes Unloaded and Loaded in International Shipping at Selected Canadian Ports by Country of Origin and Destination, and by Commodity

Columns 4 and 5 show the tonnage of cargo unloaded and loaded at ports listed in Column 1.
Column 2 should be read as the ORIGIN of the tonnage shown in Column 4 and as the DESTINATION of the tonnage shown in Column 5.

SELECTED PORTS -1-	ORIGIN OR DESTINATION -2-	COMMODITY -3-	CARGO TONS	
			UNLOADED -4-	LOADED -5-
MONTREAL	PAKISTAN	CHEMICAL PRODUCTS NES		443
		STRUCTURAL SHAPES		61
		IRON AND STEEL PIPES		494
		ALUMINUM BAR INGOT		1,095
		COPPER UNALLOYED		2,079
		COPPER ALLOYED		275
		ZINC BAR INGOT PIG		1,230
		NON MET MIN PROD NES		129
		MISC VEH AND PARTS NES		102
		MISC EQUIPMENT NES		3
		GENERAL CARGO	128	974
		TOTAL	9,954	7,839
	BURMA	WHEAT		583
		NEWSPRINT PAPER		34
		ALUMINUM BAR INGOT		180
		AUTOMOBILES AND CHASSIS		63
		GENERAL CARGO		455
		TOTAL		1,315
	CHINA	WHEAT		16,550
		GENERAL CARGO	1,259	
		TOTAL	1,259	16,550
	INDONESIA	CRUDE VEG MATRLS NES	20	
		GENERAL CARGO	82	143
		TOTAL	102	143
	JAPAN	RAW HIDES AND SKINS		44
		FLAXSEED		3,134
		SOYABEANS		10,759
		MET ORES NES	8,058	
		IRON AND STEEL SCRAP		3,198
		NON FERROUS METAL SCRAP		770
		ASBESTOS UNMANUFACTURED		218
		WASTE AND SCRAP NES		5
		FIREARMS AND AMMUNITION		25
		GENERAL CARGO	38,841	22,409
		TOTAL	46,899	40,562
	KOREA	ASBESTOS UNMANUFACTURED		212
		METAL FAB PROD NES		1
		MACHINERY AND PARTS		422
		HOUSEHOLD GOODS		1
		GENERAL CARGO	363	14
		TOTAL	363	650
	PHILIPPINES	CRUDE VEG MATRLS NES	7	
		MET ORES NES	8,970	
		WOODPULP		108
		NEWSPRINT PAPER		280
		TEXTILE FAB MATRLS NES		4
		COPPER AND ALLOYS NES		3
		CONTAINERS EMPTY	238	
		GENERAL CARGO	190	1,608
		TOTAL	9,405	2,003
	TAIWAN	GENERAL CARGO	1,863	404
		TOTAL	1,863	404
	THAILAND	CRUDE VEG MATRLS NES	32	
		TEXTILE FIBRES NES	17	
		CHEMICAL PRODUCTS NES		1
		STEEL PLATE AND SHEET		57
		MACHINERY AND PARTS		1
		GENERAL CARGO	1,361	253
		TOTAL	1,410	312
	VIET NAM	CHEMICAL PRODUCTS NES		6

SHIPPING REPORT, 1962

379

TABLE 23. Cargoes Unloaded and Loaded in International Shipping at Selected Canadian Ports by Country of Origin and Destination, and by Commodity

Columns 4 and 5 show the tonnage of cargo unloaded and loaded at ports listed in Column 1.
Column 2 should be read as the ORIGIN of the tonnage shown in Column 4 and as the DESTINATION of the tonnage shown in Column 5.

SELECTED PORTS -1-	ORIGIN OR DESTINATION -2-	COMMODITY -3-	CARGO TONS		
			UNLOADED -4-	LOADED -5-	
MONTREAL	VIET NAM	MISC VEH AND PARTS NES		500	
		HOUSEHOLD GOODS		1	
		GENERAL CARGO		46	
			TOTAL		553
	AUSTRALIA		MEAT FRESH	4,790	
			MEAT AND MEAT PREP NES	642	
			DRIED PRESERVED FRUITS	12,479	
			FRUIT PREPARATIONS NES	1,330	
			SUGAR	2,000	
			FOOD PREPARATIONS NES	175	
			WINES	1,135	
			WOOL AND ANIMAL HAIR	733	
			SAND AND GRAVEL	748	
			ANIMAL OILS AND FATS	358	
			CHEMICAL PRODUCTS NES		24
			STEEL BAR AND ROD	5,665	
			GENERAL CARGO	7,404	6,763
				TOTAL	37,459
	NEW ZEALAND		MEAT FRESH	6,218	
			DRIED PRESERVED FRUITS	348	
			FRUIT PREPARATIONS NES	806	
			SAUSAGE SKINS CASINGS	296	
			FOOD PREPARATIONS NES	334	
			WOOL AND ANIMAL HAIR	678	
			SAND AND GRAVEL	45	
			CONTAINERS NES	99	
			GENERAL CARGO	710	
			TOTAL	9,534	
UNITED STATES OCEANIA		MEAT AND MEAT PREP NES		88	
		MILK POWDER		38	
		DAIRY PRODUCE NES		11	
		TOTAL		137	
BRITISH GUIANA		SUGAR	46,899		
		MOLASSES CRUDE	12,353		
		MOLASSES AND SYRUPS NES	25		
		NEWSPRINT PAPER		100	
		GENERAL CARGO	6,885	8,505	
		TOTAL	66,162	8,605	
ARGENTINA		MEAT AND MEAT PREP NES	203		
		DAIRY PRODUCE NES	25		
		SUGAR	5,583		
		COMPLETE FEEDS	75		
		RAW HIDES AND SKINS	227		
		OIL SEEDS NUTS NES	50		
		CRUDE VEG MATRLS NES	137		
		WOOL AND ANIMAL HAIR	5		
		ASBESTOS UNMANUFACTURED		2,796	
		WASTE AND SCRAP NES	3		
		NEWSPRINT PAPER		1,020	
		PAPER NES		335	
		PAPERBOARD		202	
		VEG OILS AND FATS NES	94		
		OILS FATS WAXES NES	820		
		CHEMICALS NES		34	
		CHEMICAL PRODUCTS NES		30	
		FUEL OIL	23,549		
		IRON STEEL INGOT ETC		1,000	
		STEEL PLATE AND SHEET		26	
		ALUMINUM BAR INGOT		178	
		COPPER UNALLOYED		77	
		NICKEL AND ALLOYS		5	
NON FERROUS METALS NES		6			
MACHINERY AND PARTS		553			
AUTOMOBILES AND CHASSIS		2			

SHIPPING REPORT, 1962

TABLE 23. Cargoes Unloaded and Loaded in International Shipping at Selected Canadian Ports by Country of Origin and Destination, and by Commodity

Columns 4 and 5 show the tonnage of cargo unloaded and loaded at ports listed in Column 1.
Column 2 should be read as the ORIGIN of the tonnage shown in Column 4 and as the DESTINATION of the tonnage shown in Column 5.

SELECTED PORTS -1-	ORIGIN OR DESTINATION -2-	COMMODITY -3-	CARGO TONS	
			UNLOADED -4-	LOADED -5-
MONTREAL	ARGENTINA	MISC EQUIPMENT NES		35
		HOUSEHOLD GOODS	1	5
		GENERAL CARGO	2,307	4,277
		TOTAL	33,079	10,581
	BRAZIL	MALT		712
		GRAIN CEREAL PREP NES	10	
		PEANUTS	1,734	
		COCOA AND CHOCOLATE	414	
		COFFEE	6,954	
		LOGS ROUND TIMBER	4	
		TEXTILE FIBRES NES	32	
		ASBESTOS UNMANUFACTURED		1,651
		RUBBER FAB MATERIALS		3
		NEWSPRINT PAPER		11
		PAPER NES		174
		TEXTILE FAB MATRLS NES	108	
		VEG OILS AND FATS NES	100	
		OILS FATS WAXES NES	200	
		CHEMICALS NES	10	315
		CHEMICAL PRODUCTS NES		303
		STEEL BAR AND ROD		16
		STEEL PLATE AND SHEET		40
		IRON AND STEEL NES		141
		ALUMINUM BAR INGOT		240
		NICKEL AND ALLOYS		176
		ZINC BAR INGOT PIG		603
		NON FERROUS METALS NES		7
		METAL FAB PROD NES		30
		NON MET MIN PROD NES		279
		MACHINERY AND PARTS		349
		RAILWAY ROLLING STOCK		1,600
		MOTOR VEH PARTS NES	17	
		MISC EQUIPMENT NES		57
		HOUSEHOLD GOODS		7
		GENERAL CARGO	7,840	8,861
		TOTAL	17,423	15,577
	CHILE	IRON ORE AND CONC	48,241	
		MACHINERY AND PARTS		2,984
		GENERAL CARGO		6,446
		TOTAL	48,241	9,430
	COLOMBIA	GENERAL CARGO	6,640	7,828
		TOTAL	6,640	7,828
	ECUADOR	GENERAL CARGO	301	781
		TOTAL	301	781
	PERU	IRON AND STEEL NES		202
		GENERAL CARGO	1,222	3,051
		TOTAL	1,222	3,253
	SURINAM	ALUMINUM ORE AND CONC	15,856	
		GENERAL CARGO	574	70
		TOTAL	16,430	70
	URUGUAY	MEAT AND MEAT PREP NES	80	
		CEREALS UNMILLED NES	1,373	
		DIST ALCOHOLIC BEV		2
		RAW HIDES AND SKINS	81	
		WOOL AND ANIMAL HAIR	26	
		ASBESTOS UNMANUFACTURED		101
		VENEER AND PLYWOOD	14	
		NEWSPRINT PAPER		2,039
		PAPER NES		50
		CHEMICALS NES		84
		CHEMICAL PRODUCTS NES		48
		LUB OILS AND GREASES		165

SHIPPING REPORT, 1962

TABLE 23. Cargoes Unloaded and Loaded in International Shipping at Selected Canadian Ports by Country of Origin and Destination, and by Commodity

Columns 4 and 5 show the tonnage of cargo unloaded and loaded at ports listed in Column 1.
Column 2 should be read as the ORIGIN of the tonnage shown in Column 4 and as the DESTINATION of the tonnage shown in Column 5.

SELECTED PORTS -1-	ORIGIN OR DESTINATION -2-	COMMODITY -3-	CARGO TONS		
			UNLOADED -4-	LOADED -5-	
MONTREAL	URUGUAY	COPPER AND ALLOYS NES		19	
		NICKEL AND ALLOYS		5	
		METAL FAB PROD NES		16	
		MACHINERY AND PARTS		24	
		GENERAL CARGO	782	2,231	
		TOTAL	2,356	4,784	
	VENEZUELA	VENEZUELA	MILK POWDER		289
			WHEAT		10,631
			GRAIN FEEDS NES		246
			CRUDE PETROLEUM	1,916,389	
			ASBESTOS UNMANUFACTURED		130
			PHOSPHATE ROCK	3,528	
			NEWSPRINT PAPER		255
			PAPER NES		187
			FUEL OIL	212,985	
			NON MET MIN PROD NES		80
			GENERAL CARGO	79	17,733
		TOTAL	2,132,981	29,551	
	BAHAMAS	BAHAMAS	GENERAL CARGO	110	10,373
			TOTAL	110	10,373
	BERMUDA	BERMUDA	WHEAT FLOUR		412
			GENERAL CARGO	18	6,319
		TOTAL	18	6,731	
	BRITISH HONDURAS	BRITISH HONDURAS	SUGAR	6,407	
			LUMBER AND TIMBER	208	
			GENERAL CARGO	102	408
		TOTAL	6,717	408	
BARBADOS	BARBADOS	MEAT CURED		63	
		WHEAT FLOUR		35	
		SUGAR	15,200		
		GRAIN FEEDS NES		163	
		GENERAL CARGO	311	10,170	
	TOTAL	15,511	10,431		
JAMAICA	JAMAICA	SUGAR	70,813		
		TEXTILE FIBRES NES	61		
		GENERAL CARGO	1,099	27,493	
	TOTAL	71,973	27,493		
LEEWARD AND WINDWARD IS	LEEWARD AND WINDWARD IS	VEGETABLES FRESH NES		1	
		SUGAR	16,868		
		GENERAL CARGO	1,008	25,636	
	TOTAL	17,876	25,637		
TRINIDAD AND TOBAGO	TRINIDAD AND TOBAGO	WHEAT FLOUR		89	
		SUGAR	20,028		
		MOLASSES CRUDE	17,483		
		GRAIN FEEDS NES		47	
		CRUDE PETROLEUM	145,496		
		LUMBER AND TIMBER		170	
		GASOLINE	8,087		
		FUEL OIL	57,051		
		MACHINERY AND PARTS	50		
		GENERAL CARGO	885	32,281	
			TOTAL	249,080	32,587
		COSTA RICA	COSTA RICA	GENERAL CARGO	
TOTAL				370	
CUBA	CUBA	CATTLE		1,665	
		OTHER LIVE ANIMALS		193	
		DAIRY PRDDUCE NES		102	
		FRESH FRUITS NES	57		
		POTATOES		1,883	

SHIPPING REPORT, 1962

TABLE 23. Cargoes Unloaded and Loaded in International Shipping at Selected Canadian Ports by Country of Origin and Destination, and by Commodity

Columns 4 and 5 show the tonnage of cargo unloaded and loaded at ports listed in Column 1.
Column 2 should be read as the ORIGIN of the tonnage shown in Column 4 and as the DESTINATION of the tonnage shown in Column 5.

SELECTED PORTS -1-	ORIGIN OR DESTINATION -2-	COMMODITY -3-	CARGO TONS		
			UNLOADED -4-	LOADED -5-	
MONTREAL	CUBA	SUGAR	12,029		
		WOODPULP		715	
		ANIMAL OILS AND FATS		11,792	
		MISC PRODUCTS NES		1	
		GENERAL CARGO	4,973	13,780	
		TOTAL	17,059	30,131	
	DOMINICAN REPUBLIC	WHEAT			7,234
		SUGAR	2,240		
		MOLASSES CRUDE	4,300		
		GENERAL CARGO	30	3,547	
		TOTAL	6,570	10,781	
	EL SALVADOR	COCOA AND CHOCOLATE	308		
		GENERAL CARGO	573		72
		TOTAL	881		72
	GUATEMALA	GENERAL CARGO	337		1,107
		TOTAL	337		1,107
	HAITI	WHEAT			12,131
		GENERAL CARGO	488		585
		TOTAL	488		12,716
	HONDURAS	GENERAL CARGO			349
		TOTAL			349
	MEXICO	MOLASSES CRUDE	2,575		
		FLUORSPAR	26,072		
SULPHUR		37,474			
NON MET MIN CRUDE NES		1		4,770	
GENERAL CARGO		6,192		4,770	
	TOTAL	72,314		9,540	
NETHERLANDS ANTILLES	WHEAT FLOUR			236	
	CRUDE PETROLEUM	74,267			
	GASOLINE	11,907			
	FUEL OIL	572,203			
	CONTAINERS EMPTY			246	
	GENERAL CARGO	2		2,394	
	TOTAL	658,379		2,876	
PANAMA	GASOLINE	27,704			
	FUEL OIL	10,152			
	GENERAL CARGO	29		1,967	
	TOTAL	37,885		1,967	
PUERTO RICO	MOLASSES CRUDE	20,640			
	DIST ALCOHOLIC BEV	325			
	FUEL OIL	15,000			
	GENERAL CARGO	918		9,426	
	TOTAL	36,883		9,426	
GREENLAND	GENERAL CARGO			1,715	
	TOTAL			1,715	
ST PIERRE AND MIQUELON	FUEL OIL			800	
	GENERAL CARGO			517	
	TOTAL			1,317	
U S HAWAII	FRUIT PREPARATIONS NES	1,166			
	FOOD PREPARATIONS NES	2,702			
	GENERAL CARGO	2,295		6	
	TOTAL	6,163		6	
U S PACIFIC PORTS	FRUIT PREPARATIONS NES	1,324			
	FOOD PREPARATIONS NES	4,775			
	GENERAL CARGO	10,310		29	
	TOTAL	16,409		29	

SHIPPING REPORT, 1962

383

TABLE 23. Cargoes Unloaded and Loaded in International Shipping at Selected Canadian Ports by Country of Origin and Destination, and by Commodity

Columns 4 and 5 show the tonnage of cargo unloaded and loaded at ports listed in Column 1.
Column 2 should be read as the ORIGIN of the tonnage shown in Column 4 and as the DESTINATION of the tonnage shown in Column 5.

SELECTED PORTS -1-	ORIGIN OR DESTINATION -2-	COMMODITY -3-	CARGO TONS	
			UNLOADED -4-	LOADED -5-
MONTREAL	U S GREAT LAKES PORTS	MEAT FRESH		53
		BARLEY	26,347	
CORN		322,295		
OATS		3,024		
WHEAT		173,494		
BEANS AND PEAS DRIED		2,760		
FLAXSEED		21,729		
SOYABEANS		150,304		
IRON ORE AND CONC			11,200	
COAL ANTHRACITE		3,038		
COAL BITUMINOUS		416,885		
FLUORSPAR			1,300	
SALT		7,300		
SULPHUR			25,102	
CHEMICALS NES		6,482		
FUEL OIL			32,000	
LUB OILS AND GREASES		1,827		
PIG IRON	2,695			
AUTOMOBILES AND CHASSIS		1		
GENERAL CARGO	14,521	62		
	TOTAL	1,152,701	69,718	
MONTREAL	U S ATLANTIC AND GULF PORTS	CHEMICALS NES	4,697	2,000
		FERTILIZERS ETC	17,641	
		LUB OILS AND GREASES	22,623	
		TAR PITCH AND CREOSOTE		8,000
		METAL FAB PROD NES		250
		CONTAINERS EMPTY		259
		GENERAL CARGO	9,625	903
		TOTAL	54,586	11,412
	PORT TOTAL	7,481,355	3,403,001	
QUEBEC	UNITED KINGDOM	CATTLE	152	
		MEAT FRESH		63
		DAIRY PRODUCE NES		923
		CORN		2,800
		WHEAT		94,573
		VEGETABLES FRESH NES		45
		SAUSAGE SKINS CASINGS		5
		SOYABEAN OIL CAKE ETC		4,140
		DIST ALCOHOLIC BEV	374	
		RAW HIDES AND SKINS		82
		LOGS ROUND TIMBER		3,886
		COAL ANTHRACITE	4,033	
		ASBESTOS UNMANUFACTURED		39,059
		LEATHER		2
		LUMBER AND TIMBER		4,896
		FLOORING		43
		SAWMILL PRODUCTS NES		473
		VENEER AND PLYWOOD	431	
		WOOD FAB MATRLS NES		149
		WOODPULP		38,172
		NEWSPRINT PAPER		123,945
		PAPER NES		5,496
		PAPERBOARD		10,138
		PAPER PAPERBOARD NES		64
		TEXTILE FAB MATRLS NES	371	
		ANIMAL OILS AND FATS		1,548
		CHEMICALS NES		375
		CHEMICAL PRODUCTS NES	444	57
		TAR PITCH AND CREOSOTE		5
		IRON STEEL INGOT ETC	278	
		STEEL BAR AND ROD	10	
		STEEL PLATE AND SHEET	628	
		STRUCTURAL SHAPES	957	
		IRON AND STEEL PIPES	354	
		ALUMINUM BAR INGOT		1,028
		ALUMINUM NES		405
		COPPER ALLOYED		10

SHIPPING REPORT, 1962

TABLE 23. Cargoes Unloaded and Loaded in International Shipping at Selected Canadian Ports by Country of Origin and Destination, and by Commodity

Columns 4 and 5 show the tonnage of cargo unloaded and loaded at ports listed in Column 1.
Column 2 should be read as the ORIGIN of the tonnage shown in Column 4 and as the DESTINATION of the tonnage shown in Column 5.

SELECTED PORTS -1-	ORIGIN OR DESTINATION -2-	COMMODITY -3-	CARGO TONS		
			UNLOADED -4-	LOADED -5-	
QUEBEC	UNITED KINGDOM	METAL FAB PROD NES	17		
		PLATE AND SHEET GLASS	377		
		CEMENT	376		
		NON MET MIN PROD NES	520	76	
		MISC FAB MATRLS NES	3	8	
		MACHINERY AND PARTS	843	10	
		AUTOMOBILES AND CHASSIS	1,510	38	
		TRUCKS AND CHASSIS	4		
		MISC EQUIPMENT NES	23		
		HOUSEHOLD GOODS	48	38	
		CONTAINERS EMPTY		13	
		WOOD END PRODUCTS		693	
		MISC PRODUCTS NES		7	
		GENERAL CARGO	9,035	2,501	
		TOTAL	20,788	335,766	
		BELGIUM AND LUXEMBOURG		FISH FRESH OR FROZEN	
	MARINE ANIMALS NES				56
	WHEAT				4,480
	FROZEN FRUITS BERRIES			25	
	WINES			10	
	DIST ALCOHOLIC BEV			2	
	IRON ORE AND CONC				1,276
	LEAD ORE AND CONC				4,823
	ZINC ORE AND CONC				10,432
	SLAGS DROSSES ETC				53
	ASBESTOS UNMANUFACTURED				33,201
	WOODPULP				122
	TEXTILE FAB MATRLS NES			13	
	CHEMICALS NES			3,844	
	FERTILIZERS ETC			3,401	
	IRON STEEL INGOT ETC			790	
	STEEL BAR AND ROD			5,737	
	STEEL PLATE AND SHEET			1,471	
	STRUCTURAL SHAPES			10,775	
	IRON AND STEEL PIPES			738	
	IRON AND STEEL NES			14	
	ALUMINUM BAR INGOT			20	
COPPER UNALLOYED	5				
ZINC BAR INGOT PIG	11				
NON FERROUS METALS NES				107	
PLATE AND SHEET GLASS	1,817				
GLASS BASIC PROD NES	95				
NON MET MIN PROD NES	15				
MISC FAB MATRLS NES	5				
MACHINERY AND PARTS	23				
AUTOMOBILES AND CHASSIS	472			10	
MOTOR VEH PARTS NES				72	
MISC VEH AND PARTS NES	1				
MISC EQUIPMENT NES	24				
FIREARMS AND AMMUNITION				319	
MISC PRODUCTS NES	103				
GENERAL CARGO	6,967			64	
TOTAL	36,378	55,061			
DENMARK		MILK POWDER		384	
		SEEDS FOR SOWING NES		32	
		ASBESTOS UNMANUFACTURED		1,005	
		CHEMICALS NES		49	
		ALUMINUM BAR INGOT		64	
		MACHINERY AND PARTS	3		
		GENERAL CARGO	2		
TOTAL	5	1,534			
FINLAND		WHEAT		7,645	
		ASBESTOS UNMANUFACTURED		657	
		VENEER AND PLYWOOD	19		
		PAPER PAPERBOARD NES	584		
		GENERAL CARGO	262	3	
TOTAL	865	8,307			

SHIPPING REPORT, 1962

385

TABLE 23. Cargoes Unloaded and Loaded in International Shipping at Selected Canadian Ports by Country of Origin and Destination, and by Commodity

Columns 4 and 5 show the tonnage of cargo unloaded and loaded at ports listed in Column 1.
Column 2 should be read as the ORIGIN of the tonnage shown in Column 4 and as the DESTINATION of the tonnage shown in Column 5.

SELECTED PORTS -1-	ORIGIN OR DESTINATION -2-	COMMODITY -3-	CARGO TONS		
			UNLOADED -4-	LOADED -5-	
QUEBEC	FRANCE ATLANTIC	FISH FRESH OR FROZEN		6	
		FOOD PREPARATIONS NES	13		
		DIST ALCOHOLIC BEV	946		
		BEVERAGES NES	972		
		ASBESTOS UNMANUFACTURED		15,980	
		WOODPULP		197	
		PAPERBOARD	20		
		PAPER PAPERBOARD NES	12		
		TEXTILE FAB MATRLS NES	3		
		STRUCTURAL SHAPES	135		
		IRON AND STEEL PIPES	203		
		ALUMINUM BAR INGOT		770	
		METAL FAB PROD NES	14		
		CEMENT	135		
		PLASTER	21		
		MACHINERY AND PARTS	7	2	
		AUTOMOBILES AND CHASSIS	629		
		RUBBER TIRES AND TUBES	5		
		MISC EQUIPMENT NES	19	1	
		HOUSEHOLD GOODS	4	5	
	CONTAINERS EMPTY		1		
	MISC PRODUCTS NES	67	1		
	GENERAL CARGO	3,662	10		
		TOTAL	6,867	16,973	
		FRANCE MEDITERRANEAN	WINES	267	
			BEVERAGES NES	9	
			ASBESTOS UNMANUFACTURED		1,657
			PAPER PAPERBOARD NES	251	
			VEG OILS AND FATS NES	5	
			OILS FATS WAXES NES	1	
			CHEMICALS NES	23	
			MISC EQUIPMENT NES	9	
		GENERAL CARGO	109		
		TOTAL	674	1,657	
		GERMANY FEDERAL REPUBLIC	FISH FRESH OR FROZEN		18
			MARINE ANIMALS NES		91
			WHEAT		19,500
			COCOA AND CHOCOLATE	58	
			FEEDS ANIMAL ORIGIN		42
			RAW HIDES AND SKINS		8
			FLAXSEED		2,757
			CRUDE VEG MATRLS NES	13	
			LOGS ROUND TIMBER		10
			PULPWOOD		36
			ZINC ORE AND CONC		4,000
			NON FERROUS METAL SCRAP		28
	ASBESTOS UNMANUFACTURED			24,510	
	WOODPULP			194	
	TEXTILE FAB MATRLS NES		25		
	CHEMICALS NES		2,608	5	
	FERTILIZERS ETC		1,000		
	CHEMICAL PRODUCTS NES			376	
	IRON STEEL INGOT ETC		23		
	STEEL BAR AND ROD		264		
	STEEL PLATE AND SHEET		108		
	STRUCTURAL SHAPES		554		
	IRON AND STEEL PIPES		34		
	IRON AND STEEL NES	15			
	ALUMINUM BAR INGOT		15		
	METAL FAB PROD NES	211			
	PLATE AND SHEET GLASS	1,143			
	GLASS BASIC PROD NES	51			
	CEMENT	87			
	NON MET MIN PROD NES	68			
	MISC FAB MATRLS NES	20	10		
	MACHINERY AND PARTS	229			
	AUTOMOBILES AND CHASSIS	1,656			

SHIPPING REPORT, 1962

TABLE 23. Cargoes Unloaded and Loaded in International Shipping at Selected Canadian Ports by Country of Origin and Destination, and by Commodity

Columns 4 and 5 show the tonnage of cargo unloaded and loaded at ports listed in Column 1.
Column 2 should be read as the ORIGIN of the tonnage shown in Column 4 and as the DESTINATION of the tonnage shown in Column 5.

SELECTED PORTS -1-	ORIGIN OR DESTINATION -2-	COMMODITY -3-	CARGO TONS	
			UNLOADED -4-	LOADED -5-
QUEBEC	GERMANY FEDERAL REPUBLIC	TRUCKS AND CHASSIS		21
		MOTOR VEHICLE NES	6	
		MISC EQUIPMENT NES	1	
		HOUSEHOLD GOODS	134	7
		MISC PRODUCTS NES	7	4
		GENERAL CARGO	2,110	53
		TOTAL	10,425	51,685
	GREECE	MILK POWDER		56
		ASBESTOS UNMANUFACTURED		304
		NEWSPRINT PAPER		789
		GENERAL CARGO		4
	TOTAL		1,153	
	ITALY	MILK POWDER		50
		DAIRY PRODUCE NES		49
		WHEAT		15,220
		NUTS NES	3	
		VEGETABLES FRESH NES	2	
		WINES	214	
		CRUDE VEG MATRLS NES	20	
		IRON AND STEEL SCRAP		18,771
NON FERROUS METAL SCRAP			31	
ASBESTOS UNMANUFACTURED			6,163	
STONE CRUDE NES		881		
WOODPULP			998	
PAPERBOARD			640	
CHEMICAL PRODUCTS NES			1	
STEEL BAR AND ROD			31	
METAL FAB PROD NES		27		
PLATE AND SHEET GLASS		15		
CEMENT BASIC PROD NES		4		
NON MET MIN PROD NES		13		
TRUCKS AND CHASSIS		29		
MISC VEH AND PARTS NES		3		
MISC PRODUCTS NES	1			
GENERAL CARGO	231	144		
TOTAL	1,440	42,101		
NETHERLANDS	OATS		1,600	
	WHEAT		7,377	
	FRUIT PULP	10		
	NUTS NES	64		
	COCOA AND CHOCOLATE	4		
	FOOD PREPARATIONS NES	66		
	WINES	4		
	DIST ALCOHOLIC BEV	3		
	RAW HIDES AND SKINS		124	
	CRUDE VEG MATRLS NES	254		
	MET ORES NES		4,617	
	NON FERROUS METAL SCRAP		20	
	ASBESTOS UNMANUFACTURED		13,201	
	VENEER AND PLYWOOD	20		
	ANIMAL OILS AND FATS		773	
	CHEMICALS NES	98	7	
	IRON AND STEEL NES	32		
	ALUMINUM BAR INGOT		106	
	COPPER UNALLOYED		25	
	NON FERROUS METALS NES	5		
	METAL FAB PROD NES	7		
	PLATE AND SHEET GLASS	104		
	GLASS BASIC PROD NES	10		
	CEMENT	160		
	MISC FAB MATRLS NES	12		
	MACHINERY AND PARTS	77		
	AUTOMOBILES AND CHASSIS	15		
MISC EQUIPMENT NES		1		
HOUSEHOLD GOODS		2		
GENERAL CARGO	972	346		
TOTAL	1,917	28,199		

SHIPPING REPORT, 1962

TABLE 23. Cargoes Unloaded and Loaded in International Shipping at Selected Canadian Ports by Country of Origin and Destination, and by Commodity

Columns 4 and 5 show the tonnage of cargo unloaded and loaded at ports listed in Column 1.
Column 2 should be read as the ORIGIN of the tonnage shown in Column 4 and as the DESTINATION of the tonnage shown in Column 5.

SELECTED PORTS -1-	ORIGIN OR DESTINATION -2-	COMMODITY -3-	CARGO TONS		
			UNLOADED -4-	LOADED -5-	
QUEBEC	NORWAY	ASBESTOS UNMANUFACTURED		1,450	
		CHEMICALS NES		300	
		CHEMICAL PRODUCTS NES		27	
			TOTAL		1,777
	PORTUGAL	WINES		86	
		CRUDE WOOD MATRLS NES		52	
		ASBESTOS UNMANUFACTURED			815
		WOOD FAB MATRLS NES		8	
		ALUMINUM BAR INGOT			112
		GENERAL CARGO		5	
			TOTAL	151	927
	SPAIN	MEAT FRESH			11
		NUTS NES		1	
		WINES		26	
		IRON AND STEEL SCRAP			57
		NON FERROUS METAL SCRAP			28
		ASBESTOS UNMANUFACTURED			7,345
		WOOD FAB MATRLS NES		6	
		WOODPULP			320
CHEMICALS NES				22	
ALUMINUM BAR INGOT				390	
		GENERAL CARGO	31		
		TOTAL	64	8,173	
SWEDEN	ASBESTOS UNMANUFACTURED			2,545	
	LUMBER AND TIMBER		127		
	PAPER PAPERBOARD NES		299		
	CHEMICALS NES		5		
	ALUMINUM BAR INGOT			2	
	MACHINERY AND PARTS		18		
	HOUSEHOLD GOODS			2	
	GENERAL CARGO		142		
		TOTAL	591	2,549	
POLAND	WHEAT			72,068	
	FRESH FRUITS NES		22		
	DIST ALCOHOLIC BEV		8		
	COPPER ORE AND CONC			7,000	
	ASBESTOS UNMANUFACTURED			535	
	GENERAL CARGO		436	7	
		TOTAL	466	79,610	
U S S R EUROPE	MACHINERY AND PARTS			12	
			TOTAL	12	
YUGOSLAVIA	NON FERROUS METAL SCRAP			11	
	ASBESTOS UNMANUFACTURED			664	
	COPPER UNALLOYED			24	
		TOTAL		699	
CYPRUS	RUBBER TIRES AND TUBES			3	
			TOTAL	3	
ISRAEL	WHEAT			22,000	
	ASBESTOS UNMANUFACTURED			1,904	
	LUMBER AND TIMBER			62	
	ALUMINUM BAR INGOT			434	
		TOTAL		24,400	
LEBANON	ASBESTOS UNMANUFACTURED			1,119	
	GENERAL CARGO			24	
		TOTAL		1,143	
EGYPT	ASBESTOS UNMANUFACTURED			3,297	
	NEWSPRINT PAPER			42	
	GENERAL CARGO			1	
		TOTAL		3,340	

SHIPPING REPORT, 1962

TABLE 23. Cargoes Unloaded and Loaded in International Shipping at Selected Canadian Ports by Country of Origin and Destination, and by Commodity

Columns 4 and 5 show the tonnage of cargo unloaded and loaded at ports listed in Column 1.
Column 2 should be read as the ORIGIN of the tonnage shown in Column 4 and as the DESTINATION of the tonnage shown in Column 5.

SELECTED PORTS -1-	ORIGIN OR DESTINATION -2-	COMMODITY -3-	CARGO TONS	
			UNLOADED -4-	LOADED -5-
QUEBEC	ALGERIA	WHEAT		11,312
		WINES	8	
		MACHINERY AND PARTS		5
		GENERAL CARGO	7	
		TOTAL	15	11,317
	MOROCCO	ASBESTOS UNMANUFACTURED		715
		TOTAL		715
	CEYLON	ASBESTOS UNMANUFACTURED		2,665
		TOTAL		2,665
	HONG KONG	MEAT AND MEAT PREP NES		811
		DIST ALCOHOLIC BEV		14
		ASBESTOS UNMANUFACTURED		99
		NEWSPRINT PAPER		943
		PAPERBOARD		147
		CHEMICALS NES		56
ALUMINUM BAR INGOT			62	
MISC PRODUCTS NES			2	
GENERAL CARGO			159	
TOTAL			2,293	
INDIA	NON FERROUS METAL SCRAP		32	
	ASBESTOS UNMANUFACTURED		5,937	
	SAWMILL PRODUCTS NES		40	
	NEWSPRINT PAPER		9,949	
	ALUMINUM NES		157	
	MACHINERY AND PARTS		36	
	MISC EQUIPMENT NES		53	
	TOTAL		16,204	
MALAYA AND SINGAPORE	ASBESTOS UNMANUFACTURED		1,223	
	NEWSPRINT PAPER		78	
	MACHINERY AND PARTS		3	
	GENERAL CARGO		26	
	TOTAL		1,330	
PAKISTAN	ASBESTOS UNMANUFACTURED		126	
	ALUMINUM BAR INGOT		61	
	ALUMINUM NES		105	
	HOUSEHOLD GOODS		2	
	TOTAL		294	
BURMA	ASBESTOS UNMANUFACTURED		531	
	TOTAL		531	
JAPAN	MEAT AND MEAT PREP NES		5	
	COPPER ORE AND CONC		9,700	
	IRON AND STEEL SCRAP		1,300	
	NON FERROUS METAL SCRAP		226	
	ASBESTOS UNMANUFACTURED		48,961	
	TAR PITCH AND CREOSOTE		5	
	ALUMINUM BAR INGOT		596	
	MISC FAB MATRLS NES	10		
	HOUSEHOLD GOODS	2		
	GENERAL CARGO	313	50	
TOTAL	325	60,843		
KOREA	ASBESTOS UNMANUFACTURED		1,663	
	NEWSPRINT PAPER		393	
	TOTAL		2,056	
PHILIPPINES	ASBESTOS UNMANUFACTURED		265	
	NEWSPRINT PAPER		143	
	AUTOMOBILES AND CHASSIS		1	
	MISC EQUIPMENT NES		14	
	GENERAL CARGO		897	
	TOTAL		1,320	

SHIPPING REPORT, 1962

389

TABLE 23. Cargoes Unloaded and Loaded in International Shipping at Selected Canadian Ports by Country of Origin and Destination, and by Commodity

Columns 4 and 5 show the tonnage of cargo unloaded and loaded at ports listed in Column 1.
Column 2 should be read as the ORIGIN of the tonnage shown in Column 4 and as the DESTINATION of the tonnage shown in Column 5.

SELECTED PORTS -1-	ORIGIN OR DESTINATION -2-	COMMODITY -3-	CARGO TONS		
			UNLOADED -4-	LOADED -5-	
QUEBEC	TAIWAN	ASBESTOS UNMANUFACTURED		708	
		GENERAL CARGO		156	
		TOTAL		864	
	THAILAND	ASBESTOS UNMANUFACTURED		1,751	
		ALUMINUM BAR INGOT		295	
		TOTAL		2,046	
	VIET NAM	HOUSEHOLD GOODS		2	
		TOTAL		2	
	AUSTRALIA	MEAT FRESH		72	
			DRIED PRESERVED FRUITS	250	
			WINES	110	
			ASBESTOS UNMANUFACTURED		5,477
		NON MET MIN CRUDE NES			11
			WOODPULP		307
		NEWSPRINT PAPER		2,811	
		CHEMICALS NES		89	
		CHEMICAL PRODUCTS NES		257	
		TAR PITCH AND CREOSOTE		388	
		ALUMINUM BAR INGOT		314	
		ALUMINUM NES		41	
		GENERAL CARGO		518	
			TOTAL	432	10,213
	NEW ZEALAND	ASBESTOS UNMANUFACTURED			433
		RUBBER FAB MATERIALS			1
		NEWSPRINT PAPER			229
		PAPER NES			2
		ALUMINUM BAR INGOT			471
		TOTAL			1,136
	UNITED STATES OCEANIA	FRUIT PREPARATIONS NES		48	
ASBESTOS UNMANUFACTURED				49	
	TOTAL	48		49	
BRITISH GUIANA	MEAT FRESH			3	
	MEAT CURED			11	
	MILK POWDER			657	
	DIST ALCOHOLIC BEV	1			
	NEWSPRINT PAPER			200	
	GENERAL CARGO				
	TOTAL	90		871	
ARGENTINA	ASBESTOS UNMANUFACTURED			3,367	
	WASTE AND SCRAP NES	7			
	WOODPULP			42	
	NEWSPRINT PAPER			11,012	
	CHEMICAL PRODUCTS NES			64	
	ALUMINUM BAR INGOT			175	
	ALUMINUM NES			37	
	MACHINERY AND PARTS			99	
GENERAL CARGO		13			
	TOTAL	20		14,796	
BOLIVIA	ASBESTOS UNMANUFACTURED			156	
	TOTAL			156	
BRAZIL	PEANUTS		25		
	NUTS NES		40		
	ASBESTOS UNMANUFACTURED			9,532	
	NEWSPRINT PAPER			14,051	
	CHEMICALS NES			102	
	IRON AND STEEL PIPES			3	
	ALUMINUM BAR INGOT			1,516	
	MACHINERY AND PARTS			186	
	MOTOR VEH PARTS NES		1		
	GENERAL CARGO		20		1
		TOTAL	86		25,391

SHIPPING REPORT, 1962

TABLE 23. Cargoes Unloaded and Loaded in International Shipping at Selected Canadian Ports by Country of Origin and Destination, and by Commodity

Columns 4 and 5 show the tonnage of cargo unloaded and loaded at ports listed in Column 1.
Column 2 should be read as the ORIGIN of the tonnage shown in Column 4 and as the DESTINATION of the tonnage shown in Column 5.

SELECTED PORTS -1-	ORIGIN OR DESTINATION -2-	COMMODITY -3-	CARGO TONS	
			UNLOADED -4-	LOADED -5-
QUEBEC	CHILE	ASBESTOS UNMANUFACTURED		964
		ALUMINUM BAR INGOT		50
		TOTAL		1,014
	COLOMBIA	ASBESTOS UNMANUFACTURED		4,010
		NEWSPRINT PAPER		12,892
		ALUMINUM BAR INGOT		97
	TOTAL		16,999	
	ECUADOR	ASBESTOS UNMANUFACTURED		108
		NEWSPRINT PAPER		1,572
		TOTAL		1,680
	PERU	ASBESTOS UNMANUFACTURED		299
		NEWSPRINT PAPER		2
		ALUMINUM BAR INGOT		44
	TOTAL		345	
	URUGUAY	CRUDE VEG MATRLS NES		5
		ASBESTOS UNMANUFACTURED		104
		NEWSPRINT PAPER		255
		ALUMINUM BAR INGOT		93
		MOTOR VEH PARTS NES		1
	TOTAL		458	
	VENEZUELA	WHEAT		6,670
		CRUDE PETROLEUM	19,390	
		ASBESTOS UNMANUFACTURED		1,268
		WOODPULP		438
		NEWSPRINT PAPER		1,685
		FUEL OIL	123,451	
		TAR PITCH AND CREOSOTE		5
ALUMINUM BAR INGOT		14		
TOTAL	142,841	10,075		
BERMUDA	MILK POWDER		1	
	NEWSPRINT PAPER		73	
	HOUSEHOLD GOODS		3	
TOTAL		77		
BRITISH HONDURAS	NEWSPRINT PAPER		9	
	PAPER PAPERBOARD NES		1	
	TOTAL		10	
BARBADOS	MEAT FRESH		25	
	MEAT CURED		56	
	MILK POWDER		7	
	MOLASSES CRUDE	132		
	NEWSPRINT PAPER		434	
TOTAL	132	522		
JAMAICA	MEAT CURED		7	
	FISH FRESH OR FROZEN		26	
	MILK POWDER		60	
	SAUSAGE SKINS CASINGS		2	
	LEATHER		1	
	MACHINERY AND PARTS		3	
	GENERAL CARGO		1	
TOTAL		100		
LEEWARD AND WINDWARD IS	MEAT FRESH		2	
	MEAT CURED		8	
	NEWSPRINT PAPER		13	
TOTAL		23		
TRINIDAD AND TOBAGO	MEAT FRESH		21	
	MEAT CURED		36	
	MILK POWDER		219	
	DIST ALCOHOLIC BEV	1		

SHIPPING REPORT, 1962

TABLE 23. Cargoes Unloaded and Loaded in International Shipping at Selected Canadian Ports by Country of Origin and Destination, and by Commodity

Columns 4 and 5 show the tonnage of cargo unloaded and loaded at ports listed in Column 1. Column 2 should be read as the ORIGIN of the tonnage shown in Column 4 and as the DESTINATION of the tonnage shown in Column 5.

SELECTED PORTS -1-	ORIGIN OR DESTINATION -2-	COMMODITY -3-	CARGO TONS		
			UNLOADED -4-	LOADED -5-	
QUEBEC	TRINIDAD AND TOBAGO	NEWSPRINT PAPER		440	
		TEXTILE FAB MATRLS NES		6	
		MISC EQUIPMENT NES		1	
			TOTAL	1	723
	COSTA RICA	NEWSPRINT PAPER			92
		TOTAL			92
	DOMINICAN REPUBLIC	ASBESTOS UNMANUFACTURED			108
		NEWSPRINT PAPER			98
			TOTAL		206
	EL SALVADOR	COCOA AND CHOCOLATE		76	
		NEWSPRINT PAPER			251
			TOTAL	76	251
	GUATEMALA	ASBESTOS UNMANUFACTURED			462
		NEWSPRINT PAPER			2,155
		CHEMICAL PRODUCTS NES			1
			TOTAL		2,618
	MEXICO	FRESH FRUITS NES		47	
		FRUIT PREPARATIONS NES		473	16
		PEANUTS		112	
		DIST ALCOHOLIC BEV		1	
		ASBESTOS UNMANUFACTURED			3,168
		NEWSPRINT PAPER			178
		CHEMICALS NES			54
		CHEMICAL PRODUCTS NES			50
		TAR PITCH AND CREOSOTE			150
		ALUMINUM BAR INGOT			207
		ALUMINUM NES			20
		TOTAL	633	3,843	
NETHERLANDS ANTILLES	NEWSPRINT PAPER			36	
	GASOLINE		3,660		
	FUEL OIL		369,231		
		TOTAL	372,891	36	
PANAMA	ASBESTOS UNMANUFACTURED			119	
	ALUMINUM BAR INGOT			52	
		TOTAL		171	
PUERTO RICO	VEGETABLES FRESH NES			16	
	DIST ALCOHOLIC BEV		152		
	ASBESTOS UNMANUFACTURED			89	
	LUMBER AND TIMBER			43	
	NEWSPRINT PAPER			3,330	
	FUEL OIL		2,675		
	GENERAL CARGO			1	
		TOTAL	2,827	3,479	
ST PIERRE AND MIQUELON	FOOD PREPARATIONS NES			7	
	TOTAL			7	
U S PACIFIC PORTS	FRUIT PREPARATIONS NES		213		
	FOOD PREPARATIONS NES		468		
		TOTAL	681		
U S GREAT LAKES PORTS	CORN		68,064		
	OATS		3,035		
	SOYABEAN OIL CAKE ETC		2,277		
	FLAXSEED		2,264		
	PULPWOOD			10,700	
	COAL BITUMINOUS		15,841		
	CLAY MATERIALS NES		42,404		
	WOODPULP			4,957	
	NEWSPRINT PAPER			14,196	
		TOTAL	133,885	29,853	

SHIPPING REPORT, 1962

TABLE 23. Cargoes Unloaded and Loaded in International Shipping at Selected Canadian Ports by Country of Origin and Destination, and by Commodity

Columns 4 and 5 show the tonnage of cargo unloaded and loaded at ports listed in Column 1.
Column 2 should be read as the ORIGIN of the tonnage shown in Column 4 and as the DESTINATION of the tonnage shown in Column 5.

SELECTED PORTS -1-	ORIGIN OR DESTINATION -2-	COMMODITY -3-	CARGO TONS	
			UNLOADED -4-	LOADED -5-
QUEBEC	U S ATLANTIC AND GULF PORTS	FRUIT PREPARATIONS NES	1,728	
		PULPWOOD		900
		ZINC ORE AND CONC		1,986
		ASBESTOS UNMANUFACTURED		339
		SULPHUR	14,520	
		VENEER AND PLYWOOD	5	
		NEWSPRINT PAPER	25	46,826
		FERTILIZERS ETC	13,552	
		CONTAINERS EMPTY	118	
		TOTAL	29,948	50,051
		PORT TOTAL	765,563	942,794
PORT ARTHUR-FORT WILLIAM	UNITED KINGDOM	BARLEY		66,993
		OATS		13,763
		RYE		1,736
		WHEAT		97,377
		HULLS SCREENINGS ETC		23,512
		COMPLETE FEEDS		4,249
		FLAXSEED		17,223
		PAPERBOARD		1,296
		CHEMICAL PRODUCTS NES		1
		STEEL BAR AND ROD	428	
		STRUCTURAL SHAPES		10
	MACHINERY AND PARTS	921	11	
	AUTOMOBILES AND CHASSIS	86		
	TRUCKS AND CHASSIS	348		
	HOUSEHOLD GOODS		6	
	GENERAL CARGO	2,703		
	TOTAL	4,486	226,177	
	BELGIUM AND LUXEMBOURG	RYE		1,120
		WHEAT		8,692
		STEEL BAR AND ROD	5,068	
		STRUCTURAL SHAPES	453	
IRON AND STEEL PIPES		357		
METAL FAB PROD NES		35		
GENERAL CARGO		194		
TOTAL	6,107	9,812		
FRANCE ATLANTIC	FLAXSEED		8,010	
	TOTAL		8,010	
FRANCE MEDITERRANEAN	FLAXSEED		588	
	TOTAL		588	
GERMANY FEDERAL REPUBLIC	RYE		58,746	
	SUGAR PREPARATIONS	23		
	FLAXSEED		6,496	
	TEXTILE FAB MATRLS NES	305		
	STEEL BAR AND ROD	89		
	STRUCTURAL SHAPES	613	3	
	IRON AND STEEL PIPES	303	6	
	IRON AND STEEL NES	20		
	METAL FAB PROD NES	291		
	PLATE AND SHEET GLASS	76		
	GENERAL CARGO	738		
TOTAL	2,458	65,251		
EIRE	OATS		468	
	WHEAT		14,995	
	HULLS SCREENINGS ETC		1,120	
	FLAXSEED		3,350	
TOTAL		19,943		
ITALY	WHEAT		22,874	
	TOTAL		22,874	
NETHERLANDS	OATS		8,978	
	RYE		5,672	

SHIPPING REPORT, 1962

393

TABLE 23. Cargoes Unloaded and Loaded in International Shipping at Selected Canadian Ports by Country of Origin and Destination, and by Commodity

Columns 4 and 5 show the tonnage of cargo unloaded and loaded at ports listed in Column 1.
Column 2 should be read as the ORIGIN of the tonnage shown in Column 4 and as the DESTINATION of the tonnage shown in Column 5.

SELECTED PORTS -1-	ORIGIN OR DESTINATION -2-	COMMODITY -3-	CARGO TONS		
			UNLOADED -4-	LOADED -5-	
PORT ARTHUR- FORT WILLIAM	NETHERLANDS	WHEAT		40,045	
		SUGAR PREPARATIONS	9		
		FLAXSEED		688	
		TEXTILE FAB MATRLS NES	370		
		METAL FAB PROD NES	13		
			GENERAL CARGO	135	
			TOTAL	527	55,383
	NORWAY	RYE			2,137
		FLAXSEED			4,018
			TOTAL		6,155
	PORTUGAL	FLAXSEED			2,955
				TOTAL	2,955
	SPAIN	FLAXSEED			1,176
		IRON AND STEEL SCRAP			5,663
			TOTAL		6,839
	NIGERIA	WHEAT			10,811
		TEXTILE FAB MATRLS NES			43
			TOTAL		10,854
	PAKISTAN	HOUSEHOLD GOODS			1
				TOTAL	1
JAPAN	IRON AND STEEL SCRAP			8,336	
			TOTAL	8,336	
VENEZUELA	WHEAT			17,643	
			TOTAL	17,643	
JAMAICA	MALT			410	
			TOTAL	410	
DOMINICAN REPUBLIC	WHEAT FLOUR			1,600	
			TOTAL	1,600	
U S GREAT LAKES PORTS	BARLEY			79,919	
	CORN			5,520	
	OATS			2,720	
	RYE			29,442	
	WHEAT			93,357	
	PULPWOOD			57,948	
	CRUDE WOOD MATRLS NES			1	
	IRON ORE AND CONC			2,718,712	
	IRON AND STEEL SCRAP			3,696	
	COAL BITUMINOUS	137,067			
	CRUDE PET CANADIAN	193,200			
	LIMESTONE	66,383			
	LUMBER AND TIMBER			30	
	NEWSPRINT PAPER			169,727	
	FUEL OIL			11,780	
		TOTAL	396,650	3,172,852	
U S ATLANTIC AND GULF PORTS	NEWSPRINT PAPER			5,476	
			TOTAL	5,476	
		PORT TOTAL	410,228	3,641,159	
HAMILTON	UNITED KINGDOM	GRAIN CEREAL PREP NES	22		
		FRUIT PREPARATIONS NES		823	
		VEGETABLES FROZEN		37	
		SUGAR PREPARATIONS	755		
		COCOA AND CHOCOLATE	35		
		FOOD PREPARATIONS NES		1,727	
		SOYABEAN OIL CAKE ETC		24,200	
		FEEDS ANIMAL ORIGIN		23	
		WINES	28		
		RAW HIDES AND SKINS		23	

SHIPPING REPORT, 1962

TABLE 23. Cargoes Unloaded and Loaded in International Shipping at Selected Canadian Ports by Country of Origin and Destination, and by Commodity

Columns 4 and 5 show the tonnage of cargo unloaded and loaded at ports listed in Column 1.
Column 2 should be read as the ORIGIN of the tonnage shown in Column 4 and as the DESTINATION of the tonnage shown in Column 5.

SELECTED PORTS -1-	ORIGIN OR DESTINATION -2-	COMMODITY -3-	CARGO TONS			
			UNLOADED -4-	LOADED -5-		
HAMILTON	UNITED KINGDOM	SOYABEANS		224		
		LOGS ROUND TIMBER		1,064		
		TEXTILE FIBRES NES	239			
		NICKEL ORE AND CONC		327		
		CLAY MATERIALS NES	2,800			
		LUMBER AND TIMBER		396		
		WOODPULP		64		
		PAPERBOARD		127		
		TEXTILE FAB MATRLS NES	501			
		MARINE ANIMAL OILS	107			
		SOYABEAN OIL		941		
		CHEMICALS NES	1,524	514		
		CHEMICAL PRODUCTS NES	30	42		
		COKE		332		
		FERRO ALLOYS		35		
		IRON STEEL INGOT ETC	450			
		STEEL BAR AND ROD	2,454	4,190		
		STEEL PLATE AND SHEET	53	36,171		
		STRUCTURAL SHAPES	345	3,622		
		IRON AND STEEL PIPES	427			
		IRON AND STEEL NES	209	751		
		ALUMINUM NES	20			
		COPPER ALLOYED	236			
		NICKEL AND ALLOYS		1,779		
		METAL FAB PROD NES	702			
		PLATE AND SHEET GLASS	20			
		CEMENT	85			
		NON MET MIN PROD NES	784	47		
		MISC FAB MATRLS NES	428			
		MACHINERY AND PARTS	1,783	27		
		AUTOMOBILES AND CHASSIS		2		
		MISC VEH AND PARTS NES	151			
		RUBBER TIRES AND TUBES	40			
		MISC EQUIPMENT NES	129	6		
		HOUSEHOLD GOODS	2,272			
		CONTAINERS EMPTY		14		
		CONTAINERS NES	281			
		MISC PRODUCTS NES		1		
		GENERAL CARGO	5,145	6,929		
			TOTAL	22,055	84,438	
			BELGIUM AND LUXEMBOURG	FRUIT PULP	63	
				NON FERROUS METAL SCRAP		38
		SLAGS DROSSES ETC		223		
		SAND AND GRAVEL	520			
		TEXTILE FAB MATRLS NES	7			
		CHEMICALS NES	3			
		FERTILIZERS ETC	6,538			
		CHEMICAL PRODUCTS NES		1		
		STEEL BAR AND ROD	1,094	881		
		STEEL PLATE AND SHEET	63	1,479		
		STRUCTURAL SHAPES	352			
		IRON AND STEEL PIPES	1,160			
		IRON AND STEEL NES	904	6		
		NON FERROUS METALS NES		1,269		
		METAL FAB PROD NES	5			
		PLATE AND SHEET GLASS	248			
		NON MET MIN PROD NES		45		
		MACHINERY AND PARTS		624		
		MOTOR VEH PARTS NES		12		
		MOTOR VEHICLE NES		77		
		MISC VEH AND PARTS NES		16		
		HOUSEHOLD GOODS	44	1		
		GENERAL CARGO	1,721	738		
		TOTAL	12,722	5,410		
	DENMARK	TOBACCO		28		
		CRUDE VEG MATRLS NES	75			
		NON FERROUS METAL SCRAP		13		

SHIPPING REPORT, 1962

395

TABLE 23. Cargoes Unloaded and Loaded in International Shipping at Selected Canadian Ports by Country of Origin and Destination, and by Commodity

Columns 4 and 5 show the tonnage of cargo unloaded and loaded at ports listed in Column 1.
Column 2 should be read as the ORIGIN of the tonnage shown in Column 4 and as the DESTINATION of the tonnage shown in Column 5.

SELECTED PORTS -1-	ORIGIN OR DESTINATION -2-	COMMODITY -3-	CARGO TONS		
			UNLOADED -4-	LOADED -5-	
HAMILTON	DENMARK	CEMENT	13,413	146	
		GENERAL CARGO		187	
		TOTAL	13,488		
	FINLAND	GENERAL CARGO	22	1	
		TOTAL	22	1	
	FRANCE ATLANTIC	DAIRY PRODUCE NES			1
		SUGAR PREPARATIONS	9		
		FOOD PREPARATIONS NES	55		
		CHEMICALS NES	8		
		STEEL BAR AND ROD	1,533	1,201	
		STEEL PLATE AND SHEET		5,479	
		MACHINERY AND PARTS	3	56	
		TRUCKS AND CHASSIS		57	
		GENERAL CARGO	67	60	
		TOTAL	1,675	6,854	
	FRANCE MEDITERRANEAN	FRESH FRUITS NES	78		
		FRUIT PREPARATIONS NES	105		
		DIST ALCOHOLIC BEV	35		
		SEEDS FOR SOWING NES			5
		CRUDE VEG MATRLS NES	2		
		NON MET MIN CRUDE NES	26		
		CHEMICALS NES	343		
		RUBBER TIRES AND TUBES			1
		MISC EQUIPMENT NES	1		
		HOUSEHOLD GOODS	30		
	GENERAL CARGO	150			
		TOTAL	770		6
	GERMANY FEDERAL REPUBLIC	FRUIT PREPARATIONS NES			13
FOOD PREPARATIONS NES				145	
TOBACCO				494	
RAW HIDES AND SKINS				60	
LUMBER AND TIMBER				9	
IRON STEEL INGOT ETC				136	
CASTINGS AND FORGINGS		62			
STEEL BAR AND ROD		592	102		
STEEL PLATE AND SHEET		140	535		
STRUCTURAL SHAPES		64			
IRON AND STEEL PIPES		227			
IRON AND STEEL NES		917			
PLATE AND SHEET GLASS		5			
MACHINERY AND PARTS		27		1	
HOUSEHOLD GOODS		22			
GENERAL CARGO	1,923	600			
	TOTAL	3,979		2,095	
GREECE	FRUIT PREPARATIONS NES	4			
	IRON AND STEEL SCRAP			27	
	STEEL PLATE AND SHEET			2,273	
	IRON AND STEEL PIPES			27	
	RUBBER TIRES AND TUBES			8	
	HOUSEHOLD GOODS	1			
GENERAL CARGO			379		
	TOTAL	5		2,714	
ICELAND	MARINE ANIMAL OILS	660			
	TOTAL	660			
EIRE	STEEL PLATE AND SHEET			40	
	GENERAL CARGO			4	
	TOTAL			44	
ITALY	FRESH FRUITS NES	397		38	
	DRIED PRESERVED FRUITS	528			
	VEGETABLES FRESH NES	63			
	VEGETABLE PREPARATIONS	552			

SHIPPING REPORT, 1962

TABLE 23. Cargoes Unloaded and Loaded in International Shipping at Selected Canadian Ports
by Country of Origin and Destination, and by Commodity

Columns 4 and 5 show the tonnage of cargo unloaded and loaded at ports listed in Column 1.
Column 2 should be read as the ORIGIN of the tonnage shown in Column 4 and as the
DESTINATION of the tonnage shown in Column 5.

SELECTED PORTS -1-	ORIGIN OR DESTINATION -2-	COMMODITY -3-	CARGO TONS		
			UNLOADED -4-	LOADED -5-	
HAMILTON	ITALY	SPICES	65		
		DIST ALCOHOLIC BEV	2		
		WOOL AND ANIMAL HAIR		1	
		STONE CRUDE NES	419		
		WASTE AND SCRAP NES		45	
		CHEMICAL PRODUCTS NES	8	24	
		LUB OILS AND GREASES		62	
		IRON STEEL INGOT ETC		299	
		STEEL BAR AND ROD		30,491	
		STEEL PLATE AND SHEET		30,574	
		STRUCTURAL SHAPES		59	
		IRON AND STEEL PIPES		2,787	
		ALUMINUM NES	16		
		METAL FAB PROD NES	47		
		PLATE AND SHEET GLASS	1		
		CEMENT BASIC PROD NES	5		
		NON MET MIN PROD NES	74		
		MISC FAB MATRLS NES	15		
		MACHINERY AND PARTS	246		
		MOTOR VEH PARTS NES		156	
		MISC EQUIPMENT NES	6		
		HOUSEHOLD GOODS	22	6	
		CONTAINERS EMPTY	36		
		MISC PRODUCTS NES	4		
		GENERAL CARGO	594	210	
			TOTAL	3,100	54,752
			NETHERLANDS	FROZEN FRUITS BERRIES	
		FRUIT PREPARATIONS NES		10	9
		VEGETABLE PREPARATIONS		35	
		SUGAR PREPARATIONS		35	
		COCOA AND CHOCOLATE		11	
		FOOD PREPARATIONS NES			77
		RAW HIDES AND SKINS			186
		IRON ORE AND CONC			15
		IRON AND STEEL SCRAP			156
		NON FERROUS METAL SCRAP			92
		WASTE AND SCRAP NES			81
		PAPER PAPERBOARD NES		81	
		TEXTILE FAB MATRLS NES		2	
		CHEMICALS NES			17
		CHEMICAL PRODUCTS NES			25
		STEEL BAR AND ROD		671	
		STEEL PLATE AND SHEET		1,661	1,470
		IRON AND STEEL NES		84	
		NON FERROUS METALS NES			124
		PLATE AND SHEET GLASS		20	
		NON MET MIN PROD NES	2		
	MACHINERY AND PARTS		103		
	AUTOMOBILES AND CHASSIS		2		
	TRUCKS AND CHASSIS		89		
	HOUSEHOLD GOODS	1	6		
	CONTAINERS NES	17			
	GENERAL CARGO	2,535	1,493		
	TOTAL	5,165	3,995		
	NORWAY	CRUDE VEG MATRLS NES	16		
		GENERAL CARGO		6	
		TOTAL	16	6	
	PORTUGAL	VEGETABLE PREPARATIONS	660		
		TEXTILE FIBRES NES	583		
		STEEL PLATE AND SHEET		22	
		HOUSEHOLD GOODS	4		
		GENERAL CARGO		1	
		TOTAL	1,247	23	
	SPAIN	DRIED PRESERVED FRUITS	1,373		
		FRUIT PULP	3		

SHIPPING REPORT, 1962

TABLE 23. Cargoes Unloaded and Loaded in International Shipping at Selected Canadian Ports by Country of Origin and Destination, and by Commodity

Columns 4 and 5 show the tonnage of cargo unloaded and loaded at ports listed in Column 1. Column 2 should be read as the ORIGIN of the tonnage shown in Column 4 and as the DESTINATION of the tonnage shown in Column 5.

SELECTED PORTS -1-	ORIGIN OR DESTINATION -2-	COMMODITY -3-	CARGO TONS	
			UNLOADED -4-	LOADED -5-
HAMILTON	SPAIN	VEGETABLE PREPARATIONS	381	
		SPICES	6	
		RAW HIDES AND SKINS		109
		PAPER NES		20
		CHEMICALS NES	6	
		STEEL PLATE AND SHEET		143
		MISC EQUIPMENT NES		1
		GENERAL CARGO	90	11
		TOTAL	1,059	284
		SWEDEN	FRUIT PREPARATIONS NES	217
	SUGAR PREPARATIONS			1
	TEXTILE FAB MATRLS NES		72	
	FERRO ALLOYS		29	
	GENERAL CARGO		30	5
	TOTAL	348	6	
	POLAND	FRESH FRUITS NES	470	
		FROZEN FRUITS BERRIES	856	
		DRIED PRESERVED FRUITS	146	
		FRUIT PREPARATIONS NES	574	
		METAL FAB PROD NES	10	
		PLATE AND SHEET GLASS	22	
		GENERAL CARGO	6	16
		TOTAL	2,084	16
	CYPRUS	GENERAL CARGO		4
		TOTAL		4
	KUWAIT	WHEAT FLOUR		252
		CHEMICAL PRODUCTS NES		25
		GENERAL CARGO		65
TOTAL			342	
IRAN	CHEMICAL PRODUCTS NES		56	
	STEEL PLATE AND SHEET		4,927	
	GENERAL CARGO		171	
TOTAL		5,154		
IRAQ	GRAIN FEEDS NES		22	
	CHEMICAL PRODUCTS NES		20	
	STEEL PLATE AND SHEET		112	
	GENERAL CARGO		125	
	TOTAL		279	
ISRAEL	GRAIN FEEDS NES		2	
	RAW HIDES AND SKINS		70	
	TEXTILE FAB MATRLS NES	6		
	HOUSEHOLD GOODS		1	
	GENERAL CARGO		172	
TOTAL	6	245		
LEBANON	WHEAT FLOUR		120	
	TEXTILE FIBRES NES	1,006		
	STEEL PLATE AND SHEET		84	
	RUBBER TIRES AND TUBES		5	
	HOUSEHOLD GOODS		67	
	GENERAL CARGO	48	185	
	TOTAL	1,054	461	
SAUDI ARABIA	HOUSEHOLD GOODS		1	
	GENERAL CARGO		17	
	TOTAL		18	
TURKEY	TEXTILE FIBRES NES	584		
	STEEL PLATE AND SHEET		90	
	GENERAL CARGO		2	
	TOTAL	584	92	
SYRIA	TEXTILE FIBRES NES	655		
	TOTAL	655		

SHIPPING REPORT, 1962

TABLE 23. Cargoes Unloaded and Loaded in International Shipping at Selected Canadian Ports by Country of Origin and Destination, and by Commodity

Columns 4 and 5 show the tonnage of cargo unloaded and loaded at ports listed in Column 1.
Column 2 should be read as the ORIGIN of the tonnage shown in Column 4 and as the DESTINATION of the tonnage shown in Column 5.

SELECTED PORTS -1-	ORIGIN OR DESTINATION -2-	COMMODITY -3-	CARGO TONS		
			UNLOADED -4-	LOADED -5-	
HAMILTON	MOROCCO	SEEDS FOR SOWING NES	9		
		TRUCKS AND CHASSIS		16	
		GENERAL CARGO	6	7	
			TOTAL	15	23
	INDIA	STEEL BAR AND ROD			21
		STEEL PLATE AND SHEET			20
		GENERAL CARGO			37
			TOTAL		78
	MALAYA AND SINGAPORE	FRESH FRUITS NES		43	
		RUBBER AND GUMS NATURAL		2,411	
		MET ORES NES		56	
		LUMBER AND TIMBER		148	
		STEEL PLATE AND SHEET		84	
		GENERAL CARGO		829	
			TOTAL	3,571	
	THAILAND	LUMBER AND TIMBER		119	
			TOTAL	119	
	AUSTRALIA	FOOD PREPARATIONS NES			9
		OILS FATS WAXES NES			126
		CHEMICALS NES			162
		CHEMICAL PRODUCTS NES			17
		STEEL BAR AND ROD			104
		STEEL PLATE AND SHEET			11,891
		STRUCTURAL SHAPES			98
		IRON AND STEEL NES			58
		GENERAL CARGO			1,882
			TOTAL		14,304
ARGENTINA	OILS FATS WAXES NES		110		
	STEEL PLATE AND SHEET			5,575	
		TOTAL	110	5,575	
BRAZIL	PEANUTS		28		
	TEXTILE FIBRES NES		930		
	STEEL PLATE AND SHEET			3,321	
	GENERAL CARGO		227		
		TOTAL	1,185	3,321	
COLOMBIA	CHEMICALS NES			11	
	STEEL PLATE AND SHEET			1,449	
	GENERAL CARGO			16	
		TOTAL		1,476	
VENEZUELA	MILK POWDER			1,738	
	WASTE AND SCRAP NES			1	
	LEATHER			45	
	TEXTILE FAB MATRLS NES			6	
	CHEMICALS NES			18	
	FUEL OIL		21,477		
	STEEL PLATE AND SHEET			4,759	
	STRUCTURAL SHAPES			8	
	MACHINERY AND PARTS			441	
	AUTOMOBILES AND CHASSIS			1	
	MISC EQUIPMENT NES			16	
	HOUSEHOLD GOODS			2	
	GENERAL CARGO			9	
		TOTAL	21,477	7,044	
BARBADOS	FOOD PREPARATIONS NES			37	
	MISC PRODUCTS NES			1	
		TOTAL		38	
JAMAICA	VEGETABLES FRESH NES			30	
	FOOD PREPARATIONS NES			207	
	STEEL PLATE AND SHEET			13	

SHIPPING REPORT, 1962

399

TABLE 23. Cargoes Unloaded and Loaded in International Shipping at Selected Canadian Ports by Country of Origin and Destination, and by Commodity

Columns 4 and 5 show the tonnage of cargo unloaded and loaded at ports listed in Column 1.
Column 2 should be read as the ORIGIN of the tonnage shown in Column 4 and as the DESTINATION of the tonnage shown in Column 5.

SELECTED PORTS -1-	ORIGIN OR DESTINATION -2-	COMMODITY -3-	CARGO TONS			
			UNLOADED -4-	LOADED -5-		
HAMILTON	JAMAICA	STRUCTURAL SHAPES		35		
		METAL FAB PROD NES		2		
		AUTOMOBILES AND CHASSIS		10		
		TRUCKS AND CHASSIS		2		
		MOTOR VEHICLE NES		2		
		RUBBER TIRES AND TUBES		4		
		GENERAL CARGO		150		
			TOTAL		455	
	TRINIDAD AND TOBAGO	SUGAR		1,097		
		FOOD PREPARATIONS NES			112	
		STEEL PLATE AND SHEET			44	
		AUTOMOBILES AND CHASSIS			8	
		GENERAL CARGO			85	
			TOTAL	1,097	249	
	MEXICO	FLUORSPAR		29,251		
			TOTAL	29,251		
	NETHERLANDS ANTILLES	FUEL OIL		38,270		
			TOTAL	38,270		
	ST PIERRE AND MIQUELON	METAL FAB PROD NES			4	
			TOTAL		4	
U S GREAT LAKES PORTS	HULLS SCREENINGS ETC WINES SOYABEANS IRON ORE AND CONC IRON AND STEEL SCRAP COAL ANTHRACITE COAL BITUMINOUS SAND AND GRAVEL MARINE ANIMAL OILS CHEMICALS NES FUEL OIL TAR PITCH AND CREOSOTE IRON AND STEEL NES GENERAL CARGO		597			
				22		
			63,906			
			3,755,304			
			46,318			
			12,014			
			2,846,176			
			11,000			
			1,500			
			3,470			
			12,030			
				27,166		
				18		
			146			
			TOTAL	6,752,461	27,206	
		U S ATLANTIC AND GULF PORTS	IRON AND STEEL SCRAP PHOSPHATE ROCK MARINE ANIMAL OILS FERTILIZERS ETC TAR PITCH AND CREOSOTE		2,000	
					32,613	
	1,550					
	3,500					
				7,580		
		TOTAL	39,663	7,580		
		PORT TOTAL	6,958,713	234,779		
TORONTO	UNITED KINGDOM	DAIRY PRODUCE NES		63		
		VEGETABLES FRESH NES		2,260		
		VEGETABLE PREPARATIONS		76		
		COCOA AND CHOCOLATE	1,131			
		FOOD PREPARATIONS NES	36	353		
		SOYABEAN OIL CAKE ETC		107,981		
		OIL SEED CAKE NES		1,603		
		FEEDS VEG ORIGIN NES		498		
		FEEDS ANIMAL ORIGIN		57		
		COMPLETE FEEDS		11		
		ALE BEER ETC	115			
		WINES	37	9		
		DIST ALCOHOLIC BEV	3,374			
		SEEDS FOR SDWING NES	195	6		
		SOYABEANS		2,800		
		RUBBER AND GUMS NATURAL	35			
		WOOL AND ANIMAL HAIR		5		
		LUMBER AND TIMBER		282		
		PAPERBOARD		161		
		BLDG PAPER AND MATRLS		72		

SHIPPING REPORT, 1962

TABLE 23. Cargoes Unloaded and Loaded in International Shipping at Selected Canadian Ports by Country of Origin and Destination, and by Commodity

Columns 4 and 5 show the tonnage of cargo unloaded and loaded at ports listed in Column 1.
Column 2 should be read as the ORIGIN of the tonnage shown in Column 4 and as the DESTINATION of the tonnage shown in Column 5.

SELECTED PORTS -1-	ORIGIN OR DESTINATION -2-	COMMODITY -3-	CARGO TONS		
			UNLOADED -4-	LOADED -5-	
TORONTO	UNITED KINGDOM	ANIMAL OILS AND FATS		1,768	
		SOYABEAN OIL	489	19,381	
		VEG OILS AND FATS NES	4,815	560	
		OILS FATS WAXES NES		105	
		CHEMICALS NES	862	65	
		CHEMICAL PRODUCTS NES	65	23	
		STEEL BAR AND ROD	740		
		STEEL PLATE AND SHEET	3,825	117	
		STRUCTURAL SHAPES	2,990	657	
		RAILS AND TRACK MATRL	94		
		IRON AND STEEL PIPES	853		
		IRON AND STEEL NES	267		
		COPPER AND ALLOYS NES		7	
		METAL FAB PRDD NES	46		
		MACHINERY AND PARTS	2,148	333	
		AUTOMOBILES AND CHASSIS	1,633	2	
		TRUCKS AND CHASSIS	13		
		MOTOR VEH PARTS NES	4		
		MOTOR VEHICLE NES	3		
		MISC EQUIPMENT NES		445	
	HOUSEHOLD GOODS		30		
	CONTAINERS EMPTY		14		
	GENERAL CARGO		61,496	39,339	
		TOTAL	85,266	179,083	
		MALTA AND GOZO	GENERAL CARGO	420	
			TOTAL	420	
		BELGIUM AND LUXEMBOURG	SAUSAGE SKINS CASINGS		1
	TOBACCO		4		
	SEEDS FDR SOWING NES			3	
	WASTE AND SCRAP NES			57	
	CHEMICALS NES		2,252	5	
	FERTILIZERS ETC		1,240		
	STEEL BAR AND ROD		10,106		
	STEEL PLATE AND SHEET		23	17	
	STRUCTURAL SHAPES		4,390		
	IRDN AND STEEL NES		84		
	METAL FAB PROD NES		55		
	PLATE AND SHEET GLASS		68		
	CEMENT		348		
	AUTOMOBILES AND CHASSIS		1		
	RUBBER TIRES AND TUBES			1	
	GENERAL CARGO	26,080	1,382		
		TOTAL	44,651	1,469	
	DENMARK	FISH FRESH OR FROZEN	151		
		DAIRY PRODUCE NES	69		
		SEEDS FOR SOWING NES		11	
		TEXTILE FAB MATRLS NES	9		
		MACHINERY AND PARTS	161		
		GENERAL CARGO	1,823	174	
		TOTAL	2,213	185	
	FINLAND	STDNE CRUDE NES	41		
		CHEMICALS NES	8		
		GENERAL CARGO	1,044	60	
		TOTAL	1,093	60	
	FRANCE ATLANTIC	DIST ALCOHOLIC BEV	1,282		
		SEEDS FOR SOWING NES		67	
		LOGS ROUND TIMBER		60	
		WASTE AND SCRAP NES		22	
		CHEMICALS NES		11	
		CHEMICAL PRODUCTS NES		23	
		STRUCTURAL SHAPES		3	
		CEMENT	262		
		AUTOMOBILES AND CHASSIS	186	1	
		MISC VEH AND PARTS NES	72		

SHIPPING REPORT, 1962

TABLE 23. Cargoes Unloaded and Loaded in International Shipping at Selected Canadian Ports by Country of Origin and Destination, and by Commodity

Columns 4 and 5 show the tonnage of cargo unloaded and loaded at ports listed in Column 1. Column 2 should be read as the ORIGIN of the tonnage shown in Column 4 and as the DESTINATION of the tonnage shown in Column 5.

SELECTED PORTS -1-	ORIGIN OR DESTINATION -2-	COMMODITY -3-	CARGO TONS	
			UNLOADED -4-	LOADED -5-
TORONTO	FRANCE ATLANTIC	HOUSEHOLD GOODS		1
		GENERAL CARGO	3,143	931
		TOTAL	4,945	1,119
	FRANCE MEDITERRANEAN	CHEMICALS NES	690	
		GENERAL CARGO	1,792	42
		TOTAL	2,482	42
	GERMANY FEDERAL REPUBLIC	FRUIT PREPARATIONS NES		78
		RAW HIDES AND SKINS		328
		SEEDS FOR SOWING NES		38
		MET ORES NES		28
		CHEMICALS NES	30	
		STEEL BAR AND ROD	1,675	
		STRUCTURAL SHAPES	763	
		IRON AND STEEL NES	6	
		PLATE AND SHEET GLASS	20	
		MACHINERY AND PARTS	443	
		AUTOMOBILES AND CHASSIS	8,442	
		MISC VEH AND PARTS NES	57	
		RUBBER TIRES AND TUBES		21
		MISC EQUIPMENT NES	5	4
		HOUSEHOLD GOODS	33	
		CONTAINERS EMPTY		25
		MISC PRODUCTS NES		3
	GENERAL CARGO	33,813	6,229	
		TOTAL	45,287	6,754
	GREECE	DAIRY PRODUCE NES	2	
		TEXTILE FIBRES NES	50	
		WASTE AND SCRAP NES		20
		METAL FAB PROD NES		3
		HOUSEHOLD GOODS	5	
		GENERAL CARGO	522	254
		TOTAL	579	277
	ICELAND	MARINE ANIMAL OILS	9,503	
		TOTAL	9,503	
	EIRE	FOOD PREPARATIONS NES	57	
		DIST ALCOHOLIC BEV	8	
		GENERAL CARGO	859	2,135
		TOTAL	924	2,135
	ITALY	FISH CANNED		3
		MILK POWDER		357
		FRESH FRUITS NES	1,083	
		FRUIT PREPARATIONS NES	1	
		PEANUTS	32	
		NUTS NES	40	
		RAW HIDES AND SKINS		19
		LOGS ROUND TIMBER		10
		IRON AND STEEL SCRAP		11,292
		NON FERROUS METAL SCRAP		94
		CRUSHED STONE	636	
		STONE CRUDE NES	724	
		WASTE AND SCRAP NES		76
		TEXTILE FAB MATRLS NES		3
		ANIMAL DILS AND FATS		276
		OILS FATS WAXES NES	2	
		CHEMICALS NES	1	
		MISC EQUIPMENT NES	1	
		HOUSEHOLD GOODS	19	2
	CONTAINERS EMPTY		12	
	GENERAL CARGO	22,265	2,640	
		TOTAL	24,804	14,784
	NETHERLANDS	FISH FRESH OR FROZEN	31	
		SUGAR PREPARATIONS		1

SHIPPING REPORT, 1962

TABLE 23. Cargoes Unloaded and Loaded in International Shipping at Selected Canadian Ports by Country of Origin and Destination, and by Commodity

Columns 4 and 5 show the tonnage of cargo unloaded and loaded at ports listed in Column 1.
Column 2 should be read as the ORIGIN of the tonnage shown in Column 4 and as the DESTINATION of the tonnage shown in Column 5.

SELECTED PORTS -1-	ORIGIN OR DESTINATION -2-	COMMOOITY -3-	CARGO TONS	
			UNLOADED -4-	LOADED -5-
TORONTO	NETHERLANDS	COCOA AND CHOCOLATE		20
		SAUSAGE SKINS CASINGS		16
		RAW HIDES AND SKINS		1,911
		WASTE AND SCRAP NES		83
		ANIMAL OILS AND FATS		446
		VEG OILS AND FATS NES	110	
		CHEMICALS NES	63	
		IRON AND STEEL NES	2	
		NICKEL AND ALLOYS		8
		AUTOMOBILES AND CHASSIS	2	
		MISC EQUIPMENT NES		1
		HOUSEHOLD GOODS		1
		GENERAL CARGO	13,238	5,981
		TOTAL	13,447	8,467
NORWAY		SEEDS FOR SOWING NES		19
		MARINE ANIMAL OILS	1,971	
		GENERAL CARGO	1,271	129
TOTAL	3,242	148		
PORTUGAL		ORIEO PRESERVED FRUITS	10	
		WASTE AND SCRAP NES		1
		WOOD FAB MATRLS NES	111	
		TEXTILE FAB MATRLS NES	737	
		MISC PRODUCTS NES	3	
GENERAL CARGO	4,201	89		
TOTAL	5,062	90		
SPAIN		NON FERROUS METAL SCRAP		22
		GENERAL CARGO	3,451	1,094
TOTAL	3,451	1,116		
SWEDEEN		SEEDS FOR SOWING NES		26
		LUMBER AND TIMBER		40
		IRON AND STEEL PIPES	49	
		IRON AND STEEL NES	1	
		MACHINERY AND PARTS	94	
		AUTOMOBILES AND CHASSIS	49	
		GENERAL CARGO	6,088	539
TOTAL	6,281	605		
POLAND		GENERAL CARGO	1,703	5
		TOTAL	1,703	5
U S S R EUROPE		RAW HIDES AND SKINS		1,077
		MACHINERY AND PARTS		53
		GENERAL CARGO	509	89
TOTAL	509	1,219		
YUGOSLAVIA		PEANUTS	100	
		OIST ALCOHOLIC BEV	60	
		METAL FAB PROO NES	9	
		MACHINERY AND PARTS	47	
		MISC EQUIPMENT NES		1
		HOUSEHOLD GOODS	13	5
		GENERAL CARGO	613	269
		TOTAL	842	275
CYPRUS		GENERAL CARGO		1
		TOTAL		1
KUWAIT		GENERAL CARGO		10
		TOTAL		10
IRAN		GENERAL CARGO		119
		TOTAL		119
ISRAEL		GENERAL CARGO	953	180
		TOTAL	953	180

SHIPPING REPORT, 1962

403

TABLE 23. Cargoes Unloaded and Loaded in International Shipping at Selected Canadian Ports by Country of Origin and Destination, and by Commodity

Columns 4 and 5 show the tonnage of cargo unloaded and loaded at ports listed in Column 1. Column 2 should be read as the ORIGIN of the tonnage shown in Column 4 and as the DESTINATION of the tonnage shown in Column 5.

SELECTED PORTS -1-	ORIGIN OR DESTINATION -2-	COMMODITY -3-	CARGO TONS	
			UNLOADED -4-	LOADED -5-
TORONTO	JORDAN	GENERAL CARGO		4
		TOTAL		4
	LEBANON	WASTE AND SCRAP NES		4
		GENERAL CARGO		107
		TOTAL		111
	TURKEY	TEXTILE FIBRES NES	322	
		GENERAL CARGO	295	3
		TOTAL	617	3
	EGYPT	NUTS NES	61	
		MOTOR VEH PARTS NES		1
		GENERAL CARGO	1	5
		TOTAL	62	6
	SYRIA	WASTE AND SCRAP NES		21
		GENERAL CARGO		27
		TOTAL		48
	NIGERIA	VEG OILS AND FATS NES	550	
		GENERAL CARGO	500	
		TOTAL	1,050	
	ALGERIA	GENERAL CARGO	156	6
		TOTAL	156	6
	FRENCH WEST AFRICA	LUMBER AND TIMBER	2,190	
		TOTAL	2,190	
	MOROCCO	GENERAL CARGO	115	9
		TOTAL	115	9
	CEYLON	VEG OILS AND FATS NES	559	
		GENERAL CARGO	670	
		TOTAL	1,229	
	HONG KONG	STEEL PLATE AND SHEET		89
		GENERAL CARGO	1,300	1,661
		TOTAL	1,300	1,750
	INDIA	SUGAR	53,906	
		GENERAL CARGO	1,139	256
	TOTAL	55,045	256	
MALAYA AND SINGAPORE	COCOA AND CHOCOLATE	1,043		
	RUBBER AND GUMS NATURAL	200		
	LUMBER AND TIMBER	208		
	VEG OILS AND FATS NES	1,671		
	GENERAL CARGO	8,676	66	
	TOTAL	11,798	66	
PAKISTAN	RAILWAY ROLLING STOCK		72	
	GENERAL CARGO		11	
	TOTAL		83	
CHINA	MISC PRODUCTS NES		1	
	TOTAL		1	
INDONESIA	GENERAL CARGO		71	
	TOTAL		71	
JAPAN	IRON AND STEEL SCRAP		48,743	
	GENERAL CARGO	11,784	4,644	
	TOTAL	11,784	53,387	
KOREA	GENERAL CARGO	463	76	
	TOTAL	463	76	
PHILIPPINES	VEG OILS AND FATS NES	560		

SHIPPING REPORT, 1962

TABLE 23. Cargoes Unloaded and Loaded in International Shipping at Selected Canadian Ports by Country of Origin and Destination, and by Commodity

Columns 4 and 5 show the tonnage of cargo unloaded and loaded at ports listed in Column 1.
Column 2 should be read as the ORIGIN of the tonnage shown in Column 4 and as the DESTINATION of the tonnage shown in Column 5.

SELECTED PORTS -1-	ORIGIN OR DESTINATION -2-	COMMODITY -3-	CARGO TONS	
			UNLOADED -4-	LOADED -5-
TORONTO	PHILIPPINES	GENERAL CARGO	1,072	8
		TOTAL	1,632	8
	TAIWAN	GENERAL CARGO	100	14
		TOTAL	100	14
	THAILAND	STEEL PLATE AND SHEET		153
		GENERAL CARGO	594	261
		TOTAL	594	414
	AUSTRALIA	SUGAR	19,995	
		STEEL BAR AND ROD	9,762	
		GENERAL CARGO	2,280	3,254
		TOTAL	32,037	3,254
	UNITED STATES OCEANIA	GENERAL CARGO		17
		TOTAL		17
	BRITISH GUIANA	SUGAR	10,002	
		MOLASSES CRUDE	5,347	
		TOTAL	15,349	
	ARGENTINA	DAIRY PRODUCE NES	20	
		WINES	1	
		RAW HIDES AND SKINS	305	
		WASTE AND SCRAP NES	4	
		VEG OILS AND FATS NES	1,250	
		OILS FATS WAXES NES	478	
		CHEMICALS NES	573	
		AUTOMOBILES AND CHASSIS	3	
		HOUSEHOLD GOODS	3	
		GENERAL CARGO	237	
		TOTAL	2,874	
	BRAZIL	PEANUTS	3,109	
		SUGAR	6,750	
		COCOA AND CHOCOLATE	351	
		COFFEE	1,195	
		TOBACCO	1	
		TEXTILE FIBRES NES	18	
		VEG OILS AND FATS NES	385	
		OILS FATS WAXES NES	209	
		MACHINERY AND PARTS		150
		AUTOMOBILES AND CHASSIS		2
		MISC EQUIPMENT NES	1	
		HOUSEHOLD GOODS	6	8
		GENERAL CARGO	780	
TOTAL	12,805	160		
	COLOMBIA	GENERAL CARGO		543
		TOTAL		543
	URUGUAY	MEAT AND MEAT PREP NES	24	
		RAW HIDES AND SKINS	2	
		GENERAL CARGO	6	
		TOTAL	32	
	VENEZUELA	FUEL OIL	30,218	
		GENERAL CARGO	2	4,413
		TOTAL	30,220	4,413
	BERMUDA	GENERAL CARGO	1	
		TOTAL	1	
	BARBADOS	GENERAL CARGO		353
		TOTAL		353
	JAMAICA	SUGAR	15,216	
		GENERAL CARGO	2	1,763
		TOTAL	15,218	1,763

SHIPPING REPORT, 1962

TABLE 23. Cargoes Unloaded and Loaded in International Shipping at Selected Canadian Ports by Country of Origin and Destination, and by Commodity

Columns 4 and 5 show the tonnage of cargo unloaded and loaded at ports listed in Column 1. Column 2 should be read as the ORIGIN of the tonnage shown in Column 4 and as the DESTINATION of the tonnage shown in Column 5.

SELECTED PORTS -1-	ORIGIN OR DESTINATION -2-	COMMODITY -3-	CARGO TONS		
			UNLOADED -4-	LOADED -5-	
TORONTO	TRINIDAD AND TOBAGO	SUGAR	18,545		
		MOLASSES CRUDE	16,501		
		FUEL OIL	26,150		
		GENERAL CARGO		1,093	
			TOTAL	61,196	1,093
	DOMINICAN REPUBLIC	SUGAR	4,212		
		TOTAL	4,212		
	FRENCH WEST INDIES	SUGAR	3,456		
		TOTAL	3,456		
	NETHERLANDS ANTILLES	FUEL OIL	53,205		
		GENERAL CARGO			55
			TOTAL	53,205	55
	U S HAWAII	GENERAL CARGO	3,882		
		TOTAL	3,882		
	U S PACIFIC PORTS	GENERAL CARGO	5,054		27
TOTAL		5,054		27	
U S GREAT LAKES PORTS	CORN	33,485			
	SOYABEANS	336,165			
	IRON AND STEEL SCRAP	17,382		8,176	
	COAL BITUMINOUS	1,692,465			
	SAND AND GRAVEL	5,225			
	SALT	38,929			
	CHEMICALS NES	22,760			
	LUB OILS AND GREASES	2,242			
	MACHINERY AND PARTS	19			
	MISC VEH AND PARTS NES			1	
	CONTAINERS EMPTY			4	
	GENERAL CARGO	554		108	
		TOTAL	2,149,226		8,289
U S ATLANTIC AND GULF PORTS	COFFEE			2	
	IRON AND STEEL SCRAP	5,383			
	MARINE ANIMAL OILS	1,225			
	SOYABEAN OIL			2,720	
	LUB OILS AND GREASES	39,760			
	TAR PITCH AND CREOSOTE			1,172	
		TOTAL	46,368	3,894	
		PORT TOTAL	2,780,927	298,267	
VANCOUVER	UNITED KINGDOM	MEAT FRESH		72	
		MEAT CURED		36	
		MEAT AND MEAT PREP NES		265	
		FISH FRESH OR FROZEN	121	2,824	
		FISH SMOKED SALTED		5	
		FISH CANNED	2	3,654	
		MARINE ANIMALS NES		4	
		DAIRY PRODUCE NES	2	25	
		BARLEY		53,736	
		OATS		4,413	
		RYE		1,277	
		WHEAT		202,154	
		WHEAT FLOUR		350	
		GRAIN CEREAL PREP NES	153		
		APPLES		653	
		FRESH FRUITS NES		27	
		FROZEN FRUITS BERRIES		21	
		DRIED PRESERVED FRUITS	15		
		FRUIT PREPARATIONS NES	278	1	
		VEGETABLES FRESH NES	6	37	
		VEGETABLES FROZEN	2	86	
BEANS AND PEAS DRIED	1	35			
VEGETABLE PREPARATIONS		6			
MOLASSES AND SYRUPS NES	6				

SHIPPING REPORT, 1962

TABLE 23. Cargoes Unloaded and Loaded in International Shipping at Selected Canadian Ports by Country of Origin and Destination, and by Commodity

Columns 4 and 5 show the tonnage of cargo unloaded and loaded at ports listed in Column 1.
Column 2 should be read as the ORIGIN of the tonnage shown in Column 4 and as the DESTINATION of the tonnage shown in Column 5.

SELECTED PORTS -1-	ORIGIN OR DESTINATION -2-	COMMODITY -3-	CARGO TONS	
			UNLOADED -4-	LOADED -5-
VANCOUVER	UNITED KINGDOM	SUGAR PREPARATIONS	1,539	
		COFFEE	8	
		TEA	218	
		SPICES	6	
		FOOD PREPARATIONS NES	1,237	7
		FEEDS ANIMAL ORIGIN	455	1,912
		ALE BEER ETC	203	
		WINES	135	
		DIST ALCOHOLIC BEV	2,992	
		BEVERAGES NES	23	
		RAW HIDES AND SKINS		36
		SEEDS FOR SOWING NES		738
		FLAXSEED		31,109
		MUSTARD SEED		560
		RAPESEED		1,775
		CRUDE VEG MATRLS NES		141
		WOOL AND ANIMAL HAIR	8	1
		TEXTILE FIBRES NES	3	
		ZINC ORE AND CONC		400
		ASBESTOS UNMANUFACTURED	127	4,567
		FLUORSPAR	6	
		SULPHUR		11,199
		NON MET MIN CRUDE NES	6	
		WASTE AND SCRAP NES	11	6
		RUBBER FAB MATERIALS	9	
		LUMBER AND TIMBER		155,901
		FLOORING	38	
		RAILWAY TIES		624
		VENEER AND PLYWOOD		559
		WOOD FAB MATRLS NES	1	
		WOODPULP		6,504
		NEWSPRINT PAPER		123
		PAPER NES	2	267
		PAPERBOARD		212
		BLDG PAPER AND MATRLS	57	
		PAPER PAPERBOARD NES	3	
		TEXTILE FAB MATRLS NES	585	
		ANIMAL OILS AND FATS	17	977
		MARINE ANIMAL OILS	16	325
		VEG OILS AND FATS NES	6	
		OILS FATS WAXES NES	1	
		CHEMICALS NES	2,335	795
		CHEMICAL PRODUCTS NES	98	112
		LUB OILS AND GREASES	7	
		TAR PITCH AND CREOSOTE	1,048	
		PET AND COAL PROD NES	35	
		IRON STEEL INGOT ETC	96	
		CASTINGS AND FORGINGS	5	
		STEEL BAR AND ROD	479	
		STEEL PLATE AND SHEET	2,984	
		STRUCTURAL SHAPES	6,613	
		RAILS AND TRACK MATRL	14	
		IRON AND STEEL PIPES	11,761	
		IRON AND STEEL NES	4,605	
		ALUMINUM BAR INGOT	5	
		ALUMINUM NES	39	
		COPPER UNALLOYED	1	
		COPPER AND ALLOYS NES	3	
		LEAD BAR INGOT PIG	3	
		ZINC BAR INGOT PIG	19	628
		ZINC AND ALLOYS NES	9	
		METAL FAB PROD NES	955	98
		PLATE AND SHEET GLASS	1,519	
		CEMENT	1,031	
		LIME	3	
		NON MET MIN PROD NES	140	
		MISC FAB MATRLS NES	842	
		MACHINERY AND PARTS	2,796	24
		AUTOMOBILES AND CHASSIS	13,953	4

SHIPPING REPORT, 1962

407

TABLE 23. Cargoes Unloaded and Loaded in International Shipping at Selected Canadian Ports by Country of Origin and Destination, and by Commodity

Columns 4 and 5 show the tonnage of cargo unloaded and loaded at ports listed in Column 1.
Column 2 should be read as the ORIGIN of the tonnage shown in Column 4 and as the DESTINATION of the tonnage shown in Column 5.

SELECTED PORTS -1-	ORIGIN OR DESTINATION -2-	COMMODITY -3-	CARGO TONS	
			UNLOADED -4-	LOADED -5-
VANCOUVER	UNITED KINGDOM	TRUCKS AND CHASSIS	131	
		MOTOR VEH PARTS NES	141	
		MOTOR VEHICLE NES	107	
		MISC VEH AND PARTS NES	102	
		RUBBER TIRES AND TUBES	2	
		COMMUNICATION EQUIPMENT	27	
		MISC EQUIPMENT NES	203	
		HOUSEHOLD GOODS	679	1
		FIREARMS AND AMMUNITION	43	
		CONTAINERS EMPTY	10	1
		CONTAINERS NES	8	2
		MISC PRODUCTS NES	49	
		GENERAL CARGO	31,636	1,527
	TOTAL	92,834	490,816	
	MALTA AND GOZO	FISH CANNED		3
		WHEAT		6,720
		RAPESEED		1,000
		LUMBER AND TIMBER		71
		TOTAL		7,794
	AUSTRIA	FISH CANNED		13
		TOTAL		13
	BELGIUM AND LUXEMBOURG	FISH FRESH OR FROZEN		508
		FISH SMOKED SALTED		5
		FISH CANNED	3	908
		DAIRY PRODUCE NES	42	
		OATS		2,240
		RYE		1,060
		WHEAT		48,587
		VEGETABLE PREPARATIONS	46	
		MOLASSES AND SYRUPS NES	2	
		FOOD PREPARATIONS NES	84	
		WINES	35	
		DIST ALCOHOLIC BEV	17	
		SEEDS FOR SOWING NES		195
		FLAXSEED		1,136
		MUSTARD SEED		1,651
		RAPESEED		350
		CRUDE VEG MATRLS NES	48	
		WOOL AND ANIMAL HAIR	10	
		TEXTILE FIBRES NES	4	
		LEAD ORE AND CONC		5,812
		ASBESTOS UNMANUFACTURED	14	1,258
		NON MET MIN CRUDE NES		2
		LUMBER AND TIMBER		1,259
		VENEER AND PLYWOOD		36
		WOODPULP		1,607
		PAPERBOARD	3	
		TEXTILE FAB MATRLS NES	42	
		CHEMICALS NES	908	
		CHEMICAL PRODUCTS NES	124	
		IRON STEEL INGOT ETC	513	
		CASTINGS AND FORGINGS	3	
		STEEL BAR AND ROD	5,449	
STEEL PLATE AND SHEET	1,219			
STRUCTURAL SHAPES	6,407			
RAILS AND TRACK MATRL	465			
IRON AND STEEL PIPES	544			
IRON AND STEEL NES	4,454	30		
COPPER AND ALLOYS NES	58			
LEAD AND ALLOYS NES	58			
TIN AND ALLOYS	52			
ZINC BAR INGOT PIG		336		
ZINC AND ALLOYS NES	376			
NON FERROUS METALS NES	28			
METAL FAB PROD NES	784			
PLATE AND SHEET GLASS	6,338	2		

SHIPPING REPORT, 1962

TABLE 23. Cargoes Unloaded and Loaded in International Shipping at Selected Canadian Ports by Country of Origin and Destination, and by Commodity

Columns 4 and 5 show the tonnage of cargo unloaded and loaded at ports listed in Column 1. Column 2 should be read as the ORIGIN of the tonnage shown in Column 4 and as the DESTINATION of the tonnage shown in Column 5.

SELECTED PORTS -1-	ORIGIN OR DESTINATION -2-	COMMODITY -3-	CARGO TONS		
			UNLOADED -4-	LOADED -5-	
VANCOUVER	BELGIUM AND LUXEMBOURG	GLASS BASIC PROD NES	530		
		CEMENT BASIC PROD NES	113		
		NON MET MIN PROD NES	314		
		MISC FAB MATRLS NES	23		
		MACHINERY AND PARTS	23		
		AUTOMOBILES AND CHASSIS	9		
		MOTOR VEH PARTS NES	13		
		RUBBER TIRES AND TUBES	7		
		MISC EQUIPMENT NES	5		
		HOUSEHOLD GOODS	94	2	
		CONTAINERS EMPTY	42		
		MISC PRODUCTS NES	37		
		GENERAL CARGO			
				1,277	38
				TOTAL	30,617
		DENMARK	MEAT AND MEAT PREP NES	24	
			FISH FRESH OR FROZEN		23
			FISH CANNED		22
			DAIRY PRODUCE NES	28	
			WHEAT FLOUR		70
			FRUIT PREPARATIONS NES	3	
			FOOD PREPARATIONS NES	341	
			ALE BEER ETC	62	
			WINES	4	
			DIST ALCOHOLIC BEV	82	
			SEEDS FOR SOWING NES		48
			CRUDE VEG MATRLS NES	22	
			LUMBER AND TIMBER		321
			TEXTILE FAB MATRLS NES	571	
			CHEMICALS NES	11	
		CHEMICAL PRODUCTS NES		9	
		IRON AND STEEL NES	13		
		METAL FAB PROD NES	2		
		NON MET MIN PROD NES	390		
		MACHINERY AND PARTS	4		
		MISC EQUIPMENT NES	76		
		HOUSEHOLD GOODS	28	12	
		GENERAL CARGO	127	11	
			TOTAL	1,788	516
		FINLAND	DAIRY PRODUCE NES	1	
			FOOD PREPARATIONS NES	83	
			SEEDS FOR SOWING NES		3
			ASBESTOS UNMANUFACTURED		273
			BLDG PAPER AND MATRLS	29	
			PAPER PAPERBOARD NES	62	
	IRON AND STEEL NES		1		
	MACHINERY AND PARTS		2		
	MISC EQUIPMENT NES		1		
	CONTAINERS EMPTY		21		
	GENERAL CARGO	25	3		
		TOTAL	225	279	
	FRANCE ATLANTIC	MEAT FRESH	2		
		FISH FRESH OR FROZEN		669	
		FISH CANNED		377	
		MARINE ANIMALS NES		1	
		DAIRY PRODUCE NES	3		
		DRIED PRESERVED FRUITS	55		
		FRUIT PREPARATIONS NES	21		
		MOLASSES AND SYRUPS NES	10		
		COFFEE	15		
		SPICES	1		
		FOOD PREPARATIONS NES	3		
		WINES	359		
		DIST ALCOHOLIC BEV	390		
		SEEDS FOR SOWING NES		328	
		FLAXSEED		2,459	
	RAPESEED		3,640		

SHIPPING REPORT, 1962

TABLE 23. Cargoes Unloaded and Loaded in International Shipping at Selected Canadian Ports by Country of Origin and Destination, and by Commodity

Columns 4 and 5 show the tonnage of cargo unloaded and loaded at ports listed in Column 1.
Column 2 should be read as the ORIGIN of the tonnage shown in Column 4 and as the DESTINATION of the tonnage shown in Column 5.

SELECTED PORTS -1-	ORIGIN OR DESTINATION -2-	COMMODITY -3-	CARGO TONS		
			UNLOADED -4-	LOADED -5-	
VANCOUVER	FRANCE ATLANTIC	TEXTILE FIBRES NES	25		
		ASBESTOS UNMANUFACTURED		199	
		LUMBER AND TIMBER		9,492	
		VENEER AND PLYWOOD		47	
		WOODPULP		5,592	
		CHEMICALS NES	29	7	
		IRON AND STEEL PIPES	239		
		NON FERROUS METALS NES		13	
		METAL FAB PROD NES	4		
		MISC FAB MATRLS NES	2		
		MACHINERY AND PARTS	3	1	
		AUTOMOBILES AND CHASSIS	409	245	
		TRUCKS AND CHASSIS	1		
		MOTOR VEH PARTS NES	12		
		RUBBER TIRES AND TUBES	5		
		HOUSEHOLD GOODS	16	1	
		MISC PRODUCTS NES	2		
		GENERAL CARGO	132	8	
			TOTAL	1,738	23,079
		FRANCE MEDITERRANEAN	FISH FRESH OR FROZEN		53
			FISH CANNEO		130
			FRESH FRUITS NES	116	
			VEGETABLE PREPARATIONS	5	
			SUGAR PREPARATIONS	3	
			WINES	74	
			DIST ALCOHOLIC BEV	31	
			FLAXSEED		526
			RUBBER FAB MATERIALS	8	
			LUMBER AND TIMBER		40
			VENEER AND PLYWOOD	70	
			WOODPULP		496
			MARINE ANIMAL OILS		14
			VEG OILS AND FATS NES	3	
		CHEMICAL PRODUCTS NES	3		
		METAL FAB PROD NES	7		
		CEMENT	436		
		RUBBER TIRES AND TUBES	39		
		MISC EQUIPMENT NES	7		
		HOUSEHOLD GOODS	10	1	
		MISC PRODUCTS NES	14		
		GENERAL CARGO	186		
		TOTAL	1,012	1,260	
		GERMANY FEDERAL REPUBLIC	FISH FRESH OR FROZEN	57	40
	FISH SMOKED SALTED		21	7	
	FISH CANNED		36	58	
	DAIRY PRODUCE NES		34		
	RYE			9,540	
	WHEAT			113,886	
	GRAIN CEREAL PREP NES		5		
	VEGETABLES FRESH NES		15		
	SUGAR PREPARATIONS		41		
	COCOA AND CHOCOLATE		2		
	TEA		1		
	SPICES		12		
	FOOD PREPARATIONS NES		188		
	WINES		42		
	RAW HIDES AND SKINS			175	
	SEEDS FOR SOWING NES		7	578	
	MUSTARD SEED			332	
	RAPESEED			6,384	
	CRUDE VEG MATRLS NES		3		
	TEXTILE FIBRES NES		5		
	MANGANESE ORE AND CONC	5			
	ZINC ORE AND CONC		112		
	NON FERROUS METAL SCRAP		200		
	ASBESTOS UNMANUFACTURED		5,972		
	RUBBER FAB MATERIALS		84		

SHIPPING REPORT, 1962

TABLE 23. Cargoes Unloaded and Loaded in International Shipping at Selected Canadian Ports by Country of Origin and Destination, and by Commodity

Columns 4 and 5 show the tonnage of cargo unloaded and loaded at ports listed in Column 1.
Column 2 should be read as the ORIGIN of the tonnage shown in Column 4 and as the DESTINATION of the tonnage shown in Column 5.

SELECTED PORTS -1-	ORIGIN OR DESTINATION -2-	COMMODITY -3-	CARGO TONS		
			UNLOADED -4-	LOADED -5-	
VANCOUVER	GERMANY FEDERAL REPUBLIC	LUMBER AND TIMBER		910	
		SAWMILL PRODUCTS NES	5		
		VENEER AND PLYWOOD	55	112	
		WOODPULP		11,779	
		PAPER NES	1	2	
		PAPERBOARD	2		
		PAPER PAPERBOARD NES	26		
		TEXTILE FAB MATRLS NES	35		
		OILS FATS WAXES NES	2		
		CHEMICALS NES	528		
		CHEMICAL PRODUCTS NES	86	28	
		STEEL BAR AND ROD	69		
		STEEL PLATE AND SHEET	358		
		STRUCTURAL SHAPES	526		
		IRON AND STEEL PIPES	2,382		
		IRON AND STEEL NES	311		
		ALUMINUM NES	4		
		ZINC BAR INGOT PIG		112	
		NON FERROUS METALS NES	2	3	
		METAL FAB PROD NES	158		
		PLATE AND SHEET GLASS	742		
		GLASS BASIC PROD NES	23		
		CEMENT	111		
		NON MET MIN PROD NES	77		
		MISC FAB MATRLS NES	112		
		MACHINERY AND PARTS	844	135	
		AUTOMOBILES AND CHASSIS	5,220		
		MOTOR VEH PARTS NES	230	1	
		MOTOR VEHICLE NES	3		
		MISC VEH AND PARTS NES	79		
		RUBBER TIRES AND TUBES	41		
		COMMUNICATION EQUIPMENT	4		
		MISC EQUIPMENT NES	80		
	HOUSEHOLD GOODS	202	6		
	CONTAINERS EMPTY	23			
	MISC PRODUCTS NES	185	5		
	GENERAL CARGO	2,573	28		
		TOTAL	15,573	150,489	
		GREECE	FISH FRESH OR FROZEN		3
			FISH CANNED		9
			MARINE ANIMALS NES		1
			ORIED PRESERVED FRUITS	2	
			FRUIT PREPARATIONS NES	5	
			VEGETABLES FRESH NES	2	
			FOOD PREPARATIONS NES		31
			WINES	10	
			DIST ALCOHOLIC BEV	11	
			FLAXSEED		1,326
			LUMBER AND TIMBER		77
			NEWSPRINT PAPER		5
			PAPER NES		61
			VEG OILS AND FATS NES	21	
			IRON AND STEEL PIPES		10
			LEAD BAR INGOT PIG		50
			MACHINERY AND PARTS		17
			MISC EQUIPMENT NES		10
			HOUSEHOLD GOODS	1	7
	MISC PRODUCTS NES		1		
	GENERAL CARGO	4	31		
	TOTAL	56	1,639		
	EIRE	FISH FRESH OR FROZEN		17	
		FISH CANNED		153	
		DAIRY PRODUCE NES		4	
		WHEAT		1,680	
		APPLES		111	
		RAW HIDES AND SKINS		3	
		SEEDS FOR SOWING NES		6	

SHIPPING REPORT, 1962

411

TABLE 23. Cargoes Unloaded and Loaded in International Shipping at Selected Canadian Ports by Country of Origin and Destination, and by Commodity

Columns 4 and 5 show the tonnage of cargo unloaded and loaded at ports listed in Column 1.
Column 2 should be read as the ORIGIN of the tonnage shown in Column 4 and as the DESTINATION of the tonnage shown in Column 5.

SELECTED PORTS -1-	ORIGIN OR DESTINATION -2-	COMMODITY -3-	CARGO TONS	
			UNLOADED -4-	LOADED -5-
VANCOUVER	EIRE	CRUDE VEG MATRLS NES	3	
		LUMBER AND TIMBER		1,295
PAPER NES			8	
AUTOMOBILES AND CHASSIS		1		
HOUSEHOLD GOODS		2	3	
TOTAL		6	3,282	
	ITALY	FISH FRESH OR FROZEN		122
		FISH CANNED		416
		DAIRY PRODUCE NES	145	
		WHEAT		3,520
		CEREALS UNMILLED NES	7	
		GRAIN CEREAL PREP NES	3	
		FRESH FRUITS NES	194	
		DRIED PRESERVED FRUITS	194	
		FRUIT PREPARATIONS NES	7	
		VEGETABLES FRESH NES	34	
		BEANS AND PEAS DRIED	10	
		VEGETABLE PREPARATIONS	119	
		SUGAR PREPARATIONS	2	
		COFFEE	1	
		SPICES	7	
		FOOD PREPARATIONS NES	40	
		WINES	280	
		DIST ALCOHOLIC BEV	104	
		BEVERAGES NES	40	
		RAW HIDES AND SKINS		41
		SEEDS FOR SOWING NES		63
		FLAXSEED		4,903
		RAPESEED		67,483
		OIL SEEDS NUTS NES		1,512
		CRUDE VEG MATRLS NES	3	
		PULPWOOD		385
		IRON AND STEEL SCRAP		64
		NON FERROUS METAL SCRAP		446
		ASBESTOS UNMANUFACTURED		268
		CRUSHED STONE	7	
		STONE CRUDE NES	142	
		NON MET MIN CRUDE NES	15	
		WASTE AND SCRAP NES		128
		LEATHER	13	
		LUMBER AND TIMBER		3,400
		VENEER AND PLYWOOD	1	
		WOODPULP		14,417
		PAPER NES	7	285
		TEXTILE FAB MATRLS NES	108	15
		ANIMAL OILS AND FATS		1,048
		VEG OILS AND FATS NES	82	
		CHEMICALS NES	4	37
		STEEL BAR AND ROD	547	
		STRUCTURAL SHAPES	490	
		IRON AND STEEL PIPES	114	
		IRON AND STEEL NES	181	
		ALUMINUM BAR INGOT		55
	LEAD BAR INGOT PIG		392	
	ZINC BAR INGOT PIG		168	
	METAL FAB PROD NES	93		
	PLATE AND SHEET GLASS	153		
	NON MET MIN PROD NES	70		
	MISC FAB MATRLS NES	10		
	MACHINERY AND PARTS	4	3	
	AUTOMOBILES AND CHASSIS	81	1	
	MOTOR VEH PARTS NES	2		
	MOTOR VEHICLE NES	7		
	RUBBER TIRES AND TUBES	7		
	MISC EQUIPMENT NES	43		
	HOUSEHOLD GOODS	180	32	
	WOOD END PRODUCTS	1		
	MISC PRODUCTS NES	74		

SHIPPING REPORT, 1962

TABLE 23. Cargoes Unloaded and Loaded in International Shipping at Selected Canadian Ports by Country of Origin and Destination, and by Commodity

Columns 4 and 5 show the tonnage of cargo unloaded and loaded at ports listed in Column 1.
Column 2 should be read as the ORIGIN of the tonnage shown in Column 4 and as the DESTINATION of the tonnage shown in Column 5.

SELECTED PORTS -1-	ORIGIN OR DESTINATION -2-	COMMODITY -3-	CARGO TONS	
			UNLOADED -4-	LOADED -5-
VANCOUVER	ITALY	GENERAL CARGO	2,746	1,392
		TOTAL	6,372	100,596
	NETHERLANDS	MEAT FRESH		6
		FISH FRESH OR FROZEN		249
		FISH SMOKED SALTED		1
		FISH CANNED	11	714
		DAIRY PRODUCE NES	87	
		BARLEY		47,040
		OATS		7,830
		RYE		4,082
		WHEAT		18,645
		CEREALS MILLED NES	106	
		GRAIN CEREAL PREP NES	2	
		APPLES		378
		FRUIT PREPARATIONS NES	2	
		VEGETABLES FRESH NES	27	
		VEGETABLE PREPARATIONS	27	
		SUGAR PREPARATIONS	18	
		COCOA AND CHOCOLATE	131	
		TEA	26	12
		SPICES	1	
		VINEGAR	4	
		SAUSAGE SKINS CASINGS	570	
		FOOD PREPARATIONS NES	292	
		COMPLETE FEEDS	38	
		ALE BEER ETC	21	
		WINES	89	
		DIST ALCOHOLIC BEV	297	
		BEVERAGES NES	6	
		TOBACCO	2	
		RAW HIDES AND SKINS		217
		SEEDS FOR SOWING NES	27	1,773
		FLAXSEED		5,620
		MUSTARD SEED		2,089
		RAPESEED		35,901
		OIL SEEDS NUTS NES	4	
		CRUDE VEG MATRLS NES	220	441
		TEXTILE FIBRES NES	10	
		MET ORES NES	28	
		NON FERROUS METAL SCRAP		25
		ASBESTOS UNMANUFACTURED		4,794
		CLAY MATERIALS NES	74	
		WASTE AND SCRAP NES		16
		LUMBER AND TIMBER		2,141
		SAWMILL PRODUCTS NES		5
		VENEER AND PLYWOOD	8	307
		WOOD FAB MATRLS NES	4	
		WOODPULP		7,037
		PAPER NES	12	
		PAPER PAPERBOARD NES	6	
		TEXTILE FAB MATRLS NES	693	
		ANIMAL OILS AND FATS		1,321
		OILS FATS WAXES NES	3	
		CHEMICALS NES	1,106	1,305
		CHEMICAL PRODUCTS NES	94	532
		STEEL BAR AND ROD	383	
		STRUCTURAL SHAPES	79	
		RAILS AND TRACK MATRL	11	
		IRON AND STEEL PIPES	175	
		IRON AND STEEL NES	409	
		ZINC BAR INGOT PIG		112
		METAL FAB PROD NES	505	
		PLATE AND SHEET GLASS	466	
		NON MET MIN PROD NES	52	
		MISC FAB MATRLS NES	94	
		MACHINERY AND PARTS	459	
		AUTOMOBILES AND CHASSIS	17	
		TRUCKS AND CHASSIS	3	

SHIPPING REPORT, 1962

413

TABLE 23. Cargoes Unloaded and Loaded in International Shipping at Selected Canadian Ports by Country of Origin and Destination, and by Commodity

Columns 4 and 5 show the tonnage of cargo unloaded and loaded at ports listed in Column 1.
 Column 2 should be read as the ORIGIN of the tonnage shown in Column 4 and as the DESTINATION of the tonnage shown in Column 5.

SELECTED PORTS -1-	DRIGIN DR DESTINATION -2-	COMMODITY -3-	CARGO TONS		
			UNLDAED -4-	LOADED -5-	
VANCOUVER	NETHERLANDS	MISC VEH AND PARTS NES	7		
		HOUSEHOLD GOODS	31	4	
		CONTAINERS NES	24		
		MISC PRODUCTS NES	31		
		GENERAL CARGO	1,173	388	
		TOTAL	7,965	142,986	
	NORWAY	WHEAT			5,152
		APPLES			15
		FLAXSEED			1,050
		HOUSEHOLD GOODS			13
		GENERAL CARGO	1,728		1,164
	TOTAL	1,728		7,394	
	PORTUGAL	FISH CANNED		126	
		DAIRY PRODUCE NES		1	
		DRIED PRESERVED FRUITS		7	
		VEGETABLE PREPARATIONS		2	
		WINES		86	
		DIST ALCOHOLIC BEV		156	
		TEXTILE FIBRES NES		20	
		MET ORES NES		11	
		WOOD FAB MATRLS NES		5	
		TEXTILE FAB MATRLS NES		92	
		VEG OILS AND FATS NES		18	
		CHEMICALS NES		3	
		AUTOMOBILES AND CHASSIS			1
		MISC VEH AND PARTS NES		1	
HOUSEHOLD GOODS			5		
GENERAL CARGO			194		
TOTAL			727	1	
SPAIN	MEAT FRESH			1	
	MEAT AND MEAT PREP NES			1	
	FISH CANNED		3	9	
	FRESH FRUITS NES		21		
	DRIED PRESERVED FRUITS		173		
	FRUIT PULP		2		
	FRUIT PREPARATIONS NES		103		
	NUTS NES		14	57	
	SPICES		14		
	WINES		30		
	DIST ALCOHOLIC BEV		7		
	RAW HIDES AND SKINS			97	
	IRON AND STEEL SCRAP			88	
	NON FERROUS METAL SCRAP			310	
	ASBESTOS UNMANUFACTURED			33	
	LUMBER AND TIMBER			6,449	
	WOOD FAB MATRLS NES		39		
	WOODPULP			8	
	TEXTILE FAB MATRLS NES		110		
	VEG OILS AND FATS NES		29		
CHEMICALS NES		47			
NON MET MIN PROD NES		11			
MISC FAB MATRLS NES		12			
MISC EQUIPMENT NES		2			
HOUSEHOLD GOODS		4	1		
MISC PRODUCTS NES		6			
GENERAL CARGO		82			
TOTAL		709	7,054		
SWEDEN	FISH FRESH OR FROZEN			15	
	FISH SMOKED SALTED			84	
	FISH CANNED			41	
	DAIRY PRODUCE NES			7	
	GRAIN CEREAL PREP NES		13		
	APPLES			600	
	FOOD PREPARATIONS NES		199		
	STONE CRUDE NES		149		

SHIPPING REPORT, 1962

TABLE 23. Cargoes Unloaded and Loaded in International Shipping at Selected Canadian Ports by Country of Origin and Destination, and by Commodity

Columns 4 and 5 show the tonnage of cargo unloaded and loaded at ports listed in Column 1.
Column 2 should be read as the ORIGIN of the tonnage shown in Column 4 and as the DESTINATION of the tonnage shown in Column 5.

SELECTED PORTS -1-	ORIGIN OR DESTINATION -2-	COMMODITY -3-	CARGO TONS		
			UNLOADED -4-	LOADED -5-	
VANCOUVER	SWEDEN	PAPER PAPERBOARD NES	169		
		CHEMICAL PRODUCTS NES	5		
		IRON STEEL INGOT ETC	16		
		STEEL PLATE AND SHEET	18		
		STRUCTURAL SHAPES	50		
		IRON AND STEEL NES	80		
		METAL FAB PROD NES	221		
		MACHINERY AND PARTS	660		
		AUTOMOBILES AND CHASSIS	706		
		MOTOR VEH PARTS NES	10		
		MISC EQUIPMENT NES	70		
		HOUSEHOLD GOODS	3		
		FIREARMS AND AMMUNITION	11		
		GENERAL CARGO	265	20	
	TOTAL	2,645	767		
	POLAND	WHEAT			22,798
		FROZEN FRUITS BERRIES	5		
		SUGAR PREPARATIONS	9		
		WASTE AND SCRAP NES			78
		MISC VEH AND PARTS NES	96		
	RUBBER TIRES AND TUBES	2			
	TOTAL	112		22,876	
	RUMANIA	TEXTILE FAB MATRLS NES	32		
		METAL FAB PROD NES	107		
		NON MET MIN PROD NES	48		
		RUBBER TIRES AND TUBES	3		
		GENERAL CARGO	82		
TOTAL	272				
YUGOSLAVIA	NON FERROUS METAL SCRAP			90	
	TOTAL			90	
BAHREIN	VENEER AND PLYWOOD			22	
	TOTAL			22	
CYPRUS	FISH CANNED			3	
	LUMBER AND TIMBER			26	
	VENEER AND PLYWOOD			2	
	TOTAL			31	
KUWAIT	VENEER AND PLYWOOD			57	
	TOTAL			57	
BRITISH MIDDLE EAST N E S	FISH FRESH OR FROZEN			2	
	FISH CANNED			1	
	COFFEE	4			
	MISC EQUIPMENT NES			1	
	GENERAL CARGO	4			
TOTAL	8		4		
ETHIOPIA	ZINC BAR INGOT PIG			22	
	TOTAL			22	
IRAN	DRIED PRESERVED FRUITS	615			
	TEXTILE FIBRES NES	78			
	WOODPULP			30	
	PAPER NES			41	
	HOUSEHOLD GOODS			35	
	TOTAL	693		106	
IRAQ	VENEER AND PLYWOOD			106	
	MISC EQUIPMENT NES			1	
	TOTAL			107	
ISRAEL	FISH FRESH OR FROZEN			7	
	VEGETABLE PREPARATIONS	6			
	DIST ALCOHOLIC BEV	17			

SHIPPING REPORT, 1962

415

TABLE 23. Cargoes Unloaded and Loaded In International Shipping at Selected Canadian Ports by Country of Origin and Destination, and by Commodity

Columns 4 and 5 show the tonnage of cargo unloaded and loaded at ports listed in Column 1.
Column 2 should be read as the ORIGIN of the tonnage shown in Column 4 and as the DESTINATION of the tonnage shown in Column 5.

SELECTED PORTS -1-	ORIGIN OR DESTINATION -2-	COMMODITY -3-	CARGO TONS			
			UNLOADED -4-	LOADED -5-		
VANCOUVER	ISRAEL	ASBESTOS UNMANUFACTURED		1,150		
		LUMBER AND TIMBER		1,620		
		WDDDPULP		1,359		
		HOUSEHOLD GOODS		4		
		MISC PRODUCTS NES		1		
		GENERAL CARGO	4			
		TOTAL	27	4,141		
		LEBANON	ASBESTOS UNMANUFACTURED			908
				WDDDPULP		275
				PAPER NES		23
PAPER PAPERBOARD NES				29		
HOUSEHOLD GOODS				1		
GENERAL CARGO				19		
TOTAL		1,255				
SAUDI ARABIA	WHEAT			4,719		
		SEEDS FOR SOWING NES		123		
		VENEER AND PLYWOOD		10		
TOTAL		4,852				
SOMALIA	HOUSEHOLD GOODS			75		
		TOTAL		75		
SUDAN	VENEER AND PLYWOOD			10		
		ZINC BARS IN GROSS		56		
		TOTAL		66		
EGYPT	WDDDPULP			504		
		HOUSEHOLD GOODS		1		
		TOTAL		505		
KENYA	FISH FRESH OR FROZEN			4		
		FISH CANNED		1		
		BEANS AND PEAS DRIED	5			
		COFFEE	2,871			
		TEA	164			
		SPICES	6			
		SEEDS FOR SOWING NES	3			
		CRUDE VEGETABLES NES	1			
		LUMBER AND TIMBER		14		
		WDDDPULP	7			
		TEXTILE FABRICS NES	69			
		HOUSEHOLD GOODS	24			
		GENERAL CARGO	18			
		TOTAL	3,168	19		
NIGERIA	WHEAT			6,384		
		TOTAL		6,384		
TANGANYIKA	COFFEE		117			
		TEA	9			
		SPICES	2			
		TEXTILE FIBRES NES	252			
		LUMBER AND TIMBER		50		
		TEXTILE FABRICS NES	148			
		HOUSEHOLD GOODS		1		
TOTAL	528	51				
UNION OF SOUTH AFRICA	FISH FRESH OR FROZEN			150		
		FISH CANNED	7	70		
		MARINE ANIMALS NES	10			
		WHEAT		18,025		
		CEREALS MILLED NES	14			
		FRUIT PREPARATIONS NES	467			
		SUGAR	23,742			
		MOLASSES AND SYRUPS NES	48			
		COFFEE		1		
		FOOD PREPARATIONS NES	5			

SHIPPING REPORT, 1962

TABLE 23. Cargoes Unloaded and Loaded in International Shipping at Selected Canadian Ports by Country of Origin and Destination, and by Commodity

Columns 4 and 5 show the tonnage of cargo unloaded and loaded at ports listed in Column 1.
Column 2 should be read as the ORIGIN of the tonnage shown in Column 4 and as the DESTINATION of the tonnage shown in Column 5.

SELECTED PORTS -1-	ORIGIN OR DESTINATION -2-	COMMODITY -3-	CARGO TONS			
			UNLOADED -4-	LOADED -5-		
VANCOUVER	UNION OF SOUTH AFRICA	WINES	111			
		DIST ALCOHOLIC BEV	444			
		OIL SEEDS NUTS NES	11			
		CRUDE VEG MATRLS NES	27			
		STONE CRUDE NES	44			
		LUMBER AND TIMBER		1,043		
		FLOORING		34		
		SAWMILL PRODUCTS NES		35		
		WOODPULP		11		
		NEWSPRINT PAPER		12		
		PAPER NES		874		
		PAPERBOARD		53		
		TEXTILE FAB MATRLS NES	100			
		ANIMAL OILS AND FATS		1,506		
		OILS FATS WAXES NES	17			
		CHEMICALS NES		460		
		CHEMICAL PRODUCTS NES		131		
		FERRO ALLOYS	448			
		STEEL BAR AND ROD	1			
		STEEL PLATE AND SHEET	45			
		ALUMINUM BAR INGOT		215		
		METAL FAB PROD NES	21			
		NON MET MIN PROD NES	2			
		MACHINERY AND PARTS	41	13		
		MISC EQUIPMENT NES		3		
		HOUSEHOLD GOODS	4	273		
		GENERAL CARGO	5			
			TOTAL	25,614	22,906	
			ALGERIA	FISH CANNED		3
				RAPESEED		17,472
				TOTAL		17,474
			FRENCH AFRICA N E S	FISH CANNED		1
				COFFEE	1	
				TOTAL	1	1
			MOZAMBIQUE	FISH FRESH OR FROZEN		9
				FISH CANNED		34
				WHEAT		1,836
				BEANS AND PEAS DRIED	10	
				TEA	10	
				CRUDE VEG MATRLS NES	1	
				TEXTILE FIBRES NES	229	
				ASBESTOS UNMANUFACTURED	181	
				NON MET MIN CRUDE NES	607	
				LUMBER AND TIMBER		1,376
				FLOORING	16	
				PAPER NES		2,129
				PAPERBOARD		134
				TEXTILE FAB MATRLS NES	102	
				CHEMICAL PRODUCTS NES		50
		PET AND COAL PROD NES		13		
		METAL FAB PROD NES	26			
		MACHINERY AND PARTS	3	11		
		HOUSEHOLD GOODS	5	115		
		TOTAL	1,190	5,707		
	CEYLON	FISH FRESH OR FROZEN		5		
		FISH CANNED		7		
		WHEAT FLOUR		796		
		CEREALS MILLED NES		2		
		COCONUT DESICCATED	146			
		TEA	1,252			
		SPICES	1			
		VEG OILS AND FATS NES	5			
		ZINC AND ALLOYS NES		2		
		MACHINERY AND PARTS		2		
		AUTOMOBILES AND CHASSIS		2		
		TOTAL	1,404	816		

SHIPPING REPORT, 1962

417

TABLE 23. Cargoes Unloaded and Loaded in International Shipping at Selected Canadian Ports by Country of Origin and Destination, and by Commodity

Columns 4 and 5 show the tonnage of cargo unloaded and loaded at ports listed in Column 1.
Column 2 should be read as the ORIGIN of the tonnage shown in Column 4 and as the DESTINATION of the tonnage shown in Column 5.

SELECTED PORTS -1-	ORIGIN OR DESTINATION -2-	COMMODITY -3-	CARGO TONS	
			UNLOADED -4-	LOADED -5-
VANCOUVER	HONG KONG	MEAT FRESH		34
		MEAT AND MEAT PREP NES		98
		FISH FRESH OR FROZEN	93	15
		FISH SMOKED SALTED		86
		FISH CANNED	10	4
		MARINE ANIMALS NES	106	15
		MILK POWDER		34
		DAIRY PRODUCE NES		208
		WHEAT		16,734
		MALT		718
		WHEAT FLOUR		21,373
		CEREALS MILLED NES		507
		APPLES		49
		DRIED PRESERVED FRUITS		1
		COCONUT DESICCATED	125	
		NUTS NES	1,001	
		VEGETABLES FRESH NES	8	
		BEANS AND PEAS DRIED	12	
		VEGETABLE PREPARATIONS		1
		TEA	843	
		SPICES	72	
		FOOD PREPARATIONS NES	1,127	56
		BRAN SHORTS MIDDINGS		123
		GRAIN FEEDS NES		4
		COMPLETE FEEDS		8
		WINES	14	
		DIST ALCOHOLIC BEV	8	60
		RAW HIDES AND SKINS	13	
		CRUDE ANIMAL PROD NES	68	
		SEEDS FOR SOWING NES	33	
		OIL SEEDS NUTS NES	65	
		CRUDE VEG MATRLS NES	6	224
		WOOL AND ANIMAL HAIR	1	
		TEXTILE FIBRES NES	117	
		LEATHER		31
		LUMBER AND TIMBER	523	
		VENEER AND PLYWOOD	153	
		WOOD FAB MATRLS NES	33	
		WOODPULP		428
		NEWSPRINT PAPER		476
		PAPER NES		324
		PAPERBOARD		56
		SACKING MATERIALS	11	
		TEXTILE FAB MATRLS NES	2,801	411
		VEG OILS AND FATS NES	30	
		CHEMICALS NES	181	21
		FERTILIZERS ETC		280
		CHEMICAL PRODUCTS NES		2,751
		STEEL BAR AND ROD	404	
		STRUCTURAL SHAPES	6	
		IRON AND STEEL NES	183	
		ALUMINUM BAR INGOT		39
		COPPER ALLOYED	2	
		LEAD BAR INGOT PIG		22
		ZINC BAR INGOT PIG		352
		METAL FAB PROD NES	198	34
		NON MET MIN PROD NES	62	4
		MISC FAB MATRLS NES	3	
		MACHINERY AND PARTS		14
		AUTOMOBILES AND CHASSIS		126
		MISC VEH AND PARTS NES	23	
		MISC EQUIPMENT NES	394	
		HOUSEHOLD GOODS	2,823	4
		CONTAINERS NES	28	
		MISC PRODUCTS NES	1,100	1
		GENERAL CARGO	2,716	416
		TOTAL	15,396	46,142
	INDIA	MARINE ANIMALS NES	25	

SHIPPING REPORT, 1962

TABLE 23. Cargoes Unloaded and Loaded in International Shipping at Selected Canadian Ports by Country of Origin and Destination, and by Commodity

Columns 4 and 5 show the tonnage of cargo unloaded and loaded at ports listed in Column 1.
Column 2 should be read as the ORIGIN of the tonnage shown in Column 4 and as the DESTINATION of the tonnage shown in Column 5.

SELECTED PORTS -1-	ORIGIN OR DESTINATION -2-	COMMODITY -3-	CARGO TONS		
			UNLOADED -4-	LOADED -5-	
VANCOUVER	INDIA	WHEAT		56	
		WHEAT FLOUR		276	
		GRAIN CEREAL PREP NES	2		
		COCONUT DESICCATED	26		
		NUTS NES	234		
		VEGETABLE PREPARATIONS	44		
		TEA	576		
		SPICES	90		
		FOOD PREPARATIONS NES	2		
		COMPLETE FEEDS		2	
		SEEDS FOR SOWING NES	22		
		OIL SEEDS NUTS NES	66		
		CRUDE VEG MATRLS NES	90		
		WOOL AND ANIMAL HAIR	6		
		TEXTILE FIBRES NES	1,125		
		ZINC ORE AND CONC		1,453	
		NON FERROUS METAL SCRAP		105	
		SULPHUR		6,606	
		WASTE AND SCRAP NES	50	11	
		LEATHER	1		
		WOODPULP		106	
		SACKING MATERIALS	5,473		
		TEXTILE FAB MATRLS NES	392		
		CHEMICALS NES		361	
		CHEMICAL PRODUCTS NES		35	
		STRUCTURAL SHAPES		1,507	
		IRON AND STEEL PIPES		896	
		ALUMINUM BAR INGOT		655	
		LEAD BAR INGOT PIG		2,200	
		NICKEL AND ALLOYS		71	
		ZINC BAR INGOT PIG		7,547	
		NON FERROUS METALS NES		13	
		METAL FAB PROD NES		14	
	MACHINERY AND PARTS		20		
	AUTOMOBILES AND CHASSIS		4		
	MISC EQUIPMENT NES		3		
	HOUSEHOLD GOODS	207	7		
	MISC PRODUCTS NES		1		
	GENERAL CARGO	136	5		
		TOTAL	8,567	21,954	
		MALAYA AND SINGAPORE	MEAT AND MEAT PREP NES		31
			FISH FRESH OR FROZEN		163
			FISH CANNED		26
	WHEAT FLOUR			14,376	
	CEREALS MILLED NES			1,138	
	GRAIN CEREAL PREP NES		7		
	APPLES			213	
	FROZEN FRUITS BERRIES			2	
	FRUIT PREPARATIONS NES		381	1	
	COCONUT DESICCATED		14		
	NUTS NES		2		
	VEGETABLES FRESH NES			3	
	VEGETABLES FROZEN			1	
	COFFEE			1	
	TEA		20		
	SPICES		83		
	FOOD PREPARATIONS NES			1	
	DIST ALCOHOLIC BEV			3	
	RUBBER AND GUMS NATURAL		1,707		
	CRUDE VEG MATRLS NES	5			
	TEXTILE FIBRES NES	91			
	SULPHUR		1,000		
	WASTE AND SCRAP NES	10			
	LUMBER AND TIMBER	331	10		
	VENEER AND PLYWOOD	15	6		
	NEWSPRINT PAPER		89		
	TEXTILE FAB MATRLS NES	7	1		
	CHEMICALS NES		4		

SHIPPING REPORT, 1962

419

TABLE 23. Cargoes Unloaded and Loaded in International Shipping at Selected Canadian Ports by Country of Origin and Destination, and by Commodity

Columns 4 and 5 show the tonnage of cargo unloaded and loaded at ports listed in Column 1.
Column 2 should be read as the ORIGIN of the tonnage shown in Column 4 and as the DESTINATION of the tonnage shown in Column 5.

SELECTED PORTS -1-	ORIGIN OR DESTINATION -2-	COMMODITY -3-	CARGO TONS		
			UNLOADED -4-	LOADED -5-	
VANCOUVER	MALAYA AND SINGAPORE	CHEMICAL PRODUCTS NES		12	
		ALUMINUM BAR INGOT		16	
		TIN AND ALLOYS	8		
		METAL FAB PROD NES	12		
		MACHINERY AND PARTS		93	
		AUTOMOBILES AND CHASSIS		2	
		MOTOR VEH PARTS NES		6	
		MOTOR VEHICLE NES		100	
		MISC VEH AND PARTS NES		9	
		MISC EQUIPMENT NES		12	
		HOUSEHOLD GOODS	6	10	
		GENERAL CARGO	27	12	
			TOTAL	2,726	17,341
		PAKISTAN	TEXTILE FIBRES NES	98	
			SULPHUR		1,609
			WASTE AND SCRAP NES	6	
			VENEER AND PLYWOOD		92
			WOODPULP		50
			SACKING MATERIALS	322	
			TEXTILE FAB MATRLS NES	15	
			FERTILIZERS ETC		9,753
			CHEMICAL PRODUCTS NES		1
			STRUCTURAL SHAPES		222
			ALUMINUM BAR INGOT		299
			NICKEL AND ALLOYS		3
			ZINC BAR INGOT PIG		30
			NON MET MIN PROD NES		2
			MACHINERY AND PARTS		32
		MISC EQUIPMENT NES		18	
		HOUSEHOLD GOODS	2		
		CONTAINERS NES		240	
		MISC PRODUCTS NES		1,335	
		GENERAL CARGO	2	59	
	TOTAL	445	13,745		
	BR EAST INDIES N E S	WHEAT FLOUR		32	
		TOTAL		32	
	BURMA	STEEL BAR AND ROD		492	
		TOTAL		492	
	CAMBODIA AND LAOS	CEREALS MILLED NES		1	
		TOTAL		1	
	CHINA	BARLEY		112,555	
		WHEAT		1,579,996	
		NUTS NES	1,505		
		RAW HIDES AND SKINS	1		
		LUMBER AND TIMBER		60	
		TEXTILE FAB MATRLS NES	1		
		CHEMICAL PRODUCTS NES		3	
		MACHINERY AND PARTS		13	
		MOTOR VEH PARTS NES		46	
		GENERAL CARGO	337	6	
		TOTAL	1,844	1,692,679	
	INDONESIA	WHEAT FLOUR		3,716	
		SULPHUR		2,123	
		MACHINERY AND PARTS		14	
		TOTAL		5,853	
	JAPAN	OTHER LIVE ANIMALS	150		
		MEAT FRESH		35	
		MEAT AND MEAT PREP NES	11	1,142	
		FISH FRESH OR FROZEN	612		
		FISH CANNED	556	88	
		MARINE ANIMALS NES	555	53	
		OATS		220	

SHIPPING REPORT, 1962

TABLE 23. Cargoes Unloaded and Loaded in International Shipping at Selected Canadian Ports by Country of Origin and Destination, and by Commodity

Columns 4 and 5 show the tonnage of cargo unloaded and loaded at ports listed in Column 1.
Column 2 should be read as the ORIGIN of the tonnage shown in Column 4 and as the DESTINATION of the tonnage shown in Column 5.

SELECTED PORTS -1-	ORIGIN OR DESTINATION -2-	COMMODITY -3-	CARGO TONS	
			UNLOADED -4-	LOADED -5-
VANCOUVER	JAPAN	RYE		5,853
		WHEAT		1,285,180
		WHEAT FLOUR		12,301
		GRAIN CEREAL PREP NES	40	
		FRESH FRUITS NES	13,579	
		FRUIT PREPARATIONS NES	361	
		NUTS NES	8	
		BEANS AND PEAS DRIED	55	
		SUGAR		60
		TEA	170	
		SPICES	15	
		SAUSAGE SKINS CASINGS	51	
		FOOD PREPARATIONS NES	896	
		HULLS SCREENINGS ETC		25,406
		BRAN SHORTS MIDDINGS		10,175
		GRAIN FEEDS NES		644
		FEEDS VEG ORIGIN NES		1,367
		FEEDS ANIMAL ORIGIN		427
		COMPLETE FEEDS	11	29,310
		ALE BEER ETC	20	
		WINES	16	
		DIST ALCOHOLIC BEV	3	123
		RAW HIDES AND SKINS	1	2,025
		SEEDS FOR SOWING NES		154
		FLAXSEED		90,694
		MUSTARD SEED		2,777
		RAPESEED		63,663
		OIL SEEDS NUTS NES	19	
		CRUDE VEG MATRLS NES	122	
		LOGS ROUND TIMBER		52,432
		PULPWOOD		1,732
		TEXTILE FIBRES NES	146	
		COPPER ORE AND CONC		114,817
		IRON ORE AND CONC		7,840
		MANGANESE ORE AND CONC	42	
		NICKEL ORE AND CONC		13,422
		MET ORES NES		3
		IRON AND STEEL SCRAP		1,320
		NON FERROUS METAL SCRAP		8,046
		SLAGS DROSSES ETC		55
		COAL BITUMINOUS		337,139
		COAL CRUDE PET PROD NES		5
		ASBESTOS UNMANUFACTURED	152	1,897
		NON MET MIN CRUDE NES	1	
		WASTE AND SCRAP NES	16	229
		RUBBER FAB MATERIALS	55	
		LUMBER AND TIMBER	10,622	48,693
		FLOORING	32	
		RAILWAY TIES		42
		VENEER AND PLYWOOD	7,479	
		WOOD FAB MATRLS NES	106	
		WOODPULP	6	9,081
		NEWSPRINT PAPER		31
		PAPER NES	7	13
		SACKING MATERIALS	10	
		TEXTILE FAB MATRLS NES	4,792	
		ANIMAL OILS AND FATS		9,534
		MARINE ANIMAL OILS	57	
		VEG OILS AND FATS NES	3	
		GLYCOL		8
		CHEMICALS NES	1,687	1,459
		FERTILIZERS ETC	552	11,715
		CHEMICAL PRODUCTS NES	315	233
		COKE		575
		FERRO ALLOYS	55	
		PIG IRON	9	
		IRON STEEL INGOT ETC	595	
		CASTINGS AND FORGINGS	3	
		STEEL BAR AND ROD	9,840	

SHIPPING REPORT, 1962

TABLE 23. Cargoes Unloaded and Loaded in International Shipping at Selected Canadian Ports by Country of Origin and Destination, and by Commodity

Columns 4 and 5 show the tonnage of cargo unloaded and loaded at ports listed in Column 1.
Column 2 should be read as the ORIGIN of the tonnage shown in Column 4 and as the DESTINATION of the tonnage shown in Column 5.

SELECTED PORTS -1-	ORIGIN OR DESTINATION -2-	COMMODITY -3-	CARGO TONS			
			UNLOADED -4-	LOADED -5-		
VANCOUVER	JAPAN	STEEL PLATE AND SHEET	9,434			
		STRUCTURAL SHAPES	5,770			
		IRON AND STEEL PIPES	13,144	1		
		IRON AND STEEL NES	5,986			
		ALUMINUM BAR INGOT		240		
		COPPER UNALLOYED	21	116		
		COPPER ALLOYED		77		
		COPPER AND ALLOYS NES	3			
		LEAD BAR INGOT PIG		3,940		
		NICKEL AND ALLOYS		8		
		ZINC BAR INGOT PIG		551		
		NON FERROUS METALS NES		3		
		METAL FAB PROD NES	5,129	12		
		PLATE AND SHEET GLASS	1,866			
		CEMENT	56			
		CEMENT BASIC PROD NES	593			
		NON MET MIN PROD NES	737			
		MISC FAB MATRLS NES	648			
		MACHINERY AND PARTS	134	22		
		AUTOMOBILES AND CHASSIS	2			
		MOTOR VEH PARTS NES	59	343		
		MOTOR VEHICLE NES	4			
		MISC VEH AND PARTS NES	42	42		
		RUBBER TIRES AND TUBES	39			
		COMMUNICATION EQUIPMENT	48	19		
		MISC EQUIPMENT NES	1,593	39		
		HOUSEHOLD GOODS	6,692	21		
		CONTAINERS EMPTY	22	34		
		CONTAINERS NES	10	2		
		WOOD END PRODUCTS	19			
		MISC PRODUCTS NES	1,128	6		
		GENERAL CARGO	58,962	2,669		
			TOTAL	166,252	2,160,183	
			KOREA	MARINE ANIMALS NES	30	
				MALT		110
		DIST ALCDHOLIC BEV			4	
		RAW HIDES AND SKINS			22	
		NON FERROUS METAL SCRAP			11	
		SULPHUR			4,342	
		LUMBER AND TIMBER			300	
		NEWSPRINT PAPER			440	
		TEXTILE FAB MATRLS NES		35	3	
		FERTILIZERS ETC			15,944	
		STRUCTURAL SHAPES			58	
		LEAD BAR INGOT PIG			222	
		ZINC BAR INGOT PIG			110	
		METAL FAB PROD NES			1	
		COMMUNICATION EQUIPMENT		6		
		HOUSEHOLD GOODS		3		
		GENERAL CARGO	3	7		
		TOTAL	74	21,577		
		PHILIPPINES	MEAT AND MEAT PREP NES		5	
			FISH FRESH OR FROZEN		1	
			OATS		270	
			WHEAT		160,793	
	CEREALS UNMILLED NES			1,176		
	MALT			5,315		
	WHEAT FLOUR			3,283		
	CEREALS MILLED NES			127		
	GRAIN CEREAL PREP NES			15		
	APPLES			4		
	COCONUT DESICCATED		429			
	NUTS NES		113			
	SPICES		4			
	FOOD PREPARATIONS NES			10		
	DIST ALCOHOLIC BEV			2		
	TEXTILE FIBRES NES	111				

SHIPPING REPORT, 1962

TABLE 23. Cargoes Unloaded and Loaded in International Shipping at Selected Canadian Ports by Country of Origin and Destination, and by Commodity

Columns 4 and 5 show the tonnage of cargo unloaded and loaded at ports listed in Column 1.
Column 2 should be read as the ORIGIN of the tonnage shown in Column 4 and as the DESTINATION of the tonnage shown in Column 5.

SELECTED PORTS -1-	ORIGIN OR DESTINATION -2-	COMMODITY -3-	CARGO TONS		
			UNLOADED -4-	LOADED -5-	
VANCOUVER	PHILIPPINES	SULPHUR		1,126	
		LUMBER AND TIMBER	401		
		VENEER AND PLYWOOD	38		
		WOOD FAB MATRLS NES	3		
		WOODPULP		1,023	
		NEWSPRINT PAPER		772	
		SACKING MATERIALS	2		
		TEXTILE FAB MATRLS NES	2		
		FERTILIZERS ETC		370	
		STEEL BAR AND ROD	23		
		LEAD BAR INGOT PIG		110	
		ZINC BAR INGOT PIG		2,313	
		MACHINERY AND PARTS		80	
		COMMUNICATION EQUIPMENT		2	
		MISC EQUIPMENT NES		20	
		HOUSEHOLD GOODS	46	5	
		CONTAINERS EMPTY	31		
		MISC PRODUCTS NES	4	1	
		GENERAL CARGO	106	11	
			TOTAL	1,313	176,834
		PORTUGUESE ASIA N E S	WHEAT FLOUR		22
			TOTAL		22
		TAIWAN	WHEAT		5,002
			GRAIN CEREAL PREP NES	40	
			FRESH FRUITS NES	5	
			FRUIT PREPARATIONS NES	106	
			NUTS NES	35	
			VEGETABLES FRESH NES	10	
			VEGETABLE PREPARATIONS	10	
			SPICES	8	
			FOOD PREPARATIONS NES	31	
			DIST ALCOHOLIC BEV		5
			CRUDE ANIMAL PROD NES	2	
			CRUDE VEG MATRLS NES	58	2
			CRUDE WOOD MATRLS NES	15	
			SULPHUR		15,510
			LUMBER AND TIMBER	526	
			VENEER AND PLYWOOD	3,108	
			WOOD FAB MATRLS NES	6	
			WOODPULP		130
			TEXTILE FAB MATRLS NES	386	
			CHEMICALS NES	6	74
	CHEMICAL PRODUCTS NES			4	
	ALUMINUM BAR INGOT			11	
	ALUMINUM NES			22	
	COPPER AND ALLOYS NES			7	
	LEAD BAR INGOT PIG			154	
	ZINC BAR INGOT PIG			573	
	METAL FAB PROD NES		4		
	MISC EQUIPMENT NES		2		
	HOUSEHOLD GOODS	79			
	MISC PRODUCTS NES	3			
	GENERAL CARGO	102			
	TOTAL	4,540	21,496		
	THAILAND	WHEAT FLOUR		4,854	
		CEREALS MILLED NES		78	
		GRAIN CEREAL PREP NES	70	10	
		DIST ALCOHOLIC BEV		4	
		LUMBER AND TIMBER	62		
		IRON STEEL INGOT ETC		55	
		ALUMINUM BAR INGOT		55	
		LEAD BAR INGOT PIG		27	
		ZINC BAR INGOT PIG		2,544	
		GENERAL CARGO		8	
	TOTAL	132	7,635		
	VIET NAM	WHEAT FLOUR		969	

SHIPPING REPORT, 1962

423

TABLE 23. Cargoes Unloaded and Loaded in International Shipping at Selected Canadian Ports by Country of Origin and Destination, and by Commodity

Columns 4 and 5 show the tonnage of cargo unloaded and loaded at ports listed in Column 1.
Column 2 should be read as the ORIGIN of the tonnage shown in Column 4 and as the DESTINATION of the tonnage shown in Column 5.

SELECTED PORTS -1-	ORIGIN OR DESTINATION -2-	COMMODITY -3-	CARGO TONS	
			UNLOADED -4-	LOADED -5-
VANCOUVER	VIET NAM	CEREALS MILLED NES		37
		TOTAL		1,006
	AUSTRALIA	MEAT FRESH	2,839	124
		MEAT CURED	87	
		MEAT AND MEAT PREP NES	1,333	5
		FISH FRESH OR FROZEN	140	49
		FISH SMOKED SALTED		1
		FISH CANNED		605
		LOBSTER	10	
		MARINE ANIMALS NES		17
		WHEAT FLOUR	5	
		FRESH FRUITS NES		5
		FROZEN FRUITS BERRIES		17
		DRIED PRESERVED FRUITS	2,434	364
		FRUIT PREPARATIONS NES	1,810	
		VEGETABLES FRESH NES	497	4
		BEANS AND PEAS DRIED		3
		SUGAR	46,740	
		SPICES	2	
		SAUSAGE SKINS CASINGS	24	20
		FOOD PREPARATIONS NES	50	2
		FEEDS ANIMAL ORIGIN	183	50
		COMPLETE FEEDS	11	
		WINES	664	
		DIST ALCOHOLIC BEV	382	8
		BEVERAGES NES	228	
		CRUDE ANIMAL PROD NES	60	1
		SEEDS FOR SOWING NES		22
		OIL SEEDS NUTS NES	2	
		CRUDE VEG MATRLS NES	1,683	56
		WOOL AND ANIMAL HAIR	3,395	32
		TEXTILE FIBRES NES	38	
		MET ORES NES	34	
		ASBESTOS UNMANUFACTURED	444	9,353
		CLAY MATERIALS NES	23	
		SAND AND GRAVEL	48	
		SULPHUR		24,021
		LEATHER	2	
		LUMBER AND TIMBER	394	18,898
		WOOD FAB MATRLS NES		2
		WOODPULP		554
		NEWSPRINT PAPER	44	926
		PAPER NES		113
		BLDG PAPER AND MATRLS		350
		TEXTILE FAB MATRLS NES	49	68
		OILS FATS WAXES NES	44	
		CHEMICALS NES	74	13,492
		FERTILIZERS ETC		13,445
		CHEMICAL PRODUCTS NES		104
		TAR PITCH AND CREOSOTE	39	
		STEEL BAR AND ROD	663	
		STEEL PLATE AND SHEET	2,338	947
		STRUCTURAL SHAPES	1,089	
		IRON AND STEEL NES		4
		ALUMINUM BAR INGOT		1,843
		NICKEL AND ALLOYS	6	66
		METAL FAB PROD NES	23	5
		NON MET MIN PROD NES	13	
		MACHINERY AND PARTS	532	2,223
		AUTOMOBILES AND CHASSIS		4
		TRUCKS AND CHASSIS		509
		MOTOR VEH PARTS NES	6	10
		MISC VEH AND PARTS NES		6
		COMMUNICATION EQUIPMENT		1
		MISC EQUIPMENT NES		21
		HOUSEHOLD GOODS	17	10
		MISC PRODUCTS NES	1	6
		GENERAL CARGO	1,741	6,005
		TOTAL	70,241	94,371

SHIPPING REPORT, 1962

TABLE 23. Cargoes Unloaded and Loaded in International Shipping at Selected Canadian Ports
by Country of Origin and Destination, and by Commodity

Columns 4 and 5 show the tonnage of cargo unloaded and loaded at ports listed in Column 1.
Column 2 should be read as the ORIGIN of the tonnage shown in Column 4 and as the
DESTINATION of the tonnage shown in Column 5.

SELECTED PORTS -1-	ORIGIN OR DESTINATION -2-	COMMODITY -3-	CARGO TONS	
			UNLOADED -4-	LOADED -5-
VANCOUVER	FIJI	SUGAR	37,513	
		GENERAL CARGO	30	170
		TOTAL	37,543	170
	NEW ZEALAND	MEAT FRESH	1,992	
		MEAT AND MEAT PREP NES		1
		FISH FRESH OR FROZEN		2
		FISH CANNED		473
		DAIRY PRODUCE NES	3	
		WHEAT FLOUR		1
		APPLES	736	
		FRESH FRUITS NES	97	
		FRUIT PREPARATIONS NES	4	
		VEGETABLES FRESH NES	436	
		BEANS AND PEAS DRIED	76	
		SAUSAGE SKINS CASINGS	5	
		FEEDS ANIMAL ORIGIN	6	
		DIST ALCOHOLIC BEV		5
		CRUDE ANIMAL PROD NES	10	
		SEEDS FOR SOWING NES	5	
		CRUDE VEG MATRLS NES		3
		LOGS ROUND TIMBER	1	
		WOOL AND ANIMAL HAIR	612	
		ASBESTOS UNMANUFACTURED		1,351
		LUMBER AND TIMBER		1,242
		SAWMILL PRODUCTS NES		3
		VENEER AND PLYWOOD		23
		BOX CRATE COOPERAGE		190
		PAPER NES		38
		BLDG PAPER AND MATRLS		21
		CHEMICALS NES		517
		CHEMICAL PRODUCTS NES		24
		STEEL BAR AND ROD		612
		STRUCTURAL SHAPES		181
		IRON AND STEEL PIPES		39
		IRON AND STEEL NES		7
		ALUMINUM BAR INGOT		162
	COPPER AND ALLOYS NES		1	
	METAL FAB PROD NES	66	5	
	MACHINERY AND PARTS		98	
	AUTDMOBILES AND CHASSIS		13	
	TRUCKS AND CHASSIS		9	
	MOTOR VEH PARTS NES		39	
	MISC EQUIPMENT NES	13	1	
	HOUSEHOLD GOODS	10	7	
	CONTAINERS EMPTY		26	
	GENERAL CARGO	4,038	1,860	
	TOTAL	8,110	6,954	
	BRITISH OCEANIA N E S	FISH CANNED		1
		LUMBER AND TIMBER		418
		GENERAL CARGO	3	
		TOTAL	3	419
	FRENCH AND NETH OCEANIA	MEAT AND MEAT PREP NES		1
		FISH CANNED		1
		WHEAT FLOUR		2
		VENEER AND PLYWOOD		13
		TOTAL		17
	UNITED STATES OCEANIA	MEAT FRESH		53
		MEAT AND MEAT PREP NES		2,508
		FISH CANNED		17
		OATS		29
		WHEAT		10,887
		WHEAT FLOUR		853
		SUGAR		40
		FOOD PREPARATIONS NES		95
	DIST ALCOHOLIC BEV		57	

SHIPPING REPORT, 1962

425

TABLE 23. Cargoes Unloaded and Loaded in International Shipping at Selected Canadian Ports by Country of Origin and Destination, and by Commodity

Columns 4 and 5 show the tonnage of cargo unloaded and loaded at ports listed in Column 1.
Column 2 should be read as the ORIGIN of the tonnage shown in Column 4 and as the DESTINATION of the tonnage shown in Column 5.

SELECTED PORTS -1-	ORIGIN OR DESTINATION -2-	COMMODITY -3-	CARGO TONS	
			UNLOADED -4-	LOADED -5-
VANCOUVER	UNITED STATES OCEANIA	LUMBER AND TIMBER		26
		PAPER NES		3
		OILS FATS WAXES NES		50
		CHEMICAL PRODUCTS NES		45
		COPPER AND ALLOYS NES		3
		ZINC BAR INGOT PIG		44
		HOUSEHOLD GOODS	3	
		GENERAL CARGO		12
		TOTAL	3	14,722
			BRITISH GUIANA	FISH CANNED
		TOTAL		1
	ARGENTINA	MEAT FRESH	3	
		MEAT CURED	8	
		MEAT AND MEAT PREP NES	275	
		DAIRY PRODUCE NES	15	
		TEA	5	
		SEEDS FOR SOWING NES		1
		CRUDE VEG MATRLS NES	50	
		MET ORES NES	1,095	
		WOODPULP		1,888
		NEWSPRINT PAPER		26
		OILS FATS WAXES NES	15	
		CHEMICALS NES		13
		NICKEL AND ALLOYS	2	
		NON FERROUS METALS NES	41	
		MACHINERY AND PARTS		267
		TRUCKS AND CHASSIS		367
		MOTOR VEHICLE NES		222
		HOUSEHOLD GOODS	3	
		GENERAL CARGO		219
		TOTAL	1,512	3,003
	BRAZIL	FISH CANNED		20
		GRAIN CEREAL PREP NES	38	
		PEANUTS	2,262	
		NUTS NES	562	
		SUGAR PREPARATIONS	20	
		COFFEE	8,603	
		TEA	10	
		SPICES	8	
		DIST ALCOHOLIC BEV	17	
		RAPESEED		500
		ASBESTOS UNMANUFACTURED		878
		STONE CRUDE NES	126	
		LUMBER AND TIMBER		80
		VENEER AND PLYWOOD	7	
		WOOD FAB MATRLS NES	3	
		WOODPULP		3,111
		NEWSPRINT PAPER		606
		VEG OILS AND FATS NES	6	
		OILS FATS WAXES NES	6	
		CHEMICALS NES		219
		CHEMICAL PRODUCTS NES		11
		IRON AND STEEL NES		10
		ALUMINUM BAR INGOT		45
		NICKEL AND ALLOYS		65
		ZINC BAR INGOT PIG		200
		MACHINERY AND PARTS		183
		AUTOMOBILES AND CHASSIS	10	
		HOUSEHOLD GOODS	1	13
		TOTAL	11,679	5,941
	CHILE	FISH CANNED	8	5
		MARINE ANIMALS NES	3	2
		MALT		84
		WHEAT FLOUR	20	1,512
		GRAIN CEREAL PREP NES		4

SHIPPING REPORT, 1962

TABLE 23. Cargoes Unloaded and Loaded in International Shipping at Selected Canadian Ports by Country of Origin and Destination, and by Commodity

Columns 4 and 5 show the tonnage of cargo unloaded and loaded at ports listed in Column 1.
Column 2 should be read as the ORIGIN of the tonnage shown in Column 4 and as the DESTINATION of the tonnage shown in Column 5.

SELECTED PORTS -1-	ORIGIN OR DESTINATION -2-	COMMODITY -3-	CARGO TONS		
			UNLOADED -4-	LOADED -5-	
VANCOUVER	CHILE	FRESH FRUITS NES	10		
		VEGETABLES FRESH NES	1,266		
		BEANS AND PEAS DRIED	1		
		CRUDE VEG MATRLS NES		5	
		ZINC ORE AND CONC	3,178		
		MET ORES NES	53		
		PAPER NES		27	
		PAPERBOARD		47	
		PAPER PAPERBOARD NES		14	
		TEXTILE FAB MATRLS NES		12	
		CHEMICALS NES	9	63	
		FERTILIZERS ETC	2,000		
		CHEMICAL PRODUCTS NES		76	
		CASTINGS AND FORGINGS		50	
		IRON AND STEEL PIPES		117	
		NICKEL AND ALLOYS		1	
		ZINC BAR INGOT PIG		154	
		NON FERRDUS METALS NES	41		
		MACHINERY AND PARTS		657	
		HOUSEHOLD GOODS	2	9	
	CONTAINERS EMPTY		35		
	MISC PRODUCTS NES		25		
	GENERAL CARGO		62		
			TOTAL	6,591	2,961
		COLOMBIA	FISH FRESH OR FROZEN		3
			OATS		1,593
			WHEAT	2	4,003
			WHEAT FLOUR		10
			CEREALS MILLED NES		2
			COFFEE	2,849	
			GRAIN FEEDS NES		2,993
			SOYABEANS	22	
			TEXTILE FIBRES NES	201	
			ASBESTOS UNMANUFACTURED		253
			WOODPULP		4,633
			NEWSPRINT PAPER		65
			PAPER NES		1,878
			TEXTILE FAB MATRLS NES		80
			ANIMAL OILS AND FATS		895
			CHEMICALS NES		324
			CHEMICAL PRODUCTS NES		374
			ZINC BAR INGOT PIG		787
			MACHINERY AND PARTS		48
			HOUSEHOLD GOODS	6	76
		GENERAL CARGO		5	
			TOTAL	3,080	18,024
		ECUADOR	FISH CANNED		3
	WHEAT			34,202	
	APPLES			61	
	SUGAR		3,584		
	GRAIN FEEDS NES			473	
	VENEER AND PLYWOOD			12	
	PAPER NES			121	
	PAPER PAPERBOARD NES			145	
	ANIMAL OILS AND FATS			651	
	CHEMICALS NES			6	
	AUTOMOBILES AND CHASSIS			1	
	HOUSEHOLD GOODS			61	
		TOTAL	3,584	35,736	
	PERU	FISH FRESH OR FROZEN	87		
		FISH SMOKED SALTED		34	
		FISH CANNED	195	15	
		DAIRY PRODUCE NES		23	
		BARLEY		2,674	
		OATS	2	63	
	MALT		1,741		

SHIPPING REPORT, 1962

427

TABLE 23. Cargoes Unloaded and Loaded in International Shipping at Selected Canadian Ports by Country of Origin and Destination, and by Commodity

Columns 4 and 5 show the tonnage of cargo unloaded and loaded at ports listed in Column 1. Column 2 should be read as the ORIGIN of the tonnage shown in Column 4 and as the DESTINATION of the tonnage shown in Column 5.

SELECTED PORTS -1-	ORIGIN OR DESTINATION -2-	COMMODITY -3-	CARGO TONS		
			UNLOADED -4-	LOADED -5-	
VANCOUVER	PERU	WHEAT FLOUR		5	
		CEREALS MILLED NES		8	
		APPLES		46	
		FRESH FRUITS NES		19	
		NUTS NES	27		
		BEANS AND PEAS DRIED	89		
		COFFEE	294		
		SPICES	2		
		FOOD PREPARATIONS NES	15		
		LOGS ROUND TIMBER	25		
		MET ORES NES	112		
		LUMBER AND TIMBER		700	
		VENEER AND PLYWOOD		1	
		WOODPULP		6,675	
		PAPER NES		889	
		PAPER PAPERBOARD NES		61	
		TEXTILE FAB MATRLS NES		14	
		CHEMICALS NES		132	
		CHEMICAL PRODUCTS NES		1	
		IRON AND STEEL PIPES		1	
	MACHINERY AND PARTS		50		
	COMMUNICATION EQUIPMENT		1		
	MISC EQUIPMENT NES		1		
	HOUSEHOLD GOODS	2	9		
	CONTAINERS EMPTY		15		
	MISC PRODUCTS NES		1		
	GENERAL CARGO		15		
			TOTAL	854	13,200
		SURINAM	WHEAT FLOUR		366
			TOTAL		366
	URUGUAY	FISH CANNED		2	
		LUMBER AND TIMBER		150	
		WOODPULP		723	
		CHEMICALS NES		68	
		ZINC BAR INGOT PIG		66	
		HOUSEHOLD GOODS		2	
		TOTAL		1,011	
	VENEZUELA	FISH FRESH OR FROZEN		5	
		FISH CANNED		233	
		OATS		285	
		WHEAT		164,628	
		CEREALS MILLED NES		430	
		FRUIT PREPARATIONS NES		25	
		FOOD PREPARATIONS NES		8	
		LUMBER AND TIMBER		59	
		VENEER AND PLYWOOD		15	
		WOODPULP		4,291	
		PAPER PAPERBOARD NES		345	
		TEXTILE FAB MATRLS NES		119	
		CHEMICALS NES		507	
		CHEMICAL PRODUCTS NES		2,048	
		COPPER AND ALLOYS NES		1	
		LFAD BAR INGOT PIG		20	
		MACHINERY AND PARTS		219	
	AUTOMOBILES AND CHASSIS		3		
	HOUSEHOLD GOODS	19			
	GENERAL CARGO			17	
		TOTAL	19	173,258	
	BERMUDA	FISH CANNED		14	
		GENERAL CARGO	2		
			TOTAL	2	14
	BRITISH HONDURAS	BOX CRATE COOPERAGE		27	
			TOTAL		27
	BARBADOS	FISH CANNED		4	

SHIPPING REPORT, 1962

TABLE 23. Cargoes Unloaded and Loaded in International Shipping at Selected Canadian Ports by Country of Origin and Destination, and by Commodity

Columns 4 and 5 show the tonnage of cargo unloaded and loaded at ports listed in Column 1.
Column 2 should be read as the ORIGIN of the tonnage shown in Column 4 and as the DESTINATION of the tonnage shown in Column 5.

SELECTED PORTS -1-	ORIGIN OR DESTINATION -2-	COMMODITY -3-	CARGO TONS		
			UNLOADED -4-	LOADED -5-	
VANCOUVER	BARBADOS	MOLASSES CRUDE	51		
		DIST ALCOHOLIC BEV	2		
		LUMBER AND TIMBER		2,402	
		AUTOMOBILES AND CHASSIS		1	
		TOTAL	53	2,407	
	JAMAICA		MEAT AND MEAT PREP NES		8
			FISH FRESH OR FROZEN		33
			FISH CANNED		127
			WHEAT FLOUR		6,441
			GRAIN CEREAL PREP NES	10	
			GRAIN FEEDS NES		1
			COMPLETE FEEDS		7
			DIST ALCOHOLIC BEV	9	
			LEATHER		2
			SAWMILL PRODUCTS NES		128
			VENEER AND PLYWOOD		165
			BOX CRATE COOPERAGE		35
			WOOD FAB MATRLS NES		12
			PAPER NES		161
			ANIMAL OILS AND FATS		1,783
			CHEMICAL PRODUCTS NES		2
			CEMENT		2
			MACHINERY AND PARTS		2
			HOUSEHOLD GOODS		1
	CONTAINERS EMPTY		9		
	TOTAL	19	8,917		
	LEEWARD AND WINDWARD IS		FISH CANNED		4
WHEAT FLOUR				500	
GRAIN CEREAL PREP NES			20		
NUTS NES			15		
SPICES			4		
GRAIN FEEDS NES				1	
DIST ALCOHOLIC BEV			42		
LUMBER AND TIMBER				93	
VENEER AND PLYWOOD				5	
NEWSPRINT PAPER				3	
PAPER NES				10	
HOUSEHOLD GOODS				3	
TOTAL			81	619	
TRINIDAD AND TOBAGO		FISH FRESH OR FROZEN		4	
		FISH CANNED		376	
		WHEAT FLOUR		2,874	
		GRAIN CEREAL PREP NES	10		
		FRUIT PREPARATIONS NES	14		
		SPICES	7		
		DIST ALCOHOLIC BEV	5		
		ASBESTOS UNMANUFACTURED		122	
		LUMBER AND TIMBER		7,765	
		VENEER AND PLYWOOD		232	
		WOOD FAB MATRLS NES		39	
		PAPER NES		407	
		PAPERBOARD		15	
		PAPER PAPERBOARD NES		31	
		ANIMAL OILS AND FATS		56	
		IRON AND STEEL NES		8	
		MACHINERY AND PARTS		18	
HOUSEHOLD GOODS	5	41			
CONTAINERS NES		9			
GENERAL CARGO	19	1,392			
TOTAL	60	13,389			
COSTA RICA		FISH CANNED		8	
		MALT		387	
		WHEAT FLOUR		17,539	
		CEREALS MILLED NES		5	
		COFFEE	768		

SHIPPING REPORT, 1962

429

TABLE 23. Cargoes Unloaded and Loaded in International Shipping at Selected Canadian Ports by Country of Origin and Destination, and by Commodity

Columns 4 and 5 show the tonnage of cargo unloaded and loaded at ports listed in Column 1.
Column 2 should be read as the ORIGIN of the tonnage shown in Column 4 and as the DESTINATION of the tonnage shown in Column 5.

SELECTED PORTS -1-	ORIGIN OR DESTINATION -2-	COMMODITY -3-	CARGO TONS		
			UNLOADED -4-	LOADED -5-	
VANCOUVER	COSTA RICA	SALT		83	
		LEATHER		1	
		VENEER AND PLYWOOD		2	
		PAPER NES		271	
		CHEMICALS NES		27	
		MISC EQUIPMENT NES		58	
		HOUSEHOLD GOODS		5	
		GENERAL CARGO		2	
		TOTAL	768	18,408	
		DOMINICAN REPUBLIC	WHEAT		
	WHEAT FLOUR				3,746
	COFFEE		84		
	WOODPULP				415
	PAPER NES				29
	ANIMAL OILS AND FATS				56
	MACHINERY AND PARTS		6		
	HOUSEHOLD GOODS		2		
	TOTAL	92		20,748	
	EL SALVADOR	WHEAT			11,706
		MALT			1,056
		WHEAT FLOUR			3,938
		APPLES			22
		FRESH FRUITS NES	1		
COFFEE		877			
RAW HIDES AND SKINS				3	
LOGS ROUND TIMBER		4			
TEXTILE FIBRES NES		693			
LEATHER				19	
SAWMILL PRODUCTS NES				1	
PAPER NES				137	
MARINE ANIMAL OILS				330	
CHEMICALS NES				12	
GENERAL CARGO		52		2	
TOTAL	1,627		17,226		
GUATEMALA	FISH CANNED			2	
	MARINE ANIMALS NES	32			
	WHEAT			800	
	MALT			2,157	
	WHEAT FLOUR			102	
	COFFEE	404			
	DIST ALCOHOLIC BEV			6	
	LOGS ROUND TIMBER	8			
	TEXTILE FIBRES NES	268			
	LEATHER			15	
	NEWSPRINT PAPER			162	
	PAPER NES			249	
	PAPER PAPERBOARD NES			45	
	FERTILIZERS ETC			151	
	MACHINERY AND PARTS			2	
	RUBBER TIRES AND TUBES			3	
	TOTAL	712		3,694	
HAITI	FISH FRESH OR FROZEN			1	
	FISH CANNED			7	
	TEXTILE FIBRES NES	26			
	VENEER AND PLYWOOD			15	
	TEXTILE FAB MATRLS NES	120			
TOTAL	146		23		
HONDURAS	WHEAT FLOUR			1,613	
	COFFEE	38			
	LOGS ROUND TIMBER	5			
	GENERAL CARGO			2	
TOTAL	43		1,615		
MEXICO		DRIED PRESERVED FRUITS		1	

SHIPPING REPORT, 1962

TABLE 23. Cargoes Unloaded and Loaded in International Shipping at Selected Canadian Ports by Country of Origin and Destination, and by Commodity

Columns 4 and 5 show the tonnage of cargo unloaded and loaded at ports listed in Column 1.
Column 2 should be read as the ORIGIN of the tonnage shown in Column 4 and as the DESTINATION of the tonnage shown in Column 5.

SELECTED PORTS -1-	ORIGIN OR DESTINATION -2-	COMMODITY -3-	CARGO TONS	
			UNLOADED -4-	LOADED -5-
VANCOUVER	MEXICO	COFFEE	1,220	
		FOOD PREPARATIONS NES	2	2
		DIST ALCOHOLIC BEV	7	
		CRUDE VEG MATRLS NES		37
		ASBESTOS UNMANUFACTURED		1,687
		SALT	87,840	
		WOODPULP		691
		PAPER NES		112
		CHEMICALS NES	10	120
		CHEMICAL PRODUCTS NES		486
ALUMINUM BAR INGOT		111		
MACHINERY AND PARTS		34		
HOUSEHOLD GOODS		23	2	
GENERAL CARGO		5	145	
		TOTAL	89,107	3,428
NETHERLANDS ANTILLES		MEAT AND MEAT PREP NES		2
		FISH FRESH OR FROZEN		11
		FISH CANNED		42
		MARINE ANIMALS NES		7
		WHEAT FLOUR		471
		FRUIT PREPARATIONS NES	15	
		FOOD PREPARATIONS NES		3
		TEXTILE FIBRES NES	195	
		LUMBER AND TIMBER		34
		PAPER NES		22
		CHEMICAL PRODUCTS NES		347
		FUEL OIL	19,600	
		HOUSEHOLD GOODS	3	12
		GENERAL CARGO	3	827
			TOTAL	19,816
NICARAGUA		FISH CANNED		3
		OATS		3
		MALT		1,275
		WHEAT FLOUR		10,142
		CEREALS MILLED NES		2
		COFFEE	37	
		TEXTILE FIBRES NES	110	
		NEWSPRINT PAPER		492
		PAPER PAPERBOARD NES		64
		VEG OILS AND FATS NES		1
	TOTAL	147	11,982	
PANAMA		FISH FRESH OR FROZEN		2
		FISH CANNED		3
		OATS		583
		MALT		1,305
		WHEAT FLOUR		9,058
		CEREALS MILLED NES		41
		APPLES		88
		COFFEE	144	
		GRAIN FEEDS NES		40
		DIST ALCOHOLIC BEV	39	
		CRUDE VEG MATRLS NES		6
		LUMBER AND TIMBER		380
		VENEER AND PLYWOOD		1
		PAPER NES		133
		PAPER PAPERBOARD NES		8
		CHEMICALS NES		354
		CHEMICAL PRODUCTS NES		1,279
COPPER AND ALLOYS NES		4		
HOUSEHOLD GOODS		47		
GENERAL CARGO	37	689		
	TOTAL	220	14,021	
PUERTO RICO		FISH CANNED		2
		WHEAT FLOUR		129
		GRAIN CEREAL PREP NES		4

SHIPPING REPORT, 1962

TABLE 23. Cargoes Unloaded and Loaded in International Shipping at Selected Canadian Ports by Country of Origin and Destination, and by Commodity

Columns 4 and 5 show the tonnage of cargo unloaded and loaded at ports listed in Column 1.
 Column 2 should be read as the ORIGIN of the tonnage shown in Column 4 and as the DESTINATION of the tonnage shown in Column 5.

SELECTED PORTS -1-	ORIGIN OR DESTINATION -2-	COMMODITY -3-	CARGO TONS			
			UNLOADED -4-	LOADED -5-		
VANCOUVER	PUERTO RICO	LUMBER AND TIMBER		8,748		
		WOOD FAB MATRLS NES		38		
		WOODPULP		119		
		COPPER AND ALLOYS NES		39		
		TOTAL		9,079		
	U S VIRGIN ISLANDS	DIST ALCOHOLIC BEV		7		
			NEWSPRINT PAPER		7	
		TOTAL	7	7		
	U S ALASKA		FISH FRESH OR FROZEN	49		
			VEGETABLES FRESH NES		2,443	
			FOOD PREPARATIONS NES		10,583	
			ALE BEER ETC		3,170	
			LDGS ROUND TIMBER		148	
			LEAD ORE AND CONC	13,724		
			ZINC ORE AND CONC	12,576		
			IRON AND STEEL SCRAP	181		
			NON FERROUS METAL SCRAP	21		
			ASBESTOS UNMANUFACTURED	50,531		
			LUMBER AND TIMBER		4,368	
			VENEER AND PLYWOOD		244	
			PAPER PAPERBOARD NES		50	
			CHEMICALS NES		186	
			CHEMICAL PRODUCTS NES		424	
			GASOLINE		2,967	
			FUEL OIL		18,553	
			LUB OILS AND GREASES		558	
			CASTINGS AND FORGINGS		62	
			STEEL BAR AND ROD		55	
			STEEL PLATE AND SHEET		39	
			STRUCTURAL SHAPES		609	
			RAILS AND TRACK MATRL		27	
			IRON AND STEEL PIPES		1,221	
			METAL FAB PROD NES		333	
			CEMENT		3,213	
			CEMENT BASIC PROD NES		68	
			LIME		699	
			NON MET MIN PROD NES		140	
			MACHINERY AND PARTS		193	
			AUTOMOBILES AND CHASSIS	13	229	
			CONTAINERS EMPTY		333	
			CONTAINERS NES		34	
			MISC PRODUCTS NES		319	
			GENERAL CARGO	822	3,549	
			TOTAL	77,917	54,817	
			U S HAWAII		MEAT FRESH	
MEAT AND MEAT PREP NES						1
BARLEY						1,600
OATS						30
MALT						241
CEREALS MILLED NES						30
APPLES						28
FRESH FRUITS NES					528	
FRUIT PREPARATIONS NES					2,928	
NUTS NES	4					
VEGETABLES FRESH NES		93				
COFFEE	24					
SAUSAGE SKINS CASINGS	2					
GRAIN FEEDS NES		10				
FEEDS ANIMAL ORIGIN		565				
CRUDE ANIMAL PROD NES		26				
CRUDE VEG MATRLS NES		3				
CRUDE WOOD MATRLS NES		11				
COAL BITUMINOUS		101				
CRUSHED STONE		20				
STONE CRUDE NES		60				
LUMBER AND TIMBER		1,084				

SHIPPING REPORT, 1962

TABLE 23. Cargoes Unloaded and Loaded in International Shipping at Selected Canadian Ports by Country of Origin and Destination, and by Commodity

Columns 4 and 5 show the tonnage of cargo unloaded and loaded at ports listed in Column 1.
Column 2 should be read as the ORIGIN of the tonnage shown in Column 4 and as the DESTINATION of the tonnage shown in Column 5.

SELECTED PORTS -1-	ORIGIN OR DESTINATION -2-	COMMODITY -3-	CARGO TONS	
			UNLOADED -4-	LOADED -5-
VANCOUVER	U S HAWAII	SAWMILL PRODUCTS NES		306
		WOOD FAB MATRLS NES		27
NEWSPRINT PAPER			402	
CHEMICALS NES			3,360	
FERTILIZERS ETC			7,165	
CHEMICAL PRODUCTS NES			1,680	
IRON AND STEEL PIPES			35	
LEAD BAR INGOT PIG			2	
LEAD AND ALLOYS NES			2	
MACHINERY AND PARTS			2	10
AUTOMOBILES AND CHASSIS			4	19
MISC VEH AND PARTS NES			3	
HOUSEHOLD GOODS			1	16
CONTAINERS EMPTY			15	
CONTAINERS NES			2	
MISC PRODUCTS NES			1	
GENERAL CARGO			3,416	119
		TOTAL	6,930	17,313
	U S PACIFIC PORTS	OTHER LIVE ANIMALS		83
		MEAT FRESH	233	
		FISH FRESH OR FROZEN	8	
		FISH CANNED	472	1,537
		MARINE ANIMALS NES	39	8
		CEREALS MILLED NES	10	
		GRAIN CEREAL PREP NES	10	
		FRESH FRUITS NES	26	
		FRUIT PREPARATIONS NES	47	
		VEGETABLES FRESH NES		9
		VEGETABLE PREPARATIONS	24	
		SUGAR	2	437
		MOLASSES AND SYRUPS NES	1,000	
		SUGAR PREPARATIONS	26	
		COFFEE	38	
		SPICES	9	
		SAUSAGE SKINS CASINGS		3
		FOOD PREPARATIONS NES	170	
		BRAN SHORTS MIDLINGS	15	
		ALE BEER ETC	43	
		WINES	9	
		DIST ALCOHOLIC BEV	144	8
		CRUDE VEG MATRLS NES	1	24
		LOGS ROUND TIMBER	33,056	40,244
		PULPWOOD	5,353	505,771
		WOOL AND ANIMAL HAIR	109	
		SLAGS DROSSES ETC	4,500	
		CLAY MATERIALS NES	10	
		SAND AND GRAVEL	249,564	2,000
		SALT	17,929	
		SULPHUR		504
		NON MET MIN CRUDE NES	15	
		HOGGED FUEL		202,270
		WASTE AND SCRAP NES	1,737	3
		LUMBER AND TIMBER	5,059	23,804
		VENEER AND PLYWOOD	121	44
		WOOD FAB MATRLS NES	6	18
		WOODPULP	1,000	4,119
		PAPER NES		1,221
		PAPERBOARD	177	
		TEXTILE FAB MATRLS NES	15	2
		ANIMAL OILS AND FATS	1	
	SOYABEAN OIL	3		
	VEG OILS AND FATS NES	1		
	OILS FATS WAXES NES	6		
	CHEMICALS NES	2,246	10	
	CHEMICAL PRODUCTS NES	110		
	GASOLINE	7,613	27,800	
	FUEL OIL	44,349		
	LUB OILS AND GREASES	3,990		

SHIPPING REPORT, 1962

TABLE 23. Cargoes Unloaded and Loaded In International Shipping at Selected Canadian Ports by Country of Origin and Destination, and by Commodity

Columns 4 and 5 show the tonnage of cargo unloaded and loaded at ports listed in Column 1.
Column 2 should be read as the ORIGIN of the tonnage shown in Column 4 and as the DESTINATION of the tonnage shown in Column 5.

SELECTED PORTS -1-	ORIGIN OR DESTINATION -2-	COMMODITY -3-	CARGO TONS		
			UNLOADED -4-	LOADED -5-	
VANCOUVER	U S PACIFIC PORTS	IRON STEEL INGOT ETC	23		
		STEEL BAR AND ROD	35		
		IRON AND STEEL PIPES	263	1,704	
		IRON AND STEEL NES	158		
		ALUMINUM BAR INGOT	1		
		ZINC AND ALLOYS NES	6		
		METAL FAB PROD NES	26	6	
		PLATE AND SHEET GLASS	127		
		GLASS BASIC PROD NES	1		
		CEMENT	5		
		CEMENT BASIC PROD NES	300		
		PLASTER	34		
		NON MET MIN PROD NES	34		
		MISC FAB MATRLS NES	11		
		MACHINERY AND PARTS	465	51	
		AUTOMOBILES AND CHASSIS	14	329	
		MOTOR VEH PARTS NES	32		
		MISC VEH AND PARTS NES	23		
		MISC EQUIPMENT NES	82		
		HOUSEHOLD GOODS	181	14	
	CONTAINERS EMPTY	131	90		
	WOOD END PRODUCTS	2	8		
	MISC PRODUCTS NES	34	2		
	GENERAL CARGO		3,013	30	
			TOTAL	384,297	812,175
		U S GREAT LAKES PORTS	WHEAT FLOUR		329
			CRUDE VEG MATRLS NES		3
			TOTAL		332
		U S ATLANTIC AND GULF PORTS	COCOA AND CHOCOLATE	4	
			FOOD PREPARATIONS NES	12	
			DIST ALCOHOLIC BEV	5	
			MET ORES NES	1	
			NON MET MIN CRUDE NES	4	
			LUMBER AND TIMBER		577,967
			WOODPULP		617
			TEXTILE FAB MATRLS NES	1	
			VEG OILS AND FATS NES	1	
			OILS FATS WAXES NES	25	
			CHEMICALS NES	16	
			CHEMICAL PRODUCTS NES	2	
			LUB OILS AND GREASES	37	
			PET AND COAL PROD NES	15	
			STEEL PLATE AND SHEET	65	
			STRUCTURAL SHAPES		53
			ALUMINUM NES	4	
			METAL FAB PROD NES	289	5
			MACHINERY AND PARTS	1	
		MISC VEH AND PARTS NES	16		
		MISC EQUIPMENT NES	3		
		HOUSEHOLD GOODS	27		
		MISC PRODUCTS NES	16		
		GENERAL CARGO	106		
		TOTAL	650	578,642	
		PORT TOTAL	1,124,214	7,240,366	

SHIPPING REPORT, 1962

TABLE 24. Cargoes Unloaded and Loaded in Coastwise Shipping at Selected Canadian Ports by Port of Origin or Destination, and by Commodity

Columns 4 and 5 show the tonnage of cargo unloaded and loaded at ports listed in Column 1.
Column 2 should be read as the ORIGIN of the tonnage shown in Column 4 and as the DESTINATION of the tonnage shown in Column 5.

SELECTED PORTS -1-	ORIGIN OR DESTINATION -2-	COMMODITY -3-	CARGO TONS	
			UNLOADED -4-	LOADED -5-
HALIFAX	ARGENTIA	FISH SMOKED SALTED	463	
		GENERAL CARGO		6,333
		TOTAL	463	6,333
	BAIE VERTE	FISH SMOKED SALTED	50	
		NON MET MIN PROD NES		100
		TOTAL	50	100
	BAY ROBERTS	FISH SMOKED SALTED	930	
		WHEAT FLOUR FERTILIZERS ETC		210 351
		TOTAL	930	561
	BELL ISLAND	GASOLINE		771
		FUEL OIL STRUCTURAL SHAPES		3,829 230
		TOTAL		4,830
	BURGEO	LUB OILS AND GREASES		10
		ASPHALT PET AND COAL PROD NES GENERAL CARGO		193 195 1,386
		TOTAL		1,784
	BURIN	FISH FRESH OR FROZEN	50	
		FISH SMOKED SALTED WHEAT FLOUR CHEMICALS NES GASOLINE FUEL OIL CONTAINERS EMPTY GENERAL CARGO	344	678 34 2,372 12,988
		TOTAL	422	16,107
	CARBONEAR	FISH FRESH OR FROZEN	335	
		FISH SMOKED SALTED WHEAT FLOUR GRAIN FEEDS NES LUMBER AND TIMBER FERTILIZERS ETC GASOLINE STRUCTURAL SHAPES NON MET MIN PROD NES GENERAL CARGO	428	55 55 142 890 100 175 50 55
		TOTAL	763	1,522
	CATALINA	FISH FRESH OR FROZEN	212	
		FISH SMOKED SALTED GASOLINE FUEL OIL	2,958	754 2,713
		TOTAL	3,170	3,467
	CORNERBROOK	GENERAL CARGO		5
		TOTAL		5
	CURLING	GASOLINE		19,585
		FUEL OIL		33,513
		TOTAL		53,098
	FORTUNE	FISH FRESH OR FROZEN	17	
		FUEL OIL GENERAL CARGO		975 155
		TOTAL	17	1,130
	GOOSE BAY	GENERAL CARGO	8	116
		TOTAL	8	116
	GRAND BANK	FISH SMOKED SALTED	802	
		DAIRY PRODUCE NES		70

SHIPPING REPORT, 1962

TABLE 24. Cargoes Unloaded and Loaded in Coastwise Shipping at Selected Canadian Ports by Port of Origin or Destination, and by Commodity

Columns 4 and 5 show the tonnage of cargo unloaded and loaded at ports listed in Column 1.
 Column 2 should be read as the ORIGIN of the tonnage shown in Column 4 and as the DESTINATION of the tonnage shown in Column 5.

SELECTED PORTS -1-	ORIGIN OR DESTINATION -2-	COMMODITY -3-	CARGO TONS	
			UNLOADED -4-	LOADED -5-
HALIFAX	GRAND BANK	MARINE ANIMAL OILS	4	
		CHEMICALS NES		36
		GASOLINE		300
		FUEL OIL		1,765
		CEMENT		43
		GENERAL CARGO		1,836
		TOTAL	806	4,050
	HARBOUR BRETON	FISH SMOKED SALTED	270	
		GASOLINE		35
		FUEL OIL		240
		GENERAL CARGO		461
		TOTAL	270	736
	HARBOUR BUFFETT	FISH SMOKED SALTED	174	
		MARINE ANIMAL OILS	4	
		TOTAL	178	
	HARBOUR GRACE	GASOLINE		3,125
		FUEL OIL		5,200
		TOTAL		8,325
	LEWISPORTE	GASOLINE		20,787
		FUEL OIL		61,312
	TOTAL		82,099	
PORT AUX BASQUES	MEAT FRESH		8	
	MEAT CURED		14	
	DAIRY PRODUCE NES		57	
	WHEAT FLOUR		275	
	CEREALS MILLED NES		37	
	SUGAR		330	
	MOLASSES CRUDE		25	
	TEA		15	
	FOOD PREPARATIONS NES		92	
	HAY AND STRAW		63	
	GRAIN FEEDS NES		244	
	CRUDE VEG MATRLS NES		14	
	LIMESTONE		70	
	CRUSHED STONE		80	
	SALT		26	
	WASTE AND SCRAP NES		30	
	LUMBER AND TIMBER		793	
	SAWMILL PRODUCTS NES		65	
	VENEER AND PLYWOOD		28	
	WOOD FAB MATRLS NES		39	
	WOODPULP		105	
	PAPERBOARD		60	
	BLDG PAPER AND MATRLS		47	
	FERTILIZERS ETC		107	
	GASOLINE		2,341	
	FUEL OIL		33,023	
	LUB OILS AND GREASES		54	
	STEEL PLATE AND SHEET		3	
	RAILS AND TRACK MATRL		30	
	IRON AND STEEL NES		8	
	CEMENT		62	
	PLASTER		75	
	LIME		76	
	NON MET MIN PROD NES		71	
	MISC VEH AND PARTS NES		45	
	RUBBER TIRES AND TUBES		12	
	MISC EQUIPMENT NES		11	
	HOUSEHOLD GOODS		122	
	CONTAINERS EMPTY	5	388	
	GENERAL CARGO		2,265	
	TOTAL	5	41,230	
ST ANTHONY	GRAIN FEEDS NES		159	

SHIPPING REPORT, 1962

TABLE 24. Cargoes Unloaded and Loaded in Coastwise Shipping at Selected Canadian Ports by Port of Origin or Destination, and by Commodity

Columns 4 and 5 show the tonnage of cargo unloaded and loaded at ports listed in Column 1.
 Column 2 should be read as the ORIGIN of the tonnage shown in Column 4 and as the DESTINATION of the tonnage shown in Column 5.

SELECTED PORTS -1-	ORIGIN OR DESTINATION -2-	COMMODITY -3-	CARGO TONS	
			UNLOADED -4-	LOADED -5-
HALIFAX	ST ANTHONY	COAL ANTHRACITE		75
		COAL BITUMINOUS		52
GASOLINE			1,642	
FUEL OIL			5,246	
GENERAL CARGO			771	
		TOTAL		7,945
	ST JOHNS	MEAT AND MEAT PREP NES		98
		FISH FRESH OR FROZEN	2,606	
		FISH SMOKED SALTED	523	
		FISH CANNED	86	
		MILK POWDER		7
		DAIRY PRODUCE NES		115
		BARLEY		5
		OATS		36
		WHEAT		15
		CEREALS UNMILLED NES		13
		MALT		416
		WHEAT FLOUR		1,055
		CEREALS MILLED NES		186
		GRAIN CEREAL PREP NES		568
		APPLES		57
		DRIED PRESERVED FRUITS		362
		FRUIT PREPARATIONS NES		50
		POTATOES		64
		VEGETABLES FRESH NES		138
		MOLASSES AND SYRUPS NES		66
		SUGAR PREPARATIONS		165
		COCOA AND CHOCOLATE		7
		COFFEE		14
		TEA		38
		SPICES		14
		FOOD PREPARATIONS NES		4,839
		GRAIN FEEDS NES		4,612
		COMPLETE FEEDS		187
		ALE BEER ETC		78
		DIST ALCOHOLIC BEV		133
		BEVERAGES NES		74
		TOBACCO		52
		TEXTILE FIBRES NES		28
		SALT		95
		LUMBER AND TIMBER		581
		SAWMILL PRODUCTS NES		23
		VENEER AND PLYWOOD		78
		WOOD FAB MATRLS NES		23
		NEWSPRINT PAPER		159
		PAPER NES		439
		PAPERBOARD		26
	BLDG PAPER AND MATRLS		40	
	PAPER PAPERBOARD NES		88	
	TEXTILE FAB MATRLS NES		35	
	CHEMICALS NES		15	
	CHEMICAL PRODUCTS NES	10		
	GASOLINE		26,874	
	FUEL OIL	700	150,662	
	LUB OILS AND GREASES		178	
	ASPHALT		67	
	PET AND COAL PROD NES		56	
	IRON STEEL INGOT ETC		38	
	STEEL BAR AND ROD		318	
	STEEL PLATE AND SHEET		207	
	STRUCTURAL SHAPES		501	
	IRON AND STEEL PIPES		138	
	IRON AND STEEL NES		57	
	ZINC BAR INGOT PIG		20	
	METAL FAB PROD NES		7	
	CEMENT		137	
	CEMENT BASIC PROD NES		497	
	NON MET MIN PROD NES		309	

SHIPPING REPORT, 1962

437

TABLE 24. Cargoes Unloaded and Loaded in Coastwise Shipping at Selected Canadian Ports by Port of Origin or Destination, and by Commodity

Columns 4 and 5 show the tonnage of cargo unloaded and loaded at ports listed in Column 1. Column 2 should be read as the ORIGIN of the tonnage shown in Column 4 and as the DESTINATION of the tonnage shown in Column 5.

SELECTED PORTS -1-	ORIGIN OR DESTINATION -2-	COMMODITY -3-	CARGO TONS	
			UNLOADED -4-	LOADED -5-
HALIFAX	ST JOHNS	MISC FAB MATRLS NES		20
		MACHINERY AND PARTS	20	35
		AUTOMOBILES AND CHASSIS		28
		MOTOR VEH PARTS NES	6	91
		MISC EQUIPMENT NES		70
		HOUSEHOLD GOODS	3	193
		CONTAINERS EMPTY		65
		CONTAINERS NES		105
		GENERAL CARGO	3,244	26,568
		TOTAL	7,198	222,335
	ST LAWRENCE	FUEL OIL		3,780
		TOTAL		3,780
	STEPHENVILLE	GASOLINE		923
		FUEL OIL		5,840
		TOTAL		6,763
ALL OTHER NFLD PORTS		FISH FRESH OR FROZEN	680	
		FISH SMOKED SALTED	5,674	150
		LOBSTER	20	
		OATS		40
		WHEAT FLOUR		2,646
		SUGAR		16
		GRAIN FEEDS NES		3,326
		FEEDS ANIMAL ORIGIN	26	
		SALT		675
		MARINE ANIMAL OILS	49	
		FERTILIZERS ETC		645
		GASOLINE		8,945
		FUEL OIL		10,384
		CONTAINERS EMPTY		8
		GENERAL CARGO		9,475
TOTAL	6,449	36,310		
CHARLOTTETOWN	GASOLINE		37,355	
	FUEL OIL		108,140	
	TOTAL		145,495	
SUMMERSIDE	FUEL OIL		22,108	
	TOTAL		22,108	
BRIDGEWATER	GASOLINE		1,449	
	FUEL OIL		2,293	
	TOTAL		3,742	
BROOKLYN	FUEL OIL		39,778	
	TOTAL		39,778	
CANSO		FISH FRESH OR FROZEN	292	
		SALT		2
		TEXTILE FAB MATRLS NES	1	
		GASOLINE		326
		FUEL OIL		1,228
		CONTAINERS EMPTY	4	
		GENERAL CARGO	24	1,110
TOTAL	321	2,666		
CHESTER		RAW HIDES AND SKINS	100	
		SALT		220
		MARINE ANIMAL OILS	1,270	
		TOTAL	1,370	220
LIVERPOOL		GASOLINE		1,181
		FUEL OIL		1,238
		TOTAL		2,419
LUNENBURG		GASOLINE		1,421
		FUEL OIL		2,833
		TOTAL		4,254

SHIPPING REPORT, 1962

TABLE 24. Cargoes Unloaded and Loaded in Coastwise Shipping at Selected Canadian Ports by Port of Origin or Destination, and by Commodity

Columns 4 and 5 show the tonnage of cargo unloaded and loaded at ports listed in Column 1.
Column 2 should be read as the ORIGIN of the tonnage shown in Column 4 and as the DESTINATION of the tonnage shown in Column 5.

SELECTED PORTS -1-	ORIGIN OR DESTINATION -2-	COMMOOITY -3-	CARGO TONS	
			UNLOADED -4-	LOADED -5-
HALIFAX	NEW GLASGOW	GASOLINE		519
		TOTAL		519
	NORTH SYDNEY	GRAIN FEEDS NES		14
		NON MET MIN PROD NES		25
		GENERAL CARGO		89
		TOTAL		128
	PICTOU	WHEAT FLOUR		10
		GRAIN FEEDS NES		20
		GASOLINE		182
		TOTAL		212
	PORT HAWKESBURY	FUEL OIL		2,374
		TOTAL		2,374
	PORT MULGRAVE	GASOLINE		2,186
		FUEL OIL		3,299
		TOTAL		5,485
	SHEET HARBOUR	FUEL OIL		2,798
		TOTAL		2,798
	SHELBURNE	FISH SMOKED SALTED		235
		GASOLINE		346
		FUEL OIL		545
		TOTAL		1,126
	SYONEY	SALT		20
		GASOLINE		46,362
		FUEL OIL		56,954
		GENERAL CARGO		50
		TOTAL		103,386
ALL OTHER N S PORTS		FISH FRESH OR FROZEN	25	
		FISH SMOKED SALTED	280	
		GASOLINE		371
		FUEL OIL		202
		GENERAL CARGO	1	
		TOTAL	306	573
BATHURST		GASOLINE		900
		FUEL OIL		13,573
		TOTAL		14,473
CAMPBELLTON		GASOLINE		2,384
		FUEL OIL		3,532
		TOTAL		5,916
CARAQUET		GASOLINE		178
		FUEL OIL		452
		TOTAL		630
CHATHAM		GASOLINE		1,300
		FUEL OIL		42,432
		TOTAL		43,732
GRAND MANAN		GASOLINE		52
		FUEL OIL		253
		TOTAL		305
NEWCASTLE		COPPER ORE AND CONC	3,696	
		GASOLINE		36,685
		FUEL OIL		57,028
		TOTAL	3,696	93,713
SAINT JOHN		DIST ALCOHOLIC BEV	60	
		GASOLINE	64,214	120,640
		FUEL OIL	92,446	258,594
		TOTAL	156,720	379,234

SHIPPING REPORT, 1962

439

TABLE 24. Cargoes Unloaded and Loaded in Coastwise Shipping at Selected Canadian Ports by Port of Origin or Destination, and by Commodity

Columns 4 and 5 show the tonnage of cargo unloaded and loaded at ports listed in Column 1.
Column 2 should be read as the ORIGIN of the tonnage shown in Column 4 and as the DESTINATION of the tonnage shown in Column 5.

SELECTED PORTS -1-	ORIGIN OR DESTINATION -2-	COMMODITY -3-	CARGO TONS	
			UNLOADED -4-	LOADED -5-
HALIFAX	SHIPPIGAN	GASOLINE		359
		FUEL OIL		489
		TOTAL		848
	ALL OTHER N B PORTS	FUEL OIL		36,794
		TOTAL		36,794
	BAIE COMEAU	GASOLINE		9,304
		FUEL OIL		21,538
		TOTAL		30,842
	CHICOUTIMI	GASOLINE		4,929
		FUEL OIL		37,089
		TOTAL		42,018
	FORESTVILLE	GASOLINE		8,730
		FUEL OIL		8,424
		TOTAL		17,154
	GASPE	GASOLINE		10,932
		FUEL OIL		14,386
		GENERAL CARGO		180
		TOTAL		25,498
	GRINDSTONE	FISH FRESH OR FROZEN	1,646	
		FISH SMOKED SALTED	316	
		LOBSTER	7	
		RAW HIDES AND SKINS	17	
		SALT		210
		LUMBER AND TIMBER		670
		GASOLINE		2,482
		FUEL OIL		2,046
		CONTAINERS EMPTY	5	
		GENERAL CARGO	60	535
		TOTAL	2,051	5,943
	MONTREAL	GYPSUM		129,116
		CHEMICALS NES	650	
		GASOLINE	93,542	4,288
		FUEL OIL	11,630	
		CEMENT	72,934	
		TOTAL	178,756	133,404
	QUEBEC	GYPSUM		8,250
		GASOLINE		5,281
		FUEL OIL		53,675
		TOTAL		67,206
	RIMOUSKI	GASOLINE		40,100
		FUEL OIL		43,471
		TOTAL		83,571
	SEPT ILES	GASOLINE		16,123
		FUEL OIL		3,158
		TOTAL		19,281
	ALL OTHER QUEBEC PORTS	FISH SMOKED SALTED	300	
		TOTAL	300	
	PORT ARTHUR-FORT WILLIAM	BARLEY	11,156	
		CORN	2,021	
		OATS	6,558	
		WHEAT	109,649	
		MALT	1,080	
		WHEAT FLOUR	3,386	
		HULLS SCREENINGS ETC	1,000	
		TOTAL	134,850	
	SARNIA	CHEMICALS NES	1,100	
		TOTAL	1,100	

SHIPPING REPORT, 1962

TABLE 24. Cargoes Unloaded and Loaded in Coastwise Shipping at Selected Canadian Ports by Port of Origin or Destination, and by Commodity

Columns 4 and 5 show the tonnage of cargo unloaded and loaded at ports listed in Column 1.
Column 2 should be read as the ORIGIN of the tonnage shown in Column 4 and as the DESTINATION of the tonnage shown in Column 5.

SELECTED PORTS -1-	ORIGIN OR DESTINATION -2-	COMMODITY -3-	CARGO TONS	
			UNLOADED -4-	LOADED -5-
HALIFAX	SAULT STE MARIE	STRUCTURAL SHAPES	881	
		TOTAL PORT TOTAL	881	
			501,080	1,840,471
SAINT JOHN	BURGEO	FUEL OIL		1,050
		TOTAL		1,050
	CATALINA	FUEL OIL		224
		TOTAL		224
	CORNERBROOK	GASOLINE		2,790
		FUEL OIL		11,989
		TOTAL		14,779
	FORTUNE	FUEL OIL		226
		TOTAL		226
	ST JOHNS	MOLASSES CRUDE		93
		MOLASSES AND SYRUPS NES		32
		TEA		238
		FOOD PREPARATIONS NES		116
		GASOLINE		8,613
		FUEL OIL		33,281
		LUB OILS AND GREASES		40
		HOUSEHOLD GOODS		14
		MISC PRODUCTS NES		19
		GENERAL CARGO		554
		TOTAL		43,000
	TILT COVE	FUEL OIL		6,162
		TOTAL		6,162
	ALL OTHER NFLD PORTS	FUEL OIL		3,460
		STRUCTURAL SHAPES		300
		TOTAL		3,760
	CHARLOTTETOWN	GASOLINE	1,600	52,142
		FUEL OIL		95,581
		TOTAL	1,600	147,723
	BRIDGEWATER	GASOLINE		910
		FUEL OIL		508
		TOTAL		1,418
	DIGBY	LUMBER AND TIMBER		180
		GASOLINE		1,902
		FUEL OIL		4,721
		GENERAL CARGO	25,703	40,067
		TOTAL	25,703	46,870
	FREEPORT	GENERAL CARGO	85	129
		TOTAL	85	129
	HALIFAX	GASOLINE	120,750	64,214
		FUEL OIL	259,197	87,446
		TOTAL	379,947	151,660
	LIVERPOOL	GASOLINE		1,541
		FUEL OIL		3,975
		TOTAL		5,516
	LUNENBURG	GASOLINE		615
		FUEL OIL	84	898
		TOTAL	84	1,513
	MARGARETVILLE	GASOLINE	76	13,857
		FUEL OIL		20,805
		TOTAL	76	34,662
	PARRSBORO	GASOLINE		1,617

SHIPPING REPORT, 1962

TABLE 24. Cargoes Unloaded and Loaded in Coastwise Shipping at Selected Canadian Ports by Port of Origin or Destination, and by Commodity

Columns 4 and 5 show the tonnage of cargo unloaded and loaded at ports listed in Column 1.
 Column 2 should be read as the ORIGIN of the tonnage shown in Column 4 and as the DESTINATION of the tonnage shown in Column 5.

SELECTED PORTS -1-	ORIGIN OR DESTINATION -2-	COMMODITY -3-	CARGO TONS	
			UNLOADED -4-	LOADED -5-
SAINT JOHN	PARRSBORO	FUEL OIL		1,722
		TOTAL		3,339
	PORT MULGRAVE	FUEL OIL		199
		TOTAL		199
	SHELBURNE	GASOLINE		3,093
		FUEL OIL		7,283
		TOTAL		10,376
	SYDNEY	GASOLINE		12,563
		FUEL OIL		14,508
		TOTAL		27,071
	YARMOUTH	GASOLINE		2,242
		FUEL OIL		6,308
		GENERAL CARGO	201	1,555
		TOTAL	201	10,105
	ALL OTHER N S PORTS	GENERAL CARGO	52	281
		TOTAL	52	281
	BATHURST	GASOLINE		1,180
		FUEL OIL		3,780
		TOTAL		4,960
	CAMPBELLTON	GASOLINE		2,427
		FUEL OIL		1,370
		TOTAL		3,797
	FREDERICTON	FUEL OIL		1,414
		TOTAL		1,414
	GRAND HARBOUR	GENERAL CARGO	470	1,300
		TOTAL	470	1,300
	GRAND MANAN	FISH FRESH OR FROZEN	71	
		COAL BITUMINOUS		1
		SALT		140
		GASOLINE		977
		FUEL OIL		2,587
		TAR PITCH AND CREOSOTE		211
		MACHINERY AND PARTS	113	100
		CONTAINERS EMPTY	3	
		GENERAL CARGO	1,306	6,088
		TOTAL	1,493	10,104
	MONCTON	GASOLINE		17,043
		FUEL OIL		25,915
		TOTAL		42,958
	ST MARTINS	LUMBER AND TIMBER	1,365	
		TOTAL	1,365	
	ST STEPHEN	GASOLINE		2,253
		FUEL OIL		5,073
		TOTAL		7,326
	SEAL COVE	FISH SMOKED SALTED	14	
		BEVERAGES NES		15
		SALT		50
		GASOLINE		11
		FUEL OIL		20
		CONTAINERS EMPTY	7	
		TOTAL	21	96
	WELSHPOOL	GASOLINE		311
		FUEL OIL		786
		TOTAL		1,097

SHIPPING REPORT, 1962

TABLE 24. Cargoes Unloaded and Loaded in Coastwise Shipping at Selected Canadian Ports by Port of Origin or Destination, and by Commodity

Columns 4 and 5 show the tonnage of cargo unloaded and loaded at ports listed in Column 1.
Column 2 should be read as the ORIGIN of the tonnage shown in Column 4 and as the DESTINATION of the tonnage shown in Column 5.

SELECTED PORTS -1-	ORIGIN OR DESTINATION -2-	COMMODITY -3-	CARGO TONS	
			UNLOADED -4-	LOADED -5-
SAINT JOHN	WILSONS BEACH	FISH FRESH OR FROZEN	40	
		FISH CANNED	730	12
		FOOD PREPARATIONS NES		77
		GASOLINE		145
		FUEL OIL		250
		CONTAINERS EMPTY	165	32
		CONTAINERS NES		6
		GENERAL CARGO		15
		TOTAL	935	537
		ALL OTHER N B PORTS	LUMBER AND TIMBER	175
	GASOLINE			667
	FUEL OIL			2,929
	GENERAL CARGO		80	
	TOTAL	255	3,596	
	CHICOUTIMI	FUEL OIL		14,576
		TOTAL		14,576
	MONTREAL	GASOLINE	10,681	
			7,585	48,603
		FUEL OIL	18,266	48,803
TOTAL				
QUEBEC	GASOLINE		47,316	
			110,185	
	FUEL OIL		157,501	
TOTAL				
RIMOUSKI	GASOLINE		2,569	
			7,344	
	FUEL OIL		9,913	
TOTAL				
TROIS RIVIERES	GASOLINE		7,161	
			10,110	
	FUEL OIL		17,271	
TOTAL				
PORT ARTHUR	WHEAT FLOUR	1,360		
		1,360		
TOTAL				
CHEMAINUS	LUMBER AND TIMBER	3,017		
		3,017		
TOTAL				
VICTORIA	LUMBER AND TIMBER	976		
		976		
	PORT TOTAL	435,906	835,312	
MONTREAL	BAIE VERTE	GENERAL CARGO		3,428
		MACHINERY AND PARTS	240	110
		IRON AND STEEL SCRAP	11	
		STRUCTURAL SHAPES		597
	TOTAL	251	4,135	
	BOTWOOD	GENERAL CARGO	16	8,066
			16	8,066
	TOTAL			
	BURGEO	AUTOMOBILES AND CHASSIS	1	
			1	
	TOTAL			
	BURIN	FISH FRESH OR FROZEN	35	
			30	
		FEEDS ANIMAL ORIGIN		109
STRUCTURAL SHAPES			25	
GENERAL CARGO		134		
TOTAL	65			
CARBONEAR	WHEAT FLOUR		225	
	MACHINERY AND PARTS	25	225	
TOTAL	25			
CATALINA	FEEDS ANIMAL ORIGIN	142		
		142		
TOTAL				

SHIPPING REPORT, 1962

TABLE 24. Cargoes Unloaded and Loaded in Coastwise Shipping at Selected Canadian Ports by Port of Origin or Destination, and by Commodity

Columns 4 and 5 show the tonnage of cargo unloaded and loaded at ports listed in Column 1.
 Column 2 should be read as the ORIGIN of the tonnage shown in Column 4 and as the DESTINATION of the tonnage shown in Column 5.

SELECTED PORTS -1-	ORIGIN OR DESTINATION -2-	COMMODITY -3-	CARGO TONS	
			UNLOADED -4-	LOADED -5-
MONTREAL	CORNERBROOK	CATTLE		15
		GRAIN CEREAL PREP NES	3	
		FOOD PREPARATIONS NES	2	11,776
		GRAIN FEEDS NES		505
		ALE BEER ETC		61
		IRON AND STEEL SCRAP	418	
		CLAY MATERIALS NES		10
		GYP SUM	490	
		LUMBER AND TIMBER		24
		FLOORING		8
		NEWSPRINT PAPER		250
		PAPER NES	52	654
		PAPERBOARD		73
		BLDG PAPER AND MATRLS		2,125
		GLYCOL		59
		CHEMICALS NES		200
		FERTILIZERS ETC		44
		CHEMICAL PRODUCTS NES		60
		GASOLINE		8,611
		FUEL OIL		7,445
		LUB OILS AND GREASES		686
		PIG IRON		34
		STRUCTURAL SHAPES		174
METAL FAB PROD NES	5	994		
PLATE AND SHEET GLASS		14		
CEMENT BASIC PROD NES		14		
NON MET MIN PROD NES	18,922	12		
MISC FAB MATRLS NES		44		
MACHINERY AND PARTS	142	606		
AUTOMOBILES AND CHASSIS		93		
TRUCKS AND CHASSIS	53	12		
RUBBER TIRES AND TUBES	1	88		
MISC EQUIPMENT NES		54		
HOUSEHOLD GOODS	1	137		
FIREARMS AND AMMUNITION		6		
CONTAINERS EMPTY	57	96		
CONTAINERS NES		20		
MISC PRODUCTS NES	3			
GENERAL CARGO	140	12,283		
	TOTAL	20,289	47,287	
	GOOSE BAY	IRON AND STEEL SCRAP	801	
		LIMESTONE		16
		WASTE AND SCRAP NES	55	
		GASOLINE		10,646
		FUEL OIL		17,881
		ASPHALT		307
		MACHINERY AND PARTS	129	
		CONTAINERS EMPTY	83	
	GENERAL CARGO	350	6,140	
	TOTAL	1,418	34,990	
	HARBOUR BRETON	GENERAL CARGO		53
		TOTAL		53
	HARBOUR GRACE	GASOLINE		3,829
		FUEL OIL		6,194
		TOTAL		10,023
	HOLYROOD	GASOLINE	3,447	
		FUEL OIL	6,367	
		TOTAL	9,814	
	LEWISPORTE	BLDG PAPER AND MATRLS		315
		GASOLINE		720
		GENERAL CARGO		363
		TOTAL		1,398
	ST ANTHONY	GASOLINE		113
		TOTAL		113

SHIPPING REPORT, 1962

TABLE 24. Cargoes Unloaded and Loaded in Coastwise Shipping at Selected Canadian Ports by Port of Origin or Destination, and by Commodity

Columns 4 and 5 show the tonnage of cargo unloaded and loaded at ports listed in Column 1.
Column 2 should be read as the ORIGIN of the tonnage shown in Column 4 and as the DESTINATION of the tonnage shown in Column 5.

SELECTED PORTS -1-	ORIGIN OR DESTINATION -2-	COMMODITY -3-	CARGO TONS	
			UNLOADED -4-	LOADED -5-
MONTREAL	ST JOHNS	MEAT FRESH		763
		MILK POWDER		47
		DAIRY PRODUCE NES		113
		WHEAT FLOUR		1,984
		GRAIN CEREAL PREP NES		75
		FRESH FRUITS NES		19
		FROZEN FRUITS BERRIES		115
		DRIED PRESERVED FRUITS		60
		NUTS NES		1
		VEGETABLES FROZEN		115
		BEANS AND PEAS DRIED		50
		SUGAR		250
		SUGAR PREPARATIONS		247
		TEA		5
		FOOD PREPARATIONS NES		12,840
		GRAIN FEEDS NES		1,891
		FEEDS ANIMAL ORIGIN	360	11
		DIST ALCOHOLIC BEV		10
		BEVERAGES NES		116
		TOBACCO		
		IRON AND STEEL SCRAP	200	552
		LUMBER AND TIMBER		137
		SAWMILL PRODUCTS NES		50
		VENEER AND PLYWOOD		5
		WOOD FAB MATRLS NES		113
		PAPER NES		436
		PAPERBOARD		463
		BLDG PAPER AND MATRLS		360
		PAPER PAPERBOARD NES		3
		ANIMAL OILS AND FATS		
		MARINE ANIMAL OILS	620	21
		GLYCOL		125
		CHEMICALS NES		9,456
		GASOLINE		10,268
		FUEL OIL		1,303
		LUB OILS AND GREASES		15
		TAR PITCH AND CREOSOTE		20
		PET AND COAL PROD NES		40
		STEEL BAR AND ROD		5,057
		STRUCTURAL SHAPES		1,359
		IRON AND STEEL PIPES		61
		IRON AND STEEL NES		45
		METAL FAB PROD NES		34
		PLATE AND SHEET GLASS		23
		CEMENT		178
		CEMENT BASIC PROD NES		91
		NON MET MIN PROD NES		266
MACHINERY AND PARTS		950		
AUTOMOBILES AND CHASSIS		100		
TRUCKS AND CHASSIS		63		
MOTOR VEH PARTS NES		146		
MISC EQUIPMENT NES		331		
HOUSEHOLD GOODS		128		
CONTAINERS EMPTY		790		
CONTAINERS NES		1		
MISC PRODUCTS NES				
GENERAL CARGO		1,277		
		2,457	43,789	
		TOTAL	95,491	
	ST LAWRENCE	LUMBER AND TIMBER		46
		GENERAL CARGO		85
		TOTAL		131
	STEPHENVILLE	MACHINERY AND PARTS	29	
		TOTAL	29	
	TILT COVE	LIME		1,129
		CONTAINERS EMPTY	9	
		GENERAL CARGO	50	2,331
		TOTAL	59	3,460

SHIPPING REPORT, 1962

445

TABLE 24. Cargoes Unloaded and Loaded in Coastwise Shipping at Selected Canadian Ports by Port of Origin or Destination, and by Commodity

Columns 4 and 5 show the tonnage of cargo unloaded and loaded at ports listed in Column 1. Column 2 should be read as the ORIGIN of the tonnage shown in Column 4 and as the DESTINATION of the tonnage shown in Column 5.

SELECTED PORTS -1-	ORIGIN OR DESTINATION -2-	COMMODITY -3-	CARGO TONS	
			UNLOADED -4-	LOADED -5-
MONTREAL	ALL OTHER NFLD PORTS	GASOLINE		6,480
		FUEL OIL		800
		TAR PITCH AND CREOSOTE		2,000
		GENERAL CARGO	81	3,022
		TOTAL	81	12,302
	CHARLOTTETOWN	GASOLINE		11,076
		FUEL OIL		20,661
		TOTAL		31,737
	BADDECK	GYP SUM	248,255	
		TOTAL	248,255	
	HALIFAX	GYP SUM	129,188	
		CHEMICALS NES		650
		GASOLINE	4,288	92,862
		FUEL OIL		11,631
		CEMENT		69,937
	TOTAL	133,476	175,080	
PORT HAWKESBURY	GYP SUM	3,473		
	GASOLINE		5,039	
	TOTAL	3,473	5,039	
SYDNEY	COAL BITUMINOUS	1,050,911		
	GASOLINE		2,000	
	TAR PITCH AND CREOSOTE	8,529		
	TOTAL	1,059,440	2,000	
CHATHAM	GASOLINE		60,759	
	FUEL OIL		15,411	
	CEMENT		31,237	
	TOTAL		107,407	
SAINT JOHN	GRAIN CEREAL PREP NES		16	
	FOOD PREPARATIONS NES		25	
	GRAIN FEEDS NES		38	
	TOBACCO		9	
	CHEMICALS NES		20	
	GASOLINE		10,681	
	FUEL OIL	29,705	7,585	
	IRON AND STEEL PIPES		25	
	PLATE AND SHEET GLASS		32	
	CONTAINERS NES		8	
	GENERAL CARGO		129	
		TOTAL	29,705	18,568
	BAIE COMEAU	IRON AND STEEL SCRAP	2,950	
VENEER AND PLYWOOD			8	
PAPER PAPERBOARD NES			10	
CHEMICALS NES			117	
CHEMICAL PRODUCTS NES			7	
GASOLINE			21,096	
FUEL OIL			22,087	
LUB OILS AND GREASES			143	
STEEL BAR AND ROD			793	
STRUCTURAL SHAPES			160	
ALUMINUM BAR INGOT		1,249		
CEMENT			47,544	
MACHINERY AND PARTS			70	
HOUSEHOLD GOOOS		246		
CONTAINERS EMPTY		2	25	
GENERAL CARGO		919	35,195	
		TOTAL	5,366	127,255
CAP CHAT	GENERAL CARGO		492	
	TOTAL		492	
CHANDLER	FUEL OIL		51,024	

SHIPPING REPORT, 1962

TABLE 24. Cargoes Unloaded and Loaded in Coastwise Shipping at Selected Canadian Ports by Port of Origin or Destination, and by Commodity

Columns 4 and 5 show the tonnage of cargo unloaded and loaded at ports listed in Column 1.
Column 2 should be read as the ORIGIN of the tonnage shown in Column 4 and as the DESTINATION of the tonnage shown in Column 5.

SELECTED PORTS -1-	ORIGIN OR DESTINATION -2-	COMMODITY -3-	CARGO TONS	
			UNLOADED -4-	LOADED -5-
MONTREAL	CHANDLER	MACHINERY AND PARTS	158	55
		GENERAL CARGO		
		TOTAL	158	51,079
	CHICOUTIMI	GASOLINE		132,620
		FUEL OIL		147,271
		GENERAL CARGO		4,209
		TOTAL		284,100
	CLARKE CITY	RAILWAY TIES		200
		GENERAL CARGO	34	663
		TOTAL	34	863
	CONTRECOEUR	FUEL OIL		650
		GENERAL CARGO		8
		TOTAL		658
	FORESTVILLE	GYPHUM		40
		CHEMICALS NES		200
GASOLINE			705	
FUEL OIL			310	
LUB OILS AND GREASES			50	
CEMENT			18	
CONTAINERS EMPTY			14	
GENERAL CARGO			669	
	TOTAL		2,006	
GASPE	LUMBER AND TIMBER	227		
	CHEMICALS NES		400	
	GASOLINE		6,489	
	FUEL OIL		13,535	
	GENERAL CARGO		940	
	TOTAL	227	21,364	
GODBOUT	GASOLINE		544	
	LUB OILS AND GREASES		15	
	GENERAL CARGO		13	
	TOTAL		572	
GRINDSTONE	MARINE ANIMAL OILS	79		
		TOTAL	79	
HAVRE ST PIERRE	GASOLINE		752	
	FUEL OIL		3,799	
	MACHINERY AND PARTS	23	1,001	
	GENERAL CARGO	84	1,609	
	TOTAL	107	7,161	
LANORATE	FUEL OIL		1,317	
		TOTAL	1,317	
LES ESCOUAINS	LUMBER AND TIMBER		335	
	CHEMICALS NES		220	
	STEEL PLATE AND SHEET		62	
	GENERAL CARGO		146	
	TOTAL		763	
LEVIS	FUEL OIL		785	
		TOTAL	785	
MATANE	LUMBER AND TIMBER	675		
	GENERAL CARGO		461	
	TOTAL	675	461	
MONT LOUIS	LUMBER AND TIMBER	1,163		
	STEEL BAR AND ROD		702	
	COPPER UNALLOYED	3,298		
	COPPER ALLOYED	2,905		
	GENERAL CARGO		1,454	
	TOTAL	7,366	2,156	

SHIPPING REPORT, 1962

447

TABLE 24. Cargoes Unloaded and Loaded in Coastwise Shipping at Selected Canadian Ports by Port of Origin or Destination, and by Commodity

Columns 4 and 5 show the tonnage of cargo unloaded and loaded at ports listed in Column 1.
Column 2 should be read as the ORIGIN of the tonnage shown in Column 4 and as the DESTINATION of the tonnage shown in Column 5.

SELECTED PORTS -1-	ORIGIN OR DESTINATION -2-	COMMODITY -3-	CARGO TONS	
			UNLOADED -4-	LOADED -5-
MONTREAL	PENTECOTE	CHEMICAL PRODUCTS NES		41
		GENERAL CARGO		23
		TOTAL		64
	POINTE AU PIC	CHEMICALS NES		40
		GENERAL CARGO		78
		TOTAL		118
	PORT ALFRED	NEWSPRINT PAPER	2,000	
		TOTAL	2,000	
	PORT MENIER	GASOLINE		1,185
		FUEL OIL		1,363
		TOTAL		2,548
QUEBEC		FOOD PREPARATIONS NES		240
		TOBACCO	250	
		LUMBER AND TIMBER	62	160
		SAWMILL PRODUCTS NES	10	
		GASOLINE	580	412,054
		FUEL OIL	5,600	477,375
		STEEL PLATE AND SHEET		780
		IRON AND STEEL PIPES		30
		CEMENT BASIC PROD NES		80
		MACHINERY AND PARTS	115	5
		AUTOMOBILES AND CHASSIS	3	6
		GENERAL CARGO	1,383	16,550
			TOTAL	8,003
RIMOUSKI		GASOLINE		84,788
		FUEL OIL		62,699
		CEMENT BASIC PROD NES		10
		GENERAL CARGO		446
		TOTAL		147,943
RIVIERE DU LOUP		GASOLINE		5,722
		TOTAL		5,722
STE ANNE DES MONTS		GASOLINE		3,000
		FUEL OIL		1,626
		GENERAL CARGO		825
		TOTAL		5,451
SEPT ILES		DIST ALCOHOLIC BEV		20
		LUMBER AND TIMBER		373
		RAILWAY TIES		37
		BLDG PAPER AND MATRLS		25
		PAPER PAPERBOARD NES		15
		CHEMICALS NES		79
		CHEMICAL PRODUCTS NES		10
		GASOLINE		22,501
		FUEL OIL		12,477
		LUB OILS AND GREASES	20	195
		PET AND COAL PROD NES		50
		STEEL BAR AND ROD		42
		STRUCTURAL SHAPES		17,520
		IRON AND STEEL PIPES		29
		IRON AND STEEL NES		166
		METAL FAB PROD NES		25
		CEMENT		34,641
		NON MET MIN PROD NES		218
		MACHINERY AND PARTS	1,578	13,092
		RAILWAY ROLLING STOCK	217	3,074
		AUTOMOBILES AND CHASSIS	32	792
		TRUCKS AND CHASSIS	14	1,328
		MOTOR VEHICLE NES	20	151
MISC VEH AND PARTS NES	60	18		
MISC EQUIPMENT NES	2			
CONTAINERS EMPTY			10	

SHIPPING REPORT, 1962

TABLE 24. Cargoes Unloaded and Loaded in Coastwise Shipping at Selected Canadian Ports by Port of Origin or Destination, and by Commodity

Columns 4 and 5 show the tonnage of cargo unloaded and loaded at ports listed in Column 1.
Column 2 should be read as the ORIGIN of the tonnage shown in Column 4 and as the DESTINATION of the tonnage shown in Column 5.

SELECTED PORTS -1-	ORIGIN OR DESTINATION -2-	COMMODITY -3-	CARGO TONS	
			UNLOADED -4-	LOADED -5-
MONTREAL	SEPT ILES	GENERAL CARGO	3,572	81,322
		TOTAL	5,515	188,210
	SOREL	CRUDE PETROLEUM	2,000	
		GASOLINE		2
		FUEL OIL	2,800	32,169
		TOTAL	4,800	32,171
	TRINITY BAY	CHEMICALS NES		225
		TOTAL		225
	TROIS RIVIERES	CRUDE PETROLEUM	2,800	
		GASOLINE		64,234
		FUEL OIL		130,995
		LUB OILS AND GREASES		20
		MISC VEH AND PARTS NES	16	
		GENERAL CARGO		690
		TOTAL	2,816	195,939
	VARENNES	GASOLINE		8,000
		FUEL OIL		57,742
		TOTAL		65,742
	PORT CARTIER	BLDG PAPER AND MATRLS		186
		CHEMICALS NES		3,200
		GASOLINE		1,151
		FUEL OIL		1,700
		IRON AND STEEL PIPES		23
		CEMENT		131
		GENERAL CARGO	281	11,542
		TOTAL	281	17,935
	ALL OTHER QUEBEC PORTS	POTATOES	81	
		LUMBER AND TIMBER	5,813	
		SAWMILL PRODUCTS NES	18	
		CHEMICALS NES		240
		GASOLINE		744
		FUEL OIL		1,929
		LUB OILS AND GREASES		30
		STEEL BAR AND ROD		31
		STEEL PLATE AND SHEET		402
		STRUCTURAL SHAPES		44
		CEMENT		1,315
		MACHINERY AND PARTS	125	75
		AUTOMOBILES AND CHASSIS	2	
		CONTAINERS EMPTY	75	
		GENERAL CARGO	1,050	9,584
			TOTAL	7,164
	BELLEVILLE	GYPSUM		1,849
		FUEL OIL		26,037
		TOTAL		27,886
	CLARKSON	GASOLINE	10,127	
		FUEL OIL		40,110
		LUB OILS AND GREASES		14,800
		PET AND COAL PROD NES	17,937	
		TOTAL	28,064	54,910
	COBOURG	COAL BITUMINOUS		4,507
		FUEL OIL		8,805
		TOTAL		13,312
	CORNWALL	COAL BITUMINOUS		80,492
		FUEL OIL		59,262
		TOTAL		139,754
	GODERICH	BARLEY	9,256	
		WHEAT	1,840	

SHIPPING REPORT, 1962

TABLE 24. Cargoes Unloaded and Loaded in Coastwise Shipping at Selected Canadian Ports by Port of Origin or Destination, and by Commodity

Columns 4 and 5 show the tonnage of cargo unloaded and loaded at ports listed in Column 1. Column 2 should be read as the ORIGIN of the tonnage shown in Column 4 and as the DESTINATION of the tonnage shown in Column 5.

SELECTED PORTS -1-	ORIGIN OR DESTINATION -2-	COMMODITY -3-	CARGO TONS	
			UNLOADED -4-	LOADED -5-
MONTREAL	GODERICH	SALT	105,550	
		TOTAL	116,646	
HAMILTON		MOLASSES CRUDE		2,780
		COAL BITUMINOUS		5,217
		FLUORSPAR		12,077
		CHEMICALS NES	700	
		FUEL OIL		153,449
		LUB OILS AND GREASES		1,200
		TAR PITCH AND CREOSOTE	7,070	
		GENERAL CARGO	149,398	24,616
		TOTAL	157,168	199,339
		KINGSTON		BARLEY
CORN	989			
OATS	7,060			
WHEAT	347,193			
FLAXSEED	1,248			
SOYABEANS	2,394			
COAL BITUMINOUS				8,985
FUEL OIL				80,103
TOTAL	364,923			89,088
LEAMINGTON				DRIED PRESERVED FRUITS
		VEGETABLES FRESH NES		14
		BEANS AND PEAS DRIED	5	47
		FOOD PREPARATIONS NES	827	
		TOBACCO	22,347	
		SOYABEANS	1,129	
		LUMBER AND TIMBER	32	16
		METAL FAB PROD NES		11
		CONTAINERS NES		126
		GENERAL CARGO	8,348	913
TOTAL	32,688	1,136		
OSHAWA		COAL BITUMINOUS		12,160
		FUEL OIL		23,537
TOTAL		35,697		
PELEE ISLAND		SOYABEANS	4,154	
TOTAL		4,154		
PICTON		COAL BITUMINOUS		9,370
TOTAL				9,370
PORT ARTHUR-FORT WILLIAM		BARLEY	150,183	
		OATS	111,223	
		RYE	43,925	
		WHEAT	1,173,481	
		CEREALS UNMILLED NES	765	
		MALT	47,380	
		WHEAT FLOUR	1,510	
		CEREALS MILLED NES	812	
		FOOD PREPARATIONS NES	63	
		HULLS SCREENINGS ETC	15,832	
		SOYABEAN OIL CAKE ETC	56	
		FEEDS VEG ORIGIN NES	5	
		DIST ALCOHOLIC BEV	98	
		FLAXSEED	161,461	
		NEWSPRINT PAPER	2,741	
		CHEMICAL PRODUCTS NES	531	
		FUEL OIL		3,600
		TAR PITCH AND CREOSOTE	152	
		IRON AND STEEL NES	5	
		METAL FAB PROD NES	5	
AUTOMOBILES AND CHASSIS	148			
HOUSEHOLD GOODS	13			
CONTAINERS NES	7			

SHIPPING REPORT, 1962

TABLE 24. Cargoes Unloaded and Loaded in Coastwise Shipping at Selected Canadian Ports by Port of Origin or Destination, and by Commodity

Columns 4 and 5 show the tonnage of cargo unloaded and loaded at ports listed in Column 1.
Column 2 should be read as the ORIGIN of the tonnage shown in Column 4 and as the DESTINATION of the tonnage shown in Column 5.

SELECTED PORTS -1-	ORIGIN OR DESTINATION -2-	COMMODITY -3-	CARGO TONS	
			UNLOADED -4-	LOADED -5-
MONTREAL	PORT ARTHUR-FORT WILLIAM	GENERAL CARGO	1,422	44,822
		TOTAL	1,711,818	48,422
	PORT BURWELL	COAL BITUMINOUS		88,205
		TOTAL		88,205
	PORT COLBORNE	BARLEY	1,512	
		CORN	13,961	
		RYE	4,650	
		WHEAT	61,459	
		SOYABEANS	10,356	
		FUEL OIL		15,806
	TOTAL	91,938	15,806	
	PORT CREDIT	COAL BITUMINOUS		49,830
		TOTAL		49,830
	PORT STANLEY	WHEAT	4,638	
SOYABEANS		8,457		
FUEL OIL			27,016	
TOTAL	13,095	27,016		
PRESCOTT	BARLEY	5,866		
	CORN	3,024		
	OATS	6,453		
	WHEAT	120,002		
	GRAIN CEREAL PREP NES	1,134		
	HULLS SCREENINGS ETC	1,184		
	FUEL OIL		4,590	
	MISC EQUIPMENT NES	2		
	GENERAL CARGO	254	1,294	
	TOTAL	137,919	5,984	
ST CATHARINES	FUEL OIL		67,746	
	GENERAL CARGO	7		
	TOTAL	7	67,746	
SARNIA	SOYABEANS	17,638		
	COAL BITUMINOUS		36,587	
	GLYCOL	4,050		
	CHEMICALS NES	14,718	1,110	
	GASOLINE	8,503	1,710	
	FUEL OIL		6,448	
	LUB OILS AND GREASES	2,204	99,702	
	GENERAL CARGO	18,648	10,228	
TOTAL	65,761	155,785		
SAULT STE MARIE	FLUORSPAR		4,826	
	LUMBER AND TIMBER	981		
	GASOLINE		1,115	
	TAR PITCH AND CREOSOTE	9,860		
	FERRO ALLOYS	88		
	CASTINGS AND FORGINGS	690	110	
	STEEL BAR AND ROD	255		
	STEEL PLATE AND SHEET	6,215		
	STRUCTURAL SHAPES	536		
	RAILS AND TRACK MATRL	60		
	GENERAL CARGO	3,763	5,633	
TOTAL	22,448	11,684		
SOMBRA	GENERAL CARGO		10	
	TOTAL		10	
THOROLD	COAL BITUMINOUS		17,425	
	WOODPULP		517	
	FUEL OIL		10,815	
	MACHINERY AND PARTS	350		
	GENERAL CARGO	11,564	8,262	
TOTAL	11,914	37,019		

SHIPPING REPORT, 1962

TABLE 24. Cargoes Unloaded and Loaded in Coastwise Shipping at Selected Canadian Ports by Port of Origin or Destination, and by Commodity

Columns 4 and 5 show the tonnage of cargo unloaded and loaded at ports listed in Column 1.
Column 2 should be read as the ORIGIN of the tonnage shown in Column 4 and as the DESTINATION of the tonnage shown in Column 5.

SELECTED PORTS -1-	ORIGIN OR DESTINATION -2-	COMMODITY -3-	CARGO TONS	
			UNLOADED -4-	LOADED -5-
MONTREAL	TORONTO	MALT	3,998	
		SOYABEANS	6,810	
		COAL BITUMINOUS		175,318
		GASOLINE	8,065	
		FUEL OIL	1,050	258,163
		LUB OILS AND GREASES	650	
		ASPHALT		7,224
		GENERAL CARGO	37,829	112,491
		TOTAL	58,402	553,196
		WALKERVILLE	RYE	4,074
	WHEAT		1,596	
	SOYABEANS		12,010	
	TOTAL	17,680		
	WALLACEBURG	WHEAT	9,893	
		SOYABEANS	6,196	
		TOTAL	16,089	
	WELLAND	IRON ORE AND CONC		3,415
		MANGANESE ORE AND CONC		8,776
		FUEL OIL		14,812
		TOTAL		27,003
	WHITBY	FUEL OIL		4,200
		TOTAL		4,200
	WINDSOR	BARLEY		100
WHEAT FLOUR		1,138		
GRAIN CEREAL PREP NES			54	
FRUIT PREPARATIONS NES			12	
SUGAR			1,326	
COCOA AND CHOCOLATE			10	
SPICES			6	
FOOD PREPARATIONS NES		2,518	1,164	
DIST ALCOHOLIC BEV		2,460	133	
TEXTILE FIBRES NES			226	
IRON AND STEEL SCRAP			10	
NON FERROUS METAL SCRAP			21	
SALT		20,091		
WASTE AND SCRAP NES		15		
LUMBER AND TIMBER			23	
SAWMILL PRODUCTS NES			124	
WOODPULP			25	
PAPER NES			96	
PAPERBOARD			87	
SACKING MATERIALS			856	
TEXTILE FAB MATRLS NES			126	
VEG OILS AND FATS NES			26	
CHEMICALS NES		15,941	42	
CHEMICAL PRODUCTS NES		123	5	
LUB OILS AND GREASES			149	
STEEL PLATE AND SHEET		207	108	
STRUCTURAL SHAPES		17	104	
RAILS AND TRACK MATRL			25	
METAL FAB PROD NES		33	105	
PLATE AND SHEET GLASS			38	
GLASS BASIC PROD NES		24	85	
MISC FAB MATRLS NES			4	
MACHINERY AND PARTS		169	6,365	
AUTOMOBILES AND CHASSIS	735	19		
TRUCKS AND CHASSIS	7			
MOTOR VEH PARTS NES	1,500	1,486		
MOTOR VEHICLE NES	4			
MISC VEH AND PARTS NES	10	593		
HOUSEHOLD GOODS	95			
CONTAINERS EMPTY	14	834		
CONTAINERS NES		359		
MISC PRODUCTS NES	6			

SHIPPING REPORT, 1962

TABLE 24. Cargoes Unloaded and Loaded in Coastwise Shipping at Selected Canadian Ports by Port of Origin or Destination, and by Commodity

Columns 4 and 5 show the tonnage of cargo unloaded and loaded at ports listed in Column 1.
Column 2 should be read as the ORIGIN of the tonnage shown in Column 4 and as the DESTINATION of the tonnage shown in Column 5.

SELECTED PORTS -1-	ORIGIN OR DESTINATION -2-	COMMODITY -3-	CARGO TONS	
			UNLOADED -4-	LOADED -5-
MONTREAL	WINDSOR	GENERAL CARGO	6,674	5,030
		TOTAL	51,781	19,776
	MORRISBURG	GASOLINE		20,575
		FUEL OIL		17,086
		TOTAL		37,661
	ALL OTHER ONTARIO PORTS	NEWSPRINT PAPER	2,078	
		PAPERBOARD	22,739	
		GENERAL CARGO	6,041	
		TOTAL	30,858	
	CHURCHILL	OATS	1,700	
		HULLS SCREENINGS ETC	2,013	
		CONTAINERS EMPTY	75	
		GENERAL CARGO		320
		TOTAL	3,788	320
	CHEMAINUS	LUMBER AND TIMBER	843	
		TOTAL	843	
	NEW WESTMINSTER	LUMBER AND TIMBER	300	
		VENEER AND PLYWOOD	2,651	
		PAPER PAPERBOARD NES	165	
		TOTAL	3,116	
PORT ALBERNI	VENEER AND PLYWOOD	4,643		
	TOTAL	4,643		
VANCOUVER	GENERAL CARGO		2,808	
	TOTAL		2,808	
VICTORIA	LUMBER AND TIMBER	4,669		
	TOTAL	4,669		
FROBISHER BAY	VEGETABLES FRESH NES		328	
	ALE BEER ETC		300	
	DIST ALCOHOLIC BEV		100	
	GASOLINE		5,846	
	FUEL OIL		11,676	
	CONTAINERS EMPTY	34		
	MISC PRODUCTS NES		15	
	GENERAL CARGO	1	4,359	
		TOTAL	35	22,624
	ALL OTHER N W T PORTS	GASOLINE		1,163
FUEL OIL			5,207	
METAL FAB PROD NES			26	
CONTAINERS EMPTY		40		
MISC PRODUCTS NES			280	
GENERAL CARGO		550	1,809	
	TOTAL	590	8,485	
	PORT TOTAL	4,504,624	4,396,483	
QUEBEC	CORNERBROOK	PAPER PAPERBOARD NES	200	
		NON MET MIN PROD NES	3,100	
		TOTAL	3,300	
	GOOSE BAY	GENERAL CARGO	40	
		TOTAL	40	
	LEWISPORTE	GASOLINE		828
		TOTAL		828
	STEPHENVILLE	GASOLINE		7,142
		TOTAL		7,142
	MONTAGUE	PULPWOOD	3,424	
TOTAL		3,424		

SHIPPING REPORT, 1962

453

TABLE 24. Cargoes Unloaded and Loaded in Coastwise Shipping at Selected Canadian Ports by Port of Origin or Destination, and by Commodity

Columns 4 and 5 show the tonnage of cargo unloaded and loaded at ports listed in Column 1.
Column 2 should be read as the ORIGIN of the tonnage shown in Column 4 and as the DESTINATION of the tonnage shown in Column 5.

SELECTED PORTS -1-	ORIGIN OR DESTINATION -2-	COMMODITY -3-	CARGO TONS	
			UNLOADED -4-	LOADED -5-
QUEBEC	SOURIS	PULPWOOD	4,796	
		TOTAL	4,796	
	HALIFAX	GYP SUM	8,250	
		GASOLINE	5,281	
		FUEL OIL	53,675	
		TOTAL	67,206	
	PUGWASH	PULPWOOD	1,488	
		TOTAL	1,488	
	SYDNEY	COAL BITUMINOUS	188,740	
		TOTAL	188,740	
	BUCTOUCHE	PULPWOOD	4,390	
		TOTAL	4,390	
	MONCTON	PULPWOOD	3,600	
		TOTAL	3,600	
	RICHIBUCTD	PULPWOOD	3,717	
		TOTAL	3,717	
	SAINT JOHN	GASOLINE	47,306	
		FUEL OIL	110,210	
		TOTAL	157,516	
	BAIE COMEAU	GRAIN FEEDS NES		50
		LUMBER AND TIMBER		107
		VENEER AND PLYWOOD		60
		ALUMINUM BAR INGOT	715	
		CEMENT		11,217
		NON MET MIN PROD NES	121	29
		MACHINERY AND PARTS	77	
		CONTAINERS EMPTY	75	
		GENERAL CARGO	738	15,305
		TOTAL	1,726	26,768
	BERSIMIS	PULPWOOD	24,810	
		TOTAL	24,810	
	CAP CHAT	PULPWOOD	518	
		GENERAL CARGO		147
		TOTAL	518	147
	CHANDLER	GENERAL CARGO		149
		TOTAL		149
	CHICOUTIMI	GASOLINE		7,141
		FUEL OIL		32,814
		GENERAL CARGO		609
		TOTAL		40,564
	CLARKE CITY	GRAIN FEEDS NES		20
		GENERAL CARGO	1	128
		TOTAL	1	148
	FORESTVILLE	PULPWOOD	644,875	
		GASOLINE		1,916
		FUEL OIL		4,580
		GENERAL CARGO	40	1,783
		TOTAL	644,915	8,279
	FRANQUELIN	GENERAL CARGO		3
		TOTAL		3
	GASPE	PULPWOOD	3,296	
		GENERAL CARGO		323
		TOTAL	3,296	323

SHIPPING REPORT, 1962

TABLE 24. Cargoes Unloaded and Loaded in Coastwise Shipping at Selected Canadian Ports by Port of Origin or Destination, and by Commodity

Columns 4 and 5 show the tonnage of cargo unloaded and loaded at ports listed in Column 1.
Column 2 should be read as the ORIGIN of the tonnage shown in Column 4 and as the DESTINATION of the tonnage shown in Column 5.

SELECTED PORTS -1-	ORIGIN OR DESTINATION -2-	COMMODITY -3-	CARGO TONS	
			UNLOADED -4-	LOADED -5-
QUEBEC	GODOBOUT	GENERAL CARGO		3
		TOTAL		3
	GRINDSTONE	LUMBER AND TIMBER		15
		VENEER AND PLYWOOD		18
		GENERAL CARGO		1,129
		TOTAL		1,162
	HAVRE ST PIERRE	LUMBER AND TIMBER	20	
		MACHINERY AND PARTS	27	
		GENERAL CARGO	55	663
		TOTAL	102	663
	LES ESCOUMAINS	GENERAL CARGO		206
		TOTAL		206
	LISLET	PULPWOOD	550	
		TOTAL	550	
	MATANE	PULPWOOD	4,000	
		NON MET MIN CRUDE NES		37
		GASOLINE		4,758
		FUEL OIL		8,855
		GENERAL CARGO		1,755
		TOTAL	4,000	15,405
	MECHINS	PULPWOOD	3,400	
		GENERAL CARGO		162
		TOTAL	3,400	162
	MONT LOUIS	PULPWOOD	7,028	
		GENERAL CARGO		721
		TOTAL	7,028	721
	MONTREAL	FOOD PREPARATIONS NES	230	
		TOBACCO		250
		LUMBER AND TIMBER	160	62
		GASOLINE	414,925	580
		FUEL OIL	478,369	5,600
		STEEL PLATE AND SHEET	240	
		IRON AND STEEL PIPES	30	
		CEMENT BASIC PROD NES	80	
		MACHINERY AND PARTS		115
		GENERAL CARGO	18,068	3,447
		TOTAL	912,102	10,054
	PENTECOTE	LOGS ROUND TIMBER		36
		PULPWOOD	400	
		TOTAL	400	36
	PORT ALFRED	GENERAL CARGO		7
		TOTAL		7
	PORT MENIER	GENERAL CARGO	103	947
		TOTAL	103	947
	RIMOUSKI	CRUSHED STONE		13
		GASOLINE		5,826
		FUEL OIL		29,351
		GENERAL CARGO	43	689
		TOTAL	43	35,879
	RIVIERE DU LOUP	GASOLINE		8,334
		FUEL OIL		15,235
		TOTAL		23,569
	STE ANNE DES MONTS	PULPWOOD	6,870	
		GENERAL CARGO		280
		TOTAL	6,870	280

SHIPPING REPORT, 1962

TABLE 24. Cargoes Unloaded and Loaded in Coastwise Shipping at Selected Canadian Ports by Port of Origin or Destination, and by Commodity

Columns 4 and 5 show the tonnage of cargo unloaded and loaded at ports listed in Column 1.
Column 2 should be read as the ORIGIN of the tonnage shown in Column 4 and as the DESTINATION of the tonnage shown in Column 5.

SELECTED PORTS -1-	ORIGIN OR DESTINATION -2-	COMMODITY -3-	CARGO TONS			
			UNLOADED -4-	LOADED -5-		
QUEBEC	SAULT AU MOUTON	PULPWOOD	21,399			
		TOTAL	21,399			
QUEBEC	SEPT ILES	LOGS ROUND TIMBER		26		
		IRON AND STEEL SCRAP	351			
		VENEER AND PLYWOOD		27		
		FERTILIZERS ETC		100		
		ALUMINUM BAR INGOT	8			
		CEMENT		440		
		MACHINERY AND PARTS	213			
		CONTAINERS EMPTY	100			
		GENERAL CARGO	178	12,467		
		TOTAL	850	13,060		
QUEBEC	SHELTER BAY	GENERAL CARGO		2		
	TOTAL			2		
QUEBEC	SOREL	RAILWAY TIES	400			
	TOTAL		400			
QUEBEC	TRINITY BAY	GENERAL CARGO		1		
	TOTAL			1		
QUEBEC	TROIS RIVIERES	GENERAL CARGO		225		
	TOTAL			225		
QUEBEC	PORT CARTIER	GENERAL CARGO		254		
	TOTAL			254		
QUEBEC	ST JEAN PORT JOLI	PULPWOOD	1,575			
	TOTAL		1,575			
QUEBEC	ALL OTHER QUEBEC PORTS	PULPWOOD	28,718			
		LUMBER AND TIMBER	1,214			
		FERTILIZERS ETC		30		
		GASOLINE		863		
		FUEL OIL		5,973		
		MACHINERY AND PARTS	160	60		
		GENERAL CARGO	389	5,408		
		TOTAL	30,481	12,334		
		QUEBEC	CLARKSON	GASOLINE	5,700	
			TOTAL		5,700	
QUEBEC	HAMILTON	FERTILIZERS ETC	38			
	TOTAL		38			
QUEBEC	KINGSTON	CORN	11,854			
	TOTAL		11,854			
QUEBEC	PORT ARTHUR-FORT WILLIAM	BARLEY	120,034			
		OATS	93,367			
		WHEAT	300,730			
		HULLS SCREENINGS ETC	4,501			
		FLAXSEED	2,757			
		TOTAL	521,389			
QUEBEC	PORT COLBORNE	CORN	5,236			
		WHEAT FLOUR	5,300	500		
		TOTAL	10,536	500		
QUEBEC	PRESCOTT	BARLEY	1,790			
		OATS		2,380		
		WHEAT	1,887			
		TOTAL	3,677	2,380		
QUEBEC	SAULT STE MARIE	STEEL PLATE AND SHEET	3,000			
	TOTAL		3,000			
QUEBEC	WALLACEBURG	CORN	3,480			
	TOTAL		3,480			

SHIPPING REPORT, 1962

TABLE 24. Cargoes Unloaded and Loaded in Coastwise Shipping at Selected Canadian Ports by Port of Origin or Destination, and by Commodity

Columns 4 and 5 show the tonnage of cargo unloaded and loaded at ports listed in Column 1.
Column 2 should be read as the ORIGIN of the tonnage shown in Column 4 and as the DESTINATION of the tonnage shown in Column 5.

SELECTED PORTS -1-	ORIGIN OR DESTINATION -2-	COMMODITY -3-	CARGO TONS	
			UNLOADED -4-	LOADED -5-
QUEBEC	CHURCHILL	OATS	805	
		HULLS SCREENINGS ETC	2,220	
		TOTAL	3,025	
	NEW WESTMINSTER	VENEER AND PLYWOOD	715	
		TOTAL	715	
VICTORIA	LUMBER AND TIMBER	2,977		
	TOTAL	2,977		
ALL OTHER N W T PORTS	MISC VEH AND PARTS NES			36
	TOTAL			36
	PORT TOTAL		2,669,177	202,237
PORT ARTHUR- FORT WILLIAM	CHARLOTTETOWN	WHEAT FLOUR		2,205
		GRAIN FEEDS NES		400
		TOTAL		2,605
SUMMERSIDE		BARLEY		3,288
		WHEAT		1,350
		WHEAT FLOUR		842
		TOTAL		5,480
BRIDGEWATER		WHEAT FLOUR		877
		GRAIN FEEDS NES		100
		TOTAL		977
HALIFAX		BARLEY		11,228
		CORN		2,021
		OATS		6,559
		WHEAT		109,643
		MALT		1,980
		WHEAT FLOUR		5,573
		HULLS SCREENINGS ETC		1,000
		TOTAL		138,000
SYDNEY		WHEAT FLOUR		2,867
		TOTAL		2,867
WOLFVILLE		WHEAT		512
		WHEAT FLOUR		802
		HULLS SCREENINGS ETC		400
		TOTAL		1,714
YARMOUTH		WHEAT FLOUR		805
		TOTAL		805
MONCTON		BARLEY		240
		WHEAT		2,980
		WHEAT FLOUR		3,747
		TOTAL		6,967
NEWCASTLE		WHEAT FLOUR		2,573
		TOTAL		2,573
SAINT JOHN		WHEAT FLOUR		1,360
		TOTAL		1,360
BAIE COMEAU		WHEAT		622,242
		TOTAL		622,242
MONTREAL		BARLEY		164,390
		OATS		123,918
		RYE		43,921
		WHEAT		1,169,256
		CEREALS UNMILLED NES		765
		MALT		47,344
		WHEAT FLOUR		1,666
		CEREALS MILLED NES		1,176

SHIPPING REPORT, 1962

457

TABLE 24. Cargoes Unloaded and Loaded in Coastwise Shipping at Selected Canadian Ports by Port of Origin or Destination, and by Commodity

Columns 4 and 5 show the tonnage of cargo unloaded and loaded at ports listed in Column 1. Column 2 should be read as the ORIGIN of the tonnage shown in Column 4 and as the DESTINATION of the tonnage shown in Column 5.

SELECTED PORTS -1-	ORIGIN OR DESTINATION -2-	COMMODITY -3-	CARGO TONS	
			UNLOADED -4-	LOADED -5-
PORT ARTHUR- FORT WILLIAM	MONTREAL	BEANS AND PEAS DRIED		25
		HULLS SCREENINGS ETC		15,833
		GRAIN FEEDS NES		948
		SOYABEAN OIL CAKE ETC		56
		FLAXSEED		163,560
		NEWSPRINT PAPER		2,741
		CHEMICAL PRODUCTS NES		661
		FUEL OIL	3,600	
		TAR PITCH AND CREOSOTE		152
		IRON AND STEEL NES		5
		METAL FAB PROD NES		5
		CONTAINERS EMPTY		5
		GENERAL CARGO	44,187	651
	TOTAL	47,787	1,737,078	
	QUEBEC	BARLEY		110,135
		OATS		82,713
		WHEAT		277,001
		HULLS SCREENINGS ETC		4,501
		FLAXSEED		6,277
		TOTAL		480,627
	SOREL	WHEAT		54,570
			TOTAL	
	TROIS RIVIERES	BARLEY		10,966
		OATS		4,966
		WHEAT		308,492
		FLAXSEED		3,843
			TOTAL	
	CLARKSON	GASOLINE	20,988	
		FUEL OIL	24,635	
		CEMENT	19,761	
			TOTAL	
	COLLINGWOOD	BARLEY		12,604
		OATS		10,502
		WHEAT		34,791
		HULLS SCREENINGS ETC		1,396
			TOTAL	
	GODERICH	BARLEY		51,564
		OATS		45,793
		RYE		583
		WHEAT		101,772
		GRAIN CEREAL PREP NES		887
		HULLS SCREENINGS ETC		10,813
		SALT	18,415	
		TEXTILE FAB MATRLS NES	1	
			TOTAL	
	HAMILTON	WHEAT		25,715
		WHEAT FLOUR		658
		IRON ORE AND CONC		118,164
		TEXTILE FAB MATRLS NES	1,433	
		TAR PITCH AND CREOSOTE		930
		STEEL PLATE AND SHEET	2,683	
		NON MET MIN PROD NES		86
		MACHINERY AND PARTS	217	
		GENERAL CARGO	89,275	151
		TOTAL		93,608
	KINGSTON	BARLEY		7,961
		OATS		3,192
		WHEAT		273,327
		FLAXSEED		1,400
			TOTAL	
	LEAMINGTON	WHEAT FLOUR		80

SHIPPING REPORT, 1962

TABLE 24. Cargoes Unloaded and Loaded in Coastwise Shipping at Selected Canadian Ports by Port of Origin or Destination, and by Commodity

Columns 4 and 5 show the tonnage of cargo unloaded and loaded at ports listed in Column 1.
Column 2 should be read as the ORIGIN of the tonnage shown in Column 4 and as the DESTINATION of the tonnage shown in Column 5.

SELECTED PORTS -1-	ORIGIN OR DESTINATION -2-	COMMODITY -3-	CARGO TONS	
			UNLOADED -4-	LOADED -5-
PORT ARTHUR- FORT WILLIAM	LEAMINGTON	VEGETABLES FRESH NES	74	
		FOOD PREPARATIONS NES	20,539	
		MACHINERY AND PARTS		48
		GENERAL CARGO	8,296	
		TOTAL	28,909	128
	MARATHON	WOODPULP	2,740	
		TOTAL	2,740	
	MIDLAND	BARLEY		9,155
		OATS		18,360
		WHEAT		422,417
		HULLS SCREENINGS ETC		349
		TOTAL		450,281
	NIPIGON	PULPWOOD	22,500	
		TOTAL	22,500	
	OWEN SOUND	BARLEY		9,812
		OATS		11,679
		WHEAT		105,105
		HULLS SCREENINGS ETC		2,322
		TOTAL		128,918
	PORT COLBORNE	BARLEY		5,095
		OATS		3,411
		RYE		10,444
		WHEAT		600,673
		IRON ORE AND CONC		27,067
		FUEL OIL		2,700
		TOTAL		649,390
	PORT CREDIT	GASOLINE	2,815	
		TOTAL	2,815	
	PORT MCNICOLL	FISH CANNED	63	
		WHEAT		187,249
		WHEAT FLOUR		34,285
		GRAIN CEREAL PREP NES	25	
		FRUIT PREPARATIONS NES	71	
		GRAIN FEEDS NES		46,864
		DIST ALCOHOLIC BEV	535	
		TEXTILE FAB MATRLS NES	942	
		CHEMICALS NES	42	
		RUBBER TIRES AND TUBES	21	
		MISC EQUIPMENT NES	259	
		CONTAINERS EMPTY	12	
		CONTAINERS NES	19	
		MISC PRODUCTS NES	40	
		GENERAL CARGO	3,262	
		TOTAL	5,291	268,398
	PRESCOTT	BARLEY		57,721
		OATS		40,073
		RYE		1,344
		WHEAT		525,599
		HULLS SCREENINGS ETC		4,259
		FLAXSEED		2,082
		MOTDR VEH PARTS NES	2	
		GENERAL CARGO	1,794	
		TOTAL	1,796	631,078
	ST CATHARINES	FUEL OIL		3,300
		TOTAL		3,300
	SARNIA	BARLEY		4,006
		OATS		2,714
		RYE		1,336
		WHEAT		183,310

SHIPPING REPORT, 1962

TABLE 24. Cargoes Unloaded and Loaded in Coastwise Shipping at Selected Canadian Ports by Port of Origin or Destination, and by Commodity

Columns 4 and 5 show the tonnage of cargo unloaded and loaded at ports listed in Column 1.
Column 2 should be read as the ORIGIN of the tonnage shown in Column 4 and as the DESTINATION of the tonnage shown in Column 5.

SELECTED PORTS -1-	ORIGIN OR DESTINATION -2-	COMMODITY -3-	CARGO TONS	
			UNLOADED -4-	LOADED -5-
PORT ARTHUR- FORT WILLIAM	SARNIA	WHEAT FLOUR	110	43,491
		FOOD PREPARATIONS NES	1,541	
GRAIN FEEDS NES			28,004	
SALT		4,500		
LUMBER AND TIMBER		1		
GLYCOL		22		
CHEMICALS NES		3,732	250	
CHEMICAL PRODUCTS NES		123		
GASOLINE		76,042	2,858	
FUEL OIL		118,053	3,612	
LUB OILS AND GREASES		644	44	
MACHINERY AND PARTS		2		
CONTAINERS EMPTY			15	
GENERAL CARGO			10	
		TOTAL	33,380	269,650
		238,150		
	SAULT STE MARIE	WHEAT FLOUR		1,454
		IRON ORE AND CONC		332,173
		LUMBER AND TIMBER	25	
		RAILWAY TIES		83
		FUEL OIL		2,750
		TAR PITCH AND CREOSOTE	8,200	
		PIG IRON	57	
		IRON STEEL INGOT ETC	12	
		CASTINGS AND FORGINGS	21	
		STEEL BAR AND ROD	1,150	
		STEEL PLATE AND SHEET	3,467	
		STRUCTURAL SHAPES	7,860	
		RAILS AND TRACK MATRL	43	
		IRON AND STEEL NES	50	
		TRUCKS AND CHASSIS		1
	GENERAL CARGO	1,517	2	
	TOTAL	22,402	336,463	
	SOMBRA	GENERAL CARGO	148	
		TOTAL	148	
	THOROLD	WHEAT FLOUR		375
		CEREALS MILLED NES		110
		CHEMICAL PRODUCTS NES		48
		TRUCKS AND CHASSIS		3
		CONTAINERS EMPTY		25
		GENERAL CARGO	12,384	
	TOTAL	12,384	561	
	TORONTO	BARLEY		135,519
		OATS		11,367
		RYE		616
		WHEAT		115,497
		MALT		6,136
		WHEAT FLOUR		13,909
		CEREALS MILLED NES		271
		FLAXSEED		14,127
		SAWMILL PRODUCTS NES		18
		CHEMICAL PRODUCTS NES		315
		GASOLINE	2,265	
		TAR PITCH AND CREOSOTE		1,948
		AUTOMOBILES AND CHASSIS	280	4
		CONTAINERS EMPTY		1,250
		GENERAL CARGO	58,701	831
	TOTAL	61,246	301,808	
	WALKERVILLE	BARLEY		630
		RYE		5,860
		WHEAT		49,754
		MALT		6,353
	TOTAL		62,597	
	WINDSOR	WHEAT FLOUR	165	

SHIPPING REPORT, 1962

TABLE 24. Cargoes Unloaded and Loaded in Coastwise Shipping at Selected Canadian Ports by Port of Origin or Destination, and by Commodity

Columns 4 and 5 show the tonnage of cargo unloaded and loaded at ports listed in Column 1.
Column 2 should be read as the ORIGIN of the tonnage shown in Column 4 and as the DESTINATION of the tonnage shown in Column 5.

SELECTED PORTS -1-	ORIGIN OR DESTINATION -2-	COMMODITY -3-	CARGO TONS	
			UNLOADED -4-	LOADED -5-
PORT ARTHUR- FORT WILLIAM	WINDSOR	GRAIN CEREAL PREP NES	111	
		VEGETABLES FRESH NES	7	
		BEANS AND PEAS DRIED	71	
		FOOD PREPARATIONS NES	12,282	
		DIST ALCOHOLIC BEV	1,565	
		SALT	6,591	
		PAPER NES	5,141	
		CHEMICALS NES	12,379	
		CHEMICAL PRODUCTS NES	22	
		LUB OILS AND GREASES	2	
		PLATE AND SHEET GLASS	12	
		GLASS BASIC PROD NES	5	
		MACHINERY AND PARTS	11	
		AUTOMOBILES AND CHASSIS	693	3
		TRUCKS AND CHASSIS	135	
		MOTOR VEH PARTS NES	60	
		MISC EQUIPMENT NES	2	
GENERAL CARGO	6,579	1		
	TOTAL	45,833	4	
	ALL OTHER ONTARIO PORTS	FUEL OIL		1,350
		TOTAL		1,350
		PORT TOTAL	669,409	7,191,877
HAMILTON	BOTWOOD	GENERAL CARGO	4	1,610
		TOTAL	4	1,610
	BURIN	MARINE ANIMAL OILS	20	
		TOTAL	20	
	HOLYROOD	FROZEN FRUITS BERRIES	200	
		TOTAL	200	
	ST JOHNS	DAIRY PRODUCE NES		42
		FOOD PREPARATIONS NES		1,703
		STRUCTURAL SHAPES		52
		LEAD BAR INGOT PIG		37
		AUTOMOBILES AND CHASSIS	1	
		HOUSEHOLD GOODS		29
	GENERAL CARGO	3	3,289	
		TOTAL	4	5,152
	BAIE COMEAU	IRON STEEL INGOT ETC		317
STEEL BAR AND ROD			661	
MACHINERY AND PARTS			25	
TOTAL			1,003	
LEVIS	STEEL PLATE AND SHEET		2,374	
	TOTAL		2,374	
MONTREAL	SUGAR	52		
	MOLASSES CRUDE	2,780		
	COAL BITUMINOUS	5,217		
	FLUORSPAR	12,077		
	CHEMICALS NES		700	
	FUEL OIL	148,059		
	LUB OILS AND GREASES	1,200		
	TAR PITCH AND CREOSOTE		7,070	
	GENERAL CARGO	23,691	150,172	
	TOTAL	193,076	157,942	
QUEBEC	FERTILIZERS ETC		38	
	TOTAL		38	
SEPT ILES	IRON ORE AND CONC	97,480		
	TOTAL	97,480		
SOREL	MOLASSES CRUDE	2,750		
	PHOSPHATE ROCK	51,416		

SHIPPING REPORT, 1962

TABLE 24. Cargoes Unloaded and Loaded in Coastwise Shipping at Selected Canadian Ports by Port of Origin or Destination, and by Commodity

Columns 4 and 5 show the tonnage of cargo unloaded and loaded at ports listed in Column 1. Column 2 should be read as the ORIGIN of the tonnage shown in Column 4 and as the DESTINATION of the tonnage shown in Column 5.

SELECTED PORTS -1-	ORIGIN OR DESTINATION -2-	COMMODITY -3-	CARGO TONS	
			UNLOADED -4-	LOADED -5-
HAMILTON	SOREL	FERTILIZERS ETC	4,385	
		TOTAL	58,551	
	PORT CARTIER	IRON ORE AND CONC	560	
		TOTAL	560	
	CLARKSON	FUEL OIL	70,799	
		TOTAL	70,799	
	NIAGARA BAR	SAND AND GRAVEL	60,275	
		TOTAL	60,275	
	PORT ARTHUR-FORT WILLIAM	WHEAT	25,715	
		WHEAT FLOUR	417	
		IRON ORE AND CONC	118,164	
		PAPERBOARD	71	
		TEXTILE FAB MATRLS NES		950
		TAR PITCH AND CREOSOTE	1,019	
		STEEL PLATE AND SHEET		2,683
		MACHINERY AND PARTS		212
		GENERAL CARGO	823	88,604
		TOTAL	146,209	92,449
	PRESCOTT	SLAGS DROSSES ETC		19,920
		TOTAL		19,920
ST CATHARINES	SAND AND GRAVEL		21,807	
	FUEL OIL		5,400	
	TOTAL		27,207	
SARNIA	CHEMICALS NES	765	8,450	
	FUEL OIL	66,316		
	GENERAL CARGO		42	
	TOTAL	67,081	8,492	
SAULT STE MARIE	TAR PITCH AND CREOSOTE	9,520		
	MACHINERY AND PARTS	2		
	GENERAL CARGO		1,088	
	TOTAL	9,522	1,088	
THOROLD	GENERAL CARGO		3	
	TOTAL		3	
TORONTO	SAND AND GRAVEL		715	
	GENERAL CARGO		117	
	TOTAL		832	
WALKERVILLE	GENERAL CARGO		1	
	TOTAL		1	
WELLAND	FUEL OIL		3,300	
	TOTAL		3,300	
WINDSOR	STEEL PLATE AND SHEET		32	
	GENERAL CARGO	1	20	
	TOTAL	1	52	
ALL OTHER ONTARIO PORTS	SAND AND GRAVEL		4,882	
	NEWSPRINT PAPER	86		
	PAPERBOARD	1,573	2,955	
	GENERAL CARGO		579	
	TOTAL	1,659	8,416	
PORT TOTAL			705,441	329,879
TORONTO	BAIE VERTE	NON MET MIN PROD NES		211
		TOTAL		211
BOTWOOD	GENERAL CARGO		8	4,608
		TOTAL	8	4,608

SHIPPING REPORT, 1962

TABLE 24. Cargoes Unloaded and Loaded in Coastwise Shipping at Selected Canadian Ports by Port of Origin or Destination, and by Commodity

Columns 4 and 5 show the tonnage of cargo unloaded and loaded at ports listed in Column 1.
Column 2 should be read as the ORIGIN of the tonnage shown in Column 4 and as the DESTINATION of the tonnage shown in Column 5.

SELECTED PORTS -1-	ORIGIN OR DESTINATION -2-	COMMOITY -3-	CARGO TONS	
			UNLOADED -4-	LOADED -5-
TORONTO	BURIN	GENERAL CARGO		22
		TOTAL		22
	CORNERBROOK	NEWSPRINT PAPER	403	
		TOTAL	403	
	ST JOHNS	MEAT FRESH		350
		DAIRY PRODUCE NES		718
		WHEAT FLOUR		118
		CEREALS MILLEO NES		25
		GRAIN CEREAL PREP NES		30
		SUGAR PREPARATIONS		20
		FOOD PREPARATIONS NES		5,643
		FEEDS ANIMAL ORIGIN	498	
		SAND AND GRAVEL		10
		SAWMILL PRODUCTS NES		27
		PAPER PAPERBOARD NES		80
		MARINE ANIMAL OILS	700	
		CHEMICALS NES		15
		LUB OILS AND GREASES		172
		STRUCTURAL SHAPES		525
		IRON AND STEEL PIPES		85
		RUBBER TIRES AND TUBES		7
MISC EQUIPMENT NES		20		
HOUSEHOLD GOODS		124		
CONTAINERS EMPTY	5			
GENERAL CARGO	233	8,851		
TOTAL	1,436	16,873		
	ALL OTHER NFLO PORTS	GYPSUM	8,176	
		TOTAL	8,176	
	SYDNEY	COAL BITUMINOUS	26,170	
		TOTAL	26,170	
	MONTREAL	MALT		3,998
		SOYABEANS		6,810
		COAL BITUMINOUS	175,292	
		GASOLINE		5,720
		FUEL OIL	263,565	1,050
		LUB OILS AND GREASES		650
		ASPHALT	7,224	
GENERAL CARGO	117,598	38,490		
TOTAL	563,679	56,718		
	TROIS RIVIERES	WHEAT		24,447
		TOTAL		24,447
	PORT CARTIER	IRON ORE AND CONC	740	
		TOTAL	740	
	BELLEVILLE	FUEL OIL		3,635
		CEMENT	181,944	
TOTAL	181,944	3,635		
	BROCKVILLE	GASOLINE		24,016
		FUEL OIL		8,952
		TOTAL		32,968
	CLARKSON	GASOLINE	7,642	2,400
		FUEL OIL	71,092	
		TOTAL	78,734	2,400
	COBOURG	GASOLINE		73,723
		FUEL OIL		39,128
		TOTAL		112,851
	GODERICH	SALT	13,350	
		TOTAL	13,350	

SHIPPING REPORT, 1962

463

TABLE 24. Cargoes Unloaded and Loaded in Coastwise Shipping at Selected Canadian Ports by Port of Origin or Destination, and by Commodity

Columns 4 and 5 show the tonnage of cargo unloaded and loaded at ports listed in Column 1.
Column 2 should be read as the ORIGIN of the tonnage shown in Column 4 and as the DESTINATION of the tonnage shown in Column 5.

SELECTED PORTS -1-	ORIGIN OR DESTINATION -2-	COMMODITY -3-	CARGO TONS	
			UNLOADED -4-	LOADED -5-
TORONTO	HAMILTON	SAND AND GRAVEL	715	
		GENERAL CARGO	74	
		TOTAL	789	
	KINGSTON	GASOLINE		31,465
		FUEL OIL		29,010
		TOTAL		60,475
	NIAGARA BAR	SAND AND GRAVEL	62,822	
		TOTAL	62,822	
	OSHAWA	FUEL OIL	6,400	
		TOTAL	6,400	
	PICTON	LIMESTONE	264,438	
		CEMENT	136,286	
		TOTAL	400,724	
	PORT ARTHUR-FORT WILLIAM	BARLEY	133,565	
		OATS	11,334	
		RYE	616	
		WHEAT	122,632	
		MALT	6,136	
		WHEAT FLOUR	12,752	
		CEREALS MILLED NES	253	
		FLAXSEED	15,544	
		SAWMILL PRODUCTS NES	18	
		PAPERBOARD	990	
		CHEMICAL PRODUCTS NES	207	
		GASOLINE		2,265
		TAR PITCH AND CREOSOTE	1,621	
		AUTOMOBILES AND CHASSIS	4	280
	CONTAINERS EMPTY	1,200		
	GENERAL CARGO	615	60,414	
		TOTAL	307,487	62,959
	PORT COLBORNE	BARLEY	4,780	
		DOLOMITE	20,428	
		TOTAL	25,208	
	PRESCOTT	GENERAL CARGO	350	36
		TOTAL	350	36
	SARNIA	CORN	2,341	
		WHEAT	4,967	
		WHEAT FLOUR	737	
		SOYABEANS	2,250	
		GLYCOL	7,050	
		CHEMICALS NES	5,480	
		GASOLINE	9,335	6,792
		FUEL OIL	37,570	
		LUB OILS AND GREASES	22,515	
		GENERAL CARGO	80	120
		TOTAL	92,325	6,912
	SAULT STE MARIE	SUGAR	28	
		LUMBER AND TIMBER	17	
		GASOLINE		1,675
		STEEL PLATE AND SHEET	2,907	
		STRUCTURAL SHAPES	1,099	
		CONTAINERS EMPTY	6	
	GENERAL CARGO		3,014	
		TOTAL	4,057	4,689
	THOROLD	WHEAT FLOUR	176	
		GENERAL CARGO	5	
		TOTAL	181	
	WALKERVILLE	GASOLINE		1,115
		TOTAL		1,115

SHIPPING REPORT, 1962

TABLE 24. Cargoes Unloaded and Loaded in Coastwise Shipping at Selected Canadian Ports by Port of Origin or Destination, and by Commodity

Columns 4 and 5 show the tonnage of cargo unloaded and loaded at ports listed in Column 1.
Column 2 should be read as the ORIGIN of the tonnage shown in Column 4 and as the DESTINATION of the tonnage shown in Column 5.

SELECTED PORTS -1-	ORIGIN OR DESTINATION -2-	COMMODITY -3-	CARGO TONS		
			UNLOADED -4-	LOADED -5-	
TORONTO	WALLACEBURG	WHEAT	6,471		
		SOYABEANS	3,480		
		TOTAL	9,951		
	WINDSOR		DAIRY PRODUCE NES	12	
			BARLEY	5,717	
			SALT	34,654	
			WASTE AND SCRAP NES	14	
			SACKING MATERIALS		1
			CHEMICALS NES	73	
			STRUCTURAL SHAPES		24
AUTOMOBILES AND CHASSIS				2	
GENERAL CARGO	48	175			
TOTAL	40,518	202			
MORRISBURG		GASOLINE		5,445	
		TOTAL		5,445	
ALL OTHER ONTARIO PORTS		NEWSPRINT PAPER	1,185		
		PAPER NES	289		
		PAPERBOARD	9,705		
		TOTAL	11,179		
		PORT TOTAL	1,836,631	396,513	
VANCOUVER	MONTREAL	GENERAL CARGO	2,809		
		TOTAL	2,809		
	PORT ALFRED		CHEMICALS NES	5	
			CHEMICAL PRODUCTS NES	10	
			GENERAL CARGO	28	
	TOTAL	43			
	BAMBERTON		FISH FRESH OR FROZEN	40	
			IRON ORE AND CONC		500
			SLAGS DROSSES ETC		1,000
			FUEL OIL		25
			CEMENT	104,637	450
			TOTAL	104,677	1,975
	BAMFIELD		FISH FRESH OR FROZEN	300	
			LOGS ROUND TIMBER		35
			COAL BITUMINOUS		6
			GASOLINE		277
			FUEL OIL		190
			LUB OILS AND GREASES		17
			CONTAINERS EMPTY	4	
GENERAL CARGO				13	
TOTAL			304	538	
BEECHER BAY		LOGS ROUND TIMBER	4,000		
TOTAL	4,000				
BLUBBER BAY		LIMESTONE	14,048		
		HOGGED FUEL		5,500	
		LUMBER AND TIMBER	950		
		CHEMICAL PRODUCTS NES		17	
		GASOLINE		36	
		FUEL OIL		196	
		LUB OILS AND GREASES		7	
		LIME	6,949		
		NON MET MIN PROD NES	400		
		MACHINERY AND PARTS	15	135	
		TRUCKS AND CHASSIS		80	
		GENERAL CARGO	5,207	17,939	
TOTAL	27,569	23,890			
BRITANNIA BEACH		PULPWOOD	5,288	227,950	
		COPPER ORE AND CONC	10,950		
		ZINC ORE AND CONC	972		

SHIPPING REPORT, 1962

465

TABLE 24. Cargoes Unloaded and Loaded in Coastwise Shipping at Selected Canadian Ports by Port of Origin or Destination, and by Commodity

Columns 4 and 5 show the tonnage of cargo unloaded and loaded at ports listed in Column 1. Column 2 should be read as the ORIGIN of the tonnage shown in Column 4 and as the DESTINATION of the tonnage shown in Column 5.

SELECTED PORTS -1-	ORIGIN OR DESTINATION -2-	COMMODITY -3-	CARGO TONS	
			UNLOADED -4-	LOADED -5-
VANCOUVER	BRITANNIA BEACH	MET ORES NES	1,100	
		SAND AND GRAVEL	235,595	500
		CRUSHED STONE	6,263	
		SULPHUR		50
		HOGGED FUEL		161,550
		WOODPULP	18,231	750
		NEWSPRINT PAPER	1,863	
		CHEMICALS NES	175	16,347
		CHEMICAL PRODUCTS NES		112
		GASOLINE		85
FUEL OIL		32,748		
MACHINERY AND PARTS		20		
CONTAINERS EMPTY		160		
		TOTAL	280,597	440,112
	CAMPBELL RIVER	FISH FRESH OR FROZEN	52	
		PULPWOOD		64,846
		LUMBER AND TIMBER	10,266	
		NEWSPRINT PAPER	3,200	
		GASOLINE		4,908
		FUEL OIL		9,426
		ASPHALT		477
		MACHINERY AND PARTS	100	140
		MISC VEH AND PARTS NES	1	
		CONTAINERS EMPTY	15	15
GENERAL CARGO		610		
		TOTAL	13,634	80,422
	CHEMAINUS	LOGS ROUND TIMBER	1,000	
		PULPWOOD	2,800	1,400
		HOGGED FUEL	700	
		LUMBER AND TIMBER	28,761	
		WOODPULP	4,800	
		CHEMICALS NES		150
		FUEL OIL		2,278
		IRON AND STEEL NES		5
GENERAL CARGO	130,020	21,348		
		TOTAL	168,081	25,181
	CLAM BAY	PULPWOOD	2,400	
		TOTAL	2,400	
	COTTON BAY	LOGS ROUND TIMBER	9,040	
		TOTAL	9,040	
	COURTENAY	LOGS ROUND TIMBER	8,080	
		BLDG PAPER AND MATRLS		427
		GASOLINE		13,717
		FUEL OIL		21,608
		LUB OILS AND GREASES		63
		CEMENT		1,503
		CEMENT BASIC PROD NES		195
		NON MET MIN PROD NES		1,950
		MACHINERY AND PARTS		120
GENERAL CARGO	506	1,910		
		TOTAL	8,586	41,493
	CROFTON	LOGS ROUND TIMBER	1,500	1,200
		PULPWOOD	800	218,064
		SLAGS DROSSES ETC	700	
		SULPHUR		150
		HOGGED FUEL		60,525
		LUMBER AND TIMBER	900	
		WOODPULP	34,150	
		CHEMICALS NES		3,746
		FUEL OIL		17,758
		RAILS AND TRACK MATRL		50
GENERAL CARGO		1,960		
		TOTAL	38,050	303,453

SHIPPING REPORT, 1962

TABLE 24. Cargoes Unloaded and Loaded in Coastwise Shipping at Selected Canadian Ports by Port of Origin or Destination, and by Commodity

Columns 4 and 5 show the tonnage of cargo unloaded and loaded at ports listed in Column 1.
Column 2 should be read as the ORIGIN of the tonnage shown in Column 4 and as the
DESTINATION of the tonnage shown in Column 5.

SELECTED PORTS -1-	ORIGIN OR DESTINATION -2-	COMMODITY -3-	CARGO TONS		
			UNLOADED -4-	LOADED -5-	
VANCOUVER	DUNCAN BAY	LOGS ROUND TIMBER		700	
		PULPWOOD	2,004	235,494	
		HOGGED FUEL		16,600	
		LUMBER AND TIMBER	16,745		
		WOODPULP	100		
		NEWSPRINT PAPER	23,289		
		BLDG PAPER AND MATRLS		500	
		CHEMICALS NES		1,975	
		GASOLINE	2		
		FUEL OIL		813	
		STRUCTURAL SHAPES		9	
	MACHINERY AND PARTS	100	1,250		
	GENERAL CARGO		4,391		
		TOTAL	42,240	261,732	
		HARMAC	PULPWOOD	1,920	392,356
			FUEL OIL		6,303
			CEMENT BASIC PROD NES		375
			MACHINERY AND PARTS	188	80
			TRUCKS AND CHASSIS		230
			MOTOR VEHICLE NES		20
			GENERAL CARGO	119,990	34,095
			TOTAL	122,098	433,459
		HILLSIDE	SAND AND GRAVEL	514,559	100
			BLDG PAPER AND MATRLS		400
			FUEL OIL		18
			TOTAL	514,559	518
		KILDONAN	CONTAINERS EMPTY	2	
			TOTAL	2	
		KITIMAT	MEAT FRESH		10
			FISH CANNED	250	
			FRESH FRUITS NES		414
			FRUIT PREPARATIONS NES		18
			VEGETABLES FRESH NES		401
	FOOD PREPARATIONS NES			2,897	
	ALE BEER ETC			1,488	
	WINES			17	
	DIST ALCOHOLIC BEV			227	
	LOGS ROUND TIMBER			61	
	IRON AND STEEL SCRAP		1,228		
	NON FERROUS METAL SCRAP		852	912	
	SALT			185	
	LUMBER AND TIMBER			362	
	VENEER AND PLYWOOD			158	
	BLDG PAPER AND MATRLS			950	
	VEG OILS AND FATS NES			20	
	CHEMICALS NES			35	
	CHEMICAL PRODUCTS NES			1	
	GASOLINE			4,419	
	FUEL OIL		640	15,864	
	LUB OILS AND GREASES			48	
	PET AND COAL PROD NES			79	
	IRON STEEL INGOT ETC			41	
	CASTINGS AND FORGINGS			317	
	STEEL BAR AND ROD			100	
	STEEL PLATE AND SHEET		15	93	
	STRUCTURAL SHAPES		14	1,699	
	IRON AND STEEL PIPES			38	
	IRON AND STEEL NES			41	
	ALUMINUM BAR INGOT		11,982	34	
	ALUMINUM NES		6		
	METAL FAB PROD NES		41		
	CEMENT		1,149		
	CEMENT BASIC PROD NES		110		
	PLASTER		9		
	LIME		10		

SHIPPING REPORT, 1962

467

TABLE 24. Cargoes Unloaded and Loaded in Coastwise Shipping at Selected Canadian Ports by Port of Origin or Destination, and by Commodity

Columns 4 and 5 show the tonnage of cargo unloaded and loaded at ports listed in Column 1.
Column 2 should be read as the ORIGIN of the tonnage shown in Column 4 and as the DESTINATION of the tonnage shown in Column 5.

SELECTED PORTS -1-	ORIGIN OR DESTINATION -2-	COMMODITY -3-	CARGO TONS		
			UNLOADED -4-	LOADED -5-	
VANCOUVER	KITIMAT	NON MET MIN PROD NES		928	
		MACHINERY AND PARTS	367	1,294	
		AUTOMOBILES AND CHASSIS	47	262	
		TRUCKS AND CHASSIS		22	
		MISC VEH AND PARTS NES		35	
		CONTAINERS EMPTY	231	189	
		GENERAL CARGO	636	4,224	
		TOTAL	16,262	39,198	
		MARPOLE	LUMBER AND TIMBER	1,200	
			GASOLINE		130
	FUEL OIL			222	
	MACHINERY AND PARTS		105		
	GENERAL CARGO			6	
	TOTAL	1,305	358		
	NANAIMO	FISH FRESH OR FROZEN	49		
		LOGS ROUND TIMBER	1,600		
		SLAGS DROSSES ETC	2,900		
		LUMBER AND TIMBER	1,050	375	
		WOODPULP	3,790	900	
		CHEMICALS NES		20	
		CHEMICAL PRODUCTS NES		30	
		GASOLINE		65,953	
		FUEL OIL		82,330	
		NON MET MIN PROD NES		7,191	
		MACHINERY AND PARTS	238	802	
		GENERAL CARGO	144,101	148,763	
		TOTAL	153,728	306,364	
	NEW WESTMINSTER	LOGS ROUND TIMBER		920	
PULPWOOD		25,700	50		
SAND AND GRAVEL		346,536			
CRUSHED STONE			5,800		
HOGGED FUEL		1,200			
LUMBER AND TIMBER		2,550	942		
WOODPULP			300		
NEWSPRINT PAPER		2,320	8,112		
METAL FAB PROD NES			42		
CEMENT		6,381			
MACHINERY AND PARTS			800		
GENERAL CARGO		14,208	5,790		
TOTAL		398,895	22,756		
NORTH ARM FRASER RIVER	LOGS ROUND TIMBER	452	28,780		
	LUMBER AND TIMBER		285		
	TOTAL	452	29,065		
OCEAN FALLS	MEAT FRESH		3		
	FRESH FRUITS NES		1		
	VEGETABLES FRESH NES		152		
	FOOD PREPARATIONS NES	13	477		
	ALE BEER ETC	14	562		
	WINES	8	14		
	DIST ALCOHOLIC BEV	5	60		
	LOGS ROUND TIMBER	2,915			
	IRON AND STEEL SCRAP	500			
	NON FERROUS METAL SCRAP	600			
	SAND AND GRAVEL		2,000		
	SULPHUR		4,318		
	LUMBER AND TIMBER		1		
	VENEER AND PLYWOOD		1		
	NEWSPRINT PAPER	12,396			
	CHEMICALS NES		42		
	GASOLINE		564		
	FUEL OIL		2,184		
	LUB OILS AND GREASES		254		
	ASPHALT		500		
STRUCTURAL SHAPES		11			

SHIPPING REPORT, 1962

TABLE 24. Cargoes Unloaded and Loaded in Coastwise Shipping at Selected Canadian Ports by Port of Origin or Destination, and by Commodity

Columns 4 and 5 show the tonnage of cargo unloaded and loaded at ports listed in Column 1.
Column 2 should be read as the ORIGIN of the tonnage shown in Column 4 and as the DESTINATION of the tonnage shown in Column 5.

SELECTED PORTS -1-	ORIGIN OR DESTINATION -2-	COMMODITY -3-	CARGO TONS	
			UNLOADED -4-	LOADED -5-
VANCOUVER	OCEAN FALLS	IRON AND STEEL NES		1
		METAL FAB PROD NES		8
		CEMENT		7
		MACHINERY AND PARTS	111	12
		AUTOMOBILES AND CHASSIS	2	8
		TRUCKS AND CHASSIS		2
		MISC VEH AND PARTS NES	2	
		MISC EQUIPMENT NES	5	
		CONTAINERS EMPTY	29	2
		GENERAL CARGO	563	2,412
	TOTAL	17,163	13,596	
PORT ALBERNI		GASOLINE		2,801
		FUEL OIL		15,365
		LUB OILS AND GREASES		286
		CONTAINERS EMPTY	66	
	TOTAL	66	18,452	
PORT RENFREW		LOGS ROUND TIMBER		15
		GASOLINE		426
		FUEL OIL		1,053
		LUB OILS AND GREASES		1
		PET AND COAL PROD NES		2
		GENERAL CARGO		2
	TOTAL		1,499	
POWELL RIVER		CEREALS MILLED NES		30
		FOOD PREPARATIONS NES		4
		PULPWOOD		10,560
		IRON AND STEEL SCRAP	330	
		COAL BITUMINOUS		3
		SULPHUR		6,850
		HOGGED FUEL		277,514
		LUMBER AND TIMBER	3,622	
		VENEER AND PLYWOOD		36
		WOODPULP	8,717	72
		NEWSPRINT PAPER	161,552	649
		PAPER NES		677
		OILS FATS WAXES NES		10
		CHEMICALS NES		99
		CHEMICAL PRODUCTS NES		31
		GASOLINE		7,764
		FUEL OIL		13,931
		LUB OILS AND GREASES		348
		PET AND COAL PROD NES		30
		STEEL PLATE AND SHEET		14
		IRON AND STEEL NES		30
		ZINC BAR INGOT PIG		421
		ZINC AND ALLOYS NES		192
METAL FAB PROD NES		410		
CEMENT		68		
LIME	170			
NON MET MIN PROD NES		19		
MACHINERY AND PARTS	100	488		
CONTAINERS EMPTY	83	28		
GENERAL CARGO	3,448	15,609		
	TOTAL	178,022	335,895	
PRINCE RUPERT		FISH FRESH OR FROZEN	591	
		FISH SMOKED SALTED	40	
		FISH CANNED	7,224	
		MARINE ANIMALS NES	32	
		DAIRY PRODUCE NES		15
		CEREALS MILLED NES		10
		GRAIN CEREAL PREP NES		1,043
		FRESH FRUITS NES		14
		VEGETABLES FRESH NES	10	3,348
		FOOD PREPARATIONS NES	13	5,923
		ALE BEER ETC	105	3,121

SHIPPING REPORT, 1962

TABLE 24. Cargoes Unloaded and Loaded in Coastwise Shipping at Selected Canadian Ports by Port of Origin or Destination, and by Commodity

Columns 4 and 5 show the tonnage of cargo unloaded and loaded at ports listed in Column 1.
 Column 2 should be read as the ORIGIN of the tonnage shown in Column 4 and as the DESTINATION of the tonnage shown in Column 5.

SELECTED PORTS -1-	ORIGIN OR DESTINATION -2-	COMMODITY -3-	CARGO TONS			
			UNLOADED -4-	LOADED -5-		
VANCOUVER	PRINCE RUPERT	WINES	4	87		
		DIST ALCOHOLIC BEV	39	684		
		BEVERAGES NES		40		
		LOGS ROUND TIMBER	7	636		
		NON FERROUS METAL SCRAP	1			
		SALT	50	311		
		LUMBER AND TIMBER	93	278		
		VENEER AND PLYWOOD		21		
		WOOD FAB MATRLS NES		7		
		WOODPULP	2,138			
		NEWSPRINT PAPER		20		
		PAPER NES		120		
		BLDG PAPER AND MATRLS	90	2,543		
		TEXTILE FAB MATRLS NES		272		
		CHEMICALS NES	2	16,782		
		GASOLINE	34	43,746		
		FUEL OIL	2	89,571		
		LUB OILS AND GREASES	3	979		
		ASPHALT		25		
		PET AND COAL PROD NES		314		
		IRON STEEL INGOT ETC		29		
		STEEL BAR AND ROD		15		
		STRUCTURAL SHAPES		599		
		IRON AND STEEL PIPES	1	12		
		IRON AND STEEL NES		36		
		METAL FAB PROD NES	87	1,744		
		CEMENT		3,478		
		CEMENT BASIC PROD NES	3	150		
		NON MET MIN PROD NES		158		
		MACHINERY AND PARTS	833	2,620		
		AUTOMOBILES AND CHASSIS	102	466		
		TRUCKS AND CHASSIS	2	156		
		MOTOR VEH PARTS NES		8		
		MOTOR VEHICLE NES	11	3		
		MISC VEH AND PARTS NES	87	28		
		RUBBER TIRES AND TUBES		21		
		MISC EQUIPMENT NES	19	37		
		HOUSEHOLD GOODS	155			
		CONTAINERS EMPTY	1,128	1,074		
		CONTAINERS NES	57	25		
		MISC PRODUCTS NES	19			
		GENERAL CARGO	1,267	5,692		
			TOTAL	14,249	186,271	
		QUATSINO		PULPWOOD	1,821	
				SULPHUR		21,650
WOODPULP	59,743					
NEWSPRINT PAPER	2,700					
CHEMICALS NES				1,974		
GASOLINE				148		
FUEL OIL				5,073		
LUB OILS AND GREASES				13		
CONTAINERS EMPTY	2					
GENERAL CARGO	5,211			6,777		
	TOTAL			69,477	35,635	
REDONDA BAY		LOGS ROUND TIMBER		600		
		PULPWOOD	20,550			
		GASOLINE		39		
		FUEL OIL	5	315		
		MACHINERY AND PARTS	82	97		
	TOTAL	20,637	1,051			
SANDSPIT		FOOD PREPARATIONS NES	13	287		
		GRAIN FEEDS NES		15		
		LUMBER AND TIMBER	13	108		
		BLDG PAPER AND MATRLS		182		
		GASOLINE		74		
FUEL OIL		294				

SHIPPING REPORT, 1962

TABLE 24. Cargoes Unloaded and Loaded in Coastwise Shipping at Selected Canadian Ports by Port of Origin or Destination, and by Commodity

Columns 4 and 5 show the tonnage of cargo unloaded and loaded at ports listed in Column 1.
Column 2 should be read as the ORIGIN of the tonnage shown in Column 4 and as the DESTINATION of the tonnage shown in Column 5.

SELECTED PORTS -1-	ORIGIN OR DESTINATION -2-	COMMOODITY -3-	CARGO TONS		
			UNLOADED -4-	LOADED -5-	
VANCOUVER	SANDSPIT	LUB OILS AND GREASES	11	8	
		STEEL BAR AND ROD		29	
		STRUCTURAL SHAPES	5	24	
		IRON AND STEEL NES	2	17	
		METAL FAB PROO NES		57	
		CEMENT	10	315	
		MACHINERY AND PARTS	10	26	
		AUTOMOBILES AND CHASSIS	32	38	
		TRUCKS AND CHASSIS	26	20	
		MOTOR VEHICLE NES	20	3	
		MISC VEH AND PARTS NES	3	20	
		MISC EQUIPMENT NES	9	5	
		CONTAINERS EMPTY	93	8	
		GENERAL CARGO	81	409	
	TOTAL	328	1,916		
	SARITA RIVER		GASOLINE		474
			FUEL OIL		2,964
			LUB OILS AND GREASES		158
			CONTAINERS EMPTY	23	
	TOTAL	23	3,596		
	SIONEY		METAL FAB PROO NES		50
			TOTAL		50
	SQUAMISH		LOGS ROUND TIMBER	16,420	5,500
			PULPWOOD	3,440	
			SULPHUR	216	
			LUMBER AND TIMBER	300	
			MACHINERY AND PARTS		120
TOTAL	20,376	5,620			
STEWART		FOOD PREPARATIONS NES		2	
		OIST ALCOHOLIC BEV		5	
		IRON ORE AND CONC	100		
		MET ORES NES	370		
		GASOLINE		130	
		FUEL OIL		1,931	
		STEEL PLATE AND SHEET		61	
		METAL FAB PROO NES		4	
		CEMENT		300	
		MACHINERY AND PARTS	250	150	
		GENERAL CARGO	180	1,003	
		TOTAL	900	3,586	
STICKEEN		FUEL OIL		250	
		TOTAL		250	
TEAKERNE ARM		GASOLINE		6	
		FUEL OIL		669	
		TOTAL		675	
UCLUELET		FISH FRESH OR FROZEN	261		
		FISH CANNEO	63		
		VEGETABLES FRESH NES	1		
		FOOD PREPARATIONS NES		7	
		CRUOE VEG MATRLS NES	2		
		LOGS ROUND TIMBER	1,800		
		BLOG PAPER AND MATRLS		36	
		GASOLINE		2,773	
		FUEL OIL		5,890	
		LUB OILS AND GREASES		130	
		STRUCTURAL SHAPES		113	
		METAL FAB PROO NES		101	
		CEMENT		40	
		MACHINERY AND PARTS	188	151	
		HOUSEHOLO GOODS		5	
		CONTAINERS EMPTY	27		
		GENERAL CARGO	5	251	
TOTAL	2,347	9,497			

SHIPPING REPORT, 1962

471

TABLE 24. Cargoes Unloaded and Loaded in Coastwise Shipping at Selected Canadian Ports by Port of Origin or Destination, and by Commodity

Columns 4 and 5 show the tonnage of cargo unloaded and loaded at ports listed in Column 1. Column 2 should be read as the ORIGIN of the tonnage shown in Column 4 and as the DESTINATION of the tonnage shown in Column 5.

SELECTED PORTS -1-	ORIGIN OR DESTINATION -2-	COMMODITY -3-	CARGO TONS	
			UNLOADED -4-	LOADED -5-
VANCOUVER	UNION BAY	COAL BITUMINOUS	831	
		MACHINERY AND PARTS	85	
		TOTAL	916	
	VANANDA	FERTILIZERS ETC		20
		CHEMICAL PRODUCTS NES		21
		GASOLINE		201
		FUEL OIL		282
		MACHINERY AND PARTS	55	110
		GENERAL CARGO	3,391	3,448
		TOTAL	3,446	4,082
	VICTORIA	FOOD PREPARATIONS NES		434
		PULPWOOD	6,450	2,880
		LUMBER AND TIMBER	3,465	1,840
		VENEER AND PLYWOOD		7
		BLDG PAPER AND MATRLS		384
		CHEMICALS NES		604
		CHEMICAL PRODUCTS NES		207
		GASOLINE		95,262
		FUEL OIL	1,178	224,331
		LUB OILS AND GREASES		929
		ASPHALT		100
		CEMENT		1,354
		CEMENT BASIC PROD NES		2,551
		PLASTER		200
		NON MET MIN PROD NES		21,038
		MACHINERY AND PARTS	540	191
		HOUSEHOLD GOODS	85	
		CONTAINERS EMPTY	557	
		MISC PRODUCTS NES		30
		GENERAL CARGO	1,987	38,344
		TOTAL	14,262	390,686
	ANDYS BAY	LOGS ROUND TIMBER	4,984	320
		GASOLINE		92
		FUEL OIL		330
		LUB OILS AND GREASES		1
		TOTAL	4,984	743
	BEAVER COVE	MEAT FRESH		51
		VEGETABLES FRESH NES		46
		FOOD PREPARATIONS NES		1,229
		DIST ALCOHOLIC BEV		52
		LOGS ROUND TIMBER	26,480	
		IRON AND STEEL SCRAP	916	
		NON FERROUS METAL SCRAP	600	
		SALT		28
		LUMBER AND TIMBER		75
		RAILWAY TIES		10
		SAWMILL PRODUCTS NES		2
		VENEER AND PLYWOOD		3
		BLDG PAPER AND MATRLS		5
		TEXTILE FAB MATRLS NES		1
		CHEMICALS NES		20
		GASOLINE		1,487
		FUEL OIL		11,128
		LUB OILS AND GREASES		264
		IRDN STEEL INGOT ETC		21
		STEEL PLATE AND SHEET		5
		STRUCTURAL SHAPES		219
		IRON AND STEEL NES		517
		METAL FAB PROD NES		579
		CEMENT		59
		MACHINERY AND PARTS	259	587
		AUTOMOBILES AND CHASSIS		12
	TRUCKS AND CHASSIS		14	
	MISC VEH AND PARTS NES		38	
	RUBBER TIRES AND TUBES	3		

SHIPPING REPORT, 1962

TABLE 24. Cargoes Unloaded and Loaded in Coastwise Shipping at Selected Canadian Ports by Port of Origin or Destination, and by Commodity

Columns 4 and 5 show the tonnage of cargo unloaded and loaded at ports listed in Column 1.
Column 2 should be read as the ORIGIN of the tonnage shown in Column 4 and as the
DESTINATION of the tonnage shown in Column 5.

SELECTED PORTS -1-	ORIGIN OR DESTINATION -2-	COMMODITY -3-	CARGO TONS	
			UNLOADED -4-	LOADED -5-
VANCOUVER	BEAVER COVE	MISC EQUIPMENT NES	6	
		HOUSEHOLD GOODS	1	
		CONTAINERS EMPTY	50	
		GENERAL CARGO	631	1,511
		TOTAL	28,946	17,963
	BELLA COOLA	FISH FRESH OR FROZEN	70	
		LOGS ROUND TIMBER	28,651	19
		GASOLINE		1,123
		FUEL OIL		1,931
		LUB OILS AND GREASES		37
		MACHINERY AND PARTS	25	100
CONTAINERS EMPTY		17		
GENERAL CARGO		156	2,548	
	TOTAL	28,919	5,758	
CROFTHILL	SAND AND GRAVEL		50	
	SALT		70	
	SULPHUR		100	
	WOODPULP	32,250		
	CHEMICALS NES		6,882	
	IRON AND STEEL NES		105	
	GENERAL CARGO		40	
	TOTAL	32,250	7,247	
BUTE INLET	SAWMILL PRODUCTS NES	30		
	CHEMICAL PRODUCTS NES		1	
	GASOLINE	14	81	
	FUEL OIL	85	330	
	LUB OILS AND GREASES	2	1	
	MACHINERY AND PARTS	96	422	
	GENERAL CARGO	31	423	
	TOTAL	258	1,267	
HOWE SOUND	LOGS ROUND TIMBER	294,030	996	
	LUMBER AND TIMBER	30		
	CHEMICAL PRODUCTS NES		162	
	GASOLINE		76	
	FUEL OIL		101	
	LUB OILS AND GREASES		37	
	STRUCTURAL SHAPES		58	
	IRON AND STEEL NES	10		
	METAL FAB PROO NES	22	69	
	MACHINERY AND PARTS	280	410	
	CONTAINERS EMPTY	4		
	GENERAL CARGO	33,116	22,865	
	TOTAL	327,492	24,774	
JERVIS INLET	LOGS ROUND TIMBER	2,400		
	STONE CRUDE NES	500		
	SAWMILL PRODUCTS NES	29		
	GASOLINE		401	
	FUEL OIL		662	
	LUB OILS AND GREASES		5	
	METAL FAB PROO NES	20	5	
	MACHINERY AND PARTS	343	708	
	GENERAL CARGO	54	361	
		TOTAL	3,346	2,142
LAOYSMITH	LOGS ROUND TIMBER	7,890		
	GASOLINE		158	
	FUEL OIL		388	
	METAL FAB PROO NES		877	
	MACHINERY AND PARTS	50	115	
	TOTAL	7,940	1,538	
PORT MELLON	PULPWOOD		245,273	
	HOGGEO FUEL		111,750	
	WOODPULP	1,500		

SHIPPING REPORT, 1962

473

TABLE 24. Cargoes Unloaded and Loaded in Coastwise Shipping at Selected Canadian Ports by Port of Origin or Destination, and by Commodity

Columns 4 and 5 show the tonnage of cargo unloaded and loaded at ports listed in Column 1.

Column 2 should be read as the ORIGIN of the tonnage shown in Column 4 and as the DESTINATION of the tonnage shown in Column 5.

SELECTED PORTS -1-	ORIGIN OR DESTINATION -2-	COMMODITY -3-	CARGO TONS			
			UNLOADED -4-	LOADED -5-		
VANCOUVER	PORT MELLON	CHEMICALS NES		1		
		CHEMICAL PRODUCTS NES		1		
		GASOLINE		242		
		FUEL OIL		24,864		
		LUB OILS AND GREASES		34		
		LIME	297			
		MACHINERY AND PARTS	88	245		
		TOTAL	1,885	382,410		
		PORT MCNEILL		MEAT FRESH		7
				VEGETABLES FRESH NES		4
FOOD PREPARATIONS NES				216		
DIST ALCOHOLIC BEV				4		
LUMBER AND TIMBER				64		
GASOLINE				307		
FUEL OIL				1,347		
LUB OILS AND GREASES				16		
IRON STEEL INGOT ETC				1		
STEEL BAR AND ROD				6		
STEEL PLATE AND SHEET				17		
STRUCTURAL SHAPES				71		
IRON AND STEEL PIPES				27		
IRON AND STEEL NES				36		
METAL FAB PROD NES				52		
MACHINERY AND PARTS	200			1,144		
TRUCKS AND CHASSIS	3			5		
MOTOR VEHICLE NES				15		
RUBBER TIRES AND TUBES				3		
MISC EQUIPMENT NES				5		
HOUSEHOLD GOODS	1					
CONTAINERS EMPTY	13	1				
GENERAL CARGO	676	2,909				
TOTAL	893	6,257				
SKIDEGATE		FISH FRESH OR FROZEN	57			
		MARINE ANIMALS NES	44			
		FOOD PREPARATIONS NES	12	139		
		GRAIN FEEDS NES		13		
		BLDG PAPER AND MATRLS		27		
		LUB OILS AND GREASES		12		
		IRON AND STEEL NES		11		
		METAL FAB PROD NES		17		
		CEMENT BASIC PROD NES		4		
		MACHINERY AND PARTS	10	167		
		AUTOMOBILES AND CHASSIS	9	4		
		TRUCKS AND CHASSIS	2	21		
		CONTAINERS EMPTY		9		
		CONTAINERS NES	18			
		GENERAL CARGO	32	230		
		TOTAL	184	654		
TEXAOA		SAND AND GRAVEL		200		
		FERTILIZERS ETC		200		
		CHEMICAL PRODUCTS NES		215		
		GASOLINE		56		
		FUEL OIL		3,937		
		STEEL BAR AND ROD		125		
		STRUCTURAL SHAPES		300		
		METAL FAB PROD NES		50		
		CEMENT		30		
		MACHINERY AND PARTS	175	1,430		
		GENERAL CARGO	10	20		
		TOTAL	185	6,563		
		ALL OTHER B C PORTS		OTHER LIVE ANIMALS		1
MEAT FRESH				283		
FISH FRESH OR FROZEN	4,159			8		
FISH CANNED	6,748					
MARINE ANIMALS NES	232			51		

SHIPPING REPORT, 1962

TABLE 24. Cargoes Unloaded and Loaded in Coastwise Shipping at Selected Canadian Ports by Port of Origin or Destination, and by Commodity

Columns 4 and 5 show the tonnage of cargo unloaded and loaded at ports listed in Column 1.
Column 2 should be read as the ORIGIN of the tonnage shown in Column 4 and as the DESTINATION of the tonnage shown in Column 5.


SELECTED PORTS -1-	ORIGIN OR DESTINATION -2-	COMMODITY -3-	CARGO TONS	
			UNLOADED -4-	LOADED -5-
VANCOUVER	ALL OTHER B C PORTS	FRESH FRUITS NES		123
		FRUIT PREPARATIONS NES		4
		VEGETABLES FRESH NES		368
		SUGAR PREPARATIONS		1
		FOOD PREPARATIONS NES	38	6,671
		HAY AND STRAW		19
		GRAIN FEEDS NES		124
		FEEDS ANIMAL ORIGIN	5,911	
		COMPLETE FEEDS		68
		ALE BEER ETC	20	850
		WINES		13
		DIST ALCOHOLIC BEV	12	592
		BEVERAGES NES		4
		SEEDS FOR SOWING NES	5	
		CRUDE VEG MATRLS NES	8	
		LOGS ROUND TIMBER	432,939	800
		PULPWOOD	107,500	
		IRON AND STEEL SCRAP	546	
		NON FERROUS METAL SCRAP	705	
		COAL BITUMINOUS		5
		SAND AND GRAVEL	264,200	630
		LIMESTONE	14,100	12
		CRUSHED STONE	14,081	
		SALT		85
		NON MET MIN CRUDE NES		30
		LUMBER AND TIMBER	141	1,629
		RAILWAY TIES		2
		SAWMILL PRODUCTS NES	90	12
		VENEER AND PLYWOOD		31
		WOOD FAB MATRLS NES		30
		WOODPULP	575	
		PAPER NES		15
		BLDG PAPER AND MATRLS	10	655
		TEXTILE FAB MATRLS NES	2	1
		MARINE ANIMAL OILS	4,859	
		GLYCOL		7
		CHEMICALS NES	45	7,609
		FERTILIZERS ETC	2,694	1,459
		CHEMICAL PRODUCTS NES	369	864
		GASOLINE	103	32,098
		FUEL OIL	487	152,942
		LUB OILS AND GREASES	8	1,723
		ASPHALT		200
		PET AND COAL PROD NES	2	171
		IRON STEEL INGOT ETC	1	6
		STEEL BAR AND ROD		25
		STEEL PLATE AND SHEET	500	97
		STRUCTURAL SHAPES	9	1,326
		RAILS AND TRACK MATRL		11
		IRON AND STEEL PIPES		79
		IRON AND STEEL NES	6	298
		COPPER AND ALLOYS NES		33
		METAL FAB PROD NES	15	686
		CEMENT	410	793
		CEMENT BASIC PROD NES		7
		LIME		35
		NON MET MIN PROD NES		273
		MISC FAB MATRLS NES		9
		MACHINERY AND PARTS	7,269	8,929
		AUTOMOBILES AND CHASSIS	113	94
		TRUCKS AND CHASSIS	69	410
		MOTOR VEH PARTS NES	3	6
		MOTOR VEHICLE NES	46	22
		MISC VEH AND PARTS NES	23	110
		RUBBER TIRES AND TUBES	8	7
		COMMUNICATION EQUIPMENT		10
		MISC EQUIPMENT NES	34	62
		HOUSEHOLD GOODS	92	3
		CONTAINERS EMPTY	1,178	1,805

SHIPPING REPORT, 1962

TABLE 24. Cargoes Unloaded and Loaded in Coastwise Shipping at Selected Canadian Ports by Port of Origin or Destination, and by Commodity

Columns 4 and 5 show the tonnage of cargo unloaded and loaded at ports listed in Column 1.
 Column 2 should be read as the ORIGIN of the tonnage shown in Column 4 and as the DESTINATION of the tonnage shown in Column 5.

SELECTED PORTS -1-	ORIGIN OR DESTINATION -2-	COMMODITY -3-	CARGO TONS	
			UNLOADED -4-	LOADED -5-
VANCOUVER	ALL OTHER B C PORTS	CONTAINERS NES MISC PRODUCTS NES GENERAL CARGO	6 7 7,129	319 115 21,178
		TOTAL	877,507	246,938
		PORT TOTAL	3,566,332	3,727,125





STATISTICS CANADA LIBRARY
BIBLIOTHÈQUE STATISTIQUE CANADA



1010694025