



DOMINION BUREAU OF STATISTICS

OTTAWA - CANADA

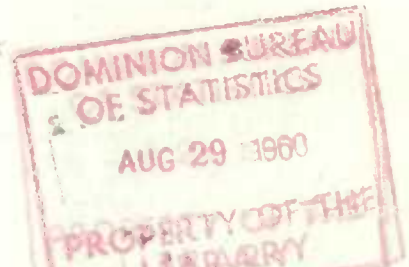
Published by Authority of the Hon. Gordon Churchill, Minister of Trade and Commerce

Price \$2.00 per year.

Vol. 10, No 6

OIL PIPE LINE TRANSPORT

June, 1960



Net deliveries of oil through Canadian pipe lines totalled 23,884,251 barrels in June, a slight drop from the previous year's total of 24,087,457 and 8.6 p.c. lower than the 26,140,272 barrels in May, 1960. The daily average of 796,142 barrels per day compares with 802,915 recorded in June, 1959. Barrel miles rose to 9,574 million from 8,911 million last year, while the average length of haul increased from 254.9 miles to 262.4 in the same period.

For the first six months of the year, total net deliveries from both gathering and trunk lines amounted to 162,261,152 barrels, 5.1 p.c. above the 154,455,873 barrels reported for the same period last year. Provincial deliveries in barrels, for the half year were as follows (1959 data in brackets): Yukon Territory, 138,236 (Monthly data not available for 1959); British Columbia, 22,858,266 (16,428,589); Alberta 11,434,163 (11,303,984); Saskatchewan, 9,388,345 (9,379,754); Manitoba, 54,128,722 (49,694,311); Ontario, 24,366,074 (23,489,520); and Quebec 39,947,346 (44,159,715). Included in Manitoba deliveries were 48,609,962 barrels (44,322,680) transferred to the Lakehead Pipe Line Company at Gretna, the bulk of which moved through the United States destined for Ontario refineries. Exports via pipe line are shown in a footnote to Table 4.

Net receipts for June decreased 2.5 p.c. to 23,945,510 barrels from 24,551,678 barrels received in the corresponding month last year. Receipts for the month were comprised of 10,608,318 barrels of Alberta crude and 36,856 barrels of Alberta natural gasoline, 4,255,846 barrels of Saskatchewan crude, 393,586 barrels of Manitoba crude, 5,198,840 barrels of imported crude and 3,452,064 barrels of refinery products.

Operating revenues for the first half of the year increased \$5,645,761 or 13.2 p.c. to \$48,407,967 from \$42,762,206 in the same period last year.

Employees numbered 1,605 in June and earned \$820,681 as compared with 1,600 employees earning \$790,781 in June, 1959.

Since the beginning of the year two additional lines have commenced reporting. These are Alaska Yukon Pipelines Ltd., operating a products line from a point on the Alaska Yukon-Border to Whitehorse, Yukon Territory and Yukon Pipelines Limited, operating a products line from Summit, British Columbia to Whitehorse, Yukon Territory.

Revenue and employee data for the Anglo American Exploration, Ltd., Goliad Oil and Gas Company and the Sarnia Products Pipe Line Division of Imperial Oil Ltd., are not available for this report as the pipe line operation forms only a part of the activities of these companies and is not separable. For the same reason revenue data of the Alaska Yukon Pipelines Ltd., and employee data of the Amurex Oil Company, Anglo-Canadian Oils Limited, Key Pipe Line Co., Ltd., Royalite Oil Company Limited, Mid-Saskatchewan Pipe Line Dept., Nisku Products Pipe Line Company, Limited, Peace River Oil Pipe Line Co., Ltd., Royalite Oil Company, Limited, Valley Pipe Line Dept. and Westspur Pipe Line Company, have been omitted. Data on the activities of these companies have been included in all other applicable sections of the report.

Prepared in the Transportation and Public Utilities Section,
Public Finance and Transportation Division.

8506-502-60

Net totals given in Table 6 exceed those in Tables 1 and 2 because of duplications resulting from inter-company transfers of oil. These differences are accounted for in the following table.

	Barrels (R)
Total Received into Systems - all companies -	
during June, 1960 per table 6	271,765,386
Received into Trunk Lines from other Canadian Pipe Lines	110,272,595
"Net Received" into Canadian Pipe Line Systems	161,492,791
"Net Received" into Trunk Systems per table 1	68,731,535
"Net Received" into Gathering Systems per table 2	92,761,256
 Total Delivered out of Systems - all Companies -	
during June 1960 per table 6	277,002,177
Delivered to other Canadian Pipe Lines	114,741,025
"Net Delivered" from Canadian Pipe Line Systems	162,261,152
"Net Delivered" from Trunk Systems per table 1	157,520,869
"Net Delivered" from Gathering Systems per table 2	4,740,283

The fluctuations which occur in Shippers' and Carriers' balances monthly are accounted for by each company in a "monthly oil balance" statement. The oil balances have been tabulated for all companies for June and are given herewith:

OIL BALANCE - ALL COMPANIES - JUNE 30, - 1960(R)

	Barrels	
Total Shippers' Balances - January 1, 1960	10,887,060	
Total Carriers' Balances - January 1, 1960	1,194,848	12,081,908
Received into Gathering Systems January 1 to June 30, 1960	97,620,803	
Received into Trunk Systems January 1 to June 30, 1960	241,137,698	338,758,501
Total oil accountable for period		350,840,409
Delivered from Gathering Systems January 1 to June 30, 1960	97,547,350	
Delivered from Trunk Systems January 1 to June 30, 1960	241,598,656	339,146,006
Balance to be accounted for January 1 to June 30, 1960		11,694,401
Oil consumed as fuel and losses January 1 to June 30, 1960 ...		176,434
Balance on hand - June 30, 1960		11,517,969
Total Shippers' Balances - June 30, 1960	10,216,323	
Total Carriers' Balances - June 30, 1960	1,301,646	

The Interprovincial Pipe Line Company operates almost 1,700 miles of line in Canada from Edmonton to the International border near Gretna, Manitoba. In addition to this, the company operates 166 miles of line which enters Canada from the United States at Sarnia and extends to Port Credit in Ontario. The Sun Pipe Line Company also operates lines across the St. Clair River from the United States to Sarnia. Oil delivered at Sarnia and other points in Ontario via Interprovincial's line would be a duplication of oil already reported on the western section of the line. For this reason and because of the limited nature of their operations, oil carried by these short sections is not included in Canadian oil pipe line statistics. However, the barrel mile performance of these sections has been included with the total barrel miles shown in table five and six. A summary of oil delivered by these two lines is shown below.

(R) Contains revisions

Month	Interprovincial Pipe Line Company		Sun Pipe Line Company
	Crude Oil Delivered at		Crude and Refined Oil Delivered at Sarnia
	Sarnia	Clarkson, Port Credit and Trafalgar	
	Barrels	Barrels	Barrels
June, 1959	3,614,985	1,783,430	168,366
May, 1960	4,112,926	2,058,177	183,145
June, 1960	4,325,189	1,856,932	171,397

TABLE 1

Oil Carried by Pipe Lines - Trunk

	June 1960	May(R) 1960	June 1959	YEAR TO DATE (R) 1960
	Barrels	Barrels	Barrels	Barrels
1. Total Received* (2+3+4+5)	36,607,204	38,931,915	35,423,093	241,137,698
Less: Received from other Canadian pipe lines -				
2. Own Gathering System	10,142,524	10,447,572	9,045,517	62,133,568
3. Other pipe lines - Gathering	6,377,469	7,143,663	5,747,424	40,363,248
4. Trunk	11,018,124	11,456,354	9,839,297	69,909,347
5. Net Received (6+7+8)	9,069,087	9,884,326	10,790,855	68,731,535
6. Originating on own trunk lines	3,628,730	3,696,271	3,473,785	27,376,306
7. Received from foreign pipe line connections	5,211,023	5,981,452	7,004,982	40,103,740
8. Received from other carriers (rail & truck)	229,334	206,603	312,088	1,251,489
9. Total Delivered* (10+11)	36,489,439	39,391,769	34,951,692	241,598,656
10. Less: Delivered to other Canadian trunk lines	13,140,603	14,238,410	11,888,157	84,077,787
11. Net Delivered (12+13+14)	23,348,836	25,153,359	23,063,535	157,520,869
12. Terminated on own trunk lines	13,794,254	15,138,929	14,924,595	98,879,886
13. Delivered to foreign pipe line connections	9,486,486	9,942,392	8,078,319	58,249,153
14. Delivered to other carriers (truck, rail & water)	68,096	72,038	60,621	391,830

TABLE 2

Oil Carried by Pipe Lines - Gathering

	June 1960	May(R) 1960	June 1959	YEAR TO DATE (R) 1960
	Barrels	Barrels	Barrels	Barrels
15. Total Received (16+17)	15,680,546	16,593,564	14,515,612	97,620,803
16. Less: Received from other gathering systems	804,123	869,123	754,789	4,859,547
17. Net Received (18+19)	14,876,423	15,724,441	13,760,823	92,761,256
18. Originating on own gathering system	14,600,929	15,448,140	13,520,013	91,064,536
19. Received from other carriers (rail & truck)	275,494	276,301	240,810	1,696,720
20. Total Delivered* (21+22+23)	15,662,865	16,606,458	14,518,793	97,547,350
Less: Delivered to other pipe lines -				
21. Own Trunk system	10,142,524	10,447,572	9,045,517	62,143,829
22. Other pipe lines	4,984,926	5,171,973	4,449,354	30,663,238
23. Net Delivered (24+25)	535,415	986,913	1,023,922	4,740,283
24. Terminated on gathering systems	396,628	843,931	897,582	4,026,409
25. Delivered to other carriers (rail & truck)	138,787	142,982	126,340	713,874

* Includes natural gasoline and refinery products.

* Includes duplications.

* Includes natural gasoline.

(R) Contains revisions.

TABLE 3

OIL CARRIED BY PIPE LINES, BY PROVINCE IN WHICH SHIPMENT ORIGINATED

Province		June 1960 Barrels	May(R) 1960 Barrels	June 1959 Barrels	YEAR TO DATE(R) 1960 Barrels
Yukon T. (1)	- Trunk	19,832	17,304	-	139,787
Alberta (2)	- Gathering	10,478,201	11,254,242	9,963,515	66,934,240
"	- Trunk	428,466	440,209	407,989	2,637,238
Saskatchewan	- Gathering	4,004,636	4,089,148	3,354,386	23,509,935
"	- Trunk	251,210	278,132	417,199	1,591,012
Manitoba	- Gathering	393,586	381,051	442,922	2,317,081
"	- Trunk	-	-	-	-
Ontario (1)	- Trunk	1,737,218	1,767,868	1,851,378	15,711,072
Quebec (3)	- Trunk	6,632,361	7,380,813	8,114,289	48,652,426
Net Received	- Gathering	14,876,423	15,724,441	13,760,823	92,761,256
" "	- Trunk	9,069,087	9,884,326	10,790,855	68,731,535
" "	- Total	23,945,510	25,608,767	24,551,678	161,492,791

TABLE 4

OIL DELIVERED BY PIPE LINES, BY PROVINCE IN WHICH SHIPMENT TERMINATED
OR WAS TRANSFERRED TO OTHER CARRIERS

Province		June 1960 Barrels	May(R) 1960 Barrels	June(R) 1959 Barrels	YEAR TO DATE(R) 1960 Barrels
Yukon T. (1)	- Trunk	21,237	12,501	-	138,236
British Columbia	- Trunk	3,694,719	4,151,514	3,199,147	22,858,266
Alberta (2)	- Gathering	451,292	898,094	952,246	4,287,205
"	- Trunk	1,502,165	1,228,514	1,201,007	7,146,958
Saskatchewan	- Gathering	84,123	88,819	71,616	453,078
"	- Trunk	1,092,008	1,684,732	904,698	8,935,267
Manitoba ^b	- Trunk	8,672,308	8,970,397	7,824,663	54,128,721
Ontario (1)	- Trunk	3,150,164	3,187,474	2,953,375	24,366,074
Quebec	- Trunk	5,216,235	5,918,227	6,980,645	39,947,346
Net Delivered	- Gathering	535,415	986,913	1,023,922	4,740,283
" "	- Trunk ^f	23,348,836	25,153,359	23,063,535	157,520,869
" "	- Total	23,884,251	26,140,272	24,087,457	162,261,152
" "	- Daily average	796,142	843,235	802,915	891,545
^b	Includes deliveries to U.S. pipe lines, Grtna, Man.	7,936,022	8,019,216	6,842,089	48,609,962
^f	Includes exports -				
	via Trans Mountain Oil Pipe Line Company	1,550,464	1,923,176	1,236,230	9,639,191
	via Interprovincial Pipe Line Company	1,916,557	1,745,756	1,723,513	11,946,190

TABLE 5

SUMMARY OF PIPE LINE OPERATING STATISTICS

		June 1960	May(R) 1960	June 1959	YEAR TO DATE (R) 1960
Barrels Handled - Daily Average					
Gathering Systems	Barrels	522,095	339,834	483,960	535,974
Trunk Lines	"	1,216,315	1,270,702	1,165,056	1,327,465
Total Barrel Miles (Trunk Lines)	Millions	9,574	10,394	8,911	62,911
Average Miles Per Barrel (Trunk Lines)	Miles	262.4	263.9	254.9	260.4
Employees and Earnings (6)					
Average Number (4)	No.	1,605	1,580	1,600	1,502
Total Salaries and Wages	\$	820,681	809,947	790,781	4,741,480
Man-Hours Worked by Wage Earners (5) (6)	Hours	69,110	72,738	67,650	418,094

(1) Products of refineries.

(2) Includes natural gasoline and some refinery products.

(3) Includes some products.

(4) Includes salaried employees.

(5) Includes overtime.

(6) Excludes Amurex Oil Company; Anglo American Exploration Ltd.; Anglo-Canadian Oils, Limited; Colind Oil and Gas Company; Imperial Oil Limited, Sarnia Products Pipe Line; Key Pipe Line Co., Ltd.; Mid-Saskatchewan Pipe Lines, Ltd.; Nisku Products Pipe Line Company, Limited; Peace River Oil Pipe Line Co., Ltd.; Valley Pipe Line Company, Limited and Westspur Pipe Line Company.

(R) Contains revisions.

TABLE 6

TRAFFIC AND OPERATING PIPE LINE STATISTICS, BY COMPANIES
June, 1960

	Imperial Pipe Line Company, Ltd.	Inter- provincial Pipe Line Company	Montreal Pipe Line Company, Ltd.	Trans Mountain Oil Pipe Line Company	Pembina Pipe Line Ltd.	Other Pipe Lines (R) (1)	Total (R)
TRAFFIC*							
<u>Total Received into System</u>							
This month June, 1960	2,311,902	10,402,607	5,198,840	3,657,510	3,434,591	(2) 16,335,653	41,341,103
This year (6 months)	16,370,720	66,315,353	39,971,649	22,711,812	20,090,730	(3) 106,305,122	271,765,386
<u>Total Delivered out of System</u>							
This month June, 1960	2,314,926	10,283,789	5,216,235	3,694,719	3,437,451	(4) 17,062,660	42,009,780
This year (6 months)	16,371,180	66,344,786	39,947,346	22,858,266	20,201,212	(5) 111,279,387	277,002,177
OPERATING STATISTICS							
<u>Barrels Handled - Daily Average</u>							
<u>Gathering Lines</u>							
This month June, 1960	77,164	-	-	-	114,560	330,371	522,095
This year (6 months)	89,951	-	-	-	110,156	335,867	535,974
<u>Trunk Lines</u>							
This month June, 1960	-	342,793	173,875	123,157	114,582	461,908	1,216,315
This year (6 months)	-	364,532	219,491	125,595	110,996	506,851	1,327,465
<u>Total Barrel Miles (Trunk Lines)</u>							
<u>in millions</u>							
This month June, 1960	-	4,913	368	2,502	239	1,552	9,574
This year (6 months)	-	33,382	2,818	15,373	1,405	9,933	62,911
<u>Average Miles per Barrel (Trunk Lines)</u>							
This month June, 1960	-	447.0	70.6	677.0	69.6	112.0	262.4
This year (6 months)	-	470.0	70.6	673.0	69.6	107.7	260.4
OPERATING REVENUES 1960							
Three months ended Mar. 31	714,077	8,789,463	779,434	4,673,032	1,474,516	(6) 8,500,384	24,930,906
Six months " June 30	1,286,142	16,565,038	1,381,219	9,528,922	2,960,752	(6) 16,685,894	48,407,967
Nine months " Sept. 30							
Twelve months " Dec. 31							
EMPLOYEES AND EARNINGS							
Employees June, 1960	107	453	52	227	140	(7) 626	1,605
<u>Salaries and Wages</u>							
This month June, 1960	55,331	243,179	26,928	124,880	66,944	(7) 303,419	820,681
This year (6 months)	337,600	1,359,839	151,715	731,305	405,777	(7) 1,755,244	4,741,480
<u>Man hours Worked by Wage Earners</u>							
This month June, 1960	10,266	546	6,394	992	12,406	(7) 38,506	69,110
This year (6 months)	65,546	2,404	35,796	2,530	77,001	(7) 235,007	418,094

* Totals include duplication between companies.

(R) Contains revisions.

(1) See list of reporting companies on page 7.

(2) Includes 3,452,064 bbls. products and 36,856 bbls. natural gasoline.

(3) Includes 26,036,546 bbls. products and 268,311 bbls. natural gasoline.

(4) Includes 3,287,133 bbls. products and 35,081 bbls. natural gasoline.

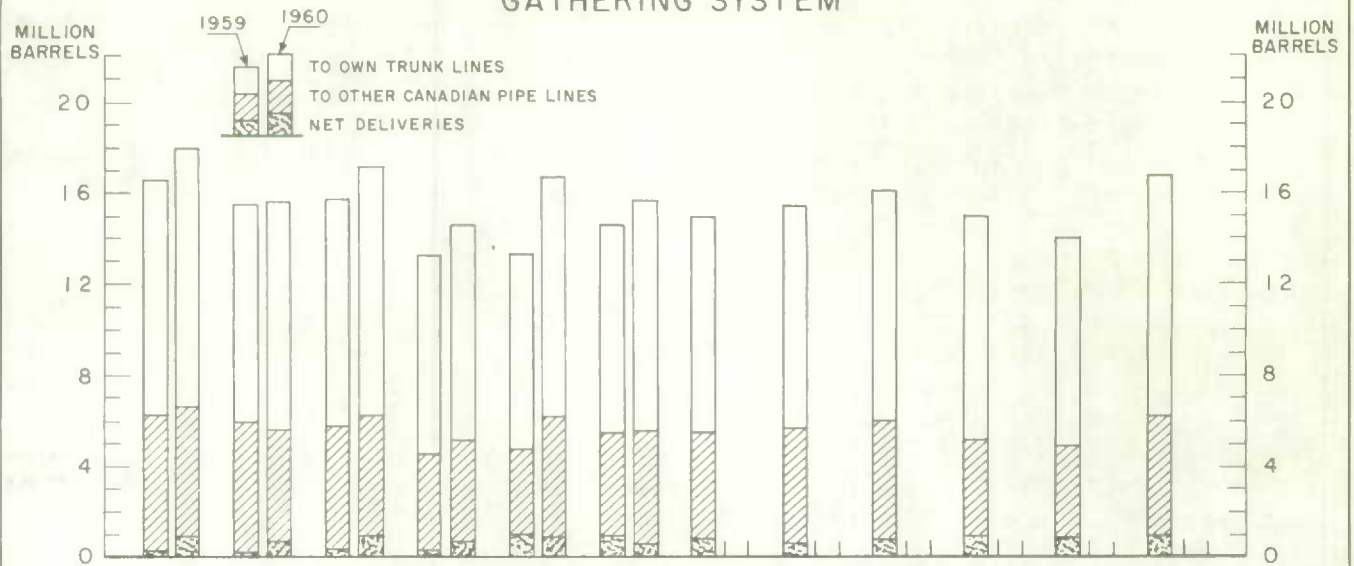
(5) Includes 25,209,635 bbls. products and 267,815 bbls. natural gasoline.

(6) Excludes Alaska Yukon Pipelines, Ltd. Amurex Oil Company; Anglo American Exploration, Ltd.; Goliad Oil and Gas Company; Green River Exploration Company Limited and Imperial Oil Limited, Sarnia Products Pipe Line.

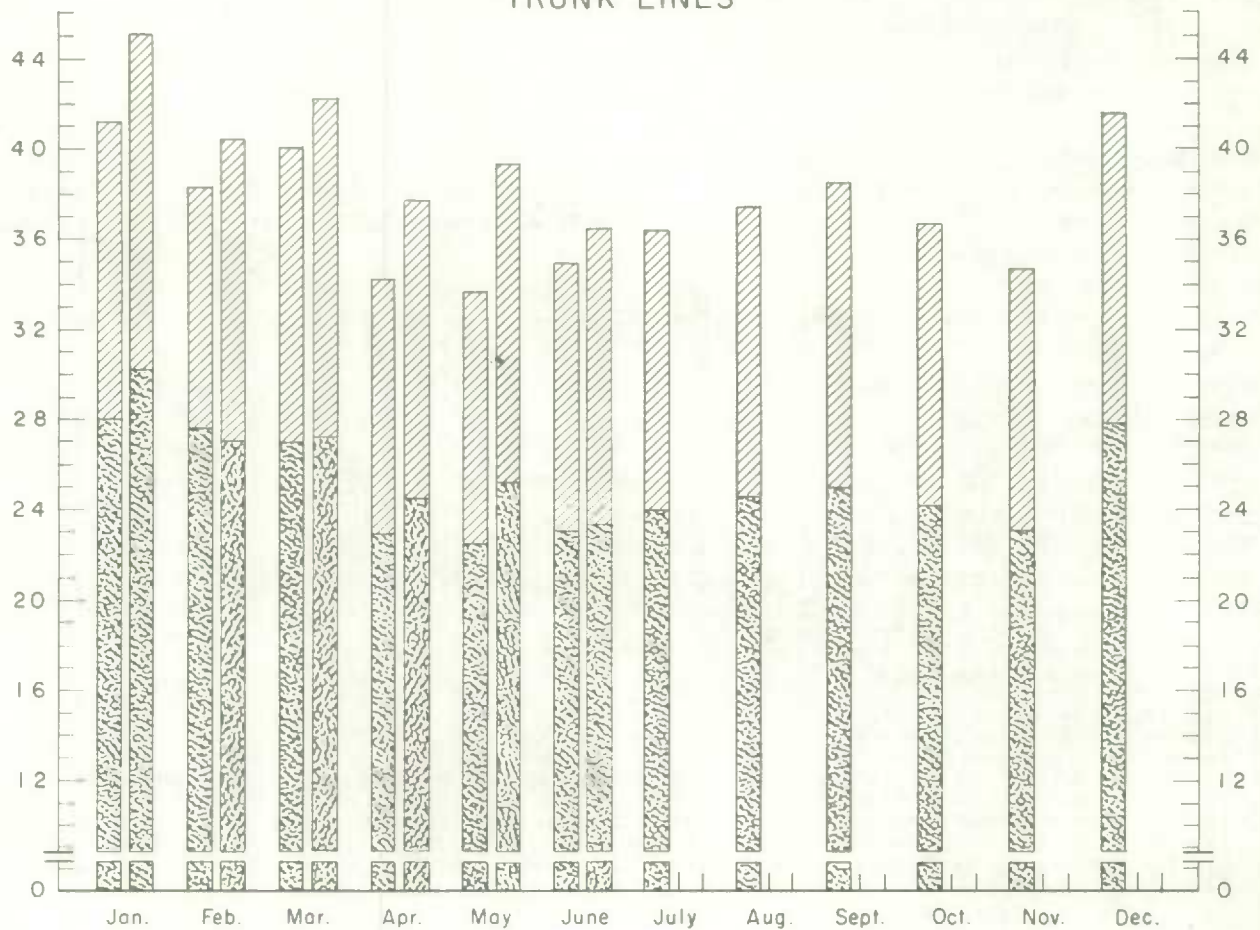
(7) Excludes Amurex Oil Company; Anglo American Exploration, Ltd.; Anglo-Canadian Oils, Limited; Goliad Oil and Gas Company; Imperial Oil Limited, Sarnia Products Pipe Line; Key Pipe Line Co., Ltd.; Mid-Saskatchewan Pipe Lines, Ltd.; Nisku Products Pipe Line Company, Limited; Peace River Oil Pipe Line Co., Ltd.; Valley Pipe Line Company, Limited and Westspur Pipe Line Company.

MONTHLY OIL DELIVERIES BY CANADIAN PIPE LINE SYSTEMS 1959 AND 1960

GATHERING SYSTEM



TRUNK LINES



List of Oil Pipe Lines Reporting

Alaska Yukon Pipelines Ltd.
Amurex Oil Company
Anglo American Exploration, Ltd.
Anglo-Canadian Oils, Limited
B.A. Alberta Pipe Line, Limited
B.A. Saskatchewan Pipe Line, Limited
Britamoil Pipe Line Company, Limited
Devon-Palmer Oils, Ltd.
Edmonton Pipe Line Division of Pamoil Limited
Federated Pipe Lines, Ltd.
Gibson Associated Oil Company, Limited
Gibson Crude Oil Purchasing Company, Limited
Gibson Petroleum Company, Limited
Goliad Oil and Gas Company
Green River Exploration Company, Limited
Home Oil Company, Limited, Cremona Pipe Line Division
The Imperial Pipe Line Company, Limited
Imperial Oil Limited, Sarnia Products Pipe Line
Interprovincial Pipe Line Company
Key Pipe Line Co., Ltd.
Montreal Pipe Line Company, Limited
Nisku Products Pipe Line Company, Limited
Peace River Oil Pipe Line Co., Ltd.
Pembina Pipe Line, Ltd.
Producers Pipelines, Ltd.
Rangeland Pipeline Company Limited, Division of
Hudson's Bay Oil and Gas Co., Ltd.
Royalite Oil Company, Limited, Mid-Saskatchewan Pipe Line Dept.
Royalite Oil Company, Limited, Valley Pipe Line Dept.
Saskatoon Pipe Line Co., Ltd.
South Saskatchewan Pipe Line Company
Sun-Canadian Pipe Line Company, Ltd.
Sun Pipe Line Company
Texaco Exploration Company, Pipe Line Dept.
Trans Mountain Oil Pipe Line Company
Trans-Northern Pipe Line Company
Trans-Prairie Pipelines, Ltd.
Westspur Pipe Line Company
Winnipeg Pipe Line Company, Limited.
Yukon Pipelines Limited

STATISTICS CANADA LIBRARY
BIBLIOTHÈQUE STATISTIQUE CANADA



1010534373