


# DOMINION BUREAU OF STATISTICS

## OTTAWA - CANADA

*Published by Authority of the Rt. Hon. C. D. Howe, Minister of Trade and Commerce*



Vol. 7, No. 1

### PIPE LINES (OIL) STATISTICS

JANUARY, 1957

Canadian oil pipe lines established a new record during January. Total net deliveries of oil amounted to 27,154,521 barrels as compared with 26,243,931 for the month of December, an increase of 910,590 barrels or 3.5 p.c. The daily average rose to a new high of 875,952 barrels, 29,374 barrels above the previous high of 846,578 for December 1956 and 19.3 p.c. above the daily average of 734,103 recorded in January, 1956.

Compared with January, 1956, total net deliveries increased by 4,397,323 barrels. Provincial totals were as follows (1956 data in brackets): British Columbia 5,870,694 barrels (3,359,440); Alberta 1,077,377 (1,833,425); Saskatchewan 1,529,804 (1,622,781); Manitoba 7,128,486 (5,610,642); Ontario 4,525,108 (3,858,581); and Quebec 7,023,052 (6,472,329). Manitoba deliveries included 6,218,248 barrels (4,748,771) which were delivered to the Lakehead Pipe Line Company at Gretna. Of this amount a total of 2,016,446 barrels (1,433,814) was for export while the remainder was destined to refineries at Sarnia. Exports via the Trans Mountain Oil Pipe Line totalled 2,016,446 barrels and include deliveries at dock for export.

Net receipts during the month of January amounted to 27,704,104 barrels, compared with 23,071,677 in the same month last year, an increase of 20.1 p.c. Included in the January receipts were 13,329,696 barrels of Alberta crude and 63,071 barrels of Alberta natural gasoline, 2,110,503 barrels of Saskatchewan crude, 521,392 of Manitoba crude, 7,067,777 of imported crude and 4,611,952 barrels of refinery products.

Again new records were established when gathering systems handled a daily average of 500,952 barrels and trunk lines delivered an average of 1,247,966 barrels against 491,748\* and 1,183,858 in December, 1956, increases of 1.9 p.c. and 5.4 p.c. respectively.

Barrel miles recorded a new high of 11,231 million for January, 4.2 p.c. above the previous high in December of 10,780 million.

The number of employees increased slightly from 1,600\* in December, 1956 to 1,614 in the current month, but average salaries were down from \$471 to \$446.

The December figures shown in this report have been revised to include the Rangeland Pipe Line Company, Limited. This company which gathers oil in the West Joffre, Bentley and Gilby Fields in Alberta commenced operations late in October 1956.

\* Revised.

Prepared in the Transportation and Public Utilities Section,  
Public Finance and Transportation Division.

8504-508-17

Revenue and employee data for the Sarnia Products Pipe Line Division of Imperial Oil, Ltd. are not available for this report as the pipe line operation forms only a part of the company's activities and is not separable. For the same reason revenue and employee data of the pipe line operation of the Anglo American Exploration Company and employee data of the Amurex Oil Development Company, Key Pipe Line Company, Ltd., Mid-Saskatchewan Pipe Lines, Ltd., Nisku Products Pipe Line Company, Anglo Canadian Oils, Ltd. and Valley Pipe Line Company, Ltd. have been omitted. Data on the activities of these companies have been included in all other applicable sections of the report.

Net totals given in Table 6 exceed those in Tables 1 and 2 because of duplications resulting from inter-company transfers of oil. These differences are accounted for in the following table.

	Barrels
Total Received into Systems - all companies -	
during January 1957, per table 6 .....	44,339,742
Received into Trunk Lines from other Canadian Pipe Lines .....	16,635,638
"Net Received" into Canadian Pipe Line Systems .....	27,704,104
"Net Received" into Trunk Systems per table 1 .....	12,163,277
"Net Received" into Gathering Systems per table 2 .....	15,540,827
Total Delivered out of Systems - all companies -	
during January 1957, per table 6 .....	44,486,657
Delivered to other Canadian Pipe Lines .....	17,332,136
"Net Delivered" from Canadian Pipe Line Systems .....	27,154,521
"Net Delivered" from Trunk Systems per table 1 .....	27,068,543
"Net Delivered" from Gathering Systems per table 2 .....	85,978

The fluctuations which occur in Shippers and Carriers balances monthly are accounted for by each company in a "monthly oil balance" statement. The oil balances have been tabulated for all companies for January and are given herewith:

OIL BALANCE - ALL COMPANIES - JANUARY, 1957

	Barrels
Total Shippers Balances - January 1, 1957 .....	10,368,770
Total Carriers Balances - January 1, 1957 .....	730,708
Received into Gathering Systems during January, 1957 .....	15,540,827
Received into Trunk Systems during January, 1957 .....	38,528,766
	54,069,593
Total oil accountable for period .....	65,169,071
Delivered from Gathering Systems during January, 1957 .....	15,529,541
Delivered from Trunk Systems during January, 1957 .....	38,686,967
	54,216,508
Balance to be accounted for at January 31, 1957 .....	10,952,563
Oil consumed as fuel and losses during January, 1957 .....	101,714
Balance on hand - January 31, 1957 .....	10,850,849
Total Shippers Balances - January 31, 1957 .....	10,062,698
Total Carriers Balances - January 31, 1957 .....	788,151

The Interprovincial Pipe Line Company operates over 1,500 miles of line in Canada from Edmonton to the International border near Gretna, Manitoba, along with 7 miles of 30 inch pipe coming into Canada across the St. Clair River at Sarnia. The Sun Pipe Line Company also operates lines across the St. Clair River from the United States to Sarnia. Oil delivered at Sarnia via Interprovincial's line would be a duplication of oil already reported on the western section of the line. For this reason and because of the limited nature of their operations data for these two short sections are not included in Canadian oil pipe line statistics. A summary of oil delivered by these two lines at Sarnia follows:

Month	Interprovincial Pipe Line Company Crude Oil	Sun Pipe Line Company Crude and Refined Oil
	Barrels	Barrels
January, 1956	3,427,322	446,933
December, 1956	4,234,146	543,950
January, 1957	3,455,663	575,739

TABLE 1

OIL<sup>1</sup> CARRIED BY PIPE LINES - TRUNK

	JANUARY 1957	DECEMBER 1956	JANUARY 1956	YEAR TO DATE 1957
	Barrels	Barrels	Barrels	Barrels
1. <u>Total Received * (2+3+4+5)</u>	38,528,766	36,946,806	29,893,812	
Less: Received from other Canadian pipe lines -				
2. Own Gathering System	9,729,851	9,468,214	5,927,909	
3. Other pipe lines - Gathering	4,234,438	4,165,564	3,176,240	
4. Trunk	12,401,200	11,202,923	9,795,823	
5. <u>Net Received (6+7+8)</u>	12,163,277	12,110,105	10,993,840	
6. Originating on own trunk lines	4,987,984	4,808,817	4,343,639	
7. Received from foreign pipe line connections	7,067,777	7,184,151	6,507,448	
8. Received from other carriers (rail & truck)	107,516	117,137	142,753	
9. <u>Total Delivered * (10+11)</u>	38,686,967	36,699,599	29,568,738	
10. Less: Delivered to other Canadian trunk lines	11,618,424	10,591,526	7,829,909	
11. <u>Net Delivered (12+13+14)</u>	27,068,543	26,108,073	21,738,829	
12. Terminated on own trunk lines	17,159,842	16,451,089	15,321,785	
13. Delivered to foreign pipe line connections	8,848,873	8,555,781	6,265,916	
14. Delivered to other carriers (truck, rail & water)	1,059,828	1,101,203	151,128	

TABLE 2

OIL<sup>1</sup> CARRIED BY PIPE LINES - GATHERING

	JANUARY 1957	DECEMBER 1956*	JANUARY 1956	YEAR TO DATE 1957
	Barrels	Barrels	Barrels	Barrels
15. <u>Total Received (16+17)</u>	15,540,827	15,248,900	12,077,837	
16. Less: Received from other gathering systems	-	-	-	
17. <u>Net Received (18+19)</u>	15,540,827	15,248,900	12,077,837	
18. Originating on own gathering system	14,828,541	14,689,275	11,708,136	
19. Received from other carriers (rail & truck)	712,286	559,625	369,701	
20. <u>Total Delivered * (21+22+23)</u>	15,529,541	15,244,189	12,106,737	
Less: Delivered to other pipe lines -				
21. Own Trunk system	9,729,851	9,468,214	5,927,909	
22. Other pipe lines	5,713,712	5,640,117	5,160,459	
23. <u>Net Delivered (24+25)</u>	85,978	135,858	1,018,369	
24. Terminated on gathering systems	29,306	74,300	825,858	
25. Delivered to other carriers (rail & truck)	56,672	61,558	192,511	

<sup>1</sup> Includes natural gasoline and refinery products.

\* Includes duplications.

<sup>1</sup> Includes natural gasoline.

x Revised.

TABLE 3

OIL CARRIED BY PIPE LINES, BY PROVINCE IN WHICH SHIPMENT ORIGINATED

Province		JANUARY	DECEMBER*	JANUARY*	YEAR TO DATE
		1957	1956	1956	1957
		Barrels	Barrels	Barrels	Barrels
Alberta (1)	- Gathering	12,922,699	12,688,966	10,963,910	
"	- Trunk	550,659	580,176	623,980	
Saskatchewan	- Gathering	2,096,736	2,065,779	685,209	
"	- Trunk	13,767	5,074	3,576	
Manitoba	- Gathering	521,392	494,155	428,718	
"	- Trunk	-	-	-	
Ontario (2)	- Trunk	2,834,843	2,585,593	2,416,070	
Quebec (3)	- Trunk	8,764,008	8,939,262	7,950,216	
Net Received	- Gathering	15,540,827	15,248,900	12,077,837	
" "	- Trunk	12,163,277	12,110,105	10,993,840	
" "	- Total	27,704,104	27,359,005	23,071,677	

TABLE 4

OIL DELIVERED BY PIPE LINES, BY PROVINCE IN WHICH SHIPMENT TERMINATED OR WAS TRANSFERRED TO OTHER CARRIERS

Province		JANUARY	DECEMBER	JANUARY	YEAR TO DATE
		1957	1956	1956	1957
		Barrels	Barrels	Barrels	Barrels
British Columbia	- Trunk	5,870,694	4,893,532	3,359,440	
Alberta (1)	- Gathering	56,883	111,120	909,513	
"	- Trunk	1,020,494	964,645	923,912	
Saskatchewan	- Gathering	29,095	24,738	108,856	
"	- Trunk	1,500,709	1,458,360	1,513,925	
Manitoba <sup>†</sup>	- Trunk	7,128,486	7,328,643	5,610,642	
Ontario (2)	- Trunk	4,525,108	4,295,684	3,858,581	
Quebec	- Trunk	7,023,052	7,167,209	6,472,329	
Net Delivered	- Gathering	85,978	135,858	1,018,369	
" "	- Trunk <sup>†</sup>	27,068,543	26,108,073	21,738,829	
" "	- Total	27,154,521	26,243,931	22,757,198	
<sup>†</sup> Includes deliveries to U.S. pipe lines, Gretna, Man.		6,218,248	6,409,602	4,748,771	
<sup>†</sup> Includes exports - via Trans Mountain Oil Pipe Line Company		3,665,054	3,221,582	1,636,020	
via Interprovincial Pipe Line Company		2,016,446	1,914,497	1,433,814	

TABLE 5

SUMMARY OF PIPE LINE OPERATING STATISTICS

		JANUARY	DECEMBER*	JANUARY	YEAR TO DATE
		1957	1956	1956	1957
Barrels Handled - Daily Average					
Gathering Systems	Barrels	500,952	491,748	390,540	
Trunk Lines	"	1,247,966	1,183,858	953,830	
Total Barrel Miles (Trunk Lines)	Millions	11,231	10,780	8,640	
Average Miles Per Barrel (Trunk Lines)	Miles	290.3	293.7	291.9	
Employees and Earnings (6)					
Average Number (4)	No.	1,614	1,500	1,325	
Total Salaries and Wages	\$	719,381	752,844	548,020	
Man-Hours Worked by Wage Earners (5) (6)	Hours	81,192	80,418	59,355	

(1) Includes natural gasoline and some refinery products.

(2) Products of refineries.

(3) Includes some products.

(4) Includes salaried employees.

(5) Includes overtime.

(6) Excludes Amurex Oil Development Company, Anglo American Exploration Company, Ltd., Anglo-Canadian Oils, Ltd., Key Pipe Line Company, Ltd., Mid Saskatchewan Pipe Lines, Ltd., Mobil Oil of Canada, Ltd., Nisku Products Pipe Line Company, Ltd., Peace River Oil Pipe Line Company, Ltd., Sarnia Products Line and Valley Pipe Line Company, Ltd.

x Revised.

TABLE 6

TRAFFIC AND OPERATING PIPE LINE STATISTICS, BY COMPANIES

January, 1957

	Imperial Pipe Line Co. Ltd.	Inter- provincial Pipe Line Co.	Montreal Pipe Line Co. Ltd.	Trans Mountain Oil Pipe Line Company	Pembina Pipe Line Ltd.	Other Pipe Lines (1)	Total
<b>TRAFFIC*</b>				<u>Barrels</u>			
<u>Total Received into System</u>							
This month (January, 1957)	4,531,069	9,094,616	7,067,777	5,771,421	3,587,114	(2) 14,287,745	44,339,742
This year							
<u>Total Delivered out of System</u>							
This month (January, 1957)	4,524,506	9,117,943	7,023,052	5,870,694	3,496,347	(3) 14,454,115	44,486,657
This year							
<b>OPERATING STATISTICS</b>							
<u>Barrels Handled - Daily Average</u>							
<u>Gathering Lines</u>							
This month (January, 1957)	145,951	-	-	-	115,370	239,631	500,952
This year							
<u>Trunk Lines</u>							
This month (January, 1957)	-	294,127	226,550	189,377	112,785	425,127	1,247,966
This year							
<u>Total Barrel Miles</u>				<u>Miles</u>			
(Trunk Lines - in millions)							
This month (January, 1957)	-	4,824	517	4,043	243	1,604	11,231
This year							
<u>Average Miles Per Barrel</u>							
(Trunk Lines)							
This month (January, 1957)	-	529.0	73.7	689.0	69.5	121.7	290.3
This year							
<b>OPERATING REVENUES</b>				<u>Dollars</u>			
Three Months ending Mar. 31, 1957							
Six Months ending June 30,							
Nine Months ending Sept. 30,							
Twelve Months ending Dec. 31,							
<b>EMPLOYEES AND EARNINGS</b>				<u>Number</u>			
Number of Employees (January, 1957)	166	386	50	236	223	(4) 553	1,614
<u>Salaries and Wages</u>				<u>Dollars</u>			
This month (January, 1957)	69,593	179,198	21,929	114,245	87,153	(4) 247,263	719,381
This year							
<u>Man-Hours Worked by Wage Earners</u>				<u>Hours</u>			
This month (January, 1957)	21,186	127	692	-	23,098	36,089	81,192
This year							

\* Totals include duplication between companies.

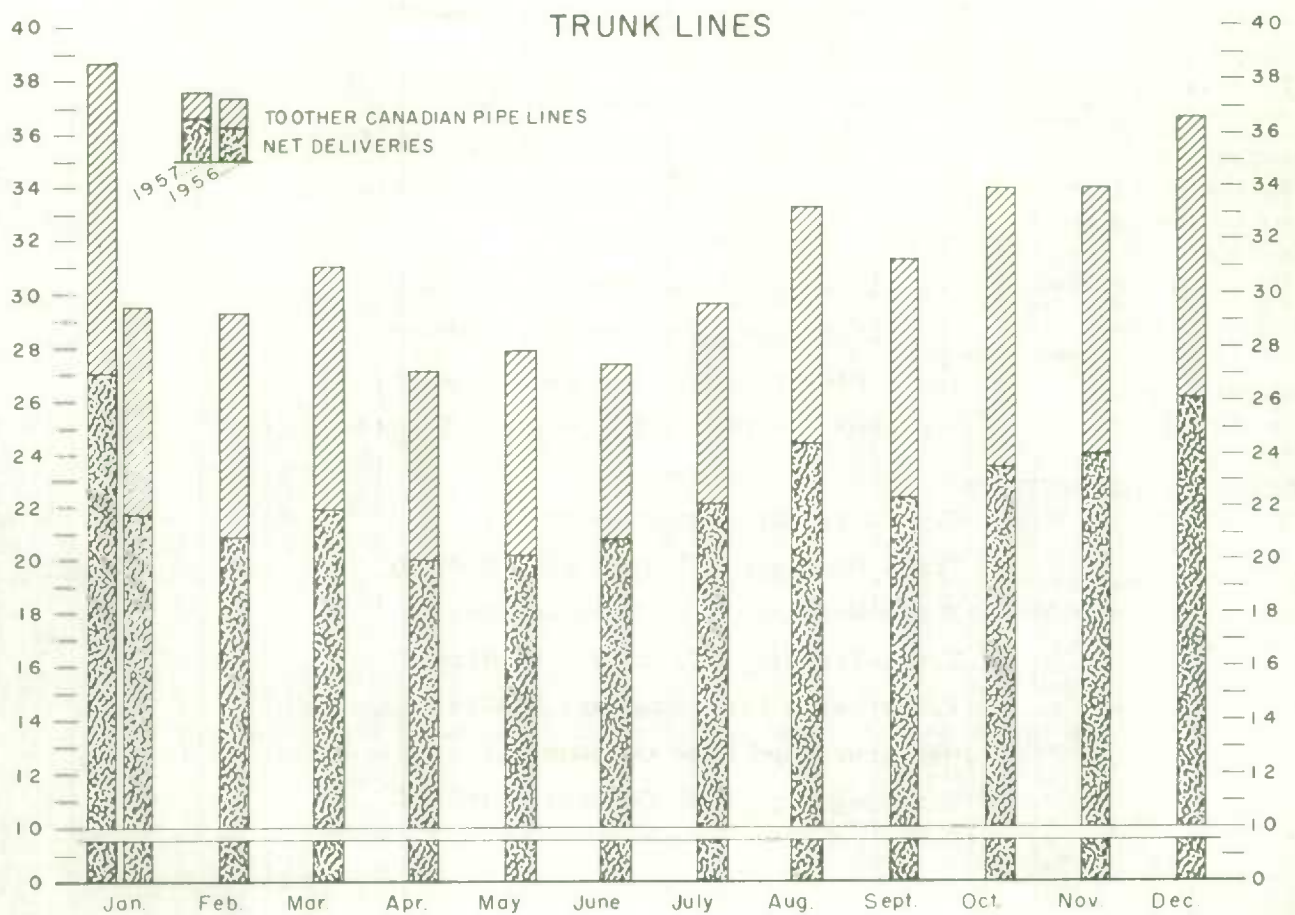
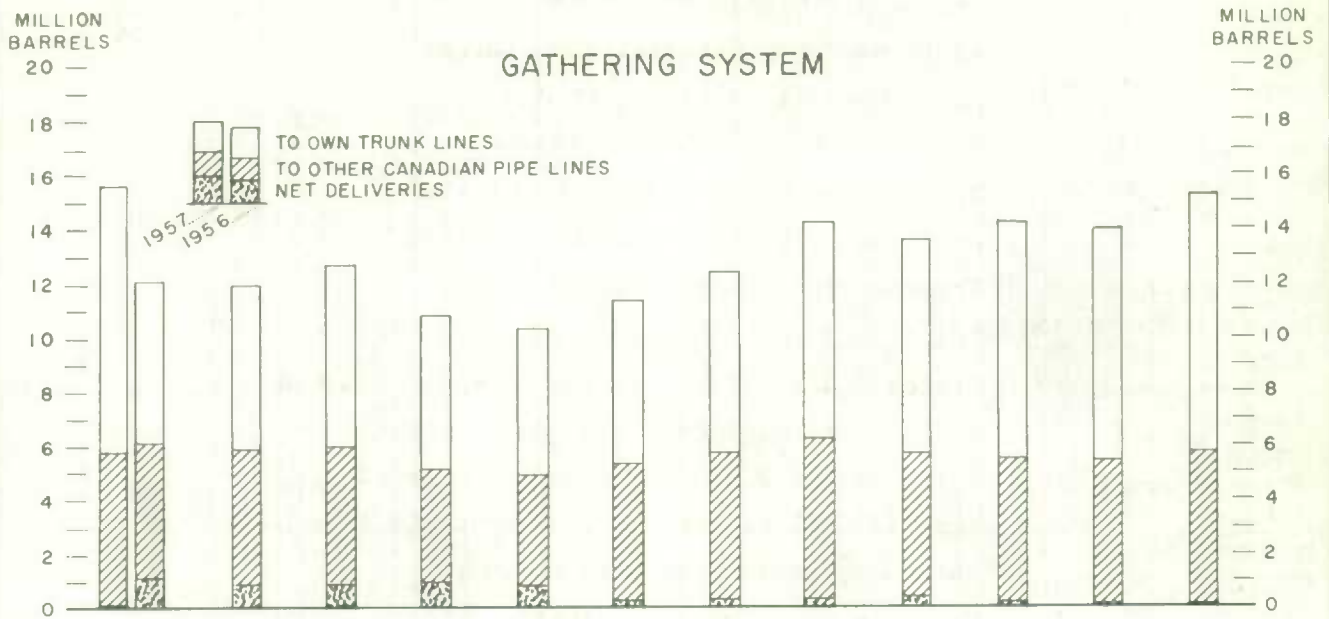
(1) See list of reporting companies on page 7.

(2) Includes 4,611,952 bbls. products and 63,071 bbls. natural gasoline.

(3) Includes 4,597,628 bbls. products and 66,253 bbls. natural gasoline.

(4) Excludes Amrex Oil Development Company; Anglo American Exploration Company; Anglo-Canadian Oils, Limited; Imperial Oil-Sarnia Products Pipe Line Division; Key Pipe Line Co. Limited; Mid-Saskatchewan Pipe Lines Limited; Mobil Oil of Canada Limited; Nisku Products Pipe Line Company, Limited; Peace River Oil Pipe Line Company; and Valley Pipe Line Company Ltd.

# MONTHLY OIL DELIVERIES BY CANADIAN PIPE LINE SYSTEMS 1956 AND 1957



List of Oil Pipe Lines Reporting

Amurex Oil Company  
Anglo American Exploration, Limited  
Anglo-Canadian Oils, Limited  
B.A. Alberta Pipe Line, Limited  
B.A. Saskatchewan Pipe Line, Limited  
Britamoil Pipe Line Company, Limited  
Cremona Pipe Lines, Limited  
Edmonton Pipe Line Company, Limited  
Gibson Crude Oil Purchasing Company, Limited  
Green River Exploration Company, Limited  
The Imperial Pipe Line Company, Limited  
Imperial Oil Limited, Sarnia Products Pipe Line  
Interprovincial Pipe Line Company  
Key Pipe Line Company, Limited  
Mid-Saskatchewan Pipe Lines, Limited  
Mobil Oil of Canada, Limited  
Montreal Pipe Line Company, Limited  
Nisku Products Pipe Line Company, Limited  
Peace River Oil Pipe Line Company, Limited  
Pembina Pipe Line, Limited  
Rangeland Pipe Line Company, Limited  
Saskatoon Pipe Line Company, Limited  
South Saskatchewan Pipe Line, Company  
Sun-Canadian Pipe Line Company, Limited  
Sun Pipe Line Company  
Texaco Exploration Company  
Trans Mountain Oil Pipe Line Company  
Trans-Northern Pipe Line Company  
Trans-Prairie Pipelines, Limited  
Valley Pipe Line Company, Limited  
Westspur Pipe Line Company  
Winnipeg Pipe Line Company, Limited

STATISTICS CANADA LIBRARY  
BIBLIOTHÈQUE STATISTIQUE CANADA



1010534413