

# 55 001 DOMINION BUREAU OF STATISTICS

OTTAWA - CANADA

Published by Authority of the Hon. Gordon Churchill, Minister of Trade and Commerce

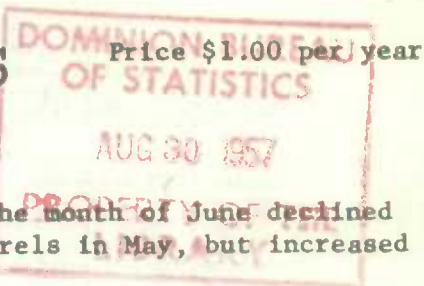


Memorandum

Vol. 7, No. 6

## PIPE LINES (OIL) STATISTICS

JUNE, 1957



The amount of oil moving through Canadian pipe lines during the month of June declined to a daily average of 799,448 barrels as compared with 830,413 barrels in May, but increased from 704,522 barrels in June 1956.

Total net deliveries for the month of June amounted to 23,983,427 barrels as compared with 25,742,806 in May and 21,135,673 in the previous June. For the six months ended June 30, net deliveries totalled 151,068,711 barrels as against 130,668,074 barrels in 1956, an increase of 15.7 p.c. Provincial deliveries for the first six months of the year were as follows (1956 data in brackets): British Columbia 33,180,134 barrels (19,901,962); Alberta 5,803,337 barrels (9,360,510); Saskatchewan 8,863,978 barrels (8,351,982); Manitoba 38,104,205 barrels (34,002,769); Ontario 23,228,415 barrels (21,416,926) and Quebec 41,888,642 barrels (37,633,925). Included in Manitoba deliveries were 32,732,401 barrels (29,218,001) transferred to the Lakehead Pipe Line Company at Gretna. Of this 10,713,286 barrels were for export while the remainder moved through the United States destined to refineries at Sarnia. Exports via the Trans Mountain Oil Pipe Line are shown in a footnote to table 4 and include all deliveries at dock for export.

Net receipts during the month of June totalled 25,484,200 barrels compared with 26,797,249 barrels in the previous month and 21,378,151 barrels one year earlier. Comprising June receipts were 11,765,976 barrels of Alberta crude and 34,572 barrels of Alberta natural gasoline, 2,826,844 barrels of Saskatchewan crude, 508,762 of Manitoba crude, 7,268,937 barrels of imported crude and 3,079,109 barrels of refinery products.

Gathering systems handled an average of 472,649 barrels per day compared with 478,725 barrels in May and 377,004 barrels in the previous year. Trunk lines delivered 1,164,437 barrels per day in the month under review, compared with 1,219,534 in May and 914,245 in June 1956.

Barrel miles totalled 8,401 million for the month of June, compared with 10,870 million in May and 8,105 in June 1956, the average length of haul falling from 287.5 to 240.5 miles. Employees numbered 1,822 and earned \$823,059 in June 1957, compared with 1,515 employees earning \$651,043 in the corresponding month last year.

With all major companies showing greater earnings, combined operating revenues for the first half of the year recorded an increase of 35.8 p.c. over the previous year, rising from \$35,014,893 to \$47,566,006.

Revenue and employee data for the Sarnia Products Pipe Line Division of Imperial Oil, Ltd. are not available for this report as the pipe line operation forms only a part of the company's activities and is not separable. For the same reason revenue and employee data of the pipe line operation of the Anglo American Exploration Company and employee data of the Amurex Oil Development Company, Key Pipe Line Company, Ltd., Mid-Saskatchewan Pipe Lines, Ltd., Nisku Products Pipe Line Company, Anglo-Canadian Oils, Ltd. and Valley Pipe Line Company, Ltd. have been omitted. Data on the activities of these companies have been included in all other applicable sections of the report.

Prepared in the Transportation and Public Utilities Section,  
Public Finance and Transportation Division.

8504-508-67

Net totals given in Table 6 exceed those in Tables 1 and 2 because of duplications resulting from inter-company transfers of oil. These differences are accounted for in the following table.

	Barrels
Total Received into Systems - all companies - during first six months of 1957, per table 6 .....	251,775,752
Received into Trunk Lines from other Canadian Pipe Lines .....	95,274,539
"Net Received" into Canadian Pipe Line Systems .....	156,501,213
"Net Received" into Trunk Systems per table 1 .....	70,124,995
"Net Received" into Gathering Systems per table 2 .....	86,376,218
Total Delivered out of Systems - all companies - during first six months of 1957, per table 6 .....	250,907,814
Delivered to other Canadian Pipe Lines .....	99,839,103
"Net Delivered" from Canadian Pipe Line Systems .....	151,068,711
"Net Delivered" from Trunk Systems per table 1 .....	150,121,919
"Net Delivered" from Gathering Systems per table 2 .....	946,792

The fluctuations which occur in Shippers and Carriers balances monthly are accounted for by each company in a "monthly oil balance" statement. The oil balances have been tabulated for all companies for June and are given herewith:

OIL BALANCE - ALL COMPANIES - JUNE, 1957

	Barrels
Total Shippers Balances - January 1, 1957 .....	10,368,770
Total Carriers Balances - January 1, 1957 .....	730,708
Received into Gathering Systems January 1 to June 30, 1957 .....	86,376,218
Received into Trunk Systems January 1 to June 30, 1957 .....	218,151,929
Total oil accountable for period .....	315,627,625
Delivered from Gathering Systems January 1 to June 30, 1957 .....	86,382,818
Delivered from Trunk Systems January 1 to June 30, 1957 .....	217,277,391
Balance to be accounted for at June 30, 1957 .....	11,967,416
Oil consumed as fuel and losses January 1 to June 30, 1957 .....	374,853
Balance on hand - June 30, 1957 .....	11,592,563
Total Shippers Balances - June 30, 1957 .....	10,726,452
Total Carriers Balances - June 30, 1957 .....	866,111

The Interprovincial Pipe Line Company operates over 1,500 miles of line in Canada from Edmonton to the International border near Gretna, Manitoba, along with 7 miles of 30 inch pipe coming into Canada across the St. Clair River at Sarnia. The Sun Pipe Line Company also operates lines across the St. Clair River from the United States to Sarnia. Oil delivered at Sarnia via Interprovincial's line would be a duplication of oil already reported on the western section of the line. For this reason and because of the limited nature of their operations data for these two short sections are not included in Canadian oil pipe line statistics. A summary of oil delivered by these two lines at Sarnia follows:

Month	Interprovincial Pipe Line Company Crude Oil	Sun Pipe Line Company Crude and Refined Oil
	Barrels	Barrels
June 1956	2,607,286	564,970
May 1957	3,555,141	479,472
June 1957	3,540,485	494,667

TABLE 1

OIL<sup>1</sup> CARRIED BY PIPE LINES - TRUNK

	June 1957	May x 1957	June x 1956	YEAR TO DATE 1957
	Barrels	Barrels	Barrels	Barrels
1. <u>Total Received * (2+3+4+5)</u>	35,632,601	38,018,799	27,648,595	218,151,929
Less: Received from other Canadian pipe lines -				
2. Own Gathering System	8,594,681	8,932,084	5,968,364	52,752,395
3. Other pipe lines - Gathering	8,692,429	4,783,772	2,859,334	34,839,642
4. Trunk	7,029,471	12,310,984	8,765,607	60,434,897
5. <u>Net Received (6+7+8)</u>	11,316,020	11,991,959	10,055,290	70,124,995
6. Originating on own trunk lines	3,435,104	3,986,551	3,532,296	25,858,801
7. Received from foreign pipe line connections	7,268,937	7,485,731	6,438,531	41,932,962
8. Received from other carriers (rail & truck)	611,979	519,677	84,463	2,333,232
9. <u>Total Delivered * (10+11)</u>	34,933,118	37,805,480	27,427,377	217,277,391
10. Less: Delivered to other Canadian trunk lines	11,132,944	12,255,692	6,529,128	67,155,472
11. <u>Net Delivered (12+13+14)</u>	23,800,174	25,549,788	20,898,249	150,121,919
12. Terminated on own trunk lines	15,777,007	15,572,075	14,904,673	96,963,122
13. Delivered to foreign pipe line connections	7,588,782	7,941,618	5,863,903	46,230,143
14. Delivered to other carriers (truck, rail & water)	434,385	1,856,095	129,673	6,928,654

TABLE 2

OIL<sup>1</sup> CARRIED BY PIPE LINES - GATHERING

	June 1957	May 1957	June 1956	YEAR TO DATE 1957
	Barrels	Barrels	Barrels	Barrels
15. <u>Total Received (16+17)</u>	14,168,180	14,805,290	11,322,861	86,376,218
16. Less: Received from other gathering systems	-	-	-	-
17. <u>Net Received (18+19)</u>	14,168,180	14,805,290	11,322,861	86,376,218
18. Originating on own gathering system	13,994,414	14,559,541	10,075,959	84,643,862
19. Received from other carriers (rail & truck)	173,766	245,749	246,902	1,732,356
20. <u>Total Delivered * (21+22+23)</u>	14,179,495	14,840,477	11,310,133	86,382,818
Less: Delivered to other pipe lines -				
21. Own Trunk system	8,594,681	8,932,084	5,968,364	52,752,395
22. Other pipe lines	5,401,561	5,715,375	5,104,345	32,683,631
23. <u>Net Delivered (24+25)</u>	183,253	193,018	237,424	946,792
24. Terminated on gathering systems	67,387	58,806	72,147	313,011
25. Delivered to other carriers (rail & truck)	115,866	134,212	165,277	633,781

<sup>1</sup> Includes natural gasoline and refinery products.

\* Includes duplications.

<sup>1</sup> Includes natural gasoline.

x Revised.

TABLE 3

OIL CARRIED BY PIPE LINES, BY PROVINCE IN WHICH SHIPMENT ORIGINATED

Province		June 1957	May 1957	June 1956	YEAR TO DATE 1957
		Barrels	Barrels	Barrels	Barrels
Alberta (1)	- Gathering	11,430,976	12,229,221	10,158,086	71,244,920
"	- Trunk	424,486	477,777	517,263	2,738,544
Saskatchewan	- Gathering	2,228,442	2,085,071	702,571	12,217,898
"	- Trunk	598,402	478,724	16,640	2,197,502
Manitoba	- Gathering	508,762	490,998	462,204	2,913,400
"	- Trunk	-	-	-	-
Ontario (2)	- Trunk	1,544,964	1,970,148	1,613,123	13,451,438
Quebec (3)	- Trunk	8,748,168	9,065,310	7,908,264	51,737,511
Net Received	- Gathering	14,168,180	14,805,290	11,322,861	86,376,218
" "	- Trunk	11,316,020	11,991,959	10,055,290	70,124,995
" "	- Total	25,484,200	26,797,249	21,378,151	156,501,213

TABLE 4

OIL DELIVERED BY PIPE LINES, BY PROVINCE IN WHICH SHIPMENT TERMINATED  
OR WAS TRANSFERRED TO OTHER CARRIERS

Province		June 1957	May 1957	June x 1956	YEAR TO DATE 1957
		Barrels	Barrels	Barrels	Barrels
British Columbia	- Trunk	4,185,831	6,220,944	2,951,098	33,180,134
Alberta (1)	- Gathering	119,220	104,361	134,337	565,617
"	- Trunk	941,924	622,731	1,539,413	5,237,720
Saskatchewan	- Gathering	64,033	88,657	103,087	381,175
"	- Trunk	1,742,635	1,174,648	1,305,848	8,482,803
Manitoba <sup>6</sup>	- Trunk	6,663,636	6,474,841	5,537,737	38,104,205
Ontario (2)	- Trunk	3,026,810	3,542,655	3,085,756	23,228,415
Quebec	- Trunk	7,239,338	7,513,969	6,478,397	41,888,642
Net Delivered	- Gathering	183,253	193,018	237,424	946,792
" "	- Trunk <sup>4</sup>	23,800,174	25,549,788	20,898,249	150,121,919
" "	- Total	23,983,427	25,742,806	21,135,673	151,068,711
<sup>6</sup>	Includes deliveries to U.S. pipe lines, Gretna, Man.	5,822,942	5,575,152	4,935,191	32,732,401
<sup>4</sup>	Includes exports - via Trans Mountain Oil Pipe Line Company via Interprovincial Pipe Line Company	2,187,960 1,743,437	4,205,534 1,803,840	1,050,536 1,256,335	20,310,364 10,713,286

TABLE 5

SUMMARY OF PIPE LINE OPERATING STATISTICS

		June 1957	May 1957	June 1956	YEAR TO DATE 1957
Barrels Handled - Daily Average					
Gathering Systems	Barrels	472,649	478,725	377,004	477,253
Trunk Lines	"	1,164,437	1,219,534	914,245	1,200,427
Total Barrel Miles (Trunk Lines)	Millions	8,401	10,870	8,105	61,198
Average Miles Per Barrel (Trunk Lines)	Miles	240.5	287.5	295.5	281.7
Employees and Earnings (6)					
Average Number (4)	No.	1,822	1,791	1,515	10,225
Total Salaries and Wages	\$	823,059	832,334	651,043	4,614,953
Man-Hours Worked by Wage Earners (5) (6)	Hours	81,077	90,912	67,074	483,600

(1) Includes natural gasoline and some refinery products.

(2) Products of refineries.

(3) Includes some products.

(4) Includes salaried employees.

(5) Includes overtime.

(6) Excludes Amurex Oil Development Company, Anglo American Exploration Company, Ltd., Anglo-Canadian Oils, Ltd., Key Pipe Line Company, Ltd., Mid Saskatchewan Pipe Lines, Ltd., Mobil Oil of Canada, Ltd., Nisku Products Pipe Line Company, Ltd., Peace River Oil Pipe Line Company, Ltd., Sarsia Products Line and Valley Pipe Line Company, Ltd.

x Revised.

TABLE 6

TRAFFIC AND OPERATING PIPE LINE STATISTICS, BY COMPANIES

JUNE, 1957

	Imperial Pipe Line Co. Ltd.	Inter- provincial Pipe Line Co.	Montreal Pipe Line Co. Ltd.	Trans Mountain Oil Pipe Line Company	Pembina Pipe Line Ltd.	Other Pipe Lines (1)	Total
<b>TRAFFIC*</b>				<u>Barrels</u>			
<u>Total Received into System</u>							
This month June, 1957	4,035,022	9,236,810	7,268,937	4,670,808	3,181,452	(2) 12,813,071	41,206,100
This year (6 months)	24,986,969	50,974,422	41,932,962	33,717,841	19,918,928	(3) 80,244,630	251,775,752
<u>Total Delivered out of System</u>							
This month June, 1957	4,045,186	9,093,662	7,239,338	4,185,831	3,147,549	(4) 12,806,366	40,517,932
This year (6 months)	24,985,611	50,757,527	41,888,642	33,180,134	19,888,655	(5) 80,207,245	250,907,814
<b>OPERATING STATISTICS</b>							
<u>Barrels Handled - Daily Average</u>							
<u>Gathering Lines</u>							
This month June, 1957	134,839	-	-	-	104,019	233,791	472,649
This year (6 months)	138,042	-	-	-	109,335	229,876	477,253
<u>Trunk Lines</u>							
This month June, 1957	-	303,122	241,311	139,528	104,918	375,558	1,164,437
This year (6 months)	-	280,428	231,429	183,316	109,882	395,372	1,200,427
<u>Total Barrel Miles</u>				<u>Miles</u>			
(Trunk Lines - in millions)							
This month June, 1957	-	3,407	534	2,887	219	1,354	8,401
This year (6 months)	-	24,755	3,086	23,006	1,382	8,969	61,198
<u>Average Miles Per Barrel</u>							
(Trunk Lines)							
This month June, 1957	-	347.0	73.7	690.0	65.5	120.2	240.5
This year (6 months)	-	448.0	73.7	693.0	69.5	125.3	281.7
<b>OPERATING REVENUES</b>				<u>Dollars</u>			
Three Months ending Mar. 31, 1957	978,924*	6,030,844	689,958	7,993,435	1,345,090	(7) 6,116,865*	23,155,116*
Six Months ending June 30, 1957	1,976,693	12,100,462	1,442,523	15,871,051	2,655,293	(7) 13,519,984	47,566,006
Nine Months ending Sept. 30,							
Twelve Months ending Dec. 31,							
<b>EMPLOYEES AND EARNINGS</b>				<u>Number</u>			
Number of Employees June, 1957	173	440	58	313	227	(6) 611	1,822
<u>Salaries and Wages</u>				<u>Dollars</u>			
This month June, 1957	70,656	211,641	25,786	151,571	93,629	(6) 269,776	823,059
This year (6 months)	412,767	1,165,361	138,020	808,651	532,270	(6) 1,557,884	4,614,953
<u>Man-Hours Worked by Wage Earners</u>				<u>Hours</u>			
This month June, 1957	18,789	859	2,044	1,671	21,490	(6) 36,224	81,077
This year (6 months)	116,541	3,192	6,058	5,781	130,983	(6) 221,045	483,600

\* Totals include duplication between companies.

(1) See list of reporting companies on page 7.

(2) Includes 3,079,109 bbls. products and 34,572 bbls. natural gasoline.

(3) Includes 23,669,793 bbls. products and 300,888 bbls. natural gasoline.

(4) Includes 3,075,934 bbls. products and 35,474 bbls. natural gasoline.

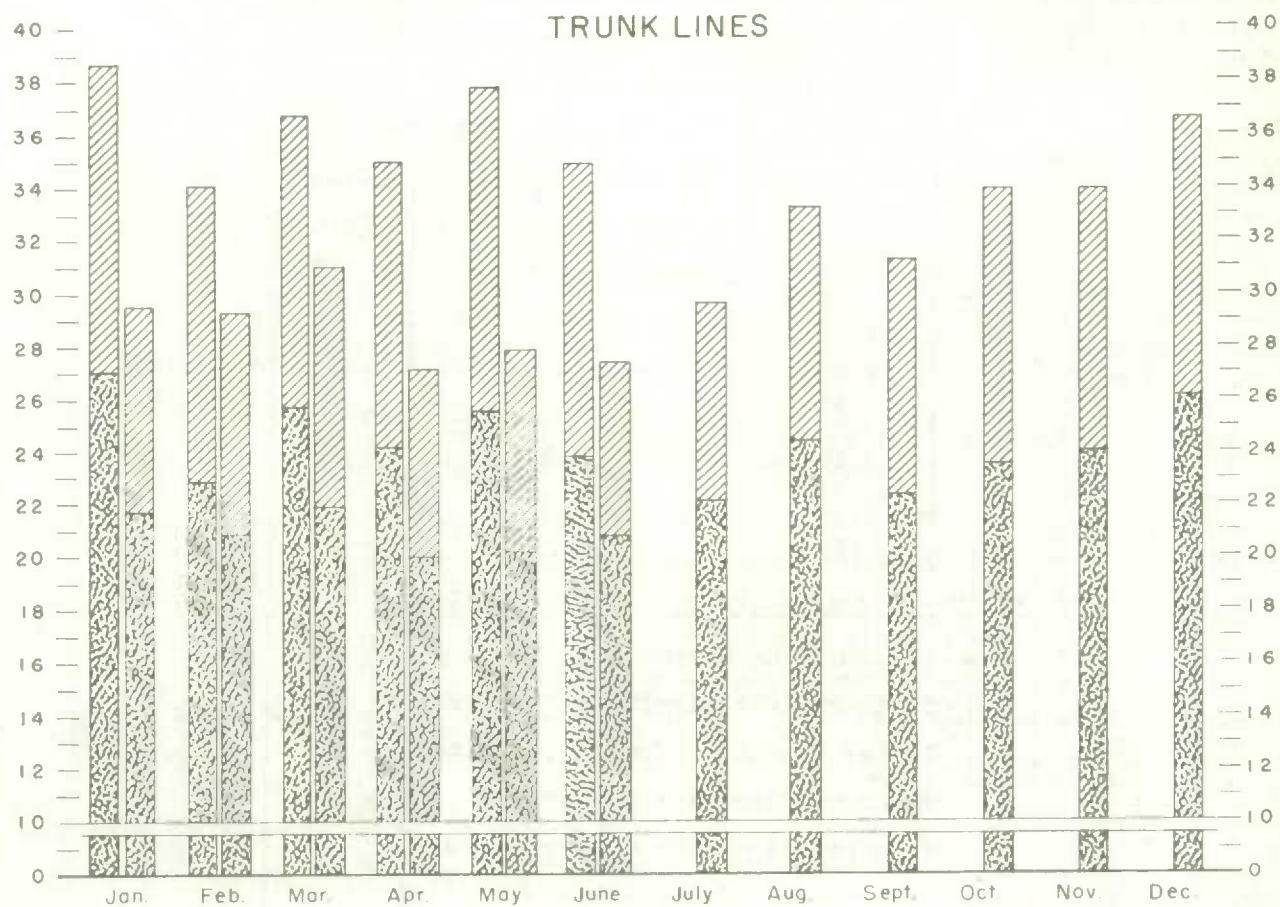
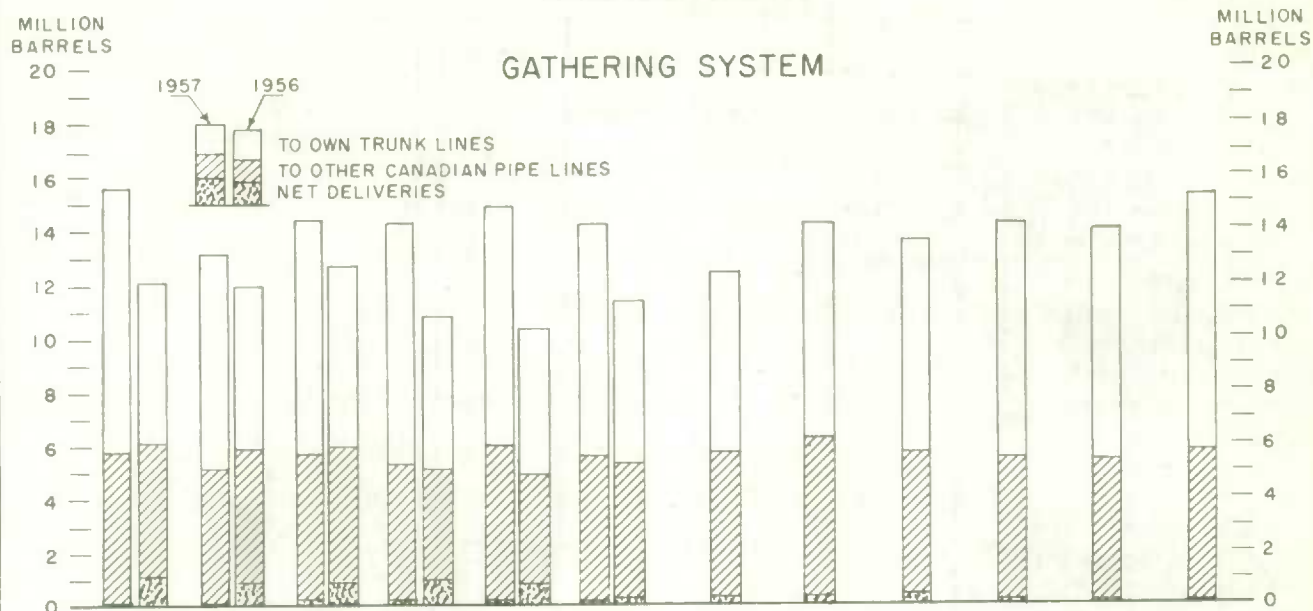
(5) Includes 23,609,320 bbls. products and 300,506 bbls. natural gasoline.

(6) Excludes Amurex Oil Development Company; Anglo American Exploration Company; Anglo-Canadian Oils, Limited; Imperial Oil-Sarnia Products Pipe Line Division; Key Pipe Line Co. Limited; Mid-Saskatchewan Pipe Lines Limited; Mobil Oil of Canada Limited; Nisku Products Pipe Line Company, Limited; Peace River Oil Pipe Line Company and Valley Pipe Line Company Ltd.

(7) Excludes Amurex Oil Development Company; Anglo American Exploration Company; Green River Exploration Company; Mobil Oil of Canada Limited and Sarnia Products Line.

x Revised.

# MONTHLY OIL DELIVERIES BY CANADIAN PIPE LINE SYSTEMS 1956 AND 1957



List of Oil Pipe Lines Reporting

Amurex Oil Company  
Anglo American Exploration, Limited  
Anglo-Canadian Oils, Limited  
B.A. Alberta Pipe Line, Limited  
B.A. Saskatchewan Pipe Line, Limited  
Britamoil Pipe Line Company, Limited  
Cremona Pipe Lines, Limited  
Edmonton Pipe Line Company, Limited  
Gibson Crude Oil Purchasing Company, Limited  
Green River Exploration Company, Limited  
The Imperial Pipe Line Company, Limited  
Imperial Oil Limited, Sarnia Products Pipe Line  
Interprovincial Pipe Line Company  
Key Pipe Line Company, Limited  
Mid-Saskatchewan Pipe Lines, Limited  
Mobil Oil of Canada, Limited  
Montreal Pipe Line Company, Limited  
Nisku Products Pipe Line Company, Limited  
Peace River Oil Pipe Line Company, Limited  
Pembina Pipe Line, Limited  
Rangeland Pipe Line Company, Limited  
Saskatoon Pipe Line Company, Limited  
South Saskatchewan Pipe Line, Company  
Sun-Canadian Pipe Line Company, Limited  
Sun Pipe Line Company  
Texaco Exploration Company  
Trans Mountain Oil Pipe Line Company  
Trans-Northern Pipe Line Company  
Trans-Prairie Pipelines, Limited  
Valley Pipe Line Company, Limited  
Westspur Pipe Line Company  
Winnipeg Pipe Line Company, Limited  
Devon-Palmer Oils, Limited

STATISTICS CANADA LIBRARY  
BIBLIOTHÈQUE STATISTIQUE CANADA



1010534409