

DOMINION BUREAU OF STATISTICS
International Trade Division
External Trade Section

4A77

TRADE OF CANADA

IMPORTS


OCTOBER, 1954

AND

TEN MONTHS ENDED OCTOBER, 1954

Published by Authority of

The Right Honourable C. D. Howe, Minister of Trade and Commerce



IMPORTS INTO CANADA FOR CONSUMPTION

Changes affecting Previous Reports
 Cumulative Totals adjusted in October Report

1954
 Import
 List No. 9

MONTH OF MAY 1954

Class Number

4182 - Deduct from United States.....	22,758 lb.	\$ 4,535
4170 - Add to United States.....	22,758 lb.	\$ 4,535
6232 - Deduct from United States.....	-	\$ 29,463
5250 - Add to United States.....	-	\$ 29,463

MONTH OF JUNE 1954

Class Number

6050 - Deduct from United States.....	2,045 lb.	\$ 4,266
6247 - Add to United States.....	-	\$ 4,266

MONTH OF JULY 1954

Class Number

60 - Deduct from Jamaica.....	3,137 gal.	-
4195 - Deduct from United States.....	188,516 lb.	\$ 11,113
4168 - Add to United States.....	188,516 lb.	\$ 11,113

MONTH OF AUGUST 1954

Class Number

5045 - Deduct from United States.....	1,369	-
5391 - Deduct from United Kingdom.....	1,225 cwt.	\$ 6,931
5394 - Add to United Kingdom.....	1,225 cwt.	\$ 6,931
5391 - Deduct from Germany West.....	995 cwt.	\$ 4,907
5394 - Add to Germany West.....	995 cwt.	\$ 4,907
6220 - Deduct from United States.....	-	\$ 59,835
5332 - Add to United States.....	-	\$ 3,218
5542 - Add to United States.....	-	\$ 17,164
5630 - Add to United States.....	-	\$ 10,625
5632 - Add to United States.....	-	\$ 28,828
8408 - Deduct from Netherlands.....	200,000 lb.	-

MONTH OF SEPTEMBER

Class Number

7091 - Deduct from Bahamas.....	30,000 sq.ft.	\$ 879
7091 - Add to Germany West.....	30,000 sq.ft.	\$ 879

THE UNIVERSITY OF CHICAGO
LIBRARY

THE UNIVERSITY OF CHICAGO
LIBRARY

THE UNIVERSITY OF CHICAGO
LIBRARY

THE UNIVERSITY OF CHICAGO
LIBRARY

THE UNIVERSITY OF CHICAGO
LIBRARY

THE UNIVERSITY OF CHICAGO
LIBRARY

TABLE OF CONTENTS

	Page
EXPLANATORY NOTES	2
KEY TO ABBREVIATIONS OF COUNTRIES	3
SUMMARY TABLES:	
Imports into Canada for Consumption, by Countries	4
Imports into Canada for Consumption, by Main Groups ...	6
DETAILED TABLES:	
Imports for Consumption, by Articles and Countries:	
Agricultural and Vegetable Products (except Chemicals Fibres and Wood):	Class Number
A - Mainly Food	1 to 390
B - Other than Food	1501 to 1846
Animals and Animal Products (except Chemicals and Fibres)	2012 to 2348
Fibres, Textiles and Textile Products	3001 to 3574
Wood, Wood Products and Paper.....	4002 to 4311
Iron and Its Products	5001 to 5733
Non-Ferrous Metals and Their Products (except Gold) ...	6001 to 6256
Non-Metallic Minerals and Their Products (except Chemicals).....	7001 to 7303
Chemicals and Allied Products	8001 to 8950
Miscellaneous Commodities	9000 to 9279

VALUE AND VOLUME at end of report

EXPLANATORY NOTES

1. In all the tables of imports in this Report, the quantities and values are based upon the declarations of importers (import entries), as subsequently checked by Customs officials.
2. Weight, where shown is the net weight of the goods, that is, it excludes the weight of the covers or receptacles, except in cases of certain goods, as provided in the Customs Tariff.
3. The expression "ton" means 2,000 pounds, and "cwt." 100 pounds, avoirdupois. Where other units of quantity are used, Imperial standards apply.
4. In this Report are trade items such as "Engines, gas, n.o.p., and parts", which show both quantities and values. In the item "Engines, gas, n.o.p., and parts", the quantity represents the number of complete gas engines only, while the value represents not only the value of the specified number of complete gas engines but also the value of all kinds of "Parts" of gas engines; therefore, in this item, and in similar items, the average value per unit cannot be ascertained.
5. "Imports" means "Imports entered for Consumption". "Entered for Consumption" does not imply that the goods have been actually consumed in Canada, but that they have passed into the custody of the importer and that duty has been paid on the dutiable portion.
6. For statistical purposes, the value of merchandise imported, as shown in this Report, is the value as determined for Customs duty purposes. In most cases, this would be the invoice value of the goods converted to Canadian dollars at authorized exchange ratios. The value does not include charges such as freight, insurance, handling, duties or taxes.
7. Imports into Canada are classified as received from the countries whence they were consigned to Canada. The countries of consignment are the countries from which the goods have come, without interruption of transit, except in the course of transshipment or transfer from one conveyance to another. The countries whence goods are consigned are not necessarily the countries of actual origin, since goods produced in one country may be purchased by a firm in another country and thence despatched, after a longer or shorter interval, to Canada. In such cases the second country would be the country of consignment to which the goods would be credited. An example is the case of tea grown in the Orient but purchased in the bonded market in London, England; Canadian statistics record such imports as coming from the United Kingdom.
8. The initials "N.O.P." mean "not otherwise provided for".
9. Some of the descriptions of articles used in this Report are abbreviated and incomplete due to lack of space and mechanical limitations. Full descriptions are shown in the annual printed report of the Trade of Canada.
10. Throughout this Report, figures are subject to revision.
11. The Foreign Trade of Newfoundland is included as from April 1, 1949.

KEY TO ABBREVIATIONS OF COUNTRIES

Note:— The classification of Countries with a statement of the territorial limits used for statistical purposes will be found in Volume I of the Annual Report of the Trade of Canada.

Aden	Aden	Iran	Iran
Afghan	Afghanistan	Iraq	Iraq
Alaska	Alaska	Ireland	Ireland
Albania	Albania	Israel	Israel
Virgin Is	American Virgin Islands	Ital Afr	Italian Africa
A E Sudan	Anglo-Egyptian Sudan	Italy	Italy
Arabia	Arabia	Jamaica	Jamaica
Argentina	Argentina	Japan	Japan
Australia	Australia	Jordan	Jordan
Austria	Austria	Korea	Korea
Azores	Azores and Madeira	Latvia	Latvia
Bahamas	Bahamas	Lebanon	Lebanon
Barbados	Barbados	Leew Wind	Leeward and Windward Islands
Bel Congo	Belgian Congo	Liberia	Liberia
Belgium	Belgium and Luxembourg	Libya	Libya
Bermuda	Bermuda	Lithuania	Lithuania
Bolivia	Bolivia	Madagascr	Madagascar
Brazil	Brazil	Malaya	Malaya and Singapore
B E Afr	British East Africa	Malta	Malta
B Gulana	British Guiana	Mexico	Mexico
B Hond	British Honduras	Morocco	Morocco
Bulgaria	Bulgaria	Nethrlnds	Netherlands
Burma	Burma	Neth Ant	Netherlands Antilles
Canary Is	Canary Islands	New Zeal	New Zealand
Ceylon	Ceylon	Nicaragua	Nicaragua
Chile	Chile	Nigeria	Nigeria
China	China, except Taiwan	Norway	Norway
Colombia	Colombia	B E I Other	Other British East Indies
C Rica	Costa Rica	B Oceania	Other British Oceania
Cuba	Cuba	B S A Other	Other British South Africa
Czecho S	Czechoslovakia	B W A Other	Other British West Africa
Denmark	Denmark	Pakistan	Pakistan
Dom Rep	Dominican Republic	Panama	Panama
Ecuador	Ecuador	Paraguay	Paraguay
Egypt	Egypt	Peru	Peru
El Salvd	El Salvador	Phil	Philippines
Estonia	Estonia	Poland	Poland
Ethiopia	Ethiopia	Portugal	Portugal
Falkland	Falkland Islands	Port E AF	Portuguese East Africa
Finland	Finland	Port W AF	Portuguese West Africa
Fiji	Fiji	Port Asia	Portuguese Asia
France	France	P Rico	Puerto Rico
Fr Africa	French Africa	Rhod Nyas	Rhodesia and Nyasaland
Fr E Ind	French East Indies	Roumania	Roumania
Fr Guiana	French Guiana	U S S R	U.S.S.R. (Russia)
Fr Oceana	French Oceania	S Leone	Sierra Leone
Fr W Ind	French West Indies	Spaln	Spain
Gambia	Gambia	Span Afr	Spanish Africa
Germany E	Germany, Eastern	St. Pierre	St. Pierre and Miquelon
Germany W	Germany, Federal Republic of	Surinam	Surinam
Gibraltar	Gibraltar	Sweden	Sweden
G Coast	Gold Coast	Switzrlnd	Switzerland
Greece	Greece	Syria	Syria
Greenland	Greenland	Taiwan	Taiwan (Formosa)
Guatemala	Guatemala	Thailand	Thailand (Siam)
Haiti	Haiti (Republic of)	Trinidad	Trinidad and Tobago
Hawaii	Hawaii	Turkey	Turkey
Honduras	Honduras	Un So Afr	Union of South Africa
Hong Kong	Hong Kong	U Kingdom	United Kingdom
Hungary	Hungary	U States	United States
Iceland	Iceland	U S Ocea	United States Oceania
India	India	Uruguay	Uruguay
Indonesia	Indonesia	Venezuela	Venezuela
		Yugo Slav	Yugoslavia

Countries	Month of October		Ten Months ended October	
	1953	1954	1953	1954
	\$	\$	\$	\$
Commonwealth Countries				
United Kingdom	36,782,465	31,520,116	376,188,488	332,162,865
Aden	-	-	9,912	76,048
British East Africa	2,455,391	2,059,818	6,968,719	13,986,138
Rhodesia and Nyasaland	1,252,990	5,257	3,848,245	1,046,653
Union of South Africa	413,813	148,661	3,866,674	5,042,315
Other British South Africa	8,280	-	8,464	2,680
Gambia	-	-	-	-
Gold Coast	14,434	11,109	3,093,622	1,972,949
Nigeria	21,743	-	1,583,479	855,370
Sierra Leone	-	-	2,227	7,398
Other British West Africa	-	-	400	500
Anglo-Egyptian Sudan	7,664	12,539	43,600	32,402
India	2,458,844	3,264,500	21,760,662	23,663,539
Pakistan	17,494	54,255	384,185	464,558
Ceylon	1,162,009	1,080,577	12,183,333	10,560,631
Malaya and Singapore	2,077,954	1,890,420	18,443,510	15,823,961
Other British East Indies	46,235	7,097	309,398	143,385
Bermuda	11,338	11,909	95,988	358,644
British Guiana	1,751,112	2,845,485	14,803,262	15,741,366
British Honduras	24,004	4,200	122,303	120,001
Barbados	172,868	157,482	1,936,096	5,080,556
Jamaica	175,636	1,102,248	11,354,605	13,080,522
Trinidad and Tobago	1,083,540	643,666	7,368,616	8,574,649
Bahamas	54,723	36,987	264,941	282,898
Leeward and Windward Islands	23,538	15,398	1,200,207	1,202,381
Falkland Islands	-	-	-	-
Gibraltar	-	-	-	609
Hong Kong	268,659	311,349	3,824,225	3,308,036
Malta	6,683	11,241	55,845	53,446
Australia	4,610,182	4,052,412	19,377,475	19,208,736
Fiji	-	805,353	3,357,836	4,802,364
New Zealand	298,767	423,354	8,078,317	7,074,145
Other British Oceania	-	-	-	-
Total Commonwealth Countries	55,200,366	50,475,433	520,534,634	484,729,745
Foreign Countries				
Afghanistan	-	-	7,768	9,232
Albania	-	-	-	-
Arabia	7,935	314,286	2,196,361	1,871,696
Argentina	416,376	83,502	7,890,975	1,930,777
Austria	182,265	265,184	2,367,301	2,556,021
Belgium and Luxembourg	2,827,095	2,516,837	25,077,170	20,668,239
Belgian Congo	226,898	-	1,621,438	1,341,391
Bolivia	118,343	-	1,085,790	260,616
Brazil	3,355,544	3,266,542	26,386,014	24,669,503
Bulgaria	127	-	497	88
Burma	-	-	2,285	79,427
Chile	158,951	629	1,048,299	224,604
China, (except Taiwan)	14,053	3,860	1,095,055	1,512,664
Taiwan	-	41,444	60,503	102,107
Colombia	1,498,423	2,337,821	18,722,408	21,107,479
Costa Rica	1,262,938	602,596	8,225,808	6,493,110
Cuba	396,544	542,168	10,691,268	9,144,477
Czechoslovakia	198,622	179,931	2,209,144	1,459,611
Denmark	151,991	228,369	1,696,656	2,837,053
Greenland	818	590	4,165	9,394
Dominican Republic	47,090	-	4,984,340	1,526,513
Ecuador	150,322	488,488	2,473,574	2,762,270
Egypt	4,766	3,222	3,327,201	297,667
El Salvador	845	6,447	1,378,929	699,605
Estonia	-	-	5,873	4,604
Ethiopia	-	32,795	38,261	90,447
Finland	49,082	70,133	416,750	437,268
France	1,906,751	2,046,557	18,210,874	17,404,097
French Africa	232,965	210,969	2,205,034	2,462,124
French East Indies	-	84	966	25,756
French Guiana	3,000	-	3,000	-
French Oceania	-	-	-	3,000
French West Indies	-	-	-	435
Madagascar	-	-	7,923	256,756
St. Pierre and Miquelon	10,575	454	60,461	22,594

Countries	Month of October		Ten Months ended October	
	1953	1954	1953	1954
	\$	\$	\$	\$
Foreign Countries - Concluded				
Germany, Federal Republic of	3,119,201	4,273,776	27,642,981	35,319,742
Germany, Eastern	42,665	62,953	861,829	419,817
Greece	20,363	25,968	179,204	197,968
Guatemala	134,843	235,934	2,771,171	4,623,714
Haiti	44,322	31,000	654,995	1,405,335
Honduras	265,969	55,571	3,935,838	2,419,144
Hungary	8,143	21,039	106,479	187,650
Iceland	4,473	638	77,139	57,982
Iran	594	25,791	648,913	993,108
Iraq	900	1,045	111,976	11,868
Ireland	81,280	74,563	418,190	1,098,429
Italy	1,165,422	1,703,252	11,032,047	12,031,067
Italian Africa	-	-	-	-
Libya	-	-	-	72
Japan	1,072,950	1,957,695	10,636,235	13,940,632
Korea	1,174	818	32,276	168,061
Latvia	-	-	6,812	4,535
Liberia	-	-	245,900	135,202
Lithuania	820	-	2,880	1,625
Mexico	657,170	819,507	14,075,408	12,314,482
Morocco	91,301	24,048	487,944	176,924
Netherlands	2,027,709	2,513,192	18,816,194	19,396,011
Indonesia	21,700	45,721	523,267	490,862
Surinam	60,230	119,012	926,035	2,122,599
Netherlands Antilles	1,399,939	2,442,063	5,463,587	15,016,256
Nicaragua	38,718	10,184	376,376	181,184
Norway	298,907	161,082	1,892,189	1,644,061
Israel	184,510	76,733	1,171,144	853,079
Panama	171,661	463,970	3,178,152	4,750,766
Paraguay	27,906	22,714	248,714	499,630
Peru	278,528	69,145	2,272,475	1,973,368
Philippines	582,873	162,484	2,087,385	3,135,805
Poland	22,459	33,361	186,712	317,757
Portugal	224,225	252,936	1,458,524	1,386,392
Azores and Madeira	13,781	19,689	153,049	157,824
Portuguese East Africa	-	135,505	72,927	164,192
Portuguese West Africa	-	-	-	161,966
Portuguese Asia	-	-	7,463	697
Roumania	167	-	6,585	3,134
Thailand	114,383	43,641	656,105	521,004
Spain	307,651	331,583	3,734,559	4,492,908
Canary Islands	-	1,004	22,659	23,033
Spanish Africa	-	-	1,710	-
Sweden	1,238,798	1,175,267	8,060,359	7,455,176
Switzerland	1,909,525	1,584,324	16,458,640	15,584,425
Lebanon	1,797,908	1,519,719	16,343,745	14,028,573
Syria	2,219	1,818	50,384	19,017
Jordan	-	-	-	-
Turkey	25,874	31,558	601,641	406,768
U.S.S.R. (Russia)	372,604	35,212	806,568	597,495
United States	258,252,144	234,863,594	2,729,948,313	2,444,858,836
Alaska	270,387	661,563	2,526,577	6,474,418
American Virgin Islands	-	-	-	44
Hawaii	274,988	321,658	3,954,638	4,705,982
Puerto Rico	67,475	83,207	654,899	1,117,325
United States Oceania	-	-	-	-
Uruguay	113,410	40,352	2,755,515	869,100
Venezuela	13,030,998	12,815,513	129,538,244	138,362,334
Yugoslavia	5,214	380	75,255	129,173
Total Foreign Countries	303,070,800	282,594,690	3,172,460,897	2,899,679,176
GRAND TOTAL	358,271,166	333,070,123	3,692,995,531	3,384,408,921

IMPORTS INTO CANADA FOR CONSUMPTION FROM ALL COUNTRIES, FROM THE UNITED KINGDOM
 AND FROM THE UNITED STATES, BY MAIN GROUPS (EXCLUDING GOLD)

Main Groups	Month of October		Ten Months ended October	
	1953	1954	1953	1954
	\$	\$	\$	\$
<u>ALL COUNTRIES</u>				
Agricultural and Vegetable Products (except Chemicals, Fibres and Wood)	44,161,802	48,568,600	394,450,113	432,243,058
Animals and Animal Products (except Chemicals and Fibres)	7,395,685	6,880,959	73,179,571	70,373,235
Fibres, Textiles and Textile Products	27,688,605	25,690,236	331,294,381	273,139,445
Wood, Wood Products and Paper	15,535,249	14,039,363	133,627,431	137,092,890
Iron and Its Products	106,351,682	88,413,759	1,317,297,447	1,126,579,068
Non-Ferrous Metals and Their Products	34,347,215	35,718,510	300,964,465	287,782,234
Non-Metallic Minerals and Their Products (except Chemicals)	61,522,825	54,053,288	545,270,846	487,699,722
Chemicals and Allied Products	18,958,948	19,877,085	186,221,804	182,545,503
Miscellaneous Commodities	42,309,155	39,828,323	410,689,473	386,953,766
Total	358,271,166	333,070,123	3,692,995,531	3,384,408,921
<u>UNITED KINGDOM</u>				
Agricultural and Vegetable Products (except Chemicals, Fibres and Wood)	2,934,097	3,220,400	19,946,666	21,894,279
Animals and Animal Products (except Chemicals and Fibres)	1,461,531	1,034,979	11,418,435	9,103,794
Fibres, Textiles and Textile Products	9,191,780	6,753,762	98,246,639	76,217,378
Wood, Wood Products and Paper	388,065	531,712	3,905,368	4,139,759
Iron and Its Products	11,152,073	8,178,479	132,181,254	114,239,498
Non-Ferrous Metals and Their Products	4,320,001	4,284,336	43,216,624	40,193,214
Non-Metallic Minerals and Their Products (except Chemicals)	2,610,132	2,802,349	24,841,144	23,870,362
Chemicals and Allied Products	1,685,227	1,476,940	14,677,086	14,845,467
Miscellaneous Commodities	3,039,559	3,237,159	27,755,272	27,659,114
Total	36,782,465	31,520,116	376,188,488	332,162,865
<u>UNITED STATES</u>				
Agricultural and Vegetable Products (except Chemicals, Fibres and Wood)	18,919,697	20,478,879	174,947,907	195,447,263
Animals and Animal Products (except Chemicals and Fibres)	4,343,740	4,209,043	45,519,927	42,717,366
Fibres, Textiles and Textile Products	13,875,431	13,458,050	165,172,619	143,550,393
Wood, Wood Products and Paper	14,240,416	12,352,218	122,418,763	124,193,049
Iron and Its Products	91,187,397	76,661,841	1,146,759,525	971,392,519
Non-Ferrous Metals and Their Products	23,868,584	26,341,561	215,960,697	210,377,445
Non-Metallic Minerals and Their Products (except Chemicals)	39,713,794	31,481,706	343,673,171	270,927,052
Chemicals and Allied Products	16,346,675	17,331,817	162,081,063	158,862,829
Miscellaneous Commodities	35,756,410	32,548,479	353,414,641	327,390,920
Total	258,252,144	234,863,594	2,729,948,313	2,444,858,836

IMPORTS INTO CANADA FOR CONSUMPTION

Articles and Countries from which Imported	MONTH OF OCTOBER 1954		TEN MONTHS ENDED OCTOBER 1954		Class Number
	Quantities	Values (\$)	Quantities	Values (\$)	
GROUP 1					
AGRICULTURAL PRODUCTS					
A MAINLY FOOD					
APPLES FRESH					
236 NEW ZEAL	LB		1227552	87841	1
400 U STATES	3432323	143095	35224957	2077870	
	3432323	143095	36452509	2165711	
APRICOTS QUINCES FRESH					
312 CHILE	LB		11066	1761	2
400 U STATES	8878	712	8052451	669827	
	8878	712	8063517	671588	
BANANAS					
222 B HOND	CWT		1981	14728	3
312 CHILE			257	2275	
314 COLOMBIA	16228	124385	156325	1157909	
315 C RICA	66729	561200	783212	6297743	
316 CUBA			714	7095	
320 DOM REP			11224	79295	
321 ECUADOR	48891	371886	276837	2049596	
337 GUATEMALA	26709	212104	370598	2861492	
338 HAITI			1681	11861	
339 HONDURAS	6175	43549	324608	2371908	
352 MEXICO			253	1924	
361 PANAMA	60747	463636	590015	4665728	
400 U STATES	139	1693	2721	33446	
	225618	1778453	2520426	19555000	
CHERRIES FRESH					
400 U STATES	LB		3669278	903118	4
	2757	409	3669278	903118	
CRANBERRIES FRESH					
400 U STATES	LB		2095403	273547	5
	1278506	158266	2095403	273547	
GRAPEFRUIT FRESH					
100 U KINGDOM	LB		16875	499	6
231 HONG KONG		78	5916	872	
339 HONDURAS	446192	11919	792238	31203	
400 U STATES	9280342	337462	118574045	3887685	
	9727782	349459	119389074	3920259	
GRAPES FRESH					
100 U KINGDOM	LB		9807	1243	7
207 UN SO AFR	4450	612	156792	19495	
304 ARGENTINA			53611	10005	
312 CHILE			151129	26025	
327 FRANCE	4422	658	4422	658	
400 U STATES	27802043	1442968	72570078	5148749	
	27810915	1444238	72945839	5206175	
GUAVAS MANGOES PLANTAINS FRESH					
400 U STATES		34919		39504	8
		34919		39504	
LEMONS FRESH					
372 SPAIN	BOX		4000	11000	9
400 U STATES	29257	166278	333453	1831727	
	29257	166278	337453	1842727	
LIMES FRESH					
228 LEEW WIND	BOX		167	424	10
400 U STATES	64	193	14258	42133	
	64	193	14425	42557	
MUSKMELONS CANTAL DUPES FRESH					
312 CHILE	LB		186474	12637	11
352 MEXICO			2488499	129618	
372 SPAIN	110250	4000	110250	4000	
400 U STATES	825788	34266	26056569	1001303	
	936038	38266	28841792	1147558	
MELONS FRESH M D P					
316 CUBA	ND		4565	2724	12
352 MEXICO			128628	53121	
400 U STATES	16107	5413	2800271	925461	
	16107	5413	2933464	981306	
ORANGES MANDARINES FRESH					
100 U KINGDOM	CU FT		2333	3909	13
224 JAMAICA			48	86	
231 HONG KONG			115	433	
344 ITALY			2000	3390	
347 JAPAN			7425	16599	
352 MEXICO	7392	15412	12670	26226	
360 ISRAEL			1090	2218	
372 SPAIN			88535	81419	
400 U STATES	657448	1746010	8823780	19127660	
	664840	1761422	8937996	19261940	
PEACHES FRESH					
312 CHILE	LB		7192	962	14
400 U STATES	806959	30765	24893622	1501839	
	806959	30765	24900814	1502801	
PEARS FRESH					
304 ARGENTINA	LB		31600	6027	15
400 U STATES	4990244	275254	21691230	1500058	
	4990244	275254	21722830	1506085	
PINEAPPLES FRESH					
234 AUSTRALIA	CRATE		13313	67122	16
316 CUBA		642	130037	497606	
352 MEXICO	172		1165	3626	

IMPORTS INTO CANADA FOR CONSUMPTION

Articles and Countries from which Imported	MONTH OF OCTOBER 1954		TEN MONTHS ENDED OCTOBER 1954		Class Number
	Quantities	Values (\$)	Quantities	Values (\$)	
383 HAWAII 384 P RICO 400 U STATES	200 100 56	776 490 369	2407 8425 1961	9403 35878 6475	
PLUMS OR PRUNES FRESH	528	2277	157308	620104	
312 CHILE 400 U STATES	LB		54207	7833	17
	227957	11508	10151536	1010237	
BERRIES FRESH N O P	227957	11508	10205743	1018070	
400 U STATES	LB		424964	81716	18
	40129	5912	424964	81716	
STRAWBERRIES FRESH	LB				19
400 U STATES	152286	32603	8205826	1673050	
FRESH FRUITS N O P	152286	32603	8205826	1673050	
383 HAWAII 400 U STATES				925	20
		11101		57559	
APPLES DRIED		11101		58484	
234 AUSTRALIA 400 U STATES	LB				31
	60200	16495	872490	248057	
	614337	20874	1192267	50425	
APRICOTS NECTARINES DRIED	674537	37369	2064757	298482	
100 U KINGDOM 207 UN 80 AFR 234 AUSTRALIA 372 SPAIN 400 U STATES	LB				32
	960	299	4765	1442	
			2500	877	
			180	71	
			640	218	
	124581	54886	659263	275262	
BANANAS DRIED	125541	55185	667348	277870	
389 BRAZIL 400 U STATES	LB				33
			2431	2517	
			6950	7311	
			9381	9828	
CURRENTS DRIED	LB				34
100 U KINGDOM 234 AUSTRALIA 336 GREECE 400 U STATES			179132	15593	
	2186552	302678	4111916	559255	
			4000	446	
	61801	9416	230443	33057	
BATES	2246353	312094	4525491	608351	
231 HONG KONG 327 FRANCE 335 GERMANY W 342 IRAN 343 IRAQ 400 U STATES	LB				36
	200	63	3080	911	
	12823	4281	12823	4281	
			138950	9425	
			3213218	333906	
			18620	1390	
	154347	30198	407044	81107	
	167370	34542	3793735	431020	
FIGS DRIED AND FIG PASTE	LB				37
336 GREECE 366 PORTUGAL 379 TURKEY 400 U STATES			82850	9732	
	82850	9732	82850	9732	
	81434	9242	147554	18937	
	105640	11237	856833	86607	
	464461	98302	991827	200785	
	734385	128513	2079064	316061	
PEACHES DRIED	LB				38
400 U STATES	29754	7604	214136	57549	
	29754	7604	214136	57549	
PRUNES OR PLUMS DRIED UNPITTED	LB				39
231 HONG KONG 400 U STATES			1400	423	
	1683582	315013	10610015	1938576	
	1683582	315013	10611415	1938999	
PEARS DRIED	LB				40
400 U STATES	1274	570	68464	19688	
	1274	570	68464	19688	
RAISINS	LB				41
207 UN 80 AFR 234 AUSTRALIA 400 U STATES			832	185	
	13248186	1923740	23737399	3465878	
	4217003	575239	16065989	1980349	
	17465189	2498979	39804220	5446112	
FRUITS DRIED N O P	LB				42
231 HONG KONG 400 U STATES			21867	13901	
	7310	5602	192119	61058	
	19876	6851	213986	74959	
APRICOTS CANNED	27186	12453	213986	74959	
100 U KINGDOM 207 UN 80 AFR 234 AUSTRALIA 400 U STATES	LB				49
	13240	1652	86920	10926	
			128710	21359	
	20295	2656	212847	29312	
	510007	63011	3570947	469742	
	543542	67319	3999424	531339	
PEACHES CANNED	LB				50
100 U KINGDOM 234 AUSTRALIA 400 U STATES			1600	236	
	171503	23008	638367	88439	
	2081840	237797	9264112	1037666	
	2253343	260805	9904079	1126341	
CHERRIES SULPHURED OR IN BRINE	LB				51
344 ITALY 354 NETHRLNDS 400 U STATES			4401455	571729	
	1086503	140480	141813	13781	
			2250	887	
	1086503	140480	4545518	586397	
OLIVES SULPHURED OR IN BRINE	LB				52
328 FR AFRICA 336 GREECE 344 ITALY 363 PERU 366 PORTUGAL 372 SPAIN			331897	28340	
	10000	1529	288618	44151	
			436510	43150	
			2300	817	
			29282	8190	
	130477	31313	5569979	1302046	

IMPORTS INTO CANADA FOR CONSUMPTION

Articles and Countries from which Imported	MONTH OF OCTOBER 1954		TEN MONTHS ENDED OCTOBER 1954		Class Number
	Quantities	Values (\$)	Quantities	Values (\$)	
400 U STATES	70517	14267	844829	167473	53
LEMON ORANGE GRAPE FRUIT RINDS	218994	47109	7503415	1594167	
100 U KINGDOM		92		323	
231 HONG KONG				2406	
316 CUBA				29875	
327 FRANCE				655	
338 HAITI				2868	
344 ITALY		1445		90640	
384 P RICO		2254		28036	
400 U STATES		3228		16094	
PEARS IN CANS	LB	7019		170897	55
234 AUSTRALIA	151259	21489	391924	56051	
400 U STATES	230448	34813	1393908	210610	56
PINEAPPLE IN CANS	381707	56302	1785832	266661	
218 MALAYA	LB 68400	10392	229250	32940	
234 AUSTRALIA	718900	93148	3582135	521238	
235 FIJI			131580	18612	
316 CUBA	30975	3024	266525	25690	
352 MEXICO	1227195	129247	7098682	751278	
383 HAWAII	2111236	272748	25148861	3295111	
393 TAIWAN			1598	195	
400 U STATES	48180	6822	192583	28842	
FRUITS IN CANS M O P	4204886	515381	36651214	4673906	57
100 U KINGDOM	LB		324896	34002	
215 INDIA			252	73	
231 HONG KONG	1200	382	7979	2732	
234 AUSTRALIA	9300	1280	290441	32226	
316 CUBA	14325	2536	29503	4971	
347 JAPAN	55900	9241	649058	82668	
354 NETHRLNDS	98348	18849	927339	125061	
375 SWEDEN			7597	1948	
400 U STATES	266729	27109	2976391	314525	
FRUITS FROZEN	445802	59397	5213456	598206	58
100 U KINGDOM	LB				
354 NETHRLNDS	11424	1642	11424	1642	
400 U STATES	177698	34176	565321	103107	
FRUITS NUTS PICKLED PRESERVED	236223	51130	3113910	573152	60
100 U KINGDOM	425345	86948	3690655	677901	
215 INDIA	GAL 396	1439	3253	11698	
223 BARBADOS			3527	6278	
224 JAMAICA	70	282	4788	2035	
231 HONG KONG	669	1440	418	559	
316 CUBA	6150	7944	5814	14551	
327 FRANCE			58580	64161	
344 ITALY	15396	7418	18509	14750	
347 JAPAN	65	172	22173	10513	
354 NETHRLNDS			258	525	
372 SPAIN			4261	5676	
383 HAWAII			54	366	
400 U STATES	3559	4807	105	66	
FRUIT PULP M O P	26305	23582	141002	35787	61
100 U KINGDOM	LB 22400	1920	207580	19908	
207 UN SO AFR			39375	4703	
218 MALAYA	17800	1413	41800	3429	
227 BANAMAS			11700	1054	
231 HONG KONG	248	97	584	209	
234 AUSTRALIA			843034	86437	
316 CUBA	29625	2690	306168	28984	
318 DENMARK			35262	6957	
327 FRANCE	42000	4843	306709	38178	
344 ITALY			22104	718	
352 MEXICO	398685	37284	2497468	238006	
354 NETHRLNDS	465104	74934	3040471	360005	
372 SPAIN	66081	4871	121197	8486	
383 HAWAII	8712	930	557298	64751	
400 U STATES			167693	24798	
JELLIES JAMS MARMALADES	1050655	128982	8198443	886623	62
100 U KINGDOM	LB 681251	117155	3580778	601521	
224 JAMAICA	1200	170	37560	3594	
231 HONG KONG	3728	568	7394	1334	
234 AUSTRALIA			1152	201	
327 FRANCE			60	102	
328 FR AFRICA			6746	853	
347 JAPAN			2013	199	
354 NETHRLNDS	858	166	23299	3531	
359 NORWAY	1561	299	4683	947	
375 SWEDEN			730	216	
376 SWITZRLND	1113	312	2215	593	
383 HAWAII	450	138	784	293	
400 U STATES	24354	9749	162267	48975	
GRAPEFRUIT ORANGE LEMON PULP	714515	128557	3829681	662359	63
224 JAMAICA	LB 95784	2470	284451	8234	
344 ITALY			2773	122	
400 U STATES	102780	5307	131863	7260	
	198564	7777	419087	15616	

IMPORTS INTO CANADA FOR CONSUMPTION

Articles and Countries from which Imported	MONTH OF OCTOBER 1954		TEN MONTHS ENDED OCTOBER 1954		Class Number
	Quantities	Values (\$)	Quantities	Values (\$)	
MIXED FRUITS IN CANS	LB				64
100 U KINGDOM	380	69	9400	1788	
231 HONG KONG			254	67	
234 AUSTRALIA			190677	32453	
400 U STATES	2726344	376410	21023781	2904105	
	2726724	376479	21224112	2938413	
FRUIT JUICE CONCENTRATED FROZEN	GAL				67
400 U STATES	86342	239276	1309723	3431392	
	86342	239276	1309723	3431392	
LEMON JUICE	GAL				68
100 U KINGDOM	250	374	1611	2159	
400 U STATES	4823	10165	174966	356949	
	5073	10539	176577	359108	
ORANGE JUICE	GAL				69
100 U KINGDOM	50	68	1161	1539	
400 U STATES	217068	157695	3692480	2762722	
	217118	157763	3693641	2764261	
PECTIN	LB				70
100 U KINGDOM	33250	1128	33250	1128	
306 BELGIUM			1073	2564	
318 DENMARK			1783	2384	
335 GERMANY W			900	1303	
400 U STATES	4050	6103	92602	145042	
	37300	7231	129608	152421	
GRAPE JUICE OVER 1 GALLON	GAL				73
LIME JUICE NOT REFINED	GAL				74
224 JAMAICA			1184	867	
225 TRINIDAD			1285	987	
228 LEEW WIND	5146	2261	18690	10387	
	5146	2261	21159	12241	
FRUIT JUICES SPIRIT FORTIFIED	GAL				75
400 U STATES			546	5567	
			546	5567	
BLENDED FRUIT JUICES	GAL				76
223 BARBADOS			1500	708	
225 TRINIDAD			10920	4949	
400 U STATES	105639	66285	2023694	1209080	
	105639	66285	2036114	1214737	
FRUIT JUICES N O P	GAL				77
100 U KINGDOM	2036	2124	20188	28122	
228 LEEW WIND			828	776	
234 AUSTRALIA	1217	2089	1615	2982	
318 DENMARK			198	680	
354 NETHRLNDS	967	2368	2059	4408	
400 U STATES	16500	16262	243848	245746	
	20720	22843	268736	282714	
GRAPEFRUIT JUICE	GAL				78
100 U KINGDOM	50	68	110	125	
225 TRINIDAD			45923	21064	
400 U STATES	137379	63295	2356961	1113861	
	137429	63363	2402994	1135050	
PINEAPPLE JUICE	GAL				79
234 AUSTRALIA	68475	44740	177846	120549	
235 FIJI			7203	4778	
352 MEXICO	24048	13470	98194	58899	
383 HAWAII	59702	42932	1284006	916660	
400 U STATES	1770	1158	11900	8300	
	153995	102300	1579149	1109106	
FRUIT SYRUPS CONCENTRATED JUICES	GAL				80
100 U KINGDOM	75	97	2945	6155	
224 JAMAICA			154	309	
327 FRANCE	675	2158	27915	54050	
335 GERMANY W	66	175	126	355	
354 NETHRLNDS			26598	40331	
400 U STATES	12821	49916	169572	562895	
	13637	52346	227310	664095	
COCONUTS	NO				81
222 S HOND	1000	118	1000	118	
320 DOM REP			24000	1674	
339 HONDURAS	1250	103	74350	5362	
361 PANAMA			45930	3666	
384 P RICO	68326	4501	576546	35367	
400 U STATES	1500	138	19600	1329	
	72076	4860	741426	47516	
COCONUT DESICCATED	LB				83
100 U KINGDOM	3250	377	111892	12479	
215 INDIA	1500	138	129500	13006	
217 CEYLON	791200	76399	6468173	685489	
355 INDONESIA			148900	15281	
364 PHIL	26500	3639	168900	23470	
383 HAWAII	300	276	1566	1515	
400 U STATES	303760	87969	1958122	537087	
	1126510	168798	8987053	1288327	
COPRA NOT PREPARED	LB				84
364 PHIL	1120000	75153	31900000	2502568	
383 HAWAII			4682000	333746	
	1120000	75153	36582000	2836314	
ALMONDS NOT SHELLLED	LB				91
344 ITALY			60226	8187	
372 SPAIN	52912	7726	489743	68281	
400 U STATES	240	74	301034	70507	
	53152	7800	851003	146975	
BRAZIL NUTS NOT SHELLLED	LB				92
100 U KINGDOM	162713	48331	241113	68463	
309 BRAZIL	66051	22097	1232424	219232	
	228764	70428	1473537	287695	

IMPORTS INTO CANADA FOR CONSUMPTION

Articles and Countries from which Imported	MONTH OF OCTOBER 1954		TEN MONTHS ENDED OCTOBER 1954		Class Number
	Quantities	Values (\$)	Quantities	Values (\$)	
FILBERTS HAZEL NOT SHELLLED	LB				93
344 ITALY	89825	19370	595072	115278	
372 SPAIN			22046	4397	
400 U STATES	240	79	17440	3788	
	90065	19449	634558	123463	
PEANUTS GREEN SHELLLED OR NOT	LB				94
207 UN SO AFR			150970	19774	
215 INDIA	93520	7837	17503005	1954708	
231 HONG KONG			514161	68852	
352 MEXICO	2173094	257989	31107423	3873831	
354 NETHRLNDS			582493	90208	
372 SPAIN			4708103	467440	
400 U STATES	825	107	6152021	1157392	
	2267439	265933	60718176	7632205	
PECANS NOT SHELLLED	LB				95
400 U STATES	364240	91125	417620	105653	
	364240	91125	417620	105653	
WALNUTS NOT SHELLLED	LB				96
344 ITALY			16535	3235	
391 LEBANON			21646	3759	
400 U STATES	48200	12381	692344	194364	
	48200	12381	730585	201358	
OTHER NUTS NOT SHELLLED	LB				97
231 HONG KONG			2287	566	
347 JAPAN	4290	564	4290	564	
400 U STATES	73853	12552	124079	39197	
	78143	13116	130656	40327	
ALMONDS SHELLLED	LB				101
100 U KINGDOM	33649	18083	95648	50392	
231 HONG KONG	200	149	1837	1678	
344 ITALY			121446	55762	
366 PORTUGAL	64400	29162	183720	76989	
372 SPAIN			671132	231204	
400 U STATES	134305	76972	1181386	609419	
	232554	124366	2255169	1025444	
PEANUTS N O P	LB				102
231 HONG KONG	940	230	6580	1807	
400 U STATES	16792	5325	148062	50105	
	17732	5555	154642	51912	
WALNUTS SHELLLED	LB				103
100 U KINGDOM	4788	1825	43703	16563	
215 INDIA			1360063	474230	
231 HONG KONG			861286	303372	
313 CHINA			3781185	1285535	
327 FRANCE	32757	13460	758727	355673	
342 IRAN			1253796	482436	
344 ITALY	21731	6670	424949	162411	
347 JAPAN			5000	2059	
379 TURKEY			189439	85464	
400 U STATES	126255	51031	160134	69272	
	185531	72986	8838282	3237015	
OTHER NUTS SHELLLED	LB				104
231 HONG KONG	400	97	3633	977	
344 ITALY			9909	7539	
400 U STATES	26497	15038	135305	85650	
	26897	15135	148847	94166	
BRAZIL NUTS SHELLLED	LB				105
308 BOLIVIA			38676	23094	
309 BRAZIL	2310	1706	192740	109994	
363 PERU			19800	11906	
400 U STATES			790	516	
	2310	1706	252006	145510	
CASHEW NUTS SHELLLED	LB				106
100 U KINGDOM			360	233	
215 INDIA	266500	81957	1406200	480545	
400 U STATES	13750	6070	148493	60892	
	280250	88027	1555053	541670	
PECANS SHELLLED	LB				107
352 MEXICO			14640	7491	
400 U STATES	123863	84247	795736	557570	
	123863	84247	810376	565061	
FILBERTS SHELLLED	LB				108
344 ITALY			71204	31778	
354 NETHRLNDS			9921	5029	
372 SPAIN			297172	111321	
376 SWITZRLND			14397	6271	
379 TURKEY			82339	38023	
400 U STATES	69754	34642	261049	128074	
	69754	34642	736082	320496	
ASPARAGUS FRESH	LB				111
400 U STATES			4018794	526650	
			4018794	526650	
BEANS GREEN FRESH	LB				112
352 MEXICO			4558	1302	
400 U STATES	520903	45546	8481988	706527	
	520903	45546	8486546	707829	
BEEFS FRESH EXCEPT SUGAR BEETS	LB				114
400 U STATES	27680	353	2849958	106944	
	27600	353	2849958	106944	
CABBAGE FRESH	LB				115
400 U STATES	27245	657	58971302	1123021	
	27245	657	58971302	1123021	
CARROTS FRESH	LB				116
400 U STATES	128675	5676	67446029	2353746	
	128675	5676	67446029	2353746	

IMPORTS INTO CANADA FOR CONSUMPTION

Articles and Countries from which Imported	MONTH OF OCTOBER 1954		TEN MONTHS ENDED OCTOBER 1954		Class Number	
	Quantities	Values (\$)	Quantities	Values (\$)		
CAULIFLOWER FRESH	400 U STATES	LB 368835	14276	19178883	653374	117
		368835	14276	19178883	653374	
CELERY FRESH	400 U STATES	LB 758150	42783	67178650	2394590	118
		758150	42783	67178650	2394590	
CUCUMBERS FRESH	316 CUBA	LB		42765	5073	119
	400 U STATES	1293171	87215	12071622	723188	
		1293171	87215	12114387	728261	
LETTUCE FRESH	400 U STATES	LB 6607710	312874	88480453	3477712	120
		6607710	312874	88480453	3477712	
MUSHROOMS TRUFFLES FRESH	100 U KINGDOM	LB		314	224	121
	231 HONG KONG	40	119	1371	3418	
	327 FRANCE			15908	10021	
	347 JAPAN	500	884	20341	29680	
	400 U STATES	4092	1446	37966	15890	
		4632	2449	75900	59233	
ONIONS FRESH	100 U KINGDOM	LB		30250	951	122
	234 AUSTRALIA			309694	9843	
	312 CHILE			253356	9771	
	322 EGYPT			2351918	38717	
	344 ITALY			27557	1150	
	352 MEXICO			3182656	59258	
	354 NETHRLMOS			3750	305	
	372 SPAIN	637217	11051	1422096	22562	
	400 U STATES	2879373	70140	52040187	1338261	
		3516590	81191	59621464	1480818	
PEAS GREEN FRESH	352 MEXICO	LB		224514	10598	123
	400 U STATES	16596	2601	833763	61921	
		16596	2601	1058277	72519	
POTATOES SWEET AND YAMS FRESH	231 HONG KONG	CWT		58	690	124
	400 U STATES	16	168	70342	396140	
		15745	69860	70400	396830	
		15761	70028			
POTATOES FRESH EXCEPT SEED	400 U STATES	CWT		1524366	3755922	125
		231316	450431	1524366	3755922	
		231316	450431			
SPINACH FRESH	400 U STATES	LB		5410178	342034	126
		76792	4824	5410178	342034	
		76792	4824			
TOMATOES FRESH	227 BAHAMAS	LB		1449673	90891	127
	316 CUBA			187037	14849	
	352 MEXICO			42237438	1898395	
	400 U STATES	8635404	499011	71172854	4565511	
		8635404	499011	115047002	6569646	
VEGETABLES FRESH	N O P	LB				128
	231 HONG KONG	24480	1805	170544	15378	
	304 ARGENTINA			32170	4792	
	306 BELGIUM	986	168	2464	635	
	312 CHILE			6484	1384	
	316 CUBA			1215	137	
	335 GERMANY W			11000	1852	
	344 ITALY	95517	11449	217047	27125	
	347 JAPAN	1000	109	7700	531	
	352 MEXICO			378073	37558	
	354 NETHRLMDS			66138	16482	
	372 SPAIN	56535	4727	56535	4727	
	400 U STATES	1150677	84684	32156796	2097620	
		1329195	102942	33106166	2208221	
MUSTARD LIQUID	100 U KINGDOM				79	131
	305 AUSTRIA				139	
	306 BELGIUM				240	
	327 FRANCE		645		4417	
	335 GERMANY W		161		2391	
	354 NETHRLMDS		132		1451	
	400 U STATES		1360		7033	
			2298		15750	
PASTE HASH VEGETABLE MEAT FISH	100 U KINGDOM	LB		972145	227366	132
	231 HONG KONG	165784	38581	3222	1194	
	234 AUSTRALIA	216	126	35325	5775	
	318 DENMARK	3375	525	13131	6905	
	327 FRANCE	1351	377	9945	12443	
	344 ITALY	2102	2334	2733	2358	
	347 JAPAN	390	120	11215	2994	
	354 NETHRLMDS	594	269	1916	517	
	359 NORWAY	5246	446	25439	3062	
	366 PORTUGAL	375	234	375	234	
	375 SWEDEN			304	49	
	376 SWITZRLMO	385	114	706	396	
	388 YUGO SLAV			6185	2188	
	400 U STATES	196128	61349	1834577	664862	
		375946	104475	2917218	930343	
POTATOES DRIED	100 U KINGDOM	LB		215200	54514	133
	354 NETHRLMDS	100000	25222	22087	6276	
	400 U STATES	5200	476	109032	14286	
		105200	25698	346319	75076	
VEGETABLES DRIED	N O P	LB				134
	100 U KINGDOM	5620	750	25820	5315	

Articles and Countries from which Imported	MONTH OF OCTOBER 1954		TEN MONTHS ENDED OCTOBER 1954		Class Number	
	Quantities	Values (\$)	Quantities	Values (\$)		
231 HONG KONG	6922	2838	51613	20424		
322 EGYPT	3770	722	62996	15216		
327 FRANCE			16440	7344		
344 ITALY	1000	350	1000	350		
347 JAPAN	1050	435	8946	1794		
354 NETHRLNDS	1240	511	13876	3852		
400 U STATES	97836	22236	1267878	279954		
	117438	27842	1448569	334249		
VEGETABLES FROZEN	LB					135
400 U STATES	919776	143484	8817398	1389592		
TOMATOES CANNED	LB				137	
344 ITALY	845732	63142	1675842	124591		
400 U STATES	176822	12500	645780	60515		
	1022554	75642	2321622	185106		
TOMATO PASTE CANNED	LB				138	
344 ITALY	2054423	315994	3968154	619984		
372 SPAIN	19800	2635	55044	7348		
400 U STATES	1052135	147405	4433467	605431		
	3126358	466034	8456665	1232763		
TOMATO PULP AND PUREE CANNED	LB				139	
344 ITALY			10404	796		
400 U STATES	5562	370	93260	8968		
	5562	370	103664	9764		
TOMATO JUICE CANNED	LB				140	
400 U STATES	1093440	70374	14691500	941686		
	1093440	70374	14691500	941686		
ASPARAGUS IN CANS	LB				141	
306 BELGIUM	1085	168	3687	955		
327 FRANCE	442	368	2492	1593		
400 U STATES	73560	13827	700680	163162		
	75087	14363	706859	165710		
CORN IN CANS	LB				143	
400 U STATES	261446	34415	1986899	280867		
	261446	34415	1986899	280867		
MUSHROOMS AND TRUFFLES IN CANS	LB				144	
100 U KINGDOM	79	55	266	167		
231 HONG KONG	140	435	990	2447		
327 FRANCE	46921	13323	191733	54850		
347 JAPAN	500	1080	5850	7117		
400 U STATES	26365	14614	65582	36218		
	74005	29507	264421	100799		
PEAS IN CANS	LB				145	
100 U KINGDOM			3402	247		
306 BELGIUM			21125	3527		
327 FRANCE	424	102	9338	2024		
400 U STATES	259000	16746	1799812	163457		
	259424	16848	1833677	169255		
VEGETABLES N O P IN CANS	LB				147	
100 U KINGDOM			16900	1644		
231 HONG KONG	23690	3268	94779	19165		
306 BELGIUM	306	58	9108	1552		
327 FRANCE			4931	2921		
328 FR AFRICA			1320	433		
335 GERMANY W			13387	814		
336 GREECE			17493	2320		
344 ITALY	1322	140	2966	516		
347 JAPAN	960	93	38043	4935		
354 NETHRLNDS			52769	6088		
372 SPAIN			34061	4712		
400 U STATES	581401	42182	3037354	248854		
	607679	45741	3323111	293954		
PIMENTOS IN CANS	LB				148	
344 ITALY			18100	3358		
372 SPAIN			8569	2608		
400 U STATES			197761	55366		
			224430	61332		
BEANS GREEN OR WAX CANNED	LB				149	
306 BELGIUM			1963	401		
327 FRANCE			3364	552		
354 NETHRLNDS			5537	758		
400 U STATES			2745	399		
			13609	2110		
BEANS BAKED CANNED	LB				150	
100 U KINGDOM			7452	1051		
306 BELGIUM	675	132	2223	406		
327 FRANCE			4010	614		
354 NETHRLNDS	900	225	9439	1374		
400 U STATES	557548	52352	2891712	259748		
	559123	52709	2914836	263193		
PICKLES	GAL				152	
100 U KINGDOM	570	2039	16115	37451		
215 INDIA			242	984		
227 BAHAMAS	4950	2827	69498	39581		
231 HONG KONG	929	987	11042	17746		
306 BELGIUM			236	607		
318 DENMARK	17	49	59	139		
327 FRANCE			1147	2580		
336 GREECE	4186	4656	8589	9534		
344 ITALY	3335	6425	25443	38365		
347 JAPAN	552	1354	4731	10435		
354 NETHRLNDS	19604	19781	127662	137622		
372 SPAIN	3300	3400	10683	9939		
400 U STATES	43277	54051	429620	470630		
	80720	95569	705067	775613		
SANCES N O P AND CATSUPS	GAL				153	
100 U KINGDOM	445	905	3751	9205		

IMPORTS INTO CANADA FOR CONSUMPTION

Articles and Countries from which Imported	MONTH OF OCTOBER 1954		TEN MONTHS ENDED OCTOBER 1954		Class Number
	Quantities	Values (\$)	Quantities	Values (\$)	
215 INDIA			21	141	
224 JAMAICA			417	312	
231 HONG KONG	5898	5467	15680	29993	
327 FRANCE	300	288	381	459	
335 GERMANY W	430	1107	622	1931	
344 ITALY			1330	1218	
347 JAPAN	89	345	1278	1759	
354 NETHRLNDS	38	97	1225	3456	
400 U STATES	80535	108556	557378	713450	
SAUCES SOY	87735	116765	582883	761924	155
231 HONG KONG	5284	3590	39814	30982	
347 JAPAN	1288	2149	14174	18458	
400 U STATES	427	333	18213	16324	
BARLEY BUCKWHEAT AND RYE	7069	6072	72201	65764	161
335 GERMANY W	236	821	236	821	
400 U STATES	646	2772	5212	11748	
BEANS SOYA	882	3593	5448	12569	162
231 HONG KONG	2600	195	5050	556	
363 PERU			1380	234	
400 U STATES	32870390	1277200	158612810	9273064	
BEANS M O P	32872990	1277395	158619240	9273854	163
100 U KINGDOM			8000	1118	
203 B E AFR			393459	27425	
231 HONG KONG	15504	1484	46074	5763	
306 BELGIUM			1102	208	
327 FRANCE			2200	602	
344 ITALY	38581	3770	109680	9874	
347 JAPAN			5200	836	
354 NETHRLNDS	2249	492	41234	4328	
363 PERU			19000	2259	
400 U STATES	327630	26393	4083481	435635	
INDIAN CORN	383964	32139	4709430	488048	167
207 UN SO AFR			1127485	1634291	
400 U STATES	510364	886550	4164774	7139920	
OATS	510364	886550	5292259	8774211	168
400 U STATES			11829	18729	
PEAS SPLIT			11829	18729	169
100 U KINGDOM	11200	805	13440	1000	
354 NETHRLNDS			563	73	
391 LEBANON			44092	3458	
400 U STATES	31860	2511	445836	34768	
PEAS M O P	43060	3316	503931	39299	170
231 HONG KONG	800	91	2100	310	
236 NEW ZEAL	2340	120	22792	1337	
328 FR AFRICA			16535	1446	
352 MEXICO			104500	14021	
354 NETHRLNDS			854	84	
400 U STATES	105670	19203	5576693	596879	
RICE UNCLEARED UNHULLED PADDY	108810	19414	5723474	614077	171
234 AUSTRALIA			1564	7437	
400 U STATES	95157	429664	493823	2728303	
RICE CLEANED	95157	429664	495387	2735740	172
234 AUSTRALIA	11234	39370	11234	39370	
304 ARGENTINA			20943	44748	
306 BELGIUM			4508	19270	
311 BURMA			11027	50760	
321 ECUADOR			1000	6825	
344 ITALY			660	8486	
354 NETHRLNDS	238	2305	1779	17343	
363 PERU			30864	133478	
400 U STATES	23300	201264	169830	1650691	
WHEAT	34772	242939	251845	1970971	174
375 SWEDEN			15	53	
400 U STATES			536487	948948	
BARLEY POT PEARL ROAST GROUND			536502	949001	181
400 U STATES			5460	726	
BRAN AND MILL FEED			5460	726	182
100 U KINGDOM			45	214	
400 U STATES	9479	22207	40401	108709	
BUCKWHEAT MEAL OR FLOUR	9479	22207	40446	108923	183
CORN MEAL					184
400 U STATES	306	2965	4174	40004	
HOMINY CRACKED OR DRIED CORN	306	2965	4174	40004	185
400 U STATES	6388	26381	85781	361812	
MALT FLOUR	6388	26381	85781	361812	187
100 U KINGDOM			6500	799	
400 U STATES	5000	376	390900	29875	
	5000	376	397400	30674	

Articles and Countries from which Imported	MONTH OF OCTOBER 1954		TEN MONTHS ENDED OCTOBER 1954		Class Number
	Quantities	Values (\$)	Quantities	Values (\$)	
OATMEAL AND ROLLED OATS	LB				188
100 U KINGDOM			4208	820	
400 U STATES	3150	341	3150	341	
	3150	341	7358	1161	
RICE STARCH FLOUR MEAL FEED	LB				189
231 HONG KONG	2240	430	21700	4361	
347 JAPAN	250	58	5880	995	
400 U STATES	28000	2625	65832	6889	
	30490	3113	93412	12245	
RYE FLOUR	BRL				191
400 U STATES	11	297	945	7375	
	11	297	945	7375	
SAGO AND CASSAVA FLOUR EDIBLE	LB				192
218 MALAYA	4480	198	54261	4616	
231 HONG KONG	1000	196	3100	644	
309 BRAZIL			68482	6704	
355 INDONESIA			1872	116	
400 U STATES			18486	2274	
	5480	394	146201	14354	
SEMOLINA	BRL				193
WHEAT FLOUR	BRL				194
100 U KINGDOM			72	590	
354 NETHRLNDS			24	123	
400 U STATES	78	2944	470	8764	
	78	2944	566	9477	
BISCUITS AND BREAD DIETARY					201
100 U KINGDOM		4829		23221	
335 GERMANY W		95		95	
400 U STATES		1238		19619	
		6162		42935	
BISCUITS NOT SWEETENED N O P	LB				203
100 U KINGDOM	19263	8004	260321	103272	
231 HONG KONG			663	292	
318 DENMARK	5917	1310	28409	5994	
347 JAPAN	2405	775	28042	9634	
354 NETHRLNDS	4303	1124	46929	9669	
359 NORWAY			29674	3842	
375 SWEDEN	900	176	332414	61246	
376 SWITZRLND			1354	906	
400 U STATES	229500	59293	1388587	424334	
	262288	70682	2116393	619189	
BISCUITS SWEETENED N O P	LB				204
100 U KINGDOM	827081	350241	4128942	1636555	
231 HONG KONG	153	84	1016	576	
305 AUSTRIA	4101	1330	14308	4383	
306 BELGIUM	123576	37429	429039	129032	
318 DENMARK	2400	619	20526	4994	
327 FRANCE	3345	849	18060	6224	
335 GERMANY W	1355	821	7282	2745	
344 ITALY	201	142	1081	730	
347 JAPAN			5937	1952	
354 NETHRLNDS	15972	7175	80458	24684	
365 POLAND			3487	571	
375 SWEDEN			4350	1083	
376 SWITZRLNO	2032	1421	25552	15381	
400 U STATES	63386	16108	1027927	266042	
	1043602	416219	5767965	2094952	
BREAD PASSOVER MATZO PRODUCTS					205
400 U STATEB				236601	
				236601	
CEREAL FOODS 25 POUNDS OR LESS	LB				206
100 U KINGDOM	350	137	2801	945	
231 HONG KONG	200	89	8222	3637	
327 FRANCE			1587	388	
335 GERMANY W	1025	207	37824	7149	
347 JAPAN	915	229	1325	343	
354 NETHRLNDS	935	118	11351	1322	
400 U STATES	560260	105104	4457090	908550	
	563685	105884	4520200	922334	
CEREAL FOODS PREPARED N O P					207
100 U KINGDOM				8525	
335 GERMANY W				568	
347 JAPAN				576	
354 NETHRLNDS				562	
400 U STATES		33379		336806	
		33379		347037	
MACARONI AND VERMICELLI	LB				208
231 HONG KONG	6280	1425	29907	8685	
327 FRANCE			584	126	
344 ITALY			8808	1172	
347 JAPAN	400	59	2980	388	
354 NETHRLNDS			17572	1988	
400 U STATES	160355	24137	941111	146445	
	167035	25621	1000962	158804	
MILK FOODS N O P					209
100 U KINGDOM				818	
354 NETHRLNDS				3080	
375 SWEDEN		267		2238	
376 SWITZRLND				226	
400 U STATES		8717		143656	
		8984		150018	
ARROWROOT	LB				221
228 LEEW WIND			334480	43840	

IMPORTS INTO CANADA FOR CONSUMPTION

Articles and Countries from which Imported	MONTH OF OCTOBER 1954		TEN MONTHS ENDED OCTOBER 1954		Class Number
	Quantities	Values (\$)	Quantities	Values (\$)	
231 HONG KONG 400 U STATES			1800 130000 466280	178 18466 62484	
MALT WHOLE CRUSHED OR GROUND 400 U STATES	LB		190608 190608	21634 21634	224
SAGO AND TAPIOCA	LB				225
218 MALAYA 309 BRAZIL 355 INDONESIA 400 U STATES	33600 1894 98155 6900 138655	1894 7395 829 10118	102400 27690 354634 1292865 1777589	6013 4211 29829 254119 294172	
ALL OTHER BREADSTUFFS M O P 400 U STATES		678 678		15668 15668	226
COCONUT OIL M O P EDIBLE 400 U STATES	CWT				231
	603 603	10537 10537	4377 4377	77757 77757	
COTTON SEED OIL M O P EDIBLE 354 NETHRLNDS 400 U STATES	CWT				233
	651 651	11053 11053	21 26497 26518	519 437608 438127	
OLIVE OIL M O P EDIBLE 327 FRANCE 328 FR AFRICA 336 GREECE 344 ITALY 372 SPAIN 400 U STATES	CWT				234
	94 440 186 483 316 67 1586	3127 9051 4291 13428 7468 1910 39275	1161 638 753 12409 4105 1595 20661	31782 13309 19313 307022 103245 42839 517510	
PEANUT OIL M O P EDIBLE 231 HONG KONG 400 U STATES	CWT				235
	124 47 171	2751 1296 4047	582 1125 1707	12878 29828 42706	
SOYA BEAN OIL M O P EDIBLE 400 U STATES	CWT				236
	1261 1261	18072 18072	49091 49091	810240 810240	
CONFECTIONERY CHOCOLATE	LB				241
100 U KINGDOM 305 AUSTRIA 306 BELGIUM 317 CZECHOS 318 DENMARK 327 FRANCE 335 GERMANY W 344 ITALY 354 NETHRLNDS 360 ISRAEL 375 SWEDEN 376 SWITZRLND 389 IRELAND 400 U STATES	894405 5432 55707 625 8785 26532 73185 350 33362 18106 7382 184476 1308347	376439 4040 13217 250 3388 8681 39903 308 20814 7576 3500 75894 554010	4056317 32911 178581 7986 52949 70841 229105 2599 183835 28098 843 48754 7382 1029077 5929278	1653394 22877 54958 4197 16754 26487 115333 1679 87988 9812 322 31086 3500 399336 2427723	
OTHER CONFECTIONS SWEETENED	LB				242
100 U KINGDOM 231 HONG KONG 234 AUSTRALIA 306 BELGIUM 318 DENMARK 326 FINLAND 327 FRANCE 335 GERMANY W 344 ITALY 354 NETHRLNDS 400 U STATES	64341 2400 5528 2804 18106 7382 184476 264497	17829 887 1331 392 47651 306 47609 68396	285540 5304 5528 8875 13400 1906 6254 7358 999 47609 993134 1375907	64983 1818 1331 1483 3618 368 1503 401 186 7896 265766 349353	
FRUITS PEELS CANDIED	LB				243
100 U KINGDOM 207 UN SD AFR 231 HONG KONG 234 AUSTRALIA 327 FRANCE 344 ITALY 400 U STATES			5000 51000 934 99040 466145 906 217590 840615	700 6059 354 11817 107014 457 31667 158068	
GINGER PRESERVED	LB				244
100 U KINGDOM 231 HONG KONG		29252 29252	2172 137036 139208	774 31304 32078	
CHEWING GUM SWEETENED	LB				245
100 U KINGDOM 318 DENMARK 400 U STATES	360 124145 124505	77 30435 30512	7489 9105 905549 928143	2877 1478 210602 222957	
SUGAR CANDY CONFECTIONERY MOP	LB				246
100 U KINGDOM 223 BARBADOS 224 JAMAICA 231 HONG KONG 234 AUSTRALIA 305 AUSTRIA 306 BELGIUM 317 CZECHOS 318 DENMARK 326 FINLAND	995417 29652 7060 4310 12879 11393	196134 4955 978 1364 5655 2936	8293455 59759 74346 17865 170 94557 2702 11023 152873 1388	1611592 8926 11382 5875 63 32916 832 590 44483 344	

Articles and Countries from which Imported	MONTH OF OCTOBER 1954		TEN MONTHS ENDED OCTOBER 1954		Class Number	
	Quantities	Values (\$)	Quantities	Values (\$)		
327 FRANCE	8975	1997	13790	3840	251	
335 GERMANY W	17121	4608	74576	20781		
344 ITALY	8053	6566	22770	14657		
347 JAPAN			441	48		
354 NETHRLNDS	41750	8699	375419	76711		
360 ISRAEL			7920	1958		
365 POLAND	22222	1890	63524	5921		
376 SWITZRLMD			3336	1436		
384 P RICO			610	188		
400 U STATES	137146	38084	1475953	386377		
GLUCOSE AND SYRUP CORN SQIUP	1295978	273866	10746477	2228920		
100 U KINGDOM	CWT		260	1647		
400 U STATES	5055	37062	53922	421171		
MOLASSES 20 TO 35 DEGREES	5055	37062	54182	422818		252
316 CUBA	GAL		2160551	523087		
383 HAWAII			13626	1752		
384 P RICO			250000	26730		
400 U STATES	143164	43770	2248239	402359		
MOLASSES 35 TO 56 DEGREES	143164	43770	4672416	953928	253	
400 U STATES	GAL		12667	1647		
MOLASSES OVER 56 DEGREES	CWT		12667	1647	254	
MOLASSES EMPIRE PRODUCTION	GAL				255	
215 INDIA			1018	523		
221 B GUIANA	1040160	81629	1846560	158489		
223 BARBADOS	222724	114054	2882444	1615897		
224 JAMAICA			2023360	192851		
225 TRINIDAD	915200	71134	2027200	177122		
228 LEEW WIND	11245	839	88871	7487		
SYRUPS AND MOLASSES N O P	2189329	267656	8869453	2152369	256	
100 U KINGDOM	CWT					
316 CUBA	526	3620	3746	27584		
400 U STATES	933	3742	933	3742		
SUGAR RAW IMPORTED BY REFINERS	498	7701	3215	37533	262	
203 B E AFR	1957	15063	7894	68859		
207 UN SO AFR	CWT					
221 B GUIANA	405423	1682057	1636305	6773472		
223 BARBADOS	297378	1152229	134597	521384		
224 JAMAICA			1538589	6189738		
225 TRINIDAD	92872	367114	784023	3196835		
228 LEEW WIND			2110226	8524986		
234 AUSTRALIA			224000	908207		
235 FIJI	199243	731402	246465	989663		
316 CUBA	187291	805353	1240682	4664935		
SUGAR RAW N O P	88566	287101	1105961	4766630		263
221 B GUIANA	1270773	5025256	1533461	5169181		
224 JAMAICA	CWT					
SUGAR REFINED	20574	84579	102746	436649	264	
100 U KINGDOM	22596	95989	107645	455435		
316 CUBA	43170	180568	210391	892884		
400 U STATES	CWT				265	
SUGAR AND SYRUP MAPLE			47	372		
400 U STATES	14	201	14000	61912		
INVERT SUGAR AND SUBSTITUTES	14	201	19570	119681	266	
100 U KINGDOM	1580	296	10611	5915		
400 U STATES	1580	296	10611	5915		
COCOA BEANS NOT ROASTED	CWT				271	
100 U KINGDOM	120	655	300	1617		
210 G COAST	120	655	402	3436		
211 NIGERIA			782	5053		
217 CEYLON			350	14118		
224 JAMAICA	526	30276	32698	1624437		
225 TRINIDAD			14892	718467		
228 LEEW WIND			1984	96297		
309 BRAZIL	21639	1182185	14871	617954		
315 C RICA			8036	375763		
320 DOM REP			500	27527		
321 ECWABOR			32118	1688927		
328 FR AFRICA	1481	67800	150	7527		
354 NETHRLNDS	7802	431772	4733	273580		
361 PANAMA			5966	324594		
387 VENEZUELA			1651	60663		
400 U STATES	1389	75750	11872	688467		
COCOA BUTTER	32837	1787783	1111	66201	273	
100 U KINGDOM	LB		1993	89779		
224 JAMAICA			246389	12997089		
309 BRAZIL			35878	39360		
327 FRANCE	143242	136264	112000	114727		
344 ITALY			1069021	892096		
354 NETHRLNDS	143312	136307	410024	420508		
400 U STATES	423942	401755	79145	81977		
COCOA PASTE NOT SWEETENED	710496	674326	674024	616002		274
100 U KINGDOM	LB		2613578	2550907		
224 JAMAICA	268800	132750	42463	10966		

Articles and Countries from which Imported	MONTH OF OCTOBER 1954		TEN MONTHS ENDED OCTOBER 1954		Class Number
	Quantities	Values (\$)	Quantities	Values (\$)	
309 BRAZIL			245654	57143	
352 MEXICO			34236	10296	
354 NETHRLNDS	123733	60547	807265	265392	
400 U STATES			66862	16182	
	392533	193297	2122344	707931	
COCOA PASTE SWEETENED	LB				275
100 U KINGDOM			57550	30785	
335 GERMANY W			16139	6723	
354 NETHRLNDS	4409	1680	10165	3571	
376 SWITZRLNO	163	100	1604	682	
400 U STATES	2050	1094	795775	206262	
	6622	2874	881226	248023	
COCOA OR CHOCOLATE POWDER	LB				276
100 U KINGDOM	13986	6821	237961	70297	
318 DENMARK	12023	3697	237123	41557	
327 FRANCE			735379	136488	
344 ITALY	3300	652	199529	53873	
354 NETHPLNDS	131456	58782	890790	297554	
376 SWITZRLND			99226	39694	
400 U STATES	389952	137372	3832892	1124740	
	550717	207324	6232900	1764203	
COCOA AND CHOCOLATE PREPS NOP	LB				277
100 U KINGDOM	32852	14363	586232	165317	
236 NEW ZEAL			1120	223	
305 AUSTRIA			600	132	
306 BELGIUM			140	121	
318 DENMARK			3240	582	
335 GERMANY W			1225	434	
344 ITALY			6445	1750	
354 NETHRLNDS	12586	3444	50258	14599	
389 IRELAND	187936	48792	529310	188875	
400 U STATES	53450	13232	519786	125825	
	286824	79831	1698356	497858	
CHICORY	LB				282
306 BELGIUM	12828	1045	168034	13349	
327 FRANCE	2774	348	2774	348	
354 NETHRLNDS	2240	309	77345	8630	
400 U STATES	6827	2285	81793	26072	
	24669	3987	329946	48399	
COFFEE GREEN	LB				283
100 U KINGDOM	267372	187058	2378105	1536699	
202 ADEM			79992	65323	
203 B E AFR	431987	286887	8514051	5546604	
218 MALAYA	9333	5021	21563	18277	
224 JAMAICA			4400	2174	
225 TRINIDAD	12000	6166	894724	484253	
303 ARABIA			26595	17095	
306 BELGIUM			105603	65977	
307 BEL CONGO			230877	139142	
309 BRAZIL	2451664	1630230	22841150	15488217	
314 COLOMBIA	2995221	2212415	27434994	19893827	
315 C RICA	53427	41396	274901	181916	
320 DOM REP			1960245	1166400	
321 ECUADOR	69108	48802	612103	363874	
323 EL SALV	8237	3987	1168186	673835	
325 ETHIOPIA	50271	32795	127428	90447	
328 FR AFRICA			517321	243796	
333 MADAGASCAR			55845	25052	
337 GUATEMALA	25105	16707	1993629	1273854	
338 HAITI			829483	485508	
352 MEXICO	233693	153541	4183041	2625457	
354 NETHRLNDS			563756	487243	
358 NICARAGUA	24237	10184	260421	157729	
363 PERU	89651	57017	409296	375494	
384 P RICO	19671	12156	1054325	658746	
387 VENEZUELA	134862	92088	634171	453948	
395 PORT W AF			252401	156966	
400 U STATES	143959	74915	853354	562049	
	7019498	4871365	78281960	53112103	
COFFEE AND SUBSTITUTES N O P	LB				286
100 U KINGDOM			3178	1886	
224 JAMAICA	5000	4069	228296	153680	
225 TRINIDAD			10000	5516	
352 MEXICO	25705	13219	77621	43108	
400 U STATES	133678	103554	1348266	899602	
	164383	120842	1667361	1103792	
COFFEE EXTRACT OF N O P	LB				287
100 U KINGDOM	34445	13066	270461	115957	
400 U STATES	45397	139945	471822	1682222	
	79842	153021	742281	1798179	
CLOVES UNGROUND	LB				291
100 U KINGDOM			11541	6777	
203 B E AFR			85880	31532	
218 MALAYA			800	763	
327 FRANCE			5620	2639	
333 MADAGASCAR			28882	9952	
400 U STATES			3707	2210	
			128830	53873	
GINGER UNGROUND	LB				292
100 U KINGDOM			39502	5715	
212 S LEONE			49780	7398	
215 INDIA			10080	1991	
224 JAMAICA			167650	33714	
231 HONG KONG	3200	283	26520	2875	
347 JAPAN			2953	343	
400 U STATES	2518	807	3989	1156	
	5718	1030	300474	53152	

Articles and Countries from which Imported		MONTH OF OCTOBER 1954		TEN MONTHS ENDED OCTOBER 1954		Class Number
		Quantities	Values (\$)	Quantities	Values (\$)	
MUSTARD GROUND	100 U KINGDOM 400 U STATES	LB 110757 8314	41687 1395	423144 157480	178259 43974	293
		119071	43082	580624	222233	
NUTMEGS AND MACE	UNGROUND 100 U KINGDOM 228 LEEW WIND 400 U STATES	LB 43922	12168	4375 320216	1120 96944	294
		43922	12168	13346	3862	
				337937	101926	
NUTMEGS AND MACE	GROUND 354 NETHRLNDS 400 U STATES	LB 212	360	66 1540	67 2069	295
		212	360	1606	2136	
PEPPER UNGROUND	100 U KINGDOM 203 B E AFR 211 NIGERIA 215 INDIA 218 MALAYA 219 BEL OTHER 347 JAPAN 355 INDONESIA 372 SPAIN 400 U STATES	LB 25564 66120 81120 12864 4729 4046	12754 29840 42369 7097 2504 2351	137855 23473 18350 1182126 349806 182464 40800 11491 14300 42647	69522 8967 4103 738971 240044 138684 10932 8362 4424 23417	296
		194443	96915	2003312	1247426	
SPICES N O P UNGROUND	100 U KINGDOM 217 CEYLON 224 JAMAICA 231 HONG KONG 313 CHINA 329 FR E IND 335 GERMANY W 340 HUNGARY 352 MEXICO 354 NETHRLNDS 355 INDONESIA 400 U STATES	LB 7840 13440 6720 309	2576 1010 418 214	47774 14811 53620 340542 22400 2393 13589 5500 4432 53807 70782 43002	19628 6021 16123 42431 1415 741 6892 1526 674 6994 5932 6990	297
		28721	4578	672652	115367	
GINGER AND SPICES	NOP GROUND 100 U KINGDOM 215 INDIA 231 HONG KONG 340 HUNGARY 354 NETHRLNDS 372 SPAIN 376 SWITZRLND 388 YUGO SLAV 400 U STATES	LB 8020 187 37885 7274	5716 100 11700 3687	13020 7396 80 11000 1611 257014 2248 1100 166414	10013 2058 64 3183 690 76409 723 354 62011	298
		53366	21203	459883	155505	
TONQUIN BEANS CRUDE	309 BRAZIL	LB		5121	3893	299
				5121	3893	
VANILLA BEANS CRUDE	100 U KINGDOM 203 B E AFR 228 LEEW WIND 327 FRANCE 352 MEXICO 400 U STATES	LB 439 37 1050 1604 9290 2243	2399 138 8589 11412 80915 16945	26891 176271	279724	300
		2243	16945	39311	279724	
SEEDS AROMATIC CRUDE	UNGROUND 100 U KINGDOM 215 INDIA 231 HONG KONG 327 FRANCE 328 FR AFRICA 337 GUATEMALA 353 MOROCCO 354 NETHRLNDS 372 SPAIN 400 U STATES	LB 1120 552 15400 33023 11474 61569	182 99 951 4942 1907 8081	4713 14112 1120 552 25241 754 151170 124002 1100 45595 368359	657 3661 182 99 1111 1301 8423 16332 204 12674 44644	301
TEA BLACK	100 U KINGDOM 203 B E AFR 215 INDIA 217 CEYLON 218 MALAYA 231 HONG KONG 307 BEL CONGO 313 CHINA 347 JAPAN 354 NETHRLNDS 355 INDONESIA 363 PERU 393 TAIWAN 400 U STATES	LB 131863 77132 2384917 1618716 4424 442 59150 8519 19230 91474 5275 4401142	93318 44536 1362057 877452 3000 327 18109 6510 11144 36330 3384 2456167	4243406 1754354 17066691 14689819 26940 74748 10039 1443 144203 102567 477623 5000 231871 78871 38907569	2705788 909128 8555141 7497416 12817 43328 4503 1037 49666 65090 227785 2684 96168 46151 20216702	319
TEA GREEN	100 U KINGDOM 231 HONG KONG 347 JAPAN 354 NETHRLNDS 400 U STATES	LB 19949 525 31535 154 52163	12037 217 9035 93 21382	20940 6841 382762 468 4830 415841	12952 5457 145437 354 2450 166650	320

IMPORTS INTO CANADA FOR CONSUMPTION

Articles and Countries from which Imported	MONTH OF OCTOBER 1954		TEN MONTHS ENDED OCTOBER 1954		Class Number
	Quantities	Values (\$)	Quantities	Values (\$)	
VINEGAR					
100 U KINGDOM	GAL		948	1299	341
327 FRANCE	253	500	1942	3398	
347 JAPAN			45	59	
366 PORTUGAL	1166	333	1706	501	
400 U STATES			52935	15363	
	1419	833	57576	20620	
YEAST IN CAKES AND PACKAGES	LB				352
400 U STATES	271	299	2643	2859	
	271	299	2643	2859	
YEAST IN BULK	LB				353
400 U STATES	2400	743	34720	8702	
	2400	743	34720	8702	
HOPS	LB				362
100 U KINGDOM			27596	20643	
335 GERMANY W			13779	5223	
388 YUGO SLAV			5581	4616	
400 U STATES	59598	31225	892140	559598	
	59598	31225	939096	590080	
LIQUORICE UNSWEETENED	LB				364
400 U STATES	58800	10700	484423	89164	
	58800	10700	484423	89164	
MALT SYRUP AND EXTRACTS	LB				365
100 U KINGDOM	31673	5861	299347	51860	
400 U STATES	127585	24138	1104008	208364	
	159258	29999	1403355	260224	
ESSENCES EXTRACTS N O P	GAL				367
100 U KINGDOM	8	310	813	7720	
327 FRANCE			28	320	
335 GERMANY W			2	112	
400 U STATES	22	333	574	23085	
	30	643	1417	31237	
FOODSTUFFS TAR 18A 19 140A 206					369
400 U STATES		741		9005	
		741		9005	
VEGETABLE FOOD PRODUCTS N O P					390
100 U KINGDOM		42658		203132	
231 HONG KONG		3256		23264	
306 BELGIUM		2332		6813	
318 DENMARK				800	
335 GERMANY W		191		4555	
347 JAPAN		115		1053	
354 NETHRLNDS		5082		19143	
376 SWITZRLND				1594	
392 SYRIA		867		867	
400 U STATES		224360		1612304	
		278861		1873525	

Articles and Countries from which Imported	MONTH OF OCTOBER 1954		TEN MONTHS ENDED OCTOBER 1954		Class Number
	Quantities	Values (\$)	Quantities	Values (\$)	
GROUP 1					
AGRICULTURAL PRODUCTS					
B OTHER THAN FOOD					
ALE BEER PORTER AND STOUT	GAL				
100 U KINGDOM	14818	18286	174588	220995	1501
318 DENMARK			1600	1144	
335 GERMANY W			886	1257	
347 JAPAN			1092	3065	
354 NETHRLNDS			1500	1216	
366 PORTUGAL			10	72	
389 IRELAND			200	251	
	14818	18286	179876	228000	
BRANDY	P GAL				
100 U KINGDOM	64	647	758	6070	1511
207 UN SO AFR	9664	28362	69606	202615	
232 MALTA	514	2548	2019	9761	
234 AUSTRALIA	6386	20284	49675	150364	
327 FRANCE	15084	144808	112795	934904	
336 GREECE	70	586	673	6033	
344 ITALY	21	141	324	2216	
360 ISRAEL			280	4401	
366 PORTUGAL	1569	7118	13560	59411	
372 SPAIN	252	1663	1479	9253	
388 YUGO SLAV			745	4446	
400 U STATES			4110	7607	
	33624	206157	256024	1397281	
CORDIALS AND LIQUEURS N O P	P GAL				
100 U KINGDOM	2148	23068	14957	165188	1512
207 UN SO AFR			136	1265	
224 JAMAICA			140	1060	
225 TRINIDAD	14	260	1061	16618	
231 HONG KONG			109	2267	
234 AUSTRALIA	136	1265	681	6573	
313 CHINA			24	584	
318 DENMARK	391	7289	2842	49603	
327 FRANCE	4264	50305	22279	244113	
344 ITALY			89	921	
354 NETHRLNDS	2402	22637	11761	115159	
359 NORWAY	28	132	445	2205	
375 SWEDEN	35	118	299	1237	
376 SWITZRLND	7	118	73	1274	
384 P RICO	123	631	1095	5694	
388 YUGO SLAV	28	192	40	274	
400 U STATES			190	714	
	9576	106015	56221	614749	
GIN	P GAL				
100 U KINGDOM	8467	45866	70320	371671	1513
354 NETHRLNDS	535	2000	5174	18196	
400 U STATES			3	114	
	9002	47866	75497	389981	
RUM	P GAL				
100 U KINGDOM	59056	180243	296260	1028205	1514
221 B GUIANA	23660	35878	217901	312213	
223 BARBADOS	9595	30557	65395	202856	
224 JAMAICA	6982	28116	117896	314175	
225 TRINIDAD	5721	23209	42661	186641	
228 LEEW WIND	35	115	140	461	
234 AUSTRALIA	4467	9158	6824	13875	
316 CUBA	1705	17313	6787	73872	
327 FRANCE	210	1960	626	6051	
384 P RICO	7000	51391	34129	253267	
	118431	377940	788619	2391618	
WHISKY	P GAL				
100 U KINGDOM	103967	844271	635513	5071648	1515
389 IRELAND			10297	43907	
400 U STATES	81295	288714	711222	1390773	
	185262	1132985	1357032	6505928	
ABSINTHE ALCOHOLIC LIQUORS N O P	P GAL				
327 FRANCE			38	254	1516
			38	254	
WINES NON SPARKLING	GAL				
100 U KINGDOM	9070	44088	61579	294561	1530
207 UN SO AFR	17111	27424	145054	236660	
231 HONG KONG			72	933	
232 MALTA	4292	6026	7796	11524	
234 AUSTRALIA	30439	57276	208018	410147	
327 FRANCE	27203	95338	193037	672364	
328 FR AFRICA	1224	1708	34624	47700	
335 GERMANY W	1034	4663	9836	45682	
336 GREECE	206	254	19395	21293	
340 HUNGARY			429	1656	
344 ITALY	13865	40704	95261	289290	
347 JAPAN	38	116	78	227	
360 ISRAEL			762	2882	
366 PORTUGAL	21679	37418	123371	228787	
367 AZORES	363	1417	1378	5198	
372 SPAIN	5790	24588	48967	169036	
376 SWITZRLND	96	364	1712	7356	
388 YUGO SLAV			77	200	
389 IRELAND			3922	20110	
400 U STATES	3901	9750	13899	41360	
	136311	351134	969267	2506966	

Articles and Countries from which Imported	MONTH OF OCTOBER 1954		TEN MONTHS ENDED OCTOBER 1954		Class Number
	Quantities	Values (\$)	Quantities	Values (\$)	
WINES SPARKLING					1560
100 U KINGDOM	GAL		110	1235	
234 AUSTRALIA			759	1957	
306 BELGIUM			297	3939	
327 FRANCE	140	1856	22817	282604	
335 GERMANY W	4677	53730	527	2756	
344 ITALY	360	1659	1402	6787	
354 NETHRLNDS	50	613	148	1800	
366 PORTUGAL	180	1982	227	2292	
	5407	59840	26287	303370	
GUMS AMBER AND ARABIC					1571
100 U KINGDOM	LB		97715	12512	
214 A E SUDAN			234551	31548	
400 U STATES			298041	72130	
	111364	21138	630307	116190	
GUMS AUSTL COPAL OAMAR ETC					1572
100 U KINGDOM	CWT		602	7866	
218 MALAYA			16380	74242	
234 AUSTRALIA	3024	12237	13	5160	
355 INDONESIA	8	3498	101	2134	
400 U STATES	45	930	2537	63211	
	269	5731	19633	152613	
	3346	22396			
GUMS BARBERRY ELEM1 GEOOA ETC					1573
100 U KINGDOM	CWT		186	7441	
215 INDIA			12	393	
232 MALTA	30	1510	22	536	
342 IRAN			17	1517	
347 JAPAN			4	339	
400 U STATES			4318	147308	
	255	11449	4559	157534	
	285	12959			
BURGUNOY PITCH					1575
400 U STATES	LB		74770	11217	
	7981	1171	74770	11217	
CHICLE OR SAPPATO GUM CRUOE					1576
337 GUATEMALA	LB		451967	431424	
352 MEXICO			73782	77763	
400 U STATES			593117	281173	
	82238	38948	1118866	798360	
	82238	38948			
SHELLAC BLEACHED					1577
100 U KINGDOM	CWT		60	2508	
335 GERMANY W			221	10939	
400 U STATES			3467	184333	
	328	18819	3748	197780	
	388	21327			
ORAGONS BLOOD					1578
400 U STATES	LB		140	314	
			140	314	
LAC CRUOE SEED STICK AND SHELL					1579
100 U KINGDOM	CWT		333	13275	
215 INDIA			5725	184027	
335 GERMANY W	107	4634	15	765	
371 THAILAND	2431	85667	15705	355402	
400 U STATES			3087	90117	
	1230	35799	24865	643586	
	309	11534			
	4077	137634			
RESIN OR RDSIN					1580
100 U KINGDOM	CWT		470	5602	
400 U STATES			228950	1422073	
	23048	147246	229420	1427675	
	23048	147246			
ROBIN SIZING					1581
400 U STATES	CWT		91017	970319	
	11310	124043	91017	970319	
	11310	124043			
WAX BEALING					1582
100 U KINGDOM				1398	
400 U STATES				10526	
				486	
				486	
GUMS AND BLENDS N O P					1583
100 U KINGDOM	LB		41087	12471	
354 NETHRLNDS			3000	1205	
400 U STATES			760467	263958	
	88524	31268	804354	277634	
	105498	37415			
TALL OIL AND TALL DIL PITCH					1584
400 U STATES	CWT		31364	130505	
	3479	15397	31364	130505	
	3479	15397			
COTTON SEED CAKE AND MEAL					1591
323 EL SALVO	CWT		1400	4296	
400 U STATES			87911	298498	
	500	1922	89311	302794	
	500	1922			
LINSEED OIL CAKE AND MEAL					1592
400 U STATES	CWT		346831	1147426	
	57345	183072	346831	1147426	
	57345	183072			
PALM NUT CAKE AND MEAL					1593
400 U STATES	CWT		2080	6501	
			2080	6501	
SOYA BEAN OIL CAKE AND MEAL					1594
318 DENMARK	CWT		11035	50049	
400 U STATES			522844	2110755	
	133382	423959	533879	2160864	
	133382	423959			
SOYA BEAN FLOUR					1595
400 U STATES	CWT		31239	262607	
	2150	12342	31239	262607	
	2150	12342			
PEANUT OIL CAKE AND MEAL					1596
	CWT				
CASTOR OIL NOT EDIBLE					1601
100 U KINGDOM	CWT		9	184	
215 INDIA			223	3401	
309 BRAZIL			27014	304363	
	1610	23802			

Articles and Countries from which Imported	MONTH OF OCTOBER 1954		TEN MONTHS ENDED OCTOBER 1954		Class Number
	Quantities	Values (\$)	Quantities	Values (\$)	
363 PERU 400 U STATES			176	2844	
	1069	14992	3647	59727	
	2679	38794	31069	370519	
CHINAWOOD OIL NOT EDIBLE	CWT				1602
100 U KINGDOM			19406	314940	
231 HONG KONG			1288	22536	
304 ARGENTINA			598	13781	
313 CHINA			4130	59204	
354 NETHRLNDS	224	3134	13175	211380	
400 U STATES			341	5906	
	224	3134	38938	627827	
COCONUT OIL NOT EDIBLE	CWT				1603
100 U KINGDOM	202	2188	4784	69830	
217 CEYLON	5963	63548	133905	1841754	
400 U STATES	12	166	1983	29310	
	6177	65902	140672	1940894	
COTTON SEED OIL NOT EDIBLE	CWT				1605
100 U KINGDOM			3360	48793	
400 U STATES	24748	312483	419537	5557123	
	24748	312483	422897	5605916	
ESSENTIAL OIL N O P	LB				1606
100 U KINGDOM	1985	9819	103041	97965	
203 S E AFR			980	1963	
217 CEYLON			6200	3708	
224 JAMAICA			2250	11188	
225 TRINIDAD			2989	15254	
228 LEEW WIND			2969	13466	
231 HONG KONG			13440	16459	
234 AUSTRALIA			280	1586	
309 BRAZIL			2415	3823	
327 FRANCE	44	123	8308	69363	
335 GERMANY W	66	87	7705	3174	
338 HAITI			304	537	
344 ITALY			1399	15708	
352 MEXICO			1325	6139	
354 NETHRLNDS	415	1555	4586	13144	
362 PARAGUAY	50	207	50	207	
372 SPAIN	2520	3566	11729	15662	
376 SWITZRLNO	209	2630	9929	46320	
400 U STATES	68533	187578	618882	1918179	
	73822	205565	796781	2253845	
EUCALYPTUS OIL	LB				1607
234 AUSTRALIA			12771	8816	
400 U STATES			5021	3363	
			17792	12179	
FLAXSEED OR LINSEED OIL	CWT				1608
100 U KINGDOM			6	83	
400 U STATES	59	1385	781	18957	
	59	1385	787	19040	
FOOTS OF COTTON SEED FR OLIVES	CWT				1609
100 U KINGDOM			40	487	
400 U STATES	593	7310	1870	22286	
	593	7310	1910	22713	
OLIVE OIL FOR MANUFACTURING	CWT				1618
327 FRANCE			220	4650	
328 FR AFRICA	176	4120	176	4120	
400 U STATES	5	121	189	5169	
	181	4241	585	13939	
PALM AND PALM KERNEL OIL	CWT				1611
100 U KINGDOM			26304	298943	
211 NIGERIA			7711	70654	
218 MALAYA	42164	367636	255086	2372116	
307 BEL CONGO			124748	1093669	
335 GERMANY W			13360	116631	
354 NETHRLNDS	4	65	4262	63167	
389 IRELAND	106	1917	106	1917	
400 U STATES	2078	26060	21547	250492	
	44352	395678	453124	4267589	
PEANUT OIL	CWT				1613
215 INDIA	9072	130674	9072	130674	
400 U STATES	602	11973	10350	178277	
	9674	142647	19422	308951	
PEPPERMINT OIL	LB				1614
100 U KINGDOM			3964	11499	
231 HONG KONG			10100	28292	
347 JAPAN	600	2530	900	3856	
400 U STATES	7438	45668	43582	253981	
	8038	48198	58546	297628	
PERILLA OIL	CWT				1615
RESIN OIL	CWT				1617
400 U STATES	396	2449	4252	30765	
	396	2449	4252	30765	
SESAME SEED OIL	CWT				1618
231 HONG KONG			70	2730	
400 U STATES	6	240	173	4918	
	6	240	243	7648	
SOYA BEAN OIL FOR MANUFACTURE	CWT				1619
400 U STATES	8428	112182	92557	1315853	
	8428	112182	92557	1315853	
VEGETABLE OIL N O P NOT EDIBLE	CWT				1620
100 U KINGDOM			142	2977	
354 NETHRLNDS	102	1384	638	14580	
400 U STATES	18761	282581	132502	2056370	
	18863	283965	133282	2073927	

IMPORTS INTO CANADA FOR CONSUMPTION

Articles and Countries from which Imported	MONTH OF OCTOBER 1954		TEN MONTHS ENDED OCTOBER 1954		Class Number
	Quantities	Values (\$)	Quantities	Values (\$)	
RAPE SEED OIL	CWT				1621
CASHEW NUT SHELL OIL	CWT				1622
400 U STATES	340	5998	1331	25609	
	340	5998	1331	25609	
BITICICA OIL	CWT				1623
309 BRAZIL			352	6556	
400 U STATES			223	4204	
			575	10760	
SUNFLOWER SEED OIL	CWT				1624
386 URUGUAY			6793	94447	
			6793	94447	
VEGETABLE OILS FOR TEXTILES	CWT				1625
376 SWITZRLND			21	3772	
400 U STATES	1487	27699	15215	270499	
	1487	27699	15236	282271	
LEMON OIL AND ORANGE OIL	LB				1626
100 U KINGDOM	100	170	325	2873	
207 U M 30 AFR			300	497	
215 INDIA			1120	1370	
224 JAMAICA			5000	5207	
225 TRINIDAD			400	1340	
234 AUSTRALIA			112	395	
304 ARGENTINA			390	1372	
306 BELGIUM			693	567	
335 GERMANY W			5909	15663	
344 ITALY	1000	6267	7292	36147	
354 NETHRLNDS	2200	8714	29470	115347	
376 SWITZRLND	95	3069	340	10975	
400 U STATES	8582	13979	79577	218303	
	11977	32199	130928	410056	
SPEARMINT OIL	LB				1627
400 U STATES	3770	19530	25149	149326	
	3770	19530	25149	149326	
ROSE BUSHES N O P	NO				1646
100 U KINGDOM			16385	6376	
306 BELGIUM			62374	9468	
318 DENMARK			10520	1608	
327 FRANCE			1393	317	
335 GERMANY W			4845	820	
354 NETHRLNDS	1200	275	516383	88145	
400 U STATES	5168	241	291310	109512	
	6368	516	903210	216246	
BUSHES ROOTS AND VINES N O P	NO				1647
327 FRANCE			21860	994	
354 NETHRLNDS	750	73	2093	227	
400 U STATES			570966	25717	
	750	73	594919	26938	
APPLE TREES N O P	NO				1651
306 BELGIUM			700	198	
354 NETHRLNDS			2323	917	
400 U STATES	300	117	27346	17047	
	300	117	30369	18962	
PEACH TREES AND JUNE BUDS N O P	NO				1653
400 U STATES			54102	24649	
			54102	24649	
FRUIT TREES N O P	NO				1657
306 BELGIUM			1075	464	
354 NETHRLNDS			2901	1232	
400 U STATES	180	76	34215	20378	
	180	76	36191	22074	
AZALEAS RHODODENDRONS ETC					1662
100 U KINGDOM		2371		6250	
220 BERMUDA				328	
231 HONG KONG		2169		4221	
306 BELGIUM		50424		122270	
318 DENMARK				150	
327 FRANCE		1040		9354	
334 ST PIERRE				300	
335 GERMANY W		428		1694	
344 ITALY		235		8236	
347 JAPAN				4437	
354 NETHRLNDS		99474		623235	
400 U STATES		58645		366515	
		222706		1146998	
PALMS FERNS FICUS CANNAS ETC					1663
100 U KINGDOM				782	
306 BELGIUM		379		4030	
347 JAPAN				162	
354 NETHRLNDS		5428		21240	
400 U STATES		618		9957	
		6425		36179	
TULIP BULBS					1664
306 BELGIUM				4272	
318 DENMARK				8420	
327 FRANCE		124		124	
347 JAPAN				1160	
354 NETHRLNDS		85082		528172	
400 U STATES		838		7699	
		86044		549847	
GLADIOLI BULBS					1665
347 JAPAN				1414	
354 NETHRLNDS				53315	
400 U STATES		85		9731	
		85		64460	

Articles and Countries from which Imported	MONTH OF OCTOBER 1954		TEN MONTHS ENDED OCTOBER 1954		Class Number
	Quantities	Values (\$)	Quantities	Values (\$)	
FLOWERS AND FOLIAGE CUT					1666
100 U KINGDOM				2279	
220 BERMUDA				2132	
234 AUSTRALIA		614		1067	
327 FRANCE				1357	
335 GERMANY W		1489		1489	
344 ITALY				2884	
354 NETHRLNDS		826		8123	
383 HAWAII		330		1848	
400 U STATES		40832		813586	
		44091		834765	
TREES SEEDLING STOCK					1668
100 U KINGDOM				913	
306 BELGIUM				618	
318 DENMARK				542	
327 FRANCE				4102	
335 GERMANY W				235	
354 NETHRLNDS				11967	
400 U STATES		1057		22329	
		1057		40706	
FLORIST OR NURSERY STOCK N O P					1669
100 U KINGDOM				1606	
215 INDIA				485	
306 BELGIUM		1571		16501	
318 DENMARK				4435	
327 FRANCE				5362	
335 GERMANY W				3356	
344 ITALY				822	
347 JAPAN		387		491	
352 MEXICO				713	
354 NETHRLNDS		5306		397335	
400 U STATES		22848		339702	
		30112		770888	
LATEX NATURAL OR SYNTHETIC					1680
100 U KINGDOM	LB		49890	12224	
218 MALAYA	244375	62079	3287531	884461	
400 U STATES	762090	247390	5805709	1804428	
	1006465	309469	9143130	2701113	
BALATA CRUDE					1681
309 BRAZIL	LB		7504	2770	
400 U STATES	100	267	5277	5233	
	100	267	12781	8003	
GUTTA PERCHA UNMANUFACTURED					1682
400 U STATES	LB				
	600	1170	2478	4882	
	600	1170	2478	4882	
RUBBER CRUDE CAOUTCHOUIC					1683
100 U KINGDOM	LB	118701	29804	441210	95032
211 NIGERIA				369600	55093
217 CEYLON		148695	31103	2561513	392998
218 MALAYA		5542373	1161213	59224695	10792590
219 BEI OTHER				22400	4697
329 FR E IND				145442	24633
355 INDONESIA				425004	70983
371 THAILAND				22400	5031
400 U STATES		891357	234562	5508412	1291014
		6701126	1456682	68720676	12732071
COMB BLANKS OF HARD RUBBER					1684
305 AUSTRIA				3362	
400 U STATES				4159	
		747		7521	
RUBBER POWDERED WASTE OR JUNK					1687
100 U KINGDOM	CWT	446	2567	1312	12124
218 MALAYA				100	2644
354 NETHRLNDS				50	3758
400 U STATES		5128	39708	47782	312154
		5574	42275	49244	330677
RUBBER RECOVERED					1688
100 U KINGDOM	CWT	1010	14888	7644	67341
400 U STATES		13216	111404	163615	1392866
		14226	126292	171259	1460207
RUBBER SUBSTITUTE OR SYNTHETIC					1689
335 GERMANY W	CWT			20	1258
400 U STATES		5233	177019	51197	1725765
		5233	177019	51217	1727023
RUBBER THREAD NOT COVERED					1690
100 U KINGDOM	LB			7352	8825
400 U STATES		11324	18436	120908	193953
		11324	18436	128260	202778
HARD RUBBER STRIP SHEET ROO					1691
100 U KINGDOM	LB	701	477	34487	11752
400 U STATES		309	1387	8229	16868
		1010	1864	42716	28620
BATHING SHOES RUBBER					1700
100 U KINGDOM	PAIR			60	60
335 GERMANY W				3204	1347
400 U STATES				2003	1611
				5267	3018
BELTING RUBBER					1701
100 U KINGDOM			2729		18136
327 FRANCE					2564
335 GERMANY W			55		559
354 NETHRLNDS			869		869
375 SWEDEN			167		167
400 U STATES			25076		299965
			28896		322260

IMPORTS INTO CANADA FOR CONSUMPTION

Articles and Countries from which Imported	MONTH OF OCTOBER 1954		TEN MONTHS ENDED OCTOBER 1954		Class Number
	Quantities	Values (\$)	Quantities	Values (\$)	
CANVAS SHOES RUBBER SOLES	PAIR				1702
100 U KINGDOM	598	519	154481	101728	
215 INDIA			147490	63349	
231 HONG KONG	600	452	619456	405045	
306 BELGIUM	2001	1837	2001	1837	
317 CZECHO S			400	188	
344 ITALY			284	599	
347 JAPAN			950	775	
354 NETHRLNDS	546	537	14995	14588	
400 U STATES	823	1454	10711	18108	
	4568	4799	950768	606217	
BOOTS AND SHOES RUBBER N O P	PAIR				1703
100 U KINGDOM	65954	98662	314485	450792	
218 MALAYA			2430	875	
231 HONG KONG	8183	7244	12756	11227	
317 CZECHO S	6970	4362	38185	26417	
327 FRANCE	240	384	1240	3239	
353 MOROCCO			116	611	
354 NETHRLNDS	2250	3744	2250	3744	
376 SWITZRLND	1991	4730	18791	40160	
400 U STATES	4303	5761	45489	70102	
	89891	124887	435742	607167	
CEMENT RUBBER					1704
100 U KINGDOM				2968	
318 DENMARK				151	
327 FRANCE				677	
335 GERMANY W		837		2318	
400 U STATES		81454		868471	
		82291		874579	
CLOTHING RUBBER N O P					1705
100 U KINGDOM		151		17730	
327 FRANCE				231	
335 GERMANY W				292	
359 NORWAY				1189	
400 U STATES		12807		95282	
		12958		115424	
GLOVES RUBBER	DZ PR				1706
100 U KINGDOM	378	1214	2759	9626	
317 CZECHO S	117	288	450	655	
335 GERMANY W			7	151	
347 JAPAN			93	1223	
354 NETHRLNDS	198	420	273	594	
400 U STATES	3782	19888	54581	225463	
	4475	21810	58163	237712	
GOLF BALLS	DOZ				1707
100 U KINGDOM	418	1178	52499	136240	
400 U STATES	430	2425	13855	68574	
	848	3603	66354	204814	
HEELS RUBBER	PAIR				1708
100 U KINGDOM			624	54	
335 GERMANY W			3900	435	
400 U STATES	68707	9750	703943	96697	
	68707	9750	708467	97186	
HOSE RUBBER OR RUBBER LINED					1709
100 U KINGDOM		2526		36400	
335 GERMANY W				1724	
354 NETHRLNDS				318	
381 ALASKA		174		525	
400 U STATES		129188		1198508	
		131888		1237467	
WATER BOTTLES RUBBER					1710
100 U KINGDOM		1588		17861	
305 AUSTRIA		703		887	
317 CZECHO S				380	
335 GERMANY W		298		2191	
400 U STATES		1311		14439	
		3900		36758	
MATERIALS FOR SEALING COMPOUND					1711
400 U STATES		7588		87475	
		7588		87475	
MATS AND MATTING RUBBER					1712
100 U KINGDOM		776		9738	
327 FRANCE		413		3170	
335 GERMANY W		439		4419	
354 NETHRLNDS		1875		15930	
400 U STATES		89607		733842	
		93110		766899	
PACKING RUBBER					1713
100 U KINGDOM		133		11343	
335 GERMANY W		7560		7981	
375 SWEDEN		56		663	
400 U STATES		28949		246256	
		36698		266283	
RAINCOATS RUBBER	NO				1714
100 U KINGDOM			18	250	
400 U STATES			337	1343	
			355	1593	
TIRE CASINGS FOR BICYCLES	NO				1715
100 U KINGDOM	4720	3742	103246	84107	
306 BELGIUM			1254	862	
317 CZECHO S	500	296	500	296	
327 FRANCE			11969	7553	
335 GERMANY W	1839	1104	33574	22578	
344 ITALY			1115	2066	
354 NETHRLNDS	700	394	29414	18389	

Articles and Countries from which Imported	MONTH OF OCTOBER 1954		TEN MONTHS ENDED OCTOBER 1954		Class Number
	Quantities	Values (\$)	Quantities	Values (\$)	
359 NORWAY			3300	2499	
375 SWEDEN			4560	4713	
400 U STATES	54	100	4664	6107	
TIRE CASINGS N O P	7813	5636	193596	149170	
N O					1716
100 U KINGDOM	452	6956	6129	64741	
327 FRANCE	363	27541	4804	393065	
335 GERMANY W			8	160	
344 ITALY			25	91	
375 SWEDEN	2400	5061	13950	30647	
381 ALASKA	2	160	35	1918	
400 U STATES	8072	279135	149166	2068319	
	11289	318853	174117	3358941	
TIRES INNER TUBES N O P	N O				1717
100 U KINGDOM	142	243	4533	5238	
327 FRANCE	213	907	2201	11276	
375 SWEDEN	2460	1283	12510	7565	
400 U STATES	2584	11078	31195	99300	
	5399	13511	50439	123379	
TIRES SOLID AUTOMOBILE	N O				1718
400 U STATES			749	17288	
			749	17288	
TIRES SOLID RUBBER N O P					1719
100 U KINGDOM		1150		26628	
400 U STATES		9376		109536	
		10526		136164	
MANUFACTURES OF RUBBER N O P					1720
100 U KINGDOM		16367		196127	
218 MALAYA		9964		90589	
234 AUSTRALIA				551	
305 AUSTRIA		621		1137	
306 BELGIUM				3008	
327 FRANCE		586		4880	
335 GERMANY W		1636		43461	
344 ITALY				2116	
347 JAPAN		83		21039	
354 NETHRLNDS		2594		6368	
375 SWEDEN		1821		4107	
376 SWITZRLND				364	
400 U STATES		389660		3764961	
		423332		4138702	
TIRES INNER TUBES BICYCLE	N O				1721
100 U KINGDOM	1974	994	31611	10970	
306 BELGIUM			254	63	
327 FRANCE			8353	3283	
335 GERMANY W	2342	591	87233	24629	
344 ITALY			913	1375	
347 JAPAN			7400	1948	
354 NETHRLNDS	250	66	29379	8840	
359 NORWAY			1496	514	
375 SWEDEN			2010	760	
400 U STATES			1090	952	
	4566	1651	169139	52742	
GASKETS AND WASHERS RUBBER					1722
100 U KINGDOM		1779		9315	
327 FRANCE				80	
400 U STATES		55272		528696	
		57051		538091	
DRUGGISTS SUNDRIES RUBBER					1723
100 U KINGDOM		3839		29526	
305 AUSTRIA				4374	
317 CZECHO S		638		1397	
327 FRANCE				795	
335 GERMANY W		548		5693	
347 JAPAN				1656	
354 NETHRLNDS				6298	
400 U STATES		55910		716956	
		60935		766693	
TIRE REPAIR MATERIAL OF RUBBER					1724
100 U KINGDOM				4964	
327 FRANCE		97		381	
335 GERMANY W		637		103625	
400 U STATES		27315		262072	
		28049		371042	
NURSING NIPPLES RUBBER	GROSS				1725
100 U KINGDOM	341	1084	1371	4055	
400 U STATES	390	7045	4363	53783	
	731	8129	5734	57838	
FLOORING AND TILE OF RUBBER	SQ YD				1726
100 U KINGDOM	318	1249	1247	3055	
400 U STATES	8152	18221	60419	138455	
	8470	19470	61666	141510	
V BELTS CHIEFLY OF RUBBER					1727
100 U KINGDOM		2234		13847	
317 CZECHO S				2065	
335 GERMANY W		209		1091	
400 U STATES		27776		519166	
		30219		536169	
SOLES SOLING MATERIALS RUBBER					1728
100 U KINGDOM		5622		20122	
217 CEYLON		559		21597	
218 MALAYA		2237		4100	
335 GERMANY W		1094		3832	
344 ITALY		96		592	
400 U STATES		23553		349993	
		33161		400236	

IMPORTS INTO CANADA FOR CONSUMPTION

Articles and Countries from which Imported	MONTH OF OCTOBER 1954		TEN MONTHS ENDED OCTOBER 1954		Class Number
	Quantities	Values (\$)	Quantities	Values (\$)	
AUTOMOTIVE PARTS OF RUBBER N O P 100 U KINGDOM 400 U STATES		334 108522 108856		9186 943210 952404	1729
WEATHERSTRIPPING OF RUBBER 100 U KINGDOM 400 U STATES		111331 111331		585 514340 514925	1730
ANNATTO SEED 400 U STATES	LB		4595 4595	569 569	1741
SUGAR BEET SEED 335 GERMANY W 400 U STATES	LB		125000 195855 320855	25494 31993 57487	1744
SEEDS FOR BLENDING 100 U KINGDOM 215 INDIA 234 AUSTRALIA 304 ARGENTINA 306 BELGIUM 353 MOROCCO 354 NETHRLNDS 400 U STATES	LB		36214 99614 180572 130850 11200 624943 28399 1223463 142937	3053 12896 9501 8871 1063 42260 1906 57912 137462	1746
COTTON SEED CLOVER SEED	CWT	11601	2329255		1747
100 U KINGDOM 236 NEW ZEAL 318 DENMARK 327 FRANCE 354 NETHRLNDS 389 IRELAND 400 U STATES	LB	50940 32065	7519 135667 6600 83759 121637 3039 399656 757877	4947 80061 3498 20115 49737 1776 163164 323298	1750
FLAX SEED 353 MOROCCO 400 U STATES	BUSH		197 46 243	1207 265 1472	1751
BENT GRASS SEED 100 U KINGDOM 236 NEW ZEAL 335 GERMANY W 400 U STATES	LB	10460 7426 2000 12460	4919 101231 5500 167413 279063	3918 66181 3356 96678 170133	1753
GRASS SEED TIMOTHY 100 U KINGDOM 326 FINLAND 400 U STATES	LB		4100 120680 553870 678650	2102 16974 60848 79924	1754
GRASS SEED N O P 100 U KINGDOM 236 NEW ZEAL 318 DENMARK 354 NETHRLNDS 375 SWEDEN 400 U STATES	LB	1418 132121 43975	644 329945 7250 3110 1057966 1548014	19547 38213 89757 1322 1158 268912 418909	1755
MILLET AND RAPE SEED 100 U KINGDOM 234 AUSTRALIA 304 ARGENTINA 318 DENMARK 353 MOROCCO 354 NETHRLNDS 400 U STATES	LB	67045 3999	11157 204080 11023 2000 296922 13205 513256 1051643	1518 10627 350 187 13068 1058 25500 52408	1756
MUSHROOM SPAWN 400 U STATES		8079 8079		58900 58900	1757
PEAS AND BEANS SEED 100 U KINGDOM	LB		17371 17371	2150 2150	1758
SEED POTATOES 400 U STATES	CWT		14244 14244	18706 18706	1759
SEEDS 5 OOLLARS OR OVER PER LB 100 U KINGDOM 318 DENMARK 347 JAPAN 354 NETHRLNDS 400 U STATES		243 11759 12002		111 523 243 2887 54987 58751	1762
GARDEN FIELD ROOT SEEDS N O P 100 U KINGDOM 215 INDIA 231 HONG KONG 236 NEW ZEAL 304 ARGENTINA 306 BELGIUM 312 CHILE 318 DENMARK 327 FRANCE 335 GERMANY W		2032 981		10765 4788 39833 89 1554 637 1256 3427 781 176	1766

Articles and Countries from which Imported	MONTH OF OCTOBER 1954		TEN MONTHS ENDED OCTOBER 1954		Class Number
	Quantities	Values (\$)	Quantities	Values (\$)	
344 ITALY				359	
347 JAPAN				742	
354 NETHRLNDS		664		38202	
358 NICARAGUA				22819	
400 U STATES		29043		376112	
TOBACCO TURKISH UNSTEMMED		32720		501740	
205 RHOD NYAS	LB				1776
336 GREECE		3568	1326	487	
379 TURKEY		21846	33216	32195	
400 U STATES		121	228651	169665	
		25535	820	676	
TOBACCO TURKISH STEMMED	LB	19482	264013	203023	1777
TOBACCO FLUE CURED UNSTEMMED	LB				1778
400 U STATES		905	22502	19369	
		905	22502	19369	
CIGAR LEAF UNSTEMMED	LB				1779
316 CUBA		5087	61904	149686	
355 INDONESIA			1754	14152	
400 U STATES		50481	380887	1244687	
		55568	444545	1408525	
TOBACCO N O P UNSTEMMED	LB				1780
392 SYRIA		3492	32961	10210	
400 U STATES		4853	33330	19630	
		8345	66291	29840	
TOBACCO FLUE CURED STEMMED	LB				1781
CIGAR LEAF STEMMED	LB				1782
316 CUBA		33701	301416	411756	
384 P RICO		930	1761	902	
400 U STATES		7686	35959	21283	
		42317	339136	433941	
TOBACCO N O P STEMMED	LB				1783
400 U STATES		374	2971	2471	
		374	2971	2471	
CIGARS	LB				1784
100 U KINGDOM			121	464	
224 JAMAICA		20	41	391	
316 CUBA		415	4232	39144	
335 GERMANY W			95	439	
354 NETHRLNDS		3463	16440	53284	
376 SWITZRLND		163	602	1503	
400 U STATES		3775	40757	94401	
		7836	62288	189626	
CIGARETTES	LB				1785
100 U KINGDOM		3030	19158	41090	
322 EGYPT			74	150	
327 FRANCE		475	2475	2931	
400 U STATES		56165	771085	1233226	
		59670	792792	1277397	
SMUFF	LB				1786
100 U KINGDOM		230	1520	4510	
		230	1520	4510	
TOBACCO CUT	LB				1787
100 U KINGDOM		5152	60041	112153	
207 UN SD AFR			240	145	
231 HONG KONG		100	1050	1671	
354 NETHRLNDS		2360	11589	7846	
400 U STATES		19460	162961	208191	
		27072	235881	330006	
TOBACCO MANUFACTURED N O P	LB				1788
100 U KINGDOM		1784	9457	8919	
231 HONG KONG			100	168	
400 U STATES		1018	15858	9586	
		2802	25415	18673	
LOCUST BEANS LOCUST BEAN MEAL	LB				1811
400 U STATES			19581	3857	
			19581	3857	
BRISTLES N O P	LB				1812
BROOM CORN					1813
340 HUNGARY				21399	
344 ITALY		25039		234716	
388 YUGO SLAV				86775	
400 U STATES		39878		338657	
		64917		681547	
CATTLE FOOD WITH MOLASSES					1815
400 U STATES				3226	
				3226	
DRUGS CRUDE BARKS FLOWERS					1816
100 U KINGDOM		453		1728	
207 UN SD AFR				486	
215 INDIA		574		3587	
224 JAMAICA		136		246	
231 HONG KONG		6350		29837	
304 ARGENTINA		77		322	
306 BELGIUM		113		2339	
309 BRAZIL				663	
314 COLOMBIA		168		436	
317 CZECHO S				249	
322 EGYPT				828	
327 FRANCE		83		3096	
335 GERMANY W		8857		15161	
339 HONOURAS				3352	

IMPORTS INTO CANADA FOR CONSUMPTION

Articles and Countries from which Imported	MONTH OF OCTOBER 1954		TEN MONTHS ENDED OCTOBER 1954		Class Number
	Quantities	Values (\$)	Quantities	Values (\$)	
340 HUNGARY				315	
344 ITALY				90	
352 MEXICO		105		257	
354 NETHRLNDS				357	
363 PERU				960	
372 SPAIN				136	
376 SWITZRLND				143	
400 U STATES		14632		118575	
		31548		183163	
GLUE VEGETABLE					1817
100 U KINGDOM	LB		155	275	
400 U STATES		1748	16536	3190	
		1748	16691	3465	
HAY AND STRAW					1818
400 U STATES	TON	3635	8091	225017	
		3635	8091	225017	
IVORY NUTS					1819
321 ECUADOR				2316	
				2316	
MUCILAGE AND ADHESIVE PASTE					1824
100 U KINGDOM	LB	2952	17811	5562	
400 U STATES		21479	228430	54311	
		24431	246241	59873	
PALM LEAF UNMANUFACTURED					1825
400 U STATES		146		19352	
		146		19352	
ROOTS MEDICINAL ALKANET JALAP					1827
100 U KINGDOM				707	
231 HONG KONG		770		2933	
327 FRANCE				5255	
361 PANAMA				1053	
400 U STATES		517		11988	
		1287		21936	
STARCH AND PREPARATIONS N O P					1828
100 U KINGDOM	LB		2952	599	
231 HONG KONG		1000	13233	2132	
335 GERMANY W			795	165	
347 JAPAN		1455	1455	113	
354 NETHRLNDS			161155	14957	
400 U STATES		511455	4742036	441969	
		513910	4921626	459935	
STARCH POTATO POTATO FLOUR					1829
100 U KINGDOM	LB	47588	47588	3576	
354 NETHRLNDS		2000	186797	13359	
365 POLANO			56026	4064	
400 U STATES		84000	1598761	178429	
		133588	1889172	199428	
STARCH FOR PASTE					1830
231 HONG KONG	LB		2200	361	
			2200	361	
TAR PINE CRUDE IN BULK					1832
100 U KINGDOM	GAL		24040	5609	
380 USSR			225	169	
400 U STATES		23626	211791	81804	
		23626	236056	87582	
TEASELS					1833
100 U KINGDOM				404	
327 FRANCE				262	
400 U STATES				9240	
				9906	
TURPENTINE RAW OR CRUDE					1834
400 U STATES	LB		43400	2015	
			43400	2015	
TURPENTINE SPIRITS OF					1835
100 U KINGDOM	GAL		27	269	
400 U STATES		107511	1354736	741824	
		107511	1354763	742093	
VEGETABLE PRODUCTS N O P					1836
100 U KINGDOM		476		10414	
231 HONG KONG		605		7761	
318 DENMARK				1300	
327 FRANCE		51		974	
335 GERMANY W		84		10525	
344 ITALY				902	
347 JAPAN		76		773	
352 MEXICO				128	
354 NETHRLNDS		1658		26592	
376 SWITZRLNO				64	
400 U STATES		14834		154645	
		17784		214078	
VEGETABLE COLOURING					1839
100 U KINGDOM		984		11852	
354 NETHRLNDS				323	
400 U STATES		9600		150945	
		10584		163120	
DEXTRINE STARCH MIXTURES E O P					1840
100 U KINGDOM	LB	168028	547596	45727	
309 BRAZIL		7140	7140	1194	
354 NETHRLNDS		74366	822345	61562	
400 U STATES		81090	779944	77667	
		330624	2157025	186150	
DEXTRINE STARCH NOT A PASTE					1841
400 U STATES	LB		6500	610	
			6500	610	

Articles and Countries from which Imported	MONTH OF OCTOBER 1954		TEN MONTHS ENDED OCTOBER 1954		Class Number
	Quantities	Values (\$)	Quantities	Values (\$)	
DISTILLERS SOLUBLES					
400 U STATES		15122		174796	1842
		15122		174796	
VEGETABLE FLOUR NOP NOT EDIBLE					
100 U KINGDOM		675		675	1843
231 HONG KONG				757	
309 BRAZIL		11711		25003	
335 GERMANY W				1449	
355 INDONESIA				1494	
371 THAILAND				5748	
400 U STATES		24684		267138	
		37070		302264	
NON FOODS TAR 68A 206 562 809					
400 U STATES		122		9945	1844
		122		9945	
VEGETABLE FLAVOURINGS					
100 U KINGDOM		294		5953	1845
232 MALTA				573	
327 FRANCE		6392		15904	
335 GERMANY W		99		2129	
336 GREECE				376	
344 ITALY		195		3658	
354 NETHRLNDS		119		6036	
372 SPAIN				400	
388 YUGO SLAV				1203	
400 U STATES		20711		256903	
		27810		293133	
SIZING PREPARATIONS N O P					
LB					1846
400 U STATES	156901	15924	1163190	126763	
	156901	15924	1163190	126763	

Articles and Countries from which Imported	MONTH OF OCTOBER 1954		TEN MONTHS ENDED OCTOBER 1954		Class Number
	Quantities	Values (\$)	Quantities	Values (\$)	
GROUP 2					
ANIMALS AND ANIMAL PRODUCTS					
CATTLE PURE BRED	NO				2012
100 U KINGDOM	1	500	202	148322	
400 U STATES	216	103078	1010	752478	
	217	103578	1212	900800	
BABY CHICKS AND TURKEY POULTS	NO				2013
400 U STATES	19025	5898	574656	223467	
	19025	5898	574656	223467	
DOGS PURE BRED	NO				2014
100 U KINGDOM	12	1868	57	8563	
327 FRANCE			1	70	
335 GERMANY W			2	350	
389 IRELAND			1	429	
400 U STATES	24	2669	197	22293	
	36	4537	258	31705	
FOWLS DOMESTIC PURE BRED	NO				2015
400 U STATES	47	430	218	1480	
	47	430	218	1480	
HORSES PURE BRED	NO				2018
100 U KINGDOM			14	72569	
400 U STATES	1	2500	49	86898	
	1	2500	63	159467	
RABBITS PURE BRED	NO				2019
400 U STATES			3	55	
			3	55	
SHEEP PURE BRED	NO				2020
100 U KINGDOM			56	6525	
400 U STATES	5	497	38	2633	
	5	497	94	9158	
ANIMALS FOR IMP OF STOCK N O P	NO				2021
100 U KINGDOM			1	172	
400 U STATES			32	2475	
			33	2647	
HORSES N O P	NO				2035
100 U KINGDOM	7	14731	14	19578	
354 NETHRLNDS			5	4000	
389 IRELAND			1	1252	
400 U STATES	129	68048	1592	722041	
	136	82779	1612	746871	
LIVESTOCK N O P	NO				2037
400 U STATES	647	23345	11177	252554	
	647	23345	11177	252554	
BEEES					2041
400 U STATES				326329	
				326329	
FOXES	NO				2042
LEECHES					2043
400 U STATES				182	
				182	
PIGEONS HOMING AND PHEASANTS					2044
100 U KINGDOM		108		108	
400 U STATES		198		3322	
		306		3430	
TURTLES					2045
400 U STATES		654		8959	
		654		8959	
ALL OTHER ANIMALS LIVING N O P					2046
100 U KINGDOM		537		5295	
215 INDIA		750		750	
234 AUSTRALIA				653	
306 BELGIUM		65		169	
309 BRAZIL				410	
318 DENMARK		194		194	
327 FRANCE				143	
335 GERMANY W		216		5276	
354 NETHRLNDS		3318		9301	
363 PERU				234	
400 U STATES		27321		345428	
		32401		367853	
MINK	NO				2047
400 U STATES	35	3704	962	90084	
	35	3704	962	90084	
BONES CRUDE	CWT				2051
215 INDIA			45	1775	
327 FRANCE			22	858	
328 FR AFRICA			33	1308	
400 U STATES	8	994	2671	21284	
	8	994	2771	25225	
BONE DUST CHARRED BONE	CWT				2052
100 U KINGDOM	1750	2728	44881	90586	
234 AUSTRALIA			500	1280	
400 U STATES	44	678	2702	41725	
	1794	3406	48083	133591	
BONE PITCH CRUDE ONLY	CWT				2053
400 U STATES	242	1565	3392	22941	
	242	1565	3392	22941	
CHARCOAL ANIMAL FOR SUGAR	CWT				2054
100 U KINGDOM	2941	24712	17396	144835	
322 EGYPT			3360	17995	
354 NETHRLNDS			2211	11424	
	2941	24712	22967	174254	

Articles and Countries from which Imported	MONTH OF OCTOBER 1954		TEN MONTHS ENDED OCTOBER 1954		Class Number
	Quantities	Values (\$)	Quantities	Values (\$)	
IVORY AND MANUFACTURES					2063
100 U KINGDOM		196		3159	
215 INDIA		138		249	
231 HONG KONG				220	
347 JAPAN		1005		1349	
400 U STATES		89		2490	
		1428		7467	
BUTTON BLANKS OF SHELL ROUGH					2071
231 HONG KONG				3166	
347 JAPAN				532	
				3698	
SHELLS UNMANUFACTURED FOSSILS					2073
100 U KINGDOM		7033		50083	
234 AUSTRALIA				1303	
335 GERMANY W		1243		7364	
354 NETHRLNDS				1863	
400 U STATES		9359		25018	
		17635		85631	
SHELLS N O P CRUSHED OR GROUND	CWT				2074
400 U STATES	20	59	445	1175	
	20	59	445	1175	
OYSTER SHELLS CRUSHED OR NOT	CWT				2075
400 U STATES	96365	47362	585180	304008	
	96365	47362	585180	304008	
FEATHERS NATURAL					2081
100 U KINGDOM				2446	
207 UN SO AFR				821	
231 HONG KONG		19123		46732	
317 CZECHO S				3701	
318 DENMARK				377	
327 FRANCE				1354	
335 GERMANY W		1184		5063	
347 JAPAN				146	
400 U STATES		5062		52974	
		25369		113614	
BADMINTON SHUTTLE COCKS BIRDS	GROSS				2083
100 U KINGDOM	108	2658	343	8813	
215 INDIA			64	750	
216 PAKISTAN			271	2857	
318 DENMARK	12	352	21	660	
400 U STATES	145	4740	570	17827	
	265	7750	1269	30907	
MANUFACTURES OF FEATHERS N O P					2084
100 U KINGDOM		353		2692	
207 UN SO AFR		123		789	
216 PAKISTAN				800	
317 CZECHO S				186	
327 FRANCE		759		8608	
335 GERMANY W		998		8223	
347 JAPAN		848		4814	
352 MEXICO		92		1115	
376 SWITZRLNB				1662	
400 U STATES		5031		32965	
		8204		61854	
FEATHERBONE COILS					2085
400 U STATES		2293		20509	
		2293		20509	
QUILLS NATURAL OR UNPLUMED					2086
100 U KINGDOM		1610		6984	
207 UN SO AFR				1071	
231 HONG KONG		131		11330	
304 ARGENTINA				762	
317 CZECHO S				3567	
318 DENMARK				500	
327 FRANCE				255	
354 NETHRLNDS				700	
400 U STATES		792		18155	
		2533		43324	
COD HADDOCK POLLOCK FRESH	LB				2091
100 U KINGDOM			3282	670	
381 ALASKA			66920	10191	
490 U STATES	31972	4527	258680	38352	
	31972	4527	328882	49213	
HALIBUT FRESH	LB				2092
381 ALASKA	40266	8008	67793	12271	
400 U STATES	29490	7343	1174798	221888	
	69756	15351	1242591	234159	
FISH LIVERS	LB				2093
381 ALASKA			8823	2206	
400 U STATES	1381	2859	41894	18678	
	1381	2859	50717	20884	
HERRINGS FRESH	LB				2094
100 U KINGDOM			4800	645	
359 NORWAY			31692	1370	
400 U STATES	214000	3661	4031285	68024	
	214000	3661	4067777	70039	
LIVE FISH AND EGGS PROPAGATING					2095
400 U STATES		60		15624	
		60		15624	
LOBSTERS FRESH	LB				2096
231 HONG KONG			200	124	
400 U STATES	152740	54138	500369	197529	
	152740	54138	500569	197653	
MACKEREL FRESH	LB				2097
400 U STATES	1050	153	1050	153	
	1050	153	1050	153	

Articles and Countries from which Imported	MONTH OF OCTOBER 1954		TEN MONTHS ENDED OCTOBER 1954		Class Number
	Quantities	Values (\$)	Quantities	Values (\$)	
OYSTERS SEED AND BREEDING 400 U STATES				7171	2098
OYSTERS IN THE SHELL 400 U STATES	BRL		41	1104	2099
OYSTERS SHELLLED IN BULK 400 U STATES	GAL		41	1104	2100
SALMON FRESH	8553	58068	46479	309591	
381 ALASKA	8553	58068	46479	309591	
400 U STATES	LB				2101
	164692	51664	757311	150902	
	61976	21517	464932	169297	
	226668	73181	1222243	320199	
SQUID FRESH					2102
231 HONG KONG		441		8978	
347 JAPAN		233		664	
400 U STATES		933		9688	
		1607		19330	
FISH ALL OTHER FRESH	LB				2103
100 U KINGDOM	3718	1301	12304	3392	
231 HONG KONG	1970	586	9088	3450	
347 JAPAN	184014	30558	3239378	636280	
354 NETHRLNDS			21554	6068	
400 U STATES	91200	16255	2490871	281088	
	280902	48700	5773195	930278	
COD HADDOCK POLLOCK DRIED	LB				2111
100 U KINGDOM	4465	973	4465	973	
359 NORWAY	4409	1453	37479	12617	
400 U STATES			18477	1710	
	8874	2426	60421	15300	
COD HADDOCK POLLOCK SALTED	LB				2113
100 U KINGDOM			8292	1860	
400 U STATES	12675	2019	28959	4417	
	12675	2019	37251	6277	
HALIBUT SALTED	LB				2114
HERRINGS SALTED	LB				2115
100 U KINGDOM	25515	2708	419490	45476	
318 DENMARK			90	82	
354 NETHRLNDS	219871	33908	730798	106523	
359 NORWAY	68022	5280	540131	40943	
375 SWEDEN	12500	919	20961	1844	
400 U STATES	28937	4089	44308	5981	
	354845	46904	1755778	200849	
MACKEREL PICKLED	LB				2117
SALMON SALTED	LB				2118
400 U STATES	106	82	106	82	
	106	82	106	82	
SALMON SMOKED	LB				2119
400 U STATES	235	308	1958	2042	
	235	308	1958	2042	
FISH DRIED N O P	LB				2120
100 U KINGDOM	500	74	500	74	
231 HONG KONG			6795	4560	
347 JAPAN	1250	466	8519	3880	
359 NORWAY	5500	2200	5500	2250	
400 U STATES			2649	1743	
	7250	2790	23963	12507	
FISH ALL OTHER SALTED	LB				2121
100 U KINGDOM			9288	1418	
231 HONG KONG	11920	5543	68828	32056	
372 SPAIN	49353	7058	65385	9608	
375 SWEDEN			16523	1487	
400 U STATES	182	147	34710	6004	
	61455	12748	194734	50573	
FISH OTHER SMOKED OR BONELESS	LB				2122
100 U KINGDOM	21792	3601	351921	62478	
231 HONG KONG			50	105	
354 NETHRLNDS			2200	239	
359 NORWAY	2600	265	2600	265	
400 U STATES	566	169	13592	4348	
	24958	4035	370363	67435	
CRABS CLAMS SHRIMPS CANNED	LB				2131
100 U KINGDOM			2464	776	
318 DENMARK			303	200	
347 JAPAN	18171	4764	326416	101362	
352 MEXICO			600	624	
359 NORWAY	1869	1636	70609	51611	
372 SPAIN			351	424	
400 U STATES	119465	93605	1302099	1014666	
	139505	100005	1702842	1169663	
KIPPERED HERRINGS CANNED	LB				2132
100 U KINGDOM	7475	1994	136989	34205	
305 AUSTRIA	32	542	32	542	
335 GERMANY W			656	209	
359 NORWAY	4180	1342	142751	40654	
375 SWEDEN			562	108	
400 U STATES			2466	467	
	11687	3878	283456	76185	
LOBSTERS CANNED PREPARED N O P	LB				2133
100 U KINGDOM			177	133	
207 UN SO AFR	899	943	58670	54436	
400 U STATES			3807	3181	
	899	943	62654	57750	

Articles and Countries from which Imported	MONTH OF OCTOBER 1954		TEN MONTHS ENDED OCTOBER 1954		Class Number
	Quantities	Values (\$)	Quantities	Values (\$)	
OYSTERS SMELLED IN CANS 347 JAPAN 366 PORTUGAL 400 U STATES	QUART				2136
			11423	13012	
			125	195	
	6700	10217	33303	57061	
	6700	10217	44851	70268	
OYSTERS PREPARED PRESERVED NOP 100 U KINGDOM 231 HONG KONG 347 JAPAN 400 U STATES	LB				2137
			1344	329	
			14184	17565	
	1173	761	58250	35132	
	2630	2467	15477	9273	
	3803	3228	89255	62299	
SALMON CANNED PREPARED N O P 335 GERMANY W 400 U STATES	LB				2138
	1640	1504	6698	3796	
	1439	761	4420	3531	
	3079	2265	11118	7327	
PILCHARD CANNED 100 U KINGDOM 207 UN SO AFR 347 JAPAN	LB				2139
			250	92	
			152220	22118	
			135000	19622	
			287470	41832	
ANCHOVIES SARDINES CANNED 100 U KINGDOM 318 DENMARK 327 FRANCE 335 GERMANY W 344 ITALY 347 JAPAN 353 MOROCCO 354 NETHRLNDS 359 NORWAY 366 PORTUGAL 372 SPAIN 375 SWEDEN 388 YUGO SLAV 400 U STATES	LB				2140
	293	133	15581	5379	
			7926	3297	
			7902	3501	
			8113	2725	
	3000	1725	3934	2719	
			9000	1056	
			45307	15559	
			900	126	
	76327	42156	1105985	688006	
	55354	28483	191907	104621	
	500	74	39089	13829	
	2838	1152	46531	17112	
			11967	9482	
	4591	2606	75355	36135	
	142903	76329	1569497	903547	
TUNA FISH CANNED 347 JAPAN 363 PERU 366 PORTUGAL 400 U STATES	LB				2143
	107574	41692	1252152	546622	
	7014	2309	42489	14236	
			18281	8000	
	16811	11364	25432	17025	
	131399	55365	1338354	585883	
FISH PRESERVED IN OIL N O P 231 HONG KONG 318 DENMARK 327 FRANCE 335 GERMANY W 344 ITALY 347 JAPAN 354 NETHRLNDS 359 NORWAY 363 PERU 366 PORTUGAL 375 SWEDEN 400 U STATES					2144
		1466		16121	
		646		767	
				2097	
				4603	
				1017	
		3244		12536	
				246	
		108		274	
		6008		252652	
		123		3171	
		283		283	
				273	
		11878		294040	
FISH PREPARED OR PRESERVED NOP 100 U KINGDOM 231 HONG KONG 318 DENMARK 327 FRANCE 335 GERMANY W 344 ITALY 347 JAPAN 352 MEXICO 353 MOROCCO 354 NETHRLNDS 359 NORWAY 366 PORTUGAL 372 SPAIN 375 SWEDEN 400 U STATES					2145
		586		8076	
		1084		11969	
		3181		5317	
				1030	
				2307	
				592	
		2864		18088	
				4161	
				287	
		430		968	
		1848		9248	
		183		413	
		69		273	
		9459		392	
				191565	
		19704		254686	
HERRINGS CANNED 100 U KINGDOM 231 HONG KONG 335 GERMANY W 354 NETHRLNDS 359 NORWAY 375 SWEDEN 400 U STATES	LB				2146
	2730	548	73240	13411	
	72	55	1764	1266	
	12547	2327	72778	17134	
	5556	543	13034	2258	
	15420	3488	28484	7070	
	1612	450	12484	4874	
	641	249	3698	1308	
	38578	7660	205482	47321	
FISH OFFAL OR REFUSE 381 ALASKA 400 U STATES	CWT				2151
			38	384	
	5585	14061	21587	56387	
	5585	14061	21625	56771	
SPONGES OF MARINE PRODUCTION 100 U KINGDOM 316 CUBA 318 DENMARK 327 FRANCE 328 FR AFRICA 336 GREECE 344 ITALY 347 JAPAN 360 ISRAEL 379 TURKEY					2152
				432	
				12104	
				1227	
				7155	
				2959	
		565		16410	
		195		1770	
				247	
				1133	
				638	

Articles and Countries from which Imported	MONTH OF OCTOBER 1954		TEN MONTHS ENDED OCTOBER 1954		Class Number	
	Quantities	Values (\$)	Quantities	Values (\$)		
400 U STATES		1430		29332	2153	
FISHERY PRODUCTS		2190		73407		
100 U KINGDOM		218		1707	2153	
207 UN SO AFR				1779		
231 HONG KONG		1965		20973		
234 AUSTRALIA				86		
236 NEW ZEAL		5640		9040		
318 DENMARK		104		368		
335 GERMANY W		415		2334		
347 JAPAN		1845		15904		
352 MEXICO		278		2148		
359 NORWAY		235		1141		
361 PANAMA				1517		
375 SWEDEN				278		
400 U STATES		79967		819292		
FISH MEAL		90667		876647		2154
400 U STATES	CWT		10	88		2154
			10	88		
FUR SKINS CHINA AND JAP MINK	NO				2155	
100 U KINGDOM	1500	2540	1500	2540		
347 JAPAN			3000	7483		
400 U STATES	1000	3541	16252	44852		
FUR SKINS OPOSSUM UNDRRESSED	NO				2156	
400 U STATES			16178	6897		
FUR SKINS RACCOON UNDRRESSED	NO				2157	
400 U STATES			16178	6897		
FUR SKINS SHEEP LAMB UNDRRESSED	NO				2158	
100 U KINGDOM	11629	56646	14969	64337		
231 HONG KONG	2000	500	2000	500		
304 ARGENTINA	17895	29633	46980	82102		
400 U STATES	4138	6851	84385	231816		
	35662	93630	148334	378755		
FUR SKINS VISCACHA UNORESSED	NO				2159	
FUR SKINS WALLABY UNDRRESSED	NO				2160	
FUR SKINS MARINE UNDRRESSED	NO				2161	
100 U KINGDOM			10	300		
FUR SKINS FOX UNDRRESSED	NO				2162	
100 U KINGDOM			450	5478		
359 NORWAY			208	3108		
380 USSR			1320	14376		
400 U STATES	500	243	3647	45192		
FUR SKINS KOLINSKY UNDRRESSED	NO				2163	
100 U KINGDOM	2780	3208	27130	34351		
380 USSR			14420	27664		
400 U STATES			2100	4540		
	2780	3208	43650	66555		
FUR SKINS MINK UNDRRESSED	NO				2164	
100 U KINGDOM	1166	9222	5484	84606		
318 DENMARK			728	11255		
380 USSR			24420	37159		
381 ALASKA			75	1500		
400 U STATES	1772	25093	96683	1573133		
FUR SKINS MUSKRAT UNDRRESSED	NO				2165	
100 U KINGDOM	1518	4119	1518	4119		
400 U STATES	112030	114339	2095601	2240861		
	113548	118458	2097119	2244980		
FUR SKINS PERSIAN LAMB UNDRRESS	NO				2166	
100 U KINGDOM	20308	108138	148956	698476		
207 UN SO AFR			3760	20854		
301 AFGHAN			910	9232		
327 FRANCE			2112	10560		
375 SWEDEN	4552	24994	9392	50712		
380 USSR	4704	21736	49804	232891		
400 U STATES	56644	416927	683685	4490137		
	86208	571795	898619	5512862		
FUR SKINS RABBIT UNDRRESSED	NO					2167
234 AUSTRALIA	22572	3387	27830	4215		
327 FRANCE	5000	2183	115130	49314		
347 JAPAN			55000	21030		
400 U STATES	1640	588	223543	58791		
	29212	6158	421503	133350		
FUR SKINS SQUIRREL UNDRRESSED	NO				2168	
100 U KINGDOM	5500	2666	61822	24329		
305 AUSTRIA			1000	266		
317 CZECHO S			9191	2238		
326 FINLAND			80500	28941		
347 JAPAN			20400	7609		
354 NETHRLNDS			27000	20088		
375 SWEDEN			30000	23465		
380 USSR			126000	63693		
381 ALASKA			159	80		
400 U STATES	12000	3638	423434	192979		
	17500	6304	779506	363688		
FUR SKINS UNDRRESSED N O P	NO					2169
100 U KINGDOM	26434	58787	171359	265959		
231 HONG KONG			161600	178944		
234 AUSTRALIA			2500	4143		

IMPORTS INTO CANADA FOR CONSUMPTION

Articles and Countries from which Imported	MONTH OF OCTOBER 1954		TEN MONTHS ENDED OCTOBER 1954		Class Number
	Quantities	Values (\$)	Quantities	Values (\$)	
309 BRAZIL			205	804	
313 CHINA			1500	2345	
317 CZECHO S			3040	8423	
327 FRANCE			30000	15900	
335 GERMANY W			86	1404	
354 NETHRLNDS			5800	6206	
375 SWEDEN			46692	35489	
380 USSR	20	2910	127560	179856	
381 ALASKA			314	908	
400 U STATES	7653	77213	145719	850729	
	34107	138910	696375	1551110	
ABTRACHAM RUSSIAN HARE DRESSED					2171
RABBIT SKINS DRESSED N O P	00Z				2172
100 U KINGDOM	800	1778	1157	3006	
306 BELGIUM	100	865	3147	12814	
327 FRANCE			417	658	
400 U STATES	26	388	276	1511	
	926	3031	4997	17989	
FUR SKINS DRESSED N O P					2173
100 U KINGDOM		10943		46214	
304 ARGENTINA		158		352	
306 BELGIUM				4931	
309 BRAZIL				2683	
327 FRANCE				225	
335 GERMANY W		263		9224	
354 NETHRLNDS				1450	
372 SPAIN				479	
400 U STATES		221644		1430703	
		233008		1496261	
HATTERS FURS NOT ON THE SKIN	LB				2174
100 U KINGDOM	1800	5139	37695	120328	
234 AUSTRALIA			12500	19779	
306 BELGIUM	19292	20866	47732	86049	
327 FRANCE	2300	3454	65446	133120	
354 NETHRLNDS			4200	15714	
372 SPAIN			13800	21195	
400 U STATES	12731	31796	146851	370650	
	36123	61255	328224	766835	
FUR SKINS SHEEP DRESSED					2175
100 U KINGDOM		170		2249	
354 NETHRLNDS				1960	
400 U STATES		20222		211453	
		20392		215662	
MANUFACTURES OF FUR N O P					2181
100 U KINGDOM		15746		202776	
304 ARGENTINA				150	
305 AUSTRIA				961	
327 FRANCE				3076	
335 GERMANY W				162	
336 GREECE				2459	
344 ITALY				167	
347 JAPAN				650	
400 U STATES		67764		495927	
		83510		706328	
BRISTLES ANIMAL	LB				2191
100 U KINGDOM	2460	8239	30378	88069	
231 HONG KONG			16183	35132	
306 BELGIUM			10657	43735	
313 CHINA	20	105	1353	1278	
335 GERMANY W	220	708	2409	3941	
347 JAPAN	500	674	2677	2478	
352 MEXICO			2248	1893	
354 NETHRLNDS			146783	401814	
376 SWITZRLMO			9162	32250	
400 U STATES			4188	19748	
	3200	9726	226038	630338	
HAIR UNMANUFACTURED	LB				2192
100 U KINGDOM			31	123	
327 FRANCE			220	1730	
354 NETHRLNDS	25000	6305	127000	31311	
400 U STATES	279524	33905	1679280	219991	
	304524	40210	1806531	253155	
HORSE HAIR	LB				2193
100 U KINGDOM			742	2326	
304 ARGENTINA			1218	2112	
327 FRANCE			1042	2826	
352 MEXICO	423	513	2151	2853	
354 NETHRLNDS			50500	13905	
400 U STATES	13121	13788	153831	164679	
	13544	14301	209484	188701	
HAIR CURLED DYED N O P					2194
100 U KINGDOM				2199	
335 GERMANY W				139	
400 U STATES		252		6362	
		252		8700	
MANUFACTURES OF HAIR N O P					2195
100 U KINGDOM		1133		3283	
231 HONG KONG		2170		26898	
327 FRANCE		439		1403	
335 GERMANY W		3180		13949	
347 JAPAN		1558		5014	
400 U STATES		732		11455	
		9212		62002	
HORSE HIDES	NO				2200
400 U STATES			2319	22392	
			2319	22392	

Articles and Countries from which Imported	MONTH OF OCTOBER 1954		TEN MONTHS ENDED OCTOBER 1954		Class Number
	Quantities	Values (\$)	Quantities	Values (\$)	
CALF SKINS AND KIPS RAW	NO				2201
327 FRANCE	1096	6938	2096	15055	
334 ST PIERRE			1156	1153	
344 ITALY			500	5468	
365 POLAND			5100	18415	
375 SWEDEN			997	3250	
376 SWITZRLND	2125	16777	2625	21661	
400 U STATES	23766	73215	310904	1122323	
	26987	96930	323378	1187325	
CATTLE HIDES RAW	NO				2202
236 NEW ZEAL			1200	10067	
334 ST PIERRE			400	796	
354 NETHRLNDS			500	5578	
384 P RICO			1005	3944	
400 U STATES	23026	129706	297269	1725305	
	23026	129706	300374	1745690	
SHEEP SKINS RAW	NO				2203
100 U KINGDOM			35744	34318	
202 ADEM			6000	4949	
234 AUSTRALIA			1488	886	
236 NEW ZEAL			114235	116443	
304 ARGENTINA			52238	86590	
334 ST PIERRE			302	114	
335 GERMANY W			11070	15025	
372 SPAIN			9086	11883	
400 U STATES	52380	39130	423427	433176	
	52380	39130	653590	703384	
OTHER HIDES AND SKINS RAW NDP	NO				2204
335 GERMANY W			50000	8427	
366 PORTUGAL			820	1610	
400 U STATES			1400	2318	
			52220	12355	
GOAT SKINS AND KID SKINS RAW	NO				2205
207 UN SO AFR			4000	9717	
224 JAMAICA			1035	998	
309 BRAZIL			610	599	
400 U STATES			8615	6920	
			14260	18234	
HIDE SECTIONS OR BELLIES	NO				2206
100 U KINGDOM			2000	2048	
335 GERMANY W			1000	18281	
376 SWITZRLND			417	8436	
400 U STATES	28653	30812	348899	462712	
	28653	30812	352316	491477	
LEATHER DRESSED KID					2210
100 U KINGDOM		37452		435765	
327 FRANCE				409	
335 GERMANY W		4681		25169	
352 MEXICO		1818		9244	
354 NETHRLNDS				498	
372 SPAIN		4816		28686	
400 U STATES		33918		356520	
		82685		856291	
BELTING LEATHER IN BUTTS					2211
100 U KINGDOM		5604		53766	
317 CZECHO S				132	
327 FRANCE				3137	
400 U STATES		8280		91073	
		13884		148108	
LEATHER TANNED M D P					2213
100 U KINGDOM		7940		75640	
215 INDIA		9716		38916	
234 AUSTRALIA				126	
236 NEW ZEAL				1413	
306 BELGIUM				3374	
335 GERMANY W				193	
400 U STATES		23841		184809	
		41497		304471	
LEATHER DRESSED M O P					2215
100 U KINGDOM		79756		787307	
207 UN SO AFR				149	
215 INDIA				1391	
234 AUSTRALIA		1993		11769	
236 NEW ZEAL		955		2130	
306 BELGIUM				1354	
309 BRAZIL				1089	
318 DENMARK				1550	
327 FRANCE		12441		91271	
335 GERMANY W		7643		32053	
354 NETHRLNDS		156		4330	
366 PORTUGAL				384	
375 SWEDEN		1527		2088	
376 SWITZRLND				1139	
389 IRELAND				1058	
400 U STATES		96928		892837	
		201399		1831899	
CHAMOIS SKIN					2216
100 U KINGDOM		17897		275228	
234 AUSTRALIA		1810		2742	
236 NEW ZEAL				7226	
400 U STATES				12512	
		19707		297708	
PATENT AND UPHOLSTERY LEATHER					2217
100 U KINGDOM				1016	
400 U STATES		23204		134095	
		23204		135111	

IMPORTS INTO CANADA FOR CONSUMPTION

Articles and Countries from which Imported	MONTH OF OCTOBER 1954		TEN MONTHS ENDED OCTOBER 1954		Class Number
	Quantities	Values (\$)	Quantities	Values (\$)	
SOLE LEATHER					2218
100 U KINGDOM	LB 2397	1062	4919	2243	
234 AUSTRALIA			571	304	
335 GERMANY W			690	403	
400 U STATES	12734	9769	113929	47198	
	15131	10831	120109	50148	
SCRAP LEATHER					2219
400 U STATES		10087		63675	
		10087		63675	
PIG MOROCCO ROLLER LEATHERS					2220
100 U KINGDOM		32010		350544	
335 GERMANY W				504	
400 U STATES		4717		25303	
		36727		376351	
LEATHER FROM EAST INDIA KIP					2221
100 U KINGDOM		34733		616359	
335 GERMANY W				277	
		34733		616636	
LEATHER FOR GLOVES OR CLOTHING					2224
100 U KINGDOM		21850		370785	
309 BRAZIL				260	
335 GERMANY W				2964	
352 MEXICO				560	
375 SWEDEN		300		1887	
400 U STATES		116860		1158887	
		139010		1535343	
LEATHER FOR UPHOLSTERY LEATHER					2225
100 U KINGDOM		6421		114762	
400 U STATES		282		3766	
		6703		118528	
CRUST OIL LEATHER FOR CHAMOIS					2226
100 U KINGDOM		980		3872	
		980		3872	
BOOTS AND SHOES PEGGED LEATHER	PAIR				2231
100 U KINGDOM			221	674	
			221	674	
BOOTS AND SHOES MENS LEATHER	PAIR				2232
100 U KINGDOM	69302	136391	325091	1334853	
215 INDIA			3043	2406	
231 HONG KONG			1098	1134	
305 AUSTRIA	22	305	155	1064	
327 FRANCE			489	3789	
335 GERMANY W	184	1007	2054	9779	
344 ITALY	305	2092	1110	6777	
352 MEXICO			1432	3535	
354 NETHRLNDS	920	3619	2991	10292	
360 ISRAEL			138	828	
375 SWEDEN			267	1257	
376 SWITZRLND			563	5674	
389 IRELAND			612	2555	
400 U STATES	2356	18662	48174	263854	
	73089	162076	387217	1647797	
BOOTS AND SHOES WOMENS LEATHER	PAIR				2233
100 U KINGDOM	20721	76332	150465	562436	
215 INDIA	119	331	398	986	
231 HONG KONG	180	184	2619	1981	
305 AUSTRIA	21	343	103	936	
306 BELGIUM	50	170	95	564	
316 CUBA			8	62	
327 FRANCE	12	213	1487	11761	
335 GERMANY W	92	410	1341	6953	
344 ITALY	127	679	2618	7842	
352 MEXICO	33	92	7921	7449	
354 NETHRLNDS	1362	4355	3106	7504	
372 SPAIN			1188	978	
376 SWITZRLND	1520	13581	8635	72207	
400 U STATES	47759	161392	661721	2335646	
	71996	258082	841705	3017305	
BOOTS SHOES CHILDRENS LEATHER	PAIR				2234
100 U KINGDOM	2948	4269	195342	224144	
215 INDIA	3060	2428	29020	22766	
327 FRANCE	48	66	308	147	
335 GERMANY W	24	70	1089	3394	
344 ITALY			177	213	
354 NETHRLNDS	1908	5134	44736	48112	
400 U STATES	15811	27544	235098	397831	
	23799	39511	505770	696607	
GARMENTS LEATHER					2235
100 U KINGDOM		494		15103	
344 ITALY		254		254	
354 NETHRLNDS				204	
381 ALASKA				124	
400 U STATES		4722		16880	
		5470		32565	
GLOVES MITTS LEATHER					2236
100 U KINGDOM		113854		367381	
216 PAKISTAN				630	
306 BELGIUM				1358	
327 FRANCE		12324		86398	
335 GERMANY W		510		4957	
336 GREECE				3079	
344 ITALY		11788		33040	
347 JAPAN		2858		7785	
354 NETHRLNDS				5359	
359 NORWAY		546		546	
372 SPAIN				346	
381 ALASKA				300	

Articles and Countries from which Imported	MONTH OF OCTOBER 1954		TEN MONTHS ENDED OCTOBER 1954		Class Number
	Quantities	Values (\$)	Quantities	Values (\$)	
400 U STATES		3187		75682	
GLOVES OF KID WOMENS		145067		586861	2237
100 U KINGDOM		516		5787	
306 BELGIUM		667		16191	
317 CZECHO S				466	
327 FRANCE		28696		221122	
335 GERMANY W		12095		84990	
344 ITALY		10398		25982	
347 JAPAN				224	
376 SWITZRLNO				282	
400 U STATES		309		3445	
HARNESS AND SADDLERY		52681		358489	2238
100 U KINGDOM		4222		55653	
335 GERMANY W				3328	
344 ITALY				240	
400 U STATES		12518		136167	
LEATHER BELTING		16740		195388	2239
100 U KINGDOM		3314		17011	
327 FRANCE				1038	
335 GERMANY W				52	
354 NETHRLNDS				1324	
400 U STATES		5373		28549	
MFRS OF LEATHER OR RAWHIDE NOP		8687		47974	2241
100 U KINGDOM		14324		112625	
216 PAKISTAN		270		2535	
236 NEW ZEAL		479		479	
305 AUSTRIA				1128	
306 BELGIUM				436	
327 FRANCE		55		1107	
335 GERMANY W		3909		18492	
344 ITALY		3066		12879	
347 JAPAN		126		1190	
352 MEXICO				14364	
353 MOROCCO		605		2635	
354 NETHRLNDS				303	
372 SPAIN		61		61	
375 SWEDEN		951		1397	
376 SWITZRLND				1681	
400 U STATES		38790		415932	
SOLES AND HEELS LEATHER		62636		587244	2243
100 U KINGDOM		1391		17647	
400 U STATES		5573		64668	
SHOE LIFTS AND WELTING LEATHER		6964		82315	2244
100 U KINGDOM				131	
400 U STATES		2775		30181	
STRAPS LEATHER		2775		30312	2245
100 U KINGDOM		4358		69286	
318 DENMARK				912	
327 FRANCE				986	
335 GERMANY W		1208		8988	
344 ITALY				2871	
352 MEXICO				3070	
354 NETHRLNDS				1877	
376 SWITZRLND		904		6554	
400 U STATES		12757		111212	
BICYCLE SADDLES		19227		207756	2246
100 U KINGDOM	NO	1722	1730	56639	46878
335 GERMANY W		460	314	12213	8368
354 NETHRLNDS				26810	20379
400 U STATES		30	51	11012	13250
BEEF AND VEAL FRESH		2212	2095	106674	88875
100 U KINGDOM	LB			9090	3399
234 AUSTRALIA				50	50
236 NEW ZEAL		504	104	1889727	299002
381 ALASKA				233	128
389 IRELAND				332698	91826
400 U STATES		83871	37394	621104	289643
MUTTON AND LAMB FRESH		84375	37498	2852902	684048
100 U KINGDOM	LB			5356	2142
234 AUSTRALIA		194139	19966	2652599	463016
236 NEW ZEAL		2180	772	3903019	937790
400 U STATES		81494	26201	578899	213770
PORK FRESH		277813	46939	7139873	1616718
100 U KINGDOM	LB			850	213
234 AUSTRALIA		67284	20341	120264	36244
389 IRELAND				1191048	555962
POULTRY NOP GAME PARTRIDGE		67284	20341	1312162	592419
100 U KINGDOM			305		716
234 AUSTRALIA					34790
400 U STATES			9021		155556
RABBITS FROZEN FOR FOX FEED			9326		191062
MEATS FRESH N O P					
231 HONG KONG	LB	83	53	83	53

IMPORTS INTO CANADA FOR CONSUMPTION

Articles and Countries from which Imported	MONTH OF OCTOBER 1954		TEN MONTHS ENDED OCTOBER 1954		Class Number
	Quantities	Values (\$)	Quantities	Values (\$)	
316 CUBA	192	152	2982	3111	
400 U STATES	4904	1433	31941	21537	
EDIBLE OFFAL FRESH	5179	1638	35006	24701	2258
236 NEW ZEAL	LB 836	214	836	214	
400 U STATES	90846	20235	3479375	408072	
CHICKENS AND FOWL	91682	20449	3480211	408286	2259
100 U KINGDOM	LB		580	232	
389 IRELAND			206319	49313	
400 U STATES	125520	43366	2275371	618586	
TURKEYS	125520	43366	2482270	668131	2260
400 U STATES	LB 561500	230485	2981497	1242708	
BACON HAMS OTHER	561500	230485	2981497	1242708	2261
PORK PREPARED	LB		29361	14647	
100 U KINGDOM			80054	30042	
389 IRELAND	3468	2981	53454	27184	
400 U STATES	3468	2981	162869	71873	2262
BEEF CANNED	LB 36000	8134	181887	37821	
100 U KINGDOM	729451	254029	6270644	1963660	
234 AUSTRALIA			18000	5375	
236 NEW ZEAL			2349492	688830	
304 ARGENTINA	16200	5305	18000	5946	
309 BRAZIL			3000	1040	
318 DENMARK			7719	3788	
354 NETHRLNDS	660	426	1314015	426340	
362 PARAGUAY	36000	11675	148	116	
376 SWITZRLNO	148	116	478339	140181	
386 URUGUAY	19039	5225	157317	47276	
400 U STATES	837498	284910	10798561	3320373	2263
BEEF PICKLED	LB 2157650	261690	9601122	1689064	
400 U STATES	2157650	261690	9601122	1689064	2264
CANNED MEATS POULTRY	LB 24257	5735	185111	42303	
100 U KINGDOM	35360	12235	102050	34203	
234 AUSTRALIA			472925	183223	
236 NEW ZEAL			7200	2138	
304 ARGENTINA	7200	2138	58051	36197	
318 DENMARK	11151	7694	20942	14830	
327 FRANCE	4100	2562	29463	15099	
354 NETHRLNDS	2385	1210	2139196	769937	
400 U STATES	106761	33765	3014938	1097930	2265
EXTRACTS OF MEAT	191214	65339			
FLUID BEEF					
100 U KINGDOM		14174		40809	
234 AUSTRALIA				174284	
236 NEW ZEAL		17114		93403	
304 ARGENTINA				28780	
400 U STATES				26668	
MEATS PREPARED NOT CANNED		31288		363944	2266
400 U STATES	LB 2495	1464	21102	13457	
PORK BARRELLED IN BRINE	2495	1464	21102	13457	2267
PORK DRY SALTED	LB				2268
SAUSAGE	LB				2269
318 DENMARK			1140	1048	
354 NETHRLNDS			212	160	
400 U STATES	1455	913	25022	16107	
SOUPS SOME PREPARATIONS N O P	1455	913	26374	17315	2270
100 U KINGDOM		711		5672	
224 JAMAICA		496		1158	
304 ARGENTINA				9736	
306 BELGIUM				74	
327 FRANCE				1142	
354 NETHRLNDS		887		7823	
362 PARAGUAY				7951	
376 SWITZRLNO		3438		37953	
400 U STATES		21160		139552	
MILK SKIM POWDERED		26692		211061	2280
400 U STATES	LB		4196	1278	
MILK AND CREAM FRESH			4196	1278	2281
318 DENMARK	GAL 2070	4222	8306	19726	
400 U STATES	464	2672	10024	40159	
BUTTER	2534	6894	18330	59885	2282
100 U KINGDOM	LB 83	53	2749	1100	
400 U STATES	83	53	83	53	
CASEIN	83	53	2832	1153	2283
236 NEW ZEAL	LB 331	81	33360	7148	
304 ARGENTINA			331	81	
400 U STATES	2500	1069	49028	18794	
CHEESE	2831	1150	82719	26023	2284
100 U KINGDOM	LB 2883	1003	10786	5685	
304 ARGENTINA		462	116283	42504	
305 AUSTRIA	2664	1101	9160	3656	

Articles and Countries from which Imported	MONTH OF OCTOBER 1954		TEN MONTHS ENDED OCTOBER 1954		Class Number
	Quantities	Values (\$)	Quantities	Values (\$)	
318 DENMARK	103142	39707	915685	368275	
326 FINLAND			2052	770	
327 FRANCE	48136	26513	195717	104246	
335 GERMANY W	799	421	2179	1139	
344 ITALY	141691	72468	777579	400849	
354 NETHRLNDS	76296	29509	627129	240890	
359 NORWAY	12684	5080	56441	21038	
376 SWITZRLND	153974	87664	1197746	718172	
400 U STATES	29579	18141	583263	294304	
	572867	282069	4494020	2201528	
MILK CONDENSED OR EVAPORATED	LB				2285
100 U KINGDOM			9541	1065	
400 U STATES	2880	1359	22412	7927	
	2880	1359	31953	8992	
MILK WHOLE POWDERED	LB				2286
400 U STATES	2467	1136	11018	5731	
	2467	1136	11018	5731	
DRIED WHEY DRIED BUTTERMILK	LB				2287
400 U STATES			410045	27809	
			410045	27809	
OLEIC ACID DR RED OIL	LB				2288
100 U KINGDOM			52936	7694	
400 U STATES	100337	18996	959898	183683	
	100337	18996	1012834	191377	
STEARIC ACID	LB				2289
100 U KINGDOM	2000	273	225050	28314	
306 BELGIUM			6719	773	
400 U STATES	96600	12599	597636	92725	
	98600	12872	829405	121812	
LARD OIL	GAL				2291
400 U STATES	1983	3889	7276	15731	
	1983	3889	7276	15731	
NEATS FOOT OIL	GAL				2292
400 U STATES			83	75	
			83	75	
ANIMAL OIL N O P	GAL				2293
100 U KINGDOM			5829	5224	
389 IRELAND			450	271	
400 U STATES			4800	7433	
			11079	12928	
COD LIVER OIL	GAL				2294
100 U KINGDOM	1800	2316	5085	6797	
359 NORWAY	2870	4251	28345	45169	
400 U STATES	108	204	198	402	
	4778	6771	33628	52368	
FISH OIL N O P	GAL				2295
316 CUBA			1427	3439	
335 GERMANY W			1170	1542	
347 JAPAN	7586	54810	35032	226528	
393 TAIWAN	627	5114	627	5114	
400 U STATES	364667	272985	1420913	1037502	
	372880	332909	1459169	1274125	
SEAL OIL	GAL				2296
WHALE AND SPERMACE TI OIL	GAL				2297
100 U KINGDOM	2430	2410	7676	8788	
359 NORWAY			6540	7859	
400 U STATES	6529	6997	16564	20485	
	8959	9407	30780	37132	
HALIBUT LIVER OIL					2298
400 U STATES				3511	
				3511	
FISH OIL CONCENTRATED					2299
347 JAPAN		21575		60222	
400 U STATES		4366		112889	
		25941		173111	
FISH OIL FOR FORTIFYING					2300
100 U KINGDOM				3884	
347 JAPAN		6291		59286	
354 NETHRLNDS		598		3211	
400 U STATES				23249	
		6889		89630	
BEE SWAX	LB				2302
100 U KINGDOM			20160	12102	
236 NEW ZEAL			6818	3069	
316 CUBA			4030	2155	
320 DOM REP			7277	3548	
400 U STATES	9040	5036	102801	56618	
	9040	5036	141086	77492	
CANDLES N O P	LB				2303
100 U KINGDOM			127	75	
318 DENMARK	772	390	2027	900	
335 GERMANY W	2526	1139	2526	1139	
360 ISRAEL			1847	985	
375 SWEDEN	1575	520	1575	520	
400 U STATES	68236	26085	143154	50834	
	73079	28134	151256	54453	
GREASE RAUGH	CWT				2304
100 U KINGDOM	161	1250	1195	9479	
335 GERMANY W			220	2170	
354 NETHRLNDS	22	100	22	100	
400 U STATES	8976	63869	70774	521363	
	9159	65219	72211	533112	
LARD AND COMPOUNDS STEARINE	LB				2307
400 U STATES	60560	8709	1300414	196489	
	60560	8709	1300414	196489	

Articles and Countries from which Imported	MONTH OF OCTOBER 1954		TEN MONTHS ENDED OCTOBER 1954		Class Number
	Quantities	Values (\$)	Quantities	Values (\$)	
TALLOW	LB				2308
400 U STATES	118170	8668	3670373	273501	
	118170	8668	3670373	273501	
EGG ALBUMEN DRIED POWDERED ETC	LB				2315
231 HONG KONG	400	432	5800	6657	
313 CHINA			42400	38462	
318 DENMARK	2458	2825	8038	9856	
400 U STATES	39175	50496	259904	366060	
	42033	53753	316142	421035	
EGG YOLK DRIED POWDERED ETC	LB				2316
400 U STATES			635	672	
			635	672	
EGGS WHOLE DRIED POWDERED ETC	LB				2317
313 CHINA			13400	10536	
400 U STATES	150	116	89605	97495	
	150	116	103005	108031	
GELATINE INEDIBLE PHOTOGRAPHIC	LB				2320
400 U STATES			242918	374114	
			242918	374114	
ANIMAL GLANDS FOR MEDICINE					2321
400 U STATES		4075		28335	
		4075		28335	
BLOOD ALBUMEN AND BLOOD DRIED					2324
400 U STATES				6592	
				6592	
EGGS IN THE SHELL	00Z				2325
100 U KINGDOM			210	84	
231 HONG KONG	3366	1758	26422	14843	
354 NETHRLNOS			30	126	
400 U STATES	55352	30047	333048	747498	
	58718	31805	359710	762551	
EGGS YOLK OR ALBUMEN FROZEN	LB				2326
389 IRELAND			59584	9538	
400 U STATES			90662	62849	
			150246	72387	
GELATINE CAPSULES EMPTY					2328
100 U KINGDOM				637	
335 GERMANY W				349	
400 U STATES		18660		252239	
		18660		253225	
GELATINE EDIBLE	LB				2329
100 U KINGDOM	49008	24631	612902	285374	
234 AUSTRALIA	54900	22287	317510	117862	
306 BELGIUM	11038	5410	114979	52015	
327 FRANCE	9960	3397	191936	76892	
335 GERMANY W			1536	788	
354 NETHRLNDS			78532	30248	
400 U STATES	137782	97328	707201	430805	
	262688	153053	2024596	993984	
GELATINE N O P	LB				2331
100 U KINGDOM	10600	2426	78658	23000	
306 BELGIUM			132	62	
400 U STATES	4850	2993	12057	5988	
	15450	5419	90847	29050	
GLUE ANIMAL POWDERED OR SHEET	LB				2332
100 U KINGDOM	37560	5901	1113033	178118	
234 AUSTRALIA	5600	927	28000	4696	
400 U STATES	2124	606	63398	10500	
	45284	7434	1204431	193314	
GLUE N O P	LB				2333
100 U KINGDOM			47430	8272	
231 HONG KONG			80	113	
400 U STATES	8485	3195	72522	29037	
	8485	3195	120032	37422	
CATGUT WORMGUT UNMANUFACTURED					2335
GUT AND MANUFACTURES N O P					2336
100 U KINGDOM		899		3665	
234 AUSTRALIA				10785	
335 GERMANY W				618	
372 SPAIN		52		277	
400 U STATES		1365		22540	
		2316		37885	
HONEY	LB				2337
100 U KINGDOM	360	57	872	542	
236 NEW ZEAL			6000	914	
400 U STATES	722264	95171	2166241	301744	
	722264	95228	2173113	303200	
MANURES ANIMAL	CWT				2338
400 U STATES	519	1177	27401	55690	
	519	1177	27401	55690	
MUSK IN PODS DR GRAINS	0Z				2339
231 HONG KONG			960	17590	
			960	17590	
RENNET RAW AND PREPARED	LB				2340
318 DENMARK			5272	1955	
400 U STATES	1972	934	54493	37311	
	1972	934	59765	39266	
SAUSAGE CASINGS UNCLEANNED					2341
234 AUSTRALIA				31693	
236 NEW ZEAL		15497		181421	
400 U STATES		18153		80005	
		33650		293119	
SAUSAGE CASINGS CLEANED					2342
234 AUSTRALIA		15637		329682	
236 NEW ZEAL		158237		1717448	
335 GERMANY W		1509		1509	

Articles and Countries from which Imported	MONTH OF OCTOBER 1954		TEN MONTHS ENDED OCTOBER 1954		Class Number
	Quantities	Values (\$)	Quantities	Values (\$)	
TANKAGE					
400 U STATES		7517		18127	
		182900		2066766	
	CWT				2343
100 U KINGDOM			1000	1199	
236 NEW ZEAL			425	3316	
400 U STATES	3679	3284	32440	45075	
	3679	3284	33865	49590	
ANIMAL PRODUCTS N O P					
100 U KINGDOM		343		3749	
215 INDIA		61		61	
231 HONG KONG		1253		6650	
327 FRANCE		1669		4529	
344 ITALY				604	
347 JAPAN		4107		9373	
352 MEXICO				58	
400 U STATES		21509		177219	
		28942		202243	
HORSE MEAT AND OFFAL FOR FOXES	CWT				2345
400 U STATES	974	6747	16498	108494	
	974	6747	16498	108494	
DOG FOOD AND PET STOCK FOOD					
100 U KINGDOM		347		327	
354 NETHRLNDS		16703		347	
400 U STATES		17050		156010	
				156684	
TARIFF 206 254 635 679 686 699					
400 U STATES		1491		4406	2348
		1491		4406	

Articles and Countries from which Imported	MONTH OF OCTOBER 1954		TEN MONTHS ENDED OCTOBER 1954		Class Number
	Quantities	Values (\$)	Quantities	Values (\$)	
GROUP 3					
FIBRES TEXTILES AND PRODUCTS					
RAW COTTON					
214 A E SUDAN	LB		2765	854	3001
215 INDIA			117158	31748	
216 PAKISTAN	40000	14172	118400	39685	
306 BELGIUM			9746	2541	
309 BRAZIL			5213237	1540598	
311 BURMA			92601	27028	
322 EGYPT			467669	173891	
352 MEXICO	183537	60950	1353978	462132	
354 NETHRLNDS			34109	6329	
363 PERU	5664	2225	110607	42514	
400 U STATES	8123451	2811271	103789114	35790883	
	8352652	2888618	111309404	38118203	
COTTON LINTERS N O P					
306 BELGIUM	LB		764976	38622	3002
309 BRAZIL			253379	28683	
323 EL SALVD	50141	2460	427921	20874	
352 MEXICO			81792	5411	
363 PERU			13335	1947	
400 U STATES	1059955	84815	9521645	778372	
	1110096	87275	11063048	873909	
COTTON LINTERS FOR PAPER	LB				3003
BATTS BATTING WADDING COTTON					
100 U KINGDOM	LB	90	70	302	3004
400 U STATES		88432	44609	749806	
		88522	44679	750108	
CARDED SLIVER COTTON FIBRES	LB				3005
400 U STATES		750	400	4008	
		750	400	4008	
COTTON PULP FOR ART SILK YARN	LB				3006
COTTON THREAD					
100 U KINGDOM	LB	1907	5204	20652	3009
305 AUSTRIA				2345	
317 CZECHO S		4067	4331	4067	
327 FRANCE		169	899	892	
335 GERMANY W		55	414	166	
344 ITALY		2653	3838	8652	
354 NETHRLNDS		463	1104	3669	
376 SWITZRLND		1874	3510	4838	
400 U STATES		55175	84044	437589	
		66363	103344	482870	
COTTON YARNS SINGLES N O P					
100 U KINGDDM	LB	7403	8433	74811	3011
322 EGYPT				732	
400 U STATES		23280	23238	227102	
		30683	31671	302645	
YARNS SINGLES FOR KNIT GOODS	LB				3012
100 U KINGDOM		528	815	3658	
215 INDIA				3000	
344 ITALY				341	
400 U STATES		59403	44477	761416	
		59931	45292	768415	
COTTON YARNS N O P					
100 U KINGDOM	LB	986	1394	19138	3013
327 FRANCE				133	
354 NETHRLNDS				4480	
376 SWITZRLND				595	
400 U STATES		98884	106551	948761	
		99870	107945	973107	
CROCHET KNITTING COTTON N O P					
100 U KINGDOM	LB	13	76	998	3014
327 FRANCE		379	1565	10031	
335 GERMANY W				387	
354 NETHRLNDS		385	446	385	
400 U STATES		4442	8457	78975	
		5219	10544	90776	
CORDS AND TWINE COTTON N O P					
100 U KINGDOM	LB	8433	4244	76411	3015
400 U STATES		18487	20219	275079	
		26920	24463	351490	
COTTON YARNS TINSEL THREAD	LB				3017
100 U KINGDOM				1727	
327 FRANCE				570	
400 U STATES		3347	7773	49997	
		3347	7773	52294	
MERCERIZED YARNS 40 AND FINER	LB				3018
100 U KINGDOM		275	423	25974	
400 U STATES		372	594	3055	
		647	1017	29029	
COTTON YARNS HANKS FOR THREAD	LB				3019
100 U KINGDOM		75189	121240	843222	
305 AUSTRIA				15607	
400 U STATES		4044	6594	133339	
		79233	127834	992168	
COTTON YARN 2 PLY 80 AND FINER	LB				3020
100 U KINGDOM				11000	
				44287	
COTTON YARN SINGLES FOR THREAO	LB				3021
100 U KINGDOM		88556	98583	857082	
335 GERMANY W		189	282	189	
		88745	98865	857271	
				961184	
				282	
				961466	

IMPORTS INTO CANADA FOR CONSUMPTION

Articles and Countries from which Imported	MONTH OF OCTOBER 1954		TEN MONTHS ENDED OCTOBER 1954		Class Number
	Quantities	Values (\$)	Quantities	Values (\$)	
COTTON YARN TO BE MERCERIZED 100 U KINGDOM 305 AUSTRIA 400 U STATES	LB 9909 13868 23777	16457 15186 31643	178056 1100 107899 287055	286509 1392 94680 382581	3022
COTTON YARNS SINGLES 20 TO 40 100 U KINGDOM	LB 30070 30070	29407 29407	198401 198401	191878 191878	3023
COLOURED COT FAB NOP OVER 80 C 100 U KINGDOM 215 INDIA 305 AUSTRIA 306 BELGIUM 309 BRAZIL 317 CZECHO S 318 DENMARK 327 FRANCE 335 GERMANY W 344 ITALY 347 JAPAN 354 NETHRLNDS 365 POLAND 372 SPAIN 375 SWEDEN 376 SWITZRLND 400 U STATES	LB 50058 7615 46146 6553 2980 28549 2665 6253 28634 3952 7 282 993757 1177451	88242 9984 42866 8124 4567 38637 6022 7417 38127 4784 111 1978 1408581 1659440	695466 46317 584469 51213 32625 277878 34153 40232 274981 6798 8049 397 8856 12361623 14426799	1224982 46824 9518 544202 59 81131 836 48654 352415 76684 44462 411519 8045 6480 1381 44997 18043834 20946023	3026
COLOURED COT FAB NOP 50 TO 80 C 100 U KINGDOM 215 INDIA 306 BELGIUM 317 CZECHO S 335 GERMANY W 344 ITALY 347 JAPAN 354 NETHRLNDS 400 U STATES	LB 3211 9970 16938 60105 103120	2038 5965 12834 41218 71285	26035 543693 116707 2881 316 19505 1382 4677 591177 1306373	15706 308739 89949 2265 249 14311 872 3486 410492 846069	3027
COLOURED COT FAB NOP UNDER 50 C 100 U KINGDOM 215 INDIA 335 GERMANY W 400 U STATES	LB 31953 3049 35002	14555 1271 15826	14322 324264 1943 52422 392951	5799 144640 894 21259 172592	3028
COTTON DENIMS 100 U KINGDOM 215 INDIA 347 JAPAN 400 U STATES	LB 254475 254475	173703 173703	3443 15140 2165 1394020 1414768	6661 8150 1322 1012486 1028619	3029
HANDKERCHIEF COTTON BLEACHED 100 U KINGDOM 335 GERMANY W 400 U STATES	LB 3385 8800 12185	6057 7766 13823	27240 1902 8927 38069	49824 2335 8092 60251	3030
COTTON FABRIC NOT BLEACHED NOP 100 U KINGDOM 215 INDIA 235 TRINIDAD 231 HONG KONG 305 AUSTRIA 306 BELGIUM 317 CZECHO S 335 GERMANY W 347 JAPAN 354 NETHRLNDS 365 POLAND 372 SPAIN 400 U STATES	LB 178 165501 165501 4730 2563 5890 1295 2202 784147 966506	198 67602 67602 3059 2892 5107 663 1588 478634 559743	61994 1549004 8818 329 21898 114181 18392 21897 4385 63305 11161 301631 7096698 9273693	80379 705212 4975 187 17947 64160 16406 18299 2382 41860 6994 192610 4608672 5760083	3031
CANTON FLANNELS NOT COLOURED 100 U KINGDOM 215 INDIA 306 BELGIUM 335 GERMANY W 347 JAPAN 354 NETHRLNDS 365 POLAND 376 SWITZRLND 400 U STATES	LB 7193 2640 1917 11380 5679 3059 16622 100445 148935	14180 1830 1562 12931 4741 3487 10492 105637 154860	154648 6143 12663 106312 17313 59095 58658 925206 1340311	284863 4368 9537 103684 12813 53018 39664 992 1144176 1653115	3032
TOWELLING IN THE WEB 100 U KINGDOM 335 GERMANY W 354 NETHRLNDS 400 U STATES	LB 1947 2907 4854	1744 1901 3645	1954 15459 1947 26583 45943	2019 12207 1744 23193 39163	3033
VOILES SCRIMS NOT COLOURED 100 U KINGDOM 335 GERMANY W 365 POLAND 376 SWITZRLND 400 U STATES	LB 40 11227 11267	296 14249 14545	12288 3092 18121 4918 167379 205798	25366 4550 21003 22956 224603 298478	3034
COTTON FABRICS BLEACHED N O P 100 U KINGDOM 306 BELGIUM	LB 5673	9500	59292 827	94671 426	3035

Articles and Countries from which Imported	MONTH OF OCTOBER 1954		TEN MONTHS ENDED OCTOBER 1954		Class Number
	Quantities	Values (\$)	Quantities	Values (\$)	
317 CZECHOSLOVAKIA	570	610	1141	1461	3036
327 FRANCE			278	265	
335 GERMANY W	532	709	16433	19165	
354 NETHERLANDS	5945	7734	7189	9111	
365 POLAND			10008	6264	
376 SWITZERLAND	59	299	2721	11793	
400 U STATES	47517	43714	482150	488015	
	60296	62566	580039	631171	
COTTON CHEESECLOTH AND GAUZE	LB				
100 U KINGDOM	5262	7287	58693	72149	
215 INDIA			15149	7505	
347 JAPAN			3505	3240	
400 U STATES	250342	217226	2383611	1964131	
	255604	224513	2460958	2047025	
POPLIN BLEACHED NOT COLOURED	LB				3037
100 U KINGDOM	3000	5878	28108	56665	
335 GERMANY W			12290	14545	
347 JAPAN	1971	1819	1971	1819	
354 NETHERLANDS	415	523	415	523	
400 U STATES	8022	8505	89667	106958	
	13408	16725	132451	180510	
COTTON FABRICS COUNT 100	LB				3039
100 U KINGDOM	29699	98107	461641	1532267	
376 SWITZERLAND			17	104	
400 U STATES	648	1235	829	1697	
	30347	99342	462487	1534068	
COTTON FABRICS CUT PILE NO P	LB				3040
100 U KINGDOM	269	719	4136	10582	
327 FRANCE	1234	2100	5482	9663	
335 GERMANY W	3121	6943	20879	46648	
344 ITALY			427	1037	
347 JAPAN	1398	2414	3380	5099	
354 NETHERLANDS			132	176	
400 U STATES	5966	10103	60262	101802	
	11288	22279	94698	175007	
COTTON FABRIC FOR TYPE RIBBON	LB				3041
100 U KINGDOM	7561	32294	88291	333499	
400 U STATES	478	4962	3674	37336	
	8039	37256	91965	370835	
COTTON FABRIC BILLIARD CLOTH	LB				3042
SAILCLOTH EGYPTIAN COTTON	LB				3043
100 U KINGDOM			2868	5858	
344 ITALY			83	213	
400 U STATES			238	929	
			3189	7000	
FILTER CLOTH FOR MINING	LB				3044
100 U KINGDOM			4037	5343	
400 U STATES			592	546	
			4629	5889	
COTTON FABRIC KNITTED	LB				3045
100 U KINGDOM	13234	20247	157317	246903	
400 U STATES	13989	22820	265185	367859	
	27223	43067	422502	614762	
COTTON SHADOW CRETONNES	LB				3046
100 U KINGDOM			790	1420	
			790	1420	
COTTON GABARDINES	LB				3047
100 U KINGDOM	4796	7246	45299	118269	
400 U STATES	2637	3760	10886	14932	
	7433	11006	56185	133201	
COTTON FABRICS 80 TO 99 COUNT	LB				3048
100 U KINGDOM	1256	4377	12802	43347	
376 SWITZERLAND			315	1457	
400 U STATES	1476	1836	4987	8062	
	2732	6213	18104	52866	
COTTON FABRICS CUT WEFT PILE	LB				3049
100 U KINGDOM	13420	36731	165788	465676	
306 BELGIUM			1159	2531	
327 FRANCE	164	324	3226	5141	
335 GERMANY W			1279	3096	
344 ITALY	506	1337	1598	4549	
347 JAPAN	17717	24829	66190	84403	
354 NETHERLANDS			51980	61298	
400 U STATES	91431	122975	742381	1004509	
	123238	186196	1033601	1631203	
COTTON FABRICS FOR BOOK COVERS	LB				3050
100 U KINGDOM	12305	10144	116510	108114	
400 U STATES	3208	3426	36923	43597	
	15513	13570	153441	151711	
LACE NOT COLOURED FOR CLOTHING	LB				3051
100 U KINGDOM	417	1728	7456	24659	
305 AUSTRIA	4906	19482	135523	492913	
306 BELGIUM	30	264	551	1519	
327 FRANCE	1168	9000	18153	109767	
335 GERMANY W			257	663	
354 NETHERLANDS			95	228	
367 AZORES			18	346	
376 SWITZERLAND	588	5545	9918	60230	
390 GERMANY E			156	1590	
400 U STATES	11953	57554	177205	852569	
	19062	93573	349332	1544484	
LACE COLOURED FOR CLOTHING	LB				
100 U KINGDOM	60	322	1705	4580	
305 AUSTRIA			6175	25525	
327 FRANCE	88	716	2262	15759	
335 GERMANY W			817	2626	

Articles and Countries from which Imported	MONTH OF OCTOBER 1954		TEN MONTHS ENDED OCTOBER 1954		Class Number
	Quantities	Values (\$)	Quantities	Values (\$)	
376 SWITZRLND			177	2105	
400 U STATES	1258	6322	11966	64617	
EMBROIDERIES COTTON N O P	1406	7360	23102	115212	
100 U KINGDOM	LB 748	1493	4887	12002	3053
215 INDIA			1423	6758	
231 HONG KONG			62	309	
305 AUSTRIA	33	339	2927	15477	
306 BELGIUM			1482	3553	
327 FRANCE	385	2084	2023	14252	
335 GERMANY W			36	151	
354 NETHRLNDS	250	997	1361	4745	
376 SWITZRLND	514	6778	10494	79898	
400 U STATES	369	1893	8159	29816	
LACE BOBBINET NETS COTTON N O P	2299	13584	32854	166961	
100 U KINGDOM	LB 1729	4352	20740	58244	3054
215 INDIA	47	297	2623	19324	
231 HONG KONG	36	248	2013	8714	
305 AUSTRIA	6	53	202	1306	
306 BELGIUM	49	171	158	1031	
327 FRANCE	156	972	1246	8987	
335 GERMANY W	26	122	476	875	
347 JAPAN	1450	1326	2505	2883	
354 NETHRLNDS	388	1159	954	3186	
376 SWITZRLND	172	2161	674	8768	
400 U STATES	1134	1933	8601	28921	
WHITE COTTON BOBBINET PLAIN	5193	12794	40192	142239	
100 U KINGDOM	YD 22096	9983	159639	62178	3055
GLOVES COTTON	22096	9983	159639	62178	
100 U KINGDOM	DZ PR 2670	27738	30066	258181	3064
231 HONG KONG	211	842	4879	13833	
232 MALTA			1023	8008	
305 AUSTRIA	316	2231	316	2231	
306 BELGIUM			10	145	
313 CHINA			100	234	
317 CZECHO S	50	205	50	205	
327 FRANCE	517	6057	2950	33827	
335 GERMANY W	5254	29252	50886	299013	
336 GREECE			571	3594	
344 ITALY	1169	8628	27459	165567	
347 JAPAN	1456	5616	35264	103256	
354 NETHRLNDS			48	147	
390 GERMANY E	850	3247	11152	49428	
400 U STATES	1756	7482	20018	93013	
SOCKS AND STOCKINGS COTTON	14249	91298	184792	1029882	
100 U KINGDOM	DZ PR 10353	36592	106295	324775	3065
231 HONG KONG	100	137	100	137	
318 DENMARK			101	605	
327 FRANCE			106	1340	
344 ITALY			1025	3141	
354 NETHRLNDS	9	57	220	954	
372 SPAIN	500	2079	2045	8843	
400 U STATES	3935	13984	161366	458093	
SHIRTS COTTON NOT KNITTED	14897	52849	271258	797888	
100 U KINGDOM	LB 545	2749	9672	45581	3066
215 INDIA	5572	6213	5572	6213	
224 JAMAICA			10	178	
231 HONG KONG	115	115	1389	3178	
305 AUSTRIA	197	693	2523	8252	
327 FRANCE			96	141	
335 GERMANY W			72	180	
344 ITALY			356	1809	
347 JAPAN	471	640	1205	2107	
352 MEXICO	51	263	431	2463	
354 NETHRLNDS	22	137	254	442	
376 SWITZRLND	381	831	2640	10074	
380 USSR			16	119	
383 HAWAII			261	1032	
400 U STATES	17710	35195	104043	248495	
UNDERWEAR COTTON KNITTED	25064	46836	128540	330264	
100 U KINGDOM	LB 9766	16564	141223	281923	3067
306 BELGIUM			1077	1728	
354 NETHRLNDS			2840	4953	
376 SWITZRLND			106	667	
400 U STATES	3728	7885	65121	130232	
COTTON CLOTHING N O P WOVEN	13494	24449	210367	419495	
100 U KINGDOM	LB 4457	14263	36761	129842	3068
224 JAMAICA			124	1238	
231 HONG KONG	357	655	689	1452	
305 AUSTRIA	89	567	2864	13171	
306 BELGIUM	25	114	521	1802	
317 CZECHO S			182	215	
318 DENMARK			58	268	
327 FRANCE	40	455	569	4767	
335 GERMANY W	1144	2112	2413	6225	
337 GUATEMALA			184	889	
340 HUNGARY			175	1324	
344 ITALY	72	685	1497	10681	
347 JAPAN	1442	1988	4144	6468	

Articles and Countries from which Imported	MONTH OF OCTOBER 1954		TEN MONTHS ENDED OCTOBER 1954		Class Number
	Quantities	Values (\$)	Quantities	Values (\$)	
352 MEXICO	25	177	1211	5025	
354 NETHRLNDS	191	395	8921	14291	
366 PORTUGAL			307	914	
367 AZORES	51	291	975	5266	
376 SWITZRLND	75	1164	3726	32669	
383 HAWAII			1449	8648	
384 P RICO			15	219	
400 U STATES	45478	102709	510259	1306202	
	53446	125575	577044	1551576	
DRESSES WVN COTT WOMENS CHLDNS	NO				3069
100 U KINGDOM			475	4213	
224 JAMAICA			137	1005	
305 AUSTRIA			4	60	
306 BELGIUM			7	177	
327 FRANCE	259	1234	812	4598	
335 GERMANY W			54	504	
344 ITALY	36	417	153	1197	
352 MEXICO	16	157	16	157	
364 PHIL			885	368	
367 AZORES			768	1676	
375 SWEDEN	12	64	62	344	
376 SWITZRLND			217	1918	
383 HAWAII			978	6727	
400 U STATES	9526	27209	273690	837286	
	9849	29081	278258	860230	
SMOCKS OVRALLS WVN COTTON MENS	LB				3070
100 U KINGDOM			267	452	
354 NETHRLNDS	1088	1515	1276	1736	
400 U STATES	13376	18363	104609	153419	
	14464	19878	106152	155607	
RAINCOATS WATERPROOFED COTTON	NO				3071
100 U KINGDOM	487	4352	10917	103874	
335 GERMANY W	661	7766	5679	44968	
360 ISRAEL	67	502	507	3284	
375 SWEDEN			9	116	
400 U STATES	405	2637	8252	30832	
	1620	15257	25364	183074	
CLTHG NOP COTT KNIT INFTS CHLO	LB				3072
100 U KINGDOM	13875	23504	115174	211041	
306 BELGIUM			83	270	
335 GERMANY W	163	580	615	2453	
347 JAPAN			1473	2066	
354 NETHRLNDS	62	115	2097	5792	
400 U STATES	3963	12339	66696	178674	
	18063	36538	186138	400296	
CLTHG NOP COTT KNIT WOMNS GRLS	LB				3073
100 U KINGDOM	1421	3692	49427	111146	
231 HONG KONG			61	323	
305 AUSTRIA			148	2371	
306 BELGIUM			613	1426	
327 FRANCE			40	158	
335 GERMANY W			57	668	
340 HUNGARY			44	63	
344 ITALY	15	160	54	529	
354 NETHRLNDS			62	132	
376 SWITZRLND			157	901	
400 U STATES	9219	16965	50967	121145	
	10655	20817	101630	238862	
CLTHG NOP COTT KNIT MENS BOYS	LB				3074
100 U KINGDOM	3340	5827	69706	144176	
215 INDIA			140	266	
327 FRANCE			78	313	
335 GERMANY W			908	1416	
354 NETHRLNDS	2216	3785	10240	18639	
376 SWITZRLND			397	3079	
400 U STATES	7189	18591	86132	192087	
	12745	28203	167601	366976	
BAGS COTTON	LB				3082
100 U KINGDOM	40	158	264	474	
400 U STATES	3064	2653	37913	30373	
	3104	2811	38177	30847	
BELTING OF COTTON	LB				3083
100 U KINGDOM	9839	5910	33502	36026	
400 U STATES	6711	12811	78084	141526	
	16550	18721	111586	177552	
BLANKETS OF COTTON	LB				3084
100 U KINGDOM	3234	3101	70546	52169	
306 BELGIUM	11284	8063	113318	79030	
335 GERMANY W	2255	899	127808	85531	
347 JAPAN	3900	3126	4240	3387	
354 NETHRLNDS	23872	11806	78703	51395	
400 U STATES	30445	27273	228200	208161	
	74990	54268	622815	479673	
TAPE AND WEBBING HOOK AND EYE	LB				3085
100 U KINGDOM			371	1218	
400 U STATES	70	235	4600	11813	
	70	235	4971	13031	
BRAIDED WICK FOR CANDLES					3086
100 U KINGDOM				1330	
400 U STATES		2328		31034	
		2328		32364	
CURTAINS COTTON N O P	LB				3087
100 U KINGDOM	534	1313	5884	16997	
335 GERMANY W			43	259	
347 JAPAN			1382	1924	
376 SWITZRLND			268	2842	

Articles and Countries from which Imported	MONTH OF OCTOBER 1954		TEN MONTHS ENDED OCTOBER 1954		Class Number
	Quantities	Values (\$)	Quantities	Values (\$)	
400 U STATES	10525	19824	95930	163593	3088
TABLE AND TRAY CLOTHS COTTON	11059	21137	103507	185615	
100 U KINGDOM	11280	24806	75088	167190	
215 INDIA			66	109	
231 HONG KONG	13996	20885	55191	116558	
305 AUSTRIA			998	4752	
306 BELGIUM			2347	3458	
313 CHINA			796	2110	
327 FRANCE			768	3568	
335 GERMANY W			1453	4693	
344 ITALY	14	68	728	964	
347 JAPAN	11025	10330	50822	48361	
352 MEXICO			534	1019	
354 NETHRLNDS	2489	4128	57820	79820	
366 PORTUGAL			51	411	
367 AZORES	192	1344	1401	6441	
372 SPAIN			21	55	
373 CANARY IS			584	1291	
376 SWITZRLND	271	2116	4657	28330	
400 U STATES	6592	10740	83944	134319	
DUCK SEAMLESS COTTON FOR HOSE	45859	74417	337269	603449	3089
400 U STATES			453	677	
FRINGES AND TASSELS COTTON			453	677	3090
400 U STATES	100	232	1666	4334	
HANDKERCHIEFS COTTON	100	232	1666	4334	3091
180 U KINGDOM	17658	50714	202790	575769	
231 HONG KONG	49	326	875	2955	
305 AUSTRIA	124	1770	811	6927	
306 BELGIUM	27	519	79	1386	
317 CZECHO S	1377	2751	6410	16873	
327 FRANCE	92	618	368	1974	
344 ITALY	14	88	255	1460	
347 JAPAN	28579	35394	125019	154823	
354 NETHRLNDS	79	156	1231	3334	
376 SWITZRLND	5094	56175	20679	247399	
400 U STATES	4950	10301	24006	62853	
LADDER TAPES FOR BLINDS	58043	158812	382523	1074953	3092
100 U KINGDOM	3176	4023	19576	27222	
400 U STATES	723	644	11621	10513	
MANTLE STOCKING FOR GAS LIGHT	3899	4667	31197	37735	3093
400 U STATES				235	
QUILTS COUNTERPANS COTTON				235	3094
100 U KINGDOM	1327	2318	22330	26469	
215 INDIA	187	276	5641	5913	
306 BELGIUM			593	982	
344 ITALY	452	548	2200	2017	
347 JAPAN			7877	5489	
354 NETHRLNDS	594	1011	13069	16131	
400 U STATES	101472	116806	1216009	1375964	
SHEETS COTTON	104032	120959	1267719	1432965	3095
100 U KINGDOM	6203	7528	25044	29836	
306 BELGIUM	2949	1822	22929	14783	
354 NETHRLNDS	136	146	3368	3511	
366 PORTUGAL	226	559	388	1076	
367 AZORES	504	1246	4016	10921	
376 SWITZRLND			1058	729	
381 ALASKA			420	1340	
400 U STATES	149223	159387	1108080	1195948	
TOWELS COTTON	159241	170688	1165303	1258144	3096
100 U KINGDOM	2534	2670	45211	48465	
215 INDIA			1366	784	
231 HONG KONG			1375	1700	
306 BELGIUM	463	449	875	1057	
335 GERMANY W			281	405	
347 JAPAN	7006	4605	34954	20415	
354 NETHRLNDS	1961	2568	31598	37746	
376 SWITZRLND			79	123	
381 ALASKA			106	126	
400 U STATES	228336	219191	1997883	2033411	
COTTON MANUFACTURES N O P	240300	229483	2113728	2143832	3097
100 U KINGDOM	15193	25192	123626	193206	
231 HONG KONG	420	395	3841	6372	
234 AUSTRALIA			100	118	
305 AUSTRIA	40	56	224	999	
306 BELGIUM	944	1224	25673	32559	
313 CHINA			264	498	
317 CZECHO S			717	865	
327 FRANCE	95	173	3912	5995	
335 GERMANY W			8664	6119	
344 ITALY			80	202	
347 JAPAN	440	760	8184	6672	
354 NETHRLNDS	372	513	22144	21063	
359 NORWAY			79	201	
360 ISRAEL			750	662	
367 AZORES			7	89	
376 SWITZRLND	233	588	2503	6190	

Articles and Countries from which Imported	MONTH OF OCTOBER 1954		TEN MONTHS ENDED OCTOBER 1954		Class Number
	Quantities	Values (\$)	Quantities	Values (\$)	
381 ALASKA			150	448	3098
390 GERMANY E	79	338	129	745	
400 U STATES	86736	109428	841114	1199544	
	104552	138667	1042161	1482547	
WASH CLOTHS BATH MATS COTTON	LB				3100
100 U KINGDOM			1116	1464	
231 HONG KONG			2773	1556	
306 BELGIUM			1392	978	
313 CHINA			500	263	
317 CZECHO S			2392	2449	
335 GERMANY W			310	630	
347 JAPAN			3873	3561	
354 NETHRLNDS			6960	3067	
400 U STATES	83382	98888	565556	677937	
	83382	98888	584872	691905	
PILLOW CASES COTTON	LB				3110
100 U KINGDOM	11305	23663	78210	144252	
231 HONG KONG	10459	16351	63200	104880	
313 CHINA			2002	3547	
347 JAPAN	42374	31602	188459	153625	
354 NETHRLNDS	62	64	62	64	
366 PORTUGAL	1919	5937	3235	10149	
367 AZORES	1010	2975	15831	48287	
373 CANARY IS			1031	2148	
376 SWITZRLND			359	679	
381 ALASKA			200	234	
400 U STATES	23457	26120	227531	281127	
	90586	106712	580120	748989	
FLAX FIBRE AND TOW	CWT				3111
306 BELGIUM	287	7923	287	7923	
309 BRAZIL			1117	7683	
400 U STATES	33	1511	609	19136	
	320	9434	2013	34742	
HEMP DRESSED OR UNDRESSED	CWT				3112
335 GERMANY W			443	2882	
344 ITALY			984	19487	
400 U STATES			851	11051	
			2278	33420	
JUTE AND JUTE BUTTS	CWT				3113
100 U KINGDOM			156	1023	
216 PAKISTAN			17009	244008	
371 THAILAND			1160	4860	
400 U STATES			643	4885	
			18968	254776	
OAKUM OF FLAX HEMP OR JUTE	CWT				3114
100 U KINGDOM			352	5821	
354 NETHRLNDS	799	6970	5929	51487	
381 ALASKA			20	206	
400 U STATES	1521	28456	14631	262578	
	2320	35426	20932	320092	
BATTS WADDING VEGETABLE FIBRES	LB				3115
400 U STATES			5792	1694	
			5792	1694	
YARNS JUTE SINGLES N O P	LB				3121
100 U KINGDOM	116146	21919	939228	167777	
215 INDIA	22488	4079	130006	23877	
306 BELGIUM			80281	14887	
	138634	25998	1149515	205941	
YARNS VEGETABLE FIBRE SINGLES	LB				3122
100 U KINGDOM	1772	941	62600	27838	
306 BELGIUM			302000	42299	
344 ITALY	2958	1328	55215	18999	
352 MEXICO			3030	343	
354 NETHRLNDS			58964	10881	
400 U STATES	524	154	1424	360	
	5254	2423	483233	100720	
YARNS CORDS TWINE OF JUTE N O P	LB				3123
100 U KINGDOM	36596	7657	289656	65293	
306 BELGIUM			127600	17680	
316 CUBA			1650	239	
352 MEXICO			99270	15089	
400 U STATES	3812	951	50433	11887	
	40408	8608	568609	110188	
YARNS CORDS TWINE VEG FIB N O P	LB				3124
100 U KINGDOM	37130	12615	727728	199006	
231 HONG KONG			500	127	
306 BELGIUM	5994	1080	144896	24127	
316 CUBA			16000	2544	
318 DENMARK	2382	907	54722	9142	
344 ITALY			16009	6330	
352 MEXICO	119793	15369	1087615	148897	
354 NETHRLNDS	12500	2614	100492	16590	
389 IRELAND			14146	3425	
400 U STATES	17120	6207	215667	104732	
	194919	38792	2377775	514920	
LINEN THREAD FOR SEWING	LB				3125
100 U KINGDOM	19891	38707	195547	377945	
327 FRANCE			502	579	
335 GERMANY W			539	1033	
376 SWITZRLND			154	224	
400 U STATES	175	472	2403	6302	
	20066	39179	199145	386083	
YARNS VEG FIBRE FOR WEAVING	LB				3126
100 U KINGDOM	38261	23586	235450	138704	
215 INDIA	56930	10951	126032	23672	
306 BELGIUM			73623	13646	

IMPORTS INTO CANADA FOR CONSUMPTION

Articles and Countries from which Imported	MONTH OF OCTOBER 1954		TEN MONTHS ENDED OCTOBER 1954		Class Number
	Quantities	Values (\$)	Quantities	Values (\$)	
400 U STATES	4341	1179	149508	47509	
CANVAS TWINE OF FLAX FOR SAILS	99532	35716	584613	223531	3131
100 U KINGDOM				1179	
400 U STATES				391	
FABRICS CHIEFLY FLAX OR HEMP				1570	3132
100 U KINGDOM	LB 41767	49454	465093	702525	
306 BELGIUM			1415	1501	
327 FRANCE			101	365	
344 ITALY	88	254	3545	13734	
364 PHIL			220	128	
367 AZORES			38	406	
375 SWEDEN			287	710	
376 SWITZRLND			199	496	
400 U STATES	154	822	4603	14003	
FABRICS JUTE UNBLEACHED N O P	YD 42009	50530	475501	733868	3134
100 U KINGDOM	8829	2453	388410	96493	
215 INDIA	13354925	1118818	85833305	7475705	
305 AUSTRIA			258738	59486	
306 BELGIUM	127000	9326	2041466	179165	
327 FRANCE	160000	23771	1083000	136568	
335 GERMANY W	110270	14616	285834	48213	
340 HUNGARY	100000	11882	1060000	116973	
344 ITALY	100000	12137	300000	33797	
347 JAPAN	50000	3685	166000	16272	
354 NETHRLNDS	168433	41491	763984	166852	
400 U STATES	6974	4572	1308858	163666	
FABRICS OF JUTE N O P	YD 14186431	1242751	93489595	8493187	3135
100 U KINGDOM	4050	1016	52085	22111	
305 AUSTRIA			628	348	
400 U STATES	308	174	11265	3429	
FABRIC JUTE 12INS WIDE OR LESS	LB 4358	1190	63978	25888	3136
215 INDIA	17460	3387	236317	46497	
306 BELGIUM			2250	558	
FAB VEG FIB 12INS WIDE OR LESS	LB 17460	3387	238567	47055	3137
100 U KINGDOM	14391	21731	186518	259227	
305 AUSTRIA			155	2470	
327 FRANCE			471	1594	
335 GERMANY W	967	2768	4088	12090	
347 JAPAN	7252	5178	9967	7353	
354 NETHRLNDS			313	359	
400 U STATES	24540	31768	301919	412486	
FABRICS VEG FIBRE N O P CUT PILE	YD 47150	61445	503431	695579	3138
100 U KINGDOM	6490	1566	55107	22349	
306 BELGIUM	4878	1714	19368	5050	
327 FRANCE	163	497	163	497	
335 GERMANY W	2040	734	2040	734	
344 ITALY			497	1888	
352 MEXICO			1459	430	
354 NETHRLNDS			960	746	
375 SWEDEN			200	193	
400 U STATES	1719	2703	16541	21604	
TOWELLING TABLE CLOTHS IN WEB	LB 15290	7214	96335	53491	3139
100 U KINGDOM	7039	8936	144522	167009	
306 BELGIUM			2428	2343	
317 CZECHO S	1437	1204	2418	2051	
344 ITALY			680	2663	
365 POLAND	478	291	7447	3786	
400 U STATES	65	187	1267	1540	
WOVEN DRESS LINENS	LB 9019	10618	158762	179392	3140
100 U KINGDOM			1993	3795	
CLOTHING VEGETABLE FIBRES N O P	LB 1993		1993	3795	3162
100 U KINGDOM	182	391	3641	21650	
231 HONG KONG			285	868	
317 CZECHO S			99	318	
327 FRANCE			84	840	
335 GERMANY W			26	128	
344 ITALY	63	84	384	1079	
347 JAPAN			345	491	
352 MEXICO			20	195	
359 NORWAY			806	2444	
360 ISRAEL			161	1021	
367 AZORES			536	2752	
370 ROUMANIA			94	1164	
376 SWITZRLND			20	249	
400 U STATES	1693	3981	17559	53390	
BAGS OF HEMP LINEN JUTE SISAL	LB 1938	4456	24060	86589	3171
100 U KINGDOM			1427	487	
215 INDIA			45000	5467	
344 ITALY	675	240	675	248	
400 U STATES			399226	183777	
CARPETING RUGS HEMP JUTE SISAL	LB 675	240	446328	109971	3172
100 U KINGDOM				101935	
215 INDIA		11882		6963	
306 BELGIUM		5457		70232	

Articles and Countries from which Imported	MONTH OF OCTOBER 1954		TEN MONTHS ENDED OCTOBER 1954		Class Number
	Quantities	Values (\$)	Quantities	Values (\$)	
327 FRANCE				609	
335 GERMANY W		2198		5863	
347 JAPAN				2964	
354 NETHRLNDS		4231		61339	
375 SWEDEN				4635	
389 IRELAND		11943		32059	
400 U STATES		7257		32312	
		42968		318911	
QUILTS BATH MATS VEG FIBRE NOP	LB				3173
100 U KINGDOM			117	420	
344 ITALY	1522	3064	37952	42044	
347 JAPAN	5543	4588	29313	24240	
400 U STATES	12087	10640	56904	63198	
	19152	18292	124286	129902	
FIRE HOSE LINEN					3174
100 U KINGDOM		9708		157145	
381 ALASKA				198	
400 U STATES		224		2209	
		9932		159552	
HANDKERCHIEFS FLAX OR HEMP	LB				3175
100 U KINGDOM	15390	67993	113380	499298	
231 HONG KONG	850	6957	4405	52535	
232 MALTA	31	649	58	1518	
305 AUSTRIA	37	551	163	2052	
313 CHINA	25	431	210	2136	
327 FRANCE	184	1588	242	2580	
366 PORTUGAL	8	56	28	438	
367 AZORES	28	287	52	749	
376 SWITZRLNO	170	3763	2487	39143	
400 U STATES	75	443	276	3193	
	16798	82718	121301	603642	
SAILS FOR BOATS AND SHIPS					3176
100 U KINGDOM		814		24362	
354 NETHRLNDS				264	
400 U STATES				4475	
		814		29101	
TOWELS GLASS CLOTHS CRASH HUCK	LB				3177
100 U KINGDOM	15027	17881	227162	282560	
231 HONG KONG			23	182	
306 BELGIUM	2010	1935	13586	13904	
317 CZECHO S	5680	4627	26679	20528	
344 ITALY			31	62	
354 NETHRLNDS			212	230	
365 POLAND			4777	3312	
367 AZORES			80	694	
400 U STATES	40	62	232	520	
	22757	24505	272789	321992	
SHEETS TABLECLOTHS TOWELS FLAX	LB				3178
100 U KINGDOM	38793	95227	306847	769167	
231 HONG KONG	1189	5075	6227	42930	
232 MALTA	12	192	48	746	
234 AUSTRALIA			208	867	
306 BELGIUM	5852	5853	35525	36517	
313 CHINA			34	222	
317 CZECHO S			8146	6906	
318 DENMARK			55	137	
327 FRANCE			98	310	
335 GERMANY W	109	240	844	2640	
344 ITALY	353	1161	6283	11354	
347 JAPAN	6783	7606	180895	165576	
354 NETHRLNDS	1656	1852	10466	13766	
366 PORTUGAL			582	5170	
367 AZORES	1799	8508	7479	45982	
373 CANARY IS			2908	12311	
376 SWITZRLNO	158	1339	240	2130	
400 U STATES	1607	3073	12634	24810	
	58311	130126	579519	1141541	
JUTE MANUFACTURES N O P	LB				3179
100 U KINGDOM	962	1086	7939	8738	
400 U STATES	260	210	27011	11159	
	1222	1296	34950	19897	
VEGETABLE FIBRE MFRS N O P	LB				3180
100 U KINGDOM	8439	8748	183194	185332	
215 INDIA			1245	824	
216 PAKISTAN			6923	7309	
218 MALAYA			59	116	
231 HONG KONG	98	494	1915	10865	
305 AUSTRIA	84	153	296	1871	
306 BELGIUM	1515	2612	13213	19448	
317 CZECHO S			1990	1621	
318 DENMARK			75	93	
327 FRANCE	1199	1274	4943	9215	
335 GERMANY W	1766	4016	11445	14981	
344 ITALY	4784	4938	31753	42187	
347 JAPAN	38458	32488	188084	177021	
354 NETHRLNDS	5875	2603	22137	16382	
359 NORWAY			597	527	
366 PORTUGAL	12	155	12	155	
367 AZORES	52	368	927	4975	
372 SPAIN	109	221	109	221	
373 CANARY IS			431	2059	
375 SWEDEN	838	1280	1566	2688	
376 SWITZRLNO			870	2963	
381 ALASKA			590	379	
390 GERMANY E			995	1220	
400 U STATES	155766	159710	1519857	1576491	
	218995	219060	1993226	2078943	

Articles and Countries from which Imported	MONTH OF OCTOBER 1954		TEN MONTHS ENDED OCTOBER 1954		Class Number
	Quantities	Values (\$)	Quantities	Values (\$)	
RAW SILK AND COCOONS	LB				3201
347 JAPAN			1971	10308	
376 SWITZRLND	1273	4032	1273	4032	
400 U STATES	3900	19092	37440	182362	
	5173	23124	40684	196702	
GARNETTED SILK WASTES	LB				3202
100 U KINGDOM			147	269	
231 HONG KONG			132	351	
400 U STATES	1715	3091	1997	3561	
	1715	3091	2276	4181	
YARNS THROWN SILK IN THE GUM	LB				3211
327 FRANCE			214	1519	
400 U STATES			580	1108	
			794	2627	
YARNS SINGLES SPUN SILK N O P	LB				3212
THREADS CORDS TWIST SILK N O P	LB				3213
100 U KINGDOM	13	148	266	2744	
335 GERMANY W			150	1404	
400 U STATES	388	4470	1708	13262	
	401	4618	2124	17410	
YARN SILK FOR KNITTING WEAVING	LB				3214
100 U KINGDOM			12991	16847	
344 ITALY			14262	24026	
376 SWITZRLND			2018	11319	
400 U STATES			20605	30035	
			49876	82227	
YARNS SILK METALLIC COVERED	LB				3215
400 U STATES			37	197	
			37	197	
YARNS SILK N O P	LB				3216
100 U KINGDOM			60	775	
327 FRANCE			54	317	
376 SWITZRLND			898	7260	
400 U STATES	249	1592	1580	10195	
	249	1592	2592	18547	
BOLTING CLOTH NOT MADE UP	YD				3221
100 U KINGDOM	30	129	759	2873	
347 JAPAN			7674	11268	
376 SWITZRLND	1890	4825	8675	23847	
400 U STATES	1653	6738	18993	74497	
	3573	11692	36101	112485	
KNITTED FABRICS SILK	LB				3222
100 U KINGDOM			11	218	
400 U STATES			285	2879	
			296	3097	
FABRICS SILK 20 IN UNFINISHED	YD				3223
347 JAPAN	1250	777	1250	777	
	1250	777	1250	777	
FABRICS SILK N O P	YD				3224
100 U KINGDOM	2618	4576	17615	44503	
215 INDIA			360	637	
231 HONG KONG	362	205	2775	2405	
327 FRANCE	4993	9344	22220	44110	
335 GERMANY W			258	454	
344 ITALY	1463	5558	23619	78325	
347 JAPAN	11700	5820	61716	35771	
372 SPAIN	74	358	74	358	
376 SWITZRLND	11475	19484	46210	89368	
400 U STATES	17384	29772	282079	480059	
	50069	75117	456926	775990	
FABRICS SILK 26 INCHES OR LESS	YD				3225
100 U KINGDOM			2411	8299	
344 ITALY	23	123	23	123	
376 SWITZRLND			30	105	
400 U STATES	46	100	197	609	
	69	223	2661	9136	
RIBBONS SILK UNDER 12 INCHES	LB				3226
100 U KINGDOM	26	108	157	6443	
327 FRANCE	42	209	276	4035	
376 SWITZRLND			37	489	
400 U STATES	935	3013	1987	13851	
	1003	3330	2457	24818	
FABRICS SILK FOR NECKWEAR	YD				3229
100 U KINGDOM	87	305	21451	28241	
305 AUSTRIA	585	867	6874	14158	
306 BELGIUM			413	427	
327 FRANCE	3064	3252	56946	58731	
335 GERMANY W	6221	6290	70587	89148	
344 ITALY	1797	2627	49452	74056	
347 JAPAN	10000	2694	259403	75225	
354 NETHRLNDS			1635	1816	
376 SWITZRLND	9889	14939	123185	184583	
400 U STATES	111760	126329	1088599	1221916	
	143403	157303	1678545	1748301	
UMBRELLA COVERING FABRICS	YD				3230
100 U KINGDOM			754	266	
327 FRANCE	10653	3424	36475	12950	
335 GERMANY W	944	279	4586	1190	
344 ITALY			435	148	
400 U STATES	45901	20781	384980	184652	
	57498	24484	427230	199206	
FABRICS PILE SILK OR SYNTHETIC	YD				3232
100 U KINGDOM	339	567	7988	11134	
306 BELGIUM	50	183	96	527	
327 FRANCE	6054	5186	53872	54674	

Articles and Countries from which Imported	MONTH OF OCTOBER 1954		TEN MONTHS ENDED OCTOBER 1954		Class Number
	Quantities	Values (\$)	Quantities	Values (\$)	
335 GERMANY W	8589	10871	26832	43818	
344 ITALY			1073	2710	
400 U STATES	15144	30081	125293	246824	
	30176	46888	215154	359687	
SOCKS AND STOCKINGS SILK	OZ PR				3244
100 U KINGDOM	176	6158	568	16606	
327 FRANCE			11	207	
400 U STATES	54	2003	893	40662	
	230	8161	1472	57475	
UNDERWEAR SILK KNITTED	LB				3245
100 U KINGDOM			23	655	
			23	655	
CLOTHING SILK M O P	OZ				3246
100 U KINGDOM	13260	19671	64448	100071	
215 INDIA	48	110	288	297	
231 HONG KONG			4407	4007	
305 AUSTRIA	104	196	6716	8645	
327 FRANCE	977	1483	9799	12415	
344 ITALY	5521	7516	40866	51601	
347 JAPAN	1791	1261	32923	19723	
376 SWITZRLND	6903	7766	32985	37580	
389 IRELAND			413	479	
400 U STATES	9697	7261	53943	47728	
	38301	45264	246788	282546	
DRESSES SILK WOMENS CHILDRENS	NO				3247
100 U KINGDOM	15	1475	723	27705	
306 BELGIUM			4	275	
327 FRANCE	5	202	133	21924	
335 GERMANY W			4	343	
344 ITALY			110	11126	
354 NETHRLNDS			23	293	
372 SPAIN			3	532	
375 SWEDEN	3	145	35	2105	
376 SWITZRLND	32	1280	174	7477	
383 HAWAII			29	315	
400 U STATES	916	31230	11736	310563	
	971	34332	12974	382658	
CLOTHING SILK WOMENS CHILDRENS	OZ				3248
100 U KINGDOM	821	1174	13804	28228	
215 INDIA	88	326	2747	3223	
231 HONG KONG	18056	3763	49953	13462	
305 AUSTRIA	413	1093	4729	7309	
306 BELGIUM			32	56	
327 FRANCE	3765	5037	67061	61884	
335 GERMANY W	264	241	1900	1884	
344 ITALY	12002	13712	98979	108604	
347 JAPAN	92353	56620	665143	425024	
367 AZORES			310	188	
376 SWITZRLND	1559	2276	12752	16214	
400 U STATES	12192	8882	72596	64197	
	141513	93124	990006	731473	
HANDKERCHIEFS SILK	OZ				3251
100 U KINGDOM	30	67	869	1926	
231 HONG KONG			163	52	
327 FRANCE			201	279	
347 JAPAN	16911	5820	79477	28677	
	16941	5887	80710	30934	
SILK MANUFACTURES M O P	OZ				3252
100 U KINGDOM	550	109	3646	5615	
231 HONG KONG			1541	439	
313 CHINA			360	237	
327 FRANCE	112	214	2100	3144	
335 GERMANY W			67	57	
344 ITALY	752	899	2491	2924	
347 JAPAN			13734	5729	
376 SWITZRLND	76	132	1477	1933	
400 U STATES	1434	1094	19672	11053	
	2924	2448	45088	31131	
WOOL IN THE GREASE	LB				3261
100 U KINGDOM	70921	50170	532035	386472	
207 UN SO AFR			20404	19387	
215 INDIA	20343	15132	208829	137814	
216 PAKISTAN			28155	20564	
234 AUSTRALIA			1033153	855871	
236 NEW ZEAL	39314	23267	3228294	2030792	
304 ARGENTINA			106789	91191	
386 URUGUAY	25715	26263	351750	363395	
389 IRELAND	4338	2549	4338	2549	
400 U STATES	27187	20575	1149292	1022982	
	187818	137956	6663039	4931017	
WOOL WASHED OR SCOURED	LB				3262
100 U KINGDOM	73553	73516	1091486	1031679	
207 UN SO AFR	25294	15019	469297	381570	
215 INDIA	27146	14285	66954	42932	
216 PAKISTAN			57317	45977	
234 AUSTRALIA	283604	292598	3503473	3692563	
236 NEW ZEAL	166776	127243	1199136	933300	
304 ARGENTINA	25150	21903	311827	297146	
306 BELGIUM	1012	1298	5611	5675	
363 PERU			24475	24007	
386 URUGUAY	9581	8643	77984	72248	
400 U STATES	52356	55103	769759	728461	
	664472	609608	7577319	7255558	
WOOL PULLED OR SLIPED	LB				3263
100 U KINGDOM	22354	17091	187446	153357	

IMPORTS INTO CANADA FOR CONSUMPTION

Articles and Countries from which Imported	MONTH OF OCTOBER 1954		TEN MONTHS ENDED OCTOBER 1954		Class Number
	Quantities	Values (\$)	Quantities	Values (\$)	
236 NEW ZEAL	40394	31814	248906	188600	
304 ARGENTINA			17616	11523	
400 U STATES			10056	10450	
HAIR OF CAMEL ALPACA GOAT NOP	62748	48905	464024	363930	3264
100 U KINGDOM	LB		42762	63821	
363 PERU			2575	4640	
400 U STATES			128851	207571	
NOILS WOOL	10366	16986	174188	276032	
	10366	16986			
100 U KINGDOM	LB		106459	109959	3265
306 BELGIUM	20469	19824	10188	12210	
386 URUGUAY	5240	4591	10968	8637	
400 U STATES			11962	10180	
GARNETTED WOOL WASTE	1593	2039	139577	140986	
	27302	26454			
100 U KINGDOM	LB		90424	84115	3267
306 BELGIUM	7000	4033	2307	3643	
400 U STATES			101377	109048	
WOOL TOPS DRY COMBED	4544	5539	194108	196806	
	11544	9572			
100 U KINGDOM	LB		1030692	1729635	3268
207 UN SO AFR	126587	203987	75118	127015	
234 AUSTRALIA	7329	12506	12216	16429	
304 ARGENTINA			6019	9096	
327 FRANCE	27880	41233	144091	217275	
386 URUGUAY			67233	121357	
400 U STATES	1867	3245	7591	14135	
WOOL TOPS OIL COMBED	163663	260971	1342960	2234942	
100 U KINGDOM	LB		5815459	8668814	3269
207 UN SO AFR	637981	905565	75560	136047	
234 AUSTRALIA	2366	4037	11236	13496	
327 FRANCE	501	711	28536	37273	
386 URUGUAY			15046	21107	
389 IRELAND			5053	5709	
400 U STATES	786	1481	897	1844	
HAIR TOPS	641634	911794	5951787	8884290	
100 U KINGDOM	LB		76427	61287	3270
400 U STATES	3374	2067	55417	61175	
YARNS OR WARPS HAIR FOR WFRERS	8498	7013	131844	122462	
100 U KINGDOM	LB		70073	80116	3273
400 U STATES	2838	5788	42225	20967	
YARN MOHAIR FOR PILE FABRICS	4773	8103	112298	101083	
	7611	13891			
100 U KINGDOM	LB		19535	42843	3274
400 U STATES	2065	4666	4402	9008	
YARNS WOOL FOR 6 OZ FABRICS	2065	4666	23937	51851	
100 U KINGDOM	LB		42600	99550	3275
400 U STATES			5880	12029	
WOOLLEN SPUN YARN			48480	111579	
100 U KINGDOM	LB		319929	516566	3276
305 AUSTRIA	35202	51342	18540	46582	
306 BELGIUM	5143	13709	22239	84152	
327 FRANCE	5964	18301	21162	73209	
335 GERMANY W	262	700	4305	11267	
354 NETHRLNDS			676	1401	
400 U STATES	3811	10345	38111	67700	
WORSTED SPUN YARN	50382	94397	424962	600877	
100 U KINGDOM	LB		769208	1841839	3277
305 AUSTRIA	68849	148151	16193	43550	
306 BELGIUM			83925	180764	
327 FRANCE	20772	56758	117604	318909	
335 GERMANY W	685	1654	9914	24825	
347 JAPAN	1000	2048	1000	2048	
354 NETHRLNDS	638	1265	2094	4434	
400 U STATES	1543	4731	44515	111645	
WOOL FAB IN GRAY OVR 4 TO 6 OZ	93487	214607	1044453	2528014	
100 U KINGDOM	LB		40077	85509	3281
344 ITALY	4712	9255	27200	59749	
WOOL FAB IN GRAY 4 OZ OR LESS	2566	5714	67277	145258	
	7278	14969			
100 U KINGDOM	LB		162323	482305	3282
KNITTED FABRICS W	7247	20066	162323	482305	
	7247	20066			
100 U KINGDOM	LB		15778	38727	3283
305 AUSTRIA	1001	2443	260	1242	
327 FRANCE			292	1933	
344 ITALY	21	148	318	1992	
354 NETHRLNDS			289	837	
400 U STATES	3176	7926	16934	56710	
FLANNELS	4198	10517	33871	101441	
100 U KINGDOM	LB		481402	1173773	3284
304 ARGENTINA	53962	138591	421	1014	
306 BELGIUM			402	1786	
327 FRANCE			130	2880	
344 ITALY			1965	7370	
360 ISRAEL			387	1571	
376 SWITZRLND			419	1455	
400 U STATES	667	3116	4297	16499	
	54629	141707	489423	1206348	

Articles and Countries from which Imported	MONTH OF OCTOBER 1954		TEN MONTHS ENDED OCTOBER 1954		Class Number
	Quantities	Values (\$)	Quantities	Values (\$)	
FELT CLOTH N O P	LB				3285
100 U KINGDOM			116	215	
335 GERMANY W			1142	1327	
400 U STATES			779	2769	
	30	307			
	30	307	2037	4311	
OVERCOATING	LB				3286
100 U KINGDOM	35669	72507	451774	1129829	
306 BELGIUM			703	2161	
327 FRANCE			1098	5410	
335 GERMANY W			73	387	
344 ITALY			8004	7386	
354 NETHRLNDS	699	1998	10165	26544	
400 U STATES	1096	6284	4006	15544	
	37464	80789	475823	1187261	
TWEEDS	LB				3287
100 U KINGDOM	53266	116769	487030	1149323	
327 FRANCE	14	51	14	51	
354 NETHRLNDS			174	714	
389 IRELAND	324	1520	539	2355	
400 U STATES	14	134	3320	8699	
	53618	118474	491077	1161142	
WORSTEDS AND SERGES	LB				3288
100 U KINGDOM	336673	1137884	5084854	18147486	
224 JAMAICA			39	262	
234 AUSTRALIA	3306	15586	23098	108334	
306 BELGIUM			7405	29437	
327 FRANCE	3351	15414	66789	350113	
335 GERMANY W	1029	955	5106	22031	
344 ITALY	8308	29759	177616	580921	
354 NETHRLNDS	1202	2468	49163	143035	
360 ISRAEL			214	823	
376 SWITZRLND	12	145	5644	45460	
389 IRELAND			998	4044	
400 U STATES	4650	21627	66590	341895	
	358531	1223838	5487516	19773841	
WOVEN FABRICS N O P WOOL	LB				3289
100 U KINGDOM	67140	191870	1064000	2733119	
234 AUSTRALIA			1179	4370	
306 BELGIUM	1989	8036	6966	30478	
317 CZECHO S	269	747	269	747	
327 FRANCE	2415	14817	19561	112705	
335 GERMANY W	401	2117	8381	29564	
344 ITALY	3003	6277	25607	43202	
354 NETHRLNDS	421	926	14617	41504	
375 SWEDEN			83	183	
376 SWITZRLND	456	3074	7475	54859	
400 U STATES	7884	25848	112142	363687	
	83978	253712	1260280	3414418	
LUSTRES ITALIAN LININGS	LB				3290
100 U KINGDOM	10	68	1793	5877	
400 U STATES			148	442	
	10	68	1941	6319	
WOOL FAB 12 INS WIDE OR LESS	LB				3291
100 U KINGDOM	26	213	636	2557	
327 FRANCE	46	187	672	3576	
400 U STATES			294	1164	
	72	400	1602	7297	
WOOL FABRICS CUT PILE PLUSH	LB				3292
100 U KINGDOM	1199	2556	21761	46891	
306 BELGIUM			396	1115	
335 GERMANY W	118	388	2363	3873	
400 U STATES	1270	3615	7584	24406	
	2587	6559	32104	76285	
BILLIARD CLOTH OF WOOL FABRIC	LB				3293
100 U KINGDOM	3529	13904	26364	103233	
	3529	13904	26364	103233	
MELTON CLOTH FOR TENNIS BALLS	LB				3294
100 U KINGDOM			4982	9586	
			4982	9586	
SLIPPER CLOTH FOR FOOTWEAR	LB				3295
FILTER PRESS CLOTH OF WOOL	LB				3296
CARPETS AXMINSTER IN ROLLS	SQ FT				3301
100 U KINGDOM	65478	29228	1034516	5179226	
306 BELGIUM	51722	23376	348433	168485	
317 CZECHO S			11190	3855	
327 FRANCE	1921	840	30463	14149	
335 GERMANY W			1627	1537	
375 SWEDEN			10742	4843	
400 U STATES	549	956	35088	11233	
	119670	54400	1472059	722028	
CARPETS AXMINSTER SQUARES	SQ FT				3302
100 U KINGDOM	46911	19224	475301	210939	
306 BELGIUM			30165	15210	
352 MEXICO			207	125	
375 SWEDEN			995	467	
400 U STATES	1862	2329	21764	9884	
	48773	21553	528432	236625	
CARPET BRUSSELS WILTON IN ROLL	SQ FT				3303
100 U KINGDOM	273756	159801	3580094	2202635	
306 BELGIUM	651877	307274	5825257	2865183	
317 CZECHO S	3263	871	3263	871	
327 FRANCE	25770	10053	153856	59170	
335 GERMANY W	7995	5204	32329	21870	

Articles and Countries from which Imported	MONTH OF OCTOBER 1954		TEN MONTHS ENDED OCTOBER 1954		Class Number
	Quantities	Values (\$)	Quantities	Values (\$)	
344 ITALY			11718	3079	
354 NETHRLNDS			3724	2090	
400 U STATES			50698	26895	
	964512	484359	9660939	5181793	
CARPET BRUSSELS WILTON SQUARES	SQ FT				3304
100 U KINGDOM	18269	13587	257030	176050	
306 BELGIUM	20300	8713	236922	93792	
318 DENMARK			3931	2144	
327 FRANCE			1039	491	
335 GERMANY W	715	424	6928	4841	
344 ITALY	209	182	5298	4630	
375 SWEDEN			2789	1506	
400 U STATES	1343	859	10566	7994	
	40836	23765	524503	291448	
CARPETS INGRAIN IN ROLLS	SQ FT				3305
100 U KINGDOM	15462	4447	64183	15755	
306 BELGIUM	2916	1678	20028	7871	
344 ITALY			4473	1773	
400 U STATES	1351	648	34550	14598	
	19729	6773	123234	39997	
CARPETS INGRAIN SQUARES	SQ FT				3306
100 U KINGDOM	243	143	16230	6624	
215 INDIA	792	244	139868	25019	
231 HONG KONG	52675	15450	218313	59392	
306 BELGIUM			4117	1646	
313 CHINA			205025	51535	
327 FRANCE			1008	310	
354 NETHRLNDS			3317	5395	
359 NORWAY			1862	1048	
400 U STATES	240	244	7226	4561	
	53950	16081	596966	155530	
CARPETS ORIENTAL	SQ FT				3307
100 U KINGDOM	4988	3937	59510	49608	
215 INDIA	154493	138089	901850	872816	
218 MALAYA			108	87	
231 HONG KONG	10236	2697	12297	7279	
313 CHINA			19854	11662	
327 FRANCE			4835	6443	
328 FR AFRICA			2338	1741	
342 IRAN	12596	25782	109891	173061	
344 ITALY			836	2089	
347 JAPAN			32	75	
353 MOROCCO			4885	7029	
354 NETHRLNDS	571	983	1230	2020	
359 NORWAY			235	1340	
375 SWEDEN			13858	13311	
391 LEBANON			315	1450	
392 SYRIA			3362	5667	
400 U STATES	2924	2986	32603	29851	
	185808	174474	1168039	1185529	
CARPETS TAPESTRY IN ROLLS	SQ FT				3308
100 U KINGDOM			8583	3166	
306 BELGIUM	891	442	35678	17106	
327 FRANCE	40465	16881	325279	130126	
335 GERMANY W	19554	13188	212262	147941	
347 JAPAN			9170	2205	
400 U STATES			545	202	
	60910	30511	591517	300746	
CARPETS TAPESTRY SQUARES	SQ FT				3309
306 BELGIUM			520	118	
327 FRANCE	2747	1258	32328	12480	
335 GERMANY W			16150	11746	
	2747	1258	40998	24344	
MATS HEARTH RUGS AND RUNNERS	SQ FT				3310
100 U KINGDOM	2999	1216	46104	18559	
215 INDIA			43326	6819	
306 BELGIUM			41916	9886	
344 ITALY			334	76	
347 JAPAN			1638	420	
375 SWEDEN			19199	8280	
400 U STATES	594	124	44274	8535	
	3593	1340	196791	52575	
GLOVES MITTS AND MITTENS WOOL	DZ PR				3320
100 U KINGDOM	984	6405	14078	76524	
231 HONG KONG	2956	12628	12542	43153	
305 AUSTRIA	12	167	12	167	
306 BELGIUM	81	463	128	927	
327 FRANCE	179	1090	397	4234	
335 GERMANY W			14	159	
344 ITALY	3218	18397	17257	86992	
347 JAPAN	17353	62988	200020	566268	
376 SWITZRLND	83	894	827	9107	
400 U STATES	1016	6670	5797	37638	
	25882	109702	251072	825169	
SHAWLS WOOL KNITTED OR WOVEN	LB				3321
100 U KINGDOM	1563	4491	11657	40766	
306 BELGIUM			294	887	
335 GERMANY W			270	1190	
352 MEXICO			41	61	
400 U STATES	285	1341	376	1776	
	1848	5832	12678	44680	
SOCKS AND STOCKINGS WOOL	OZ PR				3322
100 U KINGDOM	23470	138671	243914	1289366	
327 FRANCE			50	729	
354 NETHRLNDS			70	417	
359 NORWAY	10	103	20	208	

Articles and Countries from which Imported	MONTH OF OCTOBER 1954		TEN MONTHS ENDED OCTOBER 1954		Class Number
	Quantities	Values (\$)	Quantities	Values (\$)	
376 SWITZRLND	4	62	92	1062	
400 U STATES	28	306	232	1928	
UNDERWEAR WOOL KNITTED	23512	139142	244278	1293710	
100 U KINGDOM	LB 13182	49045	79595	284596	3323
376 SWITZRLND			394	3541	
400 U STATES	123	543	1957	5247	
CLTMNG WVN WOOL WOMENS CHLDRNS	13305	49588	81946	293384	
100 U KINGDOM	LB 10377	65154	114539	840774	3324
227 BAHAMAS			33	434	
231 HONG KONG	41	258	41	258	
234 AUSTRALIA			20	67	
305 AUSTRIA	48	317	231	3062	
306 BELGIUM	520	1573	5444	18987	
317 CZECHO S			168	1182	
318 DENMARK			149	1130	
327 FRANCE	515	3687	2703	54903	
335 GERMANY W	42	525	3014	15782	
344 ITALY	50	1284	451	10963	
347 JAPAN			146	931	
352 MEXICO			866	4182	
354 NETHRLNDS	733	5715	8302	50769	
359 NORWAY	36	333	103	1096	
372 SPAIN			140	2067	
375 SWEDEN	100	2437	495	8901	
376 SWITZRLND	491	4570	2013	23460	
389 IRELAND			261	3717	
400 U STATES	8340	69279	43297	407286	
CLOTHING NOP WOVEN WOOL FABRIC	21293	155132	182416	1449951	
100 U KINGDOM	LB 3108	22933	38817	237908	3325
231 HONG KONG	8	50	8	50	
234 AUSTRALIA	112	305	237	560	
306 BELGIUM	589	1897	6994	21820	
317 CZECHO S			935	2632	
327 FRANCE			1282	6259	
335 GERMANY W	277	1027	1194	5005	
344 ITALY			406	2179	
347 JAPAN			130	722	
352 MEXICO			115	404	
354 NETHRLNDS			1188	4461	
359 NORWAY			47	214	
376 SWITZRLND	283	3459	1840	18441	
389 IRELAND			18	184	
400 U STATES	965	4043	8920	48631	
CLTHG WVN WOOL OUTER MENS BOYS	5342	33714	62131	349470	
100 U KINGDOM	LB 12141	95773	117670	853089	3326
306 BELGIUM	127	351	356	991	
327 FRANCE	29	209	29	209	
335 GERMANY W			1239	6511	
352 MEXICO			470	1566	
354 NETHRLNDS			20	102	
359 NORWAY	14	95	14	95	
372 SPAIN	72	125	72	125	
376 SWITZRLND			26	490	
400 U STATES	3298	12332	23423	90179	
CLTHG NOP WOOL KNIT INFTS CHLD	15681	108885	143319	953357	
100 U KINGDOM	LB 8902	43412	87118	453370	3327
305 AUSTRIA			258	950	
306 BELGIUM	180	963	2366	16501	
327 FRANCE	6	92	134	1302	
344 ITALY			168	1666	
347 JAPAN	1228	3176	6138	14772	
354 NETHRLNDS			64	350	
376 SWITZRLND	3	66	221	1773	
400 U STATES	753	2877	3649	14491	
CLTHG NOP WOOL KNIT WOMNS GRLS	11072	50586	100116	505175	
100 U KINGDOM	LB 41882	372609	358885	3376750	3328
234 AUSTRALIA	155	605	155	605	
305 AUSTRIA	2053	24114	17804	182676	
306 BELGIUM	85	286	1081	4738	
318 DENMARK			82	986	
327 FRANCE	147	1071	767	7730	
335 GERMANY W	653	3565	2014	13213	
344 ITALY	902	14788	6561	101189	
347 JAPAN	3362	17111	16189	55394	
354 NETHRLNDS	404	2020	417	2128	
359 NORWAY	137	1333	137	1333	
360 ISRAEL			5	77	
375 SWEDEN	49	1105	118	2598	
376 SWITZRLND	69	489	1982	21235	
400 U STATES	5757	38702	27946	177788	
CLTHG NOP WOOL KNIT MENS BOYS	55655	477798	434143	3948440	
100 U KINGDOM	LB 12735	89817	109778	750959	3329
305 AUSTRIA	150	1936	4021	31398	
306 BELGIUM	8	174	182	581	
318 DENMARK	34	337	34	337	
327 FRANCE			116	624	
335 GERMANY W	21	241	71	499	
344 ITALY	107	1799	794	10317	
347 JAPAN	3428	23174	3968	25534	
354 NETHRLNDS			25	96	

Articles and Countries from which Imported	MONTH OF OCTOBER 1954		TEN MONTHS ENDED OCTOBER 1954		Class Number
	Quantities	Values (\$)	Quantities	Values (\$)	
359 NORWAY	751	3065	966	4455	
375 SWEDEN	6	54	44	209	
376 SWITZRLND	22	117	821	5622	
400 U STATES	725	3692	6137	23019	
	17987	124406	126957	853650	
BELTING OF CAMELS HAIR	LB				3341
100 U KINGDOM			2395	5219	
			2395	5219	
BLANKETS N O P WOOL	LB				3342
100 U KINGDOM	45418	70005	367223	563378	
234 AUSTRALIA			98	153	
306 BELGIUM	77	112	1275	2783	
335 GERMANY W			141	528	
347 JAPAN			862	768	
354 NETHRLNDS			4735	8421	
381 ALASKA	155	168	155	168	
400 U STATES	9070	15386	47042	76820	
	54720	85671	421531	653019	
FELT PRESSED	LB				3343
100 U KINGDOM	13076	20064	43087	80784	
335 GERMANY W	14278	20105	25240	35313	
400 U STATES	8476	17168	49311	79701	
	35830	57337	117638	195798	
RUGS RAILWAY STEAMER AND AUTO	LB				3344
100 U KINGDOM	5146	8257	45329	80670	
234 AUSTRALIA			16	229	
344 ITALY	15610	9819	155178	108593	
354 NETHRLNDS			243	218	
400 U STATES			133	454	
	20756	18076	200899	190164	
WOOL MANUFACTURES N O P	LB				3345
100 U KINGDOM	1540	4531	28364	83820	
231 HONG KONG			52	309	
306 BELGIUM	408	1137	5157	11382	
317 CZECHO S			42	296	
327 FRANCE	52	2136	207	2871	
335 GERMANY W	226	1362	1657	4793	
344 ITALY			1223	2072	
354 NETHRLNDS			96	287	
366 PORTUGAL			38	258	
376 SWITZRLND	7	70	264	1361	
400 U STATES	13617	30612	131685	234667	
	15850	39848	168785	342116	
YARN SYNTHETIC ACETATE SINGLES	LB				3360
100 U KINGDOM			16053	12522	
400 U STATES	2883	4370	57934	60807	
	2883	4370	73987	73329	
YARNS SYNTHETIC SINGLES N O P	LB				3361
100 U KINGDOM	100	587	84779	89371	
335 GERMANY W	105	129	5240	6293	
354 NETHRLNDS			14406	14861	
376 SWITZRLND			1209	1354	
400 U STATES	26867	29421	154761	161195	
	27072	30137	260395	273074	
YARNS THREADS SYNTHETIC N O P	LB				3362
100 U KINGDOM	3606	5426	23119	33717	
327 FRANCE	456	1146	4471	10958	
335 GERMANY W	5640	6892	35257	43267	
344 ITALY			245	359	
354 NETHRLNDS	823	617	54530	47576	
376 SWITZRLND			224	317	
400 U STATES	91485	122458	1151266	1497961	
	102010	136539	1269112	1634155	
YARN SYNTHETIC FOR PILE FABRIC	LB				3363
YARNS SYNTHETIC ACETATE TWIST	LB				3364
100 U KINGDOM			6750	6847	
400 U STATES	89714	101099	441010	483508	
	89714	101099	447760	490355	
STAPLE FIBRES SYNTHETIC	LB				3365
100 U KINGDOM	1162780	371086	1954470	739527	
305 AUSTRIA			553873	136208	
335 GERMANY W	44463	13059	153079	61112	
344 ITALY			184837	47148	
347 JAPAN			2000	1905	
376 SWITZRLND	1487	1795	48839	21818	
400 U STATES	104252	126274	513254	623123	
	1312982	512214	3410352	1630841	
TOPS OF SYNTHETIC FIBRES	LB				3366
100 U KINGDOM	25373	9903	183531	71210	
335 GERMANY W	11053	8903	167937	99230	
400 U STATES	5625	9500	32526	43088	
	42051	28306	383994	213528	
WASTE SHORT FIBRE SYNTHETIC	LB				3367
100 U KINGDOM			75890	48463	
306 BELGIUM			1939	816	
335 GERMANY W	154	453	6227	2384	
376 SWITZRLND			21739	6384	
400 U STATES	179687	169022	981825	787609	
	179841	169475	1087620	845656	
YARNS FROM POLYAMIDES NYLON	LB				3368
100 U KINGDOM			5903	15547	
335 GERMANY W			2616	3725	
400 U STATES	7878	22093	98023	338082	
	7878	22093	106542	357354	
YARN SYNTHETIC FOR TIRE FABRIC	LB				3369
316 CUBA	247748	143381	2203630	1288570	

Articles and Countries from which Imported	MONTH OF OCTOBER 1954		TEN MONTHS ENDED OCTOBER 1954		Class Number
	Quantities	Values (\$)	Quantities	Values (\$)	
354 NETHRLNDS			3604	1982	
400 U STATES	76463	48318	802865	524793	
KNITTED FABRIC SYNTHETIC FIBRE	324211	191699	3010099	1815345	3371
100 U KINGDOM	368	1045	16885	36170	
327 FRANCE			310	1153	
376 SWITZRLND			180	402	
400 U STATES	19062	53243	157707	505148	
FABRICS SYNTHETIC FIBRE W O P	19430	54288	175082	542873	3372
100 U KINGDOM	18272	31673	365460	593625	
305 AUSTRIA			258	459	
306 BELGIUM	423	1694	31039	41012	
327 FRANCE	2792	9706	19005	96951	
335 GERMANY W	37882	48907	254003	395495	
344 ITALY	3322	6318	51459	118168	
347 JAPAN	9	60	16182	16853	
354 NETHRLNDS	57	116	6071	13582	
372 SPAIN			13300	11768	
375 SWEDEN	117	963	821	8992	
376 SWITZRLND	3948	18573	17845	94424	
392 SYRIA			35	200	
400 U STATES	578734	1350138	5826525	12817892	
RIBBONS OF SYNTHETIC FIBRES	645556	1468148	6602003	14209421	3373
100 U KINGDOM	496	2078	5215	20287	
305 AUSTRIA	145	335	145	335	
306 BELGIUM	160	306	160	306	
317 CZECHO S	582	833	2082	4531	
327 FRANCE	3226	11554	19851	91057	
335 GERMANY W	429	2283	2567	16364	
344 ITALY			1377	2607	
347 JAPAN	2942	2754	8232	8318	
354 NETHRLNDS			14	56	
365 POLAND			691	1452	
375 SWEDEN	44	454	93	986	
376 SWITZRLND	993	5940	19675	71085	
400 U STATES	23837	49796	303804	636051	
GLOVES OF SYNTHETIC FIBRES	32854	76333	363906	853435	3380
100 U KINGDOM	9	215	4829	38469	
231 HONG KONG	585	1810	3504	10034	
327 FRANCE	25	382	657	5966	
335 GERMANY W	260	1818	19221	86106	
344 ITALY	95	1022	4547	29044	
347 JAPAN	4839	16999	95078	275951	
360 ISRAEL			141	782	
400 U STATES	1528	14047	12937	135973	
SOCKS STOCKINGS SYNTHETIC FIBR	7341	36293	140914	582325	3382
100 U KINGDOM	2300	12373	36284	161027	
327 FRANCE	30	424	106	1105	
335 GERMANY W	210	1688	2623	22717	
354 NETHRLNDS	13	91	505	3362	
359 NORWAY	52	316	52	316	
400 U STATES	33851	206537	423450	2493339	
CLBTHING WOVEN SYNTH FIBRE	36456	221429	463020	2681866	3383
100 U KINGDOM	28142	9153	195026	69657	
231 HONG KONG	4657	1127	121694	22684	
235 FIJI			43200	12150	
306 BELGIUM			1608	945	
327 FRANCE	10226	4172	96543	38000	
335 GERMANY W	7738	1026	51349	8638	
344 ITALY	318	208	6137	5200	
347 JAPAN	23224	3659	270694	24379	
354 NETHRLNDS			7244	1487	
376 SWITZRLND	1720	1384	17833	15026	
383 HAWAII			424	321	
400 U STATES	802021	197056	6855458	1756386	
DRESSES WVN SYNT WOMENS CHLDNS	878046	217785	7667210	1954873	3384
100 U KINGDOM	64	1563	1216	30395	
231 HONG KONG			60	519	
306 BELGIUM			12	94	
327 FRANCE	13	604	251	22128	
335 GERMANY W			96	3484	
344 ITALY			29	2059	
354 NETHRLNDS	10	221	177	2822	
372 SPAIN			9	1376	
375 SWEDEN	9	648	199	5666	
376 SWITZRLND	9	314	141	8347	
389 IRELAND			2	252	
400 U STATES	27617	179541	248685	1459371	
UNDERWEAR KNITTED SYNTHETIC	27722	182891	250877	1536513	3385
100 U KINGDOM	3659	10282	41729	99882	
400 U STATES	2040	8367	27259	81443	
CLTHG SYNT FIB KNIT INFTS CHLD	5699	18649	68988	181325	3386
100 U KINGDOM	29	83	5922	13736	
347 JAPAN			2001	5961	
400 U STATES	1239	4827	11025	39282	
CLTHG SYNT FIB KNIT WOMNS GRLS	1268	4910	18948	58979	3387
100 U KINGDOM	1431	4011	15630	54544	
305 AUSTRIA			13	215	

Articles and Countries from which Imported	MONTH OF OCTOBER 1954		TEN MONTHS ENDED OCTOBER 1954		Class Number
	Quantities	Values (\$)	Quantities	Values (\$)	
327 FRANCE			111	1189	
344 ITALY			49	511	
354 NETHRLNDS	410	696	410	696	
400 U STATES	5931	34148	43018	223321	
	7772	38855	59231	280476	
CLTNG SYNTH FIB KNIT MENS BOYS	LB				3388
100 U KINGDOM	618	1719	8567	27615	
400 U STATES	2813	6537	32465	80899	
	3431	8256	41032	108514	
CURTAINS OF SYNTHETIC FIBRE	OZ				3390
100 U KINGDOM	18384	2236	320031	42971	
400 U STATES	536022	64066	7785630	1024311	
	554406	66302	8105661	1067282	
HANDKERCHIEFS SYNTHETIC FIBRE	OZ				3391
100 U KINGDOM	736	261	2886	771	
231 HONG KONG			600	130	
327 FRANCE			256	267	
347 JAPAN	106566	5798	108446	5928	
376 SWITZRLND			380	154	
400 U STATES			9219	1346	
	107302	6059	121787	8596	
SYNTHETIC FIBRE MANUFACTRS NOP	OZ				3392
100 U KINGDOM	103750	10593	1826173	186177	
231 HONG KONG	370	235	2926	602	
306 BELGIUM	320	70	68817	7331	
327 FRANCE	5071	4633	82434	22952	
335 GERMANY W	6423	1035	59069	10138	
344 ITALY	41023	3169	542991	41221	
347 JAPAN	221446	7652	750409	27323	
354 NETHRLNDS	2000	447	55171	9687	
375 SWEDEN	1324	934	18498	8972	
376 SWITZRLND	3180	1574	43625	16799	
400 U STATES	1291031	158528	11304952	1586538	
	1675938	188870	14755065	1917740	
SYNTH FIBRE FOR ELEC APPARATUS	OZ				3393
100 U KINGDOM	1696	660	71112	14551	
400 U STATES	37596	4456	217014	44682	
	39292	5116	288126	59233	
HAIR CLOTH					3401
100 U KINGDOM		14679		82846	
400 U STATES		4769		48462	
		19448		131308	
FILTER PRESS CLOTH OF HAIR					3402
KAPOK	CWT				3411
215 INDIA	34	1346	654	21570	
355 INDONESIA			706	31040	
400 U STATES	218	10641	1646	74810	
	252	11987	3006	127420	
MANILA FIBRE	CWT				3412
315 C RICA			300	4960	
337 GUATEMALA			1955	32998	
361 PANAMA			300	5068	
364 PHIL	1991	38307	23263	420382	
400 U STATES	1327	24848	16581	341659	
	3318	63155	42399	805067	
SISAL ISTLE TAMPICO FIBRE	CWT				3413
100 U KINGDOM			2296	23002	
203 B E AFR	3142	34555	58529	625146	
306 BELGIUM			30	990	
309 BRAZIL	2215	19706	61278	559787	
316 CUBA	455	3146	51039	404231	
333 MADAGASCAR			20159	221477	
338 HAITI	2801	31000	83314	892059	
352 MEXICO	10632	90777	97563	849718	
355 INDONESIA	2236	23319	2798	29233	
361 PANAMA			135	3211	
394 PORT E AF	13231	135505	15645	163296	
400 U STATES	6914	75148	65774	733247	
	41626	413156	458560	4505397	
VEGETABLE FIBRE N O P	CWT				3414
100 U KINGDOM	12	489	269	5894	
215 INDIA			746	5817	
306 BELGIUM			504	6855	
309 BRAZIL			7	58	
354 NETHRLNDS			153	1767	
372 SPAIN			13	384	
400 U STATES	416	2937	7214	87002	
	428	3426	8906	107777	
GRASSES SEAWEEED M O S S E S BAGASSE					3421
100 U KINGDOM		1694		13973	
215 INDIA				388	
231 HONG KONG		397		1794	
306 BELGIUM				450	
327 FRANCE				611	
335 GERMANY W		262		1172	
344 ITALY		2082		3515	
347 JAPAN		656		5992	
352 MEXICO				979	
354 NETHRLNDS				12097	
400 U STATES		14885		121723	
		19896		162694	
BINDER TWINE	CWT				3422
100 U KINGDOM			5941	102978	
306 BELGIUM			6737	96014	
316 CUBA			185	3192	
318 DENMARK	23	314	2067	27057	

Articles and Countries from which Imported	MONTH OF OCTOBER 1954		TEN MONTHS ENDED OCTOBER 1954		Class Number
	Quantities	Values (\$)	Quantities	Values (\$)	
335 GERMANY W 352 MEXICO 354 NETHRLNDS 400 U STATES			620 7219 10194 4405	9133 104255 168567 77958	
COIR AND COIR YARN	23	314	37368	589154	
215 INDIA 217 CEYLON 221 G GUIANA 400 U STATES	CWT 756	6911	4502 339 49 27	38198 3350 400 391	3423
MATS RUGS N O P OF COCOA FIBRE	756	6911	4917	42339	
100 U KINGDOM 215 INDIA 354 NETHRLNDS 400 U STATES	SQ YD 199 14929 792	80 7426 774	340 77438 12120 100	260 44595 10886 104	3424
STRAW OR PAPER CARPETING RUGS	15920	8280	89998	55845	
100 U KINGDOM 215 INDIA 224 JAMAICA 231 HONG KONG 338 HAITI 347 JAPAN 372 SPAIN 400 U STATES		2118 1029 4810		21214 14627 98 7260 874 27201 1275 141403	3425
VEGETABLE FIBRES FOR BRUSHES	CWT 68	1289		213952	
100 U KINGDOM 215 INDIA 304 ARGENTINA 306 BELGIUM 352 MEXICO 354 NETHRLNDS 400 U STATES	68 21 5 159 206	1289 266 1076 5937 8134	233 144 16 623 604 182 7989	4544 910 3193 11252 19677 3185 86302	3428
MATS CUT PIECE OF COCOA FIBRE	80 FT 459	16702	9791	129063	
100 U KINGDOM 215 INDIA 354 NETHRLNDS	1555 94351 339	301 15413 166	2035 600842 7987	416 98461 2956	3429
WASTE FOR FURTHER PREPARATION	CWT 1811	27051		101833	
100 U KINGDOM 215 INDIA 216 PAKISTAN 231 HONG KONG 234 AUSTRALIA 236 NEW ZEAL 305 AUSTRIA 306 BELGIUM 309 BRAZIL 322 EGYPT 327 FRANCE 335 GERMANY W 344 ITALY 354 NETHRLNDS 383 HAWAII 386 URUGUAY 400 U STATES	1811 800 4 331 556 3069 334 1269 2588 759 31884	27051 17072 390 2072 1944 64327 3696 13254 25094 17788 318394	13692 9659 1854 581 66 95 331 3852 17618 598 334 2612 4881 1106 1945 317 287172	269631 146014 26748 6609 5662 4595 2072 19964 419304 7841 3696 27088 49947 23212 2845 33505 2754801	3451
WASTE FOR WIPING RAGS N O P	CWT 43405	491082	346713	3803534	
100 U KINGDOM 306 BELGIUM 322 EGYPT 327 FRANCE 335 GERMANY W 354 NETHRLNDS 383 HAWAII 400 U STATES	270 682 589 38796	4196 7835 8420 261344	1758 2465 8 334 2523 3559 105 341514	63698 37898 107 20722 30243 50250 1236 2494834	3452
WASTE GARNETTED READY FOR USE	LB 40337	281795	352266	2698988	
100 U KINGDOM 306 BELGIUM 335 GERMANY W 344 ITALY 347 JAPAN 354 NETHRLNDS 400 U STATES	15573 44425 13224 52529	2117 4173 1432 12602	137482 2000 2800 44425 80699 4000 822517	28211 343 429 4173 8050 616 157159	3453
BATTS BATTING WADDING N O P	LB 4706	1039	109323	198981	
100 U KINGDOM 400 U STATES	4706	1039	190 33941 34131	130 21221 22051	3454
FISH NETS NETTINGS COMMERCIAL	LB 24603	41688	549733	968843	
100 U KINGDOM 318 DENMARK 335 GERMANY W 344 ITALY 347 JAPAN 354 NETHRLNDS 359 NORWAY 400 U STATES	24603 474 11 26017 516 6629	41688 614 67 20165 297 21617	549733 680 7757 1295 139251 42571 6465 168709	968843 853 8247 1525 229121 97872 5760 359380	3460
FISHING LINES COMMERCIAL	LB 58250	84448	916461	1671601	
100 U KINGDOM 306 BELGIUM 318 DENMARK	28986	23313	312995 2000 10319	190884 646 2188	3461

Articles and Countries from which Imported	MONTH OF OCTOBER 1954		TEN MONTHS ENDED OCTOBER 1954		Class Number
	Quantities	Values (\$)	Quantities	Values (\$)	
335 GERMANY W			2824	7560	
347 JAPAN			6786	3741	
354 NETHRLNDS			16439	7156	
359 NORWAY			11960	6844	
400 U STATES	24082	27091	267883	295056	
	53068	50404	631206	514075	
CORDAGE MANILA OVER 1 IN CIRC	LB				3463
100 U KINGDOM	65413	15123	1267174	319442	
318 DENMARK	1037	251	7028	1596	
347 JAPAN			1868	562	
352 MEXICO			7008	825	
366 PORTUGAL			2596	360	
400 U STATES	3238	1863	23957	9857	
	69688	17237	1309631	332642	
CORDAGE COMMERCIAL FISH NET	LB				3464
100 U KINGDOM	100123	22907	1269098	304956	
306 BELGIUM	73378	17799	227107	56783	
318 DENMARK			125758	26206	
354 NETHRLNDS	52149	12923	367925	86181	
364 PHIL			41613	10370	
389 IRELAND			5252	1289	
400 U STATES	2433	1534	40757	28330	
	228083	55163	2077510	514115	
CORDAGE OVER 1 INCH HOP	LB				3465
100 U KINGDOM	13030	4551	180015	69513	
306 BELGIUM			1584	342	
344 ITALY			13865	4507	
366 PORTUGAL			500	172	
400 U STATES	5903	3016	119158	31942	
	18933	7567	315122	106476	
COTTON FABRIC RUBBERIZED	LB				3472
100 U KINGDOM			7837	4258	
400 U STATES	22561	13501	126644	98319	
	22561	13501	134481	102577	
COTTON WINDOW SHADE CLOTH	LB				3473
400 U STATES	1885	2301	23213	32391	
	1885	2301	23213	32391	
COTTON FABRICS COATED N O P	LB				3474
100 U KINGDOM	33824	14600	306630	236217	
306 BELGIUM	170	414	520	1543	
327 FRANCE	577	352	2119	1978	
335 GERMANY W	972	859	10982	6118	
354 NETHRLNDS			7938	6021	
375 SWEDEN			463	213	
400 U STATES	232244	242649	2034797	2006652	
	267787	258874	2363449	2258742	
ARTISTS CANVAS COATED PREPARED					3475
100 U KINGDOM		240		1126	
306 BELGIUM		177		177	
327 FRANCE				226	
354 NETHRLNDS		309		1265	
400 U STATES		2102		20400	
		2828		23194	
CANVAS FLAX FOR TENTS AWNINGS	LB				3476
100 U KINGDOM	3737	2702	82988	48069	
400 U STATES	156	208	3605	4965	
	3893	2910	86593	53034	
FABRICS JUTE COATED	LB				3478
100 U KINGDOM			3025	1378	
400 U STATES	24814	8061	121275	41443	
	24814	8061	124300	42821	
FABRICS VEG FIBRE COATED	LB				3479
100 U KINGDOM	1242	1933	19126	20089	
347 JAPAN			98	133	
354 NETHRLNDS			154	153	
376 SWITZRLNO	422	1922	422	1922	
400 U STATES	17711	18513	155562	142184	
	19375	22368	175362	164481	
FABRICS FOR BRATTICE CLOTH	LB				3480
100 U KINGDOM	13414	2597	385861	54627	
400 U STATES	210	59	1085	294	
	13624	2656	386946	54921	
FABRICS SILK COATED	LB				3481
100 U KINGDOM			20	259	
400 U STATES	2279	11434	5183	28255	
	2279	11434	5203	28514	
FABRICS WOOL COATED	LB				3483
100 U KINGDOM	3038	1783	5792	10599	
306 BELGIUM	14392	16338	39161	85291	
344 ITALY			62	220	
400 U STATES	7599	11822	100577	127611	
	25029	29943	145592	223721	
FABRICS SYNTHETIC FIBRE COATED	LB				3484
100 U KINGDOM	240	119	280	169	
306 BELGIUM	8433	11455	142789	169658	
327 FRANCE			17818	35501	
347 JAPAN			150	270	
354 NETHRLNDS			78	155	
400 U STATES	132846	232138	991769	1639924	
	141519	243712	1152884	1845677	
OILCLOTH FLOOR LINOLEUM	LB				3485
100 U KINGDOM	1440484	190691	15455705	2061492	
327 FRANCE			1540	583	
381 ALASKA			2500	508	
400 U STATES	1278708	210750	15036347	2548680	
	2719192	401441	30496092	4611263	

Articles and Countries from which Imported	MONTH OF OCTOBER 1954		TEN MONTHS ENDED OCTOBER 1954		Class Number	
	Quantities	Values (\$)	Quantities	Values (\$)		
OILCLOTH CARRIAGE SHELF TABLE	LB				3486	
100 U KINGDOM	28938	23998	158688	118317		
400 U STATES	59219	40647	624594	423634		
	88157	64645	783282	541951		
TYPEWRITER RIBBONS	LB				3487	
100 U KINGDOM	252	769	4691	12220		
335 GERMANY W			129	5880		
400 U STATES	118	818	1193	8546		
	370	1587	6013	26646		
FABRICS COTTON TO COVER RUBBER	LB				3488	
100 U KINGDOM	9328	12714	61688	77781		
400 U STATES	825	1137	3358	4373		
	10153	13851	65046	82154		
CORD TIRE FABRICS SYNTH FIBRE	LB				3489	
400 U STATES	33971	27784	558970	586204		
	33971	27784	558970	586204		
LACE EMBROIDERIES BOBBINET NOP	LB				3501	
100 U KINGDOM	1847	14142	28519	174867		
215 INDIA	516	1394	707	3828		
231 HONG KONG	71	292	457	2324		
305 AUSTRIA	218	1484	1543	15455		
306 BELGIUM	48	345	1107	5751		
327 FRANCE	5122	41534	73757	569014		
335 GERMANY W	12	57	1040	7438		
344 ITALY			3481	5798		
347 JAPAN	13	280	3280	11883		
367 AZORES	50	161	489	3460		
373 CANARY IS	234	1004	1437	5227		
376 SWITZRLNO	31	732	1758	18047		
400 U STATES	26641	166251	254175	1484961		
	34803	227676	371750	2308053		
CORSETS GIRDLES BRASSIERES						3510
100 U KINGDOM		1758		10693		
318 DENMARK				265		
327 FRANCE				684		
335 GERMANY W		200		2326		
347 JAPAN				10584		
400 U STATES		79077		987953		
		81035		1012505		
BRACES OR SUSPENDERS AND PARTS					3511	
100 U KINGDOM		1486		29950		
327 FRANCE		439		647		
335 GERMANY W		156		15430		
344 ITALY				88		
400 U STATES		4058		64397		
		6139		110512		
CHURCH VESTMENTS ANY MATERIAL					3512	
100 U KINGDOM		722		15942		
306 BELGIUM				4122		
327 FRANCE		2142		25367		
344 ITALY				3596		
372 SPAIN		137		233		
400 U STATES		745		31631		
		3746		80891		
CARMENTS KNITTED N O P	LB				3514	
100 U KINGDOM	122	1287	919	10341		
400 U STATES	48	241	861	3047		
	170	1528	1780	13388		
GLOVES MITTS AND WITTENS N O P	DZ PR				3515	
100 U KINGDOM	22	231	1688	11247		
327 FRANCE			85	717		
344 ITALY	65	325	253	1354		
347 JAPAN			399	1158		
400 U STATES	507	4151	10740	54232		
	594	4707	13165	68708		
BERETS OF WOOL KNITTED FULLED	D02				3516	
100 U KINGDOM	576	2306	4754	20916		
327 FRANCE	15	117	910	2974		
344 ITALY	96	652	181	1265		
400 U STATES			14	89		
	687	3075	5859	25244		
CAPS BONNETS BERETS N O P	D02				3517	
100 U KINGDOM	1111	7866	20629	103152		
306 BELGIUM	5	63	83	836		
327 FRANCE	40	172	1489	6891		
335 GERMANY W			2057	5937		
344 ITALY	72	760	937	9358		
347 JAPAN	1272	3756	5799	12846		
352 MEXICO			22	53		
359 NORWAY	183	1618	256	2342		
376 SWITZRLNO	42	561	526	4543		
400 U STATES	3872	40469	65005	382246		
	6597	55265	96803	528204		
HATS OF FUR FELT MENS	D02				3518	
100 U KINGDOM	260	12939	1654	79460		
305 AUSTRIA			3	207		
306 BELGIUM	4	141	16	836		
327 FRANCE			9	596		
344 ITALY	89	6636	547	40802		
400 U STATES	14	861	258	13526		
	367	20577	2487	135427		
HATS OF WOOL FELT	D02				3519	
100 U KINGDOM	69	897	725	9677		
305 AUSTRIA			4	278		
327 FRANCE			1	58		
400 U STATES	635	11846	2720	49617		
	704	12743	3450	59630		

Articles and Countries from which Imported	MONTH OF OCTOBER 1954		TEN MONTHS ENDED OCTOBER 1954		Class Number
	Quantities	Values (\$)	Quantities	Values (\$)	
HATS OF FUR FELT WOMENS	DOZ				3520
100 U KINGDOM	82	3263	348	15189	
305 AUSTRIA			15	887	
327 FRANCE	160	4200	501	13186	
344 ITALY			14	651	
376 SWITZRLND	1	216	28	2088	
400 U STATES	585	24517	2403	111004	
	828	32196	3309	148005	
HATS M O P	DOZ				3521
100 U KINGDOM	52	771	666	19511	
224 JAMAICA			66	818	
231 HONG KONG			2	70	
305 AUSTRIA			13	965	
327 FRANCE	21	716	674	36487	
335 GERMANY W			7	440	
344 ITALY	224	2553	1844	17626	
347 JAPAN			324	929	
352 MEXICO			447	624	
354 NETHRLNDS			11	1074	
372 SPAIN			12	614	
376 SWITZRLND			378	11430	
400 U STATES	23	365	378	11430	
	3382	75429	44082	926216	
	3702	79834	48526	1016804	
FIREMENS SAFETY HELMETS					3522
100 U KINGDOM		110		3379	
381 ALASKA				200	
400 U STATES		36592		273147	
		36702		276726	
KNITTED GOODS M O P	LB				3524
100 U KINGDOM			1635	4902	
400 U STATES	8689	19995	68811	153378	
	8689	19995	70446	158280	
UNDERWEAR M O P KNITTED	LB				3525
CHEMILLE YARNS AND CORDS	LB				3548
327 FRANCE	530	897	1520	2368	
400 U STATES	137	543	47209	23635	
	667	1440	48729	26003	
USED BAGS OF VEGETABLE FIBRE					3550
100 U KINGDOM		157		453	
224 JAMAICA		700		700	
400 U STATES		7611		50817	
		8468		51970	
BELTING M O P	LB				3551
100 U KINGDOM	485	572	8561	10180	
335 GERMANY W			432	471	
400 U STATES	4494	6589	51445	73068	
	4979	7161	60438	83719	
BLANKETS FOR PRINTING PRESSES					3552
100 U KINGDOM		2177		21275	
400 U STATES		23383		272970	
		25560		294245	
BRAIDS CORDS FRINGES M O P					3553
100 U KINGDOM		1733		26607	
306 BELGIUM				638	
327 FRANCE		803		15004	
335 GERMANY W		146		6070	
344 ITALY		1676		1803	
347 JAPAN		2729		4030	
354 NETHRLNDS				238	
376 SWITZRLND		311		2876	
400 U STATES		58304		524074	
		65702		581340	
CARPETS M O P	80 FT				3554
100 U KINGDOM	11589	3735	395677	69496	
215 INDIA	1503	713	9333	4087	
231 HONG KONG			9543	2887	
306 BELGIUM	94362	20182	726820	146878	
308 BOLIVIA			3008	445	
327 FRANCE	1080	552	8610	4087	
344 ITALY	15599	3790	212539	54695	
347 JAPAN	51955	11628	172316	28642	
354 NETHRLNDS			83785	18526	
359 NORWAY	1075	468	1075	468	
400 U STATES	231528	89777	3009938	987409	
	458691	130845	4632644	1317620	
CNAPES BLACK MOUNNING					3556
CURTAINS M O P					3557
100 U KINGDOM				4848	
400 U STATES		1457		7522	
		1457		12370	
FELT ADHESIVE FOR VESSELS					3558
100 U KINGDOM		349		5337	
		349		5337	
HAT BRAIDS NOT OVER 6 INCHES					3559
231 HONG KONG				115	
344 ITALY		1215		16313	
376 SWITZRLND		74294		324632	
400 U STATES		11966		93354	
		87475		434414	
HAT SWEATS CAP PEAKS AND BANDS					3560
100 U KINGDOM		316		19462	
306 BELGIUM				545	
400 U STATES		25275		269903	
		25591		289910	

Articles and Countries from which Imported	MONTH OF OCTOBER 1954		TEN MONTHS ENDED OCTOBER 1954		Class Number
	Quantities	Values (\$)	Quantities	Values (\$)	
HOODS AND SHAPES OF FUR FELT	DOZ				3561
100 U KINGDOM			6	146	
317 CZECHOS	320	2891	320	2891	
327 FRANCE	905	10926	9278	106990	
344 ITALY	1741	24426	16198	206925	
376 SWITZRLNO			169	1918	
400 U STATES	482	7651	2370	41128	
	3448	45894	28341	359998	
HOODS AND SHAPES OF WOOL FELT	DOZ				3562
100 U KINGDOM			46	448	
400 U STATES	96	1394	669	6913	
	96	1394	715	7361	
HOODS AND SHAPES KNITTED	DOZ				3563
321 ECUMADOR			755	12217	
344 ITALY	892	9631	8799	64193	
347 JAPAN	2800	8606	11821	40643	
352 MEXICO			216	391	
355 INDONESIA			28500	16603	
376 SWITZRLNO	121	1332	1308	16164	
393 TAIWAN			100	630	
400 U STATES	898	11967	14442	86080	
	4711	31536	65941	236921	
HOODS AND SHAPES N O P	DOZ				3564
100 U KINGDOM	62	494	146	1288	
327 FRANCE			5	484	
344 ITALY			681	2692	
376 SWITZRLND	306	3285	1458	17533	
400 U STATES	520	3855	6478	44253	
	888	7634	8768	66250	
MATERIALS FOR HAT BRAIDS					3565
376 SWITZRLND				850	
400 U STATES				1481	
				2331	
SURGICAL DRESSINGS					3566
100 U KINGDOM		22134		246891	
335 GERMANY W		1344		25165	
400 U STATES		47260		463879	
		70738		735935	
ELASTIC WEBBING WOVEN FOR WFRS	LB				3567
10' U KINGDOM	539	1045	9535	15372	
327 FRANCE			167	631	
335 GERMANY W	1734	3534	7846	21977	
344 ITALY	200	382	3046	5981	
347 JAPAN			768	1066	
354 NETHRLNDS	261	532	456	873	
400 U STATES	6767	16566	52845	149290	
	9501	22059	74663	195890	
ELASTIC WEBBING WOVEN N O P	LB				3568
100 U KINGDOM	53	84	7521	12164	
327 FRANCE			367	798	
335 GERMANY W			1168	2068	
344 ITALY	936	1694	7400	17099	
347 JAPAN	1264	1273	27955	21913	
354 NETHRLNDS	724	1325	2323	4294	
400 U STATES	3147	7758	52080	113024	
	6124	12134	98814	171360	
WINDOW SHADES ON ROLLERS N O P					3569
400 U STATES		1673		7317	
		1673		7317	
CORDED RIBBONS FOR MENS HATS	LB				3570
400 U STATES	2583	11399	22745	109993	
	2583	11399	22745	109993	
NONELASTIC FABRICS FOR GARTERS	LB				3571
100 U KINGDOM			176	377	
400 U STATES			166	459	
			342	836	
FABRICS FOR CARD CLOTHING	LB				3572
100 U KINGDOM	140	123	2339	3432	
400 U STATES	70	131	2726	5270	
	210	254	5065	8702	
FIBRE OR TEXTILE PRODUCTS N O P					3573
100 U KINGDOM		1200		1692	
231 HONG KONG		58		58	
344 ITALY				351	
400 U STATES		5464		24936	
		6722		27037	
BRAIDED CORD 1 IN CIRC OR LESS	LB				3574
100 U KINGDOM	256	249	3899	3686	
400 U STATES	11136	6557	89576	63054	
	11392	6806	93475	66740	
ELASTIC WEBBING BRAIDED	LB				3576
100 U KINGDOM	695	1221	11761	16656	
335 GERMANY W	909	2110	1995	4187	
344 ITALY			813	1263	
347 JAPAN	3447	2166	31387	20651	
354 NETHRLNDS			703	1328	
360 ISRAEL			50	129	
400 U STATES	4929	10640	55555	127431	
	9980	16137	102264	171645	

Articles and Countries from which Imported	MONTH OF OCTOBER 1954		TEN MONTHS ENDED OCTOBER 1954		Class Number
	Quantities	Values (\$)	Quantities	Values (\$)	
GROUP 4					
WOOD WOOD PRODUCTS AND PAPER					
CANE REED OR RATTAN					4 002
215 INDIA		1 776		57 33	
231 HONG KONG				45 72	
313 CHINA				102	
327 FRANCE				653	
335 GERMANY W				6277	
347 JAPAN				129 4	
354 NETHRLNDS				271	
364 PHIL				2993	
400 U STATES		718		10709	
		2 494		32604	
OSIERS WILLOWS AND BAMBOOS					4 003
100 U KINGDOM				776	
231 HONG KONG				202	
304 ARGENTINA				4155	
311 BURMA				1639	
347 JAPAN				4122	
400 U STATES		146		10928	
		146		21822	
CORKWOOD UNMANUFACTURED					4 011
366 PORTUGAL				66701	
372 SPAIN				13435	
400 U STATES				9344	
		492		89480	
FENCE POSTS					4 021
NO					
400 U STATES	104	52	44162	11475	
	104	52	44162	11475	
HICKORY BILLETS					4 022
400 U STATES		11024		153046	
		11024		153046	
POLES TELEGRAPH AND PILING					4 024
NO					
400 U STATES	1744	28863	36446	492078	
	1744	28863	36446	492078	
RAILWAY TIES					4 025
NO					
400 U STATES	1980	8826	105708	323442	
	1980	8826	105708	323442	
LOGS ROUND UNMANUFACTURED NOP					4 026
M FT					
400 U STATES	2894	153114	77595	3785482	
	2894	153114	77595	3785482	
HANDLE SHINGLE BOLTS FELLOES					4 032
400 U STATES		2633		47399	
		2633		47399	
HUB LAST WAGON OAR GUN BLOCKS					4 033
376 SWITZRLND				246	
400 U STATES		28684		296328	
		28684		296574	
WOOD TEN PIN BLOCKS ROUGH					4 034
TEAK AMARANTH TROPICAL WOODS					4 041
210 G COAST				21440	
221 B GUIAMA				2495	
234 AUSTRALIA		3599		39502	
307 BEL CONGO				3285	
309 BRAZIL				483	
321 ECUADOR				2073	
337 GUATEMALA		3558		10726	
339 HONDURAS				3519	
371 THAILAND				23725	
400 U STATES		22017		133910	
		29174		241158	
ASH WHITE					4 042
M FT					
400 U STATES	95	13397	750	127962	
	95	13397	750	127962	
CEDAR					4 043
M FT					
400 U STATES	217	29415	1701	208647	
	217	29415	1701	208647	
CHESTNUT					4 044
M FT					
400 U STATES			2	314	
			2	314	
FIR					4 045
M FT					
381 ALASKA			56	4239	
400 U STATES	2578	254847	23888	2046266	
	2578	254847	23944	2050505	
GUMWOOD					4 046
M FT					
400 U STATES	57	5918	387	53259	
	57	5918	387	53259	
HEMLOCK					4 047
M FT					
100 U KINGDOM			7	287	
400 U STATES	305	23488	2613	170041	
	305	23488	2620	170328	
HICKORY					4 048
M FT					
400 U STATES	6	1219	105	15738	
	6	1219	105	15738	
MAHOGAN					4 049
M FT					
210 G COAST	60	11109	398	74147	
222 B HOND	14	4082	478	105155	
309 BRAZIL			36	7720	
337 GUATEMALA			18	3493	
347 JAPAN	93	17995	1087	168105	
352 MEXICO			24	7374	
361 PANAMA			2	568	
364 PHIL	17	2310	435	55360	
400 U STATES	211	57567	1595	378812	
	395	93063	4073	800734	

IMPORTS INTO CANADA FOR CONSUMPTION

Articles and Countries from which Imported	MONTH OF OCTOBER 1954		TEN MONTHS ENDED OCTOBER 1954		Class Number
	Quantities	Values (\$)	Quantities	Values (\$)	
OAK 347 JAPAN 381 ALASKA 400 U STATES	M FT				4050
	37	7671	127	25427	
			5	524	
PINE SOUTHERN YELLOW OR PITCH 400 U STATES			29387	3911389	4051
	3435	433630	29519	3937340	
	3472	441301			
PINE WHITE OR OTHER N O P 309 BRAZIL 381 ALASKA 400 U STATES	M FT				4052
	99	18938	2494	375519	
	99	18938	2494	375519	
POPLAR 400 U STATES	M FT				4053
	302	34094	1788	235734	
	302	34094	1788	235734	
REDWOOD 400 U STATES	M FT				4054
	47	9207	502	102439	
	47	9207	502	102439	
WALNUT 400 U STATES	M FT				4055
	118	28223	1245	298280	
	118	28223	1245	298280	
LUMBER AND TIMBER HARDWOOD N O P 347 JAPAN 381 ALASKA 400 U STATES	M FT				4056
			127	22159	
	840	89043	15	1050	
LUMBER AND TIMBER N O P 381 ALASKA 400 U STATES			7551	791608	4057
	840	89043	7693	814817	
	M FT				
HARDWOOD FLOORING 354 NETHRLNDS 375 SWEDEN 400 U STATES			13	2851	4058
	1	441	7	2190	
	1760	258309	14345	1978047	
PINE PONDEROSA AND SUGAR 400 U STATES			14365	1983088	4059
	M FT				
	2083	220016	21956	2255807	
LATHS 400 U STATES			21956	2255807	4071
	M				
			1018	22194	
PICKETS PLAIN 400 U STATES			1018	22194	4072
	M				
			1	173	
PLYWOOD GLEED OR CEMENTED 100 U KINGDOM 211 NIGERIA 305 AUSTRIA 326 FINLAND 327 FRANCE 328 FR AFRICA 335 GERMANY W 344 ITALY 347 JAPAN 352 MEXICO 354 NETHRLNDS 365 POLAND 375 SWEDEN 381 ALASKA 400 U STATES			1	173	4073
				4314	
SHINGLES OF WOOD 400 U STATES				3489	4074
				17172	
				106806	
VENEERS OF ROSEWOOD ETC 327 FRANCE 375 SWEDEN 400 U STATES				96587	4075
				64777	
				106515	
VENEERS OF WOOD N O P 347 JAPAN 400 U STATES				10285	4076
				514991	
				3046	
VENEERS OF WOOD TAPED JOINTED 305 AUSTRIA 400 U STATES				1714	4077
				3558	
				93646	
VENEERS AUSTRALIAN BLACKWOOD 234 AUSTRALIA 400 U STATES				1682	4078
				154496	
				179024	
PLYWOOD FACED WITH METAL 400 U STATES				1183078	4079
BARK CRUDE FOR TANNERS USE 400 U STATES					4081
FIREWOOD 400 U STATES					4082
PULPWOOD 400 U STATES					4083
SAWDUST AND WOOD FLOUR 400 U STATES					4084

Articles and Countries from which Imported	MONTH OF OCTOBER 1954		TEN MONTHS ENDED OCTOBER 1954		Class Number
	Quantities	Values (\$)	Quantities	Values (\$)	
BARRELS EMPTY SLACK 400 U STATES	NO		380	185	4090
BARRELS EMPTY TIGHT 100 U KINGDOM 359 NORWAY 400 U STATES	NO		303 75	949 63	4091
	19841	51244	180083	491414	
STAVES HEADINGS POPLAR ROUGH	19841	51244	180461	492426	4093
STAVES OAK SAWN SPLIT OR CUT 400 U STATES	M		1954	512212	4094
STAVES ROUGH SAWN M O P	176	44822	1954	512212	4095
STAVES 5 EIGHTHS INCH OR OVER	M				4096
STAVES M O P 100 U KINGDOM 400 U STATES	M		160	5437	4097
	121	8848	1012	57456	
WODDEN PAILS AND TUBS 400 U STATES	121	8848	1172	62893	4098
				3502	
HOOPS HEADS AND LINERS OF WOOD 100 U KINGDOM 400 U STATES				3460	4099
		11923		124119	
CORK SLABS BOARDS TILES M O P 100 U KINGDOM 318 DENMARK 353 MOROCCO 366 PORTUGAL 372 SPAIN 400 U STATES				127579	4101
		1794		3751	
		2753		33661	
		10937		27374	
		8077		131593	
		53810		216283	
		3035		125876	
		80406		538538	
CORKS THREE FOURTHS IN OR LESS 366 PORTUGAL 372 SPAIN 400 U STATES	LB		7240	9505	4102
			2108	4150	
			159	782	
			9507	14437	
CORKS OVER THREE FOURTHS INCH 100 U KINGDOM 366 PORTUGAL 372 SPAIN 400 U STATES	LB		1510	769	4103
	1370	528	78812	119331	
	6637	10061	37976	59544	
	858	1192	9195	25020	
	703	2494			
	9568	14275	127493	204664	
CORK SLABS BOARDS FOR MFRS 100 U KINGDOM 328 FR AFRICA 353 MOROCCO 366 PORTUGAL 372 SPAIN 400 U STATES				6451	4104
				7469	
		7602		24524	
		91361		361441	
		108728		533233	
		76701		1308074	
		284392		2241192	
MANUFACTURES OF CORKWOOD M O P 100 U KINGDOM 335 GERMANY W 354 NETHRLNDS 366 PORTUGAL 372 SPAIN 400 U STATES				23738	4105
		4749		5785	
		1042		317	
				96276	
		11206		30658	
		2097		230156	
		30111		386930	
		49205			
BICYCLE RIM STRIPS OF MAPLE					4111
BILLETS OF WOOD FOR BATS 400 U STATES				50865	4112
		12212		50865	
GUM STOCKS OF WALNUT ROUGH 400 U STATES				302	4113
				302	
WOOD HANDLES FOR AGRIC IMPL 400 U STATES				258798	4114
		2232		258798	
HANDLES OF WOOD M O P 100 U KINGDOM 335 GERMANY W 375 SWEDEN 400 U STATES				369	4118
				2407	
		105		525	
		33806		290557	
		33911		293858	
SHAFTS OR HEADS FOR GOLF CLUBS 400 U STATES				48982	4119
		4350		48982	
LASTS OF WOOD 400 U STATES				46737	4120
		3765		46737	
MEXICAN SADDLE TREES STIRRUPS 400 U STATES				8047	4121
		703		8047	
SPOKES HICKORY DAK ROUGH 400 U STATES				2477	4122
				2477	
WALKING STICKS AND CANES 100 U KINGDOM 215 INDIA 216 PAKISTAN				9062	4125
		1542		319	
				2346	

Articles and Countries from which Imported	MONTH OF OCTOBER 1954		TEN MONTHS ENDED OCTOBER 1954		Class Number
	Quantities	Values (\$)	Quantities	Values (\$)	
335 GERMANY W				930	
347 JAPAN				1027	
400 U STATES		185		3174	
SULPHITE PULP BL DISSOLVING		1727		16858	
400 U STATES	CWT				4130
	2078	21640	15869	170823	
SODA PULP					
	2078	21640	15869	170823	
SULPHITE PULP UNBLEACHED	CWT				4131
400 U STATES	45678	246994	470325	2536357	
	45678	246994	470325	2536357	
SULPHITE PULP BLEACHED N O P	CWT				4132
400 U STATES	12201	78008	100715	676380	
	12201	78008	100715	676380	
SULPHATE OR KRAFT PULP	CWT				4133
375 SWEDEN			10097	47119	
400 U STATES	21081	121885	165924	1006658	
	21081	121885	176021	1053777	
WOOD PULP MECHANICAL	CWT				4134
359 NORWAY			11615	30082	
375 SWEDEN			27563	93583	
400 U STATES			40633	175307	
			79811	298972	
PULP OF STRAW OR VEG FIBRE EOP	CWT				4135
100 U KINGDOM			152	4185	
335 GERMANY W			44	1580	
400 U STATES	6595	40792	69101	535639	
	6595	40792	69297	541404	
BOBBINS SHUTTLES AND SPOOLS					
100 U KINGDOM		1843		7304	
335 GERMANY W				1322	
376 SWITZRLND		249		5792	
400 U STATES		10893		165747	
		12985		180165	
CASKETS COFFINS AND METAL PTS					
400 U STATES		24374		246518	
		24374		246518	
CHARCOAL MADE FROM WOOD	TON				4142
400 U STATES	314	19836	1597	104247	
	314	19836	1597	104247	
CHURNS N O P WASHBOARDS					
100 U KINGDOM				1478	
335 GERMANY W		390		12490	
375 SWEDEN		157		878	
400 U STATES		1589		18743	
		2136		33589	
CLOTHES PINS AND PARTS	GROSS				4143
100 U KINGDOM				7541	
317 CZECHO S			600	266	
318 DENMARK	16000	5982	66935	23646	
335 GERMANY W			300	116	
347 JAPAN			500	188	
354 NETHRLNOS	5000	1475	20000	5900	
375 SWEDEN	2360	778	42715	14561	
400 U STATES	215	59	2130	3189	
	23575	8294	133180	55407	
CRUTCHES OR STAFFS					
400 U STATES		1468		19874	
		1468		19874	
CURTAIN STRETCHERS					
375 SWEDEN				807	
400 U STATES		1195		9799	
		1195		10606	
DOORS WOOD 6 FT X 2 FT OR OVER	NO				4144
100 U KINGDOM			13	202	
305 AUSTRIA			268	1820	
317 CZECHO S			3250	10814	
326 FINLAND	2190	8721	4342	17067	
335 GERMANY W	1535	6486	13503	57960	
354 NETHRLNOS	300	1252	3559	17817	
400 U STATES	878	10524	9255	113732	
	4903	26983	34190	219412	
EXCELSIOR OR WOOD WOOL					
400 U STATES				19897	
				19897	
FIBRE AND MANUFACTURES N O P					
100 U KINGDOM		727		6956	
306 BELGIUM				1563	
375 SWEDEN				2614	
400 U STATES		79012		838104	
		79739		849237	
FURNITURE MAINLY OF WOOD					
100 U KINGDOM		16176		136541	
215 INDIA		110		1701	
223 BARBADOS				440	
224 JAMAICA				65	
231 HONG KONG		1501		28978	
236 NEW ZEAL				778	
306 BELGIUM				12688	
317 CZECHO S		3821		18870	
318 DENMARK		2754		20440	
322 EGYPT				561	
327 FRANCE		846		15745	
335 GERMANY W		3884		33446	
344 ITALY		6984		25304	
347 JAPAN				1175	

Articles and Countries from which Imported	MONTH OF OCTOBER 1954		TEN MONTHS ENDED OCTOBER 1954		Class Number
	Quantities	Values (\$)	Quantities	Values (\$)	
352 MEXICO				265	
353 MOROCCO				1020	
354 NETHRLNDS		467		27396	
355 INDONESIA				127	
359 NORWAY		952		32693	
365 POLAND		2795		34526	
372 SPAIN				1042	
375 SWEDEN		1899		26994	
376 SWITZRLND				1062	
383 HAWAII				565	
388 YUGO SLAV				5100	
390 GERMANY E				60	
391 LEBANON				200	
400 U STATES		396662		3659183	
		438851		4086965	
MATCHES OF WOOD					4152
100 U KINGDOM		180		542	
375 SWEDEN				29673	
400 U STATES		1105		22591	
		1285		52806	
MOULDINGS OF WOOD					4153
100 U KINGDOM				160	
306 BELGIUM		364		828	
317 CZECHO S				223	
400 U STATES		2401		51709	
		2765		52920	
SKIS RACQUETS AND FRAMES BATS					4154
100 U KINGDOM		3210		32343	
215 INDIA				3194	
216 PAKISTAN		213		23302	
234 AUSTRALIA				6849	
305 AUSTRIA		13791		18501	
306 BELGIUM		34		7763	
318 DENMARK		679		679	
326 FINLAND				363	
327 FRANCE				1983	
335 GERMANY W		6784		12637	
347 JAPAN				3748	
354 NETHRLNDS				1082	
359 NORWAY		21952		24693	
375 SWEDEN		1151		2174	
376 SWITZRLND		290		1114	
400 U STATES		2754		62914	
		50858		203339	
WINDOW SASH OF WOOD					4155
400 U STATES		1951		9641	
		1951		9641	
WOOD BOXES CRATES AND SHOOKS					4156
100 U KINGDOM		192		1907	
335 GERMANY W				1651	
347 JAPAN				1227	
390 GERMANY E		597		597	
400 U STATES		12198		131875	
		12987		137257	
MANUFACTURES OF WOOD N O P					4157
100 U KINGDOM		32072		144358	
203 B E AFR		462		674	
215 INDIA		1194		2480	
231 HONG KONG		141		8878	
234 AUSTRALIA				399	
305 AUSTRIA		2183		2358	
306 BELGIUM		66		2725	
317 CZECHO S		163		5819	
318 DENMARK		134		1649	
326 FINLAND		471		3658	
327 FRANCE		3206		39768	
335 GERMANY W		6593		121148	
338 HAITI				1715	
344 ITALY		5112		31907	
347 JAPAN		18166		83943	
352 MEXICO				439	
354 NETHRLNDS		5523		16681	
355 INDONESIA				141	
359 NORWAY				1293	
372 SPAIN		668		1618	
375 SWEDEN		11615		68703	
376 SWITZRLND		321		3305	
381 ALASKA				132	
390 GERMANY E		192		2595	
400 U STATES		270298		2150557	
		358580		2696943	
BOWLS TRAYS AND DISHES OF WOOD					4158
100 U KINGDOM				145	
215 INDIA		80		1008	
231 HONG KONG		55		471	
306 BELGIUM				348	
317 CZECHO S				2204	
326 FINLAND				232	
327 FRANCE		190		2251	
335 GERMANY W				7018	
338 HAITI				1918	
344 ITALY		240		2775	
347 JAPAN		2954		20110	
352 MEXICO				507	
375 SWEDEN		3266		7293	
376 SWITZRLND		96		303	
383 HAWAII				567	

IMPORTS INTO CANADA FOR CONSUMPTION

Articles and Countries from which Imported	MONTH OF OCTOBER 1954		TEN MONTHS ENDED OCTOBER 1954		Class Number
	Quantities	Values (\$)	Quantities	Values (\$)	
388 YUGO SLAV				1909	
400 U STATES		8384		43640	
CONT BOARD FOR MOIST OILY FOOD	LB	15265		92699	4160
400 U STATES		794582	10338055	897981	
CARD STOCK BRISTOL BOARD	LB	794582	10338055	897981	4161
100 U KINGDOM			6014	973	
400 U STATES		106557	1225231	193624	
CHIPBOARD NEWS BOARD	LB	106557	1231245	194597	4162
400 U STATES		219272	2325206	164240	
LEATHER BOARD LEATHEROID MFRS	LB	219272	2325206	164240	4163
100 U KINGDOM		29212	83422	17106	
354 NETHRLNDS		449	100	100	
400 U STATES		79130	232042	103926	
MILLBOARD AND BINDERS BOARD	LB	108791	315913	121132	4164
100 U KINGDOM			6236	884	
400 U STATES		163017	4464021	333601	
PULPBOARD FOR MFR OF WALLBOARD	LB	163017	4470257	334485	4165
400 U STATES		5263870	252949	36875233	
PULPBOARD TO WRAP ROLLS PAPER	LB	5263870	252949	36875233	4166
400 U STATES		266967	16252	4014462	
STRAWBOARD N O P	LB	266967	16252	4014462	4167
400 U STATES		700	170	185961	
PULP BOARD FOR CONTAINERS	LB	700	170	185961	4168
400 U STATES		1079401	57893	18772086	
BUILDING AND INSULATING BOARD	LB	1079401	57893	18772086	4169
100 U KINGDOM		3776	1059	62698	
305 AUSTRIA				75759	
326 FINLAND		152353	4312	2661687	
335 GERMANY W				14667	
375 SWEDEN		286015	13666	1947658	
381 ALASKA		4889	294	4889	
383 HAWAII				23500	
400 U STATES		2735274	267988	30912316	
PULPBOARD OTHER FIBREBOARD N O P	LB	3182307	287319	35703174	4170
100 U KINGDOM		3221	612	37125	
335 GERMANY W				2343	
344 ITALY				6000	
354 NETHRLNDS				3188	
375 SWEDEN		308	259	2222	
400 U STATES		451253	72713	4875324	
ELECTRIC INSULATING PRESSBOARD	LB	454782	73584	4926202	4171
100 U KINGDOM				22038	
400 U STATES		97262	24145	682902	
FELTBOARD ROOF FELT NOT COATED	LB	97262	24145	704940	4172
400 U STATES		734488	21564	6849305	
PRESSBOARD N O P	LB	734488	21564	6849305	4173
100 U KINGDOM				5517	
375 SWEDEN				4868	
400 U STATES		89151	24930	1028199	
SHOEBOARDS	LB	89151	24930	1038584	4174
100 U KINGDOM		31673	5357	44888	
400 U STATES		28474	9832	423023	
PAPERBOARD FOR SHOEBOARDS	LB	60147	15189	467911	4175
400 U STATES		6161	1086	459190	
GYPNUM BOARD LATH ROCK LATH	LB	6161	1086	459190	4176
381 ALASKA		117287	3692	139287	
389 IRELAND				483646	
400 U STATES		714885	11317	18612327	
ENAMELLED PAPER	LB	832172	15009	19235260	4178
400 U STATES		1516	302	27946	
CARBON PAPER	LB	1516	302	27946	4179
100 U KINGDOM		7277	8558	74853	
327 FRANCE				2174	
335 GERMANY W		150	82	445	
400 U STATES		32030	21804	247610	
ROTOGRAVURE PRINTING PAPER	LB	39457	30444	325082	4180
400 U STATES				657	
BOOK PAPER FOR PERIODICALS	LB			657	4181
328 FR AFRICA				11574	
400 U STATES				55078	
BOOK PRINTING LITHO PAPER N O P	LB			66652	4182
100 U KINGDOM				58878	
327 FRANCE				000	
354 NETHRLNDS				2319	

Articles and Countries from which Imported	MONTH OF OCTOBER 1954		TEN MONTHS ENDED OCTOBER 1954		Class Number
	Quantities	Values (\$)	Quantities	Values (\$)	
400 U STATES	512931	87602	3771898	617224	
BOOK PRINTING PAPER COATED NOP	LB	512931	3833895	631292	4183
100 U KINGDOM			28585	11361	
400 U STATES	215884	40064	2157642	497374	
COATED PAPERS FOR PERIODICALS	215884	40064	2186227	508735	
400 U STATES	LB	335991	2259023	250145	4184
COVER PAPERS NOT PASTED COATED	335991	38304	2259023	250145	
100 U KINGDOM	LB	1888	1233	22198	4185
400 U STATES		8772	2425	180909	13992
COVER PAPERS PASTED COATED	10660	3658	203107	58932	
100 U KINGDOM	LB	2919	2075	11534	4186
400 U STATES		25910	10317	284723	7597
SURFACE COATED PAPER N O P	28829	12392	296257	112221	
100 U KINGDOM	LB	316	301	81354	4187
335 GERMANY W		176	109	2342	61530
375 SWEDEN		2639	414	3139	1139
400 U STATES		98455	48990	815036	678
NEWSPRINT PAPER	101586	49814	901871	438878	
400 U STATES	LB				4188
WAXED PAPER IN PACKAGE FORM	LB				4189
400 U STATES			2963	422	
WAXED PAPER FOR WRAPPING N O P	LB		2963	422	4190
100 U KINGDOM	LB		9161	3777	
400 U STATES		64923	14993	985322	240643
GREASEPROOF AND GLASSINE PAPER	64923	14993	994483	244420	
335 GERMANY W	LB		25081	5369	4191
400 U STATES		24868	6773	373704	92889
TISSUE WRAPPING PAPER	24868	6773	398785	98258	
100 U KINGDOM	LB	2861	1135	2861	4192
305 AUSTRIA		743	145	3079	1135
359 NORWAY				22458	1163
400 U STATES		42082	6716	128066	3151
VEGETABLE PARCHMENT PAPER	45686	7996	156464	28745	
100 U KINGDOM	LB	2307	446	48841	4193
400 U STATES		3587	908	53039	9509
WRAPPING PAPER KRAFT	5894	1354	101880	24336	
354 NETHRLNDS	LB		10938	1155	4195
400 U STATES		98622	8038	3199522	263130
WRAPPING PAPER OILED COATED	98622	8038	3210460	264285	
375 SWEDEN	LB		6779	1120	4196
400 U STATES		113980	14556	739772	174725
WRAPPING PAPER ALL KINDS N O P	113980	14556	746551	175845	
100 U KINGDOM	LB	7601	2967	13609	4226
335 GERMANY W				410	146
354 NETHRLNDS				21412	4374
400 U STATES		134310	15175	1080878	152183
DUPLEX BACKING PAPER	141911	18142	1116309	160929	
400 U STATES	LB				4198
IMITATION PARCHMENT WRAPPING		59479	23170	591531	244678
400 U STATES	LB			591531	244678
WRAPPER SHEETS AND HEADS			4574	629	
400 U STATES	LB			4574	629
BOND AND LEDGER PAPERS UN CUT		11082	1215	28450	2906
100 U KINGDOM		11082	1215	28450	2906
400 U STATES	LB				4201
ENVELOPES		4877	1797	16508	6264
100 U KINGDOM		12408	4670	490405	120567
327 FRANCE		17285	6467	506913	126831
344 ITALY	M	48	296	250	1336
375 SWEDEN		10	83	48	265
400 U STATES		3758	14286	16904	93133
ONION SKIN AND MANIFOLD PAPER	3816	14665	17447	95457	
100 U KINGDOM	LB			10129	5940
335 GERMANY W				8299	3402
400 U STATES		34645	30378	336215	235547
BOXED PAPER AND PAPERETRIES	34645	30378	354643	244889	
100 U KINGDOM	LB			3393	3420
305 AUSTRIA				83	91
327 FRANCE				1010	1043
376 SWITZRLND		1108	650	1108	650
400 U STATES		13352	11156	200237	110779
HAND MADE PAPER 40 C OR OVER	14460	11806	205831	115983	
100 U KINGDOM	LB			4871	3366
344 ITALY				736	334
				5607	3700

Articles and Countries from which Imported	MONTH OF OCTOBER 1954		TEN MONTHS ENDED OCTOBER 1954		Class Number
	Quantities	Values (\$)	Quantities	Values (\$)	
WASTE PAPER					
400 U STATES	CWT				4209
	53170	79817	606792	904563	
	53170	79817	606792	904563	
ELECTRIC CABLE INSULATING PAPER					
100 U KINGDOM	LB		9854	1904	4210
400 U STATES		80832	1807128	785068	
	206942	80832	1816982	786972	
PHOTOGRAPHERS PAPERS					
100 U KINGDOM		6464		65386	4211
306 BELGIUM		4937		146067	
335 GERMANY W		39110		143847	
347 JAPAN				708	
354 NETHRLNOS		53		672	
376 SWITZRLNO				1024	
400 U STATES		158303		1845244	
		208867		2202948	
BLOTTING PAPER NOT PRINTED					
100 U KINGDOM	LB		5750	1454	4212
400 U STATES		247	275818	84223	
	950	11854	281568	85677	
	32439	12101			
	33389				
CIGARETTE PAPER UNGUMMED					
400 U STATES	LB		2001005	983409	4213
	200746	95853	2001005	983409	
	200746	95853			
CIGARETTE PAPER GUMMED ROLLS					
327 FRANCE	LB		8930	2679	4214
400 U STATES			7912	2924	
			16842	5603	
CIGARETTE PAPERS IN PACKETS					
100 U KINGDOM	M		65	1167	4215
327 FRANCE		250	14085	162430	
354 NETHRLNOS			20	320	
400 U STATES			1126	19842	
	250	4624	15296	183759	
CREPE PAPER DECORATIVE ROLLS					
400 U STATES	LB		35249	14783	4216
	7576	2704	35249	14783	
	7576	2704			
GUMMED PAPER					
100 U KINGDOM	LB		65264	16533	4217
305 AUSTRIA		1727	21437	3244	
400 U STATES			946557	471606	
	91972	40177	1033258	491383	
	98522	41904			
HANGINGS OR WALL PAPER					
100 U KINGDOM	LB		70953	12846	4218
335 GERMANY W		3285	3774	1123	
347 JAPAN			305	429	
400 U STATES			163227	98830	
	14976	9686	238259	113228	
	34590	12971			
PAPER FOR SHOT SHELLS GUM WOOD					
400 U STATES	LB		455260	103960	4219
	49505	10465	455260	103960	
	49505	10465			
PAPIERMACHE WARE N O P					
100 U KINGDOM	LB		573	743	4220
335 GERMANY W		34	858	482	
344 ITALY			110	65	
347 JAPAN			8002	1796	
390 GERMANY E			943	365	
400 U STATES			22422	12565	
	5239	2671	32908	16016	
	5273	2740			
PAPER DECALCOMANIA					
100 U KINGDOM	LB		67164	23454	4222
400 U STATES		1940	115422	44524	
	6607	6800	182586	67978	
	16500	8740			
	23107				
PAPER MATRIX FOR PRINTING					
100 U KINGDOM	LB		1913	168	4223
400 U STATES			904647	331508	
	98165	35548	906560	331676	
	98165	35548			
PAPER MATTING					
347 JAPAN	LB		10437	4144	4224
400 U STATES			172210	73559	
	3897	1169	182647	77703	
	16970	6766			
	20867	7935			
PAPER PHOTO BARYTA COATED					
100 U KINGDOM	LB		30215	5427	4225
400 U STATES			1299273	437980	
	157277	51278	1329488	443407	
	157277	51278			
SHINGLES OF PAPER OR FELT					
400 U STATES	LB				4226
	187595	8862	2133258	80284	
	187595	8862	2133258	80284	
ROOFING SHEATHING PAPER PREPRD					
100 U KINGDOM	LB		67882	3482	4227
381 ALASKA			3700	398	
400 U STATES			6669633	424408	
	418088	26898	6741215	428288	
	418088	26898			
TISSUE PAPER N O P					
100 U KINGDOM	LB		6542	1867	4228
305 AUSTRIA		185	2493	1049	
335 GERMANY W		1049	2250	255	
359 NORWAY		255	32524	5056	
400 U STATES			644252	120341	
	43585	9131	688061	128568	
	49421	10620			
TOILET PAPER					
400 U STATES	LB		2473532	284227	4229
	244491	28515	2473532	284227	
	244491	28515			
TOWELS AND NAPKINS PLAIN					
100 U KINGDOM	LB		43127	6262	4230
400 U STATES			567861	99747	
	60053	10980	610988	106009	
	60053	10980			

Articles and Countries from which Imported	MONTH OF OCTOBER 1954		TEN MONTHS ENDED OCTOBER 1954		Class Number
	Quantities	Values (\$)	Quantities	Values (\$)	
WAXED STENCIL PAPER	LB				4231
100 U KINGDOM	42817	35306	357318	304848	
305 AUSTRIA			2209	1549	
400 U STATES	4736	8296	66370	82279	
	47553	43602	425897	395676	
ALL KINDS OF PAPER N O P	LB				4232
100 U KINGDOM	6622	645	23761	7925	
306 BELGIUM			5309	1063	
327 FRANCE	1000	517	2113	1001	
335 GERMANY W	270	124	599	296	
344 ITALY			982	455	
354 NETHRLNDS	1100	340	6770	1432	
400 U STATES	665957	163722	7621350	1444774	
	674949	165348	7660884	1456946	
TISSUE PAPER FOR STENCILS	LB				4233
400 U STATES			21449	4151	
			21449	4151	
FACIAL TISSUES HANDKERCHIEFS	LB				4234
400 U STATES	187602	33696	2220248	421206	
	187602	33696	2220248	421206	
PAPER NAPKINS N O P	LB				4235
100 U KINGDOM	7814	3475	54573	21403	
305 AUSTRIA			450	220	
318 DENMARK			43652	15958	
335 GERMANY W	1121	343	25851	11104	
347 JAPAN			500	381	
354 NETHRLNDS	788	738	3770	1902	
400 U STATES	46678	12153	664960	152614	
	56401	16709	793756	203582	
CARBONIZING TISSUE PAPER	LB				4236
100 U KINGDOM	19281	12183	296049	192281	
327 FRANCE			27666	6790	
400 U STATES	117506	24418	1147546	252388	
	136787	36601	1471261	451459	
CABLE INSULATING PAPER N O P	LB				4237
100 U KINGDOM	100338	18512	211359	39361	
400 U STATES	8316	2803	365436	89473	
	108654	21315	576795	128834	
CASH REGISTER PAPER	LB				4238
400 U STATES	6985	1543	64519	19299	
	6985	1543	64519	19299	
FILTER PAPER	LB				4239
100 U KINGDOM	270	159	1762	1607	
335 GERMANY W			8000	8330	
400 U STATES	98209	84800	843002	737797	
	98479	84959	852764	747734	
TABULATING PAPER AND STOCK	LB				4240
400 U STATES	611940	62979	4982288	516569	
	611940	62979	4982288	516569	
BAGS AND SACKS OF PAPER	LB				4241
100 U KINGDOM	950	168	3169	783	
335 GERMANY W			1530	468	
354 NETHRLNDS			7891	891	
400 U STATES	256489	37080	2915459	452140	
	257439	37248	2928049	454282	
PAPER PROTECTORS FOR PLANTS					4242
100 U KINGDOM				277	
400 U STATES				19555	
				19832	
CONTAINERS PAPERBOARD N O P	LB				4243
100 U KINGDOM	394	67	13467	10879	
231 HONG KONG			250	175	
327 FRANCE	206	58	3129	1290	
335 GERMANY W			24792	8118	
347 JAPAN			45	98	
354 NETHRLNDS			4821	2519	
376 SWITZRLND			992	195	
400 U STATES	804039	268720	7326409	2019125	
	804639	268845	7373905	2042399	
MILK BOTTLE CAPS OF PAPER					4244
400 U STATES		4437		20100	
		4437		20100	
PAPER TUBES AND CONES FOR YARN	LB				4245
100 U KINGDOM	398	121	4462	1692	
306 BELGIUM			189	110	
335 GERMANY W			1508	1043	
400 U STATES	24486	7636	326013	92472	
	24884	7757	332172	95317	
PAPER PATTERNS BOOT AND SHOE					4246
400 U STATES		257		23382	
		257		23382	
POCKET SPUTUM CUPS AND REFILLS					4247
400 U STATES				428	
				428	
TWINE OR YARN OF PAPER	LB				4248
400 U STATES	99819	22684	725163	156909	
	99819	22684	725163	156909	
WINDOW BLINDS OF PAPER					4251
MANUFACTURES OF PAPER N O P					4252
100 U KINGDOM		21022		190441	
231 HONG KONG		148		1847	
305 AUSTRIA		187		6022	
306 BELGIUM		736		2543	
317 CZECHO S				870	
318 DENMARK		102		1118	
327 FRANCE		376		6080	

IMPORTS INTO CANADA FOR CONSUMPTION

Articles and Countries from which Imported	MONTH OF OCTOBER 1954		TEN MONTHS ENDED OCTOBER 1954		Class Number
	Quantities	Values (\$)	Quantities	Values (\$)	
335 GERMANY W		3728		25389	
344 ITALY		1137		13968	
347 JAPAN		416		20070	
354 NETHRLNDS		264		4976	
359 NORWAY				539	
375 SWEDEN		121		5399	
376 SWITZRLND				2759	
390 GERMANY E				6211	
400 U STATES		493067		4132726	
PAPER CORES		521304		4420958	
400 U STATES	LB				4253
		371229	2393154	189582	
		29477	189582		
PAPER CUPS DISHES TABLEWARE					4254
100 U KINGDOM				675	
400 U STATES		22045		219635	
		22045		220310	
PAPER DOOLIES AND LACE PAPER	LB				4255
100 U KINGDOM		2493	47883	27269	
318 DENMARK		7250	7600	3043	
400 U STATES		28403	349100	130236	
		38146	404583	160548	
PAPER NOVELTIES FLOWERS GAMES					4256
100 U KINGDOM		11727		76245	
231 HONG KONG				210	
318 DENMARK		293		2022	
327 FRANCE				205	
335 GERMANY W		1071		10550	
347 JAPAN		14545		103150	
352 MEXICO		324		2389	
390 GERMANY E		5107		44853	
400 U STATES		28176		173335	
		61243		412959	
PAPER PATTERNS N O P					4257
327 FRANCE				5185	
400 U STATES		27251		282837	
		27251		288022	
SHIPPING CONTAINERS	LB				4258
100 U KINGDOM		1250	1250	285	
400 U STATES		637254	9177285	991694	
		638504	9178535	991979	
TRAYS FOR PACKAGING APPLES	LB				4259
400 U STATES		7500	58750	7576	
		7500	58750	7576	
ARTISTS PROOF ETCHINGS					4261
100 U KINGDOM				246	
327 FRANCE		140		140	
376 SWITZRLND				230	
400 U STATES		124		725	
		264		1341	
ADMIRALTY CHARTS MANUSCRIPTS					4262
100 U KINGDOM		1510		12401	
327 FRANCE		50		50	
376 SWITZRLND				507	
400 U STATES		22632		65980	
		24192		78938	
BLUEPRINTS N O P AND HYDRO PLANS					4263
100 U KINGDOM		6734		36335	
327 FRANCE				586	
344 ITALY				1177	
347 JAPAN				105	
376 SWITZRLND				554	
400 U STATES		132926		1815388	
		139660		1854145	
MUSIC FOR MECHANICAL PIANOS					4264
400 U STATES		398		2594	
		398		2594	
MUSIC PRINTED					4265
100 U KINGDOM		1261		11525	
327 FRANCE		121		4219	
400 U STATES		29843		236851	
		31225		252595	
NEWSPAPER OR COMIC SECTIONS					4266
400 U STATES		61392		561792	
		61392		561792	
MAGAZINES NEWSPAPERS UNBOUND					4267
100 U KINGDOM		8252		90120	
231 HONG KONG				60	
306 BELGIUM		8009		77811	
327 FRANCE		41718		359604	
335 GERMANY W				282	
344 ITALY		1293		7412	
347 JAPAN				135	
376 SWITZRLND				3345	
400 U STATES		1996433		21370133	
		2055705		21908902	
PHOTOGRAPHS NEWS ILLUSTRATION					4268
100 U KINGDOM				210	
400 U STATES		986		25284	
		986		25494	
PHOTOGRAPHS CHROMOS N O P					4269
100 U KINGDOM		12144		50148	
207 UN SO AFR				1116	
231 HONG KONG		333		862	
305 AUSTRIA		85		1368	
306 BELGIUM				394	

Articles and Countries from which Imported	MONTH OF OCTOBER 1954		TEN MONTHS ENDED OCTOBER 1954		Class Number
	Quantities	Values (\$)	Quantities	Values (\$)	
314 COLOMBIA				902	
318 DENMARK		211		552	
327 FRANCE		259		2788	
335 GERMANY W				2654	
344 ITALY		97		788	
347 JAPAN				2180	
352 MEXICO		107		1442	
354 NETHRLNDS		124		3319	
375 SWEDEN				2964	
376 SWITZRLND		108		5438	
390 GERMANY E		443		606	
400 U STATES		255323		1939232	
		269234		2016753	
PHOTOGRAPHS FOR REPRODUCTION					
100 U KINGDOM		184		785	4271
327 FRANCE				315	
400 U STATES		8144		95423	
		8328		96523	
TRANSFERS DECALCOMANIA					
100 U KINGDOM		4174		10390	4272
347 JAPAN				326	
400 U STATES		37790		254899	
		41964		265615	
PAPER FOR DUPLICATING MACHINES					
400 U STATES	LB				4290
	16997	15419	209204	146471	
	16997	15419	209204	146471	
ADVERTISING AND PRINTED MATTER					
100 U KINGDOM	LB				4291
231 HONG KONG	34093	33965	311054	340310	
234 AUSTRALIA	175	80	325	207	
305 AUSTRIA	940	1615	1405	2416	
306 BELGIUM			1167	574	
317 CZECHOS	1764	223	20805	5224	
318 DENMARK	200	80	2250	1104	
327 FRANCE			3176	2706	
335 GERMANY W	4915	5447	27815	25280	
344 ITALY	7183	5202	41552	28333	
347 JAPAN	81	171	795	1284	
354 NETHRLNDS	80	64	1382	1657	
359 NORWAY	873	2584	15518	16808	
375 SWEDEN			156	188	
376 SWITZRLND	972	600	7785	4846	
381 ALASKA	5080	5082	19242	26381	
400 U STATES			101	181	
	542629	532983	5356089	5368026	
	598985	588096	5810617	5825525	
PRINTED MATTER NOP					
100 U KINGDOM		12784		55812	4292
231 HONG KONG				243	
234 AUSTRALIA				594	
305 AUSTRIA		393		573	
306 BELGIUM		213		2211	
318 DENMARK				54	
327 FRANCE		621		1517	
335 GERMANY W		175		12550	
344 ITALY				768	
347 JAPAN		545		16412	
354 NETHRLNDS		60		135	
359 NORWAY				62	
376 SWITZRLND		1183		2480	
381 ALASKA		112		530	
400 U STATES		186989		1781729	
		203075		1875670	
CARDS FOR PLAYING					
100 U KINGDOM	PACK				4293
305 AUSTRIA	4896	1063	6364	3221	
335 GERMANY W	1500	421	7080	1642	
344 ITALY			1500	421	
400 U STATES			1120	321	
	16590	10154	122740	73376	
	22986	11638	138804	78981	
HAND MADE DRAWINGS OR DESIGNS					
100 U KINGDOM				1379	4294
400 U STATES		6835		75486	
		6835		76865	
LABELS TAGS TICKETS					
100 U KINGDOM		2845		47241	4295
207 UN SO AFR		60		149	
232 MALTA				236	
234 AUSTRALIA				324	
327 FRANCE				895	
335 GERMANY W				931	
344 ITALY				2898	
347 JAPAN				683	
354 NETHRLNDS				390	
400 U STATES		54776		474270	
		57681		528017	
PICTORIAL POST CARDS FOLDERS					
100 U KINGDOM	LB				4296
305 AUSTRIA	1373	2085	5781	7918	
306 BELGIUM	414	479	602	875	
318 DENMARK			496	673	
327 FRANCE			35	106	
335 GERMANY W			778	1181	
344 ITALY	33	106	414	539	
347 JAPAN	78	97	597	1292	
376 SWITZRLND	65	130	138	161	
381 ALASKA			1254	2032	
			104	117	

IMPORTS INTO CANADA FOR CONSUMPTION

Articles and Countries from which Imported	MONTH OF OCTOBER 1954		TEN MONTHS ENDED OCTOBER 1954		Class Number
	Quantities	Values (\$)	Quantities	Values (\$)	
400 U STATES	87620	88762	1196067	943640	
BIBLES PRAYER BOOKS HYMN BOOKS	89583	91659	1206266	958534	4301
100 U KINGDOM		42676		311922	
215 INDIA				95	
231 HONG KONG		50		370	
234 AUSTRALIA				56	
305 AUSTRIA				265	
306 BELGIUM		26048		238887	
317 CZECHO S				2723	
327 FRANCE		13166		123951	
335 GERMANY W		4079		19727	
344 ITALY		7762		94964	
347 JAPAN				132	
352 MEXICO		319		319	
354 NETHRLNDS		438		4001	
360 ISRAEL				995	
372 SPAIN		120		1425	
376 SWITZRLND		426		6346	
390 GERMANY E				246	
400 U STATES		202906		1874078	
BLANK BOOKS RULED OR PLAIN		297990		2680502	4302
100 U KINGDOM		1660		2309	
335 GERMANY W				58	
347 JAPAN				287	
400 U STATES		984		9479	
BOOKS OVER 12 YEARS OLD		2644		12133	4303
100 U KINGDOM		117		2796	
354 NETHRLNDS				152	
400 U STATES		345		25265	
TEXT BOOKS FOR SCHOOLS COLLEGE		462		28213	4305
100 U KINGDOM		5561		105632	
231 HONG KONG		3800		8992	
306 BELGIUM		1570		9902	
318 DENMARK				347	
326 FINLAND				168	
327 FRANCE		7463		79932	
335 GERMANY W				1735	
344 ITALY				2732	
354 NETHRLNDS				1475	
360 ISRAEL		95		973	
376 SWITZRLND				1553	
400 U STATES		295682		2905848	
BOOKS NOVELS FICTION		314171		3119289	4306
100 U KINGDOM		1066		5306	
400 U STATES		7010		127991	
BOOKS SCIENCE FOR LIBRARIES		8076		133297	4307
100 U KINGDOM		11993		119561	
234 AUSTRALIA		100		524	
236 NEW ZEAL				331	
305 AUSTRIA				462	
306 BELGIUM		1663		5280	
319 DENMARK				172	
327 FRANCE		7953		22711	
335 GERMANY W		141		1652	
344 ITALY		117		1194	
354 NETHRLNDS				715	
355 INDONESIA				50	
359 NORWAY				3560	
375 SWEDEN				689	
376 SWITZRLND		770		5045	
400 U STATES		410934		3741466	
BOOKS GOVERNMENT ASSOCIATION		441671		3903412	4308
100 U KINGDOM		19094		94294	
215 INDIA				743	
225 TRINIDAD				100	
236 NEW ZEAL				593	
306 BELGIUM				200	
327 FRANCE		946		30377	
335 GERMANY W		437		6508	
344 ITALY		503		5276	
354 NETHRLNDS				104	
376 SWITZRLND				228	
400 U STATES		11449		208076	
FREIGHT RATES FOR RAILWAYS		32429		346499	4309
100 U KINGDOM		339		1655	
327 FRANCE				450	
344 ITALY				317	
400 U STATES		1822		25023	
BOOKS PRINTED PERIODICALS NOP		2161		27445	4310
100 U KINGDOM		148195		1139956	
207 UN SO AFR				101	
215 INDIA		406		4094	
231 HONG KONG		104		200	
327 FRANCE				1586	
335 GERMANY W		709		3016	
354 NETHRLNDS		83		4011	
360 ISRAEL				61	

Articles and Countries from which Imported	MONTH OF OCTOBER 1954		TEN MONTHS ENDED OCTOBER 1954		Class Number
	Quantities	Values (\$)	Quantities	Values (\$)	
375 SWEDEN		1 150		3 794	
380 USSR		463		2 256	
381 ALASKA				197	
400 U STATES		806 476		683 268 4	
		957 586		799 895 6	
BOOKS FOREIGN LANGUAGE					4 311
100 U KINGDOM		527		6531	
231 HONG KONG		55		1405	
304 ARGENTINA		74		74	
305 AUSTRIA				896	
306 BELGIUM		1 483 4		1 119 66	
313 CHINA				56	
317 CZECHOS				156	
318 DENMARK				819	
326 FINLAND				62	
327 FRANCE		1 305 21		985 982	
335 GERMANY W		669		7696	
336 GREECE				200	
340 HUNGARY		116		1186	
341 ICELAND				574	
344 ITALY		357		3228	
347 JAPAN				1499	
354 NETHRLNDS		2946		25656	
372 SPAIN				68	
375 SWEDEN		923		8426	
376 SWITZRLND		426		4778	
380 USSR		5170		5385	
388 YUGO SLAV				103	
400 U STATES		19397		212674	
		176015		1379340	

Articles and Countries from which Imported	MONTH OF OCTOBER 1954		TEN MONTHS ENDED OCTOBER 1954		Class Number
	Quantities	Values (\$)	Quantities	Values (\$)	
<u>GROUP 5</u>					
<u>IRON AND ITS PRODUCTS</u>					
IRON ORE	TON				5001
309 BRAZIL			66195	910371	
350 LIBERIA			11603	135202	
400 U STATES	542161	3508136	2702655	17421877	
	542161	3508136	2780453	18467450	
FERRO TUNGSTEN	CWT				5010
100 U KINGDOM	114	16998	626	90849	
400 U STATES			12	3615	
	114	16998	638	94464	
PIG IRON FOR AGRIC IMPLEMENTS	TON				5011
400 U STATES	114	6387	865	47618	
	114	6387	865	47618	
PIG IRON N O P	TON				5012
100 U KINGDOM			3034	132432	
207 UN 80 AFR			171	5712	
234 AUSTRALIA			334	12233	
372 SPAIN			5912	208194	
400 U STATES	336	21588	3703	237764	
	336	21588	13154	596335	
FERRO MANG UNDER	CWT				5013
1 PC SILICON					
100 U KINGDOM			55341	413859	
400 U STATES	4227	68621	25811	437014	
	4227	68621	81152	850873	
SILICO MANG OVER	CWT				5014
1 PC SILICON					
400 U STATES			136	1418	
			136	1418	
FERRO SILICON	CWT				5015
375 SWEDEN			20	267	
400 U STATES	300	2323	4566	50610	
	300	2323	4586	50877	
ALLOYS N O P FOR MFR OF STEEL	CWT				5018
100 U KINGDOM			212	5328	
327 FRANCE			395	11345	
375 SWEODEN			20	244	
400 U STATES	6212	161804	34671	976964	
	6212	161804	35298	993881	
BILLETS BESSEMER FOR TUBES	TON				5019
INGOTS COGGED BLOOMS SLABS NOP	TON				5020
100 U KINGDOM	4	4855	91	33678	
335 GERMANY W			1	101	
400 U STATES	43	5401	1528	149965	
	47	10256	1620	183744	
INGOTS NOT LESS THAN 3 CTS LB	TON				5021
100 U KINGDOM			1	773	
306 BELGIUM			999	60629	
400 U STATES	235	47584	1069	296635	
	225	47584	2069	358037	
INGOTS FOR FORGINGS INGOTS NOP	TON				5022
400 U STATES	19	3763	846	93917	
	19	3763	846	93917	
SPONGE IRON	TON				5024
400 U STATES	2	298	92	10281	
	2	298	92	10281	
CAST SCRAP	TON				5031
400 U STATES	2210	60062	30917	850480	
	2210	60062	30917	850480	
WROUGHT SCRAP	TON				5032
100 U KINGDOM			28	407	
234 AUSTRALIA			2	957	
400 U STATES	746	20365	8513	276453	
	746	20365	8543	277817	
TIN PLATE SCRAP	TON				5033
400 U STATES	191	5110	839	22415	
	191	5110	839	22415	
AXLES FOR RAILWAY VEHICLES					5041
400 U STATES		4226		25387	
		4226		25387	
AXLES FOR VEHICLES N O P					5042
100 U KINGDOM				156	
400 U STATES		1074		46905	
		1074		47061	
AXLES N O P					5043
100 U KINGDOM				772	
400 U STATES		2939		29002	
		2939		29774	
CASTINGS FOR AGRIC IMPLEMENTS					5044
306 BELGIUM		8127		10461	
400 U STATES		40968		316702	
		49095		327163	
INGOT MOULDS FOR STEEL					5045
400 U STATES		46226		862159	
		46226		862159	
MOULDS N O P					5046
400 U STATES		24105		161380	
		24105		161380	
CASTINGS MALLEABLE N O P	CWT				5047
100 U KINGDOM			34	759	
327 FRANCE	140	2535	295	5096	

IMPORTS INTO CANADA FOR CONSUMPTION

Articles and Countries from which Imported	MONTH OF OCTOBER 1954		TEN MONTHS ENDED OCTOBER 1954		Class Number
	Quantities	Values (\$)	Quantities	Values (\$)	
335 GERMANY W	85	785	207	1795	
400 U STATES	4108	83469	32626	644623	
	4333	86789	33162	652273	
CASTINGS NON MALLEABLE N O P	CWT				5048
100 U KINGDOM	15	238	51	1349	
376 SWITZRLND			524	10635	
381 ALASKA			8	103	
400 U STATES	976	16930	18624	303690	
	991	17168	19207	315777	
CASTINGS OF STEEL N O P	CWT				5049
100 U KINGDOM	16	527	294	3692	
327 FRANCE	35	1029	669	21042	
359 NORWAY			3791	82902	
376 SWITZRLND	235	12526	457	25255	
400 U STATES	1821	57252	18507	496306	
	2097	71334	23718	629197	
FORGINGS N O P					5050
100 U KINGDOM		39847		89238	
306 BELGIUM				3880	
335 GERMANY W				2350	
375 SWEDEN		1104		3201	
400 U STATES		331546		1145030	
		372497		1243699	
FORGINGS HOLLOW AND 20 TONS					5051
100 U KINGDOM		1517		538422	
335 GERMANY W				10600	
400 U STATES		32997		189300	
		34514		738322	
PISTON RING CASTINGS ROUGH					5052
100 U KINGDOM		386		1924	
400 U STATES		14164		112365	
		14550		114289	
CASTINGS FOR RAILWAY VEHICLES					5054
400 U STATES		22388		80605	
		22388		80605	
TIRES STEEL ROUGH RAILWAY	CWT				5055
100 U KINGDOM	1364	11487	28114	258923	
400 U STATES	635	4456	2210	16814	
	1999	15943	30324	275737	
FORGINGS FOR SURGICAL INSTR					5056
STEEL WHEELS FOR RAILWAYS					5057
100 U KINGDOM		307157		2837938	
400 U STATES		6648		110143	
		313805		2948081	
FORGED GOLF CLUB HEADS					5058
234 AUSTRALIA				1351	
400 U STATES		6552		51897	
		6552		53248	
SEMI FINISHED PISTON CASTINGS					5059
100 U KINGDOM		1113		2228	
400 U STATES		83		25302	
		1196		27530	
BARS BILLETS HOT ROLLED N O P	CWT				5071
100 U KINGDOM	6928	26993	20664	80874	
306 BELGIUM	6373	23289	65389	241987	
318 DENMARK			394	1496	
327 FRANCE	1032	3931	15988	58211	
335 GERMANY W			440	1556	
354 NETHRLNDS			4408	14848	
400 U STATES			24032	66915	
	14333	54213	131315	465887	
BARS BILLETS COLD ROLLED N O P	CWT				5072
100 U KINGDOM	2794	23402	18645	164725	
305 AUSTRIA			26	439	
306 BELGIUM	151	899	3995	23722	
327 FRANCE			8416	47792	
335 GERMANY W			732	7011	
375 SWEDEN			2687	19848	
381 ALASKA			26	304	
400 U STATES	7379	91605	75076	855791	
	10324	115906	109603	1119632	
BARS BILLETS H R 4CTS AND OVER	CWT				5073
100 U KINGDOM	5839	64087	59941	680797	
305 AUSTRIA			1195	21755	
306 BELGIUM	2203	10085	31398	145995	
327 FRANCE			265	1122	
335 GERMANY W			326	4338	
381 ALASKA			37	462	
400 U STATES	34093	265071	379763	2908420	
	42135	339243	472925	3762889	
BARS BILLETS HAMMERED N O P	CWT				5074
100 U KINGDOM			88	975	
306 BELGIUM			3184	11750	
400 U STATES	45	2067	1121	34087	
	45	2067	4393	46812	
BARS HOT ROLLED FOR SHAFTING	CWT				5075
BARS SHEETS STRIP FOR SHOVELS	CWT				5076
BARS RDDS FOR AGRIC IMPLEMENTS	CWT				5077
400 U STATES	9509	58317	84275	541696	
	9509	58317	84275	541696	

Articles and Countries from which Imported	MONTH OF OCTOBER 1954		TEN MONTHS ENDED OCTOBER 1954		Class Number
	Quantities	Values (\$)	Quantities	Values (\$)	
RAILWAY RAILS N O P	TON				5078
100 U KINGDOM			8429	814816	
306 BELGIUM	40	3699	676	64733	
335 GERMANY W			158	14374	
400 U STATES	576	27704	4776	349974	
	616	31403	14039	1243897	
STEEL GROOVED TRAMWAY RAILS	TON				5079
BARS HOT R ROUNDS AND SQUARES	CWT				5081
100 U KINGDOM	1618	9706	11713	78117	
306 AUSTRIA			120	3088	
306 BELGIUM	80	320	798	5042	
400 U STATES	1292	7780	20007	138802	
	2990	17806	32638	225049	
RODS FOR HORSESHOE NAILS	CWT				5101
RODS FOR MANUFACTURE OF CHAIN	CWT				5102
306 BELGIUM			648	2973	
400 U STATES			1367	7542	
			2015	10515	
RODS NOT OVER 3/8 IN FOR WIRE	CWT				5103
100 U KINGDOM	5328	23291	66380	280090	
306 BELGIUM	3863	16313	22054	89448	
335 GERMANY W	7723	28685	57854	216127	
400 U STATES	646	4244	9592	61197	
	17560	72533	155880	646862	
WELDING RODS OF ALL KINDS	CWT				5104
100 U KINGDOM	129	2630	1104	23752	
335 GERMANY W			15	695	
375 SWEDEN	41	362	148	5547	
381 ALASKA	23	301	502	6716	
400 U STATES	9029	230733	79428	1788095	
	9222	234026	81197	1824805	
BLANKS FOR MILLING CUTTERS	CWT				5111
400 U STATES			132	4321	
			132	4321	
STRIP HOT R 080 INCH OR LESS	CWT				5112
100 U KINGDOM			4385	19859	
400 U STATES	197	675	3848	16829	
	197	675	8233	36688	
STRIP HOT R OVER 080 INCH	CWT				5113
100 U KINGDOM			869	3789	
306 BELGIUM	1620	7019	9777	43245	
327 FRANCE			696	3157	
400 U STATES	729	3218	8830	39803	
	2349	10237	20172	89994	
STRIP COLD R 080 INCH OR LESS	CWT				5114
100 U KINGDOM	335	2640	4191	31528	
306 BELGIUM			200	1666	
375 SWEDEN	1136	35366	1958	64504	
400 U STATES	4695	51506	59294	620087	
	6166	89512	65643	717785	
STRIP COLD R OVER 080 INCH	CWT				5115
100 U KINGDOM			451	3075	
375 SWEDEN			7	416	
400 U STATES	1103	14962	15108	171247	
	1103	14962	15566	174738	
STRIP HOT R FOR COLD ROLLING	CWT				5116
400 U STATES			2220	12871	
			2220	12871	
STRIP FOR MANUFACTURE OF MATS	CWT				5117
400 U STATES			659	4827	
			659	4827	
STRIP COLD ROLLED FOR DOORS	CWT				5118
100 U KINGDOM	839	7688	2809	26573	
	839	7688	2809	26573	
HOOP TAG METAL FOR LACES					5119
HOOP STEEL FOR COOPERAGE	CWT				5120
100 U KINGDOM			1650	10259	
400 U STATES	131	1386	11674	92593	
	131	1386	13324	102852	
PLATES 66 INCHES WIDE OR LESS	CWT				5121
100 U KINGDOM	8122	34461	34707	155473	
306 BELGIUM	493	2070	1936	8306	
335 GERMANY W			1989	8080	
347 JAPAN	488	2044	14018	66378	
400 U STATES	12221	55577	148394	676483	
	21324	94152	201044	914720	
PLATES OVER 66 INS LESS 78 INS	CWT				5122
100 U KINGDOM	8649	38430	237245	1106771	
306 BELGIUM			553	2722	
335 GERMANY W			1675	6838	
347 JAPAN	2939	11963	24361	113817	
400 U STATES	20497	92563	279446	1253597	
	32085	142956	543280	2483745	
PLATES FLANGED CURVED N O P	CWT				5123
400 U STATES	4006	52747	30611	457708	
	4006	52747	30611	457708	
PLATES FOR BOILERS DIGESTERS	CWT				5124
100 U KINGDOM			364	2238	
400 U STATES	8212	50983	88032	630024	
	8212	50983	88396	632262	

IMPORTS INTO CANADA FOR CONSUMPTION

Articles and Countries from which Imported	MONTH OF OCTOBER 1954		TEN MONTHS ENDED OCTOBER 1954		Class Number
	Quantities	Values (\$)	Quantities	Values (\$)	
PLATES STEEL CHEQUER SURFACE 100 U KINGDOM 400 U STATES	CWT 821 21663 22484	4321 113517 117838	6611 145452 152063	34885 762175 797060	5125
SHEETS OVER 080 INCH THICK N O P 100 U KINGDOM 306 BELGIUM 347 JAPAN 400 U STATES	CWT 511 48038 48549	2348 234042 236390	1021 967 625 444153 446766	6204 4398 2842 2141618 2155062	5126
SHEETS 080 INCH OR LESS N O P 100 U KINGDOM 335 GERMANY W 400 U STATES	CWT 4156 50704 54860	26399 270062 296461	44833 17 615938 660788	279259 112 3505757 3785128	5127
SHEET OR STRIP FOR TIN PLATE 400 U STATES	CWT		2445 2445	11052 11052	5128
SHEETS FOR MFR OF HOLLOW WARE 100 U KINGDOM 400 U STATES	CWT 10986 10986	72700 72700	7043 91201 98244	45839 579375 625214	5129
SHEETS BLUE FOR HEATING APP 400 U STATES	CWT		1206 1206	8676 8676	5130
SHEETS 075 SILICON FOR ELEC APP 100 U KINGDOM 400 U STATES	CWT 2818 24383 27201	23685 315454 339139	4097 315901 319998	37790 4135020 4172810	5131
SHEETS 50 PER POUND OR OVER 100 U KINGDOM 306 BELGIUM 335 GERMANY W 347 JAPAN 375 SWEDEN 376 SWITZRLND 400 U STATES	CWT 8668 26 73085 81779	49887 183 460209 510279	96322 1405 100 1953 24 68 749766 849638	566858 7488 630 10488 635 835 5016253 5603187	5132
SHEETS RUST PROOF OVER 5 CTS 100 U KINGDOM 306 BELGIUM 335 GERMANY W 375 SWEDEN 400 U STATES	CWT 3642 6 10046 13694	165846 298 327323 493467	33776 456 17 1550 128484 164283	1372337 2645 526 74225 5240011 6689744	5133
SHEETS CORRUGATED AND PEBBLED 100 U KINGDOM 335 GERMANY W 400 U STATES	CWT 6562 6562	44320 44320	342 7 109258 109607	3805 185 761520 765510	5134
SHEETS COATED WITH PAINT TAR 100 U KINGDOM 335 GERMANY W 400 U STATES	CWT 20 11727 11747	251 111517 111768	410 38 128638 129086	4617 465 1209393 1214475	5135
SHEETS COATED WITH ENAMEL 400 U STATES	CWT 17 17	494 494	2907 2907	39096 39096	5136
SHEETS COATED WITH TIN 100 U KINGDOM 400 U STATES	CWT 793 5452 6245	12023 38517 50540	138502 38876 177378	1169113 306425 1475538	5137
SHEETS COATED WITH METAL N O P 100 U KINGDOM 335 GERMANY W 400 U STATES	CWT 138 669 807	2496 16354 18850	312 1141 17102 18555	9172 22528 389056 420756	5139
SHEETS COATED WITH ZINC N O P 100 U KINGDOM 306 BELGIUM 335 GERMANY W 400 U STATES	CWT 2118 30181 32299	18022 236987 255009	33165 428 266 341707 375566	283864 4665 4167 2673935 2966631	5140
SHEETS FOR COATING WITH METALS	CWT				5141
SHEETS SHAPED FOR AGRIC IMPL 400 U STATES	CWT 479 479	6923 6923	3248 3248	37743 37743	5142
SHEETS FOR MFR BUCKLE CLASPS 100 U KINGDOM 400 U STATES	CWT 782 782	7701 7701	973 9870 10843	11568 115659 127227	5143
SHEETS COLD ROLLED FOR HINGES 400 U STATES	CWT 578 578	4725 4725	6202 6202	52647 52647	5144
SHEETS FOR MFR OF SADDLERY 400 U STATES	CWT		87 87	478 478	5145
SHEETS TEMPERED FOR SAWS 100 U KINGDOM 375 SWEDEN 400 U STATES	CWT 76 100 176	3428 7123 10551	84 925 2706	1904 54317 95706 151927	5146

Articles and Countries from which Imported	MONTH OF OCTOBER 1954		TEN MONTHS ENDED OCTOBER 1954		Class Number
	Quantities	Values (\$)	Quantities	Values (\$)	
SHEETS NOT TEMPERED FOR SAWS 100 U KINGDOM 375 SWEDEN 400 U STATES	CWT 7 137 2225 2369	124 5314 77076 82514	469 558 13786 14813	9850 23031 513652 546533	5147
SHEETS COLD ROLLED FOR PIPE 400 U STATES	CWT 14671 14671	77589 77589	185577 185577	1013532 1013532	5148
SKELP 14 INS OR LESS FOR PIPE 306 BELGIUM 400 U STATES	CWT 52831 30890 83721	210053 130106 340159	101006 683328 784334	399060 2880327 3279387	5149
SKELP OVER 14 INS FOR PIPE 400 U STATES	CWT 52206 52206	222811 222811	144089 144089	616362 616362	5150
HOT R STRIP FOR MOTOR VEHICLES 400 U STATES	CWT 12089 12089	68322 68322	175522 175522	946279 946279	5151
WROUGHT OR PUDDLED IRON BILLET	CWT				5152
HOOP STRIP BESSEMER FOR HINGES 400 U STATES	CWT 610 610	1562 1562	3534 3534	11908 11908	5153
PLATES 78 INCHES AND OVER 100 U KINGDOM 347 JAPAN 400 U STATES	CWT 6692 13264 19956	30016 59892 89908	117118 502 253117 370737	538772 2423 1126428 1667623	5154
SHEETS COATED LEAD AND TIN 400 U STATES	CWT 7188 7188	55421 55421	98036 98036	738313 738313	5157
ANGLES BEAMS 35 LBS OR OVER 100 U KINGDOM 306 BELGIUM 327 FRANCE 335 GERMANY W 375 SWEDEN 400 U STATES	CWT 33938 16961 24350 2280 293256 370785	148769 79831 86104 9534 1360758 1684996	182331 181935 203228 28895 3457421 4053810	755264 789901 946947 124615 15877076 18493803	5161
ANGLES BEAMS N O P 100 U KINGDOM 306 BELGIUM 327 FRANCE 335 GERMANY W 375 SWEDEN 381 ALASKA 400 U STATES	CWT 485 32693 18178 34770 86126	2111 127520 62683 197617 389931	14037 303928 144542 13824 61 65 497510 973967	73832 1188074 483253 59827 2826 293 2707042 4515147	5162
ANGLES DRILLED 100 U KINGDOM 327 FRANCE 344 ITALY 381 ALASKA 400 U STATES	CWT 4761 3958 8719	45232 35272 80504	2119 485 54232 20 27712 84568	29871 3693 515215 499 386409 935687	5163
BEAMS UNDER 5 1 HALF LB PER YO 306 BELGIUM 400 U STATES	CWT 11223 11223	56242 56242	69 105812 105881	265 515304 515569	5164
MASTS ANGLES PLATES FOR SHIPS 100 U KINGDOM 306 BELGIUM 347 JAPAN 400 U STATES	CWT 6386 8126 14512	29828 40853 70681	28642 717 204 251711 281274	164549 3159 1101 1163754 1332563	5165
SASH OR CASEMENT SECTIONS 100 U KINGDOM 306 BELGIUM 400 U STATES	CWT 336 4740 5076	1865 40964 42829	3764 891 41131 45786	20471 5260 334913 360644	5166
SHAPES 35 LBS PER YARD OR OVER 100 U KINGDOM 306 BELGIUM 327 FRANCE 400 U STATES	CWT 826 1587 545 13495 16453	3413 6143 1931 63893 75380	9366 10454 12192 125276 157288	39536 43403 46934 584145 714018	5167
SILL SECTIONS FOR RAILWAY CARS 400 U STATES	CWT		208 208	1016 1016	5168
PIPE CAST 5 CTS PER LB OR LESS 100 U KINGDOM 335 GERMANY W 400 U STATES	CWT 18318 18318	65893 65893	577507 739 5219 583465	2054643 3594 24397 2082634	5181
PIPE CAST N O P 100 U KINGDOM 381 ALASKA 400 U STATES	CWT 6327 1090 7417	32908 21620 54528	52829 264 9889 62982	556228 1784 149854 707866	5182
PIPE TUBES FOR BOILERS 100 U KINGDOM 335 GERMANY W 375 SWEDEN 376 SWITZRLNO 400 U STATES		109271		688497 15573 9397 21688 1504187 2239342	5183

Articles and Countries from which Imported	MONTH OF OCTOBER 1954		TEN MONTHS ENDED OCTOBER 1954		Class Number
	Quantities	Values (\$)	Quantities	Values (\$)	
PIPE BEUSTEAD BRASS TRIMMINGS					5184
PIPE WROUGHT 2 ONE HALF INCHES					5185
100 U KINGDOM				1015	
327 FRANCE				2424	
375 SWEDEN		537		537	
400 U STATES		2949		26657	
		3486		30633	
PIPE SEAMLESS 5 CTS PER LB NOP					5186
100 U KINGDOM		39681		638965	
335 GERMANY W				177	
375 SWEDEN		23646		238682	
381 ALASKA				353	
400 U STATES		283828		2718483	
		347155		3596660	
PIPE WROUGHT DVER 10 1 HALF IN					5187
100 U KINGDOM		5890		733741	
335 GERMANY W		1211		59342	
344 ITALY		4358		7444	
381 ALASKA		1005		20716	
400 U STATES		121894		15736714	
		134358		16557957	
PIPE WROUGHT LESS 10 1 HALF IN					5188
100 U KINGDOM		88001		1799281	
306 BELGIUM		2313		20889	
327 FRANCE		2545		22828	
335 GERMANY W		9055		61139	
354 NETHRLNDS		1332		7146	
375 SWEDEN				245	
381 ALASKA		1425		2278099	
400 U STATES		302094		3795694	
		406765		7985321	
TUBES WROUGHT COATED HALF INCH					5190
400 U STATES		17377		126776	
		17377		126776	
PIPE WROUGHT N O P					5191
100 U KINGDOM		1108		8773	
335 GERMANY W				1240	
381 ALASKA				346	
400 U STATES		116137		502784	
		117245		513143	
PIPE FITTINGS COUPLINGS N O P					5192
100 U KINGDOM		13243		316942	
327 FRANCE				1617	
335 GERMANY W		5567		85608	
347 JAPAN		10074		124050	
381 ALASKA		487		28621	
400 U STATES		314966		3540319	
		344337		4097157	
PIPE SEAMLESS COLD DR POLISHED					5193
100 U KINGDOM		2030		33189	
400 U STATES		639		6050	
		2669		39239	
TUBING STEEL FOR FISHING RODS					5194
400 U STATES				4824	
				4824	
CASING GAS WATER OR OIL WELL					5195
100 U KINGDOM		271033		2321630	
306 BELGIUM				207668	
327 FRANCE		25810		60121	
335 GERMANY W				1036867	
344 ITALY		17183		885007	
347 JAPAN		94382		675495	
354 NETHRLNDS				59401	
400 U STATES		762531		9952232	
		1170939		15198421	
PIPE FITTINGS WELDING TYPE					5196
100 U KINGDOM		4515		97489	
335 GERMANY W		6107		54457	
381 ALASKA		456		5339	
400 U STATES		133326		670420	
		144404		827705	
PIPE FOR WELDING TYPE FITTINGS					5197
100 U KINGDOM				32885	
400 U STATES		89202		468435	
		89202		501320	
WIRE BARBED FENCING	CWT				5201
100 U KINGDOM	165	1070	8166	57933	
306 BELGIUM			14668	85734	
335 GERMANY W			7218	41458	
347 JAPAN			485	3156	
400 U STATES			5821	41219	
	165	1070	36358	229500	
WIRE FLAT QUARTER INCH OR LESS	CWT				5203
100 U KINGDOM	180	2106	773	10991	
335 GERMANY W			123	1964	
400 U STATES	536	9502	3017	60744	
	716	11608	3913	73699	
WIRE ZINC COATED	CWT				5204
100 U KINGDOM	591	3894	7184	59105	
234 AUSTRALIA			669	4460	
306 BELGIUM			716	5322	
327 FRANCE			305	1825	
335 GERMANY W	314	4297	14171	92856	
400 U STATES	1547	16572	17877	252428	
	2452	24763	40922	415996	

Articles and Countries from which Imported	MONTH OF OCTOBER 1954		TEN MONTHS ENDED OCTOBER 1954		Class Number	
	Quantities	Values (\$)	Quantities	Values (\$)		
WIRE COATED NOP OR COVERED	CWT				5205	
100 U KINGDOM	9	440	1158	20739		
306 BELGIUM	248	1917	248	1917		
335 GERMANY W	10	753	179	2968		
347 JAPAN			3	84		
359 NORWAY			64	1186		
400 U STATES	437	14021	4543	138459		
	704	17131	6195	165353		
WIRE ROPE FOR RIGGING SHIPS	CWT				5206	
100 U KINGDOM			139	2457		
335 GERMANY W			51	888		
400 U STATES			441	5437		
			631	8782		
WIRE ROPE CABLE NOP IRON STEEL	CWT				5207	
100 U KINGDOM	5754	57470	32586	590537		
306 BELGIUM	188	2366	2313	29237		
318 DENMARK			16	188		
335 GERMANY W	2541	29800	12615	150049		
354 NETHRLNDS			4711	68697		
359 NORWAY			77	1329		
375 SWEDEN			5	450		
381 ALASKA			86	3244		
400 U STATES	2857	51602	37125	576550		
	11340	141238	89534	1420281		
WIRE FOR UPHOLSTERY SPRINGS	CWT				5208	
400 U STATES	427	3494	26741	212687		
	427	3494	26741	212687		
WIRE FOR CORSET STEELS	CWT				5209	
100 U KINGDOM	19	611	160	5974		
400 U STATES	122	6640	1324	55933		
	141	7251	1484	61907		
WIRE FOR MFR OF WIRE ROPE	CWT				5210	
100 U KINGDOM	15685	148852	145663	1484189		
335 GERMANY W	416	3836	416	3836		
359 NORWAY			1417	14732		
400 U STATES	7788	106865	42751	553844		
	23889	259553	190247	2056601		
WIRE COMMERCIAL FISHING N O P					5211	
100 U KINGDOM		7732		126909		
306 BELGIUM		2219		26850		
335 GERMANY W				420		
354 NETHRLNDS				158		
400 U STATES				8955		
		9951		163292		
WIRE FOR MFR CARD CLOTHING	CWT				5212	
100 U KINGDOM			127	3383		
400 U STATES	1	74	28	1012		
	1	74	155	4395		
WIRE OF IRON OR STEEL N O P	CWT				5214	
100 U KINGDOM	428	5544	10853	135372		
306 BELGIUM	906	7304	8231	51937		
327 FRANCE	661	2716	4266	19196		
335 GERMANY W	271	1058	791	9785		
354 NETHRLNDS	3096	14698	3920	20991		
375 SWEDEN			326	10480		
400 U STATES	3763	62834	55329	810548		
	9075	94154	83716	1058309		
WIRE FENCING NOT LESS OBO INCH						5215
100 U KINGDOM		9800		27391		
306 BELGIUM				1586		
335 GERMANY W				213		
400 U STATES		2018		102327		
		11818		131517		
WIRE FENCING WOVEN N O P					5216	
100 U KINGDOM				21362		
305 AUSTRIA				8490		
306 BELGIUM				783		
400 U STATES		1829		86024		
		1829		116659		
NETTING FOR FUR FARMS					5217	
100 U KINGDOM		284		6123		
400 U STATES				297		
		284		6420		
WIRE SCREENS DOORS WINDOWS					5218	
100 U KINGDOM				327		
335 GERMANY W				1594		
400 U STATES		5315		80857		
		5315		82778		
WIRE MESH IN ACETATE FILM					5219	
100 U KINGDOM		2073		31672		
400 U STATES		1573		19047		
		3646		50719		
WIRE CLOTH					5220	
100 U KINGDOM		595		8914		
335 GERMANY W		1132		19986		
347 JAPAN				7262		
354 NETHRLNDS				12506		
400 U STATES		22762		206275		
		24489		255643		
WIRE NETTING					5221	
100 U KINGDOM		4059		108020		
306 BELGIUM		1756		23725		
335 GERMANY W				26265		
347 JAPAN				37054		

Articles and Countries from which Imported	MONTH OF OCTOBER 1954		TEN MONTHS ENDED OCTOBER 1954		Class Number
	Quantities	Values (\$)	Quantities	Values (\$)	
354 NETHRLMOS 400 U STATES		5279		2054 189887	
WIRE RUSTPROOF FOR FISHING		11094		387005	5222
100 U KINGDOM 400 U STATES		164		221 9446	
WIRE ROPE FOR WELL DRILLING		164		9667	5223
335 GERMANY W 400 U STATES				8579 103033	
WELDED WIRE FABRIC REINFORCING				111612	5224
CWT 100 U KINGDOM 306 BELGIUM 381 ALASKA 400 U STATES	4692 3356 10475 18523	34514 21546 76694 132754	24426 10648 68046 103371	168131 63792 532411 766259	
CABLE CHAIN FOR SHIPS					5231
100 U KINGDOM 327 FRANCE 400 U STATES	633 401 1034	7591 15391 22982	7402 345 5925 13672	138257 3790 142056 284103	
COIL CHAIN 9 EIGHTHS AND OVER					5232
100 U KINGDOM 335 GERMANY W 354 NETHRLMOS 400 U STATES	1235 788 2023	8004 8140 16144	5456 680 7 9474	50089 2083 130 101671	
COIL CHAIN UNDER 9 EIGHTHS IN					5233
100 U KINGDOM 306 BELGIUM 335 GERMANY W 354 NETHRLMOS 400 U STATES	111 157 268	1998 5134 7132	2723 220 3782 24 2730 9479	46994 2341 33186 429 67287 150237	
SPROCKET CHAIN FOR AGRIC IMPL					5234
100 U KINGDOM 335 GERMANY W 400 U STATES				277 73131 676094 749502	
SILENT CHAIN ROLLER CHAIN					5235
100 U KINGDOM 317 CZECHO S 327 FRANCE 335 GERMANY W 400 U STATES		19410		192634 997 90 11146 718742 923609	
CHAINS N O P					5236
100 U KINGDOM 327 FRANCE 335 GERMANY W 375 SWEDEN 400 U STATES		2208 126 244 90021 92599		62302 258 8349 538311 610371	
DIESEL ENGINE PARTS N O P					5240
100 U KINGDOM 306 BELGIUM 318 DENMARK 335 GERMANY W 344 ITALY 354 NETHRLMOS 359 NORWAY 375 SWEDEN 376 SWITZRLNO 381 ALASKA 400 U STATES		40037 1892 1614 218 308 532 28408 657701 730710		415645 876 5500 23587 4909 3214 4966 9775 36700 13670 6516370 7035212	
BOILERS AND PARTS N O P					5241
100 U KINGDOM 335 GERMANY W 381 ALASKA 400 U STATES		2594 25276 193056 220926		96679 3292 25276 1631074 1756321	
AUTOMOBILE ENGINES AND PARTS					5242
100 U KINGDOM 335 GERMANY W 344 ITALY 381 ALASKA 400 U STATES	NO 10 564 574	21564 2219 729299 753082	87 21 1 8057 8166	155553 6273 348 424 8275668 8438266	
ENGINES DIESEL SEMI DIESEL					5243
100 U KINGDOM 318 DENMARK 335 GERMANY W 359 NORWAY 375 SWEDEN 381 ALASKA 400 U STATES	NO 44 1 2 95 142	71986 11000 2419 711045 796450	686 2 21 2 5 2164 2884	1138688 10316 29616 15961 4891 90997 8844162 10134631	
ENGINES GAS MARINE AND PARTS					5244
100 U KINGDOM 318 DENMARK 381 ALASKA 400 U STATES	NO 7 32 39	1290 37289 38579	47 806 853	75135 169 149 778870 854323	

Articles and Countries from which Imported	MONTH OF OCTOBER 1954		TEN MONTHS ENDED OCTOBER 1954		Class Number
	Quantities	Values (\$)	Quantities	Values (\$)	
ENGINES MOTOR TRUCK AND PARTS 100 U KINGDOM 335 GERMANY W 381 ALASKA 400 U STATES	NO 308 308	717 265737 266454	57 2 1 6670 6730	120361 5544 248 5467780 5593933	5245
ENGINES FISHING BOAT AND PARTS 100 U KINGDOM 400 U STATES	NO 11 11	461 7815 8276	9 117 126	5043 68135 73178	5246
PARTS OF AIRCRAFT ENGINES 100 U KINGDOM 234 AUSTRALIA 354 NETHRLNDS 400 U STATES		353037 600 1028254 1381891		4230493 2726 268 14125379 18358866	5248
OUTBOARD MOTORS AND PARTS 100 U KINGDOM 381 ALASKA 400 U STATES	NO 4 217 221	907 246920 247827	94 2 10402 10498	13858 523 3338956 3353337	5250
ENGINES UP TO 1 AND 1 HALF H P 100 U KINGDOM 400 U STATES	NO 560 560	15944 15944	10 10927 10937	963 284456 285419	5251
ENGINES GAS M O P AND PARTS 100 U KINGDOM 335 GERMANY W 376 SWITZRLND 381 ALASKA 400 U STATES	NO 1 1507 1508	2195 769 317362 320326	119 1 2 35884 36006	47604 769 248046 516 5601932 5898867	5252
ENGINES STEAM M O P AND PARTS 100 U KINGDOM 376 SWITZRLND 400 U STATES	NO 2 75 77	13102 455 101398 114955	7 1 284 292	329814 47541 770071 1147426	5253
FIRE ENGINES MACHINES AND PTS 100 U KINGDOM 354 NETHRLNDS 400 U STATES	NO 17 17	4115 29154 33269	31 6 243 280	14035 2289 517773 534097	5254
LOCOMOTIVES RAILWAY M O P 400 U STATES	NO		11 11	61262 61262	5255
LOCOMOTIVE CHASSIS TOPS WHEELS 100 U KINGDOM 306 BELGIUM 400 U STATES		3271 80145 83416		15316 1633 734734 751683	5256
LOCOMOTIVES SAWMILL MINING 100 U KINGDOM 400 U STATES	NO 55 55	1660 55737 57397	12 126 138	185767 1278648 1464415	5257
ENGINES AIRCRAFT UP TO 200 HP 400 U STATES	NO 17 17	11076 11076	154 154	182370 182370	5258
ENGINES AIRCRAFT 201 TO 500 HP 100 U KINGDOM 400 U STATES	NO 5 5	18666 18666	8 71 79	32160 157178 189338	5259
ENGINES AIRCRAFT 501 TO 1000HP 400 U STATES	NO 27 27	202513 202513	63 63	516169 516169	5260
ENGINES AIRCRAFT OVER 1000 HP 100 U KINGDOM 400 U STATES	NO 24 13 37	558868 317948 876816	278 98 376	6518378 4393844 10912222	5261
CREAM SEPARATOR PARTS 100 U KINGDOM 318 DENMARK 326 FINLAND 335 GERMANY W 375 SWEDEN 400 U STATES		132 603 5380 6115		384 1920 1008 1160 18841 72622 95935	5290
CREAM SEPARATORS 100 U KINGDOM 318 DENMARK 326 FINLAND 335 GERMANY W 375 SWEDEN 400 U STATES	NO 317 109 426	23432 19536 42968	8 8 7 1133 5533 2272 8961	1019 11135 11304 91729 350545 442916 908648	5292
MILK CLARIFIERS AND PARTS 375 SWEDEN 400 U STATES		2509 2509		9851 23336 33187	5293
MILKING MACHINES AND PARTS 100 U KINGDOM 400 U STATES		864 86730 87594		5091 1575138 1580229	5294

Articles and Countries from which Imported	MONTH OF OCTOBER 1954		TEN MONTHS ENDED OCTOBER 1954		Class Number
	Quantities	Values (\$)	Quantities	Values (\$)	
PASTEURIZERS DAIRY AND PARTS	NO				5295
100 U KINGDOM		671	64	143606	
236 NEW ZEAL		89		89	
335 GERMANY W			1	4106	
375 SWEDEN			2	34643	
400 U STATES	20	3999	546	322075	
	20	4759	613	504519	
POWER DAIRY MACHINERY					5296
100 U KINGDOM		7201		86966	
318 DENMARK				67	
335 GERMANY W		11300		20804	
375 SWEDEN				77	
376 SWITZRLND		493		20855	
400 U STATES		62051		1382016	
		81045		1510785	
FORKS PRONGED	DOZ				5301
100 U KINGDOM			117	758	
335 GERMANY W			1200	6904	
375 SWEDEN			254	3607	
400 U STATES	33	683	2451	37887	
	33	683	4022	49156	
HARVESTERS AND PARTS	NO				5302
100 U KINGDOM		172		3665	
400 U STATES	29	35931	3318	2218525	
	29	36103	3318	2222190	
HAY LOADERS AND PARTS	NO				5303
100 U KINGDOM			64	16702	
400 U STATES	3	3920	808	178419	
	3	3920	872	195121	
HAY TEDDERS AND PARTS	NO				5304
400 U STATES			38	10712	
			38	10712	
MOWING MACHINES AND PARTS	NO				5305
100 U KINGDOM			65	16323	
335 GERMANY W			8	1187	
400 U STATES	29	84354	6888	1786004	
	29	84354	6981	1803514	
POTATO DIGGERS PLANTERS PARTS	NO				5306
100 U KINGDOM	1	268	20	4396	
400 U STATES	106	35685	770	289003	
	107	35953	790	293399	
RAKES HORSE OR POWER AND PARTS	NO				5307
100 U KINGDOM		1507	116	11407	
400 U STATES	115	44432	5390	1457380	
	115	45939	5506	1468787	
RAKES N O P	DOZ				5308
100 U KINGDOM			148	264	
335 GERMANY W			742	2773	
347 JAPAN			7040	9678	
375 SWEDEN			517	3725	
400 U STATES	46	280	14230	102644	
	46	280	22677	119084	
REAPERS AND PARTS	NO				5309
400 U STATES					
SCYTHES	DOZ				5310
100 U KINGDOM			322	3476	
305 AUSTRIA			1013	17319	
375 SWEDEN			50	616	
400 U STATES			2025	25104	
			3410	46515	
SICKLES OR REAPING HOOKS	DOZ				5311
100 U KINGDOM			466	3034	
305 AUSTRIA			72	334	
400 U STATES			2418	13170	
			2956	16538	
CULTIVATORS SCUFFLERS AND PTS					5321
100 U KINGDOM				47331	
335 GERMANY W				1561	
354 NETHRLNDS				3488	
376 SWITZRLND				732	
400 U STATES		27204		2670128	
		27204		2723240	
DRILLS SEED SEEDERS AND PARTS					5322
100 U KINGDOM				1656	
354 NETHRLNDS				228	
400 U STATES		4364		1070638	
		4364		1072522	
HARROWS DISC AND PARTS					5323
100 U KINGDOM				195	
354 NETHRLNDS				63	
400 U STATES		50534		1057589	
		50534		1057847	
HARROWS AND PARTS N O P					5324
100 U KINGDOM				13272	
354 NETHRLNDS				12266	
400 U STATES		4700		536491	
		4700		562029	
HDES	DOZ				5325
100 U KINGDOM			89	216	
335 GERMANY W			516	1757	
375 SWEDEN			83	718	
400 U STATES	4	49	1950	22609	
	4	49	2638	25300	

Articles and Countries from which Imported	MONTH OF OCTOBER 1954		TEN MONTHS ENDED OCTOBER 1954		Class Number
	Quantities	Values (\$)	Quantities	Values (\$)	
PLOUGHS DISC AND PARTS 100 U KINGDOM 400 U STATES				1273 1304205	5326
		87246		1305478	
PLOUGHS AND PARTS N O P 100 U KINGDOM 354 NETHRLNDS 400 U STATES				13075 1013 3345483	5327
		154240		3359571	
ROLLERS FARM OR LAWN AND PARTS 100 U KINGDOM 400 U STATES	NO		1	285	5328
	6	57	3752	73545	
	6	57	3753	73830	
FANNING MILL PEAVINERS AND PTS 400 U STATES	NO				5331
	226	72198	1477	682449	
	226	72198	1477	682449	
HARVESTER COMBINES AND PARTS 100 U KINGDOM 327 FRANCE 335 GERMANY W 400 U STATES	NO			18141 769 51705	5332
		173			
	69	247674	20	51705	
	69	247847	4153	16715201	
			4173	16785816	
THRESHING MACHINE SEPARATORS 400 U STATES	NO				5333
	4	1053	91	60138	
	4	1053	91	60138	
THRESHING MACHINE PARTS 400 U STATES				299055	5334
		1728		299055	
ELECT GENERATORS FARM AND PTS 100 U KINGDOM 400 U STATES				798 75908	5342
		187		76706	
		6509			
		6696			
FODDER FEED CUTTERS AND PARTS 354 NETHRLNDS 400 U STATES	NO				5343
	2	321	2	321	
	22	12467	309	131827	
	24	12788	311	132148	
FRUIT VEGETABLE GRADING MACH 100 U KINGDOM 335 GERMANY W 354 NETHRLNDS 376 SWITZRLND 400 U STATES				48367 84 1510 3438	5344
		78			
		44806		486889	
		44884		540288	
GRAIN HAY GRINDERS AND PARTS 400 U STATES	NO				5345
	334	57874	1387	359990	
	334	57874	1387	359990	
HAY PRESSES AND PARTS 100 U KINGDOM 354 NETHRLNDS 400 U STATES	NO			149586 14592	5346
			12		
	175	207703	3557	5089399	
	175	207703	3569	5253577	
MANURE SPREADERS AND PARTS 354 NETHRLNDS 400 U STATES	NO				5350
			6	2249	
	171	46519	3417	984182	
	171	46519	3423	986431	
POST HOLE DIGGERS AND PARTS 400 U STATES	NO				5352
	105	2592	3764	82056	
	105	2592	3764	82056	
SPADES AND SHOVELS N O P 100 U KINGDOM 335 GERMANY W 400 U STATES	DOZ				5353
	191	2327	3863	42425	
			400	2301	
	81	1482	3032	51633	
	272	3809	7295	96359	
SPRAYING AND DUSTING MACHINES 100 U KINGDOM 327 FRANCE 335 GERMANY W 354 NETHRLNDS 376 SWITZRLND 400 U STATES				4436 823 32133 528	5354
		490			
				9535	
		79160		2192288	
		80190		2239743	
STUMPING MACHINES AND PARTS	NO				5355
TRACTION DITCHING MACH AND PTS 100 U KINGDOM 400 U STATES	NO				5356
			1	16538	
	3	29253	30	441277	
	3	29253	31	457815	
TRACTORS INTERNAL COMBUSTION 100 U KINGDOM 317 CZECHO S 335 GERMANY W 354 NETHRLNDS 381 ALASKA 400 U STATES	NO				5357
	176	171425	3762	3932275	
			2	3142	
	2	3379	11	25733	
	1	1770	1	1770	
			16	239545	
	741	2218478	25303	45478101	
	920	2395052	29095	49680566	
TRACTOR PARTS AND ACCESSORIES 100 U KINGDOM 327 FRANCE 335 GERMANY W 375 SWEDEN 381 ALASKA 400 U STATES				136972 192 1423 823	5358
		9937			
		175		26202	
		630			
		358			
		2149043		23615953	
		2160143		23781565	
WINOMILLS AND PARTS 400 U STATES					5361
		624		7684	
		624		7684	

Articles and Countries from which Imported	MONTH OF OCTOBER 1954		TEN MONTHS ENDED OCTOBER 1954		Class Number
	Quantities	Values (\$)	Quantities	Values (\$)	
PRUNING HOOKS SHEARS DEHORNERS					5362
100 U KINGDOM				14929	
327 FRANCE				849	
335 GERMANY W		138		2658	
344 ITALY				10819	
375 SWEDEN				1100	
376 SWITZRLND				97	
400 U STATES		2845		75414	
		2983		105866	
AGRIC IMPLEMENTS N O P AND PARTS					5363
100 U KINGDOM		1185		63252	
318 DENMARK		107		107	
335 GERMANY W				17004	
354 NETHRLNDS		85		20747	
375 SWEDEN				450	
376 SWITZRLND				565	
400 U STATES		366421		6814877	
		367798		6917002	
KNIVES AND FORKS TABLE					5371
100 U KINGDOM		41709		306348	
215 INDIA		108		108	
234 AUSTRALIA				160	
305 AUSTRIA				2774	
306 BELGIUM				311	
318 DENMARK		1195		10584	
327 FRANCE		968		8429	
335 GERMANY W		4726		28078	
344 ITALY		13983		34124	
347 JAPAN		18979		126592	
352 MEXICO				145	
354 NETHRLNDS				1564	
375 SWEDEN				10821	
376 SWITZRLND		100		1149	
400 U STATES		14110		124288	
		95966		655475	
POCKET KNIVES					5372
100 U KINGDOM		7201		109675	
305 AUSTRIA				1782	
327 FRANCE				4957	
335 GERMANY W		9088		145592	
344 ITALY		2003		6167	
347 JAPAN		564		9654	
352 MEXICO				1801	
372 SPAIN				335	
375 SWEDEN		1290		1764	
376 SWITZRLND		429		2730	
400 U STATES		7950		64392	
		28525		348849	
RAZORS N O P AND PARTS					5373
100 U KINGDOM		21598		98266	
305 AUSTRIA				200	
327 FRANCE				354	
335 GERMANY W		358		7978	
400 U STATES		976		39737	
		22932		146535	
SAFETY RAZOR BLADES					5374
100 U KINGDOM	DOZ 7506	1417	243015	25098	
318 DENMARK			34492	1641	
335 GERMANY W	106101	4584	785136	32857	
375 SWEDEN			9375	314	
400 U STATES	129411	7259	1324695	73004	
	243018	13260	2396713	132914	
SCISSORS AND SHEARS N O P					5375
100 U KINGDOM		14913		160140	
216 PAKISTAN		212		1061	
327 FRANCE		176		2323	
335 GERMANY W		22470		354595	
344 ITALY		2769		22202	
347 JAPAN		210		1126	
375 SWEDEN		113		113	
400 U STATES		24927		294626	
		65790		836186	
OTHER KNIVES N O P					5376
100 U KINGDOM		8171		78312	
231 HONG KONG				189	
305 AUSTRIA				228	
326 FINLAND				2181	
327 FRANCE		564		6618	
335 GERMANY W		8445		79996	
344 ITALY		704		1879	
347 JAPAN		823		4500	
359 NORWAY				212	
375 SWEDEN		3454		13412	
400 U STATES		12915		105646	
		35076		293173	
SPOONS					5377
100 U KINGDOM		849		13168	
305 AUSTRIA				3210	
317 CZECHO S				105	
318 DENMARK		61		4142	
327 FRANCE				1815	
335 GERMANY W		967		5621	
344 ITALY		980		8397	
347 JAPAN		7989		62334	

Articles and Countries from which imported	MONTH OF OCTOBER 1954		TEN MONTHS ENDED OCTOBER 1954		Class Number
	Quantities	Values (\$)	Quantities	Values (\$)	
352 MEXICO				102	
354 NETHRLNDS				1298	
359 NORWAY				140	
375 SWEDEN		54		2620	
376 SWITZRLND				672	
400 U STATES		5678		58439	
		13721		125605	
KNIVES BUTCHER AND KITCHEN					5378
100 U KINGDOM		18923		265963	
318 DENMARK				377	
327 FRANCE		324		13266	
335 GERMANY W		2292		55004	
347 JAPAN		98		186	
375 SWEDEN		522		3432	
376 SWITZRLND		1536		2447	
400 U STATES		14018		102651	
		37713		443326	
HINGES AND BUTTS	LB				5381
100 U KINGDOM	53860	10834	456012	88798	
305 AUSTRIA			36569	3614	
306 BELGIUM			47970	18274	
335 GERMANY W	19211	4992	152243	41952	
344 ITALY			5159	1059	
347 JAPAN	14626	3142	105335	22993	
354 NETHRLNDS			20701	4787	
375 SWEDEN	2346	711	44488	13015	
400 U STATES	93399	42316	756064	412395	
	183442	61995	1624541	606887	
CUT NAILS	CWT				5391
100 U KINGDOM	25	170	825	5639	
335 GERMANY W			707	3635	
400 U STATES	195	6055	1672	47705	
	220	6225	3204	56979	
RAILWAY SPIKES	CWT				5392
381 ALASKA	314	2558	394	3318	
400 U STATES	40	285	2740	23687	
	354	2843	3134	27005	
TACKS ALL KINDS N O P	LB				5393
100 U KINGDOM	1000	221	11649	2031	
231 HONG KONG			4000	633	
335 GERMANY W			2003	658	
354 NETHRLNDS			12839	2195	
400 U STATES	1228	1071	15472	6868	
	2228	1292	45963	12385	
WIRE NAILS OVER ONE INCH	CWT				5394
100 U KINGDOM	3213	19520	43560	258076	
305 AUSTRIA			200	1090	
306 BELGIUM			3301	20112	
335 GERMANY W	800	6355	19880	126302	
347 JAPAN	850	4420	19151	104308	
354 NETHRLNDS			5942	34624	
375 SWEDEN			1243	9042	
400 U STATES	218	3763	34589	327017	
	5081	34058	127866	880571	
NAILS AND BRADS N O P	LB				5395
100 U KINGDOM	6722	1519	86345	21005	
335 GERMANY W	3182	1191	20957	7120	
375 SWEDEN	1600	329	4500	1060	
400 U STATES	15084	4558	153634	47440	
	26588	7597	265436	76625	
SPRING BEARD AND LATCH NEEDLES	M				5401
100 U KINGDOM	55	1849	447	16362	
327 FRANCE			18	642	
335 GERMANY W			52	1429	
376 SWITZRLND		56	34	2506	
400 U STATES	200	8986	2070	72629	
	255	10891	2621	93568	
NEEDLES N O P					5402
100 U KINGDOM		13957		158988	
231 HONG KONG		70		1873	
306 BELGIUM				303	
317 CZECHO S				4585	
327 FRANCE				1605	
335 GERMANY W		6122		85700	
344 ITALY		225		5555	
347 JAPAN		948		2872	
354 NETHRLNDS		815		2846	
376 SWITZRLND		130		691	
400 U STATES		21411		180638	
		43678		445656	
PINS N O P	LB				5403
100 U KINGDOM	14563	8617	223297	139860	
305 AUSTRIA	15	178	15	178	
327 FRANCE			39	913	
335 GERMANY W	2659	1440	15877	9733	
347 JAPAN	626	563	2954	3437	
354 NETHRLNDS			2086	800	
400 U STATES	2268	5476	54261	72320	
	20131	16274	298529	227241	
PINS FOR MARKING SYSTEMS	LB				5404
100 U KINGDOM			1324	999	
400 U STATES	1345	2037	12700	19360	
	1345	2037	14024	20359	

Articles and Countries from which Imported	MONTH OF OCTOBER 1954		TEN MONTHS ENDED OCTOBER 1954		Class Number
	Quantities	Values (\$)	Quantities	Values (\$)	
NUTS AND BOLTS WASHERS RIVETS	LB				5411
100 U KINGDOM	177751	42495	1507114	421247	
305 AUSTRIA			24578	4176	
306 BELGIUM	87336	7401	1064041	89000	
327 FRANCE			142449	17582	
335 GERMANY W	3222	3057	42918	20977	
344 ITALY	52570	5119	430574	44047	
354 NETHRLNOS			79881	18647	
375 SWEDEN	46714	7982	387365	69734	
381 ALASKA	2319	689	10920	3392	
400 U STATES	775201	320845	7425648	3178248	
	1145113	387588	11115488	3867050	
MACHINE AND OTHER SCREWS N O P					5412
100 U KINGDOM		19873		177456	
305 AUSTRIA				261	
306 BELGIUM		1688		6690	
327 FRANCE				1769	
335 GERMANY W		1268		4251	
354 NETHRLNOS		1908		20951	
375 SWEDEN		17847		18344	
400 U STATES		111162		1345824	
		153746		1575546	
WOOD SCREWS OF IRON OR STEEL					5413
100 U KINGDOM		1426		22500	
231 HONG KONG		395		4759	
306 BELGIUM		609		14730	
327 FRANCE				995	
335 GERMANY W		7376		36019	
347 JAPAN				5958	
354 NETHRLNOS				186	
375 SWEDEN		1731		19773	
376 SWITZRLND				455	
400 U STATES		4588		97113	
		16125		202488	
FISH HOOKS COMMERCIAL					5421
100 U KINGDOM		8177		12996	
359 NORWAY		1251		32364	
400 U STATES		2621		21645	
		12049		67005	
HARDWARE N O P					5422
100 U KINGDOM		13584		174406	
318 DENMARK				221	
334 ST PIERRE				353	
335 GERMANY W		1782		26062	
347 JAPAN				345	
354 NETHRLNOS				26316	
375 SWEDEN				12040	
381 ALASKA				1570	
400 U STATES		189235		1544142	
		204601		1785455	
LOCKS OF IRON OR STEEL					5423
100 U KINGDOM		1290		18466	
335 GERMANY W		8200		26862	
376 SWITZRLND				1104	
400 U STATES		39257		302790	
		48747		349222	
SKATES ALL KINDS AND PARTS	PAIR				5424
100 U KINGDOM	3416	5911	42954	92764	
335 GERMANY W			6250	11143	
375 SWEDEN			2730	5254	
400 U STATES	1813	3448	23623	49206	
	5229	9359	75557	158367	
CARPET SWEEPERS	NO				5441
100 U KINGDOM			144	847	
400 U STATES	60	167	10605	28403	
	60	167	10749	29250	
CLEANERS ELECTRIC VACUUM	NO				5442
100 U KINGDOM	1316	33573	43187	986873	
306 BELGIUM			3	100	
318 DENMARK	12	381	37	1242	
335 GERMANY W			1	3335	
354 NETHRLNOS	1372	33748	9520	236458	
375 SWEDEN			100	6795	
400 U STATES	4189	164133	33581	1386031	
	6889	231835	86429	2620834	
CLEANERS HAND VACUUM AND PARTS					5443
100 U KINGDOM		9406		283404	
354 NETHRLNOS		172		3837	
375 SWEDEN				7151	
400 U STATES		74383		745138	
		83961		1039530	
CLOTHES WRINGERS DOMESTIC					5444
100 U KINGDOM				2817	
400 U STATES		15644		191659	
		15644		194476	
SEWING MACHINES	NO				5445
100 U KINGDOM	1042	49396	14110	342595	
207 UN SO AFR			308	2476	
318 DENMARK			9	5716	
327 FRANCE	1	1183	2	2186	
335 GERMANY W	379	22351	4924	308058	
344 ITALY	7	737	5582	278749	

Articles and Countries from which Imported	MONTH OF OCTOBER 1954		TEN MONTHS ENDED OCTOBER 1954		Class Number
	Quantities	Values (\$)	Quantities	Values (\$)	
347 JAPAN	767	14499	11482	192871	
354 NETHRLNDS	1	65	41	2711	
372 SPAIN			2121	64293	
375 SWEDEN			1573	59664	
376 SWITZRLND	1176	102108	4890	423448	
400 U STATES	1190	113668	26240	1876127	
	4563	304007	71274	3558894	
SEWING MACHINE ATTACHMENTS					5446
100 U KINGDOM		1018		16761	
335 GERMANY W				1277	
344 ITALY		849		15745	
347 JAPAN		236		3369	
376 SWITZRLNO		484		8312	
400 U STATES		37424		355605	
		40011		401069	
SEWING MACHINE PARTS					5447
100 U KINGDOM		19685		176219	
306 BELGIUM				112	
317 CZECHO S				552	
318 DENMARK				789	
327 FRANCE				1361	
335 GERMANY W		6702		29625	
344 ITALY		30711		33835	
347 JAPAN				3970	
372 SPAIN				200	
375 SWEDEN		538		13454	
376 SWITZRLNO		282		10070	
390 GERMANY E		430		616	
400 U STATES		67115		727395	
		125463		998198	
WATER PUMPS DOMESTIC	NO				5449
100 U KINGDOM	13	163	746	4764	
400 U STATES	577	31123	7369	343255	
	590	31286	8115	348019	
WASHING MACHINES ELECTRIC	NO				5450
100 U KINGDOM			1459	76751	
335 GERMANY W			2	253	
354 NETHRLNDS			6	516	
400 U STATES	2142	272022	19193	2383446	
	2142	272022	20660	2460966	
WASHING MACH POWER NOT ELECT	NO				5451
400 U STATES	8	558	39	2897	
	8	558	39	2897	
WASHING MACH HAND OPERATED	NO				5452
WASHING MACHINE PARTS					5453
100 U KINGDOM		12273		77549	
400 U STATES		246719		1790845	
		258992		1868394	
ARTICLES FOR SMELTING IRON					5461
335 GERMANY W				472780	
400 U STATES		4667		776980	
		4667		1249760	
BLOWERS SMELTING APPARATUS					5462
100 U KINGDOM				1514	
376 SWITZRLND				50472	
400 U STATES		68632		257071	
		68632		309057	
BUDDLES VANNERS SLIME TABLES					5463
400 U STATES		244		2598	
		244		2598	
CAR LOADING MACHINES COAL					5464
400 U STATES		851		3584	
		851		3584	
CHOCK RELEASE APPARATUS					5465
100 U KINGDOM				21333	
400 U STATES				1462	
				22795	
COAL HEADING MACHINES					5466
100 U KINGDOM				4138	
400 U STATES		6618		39963	
		6618		44101	
MINERS LAMPS AND ACCESSORIES					5467
100 U KINGDOM		200		2733	
375 SWEDEN		478		4331	
400 U STATES		25533		177156	
		26211		184220	
AMALGAM SAFES ORE SAMPLERS					5468
100 U KINGDOM		408		5701	
400 U STATES		21768		321053	
		22176		326754	
SUNDRY METALLURGICAL APPARATUS					5469
100 U KINGDOM		6577		6810	
335 GERMANY W				296033	
354 NETHRLNDS				10343	
376 SWITZRLND		206		206	
400 U STATES		238392		3245275	
		245175		3558667	
DIAMOND DRILLS CORE DRILLS					5470
100 U KINGDOM		21265		320970	
400 U STATES		11761		193345	
		33026		514315	
MINE LOADING MACH CONVEYORS					5471
100 U KINGDOM		2631		120204	
335 GERMANY W		705		1880	

Articles and Countries from which Imported	MONTH OF OCTOBER 1954		TEN MONTHS ENDED OCTOBER 1954		Class Number
	Quantities	Values (\$)	Quantities	Values (\$)	
375 SWEDEN				375	
381 ALASKA				3000	
400 U STATES		251620		5012157	
MINE HOISTS NOT MADE IN CANADA		254956		5137616	5472
MACHINERY ALLUVIAL MINING					5473
381 ALASKA				12933	
400 U STATES		309600		3172523	
MACHINERY ORE HANDLING		309600		3185456	5474
100 U KINGDOM				99916	
400 U STATES				3054	
MACHINERY ORE CONCENTRATION				102970	5475
100 U KINGDOM				1737	
354 NETHRLNDS				5817	
359 NORWAY				5930	
400 U STATES		34984		678788	
MACHINERY METAL REFINING		34984		692272	5476
100 U KINGDOM				7332	
400 U STATES		17502		166041	
ORE CRUSHERS GRINDING MILLS		17502		173373	5477
100 U KINGDOM		2037		57156	
306 BELGIUM				4336	
335 GERMANY W				22949	
400 U STATES		161813		2153728	
COAL CUTTERS AUGERS DRILLS		163850		2238169	5478
100 U KINGDOM				14361	
305 AUSTRIA				1120	
335 GERMANY W				269	
400 U STATES		1111		70384	
POWER DRIVEN PUMPS FOR MINES		1111		86134	5479
400 U STATES				71	
PUMPS PREC METAL EXTRACTION				71	5480
400 U STATES		1454		41209	
ROCK DRILLS AND PARTS	NO			41209	5481
100 U KINGDOM	16	13877	29	73698	
335 GERMANY W				262	
366 PORTUGAL				2190	
375 SWEDEN	5	68676	142	758567	
400 U STATES	23	90951	1506	1140832	
WELL DRILLING MACHINERY	44	173504	1677	1975549	5482
100 U KINGDOM		12931		228632	
335 GERMANY W				98212	
400 U STATES		1893234		24593262	
ADDING MACHINES AND PARTS	NO	1906165		24920106	5500
100 U KINGDOM	26	4134	120	17893	
335 GERMANY W	6	663	294	26466	
359 NORWAY			71	3563	
375 SWEDEN	110	14067	1418	155161	
376 SWITZRLND			15	1762	
400 U STATES	503	186787	3423	1116425	
BOOKKEEPING MACHINES AND PARTS	645	205651	5341	1321270	5501
100 U KINGDOM	2	4697	313	279195	
327 FRANCE	4	23303	21	132014	
335 GERMANY W	19	10783	697	91759	
344 ITALY			631	167500	
354 NETHRLNDS			74	10999	
375 SWEDEN	7	11232	239	57478	
376 SWITZRLND	11	3289	57	5810	
400 U STATES	301	552431	4732	6559937	
CASH REGISTERS	344	605735	6764	7304692	5502
359 NORWAY		1552		25191	
375 SWEDEN				61731	
400 U STATES		176774		591759	
CASH REGISTER PARTS		178326		678681	5503
375 SWEDEN				436	
400 U STATES		159787		1544759	
Dictating Machines and Parts		159787		1545195	5504
100 U KINGDOM		1122		470179	
318 DENMARK				22471	
335 GERMANY W				5500	
400 U STATES		55016		958145	
TYPEWRITERS		56138		1456295	5505
100 U KINGDOM	NO		6881	495683	
317 CZECHO S	1086	65291	27	865	
335 GERMANY W	27	865	42	3192	
344 ITALY	12	318	12	318	

Articles and Countries from which Imported	MONTH OF OCTOBER 1954		TEN MONTHS ENDED OCTOBER 1954		Class Number
	Quantities	Values (\$)	Quantities	Values (\$)	
375 SWEDEN	30	2671	128	8000	5506
376 SWITZRLND	74	4245	363	25361	
390 GERMANY E			100	3023	
400 U STATES	364	45707	3958	405953	
TPEWRITER PARTS	1593	119097	11511	942395	
100 U KINGDOM		6774		71478	5511
306 BELGIUM				24854	
327 FRANCE				11273	
335 GERMANY W		764		21790	
344 ITALY		117		1060	
354 NETHRLNDS				3439	
375 SWEDEN				2167	
376 SWITZRLNO		64		2257	
400 U STATES		179653		2448786	
MACHINERY 412A PAPER WORKING		187372		2587104	
100 U KINGDOM		23265		489156	
306 BELGIUM				2770	
317 CZECHO S		875		2525	
318 DENMARK				4703	
327 FRANCE		257		26131	
335 GERMANY W		12080		261512	
344 ITALY		5129		27267	
354 NETHRLNDS		260		25664	
375 SWEDEN				3755	
376 SWITZRLND		934		85615	
390 GERMANY E		1724		3617	
400 U STATES		682223		6398499	
MACHINERY 412A CELLULOSE		726647		7365214	
100 U KINGDOM				11512	5513
327 FRANCE				720	
400 U STATES		969		27888	
NEWSPAPER PRESSES AND PARTS				40120	
100 U KINGDOM	NO	199044		285206	5514
335 GERMANY W			1	21059	
375 SWEDEN				2382	
400 U STATES	1	35891	18	1403994	
FLAT BED CYL PRESSES AND PARTS				1712641	
100 U KINGDOM	NO		1	2201	5515
354 NETHRLNDS				180	
375 SWEDEN				212	
376 SWITZRLND			1	8286	
400 U STATES		5835	34	229409	
PRINTING PRESSES		5835	36	240288	
100 U KINGDOM	NO	60594	2030	718011	5516
317 CZECHO S	3	3512	10	14794	
318 DENMARK			65	6336	
327 FRANCE	2	8184	3	47981	
335 GERMANY W	20	64054	160	392217	
344 ITALY			4	403	
354 NETHRLNDS		348	75	33916	
375 SWEDEN		227	91	75598	
376 SWITZRLND			1	351	
400 U STATES	377	365537	3770	5690905	
TYPECASTING MACHINES AND PARTS		502456	6209	6980512	
100 U KINGDOM				1984	5517
231 HONG KONG				1352	
344 ITALY				1531	
400 U STATES		215345		1886025	
TPEMAKING ACCESSORIES AND PTS				1890892	
100 U KINGDOM				2227	5518
400 U STATES		4213		91610	
SHOVELS POWER NOT MADE CANADA				93837	
335 GERMANY W	NO		1	10036	5519
400 U STATES	32	186340	451	1818510	
SHOVELS POWER KIND MADE CANADA				1828546	
100 U KINGDOM	NO	74479	26	406154	5520
344 ITALY			1	14421	
381 ALASKA			3	64536	
400 U STATES	23	466091	303	4629276	
SHOVELS POWER PARTS OF		540570	333	5114387	
100 U KINGDOM		2326		50485	5521
335 GERMANY W				1709	
381 ALASKA		11864		13689	
400 U STATES		273499		3072204	
AIR COMPRESSING MACH AND PARTS		287689		3138087	
100 U KINGDOM		20069		220868	5521
305 AUSTRIA				2866	
306 BELGIUM		1214		3171	
327 FRANCE				10559	
335 GERMANY W		3988		17790	
344 ITALY				231	
375 SWEDEN		13317		71181	

Articles and Countries from which Imported	MONTH OF OCTOBER 1954		TEN MONTHS ENDED OCTOBER 1954		Class Number
	Quantities	Values (\$)	Quantities	Values (\$)	
376 SWITZRLND		633		390004	
381 ALASKA		3753		22261	
400 U STATES		517442		4637265	
BAKERY MACHINERY AND PARTS		560416		5376196	
100 U KINGDOM		1092		145712	5522
335 GERMANY W		507		16356	
354 NETHRLNDS		215		8771	
360 ISRAEL				400	
376 SWITZRLND				471	
400 U STATES		148036		2294701	
BOX ENO MACHINERY AND PARTS		149850		2466411	5523
COAL CARBONIZING MACH AND PTS					5524
327 FRANCE				12365	
376 SWITZRLND				52400	
400 U STATES		47325		194989	
CLAY PRODUCTS MACH AND PARTS		47325		259754	5526
100 U KINGDOM				152	
400 U STATES		1783		40458	
COAL COKE AND GAS MACH AND PTS		1783		40610	5527
100 U KINGDOM				2377	
400 U STATES		72402		1007894	
WASTE RECOVERY MACH AND PARTS		72402		1010271	5528
400 U STATES		56178		597016	
COAL HANDLING MACHINES AND PTS		56178		597016	5529
100 U KINGDOM		329		2652	
400 U STATES		229		94937	
CONCRETE MIXING MACH AND PARTS	NO	558		97589	5530
100 U KINGDOM			6	18472	
335 GERMANY W			2	3933	
400 U STATES	32	51750	415	618146	
DENTAL ENGINES ELECTRIC	32	51750	423	640551	5532
100 U KINGDOM	NO		11	2306	
400 U STATES		16	287	68844	
Dies for stamping metal plates		16	298	71150	5533
400 U STATES				61	
HAND FIRE EXTINGUISHERS				61	5534
100 U KINGDOM		211		7789	
381 ALASKA				410	
400 U STATES		90489		1091498	
FERTILIZER MACHINERY AND PARTS		90700		1099697	5535
100 U KINGDOM		2830		19483	
318 DENMARK				163	
335 GERMANY W				380	
375 SWEDEN		205		5037	
400 U STATES		72075		593997	
FISH PREPARING MACH AND PARTS		75110		619060	5536
100 U KINGDOM				4798	
335 GERMANY W				132178	
400 U STATES		12446		79904	
REFRIGERATING MACH AND PARTS		12446		216880	5537
100 U KINGDOM		7318		97952	
318 DENMARK				2803	
344 ITALY		7600		7600	
400 U STATES		266827		3804155	
LAWN MOWERS POWER	NO	281745		3912510	5538
100 U KINGDOM	3	124	502	26243	
236 NEW ZEAL			55	3264	
400 U STATES	61	6557	41200	2258875	
LAWN MOWERS N O P	64	6681	41757	2288382	5539
100 U KINGDOM	NO		101184	663425	
335 GERMANY W			409	1995	
400 U STATES	4	50	9179	121488	
LEATHER MACHINERY AND PARTS	4	50	110772	786908	5540
100 U KINGDOM		300		1070	
318 DENMARK				251	
335 GERMANY W				188	
400 U STATES		14182		212478	
LOGGING MACHINERY AND PARTS		14482		213987	5541
100 U KINGDOM		980		22586	
306 BELGIUM				1783	
335 GERMANY W				15025	
359 NORWAY		2912		3098	
376 SWITZRLND				2377	
400 U STATES		945839		7491860	
		949731		7536729	

Articles and Countries from which imported	MONTH OF OCTOBER 1954		TEN MONTHS ENDED OCTOBER 1954		Class Number
	Quantities	Values (\$)	Quantities	Values (\$)	
METAL DRILLING MACH AND PARTS					5542
100 U KINGDOM		100978		826226	
306 BELGIUM		17888		101610	
318 DENMARK				2281	
335 GERMANY W		7234		85321	
344 ITALY				25498	
375 SWEDEN		5007		23657	
376 SWITZRLND		13057		21763	
400 U STATES		304659		7337799	
		448823		8424155	
METAL GRINDING MACH AND PARTS					5543
100 U KINGDOM		28693		380911	
306 BELGIUM		844		2573	
318 DENMARK				58	
327 FRANCE				3442	
335 GERMANY W		7943		339826	
344 ITALY		64		21368	
354 NETHRLNDS				2581	
375 SWEDEN		2288		44699	
376 SWITZRLND				424808	
400 U STATES		258799		5500526	
		298631		6720792	
METALWORKING LATHES AND PARTS					5544
100 U KINGDOM		102283		1055011	
306 BELGIUM				1428	
318 DENMARK				983	
327 FRANCE		9631		14668	
335 GERMANY W		51804		432595	
344 ITALY				37440	
354 NETHRLNDS				6040	
375 SWEDEN				3997	
376 SWITZRLND		56		59242	
400 U STATES		303487		3571452	
		467261		5182856	
METAL MILLING MACHINES AND PTS					5545
100 U KINGDOM		28782		553538	
305 AUSTRIA				2015	
306 BELGIUM		5075		5183	
317 CZECHOS				27401	
318 DENMARK				11120	
327 FRANCE				40437	
335 GERMANY W		8374		126431	
344 ITALY		4000		180953	
354 NETHRLNDS				688	
375 SWEDEN		5103		23915	
376 SWITZRLND		2232		42078	
400 U STATES		79151		2248544	
		132717		3262303	
METALWORKING PLANERS AND PARTS					5546
100 U KINGDOM		30684		68196	
335 GERMANY W				69995	
375 SWEDEN				6849	
400 U STATES		446		172207	
		31130		317247	
METALWORKING PRESSES AND PARTS					5547
100 U KINGDOM		24845		516835	
234 AUSTRALIA				5160	
305 AUSTRIA				450	
306 BELGIUM		3230		39184	
318 DENMARK		7823		8296	
327 FRANCE				892	
335 GERMANY W		12765		152620	
344 ITALY				16916	
375 SWEDEN		1906		23089	
376 SWITZRLND				1743	
400 U STATES		175699		4372183	
		226268		5137368	
METAL ROLLING MILL MCH AND PTS					5548
100 U KINGDOM		596		52089	
327 FRANCE				152	
335 GERMANY W				707	
400 U STATES		35224		2355295	
		35820		2408243	
METAL SHAPERS SLOTTERS AND PTS					5549
100 U KINGDOM		16235		151143	
335 GERMANY W		2041		30010	
375 SWEDEN				15226	
376 SWITZRLND				3400	
400 U STATES		125632		1440035	
		143908		1639814	
METALWORKING MCH N O P AND PTS					5550
100 U KINGDOM		65124		622993	
305 AUSTRIA				5230	
318 DENMARK				1311	
327 FRANCE				3322	
335 GERMANY W		23657		220647	
344 ITALY		3702		3852	
354 NETHRLNDS				8273	
375 SWEDEN				21543	
376 SWITZRLND		1449		128259	
400 U STATES		504939		9627605	
		598871		10643035	

Articles and Countries from which Imported	MONTH OF OCTOBER 1954		TEN MONTHS ENDED OCTOBER 1954		Class Number
	Quantities	Values (\$)	Quantities	Values (\$)	
MOTION PICTURE PROJECTORS					5551
100 U KINGDOM		12925		184728	
305 AUSTRIA		2681		5378	
327 FRANCE		1363		10782	
335 GERMANY W		236		6712	
354 NETHRLNDS		250		250	
376 SWITZRLNO				8557	
380 USSR				580	
400 U STATES		409386		2800539	
		426841		3017526	
CRANES ETC NOT MADE IN CANADA	NO				5552
100 U KINGDOM			80	87669	
354 NETHRLNDS			2	3189	
400 U STATES	34	53619	588	1543589	
	34	53619	670	1634447	
CRANES ETC KINO MADE IN CANADA	NO				5553
100 U KINGDOM	9	2777	206	356095	
335 GERMANY W	2	15064	18	47795	
359 NORWAY			10	6630	
375 SWEDEEN			4	4252	
376 SWITZRLNO			1	1317	
400 U STATES	233	278914	2643	3336741	
	244	296755	2882	3752830	
CRANES HOISTS ETC NOP PARTS OF					5554
100 U KINGDOM		18247		303978	
335 GERMANY W		11227		31618	
354 NETHRLNDS				186	
359 NORWAY				410	
375 SWEDEEN				5894	
400 U STATES		94483		1152364	
		123957		1494450	
OZONE GENERATORS AND PARTS					5555
335 GERMANY W				800	
400 U STATES		1107		16935	
		1107		17735	
PAPER MILL MACHINES AND PARTS					5556
100 U KINGDOM		218340		893260	
327 FRANCE				213	
335 GERMANY W		30848		49526	
347 JAPAN		179		179	
375 SWEDEEN		37183		64219	
400 U STATES		224950		3311619	
		511500		4319016	
PULP MILL MACHINES AND PARTS					5557
100 U KINGDOM		8148		16290	
335 GERMANY W				1786	
375 SWEDEEN				22007	
400 U STATES		32215		857864	
		40363		897947	
POWER PUMPS N O P AND PARTS	NO				5558
100 U KINGDOM	123	56402	1618	497936	
327 FRANCE	1	194	11	13377	
335 GERMANY W	4	127	56	18542	
354 NETHRLNDS			10	3670	
359 NORWAY			1	200	
375 SWEDEEN			12	3960	
376 SWITZRLNO			1	6839	
381 ALASKA	8	67897	14	73141	
400 U STATES	3209	767737	27869	6462500	
	3345	892357	29592	7080173	
RIFLE MAKING MACHINERY					5559
ROAD MAKING MACHINERY AND PTS					5560
100 U KINGDOM		1064		32360	
306 BELGIUM				2619	
381 ALASKA				171	
400 U STATES		202619		3429664	
		203683		3464814	
TRENCH AND DITCH MACH AND PTS					5561
100 U KINGDOM				14025	
381 ALASKA				124	
400 U STATES		10264		81859	
		10264		96008	
ROLLERS STREET ROAD AND PARTS	NO				5562
100 U KINGDOM	2	10242	35	186249	
327 FRANCE			1	2076	
400 U STATES	4	7856	346	858453	
	6	18098	382	1046778	
ROLLS SAND CAST CHILLED CAST					5563
100 U KINGDOM		13817		153206	
400 U STATES		185702		1617998	
		199519		1771204	
SAWMILL MACHINERY AND PARTS					5564
100 U KINGDOM				132	
306 BELGIUM		63		13909	
335 GERMANY W		3947		17721	
375 SWEDEEN				9667	
400 U STATES		31739		324212	
		35749		366341	
SCRAPERS RAILWAY OR ROAD					5565
100 U KINGDOM				36668	
400 U STATES		30767		626116	
		30767		662784	

Articles and Countries from which Imported	MONTH OF OCTOBER 1954		TEN MONTHS ENDED OCTOBER 1954		Class Number	
	Quantities	Values (\$)	Quantities	Values (\$)		
SHOE MACHINERY AND PARTS					5566	
100 U KINGDOM				25205		
318 DENMARK		506		3429		
327 FRANCE				226		
335 GERMANY W		153		62999		
344 ITALY				3885		
354 NETHRLNDS				673		
375 SWEDEN				1947		
400 U STATES		29349		518336		
		30008		616700		
STAVE MAKING MACH AND PARTS					5568	
400 U STATES				2282		
				2282		
STREET CLEANING MACH AND PARTS					5569	
100 U KINGDOM		360		749		
400 U STATES		32212		502153		
		32572		502902		
BEEET SUGAR MACHINERY AND PARTS					5570	
100 U KINGDOM				313		
335 GERMANY W		1015		2679		
400 U STATES		8428		114697		
		9443		117689		
VENEER DRYING MACHINES AND PTS					5571	
335 GERMANY W				14669		
400 U STATES		51		292579		
		51		307248		
WATER METERS N O P AND PARTS	NO				5572	
100 U KINGDOM			120	11578		
400 U STATES	21	1351	92	28606		
	21	1351	212	40184		
WATER TURBINES AND PARTS					5573	
100 U KINGDOM		9245		24973		
375 SWEDEN				226141		
376 SWITZRLND				12718		
400 U STATES		78951		534482		
		88196		798314		
WIRE STITCHER STAPLERS AND PTS					5574	
100 U KINGDOM		597		19014		
305 AUSTRIA				3231		
327 FRANCE				1389		
335 GERMANY W		62		831		
359 NORWAY				53		
375 SWEDEN		3697		26424		
400 U STATES		68663		635493		
		73019		686435		
YARN CORD FABRIC MACH AND PTS						5575
100 U KINGDOM		196255		2117964		
305 AUSTRIA				9414		
306 BELGIUM		4906		11408		
317 CZECHO S		1901		25984		
318 DENMARK		5026		6591		
327 FRANCE				4432		
335 GERMANY W		2566		159101		
344 ITALY				2072		
347 JAPAN				2118		
354 NETHRLNDS				753		
376 SWITZRLND		11540		238126		
400 U STATES		531653		6966586		
		753847		9544549		
ALL MACHINERY N D P AND PARTS					5576	
100 U KINGDOM		453951		12705593		
207 UN SO AFR				513		
224 JAMAICA				742		
234 AUSTRALIA				14202		
305 AUSTRIA				4527		
306 BELGIUM		39035		143148		
317 CZECHO S				3708		
318 DENMARK		1251		231678		
326 FINLAND				3582		
327 FRANCE		22188		125506		
335 GERMANY W		90537		913052		
344 ITALY		1099		33848		
347 JAPAN		1601		8962		
352 MEXICO				1018		
354 NETHRLNDS		2274		32146		
359 NORWAY				4385		
375 SWEDEN		24106		295710		
376 SWITZRLND		10180		321892		
381 ALASKA				13733		
390 GERMANY E				10743		
400 U STATES		5404006		58450811		
		6050228		73319499		
CIGARETTE CIGAR MACH AND PARTS						5577
100 U KINGDOM		18994		304354		
327 FRANCE		1050		1050		
335 GERMANY W				105		
375 SWEDEN				112948		
400 U STATES		25862		340283		
		45906		758740		
VENEER OR PLYWOOD MACH AND PTS					5578	
100 U KINGDOM				13500		
335 GERMANY W				6194		
375 SWEDEN				39438		
400 U STATES		44121		629124		
		44121		688256		

Articles and Countries from which Imported	MONTH OF OCTOBER 1954		TEN MONTHS ENDED OCTOBER 1954		Class Number
	Quantities	Values (\$)	Quantities	Values (\$)	
PURIFIERS FOR FISH OILS					5579
FORGED STEEL ROLLS					5580
100 U KINGDOM		4791		84929	
335 GERMANY W				3580	
400 U STATES		41875		663719	
		46666		752228	
FIXED METERS GAUGES FOR LIQUID					5581
100 U KINGDOM		105		3177	
327 FRANCE				451	
335 GERMANY W				412	
375 SWEDEN				813	
400 U STATES		44942		365253	
		45047		370106	
AIR CONDITIONING APP AND PARTS					5582
100 U KINGDOM		13038		209946	
335 GERMANY W				3275	
354 NETHRLNDS				297	
375 SWEDEN				1085	
376 SWITZRLND		672		6928	
381 ALASKA		224		224	
400 U STATES		386303		7092348	
		400237		7314103	
DIES IN THE ROUGH					5583
100 U KINGDOM		133		4283	
400 U STATES		2480		26466	
		2613		30749	
BOTTLING MACHINES AND PARTS					5584
100 U KINGDOM		56		7516	
318 DENMARK				3616	
335 GERMANY W		2139		12343	
400 U STATES		132814		1861097	
		135009		1884572	
BULLDOZERS EARTHMOVERS AND PTS	NO		16	136971	5585
100 U KINGDOM			2	38682	
381 ALASKA				7946937	
400 U STATES	126	549068	1563		
	126	549068	1581	8122590	
CONVEYING EQUIPMENT AND PARTS					5586
100 U KINGDOM		28473		458835	
318 DENMARK				165	
335 GERMANY W				27121	
359 NORWAY				1479	
375 SWEDEN		2121		25717	
376 SWITZRLND		4779		24214	
400 U STATES		389397		4699655	
		424770		5237186	
POWER JACKS AND PARTS	NO				5587
100 U KINGDOM	120	741	1443	31298	
335 GERMANY W			22	532	
375 SWEDEN	2	131	401	26841	
400 U STATES	3563	129337	37472	1052029	
	3685	130209	39338	1110700	
STONE CRUSHING MACH AND PARTS					5588
100 U KINGDOM				18116	
335 GERMANY W				6641	
400 U STATES		189456		2277037	
		189456		2301794	
WOODWORKING MACH AND PARTS NOP					5589
100 U KINGDOM		14182		314347	
305 AUSTRIA				7021	
306 BELGIUM				4255	
317 CZECHO S				1722	
318 DENMARK				14963	
335 GERMANY W		5333		140838	
344 ITALY				1182	
354 NETHRLNDS				6323	
375 SWEDEN		2933		41243	
376 SWITZRLND		406		18252	
390 GERMANY E		916		916	
400 U STATES		309214		2637077	
		332984		3188139	
SPRINGS FOR SURGICAL TRUSSES	LB				5591
SPRINGS FOR RAILWAY VEHICLES					5592
100 U KINGDOM		76		800	
400 U STATES		4118		34448	
		4194		35248	
SPRINGS FOR OTHER VEHICLES					5593
100 U KINGDOM				2715	
400 U STATES		4353		32427	
		4353		35142	
SPRINGS FOR FURNITURE					5594
400 U STATES		8146		69074	
		8146		69074	
SPRINGS FOR CLOCKS					5595
335 GERMANY W		352		813	
400 U STATES		291		3522	
		643		4335	
BATHS BATHTUBS IRON OR STEEL					5600
100 U KINGDOM		3041		19670	
335 GERMANY W		11699		81793	
381 ALASKA		103		103	
400 U STATES		63690		553989	
		78533		655555	

Articles and Countries from which Imported	MONTH OF OCTOBER 1954		TEN MONTHS ENDED OCTOBER 1954		Class Number	
	Quantities	Values (\$)	Quantities	Values (\$)		
BASINS CLOSETS SINKS					5601	
100 U KINGDOM		12206		125368		
335 GERMANY W		21066		60266		
375 SWEDEN		3461		46290		
381 ALASKA		1562		1562		
400 U STATES		145944		1397312		
		184239		1630798		
CONTAINERS TINPLATE FOR FOOD					5602	
100 U KINGDOM		134		134		
354 NETHRLNDS				742		
400 U STATES		101211		1138127		
		101345		1139003		
CONTAINERS TINPLATE N O P					5603	
100 U KINGDOM		3774		26116		
309 BRAZIL				639		
335 GERMANY W		2621		2621		
354 NETHRLNDS		350		1480		
359 NORWAY		175		175		
376 SWITZRLND				849		
381 ALASKA		101		101		
400 U STATES		56622		668652		
		63643		700633		
HOLLOW WARE ENAMELLED IRON					5604	
100 U KINGDOM		5029		28834		
306 BELGIUM				5926		
318 DENMARK				732		
335 GERMANY W		308		2072		
354 NETHRLNDS				3168		
375 SWEDEN				1287		
400 U STATES		43695		362050		
		49032		404069		
HOLLOW WARE IRON N O P					5605	
100 U KINGDOM		5345		43374		
318 DENMARK				367		
327 FRANCE				2991		
335 GERMANY W		408		48136		
347 JAPAN		1667		1667		
354 NETHRLNDS				8702		
375 SWEDEN		510		6677		
400 U STATES		282519		2459616		
		290449		2571530		
KITCHEN DAIRY HOLLOW WARE TIN					5606	
100 U KINGDOM		144		1569		
327 FRANCE				125		
335 GERMANY W		7300		48188		
347 JAPAN				477		
400 U STATES		32009		168543		
		39453		218902		
MFRS OF TIN AND TINPLATE N O P					5607	
100 U KINGDOM		8846		83241		
231 HONG KONG		193		193		
318 DENMARK				323		
327 FRANCE				2540		
335 GERMANY W		4555		36431		
347 JAPAN		177		1130		
352 MEXICO		90		407		
354 NETHRLNDS		676		7309		
359 NORWAY		146		146		
375 SWEDEN				597		
376 SWITZRLND				310		
381 ALASKA				37		
400 U STATES		196478		2392522		
		211161		2525186		
ANVILS AND VISES					5621	
100 U KINGDOM		11346		130770		
305 AUSTRIA				242		
318 DENMARK				65		
327 FRANCE		139		139		
335 GERMANY W		696		8444		
375 SWEDEN		279		279		
400 U STATES		13891		148702		
		26351		288641		
AUGERS BITS AND DRILLS					5622	
100 U KINGDOM		52585		504588		
234 AUSTRALIA		7832		44858		
305 AUSTRIA				5668		
318 DENMARK				495		
327 FRANCE		1584		10677		
335 GERMANY W		12519		123264		
344 ITALY				1822		
347 JAPAN				2010		
354 NETHRLNDS				403		
375 SWEDEN		340		10397		
376 SWITZRLND				589		
381 ALASKA		70		70		
400 U STATES		93660		1049947		
		168590		1754788		
AXES					5623	
100 U KINGDOM	DOZ	74	1082	439		5830
335 GERMANY W		12	120	115		1663
375 SWEDEN		413	4289	2727		27085
400 U STATES		123	3018	828		15414
		622	8509	4109	49992	

Articles and Countries from which Imported	MONTH OF OCTOBER 1954		TEN MONTHS ENDED OCTOBER 1954		Class Number
	Quantities	Values (\$)	Quantities	Values (\$)	
FILES N O P AND RASPS	00Z				5624
100 U KINGDOM	859	2993	11160	25476	
335 GERMANY W	156	535	2850	10082	
347 JAPAN			1000	1316	
375 SWEDEN	2645	5154	7439	29194	
376 SWITZRLNO			2094	3953	
400 U STATES	4307	19029	45351	265392	
	7967	27711	69894	335413	
HACK SAW BLADES					5625
100 U KINGDOM		1864		33047	
335 GERMANY W		981		5713	
375 SWEDEN				698	
400 U STATES		14698		103231	
		17543		142689	
SAWS N O P					5626
100 U KINGDOM		4482		69811	
305 AUSTRIA				251	
327 FRANCE				1268	
335 GERMANY W		6497		73855	
354 NETHRLNDS				372	
375 SWEDEN		9949		119328	
376 SWITZRLND				3278	
400 U STATES		26231		289120	
		47159		557283	
WRENCHES					5627
100 U KINGDOM		1116		53285	
234 AUSTRALIA		155		408	
305 AUSTRIA		706		1806	
318 DENMARK				168	
327 FRANCE		153		153	
335 GERMANY W		26898		209886	
347 JAPAN				3054	
354 NETHRLNDS		557		992	
375 SWEDEN				2566	
376 SWITZRLND				1004	
400 U STATES		131571		1505185	
		161156		1778507	
ADZES CLEAVERS HATCHETS PLANES					5628
100 U KINGDOM		11747		156948	
305 AUSTRIA				1731	
317 CZECHO S				734	
327 FRANCE				382	
335 GERMANY W		20458		154268	
347 JAPAN		1054		1202	
354 NETHRLNDS		175		436	
375 SWEDEN		14160		85051	
376 SWITZRLND		1107		7685	
400 U STATES		78399		803463	
		127100		1211900	
ENGINEERS PRECISION TOOLS					5629
100 U KINGDOM		23838		338376	
207 UN SO AFR				5554	
224 JAMAICA				909	
234 AUSTRALIA				1241	
305 AUSTRIA				579	
317 CZECHO S				413	
318 DENMARK		148		3673	
327 FRANCE		159		2736	
335 GERMANY W		13441		204531	
344 ITALY		438		3370	
347 JAPAN		8560		66371	
354 NETHRLNDS		951		11041	
360 ISRAEL		118		118	
375 SWEDEN		2412		43230	
376 SWITZRLND		13303		195158	
381 ALASKA				2008	
400 U STATES		433132		3616208	
		496500		4496216	
TOOLS N O P					5630
100 U KINGDOM		38296		440909	
231 HONG KONG				338	
234 AUSTRALIA		92		778	
305 AUSTRIA		147		563	
306 BELGIUM				262	
317 CZECHO S				1346	
318 DENMARK		102		399	
327 FRANCE		796		23291	
335 GERMANY W		31727		225028	
344 ITALY				1954	
347 JAPAN		1502		5014	
354 NETHRLNDS		1580		4437	
375 SWEDEN		2048		27510	
376 SWITZRLND		790		6850	
381 ALASKA		300		3267	
400 U STATES		468590		4397722	
		545970		5139668	
FILES MANICURE					5631
100 U KINGDOM		326		3555	
327 FRANCE				358	
335 GERMANY W		1720		5198	
400 U STATES		1456		18198	
		3502		27309	

Articles and Countries from which Imported	MONTH OF OCTOBER 1954		TEN MONTHS ENDED OCTOBER 1954		Class Number
	Quantities	Values (\$)	Quantities	Values (\$)	
TOOLS FOR USE IN MACHINES					5632
100 U KINGDOM		37368		312881	
234 AUSTRALIA				1404	
305 AUSTRIA		54		1975	
306 BELGIUM				184	
318 DENMARK				448	
327 FRANCE				1746	
335 GERMANY W		9846		103107	
344 ITALY		168		715	
354 NETHRLNDS				478	
375 SWEDEN		4415		12706	
376 SWITZRLND		481		19136	
381 ALASKA				179	
400 U STATES		321037		3522627	
		373369		3977586	
AUTOMOBILES FREIGHT NEW	NO				5641
100 U KINGDOM	28	38178	264	347384	
306 BELGIUM	1	1001	7	7173	
335 GERMANY W	31	30446	403	422993	
381 ALASKA			10	38989	
400 U STATES	241	840556	2981	10528481	
	301	910181	3665	11345020	
AUTOS PASS NEW UNDER 1200 DOL	NO				5642
100 U KINGDOM	551	500980	15186	14202943	
306 BELGIUM	8	6178	120	91319	
327 FRANCE	2	1776	6	5328	
335 GERMANY W	237	172775	2346	1806540	
400 U STATES	3	3425	431	422184	
	801	685204	18089	16528314	
AUTOS PASS NEW 1200 TO 2100 DOL	NO				5643
100 U KINGDOM	32	45256	707	1020437	
327 FRANCE	2	3094	3	4662	
335 GERMANY W	2	3246	32	44424	
381 ALASKA			1	2100	
400 U STATES	139	246907	6990	12120309	
	175	298503	7733	13191932	
AUTOS PASS NEW N O P	NO				5644
100 U KINGDOM	11	31084	184	521774	
335 GERMANY W			4	14071	
344 ITALY			1	3471	
381 ALASKA			1	2784	
400 U STATES	15	35756	7597	19932202	
	26	66840	7787	20474302	
MOTOR OMNIBUSES NEW	NO				5645
100 U KINGDOM	1	10717	1	10717	
335 GERMANY W	2	2263	45	53833	
381 ALASKA			2	7612	
400 U STATES	30	139197	130	862588	
	33	152177	178	934750	
PARTS OF MOTOR BUS BODIES 4381					5646
100 U KINGDOM		1020		6505	
400 U STATES		148525		2833258	
		149545		2839763	
AXLES BRAKES CLUTCHES TRUCK					5648
100 U KINGDOM		973		18965	
306 BELGIUM				2209	
335 GERMANY W		155		354	
400 U STATES		599774		10512905	
		600902		10534433	
AUTOMOBILE PARTS N O P					5650
100 U KINGDOM		242438		2342941	
207 UN SO AFR				933	
234 AUSTRALIA				356	
306 BELGIUM				44	
309 BRAZIL				840	
317 CZECHO S		519		628	
327 FRANCE		497		9447	
335 GERMANY W		18207		89589	
344 ITALY				932	
354 NETHRLNDS		1296		12342	
375 SWEDEN		2914		5250	
381 ALASKA				2703	
400 U STATES		9183249		137533637	
		9449120		139999642	
BICYCLES N O P	NO				5651
100 U KINGDOM	3647	70937	70166	1420386	
305 AUSTRIA	4	68	4	68	
306 BELGIUM			13	261	
327 FRANCE			1654	31549	
335 GERMANY W	101	1187	2291	38315	
344 ITALY			594	12769	
354 NETHRLNDS	2	60	13	341	
359 NORWAY			3	66	
375 SWEDEN			10	219	
400 U STATES	488	6231	3382	42625	
	4242	78483	78130	1546599	
BICYCLE PARTS					5652
100 U KINGDOM		18694		355446	
306 BELGIUM				2234	
317 CZECHO S				496	
327 FRANCE				10841	
335 GERMANY W		1301		34913	
344 ITALY				388	
347 JAPAN				621	
354 NETHRLNDS				1261	

Articles and Countries from which Imported	MONTH OF OCTOBER 1954		TEN MONTHS ENDED OCTOBER 1954		Class Number
	Quantities	Values (\$)	Quantities	Values (\$)	
375 SWEDEN		207		3752	
400 U STATES		1478		15258	
CARS RAILWAY BOX AND FLAT		21680		425210	5653
100 U KINGDOM	NO		6	12362	
400 U STATES			10	7185	
CARS RAILWAY PASSENGER			16	19547	
400 U STATES	NO				5654
	13	2058100	163	21566014	
CARS RAILWAY TANK		13	163	21566014	
400 U STATES	NO				5655
			43	165467	
CARS RAILWAY N O P			43	165467	
100 U KINGDOM	NO				5656
400 U STATES	14	28624	34	70017	
	9	1188895	108	3410799	
CARS RAILWAY PARTS OF		23	142	3480816	
100 U KINGDOM		7288		15870	5657
375 SWEDEN				1486	
376 SWITZRLND				4112	
400 U STATES		44394		1846548	
MOTOR RAIL CARS AND PARTS		51682		1868016	
100 U KINGDOM	NO				5658
375 SWEDEN		945	85	2607680	
381 ALASKA			4	11142	
400 U STATES	1	515	1	1283	
	1	29006	13	1065121	
MOTOR CYCLES SIDE CARS AND PTS		2	103	3685226	
100 U KINGDOM	NO				5660
305 AUSTRIA		55	1512	598443	
306 BELGIUM			461	77239	
317 CZECHO S	1	522	12	1472	
318 DENMARK			81	22632	
327 FRANCE			1	100	
335 GERMANY W			3	2078	
344 ITALY	108	404	180	54374	
347 JAPAN		17624	395	69723	
354 NETHRLNDS			4	627	
375 SWEDEN		160	1	233	
400 U STATES	6	16120	2	592	
MOTOR VEHICLES N O P		170	475	350492	
100 U KINGDOM	NO				5661
203 B E AFR		37	161	1586479	
220 BERMUDA			1	491	
230 GIBRALTAR	1	1270	1	1270	
327 FRANCE			1	609	
335 GERMANY W	1	660	2	2462	
344 ITALY			10	24789	
354 NETHRLNDS			1	1730	
375 SWEDEN			1	825	
376 SWITZRLND	1	1088	1	1088	
381 ALASKA			1	800	
387 VENEZUELA			19	69673	
400 U STATES	95	145095	1	1006	
TRACTION ENGINES N O P AND PARTS		135	1106	1531086	
400 U STATES	NO				5663
		71	2	1775	
TRICYCLES N O P		71	2	1775	
100 U KINGDOM	NO				5664
335 GERMANY W		350	408	3783	
344 ITALY		150	1256	9055	
400 U STATES			9	53	
	4519	20347	31086	135491	
FRAMES FOR BICYCLES		5019	32759	148382	
100 U KINGDOM	NO				5670
TRUCKS BODIES FOR STREET CARS			1132	5689	
FACTORY WAREHOUSE TRUCKS MOTOR			1132	5689	
100 U KINGDOM	NO				5672
335 GERMANY W		23	110	331232	
375 SWEDEN			23	28606	
400 U STATES			7	3659	
	127	565115	1747	5979918	
ROLLER BEARINGS AND PARTS N O P		150	1887	6343415	
100 U KINGDOM					5680
305 AUSTRIA		33179		288637	
318 DENMARK				816	
335 GERMANY W				1496	
375 SWEDEN		10174		119393	
376 SWITZRLND		74484		291835	
400 U STATES				10468	
		333724		2866814	
ANCHORS FOR VESSELS		451561		3579459	
100 U KINGDOM	CWT				5681
400 U STATES	1020	10728	2799	29659	
	19	428	1472	45370	
BALL AND ROLR BRNGS FOR AUTOS		1039	4271	75029	
100 U KINGDOM					5682
335 GERMANY W		14385		193535	
				1589	

Articles and Countries from which Imported	MONTH OF OCTOBER 1954		TEN MONTHS ENDED OCTOBER 1954		Class Number
	Quantities	Values (\$)	Quantities	Values (\$)	
375 SWEDEN		563		8455	
400 U STATES		113079		2221824	
BALLS ROLLERS FOR BEARINGS		128027		2425403	
100 U KINGDOM				1036	5683
335 GERMANY W		4155		13232	
375 SWEDEN		10998		64954	
400 U STATES		15168		280579	
BURNISHING BALLS		30321		359801	
100 U KINGDOM		1000		4090	5684
400 U STATES		1787		11406	
BALL BEARINGS AND PARTS N O P		2787		15496	
100 U KINGDOM		23095		395559	5685
305 AUSTRIA		2354		26468	
335 GERMANY W		55716		249713	
344 ITALY		11492		13593	
375 SWEDEN		72446		327884	
376 SWITZRLND				1396	
381 ALASKA				188	
400 U STATES		294694		3023482	
BOTTLES STEEL FOR GAS		459797		4038283	
100 U KINGDOM		2366		38863	5686
217 CEYLON				623	
220 BERMUDA		1980		10970	
224 JAMAICA		64		592	
225 TRINIDAD				188	
227 BAHAMAS		420		3230	
334 ST PIERRE				70	
381 ALASKA				700	
400 U STATES		62916		862072	
BAYONETS SWORDS FOILS MASKS		67746		917308	
100 U KINGDOM		2594		16633	5687
306 BELGIUM		4752		4752	
327 FRANCE				425	
335 GERMANY W		418		418	
344 ITALY		53		53	
400 U STATES				3346	
MATERIALS FOR CREAM SEPARATORS		7817		25627	5688
DRUMS CYLINDERS BARRELS TANKS					5690
100 U KINGDOM		22989		151234	
327 FRANCE				2208	
335 GERMANY W				4002	
347 JAPAN				224	
381 ALASKA		1001		4334	
400 U STATES		150198		1697769	
FRAMES FOR PURSES RETICULES		174188		1859771	5691
100 U KINGDOM		3226		62339	
306 BELGIUM		2496		59204	
327 FRANCE				4326	
335 GERMANY W		3475		84177	
344 ITALY		93		4392	
372 SPAIN		274		2431	
400 U STATES		10798		152694	
FURNITURE OF METAL		20362		369563	5692
100 U KINGDOM		42512		256773	
318 DENMARK				335	
327 FRANCE		303		1419	
335 GERMANY W		793		8685	
344 ITALY		371		2143	
347 JAPAN				51	
354 NETHRLNDS		98		959	
372 SPAIN				87	
375 SWEDEN				2899	
376 SWITZRLND		194		1117	
381 ALASKA		1273		2183	
400 U STATES		526058		4912985	
MATERIALS FOR BUOYS		571602		5189636	5693
400 U STATES		3427		32915	
GOLF SHAFTS OF SEAMLESS STEEL		3427		32915	5694
100 U KINGDOM		14238		128072	
375 SWEDEN				728	
400 U STATES		2324		16831	
MATERIALS FOR RIFLES		16562		145631	5695
400 U STATES				101	
METAL PARTS FOR SHOTGUNS				101	5696
400 U STATES				28014	
GUN BARRELS ROUGH BORED				28014	5697
400 U STATES				165	
GUNS RIFLES AIR GUNS FIREARMS				165	5698
100 U KINGDOM		2766		392898	
305 AUSTRIA				1443	

Articles and Countries from which Imported	MONTH OF OCTOBER 1954		TEN MONTHS ENDED OCTOBER 1954		Class Number
	Quantities	Values (\$)	Quantities	Values (\$)	
306 BELGIUM				570	
317 CZECHOSLOVAKIA		230		1955	
326 FINLAND				158	
327 FRANCE				6810	
335 GERMANY W		1351		12282	
344 ITALY		757		5749	
372 SPAIN				4064	
375 SWEDEN				605	
376 SWITZERLAND		148		646	
390 GERMANY E				1099	
400 U STATES		38167		554862	
GUNS NOT MADE IN CANADA		43419		983141	5699
100 U KINGDOM		2632		270796	
305 AUSTRIA				3175	
306 BELGIUM		1908		203786	
317 CZECHOSLOVAKIA		1900		9700	
318 DENMARK				16744	
326 FINLAND				522	
327 FRANCE				1687	
335 GERMANY W		453		3694	
344 ITALY		1845		3155	
372 SPAIN				12481	
375 SWEDEN		6506		37889	
376 SWITZERLAND		712		29118	
390 GERMANY E				264	
400 U STATES		296431		3306765	
KNIFE FORK SCISSORS BLANKS		312387		3899776	5700
100 U KINGDOM				1714	
335 GERMANY W				126	
400 U STATES		14870		72577	
METAL PARTS LOOSELEAF BINDERS		14870		74417	5701
100 U KINGDOM		1464		35420	
400 U STATES		17935		256142	
MAGIC LANTERNS AND SLIDES		19399		291562	5702
100 U KINGDOM		2622		10759	
318 DENMARK				285	
327 FRANCE		349		7036	
335 GERMANY W		447		6154	
375 SWEDEN		414		741	
400 U STATES		100208		514255	
PRESSED STEEL BELT PULLEYS		104040		539230	5703
100 U KINGDOM		90		7709	
400 U STATES		7928		95597	
RAILWAY TIES FISH PLATES IRON		8018		103306	5704
100 U KINGDOM	CWT	4011	21749	52440	302890
306 BELGIUM		31	179	471	2823
335 GERMANY W				173	1009
381 ALASKA		7	65	97	504
400 U STATES		4830	14479	38422	262006
RAILWAY INTERSECTION LAYOUTS		6879	36472	91603	569232
400 U STATES		4039		92140	5705
SAFES AND DOORS FOR VAULTS		4039		92140	5706
100 U KINGDOM		9694		196497	
335 GERMANY W				1928	
359 NORWAY		1152		4898	
372 SPAIN		771		771	
400 U STATES		86639		679012	
SCALES BALANCES WEIGHING BEAMS		98256		883106	5707
100 U KINGDOM		4865		71936	
306 BELGIUM		17032		25235	
335 GERMANY W		5775		34132	
344 ITALY				2291	
354 NETHERLANDS				7375	
359 NORWAY		1833		1833	
375 SWEDEN				4184	
376 SWITZERLAND				16291	
400 U STATES		175282		2056114	
STEEL WOOL		204787		2219391	5708
335 GERMANY W				3722	
376 SWITZERLAND				144	
400 U STATES		12028		115182	
LATH OF IRON OR STEEL		12028		119048	5709
100 U KINGDOM	CWT			5185	50797
335 GERMANY W				1196	15682
400 U STATES		1106	14572	9479	121145
VALVES IRON OR STEEL N D P		1106	14572	15860	187624
100 U KINGDOM					260515
318 DENMARK		25162			5537
335 GERMANY W			141		14130
354 NETHERLANDS		1418			102832
360 ISRAEL					4014
375 SWEDEN		5453			9338

Articles and Countries from which Imported	MONTH OF OCTOBER 1954		TEN MONTHS ENDED OCTOBER 1954		Class Number
	Quantities	Values (\$)	Quantities	Values (\$)	
381 ALASKA		11655		60935	
400 U STATES		666435		6167359	
		710264		6624660	
MANUFACTURES OF IRON STEEL NOP		345085		4954262	5714
100 U KINGDOM				10731	
231 HONG KONG				4206	
234 AUSTRALIA		434		3891	
305 AUSTRIA		55		58804	
306 BELGIUM		6680		1349	
317 CZECHO S				7889	
318 DENMARK		110		99	
326 FINLAND				39857	
327 FRANCE		919		582453	
335 GERMANY W		39970		4491	
344 ITALY		68		39822	
347 JAPAN		2566		1214	
352 MEXICO				482079	
354 NETHRLMDS		7495		5669	
359 NORWAY		519		243	
372 SPAIN				170486	
375 SWEDEN		72183		57679	
376 SWITZRLND		1730		10634	
381 ALASKA		1631		47747369	
400 U STATES		4392477		54183227	
		4871922			
COOKING STOVES COAL OR WOOD	NO				5715
100 U KINGDOM			38	5563	
400 U STATES	135	5021	679	26707	
	135	5021	717	32270	
COOKING STOVES ELEC OVER 250DL	NO				5716
100 U KINGDOM	1	282	66	11371	
400 U STATES	1971	239713	14089	1741999	
	1972	239995	14155	1753370	
COOKING STOVES GAS OVER 10 DOL	NO				5717
100 U KINGDOM			3	518	
400 U STATES	1947	138786	20422	1626988	
	1947	138786	20425	1627506	
COOKING STOVES OIL OVER 10 DOL	NO				5718
100 U KINGDOM			7	399	
354 NETHRLMDS			5	500	
400 U STATES	223	11797	1646	68279	
	223	11797	1658	69178	
FURNACES DOMESTIC HOT WATER					5719
100 U KINGDOM				5394	
400 U STATES		83255		479558	
		83255		484952	
FURNACES DOMESTIC WARM AIR	NO				5720
400 U STATES	5606	700889	21961	3102891	
	5606	700889	21961	3102891	
OIL BURNERS	NO				5721
400 U STATES	2433	173432	17429	1760887	
	2433	173432	17429	1760887	
RADIATORS CAST IRON	SQ FT				5722
375 SWEDEN			9720	2499	
400 U STATES	11040	7623	39352	22501	
	11040	7623	49072	25000	
ELECTRIC COOKING APPARATUS NOP					5723
100 U KINGDOM		37938		159341	
224 JAMAICA				374	
335 GERMANY W		910		3156	
344 ITALY				550	
376 SWITZRLND		1117		10287	
400 U STATES		285230		2053952	
		325195		2227660	
HEATING COOKING APPARATUS NOP					5724
100 U KINGDOM		2849		38086	
335 GERMANY W				4620	
347 JAPAN				111	
375 SWEDEN				5060	
381 ALASKA				900	
400 U STATES		232377		1883323	
		235226		1932100	
PARTS HEATING AND COOKING APP					5725
100 U KINGDOM		2698		21366	
335 GERMANY W				1102	
375 SWEDEN				862	
400 U STATES		907464		8062165	
		910162		8085495	
OVENS COMMERCIAL BAKERY					5726
100 U KINGDOM		474		49967	
335 GERMANY W				17797	
400 U STATES		7312		439390	
		7786		507154	
GAS STOVE THERMOSTATS LIGHTERS					5727
100 U KINGDOM		1064		1175	
400 U STATES		11065		90977	
		12129		92152	
HEATERS OIL 20 DOLLARS OR OVER	NO				5728
100 U KINGDOM			12	387	
381 ALASKA			1	125	
400 U STATES	5110	204897	32005	1302115	
	5110	204897	32018	1302627	

IMPORTS INTO CANADA FOR CONSUMPTION

Articles and Countries from which Imported	MONTH OF OCTOBER 1954		TEN MONTHS ENDED OCTOBER 1954		Class Number
	Quantities	Values (\$)	Quantities	Values (\$)	
METAL STAMPINGS FOR BATHTUBS 400 U STATES	CWT 4480	69151	42972	690309	5729
INDUSTRIAL FURNACES AND PARTS 100 U KINGDOM 335 GERMANY W 359 NORWAY 400 U STATES		19033 139 140079 159251		82107 50058 1451141 1583869	5730
RANGE OIL BURNERS 400 U STATES	ND 461	13181	2217	71132	5731
WATER HEATERS OF ALL TYPES 100 U KINGDOM 234 AUSTRALIA 335 GERMANY W 354 NETHRLNDS 400 U STATES	NO 467	6026	960 1 6513 48	33607 155 25766 1970	5732
WATER HEATER PARTS 100 U KINGDOM 335 GERMANY W 400 U STATES		121 19905 20026	30830 38352	1499385 1560883	5733
				1434 1460 282544 285438	

Articles and Countries from which Imported	MONTH OF OCTOBER 1954		TEN MONTHS ENDED OCTOBER 1954		Class Number
	Quantities	Values (\$)	Quantities	Values (\$)	
GROUP 6					
NONFERROUS METALS AND PRODUCTS					
ALUMINA N O P	CWT				6 001
100 U KINGDOM	512	1428	736	4386	
400 U STATES	21945	79221	35039	168873	
	22457	80649	35775	173259	
BAUXITE ALUMINA FOR REFINING	CWT				6 002
221 B GUIANA	6431488	1486136	34013260	8579994	
224 JAMAICA	217459	582480	899346	2466577	
327 FRANCE	58221	12812	58221	12812	
328 FR AFRICA	663540	195637	6290094	1854567	
347 JAPAN	11293	27853	11293	27853	
356 SURINAM	311895	117412	3795633	2120799	
400 U STATES	180629	142448	960002	1000216	
	7874525	2564778	46027849	16062818	
CRYOLITE OR KRYOLITE	CWT				6 003
318 DENMARK			88180	803620	
400 U STATES			606	7669	
			88786	811299	
ALUMINUM PIGS INGOTS BLOCKS	CWT				6 004
100 U KINGDOM			168	3464	
400 U STATES	165	3893	1783	40048	
	165	3893	1951	43512	
ALUMINUM SCRAP	CWT				6 005
400 U STATES	94	913	799	7264	
	94	913	799	7264	
ALUMINUM ANGLES CHANNELS BEAMS	CWT				6 006
100 U KINGDOM	284	12839	2572	100779	
400 U STATES	427	30206	4586	320004	
	711	43045	7158	420783	
ALUMINUM BAR ROD AND WIRE RODS	CWT				6 007
100 U KINGDOM	2	77	654	26685	
335 GERMANY W			2	229	
400 U STATES	944	37830	6851	277870	
	946	37907	7507	304784	
ALUMINUM LEAF OR FOIL					6 009
100 U KINGDOM		6322		48355	
335 GERMANY W		287		5065	
376 SWITZRLND				994	
400 U STATES		18468		203650	
		25077		258064	
ALUMINUM PIPES AND TUBES	CWT				6 010
100 U KINGDOM	614	31519	10085	439331	
335 GERMANY W			1	72	
381 ALASKA			7	450	
400 U STATES	97	6204	989	71507	
	711	37723	11082	511360	
ALUMINUM PLATES SHEETS STRIPS	CWT				6 011
100 U KINGDOM	2317	75935	23116	792752	
376 SWITZRLND			351	13241	
400 U STATES	2152	110273	22569	1029938	
	4469	186208	46036	1835931	
ALUMINUM POWDER	LB				6 012
100 U KINGDOM	3120	1039	161027	51582	
400 U STATES	4772	2341	225064	60715	
	7892	3380	386091	112297	
ALUMINUM WIRE AND CABLE	CWT				6 013
100 U KINGDOM	9	466	28811	721247	
400 U STATES	257	13905	1399	74411	
	266	14371	30210	795658	
ALUMINUM HOUSEHOLD HOLLOW WARE					6 014
100 U KINGDOM		6973		74817	
306 BELGIUM				132	
335 GERMANY W		175		6200	
344 ITALY		5206		47998	
347 JAPAN				1072	
372 SPAIN		6055		7864	
376 SWITZRLND				1073	
400 U STATES		88746		986531	
		107155		1125687	
ALUMINUM MANUFACTURES N O P					6 015
100 U KINGDOM		103125		848933	
234 AUSTRALIA				1005	
306 BELGIUM		345		1733	
318 DENMARK				9798	
327 FRANCE		136		11610	
335 GERMANY W		3801		22937	
344 ITALY		2943		7039	
347 JAPAN		893		12540	
354 NETHRLNDS		630		2780	
375 SWEDEN		667		5432	
376 SWITZRLNO		199		7229	
381 ALASKA				141	
400 U STATES		714961		7133182	
		827700		8064359	
BRASS IN BLOCKS INGOTS OR PIGS	CWT				6 021
400 U STATES	34	1660	240	10852	
	34	1660	240	10852	
BRASS SCRAP	CWT				6 022
100 U KINGDOM			12	167	
352 MEXICO			90	1672	
400 U STATES	84	983	3092	57510	
	84	983	3194	59349	
BRASS IN BARS AND RODS	CWT				6 023
100 U KINGDOM			2954	87947	

Articles and Countries from which Imported	MONTH OF OCTOBER 1954		TEN MONTHS ENDED OCTOBER 1954		Class Number
	Quantities	Values (\$)	Quantities	Values (\$)	
335 GERMANY W			2	54	
400 U STATES	362	16559	1958	89480	
BRASS IN STRIPS SHEETS PLATES	362	16559	4914	177481	6024
100 U KINGDOM	CWT 1703	50965	7099	214952	
335 GERMANY W			4	148	
400 U STATES	88	5291	1807	94540	
BRASS TUBING	1791	56256	8910	309640	6025
100 U KINGDOM	CWT 22	1462	125	7255	
335 GERMANY W			95	8076	
400 U STATES	566	38699	5385	319956	
METAL CAPS FOR ELEC BATTERIES	588	40161	5605	335287	6026
400 U STATES		3084		31480	
BRASS CUPS FOR PAPER CARTRIDGE		3084		31480	6027
BRASS OR BRONZE COIN LOCKS					6029
400 U STATES		61		662	
BRASS HAND PUMPS N O P		61		662	6030
400 U STATES		7394		16089	
BRASS VALVES		7394		16089	6031
100 U KINGDOM		14569		93959	
318 DENMARK		2723		34568	
335 GERMANY W		121		11520	
344 ITALY		1135		10968	
354 NETHRLNDS		113		6742	
360 ISRAEL				10085	
375 SWEDEN		5163		61527	
376 SWITZRLND		770		2465	
381 ALASKA				932	
400 U STATES		233236		2587814	
BRASS METERS AND PARTS		257830		2820580	6032
100 U KINGDOM		2518		39650	
400 U STATES		13176		165578	
BRASS WIRE N O P		15694		205228	6033
100 U KINGDOM	LB 2240	862	20235	9464	
375 SWEDEN			873	1211	
400 U STATES	1600	1195	15118	12821	
BRASS WIRE CLOTH OR WOVEN WIRE	3840	2057	36226	23496	6034
100 U KINGDOM		351		11268	
335 GERMANY W				5117	
354 NETHRLNDS				354	
375 SWEDEN				4056	
400 U STATES		651		37295	
BRASS MANUFACTURES N O P		1002		58090	6035
100 U KINGDOM		52134		730306	
215 INDIA		2815		26538	
231 HONG KONG		7178		50063	
305 AUSTRIA		356		2877	
306 BELGIUM				5190	
317 CZECHO S				377	
318 DENMARK		1186		5423	
327 FRANCE		324		5262	
335 GERMANY W		8002		59494	
344 ITALY		4462		34902	
347 JAPAN		6774		69369	
348 KOREA				374	
354 NETHRLNDS		50		17152	
375 SWEDEN		4403		12715	
376 SWITZRLND		488		2366	
400 U STATES		1287579		9853564	
BRASS WIRE FOR FOURDRINIER		1375751		10875972	6036
400 U STATES				32880	
COPPER IN BLOCKS PIGS INGOTS				32880	6042
205 RHOD NYAS	CWT		33526	899895	
400 U STATES			541	17536	
COPPER SCRAP			34067	917431	6043
400 U STATES	CWT		9946	253702	
COPPER BARS FOR ELECTRIC WIRES			9946	253702	6044
400 U STATES	CWT 4160	112878	18872	497797	
COPPER IN BARS OR RODS N O P		112878	18872	497797	6046
381 ALASKA	CWT		2	76	
400 U STATES	9	700	426	26043	
COPPER IN STRIPS SHEETS PLATES		700	428	26119	6047
100 U KINGDOM	CWT 872	33131	8845	325175	
400 U STATES	192	12995	1662	103798	
COPPER TUBING	1064	46126	10507	428973	6048
100 U KINGDOM	CWT 811	35154	5501	247774	
335 GERMANY W			1	120	
344 ITALY			33	1456	

Articles and Countries from which Imported	MONTH OF OCTOBER 1954		TEN MONTHS ENDED OCTOBER 1954		Class Number
	Quantities	Values (\$)	Quantities	Values (\$)	
375 SWEDEN 400 U STATES			1 5836	63 390229	
COPPER ROLLERS FOR WALL PAPER	783	50544	11372	639642	6049
100 U KINGDOM 400 U STATES	1594	85698			
COPPER WIRE N O P					
100 U KINGDOM 400 U STATES	LB		30894 127890	10868 75039	6050
COPPER WIRE CLOTH WOVEN WIRE	8851	4805	158784	85907	6051
100 U KINGDOM 335 GERMANY W 400 U STATES	8851	4805			
COPPER MANUFACTURES OF N O P					
100 U KINGDOM 318 DENMARK 322 EGYPT 327 FRANCE 335 GERMANY W 344 ITALY 347 JAPAN 354 NETHRLNDS 375 SWEDEN 376 SWITZRLND 400 U STATES		665 71 7035 168 69895 77834		13607 105 209 199 4242 4389 152 44452 2019 892 594091 664357	6052
LEAD IN PIGS AND BLDCKS					
100 U KINGDOM 400 U STATES	LB		247428 11105	28950 3519	6061
LEAD OLD AND SCRAP	1001	371	258533	32469	6062
400 U STATES	LB		10500 10500	2633 2633	
LEAD IN BARS AND SHEETS					
100 U KINGDOM 335 GERMANY W 381 ALASKA 400 U STATES	LB		37276 12014 610 7466 57366	5637 1562 141 1569 8909	6063
LEAD PIPE	640	155			
400 U STATES	LB		1160 1160	239 239	6064
LEAD CAPSULES FOR BOTTLES					
100 U KINGDOM 327 FRANCE 335 GERMANY W 354 NETHRLNDS 400 U STATES		11726 2388 14114		50286 1676 16850 14875 2625 86312	6065
LEAD SHOT AND BULLETS					
100 U KINGDOM 400 U STATES	LB	196 51	2095 2175 4270	856 536 1392	6066
TEA LEAD	196	51			6067
LEAD MANUFACTURES N O P					
100 U KINGDOM 318 DENMARK 335 GERMANY W 347 JAPAN 381 ALASKA 400 U STATES		2211 11575 13786		19079 518 422 2813 60 150657 173549	6068
RODS 90 PC NICKEL FOR WIRE					
400 U STATES	LB	4528 4655	48015 48015	49903 49903	6070
NICKEL NICKEL SILVER IN INGOTS					
400 U STATES	LB	42545 14622 42545	417155 417155	130028 130028	6071
NICKEL BARS RODS STRIPS SHEETS					
100 U KINGDOM 359 NORWAY 375 SWEDEN 400 U STATES	LB	20072 11709 279869 249786 299941 261495	624 60321 1168 1962197 2024310	1745 35366 2889 1877420 1917420	6072
NICKEL SILVER BARS RODS STRIPS					
400 U STATES	LB	150 123	5950 5950	5513 5513	6073
NICKEL CHROMIUM IN BARS RODS					
400 U STATES	LB	4963 7481 4963	23479 23479	34944 34944	6074
NICKEL MANUFACTURES NOT PLATED					
100 U KINGDOM 344 ITALY 400 U STATES		687 7581 8268		9825 194 106526 116545	6075
NICKEL AND PLATED HOLLOW WARE					
100 U KINGDOM 400 U STATES				55 2066 2121	6076
NICKEL PLATED WARE N O P					
100 U KINGDOM 215 INDIA 231 HONG KONG		19231 1219		244000 4023 500	6077

Articles and Countries from which Imported	MONTH OF OCTOBER 1954		TEN MONTHS ENDED OCTOBER 1954		Class Number
	Quantities	Values (\$)	Quantities	Values (\$)	
234 AUSTRALIA		138		818	
305 AUSTRIA		14383		59302	
306 BELGIUM				6047	
317 CZECHOS				291	
327 FRANCE		321		5318	
335 GERMANY W		20645		147801	
344 ITALY		6211		19820	
347 JAPAN		8316		26856	
354 NETHRLNDS		2347		13055	
372 SPAIN				87	
375 SWEDEN		262		3123	
376 SWITZRLND		385		1729	
400 U STATES		114185		1242948	
		187643		1775718	
ELECTRO PLATED WARE GILT WARE					6082
100 U KINGDOM		72253		715306	
215 INDIA		58		3888	
231 HONG KONG		4246		29327	
234 AUSTRALIA				1482	
305 AUSTRIA		2917		23164	
306 BELGIUM				1292	
317 CZECHOS				1922	
327 FRANCE		138		10904	
335 GERMANY W		31302		228559	
344 ITALY		14236		54878	
347 JAPAN		56607		315555	
354 NETHRLNDS		530		4708	
375 SWEDEN		233		7397	
376 SWITZRLND		3052		7158	
400 U STATES		994492		9373581	
		1180064		10779121	
GOLD SILVER SWEEPS GOLD FRINGE					6084
100 U KINGDOM				8344	
327 FRANCE		277		4258	
335 GERMANY W		275		408	
400 U STATES		78		22231	
		630		35241	
GOLD SILVER DUTCH METAL LEAF					6085
100 U KINGDOM		4608		57014	
335 GERMANY W				3035	
400 U STATES		4618		62220	
		9226		122269	
GOLD MANUFACTURES N O P					6086
100 U KINGDOM		289		2860	
335 GERMANY W		1618		1966	
347 JAPAN				261	
376 SWITZRLND		709		2637	
400 U STATES		14206		86985	
		16822		94709	
PLATINUM PALLADIUM IRIIDIUM					6087
100 U KINGDOM		1214420		15098886	
224 JAMAICA				745	
359 NORWAY				63992	
400 U STATES		3076		175682	
		1217496		15339305	
PLATINUM CRUCIBLES					6088
400 U STATES		165291		929993	
		165291		929993	
PLAT RETORT FOR SULPHURIC ACIO					6089
BLACK OXIDE COPPER FOR COLOURS	LB				6090
100 U KINGDOM			9261	3275	
400 U STATES			400	331	
			9661	3606	
SILVER UNMANUFACTURED	OZ				6091
100 U KINGDOM			622	527	
400 U STATES			50391	42290	
			51013	42817	
COIN FOREIGN EXCEPT GOLD					6092
TOILET ARTICLES OF STERLING					6093
100 U KINGDOM		3983		18282	
335 GERMANY W		71		134	
400 U STATES		1034		5520	
		5088		23936	
SILVER MANUFACTURES N O P					6094
100 U KINGDOM		42990		338387	
215 INDIA				81	
231 HONG KONG				179	
306 BELGIUM				57	
318 DENMARK		798		16641	
327 FRANCE		676		2530	
335 GERMANY W		996		12327	
344 ITALY		1040		2414	
347 JAPAN				2112	
352 MEXICO				1345	
354 NETHRLNDS		449		1707	
359 NORWAY				1190	
371 THAILAND				60	
375 SWEDEN		942		5976	
376 SWITZRLND		957		1673	
384 P RICO		5893		11816	
400 U STATES		11803		98255	
		66544		496750	
TIN BLOCKS PIGS OR BARS	CWT				6101
100 U KINGDOM		786	70308	7282	640456
218 MALAYA		2352	209710	14888	1252184

Articles and Countries from which Imported			MONTH OF OCTOBER 1954		TEN MONTHS ENDED OCTOBER 1954		Class Number
			Quantities	Values (\$)	Quantities	Values (\$)	
306	BELGIUM	2240	201150	20129	1745972		
354	NETHRLNDS	3920	352476	15673	1389476		
400	U STATES	20	2175	11938	1008429		
TINFOIL			9318	835819	69910	6036517	
			LB				
400	U STATES	3249	4063	22069	22343	6102	
COLLAPSIBLE TUBES OF METAL			3249	4063	22069	22343	
100	U KINGDOM				745	6103	
400	U STATES		3492		91385		
ZINC SPELTER				3492		92130	6111
			CWT				
ZINC BLOCKS PIGS BARS PLATES							6112
100	U KINGDOM			110	2158		
306	BELGIUM			1103	10753		
400	U STATES	20	186	671	17231		
ZINC STRIP AND SHEETS			20	186	1884	30142	
			CWT				6113
100	U KINGDOM	85	1743	1716	27138		
306	BELGIUM	338	5557	3525	50030		
335	GERMANY W	247	4771	1737	28098		
400	U STATES	954	25414	12901	306285		
ZINC DUST			1624	37485	19879	411551	6115
			CWT				
100	U KINGDOM	141	1582	1183	13697		
306	BELGIUM			32	491		
400	U STATES	641	8544	3630	51499		
ZINC MANUFACTURES N O P			782	10126	4845	65687	6116
100	U KINGDOM		1297		20676		
306	BELGIUM				3130		
327	FRANCE				373		
335	GERMANY W		2329		10176		
400	U STATES		137485		1360215		
ZINC SLUGS FOR DRY BATTERIES				141111		1394570	6117
400	U STATES		32411		340524		
BABBITT METAL IN BLOCKS BARS				32411		340524	6121
			CWT				
100	U KINGDOM	10	359	20	698		
400	U STATES	13	850	197	16686		
BRITANNIA METAL PIGS BLOCKS			23	1209	217	17384	6122
			CWT				
BRITANNIA METAL MANUFACTURES							6123
100	U KINGDOM				1592		
318	DENMARK				533		
400	U STATES		517		17705		
CHROMIUM TUNGSTEN FOR ALLOYS				517		19830	6124
			LB				
100	U KINGDOM	44174	24053	261386	144450		
335	GERMANY W			6150	14547		
400	U STATES	2407	3159	20488	68644		
ALLOY SLUGS CAST WITH DIAMONDS			46581	27212	288024	227641	6125
400	U STATES		1849		18059		
PHOSPHOR TIN PHOSPHOR BRONZE				1849		18059	6126
			LB				
100	U KINGDOM	18105	9760	362580	196094		
335	GERMANY W			109339	69481		
375	SWEDEN			694	1060		
400	U STATES	29099	25030	278497	254074		
ALLOYS OF COPPER			47204	34790	751110	520709	6129
100	U KINGDOM		1211		19732		
400	U STATES		10094		169033		
ALLOYS OF MAGNESIUM				11305		188765	6130
100	U KINGDOM				3656		
400	U STATES		2703		79648		
CLOCKS				2703		83304	6131
			NO				
100	U KINGDOM	1070	2344	53897	83064		
305	AUSTRIA			859	1678		
306	BELGIUM			318	784		
317	CZECHO S			4	85		
318	DENMARK			36	2468		
327	FRANCE			972	3743		
335	GERMANY W	46957	113065	250509	601739		
344	ITALY			13	176		
347	JAPAN			344	699		
354	NETHRLNDS			28	431		
375	SWEDEN	8	97	39	577		
376	SWITZRLND	2439	11697	13128	57540		
400	U STATES	7831	40379	105520	561433		
CLOCK MOVEMENTS AND CASES			58305	167582	425667	1314417	6132
100	U KINGDOM		3123		20972		
327	FRANCE				583		
335	GERMANY W		779		5684		
376	SWITZRLNO				192		
400	U STATES		9088		73152		
PARTS OF CLOCK MOVEMENTS				12990		100583	6133
100	U KINGDOM		206		15848		

Articles and Countries from which Imported	MONTH OF OCTOBER 1954		TEN MONTHS ENDED OCTOBER 1954		Class Number
	Quantities	Values (\$)	Quantities	Values (\$)	
318 DENMARK				391	
327 FRANCE				600	
335 GERMANY W		1024		5092	
376 SWITZRLND		102		255	
400 U STATES		50961		320156	
TIME RECORDERS		52293		342342	6134
100 U KINGDOM		405		13518	
225 TRINIDAD				7614	
335 GERMANY W		1290		7422	
376 SWITZRLND				2525	
400 U STATES		15381		196901	
WATCHES		17076		227980	6135
100 U KINGDOM		4112		7650	
305 AUSTRIA				4936	
306 BELGIUM				192	
318 DENMARK				125	
327 FRANCE		6711		65033	
335 GERMANY W		2807		23088	
344 ITALY				125	
347 JAPAN				223	
354 NETHRLNDS				126	
376 SWITZRLND		180198		1287925	
400 U STATES		4261		42988	
WATCH CASES AND PARTS		198089		1432411	6136
100 U KINGDOM		3298		4962	
231 HONG KONG				433	
327 FRANCE		5055		43179	
335 GERMANY W		10338		95723	
347 JAPAN				792	
376 SWITZRLND		20741		175485	
400 U STATES		76211		757393	
WATCH ACTIONS AND MOVEMENTS		115643		1077967	6137
100 U KINGDOM				269	
327 FRANCE		5671		16003	
335 GERMANY W		16250		108557	
353 MOROCCO				2222	
376 SWITZRLND		365763		3090205	
400 U STATES		38019		343084	
PARTS OF WATCH MOVEMENTS		425703		3560340	6138
100 U KINGDOM		1966		5120	
327 FRANCE		877		3411	
335 GERMANY W		2987		25894	
376 SWITZRLND		48230		317459	
400 U STATES		23708		181453	
BATTERIES FLASHLIGHT AND PARTS		77768		533337	6139
231 HONG KONG		129		129	
335 GERMANY W				253	
400 U STATES		9239		112087	
BATTERIES HEARING AID AND PTS		9368		112469	6140
400 U STATES		45345		420720	
BATTERIES ELECTRIC PRIMARY NOP		45345		420720	6141
100 U KINGDOM		431		15903	
335 GERMANY W		92		741	
400 U STATES		19329		240324	
BATTERIES STORAGE N O P PARTS		19852		256968	6142
100 U KINGDOM		22988		233404	
327 FRANCE		296		1773	
335 GERMANY W		54		2451	
381 ALASKA				232	
384 P RICO		2862		5970	
400 U STATES		98592		1362842	
APPARATUS ELECTRIC HEATING NOP		124792		1613672	6143
100 U KINGDOM		738		18296	
234 AUSTRALIA				5552	
335 GERMANY W		372		5957	
354 NETHRLNDS				514	
375 SWEDEN		47		202	
384 P RICO				1556	
400 U STATES		124857		903409	
DYNAMOS GENERATORS AND PTS NOP		126014		935486	6144
100 U KINGDOM		50249		668887	
234 AUSTRALIA				959	
317 CZECHO S				375	
327 FRANCE				2528	
335 GERMANY W		5668		31517	
347 JAPAN				1084	
354 NETHRLNDS				1060	
359 NORWAY				788	
375 SWEDEN		42189		42767	
376 SWITZRLNO				103052	
381 ALASKA				61164	
400 U STATES		850422		6433795	
FUSES FUSE PLUGS CUTOUTS PARTS		948528		7347976	6145
100 U KINGDOM		12909		79069	

Articles and Countries from which Imported	MONTH OF OCTOBER 1954		TEN MONTHS ENDED OCTOBER 1954		Class Number
	Quantities	Values (\$)	Quantities	Values (\$)	
400 U STATES		64436		671378	
FLUORESCENT TUBES ARC LAMPS		77345		750447	
100 U KINGDOM	NO		7483	3885	6146
335 GERMANY W			48	350	
400 U STATES	20921	20966	609796	541026	
LAMPS ELECTRIC CARBON FILAMENT	20921	20966	617327	545261	
400 U STATES	NO				6147
LAMPS ELECTRIC METAL FILAMENT			432	194	
100 U KINGDOM	NO		432	194	6148
231 HONG KONG	4986	844	313137	48770	
305 AUSTRIA			160000	2090	
306 BELGIUM			1024	454	
335 GERMANY W	4400	841	27800	3788	
347 JAPAN	655500	10765	10648	2301	
354 NETHRLNOS	37373	6234	3632500	62713	
400 U STATES	763512	124425	566192	40331	
LIGHTS HEAD SIDE TAIL TORCHES	1465771	143109	9232069	1283729	
100 U KINGDOM			13943370	1444176	6149
231 HONG KONG		2141		32553	
234 AUSTRALIA		13176		160592	
306 BELGIUM				1151	
317 CZECHO S				99	
327 FRANCE		538		694	
335 GERMANY W		1646		1494	
344 ITALY				21774	
347 JAPAN		145		896	
354 NETHRLNDS				5647	
376 SWITZRLNO				9841	
400 U STATES		49935		254	
ELECTRIC LIGHT FIXTURES N O P		67581		697594	
100 U KINGDOM				932599	6150
231 HONG KONG		12749		58488	
305 AUSTRIA		192		1620	
306 BELGIUM		870		5015	
317 CZECHO S		1935		2173	
318 DENMARK		2810		14774	
326 FINLAND		1285		4823	
327 FRANCE		703		1278	
335 GERMANY W		6615		10515	
344 ITALY		3820		47165	
347 JAPAN		5615		42094	
354 NETHRLNOS				43151	
359 NORWAY		149		2469	
372 SPAIN		409		16804	
375 SWEOEN		671		8760	
390 GERMANY E		118		10914	
400 U STATES		451933		832	
LIGHTNING ARRESTERS REACTORS		489874		4180824	
100 U KINGDOM				4451699	6151
354 NETHRLNDS		3300		79299	
375 SWEOEN		954		7600	
376 SWITZRLNO				21878	
400 U STATES		4564		17704	
MAGNETOS FOR GAS ENGINES		8818		122161	
100 U KINGDOM				248642	6152
400 U STATES		273		2626	
METERS ELECTRIC AND PARTS NOP		15529		41377	
100 U KINGDOM		15802		44003	6153
305 AUSTRIA		32440		245393	
318 DENMARK		71		435	
326 FINLAND				1787	
327 FRANCE				825	
335 GERMANY W		420		194	
347 JAPAN		1553		1702	
354 NETHRLNDS				1553	
375 SWEOEN				114	
376 SWITZRLND		3183		91	
400 U STATES		142099		34152	
MOTORS ELECTRIC UNDER 10 OOL		179766		1348602	
100 U KINGDOM	NO			1634848	6154
306 BELGIUM	100	885	1273	8321	
318 DENMARK			2688	4952	
335 GERMANY W	230	2214	96	91	
354 NETHRLNOS	704	2337	480	4425	
400 U STATES	3144	15451	2349	8270	
MOTORS ELECTRIC NOP AND PARTS	4178	20887	43669	163434	
100 U KINGDOM			50555	189493	6155
306 BELGIUM		133421		1583562	
317 CZECHO S		3201		35238	
318 DENMARK		147		147	
335 GERMANY W		18865		643	
344 ITALY				75471	
347 JAPAN				1264	
354 NETHRLNDS		67		59	
359 NORWAY		126		11715	
375 SWEDEN		146		298	
				52192	

IMPORTS INTO CANADA FOR CONSUMPTION

Articles and Countries from which Imported	MONTH OF OCTOBER 1954		TEN MONTHS ENDED OCTOBER 1954		Class Number
	Quantities	Values (\$)	Quantities	Values (\$)	
376 SWITZRLND				64247	
381 ALASKA		1006		1006	
400 U STATES		961006		7806283	
RHEOSTATS CONTROLLERS STARTERS		1117985		9632125	6156
100 U KINGDOM		29178		418891	
231 HONG KONG				2388	
318 DENMARK				210	
335 GERMANY W		198		11887	
375 SWEDEN				5760	
376 SWITZRLND		8634		56842	
400 U STATES		687990		6607552	
SAO IRONS ELECTRIC AND PARTS		726000		7103530	6157
100 U KINGDOM		1314		44254	
335 GERMANY W				355	
400 U STATES		80300		428483	
SELFCONTAINED LIGHTING OUTFITS		81614		473092	6158
400 U STATES		2601		48809	
SOCKETS OUTLETS RECEPTACLES		2601		48809	6159
100 U KINGDOM		777		6844	
318 DENMARK				481	
375 SWEDEN				5760	
400 U STATES		183027		1398215	
SPARK PLUGS MAGNETOS IGNITION		183804		1411300	6160
100 U KINGDOM				1629	
400 U STATES		8274		71402	
SWITCHES SWITCHBOARDS AND PTS		8274		73031	6161
100 U KINGDOM		197417		949322	
327 FRANCE		582		2498	
335 GERMANY W		180		3833	
354 NETHRLNDS				110	
375 SWEDEN		6739		66478	
376 SWITZRLND		30279		664533	
400 U STATES		798277		7230836	
SWITCHGEAR FOR MINES		1033474		8917610	6162
100 U KINGDOM		1567		35980	
400 U STATES		2926		40251	
TELEGRAPH APPARATUS AND PARTS		4493		76231	6163
100 U KINGDOM		15942		575229	
376 SWITZRLND				1218	
400 U STATES		132801		2006435	
TELEPHONE APPARATUS AND PARTS		148743		2582882	6164
100 U KINGDOM		229772		1587139	
318 DENMARK		4427		11332	
335 GERMANY W		970		3211	
354 NETHRLNDS				2015	
375 SWEDEN		5409		38173	
376 SWITZRLND		1741		56918	
400 U STATES		669741		7079482	
TRANSFORMERS AND PARTS N O P		912060		8778270	6165
100 U KINGDOM		92261		1199926	
327 FRANCE				6756	
335 GERMANY W		110		2906	
347 JAPAN				296	
354 NETHRLNDS		1048		14811	
375 SWEDEN		96989		145336	
376 SWITZRLND		5106		161453	
400 U STATES		366922		3336558	
RADIO TUBES		562436		4868042	6166
100 U KINGDOM	NO	578	26432	25606	184144
335 GERMANY W		12	303	12	303
354 NETHRLNDS		45990	15981	244328	97412
400 U STATES		1288519	1162155	4303023	6033959
RADIO APPARATUS N O P		1335099	1204871	4572969	6315818
100 U KINGDOM		629795		3591131	6167
234 AUSTRALIA				152	
305 AUSTRIA		532		2279	
318 DENMARK		630		1145	
327 FRANCE				5192	
335 GERMANY W				2187	
338 HAITI				200	
344 ITALY				88	
354 NETHRLNDS		34023		294857	
359 NORWAY		166		4231	
376 SWITZRLND				42353	
381 ALASKA				5370	
400 U STATES		7499092		40509226	
ELECTRIC DRY SHAVING MACHINES		8164238		44458411	6168
100 U KINGDOM				151	
305 AUSTRIA		1190		2414	
327 FRANCE				118	
335 GERMANY W		8207		10854	
347 JAPAN				659	
354 NETHRLNDS		61066		275783	

Articles and Countries from which Imported	MONTH OF OCTOBER 1954		TEN MONTHS ENDED OCTOBER 1954		Class Number
	Quantities	Values (\$)	Quantities	Values (\$)	
375 SWEDEN				1359	
376 SWITZRLND		5364		20867	
400 U STATES		266364		2304966	
		342191		2617171	
FLECT STEAM GENERATORS AND PTS	N0				
100 U KINGDOM		477733	2	941789	6169
376 SWITZRLND		442	2	302219	
400 U STATES		4157	5	591803	
		482332	9	1835811	
ELECTRIC APPARATUS N O P					
100 U KINGDDM		104983		1206201	6170
231 HONG KONG				954	
234 AUSTRALIA				920	
305 AUSTRIA		62		746	
306 BELGIUM				404	
317 CZECHO S				1203	
318 DENMARK		240		8180	
327 FRANCE		2012		8903	
335 GERMANY W		2649		31832	
344 ITALY				1217	
347 JAPAN		169		2501	
354 NETHRLNDS		1965		26895	
359 NORWAY				1684	
375 SWEDEN		191287		206753	
376 SWITZRLND		4702		40798	
381 ALASKA				6839	
400 U STATES		1723800		18123211	
		2031869		19669241	
ELECTRIC PRECISION INSTRUMENTS					
100 U KINGDOM		14967		274094	6171
225 TRINIDAD				18155	
305 AUSTRIA		203		6679	
318 DENMARK		269		25424	
327 FRANCE		1676		56533	
335 GERMANY W		94		12270	
354 NETHRLNDS				12868	
359 NORWAY				1489	
376 SWITZRLND		4511		29483	
400 U STATES		405349		4241500	
		427069		4678495	
ELECTRIC OR GAS WELDING APP					
100 U KINGDDM		3411		66698	6172
318 DENMARK				3232	
327 FRANCE				174	
335 GERMANY W		71		5513	
381 ALASKA		552		10576	
400 U STATES		300304		3530503	
		304338		3616696	
RADIO RECEIVING SETS	N0				
100 U KINGDOM	2	1053	510	35078	6173
234 AUSTRALIA			1	149	
335 GERMANY W	55	2868	514	15619	
347 JAPAN			1	100	
354 NETHRLNDS	1	83	23	1494	
375 SWEDEN			1	143	
381 ALASKA			1	50	
400 U STATES	1359	97420	9965	735308	
	1417	101424	11016	787941	
TELEVISION RECEIVING SETS	N0				
100 U KINGDOM			7	4362	6174
354 NETHRLNDS			2	197	
381 ALASKA	1	469	2	541	
400 U STATES	3302	340380	13652	1523601	
	3303	340849	13663	1528701	
RADIO SET PARTS TARIFF 4450					
100 U KINGDOM		50072		339249	6175
335 GERMANY W		448		10679	
354 NETHRLNDS		33711		159166	
375 SWEDEN				68	
376 SWITZRLND				136	
400 U STATES		1366764		7326018	
		1450995		7835316	
RADIO TUBE PARTS TARIFF 445P					
100 U KINGDOM		5213		6752	6176
354 NETHRLNDS		664		4789	
400 U STATES		492295		3793033	
		498172		3804574	
SOUND EQUIPMENT					
100 U KINGDOM		27593		100270	6177
224 JAMAICA				201	
234 AUSTRALIA				1164	
306 BELGIUM				3481	
327 FRANCE				3219	
335 GERMANY W		755		2508	
354 NETHRLNDS		11443		17345	
359 NORWAY				117	
400 U STATES		197536		2069934	
		237327		2198239	
LIGHTING FIXTURES GAS COAL OIL					
100 U KINGDOM		198		13906	6181
231 HONG KONG		120		1058	
317 CZECHO S				281	
327 FRANCE				1411	
335 GERMANY W				6517	
347 JAPAN				561	
354 NETHRLNDS		86		328	
372 SPAIN				3136	

Articles and Countries from which Imported	MONTH OF OCTOBER 1954		TEN MONTHS ENDED OCTOBER 1954		Class Number
	Quantities	Values (\$)	Quantities	Values (\$)	
400 U STATES		15420		167753	
GAS MANTLES GAS BURNERS		15824		194951	
100 U KINGDOM		197		2471	6182
400 U STATES		1942		37004	
GAS METERS AND PARTS		2139		39475	
100 U KINGDOM		6280		34968	6183
400 U STATES		42743		438882	
		49023		473850	
PLATES CYLINDERS ENGRAVERS		958		18460	6191
100 U KINGDOM				623	
335 GERMANY W		76592		696457	
400 U STATES		77550		715540	
PLATES PRINTING 2 COLOURS		1491		5554	6192
100 U KINGDOM		20096		209274	
400 U STATES		21587		214828	
PLATES FOR PRINTING MUSIC		17242		87067	6193
400 U STATES		17242		87067	
STEREOTYPES ELECTROTYPES NOP	SQ IN				6194
335 GERMANY W	1960	162	1960	162	
400 U STATES	53806	3440	129113	22027	
	55766	3602	131073	22189	
MATRICES FOR STEREOTYPES 475A	SQ IN				6195
400 U STATES	116412	305	2268631	6625	
	116412	305	2268631	6625	
STEREOTYPES FOR BOOKS	SQ IN				6196
100 U KINGDOM			611092	2619	
400 U STATES	105358	10358	1742813	151047	
	105358	10358	2353905	153666	
STEREOTYPES FOR ADVERTISEMENTS	SQ IN				6197
100 U KINGDOM	2361	61	16024	498	
354 NETHRLNDS			471	104	
400 U STATES	364589	13250	3330072	133482	
	366950	13311	3346567	134084	
TYPE METAL IN BLOCKS PLATES	LB				6198
100 U KINGDOM			13440	2414	
			13440	2414	
TYPE PRINTING CHASES QUOINS					6199
100 U KINGDOM		1217		20950	
231 HONG KONG		238		4972	
234 AUSTRALIA				677	
318 DENMARK				1130	
327 FRANCE				179	
335 GERMANY W		281		2510	
354 NETHRLNDS				4610	
400 U STATES		9079		127559	
		10815		162587	
PRINTG PLATES FOR PUBLICATIONS					6200
100 U KINGDOM		285		2995	
327 FRANCE				115	
354 NETHRLNDS				1587	
400 U STATES		34477		418267	
		34762		422964	
MOULDING MATERIAL ELECTROTYPE					6201
400 U STATES		1778		18225	
		1778		18225	
TUNGSTEN HEARING ORES	CWT				6208
400 U STATES			72	6164	
			72	6164	
CHROME ORE	CWT				6210
205 RHOD NYAS			22386	23976	
207 UN SO AFR			149302	107590	
364 PHIL	67200	43075	179200	117325	
400 U STATES	9922	11240	26550	54314	
	77122	54315	377438	303205	
ANTIMONY OR REGULUS OF	LB				6211
100 U KINGDOM	40000	10972	813393	204239	
306 BELGIUM	69133	15460	365773	81686	
317 CZECHO S			57640	10263	
335 GERMANY W			22928	4626	
352 MEXICO			100000	25050	
354 NETHRLNDS			77640	19826	
400 U STATES			64013	13391	
	109133	26432	1501387	359081	
BISMUTH METALLIC NATURAL	LB				6212
CINNABAR	LB				6214
COBALT ORE	CWT				6215
400 U STATES			102	1000	
			102	1000	
MANGANESE DRE	CWT				6216
100 U KINGDOM	252	1363	1061	9023	
210 G COAST			112000	248625	
215 INDIA			35870	70976	
307 BEL CONGO			44800	96839	
316 CUBA			138880	255931	
327 FRANCE			80	108	
400 U STATES	5228	23193	636327	1537259	
	5480	24556	969018	2218761	
ORES OF METALS N O P	CWT				6217
100 U KINGDOM			110	455	

Articles and Countries from which Imported	MONTH OF OCTOBER 1954		TEN MONTHS ENDED OCTOBER 1954		Class Number
	Quantities	Values (\$)	Quantities	Values (\$)	
234 AUSTRALIA			1209	2892	
308 BOLIVIA			31845	237077	
363 PERU			170073	1181237	
371 THAILAND			37160	103175	
400 U STATES	2842	4927	16665	82130	
	2842	4927	257062	1606966	
MERCURY OR QUICKSILVER	L8				6218
100 U KINGDOM			416	1314	
344 ITALY			43124	93409	
352 MEXICO	760	3159	31728	93609	
400 U STATES	16620	61882	145385	347199	
	17380	65041	220653	535531	
ANODES NICKEL ZINC COPPER ETC					6219
375 SWEDEN				1624	
400 U STATES				15114	
				16738	
ARTICLES FOR AGRIC IMPLEMENTS					6220
100 U KINGDOM				2540	
400 U STATES		24182		518049	
		24182		520589	
ARTICLES FOR STORAGE BATTERIES					6221
400 U STATES		16950		161353	
		16950		161353	
BELLS FOR CHURCHES					6222
100 U KINGDOM				4068	
327 FRANCE		13240		55212	
354 NETHRLNDS		8467		16973	
376 SWITZRLND				435	
400 U STATES		13408		85317	
		35115		162005	
BELLS AND GONGS M O P					6223
100 U KINGDOM		819		6050	
215 INDIA		226		3703	
306 BELGIUM				1941	
318 DENMARK				74	
335 GERMANY W		1804		10655	
344 ITALY				52	
347 JAPAN				693	
375 SWEDEN		1451		3342	
400 U STATES		13901		96966	
		18201		123476	
SLIDE OR ZIPPER FASTENERS					6225
100 U KINGDOM				3486	
305 AUSTRIA				4650	
335 GERMANY W				254	
400 U STATES		10905		68742	
		10905		77132	
BUCKLES CLASPS EYELETS HOOKS					6226
100 U KINGDOM		8015		73807	
317 CZECHO S		235		701	
327 FRANCE		272		1925	
335 GERMANY W		629		9805	
344 ITALY				2374	
347 JAPAN				78	
376 SWITZRLND				770	
400 U STATES		91841		848232	
		100992		937692	
CAGES ANIMAL OF WIRE AND PARTS					6227
100 U KINGDOM		2946		21447	
317 CZECHO S				126	
335 GERMANY W		182		1522	
400 U STATES		2893		18960	
		6021		42055	
CHRONOMETERS COMPASSES SHIPS					6228
100 U KINGDOM		13782		261433	
220 BERMUDA				350	
234 AUSTRALIA				1216	
335 GERMANY W		192		391	
375 SWEDEN				223	
400 U STATES		11971		361484	
		25945		625097	
METAL ARTICLES FOR JEWELLERY					6229
100 U KINGDOM				2303	
231 HONG KONG		1460		2243	
327 FRANCE				389	
335 GERMANY W		379		9224	
400 U STATES		36818		316123	
		38657		330282	
ARTICLES FOR USE IN FISHERIES					6230
100 U KINGDOM		2222		45231	
327 FRANCE				536	
347 JAPAN				400	
354 NETHRLNDS				735	
359 NORWAY		122		327	
366 PORTUGAL				4552	
372 SPAIN				1329	
400 U STATES		3357		75804	
		5701		128914	
ARTICLES N O P FOR MFR SHIPS					6232
100 U KINGDOM		43701		1257417	
318 DENMARK		169		470	
335 GERMANY W		2482		23821	
344 ITALY				485	
354 NETHRLNDS				508	

Articles and Countries from which Imported	MONTH OF OCTOBER 1954		TEN MONTHS ENDED OCTOBER 1954		Class Number
	Quantities	Values (\$)	Quantities	Values (\$)	
359 NORWAY				6105	
375 SWEDEN				1740	
376 SWITZRLND				11559	
381 ALASKA		136		136	
400 U STATES		207619		3935996	
ELEMENTS FOR LAMP FILAMENTS		254107		5238237	6233
305 AUSTRIA		1320		12377	
354 NETHRLNDS		3862		3862	
400 U STATES		58548		698412	
METAL PTS FOR COVERED BUTTONS		63730		714651	6234
100 U KINGDOM				515	
344 ITALY		327		327	
400 U STATES		7823		70774	
NAILS TACKS BRASS OR COPPER		8150		71616	6235
100 U KINGDOM				506	
400 U STATES		61		12239	
PATTERNS OF METAL NOT MOUELS		61		12745	6236
100 U KINGDOM				494	
400 U STATES		5259		627481	
UMBRELLA PARTS EXCEPT FABRIC		5259		627975	6237
100 U KINGDOM				2047	
305 AUSTRIA				192	
306 BELGIUM				400	
327 FRANCE				119	
335 GERMANY W		2927		33166	
344 ITALY		225		1931	
347 JAPAN				214	
360 ISRAEL				325	
400 U STATES		43233		326900	
RIVETS BURRS BRASS OR COPPER		46385		365294	6238
100 U KINGDOM				2466	
400 U STATES		588		104933	
SCREWS OF METAL N O P		8624		107399	6240
100 U KINGDOM				4010	
306 BELGIUM				1152	
335 GERMANY W		6866		13632	
354 NETHRLNDS				1022	
375 SWEDEN				769	
400 U STATES		5384		93547	
SHOE AND CORSET EYELETS HOOKS		12250		114132	6241
335 GERMANY W				1058	
344 ITALY		439		9491	
400 U STATES		19109		170404	
TIPS STUDS FOR CORSET CLASPS		19548		180953	6242
100 U KINGDOM				562	
400 U STATES				2473	
TRACTION ENGINE MATERIALS				3035	6243
WIRE FOR SHOE NAILING MACHINES	LB				6245
100 U KINGDOM			2240	240	
335 GERMANY W			12826	1872	
400 U STATES			11855	3028	
WIRE NON FERROUS COVERED			26921	5140	6247
100 U KINGDOM		65899		529611	
335 GERMANY W		2465		38940	
354 NETHRLNDS		270		776	
381 ALASKA				1710	
400 U STATES		190082		1682867	
WIRE TINSEL FOR BRAIOS CORDS		258716		2253904	6248
335 GERMANY W		1835		4785	
400 U STATES		4000		8660	
WIRE STRANDED NON FERROUS		5835		13445	6249
100 U KINGDOM		646		45174	
335 GERMANY W		636		40668	
354 NETHRLNDS				1434	
375 SWEDEN				902	
381 ALASKA				109	
400 U STATES		19448		130051	
WIRE NON FERROUS N O P		20730		218338	6250
100 U KINGDOM		3494		37436	
327 FRANCE		177		823	
335 GERMANY W		655		2161	
354 NETHRLNDS				2679	
375 SWEDEN		1532		3056	
400 U STATES		26642		232545	
NON FERROUS METALS AND PRODUCT		32500		278700	6251
100 U KINGDOM		5340		39087	
306 BELGIUM				505733	
327 FRANCE				140	
335 GERMANY W				2219	
344 ITALY				340	

Articles and Countries from which Imported	MONTH OF OCTOBER 1954		TEN MONTHS ENDED OCTOBER 1954		Class Number
	Quantities	Values (\$)	Quantities	Values (\$)	
347 JAPAN		725		2682	
352 MEXICO				6551	
354 NETHRLNDS		319		769	
359 NORWAY				350	
375 SWEDEN		3502		124681	
400 U STATES		73503		1601175	
		83389		2283727	
PARTS FOR MFR OF SHUTTLES					
335 GERMANY W				1384	6252
400 U STATES		6033		58680	
		6033		60064	
HINGES FOR JEWELLERY BOXES					
400 U STATES		3041		21247	6253
		3041		21247	
MATERIALS FOR MFR MINING MACH					
400 U STATES		3266		31283	6254
		3266		31283	
MAGNESIUM SCRAP	LB				6255
METAL POWDER FRICTION MATERIAL					
400 U STATES				723	6256
				723	
RESIDUES NON FERROUS	CWT				
100 U KINGDOM	712	1447	8247	58045	6257
400 U STATES	3534	64290	48052	678572	
	4246	65737	56299	736617	

Articles and Countries from which Imported	MONTH OF OCTOBER 1954		TEN MONTHS ENDED OCTOBER 1954		Class Number
	Quantities	Values (\$)	Quantities	Values (\$)	
GROUP 7					
NON METALLIC MINERALS					
ASBESTOS PACKING	L8				7001
100 U KINGDOM	2047	1308	60265	33540	
400 U STATES	17735	13558	140791	156352	
	19782	14866	201056	189492	
ASBESTOS BRAKE LINING FOR AUTO					7002
100 U KINGDOM		5853		25659	
335 GERMANY W		1229		1229	
400 U STATES		24847		188748	
		31929		215636	
ASBESTOS MANUFACTURES N O P					7003
100 U KINGDOM		86760		323511	
306 BELGIUM		9391		45281	
344 ITALY				1664	
381 ALASKA		988		6344	
400 U STATES		186924		1925070	
		284063		2301870	
ASBESTOS CLUTCH FACINGS AUTO					7004
100 U KINGDOM		1271		5478	
335 GERMANY W				419	
400 U STATES		12695		211191	
		13966		217088	
BRAKE LININGS AND FACINGS NOP					7005
100 U KINGDOM		3855		35616	
400 U STATES		6009		61562	
		9864		97178	
CHINA CLAY GROUND	CWT				7011
100 U KINGDOM	62920	47021	565552	458410	
400 U STATES	94935	77879	989663	812231	
	157855	124900	1555215	1270641	
FIRE CLAY GROUND	CWT				7012
100 U KINGDOM	200	97	22209	9417	
400 U STATES	109550	31957	990768	305906	
	109750	32054	1012977	315323	
PIPE CLAY GROUND	CWT				7013
400 U STATES	40199	2959	111999	14836	
	40199	2959	111999	14836	
CLAYS N O P GROUND					7014
100 U KINGDOM				911	
400 U STATES		28900		367586	
		28900		368497	
ZIRCONIUM SILICATE					7015
234 AUSTRALIA		4839		7485	
400 U STATES		8010		90550	
		12849		98035	
ZIRCONIUM OXIDE					7016
400 U STATES		127		9398	
		127		9398	
SAGGARS FOR CERAMIC PRODUCTS					7017
400 U STATES		4958		29729	
		4958		29729	
ACTIVATED CLAY TO REFINE OILS					7018
400 U STATES		72469		677940	
		72469		677940	
GROG FOR REFRACTORY MATERIALS	TON				7019
400 U STATES	709	17786	6022	149149	
	709	17786	6022	149149	
BRICK BUILDING	TON				7021
400 U STATES	10567	200893	83436	1580241	
	10567	200893	83436	1580241	
BRICK FIRE CHROME					7022
400 U STATES		14439		386944	
		14439		386944	
BRICK FIRE MAGNESITE					7023
100 U KINGDOM				399	
400 U STATES		30678		327823	
		30678		328222	
BRICK FIRE 90 PER CENT SILICA					7024
335 GERMANY W				3449	
400 U STATES		74006		657515	
		74006		660964	
BRICK FIRE 100 DOL THOUSAND					7025
400 U STATES		65447		669972	
		65447		669972	
BRICK FIRE FURNACE OR KILN					7026
100 U KINGDOM		9941		45562	
335 GERMANY W				904	
375 SWEDEN				62	
400 U STATES		292015		2211780	
		301956		2258308	
BRICK FIRE N O P					7027
100 U KINGDOM		22890		177790	
318 DENMARK				12901	
335 GERMANY W				6279	
400 U STATES		179397		1791799	
		202287		1988769	
BRICK PAVING	TON				7028
400 U STATES	379	5900	1550	24504	
	379	5900	1550	24504	
BUILDING BLOCKS BUILDING TILE					7029
100 U KINGDOM		2449		6436	
375 SWEDEN				10956	
400 U STATES		62451		669322	
		64900		686714	

IMPORTS INTO CANADA FOR CONSUMPTION

Articles and Countries from which Imported	MONTH OF OCTOBER 1954		TEN MONTHS ENDED OCTOBER 1954		Class Number
	Quantities	Values (\$)	Quantities	Values (\$)	
DRAIN PIPES SEWER PIPES N O P 100 U KINGDOM 381 ALASKA 400 U STATES		3888 163 49067		47683 163 400322	7030
		53118		448168	
DRAIN TILES NOT GLAZED 400 U STATES		54		226	7031
		54		226	
TILES FOR MOSAIC FLOORING 100 U KINGDOM 317 CZECHO S 327 FRANCE 335 GERMANY W 344 ITALY 347 JAPAN 354 NETHRLNDS 400 U STATES		3778 2552 2851 2272 11581		43550 359 2152 2866 4039 81762 5074 108598	7032
		23034		248400	
EARTHENWARE TILES FOR ROOFING 306 BELGIUM 400 U STATES		7801 4946		17075 9090	7033
		12747		26165	
TILES EARTHENWARE N O P 100 U KINGDOM 306 BELGIUM 317 CZECHO S 335 GERMANY W 344 ITALY 347 JAPAN 352 MEXICO 354 NETHRLNDS 372 SPAIN 390 GERMANY E 400 U STATES		47143 4970 236 11204 6912 2179 10238 15356		542262 21675 16792 93381 38963 31360 194 646 64187 1019 196488	7034
		98238		1006967	
CHINA AND PORCELAIN WARE N O P 100 U KINGDOM 231 HONG KONG 318 DENMARK 327 FRANCE 335 GERMANY W 340 HUNGARY 344 ITALY 347 JAPAN 390 GERMANY E 400 U STATES		1070 105 1927 7288		15947 104 117 318 2807 115 344 12653 92 50102	7043
		10390		82599	
DEMIJOHNS CHURNS CROCKS N O P 100 U KINGDOM 400 U STATES				179 21015	7045
		1238		21194	
TABLEWARE OF CHINA PORCELAIN 100 U KINGDOM 223 BARBADOS 227 BAHAMAS 231 HONG KONG 305 AUSTRIA 306 BELGIUM 317 CZECHO S 318 DENMARK 326 FINLAND 327 FRANCE 335 GERMANY W 336 GREECE 340 HUNGARY 344 ITALY 347 JAPAN 354 NETHRLNDS 359 NORWAY 366 PORTUGAL 372 SPAIN 375 SWEDEN 376 SWITZRLND 384 P RICO 390 GERMANY E 400 U STATES		857447 2711 521 1564 130 844 12975 156 6296 38622 1202 798 903 634 150 482 368 86381		9225381 635 4080 14156 452 14573 729 26813 512 106211 148002 1485 1032 61905 381762 7345 1655 6968 588 3670 3135 482 6098 793528	7046
		1012184		10811197	
STONEWARE EARTHENWARE N O P 100 U KINGDOM 231 HONG KONG 234 AUSTRALIA 305 AUSTRIA 306 BELGIUM 317 CZECHO S 318 DENMARK 327 FRANCE 335 GERMANY W 336 GREECE 340 HUNGARY 344 ITALY 347 JAPAN 352 MEXICO 354 NETHRLNDS 359 NORWAY 366 PORTUGAL 372 SPAIN 375 SWEDEN		29610 904 671 143 5108 4534 5560 37505 113 1732 350 331 446		300158 7355 66 4114 3837 439 6159 41300 38858 1141 327 55644 261860 1206 15581 863 1454 4063 4846	7047

Articles and Countries from which Imported	MONTH OF OCTOBER 1954		TEN MONTHS ENDED OCTOBER 1954		Class Number
	Quantities	Values (\$)	Quantities	Values (\$)	
376 SWITZRLND		497		2257	
390 GERMANY E		290		3577	
400 U STATES		71014		703922	
		158808		1459027	
CHEMICAL STONWARE ACID RESIST					7048
100 U KINGDOM				3966	
400 U STATES		16885		100324	
		16885		104290	
PORCELAIN RUBBER GLOVE FORMS					7049
400 U STATES				16718	
				16718	
ARTIFICIAL TEETH NOT MOUNTED					7051
100 U KINGDOM		91		4118	
327 FRANCE				304	
335 GERMANY W		2121		14293	
344 ITALY				1332	
354 NETHRLNDS				444	
360 ISRAEL				370	
376 SWITZRLND		157		3818	
400 U STATES		76474		928680	
		78843		953359	
BATHS BATHTUBS BASINS ETC NOP					7052
100 U KINGDOM		64583		615815	
335 GERMANY W		17150		51903	
347 JAPAN				5177	
354 NETHRLNDS				65	
381 ALASKA				178	
400 U STATES		198243		1816681	
		279976		2489819	
CRUCIBLES N O P AND COVERS					7053
100 U KINGDOM		612		19054	
327 FRANCE				408	
400 U STATES		9595		56761	
		10207		76223	
INSULATORS ELECTRIC PORCELAIN					7055
100 U KINGDOM		2065		105515	
317 CZECHD S		1499		5874	
335 GERMANY W		109		3038	
376 SWITZRLND		2343		6757	
400 U STATES		38644		324796	
		44660		445980	
MANUFACTURES OF CLAY N O P					7056
100 U KINGDOM		530		23246	
215 INDIA		1400		3029	
335 GERMANY W				407	
400 U STATES		56006		484405	
		57936		511087	
BRIQUETTES OF COAL OR COKE	TON				7060
400 U STATES	13730	163854	99773	1247232	
	13730	163854	99773	1247232	
ANTHRACITE SCREENINGS OR DUST	TON				7061
207 UN SO AFR			588	4531	
400 U STATES			1209	7937	
			1797	12468	
ANTHRACITE DOMESTIC SIZES	TON				7062
100 U KINGDOM	13842	199740	108988	1605842	
400 U STATES	239339	2946997	1562646	20161741	
	253181	3146737	1671634	21767583	
ANTHRACITE SMALLER SIZES N O P	TON				7063
100 U KINGDOM	24534	290577	112083	1362999	
207 UN SO AFR			202	1553	
400 U STATES	50961	379634	359155	2840228	
	75495	670211	471440	4204780	
COAL BITUMINOUS AND COAL N O P	TON				7064
100 U KINGDOM			54	336	
400 U STATES	1421134	6371748	12824369	58238052	
	1421134	6371748	12824423	58238388	
COAL LIGNITE	TON				7065
400 U STATES	347	1617	1732	9198	
	347	1617	1732	9198	
COAL EXWAREHOUSED SHIPS STORES	TON				7066
400 U STATES	34696	156386	199286	912116	
	34696	156386	199286	912116	
BENZOL	GAL				7070
400 U STATES	1125	458	1736096	754784	
	1125	458	1736096	754784	
COAL TAR CRUDE IN BULK	GAL				7071
100 U KINGDOM	2800	568	172964	32724	
400 U STATES	58939	11301	559340	108130	
	61739	11869	732304	140854	
COAL PITCH	CWT				7072
100 U KINGDOM	32998	51135	166005	248289	
400 U STATES	117143	176210	671615	1031481	
	150141	227345	837620	1279770	
CARBOLIC OR HEAVY OIL	GAL				7073
100 U KINGDOM	3043	1342	2320960	476207	
234 AUSTRALIA			3810	924	
347 JAPAN			312712	59088	
400 U STATES	76920	19002	2158056	356760	
	79963	20344	4795538	892979	
COKE PETROLEUM	TON				7074
335 GERMANY W			11	625	
400 U STATES	22835	302497	224591	3667277	
	22835	302497	224602	3667902	
COKE GROUND FOR BATTERIES	TON				7075

Articles and Countries from which Imported	MONTH OF OCTOBER 1954		TEN MONTHS ENDED OCTOBER 1954		Class Number	
	Quantities	Values (\$)	Quantities	Values (\$)		
COKE N O P	100 U KINGDOM		133	3427	7077	
	400 U STATES		203213	3303508		
		14169	237577	203346	3306935	
DECANTERS AND TUMBLERS	100 U KINGDOM			1374	7079	
	305 AUSTRIA			238		
	306 BELGIUM	97		2655		
	317 CZECHO S	248		2117		
	327 FRANCE	5801		5801		
	335 GERMANY W			787		
	347 JAPAN			233		
	375 SWEDEN	194		194		
	400 U STATES	25081		234196		
			31421			247595
LAMP CHIMNEYS	335 GERMANY W			61	7080	
	400 U STATES			50433		
		2598		50494		
GLASS PLATES FOR OPTICAL MFR	100 U KINGDOM		135	425	7081	
	335 GERMANY W		1167	3587		
	400 U STATES		17282	320265		
			18584	324277		
GLASS CARBOYS BOTTLES JARS	100 U KINGDOM	48916		648159	7082	
	231 HONG KONG			382		
	305 AUSTRIA	947		3483		
	306 BELGIUM			5024		
	317 CZECHO S	1596		4738		
	318 DENMARK			252		
	327 FRANCE	2005		18400		
	335 GERMANY W	1741		15696		
	340 HUNGARY			612		
	344 ITALY	238		2432		
	347 JAPAN	1997		10275		
	372 SPAIN	1109		3032		
	375 SWEDEN	537		2512		
	376 SWITZRLNO	100		272		
	400 U STATES	390329		3729600		
			449515			4444869
	GLASS TABLEWARE CUT GLASS NOP	100 U KINGDOM	38333			271358
234 AUSTRALIA				56		
305 AUSTRIA		2354		36943		
306 BELGIUM		16981		143589		
317 CZECHO S		19208		96051		
318 DENMARK		424		2082		
326 FINLAND				809		
327 FRANCE		3327		15780		
335 GERMANY W		20278		118593		
340 HUNGARY		1302		7695		
344 ITALY		4245		35518		
347 JAPAN		8418		41463		
352 MEXICO				1802		
354 NETHRLNOS		684		12425		
365 POLANO				963		
366 PORTUGAL				8080		
372 SPAIN		75		1180		
375 SWEOEN		15648		51287		
376 SWITZRLND				334		
389 IRELAND				356		
390 GERMANY E	691		2788			
400 U STATES	179487		1110543			
		311455		1959695		
LAMP BULBS AND TUBING FOR	100 U KINGDOM		1845	3687	7084	
	335 GERMANY W		101	1545		
	400 U STATES		151575	1532857		
			153521	1538089		
GLASS SHADES OR GLOBES	100 U KINGDOM			2006	7085	
	306 BELGIUM			175		
	317 CZECHO S	384		480		
	335 GERMANY W	472		1418		
	344 ITALY			63		
		2143		46900		
		2999		51042		
LENSES GLASS N O P	100 U KINGDOM			1575	7086	
	305 AUSTRIA			2420		
	327 FRANCE			2029		
	335 GERMANY W	1449		16810		
	347 JAPAN	2014		4391		
	400 U STATES	25144		222841		
		28607		250066		
FRESNEL TYPE LENSES GLOBES	100 U KINGDOM			302	7087	
	400 U STATES		7121	130523		
			7121	130825		
MOULDED SHAPES FOR ELECT FIXT	100 U KINGDOM		358	2517	7088	
	317 CZECHO S		3928	11317		
	327 FRANCE			133		
	335 GERMANY W	367		4612		
	390 GERMANY E			1014		
	400 U STATES	126914		1066178		
			131567			1085771

Articles and Countries from which Imported	MONTH OF OCTOBER 1954		TEN MONTHS ENDED OCTOBER 1954		Class Number
	Quantities	Values (\$)	Quantities	Values (\$)	
HEAT RESISTING GLASSWARE					7089
100 U KINGDOM		2043		48415	
317 CZECHO S				1548	
335 GERMANY W				5599	
347 JAPAN				112	
376 SWITZRLND				7288	
400 U STATES		189229		1841439	
		191272		1904401	
SHEET GLASS TRANSPRT TO 34 OZ	SQ FT				7091
100 U KINGDOM	748452	61314	7489401	598548	
306 BELGIUM	1399474	113678	10467844	878033	
317 CZECHO S	1154442	37896	7909238	266195	
327 FRANCE	494428	35582	3149823	192494	
335 GERMANY W	563210	30198	5778212	314935	
347 JAPAN	84138	4668	1051472	45212	
354 NETHRLNDS	85470	4738	85470	4738	
365 POLAND			169800	9044	
375 SWEDEN			200150	10005	
400 U STATES	12805	1064	911504	115904	
	4542419	289138	37212914	2435108	
GLASS FOR PHOTO DRY PLATES					7092
PLATE GLASS NOT OVER 7 SQ FT	SQ FT				7093
100 U KINGDOM	19967	10257	110070	52044	
306 BELGIUM	6478	2135	84867	33884	
327 FRANCE			20519	7493	
335 GERMANY W	864	1056	11511	5373	
400 U STATES	16902	9544	392906	194865	
	44211	22992	619873	293659	
PLATE GLASS 7 TO 25 SQ FT	SQ FT				7094
100 U KINGDOM	208298	80506	1860884	778201	
306 BELGIUM	8841	4804	288286	135745	
317 CZECHO S			1503	430	
327 FRANCE			57159	28578	
335 GERMANY W	3338	1483	32689	17901	
400 U STATES	103540	50500	1758987	859953	
	324017	137293	3999508	1820808	
PLATE GLASS N O P	SQ FT				7095
100 U KINGDOM	178057	81702	1831601	891483	
306 BELGIUM	102192	59721	771442	416242	
327 FRANCE	8688	4320	101010	49139	
335 GERMANY W	15338	8284	104735	52078	
354 NETHRLNDS	133	58	9427	5930	
400 U STATES	486253	214516	5962954	2615030	
	790661	368601	8781169	4029902	
GERMAN MIRROR PLATE UNSILVERED					7096
LAMINATED GLASS SHEETS DR MFRS	SQ FT				7097
100 U KINGDOM	22042	10843	158710	83166	
306 BELGIUM	921	517	8125	4416	
317 CZECHO S	3470	1625	8665	4125	
335 GERMANY W	12137	7512	50974	27691	
400 U STATES	1775	3132	23257	31371	
	40345	23629	249731	150769	
SHEET GLASS TRANSPNT OVR 34 OZ	SQ FT				7098
100 U KINGDOM	20511	5542	257221	63551	
306 BELGIUM	144260	42547	920518	263496	
317 CZECHO S	4583	1023	18254	3783	
327 FRANCE	1000	308	19978	5649	
335 GERMANY W	134928	26013	493527	104461	
400 U STATES	155084	47677	1257522	400191	
	460366	123110	2967020	841131	
GLASS SHEETS WIRED	SQ FT				7099
100 U KINGDOM	52360	22022	700891	236465	
306 BELGIUM	6330	1059	170379	29186	
327 FRANCE			2799	1123	
335 GERMANY W	646	646	53719	9948	
365 POLAND			840	152	
400 U STATES	16981	5762	83707	34178	
	76317	29489	1012335	311052	
ORNAMENTAL COLOURED GLASS	SQ FT				7111
100 U KINGDOM	21499	5977	229527	67800	
306 BELGIUM	3128	473	20492	4620	
327 FRANCE			1379	933	
335 GERMANY W			488	154	
347 JAPAN			28085	4527	
400 U STATES	10178	7686	129253	96585	
	34805	14136	409224	174619	
PAINTED OBSCURED WHITE GLASS	SQ FT				7112
100 U KINGDOM	183191	24560	1348104	191025	
306 BELGIUM	83806	12854	471116	66068	
317 CZECHO S			59602	2798	
327 FRANCE	10287	2009	11055	2452	
335 GERMANY W	1524	971	16478	5656	
365 POLAND			2940	200	
400 U STATES	98171	29225	925202	287718	
	376979	69619	2834497	555917	
STAINED OR ORNAMENTAL WINDOWS					7113
100 U KINGDOM		5758		28574	
327 FRANCE		5963		32342	
335 GERMANY W				6421	
344 ITALY		2458		5431	
354 NETHRLNDS		394		394	
400 U STATES		1800		6227	
		16373		79389	
MIRRORS OF GLASS FRAMED OR NOT					7114
100 U KINGDOM		5932		34184	

Articles and Countries from which Imported	MONTH OF OCTOBER 1954		TEN MONTHS ENDED OCTOBER 1954		Class Number
	Quantities	Values (\$)	Quantities	Values (\$)	
306 BELGIUM		31552		212951	
317 CZECHO S		353		3285	
327 FRANCE				392	
335 GERMANY W		3002		38833	
344 ITALY		125		1224	
347 JAPAN		1599		13261	
354 NETHRLNOS				51	
400 U STATES		43552		362577	
		86115		666758	
GLASS BALLS FOR FIBRES OR YARN					7120
400 U STATES		10374		120139	
		10374		120139	
GLASS TO BE CUT OR MOUNTED					7121
100 U KINGDOM		545		1783	
306 BELGIUM		16148		135032	
317 CZECHO S		1220		9863	
318 DENMARK				72	
327 FRANCE				2000	
335 GERMANY W		6858		56469	
340 HUNGARY		1727		3895	
354 NETHRLNOS		1166		2401	
365 POLAND				545	
375 SWEDEN				4233	
400 U STATES		53114		399128	
		80778		615421	
GLASS BLANKS FOR REFLECTORS					7122
400 U STATES		9319		153673	
		9319		153673	
BEADS FOR MFR IMITATION PEARLS					7123
347 JAPAN				119	
400 U STATES		11821		34222	
		11821		35041	
ARTIFICIAL EYES CONTACT LENSES					7124
100 U KINGDOM				680	
335 GERMANY W				150	
354 NETHRLNOS				262	
400 U STATES		417		7243	
		417		8335	
PHOTOGRAPHIC ORY PLATES					7125
100 U KINGDOM		1965		17712	
306 BELGIUM				1355	
327 FRANCE		265		496	
400 U STATES		10220		100020	
		12450		119583	
SPECTACLES EYE GLASS LENSES					7126
100 U KINGDOM				4694	
305 AUSTRIA				1004	
317 CZECHO S				160	
327 FRANCE		890		22563	
335 GERMANY W		3785		15818	
344 ITALY				752	
347 JAPAN		820		19580	
376 SWITZRLNO				1851	
400 U STATES		12834		442630	
		18329		509052	
MANUFACTURES OF GLASS N O P					7127
100 U KINGDOM		2431		44062	
231 HONG KONG				458	
305 AUSTRIA		2415		4807	
306 BELGIUM		55		12782	
317 CZECHO S		7139		41879	
318 DENMARK		78		665	
326 FINLAND				212	
327 FRANCE		2866		11059	
335 GERMANY W		5266		30834	
344 ITALY		1297		27803	
347 JAPAN		1118		14130	
354 NETHRLNOS				2365	
372 SPAIN		690		745	
375 SWEDEN		4619		16726	
376 SWITZRLNO				187	
390 GERMANY E		139		2446	
400 U STATES		151364		1407405	
		179477		1618565	
GLASS WOOL OR FIBRE GLASS	LB				7128
100 U KINGDOM			13843	7805	
381 ALASKA	8209	2115	9949	2403	
400 U STATES	11944	11594	1464229	350561	
	20153	13709	1488021	360769	
GLASS BLOCKS					7129
100 U KINGDOM				258	
317 CZECHO S		2025		5114	
400 U STATES		96132		621737	
		98157		627109	
PLUMBAGO NOT GROUND OR MFRD					7131
100 U KINGDOM				174	
327 FRANCE				93	
333 MADAGASCAR				275	
352 MEXICO				11829	
359 NORWAY				3847	
400 U STATES		1109		23249	
		1109		39467	
CRUCIBLES PLUMBAGO AND COVERS					7132
100 U KINGDOM		4162		78867	
400 U STATES		4361		47467	
		8523		126334	

Articles and Countries from which Imported	MONTH OF OCTOBER 1954		TEN MONTHS ENDED OCTOBER 1954		Class Number	
	Quantities	Values (\$)	Quantities	Values (\$)		
PLUMBAGO GROUND AND MFRS NOP 100 U KINGDOM 335 GERMANY W 352 MEXICO 376 SWITZRLND 400 U STATES		338 252 31214 31804		14593 5193 3154 252 444057 467249	7133	
MICA UNMANUFACTURED 215 INDIA 400 U STATES	CWT 75 304 379	3632 1773 5405	753 865 1618	32617 37148 69765	7138	
MICA MANUFACTURES OF 100 U KINGDOM 400 U STATES		21304 21304		12177 293189 305366	7139	
ASPHALTUM OR ASPHALT 100 U KINGDOM 225 TRINIDAD 376 SWITZRLND 381 ALASKA 400 U STATES	CWT 1177	1278	1120 3986 131 111	2482 4201 2505 263	7141	
ASPHALTUM OIL FOR PAVING 400 U STATES	GAL	48644 49821	67441 68719	472213 477561	686095 695546	7143
OIL FOR CONCENTRATION OF ORES 400 U STATES	GAL	21839 21839	21305 21305	173238 173238	178169 178169	7151
CRUDE PETROLEUM FOR REFINING 225 TRINIDAD 303 ARABIA 387 VENEZUELA 391 LERANON 400 U STATES	M GAL	8531 3761 152804 18176 20310	539231 314286 11260737 1519719 1773151	94497 23697 1752541 166113 267935	6293756 1843398 132188895 14019657 23428288	7153
PETROLEUM TOPS FOR REFINERS 400 U STATES	GAL	203582	15407124	2304783	177773994	7154
FUEL OIL EXWARE SHIPS STORES 347 JAPAN 357 NETH ANT 400 U STATES	GAL	130345 130345	4655 4655	185341 43156 6967359 7195856	13104 2188 313722 329014	7156
CRUDE PETROLEUM LESS THAN 8155 400 U STATES	GAL			10902	1045	7157
CRUDE PETROLEUM N O P 400 U STATES	GAL			10902	1045	7158
AVIATION GASOLINE 357 NETH ANT 381 ALASKA 400 U STATES	GAL	303703 64751 12932739	61021 15123 2619960	303703 573260 62434224	61021 136879 12784405	7161
KEROSENE N O P 357 NETH ANT 381 ALASKA 400 U STATES	GAL	1409181 21213 1825898	145662 3764 188459	1925663 244320 8687411	198423 52108 1001455	7162
ENGINE DISTILLATE 8017 OR OVER 400 U STATES	GAL	3256292	337885	10857394	1251986	7163
GASOLINE UNDER 8236 SP G N O P 357 NETH ANT 381 ALASKA 400 U STATES	GAL	3450 3450	499 499	165795 165795	22041 22041	7164
CASINGHEAD GASOLINE BLENDING 400 U STATES	GAL	3131907 453448 6023468	328976 90679 849321	53959206 3499455 36707971	6574797 704586 5606427	7165
LUB OILS UNDER 25C PER GAL 100 U KINGDOM 400 U STATES	GAL	9608823	1268976	94166632	12885810	7166
PETRO LUB OILS 25C GAL OR OVER 100 U KINGDOM 327 FRANCE 359 NORWAY 381 ALASKA 400 U STATES	GAL	2187327 2187327	232841 232841	17081861 17081861	1873296 1873296	7167
DILS MINERAL N O P 100 U KINGDOM 327 FRANCE 400 U STATES	GAL	3267355 3267355	636180 636180	21706498 21707773	4067787 4068042	7171
STOVE OIL NO 1 FUEL OIL 100 U KINGDOM 357 NETH ANT 381 ALASKA 387 VENEZUELA 400 U STATES	GAL	3207	2959	43750 70 90	31956 83 95	7172
LIGHT FUEL OILS NOS 2 AND 3 352 MEXICO 357 NETH ANT 381 ALASKA	GAL	6493 808068 817768	5657 376367 384983	45503 7910315 7999728	40215 3451342 3523691	
	GAL	2000	425	62375	14057	
	GAL	107369 109369	100037 100462	1530242 1592638	1209557 1223749	
	GAL	38024	7485	290 9690372 5167421 1437531	58 993940 924408 130348	
	GAL	10849646 10887670	1158428 1165913	49986764 66282378	5720006 7768760	
	GAL	12255608 1110	1113580 336	20994 40838959 16727	2182 3704007 2018	

Articles and Countries from which Imported	MONTH OF OCTOBER 1954		TEN MONTHS ENDED OCTOBER 1954		Class Number
	Quantities	Values (\$)	Quantities	Values (\$)	
387 VENEZUELA 400 U STATES	10240081 23318700	925799 2433055	46412263 162086002	4273705 16724971	
HEAVY FUEL OILS NOS 4 5 AND 6	45815499	4472770	249374945	24706883	7173
100 U KINGDOM	GAL 45865	3670	179060	15134	
357 NETH ANT	13677594	667152	51563979	2707357	
381 ALASKA			223360	18849	
387 VENEZUELA	10435710	536874	21020174	1138240	
400 U STATES	19103394	1010134	172492483	9975214	
DIESEL FUEL	43262563	2217830	245479056	13854794	7174
100 U KINGDOM	GAL		20168	8392	
357 NETH ANT			4098131	399774	
381 ALASKA	78944	16556	938903	161428	
400 U STATES	1358034	160755	47802130	5209181	
TRACTOR FUEL	1436978	177311	52859332	5778775	7175
PETROL GREASE LUBRICATING NOP	GAL				
100 U KINGDOM	LB 1512	130	19076	4448	7181
381 ALASKA	8565	1163	136962	18868	
400 U STATES	1373036	145567	12115035	1287615	
PETROL JELLIES TOILET MEDICINE	1383113	146860	12271073	1310931	7182
100 U KINGDOM				643	
400 U STATES		48165		520285	
PARAFFINE WAX		48165		520928	7183
215 INDIA	LB 1400000	50683	6160000	222364	
354 NETHRLNDS			12693	1790	
355 INDONESIA			980000	33323	
400 U STATES	3088472	212707	20534795	1445992	
CANDLES PARAFFINE WAX	4488472	263390	27687488	1703469	7184
335 GERMANY W	LB 7786	3216	7786	3216	
360 ISRAEL	2756	550	2756	550	
375 SWEDEN			1390	381	
400 U STATES	28357	9681	161620	54999	
PRODUCTS OF PETROLEUM N O P	38899	13447	173552	59146	7185
100 U KINGDOM	GAL 150	1506	182	1590	
381 ALASKA	6931	2593	23399	8121	
400 U STATES	964378	291651	10072047	2967339	
LIQUEFIED PETROLEUM GASES	971459	295750	10095628	2977050	7186
400 U STATES	LB 17469690	177392	225581551	2608839	
NAPHTHA INCL SOLVENT NAPHTHA	17469690	177392	225581551	2608839	7187
357 NETH ANT	GAL 1115267	125672	1115267	125672	
381 ALASKA			9143	2450	
400 U STATES	620111	133483	7747592	1699430	
ARTIFICIAL ABRASIVE GRAINS	1735378	259155	8872002	1827552	7191
100 U KINGDOM		114		852	
335 GERMANY W				4780	
400 U STATES		109821		1266873	
DIAMONDS BLACK SORT FOR BORERS		109935		1272505	7192
100 U KINGDOM	CARAT B 143		66353	317424	
207 UN SO AFR	3008	13064	142732	601789	
307 BEL CONGO			469	3953	
309 BRAZIL			75	1901	
314 COLOMBIA			2246	19220	
328 FR AFRICA	20	187	20	187	
335 GERMANY W			58	2901	
400 U STATES	97012	449448	831435	4078232	
DIATOMACEOUS EARTH	100048	462842	1043388	5025607	7193
400 U STATES	CWT 30159	53040	322963	552518	
EMERY IN BULK	30159	53040	322963	552518	7194
100 U KINGDOM				72	
400 U STATES		15308		161266	
GRINDING WHEELS BONDED		15308		161338	7195
100 U KINGDOM		1329		26269	
335 GERMANY W		2853		25237	
344 ITALY				683	
354 NETHRLNDS				153	
359 NORWAY				613	
375 SWEDEN		590		3490	
376 SWITZRLND				610	
381 ALASKA				324	
400 U STATES		125407		1289121	
GRINDING STONES BLOCKS BONDED		130179		1346500	7196
100 U KINGDOM		334		3237	
335 GERMANY W		82		373	
400 U STATES		28608		223250	
EMERY ART ABRASIVE MFRS N O P		29024		226860	7197
100 U KINGDOM				4007	
306 BELGIUM				253	
335 GERMANY W				1417	
344 ITALY				2869	

Articles and Countries from which Imported	MONTH OF OCTOBER 1954		TEN MONTHS ENDED OCTOBER 1954		Class Number
	Quantities	Values (\$)	Quantities	Values (\$)	
400 U STATES		19618		263471	
GRINOSTONES 36 INCHES OR OVER		19618		272017	
100 U KINGDOM	NO		26	2974	7198
400 U STATES	10	1231	90	6848	
GRINDSTONES N O P		1231	116	9822	
100 U KINGDOM	NO		269	1776	7199
400 U STATES	33	45	776	5911	
PUMICE PUMICE STONE LAVA TUSA	246	511	1045	7687	
335 GERMANY W				1051	7200
344 ITALY		335		4048	
400 U STATES		17388		131311	
SANDPAPER EMERY PAPER CLOTH		17723		136410	
100 U KINGDOM				4243	7201
335 GERMANY W		488		4455	
400 U STATES		45035		572670	
BUILDING STONE N O P		45523		581368	
100 U KINGDOM	CWT		2507	6666	7210
400 U STATES	62670	57597	538510	530463	
GRANITE ROUGH		57597	541017	537129	
326 FINLAND		3481		11775	7215
335 GERMANY W		3275		3275	
359 NORWAY				7652	
360 ISRAEL				414	
375 SWEDEN		8045		57930	
400 U STATES		11594		87028	
GRANITE SAWN		26395		168074	
207 UN SO AFR				1116	7216
306 BELGIUM				1393	
326 FINLAND				5962	
335 GERMANY W				8020	
359 NORWAY				199	
375 SWEDEN		4511		9873	
400 U STATES		2247		52444	
GRANITE MANUFACTURES		6758		79007	
100 U KINGDOM				1785	7218
326 FINLAND		19452		85975	
335 GERMANY W		17145		114234	
344 ITALY				100	
359 NORWAY				148	
366 PORTUGAL				3300	
375 SWEDEN		5436		77397	
400 U STATES		1688		36961	
GYP SUM		43721		319900	
100 U KINGDOM	TON		129	4122	7221
400 U STATES	8	302	3120	28388	
LIME		302	3249	32510	
100 U KINGDOM	CWT		7599	5986	7223
400 U STATES	600	246	425707	229613	
PLASTER OF PARIS WALL PLASTER		35355	433306	235599	
100 U KINGDOM	CWT			1182	7224
400 U STATES	1214	889	323523	352055	
CEMENT PORTLAND		47903	324963	353237	
100 U KINGDOM	CWT				7225
306 BELGIUM	788401	507418	2981078	2005435	
318 DENMARK	40994	24538	56866	43070	
335 GERMANY W	1764	2364	15521	21834	
375 SWEDEN	665250	457890	2235780	1550983	
376 SWITZRLND			551	831	
381 ALASKA			165375	146250	
400 U STATES			46	140	
CEMENT MANUFACTURES N O P		162874	1903916	1949715	
100 U KINGDOM		1170090	7359133	5718258	7226
375 SWEDEN				26590	
400 U STATES		638		3872	
WHITE PORTLAND CEMENT CLINKER		9570		128374	
400 U STATES		10208		158836	
MARBLE ROUGH					
306 BELGIUM				2953	7227
327 FRANCE		707		707	
344 ITALY		2883		94334	
366 PORTUGAL				4029	
372 SPAIN				1190	
400 U STATES		708		46868	
MARBLE SAWN		4298		150081	
306 BELGIUM					7232
327 FRANCE		1579		4933	
344 ITALY		19406		2169	
366 PORTUGAL		1600		97383	
				1600	

Articles and Countries from which Imported	MONTH OF OCTOBER 1954		TEN MONTHS ENDED OCTOBER 1954		Class Number
	Quantities	Values (\$)	Quantities	Values (\$)	
400 U STATES		7246		59911	
MARBLE FOR TOMBSTONES		29831		165996	7233
400 U STATES		6640		36800	
MARBLE MANUFACTURES N O P		6640		36800	7234
306 BELGIUM				1407	
327 FRANCE				138	
335 GERMANY W		2162		2270	
344 ITALY		5509		19394	
400 U STATES		2268		14083	
		9939		37292	
MARBLE ORNAMENTAL FOR CHURCHES				845	7235
327 FRANCE				121097	
344 ITALY		5197		1290	
400 U STATES		97		123232	
		5294			
ROOFING SLATE	SQ				7241
366 PORTUGAL			227	1208	
400 U STATES		2755	948	27880	
	61	2755	1175	29088	
SLATE MANUFACTURES N O P					7243
100 U KINGDOM				2112	
335 GERMANY W		236		4519	
344 ITALY		2723		8285	
347 JAPAN				468	
366 PORTUGAL		281		5813	
390 GERMANY E		364		1107	
400 U STATES		4316		16865	
		7920		39169	
BURRSTONES IN BLOCKS	NO				7251
400 U STATES			26	963	
			26	963	
CHALK CLIFF STONE MICA SCHIST					7252
344 ITALY		65		200	
400 U STATES				2086	
		65		2286	
CHALK PREPARED					7253
400 U STATES		814		2372	
		814		2372	
CURLING STONES AND HANLES	PAIR				7254
100 U KINGDOM	435	15358	2262	81895	
400 U STATES			97	1791	
	435	15358	2359	83686	
FELDSPAR CRUDE ONLY	CWT				7255
FELDSPAR GROUND	CWT				7256
400 U STATES	100	150	6701	6970	
	100	150	6701	6970	
FLINT AND GROUND FLINT STONE	CWT				7257
306 BELGIUM			200	1004	
318 DENMARK			4478	5399	
327 FRANCE	200	274	700	1334	
400 U STATES	2912	3823	18088	22150	
	3112	4097	23466	29887	
FLUORSPAR	CWT				7258
100 U KINGDOM			45420	57893	
352 MEXICO	1177	1485	213556	219988	
400 U STATES	710	933	59415	94040	
	1887	2418	318391	371921	
GANISTER	CWT				7259
100 U KINGDOM			1000	576	
400 U STATES			9110	4108	
			10110	4684	
MAGN CARB FOR RUBBER PRODUCTS	CWT				7260
400 U STATES			7	137	
			7	137	
MAG OX AND CARB FOR INSULATION	CWT				7261
100 U KINGDOM	441	3232	765	5655	
400 U STATES	13857	46715	101177	427727	
	14298	49947	101942	433382	
MAGNESITE CALCINED DEAD BURNED	CWT				7262
100 U KINGDOM	56	607	1054	9834	
354 NETHRLNDS			260	840	
400 U STATES	12494	34931	61721	222360	
	12550	35538	63035	233034	
PHOSPHATE ROCK	CWT				7263
328 FR AFRICA			26000	26431	
352 MEXICO			800	1686	
357 NETH ANT			179200	219520	
400 U STATES	1448526	490121	10746647	3580390	
	1448526	490121	10952647	3828027	
SILICA SAND	CWT				7264
100 U KINGDOM			2480	668	
306 BELGIUM			218035	14673	
354 NETHRLNDS			8818	980	
400 U STATES	1167235	151313	10440150	1529109	
	1167235	151313	10669483	1545430	
SAND AND GRAVEL N G P	TON				7265
100 U KINGDOM	280	140	1624	5293	
400 U STATES	44503	40006	227762	227018	
	44783	40146	229386	232311	
SILEX OR CRYSTALLIZED QUARTZ	CWT				7266
309 BRAZIL	3	1050	21	7186	

Articles and Countries from which Imported	MONTH OF OCTOBER 1954		TEN MONTHS ENDED OCTOBER 1954		Class Number
	Quantities	Values (\$)	Quantities	Values (\$)	
400 U STATES	28316	15967	521214	235613	
STONE REFUSE	28319	17017	521235	242799	7267
400 U STATES	TON				
TALC OR SOAPSTONE	276	562	2102	4264	
	276	562	2102	4264	7268
215 INDIA			460	950	
327 FRANCE			265	728	
344 ITALY	11207	26792	18080	42845	
400 U STATES	16929	28530	196088	299706	
WHITING GILDOERS	28136	55322	214893	344229	7269
PARIS WHITE	CWT				
100 U KINGDOM	10000	6448	59420	39277	
327 FRANCE	4821	1328	19196	5540	
335 GERMANY W			500	673	
400 U STATES	11010	15904	88836	158036	
STONE AND MANUFACTURES	25831	23680	167952	203526	7270
N O P					
100 U KINGDOM		89		2453	
231 HONG KONG		139		383	
327 FRANCE				104	
344 ITALY		2127		16127	
400 U STATES		363		17127	
ROOFING GRANULES		2718		36194	7271
400 U STATES	CWT				
	171614	150835	1906918	1667245	
STONE CRUSHED	171614	150835	1906918	1667245	7272
400 U STATES	TON				
	95242	77782	406696	409154	
QUARTZ PIEZO ELECTRIC	95242	77782	406696	409154	7273
100 U KINGDOM	LB				
309 BRAZIL	831	20302	26220	520358	
400 U STATES	352	3839	1939	17990	
BLAST FURNACE SLAG	1183	24141	28162	538742	7280
400 U STATES	CWT				
	103540	11779	1010614	123184	
BARYTES	103540	11779	1010614	123184	7281
335 GERMANY W	CWT				
344 ITALY	2042	2121	5208	5949	
400 U STATES	880	1662	13555	24822	
CARBONS 3 TO 35 INCHES CIRCUM	2922	3783	19423	31668	7282
100 U KINGDOM		3723		23637	
327 FRANCE				2377	
400 U STATES		13526		271782	
CARBONS OVER 35 INCHES CIRCUM		17249		297796	7283
400 U STATES					
		29251		425378	
ELECTRIC LIGHT CARBONS		29251		425378	7284
N O P	LB				
100 U KINGDOM			1481	1488	
327 FRANCE	81	91	9979	19325	
335 GERMANY W			1414	1323	
400 U STATES	30250	9419	133738	81222	
CRAYONS	30331	9510	146612	103358	7285
100 U KINGDOM		344		1016	
317 CZECHO S				2362	
327 FRANCE				979	
335 GERMANY W		2423		32209	
347 JAPAN				387	
354 NETHRLNDS				857	
400 U STATES		22902		240044	
DIAMONDS UNSET		25669		277854	7286
100 U KINGDOM	CARAT				
207 UN SO AFR	736	87336	6945	879309	
306 BELGIUM	173	19664	1325	249263	
327 FRANCE	2199	309009	19643	2662704	
335 GERMANY W	36	3676	194	21750	
354 NETHRLNDS			2	250	
360 ISRAEL	204	27489	2580	456366	
376 SWITZRLND	658	72906	6870	765455	
384 P RICO			82	25229	
400 U STATES	417	119784	7226	1091883	
EARTHS CRUDE ONLY	4423	639864	44890	6155553	7287
335 GERMANY W				1685	
400 U STATES		356		3361	
FOUNORY FACINGS OF ALL KINOS		356		5046	7288
400 U STATES		5162		63589	
FULLERS EARTH IN BULK ONLY		5162		63589	7289
100 U KINGDOM				4926	
400 U STATES		9683		93706	
GAS IMPORTED BY PIPE LINE		9683		98632	7290
400 U STATES	M FT				
	965631	297065	6074320	1938791	
INSULATORS ELECTRIC	965631	297065	6074320	1938791	7291
N O P					
100 U KINGDOM		374		7221	
335 GERMANY W				3245	
347 JAPAN				541	
376 SWITZRLNO				4155	

IMPORTS INTO CANADA FOR CONSUMPTION

Articles and Countries from which Imported	MONTH OF OCTOBER 1954		TEN MONTHS ENDED OCTOBER 1954		Class Number
	Quantities	Values (\$)	Quantities	Values (\$)	
400 U STATES		32905		392258	
MAGNESIA PIPE COVERING		33279		407420	
100 U KINGDOM				31131	7292
400 U STATES		18786		67169	
MINERAL WOOL N O P	LB	18786		98300	
400 U STATES	108703	13422	1225051	134545	7295
	108703	13422	1225051	134545	
SALT TABLE	CWT				7296
400 U STATES	56	213	420	6200	
	56	213	420	6200	
SALT FOR FISHERIES	CWT				7297
224 JAMAICA	67380	12000	122967	20891	
227 BAHAMAS	42560	8550	445295	88049	
344 ITALY			96000	49250	
372 SPAIN	6615	2954	459181	143982	
400 U STATES	6675	1539	39967	9265	
	123230	25043	1163410	311437	
SALT IN BULK N O P	CWT				7298
400 U STATES	607766	145136	3703658	934359	
	607766	145136	3703658	934359	
SALT IN BAGS BARRELS	CWT				7299
100 U KINGDOM	9130	9670	98295	110600	
400 U STATES	38437	22295	489318	273974	
	47567	31965	587613	384574	
SULPHUR AND BRIMSTONE	CWT				7300
400 U STATES	533601	642346	4262617	5398054	
	533601	642346	4262617	5398054	
MINERAL SUBSTANCES N O P					7301
100 U KINGDOM		3819		124470	
205 RHOO NYAS				103113	
207 UN SO AFR				244993	
231 HONG KONG				917	
234 AUSTRALIA		28803		87184	
306 BELGIUM		1308		4392	
318 DENMARK				303	
327 FRANCE		70		1118	
335 GERMANY W		1881		15821	
344 ITALY		17406		58647	
347 JAPAN				1111	
354 NETHRLNOS		486		792	
359 NORWAY				675	
375 SWEDEN				10387	
376 SWITZRLMO				174	
381 ALASKA				1553	
390 GERMANY E		171		171	
400 U STATES	303440			3142439	
		357384		3798260	
VERMICULITE CRUDE					7302
207 UN SO AFR				31904	
400 U STATES		32004		223550	
		32004		255454	
ASPHALT TILE FOR FLOORING	SQ FT				7303
100 U KINGDOM			16650	1788	
400 U STATES	5125	492	580115	64004	
	5125	492	596765	65792	
ANDALUSITE KYANITE MULLITE ETC	CWT				7304
400 U STATES	1960	3880	12171	33058	
	1960	3880	12171	33058	

Articles and Countries from which Imported	MONTH OF OCTOBER 1954		TEN MONTHS ENDED OCTOBER 1954		Class Number
	Quantities	Values (\$)	Quantities	Values (\$)	
GROUP 8					
CHEMICALS AND ALLIED PRODUCTS					
ACID BORACIC 25 LBS OR OVER 400 U STATES	LB 310866	16134	1820227	99998	8001
	310866	16134	1820227	99998	
ACIO HYOROFLUOSILICIC 400 U STATES	LB 4135	638	80656	10157	8002
	4135	638	80656	10157	
ACID MURIATIC 400 U STATES	LB 100540	1518	2567414	41318	8003
	100540	1518	2567414	41318	
ACIO NITRIC 400 U STATES	LB 67761	3021	609405	32271	8005
	67761	3021	609405	32271	
ACIO PHOSPHORIC 400 U STATES	LB 50855	4088	567908	45816	8006
	50855	4088	567908	45816	
ACIO SALICYLIC ACETYLSALICYLIC 100 U KINGDOM 335 GERMANY W 344 ITALY 400 U STATES	LB 6320	3586	243848 7702	136284 9119	8007
			881	1129	
	2700	1083	293929	133849	
	9020	4669	546360	280381	
ACID SULPHURIC 400 U STATES	LB 425	310	216379	3474	8008
	425	310	216379	3474	
ACID LACTIC 100 U KINGDOM 335 GERMANY W 354 NETHRLNOS 400 U STATES	LB 9444	3092	96004 79487	23307 13296	8009
			97915	24333	
	13944	3153	181416	29711	
	600	213	454822	90647	
	23988	6458			
ACID NICOTINIC 375 SWEODEN 376 SWITZRLNO 400 U STATES	LB 220	689	220	1566	8010
			440	1459	
	8140	22154	71313	204690	
	8360	22843	71973	207715	
ACIO ACETIC AND PYROLIGNEOUS 400 U STATES	GAL		1107	1235	8012
			1107	1235	
ACIO CITRIC 100 U KINGDOM 306 BELGIUM 400 U STATES	LB 26880	6634	357468	90542	8013
	105880	23870	570804	124864	
	725	217	2855	917	
	133485	30721	931127	216323	
ACID CRESYLIC 100 U KINGDOM 400 U STATES	LB 25407	1873	208024	15222	8015
	5455	390	111601	9861	
	30862	2263	319625	25083	
XANTHATES FOR ORES 100 U KINGDOM 306 BELGIUM 335 GERMANY W 400 U STATES	LB 22050	3473	40000 40000	7068 8704	8016
	715914	173184	233603	46694	
	737964	176657	5126136	1270383	
ACID OXALIC 100 U KINGDOM 335 GERMANY W 354 NETHRLNDS 400 U STATES	LB 6048	961	37373	5891	8017
	66138	7471	142423	15677	
	22046	2389	104138	15056	
	10000	1601	199857	33921	
	104232	12422	483791	70545	
ACIO TANNIC 100 U KINGDOM 306 BELGIUM 327 FRANCE 376 SWITZRLNO 379 TURKEY 400 U STATES	LB 836	502	11466	6559	8020
	1120	740	5264	3697	
			63754	9107	
	2479	2431	11002	11080	
	55115	4366	221695	18853	
	3000	4181	12038	16283	
	62550	12220	325219	65579	
TARTARIC ACID CRYSTAL OR POWD 100 U KINGDOM 335 GERMANY W 344 ITALY 372 SPAIN 400 U STATES	LB 72240	19435	407680 3307	109031 1016	8021
			140457	30057	
			4409	1057	
	330	128	1069	379	
	72570	19563	556922	141540	
ACIOS N O P 100 U KINGDOM 318 DENMARK 335 GERMANY W 344 ITALY 354 NETHRLNDS 375 SWEDEN 376 SWITZRLNO 400 U STATES	LB 25676	6362	340696 15300	109604 1856	8022
			440192	122770	
	111	1155	1451	7132	
			2204	667	
			661	1396	
			203	2269	
	481423	97357	2262417	620111	
	507210	104874	3063124	865805	
ACIO ARSENIC 400 U STATES	LB 102957	3340	990421	34713	8023
	102957	3340	990421	34713	
ACID ASCORBIC 400 U STATES	LB 1905	11399	25163	194187	8024
	1905	11399	25163	194187	
ACIO FORMIC 335 GERMANY W 354 NETHRLNOS	LB 68216	7380	250171	26299	8025
	6930	1270	14647	2173	

Articles and Countries from which Imported	MONTH OF OCTOBER 1954		TEN MONTHS ENDED OCTOBER 1954		Class Number
	Quantities	Values (\$)	Quantities	Values (\$)	
400 U STATES	381	157	64296	11518	
ACID CHROMIC	75527	8807	329114	39990	8026
100 U KINGDOM			160940	38144	
335 GERMANY W			88092	19480	
400 U STATES	24200	6060	410228	105702	
ACID CARBOLIC OR PHENOL	24200	6060	659260	163326	8027
100 U KINGDOM			6000	1367	
400 U STATES	138400	21480	6600750	1025467	
AMYL ALCOHOL OR FUSEL OIL	138400	21480	6606750	1026834	8032
400 U STATES					
BUTYL ALCOHOL	425	498	20504	24924	8034
400 U STATES	425	498	20504	24924	
METHYL ETHYL KETONE	69029	8062	416084	48608	8035
400 U STATES	69029	8062	416084	48608	
ETHYL AND METHYL ALCOHOL	366559	49981	3362430	456256	8036
400 U STATES	366559	49981	3362430	456256	
RUM TO BE DENATURED					8037
224 JAMAICA			845	945	
400 U STATES			525	615	
ISOPROPYL ALCOHOL	332	373	1370	1560	8038
100 U KINGDOM					
400 U STATES					
CELLULOSE ACETATE PHOTO FILM	2327	1095	27130	24676	8046
400 U STATES	2327	1095	27150	24738	
COLLODION FOR FILMS ENGRAVERS					8047
400 U STATES					
CAFFEINE AND SALTS					8052
100 U KINGDOM					
335 GERMANY W					
400 U STATES					
COCAINE					8053
100 U KINGDOM					
335 GERMANY W					
400 U STATES					
CODEINE AND SALTS					8054
100 U KINGDOM					
215 INDIA					
335 GERMANY W					
354 NETHRLNDS					
OPIUM DERIVATIVES N O P					8056
100 U KINGDOM					
327 FRANCE					
354 NETHRLNDS					
400 U STATES					
OPIUM					8057
100 U KINGDOM					
400 U STATES					
QUININE SALTS					8059
100 U KINGDOM					
335 GERMANY W					
354 NETHRLNDS					
400 U STATES					
STRYCHNINE AND SALTS					8060
100 U KINGDOM					
400 U STATES					
PREPARATIONS WEED KILLING					8069
100 U KINGDOM					
335 GERMANY W					
400 U STATES					
NICOTINE AND SALT FOR SPRAYING					8070
100 U KINGDOM					
354 NETHRLNDS					
400 U STATES					
CHLOROPICRIN INSECTICIDES					8071
335 GERMANY W					
400 U STATES					
SPRAYS IN PKGS NOT OVER 3 LBS					8072
100 U KINGDOM					
335 GERMANY W					
354 NETHRLNDS					
400 U STATES					
DISINFECTANTS DIPS SPRAYS NOP					8073
100 U KINGDOM					
234 AUSTRALIA					

Articles and Countries from which Imported	MONTH OF OCTOBER 1954		TEN MONTHS ENDED OCTOBER 1954		Class Number
	Quantities	Values (\$)	Quantities	Values (\$)	
318 DENMARK				3195	
327 FRANCE		17035		17332	
335 GERMANY W		21988		171856	
347 JAPAN				1625	
354 NETHRLNDS				6707	
359 NORWAY		298		601	
363 PERU				6489	
376 SWITZRLNO		5207		25465	
400 U STATES		265294		5207311	
		351150		5928696	
MEOICINAL PREPARATIONS DRY					8074
100 U KINGDOM		51087		442671	
215 INDIA		3151		3151	
231 HONG KONG		3694		42580	
234 AUSTRALIA				2396	
305 AUSTRIA				349	
306 BELGIUM		1072		5930	
318 DENMARK		195		1097	
327 FRANCE		20809		124046	
335 GERMANY W		1065		5392	
344 ITALY				966	
347 JAPAN				1011	
354 NETHRLNDS				2637	
375 SWEDEN				1119	
376 SWITZRLNO		18495		338032	
400 U STATES		400540		4073283	
		500108		5044660	
MEDICINAL PREPARATIONS LIQUID					8075
100 U KINGDOM		4221		35181	
231 HONG KONG		274		2859	
234 AUSTRALIA		650		1734	
327 FRANCE		7334		41892	
335 GERMANY W				1082	
344 ITALY				695	
354 NETHRLNDS				1252	
376 SWITZRLND		1403		29810	
400 U STATES		82316		1034985	
		96198		1149490	
MEOICINAL PREPARATIONS OTHER					8076
100 U KINGDOM				108	
231 HONG KONG		576		2181	
327 FRANCE				2733	
335 GERMANY W		268		656	
347 JAPAN				769	
376 SWITZRLNO				527	
400 U STATES		8411		62493	
		9255		69467	
MEDICATED WINES UNOER 40 PROOF	GAL				8077
MENTHOL NATURAL OR SYNTHETIC					8078
100 U KINGDOM		3518		18150	
231 HONG KONG		6785		46644	
234 AUSTRALIA		8298		51525	
309 BRAZIL				8142	
313 CHINA				20545	
344 ITALY				9059	
354 NETHRLNDS		1183		2087	
400 U STATES		3159		30257	
		22943		186409	
PAPAIN					8079
203 B E AFR				31346	
400 U STATES		183		14415	
		183		45761	
SPIRITS AND STRONG WATERS	GAL				8081
100 U KINGDOM			249	1795	
231 HONG KONG	615	3445	4922	28250	
327 FRANCE			356	4028	
400 U STATES	101	1799	4662	52086	
	716	5244	10189	86159	
EXTRACT OF CASCARA SAGRADA					8082
400 U STATES		568		6431	
		568		6431	
PENICILLIN AND PRODUCTS					8083
100 U KINGDOM				27209	
400 U STATES		58682		973982	
		58682		1001191	
STREPTOMYCIN AND PRODUCTS					8084
100 U KINGDOM				25449	
400 U STATES		322		175366	
		322		200815	
SULPHA DRUGS					8085
100 U KINGDOM		5972		53767	
318 DENMARK		9795		38859	
327 FRANCE				600	
335 GERMANY W				1133	
344 ITALY				2764	
376 SWITZRLNO				21586	
400 U STATES		6197		327547	
		21964		446256	
ANTIBIOTICS N O P					8086
100 U KINGDOM				11412	
327 FRANCE		301		1882	
400 U STATES		364309		3422642	
		364610		3435936	
ANILINE DYES 1 LB OR OVER	LB				8091
100 U KINGDOM	38422	48869	578425	674273	
306 BELGIUM			3500	3923	

Articles and Countries from which Imported	MONTH OF OCTOBER 1954		TEN MONTHS ENDED OCTOBER 1954		Class Number
	Quantities	Values (\$)	Quantities	Values (\$)	
318 DENMARK			390	2574	
327 FRANCE	11220	12711	49857	79142	
335 GERMANY W	36135	42066	252239	266140	
344 ITALY	6976	4488	7379	4786	
354 NETHRLNDS	1210	1258	29787	26665	
376 SWITZRLND	49616	105450	401628	870008	
400 U STATES	384982	437846	2917954	3350510	
	528561	652688	4241159	5278021	
ANILINE AND COAL TAR DYES NOP	LB				8092
318 DENMARK			2749	4603	
400 U STATES	7218	22255	28124	74686	
	7218	22255	30873	79289	
ANILINE OIL CRUDE	LB				8093
400 U STATES			4546	985	
			4546	985	
ANILINE SALTS AND ALIZARIN	LB				8094
100 U KINGDOM	1197	1782	29636	19424	
335 GERMANY W			2575	3976	
376 SWITZRLND			1386	6428	
400 U STATES	2864	533	6664	1574	
	4061	2315	40261	31402	
COAL TAR BASE OR SALT FOR DYES	LB				8095
100 U KINGDOM	11051	10758	151286	75122	
306 BELGIUM			1008	1037	
327 FRANCE	2200	1259	2200	1259	
335 GERMANY W	38054	16384	182683	77712	
344 ITALY			8813	9114	
354 NETHRLNDS	3300	2500	3850	3498	
376 SWITZRLND	33	179	6482	10561	
400 U STATES	36921	29899	360814	321113	
	91629	60979	717136	499416	
CAMWOOD AND SUMAC AND EXTRACT	CWT				8103
400 U STATES	5	81	336	3642	
	5	81	336	3642	
CHEM COMP FOR DYEING TANNING NOP	CWT				8104
100 U KINGDOM	1893	26544	14153	195624	
327 FRANCE			334	5215	
335 GERMANY W	136	4218	3422	123996	
354 NETHRLNDS	44	513	429	17502	
376 SWITZRLND	33	2149	264	22153	
400 U STATES	13434	73245	143353	679747	
	15540	106669	161955	1044237	
BASIC CHROMIC SULPHATE	CWT				8105
100 U KINGDOM			3035	23115	
306 BELGIUM			441	3365	
335 GERMANY W			300	2334	
376 SWITZRLND			22	2301	
400 U STATES	1422	12947	12550	111709	
	1422	12947	16348	142824	
INDIGO INDIGO PASTE OR EXTRACT	CWT				8106
100 U KINGDOM			300	22925	
400 U STATES	3	112	14	962	
	3	112	314	23887	
IRON AND RED LIQUOR FOR DYEING	CWT				8107
400 U STATES	20	204	124	1535	
	20	204	124	1535	
LOGWOOD AND FUSTIC EXTRACT	CWT				8109
400 U STATES			336	9457	
			336	9457	
QUEBRACHO EXTRACT	CWT				8111
304 ARGENTINA	1497	17189	35681	393597	
354 NETHRLNDS			175	2156	
362 PARAGUAY	1065	10832	5434	58904	
375 SWEDEN			551	6958	
379 TURKEY			519	1354	
400 U STATES	1670	20303	8130	102383	
	4232	48324	50490	565352	
TERRA JAPONICA GAMBIE CUTCH	CWT				8113
100 U KINGDOM	234	2788	1506	19914	
400 U STATES			54	670	
	234	2788	1560	20584	
TURMERIC	CWT				8114
100 U KINGDOM			81	1498	
215 INDIA	235	4029	1392	23926	
224 JAMAICA			56	565	
400 U STATES			35	757	
	235	4029	1564	26746	
NON EDIBLE SEEDS BEANS NUTS	CWT				8115
100 U KINGDOM	13	117	13	117	
224 JAMAICA	22	64	380	1148	
335 GERMANY W			2245	64808	
400 U STATES	28	672	703	8136	
	63	853	3341	74209	
CHESTNUT EXTRACT	CWT				8116
327 FRANCE			8466	86943	
344 ITALY	2204	21796	11573	122663	
400 U STATES			1343	14827	
	2204	21796	21382	224433	
SPRUCE EXTRACT	CWT				8117
400 U STATES	230	1283	4103	19687	
	230	1283	4103	19687	
MYROBALAN EXTRACT	CWT				8118
100 U KINGDOM			22	194	
400 U STATES			1019	4992	
			1041	5186	
WATTLE EXTRACT	CWT				8119
203 S E AFR	1164	11004	1715	16617	

Articles and Countries from which Imported	MONTH OF OCTOBER 1954		TEN MONTHS ENDED OCTOBER 1954		Class Number
	Quantities	Values (\$)	Quantities	Values (\$)	
207 UN SO AFR	840	8151	18149	150970	
400 U STATES			1614	15969	
HEMLOCK EXTRACT	2004	19155	21478	183556	8120
400 U STATES			148	1091	
EXTRACTS M O P DYEING TANNING			148	1091	
100 U KINGDOM			2407	23129	8121
234 AUSTRALIA			2529	19133	
327 FRANCE			660	5110	
335 GERMANY W	164	2410	1121	11644	
400 U STATES	1232	7408	10351	86527	
BINITROTOLUOL FOR EXPLOSIVES	1396	9818	17068	145543	8131
400 U STATES					
NITRATE COMPOUNDS NOP FOR EXPL	100000	20370	500000	102323	8132
100 U KINGDOM	100000	20370	500000	102323	
335 GERMANY W			33600	3542	
400 U STATES	86370	9455	517136	56760	
BLASTING AND MINING POWDER	86370	9455	599279	67537	8133
400 U STATES					
DYNAMITE AND NITRO GLYCERINE	525	123	21275	3116	8134
400 U STATES	525	123	21275	3116	
FIREWORKS FIRECRACKERS	2588	1154	42755	24817	8135
100 U KINGDOM		276		51143	
231 HONG KONG		10117		110905	
335 GERMANY W				831	
347 JAPAN				4227	
354 NETHRLNDS				780	
359 NORWAY				210	
369 PORT ASIA				697	
400 U STATES		2643		53422	
FUSE NON METALLIC		13036		222215	8136
400 U STATES					
GUN RIFLE SPORTING POWDER		2113		5702	8137
100 U KINGDOM		2113		5702	
400 U STATES					
EXPLOSIVES M O P	63500	18479	203500	89815	8138
100 U KINGDOM	40149	32184	1044752	1123050	
400 U STATES	103649	50663	1248252	1212865	
NITROGEN SOLUTION					8139
100 U KINGDOM	45600	42818	47206	44559	
400 U STATES	22245	16514	725419	220326	
NITROGEN FERTILIZER M O P	67845	59332	772625	264885	8149
400 U STATES					
AMMONIUM SULPHATE	77386	228739	605068	1847180	8150
400 U STATES	77386	228739	605068	1847180	
BASIC SLAG			672	1208	8151
100 U KINGDOM			1000	2345	
335 GERMANY W			18745	54160	
400 U STATES	3642	9975	20417	57713	
POTASH MURIATE OF	3642	9975	20417	57713	8152
100 U KINGDOM	936	2426	5812	15227	
335 GERMANY W	667	1682	12539	26734	
400 U STATES	40664	81987	245120	508656	
POTASH SULPHATE OF	42267	86095	263471	550617	8153
306 BELGIUM	25000	20084	25000	20084	
400 U STATES			6589	588	
POTASH MURIATE OF	25000	20084	31589	20672	8155
100 U KINGDOM			40	516	
327 FRANCE			77414	93419	
335 GERMANY W	145504	198049	560700	672354	
400 U STATES	53151	61611	1084003	1243003	
POTASH SULPHATE OF	198655	259660	1722157	2009292	8156
327 FRANCE			34176	66994	
400 U STATES	17312	29754	155570	276555	
SODA NITRATE OR CUBIC NITRE	17312	29754	189746	343549	8157
100 U KINGDOM			336	1295	
312 CHILE			16668	52367	
354 NETHRLNDS			110	322	
400 U STATES	4672	10112	370942	717228	
TRIPLE SUPERPHOSPHATE	4672	10112	388056	771212	8161
400 U STATES					
SUPERPHOSPHATE M O P	89085	202584	246747	563077	8162
100 U KINGDOM	89085	202584	246747	563077	
354 NETHRLNDS			1070	1022	
400 U STATES	548130	484306	2885717	2663988	
PHOSPHATE FERTILIZER M O P	548130	484306	2935987	2803307	8163
328 FR AFRICA			79319	47638	
400 U STATES	7340	11534	19376	39082	
SULPHATE OF POTASH MAGNESIA	7340	11534	98695	86720	8164
400 U STATES					
	3326	2173	32577	22327	
	3326	2173	32577	22327	

Articles and Countries from which Imported	MONTH OF OCTOBER 1954		TEN MONTHS ENDED OCTOBER 1954		Class Number
	Quantities	Values (\$)	Quantities	Values (\$)	
POTASH FERTILIZER N O P					
335 GERMANY W	CWT		364	2076	8165
400 U STATES			16	282	
			380	2358	
FERTILIZER MIXED					
100 U KINGDOM	CWT		271	5469	8166
328 FR AFRICA			28000	38264	
400 U STATES		86	41670	227932	
		86	3350	271665	
FERTILIZER MATERIALS N O P					
100 U KINGDOM	CWT		344	1919	8167
327 FRANCE			2	281	
375 SWEDEN			291	12238	
376 SWITZRLND			880	5132	
400 U STATES		8493	65016	195173	
		8493	13446	214743	
LITHARGE					
100 U KINGDOM	CWT	449	3985	59574	8171
335 GERMANY W			44	616	
400 U STATES		1559	11124	185152	
		2008	32672	245342	
LEAD RED DRY ORANGE MINERAL					
100 U KINGDOM	LB	20600	149001	23565	8172
400 U STATES			7972	1532	
		20600	156973	25097	
LEAD WHITE DRY					
100 U KINGDOM	LB		44800	6650	8173
400 U STATES		2000	4000	703	
		2000	48800	7353	
LEAD WHITE GROUND IN OIL					
100 U KINGDOM	LB		840	252	8174
400 U STATES		174	174	56	
		174	1014	308	
ANTIMONY OXIDE					
100 U KINGDOM	LB		141460	32988	8179
306 BELGIUM			2240	511	
335 GERMANY W			22046	5394	
400 U STATES			37050	9639	
			202796	48532	
LAMP BLACK					
400 U STATES	LB				8180
		12650	2290	149270	30113
		12650	2290	149270	30113
TITANIUM OXIDE					
100 U KINGDOM	LB	1134599	14731956	2650248	8181
400 U STATES		3322306	38553498	4898200	
		4463905	53285454	7549148	
CARBON BLACK					
335 GERMANY W	LB		1100	284	8182
400 U STATES		3347535	32457888	2044775	
		3347535	32458988	2045059	
BONE BLACK AND IVORY BLACK					
400 U STATES	LB				8183
		52550	246342	41622	
		52550	246342	41622	
BLANC FIXE					
100 U KINGDOM	LB	19800	115180	10882	8184
306 BELGIUM		20000	46250	1666	
335 GERMANY W		44092	136797	5416	
400 U STATES		37320	154738	9157	
		121212	452965	27121	
BRONZE POWDER					
100 U KINGDOM	LB	60	2896	3114	8185
400 U STATES		100	3329	3931	
		160	6225	7045	
LITHOPONE					
100 U KINGDOM	LB	6750	1057850	67128	8186
335 GERMANY W			249950	14813	
400 U STATES		111300	2584885	192704	
		118050	3892685	274645	
OXIDE OF COBALT					
100 U KINGDOM	LB		4260	7200	8187
400 U STATES			675	1918	
			4935	9118	
OXIDE OF COPPER					
100 U KINGDOM	LB	18960	131360	48855	8188
400 U STATES		10556	44333	18361	
		29516	175693	67216	
OXIDES FILLERS COLOURS DRY N O P					
100 U KINGDOM	LB	59137	836812	300452	8189
318 DENMARK			17111	21655	
327 FRANCE			21996	4244	
335 GERMANY W		78075	476672	46551	
344 ITALY		250	754	871	
354 NETHRLNDS			18959	3636	
372 SPAIN		43699	314873	7075	
376 SWITZRLND		81	275	690	
400 U STATES		595862	5750687	2235852	
		777104	7438139	2621026	
PARIS GREEN DRY					
400 U STATES	LB				8190
		24900	91800	18903	
		24900	91800	18903	
SATIN WHITE					
400 U STATES	LB				8191
		39704	354191	6081	
		39704	354191	6081	
ULTRAMARINE BLUE DRY OR PULP					
100 U KINGDOM	LB	60840	354266	65746	8192
335 GERMANY W			1655	428	
354 NETHRLNDS			3283	418	

Articles and Countries from which Imported	MONTH OF OCTOBER 1954		TEN MONTHS ENDED OCTOBER 1954		Class Number
	Quantities	Values (\$)	Quantities	Values (\$)	
400 U STATES	20225	5805	189502	49973	
ZINC WHITE OXIDE	81065	16021	548706	116559	8193
100 U KINGDOM	LB		296240	30644	
400 U STATES	52850	7017	1510085	197386	
OXIDE OF TIN	52850	7017	1806325	228030	8194
100 U KINGDOM	LB		5051	5169	
400 U STATES	300	275	63757	56460	
OCHRES SIENNAS AND UMBERS	5351	5444	740	737	
100 U KINGDOM	LB		64497	57197	
400 U STATES	33600	347	190850	5022	8201
PUTTY	289501	6352	1598920	48215	
100 U KINGDOM	LB		323101	6699	
400 U STATES	34189	4735	1789770	53237	8202
ARTISTS AND CHILDRENS COLOURS	34189	4735	310966	48987	
100 U KINGDOM		15550	315358	49464	8211
306 BELGIUM				214850	
327 FRANCE				475	
335 GERMANY W		215		742	
354 NETHRLNDS		256		2679	
400 U STATES		26232		1879	
GOLD LIQUID PAINT		42253		332262	
400 U STATES		205		552887	8212
LIQUID FILLERS AND PAINTS NOP	GAL	205		4651	
100 U KINGDOM	1537	5058	16578	53284	8213
335 GERMANY W			117	651	
354 NETHRLNDS			419	1249	
381 ALASKA			158	616	
400 U STATES	43595	129925	424128	1359980	
SPIRIT VARNISHES AND LACQUERS	45132	134983	441400	1415780	8214
100 U KINGDOM	GAL	87	1207	1811	
335 GERMANY W		40	224	394	12946
376 SWITZRLND		26	147	72	2914
400 U STATES	5710	17851	49633	208504	
STAINS AND DIXIOES	5863	19429	51910	224720	
100 U KINGDOM	LB	3196	4308	13425	19175
335 GERMANY W		35	2870	1173	11255
400 U STATES	17073	16264	268923	239205	8215
VARNISHES LACQUERS JAPANS NOP	20304	23442	283521	269635	
100 U KINGDOM	GAL			6386	20480
318 DENMARK		44	211	237	1084
327 FRANCE				7	171
335 GERMANY W				27	244
354 NETHRLNDS	266	1437	1110	6003	
376 SWITZRLND			111	638	
381 ALASKA			46	137	
400 U STATES	27075	64405	180541	545245	
ALCOHOLIC PERFUMES UNDER 4 OZ	27385	66053	188465	574002	8216
100 U KINGDOM		5659		14920	
231 HONG KONG		61		121	
327 FRANCE		26685		154745	
335 GERMANY W		6127		30827	
344 ITALY		146		376	
354 NETHRLNDS		270		1316	
360 ISRAEL				2218	
372 SPAIN		65		544	
400 U STATES		24134		182685	
ALCOHOLIC PERFUMES OVER 4 OZ		63147		387752	
100 U KINGDOM	GAL	27	2116	325	15355
231 HONG KONG		10	117	26	297
327 FRANCE		62	1793	390	23450
335 GERMANY W		34	707	99	2330
400 U STATES	31	465	1039	7193	
POMADES FRENCH	164	5198	1879	48625	8222
PERFUMERY TOILET PREPARATIONS	LB				8223
100 U KINGDOM		6048		43731	8224
231 HONG KONG				59	
306 BELGIUM				70	
327 FRANCE		2424		24989	
335 GERMANY W		4394		32755	
344 ITALY		1091		2891	
354 NETHRLNDS		306		823	
372 SPAIN				49	
400 U STATES		76829		753996	
CASTILE SOAP		91092		859363	
327 FRANCE	LB		25826	3128	8231
400 U STATES	1776	931	15588	5300	
COMMON OR LAUNDRY SOAP	1776	931	41414	8428	
100 U KINGDOM	LB	6561	803	20160	1988
354 NETHRLNDS		1200	126	43640	5384
400 U STATES	81390	9608	794334	102091	8232
	89151	10537	858134	109463	

Articles and Countries from which Imported	MONTH OF OCTOBER 1954		TEN MONTHS ENDED OCTOBER 1954		Class Number
	Quantities	Values (\$)	Quantities	Values (\$)	
LIQUID SOAP					
100 U KINGDOM	LB		9488	1060	8234
400 U STATES			741384	155930	
		49126	10526	750872	156990
SOAP POWDERS AND FLAKES					
100 U KINGDOM	LB		52756	4963	8235
376 SWITZRLND			1156	568	
400 U STATES		287448	34739	3422167	407246
		287448	34739	3476079	412777
TOILET SOAP N & P					
100 U KINGDOM				67261	8236
305 AUSTRIA		5455		6576	
306 BELGIUM		1633		1750	
327 FRANCE				3793	
335 GERMANY W		1485		5174	
354 NETHRLNDS				5661	
372 SPAIN				176	
376 SWITZRLND				289	
400 U STATES		2635		69548	
		11808		160228	
WHALE OIL SOAP					
400 U STATES	LB		13397	1551	8237
			13397	1551	
SOAP N & P					
100 U KINGDOM		730		8720	8238
359 NORWAY				288	
400 U STATES		9416		78673	
		10146		87681	
ALUM IN BULK NOT CALCINED					
100 U KINGDOM	CWT	1194	3501	4679	13968
335 GEFMANY W				1090	2363
400 U STATES		876	4246	6751	31532
		2070	7747	12520	47863
CHLORIDE OF ALUMINUM					
400 U STATES	CWT	2323	15309	8838	98881
		2323	15309	8838	98881
SULPHATE OF IRON COPPERAS					
100 U KINGDOM	CWT	22	217	135	304
335 GERMANY W				400	537
400 U STATES		1087	1728	11449	20153
		1109	1945	11984	20994
SULPHATE OF ALUMINA ALUM CAKE					
100 U KINGDOM	CWT	9272	16283	120029	196988
306 BELGIUM				404	847
335 GERMANY W				613	1103
400 U STATES		11465	21079	115458	215091
		20737	37362	236504	414029
AMMONIA NITRATE					
100 U KINGDOM	LB			3161	556
327 FRANCE				1122	155
335 GERMANY W				22046	800
400 U STATES		67850	3915	1166818	59511
		67850	3915	1193147	61022
SAL AMMONIAC					
100 U KINGDOM	LB	550	50	350618	21621
335 GERMANY W		22046	793	236539	9403
400 U STATES		1632	463	10309	2042
		24228	1306	597466	33066
SAL AMMONIAC SKIMMINGS					
100 U KINGDOM	LB			4536	273
335 GERMANY W				72750	5159
354 NETHRLNDS				33075	2261
400 U STATES		615	112	97054	10775
		615	112	207415	18468
AMMONIA COMPOUNDS N & P					
100 U KINGDOM	LB	35022	3882	486900	34973
327 FRANCE				45862	7462
335 GERMANY W		6613	1080	20081	3412
354 NETHRLNDS		4032	448	6608	737
400 U STATES		405361	23233	4538272	181056
		451028	28583	5097723	227640
AMMONIA ANHYDROUS					
400 U STATES	LB	5540070	233955	42612970	1798189
		5540070	233955	42612970	1798189
ANTIMONY SALTS TARTAR EMETIC					
100 U KINGDOM	LB			2240	1063
400 U STATES		750	415	22010	12032
		750	415	24250	13095
ARSENOUS OXIDE ARSEM SULPHIDE					
	LB				8273
COPPER SUBACETATE PRECIPITATE					
	LB				8274
COPPER SULPHATE					
100 U KINGDOM	LB			1813752	153225
400 U STATES		1500	190	148748	26117
		1500	190	1962500	189342
TIN BICHLORIDE TIN CRYSTALS					
100 U KINGDOM	LB			500	307
400 U STATES		1400	1363	5535	5261
		1400	1363	6035	5568
ZINC CHLORIDE					
100 U KINGDOM	LB	4912	557	91349	6720
400 U STATES		2025	224	140306	15397
		6937	781	231655	22117
ZINC SULPKATE					
100 U KINGDOM	LB	75015	3649	1326212	54007
306 BELGIUM				200032	5094

Articles and Countries from which Imported	MONTH OF OCTOBER 1954		TEN MONTHS ENDED OCTOBER 1954		Class Number
	Quantities	Values (\$)	Quantities	Values (\$)	
335 GERMANY W 400 U STATES			33069 519455	1819 36272	
BISMUTH SALTS	75015	3649	2078768	97192	8291
100 U KINGDOM 400 U STATES		8082		15169 13237	
LEAD ACETATE NOT GROUND	LB			28406	
100 U KINGDOM 400 U STATES	12751 400	1982 120	70962 3008	10739 766	8292
LEAD ARSENATE	13151	2102	73970	11505	
400 U STATES	LB		98168	16447	8293
LEAD NITRATE NOT GROUND	LB		98168	16447	
100 U KINGDOM 400 U STATES	51082	6928	155084 39700	20739 7040	8294
COMPOUNDS OF TETRAETHYL LEAD	51082	6928	194784	27779	
400 U STATES	LB				8295
BROMINE	1944712	711315	26706866	10023545	
400 U STATES	1944712	711315	26706866	10023545	
CHLORINE LIQUID	LB				8301
400 U STATES	284	336	24390	8880	
CHLORINE GAS	284	336	24390	8880	
400 U STATES	LB				8303
IODINE CRUDE	4876000	134522	52043034	1469391	
400 U STATES	4876000	134522	52043034	1469391	
312 CHILE 400 U STATES	2000	2231	78105 22469	93498 26311	8304
IODIZED SALTS FOR ANIMALS	2000	2231	100574	119809	
100 U KINGDOM 400 U STATES		1435		1853 14947	8305
CALCIUM ARSENATE	LB			16800	
400 U STATES			70000	3866	8311
CALCIUM CHLORIDE			70000	3866	
100 U KINGDOM 306 BELGIUM 335 GERMANY W 400 U STATES	CWT				8315
CHLORIDE OF LIME			11 6700 370	962 11686 988	
100 U KINGDOM 335 GERMANY W 354 NETHRLNDS 400 U STATES	6633	8173	146724	187746	
CHLORIDE OF LIME	6633	8173	153805	201382	
100 U KINGDOM 335 GERMANY W 354 NETHRLNDS 400 U STATES	CWT				8316
CALCIUM MOLYBDATE	3643	13744	16988	64066	
400 U STATES	99	311	99	311	
CALCIUM COMPDS NOP EXC CITRATE	517	6932	4886	79504	
100 U KINGDOM 327 FRANCE 354 NETHRLNDS 376 SWITZRLND 400 U STATES	4259	20987	22193	144475	
ARGOLS	LB				8318
CREAM OF TARTAR IN CRYSTALS	725	219	71239	47134	
100 U KINGDOM 335 GERMANY W 344 ITALY 354 NETHRLNDS 372 SPAIN 400 U STATES	725	219	71239	47134	
POTASH AND PEARL	LB				8319
327 FRANCE 335 GERMANY W 354 NETHRLNDS 400 U STATES	5461	1493	80033	11194	
POTASH BICARBONATE	1600	2080	4020	5392	
100 U KINGDOM 335 GERMANY W 354 NETHRLNDS 376 SWITZRLND 400 U STATES	1100	375	14100	3986	
POTASH BICARBONATE	309378	33984	3794246	493743	
100 U KINGDOM	317539	37832	3893399	516894	
POTASH BICARBONATE	LB				8321
POTASH BICARBONATE	2240	521	64200	15008	
100 U KINGDOM 335 GERMANY W 344 ITALY 354 NETHRLNDS 372 SPAIN 400 U STATES	11023	1863	17723 95037 7443 20943 18688	3194 16761 1370 3124 4847	8322
POTASH AND PEARL	13263	2384	224034	44304	
327 FRANCE 335 GERMANY W 354 NETHRLNDS 400 U STATES	LB				8323
POTASH BICARBONATE			10774 10263 19896	1012 670 2676	
100 U KINGDOM	12700	1191	156879	13630	
POTASH BICARBONATE	12700	1191	197812	17988	
100 U KINGDOM	LB				8325
POTASH BICARBONATE			4480	582	
100 U KINGDOM	LB				8326
POTASH BICARBONATE			4480	582	
100 U KINGDOM 335 GERMANY W 400 U STATES	42843	6022	231113	32837	
POTASH CAUSTIC	42843	6022	273318	38058	
306 BELGIUM 327 FRANCE 335 GERMANY W 354 NETHRLNDS 375 SWEDEN 400 U STATES	LB				8327
POTASH CHLORATE GROUND			4316 202027 467901 47052	421 19538 33254 3998	
376 SWITZRLND 400 U STATES	500	119	9990	2194	
POTASH CHLORATE GROUND	473615	20935	3720027	170720	
376 SWITZRLND 400 U STATES	527460	25898	4451313	230125	
POTASH CHLORATE GROUND	LB				8329
376 SWITZRLND 400 U STATES			67046	8170	
	500	95	29150	4597	
	500	95	96196	12767	

Articles and Countries from which Imported	MONTH OF OCTOBER 1954		TEN MONTHS ENDED OCTOBER 1954		Class Number
	Quantities	Values (\$)	Quantities	Values (\$)	
POTASH RED OR YELLOW PRUBBIATE	LB				8330
100 U KINGDOM			200	100	
335 GERMANY W			8809	2606	
400 U STATES			9325	3893	
	3270	1747			
	3270	1747	16334	6599	
POTASH NITRATE OR SALT PETRE	LB				8331
335 GERMANY W			537469	29325	
354 NETHRLNDS			66139	3000	
400 U STATES			202974	15288	
	55887	2983			
	55887	2983	806582	47613	
POTASH COMPOUNDS	LB				8332
100 U KINGDOM			113691	39560	
327 FRANCE			48911	13525	
335 GERMANY W			58641	5559	
354 NETHRLNDS			115049	16976	
390 GERMANY E			11245	1473	
400 U STATES			1522252	241505	
	174774	34019			
	233436	47448	1869789	318598	
CLEANING COMPOUNDS SODIUM BASE	LB				8337
100 U KINGDOM			600	60	
400 U STATES			6520924	728202	
	557950	64124			
	557950	64124	6521524	728262	
SODA BENZOATE	LB				8338
100 U KINGDOM			89600	29208	
354 NETHRLNDS			3100	775	
400 U STATES			2500	1076	
	1000	402			
	16680	5458	95200	31059	
SODA BROMIDE	LB				8339
100 U KINGDOM			7840	3054	
400 U STATES			26667	8325	
	6720	2579			
	5746	2000	34507	11379	
	12466	4579			
SODA CITRATE	LB				8340
400 U STATES			88127	21956	
	10485	2598			
	10485	2598	88127	21956	
BAKING POWDER	LB				8341
335 GERMANY W			663	307	
400 U STATES			2326	456	
	2326	456			
	2326	456	2989	763	
BORAX	LB				8342
100 U KINGDOM			1460	209	
400 U STATES			14367738	437536	
	1460	209			
	1574493	45023	14369198	437745	
	1575953	45232			
GLAUBER SALTS	LB				8343
335 GERMANY W			1992291	19580	
354 NETHRLNDS			33069	435	
400 U STATES			5736149	90775	
	331100	3000			
	22046	297	7761509	110790	
	360500	9366			
	913646	12663			
SODA ARSENIATE OR BISMARSENIATE	LB				8344
100 U KINGDOM			64772	5371	
400 U STATES			42800	20880	
	11172	923			
	11172	923	107572	26251	
SODA ASH OR BARILLA	LB				8345
100 U KINGDOM			84447742	1104946	
400 U STATES			70119662	974416	
	13965318	174557			
	1559425	25405	154567404	2079362	
	15524743	199962			
SODA BICARBONATE	LB				8346
100 U KINGDOM			4968895	84750	
400 U STATES			8589711	184723	
	600000	10609			
	876000	18750	13558606	269473	
	1476000	29359			
SODA BICHROMATE	LB				8347
100 U KINGDOM			1057900	96216	
207 UN SO AFR			150000	14769	
306 BELGIUM			4408	433	
335 GERMANY W			64886	7537	
400 U STATES			2057776	221429	
	224500	24242			
	310500	32534	3334970	340384	
SODA BISULPHATE OR NITRE CAKE	LB				8348
400 U STATES			1944520	53155	
	160000	4424			
	160000	4424	1944520	53155	
SODA BISULPHITE	LB				8349
100 U KINGDOM			205268	8774	
335 GERMANY W			13228	508	
400 U STATES			191990	9142	
	29540	1147			
	8100	365	410486	18424	
	37640	1512			
SODA CAUSTIC IN PACKAGES	LB				8350
100 U KINGDOM			769328	26411	
375 BWEDEN			20070	3168	
400 U STATES			10618547	415963	
	65144	2376			
	1500	249	11407945	445542	
	513918	22009			
	580562	24634			
SODA CAUSTIC IN SOLUTION	LT				8352
400 U STATES			187864135	2351419	
	24317711	309479			
	24317711	309479	187864135	2351419	
SODA CHLORATE	LB				8353
327 FRANCE			299936	25834	
			299936	25834	
SODIUM CYANIDE	LB				8354
100 U KINGDOM			4965336	605374	
335 GERMANY W			550000	69940	
354 NETHRLNDS			50000	6747	
400 U STATES			58221	8009	
	3240	478			
	611000	76484	5623557	690070	
SODIUM GLUTAMATE	LB				8355
347 JAPAN			213522	275672	
400 U STATES			531333	852952	
	15000	18450			
	64453	100865	744855	1128624	
	79453	119315			
SODA HYPOSULPHITE	LB				8356
100 U KINGDOM			181880	6329	
	6720	336			

Articles and Countries from which Imported	MONTH OF OCTOBER 1954		TEN MONTHS ENDED OCTOBER 1954		Class Number
	Quantities	Values (\$)	Quantities	Values (\$)	
400 U STATES			254009	14251	
SODA NITRITE	6720	336	435889	20580	8357
100 U KINGDOM	85120	3287	678692	26630	
335 GERMANY W	22046	786	96964	3480	
354 NETHRLNDS	4409	162	4409	162	
400 U STATES			105650	6748	
SODA PEROXIDE	111575	4235	885715	37020	8358
100 U KINGDOM	99900	13314	334700	44611	
335 GERMANY W			33506	5139	
400 U STATES	6000	1028	339043	62390	
SODA PHOSPHATE N O P	105900	14342	707249	112140	8359
100 U KINGDOM	2222	1599	61164	12245	
335 GERMANY W			2970	565	
400 U STATES	288024	26442	4373201	399410	
SODA PRUSSATE	290246	28041	4437335	412220	8360
100 U KINGDOM	44800	6322	44800	6322	
306 BELGIUM	66000	6632	265349	25679	
335 GERMANY W			80469	8300	
354 NETHRLNDS			80376	8291	
400 U STATES			65000	8684	
SODA SAL	110800	12954	535994	57276	8361
400 U STATES			45000	926	
SODA SILICATE			45000	926	8362
100 U KINGDOM	92000	2776	494529	15030	
335 GERMANY W			500	127	
400 U STATES	489557	17344	4108200	153129	
SODA SULPHATE CRUDE SALT CAKE	581557	20120	4603229	168286	8363
100 U KINGDOM			11029848	82619	
400 U STATES	4008906	32111	31989503	254988	
SODA SULPHIDE	4008906	32111	43019351	337607	8364
100 U KINGDOM	61152	2234	746314	31513	
400 U STATES	53705	2858	1011389	46569	
SODA SULPHITE	114857	5092	1757703	78082	8365
100 U KINGDOM	12432	557	26672	1383	
306 BELGIUM			520394	11648	
335 GERMANY W			46281	3960	
400 U STATES	125500	3562	3382025	97235	
SODIUM COMPOUNDS N O P	137932	4119	3975372	114226	8366
100 U KINGDOM	78677	7104	876551	107040	
305 AUSTRIA			38907	4011	
318 DENMARK	20000	976	364138	14858	
335 GERMANY W	46198	17445	230125	55317	
344 ITALY			3963	5793	
354 NETHRLNDS			19006	2101	
376 SWITZRLNO			353	543	
400 U STATES	2273247	122595	12545788	1098457	
SODA PHOSPHATE DISODIUM	2418122	148120	14078831	1288120	8367
400 U STATES	8000	645	70230	5298	
SODA PHOSPHATE TRISODIUM	8000	645	70230	5298	8368
100 U KINGDOM			11200	558	
400 U STATES	102000	6006	637080	33171	
SODA FLUORIDE	102000	6006	648280	33729	8369
100 U KINGDOM	4500	482	89820	9307	
400 U STATES	375	73	79865	12734	
SODA ANTIMONATE	4875	555	169685	22041	8370
400 U STATES	37010	10410	267280	70087	
ACID PHOSPHATE NOT MEDICINAL	37010	10410	267280	70087	8371
100 U KINGDOM			48400	10001	
400 U STATES	83398	9086	1751085	152745	
BARIUM PEROXIDE	83398	9086	1799485	162746	8372
HYDROGEN PEROXIDES IN SOLUTION					8373
335 GERMANY W	14300	2202	24441	3180	
400 U STATES	54720	13991	338625	93848	
MAGNESIUM CARBONATE	69020	16193	363066	97028	8374
100 U KINGDOM	106800	7885	543154	37728	
400 U STATES	5750	432	25440	2115	
MAGNESIUM SALTS COMPOUNDS NOP	112550	8317	568594	39843	8375
100 U KINGDOM	33200	6911	220994	36613	
327 FRANCE			220	434	
335 GERMANY W	23611	345	56680	870	
354 NETHRLNDS			11030	352	
400 U STATES	480449	11173	9413635	213299	
MAGNESIUM SULPHATE EPSOM SALTS	537260	18429	9702559	251568	8376
100 U KINGDOM	11200	270	110155	3192	
335 GERMANY W	296875	2751	2066481	22118	
354 NETHRLNDS	22046	272	69069	951	

Articles and Countries from which Imported		MONTH OF OCTOBER 1954		TEN MONTHS ENDED OCTOBER 1954		Class Number
		Quantities	Values (\$)	Quantities	Values (\$)	
MERCURY SALTS	400 U STATES	56000	1194	1483636	31391	8377
		386121	4487	3729341	57652	
PHOSPHORUS AND COMPOUNDS N O P	100 U KINGDOM				9017	8378
	400 U STATES		825		3971	
RADIUM			825		12988	8379
	400 U STATES	16840	2734	160715	27970	
MOLYBDENUM OXIDE		16840	2734	160715	27970	8380
	100 U KINGDOM				87173	
ETHYL CHLORIDE	303 ARABIA		24544		3000	8388
	306 BELGIUM				60000	
ACETONE	344 ITALY				450	8389
	400 U STATES		2901		92472	
ETHYLENE DICHLORIDE			27445		243095	8390
	100 U KINGDOM			456	88	
AMYL ACETATE	400 U STATES	90388	16247	364167	160107	8391
		90388	16247	364623	160195	
BLACKING SHOE LEATHER DRESSING	400 U STATES		1036	597991	68212	8392
			1036	597991	68212	
BLUEING LAUNDRY	400 U STATES		128		9159	8393
			128		9159	
CAMPOR NATURAL OR SYNTHETIC	400 U STATES					8394
	100 U KINGDOM		3044		36055	
CARBON BISULPHIDE N O P	335 GERMANY W		97		311	8395
	354 NETHRLNDS		509		1204	
CARBON TETRACHLORIDE	359 NORWAY		600		683	8396
	400 U STATES		46348		425020	
CHLOROFORM			50598		463273	8397
	400 U STATES				5966	
CYANIDE OF POTASSIUM					5966	8398
	100 U KINGDOM		1102	550	12230	
ETHYLENE GLYCOL FOR ANTIFREEZE	335 GERMANY W		14600	9106	67085	8400
	400 U STATES		15702	9656	79315	
ETHYLENE GLYCOL N O P					4451	8401
	400 U STATES		5500	385	439097	
FORMALDEHYDE			5500	385	439097	8402
	100 U KINGDOM				22596	
GLYCERINE CRUDE	400 U STATES				22596	8403
GLYCERINE FOR EXPLOSIVES	400 U STATES					8404
GLYCERINE N O P	400 U STATES					8405
INK PRINTING	100 U KINGDOM					8406
	318 DENMARK					
INK ROTOGRAVURE	335 GERMANY W					8407
	354 NETHRLNDS					
INK WRITING	400 U STATES					8407

Articles and Countries from which Imported	MONTH OF OCTOBER 1954		TEN MONTHS ENDED OCTOBER 1954		Class Number
	Quantities	Values (\$)	Quantities	Values (\$)	
400 U STATES		6624		55996	
NAPHTHALENE FLAKES AND BALLS		7921		64980	
100 U KINGDOM	LB 4480	334	580194	26481	8408
335 GERMANY W			40847	2129	
354 NETHRLNDS	171530	8637	483514	23551	
400 U STATES	1100	147	7279	1907	
NITROUS ETHER	177110	9118	1111834	54068	
400 U STATES	GAL 10	194	14	284	8409
CHEMICALS FOR SYNTHETIC RESINS	10	194	14	284	
100 U KINGDOM	LB		22724	6967	8410
306 BELGIUM	45600	7009	240455	35287	
335 GERMANY W			364442	52455	
344 ITALY	275505	40385	1254176	173879	
400 U STATES	46272	12161	487896	120741	
SULPHURIC ETHER	367377	59555	2369693	389329	
100 U KINGDOM	LB 219	108	1215	945	8411
400 U STATES	190203	25114	1053594	277880	
THEOBROMINE DIMETHYL SULPHATE	190422	25222	1054809	278825	
100 U KINGDOM	LB		20112	24634	8412
400 U STATES	5047	11600	48487	77281	
POLISH KNIFE OR OTHER N O P	5047	11600	68599	101915	
100 U KINGDOM		2459		27249	8413
234 AUSTRALIA				144	
335 GERMANY W		726		1919	
354 NETHRLNDS				502	
359 NORWAY		541		541	
375 SWEDEN				286	
376 SWITZRLND		1195		1698	
400 U STATES		16049		260663	
VANILLIN		20970		293002	
100 U KINGDOM	LB 200	923	3649	16472	8414
400 U STATES	25	73	795	2946	
ALL OTHER DRUGS	225	996	4444	19418	
CHEMICALS N O P		267813		2430928	8415
100 U KINGDOM				406	
207 UN SO AFR				4040	
215 INDIA		2866		17038	
231 HONG KONG				3356	
234 AUSTRALIA				15798	
236 NEW ZEAL				1007	
305 AUSTRIA				6056	
306 BELGIUM		137		3541	
317 CZECHO S				4676	
318 DENMARK		330		86529	
327 FRANCE		4783		306054	
335 GERMANY W		45250		375	
340 HUNGARY				7890	
344 ITALY		1476		50030	
347 JAPAN		783		141398	
354 NETHRLNDS		15974		2042	
359 NORWAY				216	
372 SPAIN				18227	
375 SWEDEN		442		396098	
376 SWITZRLND		47439		1459	
381 ALASKA		153		1130	
384 P RICO				30231299	
400 U STATES		2835849		33729593	
MATERIALS N O P FOR PLASTICS		3223295			8422
100 U KINGDOM		799		27253	
327 FRANCE				608	
335 GERMANY W				28753	
359 NORWAY				6308	
376 SWITZRLND				28963	
400 U STATES		369111		3129794	
CASINGS SYNTHETIC FOR MEATS		369910		3221679	
335 GERMANY W	LB		603	992	8423
400 U STATES	28922	39854	315601	437439	
TUNGSTEN CARBIDE IN TUBES	28922	39854	316204	438431	
400 U STATES		4827		81865	8425
BUTADIENE		4827		81865	
400 U STATES		38739		1040645	8428
ETHYL BENZENE		38739		1040645	
400 U STATES	GAL		240086	274358	8429
GASOLINE ANTI OXIDANTS			240086	274358	
400 U STATES	LB		218699	185291	8430
SYNTHETIC RESIN GLUE	27850	23671	218699	185291	
100 U KINGDOM	LB		3364	949	8431
335 GERMANY W	661	263	4618	1791	
376 SWITZRLND			145	108	
400 U STATES	137999	54580	1236238	371681	
	138660	54843	1244365	374529	

Articles and Countries from which imported	MONTH OF OCTOBER 1954		TEN MONTHS ENDED OCTOBER 1954		Class Number
	Quantities	Values (\$)	Quantities	Values (\$)	
RIBOFLAVIN 400 U STATES		46794		304649	8432
YEAST DEAD OR INACTIVE 400 U STATES	LB	21795	267801	117492	8433
CATALYSTS PETROLEUM REFINING 100 U KINGDOM 400 U STATES		227188	267801	117492	8434
FATTY ALCOHOLS 100 U KINGDOM 306 BELGIUM 327 FRANCE 354 NETHRLNDS 400 U STATES		227188		2774 2498522 2501296	8435
MATERIALS NOP FOR CHRDM OXIDE		48863		967398	8436
FLUORESCENT COATING OR POWDER 400 U STATES	LB	2319	67414	283058	8437
CELLULOSE ESTERS NO ADMIXTURE 400 U STATES		2319	67414	283058	8500
CELLULOSE COMPS MDULDN ETC 400 U STATES		129752		1088986	8530
CELLULOSE PLASTICS FOAMD EXPND 400 U STATES		129752		1088986	8550
CELLULOSE COMPOUNDS M O P 400 U STATES		37281		399676	8570
CELLULOSE PLASTIC PRIM SHAPES 100 U KINGDOM 335 GERMANY W 344 ITALY 400 U STATES		7748		30560	8600
CELLUL PLAST SHAPES REINFORCED 100 U KINGDOM 335 GERMANY W 400 U STATES		7748		30560	8630
LAMINATD MOULDED CELL PLASTICS 100 U KINGDOM 400 U STATES		3274		31305	8650
CELL NITRATE ENGRAVING SHEETS 400 U STATES		3274		31305	8670
MFRS OF CELLULOSE PLASTICS NOP 100 U KINGDOM 231 HONG KONG 327 FRANCE 335 GERMANY W 344 ITALY 347 JAPAN 354 NETHRLNDS 400 U STATES		180 1048 2093 96591 99912		18000 6468 35236 857165 916869	8700
MFRS OF REGEN CELLULOSE NOP 100 U KINGDOM 326 FINLAND 335 GERMANY W 354 NETHRLNDS 375 SWEDEN 376 SWITZRLND 400 U STATES		184 32928 33112		2102 80 398552 400734	8720
SYNTHETIC RESINS NO ADMIXTURE 100 U KINGDOM 335 GERMANY W 359 NORWAY 376 SWITZRLNO 400 U STATES		11536		1919 151995 153914	8750
SYNTHETIC RESINS IN SOLUTIONS 327 FRANCE 335 GERMANY W 400 U STATES		11536		153914	8770
SYNTH RESIN COMPS MDULDN ETC 100 U KINGDOM 400 U STATES		6937		91721	8800
SYNTH RESINS FOAMED EXPANDED 100 U KINGDOM 335 GERMANY W 354 NETHRLNDS 400 U STATES		6937		91721	8830
SYNTH RESIN COMPOSITIONS NOP 400 U STATES		28876		159290	8850
		155283		1256192	
		8050		192233	
		4209		857	
		1618		2080	
		3778		7793	
		3533572		4684	
		3543177		1585	
		283		810107	
		2537		1019339	
		245406		311491	
		248226		7166	
		15560		27574	
		271033		3063	
		286593		10800781	
		896		11150075	
		2637		283	
		41983		7368	
		45516		2897454	
		92593		2905105	
		92593		84840	
				3292102	
				3376942	
				1828	
				1965	
				3320	
				259910	
				267023	
				865238	
				865238	

Articles and Countries from which Imported	MONTH OF OCTOBER 1954		TEN MONTHS ENDED OCTOBER 1954		Class Number
	Quantities	Values (\$)	Quantities	Values (\$)	
SYNT OR PROT PLAST PRIM SHAPES					8870
100 U KINGDOM		35527		314633	
318 DENMARK				2297	
327 FRANCE				1227	
335 GERMANY W		4062		66198	
354 NETHRLNDS		127		127	
400 U STATES		40253		4666379	
		442665		5050861	
SYNTH RESIN SHAPES REINFORCED					8900
100 U KINGDOM				934	
400 U STATES		76466		914239	
		76466		915173	
LAMIN PLASTICS SYN RES BONDED					8930
100 U KINGDOM		2628		127079	
400 U STATES		40858		349838	
		43486		476917	
MFRS OF SYNT RES OR PROT PLAST					8950
100 U KINGDOM		12862		179861	
231 HONG KONG		451		1197	
234 AUSTRALIA				521	
305 AUSTRIA				5318	
306 BELGIUM				2345	
318 DENMARK		60		1607	
327 FRANCE				17191	
335 GERMANY W		3913		40738	
344 ITALY		163		8648	
347 JAPAN		1675		13384	
354 NETHRLNDS		1649		10406	
359 NORWAY				52	
375 SWEDEN		281		2796	
376 SWITZRLND				2173	
400 U STATES		877869		7347629	
		898923		7633866	

Articles and Countries from which Imported	MONTH OF OCTOBER 1954		TEN MONTHS ENDED OCTOBER 1954		Class Number
	Quantities	Values (\$)	Quantities	Values (\$)	
GROUP 9					
MISCELLANEOUS COMMODITIES					
FILM FOR REPRODUCTION					
	FEET				
100 U KINGDOM	29309	1588	366124	17779	9000
207 UM SO AFR			27290	1407	
234 AUSTRALIA	8091	461	15449	1046	
327 FRANCE	42714	2780	419974	27573	
400 U STATES	204374	12690	3331686	174525	
	284488	17519	4160523	222330	
BAGATELLE OR OTHER GAME BOARDS					
100 U KINGDOM		14274		64465	9001
327 FRANCE				680	
335 GERMANY W		182		1175	
375 SWEDEN		853		16572	
400 U STATES		218914		1330996	
		234223		1413888	
BALLS CUES CUE RACKS CUE TIPS					
100 U KINGDOM		90		24526	9002
327 FRANCE				3467	
400 U STATES		903		6147	
		993		34140	
BILLIARD TABLES					
400 U STATES	NO		26	7668	9003
			26	7668	
BALLS TENNIS					
100 U KINGDOM	00Z		24937	64835	9004
400 U STATES			50	249	
			24987	65084	
BALLS ALL KINDS NOP FOR SPORTS					
100 U KINGDOM		4185		47638	9005
215 INDIA		381		3568	
216 PAKISTAN		1741		9486	
234 AUSTRALIA				8488	
236 NEW ZEAL				584	
306 BELGIUM				3021	
327 FRANCE		1618		5749	
335 GERMANY W		113		2044	
344 ITALY		299		507	
347 JAPAN		476		1769	
354 NETHRLNDS		577		6774	
400 U STATES		17094		213176	
		26484		302804	
FILMS X RAY					
100 U KINGDOM		12075		104308	9006
306 BELGIUM		2457		417771	
375 SWEDEN				4419	
400 U STATES		115540		1518455	
		130072		2044953	
GUN COVERS GAME BAGS					
100 U KINGDOM				95	9007
400 U STATES		2815		15381	
		2815		15476	
CRICKET BATS BALLS GLOVES					
100 U KINGDOM		170		8074	9008
234 AUSTRALIA				362	
400 U STATES				637	
		170		9073	
DOLLS					
100 U KINGDOM		19484		131919	9009
231 HONG KONG				174	
327 FRANCE				1212	
335 GERMANY W		3660		26592	
344 ITALY		1318		34945	
347 JAPAN		2093		31717	
348 KOREA				82	
354 NETHRLNDS		1445		5884	
365 POLAND				5394	
372 SPAIN				1280	
390 GERMANY E		342		2787	
400 U STATES		43964		207442	
		72306		449428	
FILMS PHOTOGRAPHERS					
100 U KINGDOM		1261		68772	9010
306 BELGIUM		5449		82105	
327 FRANCE				12399	
335 GERMANY W		1770		3708	
347 JAPAN		72		581	
400 U STATES		128598		1130847	
		137150		1298412	
FILMS CINEMATOGRAPH POSITIVES					
	FEET				
100 U KINGDOM	557281	30759	3340062	230751	9011
215 INDIA	10955	876	55341	5086	
225 TRINIOAO			40365	3230	
234 AUSTRALIA	21918	471	21918	471	
305 AUSTRIA			20501	1996	
306 BELGIUM	2296	194	27588	1214	
317 CZECHO S			14334	396	
326 FINLAND			10850	783	
327 FRANCE	1012679	38874	7847098	397877	
335 GERMANY W	42250	2959	161466	12646	
344 ITALY	1690	128	59694	5885	
347 JAPAN			25084	1826	
352 MEXICO			840	177	

Articles and Countries from which Imported			MONTH OF OCTOBER 1954		TEN MONTHS ENDED OCTOBER 1954		Class Number
			Quantities	Values (\$)	Quantities	Values (\$)	
354	NETHRLNDS	2356	188	12894	1313		
376	SWITZRLND	1300	118	49279	4165		
380	USSR	21414	1713	242568	19502		
383	HAWAII			3100	148		
400	U STATES	4334438	312740	39741707	2789317		
		6008577	389020	51674689	3476783		
FILMS FOR AERIAL PHOTOGRAPHY							
400	U STATES		833		56902		9012
FISHING RODS							
100	U KINGDOM		561		31313		9013
327	FRANCE				2160		
335	GERMANY W		75		2835		
347	JAPAN		233		17238		
359	NORWAY				108		
375	SWEDEN				2890		
376	SWITZRLND				243		
400	U STATES		9904		378925		
			10773		435712		
GOLF CLUBS AND FINISHED PARTS							
100	U KINGDOM		1715		17242		9014
400	U STATES		6970		144810		
			8685		162052		
MECHANICAL TOYS OF METAL							
100	U KINGDOM		49751		191198		9016
318	DENMARK		971		1676		
327	FRANCE				439		
335	GERMANY W		53539		437541		
344	ITALY		717		1269		
347	JAPAN		71798		440357		
376	SWITZRLND				362		
390	GERMANY E		126		126		
400	U STATES		113922		609486		
			290824		1682454		
METAL JUVENILE CONSTR SETS							
100	U KINGDOM		24021		157787		9017
335	GERMANY W				3653		
400	U STATES		1475		12735		
			25496		174175		
TOYS OF ALL KINDS N D P							
100	U KINGDOM		179461		1004512		9018
207	UN SO AFR		2049		21383		
231	HONG KONG				5360		
234	AUSTRALIA		428		1114		
305	AUSTRIA		1558		13415		
306	BELGIUM		3032		23738		
318	DENMARK		8507		33097		
327	FRANCE		405		7197		
335	GERMANY W		46883		310756		
340	HUNGARY		1126		1126		
344	ITALY		1527		17012		
347	JAPAN		53776		679237		
352	MEXICO				100		
354	NETHRLNDS		5497		26193		
375	SWEDEN		6644		44008		
376	SWITZRLND				1185		
390	GERMANY E		6728		30918		
400	U STATES		486737		2987244		
			804358		5207595		
SPORTSMENS FISHING TACKLE NOP							
100	U KINGDOM		5392		270361		9019
231	HONG KONG				3494		
234	AUSTRALIA				7199		
305	AUSTRIA				116		
317	CZECHO S		141		2035		
327	FRANCE		5088		129823		
335	GERMANY W		2712		61777		
344	ITALY				11365		
347	JAPAN		2662		31468		
359	NORWAY		4568		43647		
372	SPAIN				3950		
375	SWEDEN		122		19338		
376	SWITZRLND		216		20319		
400	U STATES		55605		1816924		
			76506		2421816		
FILMS CINEMATOGRAPH NEGATIVE							
100	U KINGDOM				55		9020
306	BELGIUM				6905		
335	GERMANY W		278		278		
400	U STATES		30887		123870		
			31165		131108		
BRUSHES ARTISTS							
100	U KINGDOM		3348		44597		9021
327	FRANCE		324		1931		
335	GERMANY W		97		15935		
347	JAPAN		460		1825		
400	U STATES		2241		37141		
			6470		101429		
BRUSHES PAINT AND VARNISH							
100	U KINGDOM		4255		85550		9022
335	GERMANY W				1381		
347	JAPAN				118		
359	NORWAY				377		
400	U STATES		882		24345		
			5137		111771		
BRUSHES TODTH							
100	U KINGDOM	002	162	285	45820	46393	9023

Articles and Countries from which Imported	MONTH OF OCTOBER 1954		TEN MONTHS ENDED OCTOBER 1954		Class Number
	Quantities	Values (\$)	Quantities	Values (\$)	
231 HONG KONG	4 332	12 331	28 376	8 334	9 024
335 GERMANY W			100	170	
400 U STATES	4 046	5 044	7 802 9	7 107 8	
BRUSHES TOILET N O P	8 540	6 560	1 52 325	1 25 975	
100 U KINGDOM		12 860		94 900	
231 HONG KONG		533		533	
306 BELGIUM				992	
327 FRANCE		5 100		5 380 5	
335 GERMANY W		5 000		2 765 9	
344 ITALY		400		1 446	
354 NETHRLNDS		925		60 32	
376 SWITZRLND				13 38	
390 GERMANY E				375	
400 U STATES		31 061		152 012	
		5 587 9		3 390 92	
BRUSHES ALL OTHER N O P					9 025
100 U KINGDOM		22 584		11 379 6	
231 HONG KONG		113		299	
306 BELGIUM				2001	
327 FRANCE		118		2571	
335 GERMANY W		1 139		9044	
347 JAPAN				466	
354 NETHRLNDS		1202		8858	
365 POLAND				724	
376 SWITZRLND		152		981	
400 U STATES		41 154		382 933	
		6 646 2		52 167 3	
PACKAGES CONTAINING GOODS N O P					9 033
100 U KINGDOM		139 160		174 112 4	
203 B E AFR		32		130	
207 UN SO AFR		10		35	
215 INDIA		3 408		170 41	
216 PAKISTAN				1424	
217 CEYLDN		512		4802	
218 MALAYA		57		313	
219 BEI OTHER				4	
223 BARBADOS		138		138	
224 JAMAICA				120	
225 TRINIDAD				1125	
227 BAHAMAS		565		3662	
228 LEEW WIND				200	
231 HONG KONG		7702		70410	
232 MALTA				16	
234 AUSTRALIA		3573		12948	
235 FIJI				2	
236 NEW ZEAL		52		2391	
304 ARGENTINA		328		63490	
305 AUSTRIA		327		7776	
306 BELGIUM		8969		85995	
309 BRAZIL		21		37	
313 CHINA				194	
314 COLOMBIA				299	
316 CUBA		27		5421	
317 CZECHO S		5956		54267	
318 DENMARK		4315		16354	
326 FINLAND		1193		12057	
327 FRANCE		2288		91679	
335 GERMANY W		30183		270614	
336 GREECE				104	
337 GUATEMALA				262	
338 HAITI				266	
340 HUNGARY		307		1073	
342 IRAN		9		1698	
344 ITALY		20793		121693	
347 JAPAN		34858		336144	
352 MEXICO		21		52475	
353 MOROCCO				1222	
354 NETHRLNDS		20639		239217	
355 INDONESIA				516	
358 NICARAGUA				286	
359 NORWAY		269		2104	
360 ISRAEL				29	
362 PARAGUAY				6228	
365 POLAND		358		7161	
366 PORTUGAL		133		2163	
367 AZORES		54		1257	
372 SPAIN		653		2858	
375 SWEDEN		6753		52347	
376 SWITZRLND		3246		60041	
381 ALASKA				167	
386 URUGUAY		221		12223	
389 IRELAND		146		156	
390 GERMANY E		1622		11005	
391 LEBANON				49	
392 SYRIA				48	
400 U STATES		12 364 6		33 651 31	
		42 254 4		67 419 91	
PACKAGES BARRELS AND CASKS					9 034
100 U KINGDOM		2020		15755	
207 UN SO AFR		2065		16587	
221 B GUIANA		521		9002	
223 BARBADOS		216		1492	
224 JAMAICA		442		6619	
225 TRINIDAD		72		267	
231 HONG KONG		88		332	
232 MALTA		1076		2121	

IMPORTS INTO CANADA FOR CONSUMPTION

Articles and Countries from which Imported	MONTH OF OCTOBER 1954		TEN MONTHS ENDED OCTOBER 1954		Class Number
	Quantities	Values (\$)	Quantities	Values (\$)	
234 AUSTRALIA		2503		13215	
306 BELGIUM				744	
316 CUBA		991		991	
318 DENMARK				280	
327 FRANCE		126		4802	
328 FR AFRICA				5040	
335 GERMANY W		12		95	
336 GREECE		4		516	
344 ITALY				342	
347 JAPAN				214	
354 NETHRLNDS				442	
359 NORWAY		281		3371	
361 PANAMA				490	
366 PORTUGAL		355		2825	
372 SPAIN		16		830	
389 IRELAND				1192	
400 U STATES		11050		73062	
		21838		160526	
PACKAGES BOTTLES AND CARBOYS					9035
100 U KINGDOM		46725		302217	
207 UN SO AFR		565		4179	
208 BSA DTHR				70	
215 INDIA		2		2	
221 B GUIANA		629		3003	
223 BARBADOS		2002		13654	
224 JAMAICA		865		7324	
225 TRINIDAD		1533		11771	
228 LEEW WIND		15		66	
231 HONG KONG				441	
234 AUSTRALIA		1956		18471	
306 BELGIUM		72		142	
313 CHINA				8	
315 C RICA				200	
316 CUBA		477		1698	
318 DENMARK		190		1411	
324 ESTONIA				14	
327 FRANCE		10232		61616	
328 FR AFRICA		266		2184	
335 GERMANY W		208		2670	
336 GREECE		42		1073	
340 HUNGARY				95	
344 ITALY		2304		15613	
347 JAPAN				150	
352 MEXICO				6	
354 NETHRLNDS		1210		7030	
359 NORWAY				122	
360 ISRAEL				217	
366 PORTUGAL		1466		8635	
367 AZORES		58		226	
372 SPAIN		1054		5766	
375 SWEDEN		12		97	
376 SWITZRLND		21		304	
383 HAWAII		6		6	
384 P RICO		2035		9353	
388 YUGO SLAV		8		145	
389 IRELAND				113	
400 U STATES		2312		22625	
		76265		502717	
PACKAGES CONTAINING MACHINERY					9036
100 U KINGDOM		10200		96469	
306 BELGIUM		2		3237	
317 CZECHO S				81	
318 DENMARK				87	
327 FRANCE				1620	
335 GERMANY W		502		10245	
344 ITALY				349	
347 JAPAN		124		240	
354 NETHRLNDS				220	
359 NORWAY				3	
375 SWEDEN		123		9322	
376 SWITZRLND		414		25046	
390 GERMANY E		88		88	
400 U STATES		1909		67238	
		13362		214245	
ORTHOPEDIC BRACES AND PARTS					9050
100 U KINGDOM				487	
400 U STATES		5442		55066	
		5442		55553	
EFFECTS LEFT BY BEQUEST					9051
100 U KINGDOM		9395		154969	
203 B E AFR				100	
207 UN SO AFR				284	
227 BAHAMAS				600	
231 HONG KONG				100	
234 AUSTRALIA				200	
236 NEW ZEAL				385	
305 AUSTRIA		300		380	
306 BELGIUM				100	
318 DENMARK		374		1194	
327 FRANCE				6996	
335 GERMANY W		937		3518	
344 ITALY				300	
347 JAPAN		500		500	
354 NETHRLNDS		35		3643	
359 NORWAY				1090	
375 SWEDEN				375	

Articles and Countries from which Imported	MONTH OF OCTOBER 1954		TEN MONTHS ENDED OCTOBER 1954		Class Number
	Quantities	Values (\$)	Quantities	Values (\$)	
376 SWITZRLND				1486	
379 TURKEY				100	
381 ALASKA		100		100	
383 HAWAII		50		50	
389 IRELAND				139	
400 U STATES		15731		181315	
		27422		357924	
APPLIANCES BOOTS FOR CRIPPLES					9052
100 U KINGDOM				81	
400 U STATES		611		5045	
		611		5126	
ARTIFICIAL LIMBS AND PARTS					9053
100 U KINGDOM		182		10642	
335 GERMANY W		556		932	
375 SWEDEN				149	
400 U STATES		5874		82197	
		6612		93920	
BEAD ORNAMENTS					9055
100 U KINGDOM		879		2841	
306 BELGIUM				583	
335 GERMANY W		102		494	
344 ITALY				724	
347 JAPAN		64		7522	
390 GERMANY E				364	
400 U STATES		2791		16027	
		3836		28555	
BELTS M & P					9056
100 U KINGDOM		2698		18614	
215 INDIA		168		1354	
231 HONG KONG		251		2074	
305 AUSTRIA		150		209	
317 CZECHOS		480		480	
318 DENMARK		291		291	
327 FRANCE		5685		21204	
335 GERMANY W		187		1591	
344 ITALY				606	
352 MEXICO				1329	
354 NETHRLNDS				1250	
376 SWITZRLND				144	
400 U STATES		19419		170479	
		29329		219625	
BLIMOS NOT TEXTILE OR PAPER					9057
347 JAPAN		371		45250	
400 U STATES		535		13139	
		906		58389	
BOOT SHOE SHIRT STAY LACES					9058
100 U KINGDOM		111		2992	
347 JAPAN		3149		5036	
360 ISRAEL				324	
400 U STATES		974		11212	
		4234		19564	
BOOTS SHOES AND SLIPPERS FELT	PAIR				9059
100 U KINGDOM	32700	29942	80323	67132	
231 HONG KONG	946	322	2470	1043	
354 NETHRLNDS	3140	3241	17961	15101	
400 U STATES	2218	1849	13602	13027	
	39004	35354	114356	96303	
BOOTS SHOES AND SLIPPERS N O P	PAIR				9060
100 U KINGDOM	30180	32470	139599	162372	
231 HONG KONG	7792	3299	70261	33863	
317 CZECHOS			1450	681	
327 FRANCE			2443	1956	
335 GERMANY W	460	467	3347	3616	
338 HAITI			2412	6085	
344 ITALY	180	78	6389	8946	
347 JAPAN	29282	15506	255217	112501	
354 NETHRLNDS	19477	18410	192695	168026	
372 SPAIN	80	100	1199	1188	
388 YUGO SLAV			650	646	
392 SYRIA			1000	1200	
400 U STATES	36085	43056	410999	538687	
	123536	113386	1087661	1039767	
BROOMS AND WHISKS					9061
100 U KINGDOM				107	
231 HONG KONG				199	
340 HUNGARY		3566		10700	
344 ITALY		3057		14089	
354 NETHRLNDS				174	
400 U STATES		4983		40729	
		11606		65998	
BUTTONS SHOE PAPIER MACHE					9062
335 GERMANY W				51	
400 U STATES				3239	
				3290	
BUTTONS SHOE N O P					9063
335 GERMANY W				73	
400 U STATES		1510		9721	
		1510		9794	
BUTTONS VEGETABLE IVORY	GROSS				9064
400 U STATES	34	320	230	506	
	34	320	230	506	
BUTTONS COLLAR AND CUFF	GROSS				9065
100 U KINGDOM	41	1244	196	5030	
305 AUSTRIA			140	7303	
306 BELGIUM			14	519	
318 DENMARK			2	228	

Articles and Countries from which Imported	MONTH OF OCTOBER 1954		TEN MONTHS ENDED OCTOBER 1954		Class Number
	Quantities	Values (\$)	Quantities	Values (\$)	
335 GERMANY W	10	832	160	6998	
347 JAPAN	4	70	6	158	
376 SWITZRLND			8	434	
400 U STATES	741	29336	7046	192224	
BUTTONS N O P	796	31482	7572	212894	
	GROSS				9066
100 U KINGDOM	1324	2730	16336	33692	
305 AUSTRIA			909	969	
317 CZECHO S	2516	2828	9879	8219	
318 DENMARK			19	566	
327 FRANCE			360	1627	
335 GERMANY W	2819	2272	41643	36158	
344 ITALY	35	340	349	3209	
347 JAPAN	7188	5340	365770	217898	
354 NETHRLNDS	41	328	2228	7454	
375 SWEDEN			2	115	
376 SWITZRLND			35	93	
390 GERMANY E			48	140	
400 U STATES	112714	58815	913421	610311	
CASES BOXES DESKS FANCY	126637	72653	1350999	920451	9067
100 U KINGDOM		52617		302519	
215 INDIA		136		1206	
231 HONG KONG				567	
234 AUSTRALIA				50	
305 AUSTRIA				1316	
306 BELGIUM		1241		5610	
316 CUBA				391	
317 CZECHO S		515		1993	
318 DENMARK				534	
327 FRANCE		4286		26679	
335 GERMANY W		13906		131490	
344 ITALY		923		22438	
347 JAPAN		1814		25798	
348 KOREA				429	
352 MEXICO		1119		2368	
353 MOROCCO		322		538	
354 NETHRLNDS		12218		44400	
359 NORWAY				649	
372 SPAIN		65		828	
375 SWEDEN				510	
376 SWITZRLND		1397		8105	
390 GERMANY E		145		1000	
400 U STATES		192895		1155566	
CHARITABLE DONATIONS		283599		1734984	9068
100 U KINGDOM				250	
327 FRANCE				50	
400 U STATES		2154		24643	
COMBS TOILET DRESSING FANCY		2154		24943	9069
100 U KINGDOM		4067		19305	
306 BELGIUM				57	
327 FRANCE		67		1827	
335 GERMANY W		2025		8157	
344 ITALY		58		259	
376 SWITZRLND				1688	
400 U STATES		4733		44177	
APPLIANCES FOR THE DEAF PARTS		10950		75470	9070
100 U KINGDOM		1080		9813	
318 DENMARK		627		3523	
335 GERMANY W				491	
400 U STATES		128202		1391904	
FANS		129909		1405731	9071
231 HONG KONG				272	
347 JAPAN				4716	
400 U STATES				930	
INSOLES OF ALL KINDS				5918	9072
100 U KINGDOM		199		9197	
335 GERMANY W		357		1029	
400 U STATES		291		15314	
JEWELLERY N O P		847		25540	9073
100 U KINGDOM		20326		181778	
207 UN SO AFR				968	
215 INDIA		5617		17082	
217 CEYLON				1503	
221 B GUIANA		118		118	
231 HONG KONG		1977		10093	
234 AUSTRALIA				491	
235 FIJI				192	
305 AUSTRIA		6398		59989	
306 BELGIUM		60		248	
316 CUBA				103	
317 CZECHO S		13847		136812	
318 DENMARK		219		5510	
327 FRANCE		5133		69647	
335 GERMANY W		56138		587304	
336 GREECE		262		262	
337 GUATEMALA		65		65	
341 ICELAND		123		123	
344 ITALY		4498		44753	
347 JAPAN		19007		222081	
352 MEXICO		2793		14383	

Articles and Countries from which Imported	MONTH OF OCTOBER 1954		TEN MONTHS ENDED OCTOBER 1954		Class Number	
	Quantities	Values (\$)	Quantities	Values (\$)		
354 NETHRLMDS		363		7592		
359 NORWAY				2057		
366 PORTUGAL				518		
371 THAILAND				3840		
372 SPAIN				4063		
375 SWEDEN		220		220		
376 SWITZRLND		553		15571		
388 YUGO SLAV				413		
390 GERMANY E				6693		
400 U STATES		303542		2542122		
		441259		3936584		
MATS DOOR OR CARRIAGE N O P						
400 U STATES				2014	9074	
MATTRESSES				2014		
100 U KINGDOM		1809		101438	9075	
335 GERMANY W				7450		
354 NETHRLNDS				1473		
381 ALASKA				875		
400 U STATES		15852		54203		
		17661		165439		
PICTURE AND PHOTOGRAPH FRAMES						
100 U KINGDOM		947		17847	9076	
215 INDIA				447		
231 HONG KONG		103		388		
305 AUSTRIA		878		2181		
306 BELGIUM				183		
317 CZECHO S		127		255		
318 DENMARK		6543		9402		
327 FRANCE		180		1198		
335 GERMANY W		794		5346		
344 ITALY		540		20082		
347 JAPAN				1338		
352 MEXICO		247		1728		
354 NETHRLNDS				3406		
372 SPAIN				218		
400 U STATES		29362		264273		
		39721		328292		
POCKET BOOKS PORTFOLIOS PURSES						
100 U KINGDOM		71026		485768	9077	
215 INDIA		375		2840		
218 MALAYA				146		
224 JAMAICA				1797		
231 HONG KONG		247		4746		
234 AUSTRALIA		589		855		
304 ARGENTINA				279		
305 AUSTRIA		1377		7910		
306 BELGIUM		4849		15734		
316 CUBA		5264		24146		
317 CZECHO S				2416		
327 FRANCE		9743		110311		
328 FR AFRICA				303		
335 GERMANY W		17947		118408		
337 GUATEMALA				1522		
338 HAITI				315		
344 ITALY		4282		81112		
347 JAPAN		2569		19383		
352 MEXICO		4926		12649		
353 MOROCCO		103		8461		
354 NETHRLNDS		4839		28323		
372 SPAIN		4224		7830		
375 SWEDEN		735		3472		
376 SWITZRLNO		889		44436		
390 GERMANY E				276		
400 U STATES		182246		1663317		
		316230		2646755		
REFRIGERATORS ELECTRIC N O P						
100 U KINGDOM	NO	61	4383	1631	120165	9078
335 GERMANY W				20	973	
375 SWEDEN				3	414	
400 U STATES		3228	489144	99496	16741992	
		3289	493527	101150	16863544	
REFRIGERATORS N O P						
100 U KINGDOM	NO	6	491	42	3425	9079
306 BELGIUM				3	472	
400 U STATES		48	4132	2772	375953	
		54	4623	2817	379850	
REGALIA AND BADGES						
100 U KINGDOM			4691		53121	9080
215 INDIA			112		2815	
216 PAKISTAN					635	
231 HONG KONG					500	
327 FRANCE			1237		3026	
335 GERMANY W			687		8345	
344 ITALY					524	
347 JAPAN			274		641	
354 NETHRLNDS			376		751	
400 U STATES			3081		49630	
			10458		119988	
SHADES LAMP N O P SHADE HOLDERS						
100 U KINGDOM			125		872	9081
231 HONG KONG			1127		1875	
318 DENMARK			633		1202	
326 FINLAND					708	
327 FRANCE					114	
335 GERMANY W			246		434	

Articles and Countries from which Imported	MONTH OF OCTOBER 1954		TEN MONTHS ENDED OCTOBER 1954		Class Number
	Quantities	Values (\$)	Quantities	Values (\$)	
344 ITALY				226	
347 JAPAN				1766	
354 NETHRLNDS				233	
372 SPAIN				230	
400 U STATES		12507		123422	
		14638		131082	
SPECTACLE FRAMES AND PARTS NOP					9082
100 U KINGDOM		738		14253	
305 AUSTRIA		1456		1456	
327 FRANCE		76		11439	
335 GERMANY W		17102		127129	
344 ITALY				463	
347 JAPAN				2371	
400 U STATES		199001		1695681	
		218373		1852792	
PARTS FOR SPECTACLE FRAMES					9083
400 U STATES		31906		291006	
		31906		291006	
TOBACCO PIPES SMOKERS SETS					9084
100 U KINGDOM		16791		75285	
231 HONG KONG				105	
232 MALTA				229	
305 AUSTRIA		564		4272	
317 CZECHO S				440	
327 FRANCE		6303		58896	
335 GERMANY W		485		5632	
344 ITALY		7942		41430	
347 JAPAN				714	
354 NETHRLNDS		51		220	
376 SWITZRLND				412	
400 U STATES		20316		115236	
		52452		302871	
TOBACCO POUCHES CIGARETTE CASE					9085
100 U KINGDOM		3908		27293	
231 HONG KONG				279	
305 AUSTRIA				56	
317 CZECHO S				821	
327 FRANCE				1344	
335 GERMANY W		661		5883	
344 ITALY				530	
347 JAPAN		1485		5245	
400 U STATES		1416		16678	
		7470		58129	
TOILET AND MANICURE SETS					9086
100 U KINGDOM		1932		9547	
305 AUSTRIA				2343	
335 GERMANY W		15212		47419	
400 U STATES		6954		34291	
		24098		93600	
TRUNKS AND VALISES					9087
100 U KINGDOM		23784		243362	
215 INDIA		991		991	
231 HONG KONG				213	
305 AUSTRIA				413	
306 BELGIUM		240		1806	
317 CZECHO S		1208		13056	
327 FRANCE				6731	
335 GERMANY W		2593		17974	
344 ITALY				888	
347 JAPAN		124		1016	
354 NETHRLNDS		416		8875	
375 SWEDEN		3917		47190	
376 SWITZRLND		79		544	
400 U STATES		45709		478772	
		79061		821831	
UMBRELLAS PARASOLS SUNSHADES					9088
100 U KINGDOM		576		6011	
231 HONG KONG				615	
305 AUSTRIA		287		1018	
306 BELGIUM				1797	
317 CZECHO S				2249	
327 FRANCE				542	
335 GERMANY W		2076		7749	
344 ITALY				1891	
347 JAPAN		269		8717	
354 NETHRLNDS				8318	
376 SWITZRLND				1836	
400 U STATES		5467		113155	
		8675		153898	
WINDOW SHADE OR BLIND ROLLERS					9090
375 SWEDEN				10079	
400 U STATES		4866		21029	
		4866		31108	
REFRIGERATOR PARTS					9091
100 U KINGDOM		15459		288072	
318 DENMARK				498	
327 FRANCE				8253	
375 SWEDEN				1439	
400 U STATES		843232		13804662	
		858691		14102924	
HOME OR FARM FREEZERS ELECTRIC	NO				9092
400 U STATES		1725	363019	21047	4387881
		1725	363019	21047	4387881
MINERAL MEDICINAL AERATED WATER					9103
100 U KINGDOM				1754	
327 FRANCE		72584		164469	
335 GERMANY W				4221	

Articles and Countries from which Imported	MONTH OF OCTOBER 1954		TEN MONTHS ENDED OCTOBER 1954		Class Number
	Quantities	Values (\$)	Quantities	Values (\$)	
344 ITALY		385		385	
400 U STATES		657		29622	
ACCORIONS CONCR TNAS		73626		200451	
MELOOEONS	NO				9110
100 U KINGDOM			21	1167	
231 HONG KONG			120	1053	
335 GERMANY W	577	10830	7140	106421	
344 ITALY	2547	113400	8881	419371	
354 NETHRLNOS			4	741	
359 NORWAY	1	300	3	817	
375 SWEODN			6	751	
376 SWITZRLND	58	1179	611	8149	
390 GERMANY E			915	5376	
400 U STATES	187	7989	697	43998	
BRASS BANO INSTRUMENTS	3370	133698	18398	587844	
100 U KINGOOM		12693		140624	9111
216 PAKISTAN				366	
231 HONG KONG				80	
306 BELGIUM				696	
317 CZECHO S		817		21233	
327 FRANCE		5970		49898	
335 GERMANY W		88		7376	
344 ITALY		102		9470	
354 NETHRLNOS		1107		5568	
379 TURKEY				1087	
390 GERMANY E				65	
400 U STATES		21816		156021	
HARPS		42593		392484	
400 U STATES	NO				9113
CABINET ORGANS			6	5395	
100 U KINGOOM	NO		6	5395	9114
400 U STATES			4	926	
PIPE ORGANS		827	61	14057	
335 GERMANY W		827	65	14983	
400 U STATES	NO				9115
ORGAN PARTS N O P			1	1760	
100 U KINGOOM		32064	5	48135	
335 GERMANY W		32064	6	49895	
354 NETHRLNOS					9116
390 GERMANY E		1904		39315	
400 U STATES		1122		5483	
PIANOS				828	
100 U KINGOOM		12546		252	
318 DENMARK		15572		80740	
327 FRANCE	NO			126618	9117
335 GERMANY W		13884	324	91467	
400 U STATES		2397	6	2798	
PIANO PARTS N O P			3	4390	
100 U KINGOOM			3	2849	
400 U STATES		37927	761	219157	
PIANO AND ORGAN PARTS FOR MFR		54208	1097	320651	
100 U KINGLOM		2031		28399	9118
400 U STATES		12868		90527	
PIANO AND ORGAN PARTS FOR MFR		14899		118926	
100 U KINGLOM		1061		19151	9119
400 U STATES		1754		32910	
PHONOGRAPHS GRAMOPHONES NOP		2815		52061	
100 U KINGOOM		838		32896	9120
231 HONG KONG		227		351	
317 CZECHO S				4000	
335 GERMANY W		111		3922	
347 JAPAN				243	
354 NETHRLNOS		3948		12576	
375 SWEODN				527	
376 SWITZRLND				5064	
400 U STATES		112631		655932	
PHONOGRAPH RECORDS		117755		715511	
100 U KINGOOM		39724		409619	9121
215 INDIA				100	
231 HONG KONG				3001	
234 AUSTRALIA		141		3196	
310 BULGARIA				88	
317 CZECHO S		275		1334	
318 DENMARK				169	
326 FINLAND				1991	
327 FRANCE		9928		44070	
335 GERMANY W		2892		16920	
344 ITALY		196		906	
347 JAPAN		738		2128	
354 NETHRLNOS				1188	
375 SWEODN				1736	
376 SWITZRLND		1643		6366	
380 USSR				70	
400 U STATES		110970		803480	
OTHER MUSICAL INSTRUMENTS		166507		1296362	
100 U KINGDOM		540		8284	9122
231 HONG KONG		117		765	
317 CZECHO S		1104		7179	
327 FRANCE		2219		18785	

Articles and Countries from which Imported	MONTH OF OCTOBER 1954		TEN MONTHS ENDED OCTOBER 1954		Class Number
	Quantities	Values (\$)	Quantities	Values (\$)	
335 GERMANY W		14599		129803	
344 ITALY		54		6354	
347 JAPAN		212		4849	
352 MEXICO		275		545	
354 NETHRLNDS				572	
375 SWEDEN				92	
376 SWITZRLND		4238		47445	
390 GERMANY E		3149		22055	
400 U STATES		145088		907949	
		171595		1154677	
MUSICAL INSTRUMENT STRINGS					9123
100 U KINGDOM				1391	
335 GERMANY W		347		5178	
400 U STATES		9543		58120	
		9890		64689	
PHONOGRAPHS COIN OPERATED	N0				9124
400 U STATES	108	58267	1421	667095	
	108	58267	1421	667095	
PHOTOFLASH LAMPS	N0				9127
354 NETHRLNDS			772950	37249	
400 U STATES	7800	550	3298459	215603	
	7800	550	4071409	252852	
PHOTOGRAPHIC ACCESSORIES PARTS					9128
100 U KINGDOM		983		30884	
305 AUSTRIA		158		158	
317 CZECHO S		1500		1500	
327 FRANCE				605	
335 GERMANY W		24737		264305	
347 JAPAN		3414		22625	
375 SWEDEN				294	
376 SWITZRLND		243		5096	
390 GERMANY E				245	
400 U STATES		167655		1675424	
		198690		2001136	
THERMOMETERS					9129
100 U KINGDOM		8355		61238	
327 FRANCE				62	
335 GERMANY W		658		21558	
347 JAPAN				683	
376 SWITZRLND				912	
381 ALASKA				238	
390 GERMANY E				477	
400 U STATES		89616		877144	
		98629		962312	
APPARATUS X RAY					9130
100 U KINGDOM		4593		46740	
306 BELGIUM				15907	
318 DENMARK				4418	
327 FRANCE				526	
335 GERMANY W		11539		52206	
344 ITALY				12969	
354 NETHRLNDS		11921		142610	
375 SWEDEN		4969		30831	
376 SWITZRLND		373		3866	
400 U STATES		276497		2823135	
		309892		3133208	
ARTIFICIAL LARYNX					9131
400 U STATES				176	
				176	
BOTANICAL SPECIMENS					9132
100 U KINGDOM				735	
215 INDIA				129	
400 U STATES		3244		17264	
		3244		18128	
OLD COINS STAMPS TROPHIES					9133
100 U KINGDOM		1658		10995	
207 UN SO AFR				719	
215 INDIA				270	
305 AUSTRIA				284	
306 BELGIUM				185	
318 DENMARK				137	
322 EGYPT				27031	
327 FRANCE				8189	
335 GERMANY W		135		390	
340 HUNGARY		200		1215	
344 ITALY				110	
354 NETHRLNDS				409	
365 POLAND				375	
375 SWEDEN				785	
381 ALASKA				200	
400 U STATES		9593		69416	
		11586		120710	
CAMERAS AND CAMERA PARTS N O P					9134
100 U KINGDOM		2004		125122	
231 HONG KONG				311	
305 AUSTRIA		3419		9627	
306 BELGIUM		473		641	
317 CZECHO S		264		264	
327 FRANCE		1957		37080	
335 GERMANY W		110491		1036219	
344 ITALY		494		1396	
347 JAPAN		12882		61733	
354 NETHRLNDS		150		2631	
375 SWEDEN		84		4767	
376 SWITZRLND		8150		104731	
380 USSR				2262	

Articles and Countries from which Imported	MONTH OF OCTOBER 1954		TEN MONTHS ENDED OCTOBER 1954		Class Number
	Quantities	Values (\$)	Quantities	Values (\$)	
381 ALASKA				91	
390 GERMANY E		5120		30381	
400 U STATES		163266		1713835	
		308754		3131091	
CAMERA PARTS UNFINISHED					9135
400 U STATES		1586		89060	
		1586		89060	
CAMERA LENSES AND SHUTTERS					9136
327 FRANCE		1259		1259	
335 GERMANY W				8115	
400 U STATES		24586		144034	
		25845		153408	
COLLECTIONS OF ANTIQUITIES					9137
100 U KINGDOM		26600		212572	
231 HONG KONG				6368	
236 NEW ZEAL				169	
305 AUSTRIA				185	
327 FRANCE		89		882	
335 GERMANY W		640		1875	
344 ITALY		3667		8113	
347 JAPAN				1085	
354 NETHRLNDS				4791	
376 SWITZRLND				2942	
380 USSR		600		600	
400 U STATES		3451		82578	
		35047		322160	
CYCLOMETERS AND SPEEDOMETERS					9138
100 U KINGDOM		868		13179	
335 GERMANY W				7979	
354 NETHRLNDS				979	
390 GERMANY E				63	
400 U STATES		8276		87777	
		9144		109977	
GLOBES GEOGRAPHICAL					9139
100 U KINGDOM		648		5258	
327 FRANCE				359	
335 GERMANY W		252		252	
400 U STATES		10040		58014	
		10940		63883	
MODELS OF INVENTIONS					9140
100 U KINGDOM				6660	
375 SWEDEN				1500	
400 U STATES		65242		405616	
		65242		413776	
APPARATUS FOR INSTITUTIONS					9141
100 U KINGDOM		10888		159221	
305 AUSTRIA		214		1089	
318 DENMARK				13034	
327 FRANCE		351		8922	
335 GERMANY W		3728		44852	
344 ITALY				60	
347 JAPAN				1933	
354 NETHRLNDS				856	
359 NORWAY				1330	
375 SWEDEN		301		2421	
376 SWITZRLND		953		4124	
390 GERMANY E				107	
400 U STATES		380715		3992886	
		397150		4230835	
OPERATING ROOM EQUIPMENT					9142
100 U KINGDOM		131		7275	
317 CZECHO S				730	
327 FRANCE		9332		9563	
335 GERMANY W		2078		8941	
347 JAPAN				1142	
400 U STATES		259778		2614689	
		271319		2642340	
DENTAL INSTRUMENTS					9143
100 U KINGDOM		4387		50625	
231 HONG KONG				200	
305 AUSTRIA		1818		17213	
327 FRANCE				4757	
335 GERMANY W		22342		140163	
344 ITALY		2100		13520	
347 JAPAN		1316		20588	
354 NETHRLNDS				8704	
360 ISRAEL				495	
375 SWEDEN				296	
376 SWITZRLND		173		3092	
400 U STATES		56834		693131	
		88970		952784	
SURGICAL TRUSSES AND SUPPORTS					9144
100 U KINGDOM				2183	
400 U STATES		196		15818	
		196		18001	
ARTICLES FOR THE BLIND					9145
100 U KINGDOM		264		767	
376 SWITZRLND				1996	
400 U STATES		2077		24059	
		2341		26822	
OPTICAL AND PHILOSOPHICAL INST					9146
100 U KINGDOM		29582		297075	
305 AUSTRIA		172		1757	
317 CZECHO S		600		1016	
318 DENMARK				2250	
326 FINLAND				123	
327 FRANCE		8062		69432	

IMPORTS INTO CANADA FOR CONSUMPTION

Articles and Countries from which Imported	MONTH OF OCTOBER 1954		TEN MONTHS ENDED OCTOBER 1954		Class Number
	Quantities	Values (\$)	Quantities	Values (\$)	
335 GERMANY W		19698		176725	
344 ITALY		208		1058	
347 JAPAN		30960		257481	
354 NETHRLNDS		500		932	
375 SWEDEN		559		5049	
376 SWITZRLND		415		10787	
390 GERMANY E				3878	
400 U STATES		256406		2727476	
		347162		3555039	
EDUCATIONAL FILMS					
100 U KINGDOM		4236		18751	9148
234 AUSTRALIA				1643	
236 NEW ZEAL				90	
306 BELGIUM		119		512	
327 FRANCE		324		5339	
344 ITALY				183	
347 JAPAN				130	
354 NETHRLNDS		232		232	
400 U STATES		66797		697290	
		71708		724170	
CINEMATOGRAPH CAMERAS					
327 FRANCE				2545	9149
400 U STATES		2300		57485	
		2300		60030	
SURGICAL INSTRUMENTS					
100 U KINGDOM		19597		216763	9150
216 PAKISTAN				897	
305 AUSTRIA				2308	
306 BELGIUM				433	
318 DENMARK				392	
327 FRANCE		6348		17217	
335 GERMANY W		21472		215043	
344 ITALY				6772	
347 JAPAN		1350		9643	
354 NETHRLNDS				9670	
375 SWEDEN				26642	
376 SWITZRLND		299		10247	
390 GERMANY E		760		760	
400 U STATES		324678		3348844	
		374504		3865621	
RACING SHELLS OR OARS	NO				9151
100 U KINGDOM			5	2933	
234 AUSTRALIA			2	909	
400 U STATES	1	200	14	2428	
	1	200	21	6270	
BOATS OPEN PLEASURE	NO				9152
100 U KINGDOM	14	3158	110	17554	
223 BARBADOS			1	200	
305 AUSTRIA	1	136	1	136	
318 DENMARK			13	16335	
327 FRANCE			4	835	
335 GERMANY W	2	317	39	6333	
359 NORWAY	1	1100	3	1769	
375 SWEDEN			24	11076	
400 U STATES	39	5681	779	144948	
	57	10392	974	199186	
LAUNCHES PLEASURE MOTIVE POWER	NO				9153
100 U KINGDOM			7	17793	
335 GERMANY W			1	2880	
375 SWEDEN			4	4370	
400 U STATES	3	3302	91	255252	
	3	3302	103	280295	
MATERIALS EXWHOUSE FOR VESSELS					9154
SHIPS AND VESSELS REPAIRS ON					9155
100 U KINGDOM				505	
334 ST PIERRE		219		8233	
354 NETHRLNDS				17594	
381 ALASKA				1934	
400 U STATES		17493		107078	
		17712		135344	
SHIPS FOREIGN BUILT COASTAL	NO				9156
400 U STATES			3	327181	
			3	327181	
VESSELS FOREIGN BUILT N O P					9157
100 U KINGDOM		3508		130754	
223 BARBADOS				400	
227 BAHAMAS		24125		24125	
305 AUSTRIA				685	
318 DENMARK				4365	
335 GERMANY W		69		8543	
354 NETHRLNDS				15524	
359 NORWAY		2000		3700	
375 SWEDEN				6100	
400 U STATES		10620		1085753	
		40322		1279949	
BUGGIES CUTTERS VEHICLES N O P	NO				9162
100 U KINGDOM	13	640	42	1665	
400 U STATES	406	21491	4343	260749	
	419	22131	4385	262414	
CHILDRENS CARRIAGES AND PARTS	NO				9163
100 U KINGDOM	80	2082	405	9928	
306 BELGIUM			12	272	
335 GERMANY W			7	139	
354 NETHRLNDS			59	1720	

Articles and Countries from which Imported	MONTH OF OCTOBER 1954		TEN MONTHS ENDED OCTOBER 1954		Class Number
	Quantities	Values (\$)	Quantities	Values (\$)	
400 U STATES	88	1115	5983	48894	
CHILDRENS SLEOS VEHICLES N O P	168	3197	6466	60953	9164
100 U KINGDOM		2747		10829	
318 DENMARK				618	
335 GERMANY W		183		449	
344 ITALY				221	
354 NETHRLNDS				4228	
400 U STATES		54735		341958	
SLEIGHS N D P AND PARTS	NO	57665		358303	9165
WAGONS AND SLEDS FARM AND PTS	NO				9166
100 U KINGDOM			13	4248	
400 U STATES	3	841	1027	148565	
WAGONS FREIGHT DRAYS AND PARTS	3	841	1040	152813	9167
400 U STATES	NO		5	1762	
WHEELBARROWS HAND TRUCKS CARTS	NO		5	1762	9168
100 U KINGDOM	70	4952	3740	51075	
335 GERMANY W	8	322	40	1531	
359 NORWAY			6	757	
400 U STATES	4798	82811	61260	881338	
TRUCKS AND CARS N O P	4876	88085	65046	934701	9169
100 U KINGDOM		116		116580	
375 SWEDEN				12011	
400 U STATES		5711		187599	
TRAILERS FOR MOTOR VEHICLES	NO	5827		316190	9170
100 U KINGDOM	4	3323	41	70596	
381 ALASKA			28	48840	
400 U STATES	177	579462	3108	4228207	
AIRCRAFT NOT OVER 1500 LB WT	181	582785	3177	4347643	9171
400 U STATES	NO				
AIRCRAFT 1501 TO 3000 LB WT	14	16057	109	255916	9172
400 U STATES	14	16057	109	255916	
AIRCRAFT 3001 TO 7500 LB WT	NO				9173
400 U STATES	4	52731	57	552691	
AIRCRAFT OVER 7500 LB WEIGHT	4	52731	57	552691	9174
100 U KINGDOM	NO				
400 U STATES	3	1145550	15	87596	
AIRCRAFT PTS EXCLDING ENG PTS	3	1145550	16	8469468	9175
100 U KINGDOM		240102		3237841	
234 AUSTRALIA		407		36017	
327 FRANCE		491		4892	
335 GERMANY W				7573	
347 JAPAN		302		302	
352 MEXICO		100		100	
354 NETHRLNDS				5680	
375 SWEDEN				2956	
381 ALASKA				6961	
400 U STATES		7683401		68637167	
PAINTINGS UNDER 20 DOLLARS	NO	7924803		71939489	9181
100 U KINGDOM	21	160	437	3542	
305 AUSTRIA	175	400	1650	6373	
306 BELGIUM			223	329	
318 DENMARK			14	99	
327 FRANCE	8	105	377	1704	
344 ITALY			458	2806	
354 NETHRLNDS			1520	5086	
376 SWITZRLND			9	56	
400 U STATES	9	134	708	6692	
PAINTINGS 20 DOLLARS OR OVER	213	799	5396	26687	9182
100 U KINGDOM		27751		230062	
218 MALAYA				124	
220 BERMUDA				416	
231 HONG KONG				1605	
234 AUSTRALIA		55		450	
305 AUSTRIA		4773		30857	
306 BELGIUM				886	
309 BRAZIL				50	
318 DENMARK		525		3994	
327 FRANCE		21460		143797	
335 GERMANY W		235		1862	
336 GREECE				4967	
340 HUNGARY		413		1319	
344 ITALY		2580		17033	
354 NETHRLNDS		3229		26855	
359 NORWAY				384	
366 PORTUGAL				150	
372 SPAIN				775	
375 SWEDEN				228	
376 SWITZRLND		195		608	
383 HAWAII				514	
387 VENEZUELA				15000	
388 YUGO SLAV				250	
400 U STATES		160446		1324093	
		221562		1806269	

Articles and Countries from which Imported	MONTH OF OCTOBER 1954		TEN MONTHS ENDED OCTOBER 1954		Class Number
	Quantities	Values (\$)	Quantities	Values (\$)	
STATUES AND STATUETTES N O P					9183
100 U KINGDOM		5079		35259	
203 B E AFR				270	
215 INDIA				837	
217 CEYLON		728		856	
218 MALAYA				66	
231 HONG KONG		340		2881	
305 AUSTRIA				1241	
313 CHINA				280	
317 CZECHO S				1267	
318 DENMARK				1018	
327 FRANCE		622		3300	
335 GERMANY W		2056		16472	
344 ITALY		637		27524	
347 JAPAN		5302		56584	
352 MEXICO		62		308	
354 NETHRLNOS		83		448	
355 INDOONESIA		174		174	
366 PORTUGAL				66	
372 SPAIN				266	
375 SWEDEN		146		146	
376 SWITZRLNO				256	
389 IRELAND				317	
390 GERMANY E		96		3211	
400 U STATES		13296		69381	
		28621		222428	
PORCELAIN STATUES STATUETTES					9184
100 U KINGDOM		24610		296309	
231 HONG KONG		255		2871	
305 AUSTRIA		108		2431	
306 BELGIUM				412	
313 CHINA				193	
318 DENMARK		1792		11671	
327 FRANCE		398		5544	
335 GERMANY W		9239		97547	
344 ITALY		2123		22894	
347 JAPAN		26225		190565	
354 NETHRLNOS		228		909	
375 SWEDEN				110	
390 GERMANY E		676		10504	
400 U STATES		4526		56231	
		70180		698191	
SCULPTURES CANADIAN MODELS					9185
100 U KINGDOM				355	
306 BELGIUM				600	
327 FRANCE				770	
344 ITALY				93	
400 U STATES				17498	
				19316	
MATERIAL FOR HARD METAL COMPOS					9187
100 U KINGDOM				7159	
400 U STATES		33621		263187	
		33621		270346	
MATERIAL FOR FISHING EQUIPMENT					9189
MATERIALS FOR CYANIDE MFR					9190
400 U STATES				1008	
				1008	
ARTICLES FOR FERTILIZER MFR					9191
400 U STATES		9670		178818	
		9670		178818	
ARTICLES FOR GOVERNOR GENERAL					9192
100 U KINGDOM		435		5607	
327 FRANCE		93		1539	
400 U STATES				979	
		528		8125	
ARTICLES FOR CONSULS					9193
100 U KINGDOM		12087		87513	
207 UN SO AFR				11068	
215 INDIA		373		961	
220 BERMUOA		131		131	
221 B GUIANA				50	
223 BARBAOOS		207		706	
225 TRINIDAO		550		841	
231 HONG KONG		600		600	
232 MALTA				112	
234 AUSTRALIA				1435	
236 NEW ZEAL		50		50	
304 ARGENTINA				240	
305 AUSTRIA				2150	
306 BELGIUM				19115	
309 BRAZIL				256	
312 CHILE				3000	
316 CUBA				156	
317 CZECHO S		220		4703	
318 DENMARK		165		5775	
320 DOM REP				231	
322 EGYPT		1000		1063	
326 FINLAND				250	
327 FRANCE		44074		71388	
335 GERMANY W		775		36579	
338 HAITI				110	
344 ITALY		4500		7589	
347 JAPAN		800		20160	
352 MEXICO				2000	
354 NETHRLNOS		4631		29438	

IMPORTS INTO CANADA FOR CONSUMPTION

Articles and Countries from which Imported	MONTH OF OCTOBER 1954		TEN MONTHS ENDED OCTOBER 1954		Class Number
	Quantities	Values (\$)	Quantities	Values (\$)	
355 INDONESIA				628	
359 NORWAY		1000		10701	
360 ISRAEL				1375	
363 PERU		136		636	
365 POLAND		5150		7865	
366 PORTUGAL				1106	
372 SPAIN		522		2286	
375 SWEDEN		1523		9946	
376 SWITZRLND		83		7188	
379 TURKEY				450	
380 USSR				2650	
388 YUGO SLAV		50		5332	
400 U STATES		59956		628155	
		138583		985988	
CANADIAN GOODS RETURNED					9195
100 U KINGDOM		110196		919581	
205 RHOD NYAS				500	
207 UN SO AFR		2429		12331	
215 INDIA				1752	
216 PAKISTAN		19892		28339	
217 CEYLON				975	
218 MALAYA				1800	
220 BERMUDA		1657		178515	
221 B GUIANA				24476	
223 BARBADOS		1893		4037	
224 JAMAICA				15586	
225 TRINIDAD		40		9020	
227 BAHAMAS				5670	
231 HONG KONG				4056	
234 AUSTRALIA		4404		14217	
236 NEW ZEAL		87		5224	
306 BELGIUM				5067	
309 BRAZIL				4000	
314 COLOMBIA				12960	
315 C RICA				680	
316 CUBA		1258		9983	
318 DENMARK				100	
320 DOM REP				400	
322 EGYPT				2148	
327 FRANCE		5055		103842	
328 FR AFRICA				280	
334 ST PIERRE				1701	
335 GERMANY W		3150		14397	
336 GREECE				2955	
337 GUATEMALA		3500		3500	
341 ICELAND				52583	
342 IRAN				400	
344 ITALY				6978	
347 JAPAN		253370		260826	
348 KOREA				21314	
352 MEXICO		75		18608	
353 MOROCCO				2000	
354 NETHRLNDS		9140		17759	
360 ISRAEL				465	
361 PANAMA				351	
363 PERU				1125	
375 SWEDEN				13859	
376 SWITZRLND		929		25239	
381 ALASKA		5278		8142	
383 HAWAII				3242	
384 P RICO				265	
387 VENEZUELA				1784	
389 IRELAND				8323	
394 PORT E AF				896	
400 U STATES		585121		5940606	
		1007474		7772857	
ARMS ETC BRITISH OR NATO CTYS					9196
100 U KINGDOM		642718		3782247	
305 AUSTRIA				200	
306 BELGIUM		80355		91261	
316 CUBA				4544	
318 DENMARK		3027		39489	
319 GREENLAND				550	
327 FRANCE		8668		41124	
334 ST PIERRE				841	
335 GERMANY W		5893		141176	
341 ICELAND				1300	
344 ITALY				6782	
347 JAPAN				1289	
352 MEXICO				50	
353 MOROCCO				13020	
354 NETHRLNDS		2815		20262	
359 NORWAY		881		1510	
366 PORTUGAL				1311	
371 THAILAND		2842		4770	
372 SPAIN				2339	
375 SWEDEN		3241		3871	
376 SWITZRLND		1375		33299	
379 TURKEY				1247	
381 ALASKA		73623		452102	
400 U STATES		1161734		13999737	
		1987172		18644321	
EXWAREHOUSED SHIPS STORES NOP					9197
100 U KINGDOM		1799		18898	
221 B GUIANA		62		1011	
223 BARBADOS		92		453	

Articles and Countries from which Imported	MONTH OF OCTOBER 1954		TEN MONTHS ENDED OCTOBER 1954		Class Number
	Quantities	Values (\$)	Quantities	Values (\$)	
327 FRANCE		113		3686	
359 NORWAY				247	
375 SWEDEN				1000	
384 P R I C O				150	
400 U STATES		13723		122121	
ARTICLES EXWHOUSE FOR EXCISE		15789		147566	9198
BATTERY JARS GLASS OR RUBBER					9199
100 U KINGDOM		4018		5646	
335 GERMANY W				5052	
400 U STATES		87766		819628	
ARTICLES FOR BINOER TWINE MFR		91784		830326	9200
400 U STATES				848	
CASUAL DDNATIONS				848	9201
100 U KINGDOM				416	
218 MALAYA				100	
220 BERMUOA				6173	
231 HONG KONG				75	
327 FRANCE				300	
335 GERMANY W				57	
347 JAPAN				99	
400 U STATES		1871		112066	
CORSET CLASPS STEELS WIRES		1871		119286	9202
100 U KINGDOM				4335	
400 U STATES		1036		8671	
FEATHERS FLOWERS ART FOR HATS		1036		13006	9204
100 U KINGDOM		604		1235	
317 CZECHO S		4853		23943	
327 FRANCE		6557		43452	
335 GERMANY W		2921		17043	
344 ITALY		266		1276	
347 JAPAN		16543		109784	
372 SPAIN		110		180	
376 SWITZRLND				9273	
390 GERMANY E		5253		39065	
400 U STATES		10863		126976	
LIFEBOATS LIFESAVING APPARATUS		47970		372227	9205
400 U STATES				5953	
INTERNATIONAL BRIOGE MATERIAL				5953	9206
MINERS RESCUE APPLIANCES					9207
100 U KINGDOM		65		11023	
335 GERMANY W				7520	
354 NETHRLNDS		266		266	
375 SWEOEN		534		534	
381 ALASKA				129	
400 U STATES		100281		1201760	
MATERIALS FOR TEXTILE PRINTING		101146		1221232	9208
100 U KINGDOM		1875		20628	
400 U STATES		10203		105586	
SALTS OF THORIUM OR CERIUM		12078		126214	9209
400 U STATES				15984	
SPURS AND STILTS				15984	9210
100 U KINGDOM				205	
400 U STATES		2306		9359	
VACCINE AND PLASMA CONTAINERS		2306		9564	9212
400 U STATES		5346		114400	
GOODS FREE BY OROER IN COUNCIL		5346		114400	9213
100 U KINGDOM		7479		680269	
318 OENMARK				2162	
327 FRANCE				23772	
335 GERMANY W				12866	
354 NETHRLNOS		100		5324	
371 THAILANO				500	
381 ALASKA		230548		316625	
400 U STATES		67289		7996498	
ARTICLES FOR MFR TOBACCO PIPES		305416		9038016	9214
327 FRANCE				237	
328 FR AFRICA				611	
400 U STATES		1143		6925	
SAFETY GLASS SHEET ADHESIVES		1143		7773	9215
400 U STATES		56846		478864	
TOURIST PURCHASES DUTY FREE		56846		478864	9228
100 U KINGDOM		229635		1334899	
205 RHOO NYAS		95		590	
207 UN SO AFR				1233	
211 NIGERIA				99	
215 INDIA				1442	
216 PAKISTAN				344	
217 CEYLON				175	
220 BERMUDA		6334		132271	

Articles and Countries from which Imported	MONTH OF OCTOBER 1954		TEN MONTHS ENDED OCTOBER 1954		Class Number
	Quantities	Values (\$)	Quantities	Values (\$)	
221 B GUIANA				559	
223 BARBADOS		100		10731	
224 JAMAICA		1260		34155	
225 TRINIDAD		28		673	
227 BAHAMAS				16603	
231 HONG KONG		199		1108	
234 AUSTRALIA		165		26645	
236 NEW ZEAL		181		1208	
303 ARABIA				149	
304 ARGENTINA		30		670	
305 AUSTRIA		359		3483	
306 BELGIUM		484		4418	
309 BRAZIL		41		2079	
312 CHILE		29		29	
313 CHINA		29		2098	
314 COLOMBIA		195		862	
315 C RICA				84	
316 CUBA		86		3263	
318 DENMARK		322		3597	
319 GREENLAND		590		8844	
322 EGYPT				125	
326 FINLAND		115		517	
327 FRANCE		17054		129981	
328 FR AFRICA				77	
329 FR E IND				48	
334 ST PIERRE		235		7340	
335 GERMANY W		6305		61025	
336 GREECE		271		1237	
337 GUATEMALA				75	
338 HAITI				416	
341 ICELAND		515		2107	
344 ITALY		5594		40389	
345 LIBYA				72	
347 JAPAN		4652		110899	
348 KOREA		818		145506	
352 MEXICO		2409		42512	
353 MOROCCO				361	
354 NETHRLNDS		2423		20774	
357 NETH ANT				1205	
359 NORWAY		236		3328	
360 ISRAEL				1267	
361 PANAMA		334		830	
363 PERU				1799	
364 PHIL				91	
365 POLAND				210	
366 PORTUGAL				177	
367 AZORES				2507	
372 SPAIN		382		2878	
375 SWEDEN		344		3149	
376 SWITZRLND		1155		16191	
379 TURKEY				130	
380 USSR				615	
381 ALASKA				1182	
382 VIRGIN IS				44	
383 HAWAII		2622		47394	
387 VENEZUELA				1621	
388 YUGO SLAV		30		218	
389 IRELAND		581		7192	
392 SYRIA				85	
400 U STATES		6836293		56637600	
CARTRIDGES SHOT GUN SHELLS		7122530		58885485	
100 U KINGDOM				1290	9237
400 U STATES		4631		7911	
DEXTROSE SOLUTIONS THERAPEUTIC		4631		9201	
400 U STATES		14605		192205	9238
METALLIC CARTRIDGES AMMUNITION		14605		192205	
100 U KINGDOM		1280		18417	9239
318 DENMARK				2522	
335 GERMANY W				643	
400 U STATES		7368		56140	
BLACKBOARDS OF SLATE OR PAPER		8648		77722	
335 GERMANY W		816		1701	9240
344 ITALY		1068		10067	
400 U STATES		36610		289664	
PRESENTATIONS FOR LIFE SAVING		38494		301432	
400 U STATES				161	9241
BIOLOGICAL PRODUCTS N O P				161	
100 U KINGDOM		2880		18921	9242
224 JAMAICA				3002	
234 AUSTRALIA				3567	
318 DENMARK				927	
327 FRANCE				2516	
335 GERMANY W				230	
376 SWITZRLND				909	
400 U STATES		57928		939026	
BASKETS OF ALL KINDS N O P		60808		969098	
100 U KINGDOM		265		5393	9243
215 INDIA				104	
224 JAMAICA				85	
231 HONG KONG		2321		23181	

IMPORTS INTO CANADA FOR CONSUMPTION

Articles and Countries from which Imported	MONTH OF OCTOBER 1954		TEN MONTHS ENDED OCTOBER 1954		Class Number
	Quantities	Values (\$)	Quantities	Values (\$)	
306 BELGIUM		2461		19516	
313 CHINA				108	
317 CZECHO S				6000	
318 DENMARK		266		473	
327 FRANCE				2295	
335 GERMANY W		1514		13709	
340 HUNGARY				3114	
344 ITALY		876		11654	
347 JAPAN		987		28164	
352 MEXICO		299		2746	
365 POLAND		5955		33203	
366 PORTUGAL		5847		9399	
367 AZORES		2669		15411	
388 YUGO SLAV				2537	
390 GERMANY E				63	
400 U STATES		13932		109950	
		37592		287105	
COMMUNION SETS CHURCH ARTICLES					9244
100 U KINGDOM		1540		15940	
215 INDIA				445	
231 HONG KONG		950		7297	
305 AUSTRIA				275	
306 BELGIUM		350		6447	
317 CZECHO S		3062		48916	
327 FRANCE		15410		196385	
335 GERMANY W		4456		38113	
344 ITALY		22857		312827	
347 JAPAN		13941		87534	
354 NETHRLNDS		570		2494	
360 ISRAEL				996	
366 PORTUGAL		200		1013	
372 SPAIN				1535	
375 SWEDEN		81		81	
389 IRELAND				256	
390 GERMANY E				322	
400 U STATES		32990		472405	
		96407		1193281	
CARTRIDGE CASES GUN WADS CAPS					9246
100 U KINGDOM				36377	
400 U STATES		7617		51966	
		7617		88343	
CARTRIDGES AMMUNITION N O P					9247
100 U KINGDOM		334662		2185538	
306 BELGIUM		32670		38798	
327 FRANCE				831	
335 GERMANY W		514		819	
359 NORWAY				3624	
376 SWITZRLND		147		17646	
400 U STATES		189416		4610658	
		557409		6857914	
DAMAGED GOODS N O P					9248
ELECTRICAL ENERGY					9249
	KWH				
400 U STATES		517356	230977855	1145764	
		517356	230977855	1145764	
EXPRESS PARCELS					9250
100 U KINGDOM		32006		273579	
207 UN SO AFR				44	
215 INDIA		124		1011	
216 PAKISTAN		90		200	
218 MALAYA				107	
220 BERMUOA				77	
221 B GUIANA				234	
223 BARBADOS				199	
224 JAMAICA				433	
225 TRINIDAD				139	
227 BAHAMAS				58	
231 HONG KONG		3929		25451	
232 MALTA				28	
234 AUSTRALIA		291		1018	
236 NEW ZEAL				37	
305 AUSTRIA		360		2435	
306 BELGIUM		414		2922	
309 BRAZIL				25	
312 CHILE				56	
316 CUBA				194	
317 CZECHO S		116		1008	
318 DENMARK		283		2006	
322 EGYPT				50	
326 FINLAND		5		83	
327 FRANCE		2835		20896	
328 FR AFRICA				17	
334 ST PIERRE				166	
335 GERMANY W		5316		41126	
336 GREECE		26		223	
337 GUATEMALA				84	
340 HUNGARY				57	
343 IRAQ				43	
344 ITALY		998		10524	
347 JAPAN		2419		11538	
352 MEXICO		216		1561	
353 MOROCCO				80	
354 NETHRLNDS		1638		12817	
355 INDONESIA				4	
359 NORWAY		227		915	
360 ISRAEL				15	

Articles and Countries from which Imported	MONTH OF OCTOBER 1954		TEN MONTHS ENDED OCTOBER 1954		Class Number
	Quantities	Values (\$)	Quantities	Values (\$)	
366 PORTUGAL		121		824	
367 AZORES				86	
371 THAILAND				31	
372 SPAIN		125		1476	
375 SWEDEN		739		4872	
376 SWITZRLNO		933		6427	
380 USSR		30		30	
381 ALASKA		48		971	
383 HAWAII				36	
384 P RICO				108	
389 IRELAND				199	
390 GERMANY E		18		343	
400 U STATES		1971312		19551947	
		2024619		19978810	
ICE					
334 ST PIERRE				1002	9251
400 U STATES		511		8571	
		511		9573	
INCUBATORS BROODERS AND PARTS	NO				
400 U STATES	686	30922	22017	574796	9252
	686	30922	22017	574796	
IRON SAND PRESSURE BLASTING					
100 U KINGDOM		2138		44209	9253
400 U STATES		29457		408093	
		31595		452302	
ALABASTER SPAR AMBER ORNAMENTS					
100 U KINGDOM		12870		91863	9255
217 CEYLON				243	
231 HONG KONG		122		1283	
305 AUSTRIA				1366	
306 BELGIUM				1638	
318 DENMARK		84		512	
327 FRANCE		1711		9699	
335 GERMANY W		25285		101080	
344 ITALY		406		17825	
347 JAPAN		18787		135408	
352 MEXICO				195	
354 NETHRLNDS				311	
365 POLAND				69683	
376 SWITZRLNO		898		2950	
390 GERMANY E		21719		84250	
400 U STATES		34785		179721	
		116667		698027	
MACHINE CARD CLOTHING					
100 U KINGDOM		7090		61580	9256
400 U STATES		13123		66815	
		20213		128395	
PENCILS LEAD NON PROPELLING	GROSS				
100 U KINGDOM	50	177	3287	8181	9257
305 AUSTRIA	360	488	360	488	
317 CZECHO S			4071	5119	
327 FRANCE			22	291	
335 GERMANY W	424	1025	10223	40492	
347 JAPAN	3650	2779	6225	4658	
360 ISRAEL	100	312	100	312	
400 U STATES	812	1181	18258	56370	
	5396	5962	42546	115911	
PENCILS LEAD N O P					
100 U KINGDOM		211		1966	9258
327 FRANCE				274	
335 GERMANY W		1608		8044	
347 JAPAN		1609		2961	
376 SWITZRLNO		75		277	
400 U STATES		29194		159364	
		32697		172886	
PENS FOUNTAIN					
100 U KINGDOM		591		8437	9259
317 CZECHO S				106	
318 DENMARK				400	
327 FRANCE				2680	
335 GERMANY W		4619		21272	
344 ITALY				993	
347 JAPAN		1361		6262	
375 SWEDEN		211		323	
376 SWITZRLNO		912		912	
384 P RICO				40140	
400 U STATES		66906		698393	
		74600		779908	
PENS N O P PENHOLDERS RULERS					
100 U KINGDOM		1450		20432	9260
231 HONG KONG		202		202	
335 GERMANY W		846		12452	
400 U STATES		30505		381455	
		33003		414541	
POST OFFICE PARCELS					
100 U KINGDOM		20437		275085	9261
207 UN SO AFR				361	
215 INDIA				1230	
216 PAKISTAN				262	
217 CEYLON				226	
218 MALAYA				457	
220 BERMUDA		37		132	
221 B GUIANA		75		216	
223 BARBAOOS				34	
224 JAMAICA		21		631	
225 TRINIDAD		15		277	

IMPORTS INTO CANADA FOR CONSUMPTION

Articles and Countries from which Imported	MONTH OF OCTOBER 1954		TEN MONTHS ENDED OCTOBER 1954		Class Number
	Quantities	Values (\$)	Quantities	Values (\$)	
227 BAHAMAS				1 12	
231 HONG KONG		7 25		9 220	
232 MALTA				3 23	
234 AUSTRALIA		3 03		5 954	
236 NEW ZEAL		6 7		4 23	
305 AUSTRIA		2 45		15 42	
306 BELGIUM		2 92		2 637	
314 COLOMBIA				5	
316 CUBA				5 4	
317 CZECHO S		1 80		6 73	
318 DENMARK		3 1		1 923	
326 FINLAND		2 8		8 9	
327 FRANCE		2 017		1 23 05	
328 FR AFRICA				3 1	
329 FR E INO		8 4		8 4	
335 GERMANY W		2 380		2 11 48	
336 GREECE		8 9		2 7 5	
337 GUATEMALA				2 9	
338 HAITI				1 03	
344 ITALY		4 81		5 174	
347 JAPAN		1 022		9 819	
348 KOREA				1 16	
349 LATVIA				1 00	
352 MEXICO				1 118	
353 MOROCCO				1 03	
354 NETHRLNDS		3 53		5 529	
357 NETH ANT				7 2	
359 NORWAY		7 0		9 53	
360 ISRAEL				1 10	
363 PERU				1 76	
365 POLAND				2 46	
366 PORTUGAL		9		2 54	
367 AZORES		1 11		4 07	
372 SPAIN		8 3		1 133	
375 SWEDEN		2 78		3 613	
376 SWITZRLND		9 58		4 964	
380 USSR				8 18	
381 ALASKA		8 7		1 977	
383 HAWAII				2 20	
384 P RICO		1 1		4 6	
387 VENEZUELA		1 5		1 5	
389 IRELAND				2 64	
390 GERMANY E		1 53		7 8 5	
400 U STATES		1 337 370		1 298 774 8	
		1 368 027		1 336 160 1	
PRECIOUS STONES NOT MOUNTED					9262
100 U KINGDOM		1 0722		6 7553	
215 INDIA		2 34		6 705	
217 CEYLON				2 538	
231 HONG KONG		1 159		3 004	
234 AUSTRALIA		5 14		1 474	
305 AUSTRIA		4 8525		3 09546	
306 BELGIUM				2 078	
309 BRAZIL				3 42	
314 COLOMBIA		6 58		6 58	
317 CZECHO S		9 942		1 89717	
327 FRANCE		2 572		4 7876	
335 GERMANY W		9 571		9 9710	
344 ITALY		4 63		1 408	
347 JAPAN		2 3806		1 89779	
352 MEXICO		1 865		1 3824	
354 NETHRLNDS				9 25	
371 THAILAND				8 862	
372 SPAIN				1 077	
376 SWITZRLND		5 55		1 1685	
390 GERMANY E				4 63	
400 U STATES		5 9756		4 42589	
		1 70342		1 401813	
PULLEYS BELT POWER TRANS NOP					9263
100 U KINGDOM		3 030		2 5887	
335 GERMANY W				3 571	
375 SWEDEN				1 73	
400 U STATES		6 2113		5 68446	
		6 5143		5 98077	
SETTLERS EFFECTS					9264
100 U KINGDOM		3 86313		3 716954	
202 AGEN				5 776	
203 B E AFR		2 85		1 2135	
205 RHOD NYAS		5 162		1 8092	
207 UN SO AFR		1 2190		1 00730	
208 BSA OTHER				2 610	
210 G COAST				4 300	
211 NIGERIA				3 465	
213 BWA OTHER				5 00	
215 INDIA		2 060		3 2305	
216 PAKISTAN		5 93		4 793	
217 CEYLON				6 0	
218 MALAYA		4 000		2 7945	
220 BERMUDA		5 00		2 5879	
221 G GUIANA		3 629		2 2719	
223 BARBADOS		1 700		1 8610	
224 JAMAICA		1 406		3 0341	
225 TRINIDAD		1 50		2 0523	
227 BAHAMAS		5 00		3 870	
228 LEEWARD IS				2 551	
231 HONG KONG		1 4350		1 01379	

IMPORTS INTO CANADA FOR CONSUMPTION

Articles and Countries from which Imported	MONTH OF OCTOBER 1954		TEN MONTHS ENDED OCTOBER 1954		Class Number
	Quantities	Values (\$)	Quantities	Values (\$)	
232 MALTA		750		17715	
234 AUSTRALIA		13120		87310	
236 NEW ZEAL		1237		32378	
303 ARABIA				8054	
304 ARGENTINA		250		19150	
305 AUSTRIA		49018		278735	
306 BELGIUM		10117		143238	
309 BRAZIL				65945	
312 CHILE		600		11750	
313 CHINA		2550		16240	
314 COLOMBIA				20400	
316 CUBA				4410	
317 CZECHOS				3025	
318 DENMARK		11520		115803	
320 DOM REP				1385	
321 ECUADOR				1575	
322 EGYPT		1500		11302	
323 EL SALVD				600	
324 ESTONIA				4590	
326 FINLAND		1550		24845	
327 FRANCE		29716		353997	
328 FR AFRICA				5355	
329 FR E IMD				250	
331 FR OCEANA				3000	
332 FR W IND				435	
334 ST PIERRE				525	
335 GERMANY W		550168		3426822	
336 GREECE		70		12595	
337 GUATEMALA				2000	
338 HAITI				500	
339 HONDURAS				3800	
340 HUNGARY		400		7275	
341 ICELAND				1295	
342 IRAN				90	
343 IRAQ		1045		10435	
344 ITALY		16688		135504	
347 JAPAN		2500		24330	
348 KOREA				240	
349 LATVIA				4435	
351 LITHUANIA				1625	
352 MEXICO				36674	
353 MOROCCO		300		4900	
354 NETHRLNDS		202218		3747207	
355 INDONESIA		255		2955	
356 SURINAM		1600		1800	
357 NETH ANT				28280	
358 NICARAGUA				350	
359 NORWAY		9615		75787	
360 ISRAEL		2250		28930	
361 PANAMA				2083	
363 PERU		1450		11000	
364 PHIL				2750	
365 POLAND		100		24417	
366 PORTUGAL				1000	
367 AZORES				500	
370 ROUMANIA				1970	
371 THAILAND		5000		5000	
372 SPAIN				7160	
375 SWEDEN		26740		168646	
376 SWITZRLND		24837		230018	
379 TURKEY				3150	
380 USSR		2590		6800	
381 ALASKA		3000		37844	
383 HAWAII		850		2975	
386 URUGUAY				2000	
387 VENEZUELA				68993	
388 YUGO SLAV		100		2982	
389 IRELAND		3615		16280	
392 SYRIA				740	
395 PORT W AF				5000	
400 U STATES		1356025		12362763	
SHOW CASES AND METAL PARTS		2766182		25909449	
100 U KINGDOM		111		1833	9265
335 GERMANY W				11262	
400 U STATES		11745		169834	
SIGNS LETTERS OTHER THAN PAPER		11856		182929	
100 U KINGDOM		3063		38333	9266
327 FRANCE				179	
335 GERMANY W				607	
375 SWEDEN				215	
376 SWITZRLND		124		1959	
381 ALASKA				140	
400 U STATES		40366		454174	
MEASURING RULES AND TAPES		43553		495607	
100 U KINGDOM		7052		70887	9267
318 DENMARK				103	
327 FRANCE				70	
335 GERMANY W		1250		41882	
347 JAPAN				948	
354 NETHRLNDS				6594	
376 SWITZRLND				343	
400 U STATES		46661		375756	
		54963		496583	

IMPORTS INTO CANADA FOR CONSUMPTION

Articles and Countries from which Imported	MONTH OF OCTOBER 1954		TEN MONTHS ENDED OCTOBER 1954		Class Number
	Quantities	Values (\$)	Quantities	Values (\$)	
WASTE AND JUNK N O P 100 U KINGDOM 400 U STATES	CWT 525 10161 10686	1839 5058 6897	2258 106372 108630	7950 47739 55689	9269
WAX VEGETABLE AND MINERAL NOP 100 U KINGDOM 223 BARBADOS 309 BRAZIL 335 GERMANY W 352 MEXICO 390 GERMANY E 400 U STATES	LB 2240 156307 4221 22046 27547 212361	1568 127307 2813 1823 15625 149136	5471 2240 1388596 57149 47331 112671 483658 2097116	2476 1568 1229759 28811 32593 13969 317772 1626948	9270
WAX AND MANUFACTURES N O P 100 U KINGDOM 335 GERMANY W 400 U STATES		25765 25765		6944 2242 292253 301439	9271
WHIPS AND PARTS 100 U KINGDOM 234 AUSTRALIA 400 U STATES		536 292 828		2185 536 3777 6498	9272
WINDOW CORNICES CORNICE POLES 100 U KINGDDM 400 U STATES				72 499 571	9273
UNENUMERATED ARTICLES 400 U STATES				7072 7072	9274

Value, Price and Volume Indexes of Imports for Consumption

The following table gives index numbers of the declared (statistical) value of imports for consumption by months, and of the unit value (price) and volume of these imports. The value index expresses the value of imports in a given month as a percentage of the monthly average in the base year. The price index is of the fixed-weight aggregative (Laspeyre) type, and combines unit values calculated from the monthly import statistics with specified wholesale or other price quotations. These latter quotations are used where inadequate quantity reporting or insufficiently homogeneous items in the trade statistics prevent the obtaining of sufficiently representative unit value series. The volume index is derived by dividing the value index by the corresponding price index, and is, therefore, of the currently-weighted (Paasche) type. These indexes are computed with 1948 as an interim reference base pending conversion to the Bureau's official post-war reference base (1949).

In computing the price index certain adjustments were made to the regular grouping of commodities used in the trade statistics, and all three indexes are presented on the basis of these adjusted groups. The chief adjustments are as follows: the two groups "agricultural and vegetable products" and "animals and animal products" have been combined into one group now titled "agricultural and animal products"; the sub-group "rubber and its products" (1680-1730) and the item "advertising matter" (4291) have been transferred to the "miscellaneous products" group; the item "arms, etc., British or N.A.T.O. countries" (9196) has been deducted from the "miscellaneous products" total and the grand total; three "ships" items (9155-57) have been transferred to the "iron and steel and their products" group; and a few other adjustments designed to improve group classification by component material have been made.

These indexes are currently computed from the original data for months, quarters and calendar years. Approximate indexes for other periods may be obtained by averaging the monthly values. Although such indexes will be less accurate than would result from a separate computation based on the original data, the margin of error is insufficient to necessitate a lengthy separate computation.

A complete record of these series by months for the post-war period is published in issues of Volume I of the annual report "Trade of Canada". Some additional commodity information appears in issues of the "Review of Foreign Trade". Details of the computation of the price indexes are given in D.B.S. Reference Paper, No. 8, 1950, titled "Export and Import Price Indexes by Months, July, 1945 - June, 1950 (1948 = 100)".

MONTHLY INDEX NUMBERS OF DECLARED VALUES, PRICES AND PHYSICAL VOLUME OF IMPORTS FOR CONSUMPTION, BY GROUPS

Interim base, 1948 = 100

Month	Total			Agricultural and Animal Products			Fibres and Textiles			Wood Products and Paper			
	1952	1953	1954	1952	1953	1954	1952	1953	1954	1952	1953	1954	
INDEX OF DECLARED VALUES													
1	January	139.6	147.5	127.2	121.8	104.4	107.1	110.8	130.5	84.2	190.0	185.3	196.4
2	February	128.0	140.5	132.8	117.0	103.4	110.2	102.1	124.0	89.5	169.9	192.1	214.4
3	March	148.0	163.4	160.3	113.9	122.1	130.5	103.0	127.8	108.4	178.7	220.5	248.7
4	April	147.2	177.9	157.8	122.4	132.1	146.9	103.6	129.0	95.5	167.2	234.1	213.8
5	May	174.7	190.5	163.4	153.8	147.3	155.4	100.2	122.1	93.0	177.8	237.6	214.2
6	June	147.0	184.2	188.8	125.3	133.4	170.7	81.1	104.8	105.0	142.1	204.2	251.3
7	July	155.9	182.6	154.8	140.4	135.3	136.4	89.6	107.9	86.0	171.7	214.7	206.4
8	August	137.5	156.2	151.6	109.5	115.1	138.5	86.5	99.1	99.6	173.5	204.1	230.0
9	September	158.3	165.8	145.4	130.0	130.0	137.5	99.4	93.9	85.6	200.7	234.9	228.9
10	October	170.8	161.6	150.8	141.5	141.0	153.4	116.8	94.8	87.9	226.3	253.2	228.8
11	November	164.4	159.5		148.1	146.3		124.3	102.9		203.2	225.9	
12	December	155.8	153.1		132.4	156.1		112.7	88.2		200.3	220.3	
AI	Annual Index	152.3	165.2		129.7	130.5		102.5	110.4		183.4	218.9	
INDEX OF PRICES													
1	January	119.9	108.4	109.4	118.7	98.1	96.8	136.1	102.2	101.1	116.0	115.1	118.0
2	February	117.3	108.1	109.1	112.2	97.9	97.9	129.8	99.7	102.7	114.7	116.8	117.2
3	March	114.9	109.0	109.0	108.0	97.5	100.9	121.8	100.9	100.7	115.1	117.1	117.2
4	April	112.9	109.0	110.1	106.4	98.7	105.4	116.7	99.4	99.3	117.1	116.5	118.1
5	May	110.7	109.3	110.3	102.6	97.3	107.7	108.9	99.5	99.5	116.8	117.3	118.2
6	June	109.4	109.9	110.5	100.4	98.8	110.2	105.0	100.5	99.8	116.4	116.8	117.8
7	July	107.9	109.8	110.7	100.1	98.5	112.8	101.2	101.2	100.0	115.1	117.7	117.5
8	August	106.6	110.2	110.2	102.2	98.1	113.0	98.9	101.0	99.7	114.7	117.6	117.4
9	September	106.7	111.0	109.8r	100.4	97.6	110.1r	100.3	103.2	98.9r	114.6	117.8	117.2
10	October	107.7	110.7	109.2	100.6	97.3	107.6	101.5	101.9	97.5	114.6	117.5	117.2
11	November	108.0	110.1		98.9	97.3		99.3	102.2		114.9	117.9	
12	December	108.4	110.2		100.0	98.9		101.9	103.1		114.7	117.3	
AI	Annual Index	110.4	109.4		102.3	97.4		108.5	100.4		115.3	117.1	
INDEX OF PHYSICAL VOLUME													
1	January	116.4	136.1	116.3	102.6	106.4	110.6	81.4	127.7	83.3	163.8	161.0	166.4
2	February	109.1	130.0	121.7	104.3	105.6	112.6	78.7	124.4	87.1	148.1	164.5	182.9
3	March	128.8	149.9	147.1	105.5	125.2	129.3	84.6	126.7	107.6	155.3	188.3	212.2
4	April	130.4	163.2	143.3	115.0	133.8	139.4	88.8	129.8	96.2	142.8	200.9	181.0
5	May	157.8	174.3	148.1	149.9	151.4	144.3	92.0	122.7	93.5	152.2	202.6	181.2
6	June	134.4	167.6	170.9	124.8	135.0	154.9	77.2	104.3	105.2	122.1	174.8	213.3
7	July	144.5	166.3	139.8	140.3	137.4	120.9	88.5	106.6	86.0	149.2	182.4	175.7
8	August	129.0	141.7	137.6	107.1	117.3	122.6	87.5	98.1	99.9	151.3	173.6	195.9
9	September	148.4	149.4	132.4	129.5	133.2	124.9r	99.1	91.0	86.6r	175.1	199.4	195.3
10	October	158.6	146.0	138.1	140.7	144.9	142.6	115.1	93.0	90.2	197.5	215.5	195.2
11	November	152.2	144.9		149.7	150.4		125.2	100.7		176.8	191.6	
12	December	143.7	138.9		132.4	157.8		110.6	85.5		174.6	187.8	
AI	Annual Index	138.0	151.0		126.8	134.0		94.5	110.0		159.1	186.9	

MONTHLY INDEX NUMBERS OF DECLARED VALUES, PRICES AND PHYSICAL VOLUME OF IMPORTS FOR CONSUMPTION, BY GROUPS

Interim base, 1948 = 100

Iron and Steel and their Products			Non-Ferrous Metals and their Products			Non-Metallic Minerals and their Products			Chemicals and Fertilizers			Miscellaneous Products			
1952	1953	1954	1952	1953	1954	1952	1953	1954	1952	1953	1954	1952	1953	1954	
INDEX OF DECLARED VALUES															
165.1	175.3	144.8	166.3	205.3	202.8	95.5	90.4	86.3	147.0	171.5	149.4	243.8	294.9	227.3	1
153.9	170.2	158.5	158.8	176.5	192.5	81.1	86.4	78.0	141.8	159.4	157.6	211.0	268.0	263.9	2
196.2	209.3	198.1	181.4	223.2	221.5	87.2	89.6	83.9	158.9	182.8	194.0	283.4	313.4	344.0	3
190.5	229.0	198.0	166.7	240.6	213.9	85.1	90.8	81.3	152.3	200.3	181.7	310.6	394.3	330.8	4
229.5	239.9	199.7	196.0	263.2	212.2	117.5	111.5	90.7	170.7	206.8	191.1	332.3	421.2	361.0	5
184.3	243.1	223.1	182.0	240.8	247.2	98.4	118.8	122.3	141.7	196.2	221.4	335.2	388.5	410.9	6
171.9	228.4	173.9	196.6	257.8	223.5	123.7	127.4	107.2	150.1	192.3	179.0	359.2	371.3	347.1	7
150.4	174.0	148.0	176.8	226.1	228.9	106.4	118.2	102.0	141.9	171.6	182.3	333.0	357.6	391.7	8
176.9	175.1	135.6	207.1	272.2	257.5	127.9	123.3	104.3	160.7	203.5	186.0	328.2	384.6	339.6	9
186.7	160.5	133.2	240.1	276.9	285.5	123.7	121.7	106.5	181.3	190.9	201.5	381.0	357.0	347.6	10
170.9	158.5		241.0	268.0		117.7	119.5		177.3	187.3		351.9	331.3		11
171.6	166.7		221.0	235.2		106.4	104.4		164.4	171.0		344.5	292.9		12
179.0	194.2		194.5	240.5		105.9	108.5		157.3	186.2		317.9	347.9		AI
INDEX OF PRICES															
119.4	117.0	120.7	122.8	119.9	118.3	106.8	102.8	106.3	113.7	107.3	108.9	145.0	113.1	102.7	1
118.9	117.9	119.8	122.4	120.8	117.6	105.6	101.1	105.0	113.3	107.7	108.6	141.0	114.7	101.8	2
118.7	118.7	120.2	122.1	120.6	118.3	104.1	102.9	103.6	110.8	108.7	110.5	138.0	116.6	102.5	3
117.7	119.1	121.5	120.9	119.9	119.1	102.9	103.3	104.7	108.6	109.2	109.6	129.6	114.0	102.3	4
118.0	120.3	121.4	120.9	121.7	119.9	101.5	103.3	102.7	108.8	108.9	109.7	124.1	113.7	103.3	5
117.5	120.6	120.8	120.5	121.3	120.4	100.7	104.6	102.2	108.0	110.8	108.0	123.9	111.8	104.2	6
116.8	121.0	120.2	119.9	118.8	120.5	99.0	104.3	101.7	108.1	109.5	107.9	117.8	111.5	104.8	7
114.9	121.2	119.7	118.3	119.3	119.7	97.9	106.2	100.9	106.5	109.8	106.3	112.6	110.3	105.4	8
114.8	121.9	120.0r	117.3	118.6	119.6	99.4	108.0	100.3	105.7	110.7	106.8r	112.1	109.1	107.3	9
116.3	121.8	120.1	119.3	118.4	120.2	100.7	108.0	100.1	106.9	110.0	107.2	110.8	109.2	106.9	10
117.8	121.2		120.0	117.6		101.6	106.9		108.3	110.0		111.0	106.5		11
116.8	120.6		119.3	117.9		103.1	107.4		107.1	109.5		110.7	103.8		12
117.3	120.1		120.5	119.7		101.7	104.8		109.0	109.4		123.5	111.0		AI
INDEX OF PHYSICAL VOLUME															
138.3	149.8	120.0	135.4	171.2	171.4	89.4	87.9	81.2	129.3	159.8	137.2	168.1	260.7	221.3	1
129.4	144.4	132.3	129.7	146.1	163.7	76.8	85.5	74.3	125.2	148.0	145.1	149.6	233.7	259.2	2
165.3	176.3	164.8	148.6	135.1	187.2	83.8	87.1	81.0	143.4	168.2	175.6	205.4	268.8	335.6	3
161.9	192.3	163.0	137.9	200.7	179.6	82.7	87.9	77.7	140.2	183.4	165.8	239.7	345.9	323.4	4
194.5	199.4	164.5	162.1	216.3	177.0	115.8	107.9	88.3	156.9	189.9	174.2	267.8	370.4	349.5	5
156.9	201.6	184.7	151.0	198.5	205.3	97.7	113.6	119.7	131.2	177.1	205.0	270.5	347.5	394.3	6
147.2	188.8	144.7	164.0	217.0	185.5	124.9	122.1	105.4	138.9	175.6	165.9	304.9	333.0	331.2	7
130.9	143.6	123.6	149.5	189.5	191.2	108.7	111.3	101.1	133.2	156.3	171.5	295.7	324.2	371.6	8
154.1	143.6	113.0r	176.6	229.5	215.3	128.7	114.2	104.0	152.0	183.8	174.2r	292.8	352.5	316.5	9
160.5	131.8	110.9	201.3	233.9	237.5	122.8	112.7	106.4	169.6	173.5	188.0	243.9	326.9	325.2	10
145.1	130.8		200.8	227.9		115.8	111.8		163.7	170.3		317.0	311.1		11
146.9	138.2		185.2	199.5		103.2	97.2		153.5	156.2		311.2	282.2		12
152.6	161.7		161.4	200.9		104.1	103.5		144.3	170.2		257.4	313.4		AI

IMPORTS INTO CANADA FOR CONSUMPTION

Changes affecting Previous Reports
 Cumulative Totals adjusted in November Report

1954
 Import
 List No.10

MONTH OF MARCH, 1954

Class Number

5182 - Add to United States..... 493 cwt. \$ -

MONTH OF MAY, 1954

5188 - Deduct from Alaska..... - \$ 234,655
 9196 - Add to Alaska..... - \$ 234,655

MONTH OF JUNE, 1954

5188 - Deduct from Alaska..... - \$ 219,269
 9196 - Add to Alaska..... - \$ 219,269

MONTH OF JULY, 1954

5188 - Deduct from Alaska..... - \$ 1,110,405
 9196 - Add to Alaska..... - \$ 1,110,405

MONTH OF AUGUST, 1954

5188 - Deduct from Alaska..... - \$ 711,874
 9196 - Add to Alaska..... - \$ 711,874

MONTH OF OCTOBER, 1954

1577 - Deduct from United Kingdom..... 60 cwt. \$ 2,508
 1579 - Add to United Kingdom..... 60 cwt. \$ 2,508
 3268 - Deduct from United Kingdom..... 6,060 lb. \$ 8,670
 3269 - Add to United Kingdom..... 6,060 lb. \$ 8,670
 4057 - Deduct from United States..... 17 M ft. \$ 2,895
 4051 - Add to United States..... 17 M ft. \$ 2,895
 6148 - Deduct from United States..... 151,200 no. no. \$ 7,076
 9127 - Add to United States..... 151,200 no. \$ 7,076
 7091 - Deduct from Netherlands..... 85,470 sq.ft. \$ 4,738
 7091 - Add to Germany West..... 85,470 sq.ft. \$ 4,738

DOMINION BUREAU OF STATISTICS
International Trade Division
External Trade Section

TRADE OF CANADA

IMPORTS

NOVEMBER, 1954

AND

ELEVEN MONTHS ENDED NOVEMBER, 1954

Published by Authority of
The Right Honourable C. D. Howe, Minister of Trade and Commerce



TABLE OF CONTENTS

	Page
EXPLANATORY NOTES	2
KEY TO ABBREVIATIONS OF COUNTRIES	3
SUMMARY TABLES:	
Imports into Canada for Consumption, by Countries	4
Imports into Canada for Consumption, by Main Groups ...	6
DETAILED TABLES:	
Imports for Consumption, by Articles and Countries:	
Agricultural and Vegetable Products (except Chemicals Fibres and Wood):	Class Number
A - Mainly Food	1 to 390
B - Other than Food	1501 to 1846
Animals and Animal Products (except Chemicals and Fibres)	2012 to 2348
Fibres, Textiles and Textile Products	3001 to 3574
Wood, Wood Products and Paper	4002 to 4311
Iron and Its Products	5001 to 5733
Non-Ferrous Metals and Their Products (except Gold)	6001 to 6256
Non-Metallic Minerals and Their Products (except Chemicals)	7001 to 7303
Chemicals and Allied Products	8001 to 8950
Miscellaneous Commodities	9000 to 9279

VALUE AND VOLUME at end of report

EXPLANATORY NOTES

1. In all the tables of imports in this Report, the quantities and values are based upon the declarations of importers (import entries), as subsequently checked by Customs officials.
2. Weight, where shown is the net weight of the goods, that is, it excludes the weight of the covers or receptacles, except in cases of certain goods, as provided in the Customs Tariff.
3. The expression "ton" means 2,000 pounds, and "cwt." 100 pounds, avoirdupois. Where other units of quantity are used, Imperial standards apply.
4. In this Report are trade items such as "Engines, gas, n.o.p., and parts", which show both quantities and values. In the item "Engines, gas, n.o.p., and parts", the quantity represents the number of complete gas engines only, while the value represents not only the value of the specified number of complete gas engines but also the value of all kinds of "Parts" of gas engines; therefore, in this item, and in similar items, the average value per unit cannot be ascertained.
5. "Imports" means "Imports entered for Consumption". "Entered for Consumption" does not imply that the goods have been actually consumed in Canada, but that they have passed into the custody of the importer and that duty has been paid on the dutiable portion.
6. For statistical purposes, the value of merchandise imported, as shown in this Report, is the value as determined for Customs duty purposes. In most cases, this would be the invoice value of the goods converted to Canadian dollars at authorized exchange ratios. The value does not include charges such as freight, insurance, handling, duties or taxes.
7. Imports into Canada are classified as received from the countries whence they were consigned to Canada. The countries of consignment are the countries from which the goods have come, without interruption of transit, except in the course of transshipment or transfer from one conveyance to another. The countries whence goods are consigned are not necessarily the countries of actual origin, since goods produced in one country may be purchased by a firm in another country and thence despatched, after a longer or shorter interval, to Canada. In such cases the second country would be the country of consignment to which the goods would be credited. An example is the case of tea grown in the Orient but purchased in the bonded market in London, England; Canadian statistics record such imports as coming from the United Kingdom.
8. The initials "N.O.P." mean "not otherwise provided for".
9. Some of the descriptions of articles used in this Report are abbreviated and incomplete due to lack of space and mechanical limitations. Full descriptions are shown in the annual printed report of the Trade of Canada.
10. Throughout this Report, figures are subject to revision.
11. The Foreign Trade of Newfoundland is included as from April 1, 1949.

KEY TO ABBREVIATIONS OF COUNTRIES

Note:— The classification of Countries with a statement of the territorial limits used for statistical purposes will be found in Volume I of the Annual Report of the Trade of Canada.

Aden	Aden	Iran	Iran
Afghan	Afghanistan	Iraq	Iraq
Alaska	Alaska	Ireland	Ireland
Albania	Albania	Israel	Israel
Virgin Is	American Virgin Islands	Ital Afr	Italian Africa
A E Sudan	Anglo-Egyptian Sudan	Italy	Italy
Arabia	Arabia	Jamaica	Jamaica
Argentina	Argentina	Japan	Japan
Australia	Australia	Jordan	Jordan
Austria	Austria	Korea	Korea
Azores	Azores and Madeira	Latvia	Latvia
Bahamas	Bahamas	Lebanon	Lebanon
Barbados	Barbados	Leew Wind	Leeward and Windward Islands
Bel Congo	Belgian Congo	Liberia	Liberia
Belgium	Belgium and Luxembourg	Libya	Libya
Bermuda	Bermuda	Lithuania	Lithuania
Bolivia	Bolivia	Madagascar	Madagascar
Brazil	Brazil	Malaya	Malaya and Singapore
B E Afr	British East Africa	Malta	Malta
B Guiana	British Guiana	Mexico	Mexico
B Hond	British Honduras	Morocco	Morocco
Bulgaria	Bulgaria	Nethrlnds	Netherlands
Burma	Burma	Neth Ant	Netherlands Antilles
Canary Is	Canary Islands	New Zeal	New Zealand
Ceylon	Ceylon	Nicaragua	Nicaragua
Chile	Chile	Nigeria	Nigeria
China	China, except Taiwan	Norway	Norway
Colombia	Colombia	B E I Other	Other British East Indies
C Rica	Costa Rica	B Oceania	Other British Oceania
Cuba	Cuba	B S A Other	Other British South Africa
Czecho S	Czechoslovakia	B W A Other	Other British West Africa
Denmark	Denmark	Pakistan	Pakistan
Dom Rep	Dominican Republic	Panama	Panama
Ecuador	Ecuador	Paraguay	Paraguay
Egypt	Egypt	Peru	Peru
El Salvd	El Salvador	Phil	Philippines
Estonia	Estonia	Poland	Poland
Ethiopia	Ethiopia	Portugal	Portugal
Falkland	Falkland Islands	Port E AF	Portuguese East Africa
Finland	Finland	Port W AF	Portuguese West Africa
Fiji	Fiji	Port Asia	Portuguese Asia
France	France	P Rico	Puerto Rico
Fr Africa	French Africa	Rhod Nyas	Rhodesia and Nyasaland
Fr E Ind	French East Indies	Roumania	Roumania
Fr Guiana	French Guiana	U S S R	U.S.S.R. (Russia)
Fr Oceana	French Oceania	S Leone	Sierra Leone
Fr W Ind	French West Indies	Spain	Spain
Gambia	Gambia	Span Afr	Spanish Africa
Germany E	Germany, Eastern	St. Pierre	St. Pierre and Miquelon
Germany W	Germany, Federal Republic of	Surinam	Surinam
Gibraltar	Gibraltar	Sweden	Sweden
G Coast	Gold Coast	Switzrlnd	Switzerland
Greece	Greece	Syria	Syria
Greenland	Greenland	Taiwan	Taiwan (Formosa)
Guatemala	Guatemala	Thailand	Thailand (Siam)
Haiti	Haiti (Republic of)	Trinidad	Trinidad and Tobago
Hawaii	Hawaii	Turkey	Turkey
Honduras	Honduras	Un So Afr	Union of South Africa
Hong Kong	Hong Kong	U Kingdom	United Kingdom
Hungary	Hungary	U States	United States
Iceland	Iceland	U S Ocea	United States Oceania
India	India	Uruguay	Uruguay
Indonesia	Indonesia	Venezuela	Venezuela
		Yugo Slav	Yugoslavia

Countries	Month of November		Eleven Months ended November	
	1953	1954	1953	1954
	\$	\$	\$	\$
Commonwealth Countries				
United Kingdom	38,856,552	26,474,965	415,045,040	358,637,830
Aden	-	-	9,912	76,048
British East Africa	1,689,991	1,523,574	8,658,710	15,509,712
Rhodesia and Nyasaland	11,294	112,960	3,859,539	1,159,613
Union of South Africa	596,336	697,064	4,463,010	5,739,379
Other British South Africa	-	-	8,464	2,680
Gambia	-	-	-	-
Gold Coast	15,313	7,313	3,108,935	1,980,262
Nigeria	-	-	1,583,479	855,370
Sierra Leone	-	-	2,227	7,398
Other British West Africa	-	-	400	500
Anglo-Egyptian Sudan	12,139	14,524	55,739	46,926
India	3,565,252	3,382,019	25,325,914	27,045,558
Pakistan	157,283	68,859	541,468	523,417
Ceylon	1,479,273	1,109,932	13,652,606	11,670,563
Malaya and Singapore	2,059,956	1,502,010	20,503,466	17,425,971
Other British East Indies	22,577	24,131	321,975	137,516
Bermuda	19,251	14,130	115,239	372,774
British Guiana	1,654,226	3,721,779	16,457,488	19,462,145
British Honduras	9,922	-	132,225	120,001
Barbados	209,293	107,669	2,145,389	5,183,225
Jamaica	259,505	1,436,579	11,614,110	14,517,101
Trinidad and Tobago	634,731	885,648	8,003,347	9,460,297
Bahamas	27,680	13,333	292,621	296,231
Leeward and Windward Islands	4,435	18,012	1,204,642	1,220,393
Falkland Islands	-	1,000	-	1,000
Gibraltar	-	-	-	609
Hong Kong	274,979	411,327	4,099,204	3,719,363
Malta	5,191	6,107	61,036	59,553
Australia	2,910,649	4,128,470	22,288,124	23,337,206
Fiji	909,317	818,141	4,267,153	5,620,505
New Zealand	289,977	151,361	8,368,294	7,225,506
Other British Oceania	-	-	-	-
Total Commonwealth Countries	55,675,122	46,730,907	576,209,756	531,460,652
Foreign Countries				
Afghanistan	16,092	-	23,860	9,232
Albania	-	-	-	-
Arabia	-	351,836	2,196,361	2,223,532
Argentina	361,927	486,121	8,252,902	2,416,898
Austria	343,221	303,732	2,710,522	2,859,753
Belgium and Luxembourg	2,418,187	2,832,864	27,495,357	23,501,103
Belgian Congo	179,830	-	1,801,268	1,341,391
Bolivia	323,584	6,498	1,409,374	267,114
Brazil	3,807,623	3,230,638	30,193,637	27,900,141
Bulgaria	-	-	497	88
Burma	-	-	2,285	79,427
Chile	4,199	6,093	1,052,498	230,697
China, (except Taiwan)	9,672	62,690	1,104,727	1,575,354
Taiwan	4,167	63,068	64,670	165,175
Colombia	2,551,461	1,628,876	21,273,869	22,736,355
Costa Rica	575,533	440,722	8,801,341	6,933,832
Cuba	564,938	324,998	11,256,206	9,469,475
Czechoslovakia	216,602	237,678	2,425,746	1,697,289
Denmark	300,686	455,723	1,997,342	3,292,776
Greenland	852	2,161	5,017	11,555
Dominican Republic	822,622	30,364	5,806,962	1,556,877
Ecuador	100,357	612,460	2,573,931	3,374,730
Egypt	744,429	4,925	4,071,630	302,592
El Salvador	1,466	11,700	1,380,395	711,305
Estonia	-	-	5,873	4,604
Ethiopia	5,321	6,284	43,582	96,731
Finland	127,231	107,872	543,981	545,140
France	2,229,367	2,522,897	20,440,241	19,926,994
French Africa	397,314	374,116	2,602,348	2,836,240
French East Indies	-	16,259	966	42,015
French Guiana	-	-	3,000	-
French Oceania	-	-	-	3,000
French West Indies	-	-	-	435
Madagascar	-	23,454	7,923	280,210
St. Pierre and Miquelon	5,072	7,028	65,533	29,622

Countries	Month of November		Eleven Months ended November	
	1953	1954	1953	1954
	\$	\$	\$	\$
Foreign Countries - Concluded				
Germany, Federal Republic of	5,162,162	5,205,135	32,805,143	40,524,877
Germany, Eastern	43,425	238,004	905,254	657,821
Greece	22,792	16,584	201,996	214,552
Guatemala	317,134	225,889	3,088,305	4,849,603
Haiti	27,385	78,239	682,380	1,483,574
Honduras	324,546	115,449	4,260,384	2,534,593
Hungary	14,072	14,867	120,551	202,517
Iceland	375	900	77,514	58,882
Iran	21,132	21,991	670,045	1,015,099
Iraq	210,357	94,323	322,333	106,191
Ireland	139,021	44,848	557,211	1,143,277
Italy	1,886,263	1,716,579	12,918,310	13,747,646
Italian Africa	-	-	-	-
Libya	-	-	-	72
Japan	896,143	1,958,815	11,532,378	15,899,447
Korea	21,880	858	54,156	168,919
Latvia	-	-	6,812	4,535
Liberia	125,834	-	371,734	135,202
Lithuania	240	-	3,120	1,625
Mexico	698,942	835,307	14,774,350	13,149,789
Morocco	24,017	15,418	511,961	192,342
Netherlands	2,159,624	1,928,479	20,975,818	21,324,490
Indonesia	47,150	66,499	570,417	557,361
Surinam	304,914	458,192	1,230,949	2,580,791
Netherlands Antilles	1,163,908	3,134,407	6,627,495	18,150,663
Nicaragua	4,615	-	380,991	181,184
Norway	307,122	258,756	2,199,311	1,902,817
Israel	87,126	96,665	1,258,270	949,744
Panama	201,158	619,761	3,379,310	5,370,527
Paraguay	-	20,270	248,714	519,900
Peru	231,430	148,523	2,503,905	2,121,891
Philippines	548,338	424,348	2,635,723	3,560,153
Poland	39,985	13,345	226,697	331,102
Portugal	297,746	260,120	1,756,270	1,646,512
Azores and Madeira	17,693	17,025	170,742	174,849
Portuguese East Africa) -	(-) 72,927	(164,192
Portuguese West Africa) -	(19,483) -	(181,449
Portuguese Asia	-	-	7,463	697
Roumania	625	-	7,210	3,134
Thailand	11,696	176,064	667,801	697,068
Spain	381,124	540,636	4,115,683	5,033,544
Canary Islands	4,933	3,016	27,592	26,049
Spanish Africa	-	-	1,710	-
Sweden	883,887	843,389	8,944,246	8,298,565
Switzerland	2,019,192	2,029,704	18,477,832	17,614,129
Lebanon	1,744,108	1,738,046	18,087,853	15,766,619
Syria	3,224	1,910	53,608	20,927
Jordan	-	-	-	-
Turkey	100,774	75,133	702,415	481,901
U.S.S.R. (Russia)	15,622	19,283	822,190	616,778
United States	244,519,383	273,458,634	2,974,467,696	2,718,317,470
Alaska	139,201	485,768	2,665,778	6,960,186
American Virgin Islands	-	-	-	44
Hawaii	465,843	284,810	4,420,481	4,990,792
Puerto Rico	91,215	39,720	746,114	1,157,045
United States Oceania	-	-	-	-
Uruguay	67,274	37,637	2,822,789	906,737
Venezuela	13,806,811	13,318,666	143,345,055	151,681,000
Yugoslavia	11,517	146,439	86,772	275,612
Total Foreign Countries	295,724,711	325,398,991	3,468,185,608	3,225,078,167
GRAND TOTAL	351,399,833	372,129,898	4,044,395,364	3,756,538,819

IMPORTS INTO CANADA FOR CONSUMPTION FROM ALL COUNTRIES, FROM THE UNITED KINGDOM
 AND FROM THE UNITED STATES, BY MAIN GROUPS (EXCLUDING GOLD)

Main Groups	Month of November		Eleven Months ended November	
	1953	1954	1953	1954
	\$	\$	\$	\$
<u>ALL COUNTRIES</u>				
Agricultural and Vegetable Products (except Chemicals, Fibres and Wood)	45,777,130	58,247,144	440,227,243	490,490,202
Animals and Animal Products (except Chemicals and Fibres)	7,021,599	7,178,791	80,201,170	77,552,026
Fibres, Textiles and Textile Products	30,051,701	30,369,193	361,346,082	303,508,638
Wood, Wood Products and Paper	13,822,504	15,094,095	147,449,935	152,186,985
Iron and Its Products	104,742,111	99,736,291	1,422,039,558	1,224,039,156
Non-Ferrous Metals and Their Products	33,638,340	35,557,794	334,602,805	323,332,952
Non-Metallic Minerals and Their Products (except Chemicals)	60,467,722	59,956,967	605,738,568	547,656,689
Chemicals and Allied Products	18,559,668	20,572,250	204,781,472	203,117,753
Miscellaneous Commodities	37,319,058	45,417,373	448,008,531	434,654,418
Total	351,399,833	372,129,898	4,044,395,364	3,756,538,819
<u>UNITED KINGDOM</u>				
Agricultural and Vegetable Products (except Chemicals, Fibres and Wood)	3,389,182	3,122,412	23,335,848	25,016,691
Animals and Animal Products (except Chemicals and Fibres)	1,093,384	670,620	12,511,819	9,774,434
Fibres, Textiles and Textile Products	7,965,182	6,253,911	106,211,821	82,471,289
Wood, Wood Products and Paper	561,216	392,061	4,466,584	4,531,820
Iron and Its Products	13,367,695	6,832,617	145,548,949	121,072,115
Non-Ferrous Metals and Their Products	4,595,358	3,160,153	47,811,982	43,353,367
Non-Metallic Minerals and Their Products (except Chemicals)	3,262,572	2,251,583	28,103,716	26,121,945
Chemicals and Allied Products	2,126,050	1,808,001	16,803,136	16,653,468
Miscellaneous Commodities	2,495,913	1,983,607	30,251,185	29,642,721
Total	38,856,552	26,474,965	415,045,040	358,637,830
<u>UNITED STATES</u>				
Agricultural and Vegetable Products (except Chemicals, Fibres and Wood)	19,707,307	29,222,669	194,655,214	224,669,932
Animals and Animal Products (except Chemicals and Fibres)	4,080,242	4,663,466	49,600,169	47,380,832
Fibres, Textiles and Textile Products	14,765,128	18,486,537	179,937,747	162,036,930
Wood, Wood Products and Paper	12,255,784	13,582,720	134,674,547	137,775,769
Iron and Its Products	87,193,558	86,968,166	1,233,953,083	1,058,360,685
Non-Ferrous Metals and Their Products	22,562,426	27,100,713	238,523,123	237,471,082
Non-Metallic Minerals and Their Products (except Chemicals)	37,615,256	35,999,839	381,288,427	306,926,891
Chemicals and Allied Products	15,177,599	17,236,095	177,258,662	176,098,924
Miscellaneous Commodities	31,162,083	40,198,429	384,576,724	367,596,425
Total	244,519,383	273,458,634	2,974,467,696	2,718,317,470

IMPORTS INTO CANADA FOR CONSUMPTION

Articles and Countries from which Imported	MONTH OF NOVEMBER 1954		ELEVEN MONTHS ENDED NOVEMBER 1954		Class Number	
	Quantities	Values (\$)	Quantities	Values (\$)		
GROUP 1						
AGRICULTURAL PRODUCTS						
A MAINLY FOOD						
APPLES FRESH	236 NEW ZEAL 400 U STATES		1227552 36301597	87841 2125306	1	
		1076640	47436	37529149		
APRICOTS QUINCES FRESH	312 CHILE 400 U STATES		11066 8055451	1761 670001	2	
		3000	174	8066517		
BANANAS		3000	174	671762	3	
	222 B HOND 312 CHILE 314 COLOMBIA 315 C RICA 316 CUBA 320 DOM REP 321 ECUADOR 337 GUATEMALA 338 HAITI 339 HONDURAS 352 MEXICO 361 PANAMA 400 U STATES	12113 45445 55341 22988 15041 75926 47	93903 399556 441889 197158 114395 619626 533	1981 257 168438 828657 714 11224 332178 393586 1681 339649 253 665941 2768	14728 2275 1251812 6697299 7095 79295 2491485 3058650 11861 2486303 1924 5285354 33979	
		226901	1867060	2747327	21422060	
CHERRIES FRESH	400 U STATES				4	
		1460	273	3670738	903391	
CRANBERRIES FRESH	400 U STATES				5	
		1460	273	3670738	903391	
GRAPEFRUIT FRESH					6	
	100 U KINGDOM 231 HONG KONG 339 HONDURAS 400 U STATES	2420	328	16875 8336 792238	499 1200 31203	
		10030644	304782	128604689	4192467	
		10033064	305110	129422138	4225369	
GRAPES FRESH					7	
	100 U KINGDOM 207 UN SO AFR 304 ARGENTINA 312 CHILE 327 FRANCE 372 SPAIN 400 U STATES			9807 156792 53611 151129 4422 154350	1243 19495 10005 26025 658 8750	
		16806450	960053	89376528	6108802	
		16960800	968803	89906639	6174978	
GUAVAS MANGOES PLANTAINS FRESH	400 U STATES				8	
			5035		44539	
			5035		44539	
LEMONS FRESH					9	
	372 SPAIN 400 U STATES			4000	11000	
		32734	186423	366187	2018150	
		32734	186423	370187	2029150	
LIMES FRESH					10	
	228 LEEW WIND 400 U STATES			167	424	
		56	166	14314	42299	
		56	166	14481	42723	
MUSKMELONS CANTALOUPE FRESH					11	
	312 CHILE 352 MEXICO 372 SPAIN 400 U STATES			186474 2488499 110250	12637 129618 4000	
		194027	9724	26250596	1011027	
		194027	9724	29035819	1157282	
MELONS FRESH N O P					12	
	316 CUBA 352 MEXICO 400 U STATES			4565 128628	2724 53121	
		2765	879	2803036	926340	
		2765	879	2936229	982185	
ORANGES MANDARINES FRESH					13	
	100 U KINGDOM 207 UN SO AFR 224 JAMAICA 231 HONG KONG 344 ITALY 347 JAPAN 352 MEXICO 360 ISRAEL 372 SPAIN 400 U STATES	8442	16591	2333 8442 48 115 2000 33982 13726 1090 88535	3909 16591 86 433 3390 80057 28219 2218 81419	
		807611	1506198	9631391	20633858	
		843666	1588240	9781662	20850180	
PEACHES FRESH					14	
	312 CHILE 400 U STATES			7192	962	
		800	98	24894422	1501937	
		800	98	24901614	1502899	
PEARS FRESH					15	
	304 ARGENTINA 400 U STATES			31600	6027	
		746566	43666	22437796	1543724	
		746566	43666	22469396	1549751	
PINEAPPLES FRESH					16	
	234 AUSTRALIA					
				13313	67122	

IMPORTS INTO CANADA FOR CONSUMPTION

Articles and Countries from which Imported	MONTH OF NOVEMBER 1954		ELEVEN MONTHS ENDED NOVEMBER 1954		Class Number
	Quantities	Values (\$)	Quantities	Values (\$)	
316 CUBA	11604	29685	141641	527291	
352 MEXICO	25	109	1190	3735	
383 HAWAII			2407	9403	
384 P RICO	390	1857	8815	37729	
400 U STATES	476	1532	2437	8007	
	12495	33183	169803	653287	
PLUMS OR PRUNES FRESH	LB				17
312 CHILE			54207	7833	
400 U STATES	3756	54	10155292	1010291	
	3756	54	10209499	1018124	
BERRIES FRESH N O P	LB				18
400 U STATES	8250	837	433214	82553	
	8250	837	433214	82553	
STRAWBERRIES FRESH	LB				19
400 U STATES	5513	1157	8211339	1674207	
	5513	1157	8211339	1674207	
FRESH FRUITS N O P					20
383 HAWAII				925	
400 U STATES		12811		70370	
		12811		71295	
APPLES DRIED	LB				31
234 AUSTRALIA	14000	3786	886490	251843	
400 U STATES	1195383	22026	2387650	72451	
	1209383	25812	3274140	324294	
APRICOTS NECTARINES DRIED	LB				32
100 U KINGDOM	750	240	5515	1682	
207 UN SO AFR			2500	877	
234 AUSTRALIA			180	71	
372 SPAIN			640	218	
400 U STATES	94590	43740	753853	319002	
	95340	43980	762688	321850	
BANANAS DRIED	LB				33
309 BRAZIL	1080	1084	3511	3601	
400 U STATES			6950	7311	
	1080	1084	10461	10912	
CURRENTS ORIED	LB				34
100 U KINGDOM			179132	15593	
234 AUSTRALIA	477120	63393	4589036	622648	
336 GREECE			4000	446	
400 U STATES	42285	6771	272728	39828	
	519405	70164	5044898	678515	
DATES	LB				36
231 HONG KONG	1028	280	4108	1191	
327 FRANCE	32062	11442	44885	15723	
335 GERMANY W			138950	9425	
342 IRAN			3213218	333906	
343 IRAQ	966188	94323	984808	95713	
400 U STATES	272547	52666	679591	133773	
	1271825	158711	5065560	589731	
FIGS DRIED AND FIG PASTE	LB				37
336 GREECE			82850	9732	
366 PORTUGAL			147554	18937	
379 TURKEY	167038	28249	1023871	114856	
400 U STATES	185500	43910	1177327	244695	
	352538	72159	2431602	388220	
PEACHES ORIED	LB				38
400 U STATES	31362	8013	245498	65562	
	31362	8013	245498	65562	
PRUNES OR PLUMS DRIED UNPITTED	LB				39
231 HONG KONG			1400	423	
400 U STATES	3921936	720621	14531951	2659197	
	3921936	720621	14533351	2659620	
PEARS DRIED	LB				40
400 U STATES	12475	5184	80939	24872	
	12475	5184	80939	24672	
RAISINS	LB				41
207 UN SO AFR	750	220	1582	405	
234 AUSTRALIA	5156653	746980	28894052	4212558	
400 U STATES	3448199	454145	19514188	2434494	
	8605602	1201345	48409822	6647457	
FRUITS DRIED N O P	LB				42
231 HONG KONG	10441	6283	32308	20184	
400 U STATES	53189	18091	245308	79149	
	63630	24374	277616	99333	
APRICOTS CANNEO	LB				49
100 U KINGDOM	11420	1389	98340	12315	
207 UN SO AFR			128710	21359	
234 AUSTRALIA	18961	2568	231808	31880	
400 U STATES	438500	56160	4009447	525902	
	468881	60117	4468305	591456	
PEACHES CANNEO	LB				50
100 U KINGDOM			1600	236	
234 AUSTRALIA	117014	16507	755381	104946	
400 U STATES	1454408	160266	10718520	1197932	
	1571422	176773	11475501	1303114	
CHERRIES SULPHURED OR IN BRINE	LB				51
344 ITALY	948328	147836	5349783	719565	
354 NETHRLNOS			141813	13781	
400 U STATES			2250	887	
	948328	147836	5493846	734233	
OLIVES SULPHURED OR IN BRINE	LB				52
328 FR AFRICA	3795	654	335692	28994	
336 GREECE	24000	3086	312618	47237	
344 ITALY			436510	43150	
363 PERU			2300	817	
366 PORTUGAL			29282	8190	

IMPORTS INTO CANADA FOR CONSUMPTION

Articles and Countries from which Imported	MONTH OF NOVEMBER 1954		ELEVEN MONTHS ENDED NOVEMBER 1954		Class Number
	Quantities	Values (\$)	Quantities	Values (\$)	
372 SPAIN	573370	153987	6143349	1456033	53
400 U STATES	277480	51873	1122309	219346	
LEMON ORANGE GRAPE FRUIT RINDS	878645	209600	8382060	1803767	
100 U KINGDOM				323	
231 HONG KONG		385		2791	
316 CUBA				29875	
327 FRANCE				655	
338 HAITI				2868	
344 ITALY				90640	
384 P HICO		2879		30915	
400 U STATES		3201		19295	
PEARS IN CANS		6465		177362	55
234 AUSTRALIA	Lb 44024	6076	435948	62127	
400 U STATES	337559	53090	1731467	263700	56
PINEAPPLE IN CANS	381583	59166	2167415	325827	
218 MALAYA	Lb 36000	5312	265250	38252	
234 AUSTRALIA	677090	86009	4259225	607247	
235 FIJI			131580	18612	
316 CUBA			266525	25690	
352 MEXICO	514815	53597	7613497	804875	
383 HAWAII	1434067	203205	26582928	3498316	
393 TAIWAN			1598	195	
400 U STATES	113542	14611	306125	43453	
FRUITS IN CANS N O P	2775514	362734	39426728	5036640	57
100 U KINGDOM	Lb		324896	34002	
215 INDIA			252	73	
231 HONG KONG	1050	272	9029	3004	
234 AUSTRALIA	43900	5551	334341	37777	
306 BELGIUM	79343	16264	79343	16264	
316 CUBA			29503	4971	
318 DENMARK	840	331	840	231	
347 JAPAN	28253	3414	677311	86082	
354 NETHRLNDS	94180	17031	1021519	142092	
375 SWEDEN	5455	1150	13052	3098	
400 U STATES	275180	27035	3251571	341560	
FRUITS FROZEN	528201	70948	5741657	669154	58
100 U KINGDOM	Lb		11424	1642	
354 NETHRLNDS	139087	27225	704408	130332	
400 U STATES	405412	93480	3519322	666632	
FRUITS NUTS PICKLED PRESERVED	544499	120705	4235154	798606	60
100 U KINGDOM	GAL 387	1137	3640	12835	
215 INDIA	1025	2088	4552	8366	
223 BARBADOS			4788	2035	
224 JAMAICA			418	559	
231 HONG KONG	1338	4014	7152	18565	
316 CUBA			58580	64161	
327 FRANCE			18509	14750	
344 ITALY	144	194	22317	10707	
347 JAPAN	30	65	288	590	
354 NETHRLNDS			4261	5676	
372 SPAIN			54	366	
383 HAWAII			105	66	
400 U STATES	880	1901	20142	37688	
FRUIT PULP N O P	3804	9399	144806	176364	61
100 U KINGDOM	Lb 62692	5377	270272	25285	
207 UN SO AFR			39375	4703	
218 MALAYA	22250	1683	64050	5112	
227 BAHAMAS			11700	1054	
231 HONG KONG			584	209	
234 AUSTRALIA	299613	27723	1142647	114160	
316 CUBA	156000	14191	462168	43175	
318 DENMARK			35262	6957	
327 FRANCE			306709	38178	
344 ITALY			22104	718	
352 MEXICO	285113	25177	2782581	263183	
354 NETHRLNDS	668902	90660	3709373	450665	
372 SPAIN			121197	8486	
383 HAWAII	40126	4632	597424	69383	
400 U STATES	168164	18064	335857	42862	
JELLIES JAMS MARMALADES	1702860	187507	9901303	1074130	62
100 U KINGDOM	Lb 506606	87869	4087384	689390	
224 JAMAICA	4800	678	42360	4272	
231 HONG KONG	624	97	8018	1431	
234 AUSTRALIA			1152	201	
306 BELGIUM	504	134	504	134	
327 FRANCE			60	102	
328 FR AFRICA	4497	472	11243	1325	
336 GREECE	2646	925	2646	925	
347 JAPAN			2013	199	
354 NETHRLNDS	1857	278	25156	3809	
359 NORWAY			4683	947	
375 SWEDEN			730	216	
376 SWITZRLNO	1938	586	4153	1179	
383 HAWAII			784	293	
400 U STATES	10748	2874	173015	51849	
GRAPEFRUIT ORANGE LEMON PULP	534220	93913	4363901	756272	63
224 JAMAICA	Lb 41110	1113	325561	9347	

IMPORTS INTO CANADA FOR CONSUMPTION

Articles and Countries from which Imported	MONTH OF NOVEMBER 1954		ELEVEN MONTHS ENDED NOVEMBER 1954		Class Number
	Quantities	Values (\$)	Quantities	Values (\$)	
344 ITALY			2773	122	
400 U STATES	33680	1841	165543	9101	
	74790	2954	493877	18570	
MIXED FRUITS IN CANS	LB				64
100 U KINGDOM	570	102	9970	1890	
231 HONG KONG			254	67	
234 AUSTRALIA	46190	6386	236867	38839	
400 U STATES	6134514	814766	27158295	3718871	
	6181274	821254	27405386	3759667	
FRUIT JUICE CONCENTRATED FROZEN	GAL				67
383 HAWAII	4680	14124	4680	14124	
400 U STATES	110563	299031	1420286	3730423	
	115243	313155	1424966	3744547	
LEMON JUICE	GAL				68
100 U KINGDOM			1611	2159	
400 U STATES	4159	9262	179125	366211	
	4159	9262	160736	368370	
ORANGE JUICE	GAL				69
100 U KINGDOM			1161	1539	
400 U STATES	343881	222120	4036361	2984842	
	343881	222120	4037522	2986381	
PECTIN	LB				70
100 U KINGDOM			33250	1128	
306 BELGIUM			1073	2564	
318 DENMARK			1783	2384	
335 GERMANY W	1500	1752	2400	3055	
400 U STATES	19050	18491	111652	163533	
	20550	20243	150158	172664	
GRAPE JUICE OVER 1 GALLON	GAL				73
LIME JUICE NOT REFINED	GAL				74
224 JAMAICA			1184	867	
225 TRINIDAD			1285	987	
228 LEEW WIND	7097	5121	25787	15508	
	7097	5121	28256	17362	
FRUIT JUICES SPIRIT FORTIFIED	GAL				75
400 U STATES			546	5567	
			546	5567	
BLENDED FRUIT JUICES	GAL				76
223 BARBADOS			1500	708	
225 TRINIDAD			10920	4949	
400 U STATES	220093	126995	2243787	1336075	
	220093	126995	2256207	1341732	
FRUIT JUICES NON	GAL				77
100 U KINGDOM	656	1507	20844	29629	
225 TRINIDAD	3589	1036	3589	1036	
228 LEEW WIND			828	776	
234 AUSTRALIA			1615	2982	
318 DENMARK			198	680	
354 NETHRLNDS	154	298	2213	4706	
400 U STATES	34380	36140	278228	281886	
	38779	38981	307515	321695	
GRAPEFRUIT JUICE	GAL				78
100 U KINGDOM			110	125	
225 TRINIDAD	660	297	46583	21361	
400 U STATES	253881	119993	2610842	1233854	
	254541	120290	2657535	1255340	
PINEAPPLE JUICE	GAL				79
234 AUSTRALIA	1305	828	179151	121377	
235 FIJI			7203	4778	
352 MEXICO	13498	7020	111692	65919	
383 HAWAII	85999	58202	1370005	974862	
400 U STATES	704	580	12604	8880	
	101506	66630	1680655	1175816	
FRUIT SYRUPS CONCENTRATED JUICES	GAL				80
100 U KINGDOM			2945	6155	
224 JAMAICA	212	914	366	1223	
327 FRANCE			27915	54050	
335 GERMANY W			126	355	
352 MEXICO	1458	4132	1458	4132	
354 NETHRLNDS	90	950	26688	41281	
400 U STATES	8159	32863	177731	595758	
	9919	38859	237229	702954	
COCOANUTS	NO				81
222 B HOND			1000	118	
320 DOM REP			24000	1674	
339 HONDURAS	16250	1054	90600	6416	
361 PANAMA			45930	3666	
384 P RICO	67800	4564	644346	39931	
400 U STATES	14250	1112	33850	2441	
	98300	6730	839726	54246	
COCOANUT DESICCATED	LB				83
100 U KINGDOM	36000	3597	147892	16076	
215 INDIA	20000	2660	149500	15666	
217 CEYLON	1604050	157265	8072223	842754	
355 INDONESIA			148900	15281	
364 PHIL	10000	1267	178900	24737	
383 HAWAII			1566	1515	
400 U STATES	211135	53309	2169257	590396	
	1881185	218098	10868238	1506425	
COPRA NOT PREPARED	LB				84
364 PHIL	5600000	390470	37500000	2893038	
383 HAWAII			4682000	333746	
	5600000	390470	42182000	3226784	

IMPORTS INTO CANADA FOR CONSUMPTION

Articles and Countries from which Imported	MONTH OF NOVEMBER 1954		ELEVEN MONTHS ENDED NOVEMBER 1954		Class Number
	Quantities	Values (\$)	Quantities	Values (\$)	
ALMONDS NOT SHELLED	LB				91
344 ITALY	22046	3888	82272	12075	
372 SPAIN	36375	5883	526118	74164	
400 U STATES	371021	85443	672055	155950	
	429442	95214	1280445	242189	
BRAZIL NUTS NOT SHELLED	LB				92
100 U KINGDOM			241113	68463	
309 BRAZIL	176000	25603	1408424	244835	
400 U STATES	17500	4244	17500	4244	
	193500	29847	1667037	317542	
FILBERTS HAZEL NOT SHELLED	LB				93
344 ITALY	273271	60204	868343	175482	
372 SPAIN			22046	4397	
400 U STATES	221540	56441	238980	60229	
	494811	116645	1129369	240108	
PEANUTS GREEN SHELLED OR NOT	LB				94
203 S E AFR	10800	1100	10800	1100	
207 UN SO AFR	723690	83101	874660	102875	
215 INDIA			17503005	1954708	
231 HONG KONG			514161	68852	
352 MEXICO	1673762	193282	32781185	4067113	
354 NETHRLNDS	40267	5806	622760	96014	
372 SPAIN			4708103	467440	
400 U STATES	130618	16573	6282639	1173965	
	2579137	299862	63297313	7932067	
PECANS NOT SHELLED	LB				95
400 U STATES	64768	17788	482388	123441	
	64768	17788	482388	123441	
WALNUTS NOT SHELLED	LB				96
344 ITALY	109903	21164	126438	24399	
391 LEBANON			21646	3759	
400 U STATES	1668080	480550	2360424	674914	
	1777983	501714	2508508	703072	
OTHER NUTS NOT SHELLED	LB				97
231 HONG KONG			2287	566	
344 ITALY	46477	5781	46477	5781	
347 JAPAN	9020	1196	13310	1760	
400 U STATES	126764	22781	250843	61978	
	182261	29758	312917	70085	
ALMONDS SHELLED	LB				101
100 U KINGDOM	14982	7885	110630	58277	
231 HONG KONG	320	206	2157	1884	
344 ITALY	33069	15649	154515	71411	
366 PORTUGAL	19600	9047	203320	86036	
372 SPAIN	1100	565	672232	231769	
400 U STATES	180844	96020	1362230	705439	
	249915	129372	2505084	1154816	
PEANUTS N O P	LB				102
100 U KINGDOM	1956	783	1956	783	
231 HONG KONG	1120	238	7700	2045	
400 U STATES	16414	5632	164476	55737	
	19490	6653	174132	58565	
WALNUTS SHELLED	LB				103
100 U KINGDOM			43703	16563	
215 INDIA	11200	6488	1371263	480718	
231 HONG KONG			861286	303372	
313 CHINA			3781185	1285535	
327 FRANCE	22702	9877	781429	365550	
342 IRAN	22000	9215	1275796	491651	
344 ITALY	6000	2084	430949	164495	
347 JAPAN			5000	2059	
379 TURKEY	22046	9918	211485	95382	
400 U STATES	133211	62905	293345	132177	
	217159	100487	9055441	3337502	
OTHER NUTS SHELLED	LB				104
231 HONG KONG	1696	412	5329	1389	
344 ITALY	1102	797	11011	8336	
347 JAPAN	1320	131	1320	131	
400 U STATES	19964	11585	155269	97235	
	24082	12925	172929	107091	
BRAZIL NUTS SHELLED	LB				105
308 BOLIVIA	11550	6498	50226	29592	
309 BRAZIL	68640	38676	261380	148670	
363 PERU			19800	11906	
400 U STATES			790	516	
	80190	45174	332196	190684	
CASHEW NUTS SHELLED	LB				106
100 U KINGDOM	344	231	704	464	
215 INDIA	637750	205627	2043950	686172	
400 U STATES	15577	6778	164070	67670	
	653671	212636	2208724	754306	
PECANS SHELLED	LB				107
352 MEXICO			14640	7491	
400 U STATES	61816	53710	857552	611280	
	61816	53710	872192	618771	
FILBERTS SHELLED	LB				108
344 ITALY			71204	31778	
354 NETHRLNDS			9921	5029	
372 SPAIN			297172	111321	
376 SWITZRLND			14397	6271	
379 TURKEY	33316	17356	115655	55379	
400 U STATES			261049	128074	
	33316	17356	769398	337852	
ASPARAGUS FRESH	LB				111
400 U STATES	1680	424	4020474	527074	
	1680	424	4020474	527074	

Articles and Countries from which Imported	MONTH OF NOVEMBER 1954		ELEVEN MONTHS ENDED NOVEMBER 1954		Class Number
	Quantities	Values (\$)	Quantities	Values (\$)	
BEANS GREEN FRESH	LB				112
352 MEXICO	3010	304	7568	1606	
400 U STATES	960789	95481	9442777	802008	
	963799	95785	9450345	803614	
BEETS FRESH EXCEPT SUGAR BEETS	LB				114
400 U STATES	27310	272	2877268	107216	
	27310	272	2877268	107216	
CABBAGE FRESH	LB				115
400 U STATES	211956	6671	59183258	1129692	
	211956	6671	59183258	1129692	
CARROTS FRESH	LB				116
400 U STATES	1532734	57099	68978763	2410845	
	1532734	57099	68978763	2410845	
CAULIFLOWER FRESH	LB				117
400 U STATES	1231255	55638	20410138	709012	
	1231255	55638	20410138	709012	
CELERY FRESH	LB				118
400 U STATES	4006658	160144	71185308	2554734	
	4006658	160144	71185308	2554734	
CUCUMBERS FRESH	LB				119
316 CUBA			42765	5073	
400 U STATES	2229777	110131	14301399	833319	
	2229777	110131	14344164	838392	
LETTUCE FRESH	LB				120
400 U STATES	10524598	494281	99005051	3971993	
	10524598	494281	99005051	3971993	
MUSHROOMS TRUFFLES FRESH	LB				121
100 U KINGDOM			314	224	
231 HONG KONG	457	1359	1828	4777	
327 FRANCE	12677	2889	28585	12910	
335 GERMANY W	200	210	200	210	
347 JAPAN	8047	14428	28388	44108	
400 U STATES	24880	13019	62846	28909	
	46261	31905	122161	91138	
ONIONS FRESH	LB				122
100 U KINGDOM			30250	951	
234 AUSTRALIA			309694	9843	
312 CHILE			253356	9771	
322 EGYPT			2351918	38717	
344 ITALY			27557	1150	
352 MEXICO			3182656	59258	
354 NETHRLNDS			3750	305	
372 SPAIN	561271	9816	1983367	32378	
400 U STATES	3836784	153796	55876971	1492057	
	4398055	163612	64019519	1644430	
PEAS GREEN FRESH	LB				123
352 MEXICO			224514	10598	
400 U STATES	28605	4535	862368	66456	
	28605	4535	1086882	77054	
POTATOES SWEET AND YAMS FRESH	CWT				124
231 HONG KONG	53	1223	111	1913	
400 U STATES	21899	103211	92241	499351	
	21952	104434	92352	501264	
POTATOES FRESH EXCEPT SEED	CWT				125
400 U STATES	301096		1925462		
	431748	713232	1956114	4469154	
	431748	713232	1956114	4469154	
SPINACH FRESH	LB				126
400 U STATES	691720	42156	6101898	384190	
	691720	42156	6101898	384190	
TOMATOES FRESH	LB				127
227 BAHAMAS	186500	8862	1636173	99753	
316 CUBA			187037	14849	
352 MEXICO			42237438	1898395	
400 U STATES	9885711	569537	81058565	5135048	
	10072211	578399	125119213	7148045	
VEGETABLES FRESH	LB				128
N O P					
231 HONG KONG	30980	1967	201524	17345	
304 ARGENTINA			32170	4792	
306 BELGIUM	1972	253	4436	888	
312 CHILE			6484	1384	
316 CUBA			1215	137	
335 GERMANY W			11000	1852	
344 ITALY	91696	10181	308743	37306	
347 JAPAN	1250	108	8950	639	
352 MEXICO			378073	37558	
354 NETHRLNDS			66138	16482	
372 SPAIN			56535	4727	
400 U STATES	3726066	254230	35882862	2351850	
	3851964	266739	36958130	2474960	
MUSTARD LIQUID					131
100 U KINGDOM		122		201	
305 AUSTRIA				139	
306 BELGIUM				240	
327 FRANCE		850		5267	
335 GERMANY W		67		2458	
354 NETHRLNDS		246		1697	
400 U STATES		64		7097	
		1349		17099	
PASTE HASH VEGETABLE MEAT FISH	LB				132
100 U KINGDOM	162972	37538	1135117	264904	
231 HONG KONG	1020	512	4242	1706	
234 AUSTRALIA			35325	5775	
318 DENMARK	1479	1162	14610	8067	
327 FRANCE	1441	1905	11386	14348	
344 ITALY	90	98	2823	2456	
347 JAPAN	970	244	12185	3238	

Articles and Countries from which Imported	MONTH OF NOVEMBER 1954		ELEVEN MONTHS ENDED NOVEMBER 1954		Class Number
	Quantities	Values (\$)	Quantities	Values (\$)	
354 NETHRLNDS	993	340	2909	857	
359 NORWAY	4872	485	30311	3547	
366 PORTUGAL			375	234	
375 SWEDEN			304	49	
376 SWITZRLND			706	396	
388 YUGO SLAV	5985	2394	12170	4582	
400 U STATES	282925	82966	2117502	747828	
	462747	127644	3379965	1057987	
POTATOES ORIED	LB				133
100 U KINGDOM			215200	54514	
354 NETHRLNDS			22087	6276	
400 U STATES	52340	5571	161372	19857	
	52340	5571	398659	80647	
VEGETABLES DRIED N O P	LB				134
100 U KINGDOM			25820	5315	
231 HONG KONG	11175	3742	62788	24166	
322 EGYPT	20140	4080	83136	19296	
327 FRANCE	3694	1566	20134	8910	
344 ITALY	2000	633	3000	983	
347 JAPAN	850	267	9796	2061	
354 NETHRLNDS			13876	3852	
400 U STATES	106865	23364	1374743	303318	
	144724	33652	1593293	367901	
VEGETABLES FROZEN	LB				135
400 U STATES	1188319	175886	10005717	1565478	
	1188319	175886	10005717	1565478	
TOMATOES CANNED	LB				137
344 ITALY	1202639	90632	2878481	215223	
372 SPAIN	309000	19834	309000	19834	
400 U STATES	1762367	137241	2408147	197756	
	3274006	247707	5595628	432813	
TOMATO PASTE CANNED	LB				138
336 GREECE	2640	404	2640	404	
344 ITALY	1779892	272905	5748046	892889	
372 SPAIN			55044	7348	
400 U STATES	2602706	365499	7096173	970930	
	4445238	638808	12901903	1871571	
TOMATO PULP AND PUREE CANNED	LB				139
344 ITALY			10404	796	
372 SPAIN	1026138	151693	1026138	151693	
400 U STATES	38778	2522	132038	11490	
	1064916	154215	1168580	163979	
TOMATO JUICE CANNED	LB				140
400 U STATES	2170775	146556	16862275	1088242	
	2170775	146556	16862275	1088242	
ASPARAGUS IN CANS	LB				141
306 BELGIUM			3687	955	
327 FRANCE			2492	1593	
400 U STATES	132661	30799	833341	193961	
	132661	30799	839520	196509	
CORN IN CANS	LB				143
400 U STATES	810092	112968	2796991	393835	
	810092	112968	2796991	393835	
MUSHROOMS AND TRUFFLES IN CANS	LB				144
100 U KINGDOM	533	342	799	509	
231 HONG KONG	140	365	1130	2812	
318 DENMARK	300	453	300	453	
327 FRANCE	78261	19166	269994	74016	
347 JAPAN	790	258	6640	7375	
376 SWITZRLND	474	233	474	233	
400 U STATES	134	148	65716	36366	
	80632	20965	345053	121764	
PEAS IN CANS	LB				145
100 U KINGDOM			3402	247	
306 BELGIUM			21125	3527	
327 FRANCE	6000	987	15338	3011	
400 U STATES	120500	13175	1920312	176632	
	126500	14162	1960177	183417	
VEGETABLES N O P IN CANS	LB				147
100 U KINGDOM			16900	1644	
231 HONG KONG	14582	3363	109361	22528	
306 BELGIUM	1750	300	10858	1852	
327 FRANCE			4931	2921	
328 FR AFRICA			1320	433	
335 GERMANY W	2200	184	15587	998	
336 GREECE	3652	343	21145	2663	
344 ITALY			2966	516	
347 JAPAN	1709	448	39752	5383	
354 NETHRLNDS	5062	512	57831	6600	
372 SPAIN	7033	3023	41094	7735	
400 U STATES	434783	42501	3472137	291355	
	470771	50674	3793882	344628	
PIMENTOS IN CANS	LB				148
344 ITALY			18100	3358	
372 SPAIN	7500	1625	16069	4233	
400 U STATES	55200	15058	252961	70424	
	62700	16683	287130	78015	
BEANS GREEN OR WAX CANNED	LB				149
306 BELGIUM			1963	401	
327 FRANCE	13000	2031	16364	2583	
354 NETHRLNDS	705	143	6242	901	
400 U STATES	110800	9495	113545	9894	
	124505	11669	138114	13779	
BEANS BAKED CANNED	LB				150
100 U KINGDOM			7452	1051	
306 BELGIUM			2223	406	

IMPORTS INTO CANADA FOR CONSUMPTION

Articles and Countries from which Imported	MONTH OF NOVEMBER 1954		ELEVEN MONTHS ENDED NOVEMBER 1954		Class Number
	Quantities	Values (\$)	Quantities	Values (\$)	
327 FRANCE			4010	614	
354 NETHRLNDS	330	76	9769	1450	
400 U STATES	403716	36291	3295428	296039	
	404046	36367	3318882	299560	
PICKLES					152
100 U KINGDOM	GAL 1118	3344	17233	40795	
215 INDIA	152	372	394	1356	
227 BAHAMAS	4320	2463	73818	42044	
231 HONG KONG	1027	2158	12069	19904	
306 BELGIUM			236	607	
318 DENMARK	84	60	143	199	
327 FRANCE	183	276	1330	2856	
335 GERMANY W	140	174	140	174	
336 GREECE	289	433	8878	9967	
344 ITALY	6211	9811	31654	48176	
347 JAPAN	350	863	5081	11298	
354 NETHRLNDS	29712	33799	157374	171421	
372 SPAIN	1045	1988	11728	11927	
400 U STATES	38185	53180	467805	523810	
	62816	108921	787883	884534	
SAUCES N O P AND CATSUPS					153
100 U KINGDOM	GAL 458	1238	4209	10443	
215 INDIA			21	141	
224 JAMAICA	497	1069	914	1381	
231 HONG KONG	2930	7954	18610	37947	
327 FRANCE			381	459	
335 GERMANY W			622	1931	
344 ITALY			1330	1218	
347 JAPAN			1278	1759	
354 NETHRLNDS	325	1468	1550	4924	
400 U STATES	86172	113036	643550	826486	
	90382	124765	672465	886689	
SAUCES SOY					155
231 HONG KONG	GAL 7658	6166	47472	37148	
347 JAPAN	970	1068	15144	19526	
400 U STATES	552	526	18765	16850	
	9180	7760	81381	73524	
BARLEY BUCKWHEAT AND RYE					161
335 GERMANY W	BUSH		236	821	
400 U STATES			5212	11748	
			5448	12569	
BEANS SOYA					162
231 HONG KONG	LB 1716	195	6766	751	
363 PERU			1380	234	
400 U STATES	134428620	6220199	293041430	15493263	
	134430336	6220394	293049576	15494248	
BEANS N O P					163
100 U KINGDOM	LB		8000	1118	
203 B E AFR	617076	42773	1010535	70198	
231 HONG KONG	42616	4349	88690	10112	
306 BELGIUM			1102	208	
327 FRANCE			2200	602	
344 ITALY	114088	10852	223768	20726	
347 JAPAN	200	73	5400	909	
354 NETHRLNDS	1349	280	42583	4608	
363 PERU			19000	2259	
400 U STATES	998110	98561	5081591	534196	
	1773439	156888	6482869	644936	
INDIAN CORN					167
207 UN SO AFR	BUSH		1127485	1634291	
400 U STATES	657275	1078138	4822049	8218058	
	657275	1078138	5949534	9852349	
OATS					168
400 U STATES	BUSH 59	58	11888	18787	
	59	58	11888	18787	
PEAS SPLIT					169
100 U KINGDOM	LB		13440	1000	
354 NETHRLNDS			563	73	
391 LEBANON			44092	3458	
400 U STATES	117108	8752	562944	43520	
	117108	8752	621039	48051	
PEAS N O P					170
231 HONG KONG	LB 1500	135	3600	445	
236 NEW ZEAL	6902	351	29694	1688	
328 FR AFRICA	11000	770	27535	2216	
352 MEXICO			104500	14021	
354 NETHRLNDS	400	94	1254	178	
400 U STATES	187784	15764	5764477	612643	
	207586	17114	5931060	631191	
RICE UNCLEANEED UNHULLED PADDY					171
234 AUSTRALIA	CWT		1564	7437	
400 U STATES	87941	404436	581764	3132739	
	87941	404436	583328	3140176	
RICE CLEANED					172
234 AUSTRALIA	CWT		11234	39370	
304 ARGENTINA			20943	44748	
306 BELGIUM			4508	19270	
311 BURMA			11027	50760	
321 ECUADOR			1000	6825	
344 ITALY			660	8486	
354 NETHRLNDS	1885	18193	3664	35536	
363 PERU			30864	133478	
400 U STATES	24002	204719	193832	1855410	
	25887	222912	277732	2193883	
WHEAT					174
375 SWEDEN	BUSH		15	53	

Articles and Countries from which Imported	MONTH OF NOVEMBER 1954		ELEVEN MONTHS ENDED NOVEMBER 1954		Class Number
	Quantities	Values (\$)	Quantities	Values (\$)	
400 U STATES	1500	5093	537987	954041	181
BARLEY POT PEARL ROAST GROUND	1500	5093	538002	954094	
400 U STATES			5460	726	182
BRAN AND MILL FEED			5460	726	
100 U KINGDOM			45	214	183
400 U STATES	3613	9525	44014	118234	
BUCKWHEAT MEAL OR FLOUR	3613	9525	44059	118448	184
CORN MEAL					
400 U STATES	868	7614	5042	47618	185
HOMINY CRACKED OR URIED CORN	868	7614	5042	47618	
400 U STATES	16559	63406	102340	425218	187
MALT FLOUR	16559	63406	102340	425218	
100 U KINGDOM			6500	799	188
400 U STATES	91000	6883	481900	36758	
OATMEAL AND ROLLED OATS	91000	6883	488400	37557	189
100 U KINGDOM			4208	820	
400 U STATES			3150	341	191
RICE STARCH FLOUR MEAL FEED			7358	1161	
231 HONG KONG	7400	1524	29100	5885	192
327 FRANCE	1191	201	1191	201	
347 JAPAN			5880	995	193
400 U STATES			65832	6889	
RYE FLOUR	8591	1725	102003	13970	194
400 U STATES					
209	1278	1154	8653	192	
SAGO AND CASSAVA FLOUR EDIBLE	209	1278	1154		8653
218 MALAYA	1120	50	55381	4666	193
231 HONG KONG			3100	644	
309 BRAZIL			68482	6704	194
355 INDONESIA			1872	116	
400 U STATES	14201	1587	32687	3861	193
SEMOLINA	15321	1637	161522	15991	
WHEAT FLOUR					194
100 U KINGDOM	23	217	95	807	
354 NETHRLNOS			24	123	201
400 U STATES	429	4755	899	13519	
BISCUITS AND BREAD DIETARY	452	4972	1018	14449	203
100 U KINGDOM		448		23669	
335 GERMANY W				95	204
400 U STATES		2455		22074	
BISCUITS NOT SWEETENED N O P		2903		45838	203
100 U KINGDOM	25088	11208	285409	114480	
231 HONG KONG	144	82	807	374	204
318 DENMARK	5500	1411	33909	7405	
335 GERMANY W	575	489	575	489	205
347 JAPAN	4470	1513	32512	11147	
354 NETHRLNDS	7965	1474	54894	11143	206
359 NORWAY	3396	968	33070	4810	
375 SWEDEN	2265	849	334679	62095	207
376 SWITZRLNO			1354	906	
400 U STATES	229920	70824	1618507	495158	204
BISCUITS SWEETENED N O P	279323	88818	2395716	708007	
100 U KINGDOM	580645	264426	4709587	1900981	205
231 HONG KONG	548	323	1564	899	
305 AUSTRIA	17798	5874	32106	10257	206
306 BELGIUM	123814	39972	552853	169004	
318 DENMARK	844	257	21370	5251	207
327 FRANCE	5031	1850	23091	8074	
335 GERMANY W	9119	3529	16401	6274	208
344 ITALY	214	245	1295	975	
347 JAPAN	128	116	6065	2068	209
354 NETHRLNOS	27922	7574	108380	32258	
365 POLAND			3487	571	210
375 SWEDEN			4350	1083	
376 SWITZRLNO	1355	944	26907	16325	211
400 U STATES	81567	19441	1109494	285483	
BREAD PASSOVER MATZO PRODUCTS	848985	344551	6616950	2439503	205
400 U STATES				236601	
CEREAL FOODS 25 POUNDS OR LESS				236601	206
100 U KINGDOM	814	234	3615	1179	
231 HONG KONG	1940	684	10162	4321	207
327 FRANCE			1587	388	
335 GERMANY W	7685	1292	45509	8441	208
347 JAPAN			1325	343	
354 NETHRLNDS	6355	582	17706	1904	209
400 U STATES	237172	55801	4694262	964351	
CEREAL FOODS PREPARED N O P	253966	58593	4774166	980927	207
100 U KINGDOM		71		8596	
335 GERMANY W				568	

Articles and Countries from which Imported	MONTH OF NOVEMBER 1954		ELEVEN MONTHS ENDED NOVEMBER 1954		Class Number
	Quantities	Values (\$)	Quantities	Values (\$)	
347 JAPAN				576	
354 NETHRLNDS				562	
400 U STATES		61496		398302	
		61567		408604	
MACARONI AND VERMICELLI	LB				208
231 HONG KONG	7269	1774	37176	10459	
327 FRANCE			584	126	
344 ITALY			8808	1172	
347 JAPAN			2980	388	
354 NETHRLNDS	962	103	18534	2091	
400 U STATES	149869	23709	1090980	170154	
	158100	25586	1159062	184390	
MILK FOODS N O P					209
100 U KINGDOM		169		987	
354 NETHRLNDS		628		3708	
375 SWEDEN				2238	
376 SWITZRLND				226	
400 U STATES		10665		154321	
		11462		161480	
ARROWROOT	LB				221
100 U KINGDOM	360	137	360	137	
228 LEEWIND			334480	43840	
231 HONG KONG			1800	178	
400 U STATES			130000	18466	
	360	137	466640	62621	
MALT WHOLE CRUSHED OR GROUND	LB				224
400 U STATES			190608	21634	
			190608	21634	
SAGO AND TAPIOCA	LB				225
218 MALAYA	12000	517	114400	6530	
309 BRAZIL			27690	4211	
355 INDONESIA	165987	13254	520621	43083	
359 NORWAY	880	136	880	136	
400 U STATES	114085	20733	1406950	274852	
	292952	34640	2070541	328812	
ALL OTHER BREADSTUFFS N O P					226
400 U STATES		1840		17508	
		1840		17508	
COCOANUT OIL N O P EDIBLE	CWT				231
100 U KINGDOM	9	137	9	137	
400 U STATES	644	11498	5021	89255	
	653	11635	5030	89392	
COTTON SEED OIL N O P EDIBLE	CWT				233
354 NETHRLNDS			21	519	
400 U STATES	2070	33005	28567	470613	
	2070	33005	28588	471132	
OLIVE OIL N O P EDIBLE	CWT				234
327 FRANCE	153	4448	1314	36230	
328 FR AFRICA	550	11086	1188	24395	
336 GREECE	4	60	757	19373	
344 ITALY	2275	68114	14684	375136	
372 SPAIN	300	7230	4405	110475	
400 U STATES	29	822	1624	43661	
	3311	91760	23972	609270	
PEANUT OIL N O P EDIBLE	CWT				235
231 HONG KONG	82	1993	664	14871	
400 U STATES	38	1056	1163	30884	
	120	3049	1827	45755	
SOYA BEAN OIL N O P EDIBLE	CWT				236
400 U STATES	5488	73067	54579	883307	
	5488	73067	54579	883307	
CONFECTIONERY CHOCOLATE	LB				241
100 U KINGDOM	597178	257802	4653495	1911196	
305 AUSTRIA	19463	11540	52374	34417	
306 BELGIUM	19420	12091	198001	67049	
317 CZECHOS			7986	4197	
318 DENMARK	35445	9734	88394	26488	
327 FRANCE	10849	3808	81690	30295	
335 GERMANY W	41167	28024	270272	143357	
344 ITALY	688	498	3287	2177	
354 NETHRLNDS	64934	35668	248769	123656	
360 ISRAEL			28098	9812	
375 SWEDEN			843	322	
376 SWITZRLND	17466	9902	66220	40988	
389 IRELAND			7382	3500	
400 U STATES	118144	51421	1147221	450757	
	924754	420488	6854032	2848211	
OTHER CONFECTIONS SWEETENED	LB				242
100 U KINGDOM	48867	11997	334407	76980	
231 HONG KONG			5304	1818	
234 AUSTRALIA	5400	1026	10928	2357	
306 BELGIUM	1600	298	10475	1781	
318 DENMARK			13400	3618	
326 FINLAND			1906	368	
327 FRANCE	1036	322	7290	1825	
335 GERMANY W	3694	1341	11052	1742	
344 ITALY	385	77	1384	263	
354 NETHRLNDS	22131	3013	69740	10909	
389 IRELAND	2700	677	2700	677	
400 U STATES	128553	37725	1121687	303491	
	214366	56476	1590273	405829	
FRUITS PEELS CANNIED	LB				243
100 U KINGDOM			5000	700	
207 UN SO AFR	11984	1367	62984	7426	
231 HONG KONG	160	140	1094	494	
234 AUSTRALIA			99040	11817	

IMPORTS INTO CANADA FOR CONSUMPTION

Articles and Countries from which Imported	MONTH OF NOVEMBER 1954		ELEVEN MONTHS ENDED NOVEMBER 1954		Class Number	
	Quantities	Values (\$)	Quantities	Values (\$)		
327 FRANCE	56409	14580	522554	121594		
344 ITALY	1080	741	1986	1198		
354 NETHRLNDS	95	59	95	59		
400 U STATES	41476	7898	259066	39565		
	111204	24785	951819	182853		
GINGER PRESERVED	LB				244	
100 U KINGDOM			2172	774		
231 HONG KONG	49718	14106	186754	45410		
	49718	14106	188926	46184		
CHEWING GUM SWEETENED	LB				245	
100 U KINGDOM	224	54	7713	2931		
318 DENMARK			9105	1478		
400 U STATES	116809	32084	1022358	250686		
	117033	32138	1039176	255095		
SUGAR CANDY CONFECTIONERY N O P	LB				246	
100 U KINGDOM	816513	167850	9109968	1779442		
223 BARBADOS	13247	1511	73006	10437		
224 JAMAICA	3010	417	77356	11799		
231 HONG KONG	6561	2703	24426	8578		
234 AUSTRALIA			170	63		
305 AUSTRIA	13790	4658	108347	37574		
306 BELGIUM	4219	722	6921	1554		
317 CZECHOS	12537	1349	23560	1939		
318 DENMARK	13880	4469	166753	48952		
326 FINLAND			1388	344		
327 FRANCE	2418	863	16208	4703		
335 GERMANY W	9210	2261	83786	23042		
336 GREECE	3154	841	3154	841		
344 ITALY	14318	9317	37088	23974		
347 JAPAN	300	84	741	132		
354 NETHRLNDS	64172	12777	439591	89488		
360 ISRAEL			7920	1958		
365 POLAND			63524	5921		
376 SWITZRLND	1236	522	4572	1958		
384 P RICO			610	188		
400 U STATES	183661	50707	1659614	437084		
	1162226	261051	11908703	2489971		
GLUCOSE AND SYRUP CORN SYRUP	CWT					251
100 U KINGDOM			260	1647		
400 U STATES	3593	26151	57515	447322		
	3593	26151	57775	448969		
MOLASSES 20 TO 35 DEGREES	GAL				252	
225 TRINIDAD	6560	5410	6560	5410		
316 CUBA			2160551	523087		
383 HAWAII			13626	1752		
384 P RICO			250000	26730		
400 U STATES	153289	29098	2401528	431457		
	159849	34508	4832265	988436		
MOLASSES 35 TO 56 DEGREES	GAL				253	
400 U STATES			12667	1647		
			12667	1647		
MOLASSES OVER 56 DEGREES	CWT				254	
MOLASSES EMPIRE PRODUCTION	GAL				255	
215 INDIA			1018	523		
221 B GUIANA			1846560	158489		
223 BARBADOS	125892	71927	3008336	1687824		
224 JAMAICA			2023360	192851		
225 TRINIDAD			2027200	177122		
228 LEEW WIND	33265	2484	122136	9971		
	159157	74411	9028610	2226780		
SYRUPS AND MOLASSES N O P	CWT				256	
100 U KINGDOM	348	2486	4094	30070		
316 CUBA			933	3742		
400 U STATES	158	2215	3373	39748		
	506	4701	8400	73560		
SUGAR RAW IMPORTED BY REFINERS	CWT				262	
203 B E AFR	214923	845198	1851228	7618670		
207 UN SO AFR			134597	521384		
221 B GUIANA	499479	1901906	2038068	8091644		
223 BARBADOS			784023	3196835		
224 JAMAICA	338546	1300541	2448772	9825527		
225 TRINIDAD			224000	908287		
228 LEEW WIND			246465	989663		
234 AUSTRALIA	648995	2329127	1889677	6994062		
235 FIJI	190265	818141	1296226	5584771		
316 CUBA			1533461	5169181		
	1892208	7194913	12446517	48900024		
SUGAR RAW N O P	CWT					263
221 B GUIANA	25424	104540	128170	541189		
224 JAMAICA	2725	11832	110370	467267		
	28149	116372	238540	1008456		
SUGAR REFINED	CWT				264	
100 U KINGDOM			47	372		
316 CUBA			14000	61912		
400 U STATES	4	87	19574	119768		
	4	87	33621	182052		
SUGAR AND SYRUP MAPLE	LB				265	
400 U STATES			10611	5915		
			10611	5915		
INVERT SUGAR AND SUBSTITUTES	CWT				266	
100 U KINGDOM	1108	6683	1408	8300		
400 U STATES	7	50	409	3486		
	1115	6733	1817	11786		
COCOA BEANS NOT ROASTED	CWT				271	
100 U KINGDOM			350	14118		

IMPORTS INTO CANADA FOR CONSUMPTION

Articles and Countries from which Imported	MONTH OF NOVEMBER 1954		ELEVEN MONTHS ENDED NOVEMBER 1954		Class Number
	Quantities	Values (\$)	Quantities	Values (\$)	
210 G COAST			32698	1624437	
211 NIGERIA			14892	718467	
217 CEYLON	470	20645	2454	116942	
224 JAMAICA	1181	53130	16052	671084	
225 TRINIDAD	2100	112323	10136	488086	
228 LEEW WIND			500	27527	
309 BRAZIL	4203	192873	36321	1881800	
315 C RICA			150	7527	
320 DOM REP			4733	273580	
321 ECUADOR	2297	103271	8263	427865	
328 FR AFRICA			1651	60663	
354 NETHRLNDS	1323	89013	13195	777480	
361 PANAMA			1111	66201	
387 VENEZUELA			1993	89779	
400 U STATES	10457	552121	123921	6874909	
	22031	1123376	268420	14120465	
COCOA BUTTER	LB				273
100 U KINGDOM			35878	39360	
224 JAMAICA	2282	1815	114282	116542	
309 BRAZIL	72752	58397	1141773	950493	
327 FRANCE	50705	49864	460729	470372	
344 ITALY			79145	81977	
354 NETHRLNDS	110538	91009	784562	707011	
400 U STATES	340952	325410	2954530	2876317	
	577229	526495	5570899	5242072	
COCOA PASTE NOT SWEETENED	LB				274
100 U KINGDOM	142576	55190	1068440	403142	
224 JAMAICA			42463	10966	
309 BRAZIL	55115	9388	300769	66531	
352 MEXICO			34236	10296	
354 NETHRLNDS	81720	40746	888985	306138	
400 U STATES			66862	16182	
	279411	105324	2401755	813255	
COCOA PASTE SWEETENED	LB				275
100 U KINGDOM			57550	30785	
335 GERMANY W			16132	6723	
354 NETHRLNDS			10165	3571	
376 SWITZRLND			1604	682	
400 U STATES	9350	5016	805125	211278	
	9350	5016	890576	253039	
COCOA OR CHOCOLATE POWDER	LB				276
100 U KINGDOM			237961	70297	
318 DENMARK			237123	41557	
327 FRANCE	33069	13726	768448	150214	
344 ITALY	50692	21940	250221	75813	
354 NETHRLNDS	178633	62404	1069423	359958	
376 SWITZRLND			99226	39694	
400 U STATES	339495	109741	4172387	1234481	
	601889	207811	6834789	1972014	
COCOA AND CHOCOLATE PREPS NOP	LB				277
100 U KINGDOM	1120	331	587352	165648	
236 NEW ZEAL			1120	223	
305 AUSTRIA			600	132	
306 BELGIUM			140	121	
317 CZECHO S	532	250	532	250	
318 DENMARK			3240	582	
335 GERMANY W	2648	1521	3873	1955	
344 ITALY			6445	1750	
354 NETHRLNDS	1692	722	51950	15321	
389 IRELAND	169032	41324	698342	230199	
400 U STATES	28870	7754	548656	133579	
	203894	51902	1902250	549760	
CHICORY	LB				282
306 BELGIUM			168034	13349	
327 FRANCE			2774	348	
354 NETHRLNDS	3131	289	80476	8919	
400 U STATES	12385	3217	94178	29289	
	15516	3506	345462	51905	
COFFEE GREEN	LB				283
100 U KINGDOM	92934	75413	2471039	1612112	
202 ADEN			79992	65323	
203 B E AFR	775148	429711	9289199	5976315	
218 MALAYA			31563	18277	
224 JAMAICA	19812	13204	24212	15378	
225 TRINIDAD	34830	14821	929554	499074	
303 ARABIA	6880	4560	33475	21655	
306 BELGIUM			105603	65977	
307 BEL CONGO			230877	139142	
309 BRAZIL	3414958	2245139	26256108	17733356	
314 COLOMBIA	2186245	1534360	29621239	21428188	
315 C RICA	55225	36874	330126	218790	
320 DOM REP	40388	25581	2000633	1191981	
321 ECUADOR	105919	63946	718022	427020	
323 EL SALVO	16756	8143	1184942	681978	
325 ETHIOPIA	8875	6284	136303	96731	
328 FR AFRICA	8756	4828	526077	248624	
333 MADAGASCAR			55845	25052	
337 GUATEMALA	39889	28530	2023518	1302384	
338 HAITI	18169	8749	847652	494257	
352 MEXICO	373456	248676	4556497	2874133	
354 NETHRLNDS			563756	467243	
358 NICARAGUA			260421	157729	
363 PERU	128175	89162	537471	364656	
384 P RICO			1054325	652746	
387 VENEZUELA	97381	67614	731552	520562	
395 PORT W AF			252401	156966	

IMPORTS INTO CANADA FOR CONSUMPTION

Articles and Countries from which Imported	MONTH OF NOVEMBER 1954		ELEVEN MONTHS ENDED NOVEMBER 1954		Class Number
	Quantities	Values (\$)	Quantities	Values (\$)	
400 U STATES	202166	101581	1055520	663630	286
COFFEE AND SUBSTITUTES N O P	7625962	5007176	85907922	58119279	
100 U KINGDOM	LB		3178	1886	287
224 JAMAICA	5000	3943	233296	157623	
225 TRINIDAD			10000	5516	289
352 MEXICO	99156	52531	176777	95639	
400 U STATES	148201	106417	1496467	1006019	292
COFFEE EXTRACT OF N O P	252357	162891	1919718	1266683	
100 U KINGDOM	LB		293875	125395	291
400 U STATES	23414	9438	507197	1800767	
CLOVES UNGROUND	35377	118545	801072	1926162	292
100 U KINGDOM	LB		16281	8382	
203 B E AFR	4340	1605	85880	31532	293
218 MALAYA			800	763	
327 FRANCE			5620	2639	294
333 MADAGASCAR			20882	9552	
400 U STATES			3707	2210	295
GINGER UNGROUND	4340	1605	133170	55478	
100 U KINGDOM	LB		39502	5715	296
212 S LEONE			49780	7398	
215 INDIA			10080	1991	297
224 JAMAICA			167650	33714	
231 HONG KONG	3640	405	30160	3280	298
347 JAPAN			2953	343	
400 U STATES	180	50	4169	1206	299
MUSTARD GROUND	3820	455	304294	53647	
100 U KINGDOM	LB		472243	192064	294
400 U STATES	49099	13805	161140	44748	
NUTMEGS AND MACE UNGROUND	3660	774	633383	236812	295
100 U KINGDOM	LB		4375	1120	
225 TRINIDAD	3500	673	3500	673	296
228 LEEW WIND	21622	8770	341838	105714	
400 U STATES			13346	3862	297
NUTMEGS AND MACE GROUND	25122	9443	363059	111369	
354 NETHRLNDS	LB		66	67	298
400 U STATES			1540	2069	
PEPPER UNGROUND			1606	2136	299
100 U KINGDOM	LB		150312	73425	
203 B E AFR	12457	3903	27844	10634	300
211 NIGERIA	4371	1667	18350	4103	
215 INDIA	134160	59945	1316286	798916	301
218 MALAYA	181213	86086	531019	326130	
219 B E OTHER	43680	24131	226144	162815	302
347 JAPAN			40800	10932	
354 NETHRLNDS	5485	3068	5485	3068	303
355 INDONESIA	4586	2294	16077	10656	
372 SPAIN			14300	4424	304
400 U STATES	25976	8911	68623	32328	
SPICES N O P UNGROUND	411928	190005	2415240	1437431	305
100 U KINGDOM	LB		50014	19781	
217 CEYLON	2240	153	14811	6021	306
224 JAMAICA	12880	6007	66500	22130	
231 HONG KONG	17900	1046	358442	43477	307
313 CHINA			22400	1415	
329 F R E IND			2393	741	308
335 GERMANY W			13589	6892	
340 HUNGARY			5500	1526	309
352 MEXICO			4432	674	
354 NETHRLNDS			53807	6994	310
355 INDONESIA	4410	393	75192	6325	
400 U STATES	5330	1778	48332	8768	311
GINGER AND SPICES N O P GROUND	42760	9377	715412	124744	
100 U KINGDOM	LB		13628	10609	312
215 INDIA	608	596	10756	2736	
231 HONG KONG	3360	678	80	64	313
335 GERMANY W	66	75	66	75	
340 HUNGARY			11000	3183	314
354 NETHRLNDS	170	79	1781	769	
372 SPAIN	37136	10645	294150	87054	315
376 SWITZRLND			2248	723	
388 YUGO SLAV			1100	354	316
400 U STATES	20509	8839	186923	70850	
TONQUIN BEANS CRUDE	61849	20912	521732	176417	317
225 TRINIDAD	LB		2157	1261	
309 BRAZIL	2157	1261	8157	6335	318
VANILLA BEANS CRUDE	3036	2442	10314	7596	
100 U KINGDOM	LB		439	2399	319
203 B E AFR			37	138	
228 LEEW WIND			1050	8589	320
327 FRANCE	999	9941	2603	21353	
352 MEXICO			9290	80915	321
400 U STATES	3563	21909	30454	198180	
	4562	31850	43873	311574	

Articles and Countries from which Imported	MONTH OF NOVEMBER 1954		ELEVEN MONTHS ENDED NOVEMBER 1954		Class Number
	Quantities	Values (\$)	Quantities	Values (\$)	
SEEDS AROMATIC CRUDE UNGROUND	LB				301
100 U KINGDOM			4713	657	
215 INDIA	940	244	15052	3905	
231 HONG KONG			1120	182	
327 FRANCE			552	99	
328 FR AFRICA			25241	1111	
337 GUATEMALA			754	1301	
352 MEXICO	2208	380	2208	380	
353 MOROCCO	64678	4480	215848	12903	
354 NETHRLNDS	20845	3435	144847	19767	
372 SPAIN			1100	204	
400 U STATES	8539	2606	54134	15280	
	97210	11145	465569	55789	
TEA BLACK	LB				319
100 U KINGDOM	8307	6473	4251713	2712261	
203 B E AFR	139724	77945	1894078	987073	
215 INDIA	2239535	1374374	19306226	9929515	
217 CEYLON	1099586	640760	15789405	8138176	
218 MALAYA	3840	2169	30780	14986	
231 HONG KONG	6931	4912	81673	48240	
307 BEL CONGO			10039	4503	
313 CHINA	766	604	2209	1641	
347 JAPAN	63436	23582	207639	73248	
354 NETHRLNDS	2299	1376	104866	66466	
355 INDONESIA			477623	227785	
363 PERU			5000	2684	
393 TAIWAN	107710	54085	339581	150253	
400 U STATES	1180	1018	80051	47169	
	3673314	2187298	42580883	22404000	
TEA GREEN	LB				320
100 U KINGDOM			20940	12952	
231 HONG KONG	3117	2044	9958	7501	
347 JAPAN	100215	35986	482977	181423	
354 NETHRLNDS			468	354	
400 U STATES	1341	652	6171	3102	
	104673	38682	520514	205332	
VINEGAR	GAL				341
100 U KINGDOM			948	1299	
327 FRANCE	301	473	2243	3871	
347 JAPAN			45	59	
354 NETHRLNDS	52	143	52	143	
366 PORTUGAL	1250	311	2956	812	
400 U STATES	63	90	52998	15453	
	1666	1017	59242	21637	
YEAST IN CAKES AND PACKAGES	LB				352
400 U STATES	759	569	3402	3428	
	759	569	3402	3428	
YEAST IN BULK	LB				353
400 U STATES	6410	4901	41130	13603	
	6410	4901	41130	13603	
HOPS	LB				362
100 U KINGDOM	68707	56588	96303	77231	
335 GERMANY W	14897	9682	28676	14905	
388 YUGO SLAV			5581	4616	
400 U STATES	836719	440436	1728859	1000034	
	920323	506706	1859419	1096786	
LIQUORICE UNSWEETENED	LB				364
354 NETHRLNDS	189	78	189	78	
400 U STATES	88676	16935	573099	106099	
	88865	17013	573288	106177	
MALT SYRUP AND EXTRACTS	LB				365
100 U KINGDOM	36107	6637	335454	58497	
400 U STATES	129200	25089	1233208	233453	
	165307	31726	1568662	291950	
ESSENCES EXTRACTS N O P	GAL				367
100 U KINGDOM			813	7720	
327 FRANCE			28	320	
335 GERMANY W	4	220	6	332	
400 U STATES	78	2449	652	25534	
	82	2669	1499	33906	
FOODSTUFFS TAR 18A 19 140A 206					369
400 U STATES		565		9570	
		565		9570	
VEGETABLE FOOD PRODUCTS N O P					390
100 U KINGDOM		31241		234373	
231 HONG KONG		8930		32194	
306 BELGIUM				6813	
318 DENMARK				800	
335 GERMANY W		821		5376	
347 JAPAN		316		1369	
354 NETHRLNDS		1740		20883	
376 SWITZRLND		424		2018	
392 SYRIA				867	
400 U STATES		188517		1800821	
		231989		2105514	

Articles and Countries from which Imported	MONTH OF NOVEMBER 1954		ELEVEN MONTHS ENDED NOVEMBER 1954		Class Number
	Quantities	Values (\$)	Quantities	Values (\$)	
<u>GROUP 1</u>					
<u>AGRICULTURAL PRODUCTS</u>					
<u>B OTHER THAN FOOD</u>					
ALE BEER PORTER AND STOUT	GAL				1501
100 U KINGDOM	18529	23786	193117	244781	
318 DENMARK			1600	1144	
335 GERMANY W			886	1257	
347 JAPAN	220	611	1312	3676	
354 NETHRLNDS			1500	1216	
366 PORTUGAL			10	72	
389 IRELAND			200	251	
	18749	24397	198625	252397	
BRANDY	P GAL				1511
100 U KINGDOM	173	1463	931	7533	
207 UN SO AFR	10447	29200	80053	231815	
232 MALTA	409	1962	2428	11723	
234 AUSTRALIA	7162	23350	56837	173714	
327 FRANCE	15807	143451	128602	1078355	
336 GREECE	103	868	776	6901	
344 ITALY	21	129	345	2345	
360 ISRAEL			280	4401	
366 PORTUGAL	3109	12205	16669	71616	
372 SPAIN	425	2690	1904	11943	
388 YUGO SLAV	73	469	818	4915	
400 U STATES	2101	7415	6211	15222	
	39830	223202	295854	1620483	
CORDIALS AND LIQUEURS N O P	P GAL				1512
100 U KINGDOM	2616	33409	17573	198597	
207 UN SO AFR			136	1265	
224 JAMAICA			140	1060	
225 TRINIDAD	98	1797	1159	18415	
231 HONG KONG			109	2267	
234 AUSTRALIA	205	1832	886	8405	
313 CHINA			24	584	
318 DENMARK	841	14679	3683	64282	
327 FRANCE	5838	67384	28117	311497	
344 ITALY	95	943	184	1864	
354 NETHRLNDS	3361	35074	15122	150233	
359 NORWAY	396	1994	841	4199	
375 SWEDEN	94	564	393	1801	
376 SWITZRLND			73	1274	
384 P RICO	246	1263	1341	6957	
388 YUGO SLAV			40	274	
400 U STATES			190	714	
	13790	158939	70011	773688	
GIN	P GAL				1513
100 U KINGDOM	11210	59208	81530	430879	
354 NETHRLNDS	804	3412	5978	21608	
400 U STATES			3	114	
	12014	62620	87511	452601	
RUM	P GAL				1514
100 U KINGDOM	52994	231062	349254	1259267	
221 B GUIANA	29740	39414	247641	351627	
223 BARBADOS	8012	31004	73407	233862	
224 JAMAICA	7263	33898	125159	348073	
225 TRINIDAD	10351	50148	53012	236789	
228 LEEW WIND			140	461	
234 AUSTRALIA			6824	13875	
316 CUBA	1905	21151	8692	95023	
327 FRANCE	27	201	653	6252	
384 P RICO	3858	27637	37987	280904	
	114150	434515	902769	2826133	
WHISKY	P GAL				1515
100 U KINGDOM	135696	1092921	771209	6164569	
304 ARGENTINA	39597	81917	39597	81917	
389 IRELAND			10297	43507	
400 U STATES	74885	175713	786107	1566486	
	250178	1350551	1607210	7856479	
ABSINTHE ALCOHOLIC LIQUORS NOP	P GAL				1516
327 FRANCE			38	254	
			38	254	
WINES NON SPARKLING	GAL				1530
100 U KINGDOM	17116	84033	78695	378594	
207 UN SO AFR	23492	39274	168546	275934	
231 HONG KONG	269	529	341	1462	
232 MALTA			7796	11524	
234 AUSTRALIA	35594	75908	243612	486055	
327 FRANCE	34915	129299	227952	801663	
328 FR AFRICA	2967	3881	37591	51581	
335 GERMANY W	1850	8696	11686	54378	
336 GREECE	323	716	19718	22009	
340 HUNGARY			429	1656	
344 ITALY	23254	70978	118515	360268	
347 JAPAN			78	227	
360 ISRAEL			762	2882	
366 PORTUGAL	23025	44866	146396	273653	
367 AZORES	200	821	1578	6019	
372 SPAIN	13457	38753	62424	207789	
376 SWITZRLND	305	1271	2017	8627	
388 YUGO SLAV			77	200	

IMPORTS INTO CANADA FOR CONSUMPTION

Articles and Countries from which imported	MONTH OF NOVEMBER 1954		ELEVEN MONTHS ENDED NOVEMBER 1954		Class Number
	Quantities	Values (\$)	Quantities	Values (\$)	
389 IRELAND			3922	20110	1560
400 U STATES	1585	4705	15484	46065	
WINES SPARKLING	178352	503730	1147619	3010696	
	GAL				1560
100 U KINGDOM			110	1235	
234 AUSTRALIA			759	1957	
306 BELGIUM	108	1437	405	5376	
327 FRANCE	5085	56948	27902	339552	
335 GERMANY W	156	810	683	3566	
344 ITALY	248	1155	1650	7942	
354 NETHRLMDS			148	1800	
366 PORTUGAL			227	2292	
GUMS AMBER AND ARABIC	5597	60350	31884	363720	1571
	LB				
100 U KINGDOM			97715	12512	
214 A E SUDAN	90047	14271	324598	45819	1572
400 U STATES	44717	11780	342758	83910	
GUMS AUSTL COPAL DAMAR ETC	134764	26051	765071	142241	
	CWT				1572
100 U KINGDOM	228	2955	830	10821	
218 MALAYA	3156	14572	19536	88814	
234 AUSTRALIA	7	2811	20	7971	
355 INDONESIA			101	2134	
400 U STATES	148	3294	2685	66505	
GUMS BARBERKY ELEMI GEDDA ETC	3539	23632	23172	176245	
	CWT				
100 U KINGDOM			186	7441	1573
215 INDIA			12	393	
232 MALTA			22	536	
342 IRAN			17	1517	
347 JAPAN	1	56	5	395	
376 SWITZRLND	5	155	5	155	
400 U STATES	372	16219	4690	163527	
BURGUNOY PITCH	378	16430	4937	173964	
	LB				1575
400 U STATES	7874	856	82644	12073	
CHICLE OR SAPPATU GUM CRUDE	7874	856	82644	12073	1576
	LB				
337 GUATEMALA			451967	431424	
352 MEXICO			73782	77763	1577
400 U STATES	2025	521	595142	281694	
SHELLAC BLEACHED	2025	521	1120891	790881	
	CWT				1577
215 INDIA	82	3275	82	3275	
335 GERMANY W			221	10939	
400 U STATES	462	27307	3929	211640	1578
DRAGONS BLOOD	544	30582	4232	225854	
	LB				1578
400 U STATES			140	314	
LAC CRUDE SEED STICK AND SHELL			140	314	1579
	CWT				
100 U KINGDOM	19	916	412	16699	
215 INDIA	420	15058	6145	199085	
335 GERMANY W			15	765	
371 THAILAND	165	5270	15870	360672	
400 U STATES	666	26387	3753	116504	
RESIN OR ROSIN	1270	47631	26195	693725	
	CWT				1580
100 U KINGDOM			470	5602	
400 U STATES	29519	191696	258469	1613769	
RDSIN SIZING	29519	191696	258939	1619371	1581
	CWT				
400 U STATES	11750	122045	102767	1092364	
WAX SEALING	11750	122045	102767	1092364	1582
100 U KINGDOM				1390	
400 U STATES		309		10835	
GUMS AND BLENDS N O P		309		12225	1583
	LB				
100 U KINGDOM	1364	619	42451	13090	
354 NETHKLNDS			3000	1205	
400 U STATES	127535	36611	888002	300569	1584
TALL OIL AND TALL OIL PITCH	128899	37230	933453	314864	
	CWT				1584
400 U STATES	4302	16771	35666	147276	
COTTON SEED CAKE AND MEAL	4302	16771	35666	147276	1591
	CWT				
323 EL SALVD			1400	4296	
400 U STATES			87911	298498	1592
LINSEED OIL CAKE AND MEAL			89311	302794	
	CWT				1592
400 U STATES	53547	180436	400378	1327862	
PALM NUT CAKE AND MEAL	53547	180436	400378	1327862	1593
	CWT				
400 U STATES			2080	6501	
SOYA BEAN OIL CAKE AND MEAL			2080	6501	1594
	CWT				
318 DENMARK			11035	50049	
400 U STATES	110223	364241	633067	2474996	1595
SOYA BEAN FLOUR	110223	364241	644102	2525045	
	CWT				1595
400 U STATES	2961	24046	34200	286653	
PEANUT OIL CAKE AND MEAL	2961	24046	34200	286653	1596
	CWT				
CASTOR OIL NDT EDIBLE					1601
100 U KINGDOM			9	184	

IMPORTS INTO CANADA FOR CONSUMPTION

Articles and Countries from which Imported	MONTH OF NOVEMBER 1954		ELEVEN MONTHS ENDED NOVEMBER 1954		Class Number
	Quantities	Values (\$)	Quantities	Values (\$)	
215 INDIA	447	5574	670	8975	
309 BRAZIL	1282	19197	28296	323560	
363 PERU			176	2844	
400 U STATES	1072	16341	4719	76068	
	2801	41112	33870	411631	
CHINAWOOD OIL NDT EDIBLE	CWT				1602
100 U KINGDOM	3143	55359	22549	370299	
203 B E AFR	22	348	22	348	
231 HONG KONG			1288	22536	
304 ARGENTINA			598	13781	
313 CHINA			4130	59204	
354 NETHRLNDS			13175	211380	
400 U STATES	5	161	346	6147	
	3170	55868	42108	683695	
COCOANUT OIL NOT EOIBLE	CWT				1603
100 U KINGDOM	101	1349	4885	71179	
217 CEYLON	15385	171455	149290	2013209	
400 U STATES			1983	29310	
	15486	172804	156158	2113698	
COTTON SEED OIL NDT EDIBLE	CWT				1605
100 U KINGDOM			3360	48793	
400 U STATES	48633	587176	468170	6144299	
	48633	587176	471530	6193092	
ESSENTIAL OIL N O P	LB				1606
100 U KINGDOM	16136	6915	119177	104880	
203 B E AFR			980	1963	
217 CEYLON			6200	3708	
224 JAMAICA			2250	11188	
225 TRINIDAD			2989	15254	
228 LEEW WIND	350	1637	3319	15103	
231 HONG KONG			13440	16459	
234 AUSTRALIA			280	1586	
306 BELGIUM	780	1521	780	1521	
309 BRAZIL			2415	3823	
327 FRANCE	4794	47127	13102	116490	
335 GERMANY W	3528	1168	11233	4342	
338 HAITI			304	537	
344 ITALY			1399	15708	
352 MEXICO			1325	6139	
354 NETHRLNDS	3736	3517	8322	16661	
362 PARAGUAY			50	207	
372 SPAIN	3033	5216	14762	20878	
376 SWITZRLND	71	1457	10000	47777	
400 U STATES	64386	191545	683268	2109724	
	96814	280103	895595	2513948	
EUCALYPTUS OIL	LB				1607
234 AUSTRALIA	4258	2895	17029	11711	
400 U STATES			5021	3363	
	4258	2895	22050	15074	
FLAXSEED OR LINSEED OIL	CWT				1608
100 U KINGDOM	2242	19014	2248	19097	
400 U STATES	84	2303	865	21260	
	2326	21317	3113	40357	
FOOTS OF COTTON SEED OR OLIVES	CWT				1609
100 U KINGDOM			40	487	
400 U STATES	60	614	1930	22840	
	60	614	1970	23327	
OLIVE OIL FOR MANUFACTURING	CWT				1610
327 FRANCE			220	4650	
328 FR AFRICA			176	4120	
400 U STATES	49	1196	238	6365	
	49	1196	634	15135	
PALM AND PALM KERNEL OIL	CWT				1611
100 U KINGDOM	19950	192766	46254	491709	
211 NIGERIA			7711	70654	
215 INDIA	7406	58194	7406	58194	
218 MALAYA	10639	90879	265725	2462995	
307 BEL CONGO			124748	1093669	
335 GERMANY W			13360	116631	
354 NETHRLNDS	283	3838	4545	67005	
389 IRELAND	4	65	110	1982	
400 U STATES	6906	82350	28453	332842	
	45188	428092	498312	4695681	
PEANUT OIL	CWT				1613
215 INDIA			9072	130674	
400 U STATES	234	7560	10584	185837	
	234	7560	19656	316511	
PEPPERMINT OIL	LB				1614
100 U KINGDOM			3964	11499	
231 HONG KONG			10100	28292	
347 JAPAN			900	3856	
400 U STATES	8034	49555	51616	303536	
	8034	49555	66580	347183	
PERILLA OIL	CWT				1615
RESIN OIL	CWT				1617
100 U KINGDOM	406	4564	406	4564	
400 U STATES	735	6068	4987	36833	
	1141	10632	5393	41397	
SESAME SEEO OIL	CWT				1618
231 HONG KONG	30	935	100	3665	
336 GREECE	4	111	4	111	
400 U STATES	22	849	195	5767	
	56	1895	299	9543	

IMPORTS INTO CANADA FOR CONSUMPTION

Articles and Countries from which Imported	MONTH OF NOVEMBER 1954		ELEVEN MONTHS ENDED NOVEMBER 1954		Class Number
	Quantities	Values (\$)	Quantities	Values (\$)	
SOYA BEAN OIL FOR MANUFACTURE 400 U STATES	CWT 13494	172742	106051	1488595	1619
VEGETABLE OIL N O P NOT EDIBLE 100 U KINGDOM 354 NETHRLNDS 400 U STATES	CWT 4	96	146 638	3073 14580	1620
RAPE SEED OIL	CWT 14730	218409	147232	2274779	
CASHEW NUT SHELL OIL 400 U STATES	CWT 14734	218505	148016	2292432	1621
COITICICA OIL	CWT		1331	25609	1622
309 BRAZIL 400 U STATES	CWT 43	691	395 223	7247 4204	1623
SUNFLOWER SEED OIL 386 URUGUAY	CWT 43	691	618	11451	1624
VEGETABLE OILS FOR TEXTILES 376 SWITZRLND 400 U STATES	CWT		6793	94447	1625
LEMON OIL AND DRANGE OIL 100 U KINGDOM 207 UN SD AFR 215 INDIA 224 JAMAICA 225 TRINIDAD 234 AUSTRALIA 304 ARGENTINA 306 BELGIUM 335 GERMANY W 344 ITALY 352 MEXICO 354 NETHRLNDS 376 SWITZRLND 400 U STATES	CWT 1374	26098	21 16589	3772 304597	1626
	1374	26098	16610	308369	
	LB		325	2873	1626
			300	497	
			1120	1370	
	1000	1112	6000	6319	
			400	1340	
			112	395	
			390	1372	
			693	567	
			5909	15663	
	2870	11937	10162	48084	
	400	1160	400	1160	
	2000	8129	31470	123476	
	25	788	365	11763	
	3331	9053	82908	227356	
	9626	32179	140554	442235	
SPEARMINT OIL 400 U STATES	LB 4094	17801	29243	167127	1627
ROSE BUSHES N O P 100 U KINGDOM 306 BELGIUM 318 DENMARK 327 FRANCE 335 GERMANY W 354 NETHRLNDS 400 U STATES	ND 4094	17801	29243	167127	1646
			16385	6376	
			62374	9468	
			10520	1608	
			1393	317	
	880	183	5725	1003	
	28803	6258	545186	94403	
	382	766	291692	110278	
	30065	7207	933275	223453	
BUSHES ROOTS AND VINES N O P 327 FRANCE 354 NETHRLNDS 400 U STATES	NO 1520	352	21860	994	1647
	36374	3105	3613	579	
	37894	3457	607340	28822	
APPLE TREES N O P 306 BELGIUM 354 NETHRLNDS 400 U STATES	NO 1623	1616	632813	30395	1651
	1623	1616	31992	20578	
PEACH TREES AND JUNE BUOS N O P 400 U STATES	NO		54102	24649	1653
			54102	24649	
FRUIT TREES N O P 306 BELGIUM 354 NETHRLNDS 400 U STATES	NO 2635	1904	1075	464	1657
	2635	1904	2901	1232	
			36850	22282	
			40826	23978	
AZALEAS RHODDENDRONS ETC 100 U KINGDOM 220 BERMUDA 224 JAMAICA 231 HONG KONG 306 BELGIUM 318 DENMARK 327 FRANCE 334 ST PIERRE 335 GERMANY W 344 ITALY 347 JAPAN 354 NETHRLNDS 400 U STATES		164 959 25918		6250 328 164 5180 148196 150 9354 300 1812 8236 4992	1662
				651272	
				404543	
				93779	
				1240777	
PALMS FERNS FICUS CANNAS ETC 100 U KINGDOM 306 BELGIUM 347 JAPAN 354 NETHRLNDS 400 U STATES		407		1189 4030 162	1663
		5586		26834	
		163		10120	
		6156		42335	
TULIP BULBS 306 BELGIUM 318 DENMARK 327 FRANCE		324		4596 8420 124	1664

Articles and Countries from which Imported	MONTH OF NOVEMBER 1954		ELEVEN MONTHS ENDED NOVEMBER 1954		Class Number
	Quantities	Values (\$)	Quantities	Values (\$)	
347 JAPAN				1 160	
354 NETHRLNDS		2818		5 30990	
400 U STATES		1892		9 591	
GLADIOLI BULBS		5034		55 4881	1665
347 JAPAN				1 414	
354 NETHRLNDS		864		54 179	
400 U STATES				9 731	
FLOWERS AND FOLIAGE CUT		864		65 324	1666
100 U KINGDOM		755		30 34	
220 BERMUDA				21 32	
234 AUSTRALIA		87		1 54	
327 FRANCE				1 357	
335 GERMANY W		234		1 723	
344 ITALY				2 884	
354 NETHRLNDS		427		8 550	
383 HAWAII		186		2 034	
400 U STATES		48 197		86 1783	
TREES SEEDLING STOCK		49 886		88 4651	1668
100 U KINGDOM				9 13	
306 BELGIUM				6 18	
318 DENMARK				5 42	
327 FRANCE				4 102	
335 GERMANY W				2 35	
354 NETHRLNDS				11 967	
400 U STATES		4 59		22 788	
FLORIST OR NURSERY STOCK N O P		4 59		41 165	1669
100 U KINGDOM				1 606	
215 INDIA				4 85	
306 BELGIUM		2 772		19 273	
318 DENMARK				4 435	
327 FRANCE				5 362	
335 GERMANY W		4 642		7 998	
344 ITALY				8 22	
347 JAPAN				4 91	
352 MEXICO				7 13	
354 NETHRLNDS		2 4948		4 22283	
400 U STATES		19 476		35 9178	
LATEX NATURAL OR SYNTHETIC	LB	5 1838		82 2646	1680
100 U KINGDOM			4 9890	12 224	
218 MALAYA	140 490	5 1387	3 428021	9 35848	
400 U STATES	850 084	25 4644	66 55793	20 59072	
BALATA CRUDE	LB	9 90574	30 6031	101 33704	300 7144
309 BRAZIL			7 504	2 770	1681
400 U STATES			5 277	5 233	
GUTTA PERCHA UNMANUFACTURED			12 781	8 003	1682
400 U STATES	LB	600	30 78	60 58	
RUBBER CRUDE CAOUTCHOUC	LB	600	30 78	60 58	1683
100 U KINGDOM	8 960	3 211	4 50170	9 8243	
211 NIGERIA			3 69600	5 5093	
217 CEYLON	5 16520	11 4213	30 78033	50 7211	
218 MALAYA	60 86652	13 18255	65 311347	12 110845	
219 BEI OTHER			2 2400	4 697	
329 FR E IND	7 3840	1 6259	2 19282	4 0892	
355 INDONESIA	9 3300	2 0546	5 18304	9 1529	
371 THAILAND			2 2400	5 031	
400 U STATES	4 11204	10 1704	59 19616	139 2718	
COMB BLANKS OF HARD RUBBER		7 190476	15 74188	7 5911152	14 306259
305 AUSTRIA			303	3 665	1684
400 U STATES				4 159	
RUBBER POWOERED WASTE OR JUNK				7 824	1687
100 U KINGDOM	CWT		1312	12 124	
218 MALAYA			100	2 644	
354 NETHRLNDS			50	3 755	
400 U STATES	8 478	4 8747	56 260	360 901	
RUBBER RECOVERED	8 478	4 8747	57 722	379 424	1688
100 U KINGDOM	CWT	600	4 734	8 244	7 2075
400 U STATES		15 000	13 6856	17 8615	15 29722
RUBBER SUBSTITUTE OR SYNTHETIC		15 600	14 1590	18 6859	16 01797
335 GERMANY W			20	1 258	1689
400 U STATES	5 636	21 3978	5 6833	19 39743	
RUBBER THREAD NOT COVERED		5 636	21 3978	5 6853	19 41001
100 U KINGDOM	LB	9 27	6 89	8 279	9 514
400 U STATES		9 813	15 666	13 0721	20 9619
HARD RUBBER STRIP SHEET ROD		10 740	16 355	13 9000	21 9133
100 U KINGDOM	LB			3 4487	11 752
400 U STATES		3 054	2 106	11 283	18 974
BATHING SHOES RUBBER		3 054	2 106	4 5770	30 726
100 U KINGDOM	PAIR			60	60
335 GERMANY W				3 204	1 347
400 U STATES				2 003	1 611
				5 267	30 18

Articles and Countries from which Imported	MONTH OF NOVEMBER 1954		ELEVEN MONTHS ENDED NOVEMBER 1954		Class Number
	Quantities	Values (\$)	Quantities	Values (\$)	
BELTING RUBBER					1701
100 U KINGDOM		2036		20172	
327 FRANCE				2564	
335 GERMANY W				559	
354 NETHRLNDS				869	
375 SWEDEN				167	
400 U STATES		23385		323350	
		25421		347681	
CANVAS SHOES RUBBER SOLES	PAIR				1702
100 U KINGDOM	60	57	154541	101785	
215 INDIA	11880	3913	159370	67262	
231 HONG KONG	37932	19513	657388	424558	
306 BELGIUM			2001	1837	
317 CZECHO S			400	188	
344 ITALY			284	599	
347 JAPAN	150	130	1100	905	
354 NETHRLNDS			14995	14588	
400 U STATES	1587	1774	12298	19882	
	51609	25387	1002377	631604	
BOOTS AND SHOES RUBBER N O P	PAIR				1703
100 U KINGDOM	53630	82350	368115	533142	
218 MALAYA			2430	875	
231 HONG KONG	11863	10449	24619	21676	
317 CZECHO S			38185	26417	
327 FRANCE			1240	3239	
353 MOROCCO			116	611	
354 NETHRLNDS	7983	11529	10233	15273	
376 SWITZRLND			18791	40160	
400 U STATES	14406	17917	59895	88019	
	87882	122245	523624	729412	
CEMENT RUBBER					1704
100 U KINGDOM				2968	
318 DENMARK				151	
327 FRANCE				677	
335 GERMANY W		1161		3473	
400 U STATES		89701		958172	
		90862		965441	
CLOTHING RUBBER N O P					1705
100 U KINGDOM		1848		19578	
327 FRANCE		116		347	
335 GERMANY W				292	
359 NORWAY				1189	
400 U STATES		12382		108364	
		14346		129770	
GLOVES RUBBER	DZ PR				1706
100 U KINGDOM	594	2749	3353	12375	
317 CZECHO S			450	655	
335 GERMANY W			7	151	
347 JAPAN			93	1223	
354 NETHRLNDS	618	1452	891	2046	
400 U STATES	4842	17043	59423	242506	
	6054	21244	64217	258956	
GOLF BALLS	DOZ				1707
100 U KINGDOM	967	2387	53466	138627	
400 U STATES	882	4775	14737	73349	
	1849	7162	68203	211976	
HEELS RUBBER	PAIR				1708
100 U KINGDOM			624	54	
335 GERMANY W			3900	435	
400 U STATES	62729	7372	766672	104069	
	62729	7372	771196	104558	
HOSE RUBBER OR RUBBER LINED					1709
100 U KINGDOM		1399		37799	
335 GERMANY W		2017		3741	
354 NETHRLNDS				310	
381 ALASKA				525	
400 U STATES		148266		1346774	
		151682		1389149	
WATER BOTTLES RUBBER					1710
100 U KINGDOM		595		18456	
305 AUSTRIA		897		1784	
317 CZECHO S				380	
335 GERMANY W		1431		3622	
400 U STATES		296		14735	
		3219		38977	
MATERIALS FOR SEALING COMPOUND					1711
400 U STATES		10176		97651	
		10176		97651	
MATS AND MATTING RUBBER					1712
100 U KINGDOM				9738	
305 AUSTRIA		219		219	
327 FRANCE		1758		4928	
335 GERMANY W				4419	
354 NETHRLNDS		4759		20689	
400 U STATES		53497		786539	
		60233		826532	
PACKING RUBBER					1713
100 U KINGDOM		45		11388	
335 GERMANY W				7961	
375 SWEDEN		83		746	
400 U STATES		26637		272893	
		26765		292988	
RAINCOATS RUBBER	NO				1714
100 U KINGDOM			18	250	
400 U STATES			337	1343	
			355	1593	

Articles and Countries from which Imported	MONTH OF NOVEMBER 1954		ELEVEN MONTHS ENDED NOVEMBER 1954		Class Number
	Quantities	Values (\$)	Quantities	Values (\$)	
TIRE CASINGS FOR BICYCLES	NO				1715
100 U KINGDOM	600	756	103846	84863	
306 BELGIUM			1254	862	
317 CZECHO S			500	296	
327 FRANCE	400	324	12369	7877	
335 GERMANY W	940	581	34514	23159	
344 ITALY			1115	2066	
354 NETHRLNOS	1700	1135	31114	19524	
359 NORWAY			3300	2499	
375 SWEDEN			4560	4713	
400 U STATES	690	870	5354	6977	
	4330	3666	197926	152836	
TIRE CASINGS N O P	NO				1716
100 U KINGDOM	215	1454	6344	66195	
327 FRANCE	39	3109	4843	396174	
335 GERMANY W			8	160	
344 ITALY			25	91	
375 SWEDEN	4600	9366	18550	40013	
381 ALASKA			35	1918	
400 U STATES	18321	373279	167487	3241598	
	23175	387208	197292	3746149	
TIRES INNER TUBES N O P	NO				1717
100 U KINGDOM			4533	5238	
327 FRANCE	92	447	2293	11723	
375 SWEDEN	4600	2691	17110	10256	
400 U STATES	3422	13773	34687	113073	
	8184	16911	58623	140290	
TIRES SOLID AUTOMOBILE	NO				1718
400 U STATES	42	988	791	18276	
	42	988	791	18276	
TIRES SOLID RUBBER N D P					1719
100 U KINGDOM		3114		29742	
400 U STATES		5967		115503	
		9081		145245	
MANUFACTURES D'F RUBBER N O P					1720
100 U KINGDOM		17777		213904	
218 MALAYA		10574		101163	
234 AUSTRALIA		53		604	
305 AUSTRIA				1137	
306 BELGIUM				3002	
318 DENMARK		1523		1523	
327 FRANCE				4880	
335 GERMANY W		6864		50325	
344 ITALY		241		2357	
347 JAPAN		1211		22250	
354 NETHRLNDS		1574		7942	
375 SWEDEN		2023		6130	
376 SWITZRLND				364	
400 U STATES		394792		4159753	
		436632		4575334	
TIRES INNER TUBES BICYCLE	NO				1721
100 U KINGDOM	2000	558	33011	11528	
306 BELGIUM			254	63	
327 FRANCE			8353	3283	
335 GERMANY W	2300	562	89533	25191	
344 ITALY			913	1375	
347 JAPAN	1200	302	8600	2250	
354 NETHRLNDS	1800	431	31179	8671	
359 NORWAY			1496	514	
375 SWEDEN			2010	768	
400 U STATES	3184	941	4274	1893	
	10484	2794	179623	55536	
GASKETS AND WASHERS RUBBER					1722
100 U KINGDOM		90		9405	
327 FRANCE				80	
400 U STATES		46363		575059	
		46453		584544	
DRUGGISTS SUNDRIES RUBBER					1723
100 U KINGDOM		3654		33180	
305 AUBTRIA				4374	
317 CZECHO S				1397	
327 FRANCE				795	
335 GERMANY W		780		6473	
347 JAPAN				1656	
354 NETHRLNDS				6298	
400 U STATES		56449		773405	
		60883		827578	
TIRE REPAIR MATERIAL OF RUBBER					1724
100 U KINGDOM		4915		9879	
327 FRANCE				381	
335 GERMANY W		23728		127353	
400 U STATES		30523		292595	
		59166		430208	
NURSING NIPPLES RUBBER	GROSS				1725
100 U KINGDOM			1371	4055	
400 U STATES	196	2673	4559	56456	
	196	2673	5930	60511	
FLOORING AND TILE OF RUBBER	SQ YD				1726
100 U KINGDOM			1247	3055	
400 U STATES	10649	22475	71068	160930	
	10649	22475	72315	163985	
V BELTS CHIEFLY OF RUBBER					1727
100 U KINGDOM		725		14572	
317 CZECHO S				2065	
335 GERMANY W		75		1166	
400 U STATES		33183		552349	
		33983		570152	

Articles and Countries from which Imported	MONTH OF NOVEMBER 1954		ELEVEN MONTHS ENDED NOVEMBER 1954		Class Number
	Quantities	Values (\$)	Quantities	Values (\$)	
SOLES SOLING MATERIALS RUBBER					
100 U KINGDOM				20122	1728
217 CEYLON		3357		24954	
218 MALAYA				4100	
335 GERMANY W				3832	
344 ITALY				592	
400 U STATES		47253		397246	
		50610		450846	
AUTOMOTIVE PARTS OF RUBBER NOP					
100 U KINGDOM		761		9947	1729
400 U STATES		99127		1042345	
		99888		1052292	
WEATHERSTRIPPING OF RUBBER					
100 U KINGDOM		99		684	1730
400 U STATES		109281		623621	
		109380		624305	
ANNATTO SEED					
320 OOM REP	LB		5000	634	1741
400 U STATES		5000	4595	569	
			9595	1203	
SUGAR BEET SEED					
335 GERMANY W	LB		125000	25494	1744
400 U STATES			195855	31923	
			320855	57487	
SEEDS FOR BLENDING					
100 U KINGDOM	LB	2000	38214	3284	1746
215 INDIA		9049	108663	13963	
234 AUSTRALIA			180572	9501	
304 ARGENTINA		150852	281702	24117	
306 BELGIUM			11200	1063	
353 MOROCCO		19868	644811	44872	
354 NETHRLNOS		2200	24599	2105	
372 SPAIN		17637	17637	2003	
400 U STATES		43677	1267140	63054	
		245283	2574538	163962	
COTTON SEED	CWT				1747
CLOVER SEED					
100 U KINGDOM	LB		7519	4947	1750
236 NEW ZEAL		35458	171125	101454	
318 DENMARK			6600	3498	
327 FRANCE		22046	105805	26517	
354 NETHRLNOS			121637	49737	
389 IRELAND			3039	1776	
400 U STATES		549497	949153	432842	
		607001	1364878	620771	
FLAX SEED					
353 MOROCCO	BUSH		197	1207	1751
400 U STATES			46	265	
			243	1472	
BENT GRASS SEED					
100 U KINGDOM	LB		4919	3918	1753
236 NEW ZEAL			101231	66181	
335 GERMANY W			5500	3356	
400 U STATES		6500	173913	100165	
		6500	285563	173620	
GRASS SEED TIMDTHY					
100 U KINGDOM	LB		4100	2102	1754
326 FINLAND			120680	16974	
400 U STATES		46591	600461	66771	
		46591	725241	85847	
GRASS SEED N O P					
100 U KINGDOM	LB		65617	19547	1755
236 NEW ZEAL			85445	38889	
318 DENMARK		218165	548110	166777	
354 NETHRLNDS		11000	18250	4339	
375 SWEDEN			3110	1158	
400 U STATES		103399	1161365	298061	
		333883	1881897	528771	
MILLET AND RAPE SEED					
100 U KINGDOM	LB		11157	1518	1756
234 AUSTRALIA			204080	10627	
304 ARGENTINA			11023	350	
318 DENMARK		2000	4000	407	
353 MOROCCO			296922	13088	
354 NETHRLNDS			13205	1058	
400 U STATES		161680	674936	33302	
		163680	1215323	60350	
MUSHROOM SPAWN					
400 U STATES			2855	61755	1757
			2855	61755	
PEAS AND BEANS SEED					
100 U KINGDOM	LB		18371	2292	1758
100 U KINGDOM		1000	142	2292	
		1000	18371	2292	
SEED POTATOES					
400 U STATES	CWT		15535	21009	1759
		1291	2303	21009	
		1291	15535	21009	
SEEDS 5 DOLLARS OR OVER PER LB					
100 U KINGDOM				432	1762
318 DENMARK				523	
327 FRANCE			181	181	
347 JAPAN				243	
354 NETHRLNDS			290	3177	
400 U STATES			15687	70674	
			16479	75230	
GARDEN FIELD ROOT SEEDS N O P					
100 U KINGDOM			2890	13655	1766

Articles and Countries from which Imported	MONTH OF NOVEMBER 1954		ELEVEN MONTHS ENDED NOVEMBER 1954		Class Number
	Quantities	Values (\$)	Quantities	Values (\$)	
215 INDIA		485		5 273	
231 HONG KONG		9144		48977	
236 NEW ZEAL		96		185	
304 ARGENTINA				1554	
306 BELGIUM		371		1208	
312 CHILE		1386		2642	
318 DENMARK		23810		27237	
327 FRANCE		676		1457	
328 FR AFRICA		2291		2291	
335 GERMANY W				176	
344 ITALY		3180		3539	
347 JAPAN		109		851	
354 NETHRLNDS		18218		56420	
358 NICARAGUA				22819	
400 U STATES		96571		472683	
		159227		660967	
TOBACCO TURKISH UNSTEMMED	LB				1776
205 RHOD NYAS			1326	487	
336 GREECE	3416	3303	36632	35498	
379 TURKEY	22504	16126	251155	185791	
400 U STATES			820	676	
	25920	19429	289933	222452	
TOBACCO TURKISH STEMMED	LB				1777
TOBACCO FLUE CURED UNSTEMMED	LB				1778
400 U STATES	1825	1704	24327	21073	
	1825	1704	24327	21073	
CIGAR LEAF UNSTEMMED	LB				1779
316 CUBA	7224	25537	69128	175223	
355 INDONESIA	165	1301	1919	15453	
400 U STATES	57900	165689	438787	1410376	
	65289	192527	509834	1601052	
TOBACCO N O P UNSTEMMED	LB				1780
392 SYRIA	7539	1910	40500	12120	
400 U STATES	2353	1820	35683	21450	
	9892	3730	76183	33570	
TOBACCO FLUE CURED STEMMED	LB				1781
CIGAR LEAF STEMMED	LB				1782
316 CUBA	50182	65104	351598	476860	
384 P RICO			1761	902	
400 U STATES	8067	2874	44026	24157	
	58249	67978	397385	501919	
TOBACCO N O P STEMMED	LB				1783
400 U STATES	309	361	3280	2832	
	309	361	3280	2832	
CIGARS	LB				1784
100 U KINGDOM			121	464	
224 JAMAICA	19	217	60	608	
316 CUBA	1389	12140	5621	51284	
320 OOM REP	34	175	34	175	
335 GERMANY W			95	439	
354 NETHRLNDS	4388	14261	20828	67545	
376 SWITZRLNO	235	603	837	2106	
400 U STATES	3237	7933	43994	102334	
	9302	35329	71590	224955	
CIGARETTES	LB				1785
100 U KINGDOM	2527	3966	21685	45056	
322 EGYPT			74	150	
327 FRANCE	260	320	2735	3251	
400 U STATES	78027	117259	849112	1350485	
	80814	121545	873606	1398942	
SNUFF	LB				1786
100 U KINGDOM	300	894	1820	5404	
	300	894	1820	5404	
TOBACCO CUT	LB				1787
100 U KINGDOM	7252	13260	67293	125413	
207 UN SO AFR			240	145	
231 HONG KONG	100	173	1150	1844	
354 NETHRLNDS	2410	1555	13999	9401	
400 U STATES	39106	48876	202067	257067	
	48868	63864	284749	393870	
TOBACCO MANUFACTURED N O P	LB				1788
100 U KINGDOM	650	563	10107	9482	
231 HONG KONG			100	168	
400 U STATES	2200	1353	18058	10939	
	2850	1916	28265	20589	
LOCUST BEANS LOCUST BEAN MEAL	LB				1811
400 U STATES	4105	728	23686	4585	
	4105	728	23686	4585	
BRISTLES N U P	LB				1812
BROOM CORN					1813
340 HUNGARY				21399	
344 ITALY		21374		256090	
388 YUGO SLAV				86775	
400 U STATES		98844		437501	
		120218		801765	
CATTLE FOOD WITH MOLASSES					1815
400 U STATES		776		4002	
		776		4002	
DRUGS CRUDE BARKS FLOWERS					1816
100 U KINGDOM		311		2039	
207 UN SO AFR		2503		2989	
215 INDIA		1268		4855	
224 JAMAICA				246	

Articles and Countries from which Imported	MONTH OF NOVEMBER 1954		ELEVEN MONTHS ENDED NOVEMBER 1954		Class Number
	Quantities	Values (\$)	Quantities	Values (\$)	
231 HONG KONG		4006		33843	
304 ARGENTINA				322	
306 BELGIUM		464		2803	
309 BRAZIL				663	
314 COLOMBIA				436	
317 CZECHOS				249	
322 EGYPT				828	
327 FRANCE		1909		5005	
335 GERMANY W		265		15426	
339 HONDURAS				3352	
340 HUNGARY				315	
344 ITALY		78		168	
352 MEXICO				257	
354 NETHRLNDS				357	
363 PERU				960	
372 SPAIN				136	
376 SWITZRLND				143	
400 U STATES		11061		129636	
		21865		205028	
GLUE VEGETABLE	LB		155	275	1817
100 U KINGDOM		146	18070	3336	
400 U STATES		1534	18225	3611	
HAY AND STRAW	TON		10543	301322	1818
400 U STATES		2452	76305	10543	301322
		2452	76305	10543	301322
IVORY NUTS				2316	1819
321 ECUADOR				2316	
MUCILAGE AND ADHESIVE PASTE	LB			5638	1824
100 U KINGDOM		225	76	18036	
400 U STATES		25651	6442	254081	60753
		25876	6518	272117	66391
PALM LEAF UNMANUFACTURED				19352	1825
400 U STATES				19352	
ROOTS MEDICINAL ALKANET JALAP				707	1827
100 U KINGDOM				4494	
231 HONG KONG		1561		10762	
327 FRANCE		5507		1053	
361 PANAMA				12139	
400 U STATES		151		29155	
		7219			
STARCH AND PREPARATIONS N O P	LB		2952	599	1828
100 U KINGDOM			14533	2338	
231 HONG KONG		1300	795	165	
335 GERMANY W			1455	113	
347 JAPAN			211155	23703	
354 NETHRLNDS		50000	8746	520744	489787
400 U STATES		465405	47818	5438331	516705
		516705	56770		
STARCH POTATO POTATO FLOUR	LB		47588	3576	1829
100 U KINGDOM			186797	13359	
354 NETHRLNDS			56026	4064	
365 POLAND			1711461	189387	
400 U STATES		112700	10958	2001872	210386
		112700	10958		
STARCH FOR PASTE	LB		2200	361	1830
231 HONG KONG			2200	361	
TAR PINE CRUDE IN BULK	GAL		24040	5609	1832
100 U KINGDOM			225	169	
380 USSR			239131	91844	
400 U STATES		27340	10040	263396	97622
		27340	10040		
TEASELS				404	1833
100 U KINGDOM				778	
327 FRANCE		516		9581	
400 U STATES		341		10763	
		857			
TURPENTINE RAW OR CRUDE	LB		43400	2015	1834
400 U STATES			43400	2015	
TURPENTINE SPIRITS OF	GAL		27	269	1835
100 U KINGDOM				799183	
400 U STATES		103003	57359	1457739	799452
		103003	57359	1457766	
VEGETABLE PRODUCTS N O P				11137	1836
100 U KINGDOM		723		8493	
231 HONG KONG		732		1300	
318 DENMARK				1338	
327 FRANCE		364		10525	
335 GERMANY W				902	
344 ITALY				835	
347 JAPAN		62		128	
352 MEXICO				27021	
354 NETHRLNDS		429		64	
376 SWITZRLND				178319	
400 U STATES		23674		248062	
		25984			
VEGETABLE COLOURING				16030	1839
100 U KINGDOM		4178		323	
354 NETHRLNDS				173346	
400 U STATES		22401		189699	
		26579			

Articles and Countries from which Imported	MONTH OF NOVEMBER 1954		ELEVEN MONTHS ENDED NOVEMBER 1954		Class Number
	Quantities	Values (\$)	Quantities	Values (\$)	
DEXTRINE STARCH MIXTURES N O P	LB				1840
100 U KINGDOM	112000	9061	659596	54788	
309 BRAZIL			7140	1194	
354 NETHRLNOS	159443	11740	981788	73302	
400 U STATES	153404	13130	933348	90797	
	424847	33931	2581872	220081	
DEXTRINE STARCH NOT A PASTE	LB				1841
400 U STATES	40000	2730	46500	3340	
	40000	2730	46500	3340	
DISTILLERS SOLUBLES					1842
400 U STATES		17374		192170	
		17374		192170	
VEGETABLE FLOUR NOP NOT EDIBLE					1843
100 U KINGDOM				675	
231 HONG KONG		100		857	
309 BRAZIL		1601		26604	
335 GERMANY W		142		1591	
355 INDONESIA				1494	
371 THAILAND				5748	
400 U STATES		26000		293138	
		27843		330107	
NON FOODS TAR 68A 206 662 809					1844
400 U STATES				9945	
				9945	
VEGETABLE FLAVOURINGS					1845
100 U KINGDOM		203		6156	
232 MALTA				573	
327 FRANCE		2291		18195	
335 GERMANY W				2129	
336 GREECE				376	
344 ITALY		317		3975	
354 NETHRLNOS		207		6243	
372 SPAIN				400	
379 TURKEY		3484		3484	
388 YUGO SLAV				1203	
400 U STATES		22614		279517	
		29116		322251	
SIZING PREPARATIONS N O P	LB				1846
400 U STATES	236726	26746	1399916	153509	
	236726	26746	1399916	153509	

Articles and Countries from which Imported	MONTH OF NOVEMBER 1954		ELEVEN MONTHS ENDED NOVEMBER 1954		Class Number
	Quantities	Values (\$)	Quantities	Values (\$)	
GROUP 2					
ANIMALS AND ANIMAL PRODUCTS					
CATTLE PURE BRED	NO				2012
100 U KINGDOM	14	10280	216	158602	
400 U STATES	129	102214	1139	854692	
	143	112494	1355	1013294	
BABY CHICKS AND TURKEY PDULTS	NO				2013
400 U STATES	28985	8154	603641	231621	
	28985	8154	603641	231621	
DOGS PURE BRED	NO				2014
100 U KINGDOM	7	711	64	9274	
327 FRANCE			1	70	
335 GERMANY W			2	350	
389 IRELAND			1	429	
400 U STATES	21	2100	218	24393	
	28	2811	286	34516	
FOWLS DOMESTIC PURE BRED	NO				2015
400 U STATES	44	442	262	1922	
	44	442	262	1922	
HORSES PURE BRED	NO				2018
100 U KINGDOM			14	72569	
400 U STATES	6	5203	55	92101	
	6	5203	69	164670	
RABBITS PURE BRED	NO				2019
400 U STATES			3	55	
			3	55	
SHEEP PURE BRED	NO				2020
100 U KINGDOM			56	6525	
400 U STATES	8	750	46	3383	
	8	750	102	9908	
ANIMALS FOR IMP OF STOCK N O P	NO				2021
100 U KINGDOM			1	172	
400 U STATES	1	73	33	2548	
	1	73	34	2720	
HORSES N O P	NO				2035
100 U KINGDOM	9	1239	23	20817	
354 NETHRLNDS			5	4000	
389 IRELAND			1	1252	
400 U STATES	200	89853	1792	811894	
	209	91092	1821	837963	
LIVESTOCK N O P	NO				2037
400 U STATES	486	23352	11663	275906	
	486	23352	11663	275906	
BEEES					2041
400 U STATES				326329	
				326329	
FOXES	NO				2042
LEECHES					2043
400 U STATES		62		244	
		62		244	
PIGEONS HOMING AND PHEASANTS					2044
100 U KINGDOM				108	
400 U STATES		123		3445	
		123		3553	
TURTLES					2045
400 U STATES		59		9018	
		59		9018	
ALL OTHER ANIMALS LIVING N O P					2046
100 U KINGDOM		483		5778	
215 INDIA				750	
234 AUSTRALIA				653	
306 BELGIUM		58		227	
309 BRAZIL				410	
318 DENMARK				194	
327 FRANCE				143	
335 GERMANY W		711		5987	
354 NETHRLNDS		1673		10974	
363 PERU				234	
400 U STATES		28011		373439	
		30936		398789	
MINK	NO				2047
400 U STATES	176	17173	1138	107257	
	176	17173	1138	107257	
BONES CRUDE	CWT				2051
215 INDIA			45	1775	
327 FRANCE			22	858	
328 FR AFRICA			33	1308	
400 U STATES	291	2390	2962	23674	
	291	2390	3062	27615	
BONE DUST CHARRED BONE	CWT				2052
100 U KINGDOM	4842	7501	49723	98087	
234 AUSTRALIA	500	1249	1000	2529	
400 U STATES	1360	12921	4062	54646	
	6702	21671	54785	155262	
BONE PITCH CRUDE ONLY	CWT				2053
400 U STATES	232	1590	3624	24531	
	232	1590	3624	24531	
CHARCOAL ANIMAL FOR SUGAR	CWT				2054
100 U KINGDOM	1132	9445	18528	154280	
322 EGYPT			3360	17995	

Articles and Countries from which Imported	MONTH OF NOVEMBER 1954		ELEVEN MONTHS ENDED NOVEMBER 1954		Class Number
	Quantities	Values (\$)	Quantities	Values (\$)	
354 NETHRLNDS			2211	11424	
IVORY AND MANUFACTURES	1132	9445	24099	183699	2063
100 U KINGDOM		658		3817	
215 INDIA				249	
231 HONG KONG		101		321	
347 JAPAN		726		2075	
400 U STATES		122		2612	
BUTTON BLANKS OF SHELL ROUGH		1607		9074	
231 HONG KONG				3166	2071
347 JAPAN				532	
SHELLS UNMANUFACTURED FOSSILS				3698	
100 U KINGDOM		5909		55992	2073
215 INDIA		81		81	
234 AUSTRALIA				1303	
335 GERMANY W				7364	
344 ITALY		118		118	
354 NETHRLNDS		1893		3756	
400 U STATES		1984		27002	
SHELLS N O P CRUSHED OR GROUND		9985		95616	
400 U STATES	CWT		445	1175	2074
OYSTER SHELLS CRUSHED OR NOT			445	1175	
400 U STATES	CWT				2075
FEATHERS NATURAL	58716	33865	643896	337873	
100 U KINGDOM		1239		3685	2081
207 UN SO AFR		1085		1906	
231 HONG KONG		272		47004	
317 CZECHO S				3701	
318 DENMARK				377	
327 FRANCE				1354	
335 GERMANY W				5063	
347 JAPAN				146	
400 U STATES		3987		56961	
BADMINTON SHUTTLECOCKS BIRDS		6583		120197	
100 U KINGDOM	GROSS				2083
215 INDIA	22	747	365	9560	
216 PAKISTAN	42	430	64	750	
318 DENMARK			313	3287	
335 GERMANY W	42	440	21	660	
347 JAPAN	8	86	42	440	
400 U STATES	265	8679	8	86	
MANUFACTURES OF FEATHERS N O P	379	10382	835	26506	
100 U KINGDOM		587	1648	41289	2084
207 UN SO AFR				3279	
216 PAKISTAN				789	
317 CZECHO S				800	
327 FRANCE		1461		186	
335 GERMANY W		1372		10069	
347 JAPAN		214		9595	
352 MEXICO				5028	
376 SWITZRLND				1115	
400 U STATES		3312		1662	
FEATHERBONE COILS		6946		36277	
400 U STATES		1798		68800	2085
QUILLS NATURAL OR UNPLUMED		1798		22307	
100 U KINGDOM		1711		8695	2086
207 UN SO AFR				1071	
231 HONG KONG		4505		15835	
304 ARGENTINA				762	
317 CZECHO S				3567	
318 DENMARK				500	
327 FRANCE				255	
354 NETHRLNDS				700	
400 U STATES		1928		20083	
COD HADDOCK POLLOCK FRESH		8144		51468	
100 U KINGDOM	LB		3282	670	2091
381 ALASKA			66920	10191	
400 U STATES	74289	4182	332969	42534	
HALIBUT FRESH		74289	403171	53395	
381 ALASKA	LB		67793	12271	2092
400 U STATES	56211	15164	1231009	237052	
FISH LIVERS		56211	1298802	249323	
381 ALASKA	LB		8823	2206	2093
400 U STATES	2649	4538	44543	23216	
HERRINGS FRESH		2649	53366	25422	
100 U KINGDOM	LB		4800	645	2094
359 NORWAY			31692	1370	
400 U STATES	353500	6542	4384785	74572	
LIVE FISH AND EGGS PROPAGATING		353500	4421277	76587	
400 U STATES		150		15774	2095
		150		15774	

Articles and Countries from which Imported	MONTH OF NOVEMBER 1954		ELEVEN MONTHS ENDED NOVEMBER 1954		Class Number
	Quantities	Values (\$)	Quantities	Values (\$)	
LOBSTERS FRESH					
231 HONG KONG	LB		200	124	2096
400 U STATES		49950	550319	217283	
		49950	550519	217407	
MACKEREL FRESH					
400 U STATES	LB		1050	153	2097
			1050	153	
OYSTERS SEED AND BREEDING					
400 U STATES				7171	2098
				7171	
OYSTERS IN THE SHELL					
400 U STATES	BRL		50	1326	2099
		9	50	1326	
		9			
OYSTERS SHELLLED IN BULK					
400 U STATES	GAL		57669	384470	2100
		11190			
		11190	57669	384470	
SALMON FRESH					
381 ALASKA	LB		757311	150902	2101
400 U STATES		35977	500909	180985	
		35977	1258220	331887	
SQUID FRESH					
231 HONG KONG				10106	2102
347 JAPAN		1128		1145	
400 U STATES		481		9991	
		303		21242	
		1912			
FISH ALL OTHER FRESH					
100 U KINGDOM	LB		12304	3392	2103
231 HONG KONG		2444	11532	4259	
347 JAPAN		404045	3643423	704961	
354 NETHRLNOS		11430	32984	9911	
400 U STATES		174006	2664877	300882	
		591925	6365120	1023405	
COD HADDOCK POLLOCK DRIED					
100 U KINGDOM	LB		4465	973	2111
359 NORWAY		11014	48493	17464	
400 U STATES			18477	1710	
		11014	71435	20147	
COD HADDOCK POLLDCK SALTEO					
100 U KINGDOM	LB		8292	1860	2113
400 U STATES			28959	4417	
			37251	6277	
HALIBUT SALTEO					
	LB				2114
HERRINGS SALTED					
100 U KINGDOM	LB	98832	518322	56172	2115
318 DENMARK			90	82	
354 NETHRLNDS		233811	964609	141393	
359 NORWAY		280718	820849	70452	
375 SWEDEN			20961	1844	
400 U STATES		9790	54098	7251	
		623151	2378929	277194	
MACKEREL PICKLED					
	LB				2117
SALMON SALTEO					
400 U STATES	LB		106	82	2118
			106	82	
SALMON SMOKED					
400 U STATES	LB		2247	2475	2119
		289	433	2475	
		289	2247	2475	
FISH ORIED N O P					
100 U KINGDOM	LB		500	74	2120
231 HONG KONG		40	6835	4616	
347 JAPAN		1320	9839	4479	
359 NORWAY		5732	11232	4923	
400 U STATES		3926	6575	2677	
		11018	34981	16769	
FISH ALL DTHER SALTED					
100 U KINGDOM	LB		9288	1418	2121
231 HONG KONG		21328	90156	41400	
372 SPAIN		7989	73374	11021	
375 SWEDEN		2250	18773	1629	
400 U STATES		1142	35852	6355	
		32709	227443	61823	
FISH DTHER SMOKED OR BONELESS					
100 U KINGDOM	LB		351921	62478	2122
231 HONG KONG			50	105	
354 NETHRLNDS		3300	5500	602	
359 NORWAY		1300	3900	411	
400 U STATES		6255	19847	5398	
		10855	381218	68994	
CRABS CLAMS SHRIMPS CANNEO					
100 U KINGDOM	LB		2464	776	2131
318 DENMARK			303	200	
347 JAPAN		17600	344016	109530	
352 MEXICO			600	624	
359 NORWAY		1955	72564	53489	
372 SPAIN			351	424	
400 U STATES		71646	1373745	1071252	
		91201	1794043	1236295	
KIPPERED HERRINGS CANNED					
100 U KINGDOM	LB	4869	141858	35476	2132
305 AUSTRIA			32	542	
335 GERMANY W		435	1091	344	
354 NETHRLNOS		2587	2587	637	
359 NORWAY		25847	168598	48612	
375 SWEDEN			562	108	

IMPORTS INTO CANADA FOR CONSUMPTION

Articles and Countries from which Imported	MONTH OF NOVEMBER 1954		ELEVEN MONTHS ENDED NOVEMBER 1954		Class Number
	Quantities	Values (\$)	Quantities	Values (\$)	
400 U STATES			2466	467	
LOBSTERS CANNED PREPARED N O P	33738	10001	317194	86186	2133
100 U KINGDOM			177	133	
207 UN SO AFR	9750	9021	68420	63457	
400 U STATES			3807	3181	
OYSTERS SHELLED IN CANS	9750	9021	72404	66771	2136
347 JAPAN			11423	13012	
366 PORTUGAL			125	195	
400 U STATES	2543	3614	35846	60675	
OYSTERS PREPARED PRESERVED NOP	2543	3614	47394	73882	2137
100 U KINGDOM			1344	329	
231 HONG KONG	470	437	14654	18002	
347 JAPAN			58250	35132	
400 U STATES			15477	9273	
SALMON CANNED PREPARED N O P	470	437	89725	62736	2138
335 GERMANY W	1964	550	8662	4346	
400 U STATES	2929	1442	7349	4273	
PILCHARD CANNED	4893	1992	16011	9319	2139
100 U KINGDOM			250	92	
207 UN SO AFR			152220	22118	
347 JAPAN			135000	19622	
ANCHOVIES SAROINES CANNED			287470	41832	2140
100 U KINGDOM	6422	2838	22003	8217	
207 UN SO AFR	9000	1094	9000	1094	
318 DENMARK	2930	1258	10856	4555	
327 FRANCE	995	603	8897	4104	
335 GERMANY W	1050	372	9163	3097	
344 ITALY			3934	2719	
347 JAPAN			9000	1056	
353 MOROCCO			45307	15559	
354 NETHRLNDS			900	126	
359 NORWAY	137044	91536	1243029	779542	
366 PORTUGAL	16981	8985	208888	113606	
372 SPAIN	360	220	39449	14049	
375 SWEDEN	17953	7153	64484	24265	
388 YUGO SLAV			11967	9482	
400 U STATES	909	384	76264	36519	
TUNA FISH CANNED	193644	114443	1763141	1017990	2143
347 JAPAN	47595	19726	1299747	566348	
363 PERU			42489	14236	
366 PORTUGAL			18281	8000	
400 U STATES	1094	812	26526	17837	
FISH PRESERVED IN OIL N O P	48689	20538	1387043	606421	2144
231 HONG KONG		3976		20097	
318 DENMARK		1058		1825	
327 FRANCE		193		2290	
335 GERMANY W		1606		6209	
344 ITALY				1017	
347 JAPAN				12536	
354 NETHRLNDS				246	
359 NORWAY				274	
363 PERU		10088		262740	
366 PORTUGAL				3171	
375 SWEDEN				283	
400 U STATES				273	
FISH PREPARED OR PRESERVED NOP		16921		310961	2145
100 U KINGDOM		2129		10205	
231 HONG KONG		1987		13956	
318 DENMARK		829		6146	
327 FRANCE		528		1558	
335 GERMANY W		117		2424	
344 ITALY				592	
347 JAPAN		4822		22910	
352 MEXICO		1442		5603	
353 MOROCCO				287	
354 NETHRLNDS		97		1065	
359 NORWAY		3637		12885	
366 PORTUGAL		76		489	
372 SPAIN				273	
375 SWEDEN		49		441	
400 U STATES		4792		196357	
HERRINGS CANNED		20505		275191	2146
100 U KINGDOM	5355	970	78595	14381	
231 HONG KONG			1764	1266	
335 GERMANY W	44911	9284	117689	26418	
354 NETHRLNDS	1067	192	14101	2450	
359 NORWAY	5399	1029	33883	8099	
375 SWEDEN	10113	3636	22597	8510	
400 U STATES			3698	1308	
FISH OFFAL OR REFUSE	66845	15111	272327	62432	2151
381 ALASKA			38	384	
400 U STATES	5368	12475	26955	68862	
SPONGES OF MARINE PRODUCTION	5368	12475	26993	69246	2152
100 U KINGDOM		548		980	

Articles and Countries from which Imported	MONTH OF NOVEMBER 1954		ELEVEN MONTHS ENDED NOVEMBER 1954		Class Number
	Quantities	Values (\$)	Quantities	Values (\$)	
316 CUBA		250		12354	
318 DENMARK				1227	
327 FRANCE		1135		8290	
328 FR AFRICA				2959	
336 GREECE		255		16665	
344 ITALY				1770	
347 JAPAN				247	
360 ISRAEL				1133	
379 TURKEY				638	
400 U STATES		1300		30632	
FISHERY PRODUCTS		3488		76895	
N O P					
100 U KINGDOM				1787	2153
207 UN SO AFR		1780		3559	
231 HONG KONG		7609		28582	
234 AUSTRALIA				86	
236 NEW ZEAL				9040	
316 CUBA		805		805	
318 DENMARK		415		783	
335 GERMANY W				2334	
336 GREECE		100		100	
347 JAPAN		5122		21026	
352 MEXICO		12509		14657	
359 NORWAY		416		1557	
361 PANAMA				1517	
375 SWEDEN		69		347	
400 U STATES		125139		944431	
FISH MEAL		153964		1030611	
400 U STATES	CWT		10	88	2154
			10	88	
FUR SKINS CHINA AND JAP MINK					
100 U KINGDOM	NO		1500	2540	2155
347 JAPAN			3000	7483	
400 U STATES		1500	17752	50599	
		1500	22252	60622	
FUR SKINS OPOSSUM UNRESSED					
400 U STATES	NO		18627	7690	2156
		2449	793	7690	
		2449	18627	7690	
FUR SKINS RACCOON UNRESSED					
400 U STATES	NO		120603	316081	2157
		2407	6553	316081	
		2407	120603	316081	
FUR SKINS SHEEP LAMB UNRESSED					
100 U KINGDOM	NO		14969	64337	2158
231 HONG KONG			2000	500	
304 ARGENTINA		5000	51980	90105	
400 U STATES		632	85017	232801	
		5632	153966	387743	
FUR SKINS VISCACHA UNRESSED					
	NO				2159
FUR SKINS WALLABY UNRESSED					
	NO				2160
FUR SKINS MARINE UNRESSED					
100 U KINGDOM	NO		10	300	2161
			10	300	
FUR SKINS FOX UNRESSED					
100 U KINGDOM	NO		450	5478	2162
359 NORWAY			208	3108	
380 USSR			1320	14376	
400 U STATES		44	3691	46157	
		44	5669	69119	
FUR SKINS KOLINSKY UNRESSED					
100 U KINGDOM	NO		34190	43986	2163
380 USSR		7060	14420	27664	
400 U STATES			2100	4540	
		7060	50710	76190	
FUR SKINS MINK UNRESSED					
100 U KINGDOM	NO		5484	84606	2164
318 DENMARK			728	11255	
380 USSR			24420	37159	
381 ALASKA			75	1500	
400 U STATES		1109	97792	1599380	
		1109	128499	1733900	
FUR SKINS MUSKRAT UNRESSED					
100 U KINGDOM	NO		1518	4119	2165
400 U STATES		115303	2210904	2346972	
		115303	2212422	2351091	
FUR SKINS PERSIAN LAMB UNRESS					
100 U KINGDOM	NO		150498	705485	2166
207 UN SO AFR		1542	3760	20854	
301 AFGHAN			910	9232	
327 FRANCE			2112	10560	
354 NETHRLNOS		2376	2376	12162	
375 SWEDEN		1056	10448	55925	
380 USSR		1820	51624	240647	
400 U STATES		82239	765924	4943036	
		89033	987652	5997901	
FUR SKINS RABBIT UNRESSED					
234 AUSTRALIA	NO		27830	4215	2167
327 FRANCE		5000	120130	51451	
347 JAPAN		3600	58600	22497	
400 U STATES		15200	238743	65157	
		23800	445303	143320	
FUR SKINS SQUIRREL UNRESSED					
100 U KINGDOM	NO		61822	24329	2168
305 AUSTRIA			1000	266	

Articles and Countries from which Imported	MONTH OF NOVEMBER 1954		ELEVEN MONTHS ENDED NOVEMBER 1954		Class Number
	Quantities	Values (\$)	Quantities	Values (\$)	
317 CZECHO S			9191	2238	
326 FINLAND			80500	28941	
347 JAPAN			20400	7609	
354 NETHRLNDS			27000	20088	
375 SWEDEN			30000	23465	
380 USSR			126000	63693	
381 ALASKA			159	80	
400 U STATES	51000	14402	474434	207381	
FUR SKINS UNDRESSED N O P	51000	14402	630506	378090	2169
100 U KINGDOM	1232	16989	172591	282948	
231 HONG KONG	16200	16967	177800	195911	
234 AUSTRALIA			2500	4143	
309 BRAZIL			205	804	
313 CHINA	30000	43696	31500	46041	
317 CZECHO S			3040	8423	
327 FRANCE			30000	15900	
335 GERMANY W			86	1404	
354 NETHRLNDS			5800	6206	
375 SWEDEN			46692	35489	
380 USSR	6500	8566	134060	188422	
381 ALASKA			314	908	
400 U STATES	1357	6597	147076	857326	
ASTRACHAM RUSSIAN HARE DRESSED	55289	92815	751664	1643925	2171
RABBIT SKINS DRESSED N O P	DOZ				2172
100 U KINGDOM			1157	3006	
306 BELGIUM			3147	12814	
327 FRANCE			417	658	
400 U STATES	8	171	284	1682	
FUR SKINS DRESSED N O P	8	171	5005	18160	2173
100 U KINGDOM		2902		49116	
304 ARGENTINA				352	
306 BELGIUM		444		5375	
309 BRAZIL				2683	
327 FRANCE				225	
335 GERMANY W		1080		10304	
354 NETHRLNDS				1450	
372 SPAIN				479	
400 U STATES		302899		1733602	
HATTERS FURS NOT ON THE SKIN		307325		1803586	2174
100 U KINGDOM	LB 200	989	37895	121317	
234 AUSTRALIA			12500	19779	
306 BELGIUM	29530	37630	77262	123679	
317 CZECHO S	979	2457	979	2457	
327 FRANCE	13700	22777	79146	155897	
354 NETHRLNDS			4200	15714	
372 SPAIN	2400	2309	16200	23504	
400 U STATES	16226	41774	163077	412424	
FUR SKINS SHEEP DRESSED	63035	107936	391259	874771	2175
100 U KINGDOM				2249	
354 NETHRLNDS				1960	
400 U STATES		24131		235584	
MANUFACTURES OF FUR N O P		24131		239793	2181
100 U KINGDOM		26182		228958	
304 ARGENTINA				150	
305 AUSTRIA				961	
327 FRANCE				3076	
335 GERMANY W				162	
336 GREECE				2459	
340 HUNGARY		125		125	
344 ITALY				167	
347 JAPAN		800		1450	
376 SWITZRLND		294		294	
400 U STATES		65598		561525	
BRISTLES ANIMAL		92999		799327	2191
100 U KINGDOM	LB 1916	12840	32294	100909	
231 HONG KONG			16183	35132	
306 BELGIUM			10657	43735	
313 CHINA			1353	1278	
335 GERMANY W	736	1763	3145	5704	
347 JAPAN			2677	2478	
352 MEXICO			2248	1893	
354 NETHRLNDS	2380	5189	149163	407003	
376 SWITZRLND			9162	32250	
400 U STATES	32	831	4220	20579	
HAIR UNMANUFACTURED	5064	20623	231102	650961	2192
100 U KINGDOM	LB		31	123	
327 FRANCE			220	1730	
354 NETHRLNDS			127000	31311	
400 U STATES	244579	32171	1923859	252162	
HORSE HAIR	244579	32171	2051110	285326	2193
100 U KINGDOM	LB 520	1974	1262	4300	
304 ARGENTINA	196	716	1414	2828	
327 FRANCE			1042	2826	
352 MEXICO			2151	2853	
354 NETHRLNDS			50500	13905	
400 U STATES	45979	10913	199810	175592	
	46695	13603	256179	202304	

Articles and Countries from which Imported	MONTH OF NOVEMBER 1954		ELEVEN MONTHS ENDED NOVEMBER 1954		Class Number
	Quantities	Values (\$)	Quantities	Values (\$)	
HAIR CURLED DYED N O P 100 U KINGDOM 335 GERMANY W 400 U STATES		436		2635	2194
		63		139	
		499		6425	
				9199	
MANUFACTURES OF HAIR NDP 100 U KINGDOM 231 HONG KONG 327 FRANCE 335 GERMANY W 347 JAPAN 400 U STATES		413		3696	2195
		1206		26898	
		607		2609	
		470		14556	
		1881		5484	
		4577		13336	
HORSE HIDES 400 U STATES	NO			66579	2200
		937	5981	3256	28373
		937	5981	3256	28373
CALF SKINS AND KIPS RAW 327 FRANCE 334 ST PIERRE 344 ITALY 365 POLAND 375 SWEDEN 376 SWITZRLNO 400 U STATES	NO		2096	15055	2201
			1156	1153	
			500	5468	
			5100	18415	
			997	3250	
			2625	21661	
		17317	63008	328221	1185331
		17317	63008	340695	1250333
CATTLE HIDES RAW 236 NEW ZEAL 334 ST PIERRE 354 NETHRLNOS 384 P RICO 400 U STATES	NO		1200	10067	2202
			400	796	
			500	5578	
			1005	3944	
		29182	148573	326451	1873878
		29182	148573	329556	1894263
SHEEP SKINS RAW 100 U KINGDOM 202 AOEN 234 AUSTRALIA 236 NEW ZEAL 304 ARGENTINA 334 ST PIERRE 335 GERMANY W 372 SPAIN 400 U STATES	NO		35744	34318	2203
			6000	4949	
			1488	886	
		5950	9478	114235	116443
			58188	96068	
			302	114	
			11070	15025	
			9086	11883	
		78197	49316	501624	482492
		84147	58794	737737	762178
OTHER HIDES AND SKINS RAW NOP 335 GERMANY W 366 PORTUGAL 400 U STATES	NO		50000	8427	2204
			820	1610	
			1400	2318	
			52220	12355	
GOAT SKINS AND KID SKINS RAW 207 UN SD AFR 224 JAMAICA 309 BRAZIL 400 U STATES	NO		4000	9717	2205
			1035	998	
			610	599	
			8615	6920	
			14260	18234	
HIDE SECTIONS OR BELLIES 100 U KINGDOM 335 GERMANY W 376 SWITZRLNO 400 U STATES	NO		2000	2048	2206
			1000	18281	
		300	717	13254	
		22932	18660	371831	481372
		23232	23478	375548	514955
LEATHER DRESSED KID 100 U KINGDOM 327 FRANCE 335 GERMANY W 352 MEXICO 354 NETHRLNOS 372 SPAIN 400 U STATES		27386		463151	2210
				409	
		3739		28908	
				9244	
				498	
				28686	
			54242	410762	
			85367	941658	
BELTING LEATHER IN BUTTS 100 U KINGDOM 317 CZECHO S 327 FRANCE 400 U STATES		3454		57220	2211
				132	
		1699		4836	
		11914		102287	
			17067	165175	
LEATHER TANNO M O P 100 U KINGDOM 215 INDIA 234 AUSTRALIA 236 NEW ZEAL 306 BELGIUM 335 GERMANY W 400 U STATES		5481		81121	2213
		21665		60581	
				126	
				1413	
				3374	
		160		353	
		28034		212843	
			55340	359811	
LEATHER DRESSED N O P 100 U KINGDOM 207 UN SD AFR 215 INDIA 234 AUSTRALIA 236 NEW ZEAL 306 BELGIUM 309 BRAZIL 318 DENMARK 327 FRANCE 335 GERMANY W 341 ICELANO		90634		877941	2215
				149	
				1391	
				11769	
				2130	
		5663		7017	
		167		1256	
		798		2348	
		7225		98496	
		6166		38219	
		900		900	

IMPORTS INTO CANADA FOR CONSUMPTION

Articles and Countries from which Imported	MONTH OF NOVEMBER 1954		ELEVEN MONTHS ENDED NOVEMBER 1954		Class Number
	Quantities	Values (\$)	Quantities	Values (\$)	
352 MEXICO		4 076		4 076	
354 NETHRLNDS				4 330	
366 PORTUGAL				384	
375 SWEDEN				2 088	
376 SWITZRLND				1 139	
389 IRELAND		197		1 255	
400 U STATES		8 7851		9 80688	
CHAMOIS SKIN		20 3677		20 35576	2216
100 U KINGDOM		18 177		29 3405	
234 AUSTRALIA				2 742	
236 NEW ZEAL		3 115		10 341	
400 U STATES		748		13 260	
PATENT AND UPHOLSTERY LEATHER		22 040		31 9748	2217
100 U KINGDOM				1 016	
400 U STATES		21 441		15 5536	
SOLE LEATHER	LB			15 6552	2218
100 U KINGDOM			4 919	2 243	
234 AUSTRALIA			571	304	
335 GERMANY W			690	403	
400 U STATES	30 269	12 226	14 4198	59 424	
SCRAP LEATHER		30 269	15 0378	62 374	2219
400 U STATES		7 197		7 0872	
PIG MOROCCO ROLLER LEATHERS		7 197		7 0872	2220
100 U KINGDOM		3 3568		38 4112	
335 GERMANY W				504	
400 U STATES		3 691		28 994	
LEATHER FROM EAST INDIA KIP		3 7259		41 3610	2221
100 U KINGDOM		29 791		64 6150	
335 GERMANY W				277	
LEATHER FOR GLOVES OR CLOTHING		29 791		64 6427	2224
100 U KINGDOM		15 347		38 6132	
309 BRAZIL				260	
335 GERMANY W				2 964	
352 MEXICO				560	
375 SWEDEN				1 887	
400 U STATES		15 7304		13 16191	
LEATHER FOR UPHOLSTERY LEATHER		17 2651		17 07994	2225
100 U KINGDOM		15 941		13 0703	
400 U STATES		825		4 661	
CRUST OIL LEATHER FOR CHAMOIS		1 6836		13 5364	2226
100 U KINGDOM		539		4 411	
BOOTS AND SHOES PEGGED LEATHER	PAIR	539		4 411	2231
100 U KINGDOM			221	674	
BOOTS AND SHOES MENS LEATHER	PAIR		221	674	2232
100 U KINGDOM	17 518	7 6618	34 2609	14 11471	
215 INDIA			3043	2 406	
231 HONG KONG			1098	1 134	
305 AUSTRIA	416	5 748	571	6 812	
327 FRANCE	16	145	505	3 934	
335 GERMANY W	1 406	13 866	3 460	23 645	
344 ITALY	119	1 801	1 229	8 578	
352 MEXICO			1432	3 535	
354 NETHRLNDS	577	2 319	3 568	12 611	
359 NORWAY	29	261	29	261	
360 ISRAEL			138	828	
375 SWEDEN			267	1 257	
376 SWITZRLND	243	3 359	806	9 033	
389 IRELAND			612	2 555	
400 U STATES	3 612	17 850	51 786	28 1704	
BOOTS AND SHOES WOMENS LEATHER	PAIR	23 936	41 1153	17 69764	2233
100 U KINGDOM	9 081	26 579	15 9546	58 9015	
215 INDIA	82	215	480	1 201	
231 HONG KONG	220	184	2 839	2 165	
305 AUSTRIA	221	2 722	324	3 658	
306 BELGIUM			95	564	
316 CUBA			8	62	
327 FRANCE			1 487	11 761	
335 GERMANY W	12 52	7 869	2 593	14 822	
344 ITALY	78	330	2 696	8 172	
352 MEXICO	95	387	8016	7 836	
354 NETHRLNDS	1 180	2 770	4 286	10 274	
372 SPAIN			1 188	978	
376 SWITZRLND	172	1 493	8 807	7 3700	
400 U STATES	38 378	13 7103	7 00099	24 72749	
BOOTS SHOES CHILDRENS LEATHER	PAIR	50 759	89 2464	31 96957	2234
100 U KINGDOM	4 141	6 268	19 9483	23 0412	
215 INDIA	4 440	3 457	33 460	26 223	
327 FRANCE			308	147	
335 GERMANY W	773	2 480	1 862	5 874	
344 ITALY			177	213	
354 NETHRLNDS	174	271	4 4910	48 383	
400 U STATES	15 376	26 988	25 0474	42 4819	
	24 904	39 464	53 0674	73 6071	

Articles and Countries from which Imported	MONTH OF NOVEMBER 1954		ELEVEN MONTHS ENDED NOVEMBER 1954		Class Number
	Quantities	Values (\$)	Quantities	Values (\$)	
GARMENTS LEATHER					2235
100 U KINGDOM		787		15890	
344 ITALY				254	
354 NETHRLNDS				204	
381 ALASKA				124	
400 U STATES		3115		19995	
		3902		36467	
GLOVES MITTS LEATHER					2236
N O P					
100 U KINGDOM		49181		416562	
215 INDIA		234		234	
216 PAKISTAN		1685		2315	
306 BELGIUM				1358	
317 CZECHO S		114		114	
318 DENMARK		3918		3918	
327 FRANCE		4803		91201	
335 GERMANY W		558		5515	
336 GREECE				3079	
344 ITALY		3147		36187	
347 JAPAN				7785	
354 NETHRLNDS		5234		10593	
359 NORWAY				546	
372 SPAIN				346	
375 SWEDEN		104		104	
381 ALASKA				300	
400 U STATES		7656		83338	
		76634		663495	
GLOVES OF KID WOMENS					2237
100 U KINGDOM				5787	
306 BELGIUM				16191	
317 CZECHO S				466	
327 FRANCE		15363		236485	
335 GERMANY W		7368		92358	
344 ITALY		2655		28637	
347 JAPAN				224	
376 SWITZRLND				282	
400 U STATES		1434		4879	
		26820		385309	
HARNESS AND SADDLERY					2238
100 U KINGDOM		3887		59540	
335 GERMANY W		180		3508	
344 ITALY		320		560	
400 U STATES		8106		144273	
		12493		207881	
LEATHER BELTING					2239
100 U KINGDOM		3181		20192	
327 FRANCE		1744		2782	
335 GERMANY W				52	
354 NETHRLNDS				1324	
400 U STATES		4964		33513	
		9889		57863	
MFRS OF LEATHER OR RAWHIDE					2241
N O P					
100 U KINGDOM		11378		124003	
216 PAKISTAN				2535	
236 NEW ZEAL				479	
305 AUSTRIA		232		1360	
306 BELGIUM		306		742	
327 FRANCE				1107	
335 GERMANY W		1389		19881	
344 ITALY		1182		14061	
347 JAPAN		75		1265	
352 MEXICO				14364	
353 MOROCCO				2635	
354 NETHRLNDS				303	
372 SPAIN		382		443	
375 SWEDEN				1397	
376 SWITZRLND				1681	
400 U STATES		50753		466685	
		65627		652941	
SOLES AND HEELS LEATHER					2243
100 U KINGDOM		1650		19297	
400 U STATES		3948		68616	
		5598		87913	
SHOE LIFTS AND WELTING LEATHER					2244
100 U KINGDOM				131	
400 U STATES		2444		32625	
		2444		32756	
STRAPS LEATHER					2245
100 U KINGDOM		4541		73827	
318 DENMARK				912	
327 FRANCE		102		1088	
335 GERMANY W		1153		10141	
344 ITALY				2871	
352 MEXICO				3070	
354 NETHRLNDS				1877	
376 SWITZRLND		180		8734	
400 U STATES		18716		129928	
		24692		232448	
BICYCLE SADDLES					2246
N O					
100 U KINGDOM		3527		60166	
335 GERMANY W		4330		16543	
347 JAPAN		400		400	
354 NETHRLNDS		1400		28210	
400 U STATES		2100		15289	
		11757		96301	
BEEF AND VEAL FRESH					2251
LB					
100 U KINGDOM		497		9587	
		129		3528	

Articles and Countries from which Imported	MONTH OF NOVEMBER 1954		ELEVEN MONTHS ENDED NOVEMBER 1954		Class Number
	Quantities	Values (\$)	Quantities	Values (\$)	
234 AUSTRALIA	2201	622	2251	672	
236 NEW ZEAL			1889727	299002	
381 ALASKA	58	122	291	250	
389 IRELAND			332698	91826	
400 U STATES	178523	67857	799627	357500	
	181279	68730	3034181	752778	
MUTTON AND LAMB FRESH	LB				2252
100 U KINGDOM			5356	2142	
234 AUSTRALIA	68029	4429	2720628	467445	
236 NEW ZEAL			3903019	937790	
400 U STATES			578899	213770	
	68029	4429	7207902	1621147	
PORK FRESH	LB				2253
100 U KINGDOM			850	213	
234 AUSTRALIA			120264	36244	
389 IRELAND			1191048	555962	
			1312162	592419	
POULTRY NOP GAME PARTRIOGE					2254
100 U KINGDOM				716	
234 AUSTRALIA				34790	
400 U STATES		56324		211880	
		56324		247386	
RABBITS FROZEN FOR FOX FEED					2256
MEATS FRESH N O P	LB				2257
231 HONG KONG			83	53	
316 CUBA			2982	3111	
400 U STATES	4382	2974	36323	24511	
	4382	2974	39388	27675	
EDIBLE OFFAL FRESH	LB				2258
236 NEW ZEAL			836	214	
400 U STATES	106757	16963	3586132	425035	
	106757	16963	3586968	425249	
CHICKENS AND FOWL	LB				2259
100 U KINGDOM			580	232	
389 IRELAND			206319	49313	
400 U STATES	117980	31283	2393351	649869	
	117980	31283	2600250	699414	
TURKEYS	LB				2260
400 U STATES	738252	284070	3719749	1526778	
	738252	284070	3719749	1526778	
BACON HAMS OTHER PORK PREPARED	LB				2261
100 U KINGDOM			29361	14647	
389 IRELAND			80054	30042	
400 U STATES	2865	2311	56319	29495	
	2865	2311	165734	74184	
BEEF CANNED	LB				2262
100 U KINGDOM			181887	37821	
234 AUSTRALIA	842553	253678	7113197	2217338	
236 NEW ZEAL			18000	5375	
304 ARGENTINA	569100	184277	2918592	873107	
309 BRAZIL			18000	5946	
318 DENMARK			3000	1040	
354 NETHRLNDS	542	213	8261	4001	
362 PARAGUAY			1314015	426340	
376 SWITZRLNO			148	116	
386 URUGUAY	11580	2862	489919	143043	
400 U STATES	424	257	157741	47533	
	1424199	441287	12222760	3761660	
BEEF PICKLED	LB				2263
400 U STATES	2396500	479639	11997622	2168703	
	2396500	479639	11997622	2168703	
CANNED MEATS POULTRY GAME NOP	LB				2264
100 U KINGDOM	50435	12354	235546	54657	
234 AUSTRALIA	6750	916	108800	35119	
236 NEW ZEAL			472925	183223	
304 ARGENTINA	3600	1029	10800	3167	
318 DENMARK	7078	3705	65129	39902	
327 FRANCE	2652	4143	23594	18973	
354 NETHRLNDS	2931	1556	32394	16655	
400 U STATES	108136	43101	2247332	813038	
	181582	66804	3196520	1164734	
EXTRACTS OF MEAT FLUID BEEF					2265
100 U KINGDOM		9041		49850	
234 AUSTRALIA				174284	
236 NEW ZEAL				93403	
304 ARGENTINA		39032		67812	
400 U STATES		80		26748	
		48153		412097	
MEATS PREPARED NOT CANNED	LB				2266
400 U STATES	1027	639	22129	14096	
	1027	639	22129	14096	
PORK BARRELLED IN BRINE	LB				2267
PORK DRY SALTED	LB				2268
SAUSAGE	LB				2269
318 DENMARK			1140	1048	
354 NETHRLNDS			212	160	
400 U STATES	5223	3293	30245	19400	
	5223	3293	31597	20608	
SOUPS SOUP PREPARATIONS N O P					2270
100 U KINGDOM				5672	
224 JAMAICA				1158	
304 ARGENTINA				9736	
306 BELGIUM				74	

Articles and Countries from which Imported	MONTH OF NOVEMBER 1954		ELEVEN MONTHS ENDED NOVEMBER 1954		Class Number
	Quantities	Values (\$)	Quantities	Values (\$)	
327 FRANCE		224		1366	
354 NETHRLNDS		1125		8948	
362 PARAGUAY				7951	
376 SWITZRLND		4109		42062	
400 U STATES		12063		151615	
		17521		228582	
MILK SKIM POWDERED	LB				2280
400 U STATES	3030	531	7226	1809	
	3030	531	7226	1809	
MILK AND CREAM FRESH	GAL				2281
318 DENMARK			8306	19726	
400 U STATES	619	3244	10643	43403	
	619	3244	18949	63129	
BUTTER	LB				2282
100 U KINGDOM			2749	1100	
400 U STATES			83	53	
			2832	1153	
CASEIN	LB				2283
236 NEW ZEAL	11280	2101	44640	9249	
304 ARGENTINA			331	81	
400 U STATES	10350	4801	59378	23595	
	21630	6902	104349	32925	
CHEESE	LB				2284
100 U KINGDOM	6022	5001	16808	10686	
304 ARGENTINA	21462	8033	137745	50537	
305 AUSTRIA	4129	1655	13289	5311	
318 DENMARK	183213	71280	1098898	439555	
326 FINLAND	2288	816	4340	1586	
327 FRANCE	83149	41022	278866	145268	
335 GERMANY W	7247	3716	9426	4855	
344 ITALY	128749	67973	906328	468822	
354 NETHRLNDS	143156	55884	770285	296774	
359 NORWAY	7976	3062	64417	24100	
376 SWITZRLND	241539	140986	1439285	859158	
400 U STATES	38259	20189	621522	314493	
	867189	419617	5361209	2621145	
MILK CONDENSED OR EVAPORATED	LB				2285
100 U KINGDOM			9541	1065	
400 U STATES	2400	829	24812	8756	
	2400	829	34353	9821	
MILK WHOLE POWDERED	LB				2286
400 U STATES	2515	1312	13533	7043	
	2515	1312	13533	7043	
DRIED WHEY DRIED BUTTERMILK	LB				2287
400 U STATES	40500	2716	450545	30525	
	40500	2716	450545	30525	
OLEIC ACID OR RED OIL	LB				2288
100 U KINGDOM	5701	774	58637	8468	
400 U STATES	194775	35407	1154673	219090	
	200476	36181	1213310	227558	
STEARIC ACID	LB				2289
100 U KINGDOM			225050	28314	
306 BELGIUM			6719	773	
400 U STATES	129888	19306	727524	112031	
	129888	19306	959293	141118	
LARD OIL	GAL				2291
400 U STATES	595	1195	7871	16926	
	595	1195	7871	16926	
NEATS FOOT OIL	GAL				2292
400 U STATES			83	75	
			83	75	
ANIMAL OIL N O P	GAL				2293
100 U KINGDOM			5829	5224	
389 IRELAND			450	271	
400 U STATES			4800	7433	
			11079	12928	
COD LIVER OIL	GAL				2294
100 U KINGDOM			5085	6797	
359 NORWAY	5015	8115	33360	53284	
400 U STATES			198	402	
	5015	8115	38643	60483	
FISH OIL N O P	GAL				2295
316 CUBA			1427	3439	
335 GERMANY W			1170	1542	
347 JAPAN	5148	7744	40180	234272	
393 TAIWAN			627	5114	
400 U STATES	124380	91976	1545293	1129478	
	129528	99720	1588697	1373845	
SEAL OIL	GAL				2296
WHALE AND SPERMACEI OIL	GAL				2297
100 U KINGDOM	1872	2836	9548	11624	
359 NORWAY	1762	1973	8302	9832	
400 U STATES	467	966	17031	21451	
	4101	5775	34881	42907	
HALIBUT LIVER OIL					2298
400 U STATES				3511	
				3511	
FISH OIL CONCENTRATED					2299
347 JAPAN				60222	
400 U STATES		85		112974	
		85		173196	
FISH OIL FOR FORTIFYING					2300
100 U KINGDOM				3884	
347 JAPAN		11213		70499	
354 NETHRLNDS				3211	

IMPORTS INTO CANADA FOR CONSUMPTION

Articles and Countries from which Imported	MONTH OF NOVEMBER 1954		ELEVEN MONTHS ENDED NOVEMBER 1954		Class Number
	Quantities	Values (\$)	Quantities	Values (\$)	
393 TAIWAN		7188		7188	
400 U STATES		3087		26336	
BEESWAX		21488		111118	2302
100 U KINGDOM			20160	12102	
236 NEW ZEAL			6818	3069	
312 CHILE	6562	3708	6562	3708	
316 CUBA			4030	2155	
320 OOM REP			7277	3548	
400 U STATES	21863	11885	124664	68503	
CANDLES N O P	28425	15593	169511	93085	2303
100 U KINGDOM			127	75	
318 DENMARK			2027	900	
335 GERMANY W	1062	509	3588	1648	
360 ISRAEL	1100	307	2947	1292	
375 SWEDEN	230	67	1805	587	
400 U STATES	29417	10248	172571	61082	
GREASE ROUGH	31809	11131	183065	65584	2304
100 U KINGDOM	220	1638	1415	11117	
306 BELGIUM	42	261	42	261	
335 GERMANY W	110	1082	330	3252	
354 NETHRLNDS	22	97	44	197	
400 U STATES	14131	102770	84905	624133	
LARD AND COMPOUNDS STEARINE	14525	105848	86736	638960	2307
400 U STATES	1224752	164514	2525166	361003	
TALLOW	1224752	164514	2525166	361003	2308
400 U STATES			3670373	273501	
EGG ALBUMEN DRIED POWDERED ETC			3670373	273501	2315
231 HONG KONG			5800	6657	
313 CHINA			42400	38462	
318 DENMARK	2520	2676	10558	12532	
354 NETHRLNDS	500	505	500	505	
400 U STATES	26350	29620	286254	395680	
EGG YOLK DRIED POWDERED ETC	29370	32801	345512	453836	2316
400 U STATES	200	235	835	907	
EGGS WHOLE DRIED POWDERED ETC	200	235	835	907	2317
313 CHINA			13400	10536	
400 U STATES	3660	3225	93265	100720	
GELATINE INEDIBLE PHOTOGRAPHIC	3660	3225	106665	111256	2320
400 U STATES	650	1018	243568	375132	
ANIMAL GLANDS FOR MEDICINE	650	1018	243568	375132	2321
400 U STATES		925		29260	
BLOOD ALBUMEN AND BLOOD DRIED		925		29260	2324
400 U STATES		883		7475	
EGGS IN THE SHELL		883		7475	2325
100 U KINGDOM			210	84	
231 HONG KONG	4492	2259	30914	17102	
354 NETHRLNDS			30	126	
400 U STATES	108202	48465	441250	795963	
EGGS YOLK OR ALBUMEN FROZEN	112694	50724	472404	813275	2326
389 IRELAND			59584	9538	
400 U STATES			90662	62849	
GELATINE CAPSULES EMPTY			150246	72387	2328
100 U KINGDOM				637	
335 GERMANY W				349	
400 U STATES		39539		291778	
GELATINE EOI BLE		39539		292764	2329
100 U KINGDOM	53040	24585	665942	309959	
234 AUSTRALIA	70600	27490	388110	145352	
306 BELGIUM	8830	3476	123809	55491	
327 FRANCE	46550	18208	238486	95100	
335 GERMANY W	366	478	1902	1266	
354 NETHRLNDS			78532	30248	
400 U STATES	34889	20082	742090	450887	
GELATINE N O P	214275	94319	2238871	1088303	2331
100 U KINGDOM	30000	6650	108658	29650	
306 BELGIUM			132	62	
335 GERMANY W	11000	2334	11000	2334	
400 U STATES	2891	1535	14948	7523	
GLUE ANIMAL POWDERED OR SHEET	43891	10519	134738	39569	2332
100 U KINGDOM	262240	41809	1375273	219927	
234 AUSTRALIA	16800	2751	44800	7447	
400 U STATES	4185	809	67583	11309	
GLUE N O P	283225	45369	1487656	238683	2333
100 U KINGDOM	1000	537	48430	8809	
231 HONG KONG			80	113	
400 U STATES	6904	2842	79426	31879	
	7904	3379	127936	40801	

IMPORTS INTO CANADA FOR CONSUMPTION

Articles and Countries from which Imported	MONTH OF NOVEMBER 1954		ELEVEN MONTHS ENDED NOVEMBER 1954		Class Number
	Quantities	Values (\$)	Quantities	Values (\$)	
CATGUT WORMGUT UNMANUFACTURED					2335
GUT AND MANUFACTURES N O P					2336
100 U KINGDOM		228		3893	
234 AUSTRALIA		630		11415	
335 GERMANY W				618	
372 SPAIN				277	
400 U STATES		1001		23541	
		1859		39744	
HONEY					2337
100 U KINGDOM	LB		872	542	
236 NEW ZEAL			6000	914	
304 ARGENTINA	55007	6732	55007	6732	
359 NORWAY	441	190	441	190	
400 U STATES	1414806	183782	3581047	485526	
	1470254	190704	3643367	493904	
MANURES ANIMAL					2338
400 U STATES	CWT				
	1013	836	28414	56526	
	1013	836	28414	56526	
MUSK IN PODS OR GRAINS					2339
231 HONG KONG	OZ		960	17590	
			960	17590	
RENNET RAW AND PREPARED					2340
318 DENMARK	LB		5272	1955	
400 U STATES		6135	4730	60628	42041
		6135	4730	65900	43996
SAUSAGE CASINGS UNCLEANED					2341
234 AUSTRALIA				31693	
236 NEW ZEAL				181421	
400 U STATES		5737		85742	
		5737		298856	
SAUSAGE CASINGS CLEANED					2342
234 AUSTRALIA		60538		390220	
236 NEW ZEAL				1717448	
335 GERMANY W				1509	
400 U STATES		4334		22461	
		64872		2131638	
TANKAGE					2343
100 U KINGDOM	CWT		1000	1199	
236 NEW ZEAL			425	3316	
400 U STATES		5372	6166	37812	51241
		5372	6166	39237	55756
ANIMAL PRODUCTS N O P					2344
100 U KINGDOM				3749	
215 INDIA				61	
231 HONG KONG		1200		7850	
327 FRANCE		1541		6070	
344 ITALY				604	
347 JAPAN		3668		13041	
352 MEXICO				58	
400 U STATES		5673		182892	
		12082		214325	
HORSE MEAT AND OFFAL FOR FOXES					2345
400 U STATES	CWT				
	947	6957	17445	115451	
	947	6957	17445	115451	
DOG FOOD AND PET STOCK FOOD					2347
100 U KINGDOM				327	
354 NETHRLNOS				347	
400 U STATES		36421		192431	
		36421		193105	
TARIFF 206 254 635 679 686 699					2348
366 PORTUGAL		101		101	
400 U STATES		493		4899	
		594		5000	



Articles and Countries from which Imported	MONTH OF NOVEMBER 1954		ELEVEN MONTHS ENDED NOVEMBER 1954		Class Number
	Quantities	Values (\$)	Quantities	Values (\$)	
GROUP 3					
FIBRES TEXTILES AND PRODUCTS					
RAW COTTON	LB				3001
214 A E SUDAN			2785	854	
215 INDIA			117158	31748	
216 PAKISTAN	184508	63034	302908	102719	
306 BELGIUM			9746	2541	
309 BRAZIL	351508	108257	5564745	1648855	
311 BURMA			92601	27028	
322 EGYPT			467669	173891	
352 MEXICO	152489	50388	1506467	512520	
354 NETHRLNDS			34109	6329	
363 PERU	84651	43574	195258	86088	
400 U STATES	18434707	6443017	122223821	42233900	
	19207863	6708270	130517267	44826473	
COTTON LINTERS N O P	LB				3002
306 BELGIUM			764976	38622	
309 BRAZIL	46127	5172	299506	33855	
323 EL SALVD	54462	2307	482383	23181	
352 MEXICO			81792	5411	
363 PERU			13335	1947	
400 U STATES	1173873	96611	10695518	874983	
	1274462	104090	12337510	977999	
COTTON LINTERS FOR PAPER	LB				3003
BATTS BATTING WADDING COTTON	LB				3004
100 U KINGDOM			302	188	
400 U STATES	106474	61883	856280	451524	
	106474	61883	856582	451712	
CARDED SLIVER COTTON FIBRES	LB				3005
400 U STATES			4008	1634	
COTTON PULP FOR ART SILK YARN	LB				3006
COTTON THREAD	LB				3009
100 U KINGDOM	1105	3022	21757	52368	
305 AUSTRIA			2345	2456	
317 CZECHO S	1634	1752	5701	6083	
327 FRANCE	260	672	1152	2522	
335 GERMANY W			166	650	
344 ITALY			8652	9387	
354 NETHRLNDS			3669	4986	
376 SWITZRLND			4838	9850	
400 U STATES	41507	67091	479096	759321	
	44506	72537	527376	847623	
COTTON YARNS SINGLES N O P	LB				3011
100 U KINGDOM	5419	6821	80230	95520	
322 EGYPT			732	433	
400 U STATES	39439	37119	266541	247243	
	44858	43940	347503	343196	
YARNS SINGLES FOR KNIT GOODS	LB				3012
100 U KINGDOM	539	522	4197	5656	
215 INDIA			3000	1668	
344 ITALY			341	158	
400 U STATES	91280	65991	852696	625746	
	91819	66513	860234	633228	
COTTON YARNS N O P	LB				3013
100 U KINGDOM	715	1194	19853	31307	
327 FRANCE			133	230	
344 ITALY	238	108	238	108	
354 NETHRLNDS			4480	4830	
376 SWITZRLND			595	1435	
400 U STATES	117189	137211	1065950	1077510	
	118142	138513	1091249	1115420	
CROCHET KNITTING COTTON N O P	LB				3014
100 U KINGDOM	106	160	1104	3668	
327 FRANCE	840	3859	10871	51965	
335 GERMANY W			387	587	
354 NETHRLNDS			385	446	
400 U STATES	22303	36928	101278	172669	
	23249	40947	114025	229335	
CORDS AND TWINE COTTON N O P	LB				3015
100 U KINGDOM	1237	735	77648	40288	
231 HONG KONG	500	119	500	119	
400 U STATES	59600	48371	334679	288520	
	61337	49225	412827	328927	
COTTON YARNS TINSEL THREAD	LB				3017
100 U KINGDOM			1727	3554	
327 FRANCE			570	1552	
400 U STATES	4423	11363	54420	121080	
	4423	11363	56717	126186	
MERCERIZED YARNS 40 AND FINER	LB				3018
100 U KINGDOM	2001	4044	27975	47855	
400 U STATES	1264	1783	4319	8183	
	3265	5827	32294	56038	
COTTON YARNS HANKS FOR THREAD	LB				3019
100 U KINGDOM	61802	99920	905024	1376740	
305 AUSTRIA			15607	18012	
322 EGYPT	807	845	807	845	
400 U STATES	16636	19771	149975	182443	
	79245	120536	1071413	1578040	

IMPORTS INTO CANADA FOR CONSUMPTION

Articles and Countries from which Imported	MONTH OF NOVEMBER 1954		ELEVEN MONTHS ENDED NOVEMBER 1954		Class Number
	Quantities	Values (\$)	Quantities	Values (\$)	
COTTON YARN 2 PLY 80 AND FINER 100 U KINGDOM	LB 800	3144	11800	47431	3020
COTTON YARN SINGLES FOR THREAD 100 U KINGDOM 335 GERMANY W	LB 123632	141050	980714 189	1102234 282	3021
COTTON YARN TO BE MERCERIZED 100 U KINGDOM 305 AUSTRIA 400 U STATES	LB 14615	27482	192671 1100	313991 1392	3022
COTTON YARNS SINGLES 20 TO 40 100 U KINGDOM	LB 50413	49788	248814	241666	3023
COLOURED COT FAB NOP OVER 80 C 100 U KINGDOM 215 INDIA 305 AUSTRIA 306 BELGIUM 309 BRAZIL 317 CZECHO S 318 DENMARK 327 FRANCE 335 GERMANY W 344 ITALY 347 JAPAN 354 NETHRLNDS 365 POLAND 372 SPAIN 375 SWEDEN 376 SWITZRLND 400 U STATES	LB 52244 10655 39015	89109 10458 37021	747710 56972 3486 623484 33 51213 223	1314091 57282 9518 581223 59 81131 836 54253 372855 83403 53134 473472 8045 6480 1381 50858	3026
COLORRED COT FAB NOP 50 TO 80 C 100 U KINGDOM 215 INDIA 306 BELGIUM 317 CZECHO S 335 GERMANY W 344 ITALY 347 JAPAN 354 NETHRLNDS 400 U STATES	LB 1218 175578 24471	851 99700 19282	27253 719271 141178 2881 316	16557 408439 109231 2265 249	3027
COLORRED COT FAB NOP UNDER 50 C 100 U KINGDOM 215 INDIA 335 GERMANY W 400 U STATES	LB 162878 4835	72829 2143	14322 487142 1943 57257	5799 217469 894 23402	3028
COTTON DENIMS 100 U KINGDOM 215 INDIA 347 JAPAN 400 U STATES	LB 237902	165293	1631922	1177779	3029
HANDKERCHIEF COTTON BLEACHED 100 U KINGDOM 335 GERMANY W 400 U STATES	LB 2247	3995	29487 1902 8927	53819 2335 8092	3030
COTTON FABRIC NOT BLEACHED NOP 100 U KINGDOM 215 INDIA 225 TRINIDAD 231 HONG KONG 305 AUSTRIA 306 BELGIUM 317 CZECHO S 335 GERMANY W 347 JAPAN 354 NETHRLNDS 365 POLAND 372 SPAIN 400 U STATES	LB 9264 104060	9024 50141	71258 1653064 8818 329 24242 119821 18392 26183 18129 64678 11161 301631	89403 755353 4975 187 19884 67507 16406 21740 9853 42859 6994 192610	3031
CANTON FLANNELS NOT COLOURED 100 U KINGDOM 215 INDIA 306 BELGIUM 335 GERMANY W 347 JAPAN 354 NETHRLNDS 365 POLAND 376 SWITZRLND 400 U STATES	LB 9427 4980	16876 3980	164075 11123 12663 113506 36277 61243 68032 273	301739 8348 9537 110415 25587 54704 45744 992	3032
TOWELLING IN THE WEB 100 U KINGDOM 335 GERMANY W 354 NETHRLNDS 400 U STATES	LB 444 8274	272 6855	2398 23733 1947	2291 19062 1744	3033
VOILES SCRIMS NOT COLOURED 100 U KINGDOM	LB 225	570	12513	25936	3034

Articles and Countries from which Imported	MONTH OF NOVEMBER 1954		ELEVEN MONTHS ENDED NOVEMBER 1954		Class Number
	Quantities	Values (\$)	Quantities	Values (\$)	
335 GERMANY W	117	120	3209	4670	
365 POLAND			18121	21003	
376 SWITZRLND	37	204	4955	23160	
400 U STATES	23806	24828	191185	249431	
	24185	25722	229983	324200	
COTTON FABRICS BLEACHED N O P	LB				3035
100 U KINGDOM	8785	14631	68077	109302	
306 BELGIUM			827	426	
317 CZECHO S	293	288	1434	1749	
327 FRANCE			278	265	
335 GERMANY W	947	1146	17380	20311	
354 NETHRLNDS	88	142	7277	9253	
365 POLAND			10008	6264	
376 SWITZRLND	74	386	2795	12179	
400 U STATES	39718	37959	521868	525974	
	49905	54552	629944	685723	
COTTON CHEESECLOTH AND GAUZE	LB				3036
100 U KINGDOM	3657	3711	62350	75860	
215 INDIA			15149	7505	
347 JAPAN			3505	3240	
400 U STATES	181455	158553	2565066	2122684	
	185112	162264	2646070	2209289	
POPLIN BLEACHED NOT COLOURED	LB				3037
100 U KINGDOM			28108	56665	
335 GERMANY W	1224	1398	13514	15943	
347 JAPAN			1971	1819	
354 NETHRLNDS			415	523	
400 U STATES	12835	15438	102502	122396	
	14059	16836	146510	197346	
COTTON FABRICS COUNT 100	LB				3039
100 U KINGDOM	13018	47980	474659	1580247	
376 SWITZRLND			17	104	
400 U STATES	76	195	905	1892	
	13094	48175	475581	1582243	
COTTON FABRICS CUT PILE N O P	LB				3040
100 U KINGDOM	254	889	4390	11471	
327 FRANCE	659	666	6141	10329	
335 GERMANY W	5127	10735	26006	57383	
344 ITALY			427	1037	
347 JAPAN			3380	5099	
354 NETHRLNDS	1426	2335	1558	2511	
400 U STATES	9523	14157	69785	115959	
	16989	28782	111687	203789	
COTTON FABRIC FOR TYPE RIBBON	LB				3041
100 U KINGDOM	11785	54214	100076	387713	
400 U STATES	262	3719	3936	41055	
	12047	57933	104012	428768	
COTTON FABRIC BILLIARD CLOTH	LB				3042
400 U STATES	685	430	685	430	
	685	430	685	430	
SAILCLOTH EGYPTIAN COTTON	LB				3043
100 U KINGDOM	524	888	3392	6746	
344 ITALY			83	213	
400 U STATES			238	929	
	524	888	3713	7888	
FILTER CLOTH FOR MINING	LB				3044
100 U KINGDOM	266	404	4303	5747	
400 U STATES	575	547	1167	1093	
	841	951	5470	6840	
COTTON FABRIC KNITTED	LB				3045
100 U KINGDOM	22781	28174	180098	275077	
400 U STATES	39399	47889	304584	415748	
	62180	76063	484682	690825	
COTTON SHADOW CRETONNES	LB				3046
100 U KINGDOM	187	356	977	1776	
400 U STATES	1236	702	1236	702	
	1423	1058	2213	2478	
COTTON GABARDINES	LB				3047
100 U KINGDOM	3356	4499	48655	122768	
400 U STATES	365	449	11251	15381	
	3721	4948	59906	138149	
COTTON FABRICS 80 TO 99 COUNT	LB				3048
100 U KINGDOM	164	586	12966	43933	
376 SWITZRLND			315	1457	
400 U STATES	685	998	5672	9060	
	849	1584	18953	54450	
COTTON FABRICS CUT WEFT PILE	LB				3049
100 U KINGDOM	11693	33377	177481	499053	
306 BELGIUM			1159	2531	
327 FRANCE			3226	5141	
335 GERMANY W	500	674	1779	3770	
344 ITALY	408	820	2006	5369	
347 JAPAN	1401	2625	67591	87028	
354 NETHRLNDS	99	183	52079	61481	
400 U STATES	78832	109002	821213	1113511	
	92933	146681	1126534	1777884	
COTTON FABRICS FOR BOOK COVERS	LB				3050
100 U KINGDOM	2219	1800	118737	109914	
400 U STATES	1872	2297	38795	45894	
	4091	4097	157532	155808	
LACE NOT COLOURED FOR CLOTHING	LB				3051
100 U KINGDOM	304	837	7760	25496	
305 AUSTRIA	12536	55364	148059	548277	
306 BELGIUM			551	1519	
327 FRANCE	951	7426	19104	117193	
335 GERMANY W	141	297	398	960	

IMPORTS INTO CANADA FOR CONSUMPTION

Articles and Countries from which Imported	MONTH OF NOVEMBER 1954		ELEVEN MONTHS ENDED NOVEMBER 1954		Class Number
	Quantities	Values (\$)	Quantities	Values (\$)	
347 JAPAN	2700	3764	2700	3764	
354 NETHRLNDS			95	228	
367 AZORES			18	346	
376 SWITZRLND	206	2432	10124	62662	
390 GERMANY E			156	1590	
400 U STATES	13798	66259	191003	918828	
	30636	136379	379968	1680863	
LACE COLOURED FOR CLOTHING	LB				3052
100 U KINGDOM			1705	4580	
305 AUSTRIA			6175	25525	
327 FRANCE	157	1391	2419	17150	
335 GERMANY W			817	2626	
376 SWITZRLND	435	3665	612	5770	
400 U STATES	1621	8233	13587	72850	
	2213	13289	25315	128501	
EMBROIDERIES COTTON N O P	LB				3053
100 U KINGDOM	33	111	4920	12113	
215 INDIA			1423	6758	
231 HONG KONG			62	309	
305 AUSTRIA	464	2644	3391	18121	
306 BELGIUM			1482	3553	
327 FRANCE			2023	14252	
335 GERMANY W			36	151	
347 JAPAN	353	686	353	686	
354 NETHRLNDS			1361	4745	
376 SWITZRLND	150	3224	10644	83122	
400 U STATES	1360	2477	9519	32293	
	2360	9142	35214	176103	
LACE BOBBINET NETS COTTON N O P	LB				3054
100 U KINGDOM	189	1320	20929	59564	
215 INDIA	97	533	2720	19857	
231 HONG KONG	347	1599	2360	10313	
305 AUSTRIA			202	1306	
306 BELGIUM	10	218	168	1249	
327 FRANCE	194	1247	1440	10234	
335 GERMANY W			476	875	
347 JAPAN	330	346	2835	3229	
354 NETHRLNDS			954	3186	
376 SWITZRLND	40	581	714	9349	
400 U STATES	261	888	8862	29809	
	1468	6732	41660	148971	
WHITE COTTON BOBBINET PLAIN	YD				3055
100 U KINGDOM	16834	7492	176473	69670	
	16834	7492	176473	69670	
GLOVES COTTON	DZ PR				3064
100 U KINGDOM	1218	9220	31284	267401	
231 HONG KONG	50	165	4929	13998	
232 MALTA	392	2475	1415	10484	
305 AUSTRIA			316	2231	
306 BELGIUM			10	145	
313 CHINA			100	234	
317 CZECHOS			50	205	
327 FRANCE	252	4873	3202	37900	
335 GERMANY W	4918	30956	55804	329969	
336 GREECE			571	3594	
344 ITALY	140	894	27599	166461	
347 JAPAN	3798	10513	39062	113769	
354 NETHRLNDS			48	147	
390 GERMANY E			11152	49428	
400 U STATES	1562	9087	21580	102100	
	12330	68184	197122	1098066	
SOCKS AND STOCKINGS COTTON	DZ PR				3065
100 U KINGDOM	8373	28542	114668	353317	
231 HONG KONG			100	137	
318 DENMARK	400	1954	501	2559	
327 FRANCE	15	211	121	1551	
344 ITALY			1025	3141	
354 NETHRLNDS	100	394	320	1348	
372 SPAIN	100	416	2145	9259	
400 U STATES	7110	24487	168476	482580	
	16098	56004	287356	853892	
SHIRTS COTTON NOT KNITTED	LB				3066
100 U KINGDOM	907	4093	10579	49674	
215 INDIA			5572	6213	
224 JAMAICA			10	178	
231 HONG KONG	1400	523	2789	3701	
305 AUSTRIA	919	3208	3442	11460	
327 FRANCE			96	141	
335 GERMANY W	40	62	112	242	
344 ITALY			356	1809	
347 JAPAN	7954	8971	9159	11078	
352 MEXICO			431	2463	
354 NETHRLNDS			254	442	
376 SWITZRLND	912	5046	3552	15120	
380 USSR			16	119	
383 HAWAII			261	1032	
400 U STATES	21641	46401	125684	294896	
	33773	68304	162313	398568	
UNDERWEAR COTTON KNITTED	LB				3067
100 U KINGDOM	5957	11698	147180	293621	
306 BELGIUM			1077	1720	
354 NETHRLNDS			2840	4953	
376 SWITZRLND			106	667	
400 U STATES	2214	4091	67335	134323	
	8171	15789	218538	435284	

Articles and Countries from which Imported	MONTH OF NOVEMBER 1954		ELEVEN MONTHS ENDED NOVEMBER 1954		Class Number
	Quantities	Values (\$)	Quantities	Values (\$)	
COTTON CLOTHING N O P WOVEN	LB				3068
100 U KINGDOM	1868	7344	38629	137186	
224 JAMAICA			124	1238	
231 HONG KONG	80	510	769	1962	
305 AUSTRIA	524	4457	3388	17628	
306 BELGIUM			521	1802	
317 CZECHOS			182	215	
318 DENMARK			58	268	
327 FRANCE	37	361	606	5128	
335 GERMANY W	552	2133	2965	8358	
337 GUATEMALA			184	889	
340 HUNGARY			175	1324	
344 ITALY	83	521	1580	11202	
347 JAPAN	311	794	4455	7262	
352 MEXICO			1211	5025	
354 NETHRLNDS	1486	2136	10407	16427	
366 PORTUGAL			307	914	
367 AZORES			975	5266	
376 SWITZRLND	292	3579	4018	36248	
383 HAWAII	23	161	1472	8809	
384 P RICO			15	219	
400 U STATES	52225	116896	562484	1423098	
	57481	138892	634525	1690468	
DRESSES WVN COTT WOMENS CHLDNS	NO				3069
100 U KINGDOM	224	723	699	4936	
224 JAMAICA			137	1005	
305 AUSTRIA			4	60	
306 BELGIUM			7	177	
327 FRANCE	36	196	848	4794	
335 GERMANY W	22	131	76	635	
344 ITALY			153	1197	
352 MEXICO			16	157	
364 PHIL			885	368	
367 AZORES			768	1676	
375 SWEDEN			62	344	
376 SWITZRLNO	23	104	240	2022	
383 HAWAII	8	76	986	6803	
400 U STATES	14422	44775	288112	882061	
	14735	46005	292993	906235	
SMOCKS OVRALLS WVN COTTON MENS	LB				3070
100 U KINGDOM			267	452	
354 NETHRLNDS			1276	1736	
400 U STATES	9142	12581	113751	166000	
	9142	12581	115294	168188	
RAINCOATS WATERPROOFED COTTON	NO				3071
100 U KINGDOM	402	4589	11319	108463	
335 GERMANY W	638	7757	6317	52725	
360 ISRAEL			507	3284	
375 SWEDEN			9	116	
400 U STATES	937	4962	9189	35794	
	1977	17308	27341	200382	
CLTHG NOP COTT KNIT INFTS CHLO	LB				3072
100 U KINGDOM	5310	11334	120484	222375	
306 BELGIUM			83	270	
335 GERMANY W			615	2453	
347 JAPAN			1473	2066	
354 NETHRLNDS			2097	5792	
400 U STATES	4030	9852	70726	188526	
	9340	21186	195478	421482	
CLTHG NOP COTT KNIT WOMNS GRLS	LB				3073
100 U KINGDOM	1346	4395	50773	115541	
231 HONG KONG			61	323	
305 AUSTRIA			148	2371	
306 BELGIUM			613	1426	
327 FRANCE			40	158	
335 GERMANY W			57	668	
340 HUNGARY			44	63	
344 ITALY			54	529	
354 NETHRLNDS			62	132	
376 SWITZRLND	84	434	241	1335	
400 U STATES	2321	6529	53288	127674	
	3751	11358	105381	250220	
CLTHG NOP COTT KNIT MENS BOYS	LB				3074
100 U KINGDOM	2466	5261	72172	149437	
215 INDIA			140	266	
327 FRANCE			78	313	
335 GERMANY W			908	1416	
354 NETHRLNDS	2133	4034	12373	22673	
376 SWITZRLND	81	356	478	3435	
400 U STATES	4586	10930	90718	210017	
	9266	20581	176867	387557	
BAGS COTTON	LB				3082
100 U KINGDOM			264	474	
400 U STATES	32311	20488	70224	50861	
	32311	20488	70488	51335	
BELTING OF COTTON	LB				3083
100 U KINGDOM	4194	7521	37696	43547	
400 U STATES	7114	12752	85198	154278	
	11308	20273	122894	197825	
BLANKETS OF COTTON	LB				3084
100 U KINGDOM	693	641	71239	52810	
306 BELGIUM			113318	79030	
335 GERMANY W	8832	6185	136640	91716	
347 JAPAN	5903	4598	10143	7985	
354 NETHRLNDS	3562	3699	82265	55094	
400 U STATES	21645	19024	249845	227185	
	40635	34147	663450	513820	

IMPORTS INTO CANADA FOR CONSUMPTION

Articles and Countries from which Imported	MONTH OF NOVEMBER 1954		ELEVEN MONTHS ENDED NOVEMBER 1954		Class Number
	Quantities	Values (\$)	Quantities	Values (\$)	
TAPE AND WEBBING HOOK AND EYE 100 U KINGDOM 400 U STATES	LB 323	926	371 4923	1218 12739	3085
BRAIDED WICK FOR CANDLES 100 U KINGDOM 400 U STATES	323	926	5294	13957	3086
CURTAINS COTTON N O P 100 U KINGDOM 335 GERMANY W 347 JAPAN 376 SWITZRLND 400 U STATES	LB 6822	11789	5884 43 1382 268 102752	16997 259 1924 2842 175382	3087
TABLE AND TRAY CLOTHS COTTON 100 U KINGDOM 215 INDIA 231 HONG KONG 305 AUSTRIA 306 BELGIUM 313 CHINA 327 FRANCE 335 GERMANY W 344 ITALY 347 JAPAN 352 MEXICO 354 NETHRLNOS 366 PORTUGAL 367 AZORES 372 SPAIN 373 CANARY IS 376 SWITZRLND 400 U STATES	LB 9297 7445 49 223 496 18 2164 2886 441 143 9552	17395 18825 443 958 726 84 3177 4344 991 749 13479	110329 84385 66 62636 998 796 991 1949 746 52986 534 60706 51 1401 21 1025 4800 93496	197404 184585 109 135383 4752 3901 2110 4526 5419 1048 51538 1019 84164 411 6441 55 2282 29079 147798	3088
DUCK SEAMLESS COTTON FOR HOSE 400 U STATES	LB 32714	61171	369983	664620	3089
FRINGES AND TASSELS COTTON 400 U STATES	LB 73	240	1739	4574	3090
HANDKERCHIEFS COTTON 100 U KINGDOM 231 HONG KONG 305 AUSTRIA 306 BELGIUM 317 CZECHO S 327 FRANCE 335 GERMANY W 344 ITALY 347 JAPAN 354 NETHRLNDS 376 SWITZRLNO 400 U STATES	LB 17815 64 38 107 77 39311 4283 1494 63189	43779 552 246 406 273 43700 37705 5784 132445	220605 939 849 79 6517 368 77 255 164330 1231 24962 25500 445712	619548 3507 7173 1386 17279 1974 273 1460 197723 3334 285104 68637 1207398	3091
LAODER TAPES FOR BLINOS 100 U KINGDOM 400 U STATES	LB 1839	2176	21415 11621	29398 10513	3092
MANTLE STOCKING FOR GAS LIGHT 400 U STATES	1839	2176	33036	39911	3093
QUILTS COUNTERPANES COTTON 100 U KINGDOM 215 INDIA 306 BELGIUM 335 GERMANY W 344 ITALY 347 JAPAN 354 NETHRLNDS 400 U STATES	LB 1645 3440 117608 122693	3036 2399 129122 134557	23975 5641 593 3440 2200 7877 13069 1333617 1390412	29505 5913 982 2399 2017 5489 16131 1505086 1567522	3094
SHEETS COTTON 100 U KINGDOM 306 BELGIUM 354 NETHRLNDS 366 PORTUGAL 367 AZORES 376 SWITZRLND 381 ALASKA 400 U STATES	LB 1451 6717 42 146608 154818	2289 5057 119 155943 163408	26495 29646 3368 388 4058 1058 420 1254688 1320121	32125 19840 3511 1076 11040 729 1340 1351891 1421552	3095
TOWELS COTTON 100 U KINGDOM 215 INDIA 231 HONG KONG 306 BELGIUM 335 GERMANY W 347 JAPAN 354 NETHRLNOS 376 SWITZRLND 381 ALASKA 400 U STATES	LB 1789 178 3424 12170 180 374763 392504	2279 265 1891 13862 301 371757 390355	47000 1366 1375 1053 281 38378 43768 259 106 2372646 2506232	50744 784 1300 1322 405 22306 51608 424 126 2405168 2534187	3096
COTTON MANUFACTURES M O P 100 U KINGDOM	LB 10768	14273	134394	207479	3097

Articles and Countries from which Imported	MONTH OF NOVEMBER 1954		ELEVEN MONTHS ENDED NOVEMBER 1954		Class Number
	Quantities	Values (\$)	Quantities	Values (\$)	
231 HONG KONG	294	144	4135	6516	
234 AUSTRALIA			100	118	
305 AUSTRIA			224	999	
306 BELGIUM			25673	32559	
313 CHINA			264	498	
317 CZECHOS			717	865	
327 FRANCE		70	3916	6065	
335 GERMANY W	38	97	8702	6216	
344 ITALY	21	102	101	304	
347 JAPAN	4555	1013	12739	7685	
354 NETHRLNOS	1049	1408	23193	22471	
359 NORWAY			79	201	
360 ISRAEL			750	662	
367 AZORES			7	89	
376 SWITZRLND	35	149	2538	6339	
381 ALASKA			150	448	
390 GERMANY E			129	745	
400 U STATES	91064	125275	932178	1324819	
	107828	142531	1149989	1625078	
WASH CLOTHS BATH MATS COTTON	LB				3098
100 U KINGDOM			1116	1464	
231 HONG KONG			2773	1556	
306 BELGIUM			1392	978	
313 CHINA			500	263	
317 CZECHOS			2392	2449	
335 GERMANY W	108	108	418	738	
347 JAPAN	920	880	4793	4441	
354 NETHRLNDS			6960	3067	
400 U STATES	127988	154119	693544	832056	
	129016	155107	713888	847012	
PILLOW CASES COTTON	LB				3100
100 U KINGDOM	7626	15351	85836	159603	
231 HONG KONG	5153	11664	68353	116544	
313 CHINA			2002	3547	
347 JAPAN	48374	37864	236833	191489	
354 NETHRLNOS			62	64	
366 PORTUGAL			3235	10149	
367 AZORES	3035	9426	18866	57713	
373 CANARY IS			1031	2145	
376 SWITZRLND			359	679	
381 ALASKA			200	234	
400 U STATES	23726	30485	251257	311612	
	87914	104790	668034	853779	
FLAX FIBRE AND TOW	CWT				3111
306 BELGIUM			287	7923	
309 BRAZIL			1117	7683	
400 U STATES	309	8532	918	27668	
	309	8532	2322	43274	
HEMP DRESSED OR UNDRESSED	CWT				3112
335 GERMANY W			443	2882	
344 ITALY			984	19487	
400 U STATES	395	7293	1246	18344	
	395	7293	2673	40713	
JUTE AND JUTE BUTTS	CWT				3113
100 U KINGDOM	68	774	224	1797	
216 PAKISTAN			17009	244008	
371 THAILAND			1160	4860	
400 U STATES	6	83	649	4968	
	74	857	19042	255633	
OAKUM OF FLAX HEMP OR JUTE	CWT				3114
100 U KINGDOM			352	5821	
354 NETHRLNDS	2375	20544	8304	72031	
381 ALASKA			20	206	
400 U STATES	1698	29575	16329	292153	
	4073	50119	25005	370211	
BATTS WADDING VEGETABLE FIBRES	LB				3115
400 U STATES	560	183	6352	1877	
	560	183	6352	1877	
YARNS JUTE SINGLES N O P	LB				3121
100 U KINGDOM	247419	44834	1186647	212611	
215 INDIA	19988	3450	149994	27327	
306 BELGIUM			80281	14287	
	267407	48284	1416922	254225	
YARNS VEGETABLE FIBRE SINGLES	LB				3122
100 U KINGDOM			62600	27838	
306 BELGIUM			302000	42299	
344 ITALY			55215	18999	
352 MEXICO	6958	775	9988	1118	
354 NETHRLNDS			58964	10881	
400 U STATES			1424	360	
	6958	775	490191	101495	
YARNS CORDS TWINE OF JUTE N O P	LB				3123
100 U KINGDOM	8519	2473	298175	67766	
306 BELGIUM	1017	177	128617	17857	
316 CUBA			1650	239	
352 MEXICO			99270	15089	
400 U STATES	3933	1056	54366	12943	
	13469	3706	582078	113894	
YARNS CORDS TWINE VEG FIB N O P	LB				3124
100 U KINGDOM	35051	10102	762779	209108	
231 HONG KONG			500	127	
306 BELGIUM			144896	24127	
316 CUBA			16000	2544	
318 DENMARK	2000	368	56722	9510	
335 GERMANY W	10000	1909	10000	1909	
344 ITALY	2500	950	18509	7280	

IMPORTS INTO CANADA FOR CONSUMPTION

Articles and Countries from which Imported	MONTH OF NOVEMBER 1954		ELEVEN MONTHS ENDED NOVEMBER 1954		Class Number
	Quantities	Values (\$)	Quantities	Values (\$)	
352 MEXICO	67190	8426	1154805	157323	
354 NETHRLNOS	4027	671	104519	17261	
389 IRELAND			14146	3425	
400 U STATES	11277	7490	226944	112222	
LINEN THREAD FOR SEWING	132045	29916	2509820	544836	3125
100 U KINGDOM	15957	30731	211504	408676	
327 FRANCE			502	579	
335 GERMANY W	40	172	579	1205	
376 SWITZRLNO			154	224	
400 U STATES	247	639	2650	6941	
YARNS VEG FIBRE FOR WEAVING	16244	31542	215389	417625	3126
100 U KINGDOM	9691	7393	245141	146097	
215 INDIA	40308	7628	166340	31300	
306 BELGIUM			73623	13646	
400 U STATES	15330	4266	164838	51775	
CANVAS TWINE OF FLAX FOR SAILS	65329	19287	649942	242818	3131
100 U KINGDOM				1179	
400 U STATES				391	
FABRICS CHIEFLY FLAX OR HEMP				1570	3132
100 U KINGDOM	43560	44730	508653	747255	
306 BELGIUM			1415	1501	
317 CZECHO S	3879	2794	3879	2794	
327 FRANCE			101	365	
344 ITALY			3545	13734	
364 PHIL			220	128	
367 AZORES			38	406	
375 SWEDEN	38	78	325	788	
376 SWITZRLNO			199	496	
400 U STATES	2812	4989	7415	18992	
FABRICS JUTE UNBLEACHED N O P	50289	52591	525790	786459	3134
100 U KINGDOM	2831	1302	391241	97795	
215 INDIA	12767767	1065505	98601072	8541210	
305 AUSTRIA			258738	59486	
306 BELGIUM	172000	16330	2213466	195495	
327 FRANCE	60000	9758	1143000	146323	
335 GERMANY W	150000	15262	435834	63475	
340 HUNGARY	90000	10040	1150000	127013	
344 ITALY			300000	33797	
347 JAPAN	98000	10482	264000	26754	
354 NETHRLNOS	9876	2415	773860	169267	
400 U STATES	58887	13815	1367745	177481	
FABRICS OF JUTE N O P	13409361	1144909	106898956	9638096	3135
100 U KINGDOM	5319	837	57404	22948	
305 AUSTRIA			628	348	
400 U STATES	280	95	11545	3524	
FABRIC JUTE 12INS WIDE OR LESS	5599	932	69577	26820	3136
215 INDIA	27388	4804	263705	51301	
306 BELGIUM			2250	558	
FAB VEG FIB 12INS WIDE OR LESS	27388	4804	265955	51859	3137
100 U KINGDOM	17548	26667	204066	285894	
305 AUSTRIA			155	2470	
327 FRANCE	8	41	479	1635	
335 GERMANY W	1430	898	5518	12988	
347 JAPAN	1650	762	11617	8115	
354 NETHRLNOS	1785	2545	2098	2904	
400 U STATES	31545	42175	333464	454661	
FABRICS VEG FIBRE NOP CUT PILE	53966	73088	557397	768667	3138
100 U KINGDOM	293	429	55400	22778	
306 BELGIUM	4801	1687	24169	6737	
317 CZECHO S	619	475	619	475	
327 FRANCE	73	224	236	721	
335 GERMANY W			2040	734	
344 ITALY			497	1888	
352 MEXICO			1459	430	
354 NETHRLNOS			960	746	
375 SWEDEN			200	193	
400 U STATES	752	938	17293	22542	
TOWELLING TABLE CLOTHS IN WEB	6538	3753	102873	57244	3139
100 U KINGDOM	4992	6036	149514	173045	
306 BELGIUM	785	643	3213	2986	
317 CZECHO S	9452	6923	11870	8974	
344 ITALY			680	2663	
365 POLANO			7447	3786	
400 U STATES	786	753	2053	2293	
WOVEN DRESS LINENS	16015	14355	174777	193747	3140
100 U KINGDOM			1993	3795	
CLOTHING VEGETABLE FIBRES NOP			1993	3795	3162
100 U KINGDOM	131	775	3772	22425	
231 HONG KONG			285	868	
317 CZECHO S			99	318	
327 FRANCE			84	840	
335 GERMANY W			26	128	
344 ITALY			384	1079	
347 JAPAN			345	491	

Articles and Countries from which Imported	MONTH OF NOVEMBER 1954		ELEVEN MONTHS ENDED NOVEMBER 1954		Class Number
	Quantities	Values (\$)	Quantities	Values (\$)	
352 MEXICO			20	195	
359 NORWAY			806	2444	
360 ISRAEL			161	1021	
367 AZORES			536	2752	
370 ROUMANIA			94	1164	
376 SWITZRLND	5	194	25	443	
400 U STATES	1359	3513	18918	56903	
	1495	4482	25555	91071	
BAGS OF HEMP LINEN JUTE SISAL	LB				3171
100 U KINGDOM			1427	487	
215 INDIA	62100	10860	107100	16327	
344 ITALY			675	240	
400 U STATES	34871	7960	434097	111737	
	96971	18820	543299	128791	
CARPETING RUGS HEMP JUTE SISAL					3172
100 U KINGDOM		5402		107337	
215 INDIA				6963	
306 BELGIUM		6321		76553	
327 FRANCE		1184		1793	
335 GERMANY W				5863	
347 JAPAN				2964	
354 NETHRLNOS		10406		71745	
375 SWEDEN				4635	
389 IRELAND				32059	
400 U STATES		5046		37358	
		28359		347270	
QUILTS BATH MATS VEG FIBRE NOP	LB				3173
100 U KINGDOM			117	420	
344 ITALY	6718	6956	44670	49000	
347 JAPAN	5932	5027	35245	29267	
400 U STATES	6705	7128	63609	70326	
	19355	19111	143641	149013	
FIRE HOSE LINEN					3174
100 U KINGDOM		9316		166461	
381 ALASKA				198	
400 U STATES				2209	
		9316		168868	
HANDKERCHIEFS FLAX OR HEMP	LB				3175
100 U KINGDOM	12847	61886	126227	561184	
231 HONG KONG	1505	18158	5910	70693	
232 MALTA			58	1518	
305 AUSTRIA	40	500	203	2552	
313 CHINA	51	774	261	2910	
327 FRANCE	144	793	386	3373	
366 PORTUGAL			28	438	
367 AZORES			52	749	
376 SWITZRLND	234	4706	2721	43849	
400 U STATES	6	201	282	3394	
	14827	87018	136128	690660	
SAILS FOR BOATS AND SHIPS					3176
100 U KINGDOM		311		24673	
354 NETHRLNOS				264	
400 U STATES				4475	
		311		29412	
TOWELS GLASS CLOTHS CRASH HUCK	LB				3177
100 U KINGDOM	5978	8142	233140	290702	
231 HONG KONG			23	182	
306 BELGIUM	159	153	13745	14057	
317 CZECHO S	4343	3160	31022	23688	
344 ITALY			31	62	
354 NETHRLNOS			212	230	
365 POLAND			4777	3312	
367 AZORES			80	694	
400 U STATES	64	407	303	927	
	10544	11862	283333	333854	
SHEETS TABLECLOTHS TOWELS FLAX	LB				3178
100 U KINGDOM	22859	56604	329706	825771	
231 HONG KONG	2501	11954	8728	54884	
232 MALTA			48	746	
234 AUSTRALIA			208	867	
306 BELGIUM	1555	2488	37080	39005	
313 CHINA			34	222	
317 CZECHO S			8146	6906	
318 DENMARK	6	60	61	197	
327 FRANCE			98	310	
335 GERMANY W			844	2640	
344 ITALY	668	933	6951	12287	
347 JAPAN	21209	18175	202104	183751	
354 NETHRLNOS	2318	2404	12784	16170	
366 PORTUGAL			582	5170	
367 AZORES	1231	5178	8710	51160	
373 CANARY IS	525	2025	3433	14336	
376 SWITZRLND	11	246	251	2376	
400 U STATES	2324	5275	14958	30085	
	55207	105342	634726	1246883	
JUTE MANUFACTURES N O P	LB				3179
100 U KINGDOM	1732	1262	9671	10000	
400 U STATES	1499	1229	28510	12388	
	3231	2491	38181	22388	
VEGETABLE FIBRE MFRS N O P	LB				3180
100 U KINGDOM	6770	13906	189964	199238	
215 INDIA			1245	824	
216 PAKISTAN			6923	7309	
218 MALAYA			59	116	
231 HONG KONG	604	1572	2519	12437	
305 AUSTRIA			296	1871	

Articles and Countries from which Imported	MONTH OF NOVEMBER 1954		ELEVEN MONTHS ENDED NOVEMBER 1954		Class Number
	Quantities	Values (\$)	Quantities	Values (\$)	
306 BELGIUM	427	900	13640	20348	
317 CZECHOSLOVAKIA	16	121	2006	1742	
318 DENMARK			75	93	
327 FRANCE	69	167	5012	9382	
335 GERMANY W	39	67	11484	15048	
344 ITALY	1725	2101	33478	44288	
347 JAPAN	37592	29766	225676	206787	
354 NETHERLANDS			22137	16382	
359 NORWAY			597	527	
366 PORTUGAL			12	155	
367 AZORES	69	233	996	5208	
372 SPAIN			109	221	
373 CANARY IS			431	2059	
375 SWEDEN	225	204	1791	2892	
376 SWITZERLAND	559	1017	1429	3980	
381 ALASKA			590	379	
390 GERMANY E			995	1220	
400 U STATES	144255	151671	1664112	1728162	
	192350	201725	2185576	2280668	
RAW SILK AND COCOONS	LB				3201
347 JAPAN			1971	10308	
376 SWITZERLAND	640	1922	1913	5954	
400 U STATES	12834	25617	50274	207979	
	13474	27539	54158	224241	
GARNETTED SILK WASTES	LB				3202
100 U KINGDOM			147	269	
231 HONG KONG			132	351	
400 U STATES	99	105	2096	3666	
	99	105	2375	4286	
YARNS THROWN SILK IN THE GUM	LB				3211
327 FRANCE			214	1519	
400 U STATES			580	1108	
			794	2627	
YARNS SINGLES SPUN SILK N O P	LB				3212
THREADS CORDS TWIST SILK N O P	LB				3213
100 U KINGDOM	17	209	283	2953	
335 GERMANY W			150	1404	
400 U STATES	42	404	1750	13666	
	59	613	2183	18023	
YARN SILK FOR KNITTING WEAVING	LB				3214
100 U KINGDOM			12991	16847	
344 ITALY	10009	10185	24271	34211	
376 SWITZERLAND			2018	11319	
400 U STATES			20605	30035	
	10009	10185	59885	92412	
YARNS SILK METALLIC COVERED	LB				3215
400 U STATES			37	197	
			37	197	
YARNS SILK N O P	LB				3216
100 U KINGDOM			60	775	
327 FRANCE			54	317	
376 SWITZERLAND	51	525	949	7785	
400 U STATES	381	2106	1961	12301	
	432	2631	3024	21178	
BOLTING CLOTH NOT MADE UP	YD				3221
100 U KINGDOM	215	357	974	3230	
347 JAPAN			7674	11268	
376 SWITZERLAND	1449	3992	10124	27839	
400 U STATES	1230	5044	20223	79541	
	2894	9393	38995	121878	
KNITTED FABRICS SILK	LB				3222
100 U KINGDOM			11	218	
400 U STATES	10	237	295	3116	
	10	237	306	3334	
FABRICS SILK 20 IN UNFINISHED	YD				3223
100 U KINGDOM	253	270	253	270	
347 JAPAN			1250	777	
	253	270	1503	1047	
FABRICS SILK N O P	YD				3224
100 U KINGDOM	603	2281	18218	46784	
215 INDIA			360	637	
231 HONG KONG			2775	2405	
327 FRANCE	2168	6449	24388	50559	
335 GERMANY W			258	454	
344 ITALY	3093	7497	26712	85822	
347 JAPAN	40770	29181	102486	64952	
372 SPAIN			74	358	
376 SWITZERLAND	9277	15989	55487	105357	
400 U STATES	47908	90910	329987	570969	
	103819	152307	560745	928297	
FABRICS SILK 26 INCHES OR LESS	YD				3225
100 U KINGDOM	144	557	2555	8856	
344 ITALY			23	123	
376 SWITZERLAND			30	105	
400 U STATES			197	609	
	144	557	2805	9693	
RIBBONS SILK UNDER 12 INCHES	LB				3228
100 U KINGDOM			157	6443	
327 FRANCE	94	2181	370	6216	
376 SWITZERLAND			37	489	
400 U STATES	41	809	2028	14660	
	135	2990	2592	27808	
FABRICS SILK FOR NECKWEAR	YD				3229
100 U KINGDOM	145	318	21596	28559	
305 AUSTRIA	1730	2743	8604	16901	

Articles and Countries from which Imported	MONTH OF NOVEMBER 1954		ELEVEN MONTHS ENDED NOVEMBER 1954		Class Number
	Quantities	Values (\$)	Quantities	Values (\$)	
306 BELGIUM			413	427	
327 FRANCE	1417	3148	58363	61879	
335 GERMANY W	4197	5216	74784	94364	
344 ITALY	2823	4212	52275	78268	
347 JAPAN	2500	1034	261903	76259	
354 NETHRLNDS			1635	1816	
376 SWITZRLND	7662	14465	130847	199048	
400 U STATES	115277	124019	1203876	1345935	
	135751	155155	1814296	1903456	
UMBRELLA COVERING FABRICS	YD				3230
100 U KINGDOM			754	266	
327 FRANCE	3231	1697	39706	14647	
335 GERMANY W			4586	1190	
344 ITALY			435	148	
400 U STATES	46435	19517	431415	204169	
	49666	21214	476896	220420	
FABRICS PILE SILK OR SYNTHETIC	YD				3232
100 U KINGDOM	339	848	8327	11982	
306 BELGIUM	32	125	128	652	
327 FRANCE	689	1320	54561	55994	
335 GERMANY W	1340	1596	28172	45414	
344 ITALY			1073	2710	
400 U STATES	17636	32036	142929	278860	
	20036	35925	235190	395612	
SOCKS AND STOCKINGS SILK	OZ PR				3244
100 U KINGDOM	80	2632	648	19238	
327 FRANCE			11	207	
400 U STATES	64	2894	957	43556	
	144	5526	1616	63001	
UNDERWEAR SILK KNITTED	LB				3245
100 U KINGDOM			23	655	
			23	655	
CLOTHING SILK N O P	OZ				3246
100 U KINGDOM	12766	20208	77214	120279	
215 INDIA			288	297	
231 HONG KONG	2258	1928	6665	5935	
305 AUSTRIA	1011	1625	7727	10270	
327 FRANCE	299	431	10098	12846	
344 ITALY	4660	6385	45526	57986	
347 JAPAN	254	222	33177	19945	
376 SWITZRLND	6175	6788	39160	44368	
389 IRELAND			413	479	
400 U STATES	7998	7315	61941	55043	
	35421	44902	282209	327448	
DRESSES SILK WOMENS CHILDRENS	NO				3247
100 U KINGDOM	26	1343	749	29048	
306 BELGIUM			4	275	
327 FRANCE			133	21924	
335 GERMANY W			4	343	
344 ITALY	6	58	116	11184	
354 NETHRLNDS			23	293	
372 SPAIN			3	532	
375 SWEDEN			35	2105	
376 SWITZRLND	36	1469	210	8946	
383 HAWAII			29	315	
400 U STATES	1180	35855	12916	346418	
	1248	38725	14222	421383	
CLOTHING SILK WOMENS CHILDRENS	OZ				3248
100 U KINGDOM	1950	4448	15754	32676	
215 INDIA	1140	656	3887	3879	
231 HONG KONG	5448	3567	55401	17029	
305 AUSTRIA	1034	1387	5763	8696	
306 BELGIUM			32	56	
327 FRANCE	3610	4011	70671	65095	
335 GERMANY W			1900	1884	
344 ITALY	13704	14022	112683	122626	
347 JAPAN	155323	91752	820466	516776	
367 AZORES			310	188	
376 SWITZRLND	6303	9424	19055	27638	
400 U STATES	16180	16252	88776	80449	
	204692	145519	1194698	876992	
HANDKERCHIEFS SILK	OZ				3251
100 U KINGDOM	415	687	1284	2613	
231 HONG KONG			163	52	
327 FRANCE			201	279	
344 ITALY	40	53	40	53	
347 JAPAN	13328	6096	92805	34773	
	13783	6836	94493	37770	
SILK MANUFACTURES N O P	OZ				3252
100 U KINGDOM	1116	435	4762	6050	
231 HONG KONG	64	92	1605	531	
313 CHINA			360	237	
327 FRANCE	287	446	2387	3590	
335 GERMANY W			67	57	
344 ITALY			2491	2924	
347 JAPAN	210	100	13944	5829	
376 SWITZRLND	224	396	1701	2329	
400 U STATES	2007	732	21679	11785	
	3908	2201	48996	33332	
WOOL IN THE GREASE	LB				3261
100 U KINGDOM	91132	65490	623167	451962	
207 UN SO AFR	33684	26715	54088	46102	
215 INDIA	29494	25287	238323	163101	
216 PAKISTAN			28155	20564	
234 AUSTRALIA	77656	88950	1110809	944821	
236 NEW ZEAL	75854	51836	3304148	2082628	

Articles and Countries from which Imported	MONTH OF NOVEMBER 1954		ELEVEN MONTHS ENDED NOVEMBER 1954		Class Number
	Quantities	Values (\$)	Quantities	Values (\$)	
304 ARGENTINA	45641	31484	152430	122675	
386 URUGUAY			351750	363395	
389 IRELAND			4338	2549	
400 U STATES	45982	33276	1195274	1056258	
	399443	323038	7062482	5254055	
WOOL WASHED OR SCOURED	LB				3262
100 U KINGDOM	87849	88316	1179335	1119995	
207 UN SO AFR	46429	43689	515726	425259	
215 INDIA			66954	42932	
216 PAKISTAN			57317	45977	
234 AUSTRALIA	193374	185632	3696847	3878195	
236 NEW ZEAL	54365	43844	1253501	977144	
304 ARGENTINA	41987	37822	353814	334968	
306 BELGIUM	10411	8681	16022	14356	
363 PERU	4808	5237	29283	29244	
386 URUGUAY	33584	32461	111568	104709	
400 U STATES	117833	130238	887592	858699	
	590640	575920	8167959	7831478	
WOOL PULLED OR SLIPED	LB				3263
100 U KINGDOM	40877	35749	228323	189106	
236 NEW ZEAL	33177	25176	282083	213776	
304 ARGENTINA	10000	6980	27616	18503	
400 U STATES			10056	10450	
	84054	67905	548078	431835	
HAIR OF CAMEL ALPACA GOAT NOP	LB				3264
100 U KINGDOM			42762	63821	
347 JAPAN	200	2239	200	2239	
363 PERU			2575	4640	
400 U STATES	4952	11264	133803	218835	
	5152	13503	179340	289535	
NOILS WOOL	LB				3265
100 U KINGDOM	22115	23402	128574	133361	
306 BELGIUM	1308	1820	11496	14030	
386 URUGUAY	2703	1755	13671	10392	
400 U STATES			11962	10180	
	26126	26977	165703	167963	
GARNETTED WOOL WASTE	LB				3267
100 U KINGDOM			90424	84115	
306 BELGIUM	2026	3186	4333	6829	
400 U STATES	8853	11441	110230	120489	
	10879	14627	204987	211433	
WOOL TOPS DRY COMBED	LB				3268
100 U KINGDOM	89455	141797	1114087	1862762	
207 UN SO AFR	7125	12203	82243	139218	
234 AUSTRALIA			12216	16429	
304 ARGENTINA			6019	9096	
327 FRANCE			144091	217275	
386 URUGUAY			67233	121357	
400 U STATES	615	1195	8206	15330	
	97195	155195	1434095	2381467	
WOOL TOPS OIL COMBED	LB				3269
100 U KINGDOM	586599	809954	6408118	9487438	
207 UN SO AFR	11274	18187	86834	154234	
234 AUSTRALIA			11236	13496	
327 FRANCE			28536	37273	
386 URUGUAY			15046	21107	
389 IRELAND			5053	5709	
400 U STATES	4775	7463	5672	9307	
	602648	835604	6560495	9728564	
HAIR TOPS	LB				3270
100 U KINGDOM			76427	61287	
400 U STATES	148	223	55565	61398	
	148	223	131992	122685	
YARNS OR WARPS HAIR FOR MFRERS	LB				3273
100 U KINGDOM	1464	2254	71537	82370	
400 U STATES	84	491	42309	21458	
	1548	2745	113846	103828	
YARN MOHAIR FOR PILE FABRICS	LB				3274
100 U KINGDOM			19535	42843	
400 U STATES			4402	9008	
			23937	51851	
YARNS WOOL FOR 6 OZ FABRICS	LB				3275
100 U KINGDOM	12808	28908	55408	128458	
400 U STATES			5880	12029	
	12808	28908	61288	140487	
WOOLLEN SPUN YARN	LB				3276
100 U KINGDOM	24997	48160	344926	564726	
305 AUSTRIA			18540	46582	
306 BELGIUM	21	54	22260	84206	
327 FRANCE	2094	4897	23256	78106	
335 GERMANY W			4305	11267	
347 JAPAN	145	1259	145	1259	
354 NETHRLNDS			676	1401	
400 U STATES	505	1738	38616	69438	
	27762	56108	452724	856985	
WORSTED SPUN YARN	LB				3277
100 U KINGDOM	68247	136339	837455	1978178	
305 AUSTRIA	4681	12544	20874	56094	
306 BELGIUM			83925	180764	
327 FRANCE	8272	27587	125876	346496	
335 GERMANY W	60	145	9974	24970	
347 JAPAN	257	612	1257	2660	
354 NETHRLNDS	507	937	2601	5371	
400 U STATES	2257	11355	46772	123000	
	84281	189519	1128734	2717533	

Articles and Countries from which Imported	MONTH OF NOVEMBER 1954		ELEVEN MONTHS ENDED NOVEMBER 1954		Class Number
	Quantities	Values (\$)	Quantities	Values (\$)	
WOOL FAB IN GRAY OVR 4 TO 6 OZ 100 U KINGDOM 344 ITALY 400 U STATES	LB 609 2613 24 3246	1610 5818 106 7534	40686 29813 24 70523	87119 65567 106 152792	3281
WOOL FAB IN GRAY 4 OZ OR LESS 100 U KINGDOM	LB 8365 8365	22252 22252	170688 170688	504557 504557	3282
KNITTED FABRICS WOOL N O P 100 U KINGDOM 305 AUSTRIA 327 FRANCE 344 ITALY 354 NETHRLNDS 400 U STATES	LB 73 150 101 2073 2397	301 974 177 7036 8488	15851 260 292 468 390 19007 36268	39028 1242 1933 2966 1014 63746 109929	3283
FLANNELS 100 U KINGDOM 304 ARGENTINA 306 BELGIUM 327 FRANCE 344 ITALY 360 ISRAEL 376 SWITZRLND 400 U STATES	LB 86336 207 86543	200369 808 201177	567738 421 402 130 1965 387 626 4297 575966	1374142 1014 1786 2880 7370 1571 2263 16499 1407525	3284
FELT CLOTH N O P 100 U KINGDOM 335 GERMANY W 400 U STATES	LB 174 174	491 491	116 1142 953 2211	215 1327 3260 4802	3285
OVERCOATINGS 100 U KINGDOM 306 BELGIUM 327 FRANCE 335 GERMANY W 344 ITALY 354 NETHRLNDS 400 U STATES	LB 43818 2690 46508	83150 19447 102597	495592 703 1098 73 8004 10165 6696 522331	1212979 2161 5410 387 7386 26544 34991 1289858	3286
TWEEDS 100 U KINGDOM 327 FRANCE 354 NETHRLNDS 389 IRELAND 400 U STATES	LB 55202 782 177 200 56361	141457 3754 920 706 146837	542232 796 351 539 3520 547438	1290780 3805 1634 2355 9405 1307979	3287
WORSTEDS AND SERGES 100 U KINGDOM 224 JAMAICA 234 AUSTRALIA 306 BELGIUM 327 FRANCE 335 GERMANY W 344 ITALY 354 NETHRLNDS 360 ISRAEL 376 SWITZRLND 389 IRELAND 400 U STATES	LB 391883 2168 2618 3836 30 962 2044 340 3542 407423	1289094 10307 12979 22060 60 3919 5811 2980 22236 1369446	5476737 39 25266 10023 70625 5136 178578 51207 214 5984 998 70132 5894939	19436580 262 118641 42416 372173 22091 584840 148846 823 48440 4044 364131 21143287	3288
WOVEN FABRICS N O P WOOL 100 U KINGDOM 234 AUSTRALIA 306 BELGIUM 317 CZECHO S 327 FRANCE 335 GERMANY W 344 ITALY 354 NETHRLNDS 375 SWEDEN 376 SWITZRLND 400 U STATES	LB 63773 61 194 491 334 652 840 625 8726 75766	179268 282 529 3013 1612 1479 2670 4742 28575 222170	1127773 1179 7027 463 20052 8715 26259 15457 83 8100 120938 1336046	2912387 4370 30760 1276 115718 31176 44681 44174 183 59601 392262 3636588	3289
LUSTRES ITALIAN LININGS 100 U KINGDOM 400 U STATES	LB 91 91	459 459	1884 148 2032	6336 442 6778	3290
WOOL FAB 12 INS WIDE OR LESS 100 U KINGDOM 327 FRANCE 335 GERMANY W 400 U STATES	LB 171 23 28 222	511 127 161 799	807 695 28 1824	3068 3703 161 8096	3291
WOOL FABRICS CUT PILE PLUSH 100 U KINGDOM 306 BELGIUM 335 GERMANY W 400 U STATES	LB 1690 230 859 2779	4186 193 1600 5979	23451 396 2593 8443 34883	51077 1115 4066 26006 82264	3292
BILLIARD CLOTH OF WOOL FABRIC 100 U KINGDOM	LB 1864 1864	7911 7911	28228 28228	111144 111144	3293
MELTON CLOTH FOR TENNIS BALLS 100 U KINGDOM	LB 4982 4982			9586 9586	3294

IMPORTS INTO CANADA FOR CONSUMPTION

Articles and Countries from which Imported	MONTH OF NOVEMBER 1954		ELEVEN MONTHS ENDED NOVEMBER 1954		Class Number
	Quantities	Values (\$)	Quantities	Values (\$)	
SLIPPER CLOTH FOR FOOTWEAR	L8				3295
FILTER PRESS CLOTH OF WOOL	L8				3296
CARPETS AXMINSTER IN ROLLS	SQ FT				3301
100 U KINGDOM	49331	24379	1083847	542305	
306 BELGIUM	42105	16582	390538	185067	
317 CZECHOS			11190	3855	
327 FRANCE	2907	1363	33370	15512	
335 GERMANY W			1627	1537	
375 SWEDEN			10742	4843	
400 U STATES	17688	8572	52776	19805	
	112031	50896	1584090	772924	
CARPETS AXMINSTER SQUARES	SQ FT				3302
100 U KINGDOM	27213	10930	502514	221869	
306 BELGIUM	7864	3520	38029	18730	
352 MEXICO	733	440	940	565	
375 SWEDEN			995	467	
400 U STATES	4247	2396	26011	12280	
	40057	17286	568489	253911	
CARPET BRUSSELS WILTON IN ROLL	SQ FT				3303
100 U KINGDOM	234286	148913	3814380	2351548	
306 BELGIUM	717456	344777	6542713	3209960	
317 CZECHOS			3263	871	
327 FRANCE	7783	3529	161639	62699	
335 GERMANY W	18267	12098	50596	33968	
344 ITALY	9024	3955	20742	7034	
354 NETHRLNDS			3724	2090	
400 U STATES	1999	1251	52697	28146	
	988815	514523	10649754	5696316	
CARPET BRUSSELS WILTON SQUARES	SQ FT				3304
100 U KINGDOM	19577	13371	276607	189421	
306 BELGIUM	16383	9083	253305	102875	
318 DENMARK			3931	2144	
327 FRANCE	9614	5952	10653	6443	
335 GERMANY W	1691	1004	8619	5845	
344 ITALY	1296	456	6594	5086	
375 SWEDEN			2789	1506	
400 U STATES	2908	3216	13474	11210	
	51469	33082	575972	324530	
CARPETS INGRAIN IN ROLLS	SQ FT				3305
100 U KINGDOM	10854	4662	75037	20417	
306 BELGIUM	1800	1074	21828	8945	
344 ITALY			4473	1773	
400 U STATES	2294	1087	36844	15685	
	14948	6823	138182	46820	
CARPETS INGRAIN SQUARES	SQ FT				3306
100 U KINGDOM			16230	6624	
215 INDIA	48164	8249	188032	33268	
231 HONG KONG	53328	14862	271641	74254	
306 BELGIUM			4117	1646	
313 CHINA	65908	16846	270933	68381	
327 FRANCE			1008	310	
354 NETHRLNDS	780	824	4097	6219	
359 NORWAY	2016	986	3878	2034	
400 U STATES	216	254	7442	4815	
	170412	42021	767378	197551	
CARPETS ORIENTAL	SQ FT				3307
100 U KINGDOM	3630	4143	63140	53751	
215 INDIA	117281	107579	1019131	980395	
218 MALAYA			108	87	
231 HONG KONG			12297	7279	
313 CHINA			19854	11662	
327 FRANCE	276	466	5111	6909	
328 FR AFRICA			2338	1741	
342 IRAN	8235	12776	118126	185837	
344 ITALY			836	2089	
347 JAPAN			32	75	
353 MOROCCO			4885	7029	
354 NETHRLNDS			1230	2020	
359 NORWAY			235	1340	
375 SWEDEN		78	13925	13389	
388 YUGO SLAV	447	498	447	498	
391 LEBANON			315	1450	
392 SYRIA			3362	5667	
400 U STATES	2212	5649	34815	35500	
	132148	131189	1300187	1316718	
CARPETS TAPESTRY IN ROLLS	SQ FT				3308
100 U KINGDOM			8583	3166	
306 BELGIUM	889	438	36567	17544	
327 FRANCE	32938	14061	358217	144187	
335 GERMANY W	22985	14830	235247	162771	
344 ITALY	5285	1089	3285	1089	
347 JAPAN			9170	2205	
400 U STATES			545	202	
	60097	30418	651614	331164	
CARPETS TAPESTRY SQUARES	SQ FT				3309
306 BELGIUM			520	118	
327 FRANCE			32328	12480	
335 GERMANY W			16150	11746	
			48998	24344	
MATS HEARTH RUGS AND RUNNERS	SQ FT				3310
100 U KINGDOM	931	475	47035	19034	
215 INDIA	2400	619	45726	7438	
306 BELGIUM	1938	338	43854	10224	
344 ITALY			334	76	

Articles and Countries from which Imported	MONTH OF NOVEMBER 1954		ELEVEN MONTHS ENDED NOVEMBER 1954		Class Number
	Quantities	Values (\$)	Quantities	Values (\$)	
347 JAPAN			1638	420	
375 SWEDEN			19199	8280	
400 U STATES	1499	502	45773	9037	
	6768	1934	203559	54509	
GLOVES MITTS AND MITTENS WOOL	DZ PR				3320
100 U KINGDOM	360	3008	14438	79532	
231 HONG KONG	2368	8171	14910	51324	
305 AUSTRIA	2	92	14	259	
306 BELGIUM	33	227	161	1154	
327 FRANCE	90	668	487	4902	
335 GERMANY W	17	156	31	315	
344 ITALY	1925	12472	19182	99464	
347 JAPAN	10779	31685	210799	597953	
376 SWITZRLNU	391	3977	1218	13084	
400 U STATES	1691	9570	7488	47208	
	17656	70026	268728	895195	
SHAWLS WOOL KNITTED OR WOVEN	LB				3321
100 U KINGDOM	448	2077	12145	42843	
306 BELGIUM	118	210	412	1097	
335 GERMANY W			270	1190	
352 MEXICO			41	61	
400 U STATES	30	94	406	1870	
	596	2381	13274	47061	
SOCKS AND STOCKINGS WOOL	DZ PR				3322
100 U KINGDOM	14831	95307	258645	1384673	
327 FRANCE	50	434	100	1163	
354 NETHRLNDS	10	64	80	481	
359 NORWAY	61	416	81	624	
376 SWITZRLND			92	1062	
400 U STATES	108	652	340	2580	
	15060	96873	259338	1390583	
UNDERWEAR WOOL KNITTED	LB				3323
100 U KINGDOM	4773	17424	84368	302020	
335 GERMANY W	112	693	112	693	
376 SWITZRLND			394	3541	
400 U STATES	854	2698	2811	7945	
	5739	20815	87685	314199	
CLTHNG WVN WOOL WOMENS CHLDRNS	LB				3324
100 U KINGDOM	5300	37183	119839	877957	
215 INDIA	18	104	18	104	
227 BAHAMAS	13	118	46	552	
231 HONG KONG			41	258	
234 AUSTRALIA			20	67	
305 AUSTRIA	32	308	263	3370	
306 BELGIUM	40	123	5484	19110	
317 CZECHOS			168	1182	
318 DENMARK			149	1130	
327 FRANCE	169	1215	2872	56118	
335 GERMANY W	41	323	3055	16105	
344 ITALY	34	675	485	11638	
347 JAPAN	206	1031	352	1962	
352 MEXICO			866	4182	
354 NETHRLNOS	761	7264	9063	58033	
359 NORWAY	9	113	112	1209	
372 SPAIN			140	2067	
375 SWEDEN	28	746	523	9647	
376 SWITZRLND	99	1270	2112	24730	
389 IRELAND			261	3717	
400 U STATES	3785	33932	47082	441218	
	10535	84405	192951	1534356	
CLOTHING NOP WOVEN WOOL FABRIC	LB				3325
100 U KINGDOM	2720	20862	41537	258770	
231 HONG KONG			8	50	
234 AUSTRALIA			237	560	
306 BELGIUM	44	175	7038	21995	
317 CZECHOS			935	2632	
327 FRANCE			1282	6259	
335 GERMANY W	48	413	1242	5418	
344 ITALY			406	2179	
347 JAPAN			130	722	
352 MEXICO			115	404	
354 NETHRLNDS			1188	4461	
359 NORWAY			47	214	
376 SWITZRLNO	324	2860	2164	21301	
389 IRELAND			18	184	
400 U STATES	1594	7230	10514	55861	
	4730	31540	66861	381010	
CLTHG WVN WOOL OUTER MENS BOYS	LB				3326
100 U KINGDOM	5751	47422	123421	900511	
306 BELGIUM			356	991	
327 FRANCE	15	101	44	310	
335 GERMANY W	705	3274	1944	9785	
352 MEXICO			470	1566	
354 NETHRLNDS			20	102	
359 NORWAY			14	95	
372 SPAIN			72	125	
376 SWITZRLND			26	490	
400 U STATES	2780	9922	26203	100101	
	9251	60719	152570	1014076	
CLTHG NOP WOOL KNIT INFTS CHLO	LB				3327
100 U KINGDOM	5648	22963	92766	476333	
305 AUSTRIA			258	950	
306 BELGIUM	430	1691	2796	18192	
327 FRANCE			134	1302	
344 ITALY	57	852	225	2518	
347 JAPAN	426	1475	6564	16247	

IMPORTS INTO CANADA FOR CONSUMPTION

Articles and Countries from which Imported	MONTH OF NOVEMBER 1954		ELEVEN MONTHS ENDED NOVEMBER 1954		Class Number
	Quantities	Values (\$)	Quantities	Values (\$)	
354 NETHRLNDS			64	350	
376 SWITZRLND			221	1773	
400 U STATES	345	1563	3994	16054	
	6906	28544	107022	533719	
CLTHG NOP WOOL KNIT WOMNS GRLS	LB				3328
100 U KINGDOM	47494	478840	406379	3855590	
234 AUSTRALIA			155	605	
305 AUSTRIA	5252	35465	23056	218141	
306 BELGIUM	241	1136	1322	5874	
318 DENMARK			82	986	
327 FRANCE	32	832	799	8562	
335 GERMANY W	311	1860	2325	15073	
344 ITALY	812	10555	7373	111744	
347 JAPAN	384	2169	16573	57563	
354 NETHRLNDS	21	112	438	2240	
359 NORWAY	50	192	187	1525	
360 ISRAEL			5	77	
375 SWEDEN			118	2598	
376 SWITZRLND		792	2029	22027	
400 U STATES	47	25420	32107	203208	
	58805	557373	492948	4505813	
CLTHG NOP WOOL KNIT MENS BOYS	LB				3329
100 U KINGDOM	14305	111107	124083	862066	
305 AUSTRIA	1233	10768	5254	42166	
306 BELGIUM	38	147	220	728	
318 DENMARK			34	337	
327 FRANCE			116	624	
335 GERMANY W	99	315	170	814	
344 ITALY	48	971	842	11288	
347 JAPAN	286	2535	4254	28069	
354 NETHRLNDS	31	151	56	247	
359 NORWAY	824	4478	1790	8933	
375 SWEDEN	97	193	141	402	
376 SWITZRLND			821	5622	
400 U STATES	655	5166	6792	28185	
	17616	135831	144573	989481	
BELTING OF CAMELS HAIR	LB				3341
100 U KINGDOM	1769	3169	4164	8388	
	1769	3169	4164	8388	
BLANKETS N O P WOOL	LB				3342
100 U KINGDOM	21581	35728	388804	599106	
234 AUSTRALIA			98	153	
306 BELGIUM			1275	2783	
335 GERMANY W			141	528	
344 ITALY	438	281	438	281	
347 JAPAN			862	768	
353 MOROCCO	101	208	101	208	
354 NETHRLNDS	904	981	5639	9402	
381 ALASKA			155	168	
400 U STATES	10120	15905	57162	92725	
	33144	53103	454675	706122	
FELT PRESSED	LB				3343
100 U KINGDOM	6543	11037	49630	91821	
335 GERMANY W	1757	2627	26997	37940	
400 U STATES	5802	9110	55113	88811	
	14102	22774	131740	218572	
RUGS RAILWAY STEAMER AND AUTO	LB				3344
100 U KINGDOM	2454	4162	47783	84832	
234 AUSTRALIA			16	229	
344 ITALY	22212	11860	177390	120453	
354 NETHRLNDS			243	218	
400 U STATES	475	322	608	776	
	25141	16344	226040	206508	
WOOL MANUFACTURES N O P	LB				3345
100 U KINGDOM	3920	4724	32284	88544	
231 HONG KONG			52	309	
306 BELGIUM	385	913	5542	12295	
317 CZECHOS			42	296	
327 FRANCE	36	131	243	3002	
335 GERMANY W			1657	4793	
344 ITALY			1223	2072	
354 NETHRLNDS			96	287	
366 PORTUGAL			38	258	
376 SWITZRLND			264	1361	
400 U STATES	8522	17172	140207	251839	
	12863	22940	181648	365056	
YARN SYNTHETIC ACETATE SINGLES	LB				3360
100 U KINGDOM	136	99	16189	12621	
400 U STATES	201	283	58135	61090	
	337	382	74324	73711	
YARNS SYNTHETIC SINGLES N O P	LB				3361
100 U KINGDOM	3240	1962	88019	91333	
335 GERMANY W	1280	1542	6520	7835	
354 NETHRLNDS	196	146	14602	15007	
376 SWITZRLND			1209	1354	
400 U STATES	3462	4258	158223	165453	
	8178	7908	268573	280982	
YARNS THREADS SYNTHETIC N O P	LB				3362
100 U KINGDOM	3249	5792	26368	39509	
327 FRANCE	262	501	4733	11459	
335 GERMANY W	5195	7201	40452	50468	
344 ITALY			245	359	
354 NETHRLNDS	682	511	55212	48087	
376 SWITZRLND			224	317	
400 U STATES	137217	224723	1288483	1722684	
	146605	238728	1415717	1872883	

Articles and Countries from which Imported	MONTH OF NOVEMBER 1954		ELEVEN MONTHS ENDED NOVEMBER 1954		Class Number
	Quantities	Values (\$)	Quantities	Values (\$)	
YARN SYNTHETIC FOR PILE FABRIC	LB				3363
YARNS SYNTHETIC ACETATE TWIST	LB				3364
100 U KINGDOM			6750	6847	
400 U STATES	32537	40766	473547	524274	
	32537	40766	480297	531121	
STAPLE FIBRES SYNTHETIC	LB				3365
100 U KINGDOM	531805	145470	2486275	884997	
305 AUSTRIA			553873	136208	
335 GERMANY W	51	73	153130	61185	
344 ITALY			184837	47148	
347 JAPAN	6000	5387	8000	7292	
376 SWITZRLND			48839	21818	
400 U STATES	85309	103941	598563	727064	
	622165	254871	4033517	1885712	
TOPS OF SYNTHETIC FIBRES	LB				3366
100 U KINGDOM	5000	2064	188531	73274	
335 GERMANY W	25024	19195	192961	118425	
400 U STATES	1634	1794	34160	44882	
	31658	23053	415652	236581	
WASTE SHORT FIBRE SYNTHETIC	LB				3367
100 U KINGDOM			75890	48463	
306 BELGIUM			1939	816	
335 GERMANY W			6227	2384	
376 SWITZRLND			21739	6384	
400 U STATES	131754	136526	1113579	924135	
	131754	136526	1219374	982182	
YARNS FROM POLYAMIDES NYLON	LB				3368
100 U KINGDOM			5903	15547	
335 GERMANY W			2616	3725	
400 U STATES	8245	27985	106268	366067	
	8245	27985	114787	385339	
YARN SYNTHETIC FOR TIRE FABRIC	LB				3369
316 CUBA	179686	104756	2383316	1393326	
354 NETHRLNDS			3604	1982	
400 U STATES	28609	18604	631474	543397	
	208295	123360	3218394	1938705	
KNITTED FABRIC SYNTHETIC FIBRE	LB				3371
100 U KINGDOM	235	592	17120	36762	
327 FRANCE	370	1555	680	2708	
376 SWITZRLND			180	402	
400 U STATES	16465	61057	174172	566205	
	17070	63204	192152	606077	
FABRICS SYNTHETIC FIBRE N O P	LB				3372
100 U KINGDOM	31793	54582	397253	648207	
305 AUSTRIA			258	459	
306 BELGIUM	542	862	31581	41874	
327 FRANCE	1582	8779	20587	105730	
335 GERMANY W	28677	37635	282680	433130	
344 ITALY	4150	7776	55609	125944	
347 JAPAN	377	1368	16559	18221	
354 NETHRLNDS	102	196	6173	13778	
372 SPAIN			13300	11768	
375 SWEDEN	83	899	904	9891	
376 SWITZRLND	1804	9870	19649	104294	
392 SYRIA			35	200	
400 U STATES	672163	1556019	6505688	14373911	
	748273	1677986	7350276	15887407	
RIBBONS OF SYNTHETIC FIBRES	LB				3373
100 U KINGDOM	375	1059	5590	21346	
305 AUSTRIA			145	335	
306 BELGIUM	45	134	205	440	
317 CZECHO S			2082	4531	
327 FRANCE	1815	8485	21666	99542	
335 GERMANY W	388	1224	2955	17588	
344 ITALY	515	615	1892	3222	
347 JAPAN	4584	4652	12816	12970	
354 NETHRLNDS			14	56	
365 POLAND			691	1452	
375 SWEDEN			93	986	
376 SWITZRLND	1965	9733	21640	80818	
400 U STATES	30829	66868	334633	702919	
	40516	92770	404422	946205	
GLOVES OF SYNTHETIC FIBRES	DZ PR				3380
100 U KINGDOM			4829	38469	
231 HONG KONG			3504	10034	
327 FRANCE	8	151	665	6117	
335 GERMANY W	409	1588	19630	87694	
344 ITALY	164	910	4711	29954	
347 JAPAN	4739	17463	99817	293414	
360 ISRAEL			141	782	
400 U STATES	1174	13425	14111	149398	
	6494	33537	147408	615862	
SOCKS STOCKINGS SYNTHETIC FIBR	DZ PR				3382
100 U KINGDOM	3612	12706	39896	173733	
318 DENMARK	10	149	10	149	
327 FRANCE	17	216	123	1321	
335 GERMANY W	398	2808	3021	25525	
354 NETHRLNDS	15	109	520	3471	
359 NORWAY			52	316	
400 U STATES	32988	208232	456438	2701571	
	37040	224220	500060	2906086	
CLOTHING N O P WOVEN SYNTH FIBRE	OZ				3383
100 U KINGDOM	14763	4921	209789	74578	
231 HONG KONG	1724	696	123418	23380	
235 FIJI			43200	12150	

IMPORTS INTO CANADA FOR CONSUMPTION

Articles and Countries from which Imported	MONTH OF NOVEMBER 1954		ELEVEN MONTHS ENDED NOVEMBER 1954		Class Number
	Quantities	Values (\$)	Quantities	Values (\$)	
306 BELGIUM			1608	945	
327 FRANCE	43939	18333	140482	56333	
335 GERMANY W	5543	742	56892	9380	
344 ITALY	10636	2880	16773	8080	
347 JAPAN	173434	12919	444128	37298	
354 NETHRLNDS			7244	1487	
376 SWITZRLND	8840	4624	26673	19650	
383 HAWAII			424	321	
400 U STATES	916882	228903	7772340	1985289	
	1175761	274018	8842971	2228891	
DRESSES WVN SYNT WOMENS CHLNS	NU				3384
100 U KINGDOM	68	1262	1284	31657	
231 HONG KONG			60	519	
306 BELGIUM			12	94	
327 FRANCE	28	833	279	22961	
335 GERMANY W			96	3484	
344 ITALY			29	2059	
354 NETHRLNDS	45	660	222	3482	
372 SPAIN			9	1376	
375 SWEDEN			199	5666	
376 SWITZRLND	34	1408	175	9755	
389 IRELAND			2	252	
400 U STATES	25674	185166	274359	1644537	
	25849	189329	276726	1725842	
UNDERWEAR KNITTED SYNTHETIC	LB				3385
100 U KINGDOM	996	2346	42725	102228	
400 U STATES	2218	5297	29477	86740	
	3214	7643	72202	188968	
CLTHG SYNT FIB KNIT INFTS CHLO	LB				3386
100 U KINGDOM	409	1324	6331	15060	
347 JAPAN			2001	5961	
400 U STATES	614	2310	11639	41592	
	1023	3634	19971	62613	
CLTHG SYNT FIB KNIT WOMNS GRLS	LB				3387
100 U KINGDOM	538	3202	16168	57746	
305 AUSTRIA	16	181	29	396	
327 FRANCE	25	390	136	1579	
344 ITALY	20	475	69	986	
354 NETHRLNDS			410	696	
400 U STATES	11005	56398	54023	279719	
	11604	60646	70835	341122	
CLTHG SYNTH FIB KNIT MENS BOYS	LB				3388
100 U KINGDOM	511	1338	9078	28953	
400 U STATES	3117	7013	35582	87912	
	3628	8351	44660	116865	
CURTAINS OF SYNTHETIC FIBRE	OZ				3390
100 U KINGDOM	16192	2120	336223	45091	
400 U STATES	522360	70304	8307990	1094615	
	538552	72424	8644213	1139706	
HANDKERCHIEFS SYNTHETIC FIBRE	OZ				3391
100 U KINGDOM			2886	771	
231 HONG KONG			600	130	
327 FRANCE			256	267	
347 JAPAN	41984	2388	150430	8316	
376 SWITZRLND			380	154	
400 U STATES	424	212	9643	1558	
	42408	2600	164195	11196	
SYNTHETIC FIBRE MANUFACTRS NOP	OZ				3392
100 U KINGDOM	93620	12420	1919793	198597	
215 INDIA	2160	393	2160	393	
231 HONG KONG			2926	602	
306 BELGIUM	1693	157	70510	7488	
327 FRANCE	9400	3751	91834	26703	
335 GERMANY W	8056	1473	67125	11611	
344 ITALY	74719	5017	617710	46238	
347 JAPAN	14164	1389	764573	28712	
354 NETHRLNDS	1894	587	57065	10274	
375 SWEDEN	1546	691	20044	9663	
376 SWITZRLND	3261	835	46886	17634	
400 U STATES	1456604	183668	12761556	1770206	
	1667117	210381	16422182	2128121	
SYNTH FIBRE FOR ELEC APPARATUS	OZ				3393
100 U KINGDOM	1664	491	72776	15042	
400 U STATES	15130	2499	232144	47181	
	16794	2990	304920	62223	
HAIR CLOTH					3401
100 U KINGDOM		14620		97466	
400 U STATES		6829		55291	
		21449		152757	
FILTER PRESS CLOTH OF HAIR					3402
KAPOK	CWT				3411
215 INDIA	16	624	670	22194	
355 INDONESIA			706	31040	
400 U STATES	267	9189	1913	83999	
	283	9813	3289	137233	
MANILA FIBRE	CWT				3412
315 C HICA	300	4292	600	9252	
337 GUATEMALA			1955	32998	
361 PANAMA			300	5068	
364 PHIL	1634	25591	24897	445973	
400 U STATES	1966	41832	18547	383491	
	3900	71715	46299	876782	
SISAL ISTLE TAMPICO FIBRE	CWT				3413
100 U KINGDOM			2296	23002	
203 B E AFR	11596	109876	70125	735022	

Articles and Countries from which Imported	MONTH OF NOVEMBER 1954		ELEVEN MONTHS ENDED NOVEMBER 1954		Class Number
	Quantities	Values (\$)	Quantities	Values (\$)	
306 BELGIUM			30	990	
309 BRAZIL			66354	603631	
316 CUBA	5076	43844	57409	448932	
333 MADAGASCAR	6370	44701	22371	244931	
338 HAITI	2212	23454	91127	961151	
352 MEXICO	7813	69092	108212	936960	
355 INDONESIA	10649	87242	5038	52587	
361 PANAMA	2240	23354	135	3211	
394 PORT E AFR			15645	163296	
395 PORT W AFR	1613	16168	1613	16168	
400 U STATES	15280	157040	81054	890287	
	62849	574771	521409	5080168	
VEGETABLE FIBRE N O P	CWT				3414
100 U KINGDOM			269	5894	
215 INDIA	28	231	774	6048	
221 B GUIANA	27	144	27	144	
306 BELGIUM			504	6855	
309 BRAZIL			7	58	
352 MEXICO	53	1451	53	1451	
354 NETHRLNDS			153	1767	
372 SPAIN			13	384	
400 U STATES	518	3090	7732	90092	
	626	4916	9532	112693	
GRASSES SEAWEED MOSSES BAGASSE					3421
100 U KINGDOM		5066		19039	
215 INDIA				388	
231 HONG KONG		333		2127	
306 BELGIUM				450	
327 FRANCE		1598		2209	
335 GERMANY W				1172	
344 ITALY		1563		5078	
347 JAPAN		769		6761	
352 MEXICO				979	
354 NETHRLNDS				12097	
400 U STATES		28680		150403	
		38009		200703	
BINDER TWINE	CWT				3422
100 U KINGDOM			5941	102978	
306 BELGIUM			6737	96014	
316 CUBA			185	3192	
318 DENMARK	19	235	2086	27292	
335 GERMANY W			620	9133	
352 MEXICO			7219	104255	
354 NETHRLNDS			10194	168567	
400 U STATES			4405	77958	
	19	235	37387	589389	
COIR AND COIR YARN	CWT				3423
215 INDIA	922	5482	5424	43680	
217 CEYLON			339	3350	
221 B GUIANA			49	400	
400 U STATES			27	391	
	922	5482	5839	47821	
MATS RUGS N O P OF COCOA FIBRE	SQ YD				3424
100 U KINGDOM	64	524	404	784	
215 INDIA	14899	6741	92337	51336	
354 NETHRLNDS	2214	1826	14334	12712	
400 U STATES			100	104	
	17177	9091	107175	64936	
STRAW OR PAPER CARPETING RUGS					3425
100 U KINGDOM		605		21819	
215 INDIA				14627	
224 JAMAICA				98	
231 HONG KONG		757		8017	
338 HAITI				874	
347 JAPAN				27201	
372 SPAIN				1275	
400 U STATES		6861		148264	
		8223		222175	
VEGETABLE FIBRES FOR BRUSHES	CWT				3428
100 U KINGDOM	10	275	243	4819	
215 INDIA	297	3515	441	4425	
304 ARGENTINA			16	3193	
306 BELGIUM	107	1759	730	13011	
352 MEXICO	233	9220	837	28897	
354 NETHRLNDS			182	3185	
400 U STATES	229	19999	8218	106301	
	876	34768	10667	163831	
MATS CUT PILE OF COCOA FIBRE	SQ FT				3429
100 U KINGDOM			2035	416	
215 INDIA	104181	16127	705023	114588	
354 NETHRLNDS	300	129	8287	3085	
	104481	16256	715345	118089	
WASTE FOR FURTHER PREPARATION	CWT				3451
100 U KINGDOM	1676	20668	15368	290299	
203 B E AFR	560	3671	560	3671	
215 INDIA	345	3179	10004	149193	
216 PAKISTAN			1854	26748	
231 HONG KONG			581	6609	
234 AUSTRALIA	87	8786	153	14448	
236 NEW ZEAL			95	4595	
305 AUSTRIA			331	2072	
306 BELGIUM	554	2457	4406	22421	
309 BRAZIL	2238	46511	19856	465815	
322 EGYPT			598	7841	
327 FRANCE	337	3450	671	7146	
335 GERMANY W	1338	23816	3950	50904	

Articles and Countries from which Imported	MONTH OF NOVEMBER 1954		ELEVEN MONTHS ENDED NOVEMBER 1954		Class Number
	Quantities	Values (\$)	Quantities	Values (\$)	
344 ITALY	2019	19375	6900	69322	
354 NETHRLNOS	170	2576	1276	25788	
383 HAWAII			1945	2845	
386 URUGUAY			317	33505	
400 U STATES	32862	321068	320034	3075869	
	42186	455557	388899	4259091	
WASTE FOR WIPING RAGS N O P	CWT				3452
100 U KINGDOM			1758	63698	
234 AUSTRALIA	45	2251	45	2251	
306 BELGIUM	382	6195	2847	44093	
322 EGYPT			8	107	
327 FRANCE			334	20722	
335 GERMANY W	396	5016	2919	35259	
354 NETHRLNDS	242	4129	3801	54379	
383 HAWAII			105	1236	
400 U STATES	44673	322087	386187	2816921	
	45738	339678	398004	3038666	
WASTE GARNETTED READY FOR USE	LB				3453
100 U KINGDOM	6163	1873	143645	30084	
306 BELGIUM			2000	343	
335 GERMANY W			2800	429	
344 ITALY			44425	4173	
347 JAPAN	11020	1145	91719	9195	
354 NETHRLNOS			4000	616	
400 U STATES	154377	16241	976894	173400	
	171560	19259	1265483	218240	
BATTS BATTING WADDING N O P	LB				3454
100 U KINGDOM			190	130	
400 U STATES	6488	5387	40429	27308	
	6488	5387	40619	27438	
FISH NETS NETTINGS COMMERCIAL	LB				3460
100 U KINGDOM	28383	35401	578116	1004244	
318 DENMARK			680	853	
335 GERMANY W	732	1885	8489	10132	
344 ITALY	2893	4004	4188	5529	
347 JAPAN	4824	3709	144075	232830	
354 NETHRLNOS	2908	2225	45479	100097	
359 NORWAY			6465	5760	
400 U STATES	16322	44237	185031	403617	
	56062	91461	972523	1763062	
FISHING LINES COMMERCIAL	LB				3461
100 U KINGDOM	10146	8146	323141	199030	
306 BELGIUM			2000	646	
318 DENMARK			10319	2188	
335 GERMANY W			2824	7560	
347 JAPAN			6786	3741	
354 NETHRLNOS			16439	7156	
359 NORWAY	1009	560	12969	7404	
400 U STATES	26165	27123	294048	322179	
	37320	35829	668526	549904	
COROAGE MANILA OVER 1 IN CIRC	LB				3463
100 U KINGDOM	90166	25573	1357340	345015	
318 DENMARK			7028	1596	
347 JAPAN			1868	562	
352 MEXICO			7008	825	
366 PORTUGAL			2596	360	
400 U STATES	500	155	24457	10012	
	90666	25728	1400297	358370	
COROAGE COMMERCIAL FISH NET	LB				3464
100 U KINGDOM	56398	11619	1325496	316575	
306 BELGIUM			227107	56783	
318 DENMARK	24070	5850	149828	32056	
354 NETHRLNOS	31697	7988	399622	94169	
364 PHIL			41613	10370	
389 IRELAND			5252	1289	
400 U STATES	15719	7785	56476	36115	
	127884	33242	2205394	547357	
COROAGE OVER 1 INCH NOP	LB				3465
100 U KINGDOM	14508	3018	194523	72531	
306 BELGIUM			1584	342	
344 ITALY	1813	805	15678	5312	
366 PORTUGAL			500	172	
400 U STATES	4297	2785	123455	34727	
	20618	6608	335740	113084	
COTTON FABRIC RUBBERIZED	LB				3472
100 U KINGDOM	56	68	7893	4326	
400 U STATES	23062	14291	149706	112610	
	23118	14359	157599	116936	
COTTON WINDOW SHADE CLOTH	LB				3473
400 U STATES	1818	2348	25031	34739	
	1818	2348	25031	34739	
COTTON FABRICS COATED N O P	LB				3474
100 U KINGDOM	51185	34095	357815	270312	
306 BELGIUM			520	1543	
327 FRANCE			2119	1978	
335 GERMANY W	519	687	11501	6805	
347 JAPAN	1112	233	1112	233	
354 NETHRLNOS			7938	6021	
375 SWEDEN			463	213	
400 U STATES	179216	193395	2214013	2200047	
	232032	228410	2595481	2487152	
ARTISTS CANVAS COATED PREPARED					3475
100 U KINGDOM				1126	
306 BELGIUM				177	
327 FRANCE				226	
354 NETHRLNOS				1265	

Articles and Countries from which Imported	MONTH OF NOVEMBER 1954		ELEVEN MONTHS ENDED NOVEMBER 1954		Class Number
	Quantities	Values (\$)	Quantities	Values (\$)	
400 U STATES		1213		21613	
CANVAS FLAX FOR TENTS AWNINGS		1213		24407	
100 U KINGDOM	LB	3478	86466	50457	3476
400 U STATES			3605	4965	
FABRICS JUTE COATED	LB	3478	90071	55422	3478
100 U KINGDOM			3025	1378	
400 U STATES		6830	128105	43508	
FABRICS VEG FIBRE COATED	LB	6830	131130	44886	3479
100 U KINGDOM		4999	24125	24506	
347 JAPAN		4417	98	133	
354 NETHRLNDS			154	153	
376 SWITZRLNO			422	1922	
400 U STATES		24288	179850	161349	
FABRICS FOR BRATTICE CLOTH	LB	29287	204649	188063	3480
100 U KINGDOM			385861	54627	
400 U STATES			1085	294	
FABRICS SILK COATED	LB		386946	54921	3481
100 U KINGDOM			20	259	
400 U STATES		2833	8016	40178	
FABRICS WOOL COATED	LB	2833	8036	40437	3483
100 U KINGDOM			5792	10599	
306 BELGIUM		5034	44195	96222	
344 ITALY			62	220	
400 U STATES		18354	118931	141897	
FABRICS SYNTHETIC FIBRE COATED	LB	23388	168980	248938	3484
100 U KINGDOM			280	169	
306 BELGIUM		27374	170163	199434	
327 FRANCE		4606	22424	44104	
347 JAPAN			150	270	
354 NETHRLNDS			78	155	
400 U STATES		164638	1156407	1923912	
OILCLOTH FLOOR LINOLEUM	LB	196618	1349502	2168044	3485
100 U KINGDOM		963439	16419144	2184276	
327 FRANCE			1540	583	
381 ALASKA			2500	508	
400 U STATES		849309	15885656	2708507	
OILCLOTH CARRIAGE SHELF TABLE	LB	1812748	32308840	4893874	3486
100 U KINGDOM			161520	120346	
400 U STATES		55354	679948	460538	
TYPEWRITER RIBBONS	LB	58186	841468	580884	3487
100 U KINGDOM		39	4730	12532	
335 GERMANY W		37	166	7820	
400 U STATES		133	1326	9168	
FABRICS COTTON TO COVER RUBBER	LB	209	6222	29520	3488
100 U KINGDOM		10007	71695	91494	
400 U STATES		4198	7556	10232	
COND TIRE FABRICS SYNTH FIBRE	LB	14205	79251	101726	3489
400 U STATES		58463	617433	660387	
LACE EMBROIDERIES	LB	58463	617433	660387	3501
BOBBINET NUP					
100 U KINGDOM		1429	29948	187322	
215 INDIA		13	720	4003	
231 HONG KONG		192	649	2549	
305 AUSTRIA		1075	2618	24481	
306 BELGIUM		31	1138	6916	
327 FRANCE		5701	79458	617714	
335 GERMANY W		182	1222	8375	
344 ITALY		35	3516	5996	
347 JAPAN			3280	11883	
367 AZORES		40	529	3771	
373 CANARY IS			1437	5227	
376 SWITZRLND		100	1858	19072	
400 U STATES		26706	280881	1669013	
CORSETS GIRULES BRASSIERES		35504	407254	2566322	3510
100 U KINGDOM				10693	
318 DENMARK				265	
327 FRANCE				684	
335 GERMANY W				2326	
347 JAPAN		6169		16753	
400 U STATES		107205		1095158	
BRACES OR SUSPENDERS AND PARTS		113374		1125879	3511
100 U KINGDOM				30441	
327 FRANCE				773	
335 GERMANY W		1651		17081	
344 ITALY				88	
400 U STATES		7826		72223	
CHURCH VESTMENTS ANY MATERIAL		10094		120606	3512
100 UKINGDOM				16302	
306 BELGIUM		360		4317	
327 FRANCE		195		27331	
344 ITALY		2364		5191	
		1595			

IMPORTS INTO CANADA FOR CONSUMPTION

Articles and Countries from which Imported		MONTH OF NOVEMBER 1954		ELEVEN MONTHS ENDED NOVEMBER 1954		Class Number
		Quantities	Values (\$)	Quantities	Values (\$)	
	372 SPAIN				233	
	389 IRELAND		121		121	
	400 U STATES		2544		34175	
			7179		88070	
GARMENTS KNITTED	N O P	LB				3514
	100 U KINGDOM	11	89	930	10430	
	400 U STATES	5	91	866	3138	
		16	180	1796	13568	
GLOVES MITTS AND	MITTENS N O P	DZ PR				3515
	100 U KINGDOM	6	66	1694	11313	
	327 FRANCE	4	53	89	770	
	344 ITALY			253	1354	
	347 JAPAN	100	466	499	1624	
	400 U STATES	807	4490	11547	58722	
		917	5075	14082	73783	
BERETS OF WOOL KNITTED FULLED		DOZ				3516
	100 U KINGDOM	447	1778	5201	22694	
	327 FRANCE	285	950	1195	3924	
	344 ITALY			181	1265	
	400 U STATES	16	146	30	235	
		748	2874	6607	28118	
CAPS BONNETS BERETS	N O P	DOZ				3517
	100 U KINGDOM	483	4507	21112	107659	
	306 BELGIUM			83	836	
	327 FRANCE	354	1749	1843	8640	
	335 GERMANY W	27	169	2084	6106	
	344 ITALY	160	1411	1097	10769	
	347 JAPAN	3742	9272	9541	22118	
	352 MEXICO			22	53	
	359 NORWAY	67	489	323	2831	
	376 SWITZRLND	54	749	580	5292	
	400 U STATES	3165	34262	68170	416508	
		8052	52608	104855	580812	
HATS OF FUR FELT	MENS	DOZ				3518
	100 U KINGDOM	121	5938	1775	85398	
	305 AUSTRIA			3	207	
	306 BELGIUM			16	836	
	327 FRANCE			9	596	
	344 ITALY	46	3438	593	44240	
	400 U STATES	10	816	268	14342	
		177	10192	2664	145619	
HATS OF WOOL FELT		DOZ				3519
	100 U KINGDOM	25	434	750	10111	
	305 AUSTRIA			4	278	
	327 FRANCE	10	338	11	396	
	400 U STATES	832	14625	3552	64242	
		867	15397	4317	75027	
HATS OF FUR FELT	WOMENS	DOZ				3520
	100 U KINGDOM	23	750	371	15939	
	305 AUSTRIA	2	105	17	992	
	327 FRANCE			501	18186	
	344 ITALY	39	1176	53	1827	
	376 SWITZRLND			28	2088	
	400 U STATES	381	15078	2784	126082	
		445	17109	3754	165114	
HATS N O P		DOZ				3521
	100 U KINGDOM	40	1756	706	21267	
	224 JAMAICA			66	818	
	231 HONG KUNG			2	70	
	305 AUSTRIA			13	965	
	327 FRANCE	47	517	721	37004	
	335 GERMANY W	8	105	15	545	
	344 ITALY	88	1451	1932	19077	
	347 JAPAN			324	929	
	352 MEXICO			447	624	
	354 NETHRLNOS	5	450	16	1524	
	372 SPAIN			12	614	
	376 SWITZRLND	24	553	402	11983	
	400 U STATES	3011	70618	47093	996834	
		3223	75450	51749	1092254	
FIREMENS SAFETY HELMETS						3522
	100 U KINGDOM		177		3556	
	381 ALASKA				200	
	400 U STATES		66535		339682	
			66712		343438	
KNITTED GOODS N O P		LB				3524
	100 U KINGDOM	288	1022	1923	5924	
	400 U STATES	8082	17241	76893	170619	
		8370	18263	78816	176543	
UNDERWEAR N O P KNITTED		LB				3525
CHENILLE YARNS AND CORDS		LB				3548
	327 FRANCE	265	449	1785	2817	
	400 U STATES	759	1461	47968	25096	
		1024	1910	49753	27913	
USED BAGS OF VEGETABLE FIBRE						3550
	100 U KINGDOM		298		751	
	224 JAMAICA				700	
	400 U STATES		9533		60350	
			9831		61801	
BELTING N O P		LB				3551
	100 U KINGDOM	407	837	8968	11017	
	335 GERMANY W			432	471	
	400 U STATES	5204	7302	56649	80370	
		5611	8139	66049	91858	

Articles and Countries from which Imported	MONTH OF NOVEMBER 1954		ELEVEN MONTHS ENDED NOVEMBER 1954		Class Number	
	Quantities	Values (\$)	Quantities	Values (\$)		
BLANKETS FOR PRINTING PRESSES 100 U KINGDOM 400 U STATES		3378 31220 34598		24653 304190 328843	3552	
BRAIDS CORDS FRINGES NOP 100 U KINGDOM 306 BELGIUM 317 CZECHO S 327 FRANCE 335 GERMANY W 344 ITALY 347 JAPAN 354 NETHRLNDS 376 SWITZRLND 400 U STATES		2053 1425 3061 1799 2830 464 340 60113 72085		28660 638 1425 18065 7869 1803 6860 702 3216 584187 653425	3553	
CARPETS N O P 100 U KINGDOM 215 INDIA 231 HONG KONG 306 BELGIUM 308 BOLIVIA 327 FRANCE 344 ITALY 347 JAPAN 354 NETHRLNDS 359 NORWAY 400 U STATES	SM FT	8176 7487 72319 5747 82791 2697 383573 562790	2275 3443 14115 1175 16355 711 114835 152909	403853 16820 9543 799139 3008 8610 218286 255107 86482 1075 3393511 5195434 1470529	717771 7530 2887 160993 445 4087 55870 44997 19237 468 1102244	3554
CRAPES BLACK MOURNING					3556	
CURTAINS N O P 100 U KINGDOM 400 U STATES				4848 9079 13927	3557	
FELT ADHESIVE FOR VESSELS 100 U KINGDOM		1045		6382	3558	
HAT BRAIDS NOT OVER 6 INCHES 231 HONG KONG 344 ITALY 376 SWITZRLND 400 U STATES		543 71598 15864 88005		115 16856 396230 109218 522419	3559	
HAT SWEATS CAP PEAKS AND BANDS 100 U KINGDOM 306 BELGIUM 400 U STATES		1115 172 30364 31651		20577 717 300267 321561	3560	
HOODS AND SHAPES OF FUR FELT 100 U KINGDOM 317 CZECHO S 327 FRANCE 344 ITALY 376 SWITZRLND 400 U STATES	DUZ	61 349 482 126 1018	1318 4608 6977 2256 15159	6 381 9627 16680 169 2496 29359	146 4209 111598 213902 1918 43384 375157	3561
HOODS AND SHAPES OF WOOL FELT 100 U KINGDOM 400 U STATES	DUZ	59 59	460 460	46 728 774	448 7373 7821	3562
HOODS AND SHAPES KNITTED 321 ECUADOR 344 ITALY 347 JAPAN 352 MEXICO 355 INDONESIA 376 SWITZRLND 393 TAIWAN 400 U STATES	DUZ	300 1650 300 8500 61 1200 12011	3354 13414 1016 4683 624 10616 33707	1055 10449 12121 216 37000 1369 15642 77952	15571 77607 41659 391 21286 16788 630 96696 270628	3563
HOODS AND SHAPES N O P 100 U KINGDOM 327 FRANCE 344 ITALY 376 SWITZRLND 400 U STATES	DUZ	67 617 457 1141	740 6283 3168 10191	146 5 748 2075 6935 9909	1288 484 3432 23816 47421 76441	3564
MATERIALS FOR HAT BRAIDS 376 SWITZRLND 400 U STATES				850 1481 2331	3565	
SURGICAL DRESSINGS 100 U KINGDOM 335 GERMANY W 400 U STATES		9443 1589 46547 57579		256334 26754 510426 793514	3566	
ELASTIC WEBBING WOVEN FOR MFRS 100 U KINGDOM 327 FRANCE 335 GERMANY W 344 ITALY 347 JAPAN 354 NETHRLNDS 400 U STATES	LB	351 1804 103 100 4453 6811	664 4554 324 164 12112 17818	9886 167 9650 3149 768 556 57298 81474	16036 631 26531 6305 1066 1037 162102 213708	3567

IMPORTS INTO CANADA FOR CONSUMPTION

Articles and Countries from which Imported	MONTH OF NOVEMBER 1954		ELEVEN MONTHS ENDED NOVEMBER 1954		Class Number
	Quantities	Values (\$)	Quantities	Values (\$)	
ELASTIC WEBBING WOVEN N O P	LB				3568
100 U KINGDOM			7521	12164	
327 FRANCE			367	798	
335 GERMANY W	271	557	1439	2625	
344 ITALY	300	505	7700	17604	
347 JAPAN	3236	2219	31191	24132	
354 NETHRLNDS	200	385	2523	4679	
400 U STATES	8542	13558	60622	126582	
	12549	17224	111363	188584	
WINDOW SHADES ON ROLLERS N O P					3569
400 U STATES		172		7489	
		172		7489	
CURDED RIBBONS FOR MENS HATS	LB				3570
400 U STATES	2542	12212	25287	122205	
	2542	12212	25287	122205	
NONELASTIC FABRICS FOR GARTERS	LB				3571
100 U KINGDOM			176	377	
400 U STATES			166	459	
			342	836	
FABRICS FOR CARD CLOTHING	LB				3572
100 U KINGDOM			2339	3432	
400 U STATES	337	620	3063	5890	
	337	620	5402	9322	
FIBRE OR TEXTILE PRODUCTS NOP					3573
100 U KINGDOM		2237		3929	
231 HONG KONG				58	
344 ITALY		96		447	
375 SWEDEN		426		426	
400 U STATES		5097		30033	
		7856		34893	
BRAIDED CORD 1 IN CIRC OR LESS	LB				3574
100 U KINGDOM	255	446	4154	4132	
400 U STATES	13085	7781	102661	70835	
	13340	8227	106815	74967	
ELASTIC WEBBING BRAIDED	LB				3576
100 U KINGDOM	1171	1950	12932	18606	
335 GERMANY W	46	141	2041	4328	
344 ITALY			813	1263	
347 JAPAN	3743	2453	35130	23104	
354 NETHRLNDS	878	1650	1581	2978	
360 ISRAEL			50	129	
400 U STATES	5045	12500	60600	139931	
	10883	18694	113147	190339	

Articles and Countries from which Imported	MONTH OF NOVEMBER 1954		ELEVEN MONTHS ENDED NOVEMBER 1954		Class Number
	Quantities	Values (\$)	Quantities	Values (\$)	
<u>GROUP 4</u>					
<u>WOOD WOOD PRODUCTS AND PAPER</u>					
CANE REED OR RATTAN					4002
215 INDIA		2695		8428	
231 HONG KONG				4572	
313 CHINA				102	
327 FRANCE		78		731	
335 GERMANY W		100		6377	
347 JAPAN				1294	
354 NETHRLNDS				271	
364 PHIL				2993	
400 U STATES				10709	
		2873		35477	
OSIERS WILLOWS AND BAMBOOS					4003
100 U KINGDOM				776	
231 HONG KONG				202	
304 ARGENTINA		628		4783	
311 BURMA				1639	
347 JAPAN				4122	
400 U STATES				10928	
		628		22450	
CORKWOOD UNMANUFACTURED					4011
366 PORTUGAL		21500		88201	
372 SPAIN				13435	
400 U STATES		2586		11930	
		24086		113566	
FENCE POSTS	NO				4021
400 U STATES	3847	1788	48009	13263	
	3847	1788	48009	13263	
HICKORY BILLETS					4022
400 U STATES		10137		163183	
		10137		163183	
POLES TELEGRAPH AND PILING	NO				4024
400 U STATES	1852	23751	38298	515829	
	1852	23751	38298	515829	
RAILWAY TIES	NO				4025
400 U STATES	9867	15594	115575	339036	
	9867	15594	115575	339036	
LOGS ROUND UNMANUFACTURED NOP	M FT				4026
400 U STATES	5759	235395	83354	4020877	
	5759	235395	83354	4020877	
HANDLE SHINGLE BOLTS FELLOES					4032
400 U STATES		9432		56831	
		9432		56831	
HUB LAST WAGON OAK GUN BLOCKS					4033
376 SWITZRLNO				246	
400 U STATES		7361		303689	
		7361		303935	
WOOD TEN PIN BLOCKS ROUGH					4034
TEAK AMARANTH TROPICAL WOODS					4041
210 G COAST				21440	
221 B GUIANA				2495	
234 AUSTRALIA				39502	
307 BEL CONGO				3285	
309 BRAZIL				483	
321 ECUADOR				2073	
337 GUATEMALA				10726	
339 HONDURAS				3519	
347 JAPAN		1829		1829	
371 THAILAND				23725	
400 U STATES		12997		146907	
		14826		255984	
ASH WHITE	M FT				4042
400 U STATES	75	10027	825	137989	
	75	10027	825	137989	
CEDAR	M FT				4043
400 U STATES	227	26204	1928	234851	
	227	26204	1928	234851	
CHESTNUT	M FT				4044
400 U STATES			2	314	
			2	314	
FIR	M FT				4045
381 ALASKA			56	4239	
400 U STATES	3122	287425	27010	2333691	
	3122	287425	27066	2337930	
GUMWOOD	M FT				4046
400 U STATES	73	8042	460	61301	
	73	8042	460	61301	
HEMLOCK	M FT				4047
100 U KINGDOM			7	287	
400 U STATES	187	13525	2800	183566	
	187	13525	2807	183853	
HICKORY	M FT				4048
400 U STATES	13	1994	118	17732	
	13	1994	118	17732	
MAHOGANY	M FT				4049
210 G COAST	42	7303	440	81450	
222 B HOND			478	105155	
309 BRAZIL			36	7720	
337 GUATEMALA			18	3493	

IMPORTS INTO CANADA FOR CONSUMPTION

Articles and Countries from which Imported	MONTH OF NOVEMBER 1954		ELEVEN MONTHS ENDED NOVEMBER 1954		Class Number
	Quantities	Values (\$)	Quantities	Values (\$)	
347 JAPAN	108	16534	1195	184639	
352 MEXICO			24	7374	
361 PANAMA			2	568	
364 PHIL	37	5789	472	61149	
400 U STATES	205	37293	1800	416105	
	392	66919	4465	867653	
OAK	M FT				4050
347 JAPAN	50	11305	177	36732	
381 ALASKA			5	524	
400 U STATES	3921	489783	33308	4401172	
	3971	501088	33490	4438428	
PINE SOUTHERN YELLOW OR PITCH	M FT				4051
400 U STATES	114	14590	2625	393004	
	114	14590	2625	393004	
PINE WHITE OR OTHER N O P	M FT				4052
309 BRAZIL	5	458	4530	524559	
381 ALASKA			23	1727	
400 U STATES	2372	191149	18919	1628452	
	2377	191607	23472	2154738	
POPLAR	M FT				4053
400 U STATES	445	49485	2233	285219	
	445	49485	2233	285219	
REDWOOD	M FT				4054
400 U STATES	77	10072	579	112511	
	77	10072	579	112511	
WALNUT	M FT				4055
400 U STATES	88	24467	1333	322747	
	88	24467	1333	322747	
LUMBER AND TIMBER HARDWOOD N O P	M FT				4056
347 JAPAN	64	11834	191	33993	
381 ALASKA	4	253	19	1303	
400 U STATES	875	99731	8426	891339	
	943	111818	8636	926635	
LUMBER AND TIMBER N O P	M FT				4057
381 ALASKA	7	443	146	12091	
400 U STATES	597	39891	5820	364432	
	604	40334	5966	376523	
HARDWOOD FLOORING	M FT				4058
354 NETHRLNDS			13	2851	
375 SWEDEN			7	2190	
400 U STATES	1688	237652	16033	2215699	
	1688	237652	16033	2220740	
PINE POUERUSA AND SUGAR	M FT				4059
400 U STATES	2883	267368	24839	2523175	
	2883	267368	24839	2523175	
LATHS	M				4071
400 U STATES			1018	22194	
			1018	22194	
PICKETS PLAIN	M				4072
400 U STATES			1	173	
			1	173	
PLYWOOD GLOED OR CEMENTED					4073
100 U KINGDOM		118		4432	
211 NIGERIA				3489	
305 AUSTRIA				17172	
306 BELGIUM		1137		1137	
326 FINLAND		69738		176544	
327 FRANCE		41482		138069	
328 FR AFRICA				64777	
335 GERMANY W		14246		120761	
344 ITALY				10285	
347 JAPAN		68950		583941	
352 MEXICO		11232		14278	
354 NETHRLNDS				1714	
365 POLAND				3558	
375 SWEDEN		19352		112998	
381 ALASKA				1682	
400 U STATES		10857		165353	
		237112		1420190	
SHINGLES OF WOOD	SQ				4074
400 U STATES	1902	12193	33327	198826	
	1902	12193	33327	198826	
VENEERS OF ROSEWOOD ETC					4075
327 FRANCE		2147		20099	
364 PHIL		1231		1231	
375 SWEDEN				362	
400 U STATES		19977		263696	
		23355		285388	
VENEERS OF WOOD N U P					4076
100 U KINGDOM		158		158	
347 JAPAN				470	
400 U STATES		63878		786558	
		64036		787186	
VENEERS OF WOOD TAPED JOINTED					4077
305 AUSTRIA				2186	
400 U STATES		515		11358	
		515		13544	
VENEERS AUSTRALIAN BLACKWOOD					4078
234 AUSTRALIA				2346	
400 U STATES		2451		34002	
		2451		36348	
PLYWOOD FACED WITH METAL					4079
360 ISRAEL		945		945	
400 U STATES				12065	
		945		13010	

Articles and Countries from which Imported	MONTH OF NOVEMBER 1954		ELEVEN MONTHS ENDED NOVEMBER 1954		Class Number
	Quantities	Values (\$)	Quantities	Values (\$)	
BARK CRUDE FOR TANNERS USE	CWT				4081
FIREWOOD	CURU				4082
400 U STATES	160	1368	1073	7075	
	160	1368	1073	7075	
PULPWOOD	CURD				4083
400 U STATES	3986	69872	89452	1580625	
	3986	69872	89452	1580625	
SAWDUST AND WOOD FLOUR					4084
400 U STATES		12199		130034	
		12199		130034	
BARRELS EMPTY SLACK	NO				4090
400 U STATES			380	185	
			380	185	
BARRELS EMPTY TIGHT	NO				4091
100 U KINGDOM			303	949	
359 NORWAY			75	63	
400 U STATES	20557	54492	200640	545906	
	20557	54492	201018	546918	
STAVES HEADINGS POPLAR ROUGH					4093
STAVES OAK SAWN SPLIT OR CUT	M				4094
400 U STATES	165	45346	2119	557558	
	165	45346	2119	557558	
STAVES ROUGH SAWN N O P	M				4095
STAVES 5 EIGHTHS INCH OR OVER	M				4096
STAVES N O P	M				4097
100 U KINGDOM	23	527	183	5964	
400 U STATES	114	6745	1126	64201	
	137	7272	1309	70165	
WOODEN PAILS AND TUBS					4098
400 U STATES				3502	
				3502	
HOOPS HEADS AND LINERS OF WOOD					4099
100 U KINGDOM		1541		5001	
400 U STATES		12004		136123	
		13545		141124	
CORK SLABS BOARDS TILES N O P					4101
100 U KINGDOM		487		4238	
318 DENMARK		11881		45542	
353 MOROCCO		4563		31937	
366 PORTUGAL		42633		174226	
372 SPAIN		6197		222480	
400 U STATES		9668		135544	
		75429		613967	
CORKS THREE FOURTHS IN OR LESS	LB				4102
366 PORTUGAL	3545	4037	10785	13542	
372 SPAIN	653	1113	2761	5263	
400 U STATES			159	782	
	4198	5150	13705	19587	
CORKS OVER THREE FOURTHS INCH	LB				4103
100 U KINGDOM			1510	769	
366 PORTUGAL	6054	7467	84866	126798	
372 SPAIN	503	504	38479	60048	
400 U STATES	27	124	9222	25144	
	6584	8095	134077	212759	
CORK SLABS BOARDS FOR MFRS					4104
100 U KINGDOM				6451	
328 FR AFRICA				7469	
353 MOROCCO				24524	
366 PORTUGAL		36358		397799	
372 SPAIN		54726		587959	
400 U STATES		90956		1399030	
		182040		2423232	
MANUFACTURES OF CORKWOOD N O P					4105
100 U KINGDOM		254		23992	
318 DENMARK		520		520	
335 GERMANY W		1042		6827	
354 NETHRLNDS				317	
366 PORTUGAL		11747		108023	
372 SPAIN		4333		34991	
400 U STATES		15068		245224	
		32964		419894	
BICYCLE RIM STRIPS OF MAPLE					4111
BILLETS OF WOOD FOR BATS					4112
400 U STATES		1268		52133	
		1268		52133	
GUN STOCKS OF WALNUT ROUGH					4113
400 U STATES				302	
				302	
WOOD HANDLES FOR AGRIC IMPL					4114
400 U STATES		46295		305093	
		46295		305093	
HANDLES OF WOOD N O P					4118
100 U KINGDOM				369	
335 GERMANY W				2407	
375 SWEDEN				525	
400 U STATES		34445		325002	
		34445		328303	
SHAFTS OR HEADS FOR GOLF CLUBS					4119
400 U STATES		3958		52940	
		3958		52940	

IMPORTS INTO CANADA FOR CONSUMPTION

Articles and Countries from which Imported	MONTH OF NOVEMBER 1954		ELEVEN MONTHS ENDED NOVEMBER 1954		Class Number
	Quantities	Values (\$)	Quantities	Values (\$)	
LASTS OF WOOD 400 U STATES		1677		48414	4120
		1677		48414	
MEXICAN SADDLE TREES STIRRUPS 400 U STATES		1466		9513	4121
		1466		9513	
SPOKES HICKORY OAK ROUGH 400 U STATES				2477	4122
				2477	
WALKING STICKS AND CANES 100 U KINGDOM 215 INDIA 216 PAKISTAN 335 GERMANY W 347 JAPAN 400 U STATES		738		9800 319 2346 930 1027 3341	4125
		905		17763	
SULPHITE PULP BL DISSOLVING 400 U STATES	CWT	2295	18164	194844	4130
		24021	18164	194844	
SODA PULP	CWT				4131
SULPHITE PULP UNBLEACHED 400 U STATES	CWT	46895	517220	2789827	4132
		253470	517220	2789827	
SULPHITE PULP BLEACHED N O P 400 U STATES	CWT	10901	111616	745370	4133
		68990	111616	745370	
SULPHATE OR KRAFT PULP 375 SWEDEN 400 U STATES	CWT	28020	10097	47119	4134
		166098	193944	1172756	
		166098	204041	1219875	
WOOD PULP MECHANICAL 359 NORWAY 375 SWEDEN 400 U STATES	CWT		11615	30082	4135
			27563	93583	
			40633	175307	
			79811	298972	
PULP OF STRAW OR VEG FIBRE NOP 100 U KINGDOM 335 GERMANY W 400 U STATES	CWT		152	4185	4136
			44	1580	
		5523	60470	596109	
		5523	60470	601874	
BOBBINS SHUTTLES AND SPOOLS 100 U KINGDOM 335 GERMANY W 376 SWITZRLND 400 U STATES				7304 1322 7409	4141
		1617		184558	
		18811		200593	
		20428			
CASKETS COFFINS AND METAL PTS 400 U STATES		26949		273467	4142
		26949		273467	
CHARCOAL MADE FROM WOOD 400 U STATES	TUN	129	1726	112849	4143
		8602	1726	112849	
CHURNS N O P WASHBOARDS 100 U KINGDOM 335 GERMANY W 375 SWEDEN 400 U STATES		113		1591	4144
		570		13060	
		122		1000	
		1400		20143	
		2205		35794	
CLOTHES PINS AND PARTS 100 U KINGDOM 317 CZECHO S 318 DENMARK 335 GERMANY W 347 JAPAN 354 NETHRLNDS 375 SWEDEN 400 U STATES	GROSS		600	7541	4145
		12250	79185	266	
		4505	28151	665	
		1500	1800	188	
			500	10325	
		15000	35000	16102	
		4500	47215	3269	
		40	2170		
		33290	166470	66507	
CRUTCHES OR STAFFS 400 U STATES		1598		21472	4146
		1598		21472	
CURTAIN STRETCHERS 375 SWEDEN 400 U STATES				807	4147
		396		10195	
		396		11002	
DOORS WOOD 6 FT X 2 FT OR OVER 100 U KINGDOM 305 AUSTRIA 317 CZECHO S 326 FINLAND 335 GERMANY W 354 NETHRLNDS 400 U STATES	NU		13	202	4148
			268	1820	
			3250	10814	
		510	4852	19007	
		1940	19218	81002	
		5715	6636	34363	
		3077	10072	138529	
		817	44309	285737	
		10119			
EXCELSIOR OR WOOD WOOL 400 U STATES		754		20651	4149
		754		20651	
FIBRE AND MANUFACTURES N O P 100 U KINGDOM 306 BELGIUM 375 SWEDEN 400 U STATES		98		7054	4150
				1563	
		237		2851	
		87050		925154	
		87385		936622	

Articles and Countries from which Imported	MONTH OF NOVEMBER 1954		ELEVEN MONTHS ENDED NOVEMBER 1954		Class Number	
	Quantities	Values (\$)	Quantities	Values (\$)		
FURNITURE MAINLY OF WOOD						
100 U KINGDOM		6075		142616	4151	
215 INDIA		132		1833		
218 MALAYA		100		100		
223 BARBADOS				440		
224 JAMAICA				65		
231 HONG KONG		7677		36655		
236 NEW ZEAL				778		
306 BELGIUM		1034		13722		
317 CZECHO S		6218		25088		
318 DENMARK		15746		36186		
322 EGYPT				561		
327 FRANCE		1099		16844		
335 GERMANY W		2652		36098		
344 ITALY		3893		29197		
347 JAPAN		867		2042		
352 MEXICO				265		
353 MOROCCO				1020		
354 NETHRLNDS		3954		31350		
355 INDONESIA				127		
359 NORWAY				32693		
363 PERU		146		146		
365 POLAND		1740		36266		
372 SPAIN				1042		
375 SWEDEN		9401		36395		
376 SWITZRLND				1062		
383 HAWAII				565		
388 YUGO SLAV				5100		
390 GERMANY E				60		
391 LEBANON				200		
400 U STATES		403689		4062872		
		464423		4551388		
MATCHES OF WOOD						
100 U KINGDOM				542		4152
375 SWEDEN		353		30026		
400 U STATES		24801		47392		
		25154		77960		
MOULDINGS OF WOOD						
100 U KINGDOM				160	4153	
306 BELGIUM				828		
317 CZECHO S		221		444		
400 U STATES		1728		53437		
		1949		54869		
SKIS RACQUETS AND FRAMES BATS						
100 U KINGDOM		3397		35740	4154	
215 INDIA				3194		
216 PAKISTAN		2855		26157		
234 AUSTRALIA		178		7027		
305 AUSTRIA		5977		24478		
306 BELGIUM		89		7852		
318 DENMARK		1092		1771		
326 FINLAND				363		
327 FRANCE		373		2356		
335 GERMANY W		4445		17082		
347 JAPAN		450		4198		
354 NETHRLNDS				1082		
359 NORWAY		4418		29111		
375 SWEDEN		2876		5050		
376 SWITZRLND		5163		6277		
400 U STATES		16334		79248		
		47647		250986		
WINDOW SASH OF WOOD						
400 U STATES		2487		12128	4155	
		2487		12128		
WOOD BOXES CRATES AND SHOOKS						
100 U KINGDOM				1907	4156	
335 GERMANY W				1651		
347 JAPAN		818		2045		
390 GERMANY E				597		
400 U STATES		6794		138669		
		7612		144869		
MANUFACTURES OF WOOD N O P						
100 U KINGDOM		15122		159480	4157	
203 BEL AFR				674		
215 INDIA		180		2660		
231 HONG KONG		1338		10216		
234 AUSTRALIA				399		
305 AUSTRIA				2358		
306 BELGIUM		1473		4198		
316 CUBA		52		52		
317 CZECHO S				5819		
318 DENMARK		635		2284		
326 FINLAND				3658		
327 FRANCE		3973		43741		
335 GERMANY W		9311		130459		
338 HAITI				1715		
344 ITALY		2238		34145		
347 JAPAN		12080		96023		
352 MEXICO		64		503		
354 NETHRLNDS		1634		18315		
355 INDONESIA				141		
359 NORWAY				1293		
372 SPAIN				1618		
375 SWEDEN		15426		84129		
376 SWITZRLND		244		3549		
381 ALASKA				132		

Articles and Countries from which Imported	MONTH OF NOVEMBER 1954		ELEVEN MONTHS ENDED NOVEMBER 1954		Class Number	
	Quantities	Values (\$)	Quantities	Values (\$)		
390 GERMANY E		674		3269	4158	
400 U STATES		241578		2392135		
		306022		3002965		
BOWLS TRAYS AND DISHES OF WOOD U KINGDOM		1320		1465	4158	
215 INDIA				1008		
231 HONG KONG		1200		1671		
306 BELGIUM		258		606		
317 CZECHOSLOVAKIA				2204		
318 DENMARK		298		298		
326 FINLAND				232		
327 FRANCE				2251		
335 GERMANY W		195		7213		
338 HAITI		398		2316		
344 ITALY		1050		3825		
347 JAPAN		5920		26030		
352 MEXICO				507		
375 SWEDEN		64		7357		
376 SWITZERLAND				303		
383 HAWAII				567		
388 YUGOSLAVIA		821		2730		
400 U STATES		5440		49080		
		16964		109663		
COUNTY BOARD FOR MOIST DILY FOOD U STATES	LB					4160
	1022856	91915	11360911	989896		
	1022856	91915	11360911	989896		4161
CARD STOCK BRISTOL BOARD U KINGDOM	LB		6014	973		
354 NETHERLANDS		769	3878	769		
400 U STATES		14066	1292354	207690		
		71001	1302246	209432		
CHIPBOARD NEWS BOARD U STATES	LB				4162	
	183107	12709	2508313	176949		
	183107	12709	2508313	176949	4163	
LEATHER BOARD LEATHEROID MFRS U KINGDOM	LB	3209	86631	17887		
354 NETHERLANDS		781	449	100		
400 U STATES		19368	251410	115180		
		22577	338490	133167		
MILLBOARD AND BINDERS BOARD U KINGDOM	LB		6236	884	4164	
400 U STATES		410491	4874512	366849		
		410491	4880748	367733	4165	
PULPBOARD FOR MFR OF WALLBOARD U STATES	LB	3050349	39925582	1962516		
		3050349	39925582	1962516	4166	
PULPBOARD TO WRAP ROLLS PAPER U STATES	LB	432756	4447218	272987		
		432756	4447218	272987	4167	
STRAWBOARD N O P U STATES	LB	4864	190825	14312		
		4864	190825	14312	4168	
PULP BOARD FOR CONTAINERS U STATES	LB	3835840	22607926	1331540		
		3835840	22607926	1331540	4169	
BUILDING AND INSULATING BOARD U KINGDOM	LB		62698	10329		
305 AUSTRIA			75759	7168		
326 FINLAND		238564	2900251	101412		
335 GERMANY W			14667	1095		
375 SWEDEN		502009	2449667	115223		
381 ALASKA			4889	294		
383 HAWAII			23500	3071		
400 U STATES		4271438	35183754	3659044		
		5012011	40713185	3897636		
PULPBOARD OTHER FIBREBOARD N O P U KINGDOM	LB		37125	8522	4170	
335 GERMANY W			2343	89		
344 ITALY			6000	320		
354 NETHERLANDS			3188	542		
375 SWEDEN		19833	22055	1967		
400 U STATES		410663	5285987	739042		
		430496	5356698	750482		
ELECTRIC INSULATING PRESSBOARD U KINGDOM	LB	2332	24370	6149	4171	
400 U STATES		56373	739275	186724		
		58705	763645	192873	4172	
FELTBOARD ROOF FELT NOT COATED U STATES	LB	698110	7547415	222721		
		698110	7547415	222721	4173	
PRESSBOARD N O P U KINGDOM	LB		5517	1694		
375 SWEDEN			4868	476		
400 U STATES		61446	1089645	273519		
		61446	1100030	275689		
SHOEBOARDS U KINGDOM	LB		44888	7753	4174	
335 GERMANY W		757	757	431		
400 U STATES		63205	486228	159846		
		63962	531873	168030	4175	
PAPERBOARD FOR SHOEBOARDS U STATES	LB	91721	550911	88066		
		91721	550911	88066		
GYPSON BOARD LATH ROCK LATH ALASKA	LB		139287	4382	4176	
389 IRELAND			483646	5398		

Articles and Countries from which Imported	MONTH OF NOVEMBER 1954		ELEVEN MONTHS ENDED NOVEMBER 1954		Class Number
	Quantities	Values (\$)	Quantities	Values (\$)	
400 U STATES	930748	15377	19543075	300800	4178
ENAMELLED PAPER	930748	15377	20166008	310580	
100 U KINGDOM	162	2178	162	2178	4179
400 U STATES	5100	641	33046	6444	
CARBON PAPER	5262	2819	33208	8622	4180
100 U KINGDOM	4495	4796	79348	67279	
327 FRANCE			2174	631	4181
335 GERMANY W			445	256	
400 U STATES	29231	22574	276841	208908	4182
ROTOGRAVURE PRINTING PAPER	33726	27370	358808	277074	
400 U STATES			657	151	4183
BOOK PAPER FOR PERIODICALS			657	151	
328 FR AFRICA			11574	1114	4184
400 U STATES			55078	6413	
BOOK PRINTING LITHO PAPER NOP			66652	7527	4185
100 U KINGDOM			58878	13212	
327 FRANCE			800	305	4186
354 NETHRLNDS	2168	557	4487	1108	
400 U STATES	347232	56245	4119130	673469	4187
BOOK PRINTING PAPER COATED NOP	349400	56802	4183295	688094	
100 U KINGDOM			28585	11361	4188
400 U STATES	263473	49784	2421115	547158	
COATED PAPERS FOR PERIODICALS	263473	49784	2449700	558519	4189
400 U STATES	509321	51155	2768344	301300	
COVER PAPERS NOT PASTED COATED	509321	51155	2768344	301300	4190
100 U KINGDOM	15681	7291	37879	21283	
400 U STATES	18300	4998	199209	49938	4191
COVER PAPERS PASTED COATED	33981	12289	237088	71221	
100 U KINGDOM			11534	7597	4192
400 U STATES	28228	10392	312951	115016	
SURFACE COATED PAPER N O P	28228	10392	324485	122613	4193
100 U KINGDOM	7716	7411	89070	68941	
335 GERMANY W			2342	1139	4194
375 SWEDEN			3139	678	
400 U STATES	124475	46250	939511	421781	4195
NEWSPRINT PAPER	132191	53661	1034062	492539	
WAXED PAPER IN PACKAGE FORM					4196
400 U STATES			2963	422	
WAXED PAPER FOR WRAPPING N O P			2963	422	4197
100 U KINGDOM	3264	1338	12425	5115	
400 U STATES	177279	43292	1162601	283935	4198
GREASEPROOF AND GLASSINE PAPER	180543	44630	1175026	289050	
335 GERMANY W			25081	5369	4199
400 U STATES	79665	17869	453369	110758	
TISSUE WRAPPING PAPER	79665	17869	478450	116127	4200
100 U KINGDOM			2861	1135	
305 AUSTRIA			3079	1163	4201
359 NORWAY			22458	3151	
400 U STATES	14124	2747	142190	26043	4202
VEGETABLE PARCHMENT PAPER	14124	2747	170588	31492	
100 U KINGDOM			48841	9509	4203
400 U STATES	15199	4379	68238	19206	
WRAPPING PAPER KRAFT	15199	4379	117079	28715	4204
354 NETHRLNDS			10938	1155	
400 U STATES	383435	29980	3582957	293110	4205
WRAPPING PAPER OILED COATED	383435	29980	3593895	294265	
375 SWEDEN	16561	2549	23340	3669	4206
400 U STATES	59214	25389	798986	200114	
WRAPPING PAPER ALL KINDS N O P	75775	27938	822326	203783	4207
100 U KINGDOM	5384	1115	18993	5341	
335 GERMANY W			410	146	4208
354 NETHRLNDS			21412	4374	
400 U STATES	168570	26136	1249448	178319	4209
DUPLEX BACKING PAPER	173954	27251	1290263	188180	
400 U STATES	76304	35828	667835	280506	4210
IMITATION PARCHMENT WRAPPING	76304	35828	667835	280506	
400 U STATES			4574	629	4211
WRAPPER SHEETS AND HEADS			4574	629	
400 U STATES	3680	334	32130	3240	4212
BOND AND LEDGER PAPERS UNCUT	3680	334	32130	3240	
100 U KINGDOM			16508	6264	4213
400 U STATES	78435	18742	568840	139309	
	78435	18742	585348	145573	

IMPORTS INTO CANADA FOR CONSUMPTION

Articles and Countries from which Imported	MONTH OF NOVEMBER 1954		ELEVEN MONTHS ENDED NOVEMBER 1954		Class Number
	Quantities	Values (\$)	Quantities	Values (\$)	
ENVELOPES					
100 U KINGDOM			250	1336	4202
327 FRANCE			48	265	
344 ITALY			45	418	
375 SWEDEN			200	305	
400 U STATES	1965	10422	18869	103555	
	1965	10422	19412	105879	
ONION SKIN AND MANIFOLD PAPER					
100 U KINGDOM			10129	5940	4203
335 GERMANY W			8299	3402	
400 U STATES	47371	49444	383586	284291	
	47371	49444	402014	294333	
BOXEU PAPER AND PAPETERIES					
100 U KINGDOM			3828	3725	4204
305 AUSTRIA			83	91	
327 FRANCE	1343	325	2353	1368	
376 SWITZRLND			1108	650	
400 U STATES	9482	6355	209719	117134	
	11260	6985	217091	122968	
HAND MADE PAPER					
40 C OR OVER					
100 U KINGDOM			5293	3652	4205
344 ITALY			736	334	
	422	286	6029	3986	
WASTE PAPER					
400 U STATES					
	98477	122869	705269	1027432	4209
	98477	122869	705269	1027432	
ELECTRIC CABLE INSULATG PAPER					
100 U KINGDOM			9854	1904	4210
400 U STATES	149575	67019	1956703	852087	
	149575	67019	1966557	853991	
PHOTDGRAPHERS PAPERS					
100 U KINGDOM				69239	4211
306 BELGIUM		3853		148696	
335 GERMANY W		2629		152493	
347 JAPAN		8646		708	
354 NETHRLNDS				672	
376 SWITZRLND				1024	
400 U STATES		154434		1999678	
		169562		2372510	
BLOTTING PAPER NOT PRINTED					
100 U KINGDOM			5750	1454	4212
400 U STATES	20347	6772	296165	90995	
	20347	6772	301915	92449	
CIGARETTE PAPER UNGUMMED					
400 U STATES					
	201999	101731	2203004	1085140	4213
	201999	101731	2203004	1085140	
CIGARETTE PAPER GUMMED ROLLS					
327 FRANCE			8930	2679	4214
400 U STATES			7912	2924	
			16842	5603	
CIGARETTE PAPERS IN PACKETS					
100 U KINGDOM			65	1167	4215
327 FRANCE	220	4105	14305	166535	
354 NETHRLNDS			20	320	
400 U STATES	74	2146	1200	21988	
	294	6251	15590	190010	
CREPE PAPER DECORATIVE ROLLS					
400 U STATES					
	10272	4162	45521	18945	4216
	10272	4162	45521	18945	
GUMMED PAPER					
100 U KINGDOM			65264	16533	4217
305 AUSTRIA			21437	3244	
400 U STATES	124629	67973	1071186	539579	
	124629	67973	1157887	559356	
HANGINGS DR WALL PAPER					
100 U KINGDOM			77263	14350	4218
335 GERMANY W		1504	3774	1123	
347 JAPAN			330	495	
400 U STATES	25	66	181306	110898	
	18079	12068	262673	126866	
	24414	13638			
PAPER FOR SHOT SHELLS GUN WADS					
400 U STATES					
	37475	7997	492735	111957	4219
	37475	7997	492735	111957	
PAPIERMACHE WARE					
N O P					
100 U KINGDOM			573	743	4220
335 GERMANY W			858	482	
344 ITALY			110	65	
347 JAPAN			8002	1796	
390 GERMANY E			943	365	
400 U STATES	3539	2020	25961	14585	
	3539	2020	36447	18036	
PAPER DECALCOMANIA					
100 U KINGDOM					
400 U STATES					
	298	119	67462	23573	4222
	8018	2572	123440	47096	
	8316	2691	190902	70669	
PAPER MATRIX FOR PRINTING					
100 U KINGDOM					
400 U STATES					
	1975	163	3888	331	4223
	91097	32504	995744	364012	
	93072	32667	999632	364343	
PAPER MATTING					
347 JAPAN					
400 U STATES					
	500	374	10937	4518	4224
	17733	7611	189943	81170	
	18233	7985	200880	85688	
PAPER PHOTO BARYTA COATED					
100 U KINGDOM					
400 U STATES					
	552	360	30767	5787	4225
	129740	42259	1429013	480239	
	130292	42619	1459780	486026	

IMPORTS INTO CANADA FOR CONSUMPTION

Articles and Countries from which Imported	MONTH OF NOVEMBER 1954		ELEVEN MONTHS ENDED NOVEMBER 1954		Class Number
	Quantities	Values (\$)	Quantities	Values (\$)	
SHINGLES OF PAPER OR FELT 400 U STATES	LB 73400	1990	2206658	82274	4226
ROOFING SHEATHING PAPER PREPMD 100 U KINGDOM 381 ALASKA 400 U STATES	LB 73400 700 327698	1990 50 18542	2206658 67882 6997331	82274 3482 442950	4227
TISSUE PAPER N O P 100 U KINGDOM 305 AUSTRIA 335 GERMANY W 359 NORWAY 400 U STATES	LB 328398	18592	7069613	446880	4228
TOILET PAPER 400 U STATES	LB 50391	10425	738452	138993	4229
TOWELS AND NAPKINS PLAIN 100 U KINGDOM 400 U STATES	LB 220927	26989	2694459	311216	4230
WAXED STENCIL PAPER 100 U KINGDOM 305 AUSTRIA 400 U STATES	LB 220927	26989	2694459	311216	4231
ALL KINDS OF PAPER N O P 100 U KINGDOM 306 BELGIUM 327 FRANCE 335 GERMANY W 344 ITALY 354 NETHRLNDS 393 TAIWAN 400 U STATES	LB 16900	10894	374218	315742	4232
TISSUE PAPER FOR STENCILS 400 U STATES	LB 7478	12083	73848	101362	4233
FACIAL TISSUES HANKERCHIEFS 400 U STATES	LB 24378	22977	450275	418653	4234
PAPER NAPKINS N O P 100 U KINGDOM 305 AUSTRIA 318 DENMARK 335 GERMANY W 347 JAPAN 354 NETHRLNDS 400 U STATES	LB 7154	3439	30915	11364	4235
CARBONIZING TISSUE PAPER 100 U KINGDOM 327 FRANCE 400 U STATES	LB 8068	2361	5309	1063	4236
CABLE INSULATING PAPER N O P 100 U KINGDOM 400 U STATES	LB 7131	3226	2378	1083	4237
CASH REGISTER PAPER 400 U STATES	LB 625	231	599	296	4238
FILTER PAPER 100 U KINGDOM 327 FRANCE 335 GERMANY W 400 U STATES	LB 726	1795	982	455	4239
TABULATING PAPER AND STOCK 400 U STATES	LB 726	1795	6770	1432	4240
BAGS AND SACKS OF PAPER 100 U KINGDOM 335 GERMANY W 354 NETHRLNDS 400 U STATES	LB 384044	101446	8005394	1546220	4241
PAPER PROTECTORS FOR PLANTS 100 U KINGDOM 400 U STATES	LB 392189	106762	8053073	1563708	4242
CONTAINERS PAPERBOARD N O P 100 U KINGDOM 231 HONG KONG 327 FRANCE 335 GERMANY W 347 JAPAN 354 NETHRLNDS 376 SWITZRLND 400 U STATES	LB 1616	2419	23065	6570	4243
MILK BOTTLE CAPS OF PAPER 400 U STATES	LB 1616	2419	23065	6570	4244

IMPORTS INTO CANADA FOR CONSUMPTION

Articles and Countries from which Imported	MONTH OF NOVEMBER 1954		ELEVEN MONTHS ENDED NOVEMBER 1954		Class Number
	Quantities	Values (\$)	Quantities	Values (\$)	
PAPER TUBES AND CONES FOR YARN 100 U KINGDOM 306 BELGIUM 335 GERMANY W 400 U STATES	LB 851	254	5313 189 1508	1946 110 1043	4245
	36305	9650	362318	102122	
PAPER PATTERNS BOOT AND SHOE 400 U STATES		7535		30917	4246
		7535		30917	
POCKET SPUTUM CUPS AND REFILLS 400 U STATES				428	4247
				428	
TWINE OR YARN OF PAPER 400 U STATES	LB 95696	19164	820859	176073	4248
	95696	19164	820859	176073	
WINDOW BLINDS OF PAPER					4251
MANUFACTURES OF PAPER N O P 100 U KINGDOM 231 HONG KONG 305 AUSTRIA 306 BELGIUM 317 CZECHOS 318 DENMARK 327 FRANCE 335 GERMANY W 344 ITALY 347 JAPAN 354 NETHRLNDS 359 NORWAY 375 SWEDEN 376 SWITZRLND 390 GERMANY E 400 U STATES		16092 316 73 363 193 1057 252 8795 1390 1731 241		206533 2163 6095 2906 1063 2175 6332 34184 15358 21801 5217 539 5586 2759 6947 434071 465497	4252
PAPER CORES 400 U STATES	LB 264073	20311	2657227	209893	4253
	264073	20311	2657227	209893	
PAPER CUPS DISHES TABLEWARE 100 U KINGDOM 400 U STATES		80 29239		755 248874	4254
		29319		249629	
PAPER DOILIES AND LACE PAPER 100 U KINGDOM 318 DENMARK 400 U STATES	LB 3952	1882	51835	29151	4255
	900	333	8500	3376	
	39739	14340	388839	144576	
	44591	16555	449174	177103	
PAPER NOVELTIES FLOWERS GAMES 100 U KINGDOM 231 HONG KONG 318 DENMARK 327 FRANCE 335 GERMANY W 347 JAPAN 352 MEXICO 375 SWEDEN 390 GERMANY E 400 U STATES		21915 353		98160 563 2022 205 10844 118430 2676 160 50596 198545 69242	4256
PAPER PATTERNS N O P 327 FRANCE 400 U STATES				5185 295908	4257
		13071		301093	
SHIPPING CONTAINERS 100 U KINGDOM 400 U STATES	LB 684291	64818	1250 9861576	285 1056512	4258
	684291	64818	9862826	1056797	
TRAYS FOR PACKAGING APPLES 400 U STATES	LB 23750	3131	82500	10707	4259
	23750	3131	82500	10707	
ARTISTS PROOF ETCHINGS 100 U KINGDOM 327 FRANCE 376 SWITZRLND 400 U STATES				246 140 230 725 1341	4261
ADMIRALTY CHARTS MANUSCRIPTS 100 U KINGDOM 327 FRANCE 376 SWITZRLND 400 U STATES		302		12703 50 507	4262
		16350		82330	
		16652		95590	
BLUEPRINTS MOP AND HYDRO PLANS 100 U KINGDOM 327 FRANCE 344 ITALY 347 JAPAN 376 SWITZRLND 400 U STATES		10683		47018 586 1177 105 554	4263
		346411		2161799	
		357094		2211239	
MUSIC FOR MECHANICAL PIANOS 400 U STATES		50		2644	4264
		50		2644	
MUSIC PRINTED 100 U KINGDOM 327 FRANCE		1212 997		12737 5216	4265

Articles and Countries from which Imported	MONTH OF NOVEMBER 1954		ELEVEN MONTHS ENDED NOVEMBER 1954		Class Number
	Quantities	Values (\$)	Quantities	Values (\$)	
400 U STATES		23002		259853	
NEWSPAPER OR COMIC SECTIONS		25211		277806	
400 U STATES		69043		630835	4266
MAGAZINES NEWSPAPERS UNBOUND		69043		630835	
100 U KINGDOM		12235		102355	4267
231 HONG KONG				60	
306 BELGIUM		10465		88276	
327 FRANCE		11226		370830	
335 GERMANY W		172		454	
344 ITALY		1656		9068	
347 JAPAN				135	
376 SWITZRLNO		1710		5055	
400 U STATES		2133015		23503148	
PHOTOGRAPHS NEWS ILLUSTRATION		2170479		24079381	4268
100 U KINGDOM				210	
400 U STATES		2234		27518	
PHOTOGRAPHS CHROMOS N O P		2234		27728	4269
100 U KINGDOM		4229		54377	
207 UN SO AFR				1116	
231 HONG KONG		450		1312	
305 AUSTRIA		270		1638	
306 BELGIUM		576		970	
314 COLOMBIA				902	
317 CZECHO S		360		360	
318 DENMARK		61		613	
327 FRANCE				2788	
335 GERMANY W		1106		3760	
344 ITALY				788	
347 JAPAN				2180	
352 MEXICO		332		1774	
354 NETHRLNOS		108		3427	
375 SWEDEN		835		3799	
376 SWITZRLNO				5438	
389 IRELAND		904		904	
390 GERMANY E				606	
400 U STATES		272065		2211297	
PHOTOGRAPHS FOR REPRODUCTION		281296		2298049	4271
100 U KINGDOM				785	
327 FRANCE		388		703	
400 U STATES		7166		102589	
TRANSFERS DECALCOMANIA		7554		104077	4272
100 U KINGDOM		915		11305	
347 JAPAN		83		409	
400 U STATES		28976		283875	
PAPER FOR DUPLICATING MACHINES	LB	29974		295589	4290
400 U STATES		24568	18289	233772	
ADVERTISING AND PRINTED MATTER	LB	24568	18289	233772	4291
100 U KINGDOM		23681	26249	334735	366559
231 HONG KONG		100	73	425	280
234 AUSTRALIA		1686	2435	3091	4851
305 AUSTRIA		1403	873	2570	1447
306 BELGIUM		1496	704	22301	5928
317 CZECHO S				2250	1104
318 DENMARK				3176	2706
327 FRANCE		2251	2267	30066	27547
335 GERMANY W		9230	7053	50782	35386
344 ITALY		1129	1231	1924	2515
347 JAPAN				1382	1657
354 NETHRLNOS		10880	9800	26398	26608
359 NORWAY				156	188
375 SWEDEN		348	323	8133	5169
376 SWITZRLNO		3273	2479	22515	28860
381 ALASKA				101	181
400 U STATES		666374	628399	6022463	5996425
PRINTED MATTER N O P		721851	681886	6532468	6507411
100 U KINGDOM			7004		62816
231 HONG KONG			70		313
234 AUSTRALIA			71		665
305 AUSTRIA					573
306 BELGIUM			2519		4730
318 DENMARK					54
327 FRANCE					1517
335 GERMANY W			562		13112
344 ITALY			124		892
347 JAPAN			1060		17472
352 MEXICO			177		177
354 NETHRLNOS			1069		1204
359 NORWAY					62
376 SWITZRLNO			107		2587
381 ALASKA					530
400 U STATES			198402		1980131
CARDS FOR PLAYING	PACK		21165		2086835
100 U KINGDOM		1288	473	7652	3694
305 AUSTRIA		9540	2056	16620	3698
335 GERMANY W				1500	421
344 ITALY				1120	321

IMPORTS INTO CANADA FOR CONSUMPTION

Articles and Countries from which Imported	MONTH OF NOVEMBER 1954		ELEVEN MONTHS ENDED NOVEMBER 1954		Class Number
	Quantities	Values (\$)	Quantities	Values (\$)	
400 U STATES	30370	14901	153110	88277	
HAND MADE DRAWINGS OR DESIGNS	41198	17430	180002	96411	
100 U KINGDOM				1379	4294
400 U STATES		4230		79716	
LABELS TAGS TICKETS		4230		81095	
100 U KINGDOM		587		47828	4295
207 UN SO AFR				149	
232 MALTA				236	
234 AUSTRALIA				324	
327 FRANCE		1104		1999	
335 GERMANY W				931	
344 ITALY				2898	
347 JAPAN		55		738	
354 NETHRLNDS				390	
400 U STATES		74728		548998	
PICTORIAL POST CARDS FOLDERS		76474		604491	
100 U KINGDOM	LB 1270	1061	7051	8979	4296
231 HONG KONG	30	106	30	106	
305 AUSTRIA	148	137	750	1012	
306 BELGIUM	180	240	676	913	
318 DENMARK			35	106	
327 FRANCE	1227	2166	2005	3347	
335 GERMANY W	207	162	621	701	
344 ITALY	75	257	672	1549	
347 JAPAN			138	161	
376 SWITZRLND	96	127	1350	2159	
381 ALASKA			104	117	
400 U STATES	89895	95295	1285962	1038935	
BIBLES PRAYER BOOKS HYMN BOOKS	93128	99551	1299394	1058085	
100 U KINGDOM		29094		341016	4301
215 INDIA				95	
231 HONG KONG		88		458	
234 AUSTRALIA				56	
305 AUSTRIA				265	
306 BELGIUM		27749		266636	
317 CZECHO S				2723	
327 FRANCE		23122		147073	
335 GERMANY W		2369		22096	
344 ITALY		12013		106977	
347 JAPAN		178		310	
352 MEXICO				319	
354 NETHRLNDS		810		4811	
360 ISHAEL				995	
372 SPAIN		490		1915	
376 SWITZRLND				6346	
390 GERMANY E				246	
400 U STATES		255096		2129174	
BLANK BOOKS RULED OR PLAIN		351009		3031511	
100 U KINGDOM		1099		3408	4302
335 GERMANY W				58	
347 JAPAN				287	
400 U STATES		1309		10788	
BOOKS OVER 12 YEARS OLD		2408		14541	
100 U KINGDOM				2796	4303
354 NETHRLNDS				152	
400 U STATES		808		26073	
TEXT BOOKS FOR SCHOOLS COLLEGE		808		29021	
100 U KINGDOM		3195		108827	4305
231 HONG KONG				8992	
306 BELGIUM		1193		11095	
318 DENMARK				347	
326 FINLAND				168	
327 FRANCE		9109		89041	
335 GERMANY W		378		2113	
344 ITALY		804		3536	
354 NETHRLNDS				1475	
360 ISRAEL				973	
376 SWITZRLND				1553	
400 U STATES		276730		3182578	
BOOKS NOVELS FICTION		291409		3410698	
100 U KINGDOM		1035		6341	4306
400 U STATES		8969		136960	
BOOKS SCIENCE FOR LIBRARIES		10004		143301	
100 U KINGDOM		19729		139290	4307
234 AUSTRALIA				524	
236 NEW ZEAL				331	
305 AUSTRIA		50		512	
306 BELGIUM		1797		7077	
318 DENMARK		100		272	
327 FRANCE		6602		29313	
335 GERMANY W		231		1883	
344 ITALY				1194	
354 NETHRLNDS		164		879	
355 INDONESIA				50	
359 NORWAY				3560	
375 SWEDEN		113		802	
376 SWITZRLND				5045	

Articles and Countries from which Imported	MONTH OF NOVEMBER 1954		ELEVEN MONTHS ENDED NOVEMBER 1954		Class Number
	Quantities	Values (\$)	Quantities	Values (\$)	
400 U STATES		394566		4136032	
BOOKS GOVERNMENT ASSOCIATION		423352		4326764	4308
100 U KINGDOM		5799		100093	
215 INDIA				743	
225 TRINIDAD				100	
234 AUSTRALIA		1380		1380	
236 NEW ZEAL				593	
306 BELGIUM				200	
327 FRANCE		1362		31739	
335 GERMANY W		288		6796	
344 ITALY				5276	
354 NETHRLNOS		67		171	
376 SWITZRLNO				228	
400 U STATES		17471		225547	
FREIGHT RATES FOR RAILWAYS		26367		372866	4309
100 U KINGDOM		54		1709	
327 FRANCE				450	
344 ITALY				317	
400 U STATES		2934		27957	
BOOKS PRINTED PERIODICALS NOP		2988		30433	4310
100 U KINGDOM		127326		1267282	
207 UN SO AFR				101	
215 INDIA				4094	
231 HONG KONG				200	
327 FRANCE		89		1675	
335 GERMANY W				3016	
354 NETHRLNOS				4011	
360 ISRAEL				61	
375 SWEDEN		472		4266	
380 USSR		116		2372	
381 ALASKA				197	
400 U STATES		872483		7712167	
BOOKS FOREIGN LANGUAGE		1000486		8999442	4311
100 U KINGDOM		243		6774	
231 HONG KONG		292		1697	
304 ARGENTINA				74	
305 AUSTRIA				896	
306 BELGIUM		18747		130713	
313 CHINA				56	
317 CZECHOS		65		221	
318 DENMARK				819	
326 FINLAND				62	
327 FRANCE		134791		1120693	
335 GERMANY W		3332		11028	
336 GREECE				200	
340 HUNGARY				1186	
341 ICELAND				574	
344 ITALY				3228	
347 JAPAN				1499	
354 NETHRLNDS		894		26550	
372 SPAIN		858		926	
375 SWEDEN		1092		9518	
376 SWITZRLND		800		5578	
380 USSR		53		5438	
388 YUGO SLAV				103	
400 U STATES		18801		231475	
		179968		1559308	

Articles and Countries from which Imported	MONTH OF NOVEMBER 1954		ELEVEN MONTHS ENDED NOVEMBER 1954		Class Number
	Quantities	Values (\$)	Quantities	Values (\$)	
<u>GROUP 5</u>					
<u>IRON AND ITS PRODUCTS</u>					
IRON ORE	309 BRAZIL 350 LIBERIA 400 U STATES	TON 22156 283990 231618 1658675 253774	88351 11603 2934273 3034227	1194361 135202 19080552 20410115	5001
FERRO TUNGSTEN	100 U KINGDOM 366 PORTUGAL 400 U STATES	CWT 221 30957 221 30957	626 221 12 859	90849 30957 3615 125421	5010
PIG IRON FOR AGRIC IMPLEMENTS	400 U STATES	TON 57 3530	922	51148	5011
PIG IRON N O P	100 U KINGDOM 207 UN SO AFR 234 AUSTRALIA 372 SPAIN 400 U STATES	TON 126 4196 341 12333 619 41358 1086 57887	3034 297 675 5912 4322 14240	132432 9908 24566 208194 279122 654222	5012
FERRO MANG UNDER	1 PC SILICON 100 U KINGDOM 400 U STATES	CWT 6230 111506 6230 111506	55341 32041 87382	413859 548520 962379	5013
SILICO MANG OVER	1 PC SILICON 400 U STATES	CWT 229 8247 229 8247	365 365	9665 9665	5014
FERRO SILICON	375 SWEDEN 400 U STATES	CWT	20 4566 4586	267 50610 50877	5015
ALLOYS N O P FOR MFR OF STEEL	100 U KINGDOM 327 FRANCE 375 SWEDEN 400 U STATES	CWT 357 9280 6290 167753 6647 177033	569 395 20 40961 41945	14608 11345 244 1144717 1170914	5018
BILLETS BESSEMER FOR TUBES		TON			5019
INGOTS COGGED BLOOMS	SLABS N O P 100 U KINGDOM 335 GERMANY W 400 U STATES	TON 3 1345 93 12504 96 13849	94 1 1621 1716	35023 101 162469 197593	5020
INGOTS NOT LESS THAN 3 CTS LB	100 U KINGDOM 306 BELGIUM 400 U STATES	TON 206 63087 206 63087	1 999 1275 2275	773 60629 359722 421124	5021
INGOTS FOR FORGINGS	INGOTS N O P 400 U STATES	TON 70 6446 70 6446	916 916	100363 100363	5022
SPONGE IRON	400 U STATES	TON 1 253 1 253	93 93	10534 10534	5024
CAST SCRAP	400 U STATES	TON 6706 193901 6706 193901	37623 37623	1044381 1044381	5031
WROUGHT SCRAP	100 U KINGDOM 234 AUSTRALIA 327 FRANCE 400 U STATES	TON 11053 475779 1488 43043 12541 518822	28 2 11053 10001 21084	407 957 475779 319496 796639	5032
TIN PLATE SCRAP	400 U STATES	TON	839 839	22415 22415	5033
AXLES FOR RAILWAY VEHICLES	400 U STATES		1264 1264	26651 26651	5041
AXLES FOR VEHICLES N O P	100 U KINGDOM 400 U STATES		2087 2087	156 48992 49140	5042
AXLES N O P	100 U KINGDOM 400 U STATES		3353 3353	772 32355 33127	5043
CASTINGS FOR AGRIC IMPLEMENTS	306 BELGIUM 400 U STATES		40565 40565	10461 357267 367728	5044
INGOT MOULDS FOR STEEL	400 U STATES		13683 13683	875842 875842	5045
MOULDS N O P	400 U STATES		6670 6670	168050 168050	5046

IMPORTS INTO CANADA FOR CONSUMPTION

Articles and Countries from which Imported	MONTH OF NOVEMBER 1954		ELEVEN MONTHS ENDED NOVEMBER 1954		Class Number
	Quantities	Values (\$)	Quantities	Values (\$)	
CASTINGS MALLEABLE N O P 100 U KINGDOM 327 FRANCE 335 GERMANY W 400 U STATES	CWT 90 3836 3926	774 70109 70883	34 295 297 36462	759 5096 2569 714732	5047
CASTINGS NON MALLEABLE N O P 100 U KINGDOM 376 SWITZRLND 381 ALASKA 400 U STATES	CWT 5 1336 1341	82 22400 22482	56 524 8 19960	1431 10635 103 326090	5048
CASTINGS OF STEEL N O P 100 U KINGDOM 306 BELGIUM 327 FRANCE 359 NORWAY 376 SWITZRLND 400 U STATES	CWT 820 51 882 1903 3656	16826 2423 16250 47035 82534	294 820 720 4673 457 20410 27374	3692 16826 23465 99152 25255 543341 711731	5049
FORGINGS N O P 100 U KINGDOM 306 BELGIUM 335 GERMANY W 375 SWEDEN 400 U STATES		9225 194385 203610		98463 3880 2350 3201 1339415 1447309	5050
FORGINGS HOLLOW AND 20 TONS 100 U KINGDOM 335 GERMANY W 400 U STATES		28140 29862 58002		566562 10600 219162 796324	5051
PISTON RING CASTINGS ROUGH 100 U KINGDOM 400 U STATES				1924 122249 9884 124173	5052
CASTINGS FOR RAILWAY VEHICLES 400 U STATES				82930 163535 82930 163535	5054
TIRES STEEL ROUGH RAILWAY 100 U KINGDOM 400 U STATES	CWT 1852 198 2050	20422 1494 21916	29966 2408 32374	279345 18308 297653	5055
FORGINGS FOR SURGICAL INSTR					5056
STEEL WHEELS FOR RAILWAYS 100 U KINGDOM 400 U STATES		99111 19909 119020		2937049 130052 3067101	5057
FORGED GOLF CLUB HEADS 234 AUSTRALIA 400 U STATES				1351 60241 8344 61592	5058
SEMI FINISHED PISTON CASTINGS 100 U KINGDOM 400 U STATES				2228 25302 27530	5059
BARS BILLETS HOT ROLLED N O P 100 U KINGDOM 306 BELGIUM 318 DENMARK 327 FRANCE 335 GERMANY W 354 NETHRLNDS 400 U STATES	CWT 224 14959 935 1128 17246	888 57644 3429 3596 65557	20888 80348 394 16923 440 4408 25160 148561	81762 299631 1496 61640 1556 14848 70511 531444	5071
BARS BILLETS COLO ROLLED N O P 100 U KINGDOM 305 AUSTRIA 306 BELGIUM 327 FRANCE 335 GERMANY W 375 SWEDEN 381 ALASKA 400 U STATES	CWT 5643 59 186 14 288 7125 13315	44557 686 1244 325 3107 79015 128934	24288 85 4181 8416 746 2975 26 82201 122918	209282 1125 24966 47792 7336 22955 304 934806 1248566	5072
BARS BILLETS H R ACTS AND OVER 100 U KINGDOM 305 AUSTRIA 306 BELGIUM 327 FRANCE 335 GERMANY W 347 JAPAN 381 ALASKA 400 U STATES	CWT 3463 256 2143 734 43150 49746	32578 4640 9696 3668 301908 352490	63404 1451 33541 265 326 734 37 422913 522671	713375 26395 155691 1122 4338 3668 462 3210328 4115379	5073
BARS BILLETS HAMMERED N O P 100 U KINGDOM 306 BELGIUM 335 GERMANY W 400 U STATES	CWT 3 11 48 62	49 304 2306 2659	91 3184 11 1169 4455	1024 11750 304 36393 49471	5074
BARS HOT ROLLED FOR SHAFTING	CWT				5075
BARS SHEETS STRIP FOR SHOVELS	CWT				5076

Articles and Countries from which Imported	MONTH OF NOVEMBER 1954		ELEVEN MONTHS ENDED NOVEMBER 1954		Class Number
	Quantities	Values (\$)	Quantities	Values (\$)	
BARS RODS FOR AGRIC IMPLEMENTS 400 U STATES	CWT 7789	55727	92064	597423	5077
RAILWAY RAILS N O P 100 U KINGDOM 306 BELGIUM 335 GERMANY W 400 U STATES	TON 307	21908	14346	1265805	5078
STEEL GROOVED TRAMWAY RAILS 400 U STATES	TON 409	45527	409	45527	5079
BARS HOT R ROUNDS AND SQUARES 100 U KINGDOM 306 BELGIUM 306 BELGIUM 400 U STATES	CWT 479	3992	12192	82109	5081
RODS FOR HORSESHOE NAILS	CWT				5101
RODS FOR MANUFACTURE OF CHAIN 306 BELGIUM 400 U STATES	CWT		648	2973	5102
RODS NOT OVER 375 IN FOR WIRE 100 U KINGDOM 306 BELGIUM 335 GERMANY W 400 U STATES	CWT 1836	13596	34474	238645	5103
WELDING RODS OF ALL KINDS 100 U KINGDOM 335 GERMANY W 375 SWEODEN 381 ALASKA 400 U STATES	CWT 6308	203329	85736	1991424	5104
BLANKS FOR MILLING CUTTERS 400 U STATES	CWT 2	197	134	4518	5111
STRIP HOT R 080 INCH OR LESS 100 U KINGDOM 306 BELGIUM 400 U STATES	CWT 1397	6415	5782	26274	5112
STRIP HOT R OVER 080 INCH 100 U KINGDOM 306 BELGIUM 327 FRANCE 400 U STATES	CWT 4389	18589	14166	61834	5113
STRIP COLD R 080 INCH OR LESS 100 U KINGDOM 306 BELGIUM 354 NETHRLNDS 375 SWEODEN 400 U STATES	CWT 201	1568	4392	33096	5114
STRIP COLD R OVER 080 INCH 100 U KINGDOM 375 SWEODEN 400 U STATES	CWT 10	97	461	3172	5115
STRIP HOT R FOR COLD ROLLING 400 U STATES	CWT 834	4890	3054	17761	5116
STRIP FOR MANUFACTURE OF MATS 400 U STATES	CWT		659	4827	5117
STRIP COLD ROLLED FOR 000R8 100 U KINGDOM	CWT		2809	26573	5118
HOOP TAG METAL FOR LACES			2809	26573	5119
HOOP STEEL FOR COOPERAGE 100 U KINGDOM 400 U STATES	CWT 2444	19046	14118	111639	5120
PLATES 66 INCHES WIDE OR LESS 100 U KINGDOM 306 BELGIUM 335 GERMANY W 347 JAPAN 400 U STATES	CWT 2051	8772	36758	164245	5121
PLATES OVER 66 INS LESS 78 INS 100 U KINGDOM 306 BELGIUM 335 GERMANY W 347 JAPAN 400 U STATES	CWT 21264	92738	258509	1199509	5122
PLATES FLANGED CURVED N O P 100 U KINGDOM 400 U STATES	CWT 155	14584	155	14584	5123

Articles and Countries from which Imported	MONTH OF NOVEMBER 1954		ELEVEN MONTHS ENDED NOVEMBER 1954		Class Number
	Quantities	Values (\$)	Quantities	Values (\$)	
PLATES FOR BOILERS DIGESTERS 100 U KINGDOM 400 U STATES	CWT		364	2238	5124
	5513	30019	93545	660043	
	5513	30019	93909	662281	
PLATES STEEL CHEQUER SURFACE 100 U KINGDOM 400 U STATES	CWT		8889	46850	5125
	2278	11965	158813	832939	
	13361	70764	167702	879789	
	15639	82729			
SHEETS OVER 080 INCH THICK MOP 100 U KINGDOM 306 BELGIUM 347 JAPAN 400 U STATES	CWT		1021	6204	5126
	601	2705	1568	7103	
			625	2842	
	46208	222161	490361	2363779	
	46809	224866	493575	2379928	
SHEETS 080 INCH OR LESS M O P 100 U KINGDOM 335 GERMANY W 400 U STATES	CWT		47716	296794	5127
	2883	17535	17	112	
	64178	344524	680116	3850281	
	67061	362059	727849	4147187	
SHEET OR STRIP FOR TIN PLATE 400 U STATES	CWT		2445	11052	5128
			2445	11052	
SHEETS FOR MFR OF HOLLOW WARE 100 U KINGDOM 400 U STATES	CWT		7043	45839	5129
	10766	68584	101967	647959	
	10766	68584	109010	693798	
SHEETS BLUE FOR HEATING APP 400 U STATES	CWT		1206	8676	5130
			1206	8676	
SHEETS 075 SILICON FOR ELEC APP 100 U KINGDOM 400 U STATES	CWT		5717	52076	5131
	1620	14286	348888	4582473	
	32987	447453	354605	4634549	
	34607	461739			
SHEETS 50 PER POUND OR OVER 100 U KINGDOM 306 BELGIUM 335 GERMANY W 347 JAPAN 375 SWEDEN 376 SWITZRLMO 400 U STATES	CWT		105118	619943	5132
	8796	53085	1405	7488	
			100	630	
			1953	10488	
			24	635	
			68	835	
	61208	394219	810974	5410472	
	70004	447304	919642	6050491	
SHEETS RUST PROOF OVER 5 CTS 100 U KINGDOM 306 BELGIUM 335 GERMANY W 375 SWEDEN 400 U STATES	CWT		36422	1489810	5133
	2646	117473	456	2645	
			17	526	
	119	5498	1669	79723	
	11082	379529	139566	5619540	
	13847	502500	178130	7192244	
SHEETS CORRUGATED AND PEBBLED 100 U KINGDOM 335 GERMANY W 400 U STATES	CWT		418	4511	5134
	76	706	7	185	
	7327	49779	116585	811299	
	7403	50485	117010	815995	
SHEETS COATED WITH PAINT TAR 100 U KINGDOM 335 GERMANY W 400 U STATES	CWT		410	4617	5135
			38	465	
	14845	145010	143483	1354403	
	14845	145010	143931	1359485	
SHEETS COATED WITH ENAMEL 400 U STATES	CWT				5136
	59	2063	2966	41159	
	59	2063	2966	41159	
SHEETS COATED WITH TIN 100 U KINGDOM 400 U STATES	CWT		139037	1177492	5137
	535	8379	4114	317997	
	2238	11572	180151	1495489	
	2773	19951			
SHEETS COATED WITH METAL N O P 100 U KINGDOM 335 GERMANY W 400 U STATES	CWT		312	9172	5139
			1141	22528	
	632	31106	17734	420162	
	632	31106	19187	451862	
SHEETS COATED WITH ZINC N O P 100 U KINGDOM 306 BELGIUM 335 GERMANY W 400 U STATES	CWT		34922	298881	5140
	1757	15017	428	4665	
			266	4167	
	17822	158778	359529	2832713	
	19579	173795	395145	3140426	
SHEETS FOR COATING WITH METALS	CWT				5141
SHEETS SHAPED FOR AGRIC IMPL 400 U STATES	CWT				5142
	1808	24905	5056	62648	
	1808	24905	5056	62648	
SHEETS FOR MFR BUCKLE CLASPS 100 U KINGDOM 400 U STATES	CWT		1405	14756	5143
	432	3188	10370	125924	
	500	10265	11775	140680	
	932	13453			
SHEETS COLD ROLLED FOR HINGES 400 U STATES	CWT				5144
	426	3848	6628	56495	
	426	3848	6628	56495	
SHEETS FOR MFR OF SAOOLERY 400 U STATES	CWT		187	3973	5145
	100	3495	187	3973	
	100	3495			
SHEETS TEMPERED FOR SAWS 100 U KINGDOM 375 SWEDEN 400 U STATES	CWT		105	2901	5146
	21	997	1127	65719	
	202	11402	1782	100546	
	85	4840			
	308	17239	3014	169166	

Articles and Countries from which Imported	MONTH OF NOVEMBER 1954		ELEVEN MONTHS ENDED NOVEMBER 1954		Class Number
	Quantities	Values (\$)	Quantities	Values (\$)	
SHEETS NOT TEMPERED FOR SAWS 100 U KINGDOM 375 SWEDEN 400 U STATES	CWT 139 1943 2082	5977 68666 74643	469 697 15729 16895	9850 29008 582318 621176	5147
SHEETS COLD ROLLED FOR PIPE 400 U STATES	CWT 5099 5099	28370 28370	190676 190676	1041902 1041902	5148
SKELP 14 INS OR LESS FOR PIPE 306 BELGIUM 335 GERMANY W 400 U STATES	CWT 61831 22341 125007 209179	246351 98498 545966 890815	162837 22341 808335 993513	645411 98498 3426293 4170202	5149
SKELP OVER 14 INS FOR PIPE 306 BELGIUM 400 U STATES	CWT 5553 3934 9487	22391 16790 39181	5553 148023 153576	22391 633152 655543	5150
HOT R STRIP FOR MOTOR VEHICLES 400 U STATES	CWT 238 238	1369 1369	175760 175760	947648 947648	5151
WROUGHT OR PUDDLED IRON BILLET	CWT				5152
HOOP STRIP BESSEMER FOR HINGES 306 BELGIUM 400 U STATES	CWT 2140 2140	9048 9048	2140 3534 5674	9048 11908 20956	5153
PLATES 78 INCHES AND OVER 100 U KINGDOM 347 JAPAN 400 U STATES	CWT 1591 1422 11295 14308	7083 7037 52498 66618	118709 1924 264412 385045	545855 9460 1178926 1734241	5154
SHEETS COATED LEAD AND TIN 400 U STATES	CWT 5598 5598	41652 41652	103634 103634	779965 779965	5157
ANGLES BEAMS 35 LBS OR OVER 100 U KINGDOM 306 BELGIUM 327 FRANCE 335 GERMANY W 400 U STATES	CWT 24330 37255 6731 14462 390447 473225	98449 149098 30201 61453 1829609 2168810	206661 219190 209959 43357 3847868 4527035	853713 938999 977148 186068 17706885 20662613	5161
ANGLER BEAMS N O P 100 U KINGDOM 306 BELGIUM 327 FRANCE 335 GERMANY W 375 SWEDEN 381 ALASKA 400 U STATES	CWT 2746 57430 10714 102 29802 100794	13063 221569 40617 756 170032 446037	16783 361358 155256 13926 527312 1074761	86895 1409643 523870 60583 2826 293 2877074 4961184	5162
ANGLES ORILLED 100 U KINGDOM 327 FRANCE 344 ITALY 381 ALASKA 400 U STATES	CWT 175 2465 2640	2007 60857 62864	2294 485 54232 20 30177 87208	31878 3693 515215 499 447266 998551	5163
BEAMS UNOER 5 1 HALF LB PER YD 306 BELGIUM 400 U STATES	CWT 8867 8867	44073 44073	69 114679 114748	265 559377 559642	5164
MASTS ANGLES PLATES FOR SHIPS 100 U KINGDOM 306 BELGIUM 347 JAPAN 400 U STATES	CWT 8983 13408 22391	45516 65764 111280	37625 717 204 265119 303665	210065 3159 1101 1229518 1443843	5165
SASH OR CASEMENT SECTIONS 100 U KINGDOM 306 BELGIUM 400 U STATES	CWT 1513 184 5520 7217	7503 1099 44955 53557	5277 1075 46651 53003	27974 6359 379868 414201	5166
SHAPES 35 LBS PER YARD OR OVER 100 U KINGDOM 306 BELGIUM 327 FRANCE 400 U STATES	CWT 197 1044 6290 7531	887 3839 31729 36455	9563 11498 12192 131566 164819	40423 47242 46934 615874 750473	5167
SILL SECTIONS FOR RAILWAY CARS 400 U STATES	CWT		208 208	1016 1016	5168
PIPE CAST 5 CTS PER LB OR LESS 100 U KINGDOM 335 GERMANY W 400 U STATES	CWT 13076 13076	51284 51284	590583 739 5219 596541	2105927 3594 24397 2133918	5181
PIPE CAST N O P 100 U KINGDOM 381 ALASKA 400 U STATES	CWT 1856 585 2441	10443 11078 21521	54685 264 10967 65916	566671 1784 160932 729387	5182
PIPE TUBES FOR BOILERS 100 U KINGDOM 335 GERMANY W 375 SWEDEN 376 SWITZRLND		103311 4120		791808 15573 9397 25808	5183

Articles and Countries from which Imported	MONTH OF NOVEMBER 1954		ELEVEN MONTHS ENDED NOVEMBER 1954		Class Number
	Quantities	Values (\$)	Quantities	Values (\$)	
400 U STATES		119680		1623867	
PIPE BEOSTEAD BRASS TRIMMINGS		227111		2466453	5184
PIPE WROUGHT 2 ONE HALF INCHES					
100 U KINGDOM				1015	5185
327 FRANCE				2424	
375 SWEDEN				537	
400 U STATES		28940		55597	
PIPE SEAMLESS 5 CTS PER LB NOP		28940		59573	5186
100 U KINGDOM		54264		693229	
335 GERMANY W				177	
375 SWEDEN		34277		272959	
381 ALASKA				353	
400 U STATES		302967		3021450	
PIPE WROUGHT OVER 10 1 HALF IN		391508		3988168	5187
100 U KINGDOM		1161		734902	
335 GERMANY W				59342	
344 ITALY				7444	
381 ALASKA				20716	
400 U STATES		93106		15829820	
PIPE WROUGHT LESS 10 1 HALF IN		94267		16652224	5188
100 U KINGDOM		46240		1845521	
306 BELGIUM				20889	
327 FRANCE		8582		31410	
335 GERMANY W		120205		181344	
354 NETHRLNDS		1332		8478	
375 SWEDEN				245	
381 ALASKA				1896	
400 U STATES		245204		4040898	
TUBES WROUGHT COATED HALF INCH		421563		6130681	5190
400 U STATES		15137		141913	
PIPE WROUGHT N O P		15137		141913	5191
100 U KINGDOM				8773	
335 GERMANY W				1240	
381 ALASKA				346	
400 U STATES		141740		644524	
PIPE FITTINGS COUPLINGS N O P		141740		654883	5192
100 U KINGDOM		8809		325751	
327 FRANCE		530		2147	
335 GERMANY W		7883		93491	
347 JAPAN		11180		135230	
381 ALASKA				28621	
400 U STATES		357534		3897853	
PIPE SEAMLESS COLO DR POLISHED		385936		4483093	5193
100 U KINGDOM		96		33285	
400 U STATES		1040		7090	
TUBING STEEL FOR FISHING RODS		1136		40375	5194
400 U STATES				4824	
CASING GAS WATER OR OIL WELL				4824	5195
100 U KINGDOM		137560		2459190	
306 BELGIUM		39964		247632	
327 FRANCE		99681		159802	
335 GERMANY W		49261		1086128	
344 ITALY				885007	
347 JAPAN		134999		810494	
354 NETHRLNDS				59401	
400 U STATES		883033		10835265	
PIPE FITTINGS WELDING TYPE		1344498		16542919	5196
100 U KINGDOM		4277		101766	
335 GERMANY W		10761		65218	
381 ALASKA				5339	
400 U STATES		100164		770584	
PIPE FOR WELDING TYPE FITTINGS		115202		942907	5197
100 U KINGDOM				32885	
400 U STATES		53510		521945	
WIRE BARBED FENCING	CWT	53510		554830	5201
100 U KINGDOM	434	3992	8600	61925	
306 BELGIUM	1295	7455	15963	93189	
335 GERMANY W			7218	41458	
347 JAPAN			485	3156	
400 U STATES			5821	41219	
WIRE FLAT QUARTER INCH OR LESS	CWT	1729	38087	240947	5203
100 U KINGDOM	82	902	855	11893	
335 GERMANY W			123	1964	
400 U STATES	389	7150	3406	67894	
WIRE ZINC COATED	CWT	471	4384	81751	5204
100 U KINGDOM	1169	10259	8353	69364	
234 AUSTRALIA			669	4460	
306 BELGIUM			716	5322	
327 FRANCE			305	1825	
335 GERMANY W	325	4377	14496	97233	

Articles and Countries from which Imported	MONTH OF NOVEMBER 1954		ELEVEN MONTHS ENDED NOVEMBER 1954		Class Number
	Quantities	Values (\$)	Quantities	Values (\$)	
400 U STATES	1095	20048	18972	272476	5205
WIRE COATED NOP OR COVERED	2589	34684	43511	450680	
100 U KINGDOM	CWT 61	1459	1219	22198	5206
306 BELGIUM			248	1917	
335 GERMANY W	76	1226	255	4194	5207
347 JAPAN			3	84	
359 NORWAY			64	1186	5208
400 U STATES	243	8848	4786	147307	
WIRE ROPE FOR RIGGING SHIPS	380	11533	6575	176886	5209
100 U KINGDOM	CWT		139	2457	
335 GERMANY W			51	888	5210
354 NETHRLNDS	215	3063	215	3063	
400 U STATES	6	76	447	5513	5211
WIRE ROPE CABLE NOP IRON STEEL	221	3139	852	11921	
100 U KINGDOM	CWT 1286	30171	33872	620708	5212
306 BELGIUM			2313	29237	
318 DENMARK			16	188	5213
335 GERMANY W	2455	33736	15070	183785	
354 NETHRLNDS	118	1807	4829	70504	5214
359 NORWAY			77	1329	
375 SWEDEN	43	847	48	1297	5215
381 ALASKA			86	3244	
400 U STATES	4686	87582	41811	664132	5216
WIRE FOR UPHOLSTERY SPRINGS	8588	154143	98122	1574424	
400 U STATES	CWT 1594	13186	28335	225873	5217
WIRE FOR CORSET STEELS	1594	13186	28335	225873	
100 U KINGDOM	CWT 10	353	170	6327	5218
400 U STATES	159	8056	1483	63989	
WIRE FOR MFR OF WIRE ROPE	169	8409	1653	70316	5219
100 U KINGDOM	CWT 9551	99071	155214	1583260	
306 BELGIUM	153	1795	153	1795	5220
335 GERMANY W			416	3836	
359 NORWAY			1417	14732	5221
400 U STATES	7309	97600	50060	651444	
WIRE COMMERCIAL FISHING N O P	17013	198466	207260	2255067	5222
100 U KINGDOM				126909	
306 BELGIUM				26850	5223
335 GERMANY W				420	
354 NETHRLNDS				158	5224
400 U STATES				8955	
WIRE FOR MFR CARD CLOTHING	CWT 17	431	144	3814	5225
100 U KINGDOM			28	1012	
400 U STATES	17	431	172	4826	5226
WIRE OF IRON OR STEEL N O P	CWT 1736	14556	12589	149928	
100 U KINGDOM	970	5842	9201	57779	5227
306 BELGIUM	1212	5419	5478	24615	
327 FRANCE	40	881	831	10666	5228
335 GERMANY W			3920	20991	
354 NETHRLNDS			326	10480	5229
375 SWEDEN	4835	82559	60164	893107	
400 U STATES	8793	109257	92509	1167566	5230
WIRE FENCING NOT LESS 080 INCH		2319		29710	
100 U KINGDOM				1586	5231
306 BELGIUM				213	
335 GERMANY W		625		102952	5232
400 U STATES		2944		134461	
WIRE FENCING WOVEN N O P				21362	5233
100 U KINGDOM				8490	
305 AUSTRIA				783	5234
306 BELGIUM				226	
335 GERMANY W		226		88218	5235
400 U STATES		2894		119779	
NETTING FOR FUR FARMS		3120			5236
100 U KINGDOM				6123	
400 U STATES				297	5237
WIRE SCREENS DOORS WINDOWS				6420	
100 U KINGDOM				327	5238
335 GERMANY W				1594	
400 U STATES		5618		86475	5239
WIRE MESH IN ACETATE FILM		5618		88396	
100 U KINGDOM				31672	5240
400 U STATES		1737		20784	
WIRE CLOTH		1737		52456	5241
100 U KINGDOM		1090		10004	
335 GERMANY W		964		20950	5242
347 JAPAN				7262	
354 NETHRLNDS		8944		21450	5243
400 U STATES		15759		222734	
WIRE NETTING		26757		282400	5244
100 U KINGDOM				108020	

Articles and Countries from which Imported	MONTH OF NOVEMBER 1954		ELEVEN MONTHS ENDED NOVEMBER 1954		Class Number
	Quantities	Values (\$)	Quantities	Values (\$)	
306 BELGIUM				23725	
335 GERMANY W		778		27043	
347 JAPAN				37054	
354 NETHRLNDS		836		2890	
400 U STATES		1905		191792	
		3519		390524	
WIRE RUSTPROOF FOR FISHING					5222
100 U KINGDOM				221	
400 U STATES				9446	
				9667	
WIRE ROPE FOR WELL DRILLING					5223
335 GERMANY W				8579	
400 U STATES				103033	
				111612	
WELDED WIRE FABRIC REINFORCING	CWT				5224
100 U KINGDOM	5168	38243	29594	206374	
306 BELGIUM	439	2539	11087	66331	
381 ALASKA			251	1925	
400 U STATES	9898	76152	77944	608563	
	15505	116934	118876	883193	
CABLE CHAIN FOR SHIPS	CWT				5231
100 U KINGDOM	50	855	7452	139112	
327 FRANCE			345	3790	
400 U STATES	813	40406	6738	182462	
	863	41261	14535	325364	
COIL CHAIN 9 EIGHTHS AND OVER	CWT				5232
100 U KINGDOM	2952	18016	8408	68105	
335 GERMANY W			680	2083	
354 NETHRLNDS			7	130	
400 U STATES	481	6930	3812	56299	
	3433	24946	12907	126617	
COIL CHAIN UNDER 9 EIGHTHS IN	CWT				5233
100 U KINGDOM	176	2658	2899	49652	
306 BELGIUM			220	2341	
335 GERMANY W	119	1174	3901	34360	
354 NETHRLNDS			24	429	
400 U STATES	384	12800	3114	80087	
	679	16632	10158	166869	
SPROCKET CHAIN FOR AGRIC IMPL					5234
100 U KINGDOM				277	
335 GERMANY W				73131	
400 U STATES		18094		694188	
		18094		767526	
SILENT CHAIN ROLLER CHAIN					5235
100 U KINGDOM		14069		206703	
317 CZECHO S				997	
327 FRANCE				90	
335 GERMANY W		1346		12492	
400 U STATES		99376		818118	
		114791		1038400	
CHAINS N O P					5236
100 U KINGDOM		5699		68001	
327 FRANCE				258	
335 GERMANY W		877		9226	
375 SWEDEN				1151	
400 U STATES		95247		633558	
		101823		712194	
DIESEL ENGINE PARTS N O P					5240
100 U KINGDOM		31240		446885	
306 BELGIUM				876	
318 DENMARK		461		5961	
338 GERMANY W		159		23746	
344 ITALY		3573		8482	
354 NETHRLNDS				3214	
359 NORWAY				4966	
375 SWEDEN		1032		10807	
376 SWITZRLND		1420		38120	
381 ALASKA				13670	
400 U STATES		642083		7158453	
		679968		7715180	
BOILERS AND PARTS N O P					5241
100 U KINGDOM		87		96766	
335 GERMANY W				3292	
381 ALASKA				25276	
400 U STATES		160102		1791176	
		160189		1916510	
AUTOMOBILE ENGINES AND PARTS	NO				5242
100 U KINGDOM		12236	87	167789	
335 GERMANY W			21	6273	
344 ITALY				348	
381 ALASKA			1	424	
400 U STATES	583	751467	8640	9027135	
	583	763703	8749	9201969	
ENGINES DIESEL SEMI DIESEL	NO				5243
100 U KINGDOM	29	84834	715	1223522	
318 DENMARK			2	10316	
335 GERMANY W	3	1342	24	30958	
359 NORWAY			2	15961	
375 SWEDEN			4	4891	
381 ALASKA			5	90997	
400 U STATES	221	1257943	2385	10102105	
	253	1344119	3137	11478750	
ENGINES GAS MARINE AND PARTS	NO				5244
100 U KINGDOM		1766	47	76901	
318 DENMARK				169	
381 ALASKA				149	

Articles and Countries from which Imported	MONTH OF NOVEMBER 1954		ELEVEN MONTHS ENDED NOVEMBER 1954		Class Number
	Quantities	Values (\$)	Quantities	Values (\$)	
400 U STATES	70	78294	876	857164	
ENGINES MOTOR TRUCK AND PARTS	NO		923	934383	5245
100 U KINGDOM		2452	57	122813	
335 GERMANY W		359	2	5903	
381 ALASKA			1	248	
400 U STATES	580	442706	7250	5910486	
ENGINES FISHING BOAT AND PARTS	580	445517	7310	6039450	5246
100 U KINGDOM	NO		9	5043	
400 U STATES	4	1960	121	70095	
PARTS OF AIRCRAFT ENGINES	4	1960	130	75138	5248
100 U KINGDOM		324216		4554709	
234 AUSTRALIA				2726	
354 NETHRLNDS				268	
400 U STATES		1431198		15556577	
OUTBOARD MOTORS AND PARTS		1755414		20114280	5250
100 U KINGDOM	NO				
381 ALASKA	1	158	95	14016	
400 U STATES			2	523	
ENGINES UP TO 1 AND 1 HALF H P	174	157484	10576	3496440	5251
100 U KINGDOM	175	157642	10673	3510979	
400 U STATES					
ENGINES GAS M O P AND PARTS	NO				5252
100 U KINGDOM	4	7316	123	54920	
335 GERMANY W				769	
376 SWITZRLND			1	248046	
381 ALASKA			2	516	
400 U STATES	1520	288298	37404	5890230	
ENGINES STEAM N O P AND PARTS	1524	295614	37530	6194481	5253
100 U KINGDOM	NO				
376 SWITZRLND	1	37098	8	366912	
400 U STATES			1	47541	
FIRE ENGINES MACHINES AND PTS	30	71695	314	841766	5254
100 U KINGDOM	31	108793	323	1256219	
354 NETHRLNDS					
400 U STATES	4	24674	247	542447	
LOCOMOTIVES RAILWAY N O P	4	24828	284	558925	5255
400 U STATES	NO				
LOCOMOTIVE CHASSIS TOPS WHEELS	2	11700	13	72962	5256
100 U KINGDOM	2	11700	13	72962	
306 BELGIUM					
400 U STATES					
LOCOMOTIVES SAWMILL MINING		113057		864740	5257
100 U KINGDOM	NO				
400 U STATES	1	7750	13	193517	
ENGINES AIRCRAFT UP TO 200 HP	4	108368	130	1387016	5258
400 U STATES	5	116118	143	1580533	
ENGINES AIRCRAFT 201 TO 500 HP	NO				5259
100 U KINGDOM	16	14125	170	196495	
400 U STATES	16	14125	170	196495	
ENGINES AIRCRAFT 501 TO 1000HP	NO				5260
100 U KINGDOM	6	19354	77	176532	
400 U STATES	6	19354	85	208692	
ENGINES AIRCRAFT OVER 1000 HP	NO				5261
100 U KINGDOM	9	80519	72	596688	
400 U STATES	9	80519	72	596688	
CREAM SEPARATOR PARTS	NO				5290
100 U KINGDOM					
318 DENMARK		60		384	
326 FINLAND				1980	
335 GERMANY W				1008	
375 SWEDEN		681		1841	
400 U STATES		1518		20359	
CREAM SEPARATORS		4064		76686	5292
100 U KINGDOM	NO				
318 DENMARK					
326 FINLAND					
335 GERMANY W					
375 SWEDEN					
400 U STATES		6323		102258	
MILK CLARIFIERS AND PARTS	NO				5293
375 SWEDEN					
400 U STATES					
MILKING MACHINES AND PARTS					5294
100 U KINGDOM					
400 U STATES					
PASTEURIZERS DAIRY AND PARTS					5295
100 U KINGDOM					

IMPORTS INTO CANADA FOR CONSUMPTION

Articles and Countries from which Imported	MONTH OF NOVEMBER 1954		ELEVEN MONTHS ENDED NOVEMBER 1954		Class Number
	Quantities	Values (\$)	Quantities	Values (\$)	
236 NEW ZEAL				89	
335 GERMANY W			1	4106	
375 SWEDEN			2	34643	
400 U STATES	6	16410	552	338485	
POWER DAIRY MACHINERY	12	26432	625	530951	5296
100 U KINGDOM		12180		99146	
318 DENMARK				67	
335 GERMANY W				20804	
375 SWEDEN				77	
376 SWITZRLND				20855	
400 U STATES		90842		1472858	
FORKS PRONGED		103022		1613807	
DOZ					5301
100 U KINGDOM	65	362	182	1120	
335 GERMANY W	301	1460	1501	8364	
375 SWEDEN			254	3607	
400 U STATES	22	491	2473	38378	
HARVESTERS AND PARTS	388	2313	4410	51469	
NO					5302
100 U KINGDOM				3665	
400 U STATES	14	26442	3332	2244967	
HAY LOADERS AND PARTS	14	26442	3332	2248632	
NO					5303
100 U KINGDOM			64	16702	
400 U STATES	29	13373	837	191792	
HAY TEDDERS AND PARTS	29	13373	901	208494	
NO					5304
400 U STATES			38	10712	
MOWING MACHINES AND PARTS			38	10712	
NO					5305
100 U KINGDOM			85	16323	
335 GERMANY W			8	1187	
400 U STATES	8	81831	6896	1867835	
POTATO DIGGERS PLANTERS PARTS	8	81831	6989	1885345	
NO					5306
100 U KINGDOM			20	4396	
400 U STATES	46	14783	816	303786	
RAKES HORSE OR POWER AND PARTS	46	14783	836	308182	
NO					5307
100 U KINGDOM			116	11407	
400 U STATES	102	75374	5492	1532754	
RAKES N O P	102	75374	5608	1544161	
DOZ					5308
100 U KINGDOM			148	264	
335 GERMANY W			742	2773	
347 JAPAN			7040	9678	
375 SWEDEN			517	3725	
400 U STATES			14230	102644	
REAPERS AND PARTS			22677	119084	
NO					5309
SCYTHES					
DOZ					5310
100 U KINGDOM	28	348	350	3824	
305 AUSTRIA			1013	17319	
375 SWEDEN	290	3581	340	4197	
400 U STATES	300	3706	2325	28810	
SICKLES OR REAPING HOOKS	618	7635	4028	54150	
DOZ					5311
100 U KINGDOM	12	77	478	3111	
305 AUSTRIA			72	334	
400 U STATES	200	1031	2618	14201	
CULTIVATORS SCUFFLERS AND PT8	212	1108	3168	17646	
NO					5321
100 U KINGDOM				47331	
335 GERMANY W				1561	
354 NETHRLNDS				3488	
376 SWITZRLND				732	
400 U STATES		54865		2724993	
DRILLS SEED SEEDERS AND PARTS		54865		2778105	
NO					5322
100 U KINGDOM				1656	
354 NETHRLNDS				228	
400 U STATES		47916		1118554	
HARROWS DISC AND PARTS		47916		1120438	
NO					5323
100 U KINGDOM				195	
354 NETHRLNDS				63	
400 U STATES		31260		1088849	
HARROWS AND PARTS N O P		31260		1089107	
NO					5324
100 U KINGDOM				13272	
354 NETHRLNDS				12266	
400 U STATES		11328		547819	
MOES		11328		573357	
DOZ					5325
100 U KINGDOM			89	216	
335 GERMANY W			516	1757	
375 SWEDEN			83	718	
400 U STATES	18	204	1968	22813	
PLUGHS DISC AND PARTS	18	204	2656	25504	
NO					5326
100 U KINGDOM				1273	
207 UN SO AFR		7686		7686	
400 U STATES		28219		1332424	
		35905		1341383	

Articles and Countries from which Imported	MONTH OF NOVEMBER 1954		ELEVEN MONTHS ENDED NOVEMBER 1954		Class Number
	Quantities	Values (\$)	Quantities	Values (\$)	
PLOUGHS AND PARTS N O P					
100 U KINGDOM		3278		16353	5327
354 NETHRLNDS				1013	
400 U STATES		156239		3501722	
		159517		3519088	
ROLLERS FARM OR LAWN AND PARTS	NO				5328
100 U KINGDOM			1	285	
400 U STATES		119	3752	73664	
		119	3753	73949	
FANNING MILL PEAVINERS AND PTS	NO				5331
400 U STATES	166	73132	1643	755581	
	166	73132	1643	755581	
HARVESTER COMBINES AND PARTS	NO				5332
100 U KINGDOM				18141	
327 FRANCE				769	
335 GERMANY W			20	51705	
400 U STATES	28	138182	4181	16853383	
	28	138182	4201	16923998	
THRESHING MACHINE SEPARATORS	NO				5333
400 U STATES	4	1537	95	61675	
	4	1537	95	61675	
THRESHING MACHINE PARTS					5334
400 U STATES		967		300022	
		967		300022	
ELECT GENERATORS FARM AND PTS					5342
100 U KINGDOM				798	
400 U STATES		7259		83167	
		7259		83965	
FOODER FEED CUTTERS AND PARTS	NO				5343
354 NETHRLNDS			2	321	
400 U STATES	22	18443	331	150270	
	22	18443	333	150591	
FRUIT VEGETABLE GRADING MACH					5344
100 U KINGDOM		97		48464	
335 GERMANY W				84	
354 NETHRLNDS				1510	
376 SWITZRLND				3438	
400 U STATES		77395		564284	
		77492		617780	
GRAIN HAY GRINDERS AND PARTS	NO				5345
400 U STATES	232	38883	1619	398873	
	232	38883	1619	398873	
HAY PRESSES AND PARTS	NO				5346
100 U KINGDOM				149586	
354 NETHRLNDS			12	14592	
400 U STATES	98	123958	3655	5213357	
	98	123958	3667	5377535	
MANURE SPREADERS AND PARTS	NO				5350
354 NETHRLNDS			6	2249	
400 U STATES	122	67159	3539	1051341	
	122	67159	3545	1053590	
POST HOLE DIGGERS AND PARTS	NO				5352
400 U STATES	80	2206	3844	84262	
	80	2206	3844	84262	
SPADES AND SHOVELS N O P	DOZ				5353
100 U KINGDOM	494	5822	4357	48247	
335 GERMANY W	81	676	481	2977	
400 U STATES	900	7367	3932	59000	
	1475	13865	8770	110224	
SPRAYING AND DUSTING MACHINES					5354
100 U KINGDOM				4436	
327 FRANCE				823	
335 GERMANY W				32133	
354 NETHRLNDS				528	
376 SWITZRLND		1078		10613	
400 U STATES		56461		2248749	
		57539		2297282	
STUMPING MACHINES AND PARTS	NO				5355
TRACTION DITCHING MACH AND PTS	NO				5356
100 U KINGDOM			1	16538	
400 U STATES	6	46305	36	487582	
	6	46305	37	504120	
TRACTORS INTERNAL COMBUSTION	NO				5357
100 U KINGDOM	177	185700	3939	4117975	
317 CZECHO S			2	3142	
335 GERMANY W			11	25733	
354 NETHRLNDS			1	1770	
381 ALASKA			16	239545	
400 U STATES	517	2457626	25820	47935727	
	694	2643326	29789	52323892	
TRACTOR PARTS AND ACCESSORIES					5358
100 U KINGDOM		16665		153637	
327 FRANCE		325		517	
335 GERMANY W		461		1884	
375 SWEDEN				823	
381 ALASKA				26202	
400 U STATES		2071553		25687506	
		2089004		25870569	
WINDMILLS AND PARTS					5361
400 U STATES		149		7833	
		149		7833	
PRUNING HOOKS SHEARS DEMORNERS					5362
100 U KINGDOM				14929	
327 FRANCE				849	
335 GERMANY W		228		2886	

Articles and Countries from which Imported		MONTH OF NOVEMBER 1954		ELEVEN MONTHS ENDED NOVEMBER 1954		Class Number
		Quantities	Values (\$)	Quantities	Values (\$)	
	344 ITALY		578		11397	
	375 SWEDEN				1100	
	376 SWITZRLND				97	
	400 U STATES		7909		83323	
AGRIC IMPLEMENTS	NOP AND PARTS		8715		114581	5363
	100 U KINGDOM		959		64211	
	318 DENMARK				107	
	335 GERMANY W		84		17088	
	347 JAPAN		975		975	
	354 NETHRLNDS		227		20974	
	375 SWEDEN		314		764	
	376 SWITZRLND				565	
	400 U STATES		293942		7108819	
KNIVES AND FORKS	TABLE		296501		7213503	5371
	100 U KINGDOM		39291		345639	
	215 INDIA		99		207	
	234 AUSTRALIA				160	
	305 AUSTRIA		533		3307	
	306 BELGIUM				311	
	318 DENMARK		1210		11794	
	327 FRANCE		1038		9467	
	335 GERMANY W		9500		37578	
	344 ITALY		7429		41553	
	347 JAPAN		24422		151014	
	352 MEXICO				145	
	354 NETHRLNDS				1564	
	375 SWEDEN		1881		12702	
	376 SWITZRLND				1149	
	400 U STATES		14472		138760	
POCKET KNIVES			22875		755350	5372
	100 U KINGDOM		11698		121373	
	305 AUSTRIA		1884		3666	
	327 FRANCE				4957	
	335 GERMANY W		13601		159193	
	344 ITALY		1239		7406	
	347 JAPAN				9654	
	352 MEXICO				1801	
	372 SPAIN				335	
	375 SWEDEN				1764	
	376 SWITZRLND		599		3329	
	400 U STATES		12011		76403	
RAZORS N O P AND PARTS			41032		389881	5373
	100 U KINGDOM		1352		99618	
	305 AUSTRIA				200	
	327 FRANCE				354	
	335 GERMANY W		346		8324	
	400 U STATES		253		39990	
SAFETY RAZOR BLADES			1951		148486	5374
	100 U KINGDOM	DOZ 84500	11019	327515	36117	
	318 DENMARK			34492	1641	
	335 GERMANY W	150054	7047	935190	39904	
	375 SWEDEN			9375	314	
	400 U STATES	131399	8483	1456094	81487	
SCISSORS AND SHEARS N O P			365953		2762666	5375
	100 U KINGDOM		15286		175426	
	216 PAKISTAN		158		1219	
	327 FRANCE		774		3097	
	335 GERMANY W		22333		376928	
	344 ITALY		1500		23702	
	347 JAPAN		210		1336	
	375 SWEDEN		128		241	
	400 U STATES		33675		328301	
OTHER KNIVES N O P			74064		910250	5376
	100 U KINGDOM		4482		82794	
	231 HONG KONG		47		236	
	305 AUSTRIA				228	
	318 DENMARK		805		805	
	326 FINLAND		434		2615	
	327 FRANCE		206		6824	
	335 GERMANY W		10308		90304	
	344 ITALY		100		1979	
	347 JAPAN		674		5174	
	359 NORWAY				212	
	375 SWEDEN		633		14045	
	400 U STATES		8238		113884	
SPOONS			25927		319100	5377
	100 U KINGDOM		2456		15624	
	305 AUSTRIA		425		3635	
	317 CZECHO S				105	
	318 DENMARK		990		5132	
	327 FRANCE				1815	
	335 GERMANY W		3416		9037	
	344 ITALY		85		8482	
	347 JAPAN		6833		69167	
	352 MEXICO		121		223	
	354 NETHRLNDS		112		1410	
	359 NORWAY				140	
	375 SWEDEN		200		2820	

Articles and Countries from which Imported		MONTH OF NOVEMBER 1954		ELEVEN MONTHS ENDED NOVEMBER 1954		Class Number
		Quantities	Values (\$)	Quantities	Values (\$)	
376	SWITZRLND				672	
400	U STATES		7983		66422	
			22621		184684	
KNIVES BUTCHER AND KITCHEN						5378
100	U KINGDOM		12223		278186	
318	DENMARK				377	
327	FRANCE		1290		14556	
335	GERMANY W		4942		59946	
347	JAPAN				186	
375	SWEDEN		498		3930	
376	SWITZRLND				2447	
400	U STATES		9365		112016	
			28318		471644	
HINGES AND BUTTS		LB				5381
100	U KINGDOM	43496	9366	499508	98164	
305	AUSTRIA			36569	3614	
306	BELGIUM			47970	18274	
335	GERMANY W	61248	12758	213491	54710	
344	ITALY	19885	3722	25044	4781	
347	JAPAN	11223	2924	116558	25917	
354	NETHRLNDS			20701	4787	
375	SWEDEN	2460	632	46948	13647	
400	U STATES	106213	47912	862277	460307	
		244525	77314	1869066	684201	
CUT NAILS		CWT				5391
100	U KINGDOM			825	5639	
306	BELGIUM	450	2817	450	2817	
335	GERMANY W			707	3635	
400	U STATES	488	8531	2160	56236	
		938	11348	4142	68327	
RAILWAY SPIKES		CWT				5392
381	ALASKA			394	3318	
400	U STATES	44	336	2784	24023	
		44	336	3178	27341	
TACKS ALL KINDS N O P		LB				5393
100	U KINGDOM			11649	2031	
231	HONG KONG			4000	633	
335	GERMANY W			2003	658	
354	NETHRLNDS			12839	2195	
400	U STATES	1643	933	17115	7801	
		1643	933	47606	13318	
WIRE NAILS OVER ONE INCH		CWT				5394
100	U KINGDOM	2250	13385	45810	271461	
305	AUSTRIA			200	1090	
306	BELGIUM			3301	20112	
335	GERMANY W	1213	9446	21093	135748	
347	JAPAN	100	634	19251	104942	
354	NETHRLNDS	425	2668	6367	37292	
375	SWEDEN			1243	9042	
400	U STATES	1256	18172	35845	345189	
		5244	44305	133110	924876	
NAILS AND BRADS N O P		LB				5395
100	U KINGDOM	4765	1434	91110	22439	
335	GERMANY W	6752	2548	27709	9668	
375	SWEDEN			4500	1060	
400	U STATES	10091	3115	163725	50555	
		21608	7097	287044	83722	
SPRING BEARD AND LATCH NEEDLES		M				5401
100	U KINGDOM			447	16362	
327	FRANCE	5	136	23	778	
335	GERMANY W	5	261	57	1690	
376	SWITZRLND	7	448	41	2954	
400	U STATES	272	7699	2342	80328	
		289	8544	2910	102112	
NEEDLES N O P						5402
100	U KINGDOM		16103		175091	
231	HONG KONG		416		2289	
306	BELGIUM		108		411	
317	CZECHO S				4585	
327	FRANCE		90		1695	
335	GERMANY W		13882		99582	
344	ITALY		1180		6735	
347	JAPAN		212		3084	
354	NETHRLNDS		124		2970	
376	SWITZRLND		485		1176	
400	U STATES		21817		202455	
			54417		500073	
PINS N O P		LB				5403
100	U KINGDOM	34409	24167	257706	164027	
305	AUSTRIA			15	178	
327	FRANCE	22	283	61	1196	
335	GERMANY W	2068	1278	17945	11011	
347	JAPAN			2954	3437	
354	NETHRLNDS			2086	800	
400	U STATES	14470	15069	68731	87389	
		50969	40797	349498	268038	
PINS FOR MARKING SYSTEMS		LB				5404
100	U KINGDOM			1324	999	
400	U STATES	1112	1926	13812	21286	
		1112	1926	15136	22285	
NUTS AND BOLTS WASHERS RIVETS		LB				5411
100	U KINGDOM	212621	63221	1719735	484468	
305	AUSTRIA			24578	4176	
306	BELGIUM	77941	7109	1141982	96109	
327	FRANCE	69738	5539	212187	23121	
335	GERMANY W	9707	2413	52625	23390	

IMPORTS INTO CANADA FOR CONSUMPTION

Articles and Countries from which Imported	MONTH OF NOVEMBER 1954		ELEVEN MONTHS ENDED NOVEMBER 1954		Class Number
	Quantities	Values (\$)	Quantities	Values (\$)	
344 ITALY			430574	44047	
354 NETHRLNOS	5254	1268	85135	19915	
375 SWEDEN	264584	30180	651949	99914	
381 ALASKA	40	52	10960	3444	
400 U STATES	739956	344423	8165604	3522671	
	1379841	454205	12495329	4321255	
MACHINE AND OTHER SCREWS N O P					5412
100 U KINGDOM		2901		180357	
305 AUSTRIA				261	
306 BELGIUM		142		6832	
327 FRANCE				1769	
335 GERMANY W		284		4535	
354 NETHRLNOS		8111		29062	
375 SWEDEN		637		18981	
400 U STATES		137038		1482862	
		149113		1724659	
WOOD SCREWS OF IRON OR STEEL					5413
100 U KINGDOM		178		22678	
231 HONG KONG				4759	
306 BELGIUM		1426		16156	
327 FRANCE				995	
335 GERMANY W		2846		38865	
347 JAPAN		362		6320	
354 NETHRLNOS				186	
375 SWEDEN		2441		22214	
376 SWITZRLND				455	
400 U STATES		6183		103296	
		13436		215924	
FISH HOOKS COMMERCIAL					5421
100 U KINGDOM		1012		14008	
359 NORWAY		1688		34052	
400 U STATES		4356		26001	
		7056		74061	
HARDWARE N O P					5422
100 U KINGDOM		15079		189485	
318 DENMARK				221	
334 ST PIERRE				353	
335 GERMANY W		696		26758	
347 JAPAN				345	
354 NETHRLNDS				26316	
375 SWEDEN		6855		18895	
381 ALASKA				1570	
400 U STATES		239064		1783206	
		261694		2047149	
LOCKS OF IRON OR STEEL					5423
100 U KINGDOM		2400		20866	
317 CZECHO S		637		637	
335 GERMANY W		2798		29660	
376 SWITZRLND				1104	
400 U STATES		42396		345186	
		48231		397453	
SKATES ALL KINDS AND PARTS					5424
100 U KINGDOM	PAIR 67	675	43021	93439	
335 GERMANY W			6250	11143	
375 SWEDEN			2730	5254	
400 U STATES		3098	26721	54035	
		3165	5504	78722	
CARPET SWEEPERS					5441
100 U KINGDOM	NO		144	847	
400 U STATES		2280	3464	12885	
		2280	3464	13029	
CLEANERS ELECTRIC VACUUM					5442
100 U KINGDOM	NO 1812	28984	44999	1015857	
306 BELGIUM			3	100	
318 DENMARK			37	1242	
335 GERMANY W			1	3335	
354 NETHRLNDS	318	7901	9838	244359	
375 SWEDEN	150	10119	250	16914	
400 U STATES	6154	251107	39735	1637138	
	8434	298111	94863	2918945	
CLEANERS HAND VACUUM AND PARTS					5443
100 U KINGDOM		17723		301127	
354 NETHRLNDS		325		4162	
375 SWEDEN		1823		8974	
400 U STATES		93911		839049	
		113782		1153312	
CLOTHES WRINGERS DOMESTIC					5444
100 U KINGDOM				2817	
400 U STATES		17139		208798	
		17139		211615	
SEWING MACHINES					5445
100 U KINGDOM	NO 1601	31834	15711	374429	
207 UN SO AFR			300	2476	
318 DENMARK	1	1365	10	7081	
327 FRANCE			2	2186	
335 GERMANY W	822	46930	5746	354988	
344 ITALY	650	30859	6232	309608	
347 JAPAN	960	15428	12442	208299	
354 NETHRLNDS			41	2711	
359 NORWAY	1	917	1	917	
372 SPAIN	300	15860	2421	80153	
375 SWEDEN	20	937	1593	60601	
376 SWITZRLND	2201	182613	7091	606061	
400 U STATES	3816	232749	30056	2108876	
	10372	589492	81646	4118386	

Articles and Countries from which Imported	MONTH OF NOVEMBER 1954		ELEVEN MONTHS ENDED NOVEMBER 1954		Class Number
	Quantities	Values (\$)	Quantities	Values (\$)	
SEWING MACHINE ATTACHMENTS					
100 U KINGDOM		1122		17883	5446
327 FRANCE		205		205	
335 GERMANY W		102		1379	
344 ITALY		114		15859	
347 JAPAN		233		3602	
376 SWITZRLND		512		8824	
400 U STATES		25556		381161	
		27844		428913	
SEWING MACHINE PARTS					
100 U KINGDOM		42557		218776	5447
306 BELGIUM				112	
317 CZECHO S				552	
318 DENMARK		68		857	
327 FRANCE				1361	
335 GERMANY W		667		30292	
344 ITALY		589		34424	
347 JAPAN		76		4046	
372 SPAIN				200	
375 SWEDEN				13454	
376 SWITZRLNO		491		10561	
390 GERMANY E				616	
400 U STATES		78038		805433	
		122486		1120684	
WATER PUMPS DOMESTIC	NU				5449
100 U KINGDOM			746	4764	
400 U STATES	856	36983	8225	380238	
	856	36983	8971	385002	
WASHING MACHINES ELECTRIC	NU				5450
100 U KINGDOM			1459	76751	
335 GERMANY W			2	253	
354 NETHRLNDS			6	516	
400 U STATES	1844	202681	21037	2586127	
	1844	202681	22504	2663647	
WASHING MACH POWER NOT ELECT	NU				5451
400 U STATES	7	948	46	3845	
	7	948	46	3845	
WASHING MACH HAND OPERATED	NU				5452
WASHING MACHINE PARTS					
100 U KINGDOM		772		78321	5453
400 U STATES		203703		1994548	
		204475		2072869	
ARTICLES FOR SMELTING IRON					
335 GERMANY W				472780	5461
400 U STATES		15605		792585	
		15605		1265365	
BLOWERS SMELTING APPARATUS					
100 U KINGDOM		171		1685	5462
376 SWITZRLNO				50472	
400 U STATES		79141		336212	
		79312		388369	
BUDDLES VANNERS SLIME TABLES					
400 U STATES		1983		4581	5463
		1983		4581	
CAR LOADING MACHINES COAL					
400 U STATES		518		4102	5464
		518		4102	
CHOCK RELEASE APPARATUS					
100 U KINGDOM				21333	5465
400 U STATES		162		1624	
		162		22957	
COAL HEADING MACHINES					
100 U KINGDOM				4138	5466
400 U STATES		17419		57382	
		17419		61520	
MINERS LAMPS AND ACCESSORIES					
100 U KINGDOM				2733	5467
375 SWEDEN				4331	
400 U STATES		15149		192305	
		15149		199369	
AMALGAM SAFES ORE SAMPLERS					
100 U KINGDOM				5701	5468
400 U STATES		36588		357641	
		36588		363342	
SUNDRY METALLURGICAL APPARATUS					
100 U KINGDOM				6810	5469
335 GERMANY W				296033	
354 NETHRLNDS				10343	
376 SWITZRLND				206	
400 U STATES		125696		3370971	
		125696		3684363	
DIAMOND DRILLS CORE DRILLS					
100 U KINGDOM		1081		322051	5470
400 U STATES		17235		210580	
		18316		532631	
MINE LOADING MACH CONVEYORS					
100 U KINGDOM		17677		137881	5471
335 GERMANY W				1880	
375 SWEDEN				375	
381 ALASKA				3000	
400 U STATES		275545		5287702	
		293222		5430838	
MINE HOISTS NOT MADE IN CANADA					5472
MACHINERY ALLUVIAL MINING					
381 ALASKA				12933	5473

Articles and Countries from which Imported	MONTH OF NOVEMBER 1954		ELEVEN MONTHS ENDED NOVEMBER 1954		Class Number
	Quantities	Values (\$)	Quantities	Values (\$)	
400 U STATES		663581		3836104	
MACHINERY ORE HANDLING		663581		3849037	5474
100 U KINGDOM				99916	
400 U STATES				3054	
MACHINERY ORE CONCENTRATION				102270	5475
100 U KINGDOM				1737	
354 NETHRLNDS				5817	
359 NORWAY				5930	
400 U STATES		38004		716792	
MACHINERY METAL REFINING		38004		730276	5476
100 U KINGDOM				7332	
400 U STATES		17320		183361	
ORE CRUSHERS GRINDING MILLS		17320		190693	5477
100 U KINGDOM		345		57501	
306 BELGIUM				4336	
335 GERMANY W				22949	
400 U STATES		65300		2219028	
COAL CUTTERS AUGERS DRILLS		65645		2303814	5478
100 U KINGDOM				14361	
305 AUSTRIA				1120	
335 GERMANY W				269	
400 U STATES		6027		76411	
POWER DRIVEN PUMPS FOR MINES		6027		92161	5479
400 U STATES				71	
PUMPS PREC METAL EXTRACTION				71	5480
400 U STATES		4890		46099	
ROCK DRILLS AND PARTS	NO			46099	5481
100 U KINGDOM		5797	29	79495	
305 AUSTRIA		4032		4032	
335 GERMANY W				262	
366 PORTUGAL				2190	
375 SWEODEN		23537	142	782104	
400 U STATES	10	109008	1516	1249840	
WELL DRILLING MACHINERY	10	142374	1687	2117923	5482
100 U KINGDOM				228632	
335 GERMANY W				107358	
400 U STATES		9146		27274588	
ADDING MACHINES AND PARTS	NO	2681326		27610578	5500
100 U KINGDOM	7	2331	127	20224	
335 GERMANY W	34	5366	328	31832	
344 ITALY	28	3634	28	3634	
359 NORWAY	218	10605	289	14168	
375 SWEODEN	299	15491	1717	170652	
376 SWITZRLNO			15	1762	
400 U STATES	136	85297	3559	1201722	
BOOKKEEPING MACHINES AND PARTS	722	122724	6063	1443994	5501
100 U KINGDOM	NO				
327 FRANCE	119	70205	432	349400	
335 GERMANY W	7	30307	28	162321	
344 ITALY	167	31607	697	123366	
354 NETHRLNDS		52048	798	219548	
375 SWEDEN	14	628	74	10999	
376 SWITZRLNO	30	1460	253	58106	
400 U STATES	335	604729	87	7270	
CASH REGISTERS	672	790984	5067	7164666	5502
359 NORWAY		3312		28503	
375 SWEODEN		25044		85775	
400 U STATES		38600		630359	
CASH REGISTER PARTS		66956		745637	5503
375 SWEODEN				436	
400 U STATES		150189		1694948	
DICTATING MACHINES AND PARTS		150189		1695384	5504
100 U KINGDOM		267		470446	
318 DENMARK		7517		29988	
335 GERMANY W		501		6001	
376 SWITZRLNO		624		624	
400 U STATES		71668		1029813	
TYPEWRITERS	NO	80577		1536872	5505
100 U KINGDOM	765	58307	7646	553990	
317 CZECHOS			27	865	
335 GERMANY W	12	561	54	3753	
344 ITALY	2	107	14	425	
354 NETHRLNDS	4	116	4	116	
375 SWEODEN	33	1584	161	9584	
376 SWITZRLND	14	683	377	26044	
390 GERMANY E			100	3023	
400 U STATES	2460	106911	6418	512864	
TYPEWRITER PARTS	3290	168269	14801	1110664	5506
100 U KINGDOM		1295		72773	
306 BELGIUM				24854	

Articles and Countries from which Imported	MONTH OF NOVEMBER 1954		ELEVEN MONTHS ENDED NOVEMBER 1954		Class Number
	Quantities	Values (\$)	Quantities	Values (\$)	
327 FRANCE				11273	
335 GERMANY W				21790	
344 ITALY				1060	
354 NETHRLNOS				3439	
375 SWEDEN				2167	
376 SWITZRLNO				2257	
400 U STATES		229245		2678031	
MACHINERY 412A PAPER WORKING		230540		2817644	
100 U KINGDOM		803		489959	5511
306 BELGIUM		5202		7972	
317 CZECHO S		965		3490	
318 DENMARK				4703	
327 FRANCE		13107		39238	
335 GERMANY W		56516		318028	
344 ITALY		5392		32659	
354 NETHRLNOS		454		26118	
375 SWEDEN		11708		49463	
376 SWITZRLND		24015		109630	
390 GERMANY E		4751		8368	
400 U STATES		1000854		7399353	
MACHINERY 412A CELLULOSE		1123767		8488981	
100 U KINGDOM				11512	5512
327 FRANCE				720	
400 U STATES		4282		32170	
NEWSPAPER PRESSES AND PARTS		4282		44402	
100 U KINGDOM	NU			285206	5513
335 GERMANY W			1	21059	
375 SWEDEN		19000	1	2382	
376 SWITZRLND	1		1	19000	
400 U STATES	4	128414	22	1532408	
FLAT BED CYL PRESSES AND PARTS	5	147414	24	1860055	
100 U KINGDOM	NU			2331	5514
354 NETHRLNDS		130	1	180	
375 SWEDEN				212	
376 SWITZRLNO			1	8286	
400 U STATES	2	4022	36	233431	
PRINTING PRESSES AND PARTS	2	4152	38	244440	
100 U KINGDOM	NO				5515
317 CZECHO S	184	72080	2214	790091	
318 DENMARK		182	10	14976	
327 FRANCE	3	12759	65	6336	
335 GERMANY W	14	46102	174	438319	
344 ITALY			4	403	
354 NETHRLNDS			75	33916	
375 SWEDEN	25	1089	116	76687	
376 SWITZRLNO	2	23064	3	23415	
400 U STATES	398	718160	4168	6409065	
TYPECASTING MACHINES AND PARTS	626	873436	6835	7853948	
100 U KINGDOM				1984	5516
231 HONG KONG				1352	
344 ITALY				1531	
400 U STATES		182412		2068437	
TYPEMAKING ACCESSORIES AND PTS		182412		2073304	
100 U KINGDOM		189		2416	5517
400 U STATES		19528		111138	
SHOVELS POWER NOT MADE CANADA		19717		113554	
335 GERMANY W	NO				5518
400 U STATES	5	29015	6	39051	
SHOVELS POWER KIND MADE CANADA	38	157987	489	1976497	
100 U KINGDOM	43	187002	495	2015548	
344 ITALY	NO				5519
381 ALASKA	2	26836	28	432990	
400 U STATES			1	14421	
SHOVELS POWER PARTS OF			3	64536	
100 U KINGDOM	34	570554	337	5199830	
335 GERMANY W	36	597390	369	5711777	
381 ALASKA					5520
400 U STATES		6836		57321	
AIR COMPRESSING MACH AND PARTS				1709	
100 U KINGDOM				13689	
305 AUSTRIA		249887		3322091	
306 BELGIUM		256723		3394810	
327 FRANCE					5521
335 GERMANY W		29407		250275	
344 ITALY		750		3616	
375 SWEDEN		3427		6598	
376 SWITZRLND				10559	
381 ALASKA		3952		21742	
400 U STATES		1582		231	
BAKERY MACHINERY AND PARTS		2116		72763	
100 U KINGDOM				392120	
335 GERMANY W				22261	
354 NETHRLNDS		412643		5056908	
360 ISRAEL		460877		5837073	
100 U KINGDOM		324		146036	5522
335 GERMANY W		4018		20374	
354 NETHRLNDS		539		9310	
360 ISRAEL				400	

IMPORTS INTO CANADA FOR CONSUMPTION

Articles and Countries from which Imported	MONTH OF NOVEMBER 1954		ELEVEN MONTHS ENDED NOVEMBER 1954		Class Number
	Quantities	Values (\$)	Quantities	Values (\$)	
375 SWEDEN		99		99	
376 SWITZERLAND				471	
400 U STATES		125763		2420464	
BOX END MACHINERY AND PARTS		130743		2597154	5523
COAL CARBONIZING MACH AND PTS					5524
327 FRANCE				12365	
376 SWITZERLAND		2400		54800	
400 U STATES		11782		206771	
		14182		273936	
CLAY PRODUCTS MACH AND PARTS					5526
100 U KINGDOM				152	
400 U STATES		5079		45537	
		5079		45689	
COAL COKE AND GAS MACH AND PTS					5527
100 U KINGDOM				2377	
400 U STATES		24894		1032788	
		24894		1035165	
WASTE RECOVERY MACH AND PARTS					5528
400 U STATES		12927		609943	
		12927		609943	
COAL HANDLING MACHINES AND PTS					5529
100 U KINGDOM				2652	
400 U STATES		1783		96720	
		1783		99372	
CONCRETE MIXING MACH AND PARTS					5530
100 U KINGDOM	NO		9	19940	
335 GERMANY W		1468	2	3933	
400 U STATES		25	440	649502	
		28	451	673375	
DENTAL ENGINES ELECTRIC					5532
100 U KINGDOM	NO		11	2306	
400 U STATES		27	314	75201	
		27	325	77507	
DIES FOR STAMPING METAL PLATES					5533
400 U STATES				61	
				61	
HAND FIRE EXTINGUISHERS					5534
100 U KINGDOM		321		8110	
381 ALASKA				410	
400 U STATES		123439		1214937	
		123760		1223457	
FERTILIZER MACHINERY AND PARTS					5535
100 U KINGDOM		5579		25062	
318 DENMARK				163	
335 GERMANY W				380	
375 SWEDEN				5037	
400 U STATES		48580		642577	
		54159		673219	
FISH PREPARING MACH AND PARTS					5536
100 U KINGDOM				4798	
335 GERMANY W		4223		136401	
400 U STATES		9882		89786	
		14105		230985	
REFRIGERATING MACH AND PARTS					5537
100 U KINGDOM		15489		113441	
318 DENMARK				2803	
335 GERMANY W		1121		1121	
344 ITALY				7600	
400 U STATES		376365		4180520	
		392975		4305485	
LAWN MOWERS POWER					5538
100 U KINGDOM	NO	252	509	26495	
236 NEW ZEAL			55	3264	
400 U STATES		151	41351	2270223	
		158	41915	2299982	
LAWN MOWERS N O P					5539
100 U KINGDOM	NO	11522	112706	740663	
335 GERMANY W		77238	409	1995	
400 U STATES			9179	121488	
		11522	122294	864146	
LEATHER MACHINERY AND PARTS					5540
100 U KINGDOM				1070	
318 DENMARK				251	
335 GERMANY W				188	
400 U STATES		13041		225519	
		13041		227028	
LOGGING MACHINERY AND PARTS					5541
100 U KINGDOM		1387		23973	
306 BELGIUM				1783	
335 GERMANY W				15025	
354 NETHERLANDS		506		506	
359 NORWAY				3098	
376 SWITZERLAND		4708		7085	
400 U STATES		961189		8453049	
		967790		8504519	
METAL DRILLING MACH AND PARTS					5542
100 U KINGDOM		43349		869575	
306 BELGIUM				101610	
318 DENMARK				2281	
335 GERMANY W		7733		93054	
344 ITALY				25498	
375 SWEDEN		4942		28599	
376 SWITZERLAND		11318		33081	
400 U STATES		425827		7763626	
		493169		8917324	

Articles and Countries from which Imported	MONTH OF NOVEMBER 1954		ELEVEN MONTHS ENDED NOVEMBER 1954		Class Number
	Quantities	Values (\$)	Quantities	Values (\$)	
METAL GRINDING MACH AND PARTS					5543
100 U KINGDOM		22456		403367	
306 BELGIUM		630		3203	
318 DENMARK		84		142	
327 FRANCE				3442	
335 GERMANY W		28954		368780	
344 ITALY				21368	
354 NETHRLNDS		3726		6307	
375 SWEDEN		4885		49584	
376 SWITZRLND		3354		428162	
400 U STATES		338426		5838952	
		402515		7123307	
METALWORKING LATHES AND PARTS					5544
100 U KINGDOM		67804		1122815	
306 BELGIUM				1428	
318 DENMARK				983	
327 FRANCE				14668	
335 GERMANY W		32023		464618	
344 ITALY				37440	
354 NETHRLNDS				6040	
375 SWEDEN		3889		7886	
376 SWITZRLND		224		59466	
400 U STATES		242582		3814034	
		346522		5529378	
METAL MILLING MACHINES AND PTS					5545
100 U KINGDOM		29537		583075	
305 AUSTRIA				2015	
306 BELGIUM				5183	
317 CZECHD S				27401	
318 DENMARK		13413		24533	
327 FRANCE		72		40509	
335 GERMANY W		12647		139078	
344 ITALY		407		181360	
354 NETHRLNDS				688	
375 SWEDEN		9611		33526	
376 SWITZRLND				42078	
400 U STATES		99925		2348469	
		165612		3427915	
METALWORKING PLANERS AND PARTS					5546
100 U KINGDOM				68196	
335 GERMANY W				69995	
375 SWEDEN				6849	
400 U STATES				172207	
				317247	
METALWORKING PRESSES AND PARTS					5547
100 U KINGDOM		17790		534625	
234 AUSTRALIA				5160	
305 AUSTRIA				450	
306 BELGIUM		52		39236	
318 DENMARK				8296	
327 FRANCE				892	
335 GERMANY W		42277		194897	
344 ITALY		48693		65609	
375 SWEDEN		9836		32925	
376 SWITZRLND		824		2567	
400 U STATES		240733		4612916	
		360205		5497573	
METAL ROLLING MILL MCH AND PTS					5548
100 U KINGDOM		456		52545	
327 FRANCE				152	
335 GERMANY W		313644		314351	
400 U STATES		61492		2416787	
		375592		2783835	
METAL SHAPERS SLOTTERS AND PTS					5549
100 U KINGDOM		18265		169408	
335 GERMANY W		6774		36784	
375 SWEDEN		4358		19584	
376 SWITZRLND				3400	
400 U STATES		165214		1605249	
		194611		1834425	
METALWORKING MCH N O P AND PTS					5550
100 U KINGDOM		22719		645712	
305 AUSTRIA				5230	
318 DENMARK				1311	
327 FRANCE		140		3462	
335 GERMANY W		87504		308151	
344 ITALY		1331		5183	
354 NETHRLNDS		449		8722	
375 SWEDEN				21543	
376 SWITZRLND				128259	
400 U STATES		768810		10396415	
		880953		11523988	
MOTION PICTURE PROJECTORS					5551
100 U KINGDOM		8432		193160	
305 AUSTRIA				5378	
327 FRANCE		6408		17190	
335 GERMANY W		3871		10583	
354 NETHRLNDS				250	
376 SWITZRLND		1818		10375	
380 USSR				580	
400 U STATES		311179		3111718	
		331708		3349234	
CRANES ETC NOT MADE IN CANADA	NO				5552
100 U KINGDOM			80	87669	
354 NETHRLNDS			2	3189	
400 U STATES					
		29	51490	617	1595079
		29	51490	699	1685937

Articles and Countries from which Imported	MONTH OF NOVEMBER 1954		ELEVEN MONTHS ENDED NOVEMBER 1954		Class Number	
	Quantities	Values (\$)	Quantities	Values (\$)		
CRANES ETC KIND MADE IN CANADA	NO				5553	
100 U KINGDOM	2	18054	208	374149		
335 GERMANY W	2	65797	20	113592		
359 NORWAY	6	4229	16	10859		
375 SWEDEN			4	4252		
376 SWITZRLND			1	1317		
400 U STATES	214	338551	2857	3675292		
	224	426631	3106	4179461		
CRANES HOISTS ETC NDP PARTS OF					5554	
100 U KINGDOM		9082		313060		
335 GERMANY W		199		31817		
354 NETHRLNDS				186		
359 NORWAY				410		
375 SWEDEN				5894		
400 U STATES		109468		1261832		
		118749		1613199		
OZONE GENERATORS AND PARTS					5555	
100 U KINGDOM		1240		1240		
335 GERMANY W				800		
400 U STATES		4341		21276		
		5581		23316		
PAPER MILL MACHINES AND PARTS					5556	
100 U KINGDOM		181491		1074751		
327 FRANCE		950		1163		
335 GERMANY W		4036		53562		
347 JAPAN				179		
375 SWEDEN		1327		65546		
400 U STATES		401757		3713376		
		589561		4908577		
PULP MILL MACHINES AND PARTS					5557	
100 U KINGDOM				16290		
335 GERMANY W		305		2091		
375 SWEDEN				22007		
400 U STATES		74917		932781		
		75222		973169		
POWER PUMPS N O P AND PARTS	NO				5558	
100 U KINGDOM	57	42547	1675	540483		
207 UN SO AFR		1898		1898		
327 FRANCE			11	13377		
335 GERMANY W	10	3088	66	21630		
354 NETHRLNDS	2	1815	12	5485		
359 NORWAY			1	200		
375 SWEDEN			12	3960		
376 SWITZRLND	4	917	5	7756		
381 ALASKA			14	73141		
400 U STATES	2753	691440	30622	7153948		
	2826	741705	32418	7821878		
RIFLE MAKING MACHINERY						5559
ROAD MAKING MACHINERY AND PTS					5560	
100 U KINGDOM		147		32507		
306 BELGIUM				2619		
381 ALASKA				171		
400 U STATES		196045		3625709		
		196192		3661006		
TRENCH AND DITCH MACH AND PTS					5561	
100 U KINGDOM		50		14075		
381 ALASKA				124		
400 U STATES		9253		91112		
		9303		105311		
ROLLERS STREET ROAD AND PARTS	NO				5562	
100 U KINGDOM	2	11051	37	197300		
327 FRANCE			1	2076		
400 U STATES	2	8378	348	866831		
	4	19429	386	1066207		
ROLLS SAND CAST CHILLED CAST					5563	
100 U KINGDOM		6340		159546		
400 U STATES		125553		1743551		
		131893		1903097		
SAWMILL MACHINERY AND PARTS					5564	
100 U KINGDOM				132		
306 BELGIUM		4495		18404		
335 GERMANY W		6887		24608		
375 SWEDEN		1335		11002		
400 U STATES		23118		348030		
		35835		402176		
SCRAPERS RAILWAY OR ROAD					5565	
100 U KINGDOM				36668		
400 U STATES		94576		720692		
		94576		757360		
SHOE MACHINERY AND PARTS					5566	
100 U KINGDOM		216		25421		
318 DENMARK		1123		4552		
327 FRANCE		50		276		
335 GERMANY W		205		63204		
344 ITALY				3885		
354 NETHRLNDS				673		
375 SWEDEN				1947		
400 U STATES		29011		547347		
		30605		647305		
STAVE MAKING MACH AND PARTS					5568	
400 U STATES				2282		
				2282		
STREET CLEANING MACH AND PARTS					5569	
100 U KINGDOM		2798		3547		
400 U STATES		109474		611627		
		112272		615174		

Articles and Countries from which Imported	MONTH OF NOVEMBER 1954		ELEVEN MONTHS ENDED NOVEMBER 1954		Class Number
	Quantities	Values (\$)	Quantities	Values (\$)	
BEET SUGAR MACHINERY AND PARTS 100 U KINGDOM 335 GERMANY W 400 U STATES				313 2679 150695	5570
		35998		153687	
VENEER DRYING MACHINES AND PTS 335 GERMANY W 400 U STATES				14669 331937	5571
		39358		346606	
WATER METERS N O P AND PARTS 100 U KINGDOM 400 U STATES			120 97	11578 30120	5572
	5	1514			
	5	1514	217	41698	
WATER TURBINES AND PARTS 100 U KINGDOM 375 SWEDEN 376 SWITZRLND 400 U STATES				38470 226575 12718 584033	5573
		13497 434			
		49551		861796	
WIRE STITCHER STAPLERS AND PTS 100 U KINGDOM 305 AUSTRIA 327 FRANCE 335 GERMANY W 359 NORWAY 375 SWEDEN 400 U STATES				19964 3231 1389 831 53 27818	5574
		950		690084	
		1394		743370	
		54591			
		56935			
YARN CORD FABRIC MACH AND PTS 100 U KINGDOM 305 AUSTRIA 306 BELGIUM 317 CZECHO S 318 DENMARK 327 FRANCE 335 GERMANY W 344 ITALY 347 JAPAN 354 NETHRLNDS 359 NORWAY 376 SWITZRLND 400 U STATES				2283122 9414 11408 26934 6591 4432 162011 6662 2118 753 730 259550 7951160	5575
		165158			
		950			
		2910			
		4590			
		730			
		21424			
		984574			
		1180336		10724885	
ALL MACHINERY N O P AND PARTS 100 U KINGDOM 207 UN SO AFR 224 JAMAICA 234 AUSTRALIA 305 AUSTRIA 306 BELGIUM 317 CZECHO S 318 DENMARK 326 FINLAND 327 FRANCE 335 GERMANY W 344 ITALY 347 JAPAN 352 MEXICO 354 NETHRLNDS 359 NORWAY 375 SWEDEN 376 SWITZRLND 381 ALASKA 383 HAWAII 390 GERMANY E 400 U STATES				13282867 513 742 14202 5462 4419 303778 3582 131320 1022517 43054 9544 1387 189173 6655 338356 350850 13733 416 10743	5576
		577274		64543451	
		935		80421056	
		1144			
		711			
		72100			
		5814			
		109465			
		9206			
		582			
		369			
		157027			
		2270			
		42646			
		28958			
		416			
		6092640			
		7101557			
CIGARETTE CIGAR MACH AND PARTS 100 U KINGDOM 327 FRANCE 335 GERMANY W 375 SWEDEN 400 U STATES				384370 1050 105 113023 378589	5577
		80016		877137	
		75			
		38306			
		118397			
VENEER OR PLYWOOD MACH AND PTS 100 U KINGDOM 335 GERMANY W 375 SWEDEN 400 U STATES				17532 9088 39438 654564	5578
		4032		720622	
		2894			
		25440			
		32366			
PURIFIERS FOR FISH OILS					5579
FORGED STEEL ROLLS 100 U KINGDOM 335 GERMANY W 400 U STATES				98204 3580 736813	5580
		13275		838597	
		73094			
		86369			
FIXED METERS GAUGES FOR LIQUID 100 U KINGDOM 327 FRANCE 335 GERMANY W 375 SWEDEN 400 U STATES				3177 451 412 916 409695	5581
		103		414651	
		44442			
		44545			
AIR CONDITIONING APP AND PARTS 100 U KINGDOM				219454	5582
		9508			

Articles and Countries from which Imported	MONTH OF NOVEMBER 1954		ELEVEN MONTHS ENDED NOVEMBER 1954		Class Number
	Quantities	Values (\$)	Quantities	Values (\$)	
335 GERMANY W		1073		4348	
354 NETHRLNDS				297	
375 SWEDEN				1085	
376 SWITZRLND		157		7085	
381 ALASKA				224	
400 U STATES		434314		7526662	
		445052		7759155	
DIES IN THE ROUGH					5583
100 U KINGDOM		434		4717	
400 U STATES		1932		28398	
		2366		33115	
BOTTLING MACHINES AND PARTS					5584
100 U KINGDOM				7516	
318 DENMARK				3616	
335 GERMANY W				12343	
400 U STATES		202172		2063269	
		202172		2086744	
BULLDOZERS EARTHMOVERS AND PTS	NU				5585
100 U KINGDOM	3	35612	19	172583	
381 ALASKA			2	38682	
400 U STATES	155	692631	1718	8639568	
	158	728243	1739	8850833	
CONVEYING EQUIPMENT AND PARTS					5586
100 U KINGDOM		24767		483602	
318 DENMARK				165	
335 GERMANY W		4246		31367	
359 NORWAY		1930		3409	
375 SWEDEN		768		26485	
376 SWITZRLND		4396		28610	
400 U STATES		252302		4951957	
		288409		5525595	
POWER JACKS AND PARTS	NO				5587
100 U KINGDOM			1443	31298	
335 GERMANY W			22	532	
375 SWEDEN	50	5467	451	32308	
400 U STATES	3217	66684	40689	1118713	
	3267	72151	42605	1182851	
STONE CRUSHING MACH AND PARTS					5588
100 U KINGDOM				18116	
335 GERMANY W				6641	
400 U STATES		63897		2340934	
		63897		2365691	
WOODWORKING MACH AND PARTS NOP					5589
100 U KINGDOM		18382		332729	
305 AUSTRIA				7021	
306 BELGIUM		9644		13899	
317 CZECHO S				1722	
318 DENMARK				14963	
335 GERMANY W		19335		160173	
344 ITALY				1182	
354 NETHRLNDS				6323	
375 SWEDEN		28989		70232	
376 SWITZRLND		4838		23090	
390 GERMANY E				916	
400 U STATES		270404		2907481	
		351592		3539731	
SPRINGS FOR SURGICAL TRUSSES	LB				5591
SPRINGS FOR RAILWAY VEHICLES					5592
100 U KINGDOM				800	
400 U STATES		10214		44662	
		10214		45462	
SPRINGS FOR OTHER VEHICLES					5593
100 U KINGDOM				2715	
400 U STATES		3577		36004	
		3577		38719	
SPRINGS FOR FURNITURE					5594
400 U STATES		10989		80063	
		10989		80063	
SPRINGS FOR CLOCKS					5595
335 GERMANY W				813	
400 U STATES		1526		5048	
		1526		5861	
BATHS BATHTUBS IRON OR STEEL					5600
100 U KINGDOM		3135		22805	
335 GERMANY W		17644		99437	
381 ALASKA				103	
400 U STATES		92609		646598	
		113388		768943	
BASINS CLOSETS SINKS					5601
100 U KINGDOM		13985		139353	
335 GERMANY W		247		60513	
375 SWEDEN		3913		50203	
381 ALASKA				1562	
400 U STATES		115253		1512565	
		133398		1764196	
CONTAINERS TIMPLATE FOR FOOD					5602
100 U KINGDOM				134	
354 NETHRLNDS				742	
400 U STATES		96629		1234756	
		96629		1235632	
CONTAINERS TIMPLATE M O P					5603
100 U KINGDOM		2048		28164	
309 BRAZIL		540		1179	
335 GERMANY W				2621	
354 NETHRLNDS		128		1608	

Articles and Countries from which Imported	MONTH OF NOVEMBER 1954		ELEVEN MONTHS ENDED NOVEMBER 1954		Class Number	
	Quantities	Values (\$)	Quantities	Values (\$)		
359 NORWAY		314		489	5604	
376 SWITZRLND				849		
381 ALASKA				101		
400 U STATES		120623		789275		
HOLLOW WARE ENAMELLED IRON		123653		824286		
100 U KINGDOM		3403		32237	5605	
306 BELGIUM		203		6129		
318 DENMARK				732		
335 GERMANY W		1639		3711		
354 NETHRLNDS		916		4084		
375 SWEDEN		1465		2752		
400 U STATES		56085		418135		
HOLLOW WARE IRON N O P		63711		467780		
100 U KINGDOM		2186		45560	5606	
318 DENMARK				367		
327 FRANCE				2991		
335 GERMANY W		2120		50256		
347 JAPAN				1667		
354 NETHRLNDS				8702		
375 SWEDEN		1798		8475		
400 U STATES		345911		2805527		
KITCHEN DAIRY HOLLOW WARE TIN		352015		2923545		
100 U KINGDOM		636		2205	5607	
327 FRANCE				125		
335 GERMANY W		2826		51014		
347 JAPAN				477		
400 U STATES		9557		178100		
MFRS OF TIN AND TINPLATE N O P		13019		231921		
100 U KINGDOM		11129		94370		5621
231 HONG KONG				193		
309 BRAZIL		237		237		
318 DENMARK				323		
327 FRANCE				2540		
335 GERMANY W		3065		39496		
347 JAPAN				1130		
352 MEXICO		195		602		
354 NETHRLNDS		3234		10543		
359 NORWAY		256		402		
375 SWEDEN				597		
376 SWITZRLND				310		
381 ALASKA				37		
400 U STATES		229615		2622137		
ANVILS AND VISES		247731		2772917		
100 U KINGDOM		15604		146374	5622	
305 AUSTRIA				242		
318 DENMARK				65		
327 FRANCE				139		
335 GERMANY W		2013		10457		
375 SWEDEN				279		
400 U STATES		15810		164512		
AUGERS BITS AND DRILLS		33427		322068		
100 U KINGDOM		16839		521427	5623	
207 UN SO AFR		1062		1062		
234 AUSTRALIA		1812		46670		
305 AUSTRIA		495		6163		
318 DENMARK				495		
327 FRANCE		621		11298		
335 GERMANY W		23807		147071		
344 ITALY		374		2196		
347 JAPAN				2010		
354 NETHRLNDS				403		
375 SWEDEN		4682		15079		
376 SWITZRLND				589		
381 ALASKA				70		
400 U STATES		97406		1147353		
AXES		147098		1901886		
100 U KINGDOM	DOZ		439	5830	5624	
335 GERMANY W			115	1663		
375 SWEDEN	872	8405	3599	35490		
400 U STATES	177	3575	1005	18989		
FILES N O P AND RASPS		1049	11980	5158	61972	
100 U KINGDOM	DOZ	716	2212	11876	27688	5625
335 GERMANY W		3115	2589	5965	12671	
347 JAPAN				1000	1316	
375 SWEDEN		133	432	7572	29626	
376 SWITZRLND				2094	3953	
400 U STATES		7672	21942	53023	287334	
HACK SAW BLADES		11626	27175	81530	362588	
100 U KINGDOM			3544		36591	5626
335 GERMANY W			460		6173	
375 SWEDEN			448		1146	
400 U STATES			11783		115014	
SAWS N O P			16235		158924	
100 U KINGDOM			5634		75445	5626
305 AUSTRIA			60		311	
327 FRANCE					1268	

Articles and Countries from which Imported	MONTH OF NOVEMBER 1954		ELEVEN MONTHS ENDED NOVEMBER 1954		Class Number
	Quantities	Values (\$)	Quantities	Values (\$)	
335 GERMANY W		9189		83044	5627
354 NETHRLNDS				372	
359 NORWAY		6543		6543	
375 SWEDEN		24085		143413	
376 SWITZRLND				3278	
400 U STATES		40739		329859	
WRENCHES		86250		643533	
100 U KINGDOM		4202		57487	
234 AUSTRALIA				408	
305 AUSTRIA				1806	
318 DENMARK				168	
327 FRANCE				153	
335 GERMANY W		26366		236252	
347 JAPAN				3054	
354 NETHRLNDS				992	
375 SWEDEN				2566	
376 SWITZRLND				1004	
400 U STATES		160939		1666124	
ADZES CLEAVERS HATCHETS PLANES		191507		1970014	5628
100 U KINGDOM		15436		172384	
305 AUSTRIA		1077		2808	
317 CZECHO S		266		1000	
327 FRANCE		923		1305	
335 GERMANY W		28309		182577	
347 JAPAN				1202	
354 NETHRLNDS				436	
375 SWEDEN		3545		88596	
376 SWITZRLND		46		7731	
400 U STATES		81913		885376	
ENGINEERS PRECISION TDOLS		131515		1343415	5629
100 U KINGDOM		19793		358169	
207 UN SD AFR				5554	
224 JAMAICA				909	
234 AUSTRALIA				1241	
305 AUSTRIA				579	
317 CZECHO S				413	
318 DENMARK		420		4093	
327 FRANCE		157		2893	
335 GERMANY W		21084		225615	
344 ITALY				3370	
347 JAPAN		7100		73471	
354 NETHRLNDS		3345		14386	
360 ISHAEL				118	
375 SWEDEN		901		44131	
376 SWITZRLND		7271		202429	
381 ALASKA				2008	
400 U STATES		337935		3954843	
TOOLS N O P		398006		4894222	5630
100 U KINGDOM		48783		489692	
231 HONG KONG				338	
234 AUSTRALIA		163		941	
305 AUSTRIA				563	
306 BELGIUM				262	
317 CZECHO S		110		1456	
318 DENMARK		507		906	
327 FRANCE		116		23407	
335 GERMANY W		24865		249893	
344 ITALY				1954	
347 JAPAN		506		5520	
354 NETHRLNDS		178		4615	
375 SWEDEN		901		28411	
376 SWITZRLND		906		7756	
381 ALASKA				3267	
400 U STATES		437094		4834816	
FILES MANICURE		514129		5653797	5631
100 U KINGDOM		420		3975	
327 FRANCE				358	
335 GERMANY W		366		5564	
400 U STATES		2942		21140	
TOOLS FOR USE IN MACHINES		3728		31037	5632
100 U KINGDOM		20657		333538	
234 AUSTRALIA		942		2346	
305 AUSTRIA				1975	
306 BELGIUM				184	
318 DENMARK				448	
327 FRANCE				1746	
335 GERMANY W		12461		115568	
344 ITALY		276		991	
354 NETHRLNDS				478	
375 SWEDEN		1239		13945	
376 SWITZRLND		2296		21432	
381 ALASKA				179	
400 U STATES		333871		3856498	
AUTOMOBILES FREIGHT NEW		371742		4349328	5641
100 U KINGDOM	NO	25	22623	289	370007
306 BELGIUM		2	1954	9	9127
335 GERMANY W		51	55275	454	478268
381 ALASKA				10	38989
400 U STATES		519	2105042	3500	12633523
		597	2184894	4262	13529914

Articles and Countries from which Imported	MONTH OF NOVEMBER 1954		ELEVEN MONTHS ENDED NOVEMBER 1954		Class Number
	Quantities	Values (\$)	Quantities	Values (\$)	
AUTOS PASS NEW UNDER 1200 DOL 100 U KINGDOM 306 BELGIUM 327 FRANCE 335 GERMANY W 400 U STATES	NO 675 14 3 268 4	607238 11170 2664 202617 4267	15861 134 9 2614 435	14810181 102489 7992 2009157 426451	5642
AUTOS PASS NEW 1200 TO 2100 DOL 100 U KINGDOM 327 FRANCE 335 GERMANY W 381 ALASKA 400 U STATES	NO 30 3 800 833	43935 4550 1471994 1520479	737 3 7790 8566	1064372 4662 13592303 14712411	5643
AUTOS PASS NEW N O P 100 U KINGDOM 335 GERMANY W 344 ITALY 381 ALASKA 400 U STATES	NO 9 4 1 1 775 784	22290 14071 3471 2784 1937935 1960225	193 4 1 1 8372 8571	544064 14071 3471 2784 21870137 22434527	5644
MOTOR OMNIBUSES NEW 100 U KINGDOM 335 GERMANY W 381 ALASKA 400 U STATES	NO 6 86 92	6785 1179198 1185983	1 51 2 216 270	10717 60618 7612 2041786 2120733	5645
PARTS OF MOTOR BUS BODIES 100 U KINGDOM 400 U STATES		196479 196479		6505 3029737 3036242	5646
AXLES BRAKES CLUTCHES TRUCK 100 U KINGDOM 306 BELGIUM 335 GERMANY W 400 U STATES		10146 548 854014 864708		29111 2209 902 11366919 11399141	5648
AUTOMOBILE PARTS N O P 100 U KINGDOM 207 UN SO AFR 234 AUSTRALIA 305 AUSTRIA 306 BELGIUM 309 BRAZIL 317 CZECHO S 327 FRANCE 335 GERMANY W 344 ITALY 354 NETHRLNDS 375 SWEDEN 381 ALASKA 400 U STATES		200476 355 2425 523 22133 977 400 11243685 11470974		2543417 933 711 2425 44 840 1151 9447 111722 932 13319 5250 3103 148777322 151470616	5650
BICYCLES N O P 100 U KINGDOM 305 AUSTRIA 306 BELGIUM 327 FRANCE 335 GERMANY W 344 ITALY 354 NETHRLNDS 359 NORWAY 375 SWEDEN 400 U STATES	NO 3907 55 326 379 4667	77734 877 4685 5159 88455	74073 4 13 1709 2617 594 13 3 10 3761	1498120 68 261 32426 43000 12769 341 66 219 47784	5651
BICYCLE PARTS 100 U KINGDOM 306 BELGIUM 317 CZECHO S 327 FRANCE 335 GERMANY W 344 ITALY 347 JAPAN 354 NETHRLNDS 375 SWEDEN 400 U STATES		29369 2603 515 907 33394		384815 2234 496 10841 37516 388 621 1261 4267 16165 458604	5652
CARS RAILWAY BOX AND FLAT 100 U KINGDOM 400 U STATES	NO		6 10 16	12362 7185 19547	5653
CARS RAILWAY PASSENGER 400 U STATES	NO 8	1186200 1186200	171 171	22752214 22752214	5654
CARS RAILWAY TANK 400 U STATES	NO 3	11139 11139	46 46	176606 176606	5655
CARS RAILWAY N O P 100 U KINGDOM 375 SWEDEN 400 U STATES	NO 18 8 26	7177 580219 587396	34 18 116 168	70017 7177 3991018 4068212	5656
CARS RAILWAY PARTS OF 100 U KINGDOM 375 SWEDEN 376 SWITZRLND				15870 1486 4112	5657

Articles and Countries from which Imported	MONTH OF NOVEMBER 1954		ELEVEN MONTHS ENDED NOVEMBER 1954		Class Number
	Quantities	Values (\$)	Quantities	Values (\$)	
400 U STATES		77198		1923746	
MOTOR RAIL CARS AND PARTS	NU	77198		1945214	5658
100 U KINGDOM		5165	85	2612845	
375 SWEDEN			4	11142	
381 ALASKA		112	1	1395	
400 U STATES		13668	13	1078789	
MDTOR CYCLES SIDE CARS AND PTS		18945	103	3704171	
100 U KINGDOM	24	20244	1536	618687	5660
305 AUSTRIA			461	77239	
306 BELGIUM			12	1472	
317 CZECHOS			81	22632	
318 DENMARK			1	100	
327 FRANCE			3	2078	
335 GERMANY W	16	1358	196	55732	
344 ITALY	1	303	396	70026	
347 JAPAN			4	627	
354 NETHRLNDS			1	233	
375 SWEDEN			2	592	
400 U STATES	10	16003	485	366495	
MOTOR VEHICLES N O P	51	37908	3178	1215913	5661
100 U KINGDOM	NO				
203 B E AFR	18	158562	179	1745041	
217 CEYLON	1	510	1	491	
220 BERMUDA			1	510	
230 GIBRALTAR			1	1270	
234 AUSTRALIA	2	500	2	609	
327 FRANCE			2	500	
335 GERMANY W	1	5683	2	2462	
344 ITALY			11	30472	
354 NETHRLNDS			1	1730	
375 SWEDEN			1	825	
376 SWITZRLND			1	1088	
381 ALASKA			1	800	
387 VENEZUELA			19	69673	
400 U STATES	137	231995	1243	1763081	
TRACTION ENGINES N O P AND PARTS	159	397250	1465	3619558	5663
400 U STATES		122	2	1897	
TRICYCLES N O P		122	2	1897	5664
100 U KINGDOM	NO				
335 GERMANY W	200	2060	408	3783	
344 ITALY			1456	11115	
400 U STATES			9	53	
FRAMES FOR BICYCLES	5571	18118	36657	153609	
100 U KINGDOM	5771	20178	38530	168560	5670
TRUCKS BODIES FOR STREET CARS			1132	5689	5671
FACTORY WAREHOUSE TRUCKS MOTOR			1132	5689	5672
100 U KINGDOM	NO				
335 GERMANY W	3	10679	113	341911	
375 SWEDEN		1189	23	29795	
400 U STATES	176	662235	7	3659	
ROLLER BEARINGS AND PARTS N O P	179	674103	1923	6642153	5680
100 U KINGDOM		27000	2066	7017518	
305 AUSTRIA				315637	
318 DENMARK				816	
335 GERMANY W		14670		1496	
375 SWEDEN		45924		134063	
376 SWITZRLND		178		337759	
400 U STATES		308600		10646	
ANCHORS FOR VESSELS		396372		3175414	5681
100 U KINGDOM	CWT				
400 U STATES	135	1693	2934	31352	
BALL AND ROLR BRNGS FOR AUTOS	12	313	1484	45683	5682
100 U KINGDOM	147	2006	4418	77035	
335 GERMANY W		1723		195258	
375 SWEDEN		215		1804	
376 SWITZRLNO		2451		10906	
400 U STATES		163		163	
BALLS ROLLERS FOR BEARINGS		168749		2390573	5683
100 U KINGDOM		173301		2598704	
335 GERMANY W		1081		2117	
375 SWEDEN		1261		14493	
400 U STATES		535		65489	
BURNISHING BALLS		31020		311599	5684
100 U KINGDOM		33897		393698	
400 U STATES		200		4290	
BALL BEARINGS AND PARTS N O P		1660		13066	5685
100 U KINGDOM		1860		17356	
305 AUSTRIA		35895		431454	
335 GERMANY W		3174		29642	
344 ITALY		5701		255414	
375 SWEDEN				13593	
376 SWITZRLNO		12860		340744	
		811		2207	

Articles and Countries from which Imported	MONTH OF NOVEMBER 1954		ELEVEN MONTHS ENDED NOVEMBER 1954		Class Number
	Quantities	Values (\$)	Quantities	Values (\$)	
381 ALASKA				188	
400 U STATES		283064		3306546	
		341505		4379788	
BOTTLES STEEL FOR GAS					5686
100 U KINGDOM		26512		65375	
217 CEYLON				623	
220 BERMUDA		1540		12510	
224 JAMAICA		50		642	
225 TRINIDAD				188	
227 BAHAMAS				3230	
334 ST PIERRE				70	
381 ALASKA				700	
400 U STATES		77904		939976	
		106006		1023314	
BAYONETS SWORDS FOILS MASKS					5687
100 U KINGDOM		3540		20173	
306 BELGIUM				4752	
327 FRANCE				425	
335 GERMANY W				418	
344 ITALY				53	
400 U STATES		468		3814	
		4008		29635	
MATERIALS FOR CREAM SEPARATORS					5688
DRUMS CYLINDERS BARRELS TANKS					5690
100 U KINGDOM		26000		177234	
327 FRANCE				2208	
335 GERMANY W				4002	
347 JAPAN		606		830	
381 ALASKA		822		5156	
400 U STATES		185951		1883720	
		213379		2073150	
FRAMES FOR PURSES RETICULES					5691
100 U KINGDOM		2372		64711	
306 BELGIUM		2395		61599	
327 FRANCE				4326	
335 GERMANY W		2760		86937	
344 ITALY		190		4582	
372 SPAIN				2431	
400 U STATES		25424		178118	
		33141		402704	
FURNITURE OF METAL					5692
100 U KINGDOM		23298		280071	
318 DENMARK				335	
327 FRANCE		261		1680	
335 GERMANY W		1905		10590	
344 ITALY				2143	
347 JAPAN		126		177	
354 NETHRLNDS		149		1108	
372 SPAIN				87	
375 SWEDEN				2899	
376 SWITZRLND				1117	
381 ALASKA				2183	
400 U STATES		586262		5499247	
		612001		5801637	
MATERIALS FOR BUOYS					5693
100 U KINGDOM		3546		3546	
400 U STATES		13775		46690	
		17321		50236	
GOLF SHAFTS OF SEAMLESS STEEL					5694
100 U KINGDOM		9648		137720	
375 SWEDEN				728	
400 U STATES		2224		12055	
		11872		157503	
MATERIALS FOR RIFLES					5695
400 U STATES				101	
				101	
METAL PARTS FOR SHOTGUNS					5696
400 U STATES		160		28174	
		160		28174	
GUN BARRELS ROUGH BORED					5697
400 U STATES				165	
				165	
GUNS RIFLES AIR GUNS FIREARMS					5698
100 U KINGDOM		76915		469813	
305 AUBTRIA				1443	
306 BELGIUM				570	
317 CZECHO 8				1955	
326 FINLAND				158	
327 FRANCE				6810	
335 GERMANY W		1317		13599	
344 ITALY		79		5828	
372 SPAIN		705		4769	
375 SWEDEN				605	
376 SWITZRLND				646	
390 GERMANY E				1099	
400 U STATES		26098		580960	
		105114		1088255	
GUNS NOT MADE IN CANAOA					5699
100 U KINGDOM		2439		273235	
305 AUBTRIA				3175	
306 BELGIUM		3197		206983	
317 CZECHO 8		3000		12700	
318 DENMARK				16744	
326 FINLAND				522	
327 FRANCE				1687	

Articles and Countries from which Imported	MONTH OF NOVEMBER 1954		ELEVEN MONTHS ENDED NOVEMBER 1954		Class Number
	Quantities	Values (\$)	Quantities	Values (\$)	
335 GERMANY W		1630		5324	
344 ITALY		1777		4932	
372 SPAIN				12481	
375 SWEDEN		3616		41505	
376 SWITZRLNO				29118	
390 GERMANY E				264	
400 U STATES		140186		3446951	
		155845		4055621	
KNIFE FORK SCISSORS BLANKS					5700
100 U KINGDOM				1714	
335 GERMANY W				126	
400 U STATES		13060		85637	
		13060		87477	
METAL PARTS LOOSELEAF BINDERS					5701
100 U KINGDOM				35420	
400 U STATES		40700		296842	
		40700		332262	
MAGIC LANTERNS AND SLIDES					5702
100 U KINGDOM		333		11092	
318 DENMARK				285	
327 FRANCE		171		7207	
335 GERMANY W		1160		7314	
375 SWEDEN		259		1000	
400 U STATES		87017		601272	
		88940		628170	
PRESSED STEEL BELT PULLEYS					5703
100 U KINGDOM		946		8655	
400 U STATES		12550		108147	
		13496		116802	
RAILWAY TIES FISH PLATES IRON					5704
100 U KINGDOM	CWT		52440	302890	
306 BELGIUM			471	2823	
335 GERMANY W			173	1009	
381 ALASKA			97	504	
400 U STATES		3544	26903	41966	288909
		3544	26903	95147	596135
RAILWAY INTERSECTION LAYOUTS					5705
381 ALASKA		418		418	
400 U STATES		3619		95759	
		4037		96177	
SAFES AND DOORS FOR VAULTS					5706
100 U KINGDOM		35684		232181	
335 GERMANY W				1928	
359 NORWAY		933		5831	
372 SPAIN				771	
400 U STATES		99881		778893	
		136498		1019604	
SCALES BALANCES WEIGHING BEAMS					5707
100 U KINGDOM		5673		77609	
306 BELGIUM				25235	
335 GERMANY W		1975		36107	
344 ITALY				2291	
354 NETHRLNDS		853		8228	
359 NORWAY				1833	
375 SWEDEN				4184	
376 SWITZRLNO		668		16959	
400 U STATES		212961		2269075	
		222130		2441521	
STEEL WOOL					5708
100 U KINGDOM		74		74	
335 GERMANY W				3722	
376 SWITZRLNO				144	
400 U STATES		13230		128412	
		13304		132352	
LATH OF IRON OR STEEL					5709
100 U KINGDOM	CWT	179	3218	5364	54015
335 GERMANY W				1196	15682
400 U STATES		1814	20172	11293	141317
		1993	23390	17853	211014
VALVES IRON OR STEEL N O P					5713
100 U KINGDOM			10618	271133	
318 DENMARK				5537	
335 GERMANY W			2430	16560	
354 NETHRLNDS			16857	119689	
360 ISRAEL				4014	
375 SWEDEN			113	9451	
381 ALASKA				60935	
400 U STATES		673585		6840944	
		703603		7328263	
MANUFACTURES OF IRON STEEL N O P					5714
100 U KINGDOM		300095		5254357	
231 HONG KONG		429		11160	
234 AUSTRALIA		109		4315	
305 AUSTRIA		622		4513	
306 BELGIUM		1152		59956	
317 CZECHOS				1349	
318 DENMARK		546		8435	
326 FINLAND				99	
327 FRANCE		2129		41986	
335 GERMANY W		133464		715917	
344 ITALY		193		4684	
347 JAPAN		4916		44738	
352 MEXICO		136		1350	
354 NETHRLNDS		6920		488999	
359 NORWAY		805		6474	
372 SPAIN				243	

Articles and Countries from which Imported	MONTH OF NOVEMBER 1954		ELEVEN MONTHS ENDED NOVEMBER 1954		Class Number
	Quantities	Values (\$)	Quantities	Values (\$)	
375 SWEDEN		17961		188447	
376 SWITZRLND		762		58441	
381 ALASKA		200		10834	
400 U STATES		4910464		52657833	
		5380903		59564130	
COOKING STOVES COAL OR WOOD	NO				5715
100 U KINGDOM			38	5563	
400 U STATES	376	11450	1055	38157	
	376	11450	1093	43720	
COOKING STOVES ELEC OVER 25DOL	NO				5716
100 U KINGDOM	25	4013	91	15384	
400 U STATES	1331	170461	15420	1912460	
	1356	174474	15511	1927844	
COOKING STOVES GAS OVEK 10 DOL	NO				5717
100 U KINGDOM			3	518	
400 U STATES	1964	134377	22386	1761365	
	1964	134377	22389	1761883	
COOKING STOVES OIL OVER 10 DOL	NO				5718
100 U KINGDOM			7	399	
354 NETHRLNDS			5	500	
400 U STATES	41	1882	1687	70161	
	41	1882	1699	71060	
FURNACES DOMESTIC HOT WATER					5719
100 U KINGDOM				5394	
400 U STATES		109236		588794	
		109236		594188	
FURNACES DOMESTIC WARM AIR	NO				5720
400 U STATES	3671	470541	25632	3573432	
	3671	470541	25632	3573432	
OIL BURNERS	NO				5721
400 U STATES	1266	100793	18695	1861680	
	1266	100793	18695	1861680	
RADIATORS CAST IRON	SQ FT				5722
375 SWEDEN			9720	2499	
400 U STATES	4120	3673	43472	26174	
	4120	3673	53192	28673	
ELECTRIC COOKING APPARATUS NOP		34835		194176	5723
100 U KINGDOM				374	
224 JAMAICA				722	
305 AUSTRIA		722		3272	
335 GERMANY W		116		550	
344 ITALY				10287	
376 SWITZRLND				2388791	
400 U STATES		334839		2598172	
		370512			
HEATING COOKING APPARATUS NOP					5724
100 U KINGDOM		673		38759	
335 GERMANY W		380		5000	
347 JAPAN				111	
375 SWEDEN				5060	
381 ALASKA				900	
400 U STATES		262647		2145970	
		263700		2195800	
PARTS HEATING AND COOKING APP					5725
100 U KINGDOM		2809		24175	
335 GERMANY W		167		1269	
375 SWEDEN		224		1086	
400 U STATES		817846		8880011	
		821046		8906541	
OVENS COMMERCIAL BAKERY					5726
100 U KINGDOM				49967	
335 GERHANY W				17797	
400 U STATES		26848		466238	
		26848		534002	
GAS STOVE THERMOSTATS LIGHTERS					5727
100 U KINGDOM				1175	
400 U STATES		1972		92949	
		1972		94124	
HEATERS OIL 20 DOLLARS OR OVER	NO				5728
100 U KINGDOM			12	387	
381 ALASKA			1	125	
400 U STATES	3448	148433	35453	1450548	
	3448	148433	35466	1451060	
METAL STAMPINGS FOR BATHTUBS	CWT				5729
400 U STATES	4498	74589	47470	764898	
	4498	74589	47470	764898	
INDUSTRIAL FURNACES AND PARTS					5730
100 U KINGDOM		28858		110965	
335 GERMANY W		1349		51407	
359 NORWAY				563	
400 U STATES		170899		1622040	
		201106		1784975	
RANGE OIL BURNERS	NO				5731
400 U STATES	449	11053	2666	82185	
	449	11053	2666	82185	
WATER HEATERS OF ALL TYPES	NO				5732
100 U KINGDOM	60	2716	1020	36323	
234 AUSTRALIA			1	155	
335 GERMANY W	12	339	6525	26105	
354 NETHRLNDS	28	1355	76	3325	
400 U STATES	2622	118242	33452	1617627	
	2722	122652	41074	1683535	
WATER HEATER PARTS					5733
100 U KINGDOM				1434	
335 GERHANY W		611		2071	
400 U STATES		25830		308374	
		26441		311879	

Articles and Countries from which Imported	MONTH OF NOVEMBER 1954		ELEVEN MONTHS ENDED NOVEMBER 1954		Class Number
	Quantities	Values (\$)	Quantities	Values (\$)	
<u>GROUP 6</u>					
<u>NONFERROUS METALS AND PRODUCTS</u>					
ALUMINA N O P					
100 U KINGDOM	CWT		736	4 386	6001
400 U STATES					
		21458	84199	56497	253072
		21458	84199	57233	257458
BAUXITE ALUMINA FOR REFINING					
221 B GUIANA	CWT	7094921	1670512	41108181	10250506
224 JAMAICA				899346	2466577
225 TRINIDAD		89600	36432	89600	36432
327 FRANCE				58221	12812
328 FR AFRICA		902960	266228	7193054	2120795
347 JAPAN				11293	27853
356 SURINAM		1425803	458192	5221436	2578991
400 U STATES		40254	34198	1000256	1034414
		9553538	2465562	55581387	18528380
CRYOLITE OR KRYOLITE					
318 DENMARK	CWT		88180	803620	6003
400 U STATES		295	3551	901	11220
		295	3551	89081	814840
ALUMINUM PIGS INGOTS BLOCKS					
100 U KINGDOM	CWT		168	3464	6004
400 U STATES		239	6427	2022	46475
		239	6427	2190	49939
ALUMINUM SCRAP					
400 U STATES	CWT		1385	16257	6005
		586	8993	1385	16257
ALUMINUM ANGLES CHANNELS BEAMS					
100 U KINGDOM	CWT		2650	103798	6006
400 U STATES		78	3019	5061	356800
		475	36796	7711	460598
		553	39815		
ALUMINUM BAR ROD AND WIRE RODS					
100 U KINGDOM	CWT		795	31127	6007
335 GERMANY W		141	4442	2	229
400 U STATES		1096	46678	7947	324548
		1237	51120	8744	355904
ALUMINUM LEAF OR FOIL					
100 U KINGDOM			1821	50176	6009
335 GERMANY W			7360	12425	
376 SWITZRLND			2867	3861	
400 U STATES			11132	214782	
			23180	281244	
ALUMINUM PIPES AND TUBES					
100 U KINGDOM	CWT	628	28763	10713	468094
335 GERMANY W				1	72
381 ALASKA				7	450
400 U STATES		245	18089	1234	89596
		873	46852	11955	558212
ALUMINUM PLATES SHEETS STRIPS					
100 U KINGDOM	CWT	1841	60033	24957	852785
335 GERMANY W		1	89	1	89
376 SWITZRLND		27	1099	378	14340
400 U STATES		1880	87338	24449	1117276
		3749	146559	49785	1984490
ALUMINUM POWDER					
100 U KINGDOM	LB	2240	684	163267	52266
335 GERMANY W		2646	1158	2646	1158
400 U STATES		6850	3385	231914	64100
		11736	5227	397827	117524
ALUMINUM WIRE AND CABLE					
100 U KINGDOM	CWT		28811	721247	6013
305 AUSTRIA		2	120	2	120
400 U STATES		388	19911	1787	94322
		390	20031	30600	815689
ALUMINUM HOUSEHOLD HOLLOW WARE					
100 U KINGDOM			3763	78580	6014
306 BELGIUM				132	
335 GERMANY W			178	6378	
344 ITALY			13609	61607	
347 JAPAN			1345	2417	
372 SPAIN				7864	
376 SWITZRLND			133	1206	
400 U STATES			120688	1107219	
			139716	1265403	
ALUMINUM MANUFACTURES N O P					
100 U KINGDOM			44198	893131	6015
234 AUSTRALIA			259	1264	
306 BELGIUM				1733	
318 DENMARK			436	10234	
327 FRANCE			502	12112	
335 GERMANY W			925	23862	
344 ITALY			1382	8421	
347 JAPAN				12540	
354 NETHRLNDS			366	3146	
375 SWEDEN			4560	9992	
376 SWITZRLND			1358	8587	
381 ALASKA			88	229	
400 U STATES			798968	7932150	
			853042	8917401	
BRASS IN BLOCKS INGOTS OR PIGS					
400 U STATES	CWT		261	11663	6021
		21	811	261	11663
		21	811	261	11663

Articles and Countries from which Imported	MONTH OF NOVEMBER 1954		ELEVEN MONTHS ENDED NOVEMBER 1954		Class Number
	Quantities	Values (\$)	Quantities	Values (\$)	
BRASS SCRAP					
100 U KINGDOM	CWT		12	167	6022
352 MEXICO			90	1672	
359 NORWAY		40	40	654	
400 U STATES		74	3166	58367	
		114	1511	60860	
BRASS IN BARS AND RODS					
100 U KINGDOM	CWT	253	3207	95396	6023
335 GERMANY W			2	54	
400 U STATES		163	2121	96475	
		416	5330	191925	
BRASS IN STRIPS SHEETS PLATES					
100 U KINGDOM	CWT	595	7694	234490	6024
335 GERMANY W		2	6	244	
400 U STATES		148	1955	103075	
		745	9655	337809	
BRASS TUBING					
100 U KINGDOM	CWT	6	131	7605	6025
335 GERMANY W			95	8076	
400 U STATES		333	5718	344061	
		339	5944	359742	
METAL CAPS FOR ELEC BATTERIES					
400 U STATES				4126	6026
				4126	
BRASS CUPS FOR PAPER CARTRIDGE					6027
BRASS OR BRONZE COIN LOCKS					6029
400 U STATES				662	
				662	
BRASS HAND PUMPS N O P					6030
400 U STATES				840	
				840	
BRASS VALVES					6031
100 U KINGDOM		3694		97653	
318 DENMARK		6048		40616	
335 GERMANY W		66		11586	
344 ITALY				10968	
354 NETHRLNDS				6742	
360 ISRAEL				10085	
375 SWEDEN		3848		65375	
376 SWITZRLND				2465	
381 ALASKA				932	
400 U STATES		308320		2896134	
		321976		3142556	
BRASS METERS AND PARTS					6032
100 U KINGDOM		241		39891	
400 U STATES		24887		190465	
		25128		230356	
BRASS WIRE N O P					6033
100 U KINGDOM	LB		20235	9464	
375 SWEDEN			873	1211	
400 U STATES		377	15495	13169	
		377	36603	23844	
BRASS WIRE CLOTH OR WOVEN WIRE					6034
100 U KINGDOM		1147		12415	
335 GERMANY W				5117	
354 NETHRLNDS				354	
375 SWEDEN		1270		5326	
400 U STATES		6422		43717	
		8839		66929	
BRASS MANUFACTURES N D P					6035
100 U KINGDOM		53107		783413	
215 INDIA		5873		32411	
231 HONG KONG		9505		59568	
234 AUSTRALIA		108		108	
305 AUSTRIA		1431		4308	
306 BELGIUM		126		5316	
317 CZECHO S				377	
318 DENMARK		844		6267	
327 FRANCE		1676		6938	
335 GERMANY W		9388		68882	
344 ITALY		7292		42194	
347 JAPAN		7981		77350	
348 KOREA				374	
354 NETHRLNDS		1213		18365	
375 SWEDEN		1758		14473	
376 SWITZRLND				2366	
390 GERMANY E		123		123	
400 U STATES		1120907		10974471	
		1221332		12097304	
BRASS WIRE FOR FOURDRINIER					6036
375 SWEDEN		2349		2349	
400 U STATES		7317		40197	
		9666		42546	
COPPER IN BLOCKS PIGS INGOTS					6042
205 RHOD MYAS	CWT		33526	899895	
400 U STATES		1	542	17587	
		1	34068	917482	
COPPER SCRAP					6043
400 U STATES	CWT	2175	12121	311815	
		2175	12121	311815	
COPPER BARS FOR ELECTHIC WIRES					6044
400 U STATES	CWT	1650	20522	541090	
		1650	20522	541090	
COPPER IN BARS OR RODS N O P					6046
381 ALASKA	CWT		2	76	

Articles and Countries from which Imported	MONTH OF NOVEMBER 1954		ELEVEN MONTHS ENDED NOVEMBER 1954		Class Number
	Quantities	Values (\$)	Quantities	Values (\$)	
400 U STATES	7	435	433	26478	
CUPPER IN STRIPS SHEETS PLATES	7	435	435	26554	6047
100 U KINGDOM	1586	66961	10431	392136	
400 U STATES	12	1127	1674	104925	
COPPER TUBING	1598	68088	12105	497061	6048
100 U KINGDOM	264	12627	5765	260401	
335 GERMANY W			1	120	
344 ITALY			33	1456	
375 SWEDEN			1	63	
400 U STATES	956	60758	6792	450987	
COPPER ROLLERS FOR WALL PAPER	1220	73385	12592	713027	6049
100 U KINGDOM		11207		108100	
400 U STATES		2025		29848	
COPPER WIRE N O P		13232		137948	6050
100 U KINGDOM	LB		30894	10868	
400 U STATES	14135	4058	142025	79097	
COPPER WIRE CLUTH WOVEN WIRE	14135	4058	172919	89965	6051
100 U KINGDOM		491		850	
335 GERMANY W		350		415	
400 U STATES		1122		12452	
COPPER MANUFACTURES OF N O P		1963		13717	6052
100 U KINGDOM		15848		29455	
318 DENMARK		281		386	
322 EGYPT				209	
327 FRANCE				199	
335 GERMANY W		59		4301	
344 ITALY				4389	
347 JAPAN				152	
354 NETHRLNOS		902		45354	
375 SWEDEN				2019	
376 SWITZRLNO		209		1101	
400 U STATES		69247		663338	
LEAD IN PIGS AND BLOCKS		86546		750903	6061
100 U KINGDOM	LB		247428	28950	
400 U STATES	2500	655	13605	4174	
LEAD OLD AND SCRAP	2500	655	261033	33124	6062
220 BERMUDA	LB				
400 U STATES	13700	274	13700	274	
LEAD IN BARS AND SHEETS			10500	2633	6063
100 U KINGDOM	LB		24200	2907	
335 GERMANY W			37276	5637	
381 ALASKA			12014	1562	
400 U STATES	697	342	610	141	
LEAD PIPE	697	342	8163	1911	6064
400 U STATES	LB		58063	9251	
LEAD CAPSULES FOR BOTTLES			1160	239	6065
100 U KINGDOM			1160	239	
327 FRANCE		859		50286	
354 GERMANY W		11518		2535	
354 NETHRLNOS		1106		28368	
400 U STATES		1765		15981	
LEAD SHOT AND BULLETS		15248		4390	6066
100 U KINGDOM	LB		2095	856	
400 U STATES			2175	536	
TEA LEAD			4270	1392	6067
LEAD MANUFACTURES N O P					6068
100 U KINGDOM		1247		20326	
318 DENMARK				518	
335 GERMANY W		141		563	
347 JAPAN		356		3169	
381 ALASKA				60	
400 U STATES		12743		163400	
RODS 90 PC NICKEL FOR WIRE		14487		188036	6070
400 U STATES	LB				
NICKEL NICKEL SILVER IN INGOTS	5097	5251	53112	55154	6071
400 U STATES	5097	5251	53112	55154	
NICKEL BARS RODS STRIPS SHEETS	204	295	417359	130323	6072
100 U KINGDOM	204	295	417359	130323	
359 NORWAY			624	1745	
375 SWEDEN	661	386	60982	35752	
400 U STATES	356882	287076	1168	2889	
NICKEL SILVER BARS RODS STRIPS	457543	287462	2381853	2164496	6073
400 U STATES	LB			2204882	
NICKEL CHROMIUM IN BARS RODS	887	685	6837	6198	6074
400 U STATES	887	685	6837	6198	
NICKEL MANUFACTURES NOT PLATED	5156	7848	28635	42792	6075
100 U KINGDOM	5156	7848	28635	42792	
		3017		12842	

Articles and Countries from which Imported	MONTH OF NOVEMBER 1954		ELEVEN MONTHS ENDED NOVEMBER 1954		Class Number
	Quantities	Values (\$)	Quantities	Values (\$)	
344 ITALY				194	
400 U STATES		4705		111231	
		7722		124267	
NICKEL AND PLATED HOLLOW WARE					6076
100 U KINGDOM				55	
400 U STATES				2066	
				2121	
NICKEL PLATED WARE N O P					6077
100 U KINGDOM		16498		260498	
215 INDIA				4023	
231 HONG KONG				500	
234 AUSTRALIA				818	
305 AUSTRIA		7350		66652	
306 BELGIUM				6047	
317 CZECHOS				291	
318 DENMARK		259		259	
327 FRANCE		680		5998	
335 GERMANY W		30872		178673	
344 ITALY		728		20548	
347 JAPAN		4835		31691	
354 NETHRLNDS		3001		16056	
372 SPAIN				87	
375 SWEDEN		1374		4497	
376 SWITZRLND				1729	
400 U STATES		123917		1366865	
		189514		1965232	
ELECTRO PLATED WARE GILT WARE					6082
100 U KINGDOM		63378		778684	
215 INDIA		1691		5579	
231 HONG KONG		8324		37651	
234 AUSTRALIA		130		1612	
305 AUSTRIA		157		23321	
306 BELGIUM				1292	
317 CZECHOS				1922	
327 FRANCE		71		10975	
335 GERMANY W		32121		260680	
344 ITALY		402		55280	
347 JAPAN		71688		387243	
354 NETHRLNDS		565		5273	
375 SWEDEN		397		7794	
376 SWITZRLND		391		7549	
400 U STATES		1048761		10422342	
		1228076		12007197	
GOLD SILVER SWEEPS GOLD FRINGE					6084
100 U KINGDOM				8344	
327 FRANCE		632		4890	
335 GERMANY W				408	
400 U STATES		16974		39205	
		17606		52847	
GOLD SILVER DUTCH METAL LEAF					6085
100 U KINGDOM		4721		61735	
335 GERMANY W		317		3352	
400 U STATES		8538		70758	
		13576		135845	
GOLD MANUFACTURES N O P					6086
100 U KINGDOM		575		3435	
327 FRANCE		56		56	
335 GERMANY W		1110		3076	
347 JAPAN				261	
376 SWITZRLND				2637	
400 U STATES		13180		100165	
		14921		109630	
PLATINUM PALLADIUM IRIDIUM					6087
100 U KINGDOM		1120401		16219287	
224 JAMAICA				745	
359 NORWAY				63992	
400 U STATES		4586		180268	
		1124987		16464292	
PLATINUM CRUCIBLES					6088
400 U STATES		79143		1009136	
		79143		1009136	
PLAT RETORT FOR SULPHURIC ACIO					6089
BLACK OXIDE COPPER FOR COLOURS	LB				6090
100 U KINGDOM	2000	788	11261	4063	
400 U STATES			400	331	
	2000	788	11661	4394	
SILVER UNMANUFACTURED	OZ				6091
100 U KINGDOM			622	527	
400 U STATES	7011	5796	57402	48086	
	7011	5796	58024	48613	
COIN FOREIGN EXCEPT GOLD					6092
TOILET ARTICLES OF STERLING					6093
100 U KINGDOM		1017		19299	
335 GERMANY W		74		208	
400 U STATES		539		6059	
		1630		25566	
SILVER MANUFACTURES N O P					6094
100 U KINGDOM		22220		360607	
215 INDIA				81	
231 HONG KONG				179	
306 BELGIUM				57	
318 DENMARK		1264		17905	
327 FRANCE				2530	
335 GERMANY W		557		12884	

Articles and Countries from which Imported	MONTH OF NOVEMBER 1954		ELEVEN MONTHS ENDED NOVEMBER 1954		Class Number
	Quantities	Values (\$)	Quantities	Values (\$)	
344 ITALY				2414	
347 JAPAN				2112	
352 MEXICO		4484		5829	
354 NETHRLNDS		162		1869	
359 NORWAY		196		1386	
371 THAILAND				60	
375 SWEDEN		103		6079	
376 SWITZRLND		206		1879	
384 P RICO				11816	
400 U STATES		17029		115284	
		46221		542971	
TIN BLOCKS PIGS OR BARS	CWT				6101
100 U KINGDOM			7282	640456	
218 MALAYA	212	20426	15100	1272610	
306 BELGIUM	4640	402791	24769	2148763	
354 NETHRLNDS	560	49777	16233	1439253	
366 PORTUGAL	220	19775	220	19775	
400 U STATES	2800	248378	14738	1256807	
	8432	741147	78342	6777664	
TINFOIL	LB				6102
400 U STATES	3937	5327	26006	27670	
	3937	5327	26006	27670	
COLLAPSIBLE TUBES OF METAL					6103
100 U KINGDOM				745	
400 U STATES		6866		98251	
		6866		98996	
ZINC SPELTER	CWT				6111
ZINC BLOCKS PIGS BARS PLATES	CWT				6112
100 U KINGDOM			110	2158	
306 BELGIUM			1103	10753	
400 U STATES			671	17231	
			1884	30142	
ZINC STRIP AND SHEETS	CWT				6113
100 U KINGDOM			1716	27138	
306 BELGIUM	958	13808	4483	63838	
335 GERMANY W	625	12407	2362	40505	
400 U STATES	804	20263	13705	326548	
	2387	46478	22266	458029	
ZINC DUST	CWT				6115
100 U KINGDOM	44	612	1227	14309	
306 BELGIUM			32	491	
400 U STATES	210	3369	3840	54868	
	254	3981	5099	69668	
ZINC MANUFACTURES N O P					6116
100 U KINGDOM		61		20737	
306 BELGIUM				3130	
327 FRANCE				373	
335 GERMANY W		1530		11706	
400 U STATES		163794		1524009	
		165385		1559955	
ZINC SLUGS FOR DRY BATTERIES					6117
400 U STATES		33305		373829	
		33305		373829	
BABBITT METAL IN BLOCKS BARS	CWT				6121
100 U KINGDOM			20	698	
400 U STATES	9	1117	206	17803	
	9	1117	226	18501	
BRITANNIA METAL PIGS BLOCKS	CWT				6122
BRITANNIA METAL MANUFACTURES					6123
100 U KINGDOM				1592	
318 DENMARK				533	
400 U STATES		164		17869	
		164		19994	
CHROMIUM TUNGSTEN FOR ALLOYS	LB				6124
100 U KINGDOM			261386	144450	
335 GERMANY W			6150	14547	
400 U STATES	1615	6802	22103	75446	
	1615	6802	289639	234443	
ALLOY SLUGS CAST WITH DIAMONDS					6125
400 U STATES		477		18536	
		477		18536	
PHOSPHOR TIN PHOSPHOR BRONZE	LB				6126
100 U KINGDOM	52132	28857	414712	224951	
335 GERMANY W	3310	2388	112649	71869	
375 SWEDEN			694	1060	
400 U STATES	35245	28136	313742	282210	
	90687	59381	841797	580090	
ALLOYS OF COPPER					6129
100 U KINGDOM				19732	
400 U STATES		30898		199931	
		30898		219663	
ALLOYS OF MAGNESIUM					6130
100 U KINGDOM				3656	
400 U STATES		7006		86654	
		7006		90310	
CLOCKS	NO				6131
100 U KINGDOM			53897	83064	
305 AUSTRIA			859	1678	
306 BELGIUM			318	784	
317 CZECHO S			4	85	
318 DENMARK			36	2468	
327 FRANCE	39	147	1011	3890	
335 GERMANY W	52239	142794	302748	744533	
344 ITALY			13	176	

Articles and Countries from which Imported	MONTH OF NOVEMBER 1954		ELEVEN MONTHS ENDED NOVEMBER 1954		Class Number
	Quantities	Values (\$)	Quantities	Values (\$)	
347 JAPAN	200	440	544	1139	
354 NETHRLNDS	3	124	31	555	
375 SWEDEN			39	577	
376 SWITZRLND	3908	15212	17036	72752	
400 U STATES	15333	67805	120853	629238	
	71722	226522	497389	1540939	
CLOCK MOVEMENTS AND CASES					
100 U KINGDOM				20972	6132
327 FRANCE				583	
335 GERMANY W		432		6116	
376 SWITZRLND				192	
400 U STATES		5099		78251	
		5531		106114	
PARTS OF CLOCK MOVEMENTS					
100 U KINGDOM				15848	6133
318 DENMARK				391	
327 FRANCE				600	
335 GERMANY W		1158		6250	
376 SWITZRLND		58		313	
400 U STATES		31716		351872	
		32932		375274	
TIME RECORDERS					
100 U KINGDOM		163		13681	6134
225 TRINIDAD				7614	
335 GERMANY W		191		7613	
376 SWITZRLND				2525	
400 U STATES		8797		205698	
		9151		237131	
WATCHES					
100 U KINGDOM		667		8317	6135
305 AUSTRIA		539		5475	
306 BELGIUM				192	
318 DENMARK				125	
327 FRANCE		3379		68412	
335 GERMANY W		2307		25395	
344 ITALY				125	
347 JAPAN				223	
354 NETHRLNDS				126	
376 SWITZRLND		233487		1521412	
400 U STATES		4328		47316	
		244707		1677118	
WATCH CASES AND PARTS					
100 U KINGDOM		1611		6573	6136
231 HONG KONG				433	
327 FRANCE		5597		48776	
335 GERMANY W		14364		110087	
347 JAPAN		130		922	
376 SWITZRLND		29223		204708	
400 U STATES		82026		839419	
		132951		1210918	
WATCH ACTIONS AND MOVEMENTS					
100 U KINGDOM				269	6137
327 FRANCE		2480		18483	
335 GERMANY W		18248		126805	
353 MOROCCO				2222	
376 SWITZRLND		482204		3572409	
400 U STATES		36467		379551	
		539399		4099739	
PARTS OF WATCH MOVEMENTS					
100 U KINGDOM				5120	6138
327 FRANCE				3411	
335 GERMANY W		2629		28523	
376 SWITZRLND		48836		366295	
400 U STATES		23423		204876	
		74888		608225	
BATTERIES FLASHLIGHT AND PARTS					
231 HONG KONG		185		314	6139
335 GERMANY W				253	
400 U STATES		14415		126502	
		14600		127069	
BATTERIES HEARING AID AND PTS					
400 U STATES		47872		468592	6140
		47872		468592	
BATTERIES ELECTRIC PRIMARY NDP					
100 U KINGDOM				15903	6141
335 GERMANY W		159		900	
400 U STATES		37131		277455	
		37290		294258	
BATTERIES STORAGE N O P PARTS					
100 U KINGDOM		5541		238945	6142
327 FRANCE		4501		6274	
335 GERMANY W		262		2713	
381 ALASKA				232	
384 P RICO				5970	
400 U STATES		105647		1475489	
		115951		1729623	
APPARATUS ELECTRIC HEATING NDP					
100 U KINGDOM		5564		23860	6143
234 AUSTRALIA				5552	
335 GERMANY W		491		6448	
354 NETHRLNDS				514	
375 SWEDEN				202	
384 P RICO				1556	
400 U STATES		98538		1001947	
		104593		1040079	
DYNAMOS GENERATORS AND PTS NDP					
100 U KINGDOM		105309		774196	6144

Articles and Countries from which Imported	MONTH OF NOVEMBER 1954		ELEVEN MONTHS ENDED NOVEMBER 1954		Class Number
	Quantities	Values (\$)	Quantities	Values (\$)	
234 AUSTRALIA				959	
317 CZECHU S				375	
327 FRANCE				2528	
335 GERMANY W		72170		103687	
347 JAPAN				1084	
354 NETHRLNDS		147		1207	
359 NORWAY				788	
375 SWEDEN		42384		85151	
376 SWITZRLND				103052	
381 ALASKA				61164	
400 U STATES		777601		7211396	
		997611		8345587	
FUSES FUSE PLUGS CUTOUTS PARTS					6145
100 U KINGDOM		3172		82241	
400 U STATES		121934		793312	
		125106		875553	
FLUORESCENT TUBES ARC LAMPS	NU				6146
100 U KINGDOM			7483	3885	
335 GERMANY W			48	350	
400 U STATES	62943	56652	672739	597678	
	62943	56652	680270	601913	
LAMPS ELECTRIC CARBON FILAMENT	NO				6147
400 U STATES			432	194	
			432	194	
LAMPS ELECTRIC METAL FILAMENT	NU				6148
100 U KINGDOM	17623	2509	330760	51279	
231 HONG KONG	25000	174	185000	2264	
305 AUSTRIA			1024	454	
306 BELGIUM			27800	3788	
335 GERMANY W	11320	501	21968	2802	
347 JAPAN	1397000	24074	5029500	86787	
354 NETHRLNDS	11974	1402	578166	41733	
400 U STATES	869366	156314	9950235	1432967	
	2332283	184974	16124453	1622074	
LIGHTS HEAD SIDE TAIL TORCHES					6149
100 U KINGDOM		982		33535	
231 HONG KONG		12966		173558	
234 AUSTRALIA				1151	
306 BELGIUM				99	
317 CZECHU S				694	
327 FRANCE				1494	
335 GERMANY W		7599		29373	
344 ITALY				896	
347 JAPAN		1164		6811	
354 NETHRLNDS				9841	
376 SWITZRLND				254	
400 U STATES		66375		763969	
		89086		1021675	
ELECTRIC LIGHT FIXTURES N O P					6150
100 U KINGDOM		4320		62808	
231 HONG KONG		335		1955	
305 AUSTRIA		534		5549	
306 BELGIUM				2173	
317 CZECHU S		1820		16594	
318 DENMARK		208		5031	
326 FINLAND				1278	
327 FRANCE		234		10749	
335 GERMANY W		5147		52312	
344 ITALY		3721		45815	
347 JAPAN		4836		47987	
354 NETHRLNDS		318		2787	
359 NORWAY		3727		20531	
372 SPAIN				8760	
375 SWEDEN				10914	
376 SWITZRLND		518		518	
390 GERMANY E				832	
400 U STATES		525689		4706513	
		531407		5003106	
LIGHTNING ARRESTERS REACTORS					6151
100 U KINGDOM		2190		81489	
354 NETHRLNDS				7600	
375 SWEDEN				21878	
376 SWITZRLND				17704	
400 U STATES		33794		155955	
		35984		284626	
MAGNETOS FOR GAS ENGINES					6152
100 U KINGDOM				2626	
400 U STATES		20892		62269	
		20892		64895	
METERS ELECTRIC AND PARTS N O P					6153
100 U KINGDOM		34193		279586	
305 AUSTRIA		2482		2917	
318 DENMARK				1787	
326 FINLAND				825	
327 FRANCE				194	
335 GERMANY W				1702	
347 JAPAN				1553	
354 NETHRLNDS				114	
375 SWEDEN				91	
376 SWITZRLND		4080		38232	
400 U STATES		170923		1519525	
		211678		1846526	
MOTORS ELECTRIC UNDER 10 DDL	NU				6154
100 U KINGDOM	388	940	1661	9261	
306 BELGIUM			2688	4952	
318 DENMARK			96	91	

Articles and Countries from which Imported	MONTH OF NOVEMBER 1954		ELEVEN MONTHS ENDED NOVEMBER 1954		Class Number
	Quantities	Values (\$)	Quantities	Values (\$)	
335 GERMANY W	40	120	520	4545	
354 NETHRLNDS			2349	8270	
400 U STATES	4234	20251	47903	183685	
	4662	21311	55217	210804	
MOTORS ELECTRIC MOP AND PARTS					6155
100 U KINGDOM		185836		1769398	
306 BELGIUM		27087		62325	
317 CZECHO S		166		313	
318 DENMARK		168		811	
327 FRANCE		175		175	
335 GERMANY W		9328		84799	
344 ITALY				1264	
347 JAPAN				59	
354 NETHRLNDS		1625		13340	
359 NORWAY				298	
375 SWEDEN		1629		53821	
376 SWITZRLND		1412		65659	
381 ALASKA				1006	
400 U STATES		1000986		8807269	
		1228412		10860537	
RHEOSTATS CONTROLLERS STARTERS					6156
100 U KINGDOM		16668		435559	
231 HONG KONG				2388	
318 DENMARK				210	
335 GERMANY W		1228		13115	
375 SWEDEN				5760	
376 SWITZRLNO		4586		61428	
400 U STATES		637383		7244935	
		659865		7763395	
SAD IRONS ELECTRIC AND PARTS					6157
100 U KINGDOM		4986		49240	
335 GERMANY W				355	
400 U STATES		80392		508875	
		85378		558470	
SELFCONTAINED LIGHTING OUTFITS					6158
400 U STATES		3356		52165	
		3356		52165	
SOCKETS OUTLETS RECEPTACLES					6159
100 U KINGDOM				6844	
318 DENMARK				481	
375 SWEDEN				5760	
400 U STATES		225928		1624143	
		225928		1637228	
SPARK PLUGS MAGNETUS IGNITION					6160
100 U KINGDOM				1629	
400 U STATES		10280		81682	
		10280		83311	
SWITCHES SWITCHBOARDS AND PTS					6161
100 U KINGDOM		81458		1030780	
327 FRANCE		627		3125	
335 GERMANY W		2383		6216	
354 NETHRLNDS				110	
375 SWEDEN		23701		90179	
376 SWITZRLNO		13328		677861	
400 U STATES		765819		7996655	
		887316		9804926	
SWITCHGEAR FOR MINES					6162
100 U KINGDOM		77		36057	
400 U STATES		3722		43973	
		3799		80030	
TELEGRAPH APPARATUS AND PARTS					6163
100 U KINGDOM		21510		596739	
231 HONG KONG		3850		3850	
376 SWITZRLNO				1218	
400 U STATES		100799		2107234	
		126159		2709041	
TELEPHONE APPARATUS AND PARTS					6164
100 U KINGDOM		32695		1619834	
318 DENMARK				11332	
335 GERMANY W				3211	
354 NETHRLNDS				2015	
375 SWEDEN		3121		41294	
376 SWITZRLNO				56918	
400 U STATES		843185		7922667	
		879001		9657271	
TRANSFORMERS AND PARTS M O P					6165
100 U KINGDOM		71164		1271090	
305 AUSTRIA		152		152	
318 DENMARK		83		83	
327 FRANCE				6756	
335 GERMANY W		483		3389	
347 JAPAN				296	
354 NETHRLNDS				14811	
375 SWEDEN		13949		159285	
376 SWITZRLND		218		161671	
400 U STATES		314735		3651293	
		400784		5268826	
RADIO TUBES					6166
100 U KINGDOM	NO	214	1108	25820	185252
335 GERMANY W				12	303
354 NETHRLNDS		10924	5863	255252	103275
400 U STATES		1220753	1281203	5523776	7315162
		1231891	1288174	5804860	7603992
RADIO APPARATUS M O P					6167
100 U KINGDOM			521987		4113118
234 AUSTRALIA					152

Articles and Countries from which Imported	MONTH OF NOVEMBER 1954		ELEVEN MONTHS ENDED NOVEMBER 1954		Class Number
	Quantities	Values (\$)	Quantities	Values (\$)	
305 AUSTRIA		117		2396	
318 DENMARK				1145	
327 FRANCE				5192	
335 GERMANY W		150		2337	
338 HAITI				200	
344 ITALY				88	
347 JAPAN		1457		1457	
354 NETHRLNDS		31908		326765	
359 NORWAY		843		5074	
376 SWITZRLND				42353	
381 ALASKA		240		5610	
400 U STATES		6536563		47045789	
		7093265		51551676	
ELECTRIC DRY SHAVING MACHINES					6168
100 U KINGDOM				151	
305 AUSTRIA		2000		4414	
327 FRANCE				118	
335 GERMANY W		19516		30370	
347 JAPAN		665		1324	
354 NETHRLNDS		24920		300703	
375 SWEDEN				1359	
376 SWITZRLNO		4295		25162	
400 U STATES		318869		2623835	
		370265		2987436	
ELECT STEAM GENERATORS AND PTS	NU				6169
100 U KINGDOM		104894	2	1046683	
375 SWEDEN		17425		17425	
376 SWITZRLND		333	2	302552	
400 U STATES		1660	5	593463	
		124312	9	1960123	
ELECTRIC APPARATUS N O P					6170
100 U KINGDOM		46952		1253153	
231 HONG KONG				954	
234 AUSTRALIA				920	
305 AUSTRIA		257		1003	
306 BELGIUM				404	
317 CZECHO S				1203	
318 DENMARK		435		8615	
327 FRANCE		133		9036	
335 GERMANY W		4434		36266	
344 ITALY				1217	
347 JAPAN		1107		3608	
354 NETHRLNDS		5049		31944	
359 NORWAY				1684	
375 SWEDEN		4790		211543	
376 SWITZRLNO		2473		43271	
381 ALASKA		550		7389	
400 U STATES		1566972		19690183	
		1633152		21302393	
ELECTRIC PRECISION INSTRUMENTS					6171
100 U KINGDOM		30319		304413	
225 TRINIDAD		1889		20044	
305 AUSTRIA		1327		8006	
318 DENMARK		1846		27270	
327 FRANCE		3085		59618	
335 GERMANY W		708		12978	
354 NETHRLNDS		6719		19587	
359 NORWAY				1489	
376 SWITZRLNO		1988		31471	
400 U STATES		529191		4770691	
		577072		5255567	
ELECTRIC OR GAS WELDING APP					6172
100 U KINGDOM		1099		67797	
318 DENMARK				3232	
327 FRANCE				174	
335 GERMANY W		88		5601	
375 SWEDEN		552		552	
381 ALASKA				10576	
400 U STATES		283466		3813969	
		285205		3901901	
RADIO RECEIVING SETS	NO				6173
100 U KINGDOM	4	4303	514	39381	
234 AUSTRALIA			1	149	
335 GERMANY W	71	3633	585	19252	
347 JAPAN			1	100	
354 NETHRLNDS			23	1494	
375 SWEDEN			1	143	
381 ALASKA			1	50	
400 U STATES	2854	65610	12819	800918	
	2929	73546	13945	861487	
TELEVISION RECEIVING SETS	NO				6174
100 U KINGDOM			7	4362	
354 NETHRLNDS			2	197	
381 ALASKA			2	541	
400 U STATES	3505	362316	17157	1885917	
	3505	362316	17168	1891017	
RADIO SET PARTS TARIFF 4450					6175
100 U KINGDOM		24358		363607	
335 GERMANY W		870		11549	
354 NETHRLNDS		27579		186745	
375 SWEDEN				68	
376 SWITZRLND		615		751	
400 U STATES		1633184		8959202	
		1686606		9521922	
RADIO TUBE PARTS TARIFF 445P					6176
100 U KINGDOM				6752	

Articles and Countries from which Imported	MONTH OF NOVEMBER 1954		ELEVEN MONTHS ENDED NOVEMBER 1954		Class Number
	Quantities	Values (\$)	Quantities	Values (\$)	
354 NETHRLNDS		933		5 722	
400 U STATES		47 3454		426 6487	
SOUND EQUIPMENT		47 4387		427 8961	
100 U KINGDOM		19679		119949	6177
224 JAMAICA				201	
234 AUSTRALIA		334		1498	
306 BELGIUM				3481	
327 FRANCE				3219	
335 GERMANY W		114		2622	
354 NETHRLNDS		10799		28144	
359 NORWAY				117	
376 SWITZRLND		701		701	
400 U STATES		231155		2301089	
LIGHTING FIXTURES GAS COAL OIL		262782		2461021	
100 U KINGDOM		494		14400	6181
231 HONG KONG		214		1272	
317 CZECHO S				281	
327 FRANCE		304		1715	
335 GERMANY W				6517	
347 JAPAN				561	
354 NETHRLNDS		288		616	
372 SPAIN				3136	
400 U STATES		10459		178212	
GAS MANTLES GAS BURNERS		11759		206710	
100 U KINGDOM				2471	6182
327 FRANCE		356		356	
400 U STATES		4680		41684	
GAS METERS AND PARTS		5036		44511	
100 U KINGDOM		6066		41034	6183
400 U STATES		48991		487873	
PLATES CYLINDERS ENGRAVERS		55057		528907	
100 U KINGDOM		402		18862	6191
335 GERMANY W				623	
354 NETHRLNDS		2359		2359	
400 U STATES		72084		768541	
PLATES PRINTING 2 COLOURS		74845		790385	
100 U KINGDOM		3032		8586	6192
400 U STATES		15796		225070	
PLATES FOR PRINTING MUSIC		18828		233656	
400 U STATES		23999		111066	6193
STEREOTYPES ELECTROTYPES NUP		23999		111066	
335 GERMANY W	SW IN	120	50	2080	212
400 U STATES		5853	1839	134966	23866
MATRICES FOR STEREOTYPES 475A		5973	1889	137046	24078
327 FRANCE	SW IN	10000	84	10000	84
400 U STATES		394722	904	2663353	7529
STEREOTYPES FOR BOOKS		404722	988	2673353	7613
100 U KINGDOM	SW IN	78037	631	689129	3250
400 U STATES		156446	21087	1899259	172134
STEREOTYPES FOR ADVERTISEMENTS		234483	21718	2588388	175384
100 U KINGDOM	SW IN	11824	291	27848	789
354 NETHRLNDS				471	104
400 U STATES		528749	18329	3858821	151811
TYPE METAL IN BLOCKS PLATES		540573	18620	3887140	152704
100 U KINGDOM	LB			13440	2414
400 U STATES		405	112	405	112
TYPE PRINTING CHASES QUOINS		405	112	13845	2526
100 U KINGDOM			1236	22186	6199
231 HONG KONG				4972	
234 AUSTRALIA				677	
318 DENMARK				1130	
327 FRANCE				179	
335 GERMANY W				2510	
354 NETHRLNDS				4610	
400 U STATES		11242		138801	
PRINTG PLATES FOR PUBLICATIONS		12478		175065	
100 U KINGDOM		1189		4184	6200
327 FRANCE				115	
354 NETHRLNDS		845		2432	
400 U STATES		29377		447644	
MOULING MATERIAL ELECTROTYPE		31411		454375	
400 U STATES		2464		20689	6201
TUNGSTEN BEARING ORES	CWT	2464		20689	
400 U STATES			72	6164	6208
CHROME ORE			72	6164	
205 RHOD NYAB	CWT	99847	96796	122233	120772
207 UN SO AFR		268356	159757	417658	267347
364 PHIL				179200	117325
400 U STATES		2656	6453	29206	60767
		370859	263006	748297	566211

Articles and Countries from which Imported	MONTH OF NOVEMBER 1954		ELEVEN MONTHS ENDED NOVEMBER 1954		Class Number
	Quantities	Values (\$)	Quantities	Values (\$)	
ANTIMONY OR REGULUS OF	LB				6211
100 U KINGDOM	355840	91832	1169233	296071	
306 BELGIUM	117734	25684	483507	107370	
317 CZECHO S			57640	10263	
335 GERMANY W	19841	4063	42769	8689	
352 MEXICO			100000	25050	
354 NETHRLNDS	24250	4846	101890	24672	
400 U STATES			64013	13391	
	517665	126425	2019052	485506	
BISMUTH METALLIC NATURAL	LB				6212
CINNABAR	LB				6214
COBALT ORE	CWT				6215
359 NORWAY	1	126	1	126	
400 U STATES	1	195	103	1195	
	2	321	104	1321	
MANGANESE ORE	CWT				6216
100 U KINGDOM	234	2169	1295	11192	
210 G COAST			112000	248625	
215 INDIA			35870	70976	
307 BEL CONGO			44800	96839	
316 CUBA			138880	255931	
327 FRANCE	20	93	100	201	
400 U STATES	4460	25676	640787	1562935	
	4714	27938	973732	2246699	
ORES OF METALS N O P	CWT				6217
100 U KINGDOM	146	732	256	1187	
234 AUSTRALIA			1209	2892	
308 BOLIVIA			31845	237077	
363 PERU			170073	1181237	
371 THAILAND	87278	168919	124438	272094	
400 U STATES	8958	24628	25623	106758	
	96382	194279	353444	1801245	
MERCURY OR QUICKSILVER	LB				6218
100 U KINGDOM			416	1314	
344 ITALY			43124	93409	
352 MEXICO	4253	22997	35981	116606	
400 U STATES	8131	31617	153516	378816	
	12384	54614	233037	590145	
ANODES NICKEL ZINC COPPER ETC					6219
375 SWEDEN				1624	
400 U STATES		6568		21682	
		6568		23306	
ARTICLES FOR AGRIC IMPLEMENTS					6220
100 U KINGDOM		201		2741	
400 U STATES		11495		529544	
		11696		532285	
ARTICLES FOR STORAGE BATTERIES					6221
400 U STATES		10181		171534	
		10181		171534	
BELLS FOR CHURCHES					6222
100 U KINGDOM		1602		5670	
327 FRANCE		733		55945	
354 NETHRLNDS				16973	
376 SWITZRLND				435	
400 U STATES		12728		98045	
		15063		177068	
BELLS AND GONGS N O P					6223
100 U KINGDOM		168		6218	
215 INDIA		4487		8190	
305 AUSTRIA		121		121	
306 BELGIUM		7764		9705	
317 CZECHO S		65		65	
318 DENMARK				74	
335 GERMANY W		577		11232	
344 ITALY		47		99	
347 JAPAN		1117		1810	
375 SWEDEN		1427		4769	
400 U STATES		14247		111213	
		30020		153496	
SLIDE OR ZIPPER FASTENERS					6225
100 U KINGDOM		259		3745	
305 AUSTRIA				4650	
335 GERMANY W				254	
400 U STATES		4134		72876	
		4393		81525	
BUCKLES CLASPS EYELETS HOOKS					6226
100 U KINGDOM		7915		81722	
317 CZECHO S		88		789	
327 FRANCE				1925	
335 GERMANY W		901		10706	
344 ITALY		268		2642	
347 JAPAN				78	
376 SWITZRLND				770	
400 U STATES		91126		939358	
		100298		1037990	
CAGES ANIMAL OF WIRE AND PARTS					6227
100 U KINGDOM		2664		24111	
317 CZECHO S				126	
335 GERMANY W				1522	
400 U STATES		11056		30016	
		13720		55775	
CHRONOMETERS COMPASSES SHIPS					6228
100 U KINGDOM		3106		264539	
220 BERMUDA				350	

Articles and Countries from which Imported	MONTH OF NOVEMBER 1954		ELEVEN MONTHS ENDED NOVEMBER 1954		Class Number
	Quantities	Values (\$)	Quantities	Values (\$)	
234 AUSTRALIA				1 216	
335 GERMANY W				391	
375 SWEDEN		128		351	
400 U STATES		6919		368403	
		10153		635250	
METAL ARTICLES FOR JEWELLERY					6 229
100 U KINGDOM		432		2735	
231 HONG KONG				2243	
327 FRANCE				389	
335 GERMANY W		532		9756	
400 U STATES		43043		359166	
		44007		374289	
ARTICLES FOR USE IN FISHERIES					6 230
100 U KINGDOM		517		45748	
327 FRANCE				536	
347 JAPAN				400	
354 NETHRLNDS				735	
359 NORWAY		190		517	
366 PORTUGAL		2028		6580	
372 SPAIN		724		2053	
400 U STATES		9418		85222	
		12877		141791	
ARTICLES N U P FOR MFR SHIPS					6 232
100 U KINGDOM		31557		1288974	
318 DENMARK				470	
335 GERMANY W		1503		25324	
344 ITALY				485	
354 NETHRLNDS		523		1031	
359 NORWAY		316		6421	
375 SWEDEN				1740	
376 SWITZRLNO				11559	
381 ALASKA				136	
400 U STATES		713951		4649947	
		747850		5986087	
ELEMENTS FOR LAMP FILAMENTS					6 233
305 AUSTRIA		1376		13753	
354 NETHRLNDS		7139		11001	
400 U STATES		39927		758339	
		68442		783093	
METAL PTS FOR COVERED BUTTONS					6 234
100 U KINGDOM				515	
344 ITALY				327	
400 U STATES		8389		79163	
		8389		80005	
NAILS TACKS BRASS OR COPPER					6 235
100 U KINGDOM				506	
400 U STATES		2211		14450	
		2211		14956	
PATTERNS OF METAL NOT MODELS					6 236
100 U KINGDOM				494	
400 U STATES		6371		633852	
		6371		634346	
UMBRELLA PARTS EXCEPT FABRIC					6 237
100 U KINGDOM				2047	
305 AUSTRIA				192	
306 BELGIUM		174		574	
327 FRANCE		142		261	
335 GERMANY W		4782		37948	
344 ITALY		192		2123	
347 JAPAN				214	
360 ISRAEL				325	
375 SWEDEN		159		159	
400 U STATES		53436		380336	
		58885		424179	
RIVETS BURRS BRASS OR COPPER					6 238
100 U KINGDOM				2466	
400 U STATES		7986		112919	
		7986		115385	
SCREWS OF METAL N U P					6 240
100 U KINGDOM		54		4064	
306 BELGIUM		58		1210	
335 GERMANY W		735		14367	
354 NETHRLNDS				1022	
375 SWEDEN		451		1220	
400 U STATES		7789		101336	
		9087		123219	
SHOE AND CORSET EYELETS HOOKS					6 241
335 GERMANY W		347		1405	
344 ITALY		220		9711	
400 U STATES		14888		185292	
		15455		196408	
TIPS STUDS FOR CORSET CLASPS					6 242
100 U KINGDOM				562	
400 U STATES		308		2781	
		308		3343	
TRACTION ENGINE MATERIALS					6 243
WIRE FOR SHOE NAILING MACHINES	LB				6 245
100 U KINGDOM			2240	240	
335 GERMANY W			12826	1872	
400 U STATES	4800	1145	16655	4173	
	4800	1145	31721	6285	
WIRE NON FERROUS COVERED					6 247
100 U KINGDOM		58190		587801	
335 GERMANY W		6562		45502	
354 NETHRLNDS				776	

Articles and Countries from which Imported	MONTH OF NOVEMBER 1954		ELEVEN MONTHS ENDED NOVEMBER 1954		Class Number
	Quantities	Values (\$)	Quantities	Values (\$)	
381 ALASKA				1 710	
400 U STATES		256442		1939309	
WIRE TINSEL FOR BRAIDS CORDS		321194		2575098	6248
335 GERMANY W				4785	
400 U STATES		1457		10117	
WIRE STRANDED NON FERROUS		1457		14902	6249
100 U KINGDOM		2012		47186	
335 GERMANY W				40668	
354 NETHRLNDS				1434	
375 SWEDEN				902	
381 ALASKA				109	
400 U STATES		15050		145101	
WIRE NON FERROUS		17062		235400	6250
N O P					
100 U KINGDOM		3212		40648	
327 FRANCE				823	
335 GERMANY W				2161	
354 NETHRLNDS		186		2865	
375 SWEDEN				3056	
400 U STATES		30057		262602	
NON FERROUS METALS AND PRODUCT		33455		312155	6251
100 U KINGDOM		896		39983	
306 BELGIUM				505733	
327 FRANCE				140	
335 GERMANY W				2219	
344 ITALY				340	
347 JAPAN		155		2837	
352 MEXICO				6551	
354 NETHRLNDS		243		1012	
359 NORWAY				350	
375 SWEDEN		16023		140704	
400 U STATES		244639		1845814	
PARTS FOR MFR OF SHUTTLES		261956		2545683	6252
100 U KINGDOM		265		265	
335 GERMANY W				1384	
400 U STATES		5468		64148	
HINGES FOR JEWELLERY BOXES		5733		65797	6253
400 U STATES					
MATERIALS FOR MFR MINING MACH		3234		24481	6254
400 U STATES		3234		24481	
MAGNESIUM SCRAP	LB	4869		36152	6255
METAL POWDER FRICTION MATERIAL					6256
400 U STATES				723	
RESIDUES NON FERROUS	CWT			723	6257
100 U KINGDOM			8247	58045	
400 U STATES	4213	77550	52265	756122	
	4213	77550	60512	814167	

Articles and Countries from which Imported	MONTH OF NOVEMBER 1954		ELEVEN MONTHS ENDED NOVEMBER 1954		Class Number
	Quantities	Values (\$)	Quantities	Values (\$)	
<u>GROUP 7</u>					
<u>NON METALLIC MINERALS</u>					
ASBESTOS PACKING					
100 U KINGDOM	LB 9929	4546	70194	38086	7001
400 U STATES	18553	16504	159344	172856	
	28482	21050	229538	210942	
ASBESTOS BRAKE LINING FOR AUTO					
100 U KINGDOM		3426		29085	7002
335 GERMANY W				1229	
400 U STATES		20809		209557	
		24235		239871	
ASBESTOS MANUFACTURES N O P					
100 U KINGDOM		25628		349139	7003
306 BELGIUM				45281	
344 ITALY				1664	
381 ALASKA				6344	
400 U STATES		140903		2065973	
		166531		2468401	
ASBESTOS CLUTCH FACINGS AUTO					
100 U KINGDOM		178		5656	7004
335 GERMANY W				419	
400 U STATES		16129		227320	
		16307		233395	
BRAKE LININGS AND FACINGS NOP					
100 U KINGDOM		3817		39433	7005
400 U STATES		13615		75177	
		17432		114610	
CHINA CLAY GROUND					
100 U KINGDOM	CWT 55340	47821	620892	506231	7011
400 U STATES	98596	80748	1088259	822979	
	153936	128569	1709151	1399210	
FIRE CLAY GROUND					
100 U KINGDOM	CWT 178106	42127	22209	9417	7012
400 U STATES	178106	42127	1168874	348033	
			1191083	357450	
PIPE CLAY GROUND					
400 U STATES	CWT		111999	14836	7013
			111999	14836	
CLAYS N O P GROUND					
100 U KINGDOM		110		1021	7014
400 U STATES		33649		401235	
		33759		402256	
ZIRCONIUM SILICATE					
234 AUSTRALIA				7485	7015
400 U STATES		18936		109486	
		18936		116971	
ZIRCONIUM OXIDE					
400 U STATES		572		9970	7016
		572		9970	
SAGGARS FOR CERAMIC PRODUCTS					
400 U STATES		3151		32880	7017
		3151		32880	
ACTIVATED CLAY TO REFINE OILS					
400 U STATES		78256		756196	7018
		78256		756196	
GROG FOR REFRACTORY MATERIALS					
400 U STATES	TUN 608	14257	6630	163406	7019
	608	14257	6630	163406	
BRICK BUILDING					
400 U STATES	TUN 10909	207245	94345	1787486	7021
	10909	207245	94345	1787486	
BRICK FIRE CHROME					
400 U STATES		36400		423344	7022
		36400		423344	
BRICK FIRE MAGNESITE					
100 U KINGDOM		5837		6236	7023
400 U STATES		28331		356154	
		34168		362390	
BRICK FIRE 90 PER CENT SILICA					
335 GERMANY W		60		3509	7024
400 U STATES		91670		749185	
		91730		752694	
BRICK FIRE 100 DOL THOUSAND					
335 GERMANY W		524		524	7025
400 U STATES		46216		716188	
		46740		716712	
BRICK FIRE FURNACE OR KILN					
100 U KINGDOM				45562	7026
335 GERMANY W		732		1636	
375 SWEDEN				62	
400 U STATES		250959		2462739	
		251691		2509999	
BRICK FIRE N O P					
100 U KINGDOM		28765		206555	7027
318 DENMARK		840		13741	
335 GERMANY W				6279	
400 U STATES		170601		1962600	
		200406		2189175	
BRICK PAVING					
400 U STATES	TUN 142	2484	1692	26988	7028
	142	2484	1692	26988	

IMPORTS INTO CANADA FOR CONSUMPTION

Articles and Countries from which Imported	MONTH OF NOVEMBER 1954		ELEVEN MONTHS ENDED NOVEMBER 1954		Class Number
	Quantities	Values (\$)	Quantities	Values (\$)	
BUILDING BLOCKS BUILDING TILE					
100 U KINGDOM		2333		8769	7029
375 SWEDEN				10956	
400 U STATES		78997		748319	
		81330		768044	
DRAIN PIPES SEWER PIPES N O P					7030
100 U KINGDOM		2204		49887	
381 ALASKA				163	
400 U STATES		52671		452993	
		54875		503043	
DRAIN TILES NOT GLAZED					7031
100 U KINGDOM		81		81	
400 U STATES		136		362	
		217		443	
TILES FOR MOSAIC FLOORING					7032
100 U KINGDOM		4659		48209	
317 CZECHO S		2136		2495	
327 FRANCE				2152	
335 GERMANY W				2866	
344 ITALY		340		4379	
347 JAPAN		11044		92806	
354 NETHRLNDS		1020		6094	
400 U STATES		9538		118136	
		28737		277137	
EARTHENWARE TILES FOR ROOFING					7033
306 BELGIUM		5484		22559	
400 U STATES		205		9295	
		5689		31854	
TILES EARTHENWARE N O P					7034
100 U KINGDOM		73485		615747	
306 BELGIUM		456		22131	
317 CZECHO S		3395		20187	
335 GERMANY W		9397		102778	
344 ITALY		8627		47590	
347 JAPAN		901		32261	
352 MEXICO				194	
354 NETHRLNDS				646	
372 SPAIN		11970		76157	
390 GERMANY E				1019	
400 U STATES		34908		231396	
		143139		1150106	
CHINA AND PURCELAIN WAKE N O P					7043
100 U KINGDOM		782		16729	
231 HONG KONG				104	
318 DENMARK				117	
327 FRANCE				318	
335 GERMANY W				2807	
340 HUNGARY				115	
344 ITALY				344	
347 JAPAN		773		13426	
390 GERMANY E				92	
400 U STATES		4198		54300	
		5753		88352	
DEMIJOHNS CHURNS CROCKS N O P					7045
100 U KINGDOM				179	
400 U STATES		1064		22079	
		1064		22258	
TABLEWARE OF CHINA PORCELAIN					7046
100 U KINGDOM		666997		9892378	
223 BARBADOS				635	
227 BAHAMAS				4080	
231 HONG KONG		3651		17807	
305 AUSTRIA				452	
306 BELGIUM		1247		15820	
317 CZECHO S				729	
318 DENMARK		4385		31198	
326 FINLAND		785		1297	
327 FRANCE		4059		110270	
335 GERMANY W		10423		158425	
336 GREECE				1485	
340 HUNGARY		77		1109	
344 ITALY		4277		66182	
347 JAPAN		53070		434832	
354 NETHRLNDS		603		7948	
359 NORWAY		663		2318	
366 PORTUGAL		383		7351	
372 SPAIN				588	
375 SWEDEN		2236		5906	
376 SWITZRLND		85		3220	
384 P HICD				482	
390 GERMANY E		207		6305	
400 U STATES		115979		909507	
		869127		11680324	
STONEWARE EARTHENWARE N O P					7047
100 U KINGDOM		19995		320153	
231 HONG KONG		1823		9178	
234 AUSTRALIA				66	
305 AUSTRIA		1056		5170	
306 BELGIUM		369		4206	
317 CZECHO S				439	
318 DENMARK		2636		8795	
327 FRANCE		3880		45180	
335 GERMANY W		4778		43636	
336 GREECE		868		2009	
340 HUNGARY		85		412	
344 ITALY		3441		59085	

Articles and Countries from which Imported	MONTH OF NOVEMBER 1954		ELEVEN MONTHS ENDED NOVEMBER 1954		Class Number
	Quantities	Values (\$)	Quantities	Values (\$)	
347 JAPAN		35270		297130	
352 MEXICO		80		1286	
354 NETHRLNDS		1177		16758	
359 NORWAY		177		1040	
366 PORTUGAL				1454	
372 SPAIN				4063	
375 SWEDEN		198		5044	
376 SWITZRLND				2257	
390 GERMANY E		312		3889	
400 U STATES		93309		797231	
		169454		1628481	
CHEMICAL STONEWARE ACID RESIST					7048
100 U KINGDOM		3181		7147	
400 U STATES		14843		115167	
		18024		122314	
PORCELAIN RUBBER GLOVE FORMS					7049
400 U STATES		89		16807	
		89		16807	
ARTIFICIAL TEETH NOT MOUNTED					7051
100 U KINGDOM		320		4438	
327 FRANCE				304	
335 GERMANY W		479		14772	
344 ITALY		280		1612	
354 NETHRLNDS				444	
360 ISHAEL				370	
376 SWITZRLND		184		4002	
400 U STATES		86404		1015084	
		87667		1041026	
BATHS BATHTUBS BASINS ETC N O P					7052
100 U KINGDOM		82327		698142	
335 GERMANY W		2049		53952	
347 JAPAN		3056		8233	
354 NETHRLNDS				65	
381 ALASKA				178	
400 U STATES		275626		2092307	
		363058		2852877	
CRUCIBLES N O P ANU COVERS					7053
100 U KINGDOM		151		19205	
327 FRANCE				408	
400 U STATES		7650		64411	
		7801		84024	
INSULATORS ELECTRIC PORCELAIN					7055
100 U KINGDOM		1041		106556	
317 CZECHO S				5874	
335 GERMANY W				3038	
376 SWITZRLND				6757	
400 U STATES		28464		353260	
		29505		475485	
MANUFACTURES OF CLAY N O P					7056
100 U KINGDOM		448		23694	
215 INDIA				3029	
335 GERMANY W		1095		1502	
400 U STATES		56399		540804	
		57942		569029	
BRIQUETTES OF COAL OR COKE	TUN				7060
400 U STATES		13126	157363	112899	1404595
		13126	157363	112899	1404595
ANTHRACITE SCREENINGS OR DUST	TUN				7061
207 UN SU AFR		560	1653	588	4531
400 U STATES		560	1653	1769	9590
		560	1653	2357	14121
ANTHRACITE DOMESTIC SIZES	TUN				7062
100 U KINGDOM		20136	295953	129124	1901795
400 U STATES		247376	3078240	1810022	23239981
		267512	3374193	1939146	25141776
ANTHRACITE SMALLER SIZES N O P	TUN				7063
100 U KINGDOM		11471	137795	123554	1500794
207 UN SO AFR				202	1553
400 U STATES		57382	412585	416537	3252813
		68853	550380	540293	4755160
COAL BITUMINOUS AND COAL N O P	TUN				7064
100 U KINGDOM				54	336
400 U STATES		1624925	7363469	14449294	65601521
		1624925	7363469	14449348	65601857
COAL LIGNITE	TUN				7065
400 U STATES		819	3998	2551	13196
		819	3998	2551	13196
COAL EXWAREHOUSED SHIPS STORES	TUN				7066
400 U STATES		34500	152484	233786	1064600
		34500	152484	233786	1064600
BENZOL	GAL				7070
400 U STATES				1736096	754784
				1736096	754784
COAL TAR CRUDE IN BULK	GAL				7071
100 U KINGDOM				172964	32724
400 U STATES		70815	12937	630155	121067
		70815	12937	803119	153791
COAL PITCH	CWT				7072
100 U KINGDOM		12380	18648	178385	266937
400 U STATES		110661	170198	782276	1201679
		123041	188846	960661	1468616
CARBOLIC OR HEAVY OIL	GAL				7073
100 U KINGDOM		7370	2616	2328330	478823
234 AUSTRALIA		675	165	4485	1089
347 JAPAN				312712	59088
400 U STATES		88248	21547	2246304	378307
		96293	24328	4891831	917307

Articles and Countries from which Imported	MONTH OF NOVEMBER 1954		ELEVEN MONTHS ENDED NOVEMBER 1954		Class Number
	Quantities	Values (\$)	Quantities	Values (\$)	
COKE PETROLEUM 335 GERMANY W 400 U STATES	TUN 34664	608532	11 259255	625 4275809	7074
COKE GROUND FOR BATTERIES	TUN 34664	608532	259266	4276434	7075
COKE N O P 100 U KINGDOM 400 U STATES	TUN 33065	488527	133 236278	3427 3792035	7077
DECANTERS AND TUMBLERS 100 U KINGDOM 305 AUSTRIA 306 BELGIUM 317 CZECHO S 327 FRANCE 335 GERMANY W 347 JAPAN 375 SWEDEN 400 U STATES				1374 238 3347 2264 5801 1795 233 484 282609 50550	7079
LAMP CHIMNEYS 335 GERMANY W 400 U STATES		3656		61 54089 3656	7080
GLASS PLATES FOR OPTICAL MFR 100 U KINGDOM 335 GERMANY W 400 U STATES		1501 17203		425 5088 337468	7081
GLASS CARBUYS BOTTLES JARS 100 U KINGDOM 231 HUNG KONG 305 AUSTRIA 306 BELGIUM 317 CZECHO S 318 DENMARK 327 FRANCE 335 GERMANY W 340 HUNGARY 344 ITALY 347 JAPAN 354 NETHRLNDS 372 SPAIN 375 SWEDEN 376 SWITZRLND 400 U STATES		97025 105 281 3068 1765 274 3773 354 324 2542 240 179 538845 648775		745184 487 3764 8092 6503 526 22173 16050 612 2756 12817 240 3032 2691 272 4268445 5093644	7082
GLASS TABLEWARE CUT GLASS NOP 100 U KINGDOM 234 AUSTRALIA 305 AUSTRIA 306 BELGIUM 317 CZECHO S 318 DENMARK 326 FINLAND 327 FRANCE 335 GERMANY W 340 HUNGARY 344 ITALY 347 JAPAN 352 MEXICO 354 NETHRLNOS 365 POLAND 366 PORTUGAL 372 SPAIN 375 SWEDEN 376 SWITZRLND 389 IRELAND 390 GERMANY E 400 U STATES		26777 2833 23355 37238 973 1485 2805 13536 2827 4936 16142 212 7233 307 535 201705 347623		298135 56 39776 166944 133289 3055 2294 18585 132129 10522 40454 57605 2014 19658 963 8080 1180 56011 334 663 3323 1312248 2307318	7083
LAMP BULBS AND TUBING FOR 100 U KINGDOM 335 GERMANY W 400 U STATES		514 158025 158539		3687 2059 1690882 1696628	7084
GLASS SHADES OR GLOBES 100 U KINGDOM 306 BELGIUM 317 CZECHO S 335 GERMANY W 344 ITALY 400 U STATES				2006 175 480 1418 63 50297 3397	7085
LENSES GLASS N O P 100 U KINGDOM 305 AUSTRIA 327 FRANCE 335 GERMANY W 347 JAPAN 400 U STATES		836 484 20169 21489		2411 2420 2029 17294 4391 243010 271555	7086
FRESNEL TYPE LENSES GLOBES 100 U KINGDOM 400 U STATES		135 7473 7608		437 137996 138433	7087

Articles and Countries from which Imported	MONTH OF NOVEMBER 1954		ELEVEN MONTHS ENDED NOVEMBER 1954		Class Number	
	Quantities	Values (\$)	Quantities	Values (\$)		
MOULDED SHAPES FOR ELECT FIXT					7088	
100 U KINGDOM				2517		
317 CZECHO S		2265		13582		
327 FRANCE				133		
335 GERMANY W		2363		6975		
390 GERMANY E				1014		
400 U STATES		140348		1206526		
		144976		1230747		
HEAT RESISTING GLASSWARE					7089	
100 U KINGDOM		14827		63242		
317 CZECHO S				1548		
335 GERMANY W		3803		9402		
347 JAPAN				112		
376 SWITZRLND		4319		11607		
400 U STATES		214903		2056342		
		237852		2142253		
SHEET GLASS TRANSPRT TO 34 OZ					7091	
100 U KINGDOM	sq ft	352949	27982	7842350		626530
306 BELGIUM		1495244	128137	11963088		1006170
317 CZECHO S		1768661	55019	9677899		321214
327 FRANCE		668855	46880	3818678		239374
335 GERMANY W		1140047	70080	7003729		389753
347 JAPAN		30070	1677	1081542		46889
354 NETHRLNOS		24663	2218	24663		2218
365 POLAND				169800		9044
375 SWEDEN				200150		10005
400 U STATES		60246	4834	971750		120738
		5540735	336827	42753649		2771935
GLASS FOR PHOTO DRY PLATES						7092
PLATE GLASS NOT OVER 7 SQ FT						7093
100 U KINGDOM	sq ft	33391	15894	143461	67938	
306 BELGIUM		764	287	85631	34171	
327 FRANCE		1200	407	21719	7900	
335 GERMANY W		1129	408	12640	5781	
400 U STATES		26837	19813	419743	214678	
		63321	36809	683194	330468	
PLATE GLASS 7 TO 25 SQ FT					7094	
100 U KINGDOM	sq ft	229547	89460	2090431		867661
306 BELGIUM		16662	6714	304948		142459
317 CZECHO S				1503		430
327 FRANCE		14103	6594	71262		35172
335 GERMANY W		7139	3093	39828		20994
400 U STATES		129726	62748	1888713	922701	
		397177	168609	4396685	1989417	
PLATE GLASS N O P					7095	
100 U KINGDOM	sq ft	181239	88246	2012840		979729
306 BELGIUM		86284	43094	857726		459336
327 FRANCE		17041	9323	118051		58462
335 GERMANY W		13652	7604	118387		59682
354 NETHRLNDS				9427		5930
400 U STATES		722151	312533	6685105	2927563	
		1020367	460800	9801536	4490702	
GERMAN MIRROR PLATE UNSILVERED					7096	
LAMINATED GLASS SHEETS OR MFRS					7097	
100 U KINGDOM	sq ft	5671	2958	164381		86124
306 BELGIUM				8125		4416
317 CZECHO S				8665		4125
335 GERMANY W		18652	9257	69626		36948
400 U STATES		595	1329	23852		32700
		24918	13544	274649	164313	
SHEET GLASS TRANSPNT OVR 34 OZ					7098	
100 U KINGDOM	sq ft	23884	5398	281105		68949
306 BELGIUM		153350	40651	1073868		304147
317 CZECHO S		7024	1021	25278		4804
327 FRANCE		16526	5265	36504		10914
335 GERMANY W		70759	16072	564286		120533
400 U STATES		79153	41054	1336675	441245	
		350696	109461	3317716	950592	
GLASS SHEETS WIRE					7099	
100 U KINGDOM	sq ft	79730	23402	780621		259867
306 BELGIUM		44326	7518	214705		36704
327 FRANCE				2799		1123
335 GERMANY W				53719		9948
365 POLAND				840		152
400 U STATES		5013	4012	88720	38190	
		129069	34932	1141404	345984	
ORNAMENTAL COLOURED GLASS					7111	
100 U KINGDOM	sq ft	5509	1145	235036		68945
306 BELGIUM		3315	729	23807		5349
327 FRANCE				1379		933
335 GERMANY W		4632	1505	5120		1659
347 JAPAN		17448	2549	45533		7076
400 U STATES		9074	6736	138327	103321	
		39978	12664	449202	187283	
PAINTED OBSCURED WHITE GLASS					7112	
100 U KINGDOM	sq ft	229196	33381	1577300		224406
306 BELGIUM		59191	8968	530307		75036
317 CZECHO S				59602		2798
327 FRANCE		8502	1544	19557		3996
335 GERMANY W		8044	1767	24522		7423
365 POLAND				2940	200	
400 U STATES		59246	26437	984448	314155	
		364179	72097	3198676	628014	

Articles and Countries from which Imported	MONTH OF NOVEMBER 1954		ELEVEN MONTHS ENDED NOVEMBER 1954		Class Number
	Quantities	Values (\$)	Quantities	Values (\$)	
STAINED OR ORNAMENTAL WINDOWS					71113
100 U KINGDOM				28574	
306 BELGIUM		713		713	
327 FRANCE				32342	
335 GERMANY W				6421	
344 ITALY				5431	
354 NETHRLNDS		400		794	
400 U STATES		352		6579	
		1465		80854	
MIRRORS OF GLASS FRAMED OR NOT					71114
100 U KINGDOM		1088		35272	
306 BELGIUM		24153		237104	
317 CZECHO S				3285	
327 FRANCE		550		942	
335 GERMANY W		6506		45339	
344 ITALY		402		1626	
347 JAPAN		2204		15465	
354 NETHRLNDS				51	
400 U STATES		42119		404696	
		77022		743780	
GLASS BALLS FOR FIBRES OR YARN					71120
400 U STATES		21804		141943	
		21804		141943	
GLASS TO BE CUT OR MOUNTED					71121
100 U KINGDOM				1783	
306 BELGIUM		24236		159268	
317 CZECHO S		2304		12167	
318 DENMARK				72	
327 FRANCE				2000	
335 GERMANY W		18642		75111	
340 HUNGARY		169		4064	
354 NETHRLNDS		578		2979	
365 POLAND				545	
375 SWEDEN		529		4762	
400 U STATES		56037		455165	
		102495		717916	
GLASS BLANKS FOR REFLECTORS					71122
400 U STATES		8248		161921	
		8248		161921	
BEADS FOR MFH IMITATION PEARLS					71123
347 JAPAN				119	
400 U STATES		12588		47510	
		12588		47629	
ARTIFICIAL EYES CONTACT LENSES					71124
100 U KINGDOM				680	
335 GERMANY W				150	
354 NETHRLNDS				262	
400 U STATES		1663		8906	
		1663		9998	
PHOTOGRAPHIC DRY PLATES					71125
100 U KINGDOM		803		18515	
306 BELGIUM				1355	
327 FRANCE				496	
400 U STATES		10294		110314	
		11097		130680	
SPECTACLES EYE GLASS LENSES					71126
100 U KINGDOM				4694	
305 AUSTRIA				1004	
317 CZECHO S				160	
327 FRANCE		1286		23849	
335 GERMANY W		684		16502	
344 ITALY				752	
347 JAPAN		828		20408	
376 SWITZRLND		222		2073	
400 U STATES		34052		476682	
		37072		546124	
MANUFACTURES OF GLASS N O P					71127
100 U KINGDOM		2973		47035	
231 HONG KONG				458	
305 AUSTRIA				4807	
306 BELGIUM		2981		15763	
317 CZECHO S		3009		44888	
318 DENMARK		106		771	
326 FINLAND				212	
327 FRANCE		2465		13524	
335 GERMANY W		7139		37973	
344 ITALY		4160		31963	
347 JAPAN		1548		15678	
354 NETHRLNDS		467		2832	
372 SPAIN				745	
375 SWEDEN		4483		21209	
376 SWITZRLND		427		614	
390 GERMANY E		1670		4116	
400 U STATES		145318		1552723	
		176746		1795311	
GLASS WOOL OR FIBRE GLASS	LB				71128
100 U KINGDOM	50	208	13893	8013	
381 ALASKA			9949	2403	
400 U STATES		8846	1509457	352407	
		45228			
		9054	1533299	369823	
GLASS BLOCKS					71129
100 U KINGDOM				258	
317 CZECHO S		4469		9583	
400 U STATES		45517		667254	
		49986		677095	
PLUMBAGO NOT GROUND OR MFRO					71131
100 U KINGDOM				174	

Articles and Countries from which Imported	MONTH OF NOVEMBER 1954		ELEVEN MONTHS ENDED NOVEMBER 1954		Class Number
	Quantities	Values (\$)	Quantities	Values (\$)	
327 FRANCE				93	
333 MADAGASCAR				275	
352 MEXICO		1957		13786	
359 NORWAY		5052		8899	
400 U STATES		5675		28924	
		12684		52151	
CRUCIBLES PLUMBAGO AND COVERS					7132
100 U KINGDOM		2459		61326	
400 U STATES		3958		51425	
		6417		132751	
PLUMBAGO GROUND AND MFRS NOP					7133
100 U KINGDOM		60		14653	
335 GERMANY W		1223		6416	
352 MEXICO				3154	
376 SWITZERLAND				252	
400 U STATES		49441		493498	
		50724		517973	
MICA UNMANUFACTURED					7138
215 INDIA	CWT				
400 U STATES		326	11049	1079	43666
		78	3912	943	41060
		404	14961	2022	84726
MICA MANUFACTURES OF					7139
100 U KINGDOM				12177	
400 U STATES				325428	
		32239		337605	
ASPHALTUM OR ASPHALT					7141
100 U KINGDOM	CWT				
225 TRINIDAD		75166	94235	79152	2482
376 SWITZERLAND				131	98436
381 ALASKA				111	2505
400 U STATES		50842	58693	523055	263
		126008	152928	603569	744788
ASPHALTUM OIL FOR PAVING	GAL				7143
400 U STATES				141092	17550
				141092	17550
OIL FOR CONCENTRATION OF ORES	GAL				7151
400 U STATES		11309	13135	184547	191304
		11309	13135	184547	191304
CRUDE PETROLEUM FOR REFINING	M GAL				7153
225 TRINIDAD		4172	266230	98669	6559986
303 ARABIA		4068	347276	27765	2190674
387 VENEZUELA		160495	11873565	1913036	144062460
391 LEBANON		20867	1738046	186980	15757703
400 U STATES		31737	2779913	299672	26208201
		221339	17005030	2526122	194779024
PETROLEUM TOPS FOR REFINERS	GAL				7154
225 TRINIDAD		3898805	289779	3898805	289779
		3898805	289779	3898805	289779
FUEL OIL EXWARE SHIPS STORES	GAL				7156
347 JAPAN				185341	13104
357 NETH ANT				43156	2186
400 U STATES		867184	38548	7834543	352270
		867184	38548	8063040	367562
CRUDE PETROLEUM LESS THAN 8155	GAL				7157
CRUDE PETROLEUM N O P	GAL				7158
400 U STATES				10902	1045
				10902	1045
AVIATION GASOLINE	GAL				7161
357 NETH ANT				303703	61021
381 ALASKA		38429	10353	611689	147232
400 U STATES		6702876	1356825	69137100	14141230
		6741305	1367178	70052492	14349483
KEROSENE N O P	GAL				7162
357 NETH ANT				1925663	198423
381 ALASKA		10910	2265	255230	54373
400 U STATES		5775245	609612	14462656	1611067
		5786155	611877	16643549	1863863
ENGINE DISTILLATE 8017 OR OVER	GAL				7163
400 U STATES		2615	498	168410	22539
		2615	498	168410	22539
GASOLINE UNDER 8236 SP G N O P	GAL				7164
357 NETH ANT		11840293	1557727	65799499	8132524
381 ALASKA		458526	86975	3957981	791561
400 U STATES		2551234	366429	39259205	5972856
		14850053	2011131	109016685	14896941
CASINGHEAD GASOLINE BLENDING	GAL				7165
400 U STATES		2317030	263211	19398891	2136507
		2317030	263211	19398891	2136507
LUB OILS UNDER 250 PER GAL	GAL				7166
100 U KINGDOM				1275	255
400 U STATES		2325285	447985	24031783	4515772
		2325285	447985	24033058	4516027
PETRO LUB OILS 250 GAL OR OVER	GAL				7167
100 U KINGDOM		675	823	44425	32779
327 FRANCE				70	83
335 GERMANY W		91	103	91	103
359 NORWAY				90	95
381 ALASKA		8479	7712	53982	47927
400 U STATES		807978	356515	8718293	3807857
		817223	365153	8816951	3888844
OILS MINERAL N O P	GAL				7168
100 U KINGDOM		500	107	62875	14164
327 FRANCE				21	135
400 U STATES		113018	97166	1643260	1306723
		113518	97273	1706156	1321022

Articles and Countries from which Imported	MONTH OF NOVEMBER 1954		ELEVEN MONTHS ENDED NOVEMBER 1954		Class Number
	Quantities	Values (\$)	Quantities	Values (\$)	
STOVE OIL NO 1 FUEL OIL	GAL				7171
100 U KINGDOM			290	58	
357 NETH ANT	2015571	208073	11705943	1202013	
381 ALASKA	778754	123542	5946175	1047950	
387 VENEZUELA	1725681	168094	3163212	298442	
400 U STATES	7878433	845276	57865197	6565282	
	12398439	1344985	78680817	9113745	
LIGHT FUEL OILS NOS 2 AND 3	GAL				7172
352 MEXICO			20994	2182	
357 NETH ANT	2763002	276221	43601961	3980228	
381 ALASKA			16727	2018	
387 VENEZUELA	9886626	861182	56298889	5134887	
400 U STATES	42317972	4381468	204403974	21106439	
	54967600	5518871	304342545	30225754	
HEAVY FUEL OILS NOS 4 5 AND 6	GAL				7173
100 U KINGDOM	23030	1842	202090	16976	
357 NETH ANT	19503615	1035566	71067594	3742923	
381 ALASKA	4563	384	22723	19233	
387 VENEZUELA	6584436	339334	27604610	1477574	
400 U STATES	15814420	1102005	188306903	11077219	
	41930064	2479131	287409120	16333925	
DIESEL FUEL	GAL				7174
100 U KINGDOM			20168	8392	
357 NETH ANT			4098131	399774	
381 ALASKA	21151	2973	960054	164401	
400 U STATES	3250728	343889	51052858	5553070	
	3271879	346862	56131211	6125637	
TRACTOR FUEL	GAL				7175
PETROL GREASE LUBRICATING NOP	LB				7181
100 U KINGDOM	3462	1237	22538	5685	
381 ALASKA	9340	1455	146302	20323	
400 U STATES	1116045	130896	13231080	1418511	
	1128847	133588	13399920	1444519	
PETROL JELLIES TOILET MEDICINE					7182
100 U KINGDOM				643	
400 U STATES		36559		556844	
		36559		557487	
PARAFFINE WAX	LB				7183
215 INDIA	1400000	51258	7560000	273622	
354 NETHKLNDS			12693	1790	
355 INDONESIA			980000	3323	
400 U STATES	2486359	175060	23021154	1621052	
	3886359	226318	31573847	1929787	
CANDLES PARAFFINE WAX	LB				7184
318 DENMARK	805	161	805	161	
327 FRANCE	275	171	275	171	
335 GERMANY W	469	178	8255	3394	
360 ISRAEL			2756	550	
375 SWEDEN	3375	1038	4765	1419	
400 U STATES	40347	26604	241967	81603	
	85271	28152	258823	87298	
PRODUCTS OF PETROLEUM NOP	GAL				7185
100 U KINGDOM			182	1590	
381 ALASKA	833	382	24232	8503	
400 U STATES	562838	286642	10634885	3253981	
	563671	287024	10659299	3264074	
LIQUEFIED PETROLEUM GASES	LB				7186
400 U STATES	14859784	165800	240441335	2774639	
	14859784	165800	240441335	2774639	
NAPHTHA INCL SOLVENT NAPHTHA	GAL				7187
357 NETH ANT			1115267	125672	
381 ALASKA			9143	2450	
400 U STATES	807370	173480	8554962	1872910	
	807370	173480	9679372	2001032	
ARTIFICIAL ABRASIVE GRAINS					7191
100 U KINGDOM				852	
335 GERMANY W				4780	
400 U STATES		134648		1401521	
		134648		1407153	
DIAMONDS BLACK BORT FOR BOREHS	CARAT				7192
100 U KINGDOM	32933	232598	99286	550022	
207 UN SO AFR	22600	78784	165332	680573	
307 BEL CONGO			469	3953	
309 BRAZIL			75	1901	
314 COLOMBIA			2246	19220	
328 FR AFRICA			20	187	
335 GERMANY W			58	2901	
400 U STATES	93006	438688	924441	4516920	
	148539	750070	1191927	5775677	
DIATOMACEOUS EARTH	CWT				7193
400 U STATES	34430	57239	357393	609757	
	34430	57239	357393	609757	
EMERY IN BULK					7194
100 U KINGDOM				72	
400 U STATES		23242		184508	
		23242		184580	
GRINDING WHEELS BONDEN					7195
100 U KINGDOM		1232		27501	
335 GERMANY W		1449		26686	
344 ITALY				683	
354 NETHRLNDS				153	
359 NORWAY				613	
375 SWEDEN		283		3773	
376 SWITZRLNO				610	
381 ALASKA				324	

Articles and Countries from which Imported	MONTH OF NOVEMBER 1954		ELEVEN MONTHS ENDED NOVEMBER 1954		Class Number
	Quantities	Values (\$)	Quantities	Values (\$)	
400 U STATES		140857		1429978	
GRINDING STONES BLUCKS BONDED		143821		1490321	7196
100 U KINGDOM				3237	
335 GERMAN Y W				373	
400 U STATES		7722		230972	
EMERY ART ABRASIVE MFRS N O P		7722		234582	7197
100 U KINGDOM				4007	
306 BELGIUM				253	
335 GERMAN Y W				1417	
344 ITALY				2869	
400 U STATES		26612		290083	
GRINUSTONES 36 INCHES OR OVER	NU	26612		298629	7198
100 U KINGDOM			26	2974	
400 U STATES	78	6808	168	13656	
GRINUSTONES N O P	78	6808	194	16630	7199
100 U KINGDOM	NU		269	1776	
400 U STATES	89	1452	865	7363	
PUMICE PUMICE STONE LAVA TUFFA	89	1452	1134	9139	7200
335 GERMAN Y W		194		1245	
344 ITALY				4048	
400 U STATES		15932		147243	
SANDPAPER EMERY PAPER CLOTH		16126		152536	7201
100 U KINGDOM				4243	
335 GERMAN Y W		1462		5917	
400 U STATES		53660		626330	
BUILDING STONE N O P		55122		636490	7210
100 U KINGDOM	CWT		2507	6666	
400 U STATES	79288	59486	617798	589949	
GRANITE ROUGH	79288	59486	620305	596615	7215
306 BELGIUM		879		879	
326 FINLAND		2444		14219	
335 GERMAN Y W				3275	
359 NORWAY		2049		9701	
360 ISHAEL				414	
375 SWEDEN		2441		60371	
400 U STATES		7456		94484	
GRANITE SAWN		15269		183343	7216
207 UN SO AFR				1116	
306 BELGIUM				1393	
326 FINLAND				5962	
335 GERMAN Y W				8020	
359 NORWAY				199	
375 SWEDEN		180		10053	
400 U STATES		2579		55023	
GRANITE MANUFACTURES		2759		81766	7218
100 U KINGDOM				1785	
306 BELGIUM		1545		1545	
326 FINLAND		15964		101939	
335 GERMAN Y W		34961		149195	
344 ITALY				100	
359 NORWAY				148	
366 PORTUGAL				3300	
375 SWEUEN		10513		87910	
400 U STATES		1480		38441	
GYPSUM		64463		384363	7221
100 U KINGDOM	TUN		129	4122	
400 U STATES	1654	16530	4774	44918	
LIME	1654	16530	4903	49040	7223
100 U KINGDOM	CWT		7599	5986	
400 U STATES	64409	35539	490116	265152	
PLASTER OF PARIS WALL PLASTER	64409	35539	497715	271138	7224
100 U KINGDOM	CWT		1440	1182	
375 SWEDEN	34	303	34	303	
400 U STATES	38276	41240	361799	393295	
CEMENT PORTLAND	38310	41543	363273	394780	7225
100 U KINGDOM	CWT	20217	17548	3001295	2022983
306 BELGIUM				56866	43070
318 DENMARK	112	157	15633	21991	
335 GERMAN Y W	403263	292334	2639043	1843317	
375 SWEDEN			551	831	
376 SWITZRLND			165375	146250	
381 ALASKA	50	161	96	301	
400 U STATES	111256	127235	2015172	2076950	
CEMENT MANUFACTURES N O P	534898	437435	7894031	6155693	7226
100 U KINGDOM		120		26710	
375 SWEDEN		4271		8143	
400 U STATES		9225		137599	
WHITE PORTLAND CEMENT CLINKER		13616		172452	7227
400 U STATES	CWT	24237	21932	256769	233542
	24237	21932	256769	233542	

Articles and Countries from which Imported	MONTH OF NOVEMBER 1954		ELEVEN MONTHS ENDED NOVEMBER 1954		Class Number
	Quantities	Values (\$)	Quantities	Values (\$)	
MARBLE ROUGH					7231
306 BELGIUM		2179		5132	
327 FRANCE				707	
344 ITALY		15083		109417	
366 PORTUGAL				4029	
372 SPAIN				1190	
400 U STATES		3048		49916	
		20310		170391	
MARBLE SAWN					7232
306 BELGIUM		2388		7321	
327 FRANCE				2169	
344 ITALY		52074		149457	
366 PORTUGAL				1600	
400 U STATES		3906		63817	
		58368		224364	
MARBLE FOR TOMBSTONES					7233
400 U STATES		765		37565	
		765		37565	
MARBLE MANUFACTURES N O P					7234
306 BELGIUM				1407	
327 FRANCE		306		444	
335 GERMANY W		327		2597	
344 ITALY		4883		24277	
400 U STATES		1590		15673	
		7106		44398	
MARBLE ORNAMENTAL FOR CHURCHES					7235
327 FRANCE				845	
344 ITALY		8019		129116	
400 U STATES				1290	
		8019		131251	
ROOFING SLATE					7241
366 PORTUGAL	80		227	1208	
400 U STATES				32391	
	138	4511	1086	32391	
	138	4511	1313	33599	
SLATE MANUFACTURES N O P					7243
100 U KINGDOM				2112	
335 GERMANY W				4519	
344 ITALY		3444		11729	
347 JAPAN				468	
366 PORTUGAL		4227		10040	
390 GERMANY E				1107	
400 U STATES		7146		24011	
		14817		53986	
BURRSTONES IN BLOCKS					7251
400 U STATES	NO		26	963	
			26	963	
CHALK CLIFF STONE MICA SCHIST					7252
344 ITALY				200	
400 U STATES		65		2151	
		65		2351	
CHALK PREPARED					7253
400 U STATES				2372	
				2372	
CURLING STONES AND HANDLES					7254
100 U KINGDOM	PAIR		2388	85995	
400 U STATES	126	4100	97	1791	
	126	4100	2485	87786	
FELDSPAR CRUDE ONLY					7255
FELDSPAR GROUND					7256
400 U STATES	CWT				
	1255	1108	7956	8078	
	1255	1108	7956	8078	
FLINT AND GROUND FLINT STONE					7257
306 BELGIUM	CWT		200	1004	
318 DENMARK			4478	5399	
327 FRANCE			700	1334	
400 U STATES	45	247	18133	22397	
	45	247	23511	30134	
FLUORSPAR					7258
100 U KINGDOM	CWT		45420	57893	
352 MEXICO			213556	219988	
400 U STATES	1242	2155	60657	96195	
	1242	2155	319633	374076	
GANISTER					7259
100 U KINGDOM	CWT		1000	576	
400 U STATES	902	889	10012	4997	
	902	889	11012	5573	
MAGN CARB FOR RUBBER PRODUCTS					7260
400 U STATES	CWT		7	137	
			7	137	
MAG OX AND CARB FOR INSULATION					7261
100 U KINGDOM	CWT		765	5655	
400 U STATES	7496	33032	108673	460759	
	7496	33032	109438	466414	
MAGNESITE CALCINEU DEAD BURNED					7262
100 U KINGDOM	CWT		1054	9834	
354 NETHRLNDS		109	346	1186	
388 YUGO SLAV		50000	50000	131859	
400 U STATES	5567	131859	67288	247648	
	55676	157493	118711	390527	
PHOSPHATE ROCK					7263
328 FR AFRICA	CWT	131283	83318	157283	
352 MEXICO				800	
357 NETH ANT		44800	54320	224000	
400 U STATES	1747108	564329	12493755	4144719	
	1923191	701967	12875838	4529994	

Articles and Countries from which Imported		MONTH OF NOVEMBER 1954		ELEVEN MONTHS ENDED NOVEMBER 1954		Class Number			
		Quantities	Values (\$)	Quantities	Values (\$)				
SILICA SAND	100 U KINGDOM	CWT		2480	668	7264			
	306 BELGIUM	215712	13503	433747	28176				
	354 NETHRLNDS			8818	980				
	400 U STATES	1184016	174503	11624166	1703612				
		1399728	188006	12069211	1733436				
SAND AND GRAVEL N O P	100 U KINGDOM	TUN		1624	5293	7265			
	400 U STATES	40423	40536	268185	267554				
		40423	40536	269809	272847				
SILEX OR CRYSTALLIZED QUARTZ	309 BRAZIL	CWT	4	25	8454	7266			
	335 GERMANY W	108	263	108	263				
	400 U STATES	23291	12949	544505	248562				
			23403	14480	544638		257279		
STONE REFUSE	400 U STATES	TON		3289	5843	7267			
		1187	1579	3289	5843				
TALC OR SOAPSTONE	215 INDIA	CWT		460	950	7268			
	327 FRANCE			265	728				
	344 ITALY	773	1741	18853	44586				
	400 U STATES	16210	28174	212298	327880				
		16983	29915	231876	374144				
WHITING GILDERS PARIS WHITE	100 U KINGDOM	CWT	3287	4882	62707	44159	7269		
	327 FRANCE	5985	2361	25181	7901				
	335 GERMANY W			500	673				
	400 U STATES	11396	20531	100232	178567				
		20668	27774	188620	231300				
STONE AND MANUFACTURES N O P	100 U KINGDOM				2453	7270			
	231 HONG KONG				383				
	327 FRANCE				104				
	344 ITALY		461		16588				
	388 YUGO SLAV		9080		9080				
	400 U STATES		1508		18635				
				11049			47243		
ROOFING GRANULES	400 U STATES	CWT	154571	129307	2061489	1796552	7271		
			154571	129307	2061489	1796552			
STONE CRUSHEO	400 U STATES	TON	99585	98749	506281	507903	7272		
			99585	98749	506281	507903			
QUARTZ PIEZU ELECTRIC	100 U KINGDOM	LB		3	394	7273			
	309 BRAZIL	3162	43238	29382	563596				
	400 U STATES	272	4254	2211	22244				
			3434	47492	31596		586234		
BLAST FURNACE SLAG	400 U STATES	CWT	107499	12933	1118113	136117	7280		
			107499	12933	1118113	136117			
BARYTES	335 GERMANY W	CWT	396	475	5604	6424	7281		
	344 ITALY				660	897			
	400 U STATES	2580	4171	16135	28993				
			2976	4646	22399	36314			
CARBONS 3 TO 35 INCHES CIRCUM	100 U KINGDOM			1851	25488	7282			
	327 FRANCE				2377				
	400 U STATES		30293		302075				
			32144		329940				
CARBONS OVER 35 INCHES CIRCUM	347 JAPAN		562		562	7283			
	400 U STATES		19682		445060				
				20244			445622		
ELECTRIC LIGHT CARBONS N O P	100 U KINGDOM	LB		1481	1488	7284			
	327 FRANCE			9979	19325				
	335 GERMANY W	861	718	2275	2041				
	400 U STATES	18128	9230	151866	90452				
			18989	9948	165601	113306			
CRAYONS	100 U KINGDOM		110		1126	7285			
	317 CZECHO S				2362				
	327 FRANCE				979				
	335 GERMANY W		3959		36168				
	347 JAPAN				387				
	354 NETHRLNDS				857				
	400 U STATES		31241		271885				
			35310		313164				
DIAMONOS UNSET	100 U KINGDOM	CARAT	442	85721	7387	965030	7286		
	207 UN SO AFR	47	9795	1372	259058				
	306 BELGIUM	1551	216106	21194	2878810				
	327 FRANCE	2	178	196	21928				
	335 GERMANY W			2	250				
	354 NETHRLNDS	90	16420	2670	472786				
	360 ISRAEL	758	86137	7628	851592				
	376 SWITZRLNO			82	25229				
	384 P RICO			23	3344				
	400 U STATES	872	173845	8098	1265728				
				3762	588202	48652		6743755	
	EARTHS CRUDE ONLY	335 GERMANY W		3262		4947		7287	
		400 U STATES		340		3701			
			3602		8648				

Articles and Countries from which Imported	MONTH OF NOVEMBER 1954		ELEVEN MONTHS ENDED NOVEMBER 1954		Class Number
	Quantities	Values (\$)	Quantities	Values (\$)	
FOUNDRY FACINGS OF ALL KINDS 400 U STATES		3161		66750	7288
		3161		66750	
FULLERS EARTH IN BULK ONLY 100 U KINGDOM 400 U STATES		611		5537	7289
		10082		103788	
		10693		109325	
GAS IMPORTED BY PIPE LINE 400 U STATES	M FT				7290
	78503	42071	6152823	1980862	
	78503	42071	6152823	1980862	
INSULATORS ELECTRIC N O P 100 U KINGDOM 335 GERMANY W 347 JAPAN 376 SWITZRLND 400 U STATES				7221	7291
				3245	
				541	
		71		4226	
		38422		430680	
		38493		445913	
MAGNESIA PIPE COVERING 100 U KINGDOM 400 U STATES				31131	7292
		18511		85680	
		18511		116811	
MINERAL WOOL N O P 400 U STATES	LB				7295
	114430	9979	1339481	144524	
	114430	9979	1339481	144524	
SALT TABLE 400 U STATES	CWT				7296
	10	1002	430	7202	
	10	1002	430	7202	
SALT FOR FISHERIES 224 JAMAICA 227 BAHAMAS 344 ITALY 372 SPAIN 400 U STATES	CWT				7297
	3690	1440	122967	20891	
			448985	89489	
			96000	49250	
	4400	1920	463581	145902	
	2259	522	42226	9787	
	10349	3882	1173759	315319	
SALT IN BULK N O P 400 U STATES	CWT				7298
	1348777	297254	5052435	1231613	
	1348777	297254	5052435	1231613	
SALT IN BAGS BARRELS 100 U KINGDOM 400 U STATES	CWT				7299
	27795	29445	126090	140045	
	114199	56249	603517	330223	
	141994	85694	729607	470268	
SULPHUR AND BRIMSTONE 400 U STATES	CWT				7300
	1194363	1308038	5456980	6906092	
	1194363	1308038	5456980	6906092	
MINERAL SUBSTANCES N O P 100 U KINGDOM 205 RHOO NYAS 207 UN SO AFR 231 HONG KONG 234 AUSTRALIA 306 BELGIUM 318 DENMARK 327 FRANCE 335 GERMANY W 344 ITALY 347 JAPAN 354 NETHRLNOS 359 NORWAY 375 SWEDEN 376 SWITZRLND 381 ALASKA 390 GERMANY E 400 U STATES				125625	7301
		1155		118042	
		14929		313532	
		68539		917	
		24018		111202	
		858		5250	
				303	
				1118	
		1467		17288	
		11441		70088	
		155		1266	
				792	
		810		1485	
				10387	
				174	
				1553	
				171	
		283090		3425529	
		406462		4204722	
VERMICULITE CRUOE 207 UN SO AFR 400 U STATES					7302
		41213		73117	
		30566		254116	
		71779		327233	
ASPHALT TILE FOR FLOORING 100 U KINGDOM 400 U STATES	SW FT				7303
	80750	7457	16650	1788	
	80750	7457	660865	71461	
			677515	73249	
ANDALUSITE KYANITE MULLITE ETC 400 U STATES	CWT				7304
	1461	4289	13632	37347	
	1461	4289	13632	37347	

Articles and Countries from which Imported	MONTH OF NOVEMBER 1954		ELEVEN MONTHS ENDED NOVEMBER 1954		Class Number
	Quantities	Values (\$)	Quantities	Values (\$)	
<u>GROUP 8</u>					
CHEMICALS AND ALLIED PRODUCTS					
ACID BORACIC 25 LBS OR OVER 400 U STATES	LB 145900	7605	1966127	107603	8001
	145900	7605	1966127	107603	
ACID HYDROFLUOSILICIC 400 U STATES	LB 15730	1645	96386	11802	8002
	15730	1645	96386	11802	
ACID MURIATIC 400 U STATES	LB 43653	885	2611067	42203	8003
	43653	885	2611067	42203	
ACID NITRIC 400 U STATES	LB 147199	4769	756604	37040	8005
	147199	4769	756604	37040	
ACID PHOSPHORIC 400 U STATES	LB 100770	7499	668678	53315	8006
	100770	7499	668678	53315	
ACID SALICYLIC ACETYSALICYLIC 100 U KINGDOM 335 GERMANY W 344 ITALY 400 U STATES	LB 672 2770 49760 53202	318 3954 22407 26679	244520 10472 343689 599562	136602 13073 1129 156256 307060	8007
ACID SULPHURIC 400 U STATES	LB 2820	187	219199	3661	8008
	2820	187	219199	3661	
ACID LACTIC 100 U KINGDOM 318 DENMARK 335 GERMANY W 354 NETHRLNDS 400 U STATES	LB 5047 26015 8400 10747 3931 54140	648 5003 1760 3013 719 11143	101051 26015 87887 108662 185347 508962	23955 5003 15056 27346 30430 101790	8009
ACID NICOTINIC 375 SWEDEN 376 SWITZRLND 400 U STATES	LB 13391	32253	84704	236943	8010
	13391	32253	85364	239968	
ACID ACETIC AND PYROLIGNEOUS 400 U STATES	GAL 19	59	1126	1294	8012
	19	59	1126	1294	
ACID CITRIC 100 U KINGDOM 306 BELGIUM 400 U STATES	LB 35840 111760 730 148330	9095 23870 237 33202	393308 682564 3585 1079457	99637 148734 1154 249525	8013
ACID CRESYLIC 100 U KINGDOM 400 U STATES	LB 4690	380	208024	15222	8015
	4690	380	116291	10241	
XANTHATES FOR ORES 100 U KINGDOM 306 BELGIUM 335 GERMANY W 400 U STATES	LB 525990	124689	5652126	1395072	8016
	525990	124689	5965729	1457538	
ACID OXALIC 100 U KINGDOM 335 GERMANY W 354 NETHRLNDS 400 U STATES	LB 34160 114000 49684 3011 200855	5303 11803 6904 501 24511	71533 256423 153822 202868 684646	11194 27480 21960 34422 95056	8017
ACID TANNIC 100 U KINGDOM 306 BELGIUM 327 FRANCE 376 SWITZRLND 379 TURKEY 400 U STATES	LB 2840 896 2204 600 6540	1334 863 2471 691 5359	14306 6160 13206 221695 12638 331759	7893 4560 9107 13551 18853 16974 70938	8020
TARTARIC ACID CRYSTAL OR POWD 100 U KINGDOM 335 GERMANY W 344 ITALY 372 SPAIN 400 U STATES	LB 148000 33433 100 181533	40155 8986 92 49233	555680 3307 173890 4409 1169 738455	149186 1016 39043 1057 471 190773	8021
ACIDS N O P 100 U KINGDOM 318 DENMARK 335 GERMANY W 344 ITALY 354 NETHRLNDS 375 SWEDEN 376 SWITZRLND 400 U STATES	LB 13414 6710 353 170706 191253	4447 8489 418 43838 57307	354110 15300 446902 1451 2204 1014 273 2433123 3254377	114051 1856 131259 7132 667 1814 2384 663949 923112	8022
ACID ARSENIC 400 U STATES	LB 990421		990421	34713	8023
			990421	34713	

IMPORTS INTO CANADA FOR CONSUMPTION

Articles and Countries from which Imported	MONTH OF NOVEMBER 1954		ELEVEN MONTHS ENDED NOVEMBER 1954		Class Number
	Quantities	Values (\$)	Quantities	Values (\$)	
ACID ASCORBIC 400 U STATES	LB 2403	16711	27566	210898	8024
	2403	16711	27566	210898	
ACID FORMIC 335 GERMANY W 354 NETHRLNDS 400 U STATES	LB 84561	7287	334732	33586	8025
			14647	2173	
	254	146	64550	11664	
	84815	7433	413929	47423	
ACID CHROMIC 100 U KINGDOM 335 GERMANY W 400 U STATES	LB 21000	5397	160940	38144	8026
	86115	22132	109092	24877	
	107115	27529	496343	127834	
			766375	190855	
ACID CARBOLIC OR PHENOL 100 U KINGDOM 400 U STATES	LB 733036	114220	6000	1367	8027
	733036	114220	7333786	1139687	
			7339786	1141054	
AMYL ALCOHOL OR FUSEL OIL 400 U STATES	GAL		20504	24924	8032
			20504	24924	
BUTYL ALCOHOL 400 U STATES	LB 2160	320	418244	48928	8034
	2160	320	418244	48928	
METHYL ETHYL KETONE 400 U STATES	LB 379997	54204	3742427	510460	8035
	379997	54204	3742427	510460	
ETHYL AND METHYL ALCOHOL 400 U STATES	P GAL 625928	195585	2802718	903540	8036
	625928	195585	2802718	903540	
RUM TO BE DENATURED 221 B GUIANA 224 JAMAICA 400 U STATES	P GAL 991	1346	991	1346	8037
	53	59	898	1004	
	320	371	845	986	
	1364	1776	2734	3336	
ISOPROPYL ALCOHOL 100 U KINGDOM 400 U STATES	GAL 188631	78169	20	62	8038
	188631	78169	215761	102845	
			215781	102907	
CELLULOSE ACETATE PHOTO FILM 400 U STATES		103241		1082551	8046
		103241		1082551	
COLLODION FOR FILMS ENGRAVERS 400 U STATES	GAL 24	76	37	132	8047
	24	76	37	132	
CAFFEINE AND SALTS 100 U KINGDOM 335 GERMANY W 400 U STATES	LB 1120		1120	3577	8052
			2000	4056	
			12	59	
			3132	7692	
COCAINE 100 U KINGDOM 335 GERMANY W 400 U STATES	OZ 615		615	7156	8053
	1033		1033	18380	
	250		250	2855	
	1898		1898	28391	
CODEINE AND SALTS 100 U KINGDOM 215 INDIA 335 GERMANY W 354 NETHRLNDS	OZ 14330	70310	109569	544499	8054
			16600	88447	
			1500	8122	
			2992	18041	
	14330	70310	130661	659109	
OPIUM DERIVATIVES N O P 100 U KINGDOM 327 FRANCE 354 NETHRLNDS 400 U STATES	OZ 767	4483	9097	44000	8056
			1827	919	
			460	1248	
	106	527	291	1692	
	873	5010	11675	47859	
OPIUM 100 U KINGDOM 400 U STATES	LB 25	243	100	1041	8057
			5	50	
	25	243	105	1091	
QUININE SALTS 100 U KINGDOM 335 GERMANY W 354 NETHRLNDS 400 U STATES	OZ 992	312	1000	394	8059
			9720	2931	
			16000	5236	
	8300	2930	48734	16301	
	9292	3242	75454	24862	
STRYCHNINE AND SALTS 100 U KINGDOM 400 U STATES	OZ 100	86	4410	3706	8060
			3580	2376	
	100	86	7990	6082	
PREPARATIONS WEED KILLING 100 U KINGDOM 335 GERMANY W 400 U STATES				83511	8069
				6024	
		15376		2461801	
		15376		2551336	
NICOTINE AND SALT FOR SPRAYING 100 U KINGDOM 354 NETHRLNDS 400 U STATES	LB 200	51	3600	2984	8070
			4952	3587	
	200	51	83040	81475	
	200	51	91592	88046	
CHLOROPICRIN INSECTICIDES 335 GERMANY W 400 U STATES		8439		407	8071
		8439		111448	
SPRAYS IN PKGS NOT OVER 3 LBS 100 U KINGDOM		2390		111855	8072
				62203	

Articles and Countries from which Imported	MONTH OF NOVEMBER 1954		ELEVEN MONTHS ENDED NOVEMBER 1954		Class Number
	Quantities	Values (\$)	Quantities	Values (\$)	
335 GERMANY W				180	
354 NETHRLNDS				235	
400 U STATES		11300		291908	
DISINFECTANTS DIPS SPRAYS NDP		13690		354526	
100 U KINGDOM		11233		498955	8073
234 AUSTRALIA				393	
318 DENMARK				3195	
327 FRANCE		4446		21778	
335 GERMANY W		79047		250903	
347 JAPAN				1625	
354 NETHRLNDS				6707	
359 NORWAY				601	
363 PERU				6489	
376 SWITZRLND		6821		32286	
400 U STATES		419339		5626650	
MEDICINAL PREPARATIONS DRY		520886		6449582	
100 U KINGDOM		25845		468516	8074
215 INDIA				3151	
231 HONG KONG		5217		47797	
234 AUSTRALIA				2396	
305 AUSTRIA				349	
306 BELGIUM		203		6133	
313 CHINA		152		152	
318 DENMARK		197		1294	
327 FRANCE		12289		136335	
335 GERMANY W		782		6174	
344 ITALY				966	
347 JAPAN		217		1228	
354 NETHRLNDS		1544		4181	
375 SWEDEN				1119	
376 SWITZRLND		50683		388715	
400 U STATES		457166		4530449	
MEDICINAL PREPARATIONS LIQUID		554295		5598955	
100 U KINGDOM		8346		43527	8075
231 HONG KONG		225		3084	
234 AUSTRALIA				1734	
327 FRANCE		5098		46990	
335 GERMANY W		196		1278	
344 ITALY				695	
354 NETHRLNDS				1252	
376 SWITZRLND		462		30272	
400 U STATES		117759		1152744	
MEDICINAL PREPARATIONS OTHER		132086		1281576	
100 U KINGDOM				108	8076
231 HONG KONG		1009		3190	
327 FRANCE				2733	
335 GERMANY W				656	
347 JAPAN				769	
376 SWITZRLND		7601		8128	
400 U STATES		6099		68592	
MEDICATED WINES UNDER 40 PROOF	GAL	14709		84176	8077
MENTHOL NATURAL OR SYNTHETIC					8078
100 U KINGDOM				18150	
231 HONG KONG				46644	
234 AUSTRALIA				51525	
309 BRAZIL		931		9073	
313 CHINA				20545	
344 ITALY				9059	
354 NETHRLNDS				2087	
400 U STATES		474		30731	
PAPAIN		1405		187814	
203 B E AFR		6500		37846	8079
400 U STATES		374		14789	
SPIRITS AND STRONG WATERS		6874		52635	
100 U KINGDOM	GAL	13	105	262	1900
231 HONG KONG		765	4675	5687	32925
327 FRANCE				356	4028
400 U STATES		133	3065	4795	55151
EXTRACT OF CASCARA SAGRADA		911	7845	11100	94004
400 U STATES			2475		8906
PENICILLIN AND PRODUCTS			2475		8906
100 U KINGDOM			2094		29303
400 U STATES			99425		1073407
STREPTOMYCIN AND PRODUCTS			101519		1102710
100 U KINGDOM			8374		33823
400 U STATES			6787		182153
SULPHA DRUGS			15161		215976
100 U KINGDOM			2316		56083
318 DENMARK			4717		43576
327 FRANCE			1979		2579
335 GERMANY W					1133
344 ITALY					2764
354 NETHRLNDS			4972		4972
376 SWITZRLND			8271		29857

Articles and Countries from which Imported	MONTH OF NOVEMBER 1954		ELEVEN MONTHS ENDED NOVEMBER 1954		Class Number
	Quantities	Values (\$)	Quantities	Values (\$)	
400 U STATES		37713		365260	
ANTIBIOTICS N O P		59968		506224	
100 U KINGDOM		3443		14855	8086
327 FRANCE		631		2513	
400 U STATES		348539		3771181	
		352613		3788549	
ANILINE DYES 1 LB OR OVER	LB				8091
100 U KINGDOM	69228	75316	647653	749589	
306 BELGIUM	340	795	3840	4718	
318 DENMARK			390	2574	
327 FRANCE	5104	6308	54961	85450	
335 GERMANY W	36150	38661	288389	304801	
344 ITALY			7379	4786	
354 NETHRLNDS	11251	10264	41038	36929	
376 SWITZRLND	66577	153417	468205	1023425	
400 U STATES	309851	397618	3227805	3748128	
	498501	682379	4739660	5960400	
ANILINE AND COAL TAR DYES NOP	LB				8092
318 DENMARK			2749	4603	
400 U STATES	2780	7800	30904	82486	
	2780	7800	33653	87089	
ANILINE OIL CRUDE	LB				8093
400 U STATES			4546	985	
			4546	985	
ANILINE SALTS AND ALIZARIN	LB				8094
100 U KINGDOM	210	368	29846	19792	
335 GERMANY W	2205	410	4780	4386	
376 SWITZRLND			1386	6428	
400 U STATES			6664	1574	
	2415	778	42676	32180	
COAL TAR BASE OR SALT FOR DYES	LB				8095
100 U KINGDOM	16961	16416	168247	91538	
306 BELGIUM	1100	761	2108	1798	
327 FRANCE			2200	1259	
335 GERMANY W	114454	39376	297137	117088	
344 ITALY			8813	9114	
354 NETHRLNDS	4339	2576	8189	6074	
376 SWITZRLND	1000	692	7482	11253	
400 U STATES	30138	34063	390952	355176	
	167992	93884	885128	593300	
CAMWOOD AND SUMAC AND EXTRACT	CWT				8103
400 U STATES			336	3642	
			336	3642	
CHEM COMP FOR DYEING TANNG NOP	CWT				8104
100 U KINGDOM	2298	35291	16451	230915	
327 FRANCE	290	6872	624	12087	
335 GERMANY W	1394	31011	4816	155007	
354 NETHRLNDS			429	17502	
376 SWITZRLND	5	529	269	22682	
400 U STATES	10906	78445	154259	758192	
	14893	152148	176848	1196385	
BASIC CHROMIC SULPHATE	CWT				8105
100 U KINGDOM	360	2521	3395	25636	
306 BELGIUM			441	3365	
335 GERMANY W			300	2334	
376 SWITZRLND			22	2301	
400 U STATES	1527	14066	14077	125775	
	1887	16587	18235	159411	
INDIGO INDIGO PASTE OR EXTRACT	CWT				8106
100 U KINGDOM	199	14865	499	37790	
400 U STATES			14	962	
	199	14865	513	38752	
IRON AND RED LIQUOR FOR DYEING	CWT				8107
400 U STATES			124	1535	
			124	1535	
LOGWOOD AND FUSTIC EXTRACT	CWT				8109
400 U STATES	141	4414	477	13871	
	141	4414	477	13871	
QUEBRACHO EXTRACT	CWT				8111
304 ARGENTINA	4552	50003	40233	443600	
354 NETHRLNDS			175	2156	
362 PARAGUAY	1703	20270	7137	79174	
375 SWEDEN			551	6958	
379 TURKEY			519	1354	
400 U STATES	384	5118	8514	107501	
	6639	75391	57129	640743	
TERRA JAPONICA GAMBIER CUTCH	CWT				8113
100 U KINGDOM			1506	19914	
400 U STATES			54	670	
			1560	20584	
TURMERIC	CWT				8114
100 U KINGDOM			81	1498	
215 INDIA	45	1095	1437	25021	
224 JAMAICA			56	565	
400 U STATES			35	757	
	45	1095	1609	27841	
NON EDIBLE SEEDS BEANS NUTS	CWT				8115
100 U KINGDOM	20	412	33	529	
224 JAMAICA			380	1148	
335 GERMANY W			2245	64808	
400 U STATES	604	1904	1307	10040	
	624	2316	3965	76525	
CHESTNUT EXTRACT	CWT				8116
327 FRANCE			8466	86943	
344 ITALY	700	7641	12273	130304	

Articles and Countries from which Imported	MONTH OF NOVEMBER 1954		ELEVEN MONTHS ENDED NOVEMBER 1954		Class Number
	Quantities	Values (\$)	Quantities	Values (\$)	
400 U STATES			1343	14827	
SPRUCE EXTRACT	700	7641	22082	232074	8117
400 U STATES					
MYROBALAN EXTRACT	1054	2881	5157	22568	8118
100 U KINGDOM					
400 U STATES			22	194	
WATTLE EXTRACT			1019	4992	8119
203 B E AFR			1041	5186	
207 UN SO AFR					
400 U STATES					
HEMLOCK EXTRACT					
400 U STATES					
EXTRACTS N O P DYEING TANNING					
100 U KINGDOM					
234 AUSTRALIA					
327 FRANCE					
335 GERMANY W					
400 U STATES					
BINITROTOLUOL FOR EXPLOSIVES					
400 U STATES					
NITRATE COMPOUNDS NOP FOR EXPL					
100 U KINGDOM					
335 GERMANY W					
400 U STATES					
BLASTING AND MINING POWDER					
400 U STATES					
DYNAMITE AND NITRO GLYCERINE					
400 U STATES					
FIREWORKS FIRECRACKERS					
100 U KINGDOM					
231 HONG KONG					
335 GERMANY W					
347 JAPAN					
354 NETHRLNDS					
359 NORWAY					
369 PORT. ASIA					
400 U STATES					
FUSE NON METALLIC					
400 U STATES					
GUN RIFLE SPORTING POWDER					
100 U KINGDOM					
400 U STATES					
EXPLOSIVES N O P					
100 U KINGDOM					
400 U STATES					
NITROGEN SOLUTION					
400 U STATES					
NITROGEN FERTILIZER N O P					
100 U KINGDOM					
359 NORWAY					
400 U STATES					
AMMONIUM SULPHATE					
100 U KINGDOM					
335 GERMANY W					
400 U STATES					
BASIC SLAG					
306 BELGIUM					
400 U STATES					
POTASH MURIATE OF					
100 U KINGDOM					
327 FRANCE					
335 GERMANY W					
390 GERMANY E					
400 U STATES					
POTASH SULPHATE OF					
327 FRANCE					
400 U STATES					
SODA NITRATE OR CUBIC NITRE					
100 U KINGDOM					
312 CHILE					
354 NETHRLNDS					
400 U STATES					
TRIPLE SUPERPHOSPHATE					
400 U STATES					

Articles and Countries from which Imported	MONTH OF NOVEMBER 1954		ELEVEN MONTHS ENDED NOVEMBER 1954		Class Number
	Quantities	Values (\$)	Quantities	Values (\$)	
SUPERPHOSPHATE N O P 100 U KINGDOM 354 NETHRLNDS 400 U STATES	CWT 452258 452258	 418475 418475	 1070 49200 3337975 3388245	 1022 138297 3082463 3221782	8162
PHOSPHATE FERTILIZER N O P 328 FR AFRICA 400 U STATES	CWT 1730 1730	 3126 3126	 79319 21106 100425	 47638 42208 89846	8163
SULPHATE OF POTASH MAGNESIA 400 U STATES	CWT 1050 1050	 685 685	 33627 33627	 23012 23012	8164
POTASH FERTILIZER N O P 335 GERMANY W 400 U STATES	CWT		 364 16 380	 2076 282 2358	8165
FERTILIZER MIXED 100 U KINGDOM 328 FR AFRICA 400 U STATES	CWT 2 41 43	 1249 2845 4094	 273 28000 41711 69984	 6718 38264 230777 275759	8166
FERTILIZER MATERIALS N O P 100 U KINGDOM 327 FRANCE 375 SWEDEN 376 SWITZRLND 400 U STATES	CWT 1102 6938 8040	 6363 10069 16432	 344 2 291 1982 71954 74573	 1919 281 12238 11495 205242 231175	8167
LITHARGE 100 U KINGDOM 335 GERMANY W 400 U STATES	CWT 1035 2414 3449	 17642 39646 57288	 5020 44 13538 18602	 77216 616 224798 302630	8171
LEAD RED DRY ORANGE MINERAL 100 U KINGDOM 400 U STATES	LB 26720 2810 29530	 4419 572 4991	 175721 10782 186503	 27984 2104 30088	8172
LEAD WHITE DRY 100 U KINGDOM 400 U STATES	LB		 44800 4000 48800	 6650 703 7353	8173
LEAD WHITE GROUND IN OIL 100 U KINGDOM 400 U STATES	LB		 840 174 1014	 252 56 308	8174
ANTIMONY OXIDE 100 U KINGDOM 306 BELGIUM 335 GERMANY W 400 U STATES	LB 20000 7182 27182	 4607 2484 7091	 161460 2240 22046 44232 229978	 37595 511 5394 12123 55623	8179
LAMP BLACK 400 U STATES	LB 26250 26250	 5424 5424	 175520 175520	 35537 35537	8180
TITANIUM OXIDE 100 U KINGDOM 400 U STATES	LB 2358188 4251030 6609218	 422457 525940 948397	 17090144 42804528 59894672	 3072705 5424840 8497545	8181
CARBON BLACK 335 GERMANY W 400 U STATES	LB 3542248 3542248	 227116 227116	 1100 36000136 36001236	 284 2271891 2272175	8182
BONE BLACK AND IVORY BLACK 400 U STATES	LB 6770 6770	 1213 1213	 253112 253112	 42835 42835	8183
BLANC FIXE 100 U KINGDOM 306 BELGIUM 335 GERMANY W 400 U STATES	LB 6000 57163 79350 142513	 225 1852 3154 5231	 115180 52250 193960 234088 595478	 10882 1891 7268 12311 32352	8184
BRONZE POWDER 100 U KINGDOM 400 U STATES	LB 112 259 371	 72 257 329	 3008 3588 6596	 3186 4188 7374	8185
LITHOPONE 100 U KINGDOM 335 GERMANY W 354 NETHRLNDS 400 U STATES	LB 680000 124092 44870 152100 1001062	 42838 6914 2726 11018 63496	 1737850 374042 44870 2736985 4893747	 109966 21727 2726 203722 338141	8186
OXIDE OF COBALT 100 U KINGDOM 400 U STATES	LB		 4260 675 4935	 7200 1918 9118	8187
OXIDE OF COPPER 100 U KINGDOM 400 U STATES	LB 5460 5460	 2124 2124	 131360 49793 181153	 48855 20485 69340	8188
OXIDES FILLERS COLOURS DRY NDP 100 U KINGDOM 318 DENMARK 327 FRANCE 335 GERMANY W 344 ITALY 354 NETHRLNDS	LB 87149 12182 1523	 34766 4643 1936	 923961 17111 21996 488854 754 20482	 335218 21655 4244 51194 871 5572	8189

Articles and Countries from which Imported		MONTH OF NOVEMBER 1954		ELEVEN MONTHS ENDED NOVEMBER 1954		Class Number
		Quantities	Values (\$)	Quantities	Values (\$)	
372	SPAIN	10900	332	325773	7407	
376	SWITZRLND			275	690	
400	U STATES	565380	271020	6316067	2506872	
		677134	312697	8115273	2933723	
PARIS GREEN DRY		LB				8190
400	U STATES			91800	18903	
				91800	18903	
SATIN WHITE		LB				8191
400	U STATES	78796	1341	432987	7422	
		78796	1341	432987	7422	
ULTRAMARINE BLUE DRY OR PULP		LB				8192
100	U KINGDOM	62560	11109	416826	76855	
335	GERMANY W			1655	428	
354	NETHRLNDS			3283	412	
400	U STATES	18375	4688	207877	54661	
ZINC WHITE OXIDE		LB				8193
100	U KINGDOM	60000	7340	356240	37984	
400	U STATES	95600	12846	1605685	210232	
		155600	20186	1961925	248216	
OXIDE OF TIN		LB				8194
100	U KINGDOM	1008	913	64765	57373	
400	U STATES			740	737	
		1008	913	65505	58110	
OCHRES SIENNAS AND UMBERS		LB				8201
100	U KINGDOM	11200	361	202050	5383	
400	U STATES	244603	4479	1843523	52694	
		255803	4840	2045573	58077	
PUTTY		LB				8202
100	U KINGDOM			4392	477	
400	U STATES	56514	6209	367480	55196	
		56514	6209	371872	55673	
ARTISTS AND CHILDRENS COLOURS						8211
100	U KINGDOM		17680		232530	
306	BELGIUM		181		656	
327	FRANCE		178		920	
335	GERMANY W		2400		5079	
354	NETHRLNDS		206		2085	
400	U STATES		40806		373068	
			61451		614338	
GOLD LIQUID PAINT						8212
400	U STATES		802		5453	
			802		5453	
LIQUID FILLERS AND PAINTS NOP		GAL				8213
100	U KINGDOM	240	404	16818	53688	
335	GERMANY W	70	501	187	1152	
354	NETHRLNDS			419	1249	
381	ALASKA			158	616	
400	U STATES	38615	143386	462743	1503366	
		38925	144291	480325	1560071	
SPIRIT VARNISHES AND LACQUERS		GAL				8214
100	U KINGDOM	84	555	1895	13501	
306	BELGIUM	18	163	18	163	
335	GERMANY W	81	374	475	3288	
376	SWITZRLND	31	366	103	722	
400	U STATES	4439	21270	54072	229774	
		4653	22728	56563	247448	
STAINS AND OXIDES		LB				8215
100	U KINGDOM	761	1523	14186	20698	
335	GERMANY W			1173	11255	
400	U STATES	9220	14950	278143	254155	
		9981	16473	293502	286108	
VARNISHES LACQUERS JAPANS NOP		GAL				8216
100	U KINGDOM	108	423	6494	20903	
318	DENMARK			237	1084	
327	FRANCE	8	124	15	295	
335	GERMANY W	7	118	34	362	
354	NETHRLNDS			1110	6003	
375	SWEDEN	27	130	27	130	
376	SWITZRLND			111	638	
381	ALASKA			46	137	
400	U STATES	22330	50926	202871	596171	
		22480	51721	210945	625723	
ALCOHOLIC PERFUMES UNDER 4 OZ						8221
100	U KINGDOM		4697		19617	
231	HONG KONG				121	
327	FRANCE		21201		175946	
335	GERMANY W		3528		34355	
344	ITALY		177		553	
354	NETHRLNDS				1316	
360	ISRAEL				2218	
372	SPAIN				544	
400	U STATES		19267		201952	
			48870		436622	
ALCOHOLIC PERFUMES OVER 4 OZ		GAL				8222
100	U KINGDOM	25	2757	350	18112	
231	HONG KONG			26	297	
327	FRANCE	27	1367	417	24817	
335	GERMANY W	60	820	159	3150	
400	U STATES	116	1835	1155	9028	
		228	6779	2107	55404	
POMADES FRENCH		LB				8223
PERFUMERY TOILET PREPARATIONS						8224
100	U KINGDOM		7529		51260	
231	HONG KONG				59	

Articles and Countries from which Imported	MONTH OF NOVEMBER 1954		ELEVEN MONTHS ENDED NOVEMBER 1954		Class Number
	Quantities	Values (\$)	Quantities	Values (\$)	
306 BELGIUM		289		359	
327 FRANCE		10280		35269	
335 GERMANY W		4275		37030	
344 ITALY		139		3030	
354 NETHRLNDS		77		900	
372 SPAIN				49	
400 U STATES		158340		912336	
		180929		1040292	
CASTILE SOAP	LB				8231
327 FRANCE	24497	2813	50323	5941	
400 U STATES	901	328	16489	5628	
	25398	3141	66812	11569	
COMMON OR LAUNDRY SOAP	LB				8232
100 U KINGDOM			20160	1988	
354 NETHRLNDS	661	59	44301	5443	
400 U STATES	227865	27318	1022199	129409	
	228526	27377	1086660	136840	
LIQUID SOAP	LB				8234
100 U KINGDOM	1000	103	10488	1163	
400 U STATES	48190	11914	789574	167844	
	49190	12017	800062	169007	
SOAP POWDERS AND FLAKES	LB				8235
100 U KINGDOM			52756	4963	
376 SWITZRLND			1156	568	
400 U STATES	511279	63257	3933446	470503	
	511279	63257	3987358	476034	
TOILET SOAP N O P					8236
100 U KINGDOM		5195		72456	
305 AUSTRIA		531		7107	
306 BELGIUM				1750	
318 DENMARK		208		208	
327 FRANCE		104		3897	
335 GERMANY W		533		5707	
354 NETHRLNDS		286		5947	
372 SPAIN				176	
376 SWITZRLND				289	
400 U STATES		5845		75393	
		12702		172930	
WHALE OIL SOAP	LB				8237
400 U STATES	2480	295	15877	1846	
	2480	295	15877	1846	
SOAP N O P					8238
100 U KINGDOM		1409		10129	
234 AUSTRALIA		124		124	
306 BELGIUM		410		410	
359 NORWAY				288	
400 U STATES		10461		89134	
		12404		100085	
ALUM IN BULK NOT CALCINED	CWT				8251
100 U KINGDOM	669	1851	5348	15819	
335 GERMANY W			1090	2363	
400 U STATES	550	2842	7301	34374	
	1219	4693	13739	52556	
CHLORIDE OF ALUMINUM	CWT				8252
400 U STATES	915	13216	9753	112097	
	915	13216	9753	112097	
SULPHATE OF IRON COPPERAS	CWT				8253
100 U KINGDOM			135	304	
335 GERMANY W			400	537	
400 U STATES	1800	2789	13249	22942	
	1800	2789	13784	23783	
SULPHATE OF ALUMINA ALUM CAKE	CWT				8254
100 U KINGDOM	65886	109848	185915	306836	
306 BELGIUM			404	847	
335 GERMANY W			613	1103	
400 U STATES	16191	29912	131649	245003	
	82077	139760	318581	553789	
AMMONIA NITRATE	LB				8261
100 U KINGDOM			3161	556	
327 FRANCE			1122	155	
335 GERMANY W			22046	800	
400 U STATES	251190	10778	1418008	70289	
	251190	10778	1444337	71800	
SAL AMMONIAC	LB				8262
100 U KINGDOM			350618	21621	
335 GERMANY W			236539	9403	
354 NETHRLNDS	2200	88	2200	88	
400 U STATES	1500	118	11809	2160	
	3700	206	601166	33272	
SAL AMMONIAC SKIMMINGS	LB				8263
100 U KINGDOM			4536	273	
335 GERMANY W			72750	5159	
354 NETHRLNDS			33075	2261	
400 U STATES	36620	3621	133674	14396	
	36620	3621	244035	22089	
AMMONIA COMPOUNDS N O P	LB				8264
100 U KINGDOM	60704	3749	547604	38722	
327 FRANCE			45862	7462	
335 GERMANY W	39675	1692	59756	5104	
354 NETHRLNDS			6608	737	
400 U STATES	638046	30363	5176318	211419	
	738425	35804	5836148	263444	
AMMONIA ANHYDROUS	LB				8265
400 U STATES	6125310	258516	48738280	2056705	
	6125310	258516	48738280	2056705	
ANTIMONY SALTS TARTAR EMETIC	LB				8271
100 U KINGDOM			2240	1063	

Articles and Countries from which Imported	MONTH OF NOVEMBER 1954		ELEVEN MONTHS ENDED NOVEMBER 1954		Class Number
	Quantities	Values (\$)	Quantities	Values (\$)	
400 U STATES	250	143	22260	12175	
ARSENIOUS OXIDE ARSEN SULPHIDE	250	143	24500	13238	8273
COPPER SUBACETATE PRECIPITATE	LB				
400 U STATES	400	194	400	194	8274
COPPER SULPHATE	400	194	400	194	
100 U KINGDOM	22400	2270	1836152	165495	8275
400 U STATES	200	114	148948	26231	
TIN BICHLORIDE TIN CRYSTALS	22600	2384	1985100	191726	
100 U KINGDOM	LB		500	307	8277
400 U STATES	950	1084	6485	6345	
ZINC CHLORIDE	950	1084	6985	6652	
100 U KINGDOM	LB				8278
400 U STATES	30800	2575	122149	9295	
ZINC SULPHATE	1304	305	141610	15702	
100 U KINGDOM	32104	2880	263759	24997	8279
306 BELGIUM	251800	9645	1578012	63652	
335 GERMANY W			200032	5094	
400 U STATES	60000	2633	33069	1819	
BISMUTH SALTS	311800	12278	579455	38905	
100 U KINGDOM			2390568	109470	8291
400 U STATES				15169	
LEAD ACETATE NOT GROUND				13237	
100 U KINGDOM	LB			28406	8292
400 U STATES	11107	1758	82069	12497	
LEAD ARSENATE			3008	766	
400 U STATES	11107	1758	85077	13263	8293
LEAD NITRATE NOT GROUND	LB				
100 U KINGDOM			98168	16447	8294
400 U STATES	31200	4631	98168	16447	
COMPOUNDS OF TETRAETHYL LEAD					
400 U STATES	12000	2106	186284	25370	8295
BROMINE	43200	6737	51700	9146	
100 U KINGDOM	LB		237984	34516	8301
400 U STATES	1940451	715780	28647317	10739325	
CHLORINE LIQUID CHLORINE GAS	1940451	715780	28647317	10739325	
400 U STATES	LB				8303
100 U KINGDOM			52580	3141	
400 U STATES	52580	3141	25443	9289	8304
CHLORINE LIQUID CHLORINE GAS	1053	409	78023	12430	
400 U STATES	53633	3550			
IODINE CRUDE	LB				
312 CHILE			59573884	1680473	8305
400 U STATES	7530850	211082	59573884	1680473	
IODIZED SALTS FOR ANIMALS	7530850	211082			
100 U KINGDOM	LB				8311
400 U STATES	1513	1697	78105	93498	
CALCIUM ARSENATE	1513	1697	23982	28008	
100 U KINGDOM			102087	121506	8315
400 U STATES					
CALCIUM CHLORIDE					
100 U KINGDOM					8316
306 BELGIUM					
335 GERMANY W					
400 U STATES					
CHLORIDE OF LIME					
100 U KINGDOM					8318
335 GERMANY W					
354 NETHRLNDS					
400 U STATES					
CALCIUM MOLYBDATE					
400 U STATES					
CALCIUM COMPOS NOP EXC CITRATE					
100 U KINGDOM					8321
327 FRANCE					
354 NETHRLNDS					
376 SWITZRLNO					
400 U STATES					
ARGOLS					
100 U KINGDOM					8322
335 GERMANY W					
344 ITALY					
354 NETHRLNDS					
372 SPAIN					
400 U STATES					
POTASH AND PEARL ASH					
327 FRANCE					8323
335 GERMANY W					

Articles and Countries from which Imported	MONTH OF NOVEMBER 1954		ELEVEN MONTHS ENDED NOVEMBER 1954		Class Number
	Quantities	Values (\$)	Quantities	Values (\$)	
354 NETHRLNDS			19896	2676	
400 U STATES	28650	2548	185529	16178	
POTASH BICARBONATE	28650	2548	226462	20536	
	LB				8325
100 U KINGDOM	4480	569	8960	1151	
400 U STATES	500	102	500	102	
POTASH BICHRUMATE CRUDE	4980	671	9460	1253	
	LB				8326
100 U KINGDOM	6000	774	46000	5652	
335 GERMANY W			2205	343	
400 U STATES	22800	3207	253913	36044	
POTASH CAUSTIC	22800	3981	302118	42039	
	LB				8327
306 BELGIUM			4316	421	
327 FRANCE	80983	7022	283010	26560	
335 GERMANY W	36111	2637	504012	35891	
354 NETHRLNDS			47052	3998	
375 SWEDEN	2500	596	12490	2790	
400 U STATES	238141	11384	3958168	182104	
POTASH CHLORATE GROUND	357735	21639	4809048	251764	
	LB				8329
376 SWITZRLND			67046	8170	
400 U STATES			29150	4597	
POTASH RED OR YELLOW PRUSSIAN			96196	12767	
	LB				8330
100 U KINGDOM			200	100	
335 GERMANY W			8809	2606	
400 U STATES	600	205	9925	4098	
POTASH NITRATE OR SALT PETRE	600	205	18934	6804	
	LB				8331
335 GERMANY W	171166	10221	708635	39546	
354 NETHRLNDS			66139	3000	
400 U STATES			202974	15288	
POTASH COMPOUNDS N O P	171166	10221	977748	57834	
	LB				8332
100 U KINGDOM	1680	517	115371	40077	
327 FRANCE	13023	1806	61934	15331	
335 GERMANY W	32870	4771	91511	10330	
354 NETHRLNDS	33046	5731	148095	22707	
390 GERMANY E			11245	1473	
400 U STATES	207847	26704	1730099	268209	
CLEANING COMPOUNDS SODIUM BASE	288466	39529	2158255	358127	
	LB				8337
100 U KINGDOM			600	60	
400 U STATES	1107980	123858	7628904	852060	
SODA BENZOATE	1107980	123858	7629504	852120	
	LB				8338
100 U KINGDOM	15680	5056	105280	34264	
354 NETHRLNDS			3100	775	
400 U STATES	720	1642	3220	2718	
SODA BROMIDE	16400	6698	111600	37757	
	LB				8339
100 U KINGDOM			7840	3054	
400 U STATES	2800	1048	29467	9373	
SODA CITRATE	2800	1048	37307	12427	
	LB				8340
400 U STATES	8175	1979	96302	23935	
BAKING POWDER	8175	1979	96302	23935	
	LB				8341
335 GERMANY W			663	307	
400 U STATES			2326	456	
BORAX			2989	763	
	LB				8342
100 U KINGDOM			1460	209	
400 U STATES	1026120	29270	15393858	466806	
GLAUBER SALTS	1026120	29270	15395318	467015	
	LB				8343
335 GERMANY W	661386	6163	2653677	25743	
354 NETHRLNDS	11025	187	44094	622	
400 U STATES	810410	12788	6546559	103563	
SODA ARSENIATE BINARSENATE	1482821	19138	9244330	129928	
	LB				8344
100 U KINGDOM			64772	5371	
400 U STATES	2200	1092	45000	21972	
SODA ASH OR BARILLA	2200	1092	109772	27343	
	LB				8345
100 U KINGDOM	4486608	56301	88934350	1161247	
400 U STATES	6818000	92510	76937662	1066926	
SODA BICARBONATE	11304608	148811	165872012	2228173	
	LB				8346
100 U KINGDOM	401000	7193	5369895	91943	
400 U STATES	1226500	26409	9816211	211132	
SODA BICHRUMATE	1627500	33602	15186106	303075	
	LB				8347
100 U KINGDOM	274000	25919	1331900	122135	
207 UN SO AFR	150500	15415	300500	30184	
306 BELGIUM			4408	433	
335 GERMANY W	20000	2306	84886	9843	
400 U STATES	252200	26975	2309976	248404	
SODA BISULPHATE OR NITRE CAKE	696700	70615	4031670	410999	
	LB				8348
400 U STATES	246790	6480	2191310	59635	
SODA BISULPHITE	246790	6480	2191310	59635	
	LB				8349
100 U KINGDOM	22400	896	227668	9670	
335 GERMANY W	11023	410	24251	918	

Articles and Countries from which Imported	MONTH OF NOVEMBER 1954		ELEVEN MONTHS ENDED NOVEMBER 1954		Class Number
	Quantities	Values (\$)	Quantities	Values (\$)	
400 U STATES	25500	1119	217490	10261	
SODA CAUSTIC IN PACKAGES	58923	2425	469409	20849	
100 U KINGDOM	36000	2495	805328	28906	8350
375 SWEDEN	17000	2706	37070	5874	
400 U STATES	777650	32203	11396197	448166	
	830650	37404	12238595	482946	
SODA CAUSTIC IN SOLUTION					
400 U STATES	29730877	376445	217595012	2727864	8352
	29730877	376445	217595012	2727864	
SODA CHLORATE					
327 FRANCE			299936	25834	8353
			299936	25834	
SODIUM CYANIDE					
100 U KINGDOM	550000	68459	5515336	673833	8354
335 GERMANY W	48502	5698	598502	75638	
354 NETHRLNDS			50000	6747	
400 U STATES	3000	533	61221	8542	
	601502	74690	6225059	764760	
SODIUM GLUTAMATE					
347 JAPAN	15000	18357	228522	294029	8355
400 U STATES	69613	100292	600946	953244	
	84613	118649	829468	1247273	
SODA HYPOSULPHITE					
100 U KINGDOM	27160	990	209040	7319	8356
400 U STATES	60000	3608	314009	17859	
	87160	4598	523049	25178	
SODA NITRITE					
100 U KINGDOM	228560	9061	907252	35691	8357
335 GERMANY W			96964	3480	
354 NETHRLNDS			4409	162	
400 U STATES	400	70	106050	6818	
	228960	9131	1114675	46151	
SODA PEROXIDE					
100 U KINGDOM	5625	751	340325	45362	8358
335 GERMANY W	31746	5156	65252	10295	
400 U STATES	2032	457	341075	62847	
	39403	6364	746652	118504	
SODA PHOSPHATE N O P					
100 U KINGDOM	448	129	61612	12374	8359
335 GERMANY W			2970	565	
400 U STATES	641000	52979	5014201	452389	
	641448	53108	5078783	465328	
SODA PRUSSIAE					
100 U KINGDOM			44800	6322	8360
306 BELGIUM	59994	6274	325343	31953	
335 GERMANY W			80469	8300	
354 NETHRLNDS			80376	8291	
400 U STATES	9575	1309	74575	9993	
	69569	7583	605563	64859	
SODA SAL					
100 U KINGDOM	20000	343	20000	343	8361
400 U STATES			45000	926	
	20000	343	65000	1269	
SODA SILICATE					
100 U KINGDOM	45943	1076	540472	16106	8362
335 GERMANY W			500	127	
400 U STATES	332218	9367	4440418	162496	
	378161	10443	4981390	178729	
SODA SULPHATE CRUDE SALT CAKE					
100 U KINGDOM	11217640	91047	22247488	173666	8363
400 U STATES	3868266	32388	35857769	287376	
	15085906	123435	58105257	461042	
SODA SULPHIDE					
100 U KINGDOM	157578	7089	903892	38602	8364
335 GERMANY W	11000	570	11000	570	
400 U STATES	229090	11193	1240479	57762	
	397668	18852	2155371	96934	
SODA SULPHITE					
100 U KINGDOM			26672	1383	8365
306 BELGIUM			520394	11648	
335 GERMANY W	22000	964	68281	4924	
400 U STATES	388500	13453	3770525	110688	
	410500	14417	4385872	128643	
SODIUM COMPOUNOS N O P					
100 U KINGDOM	136838	17633	1013389	124673	8366
305 AUSTRIA			38907	4011	
318 DENMARK	40000	1656	404138	16514	
335 GERMANY W	36700	8475	266825	63792	
344 ITALY			3963	5793	
354 NETHRLNDS			19006	2101	
376 SWITZRLND			353	543	
400 U STATES	722971	74489	13268759	1172946	
	936509	102253	15015340	1390373	
SODA PHOSPHATE DISODIUM					
400 U STATES	2000	145	72230	5443	8367
	2000	145	72230	5443	
SODA PHOSPHATE TRISODIUM					
100 U KINGDOM			11200	558	8368
400 U STATES	106000	4808	743080	37979	
	106000	4808	754280	38537	
SODA FLUORIDE					
100 U KINGDOM			89820	9307	8369
400 U STATES	36375	5682	116240	18416	
	36375	5682	206060	27723	

Articles and Countries from which Imported	MONTH OF NOVEMBER 1954		ELEVEN MONTHS ENDED NOVEMBER 1954		Class Number
	Quantities	Values (\$)	Quantities	Values (\$)	
SODA ANTIMONATE 400 U STATES	LB		267280	70087	8370
			267280	70087	
ACID PHOSPHATE NOT MEDICINAL	LB				8371
100 U KINGDOM	113120	12822	161520	22823	
400 U STATES	177132	13749	1928217	166494	
	290252	26571	2089737	189317	
BARIUM PEROXIDE	LB				8372
HYDROGEN PEROXIDES IN SOLUTION	LB				8373
335 GERMANY W	7150	1151	31591	4331	
400 U STATES	10022	2906	348647	96754	
	17172	4057	380238	101085	
MAGNESIUM CARBONATE	LB				8374
100 U KINGDOM	147874	10324	691028	48052	
400 U STATES	1000	286	26440	2401	
	148874	10610	717468	50453	
MAGNESIUM SALTS COMPOUNDS NOP	LB				8375
100 U KINGDOM	54832	16169	275826	52782	
327 FRANCE			220	434	
335 GERMANY W			56680	870	
354 NETHRLNDS			11030	352	
400 U STATES	966791	31883	10380426	245182	
	1021623	48052	10724182	299620	
MAGNESIUM SULPHATE EPSOM SALTS	LB				8376
100 U KINGDOM	22400	541	132555	3733	
335 GERMANY W	383500	3478	2449981	25596	
354 NETHRLNDS	44096	552	113165	1503	
400 U STATES	130400	2723	1614036	34114	
	580396	7294	4309737	64946	
MERCURY SALTS					8377
100 U KINGDOM				9017	
400 U STATES		137		4108	
		137		13125	
PHOSPHORUS AND COMPOUNDS N O P	LB				8378
400 U STATES	1311	2047	162026	30017	
	1311	2047	162026	30017	
RADIUM					8379
100 U KINGDOM		1506		88679	
303 ARABIA				3000	
306 BELGIUM				60000	
344 ITALY				450	
400 U STATES		1153		93625	
		2659		245754	
MOLYBDENUM OXIDE	LB				8380
100 U KINGDOM			456	88	
400 U STATES	20000	22116	384167	182223	
	20000	22116	384623	182311	
ETHYL CHLORIDE	LB				8388
400 U STATES	523	559	598514	68771	
	523	559	598514	68771	
ACETONE					8389
400 U STATES		62		9221	
		62		9221	
ETHYLENE DICHLORIDE	LB				8390
400 U STATES	21000	1945	80670	8532	
	21000	1945	80670	8532	
AMYL ACETATE					8391
100 U KINGDOM				395	
400 U STATES		64		19949	
		64		20344	
BLACKING SHOE LEATHER DRESSING					8392
100 U KINGDOM		2044		38099	
215 INDIA		543		543	
335 GERMANY W		528		839	
354 NETHRLNDS				1204	
359 NORWAY		141		824	
376 SWITZRLND		275		275	
400 U STATES		62218		487238	
		65749		529022	
BLUEING LAUNDRY					8393
400 U STATES		4119		10085	
		4119		10085	
CAMPHOR NATURAL OR SYNTHETIC	LB				8394
231 HONG KONG	3000	2122	3000	2122	
335 GERMANY W	1694	739	13924	5190	
400 U STATES	5210	3077	72295	41672	
	9904	5938	89219	48984	
CARBON BISULPHIDE N O P	LB				8395
400 U STATES	85317	3964	524414	26560	
	85317	3964	524414	26560	
CARBON TETRACHLORIDE	LB				8396
400 U STATES	670	181	614233	50526	
	670	181	614233	50526	
CHLOROFORM	LB				8397
100 U KINGDOM			1036	589	
335 GERMANY W			2469	399	
400 U STATES	36187	7481	144893	35503	
	36187	7481	148398	36491	
CYANIDE OF POTASSIUM	LB				8398
100 U KINGDOM	560	142	81200	27617	
318 DENMARK	6613	2505	6613	2505	
335 GERMANY W	55	54	3355	1188	
354 NETHRLNDS			3300	1135	
400 U STATES	200	244	7871	4176	
	7428	2945	102339	36621	

Articles and Countries from which Imported	MONTH OF NOVEMBER 1954		ELEVEN MONTHS ENDED NOVEMBER 1954		Class Number
	Quantities	Values (\$)	Quantities	Values (\$)	
ETHYLENE GLYCOL FOR ANTIFREEZE 400 U STATES	LB 76235	9613	6838031	728177	8399
ETHYLENE GLYCOL N O P 400 U STATES	LB 76235	9613	6838031	728177	8400
FORMALDEHYDE 100 U KINGDOM 335 GERMANY W 400 U STATES	LB 16470 16470	2643 2643	493775 493775	74192 74192	8401
GLYCERINE CRUDE 400 U STATES	LB 500380	111733	2627740	529913	8402
GLYCERINE FOR EXPLOSIVES 400 U STATES	LB 500380	111733	2627740	529913	8403
GLYCERINE N O P 400 U STATES	LB 81180	23745	1450184	421755	8404
INK PRINTING 100 U KINGDOM 318 DENMARK 335 GERMANY W 354 NETHRLNDS 400 U STATES	LB 17115 81	8681 52	392013 1890 1527 861	177286 1471 1204 308	8405
INK ROTOGRAVURE 100 U KINGDOM 400 U STATES	LB 96331 113527	53835 62568	1319235 1715526	654632 834895	8406
INK WRITING 100 U KINGDOM 335 GERMANY W 400 U STATES	LB 2100 90088 92188	740 22891 23631	2100 526096 528196	740 151536 152276	8407
NAPHTHALENE FLAKES AND BALLS 100 U KINGDOM 306 BELGIUM 335 GERMANY W 354 NETHRLNDS 400 U STATES	LB 341940 22400 66138 257369 856	15364 1233 3860 12779 306	922134 22400 106985 740883 8135	41845 1233 5989 36330 2213	8408
NITROUS ETHER 400 U STATES	GAL 688703	33542	1800537	87610	8409
CHEMICALS FOR SYNTHETIC RESINS 100 U KINGDOM 306 BELGIUM 335 GERMANY W 344 ITALY 400 U STATES	LB 39917 74092 235097 25300	5453 15624 33953 6598	22724 280372 438534 1489273 513196	6967 40740 68079 207832 127339	8410
SULPHURIC ETHER 100 U KINGDOM 400 U STATES	LB 374406 49602	61628 22079	2744099 1103196	450957 299959	8411
THEOBROMINE DIMETHYL SULPHATE 100 U KINGDOM 400 U STATES	LB 49602	22079	1104411	300904	8412
POLISH KNIFE OR OTHER N O P 100 U KINGDOM 234 AUSTRALIA 335 GERMANY W 354 NETHRLNDS 359 NORWAY 375 SWEDEN 376 SWITZRLND 400 U STATES	LB 245	77	68599	101915	8413
VANILLIN 100 U KINGDOM 400 U STATES	LB 100	461	3749 795	16933 2946	8414
ALL OTHER DRUGS CHEMICALS N O P 100 U KINGDOM 207 UN SO AFR 215 INDIA 231 HONG KONG 234 AUSTRALIA 236 NEW ZEAL 305 AUSTRIA 306 BELGIUM 317 CZECHO S 318 DENMARK 327 FRANCE 335 GERMANY W 340 HUNGARY 344 ITALY 347 JAPAN 354 NETHRLNDS 359 NORWAY 372 SPAIN 375 SWEDEN 376 SWITZRLND	LB 100	461	4544	19879	8415
		258873		2689801	
		4997		406	
		3455		9037	
				20493	
				3356	
				15798	
				1007	
		3527		9583	
				3541	
				4676	
		21910		108439	
		34964		341018	
				375	
				7890	
		2638		52668	
		8981		150379	
		310		2352	
		216		432	
		6435		24662	
		41037		437135	

Articles and Countries from which Imported	MONTH OF NOVEMBER 1954		ELEVEN MONTHS ENDED NOVEMBER 1954		Class Number
	Quantities	Values (\$)	Quantities	Values (\$)	
381 ALASKA		60		1519	
384 P RICO				1130	
400 U STATES		3432034		33663333	
		3819437		37549030	
MATERIALS NOP FOR PLASTICS					8422
100 U KINGDOM		836		28089	
327 FRANCE				608	
335 GERMANY W		10371		39124	
359 NORWAY				6308	
376 SWITZRLND				28963	
400 U STATES		393470		3523264	
		404677		3626356	
CASINGS SYNTHETIC FOR MEATS	LB				8423
335 GERHANY W			603	992	
400 U STATES	25586	37305	341187	474744	
	25586	37305	341790	475736	
TUNGSTEN CARBIDE IN TUBES					8425
400 U STATES		9046		90911	
		9046		90911	
BUTADIENE					8428
400 U STATES		187384		1228029	
		187384		1228029	
ETHYL BENZENE	GAL				8429
400 U STATES			240086	274358	
			240086	274358	
GASOLINE ANTI OXIDANTS	LB				8430
400 U STATES	18250	19158	236949	204449	
	18250	19158	236949	204449	
SYNTHETIC RESIN GLUE	LB				8431
100 U KINGDOM			3364	949	
318 DENMARK	2000	228	2000	228	
335 GERMANY W			4618	1791	
376 SWITZRLND	100	122	245	230	
400 U STATES	168719	57603	1404957	429284	
	170819	57953	1415184	432482	
RIBOFLAVIN					8432
400 U STATES		30229		334878	
		30229		334878	
YEAST DEAD OR INACTIVE	LB				8433
400 U STATES	18694	7094	286495	124586	
	18694	7094	286495	124586	
CATALYSTS PETROLEUM REFINING					8434
100 U KINGDOM				2774	
400 U STATES		241480		2740002	
		241480		2742776	
FATTY ALCOHOLS					8435
100 U KINGDOM				39482	
306 BELGIUM		33351		50569	
327 FRANCE				71	
354 NETHRLNDS				202	
400 U STATES		64143		974568	
		97494		1064892	
MATERIALS NOP FOR CHROM OXIDE					8436
FLUORESCENT COATING OR POWDER	LB				8437
400 U STATES	3438	27442	70852	310500	
	3438	27442	70852	310500	
CELLULOSE ESTERS NO ADMIXTURE					8500
347 JAPAN		446		446	
400 U STATES		143569		1232555	
		144015		1233001	
CELLULOSE COMPS MOULDING ETC					8530
376 SWITZRLND		2246		2246	
400 U STATES		32612		432288	
		34858		434534	
CELLULOSE PLASTICS FOAMD EXPNO					8550
335 GERMANY W		132		132	
400 U STATES		244		30804	
		376		30936	
CELLULOSE COMPOUNDS N O P					8570
400 U STATES		2637		33942	
		2637		33942	
CELLULOSE PLASTIC PRIM SHAPES					8600
100 U KINGDOM		1908		19908	
335 GERMANY W		1294		7762	
344 ITALY		3308		38544	
400 U STATES		118008		975173	
		124518		1041387	
CELLUL PLAST SHAPES REINFORCED					8630
100 U KINGDOM				2102	
335 GERMANY W				80	
400 U STATES		26446		424998	
		26446		427180	
LAMINATO MOULOED CELL PLASTICS					8650
100 U KINGDOM				1919	
400 U STATES		18749		170744	
		18749		172663	
CELL NITRATE ENGRAVING SHEETS					8670
400 U STATES		8378		100099	
		8378		100099	
MFRS OF CELLULOSE PLASTICS NOP					8700
100 U KINGDOM		6492		165782	
231 HONG KONG		265		439	
327 FRANCE				3049	
335 GERMANY W				4712	
344 ITALY				828	

Articles and Countries from which Imported	MONTH OF NOVEMBER 1954		ELEVEN MONTHS ENDED NOVEMBER 1954		Class Number
	Quantities	Values (\$)	Quantities	Values (\$)	
347 JAPAN		73		2314	
354 NETHRLNDS		5299		15198	
375 SWEDEN		206		206	
400 U STATES		131445		1207444	
MFRS OF REGEN CELLULDSE NOP		143780		1399972	
100 U KINGDOM		15547		207780	8720
326 FINLAND		502		1359	
335 GERMANY W		228		2308	
354 NETHRLNDS		59		7852	
375 SWEDEN				4684	
376 SWITZRLND				1585	
400 U STATES		78544		888651	
		94880		1114219	
SYNTHETIC RESINS NO ADMIXTURE					8750
100 U KINGDDM		15992		327483	
335 GERMANY W		1189		8355	
359 NORWAY		3778		31352	
376 SWITZRLND		2413		5476	
400 U STATES		810974		11611755	
		834346		11984421	
SYNTHETIC RESINS IN SOLUTIONS					8770
327 FRANCE				283	
335 GERMANY W		1407		8775	
400 U STATES		378703		3276157	
		380110		3285215	
SYNTH RESIN COMPDs MOULDNG ETC					8800
100 U KINGDDM		3501		88341	
400 U STATES		371413		3663515	
		374914		3751856	
SYNTH RESINS FOAMED EXPANDED					8830
100 U KINGDOM				1828	
335 GERMANY W		4669		6634	
354 NETHRLNDS				3320	
400 U STATES		47498		307408	
		52167		319190	
SYNTH RESIN COMPOSITIONS NOP					8850
400 U STATES		113791		979029	
		113791		979029	
SYNT OR PROT PLAST PRIM SHAPES					8870
100 U KINGDOM		27760		342393	
318 DENMARK				2297	
327 FRANCE				1227	
335 GEHMANY W		4368		70566	
354 NETHRLNDS				127	
400 U STATES		508128		5174507	
		540256		5591117	
SYNTH RESIN SHAPES REINFORCED					8900
100 U KINGDOM		325		1259	
400 U STATES		106494		1020733	
		106819		1021992	
LAMIN PLASTICS SYN RES BONDED					8930
100 U KINGDOM				127079	
400 U STATES		30401		380239	
		30401		507318	
MFRS OF SYNT RES OR PRDT PLAST					8950
100 U KINGDDM		6965		186826	
231 HONG KONG		291		1488	
234 AUSTRALIA				521	
305 AUSTRIA		142		5460	
306 BELGIUM				2345	
318 DENMARK		703		2310	
327 FRANCE		2080		19271	
335 GERMANY W		6998		47736	
344 ITALY		691		9339	
347 JAPAN				13384	
354 NETHRLNDS		134		10540	
359 NORWAY				52	
375 SWEDEN		654		3450	
376 SWITZRLND		517		2690	
400 U STATES		926008		8273637	
		945183		8579049	

Articles and Countries from which Imported	MONTH OF NOVEMBER 1954		ELEVEN MONTHS ENDED NOVEMBER 1954		Class Number
	Quantities	Values (\$)	Quantities	Values (\$)	
<u>GROUP 9</u>					
<u>MISCELLANEOUS COMMODITIES</u>					
FILM FOR REPRODUCTION	FEET				9000
100 U KINGDOM	37188	1683	403312	19462	
207 UN SO AFR			27290	1407	
234 AUSTRALIA			15449	1046	
327 FRANCE			419974	27573	
400 U STATES	340557	20530	3672243	195055	
	377745	22213	4538268	244543	
BAGATELLE OR OTHER GAME BOARDS					9001
100 U KINGDOM		5224		69689	
327 FRANCE		378		1058	
335 GERMANY W		775		1950	
344 ITALY		507		507	
375 SWEDEN				16572	
400 U STATES		133713		1464709	
		140597		1554485	
BALLS CUES CUE RACKS CUE TIPS					9002
100 U KINGDOM		282		24808	
327 FRANCE		56		3523	
400 U STATES		1755		7902	
		2093		36233	
BILLIARD TABLES	NO				9003
400 U STATES	1	341	27	8009	
	1	341	27	8009	
BALLS TENNIS	DOZ				9004
100 U KINGDOM	600	945	25537	65780	
400 U STATES			50	249	
	600	945	25587	66029	
BALLS ALL KINDS NOP FOR SPORTS					9005
100 U KINGDOM		2463		50101	
215 INDIA				3568	
216 PAKISTAN		643		10129	
234 AUSTRALIA		1407		9895	
236 NEW ZEAL				584	
306 BELGIUM				3021	
318 DENMARK		810		810	
327 FRANCE		1095		6844	
335 GERMANY W		221		2265	
344 ITALY				507	
347 JAPAN		348		2117	
354 NETHRLNDS				6774	
400 U STATES		18688		231864	
		25675		328479	
FILMS X RAY					9006
100 U KINGDOM		1529		105837	
306 BELGIUM		348		418119	
375 SWEDEN		926		5345	
400 U STATES		123063		1641518	
		125866		2170819	
GUN COVERS GAME BAGS					9007
100 U KINGDOM				95	
400 U STATES		2928		18309	
		2928		18404	
CRICKET BATS BALLS GLOVES					9008
100 U KINGDOM				8074	
234 AUSTRALIA				362	
400 U STATES				637	
				9073	
DOLLS					9009
100 U KINGDOM		28065		159984	
215 INDIA		146		146	
231 HONG KONG				174	
327 FRANCE		101		1313	
335 GERMANY W		2993		29585	
336 GREECE		55		55	
344 ITALY		3101		38046	
347 JAPAN		1817		33534	
348 KOREA				82	
354 NETHRLNDS		287		6171	
365 POLAND		168		5562	
366 PORTUGAL		237		237	
372 SPAIN				1280	
390 GERMANY E				2787	
400 U STATES		94691		302133	
		131661		581089	
FILMS PHOTOGRAPHERS					9010
100 U KINGDOM		11885		80657	
306 BELGIUM		1511		83616	
327 FRANCE				12399	
335 GERMANY W		460		4168	
347 JAPAN		118		699	
400 U STATES		154125		1284972	
		168099		1466511	
FILMS CINEMATOGRAPH POSITIVES	FEET				9011
100 U KINGDDM	359762	26804	3699824	257555	
215 INDIA			55341	5086	
225 TRINIDAD			40365	3230	
234 AUSTRALIA	3040	271	24958	742	
305 AUSTRIA	16253	1300	36754	3296	
306 BELGIUM			27588	1214	

Articles and Countries from which Imported	MONTH OF NOVEMBER 1954		ELEVEN MONTHS ENDED NOVEMBER 1954		Class Number
	Quantities	Values (\$)	Quantities	Values (\$)	
317 CZECHO S	3150	252	17484	648	
326 FINLAND	5000	300	15850	1083	
327 FRANCE	500985	24504	8348083	422381	
335 GERMANY W	14409	1304	175875	13950	
344 ITALY	3750	440	63444	6325	
347 JAPAN			25084	1826	
352 MEXICO			840	177	
354 NETHRLNDS	1647	233	14541	1546	
372 SPAIN	4724	378	4724	378	
376 SWITZRLND	1000	80	50279	4245	
380 USSR	30707	2457	273275	21959	
383 HAWAII			3100	148	
400 U STATES	4520422	348814	44262129	3138131	
	5464849	407137	57139538	3883920	
FILMS FOR AERIAL PHOTOGRAPHY					9012
400 U STATES		109		57011	
		109		57011	
FISHING RODS					9013
100 U KINGDOM		770		32083	
327 FRANCE				2160	
335 GERMANY W				2835	
347 JAPAN		1544		18782	
359 NORWAY				108	
375 SWEDEN				2890	
376 SWITZRLND				243	
400 U STATES		9108		388033	
		11422		447134	
GOLF CLUBS AND FINISHED PARTS					9014
100 U KINGDOM		1412		18654	
400 U STATES		13159		157969	
		14571		176623	
MECHANICAL TOYS OF METAL					9016
100 U KINGDOM		12688		203886	
305 AUSTRIA		150		150	
318 DENMARK		581		2257	
327 FRANCE				439	
335 GERMANY W		40300		477841	
344 ITALY		2224		3493	
347 JAPAN		51841		492198	
376 SWITZRLND		305		667	
390 GERMANY E				126	
400 U STATES		90189		699675	
		198278		1880732	
METAL JUVENILE CONSTR SETS					9017
100 U KINGDOM		55093		212880	
335 GERMANY W		1196		4849	
400 U STATES		938		13673	
		57227		231402	
TOYS OF ALL KINDS N O P					9018
100 U KINGDOM		99104		1103616	
207 UN SO AFR		1162		22545	
231 HONG KONG		563		5923	
234 AUSTRALIA		513		1627	
305 AUSTRIA		2497		15912	
306 BELGIUM		470		24208	
317 CZECHO S		801		801	
318 DENMARK		5224		38321	
327 FRANCE		217		7414	
335 GERMANY W		46663		357419	
340 HUNGARY		578		1704	
344 ITALY		980		17992	
347 JAPAN		52241		731478	
352 MEXICO		386		486	
354 NETHRLNDS		218		26411	
372 SPAIN		104		104	
375 SWEDEN		380		44388	
376 SWITZRLND		6041		7226	
390 GERMANY E		3388		34306	
400 U STATES		513001		3500245	
		734531		5942126	
SPORTSMENS FISHING TACKLE NOP					9019
100 U KINGDOM		7822		278183	
231 HONG KONG				3494	
234 AUSTRALIA				7199	
305 AUSTRIA				116	
317 CZECHO S		241		2276	
327 FRANCE		4311		134134	
335 GERMANY W		1093		62870	
344 ITALY				11365	
347 JAPAN		3933		35401	
359 NORWAY		6701		50348	
372 SPAIN				3950	
375 SWEDEN		1152		20490	
376 SWITZRLND		173		20492	
400 U STATES		54530		1871454	
		79956		2501772	
FILMS CINEMATOGRAPH NEGATIVE					9020
100 U KINGDOM				55	
306 BELGIUM		925		7830	
335 GERMANY W				278	
400 U STATES		6047		129917	
		6972		138080	
BRUSHES ARTISTS					9021
100 U KINGDOM		7913		52510	
327 FRANCE				1931	
335 GERMANY W		2203		18138	

IMPORTS INTO CANADA FOR CONSUMPTION

Articles and Countries from which Imported	MONTH OF NOVEMBER 1954		ELEVEN MONTHS ENDED NOVEMBER 1954		Class Number
	Quantities	Values (\$)	Quantities	Values (\$)	
347 JAPAN		353		2178	
400 U STATES		1876		39017	
BRUSHES PAINT AND VARNISH		12345		113774	9022
100 U KINGDOM		21042		106592	
335 GERMANY W				1381	
347 JAPAN				118	
354 NETHRLNDS		86		86	
359 NORWAY				377	
400 U STATES		199		24544	
BRUSHES TOOTH		21327		133098	
100 U KINGDOM	002 430	799	46250	47192	9023
231 HONG KONG			28376	8334	
335 GERMANY W			100	170	
400 U STATES		5235	83264	76543	
BRUSHES TOILET N O P		5665	157990	132239	
100 U KINGDOM		15139		110039	9024
231 HONG KONG				533	
306 BELGIUM		2151		3143	
317 CZECHO S		1129		1129	
327 FRANCE		11015		64820	
335 GERMANY W		7749		35408	
344 ITALY		250		1696	
354 NETHRLNDS		879		6911	
376 SWITZRLND				1338	
390 GERMANY E				375	
400 U STATES		21648		173660	
BRUSHES ALL OTHER N O P		59960		399052	
100 U KINGDOM		15393		129189	9025
231 HONG KONG		86		385	
306 BELGIUM		53		2054	
317 CZECHO S		427		427	
318 DENMARK		65		65	
327 FRANCE				2571	
335 GERMANY W		1633		10677	
347 JAPAN		102		568	
354 NETHRLNDS		1567		10425	
365 POLAND				724	
376 SWITZRLND		84		1065	
400 U STATES		50386		433319	
PACKAGES CONTAINING GOODS N O P		69796		591469	
100 U KINGDOM		168064		1909188	9033
203 B E AFR		12		142	
207 UN SO AFR		58		93	
214 A E SUDAN		253		253	
215 INDIA		1732		18773	
216 PAKISTAN				1424	
217 CEYLON		831		5633	
218 MALAYA				313	
219 BEI OTHER				4	
223 BARBADOS				138	
224 JAMAICA	12			132	
225 TRINIDAD				1125	
227 SAHAMAS				3662	
228 LEEW WIND				200	
231 HONG KONG		9823		80233	
232 MALTA		16		32	
234 AUSTRALIA		127		13075	
235 FIJI				2	
236 NEW ZEAL				2391	
304 ARGENTINA		497		63987	
305 AUSTRIA		1086		8862	
306 BELGIUM		11358		97353	
309 BRAZIL				37	
313 CHINA				194	
314 COLOMBIA				299	
316 CUBA		171		5592	
317 CZECHO S		14898		69165	
318 DENMARK		2963		19317	
326 FINLAND		1522		13579	
327 FRANCE		4873		96552	
335 GERMANY W		33794		304408	
336 GREECE		49		153	
337 GUATEMALA				262	
338 HAITI				266	
340 HUNGARY		163		1236	
342 IRAN				1698	
344 ITALY		20065		141758	
347 JAPAN		39452		375596	
352 MEXICO				52475	
353 MOROCCO		4		1226	
354 NETHRLNDS		25297		264514	
355 INDONESIA		177		693	
358 NICARAGUA				286	
359 NORWAY		356		2460	
360 ISRAEL				29	
362 PARAGUAY				6228	
365 POLAND				7161	
366 PORTUGAL		158		2321	
367 AZORES		14		1271	
372 SPAIN		748		3606	
375 SWEDEN		7420		59767	

Articles and Countries from which Imported	MONTH OF NOVEMBER 1954		ELEVEN MONTHS ENDED NOVEMBER 1954		Class Number
	Quantities	Values (\$)	Quantities	Values (\$)	
376 SWITZRLND		2905		62946	
381 ALASKA				167	
386 URUGUAY		559		12782	
389 IRELAND				156	
390 GERMANY E		1485		12490	
391 LEBANON				49	
392 SYRIA				48	
400 U STATES		133365		3498496	
		484307		7226298	
PACKAGES BARRELS AND CASKS					9034
100 U KINGDOM		2332		18087	
207 UN SO AFR		2216		18803	
221 B GUIANA		1557		10559	
223 BARBADOS				1492	
224 JAMAICA		8		6627	
225 TRINIDAD				267	
231 HONG KONG				232	
232 MALTA		153		2274	
234 AUSTRALIA		1491		14706	
304 ARGENTINA		3179		3179	
306 BELGIUM				744	
316 CUBA				991	
318 DENMARK				280	
327 FRANCE		1746		6548	
328 FR AFRICA		275		5315	
335 GERMANY W				95	
336 GREECE				516	
344 ITALY		1843		2185	
347 JAPAN				214	
354 NETHRLNDS				442	
359 NORWAY		2072		5443	
361 PANAMA				490	
366 PORTUGAL		738		3563	
372 SPAIN		200		1030	
384 P RICO		2		2	
389 IRELAND				1192	
400 U STATES		4473		77535	
		22285		182811	
PACKAGES BOTTLES AND CARBOYS					9035
100 U KINGDOM		62433		364650	
207 UN SO AFR		1405		5584	
208 BSA OTHER				70	
215 INDIA				2	
221 B GUIANA		256		3259	
223 BARBADOS		2684		16338	
224 JAMAICA		1276		8600	
225 TRINIDAD		3234		15005	
228 LEEW WIND				66	
231 HONG KONG				441	
234 AUSTRALIA		4355		22826	
306 BELGIUM		46		188	
313 CHINA				8	
315 C RICA				200	
316 CUBA		279		1977	
318 DENMARK		382		1793	
324 ESTONIA				14	
327 FRANCE		11975		73591	
328 FR AFRICA		313		2497	
335 GERMANY W		379		3049	
336 GREECE		84		1157	
340 HUNGARY		1		96	
344 ITALY		3763		19376	
347 JAPAN		27		177	
352 MEXICO				6	
354 NETHRLNDS		1825		8855	
359 NORWAY		116		238	
360 ISRAEL				217	
366 PORTUGAL		1451		10086	
367 AZORES		40		266	
372 SPAIN		1342		7108	
375 SWEDEN		32		129	
376 SWITZRLND		61		365	
383 HAWAII				6	
384 P RICO		1186		10539	
388 YUGO SLAV		20		165	
389 IRELAND				113	
400 U STATES		6826		29451	
		105791		608508	
PACKAGES CONTAINING MACHINERY					9036
100 U KINGDOM		5581		102050	
306 BELGIUM				3237	
317 CZECHO S				81	
318 DENMARK				87	
327 FRANCE				1620	
335 GERMANY W		502		10747	
344 ITALY				349	
347 JAPAN				240	
354 NETHRLNDS				220	
359 NORWAY				3	
375 SWEDEN		1123		10445	
376 SWITZRLND		175		25221	
390 GERMANY E				88	
400 U STATES		1708		68946	
		9089		223334	
ORTHOPEDIC BRACES AND PARTS					9050
100 U KINGDOM				487	

Articles and Countries from which Imported	MONTH OF NOVEMBER 1954		ELEVEN MONTHS ENDED NOVEMBER 1954		Class Number
	Quantities	Values (\$)	Quantities	Values (\$)	
400 U STATES		5699		60765	
EFFECTS LEFT BY REQUEST		5699		61252	9051
100 U KINGDOM		5290		160259	
203 B E AFR				100	
207 UN SO AFR				284	
227 BAHAMAS				600	
231 HONG KONG				100	
234 AUSTRALIA				200	
236 NEW ZEAL				385	
305 AUSTRIA		100		480	
306 BELGIUM				100	
317 CZECHO S		100		100	
318 DENMARK		750		1944	
327 FRANCE		330		7326	
335 GERMANY W		500		4018	
344 ITALY		184		484	
347 JAPAN				500	
354 NETHRLNDS		190		3833	
359 NORWAY		50		1140	
375 SWEDEN				375	
376 SWITZRLNO				1486	
379 TURKEY				100	
381 ALASKA				100	
383 HAWAII				50	
389 IRELAND				139	
400 U STATES		13489		194804	
APPLIANCES BOOTS		20983		378907	9052
FUR CRIPPLES				81	
100 U KINGDOM				5222	
400 U STATES		177		5303	
ARTIFICIAL LIMBS AND PARTS		177			9053
100 U KINGDOM		243		10885	
335 GERMANY W		82		1014	
375 SWEDEN				149	
400 U STATES		7399		89596	
BEAD ORNAMENTS		7724		101644	9055
100 U KINGDOM				2841	
306 BELGIUM				583	
335 GERMANY W				494	
344 ITALY		482		1206	
347 JAPAN		8347		15869	
390 GERMANY E				364	
400 U STATES		2123		18150	
BELTS N D P		10952		39507	9056
100 U KINGDOM		2138		20752	
215 INDIA		457		1811	
231 HONG KONG				2074	
305 AUSTRIA				209	
317 CZECHO S				480	
318 DENMARK				291	
327 FRANCE		1706		22910	
335 GERMANY W		124		1715	
344 ITALY				606	
352 MEXICO				1329	
354 NETHRLNDS				1250	
376 SWITZRLND				144	
400 U STATES		18058		188537	
BLINDS NOT TEXTILE OR PAPER		22483		242108	9057
100 U KINGDOM		299		299	
347 JAPAN		2397		47647	
400 U STATES		622		13761	
BOOT SHOE SHIRT STAY LACES		3318		61707	9058
100 U KINGDOM				2992	
347 JAPAN		328		5364	
360 ISRAEL				324	
400 U STATES		541		11753	
BOOTS SHOES AND SLIPPERS FELT		869		20433	9059
PAIR					
100 U KINGDOM	15583	13155	95906	80287	
231 HONG KONG	520	306	2990	1349	
354 NETHRLNDS	4520	3684	22481	18785	
400 U STATES	2920	2470	16522	15497	
	23543	19615	137899	115918	
BOOTS SHOES AND SLIPPERS N O P		19615		115918	9060
PAIR					
100 U KINGDOM	4222	7745	143821	170117	
231 HONG KONG	25615	11814	95876	45677	
317 CZECHO S			1450	681	
327 FRANCE			2443	1956	
335 GERMANY W	605	591	3952	4207	
338 HAITI			2412	6085	
344 ITALY			6389	8946	
347 JAPAN	15820	14705	271037	127206	
354 NETHRLNDS	18821	17610	211516	185636	
372 SPAIN			1199	1188	
388 YUGO SLAV	144	130	794	776	
392 SYRIA			1000	1200	
400 U STATES	55728	53602	466727	592289	
BROOMS AND WHISKS		120955		1145964	9061
100 U KINGDOM		106197		1208616	
				107	

Articles and Countries from which Imported	MONTH OF NOVEMBER 1954		ELEVEN MONTHS ENDED NOVEMBER 1954		Class Number
	Quantities	Values (\$)	Quantities	Values (\$)	
231 HONG KONG				199	
340 HUNGARY		802		11502	
344 ITALY		4565		18654	
354 NETHRLNDS		1512		1686	
400 U STATES		4104		44833	
		10983		76981	
BUTTONS SHOE PAPIER MACHE					9062
335 GERMANY W				51	
400 U STATES		1167		4406	
		1167		4457	
BUTTONS SHOE N O P					9063
335 GERMANY W				73	
400 U STATES		2989		12710	
		2989		12783	
BUTTONS VEGETABLE IVORY	GROSS				9064
400 U STATES			230	506	
			230	506	
BUTTONS COLLAR AND CUFF	GROSS				9065
100 U KINGDOM	26	1048	222	6078	
305 AUSTRIA	32	1620	172	8923	
306 BELGIUM			14	519	
318 DENMARK			2	228	
327 FRANCE	11	121	11	121	
335 GERMANY W	10	946	170	7944	
347 JAPAN	384	334	390	492	
376 SWITZRLND	61	4044	69	4478	
400 U STATES	772	27272	7818	219496	
	1226	35385	8868	248279	
BUTTONS N O P	GROSS				9066
100 U KINGDOM	1993	3050	18329	36742	
305 AUSTRIA	122	134	1031	1103	
317 CZECHO S	459	360	10338	8579	
318 DENMARK	22	575	41	1141	
327 FRANCE	442	2597	802	4224	
335 GERMANY W	1382	921	43025	37079	
344 ITALY			349	3209	
347 JAPAN	83619	44902	449389	262800	
354 NETHRLNDS	164	90	2392	7544	
375 SWEDEN			2	115	
376 SWITZRLND			35	93	
390 GERMANY E			48	140	
400 U STATES	79076	57038	992497	667349	
	167279	109667	1518278	1030118	
CASES BOXES DESKS FANCY					9067
100 U KINGDOM		40424		342943	
215 INDIA		94		1300	
231 HONG KONG		544		1111	
234 AUSTRALIA				50	
305 AUSTRIA		236		1552	
306 BELGIUM		2665		8275	
316 CUBA				391	
317 CZECHO S		130		2123	
318 DENMARK				534	
327 FRANCE		6194		32873	
335 GERMANY W		22711		154201	
344 ITALY		4104		26542	
347 JAPAN		4023		29821	
348 KOREA				429	
352 MEXICO				2368	
353 MOROCCO		1101		1639	
354 NETHRLNDS		6748		51148	
359 NORWAY				649	
372 SPAIN				828	
375 SWEDEN		202		712	
376 SWITZRLND		177		8282	
390 GERMANY E		180		1180	
400 U STATES		214328		1369824	
		303861		2038845	
CHARITABLE DONATIONS					9068
100 U KINGDOM				250	
327 FRANCE				50	
400 U STATES		2267		26910	
		2267		27210	
COMBS TOILET DRESSING FANCY					9069
100 U KINGDOM		2374		21679	
306 BELGIUM				57	
327 FRANCE				1827	
335 GERMANY W				8157	
344 ITALY				259	
376 SWITZRLND				1688	
400 U STATES		4595		48772	
		6969		82439	
APPLIANCES FOR THE DEAF PARTS					9070
100 U KINGDOM		499		10312	
318 DENMARK		522		4045	
335 GERMANY W				491	
400 U STATES		169655		1561559	
		170676		1576407	
FANS					9071
231 HONG KONG				272	
347 JAPAN				4716	
400 U STATES				930	
				5918	
INSOLES OF ALL KINDS					9072
100 U KINGDOM				9197	
335 GERMANY W		548		1577	

Articles and Countries from which Imported	MONTH OF NOVEMBER 1954		ELEVEN MONTHS ENDED NOVEMBER 1954		Class Number
	Quantities	Values (\$)	Quantities	Values (\$)	
400 U STATES		2029		17343	9073
JEWELLERY N O P		2577		28117	
100 U KINGDOM		14660		196438	9073
207 UN SO AFR				968	
215 INDIA		5842		22924	
217 CEYLON				1503	
221 B GUIANA				118	
231 HONG KONG		1462		11555	
234 AUSTRALIA				491	
235 FIJI				192	
236 NEW ZEAL		98		98	
305 AUSTRIA		4340		64329	
306 BELGIUM				248	
316 CUBA				103	
317 CZECHO S		16606		153418	
318 DENMARK		139		5649	
327 FRANCE		4437		74084	
335 GERMANY W		63114		650418	
336 GREECE		745		1007	
337 GUATEMALA		95		160	
341 ICELAND				123	
344 ITALY		4570		49323	
347 JAPAN		33813		255894	
352 MEXICO		6729		21112	
354 NETHRLNOS		208		7790	
359 NORWAY		222		2279	
366 PORTUGAL				518	
371 THAILAND		497		4337	
372 SPAIN		129		4192	
375 SWEDEN				220	
376 SWITZRLND		2278		17849	
388 YUGO SLAV				413	
390 GERMANY E				6693	
400 U STATES		367725		2909847	
		527709		4464293	
MATS DOOR OR CARRIAGE N O P				2014	9074
400 U STATES				2014	
MATTRESSES					9075
100 U KINGDOM		329		101767	9075
335 GERMANY W				7450	
354 NETHRLNDS				1473	
381 ALASKA				875	
400 U STATES		5563		59766	
		5892		171331	
PICTURE AND PHOTOGRAPH FRAMES					9076
100 U KINGDOM		555		18402	9076
215 INDIA				447	
231 HONG KONG		440		828	
305 AUSTRIA		328		2509	
306 BELGIUM				183	
317 CZECHO S				255	
318 DENMARK		1682		11084	
327 FRANCE		122		1320	
335 GERMANY W		717		6063	
344 ITALY		1728		21810	
347 JAPAN				1338	
352 MEXICO		392		2120	
354 NETHRLNDS		2131		5537	
372 SPAIN				218	
400 U STATES		39173		303446	
		47268		375560	
POCKET BOOKS PORTFOLIOS PURSES					9077
100 U KINGDOM		55125		540893	9077
215 INDIA		1719		4559	
218 MALAYA				146	
224 JAMAICA				1797	
231 HONG KONG		979		5725	
234 AUSTRALIA				855	
304 ARGENTINA				279	
305 AUSTRIA		1782		9692	
306 BELGIUM		3720		19454	
316 CUBA		4914		29060	
317 CZECHO S		312		2728	
327 FRANCE		9748		120059	
328 FR AFRICA				303	
335 GERMANY W		26811		145219	
337 GUATEMALA		106		1628	
338 HAITI				315	
344 ITALY		2156		83268	
347 JAPAN		3039		22422	
352 MEXICO		4624		17273	
353 MOROCCO		1317		9778	
354 NETHRLNOS		787		29110	
372 SPAIN		102		7932	
375 SWEDEN				3472	
376 SWITZRLND		200		44636	
388 YUGO SLAV		565		565	
390 GERMANY E				276	
400 U STATES		217458		1880775	
		335464		2982219	
REFRIGERATORS ELECTRIC N O P	NU				9078
100 U KINGDOM		230	16847	1861	137012
317 CZECHO S		1	108	1	108
335 GERMANY W		1	56	21	1029

Articles and Countries from which Imported	MONTH OF NOVEMBER 1954		ELEVEN MONTHS ENDED NOVEMBER 1954		Class Number
	Quantities	Values (\$)	Quantities	Values (\$)	
375 SWEDEN			3	414	
400 U STATES	1685	346139	101181	17088131	
REFRIGERATORS N O P	1917	363150	103067	17226694	
					9079
100 U KINGDOM			42	3425	
306 BELGIUM			3	472	
400 U STATES	85	13856	2857	389809	
REGALIA AND BADGES	85	13856	2902	393706	
					9080
100 U KINGDOM		2672		55793	
215 INDIA		196		3011	
216 PAKISTAN				635	
231 HONG KONG				500	
327 FRANCE		361		3387	
335 GERMANY W		1350		9695	
344 ITALY		65		589	
347 JAPAN		102		743	
354 NETHRLNDS				751	
400 U STATES		6651		56281	
SHADES LAMP NOP SHAOE HOLDERS		11397		131385	
					9081
100 U KINGDOM		50		922	
231 HONG KONG		2428		4303	
306 BELGIUM		110		110	
318 DENMARK				1202	
326 FINLAND				708	
327 FRANCE				114	
335 GERMANY W		90		524	
344 ITALY				226	
347 JAPAN				1766	
354 NETHRLNDS		78		311	
372 SPAIN				230	
376 SWITZRLND		62		62	
400 U STATES		18138		141560	
SPECTACLE FRAMES AND PARTS NOP		20956		152038	
					9082
100 U KINGDOM		633		14886	
305 AUSTRIA		186		1642	
327 FRANCE		3339		14778	
335 GERMANY W		27869		154998	
344 ITALY				463	
347 JAPAN				2371	
400 U STATES		186272		1881953	
PARTS FOR SPECTACLE FRAMES		218299		2071091	
					9083
400 U STATES		50754		341760	
TOBACCO PIPES SMOKERS SETS		50754		341760	
					9084
100 U KINGDOM		9976		85261	
231 HONG KONG				105	
232 MALTA				229	
305 AUSTRIA		142		4414	
317 CZECHO S		68		508	
327 FRANCE		3955		62851	
335 GERMANY W		1031		6663	
344 ITALY		13534		54964	
347 JAPAN				714	
354 NETHRLNDS		88		308	
376 SWITZRLND				412	
400 U STATES		23256		138492	
TOBACCO POUCHES CIGARETTE CASE		52050		354921	
					9085
100 U KINGDOM		1723		29016	
231 HONG KONG				279	
305 AUSTRIA				56	
317 CZECHO S				821	
327 FRANCE				1344	
335 GERMANY W		390		6273	
344 ITALY		653		1183	
347 JAPAN		586		5831	
400 U STATES		4213		20891	
TOILET AND MANICURE SETS		7565		65694	
					9086
100 U KINGDOM		2356		11903	
305 AUSTRIA				2343	
335 GERMANY W		6078		53497	
400 U STATES		7310		41601	
TRUNKS AND VALISES		15744		109344	
					9087
100 U KINGDOM		16584		259946	
215 INDIA				991	
231 HONG KONG				213	
305 AUSTRIA		86		499	
306 BELGIUM		165		1971	
317 CZECHO S		2365		15421	
327 FRANCE				6731	
335 GERMANY W		4174		22148	
344 ITALY				888	
347 JAPAN		123		1139	
354 NETHRLNDS		995		9870	
375 SWEDEN		566		47756	
376 SWITZRLND				544	
400 U STATES		74696		553468	
UMBRELLAS PARASOLS SUNSHADES		99754		921585	
					9088
100 U KINGDOM		322		6333	

Articles and Countries from which Imported	MONTH OF NOVEMBER 1954		ELEVEN MONTHS ENDED NOVEMBER 1954		Class Number
	Quantities	Values (\$)	Quantities	Values (\$)	
231 HONG KONG				615	
305 AUSTRIA				1018	
306 BELGIUM				1797	
317 CZECHO S				2249	
327 FRANCE				542	
335 GERMANY W		1260		9009	
344 ITALY				1891	
347 JAPAN		521		9238	
354 NETHRLNDS		1545		9863	
376 SWITZRLND		1015		2851	
400 U STATES		10596		123751	
		15259		169157	
WINDOW SHADE OR BLIND ROLLERS					9090
347 JAPAN		1408		1408	
375 SWEDEN				10079	
400 U STATES		1286		22315	
		2694		33802	
REFRIGERATOR PARTS					9091
100 U KINGDOM		1571		289643	
318 DENMARK				498	
327 FRANCE				8253	
375 SWEDEN				1439	
400 U STATES		787116		14591778	
		788687		14891611	
HOME OR FARM FREEZERS ELECTRIC	NO				9092
400 U STATES	1306	269461	22353	4657342	
	1306	269461	22353	4657342	
MINERAL MEDICINAL AERATED WATER					9103
100 U KINGDOM		374		2128	
327 FRANCE		6233		170702	
335 GERMANY W				4221	
344 ITALY				385	
400 U STATES		3120		32742	
		9727		210178	
ACCORDIONS CONCERTINAS MELODEONS	NO				9110
100 U KINGDOM	3	308	24	1475	
231 HONG KONG			120	1053	
335 GERMANY W	2004	28333	9144	134754	
344 ITALY	766	29702	9647	449073	
354 NETHRLNDS			4	741	
359 NORWAY	1	241	4	1058	
375 SWEDEN	1	350	7	1101	
376 SWITZRLND	108	942	719	9091	
390 GERMANY E	1200	869	2115	6245	
400 U STATES	151	16270	848	60268	
	4234	77015	22632	664859	
BRASS BAND INSTRUMENTS					9111
100 U KINGDOM		14888		155512	
216 PAKISTAN				366	
231 HONG KONG				80	
306 BELGIUM		161		857	
317 CZECHO S		3193		24426	
327 FRANCE		5981		55879	
335 GERMANY W		3711		11087	
344 ITALY		3067		12537	
354 NETHRLNDS				5568	
379 TURKEY				1087	
390 GERMANY E				65	
400 U STATES		21789		177810	
		52790		445274	
HARPS	NO				9113
400 U STATES			6	5395	
			6	5395	
CABINET ORGANS	NO				9114
100 U KINGDOM			4	926	
400 U STATES	11	1839	72	15896	
	11	1839	76	16822	
PIPE ORGANS	NO				9115
335 GERMANY W			1	1760	
400 U STATES	1	922	6	49057	
	1	922	7	50817	
ORGAN PARTS N O P					9116
100 U KINGDOM		168		39483	
335 GERMANY W				5483	
354 NETHRLNDS				828	
390 GERMANY E				252	
400 U STATES		16044		96784	
		16212		142830	
PIANDS	NO				9117
100 U KINGDOM	9	2583	333	94050	
305 AUSTRIA	1	700	1	700	
318 DENMARK			6	2798	
327 FRANCE			3	4380	
335 GERMANY W	3	2697	6	5546	
400 U STATES	69	27076	830	246233	
	82	33056	1179	353707	
PIANO PARTS N O P					9118
100 U KINGDOM		940		29339	
335 GERMANY W		563		563	
400 U STATES		9153		99680	
		10656		129582	
PIANO AND ORGAN PARTS FOR MFR					9119
100 U KINGDOM		707		19858	
400 U STATES		6669		39579	
		7376		59437	

Articles and Countries from which Imported	MONTH OF NOVEMBER 1954		ELEVEN MONTHS ENDED NOVEMBER 1954		Class Number
	Quantities	Values (\$)	Quantities	Values (\$)	
PHONOGRAPHS GRAMOPHONES NOP					
100 U KINGDDM		784		33680	9120
231 HONG KONG				351	
317 CZECHO S				4000	
335 GERMANY W				3922	
347 JAPAN		189		432	
354 NETHRLNDS		9994		22570	
375 SWEDEN				527	
376 SWITZRLND		1168		6232	
400 U STATES		80759		736691	
		92894		808405	
PHONOGRAPH RECORDS					
100 U KINGDOM		36328		445947	9121
215 INDIA				100	
231 HONG KONG		495		3496	
234 AUSTRALIA		378		3574	
310 BULGARIA				88	
317 CZECHO S				1334	
318 DENMARK		66		235	
326 FINLAND		848		2839	
327 FRANCE		2436		46506	
335 GERMANY W		5605		22525	
344 ITALY		187		1093	
347 JAPAN		214		2342	
354 NETHRLNDS		326		1514	
375 SWEDEN				1736	
376 SWITZRLND		1958		8324	
380 USSR				70	
400 U STATES		124610		928090	
		173451		1469813	
OTHER MUSICAL INSTRUMENTS					
100 U KINGDDM		2562		10846	9122
231 HONG KONG				765	
317 CZECHO S		900		8079	
327 FRANCE		834		19619	
335 GERMANY W		17857		147660	
344 ITALY		635		6989	
347 JAPAN		1131		5980	
352 MEXICO		287		832	
354 NETHRLNDS		102		674	
375 SWEDEN		257		349	
376 SWITZRLND		9782		57227	
388 YUGD SLAV		285		285	
390 GERMANY E		1881		23936	
400 U STATES		170842		1078798	
		207362		1362039	
MUSICAL INSTRUMENT STRINGS					
100 U KINGDOM		685		2076	9123
305 AUSTRIA		158		158	
335 GERMANY W		367		5545	
400 U STATES		9804		67924	
		11014		75703	
PHONOGRAPHS CDIN OPERATED	NO				
400 U STATES	156	88309	1577	755404	9124
	156	88309	1577	755404	
PHOTOFLASH LAMPS	NO				
354 NETHRLNDS	74800	3527	847750	40776	9127
400 U STATES	635490	42087	4085149	264766	
	710290	45614	4932899	305542	
PHOTOGRAPHIC ACCESSDRIES PARTS					
100 U KINGDOM		315		31199	9128
305 AUSTRIA				158	
317 CZECHO S				1500	
327 FRANCE		311		916	
335 GERMANY W		34899		299204	
347 JAPAN		8578		31203	
375 SWEDEN				294	
376 SWITZRLND		701		5797	
390 GERMANY E				245	
400 U STATES		234685		1910109	
		279489		2280625	
THERMOMETERS					
100 U KINGDOM		7456		68694	9129
327 FRANCE				62	
335 GERMANY W		2174		23732	
347 JAPAN		488		1171	
354 NETHRLNDS		926		926	
376 SWITZRLND				912	
381 ALASKA				238	
390 GERMANY E				477	
400 U STATES		111579		988723	
		122623		1084935	
APPARATUS X RAY					
100 U KINGDOM		1498		48238	9130
306 BELGIUM		3168		19075	
318 DENMARK		1668		6086	
327 FRANCE				526	
335 GERMANY W		42422		94628	
344 ITALY		1804		14773	
354 NETHRLNDS		18414		161024	
375 SWEDEN		9654		40485	
376 SWITZRLND				3866	
400 U STATES		335225		3158360	
		413853		3547061	
ARTIFICIAL LARYNX					
400 U STATES				176	9131
				176	

Articles and Countries from which Imported	MONTH OF NOVEMBER 1954		ELEVEN MONTHS ENDED NOVEMBER 1954		Class Number
	Quantities	Values (\$)	Quantities	Values (\$)	
BOTANICAL SPECIMENS					9132
100 U KINGDOM				735	
215 INDIA		59		188	
400 U STATES		3158		20422	
		3217		21345	
OLD COINS STAMPS TROPHIES					9133
100 U KINGDOM		537		11532	
207 UN SO AFR				719	
215 INDIA				270	
217 CEYLON		110		110	
234 AUSTRALIA		83		83	
305 AUSTRIA				284	
306 BELGIUM				185	
313 CHINA		500		500	
318 DENMARK		70		207	
322 EGYPT				27031	
327 FRANCE				8189	
335 GERMANY W				390	
340 HUNGARY				1215	
344 ITALY				110	
354 NETHRLNDS				409	
365 PDLAND		375		750	
375 SWEDEN				785	
381 ALASKA				200	
400 U STATES		15269		84685	
		16944		137654	
CAMERAS AND CAMERA PARTS N O P					9134
100 U KINGDOM		1982		127104	
231 HONG KONG				311	
305 AUSTRIA		1862		11489	
306 BELGIUM				641	
317 CZECHO S				264	
327 FRANCE		5822		42902	
335 GERMANY W		149827		1186046	
344 ITALY				1396	
347 JAPAN		4810		66543	
354 NETHRLNDS		121		2752	
375 SWEDEN				4767	
376 SWITZRLND		19377		124108	
380 USSR		150		2412	
381 ALASKA				91	
390 GERMANY E		2182		32563	
400 U STATES		224822		1938657	
		410955		3542046	
CAMERA PARTS UNFINISHED					9135
335 GERMANY W		242		242	
400 U STATES		7813		96873	
		8055		97115	
CAMERA LENSES AND SHUTTERS					9136
327 FRANCE				1259	
335 GERMANY W		576		8691	
400 U STATES		12711		156745	
		13287		166695	
COLLECTIONS OF ANTIQUITIES					9137
100 U KINGDOM		16763		229335	
231 HONG KONG				6368	
236 NEW ZEAL				169	
305 AUSTRIA				185	
327 FRANCE		1574		2456	
335 GERMANY W				1875	
344 ITALY		416		8529	
347 JAPAN				1085	
354 NETHRLNDS		138		4929	
376 SWITZRLND				2942	
380 USSR				600	
400 U STATES		12019		94527	
		30910		353070	
CYCLOMETERS AND SPEEDOMETERS					9138
100 U KINGDOM		494		13673	
335 GERMANY W		662		8641	
354 NETHRLNDS				979	
376 SWITZRLND		5057		5057	
390 GERMANY E				63	
400 U STATES		16019		103796	
		22232		132209	
GLOBES GEOGRAPHICAL					9139
100 U KINGDOM		196		5454	
327 FRANCE				359	
335 GERMANY W				252	
400 U STATES		10608		68622	
		10804		74687	
MODELS OF INVENTIONS					9140
100 U KINGDOM				6660	
375 SWEDEN				1500	
400 U STATES		53025		458641	
		53025		466801	
APPARATUS FOR INSTITUTIONS					9141
100 U KINGDOM		11651		170872	
305 AUSTRIA		248		1337	
318 DENMARK		615		13649	
327 FRANCE		2188		11110	
335 GERMANY W		3039		47891	
344 ITALY				60	
347 JAPAN				1933	
354 NETHRLNDS		92		948	
359 NORWAY				1330	

Articles and Countries from which Imported	MONTH OF NOVEMBER 1954		ELEVEN MONTHS ENDED NOVEMBER 1954		Class Number
	Quantities	Values (\$)	Quantities	Values (\$)	
375 SWEDEN				2 421	
376 SWITZRLND		3 33		4 457	
390 GERMANY E				1 07	
400 U STATES		5 177 63		4 510 649	
		5 359 29		4 766 764	
OPERATING ROOM EQUIPMENT					91 42
100 U KINGDOM				7 275	
317 CZECHO S				730	
327 FRANCE				9 563	
335 GERMANY W		2 448		11 389	
347 JAPAN		7 25		1 867	
400 U STATES		2 334 97		2 848 186	
		2 366 70		2 879 010	
DENTAL INSTRUMENTS					91 43
100 U KINGDOM		8 433		59 058	
231 HONG KONG		250		450	
305 AUSTRIA		4 051		21 264	
327 FRANCE		68		4 825	
335 GERMANY W		13 019		153 182	
344 ITALY				13 520	
347 JAPAN				20 588	
354 NETHRLNDS		3 293		11 997	
360 ISRAEL				495	
375 SWEDEN		199		495	
376 SWITZRLND		133		3 225	
400 U STATES		6 628 6		75 941 7	
		9 573 2		104 851 6	
SURGICAL TRUSSES AND SUPPORTS					91 44
100 U KINGDOM				2 183	
400 U STATES		2 169		17 987	
		2 169		20 170	
ARTICLES FOR THE BLIND					91 45
100 U KINGDOM				7 67	
376 SWITZRLND				1 996	
400 U STATES		3 874		27 933	
		3 874		30 696	
OPTICAL AND PHILOSOPHICAL INST					91 46
100 U KINGDOM		17 976		315 051	
305 AUSTRIA				1 757	
317 CZECHO S		135		1 151	
318 DENMARK				2 250	
326 FINLAND				123	
327 FRANCE		13 052		82 484	
335 GERMANY W		22 788		199 513	
344 ITALY		601		1 659	
347 JAPAN		58 628		316 109	
354 NETHRLNDS				932	
375 SWEDEN		2 079		7 128	
376 SWITZRLND		1 618		12 405	
390 GERMANY E		94		3 972	
400 U STATES		29 252 2		301 999 8	
		40 949 3		396 453 2	
EDUCATIONAL FILMS					91 48
100 U KINGDOM		3 647		22 398	
234 AUSTRALIA				1 643	
236 NEW ZEAL				90	
306 BELGIUM				512	
327 FRANCE		305		5 644	
335 GERMANY W		65		65	
344 ITALY				183	
347 JAPAN				130	
354 NETHRLNDS				232	
400 U STATES		8 857 0		78 586 0	
		9 258 7		81 675 7	
CINEMATOGRAPH CAMERAS					91 49
327 FRANCE				2 545	
400 U STATES		1 118		58 603	
		1 118		61 148	
SURGICAL INSTRUMENTS					91 50
100 U KINGDOM		21 831		238 594	
216 PAKISTAN				887	
305 AUSTRIA				2 308	
306 BELGIUM				433	
318 DENMARK		183		575	
327 FRANCE		779		17 996	
335 GERMANY W		20 321		235 364	
344 ITALY		1 467		8 239	
347 JAPAN		11 90		10 833	
354 NETHRLNDS				9 670	
375 SWEDEN		6 082		32 724	
376 SWITZRLND				10 247	
390 GERMANY E				760	
400 U STATES		31 867 3		366 751 7	
		37 052 6		423 614 7	
RACING SHELLS OR OARS	NO				91 51
100 U KINGDOM	2	1 500	7	4 433	
234 AUSTRALIA			2	909	
400 U STATES	1	120	15	2 548	
	3	1 620	24	7 890	
BOATS OPEN PLEASURE	NO				91 52
100 U KINGDOM	1	87	111	17 641	
223 BARBADOS			1	200	
305 AUSTRIA			1	136	
318 DENMARK			13	16 335	
326 FINLAND	1	196	1	196	
327 FRANCE			4	835	

Articles and Countries from which Imported	MONTH OF NOVEMBER 1954		ELEVEN MONTHS ENDED NOVEMBER 1954		Class Number
	Quantities	Values (\$)	Quantities	Values (\$)	
335 GERMANY W	1	120	40	6453	
359 NORWAY			3	1769	
375 SWEDEN	1	1516	25	12592	
376 SWITZRLND	1	355	1	355	
400 U STATES	20	5421	799	150439	
	25	7765	999	206951	
LAUNCHES PLEASURE MOTIVE POWER	NU				9153
100 U KINGDOM			7	17793	
318 DENMARK	1	1800	1	1800	
335 GERMANY W			1	2880	
375 SWEDEN			4	4370	
400 U STATES	2	2244	93	257496	
	3	4044	106	284339	
MATERIALS EXWHOUSE FOR VESSELS					9154
SHIPS AND VESSELS REPAIRS ON					9155
100 U KINGDOM				505	
334 ST PIERRE		359		8592	
354 NETHRLNDS				17594	
381 ALASKA				1934	
400 U STATES				107078	
		359		135703	
SHIPS FOREIGN BUILT COASTAL	NU				9156
400 U STATES			3	327181	
			3	327181	
VESSELS FOREIGN BUILT N O P					9157
100 U KINGDOM		3257		134011	
223 BARBADOS				400	
227 BAHAMAS				24125	
305 AUSTRIA				685	
318 DENMARK				4365	
335 GERMANY W				8543	
354 NETHRLNDS				15524	
359 NORWAY				3700	
375 SWEDEN				6100	
400 U STATES		112468		1198221	
		115725		1395674	
BUGGIES CUTTERS VEHICLES N O P	NU				9162
100 U KINGDOM		82	42	1747	
327 FRANCE		210		210	
400 U STATES	508	25603	4851	286352	
	508	25895	4893	288309	
CHILURENS CARRIAGES AND PARTS	NU				9163
100 U KINGDOM	3	148	408	10076	
305 AUSTRIA	1	55	1	55	
306 BELGIUM			12	272	
335 GERMANY W	4	155	11	294	
344 ITALY	10	94	10	94	
354 NETHRLNDS			59	1720	
400 U STATES	126	721	6109	49615	
	144	1173	6610	62126	
CHILURENS SLEDS VEHICLES N O P					9164
100 U KINGDOM		4744		15573	
318 DENMARK				618	
335 GERMANY W		219		668	
344 ITALY				221	
354 NETHRLNDS				4228	
400 U STATES		34891		376849	
		39854		398157	
SLEIGHS N O P AND PARTS	NU				9165
WAGONS AND SLEDS FARM AND PTS	NU				9166
100 U KINGDOM			13	4248	
400 U STATES	78	6917	1105	155482	
	78	6917	1118	159730	
WAGONS FREIGHT DRAYS AND PARTS	NU				9167
400 U STATES		112	5	1874	
		112	5	1874	
WHEELBARROWS HAND TRUCKS CARTS	NU				9168
100 U KINGDOM	56	3229	3796	54304	
327 FRANCE	1	393	1	393	
335 GERMANY W	1	208	41	1739	
359 NORWAY			6	757	
400 U STATES	6487	94490	67747	975828	
	6545	98320	71591	1033021	
TRUCKS AND CARS N O P					9169
100 U KINGDOM		90		116670	
375 SWEDEN				12011	
400 U STATES		25825		213424	
		25915		342105	
TRAILERS FOR MOTOR VEHICLES	NU				9170
100 U KINGDOM	2	10000	43	80596	
381 ALASKA			28	48840	
400 U STATES	203	420046	3311	4648253	
	205	430046	3382	4777689	
AIRCRAFT NOT OVER 1500 LB WT	NU				9171
400 U STATES	11	15483	120	271399	
	11	15483	120	271399	
AIRCRAFT 1501 TO 3000 LB WT	NU				9172
400 U STATES	5	26286	62	578977	
	5	26286	62	578977	
AIRCRAFT 3001 TO 7500 LB WT	NU				9173
400 U STATES	5	408580	22	2305167	
	5	408580	22	2305167	
AIRCRAFT OVER 7500 LB WEIGHT	NU				9174
100 U KINGDOM			1	87596	

Articles and Countries from which Imported	MONTH OF NOVEMBER 1954		ELEVEN MONTHS ENDED NOVEMBER 1954		Class Number
	Quantities	Values (\$)	Quantities	Values (\$)	
400 U STATES	1	44109	16	8513577	
AIRCRAFT PTS EXCLUDING ENG PTS	1	44109	17	8601173	
100 U KINGDOM		315608		3553449	9175
234 AUSTRALIA		3101		39118	
327 FRANCE				4892	
335 GERMANY W		124		7697	
347 JAPAN		492		794	
352 MEXICO				100	
354 NETHRLNDS		5913		11593	
375 SWEDEN		80		3036	
381 ALASKA				6961	
400 U STATES		7428969		76066136	
		7754287		79693776	
PAINTINGS UNDER 20 DOLLARS	NU				9181
100 U KINGDOM	16	173	453	3715	
305 AUSTRIA	49	377	1699	6750	
306 BELGIUM			223	329	
318 DENMARK	21	99	35	198	
327 FRANCE			377	1704	
344 ITALY	60	182	518	2988	
354 NETHRLNDS	222	1146	1742	6232	
376 SWITZRLND			9	56	
400 U STATES	50	261	758	6953	
	418	2238	5814	28925	
PAINTINGS 20 DOLLARS OR OVER					9182
100 U KINGDOM		16886		246948	
218 MALAYA				124	
220 BERMUDA				416	
231 HONG KONG				1605	
234 AUSTRALIA				450	
305 AUSTRIA		3367		34224	
306 BELGIUM				886	
309 BRAZIL		343		393	
318 DENMARK		285		4279	
327 FRANCE		25150		168947	
335 GERMANY W		725		2587	
336 GREECE				4967	
340 HUNGARY				1319	
344 ITALY		1367		18400	
354 NETHRLNDS		49104		75959	
359 NORWAY				384	
366 PORTUGAL				150	
372 SPAIN				775	
375 SWEDEN		600		828	
376 SWITZRLND				608	
383 HAWAII				514	
387 VENEZUELA				15000	
388 YUGO SLAV				250	
400 U STATES		45888		1369971	
		143715		1949984	
STATUES AND STATUETTES N O P					9183
100 U KINGDOM		1539		36798	
203 B E AFR				270	
215 INDIA				837	
217 CEYLON		608		1464	
218 MALAYA				66	
231 HONG KONG		1377		4258	
305 AUSTRIA		75		1316	
313 CHINA				280	
317 CZECHO S				1267	
318 DENMARK		261		1279	
327 FRANCE		75		3375	
335 GERMANY W		2250		18722	
344 ITALY		1725		29249	
347 JAPAN		5255		61839	
352 MEXICO		402		710	
354 NETHRLNDS		109		557	
355 INDONESIA				174	
366 PORTUGAL				66	
372 SPAIN				266	
375 SWEDEN				146	
376 SWITZRLNO				256	
389 IRELAND				317	
390 GERMANY E		3085		6296	
400 U STATES		2445		78826	
		26206		248634	
PORCELAIN STATUES STATUETTES					9184
100 U KINGDOM		16443		312752	
231 HONG KONG		709		3580	
305 AUSTRIA				2431	
306 BELGIUM				412	
313 CHINA				193	
318 DENMARK		565		12236	
327 FRANCE		460		6004	
335 GERMANY W		7781		105328	
344 ITALY		1470		24364	
347 JAPAN		28128		218693	
354 NETHRLNDS				909	
375 SWEDEN				110	
390 GERMANY E		98		10602	
400 U STATES		4391		60622	
		60045		758236	
SCULPTURES CANADIAN MODELS					9185
100 U KINGDOM				355	
306 BELGIUM				600	

IMPORTS INTO CANADA FOR CONSUMPTION

171

Articles and Countries from which Imported	MONTH OF NOVEMBER 1954		ELEVEN MONTHS ENDED NOVEMBER 1954		Class Number
	Quantities	Values (\$)	Quantities	Values (\$)	
327 FRANCE				770	
344 ITALY				93	
400 U STATES				17498	
				19316	
MATERIAL FOR HARD METAL COMPS					9187
100 U KINGDOM				7159	
400 U STATES		46587		309774	
		46587		316933	
MATERIAL FOR FISHING EQUIPMENT					9189
MATERIALS FOR CYANIDE MFR					9190
335 GERMANY W		4042		4042	
400 U STATES				1008	
		4042		5050	
ARTICLES FOR FERTILIZER MFR					9191
400 U STATES		10703		189521	
		10703		189521	
ARTICLES FOR GOVERNOR GENERAL					9192
100 U KINGDOM		143		5750	
327 FRANCE				1539	
400 U STATES		485		1464	
		628		8753	
ARTICLES FOR CONSULS					9193
100 U KINGDOM		16504		104017	
207 UN SO AFR				11068	
215 INDIA				961	
220 BERMUDA				131	
221 B GUIANA				50	
223 BARBADOS				706	
224 JAMAICA		190		190	
225 TRINIDAD		80		921	
231 HONG KONG				600	
232 MALTA				112	
234 AUSTRALIA		80		1515	
236 NEW ZEAL				50	
304 ARGENTINA		165		405	
305 AUSTRIA		150		2300	
306 BELGIUM				19115	
309 BRAZIL				256	
312 CHILE				3000	
316 CUBA				156	
317 CZECHO S		320		5023	
318 DENMARK		8711		14486	
320 DOM REP		3974		4205	
322 EGYPT				1063	
326 FINLAND				250	
327 FRANCE		857		72245	
335 GERMANY W		8558		45137	
338 HAITI				110	
344 ITALY		469		8058	
347 JAPAN		1053		21213	
352 MEXICO				2000	
354 NETHRLNDS		2595		32033	
355 INDONESIA				628	
359 NORWAY		156		10857	
360 ISRAEL		2000		3375	
363 PERU		173		809	
365 POLAND				7865	
366 PORTUGAL				1106	
372 SPAIN		8415		10701	
375 SWEDEN		1942		11888	
376 SWITZRLND				7188	
379 TURKEY				450	
380 USSR		150		2800	
388 YUGO SLAV				5332	
400 U STATES		51120		679275	
		107662		1093650	
CANADIAN GOODS RETURNED					9195
100 U KINGDOM		40289		959870	
205 RHOD NYAS				500	
207 UN SO AFR				12331	
215 INDIA				1752	
216 PAKISTAN				28339	
217 CEYLON				975	
218 MALAYA				1800	
220 BERMUOA		4743		183258	
221 B GUIANA		950		25426	
223 BARBADOS		50		4087	
224 JAMAICA		891		16477	
225 TRINIDAD		50		9070	
227 BAHAMAS				5670	
231 HONG KONG		2498		6554	
234 AUSTRALIA				14217	
236 NEW ZEAL		200		5424	
306 BELGIUM		1143		6210	
309 BRAZIL				4000	
314 COLOMBIA				12960	
315 C RICA				680	
316 CUBA				9983	
318 DENMARK		300		400	
320 DOM REP				400	
322 EGYPT				2146	
327 FRANCE		4283		108125	
328 FR AFRICA				280	
334 ST PIERRE				1701	
335 GERMANY W		750		15147	

Articles and Countries from which Imported	MONTH OF NOVEMBER 1954		ELEVEN MONTHS ENDED NOVEMBER 1954		Class Number
	Quantities	Values (\$)	Quantities	Values (\$)	
336 GREECE				2955	
337 GUATEMALA				3500	
341 ICELAND				52583	
342 IRAN				400	
344 ITALY		700		7678	
347 JAPAN		421		261247	
348 KOREA		450		21764	
352 MEXICO		4000		22608	
353 MOROCCO				2000	
354 NETHRLNDS		4442		22201	
360 ISRAEL				465	
361 PANAMA				351	
363 PERU				1125	
375 SWEDEN				13859	
376 SWITZRLND				25239	
381 ALASKA				8142	
383 HAWAII				3242	
384 P RICO				265	
387 VENEZUELA				1784	
389 IRELAND				8323	
394 PORT E AF				896	
400 U STATES		728290		6668896	
		794450		8567307	
ARMS ETC BRITISH OR NATO CTYS					9196
100 U KINGDOM		60004		3842251	
305 AUSTRIA				200	
306 BELGIUM				91261	
316 CUBA		1141		5685	
318 DENMARK		2129		41618	
319 GREENLAND				550	
327 FRANCE		1023		42147	
334 ST PIERRE				841	
335 GERMANY W		7313		148489	
341 ICELAND				1300	
344 ITALY		433		7215	
347 JAPAN				1289	
352 MEXICO				50	
353 MOROCCO				13020	
354 NETHRLNDS		2175		22437	
359 NORWAY				1510	
366 PORTUGAL				1311	
371 THAILAND				4770	
372 SPAIN				2339	
375 SWEDEN				3871	
376 SWITZRLND		2376		35675	
379 TURKEY				1247	
381 ALASKA		227600		2728305	
400 U STATES		1808335		15808072	
		1884929		22805453	
EXWAREHOUSED SHIPS STORES NOP					9197
100 U KINGDOM		4379		23277	
221 B GUIANA		311		1322	
223 BARBADOS		108		561	
327 FRANCE		412		4098	
359 NORWAY		893		1140	
375 SWEDEN				1000	
384 P RICO				150	
400 U STATES		18325		140446	
		24428		171994	
ARTICLES EXWHOUSE FOR EXCISE					9198
BATTERY JARS GLASS OR RUBBER					9199
100 U KINGDOM		5535		11181	
335 GERMANY W		2454		7506	
400 U STATES		72152		891780	
		80141		910467	
ARTICLES FOR BINDER TWINE MFR					9200
400 U STATES				848	
				848	
CASUAL DONATIONS					9201
100 U KINGDOM				416	
217 CEYLON		178		178	
218 MALAYA				100	
220 BERMUDA				6173	
231 HONG KONG				75	
327 FRANCE				300	
335 GERMANY W				57	
347 JAPAN				99	
354 NETHRLNDS		679		679	
359 NORWAY		492		492	
400 U STATES		3988		116054	
		5337		124623	
CORSET CLASPS STEELS WIRES					9202
100 U KINGDOM				4335	
400 U STATES		1149		9820	
		1149		14155	
FEATHERS FLOWERS ART FOR HAIS					9204
100 U KINGDOM				1235	
317 CZECHOS		7589		31532	
327 FRANCE		8456		51908	
335 GERMANY W		5848		22891	
344 ITALY		2209		3485	
347 JAPAN		14196		123980	
372 SPAIN				180	
376 SWITZRLND		205		9478	
390 GERMANY E		7388		46453	

IMPORTS INTO CANADA FOR CONSUMPTION

Articles and Countries from which Imported	MONTH OF NOVEMBER 1954		ELEVEN MONTHS ENDED NOVEMBER 1954		Class Number
	Quantities	Values (\$)	Quantities	Values (\$)	
400 U STATES		15162		142138	
LIFEBOATS LIFESAVING APPARATUS		61053		433280	9205
400 U STATES				5953	
INTERNATIONAL BRIDGE MATERIAL				5953	9206
MINERS RESCUE APPLIANCES					9207
100 U KINGDOM		219		11242	
335 GERMANY W		496		8016	
354 NETHRLNDS				266	
375 SWEDEN				534	
361 ALASKA				129	
400 U STATES		122935		1324695	
		123650		1344882	
MATERIALS FOR TEXTILE PRINTING					9208
100 U KINGDOM		1027		21655	
400 U STATES		10324		115910	
		11351		137565	
SALTS OF THORIUM UK CERIUM					9209
400 U STATES		5435		21419	
		5435		21419	
SPURS AND STILTS					9210
100 U KINGDOM				205	
400 U STATES		980		10339	
		980		10544	
VACCINE AND PLASMA CONTAINERS					9212
335 GERMANY W		495		495	
400 U STATES		11284		125684	
		11779		126179	
GOODS FREE BY ORDER IN COUNCIL					9213
100 U KINGDOM		9163		689432	
318 DENMARK				2162	
327 FRANCE				23772	
335 GERMANY W				128666	
354 NETHRLNDS		171		5495	
371 THAILAND				500	
381 ALASKA		235654		552279	
400 U STATES		8981901		16978399	
		9226889		18264905	
ARTICLES FOR MFR TOBACCO PIPES					9214
327 FRANCE				237	
328 FR AFRICA				611	
400 U STATES		2379		9304	
		2379		10152	
SAFETY GLASS SHEET ADHESIVES					9215
400 U STATES		99034		577898	
		99034		577898	
TOURIST PURCHASES DUTY FREE					9228
100 U KINGDOM		116146		1451045	
205 RHOD NYAS				590	
207 UN SO AFR		90		1323	
211 NIGERIA				99	
215 INDIA		209		1651	
216 PAKISTAN				344	
217 CEYLON				175	
220 BERMUDA		5623		137894	
221 B GUIANA		44		603	
223 BARBADOS		35		10766	
224 JAMAICA		1957		36112	
225 TRINIDAD				673	
227 BAHAMAS				16603	
231 HONG KONG		125		1233	
234 AUSTRALIA		155		26800	
236 NEW ZEAL		15		1223	
303 ARABIA				149	
304 ARGENTINA				670	
305 AUSTRIA		332		3815	
306 BELGIUM		641		5059	
309 BRAZIL		173		2252	
312 CHILE				29	
313 CHINA				2098	
314 COLOMBIA		50		912	
315 C RICA				84	
316 CUBA				3263	
318 DENMARK		313		3910	
319 GREENLAND		2161		11005	
322 EGYPT				125	
326 FINLAND		26		543	
327 FRANCE		11347		141328	
328 FR AFRICA				77	
329 FR E IND				48	
334 ST PIERRE		6669		14009	
335 GERMANY W		8846		69871	
336 GREECE		188		1425	
337 GUATEMALA				75	
338 HAITI				416	
341 ICELAND				2107	
344 ITALY		1715		42104	
345 LIBYA				72	
347 JAPAN		22524		133423	
348 KOREA		408		145914	
352 MEXICO		4638		47150	
353 MOROCCO				361	
354 NETHRLNDS		924		21698	
357 NETH ANT				1205	

Articles and Countries from which Imported	MONTH OF NOVEMBER 1954		ELEVEN MONTHS ENDED NOVEMBER 1954		Class Number
	Quantities	Values (\$)	Quantities	Values (\$)	
359 NORWAY		475		3803	
360 ISHALL		219		1486	
361 PANAMA		135		965	
363 PERU		143		1942	
364 PHIL				91	
365 POLAND				210	
366 PORTUGAL				177	
367 AZORES		534		3041	
372 SPAIN		179		3057	
375 SWEDEN		588		3737	
376 SWITZRLND		358		16549	
379 TURKEY				130	
380 USSR				615	
381 ALASKA				1182	
382 VIRGIN IS				44	
383 HAWAII		3803		51197	
384 P HICO		321		321	
387 VENEZUELA				1621	
388 YUGO SLAV		66		284	
389 IRELAND		247		7439	
392 SYRIA				85	
400 U STATES		5121650		61759250	
		5314072		64199557	
CARTRIDGES SHOT GUN SHELLS					9237
100 U KINGDOM				1290	
400 U STATES		913		8824	
		913		10114	
DEXTRUSE SOLUTIONS THERAPEUTIC					9238
400 U STATES		25053		217258	
		25053		217258	
METALLIC CARTRIDGES AMMUNITION					9239
100 U KINGDOM				18417	
318 DENMARK		3896		6418	
335 GERMANY W		510		1153	
400 U STATES		8990		65130	
		13396		91118	
BLACKBOARDS OF SLATE OR PAPER					9240
335 GERMANY W				1701	
344 ITALY		1005		11072	
400 U STATES		49008		338672	
		50013		351445	
PRESENTATIONS FOR LIFE SAVING					9241
400 U STATES				161	
				161	
BIOLOGICAL PRODUCTS N O P					9242
100 U KINGDOM				18921	
224 JAMAICA				3002	
234 AUSTRALIA				3567	
318 DENMARK				927	
327 FRANCE				2516	
335 GERMANY W				230	
376 SWITZRLNO		1359		2268	
400 U STATES		97483		1036509	
		98842		1067940	
BASKETS OF ALL KINDS N O P					9243
100 U KINGDOM		6258		11651	
215 INDIA		104		208	
224 JAMAICA				85	
231 HONG KONG		1795		24976	
306 BELGIUM		2027		21543	
313 CHINA				108	
317 CZECHO S		7531		13531	
318 DENMARK				473	
327 FRANCE				2295	
335 GERMANY W		3676		17385	
340 HUNGARY				3114	
344 ITALY		862		12516	
347 JAPAN		2172		30336	
352 MEXICO				2746	
354 NETHRLNDS		158		158	
365 POLAND		4982		38185	
366 PORTUGAL		676		10075	
367 AZORES		349		15760	
376 SWITZRLND		178		178	
388 YUGO SLAV		152		2689	
390 GERMANY E				63	
400 U STATES		26516		136466	
		57436		344541	
COMMUNION SETS CHURCH ARTICLES					9244
100 U KINGDOM		639		16579	
215 INDIA				445	
231 HONG KONG		1895		9192	
305 AUSTRIA		1095		1370	
306 BELGIUM				6447	
317 CZECHO S		7284		56200	
327 FRANCE		17932		214317	
335 GERMANY W		2544		40657	
344 ITALY		33765		346592	
347 JAPAN		11352		98886	
352 MEXICO		186		186	
354 NETHRLNDS		253		2747	
360 ISRAEL		757		1753	
366 PORTUGAL				1013	
372 SPAIN		546		2081	
375 SWEDEN				81	
389 IRELAND				256	

IMPORTS INTO CANADA FOR CONSUMPTION

Articles and Countries from which Imported	MONTH OF NOVEMBER 1954		ELEVEN MONTHS ENDED NOVEMBER 1954		Class Number
	Quantities	Values (\$)	Quantities	Values (\$)	
390 GERMANY E		181		503	
400 U STATES		58155		530560	
CARTRIDGE CASES GUN WADS CAPS		136584		1329865	
100 U KINGDOM				36377	9246
400 U STATES		3712		56678	
CARTRIDGES AMMUNITION N O P		3712		92055	
100 U KINGDOM		54817		2240355	9247
306 BELGIUM				38798	
327 FRANCE				831	
335 GERMANY W				819	
359 NORWAY				3624	
375 SWEDEN		378		378	
376 SWITZRLND				17646	
400 U STATES		525880		5136538	
DAMAGED GOODS N O P		581075		7438989	9248
ELECTRICAL ENERGY	KWH				9249
400 U STATES	3580897	26533	234558752	1172297	
EXPRESS PARCELS	3580897	26533	234558752	1172297	9250
100 U KINGDOM		25167		298746	
207 UN SO AFR		46		90	
210 G COAST		10		10	
215 INDIA		257		1268	
216 PAKISTAN				200	
218 MALAYA				107	
220 BERMUDA				77	
221 B GUIANA		699		933	
223 BAMBADOUS				199	
224 JAMAICA		242		675	
225 TRINIDAD		8		147	
227 BAHAMAS				58	
231 HONG KONG		7838		33289	
232 MALTA				28	
234 AUSTRALIA		119		1137	
236 NEW ZEAL				37	
305 AUSTRIA		259		2694	
306 BELGIUM		569		3491	
309 BRAZIL				25	
312 CHILE				56	
316 CUBA		121		315	
317 CZECHO S		87		1095	
318 DENMARK		294		2300	
322 EGYPT				50	
326 FINLAND		20		103	
327 FRANCE		3866		24762	
328 FR AFRICA				17	
334 ST PIERRE				166	
335 GERMANY W		6811		47937	
336 GREECE				223	
337 GUATEMALA				84	
340 HUNGARY				57	
343 IRAQ				43	
344 ITALY		1089		11613	
347 JAPAN		2717		14255	
352 MEXICO		15		1576	
353 MOROCCO		79		159	
354 NETHRLNDS		1757		14574	
355 INDONESIA				4	
359 NORWAY		289		1204	
360 ISRAEL				15	
366 PORTUGAL		157		981	
367 AZORES				86	
371 THAILAND		77		108	
372 SPAIN		104		1580	
375 SWEDEN		774		5646	
376 SWITZRLND		859		7286	
380 USSR		35		65	
381 ALASKA		1520		2491	
383 HAWAII		5		41	
384 P HICO		11		119	
389 IRELAND		23		222	
390 GERMANY E		39		382	
400 U STATES		2100434		21652381	
ICE		2156397		22135207	9251
334 ST PIERRE				1002	
400 U STATES		25		8596	
INCUBATORS BROODERS AND PARTS	NU			9598	
400 U STATES	621	31208	22638	606004	9252
IRON SAND PRESSURE BLASTING	621	31208	22638	606004	
100 U KINGDOM		9885		54094	9253
400 U STATES		41338		449431	
ALABASTER SPAR AMBER ORNAMENTS		51223		503525	
100 U KINGDOM		3774		95637	9255
217 CEYLON				243	
231 HONG KONG		1785		3068	
305 AUSTRIA		119		1485	
306 BELGIUM				1638	
317 CZECHO S		84		84	

IMPORTS INTO CANADA FOR CONSUMPTION


Articles and Countries from which Imported	MONTH OF NOVEMBER 1954		ELEVEN MONTHS ENDED NOVEMBER 1954		Class Number
	Quantities	Values (\$)	Quantities	Values (\$)	
318 DENMARK		725		1237	
327 FRANCE		5809		15508	
335 GERMANY W		14629		115709	
344 ITALY		1603		19428	
347 JAPAN		25315		160723	
352 MEXICO				195	
354 NETHRLNDS		123		434	
365 POLAND				69683	
376 SWITZRLND		90		3040	
390 GERMANY E		19809		104059	
400 U STATES		45670		225391	
		119535		817562	
MACHINE CARD CLOTHING					9256
100 U KINGDOM		12696		74276	
400 U STATES		15062		81877	
		27758		156153	
PENCILS LEAD NON PROPELLING	GROSS				9257
100 U KINGDOM	191	898	3478	9079	
305 AUSTRIA			360	488	
317 CZECHO S			4071	5119	
327 FRANCE			22	291	
335 GERMANY W	94	612	10317	41104	
347 JAPAN	600	444	6825	5102	
360 ISRAEL			100	312	
400 U STATES	3102	7430	21360	63800	
	3987	9384	46533	125295	
PENCILS LEAD N O P					9258
100 U KINGDOM		221		2187	
327 FRANCE				274	
335 GERMANY W		628		8672	
347 JAPAN		61		3022	
376 SWITZRLND				277	
400 U STATES		26439		185803	
		27349		200235	
PENS FOUNTAIN					9259
100 U KINGDOM		54		8491	
317 CZECHO S				106	
318 DENMARK				400	
327 FRANCE				2680	
335 GERMANY W		3936		25208	
344 ITALY				983	
347 JAPAN		15548		21810	
375 SWEDEN				323	
376 SWITZRLND				912	
384 P RICO				40140	
400 U STATES		65142		763535	
		84680		864588	
PENS N U P PENHOLDERS RULERS					9260
100 U KINGDOM		1616		22048	
231 HONG KONG				202	
335 GERMANY W		732		13184	
344 ITALY		548		548	
400 U STATES		22560		404015	
		25456		439997	
POST OFFICE PARCELS					9261
100 U KINGDOM		24417		299502	
207 UN SO AFR		30		391	
215 INDIA		100		1330	
216 PAKISTAN		54		316	
217 CEYLON				226	
218 MALAYA				457	
220 BERMUDA		20		152	
221 B GUIANA				216	
223 BARBADOS				34	
224 JAMAICA				631	
225 TRINIDAD				277	
227 BAHAMAS				112	
231 HONG KONG		3228		12448	
232 MALTA				323	
234 AUSTRALIA		180		6134	
236 NEW ZEAL				423	
305 AUSTRIA		28		1570	
306 BELGIUM		287		2924	
313 CHINA		118		118	
314 COLOMBIA				5	
316 CUBA				54	
317 CZECHO S		87		760	
318 DENMARK		278		2201	
326 FINLAND				89	
327 FRANCE		1109		13414	
328 FR AFRICA				31	
329 FR E IND				84	
335 GERMANY W		3160		24308	
336 GREECE				275	
337 GUATEMALA				29	
338 HAITI				103	
344 ITALY		638		5812	
347 JAPAN		916		10735	
348 KOREA				116	
349 LATVIA				100	
352 MEXICO				1118	
353 MOROCCO		54		157	
354 NETHRLNDS		603		6132	
357 NETH ANT				72	
359 NORWAY		118		1071	
360 ISRAEL				110	

Articles and Countries from which Imported	MONTH OF NOVEMBER 1954		ELEVEN MONTHS ENDED NOVEMBER 1954		Class Number
	Quantities	Values (\$)	Quantities	Values (\$)	
363 PERU				176	
365 POLAND				246	
366 PORTUGAL				254	
367 AZORES				407	
372 SPAIN				1133	
375 SWEDEN		224		3837	
376 SWITZRLND		522		5486	
380 USSR				818	
381 ALASKA		506		2483	
383 HAWAII				220	
384 P HICO				46	
387 VENEZUELA				15	
389 IRELAND		53		317	
390 GERMANY E				785	
400 U STATES		1553856		14541604	
		1590586		14952187	
PRECIOUS STONES NOT MOUNTED					9262
100 U KINGDOM		10881		78434	
215 INDIA		5251		11956	
217 CEYLON				2538	
231 HONG KONG		975		3979	
234 AUSTRALIA				1474	
305 AUSTRIA		29846		339392	
306 BELGIUM				2078	
309 BRAZIL		113		455	
314 COLOMBIA		563		1221	
317 CZECHO S		19482		209199	
327 FRANCE		3195		51071	
335 GERMANY W		9908		109618	
344 ITALY		157		1565	
347 JAPAN		17302		207081	
352 MEXICO		1684		15508	
354 NETHRLNDS				925	
371 THAILAND		1301		10163	
372 SPAIN				1077	
376 SWITZRLND		1746		13431	
390 GERMANY E				463	
400 U STATES		43499		486088	
		145903		1547716	
PULLEYS BELT POWER TRANS NOP					9263
100 U KINGDOM		1446		27333	
335 GERMANY W		104		3675	
375 SWEDEN				173	
400 U STATES		41018		609464	
		42568		640645	
SETTLERS EFFECTS					9264
100 U KINGDOM		286898		4003852	
202 ADEN				5776	
203 B E AFR		1000		13135	
205 RHOD NYAS		1235		19327	
207 UN SO AFR		3190		103920	
208 BSA OTHER				2610	
210 G COAST				4300	
211 NIGERIA				3465	
213 BWA OTHER				500	
215 INDIA		2500		34805	
216 PAKISTAN				4793	
217 CEYLON				60	
218 MALAYA				27945	
220 BERMUDA		1930		27809	
221 B GUIANA		100		22819	
223 BARBADOS		350		18960	
224 JAMAICA		1840		32181	
225 TRINIDAD		5945		26468	
227 BAHAMAS		450		4320	
228 LEEW WIND				2551	
229 FALKLAND		1000		1000	
231 HONG KDNG		5400		106779	
232 MALTA		1500		19215	
234 AUSTRALIA		19669		106979	
236 NEW ZEAL		2460		34838	
303 ARABIA				8054	
304 ARGENTINA		900		20050	
305 AUSTRIA		14535		293270	
306 BELGIUM		15675		158913	
309 BRAZIL				65945	
312 CHILE				11750	
313 CHINA				16240	
314 COLOMBIA				20400	
316 CUBA				4410	
317 CZECHO S		520		3545	
318 DENMARK		14259		130062	
320 DOM REP				1385	
321 ECUADOR				1575	
322 EGYPT				11302	
323 EL SALVD		1250		1850	
324 ESTONIA				4590	
326 FINLAND		2450		27295	
327 FRANCE		40943		394940	
328 FR AFRICA				5355	
329 FR E IND				250	
331 FR OCEANA				3000	
332 FR W IND				435	
334 ST PIERRE				525	
335 GERMANY W		171245		3598067	
336 GREECE		3150		15745	

Articles and Countries from which Imported	MONTH OF NOVEMBER 1954		ELEVEN MONTHS ENDED NOVEMBER 1954		Class Number
	Quantities	Values (\$)	Quantities	Values (\$)	
337 GUATEMALA				2000	
338 HAITI				500	
339 HONDURAS				3800	
340 HUNGARY				7275	
341 ICELAND				1295	
342 IRAN				90	
343 IRAQ				10435	
344 ITALY		10465		145969	
347 JAPAN		3050		27380	
348 KOREA				240	
349 LATVIA				4435	
351 LITHUANIA				1625	
352 MEXICO				36674	
353 MOROCCO		1000		5900	
354 NETHRLNDS		112724		3859931	
355 INDONESIA		497		3452	
356 SURINAM				1800	
357 NETH ANT		2500		30780	
358 NICARAGUA				350	
359 NORWAY		3910		79697	
360 ISRAEL		6300		35230	
361 PANAMA				2083	
363 PERU				11000	
364 PHIL				2750	
365 POLAND				24417	
366 PORTUGAL				1000	
367 AZORES				500	
370 ROUMANIA				1970	
371 THAILAND				5000	
372 SPAIN				7160	
375 SWEDEN		7949		176595	
376 SWITZRLND		26932		256950	
379 TURKEY				3150	
380 USSR				6800	
381 ALASKA		8076		45920	
383 HAWAII				2975	
386 URUGUAY				2000	
387 VENEZUELA		8877		77870	
388 YUGO SLAV		100		3082	
389 IRELAND		930		17210	
392 SYRIA				740	
395 PORT W AF		3315		8315	
400 U STATES		1368765		13731528	
		2165784		28075233	
SHOW CASES AND METAL PARTS					
100 U KINGDOM				1833	9265
335 GERMANY W		4729		15991	
400 U STATES		22816		192650	
		27545		210474	
SIGNS LETTERS OTHER THAN PAPER					
100 U KINGDOM		4364		42697	9266
327 FRANCE		1293		1472	
335 GERMANY W		58		665	
354 NETHRLNDS		157		157	
375 SWEDEN				215	
376 SWITZRLND				1959	
381 ALASKA				140	
400 U STATES		39939		494113	
		45811		541418	
MEASURING RULES AND TAPES					
100 U KINGDOM		3075		73962	9267
318 DENMARK				103	
327 FRANCE				70	
335 GERMANY W		4998		46880	
347 JAPAN				948	
354 NETHRLNDS		1856		8450	
376 SWITZRLND				343	
400 U STATES		60483		436239	
		70412		566995	
WASTE AND JUNK N U P					
	CWT				
100 U KINGDOM		476		2734	9269
400 U STATES		9602		115974	
		10078		118708	
		5724		61413	
WAX VEGETABLE AND MINERAL NOP					
	LB				
100 U KINGDOM				5471	9270
223 BARBADOS				2240	
309 BRAZIL				1568	
335 GERMANY W	129634	100305	1518230	1330064	
352 MEXICO	5000	1909	62149	30720	
390 GERMANY E	5484	4604	52815	37197	
400 U STATES	82899	6867	195570	20836	
	48251	29696	531909	347468	
	271268	143381	2368384	1770329	
WAX AND MANUFACTURES N O P					
100 U KINGDOM				6944	9271
335 GERMANY W		2760		5002	
400 U STATES		20093		312346	
		22853		324292	
WHIPS AND PARTS					
100 U KINGDOM		401		2586	9272
234 AUSTRALIA				536	
400 U STATES		430		4207	
		831		7329	
WINDOW CORNICES CORNICE POLES					
100 U KINGDOM				72	9273
400 U STATES				499	
				571	

IMPORTS INTO CANADA FOR CONSUMPTION

Articles and Countries from which Imported	MONTH OF NOVEMBER 1954		ELEVEN MONTHS ENDED NOVEMBER 1954		Class Number
	Quantities	Values (\$)	Quantities	Values (\$)	
UNENUMERATED ARTICLES 400 U STATES				7072	9274
				7072	



Value, Price and Volume Indexes of Imports for Consumption

The following table gives index numbers of the declared (statistical) value of imports for consumption by months, and of the unit value (price) and volume of these imports. The value index expresses the value of imports in a given month as a percentage of the monthly average in the base year. The price index is of the fixed-weight aggregative (Laspeyre) type, and combines unit values calculated from the monthly import statistics with specified wholesale or other price quotations. These latter quotations are used where inadequate quantity reporting or insufficiently homogeneous items in the trade statistics prevent the obtaining of sufficiently representative unit value series. The volume index is derived by dividing the value index by the corresponding price index, and is, therefore, of the currently-weighted (Paasche) type. These indexes are computed with 1948 as an interim reference base pending conversion to the Bureau's official post-war reference base (1949).

In computing the price index certain adjustments were made to the regular grouping of commodities used in the trade statistics, and all three indexes are presented on the basis of these adjusted groups. The chief adjustments are as follows: the two groups "agricultural and vegetable products" and "animals and animal products" have been combined into one group now titled "agricultural and animal products"; the sub-group "rubber and its products" (1680-1730) and the item "advertising matter" (4291) have been transferred to the "miscellaneous products" group; the item "arms, etc., British or N.A.T.O. countries" (9196) has been deducted from the "miscellaneous products" total and the grand total; three "ships" items (9155-57) have been transferred to the "iron and steel and their products" group; and a few other adjustments designed to improve group classification by component material have been made.

These indexes are currently computed from the original data for months, quarters and calendar years. Approximate indexes for other periods may be obtained by averaging the monthly values. Although such indexes will be less accurate than would result from a separate computation based on the original data, the margin of error is insufficient to necessitate a lengthy separate computation.

A complete record of these series by months for the post-war period is published in issues of Volume I of the annual report "Trade of Canada". Some additional commodity information appears in issues of the "Review of Foreign Trade". Details of the computation of the price indexes are given in D.B.S. Reference Paper, No. 8, 1950, titled "Export and Import Price Indexes by Months, July, 1945 - June, 1950 (1948 = 100)".

MONTHLY INDEX NUMBERS OF DECLARED VALUES, PRICES AND PHYSICAL VOLUME OF IMPORTS FOR CONSUMPTION, BY GROUPS


Interim base, 1948 = 100

Month	Total			Agricultural and Animal Products			Fibres and Textiles			Wood Products and Paper			
	1952	1953	1954	1952	1953	1954	1952	1953	1954	1952	1953	1954	
INDEX OF DECLARED VALUES													
1	January	139.6	147.5	127.2	121.8	104.4	107.1	110.8	130.5	84.2	190.0	185.3	196.4
2	February	128.0	140.5	132.8	117.0	103.4	110.2	102.1	124.0	89.5	169.9	192.1	214.4
3	March	148.0	163.4	160.3	113.9	122.1	130.5	103.0	127.8	108.4	178.7	220.5	248.7
4	April	147.2	177.9	157.8	122.4	132.1	146.9	103.6	129.0	95.5	167.2	234.1	213.8
5	May	174.7	190.5	163.4	153.8	147.3	155.4	100.2	122.1	93.0	177.8	237.6	214.2
6	June	147.0	184.2	188.8	125.3	133.4	170.7	81.1	104.8	105.0	142.1	204.2	251.3
7	July	155.9	182.6	154.8	140.4	135.3	136.4	89.6	107.9	86.0	171.7	214.7	206.4
8	August	137.5	156.2	151.6	109.5	115.1	138.5	86.5	99.1	99.6	173.5	204.1	230.0
9	September	158.3	165.8	145.4	130.0	130.0	137.5	99.4	93.9	85.6	200.7	234.9	228.9
10	October	170.8	161.6	150.8	141.5	141.0	153.4	116.8	94.8	87.9	226.3	253.2	228.8
11	November	164.4	159.5	168.6	148.1	146.3	182.3	124.3	102.9	103.9	203.2	225.9	245.1
12	December	155.8	153.1		132.4	156.1		112.7	88.2		200.3	220.3	
AI	Annual Index	152.3	165.2		129.7	130.5		102.5	110.4		183.4	218.9	
INDEX OF PRICES													
1	January	119.9	108.4	109.4	118.7	98.1	96.8	136.1	102.2	101.1	116.0	115.1	118.0
2	February	117.3	108.1	109.1	112.2	97.9	97.9	129.8	99.7	102.7	114.7	116.8	117.2
3	March	114.9	109.0	109.0	108.0	97.5	100.9	121.8	100.9	100.7	115.1	117.1	117.2
4	April	112.9	109.0	110.1	106.4	98.7	105.4	116.7	99.4	99.3	117.1	116.5	118.1
5	May	110.7	109.3	110.3	102.6	97.3	107.7	108.9	99.5	99.5	116.8	117.3	118.2
6	June	109.4	109.9	110.5	100.4	98.8	110.2	105.0	100.5	99.8	116.4	116.8	117.8
7	July	107.9	109.8	110.7	100.1	98.5	112.8	101.2	101.2	100.0	115.1	117.7	117.5
8	August	106.6	110.2	110.2	102.2	98.1	113.0	98.9	101.0	99.7	114.7	117.6	117.4
9	September	106.7	111.0	109.8	100.4	97.6	110.1	100.3	103.2	98.9	114.6	117.8	117.2
10	October	107.7	110.7	109.3	100.6	97.3	108.0	101.5	101.9	97.9	114.6	117.5	117.2
11	November	108.0	110.1	109.1	98.9	97.3	103.9	99.3	102.2	98.4	114.9	117.9	117.2
12	December	108.4	110.2		100.0	98.9		101.9	103.1		114.7	117.3	
AI	Annual Index	110.4	109.4		102.3	97.4		108.5	100.4		115.3	117.1	
INDEX OF PHYSICAL VOLUME													
1	January	116.4	136.1	116.3	102.6	106.4	110.6	81.4	127.7	83.3	163.8	161.0	166.4
2	February	109.1	130.0	121.7	104.3	105.6	112.6	78.7	124.4	87.1	148.1	164.5	182.9
3	March	128.8	149.9	147.1	105.5	125.2	129.3	84.6	126.7	107.6	155.3	188.3	212.2
4	April	130.4	163.2	143.3	115.0	133.8	139.4	88.8	129.8	96.2	142.8	200.9	181.0
5	May	157.8	174.3	148.1	149.9	151.4	144.3	92.0	122.7	93.5	152.2	202.6	181.2
6	June	134.4	167.6	170.9	124.8	135.0	154.9	77.2	104.3	105.2	122.1	174.8	213.3
7	July	144.5	166.3	139.8	140.3	137.4	120.9	88.5	106.6	86.0	149.2	182.4	175.7
8	August	129.0	141.7	137.6	107.1	117.3	122.6	87.5	98.1	99.9	151.3	173.6	195.9
9	September	148.4	149.4	132.4	129.5	133.2	124.9	99.1	91.0	86.6	175.1	199.4	195.3
10	October	158.6	146.0	138.0	140.7	144.9	142.0	115.1	93.0	89.8	197.5	215.5	195.2
11	November	152.2	144.9	154.5	149.7	150.4	175.5	125.2	100.7	105.6	176.8	191.6	209.1
12	December	143.7	138.9		132.4	157.8		110.6	85.5		174.6	187.8	
AI	Annual Index	138.0	151.0		126.8	134.0		94.5	110.0		159.1	186.9	

MONTHLY INDEX NUMBERS OF DECLARED VALUES, PRICES AND PHYSICAL VOLUME OF IMPORTS FOR CONSUMPTION, BY GROUPS

Interim base, 1948 = 100

Iron and Steel and their Products			Non-Ferrous Metals and their Products			Non-Metallic Minerals and their Products			Chemicals and Fertilizers			Miscellaneous Products			
1952	1953	1954	1952	1953	1954	1952	1953	1954	1952	1953	1954	1952	1953	1954	
INDEX OF DECLARED VALUES															
165.1	175.3	144.8	166.3	205.3	202.8	95.5	90.4	86.3	147.0	171.5	149.4	243.8	294.9	227.3	1
153.9	170.2	158.5	158.8	176.5	192.5	81.1	86.4	78.0	141.8	159.4	157.6	211.0	268.0	263.9	2
196.2	209.3	198.1	181.4	223.2	221.5	87.2	89.6	83.9	158.9	182.8	194.0	283.4	313.4	344.0	3
190.5	229.0	198.0	166.7	240.6	213.9	85.1	90.8	81.3	152.3	200.3	181.7	310.6	394.3	330.8	4
229.5	239.9	199.7	196.0	263.2	212.2	117.5	111.5	90.7	170.7	206.8	191.1	332.3	421.2	361.0	5
184.3	243.1	223.1	182.0	240.8	247.2	98.4	118.8	122.3	141.7	196.2	221.4	335.2	388.5	410.9	6
171.9	228.4	173.9	196.6	257.8	223.5	123.7	127.4	107.2	150.1	192.3	179.0	359.2	371.3	347.1	7
150.4	174.0	148.0	176.8	226.1	228.9	106.4	118.2	102.0	141.9	171.6	182.3	333.0	357.6	391.7	8
176.9	175.1	135.6	207.1	272.2	257.5	127.9	123.3	104.3	160.7	203.5	186.0	328.2	384.6	339.6	9
186.7	160.5	133.2	240.1	276.9	285.5	123.7	121.7	106.5	181.3	190.9	201.5	381.0	357.0	347.6	10
170.9	158.5	151.2	241.0	268.0	281.6	117.7	119.5	117.9	177.3	187.3	210.5	351.9	331.3	397.1	11
171.6	166.7		221.0	235.2		106.4	104.4		164.4	171.0		344.5	292.9		12
179.0	194.2		194.5	240.5		105.9	108.5		157.3	186.2		317.9	347.9		AI
INDEX OF PRICES															
119.4	117.0	120.7	122.8	119.9	118.3	106.8	102.8	106.3	113.7	107.3	108.9	145.0	113.1	102.7	1
118.9	117.9	119.8	122.4	120.8	117.6	105.6	101.1	105.0	113.3	107.7	108.6	141.0	114.7	101.8	2
118.7	118.7	120.2	122.1	120.6	118.3	104.1	102.9	103.6	110.8	108.7	110.5	138.0	116.6	102.5	3
117.7	119.1	121.5	120.9	119.9	119.1	102.9	103.3	104.7	108.6	109.2	109.6	129.6	114.0	102.3	4
118.0	120.3	121.4	120.9	121.7	119.9	101.5	103.3	102.7	108.8	108.9	109.7	124.1	113.7	103.3	5
117.5	120.6	120.8	120.5	121.3	120.4	100.7	104.6	102.2	108.0	110.8	108.0	123.9	111.8	104.2	6
116.8	121.0	120.2	119.9	118.8	120.5	99.0	104.3	101.7	108.1	109.5	107.9	117.8	111.5	104.8	7
114.9	121.2	119.7	118.3	119.3	119.7	97.9	106.2	100.9	106.5	109.8	106.3	112.6	110.3	105.4	8
114.8	121.9	120.0	117.3	118.6	119.6	99.4	108.0	100.3	105.7	110.7	106.8	112.1	109.1	107.3	9
116.3	121.8	120.1	119.3	118.4	119.8	100.7	108.0	100.2r	106.9	110.0	107.2	110.8	109.2	106.9	10
117.8	121.2	120.1	120.0	117.6	119.9	101.6	106.9	101.8	108.3	110.0	107.1	111.0	106.5	107.3	11
116.8	120.6		119.3	117.9		103.1	107.4		107.1	109.5		110.7	103.8		12
117.3	120.1		120.5	119.7		101.7	104.8		109.0	109.4		123.5	111.0		AI
INDEX OF PHYSICAL VOLUME															
138.3	149.8	120.0	135.4	171.2	171.4	89.4	87.9	81.2	129.3	159.8	137.2	168.1	260.7	221.3	1
129.4	144.4	132.3	129.7	146.1	163.7	76.8	85.5	74.3	125.2	148.0	145.1	149.6	233.7	259.2	2
165.3	176.3	164.8	148.6	185.1	187.2	83.8	87.1	81.0	143.4	168.2	175.6	205.4	268.8	335.6	3
161.9	192.3	163.0	137.9	200.7	179.6	82.7	87.9	77.7	140.2	183.4	165.8	239.7	345.9	323.4	4
194.5	199.4	164.5	162.1	216.3	177.0	115.8	107.9	88.3	156.9	189.9	174.2	267.8	370.4	349.5	5
156.9	201.6	184.7	151.0	198.5	205.3	97.7	113.6	119.7	131.2	177.1	205.0	270.5	347.5	394.3	6
147.2	188.8	144.7	164.0	217.0	185.5	124.9	122.1	105.4	138.9	175.6	165.9	304.9	333.0	331.2	7
130.9	143.6	123.6	149.5	189.5	191.2	108.7	111.3	101.1	133.2	156.3	171.5	295.7	324.2	371.6	8
154.1	143.6	113.0	176.6	229.5	215.3	128.7	114.2	104.0	152.0	183.8	174.2	292.8	352.5	316.5	9
160.5	131.8	110.9	201.3	233.9	238.3r	122.8	112.7	106.3r	169.6	173.5	188.0	243.9	326.9	325.2	10
145.1	130.8	125.9	200.8	227.9	234.9	115.8	111.8	115.8	163.7	170.3	196.5	317.0	311.1	370.1	11
146.9	138.2		185.2	199.5		103.2	97.2		153.5	156.2		311.2	282.2		12
152.6	161.7		161.4	200.9		104.1	103.5		144.3	170.2		257.4	313.4		AI



IMPORTS INTO CANADA FOR CONSUMPTION

Changes affecting Previous Reports
 Cumulative Totals adjusted in December Report

1954
 Import
 List No.11

MONTH OF JULY, 1954

Class Number

4045 - Deduct from Alaska.....	28 M ft.	\$ 1,813
4057 - Add to Alaska.....	28 M ft.	\$ 1,813

MONTH OF AUGUST, 1954

Class Number

4045 - Deduct from Alaska.....	21 M ft.	\$ 1,791
4057 - Add to Alaska.....	21 M ft.	\$ 1,791
5682 - Deduct from United Kingdom.....	-	\$150,270
5650 - Add to United Kingdom.....	-	\$150,270

MONTH OF SEPTEMBER, 1954

Class Number

8157 - Deduct from United States.....	39,600 cwt.	\$ -
---------------------------------------	-------------	------

MONTH OF OCTOBER, 1954

Class Number

5576 - Deduct from United States.....	-	\$ 3,003
6144 - Add to United States.....	-	\$ 3,003

MONTH OF NOVEMBER, 1954

Class Number

125 - Deduct from United States.....	30,652 cwt.	\$ 1,867
122 - Add to United States.....	30,652 lb.	\$ 1,867

THE UNIVERSITY OF CHICAGO

PHYSICS DEPARTMENT

PHYSICS 551

PROBLEM SET 1

DATE: _____

NAME: _____

SECTION: _____

INSTRUCTOR: _____

TA: _____

PROFESSOR: _____

STUDENT ID: _____

PROFESSOR: _____

TA: _____

PROFESSOR: _____

TA: _____

PROFESSOR: _____

TA: _____

PROFESSOR: _____

TA: _____

PROFESSOR: _____

TA: _____

PROFESSOR: _____

TA: _____

PROFESSOR: _____

TA: _____

PROFESSOR: _____

TA: _____

PROFESSOR: _____

TA: _____

PROFESSOR: _____

TA: _____

PROFESSOR: _____

TA: _____

PROFESSOR: _____

TA: _____

PROFESSOR: _____

TA: _____

PROFESSOR: _____

TA: _____

PROFESSOR: _____

TA: _____

PROFESSOR: _____

TA: _____

PROFESSOR: _____

TA: _____

PROFESSOR: _____

TA: _____

PROFESSOR: _____

TA: _____

PROFESSOR: _____

TA: _____

DOMINION BUREAU OF STATISTICS
International Trade Division
External Trade Section

TRADE OF CANADA

IMPORTS

DECEMBER, 1954

AND

TWELVE MONTHS ENDED DECEMBER, 1954

Published by Authority of

The Right Honourable C. D. Howe, Minister of Trade and Commerce

TABLE OF CONTENTS

	Page
EXPLANATORY NOTES	2
KEY TO ABBREVIATIONS OF COUNTRIES	3
SUMMARY TABLES:	
Imports into Canada for Consumption, by Countries	4
Imports into Canada for Consumption, by Main Groups ...	6
DETAILED TABLES:	
Imports for Consumption, by Articles and Countries:	
Agricultural and Vegetable Products (except Chemicals Fibres and Wood):	Class Number
A - Mainly Food	1 to 390
B - Other than Food	1501 to 1846
Animals and Animal Products (except Chemicals and Fibres)	2012 to 2348
Fibres, Textiles and Textile Products	3001 to 3574
Wood, Wood Products and Paper.....	4002 to 4311
Iron and Its Products	5001 to 5733
Non-Ferrous Metals and Their Products (except Gold)	6001 to 6256
Non-Metallic Minerals and Their Products (except Chemicals).....	7001 to 7303
Chemicals and Allied Products	8001 to 8950
Miscellaneous Commodities	9000 to 9279

VALUE AND VOLUME at end of report

EXPLANATORY NOTES

1. In all the tables of imports in this Report, the quantities and values are based upon the declarations of importers (import entries), as subsequently checked by Customs officials.
2. Weight, where shown is the net weight of the goods, that is, it excludes the weight of the covers or receptacles, except in cases of certain goods, as provided in the Customs Tariff.
3. The expression "ton" means 2,000 pounds, and "cwt." 100 pounds, avoirdupois. Where other units of quantity are used, Imperial standards apply.
4. In this Report are trade items such as "Engines, gas, n.o.p., and parts", which show both quantities and values. In the item "Engines, gas, n.o.p., and parts", the quantity represents the number of complete gas engines only, while the value represents not only the value of the specified number of complete gas engines but also the value of all kinds of "Parts" of gas engines; therefore, in this item, and in similar items, the average value per unit cannot be ascertained.
5. "Imports" means "Imports entered for Consumption". "Entered for Consumption" does not imply that the goods have been actually consumed in Canada, but that they have passed into the custody of the importer and that duty has been paid on the dutiable portion.
6. For statistical purposes, the value of merchandise imported, as shown in this Report, is the value as determined for Customs duty purposes. In most cases, this would be the invoice value of the goods converted to Canadian dollars at authorized exchange ratios. The value does not include charges such as freight, insurance, handling, duties or taxes.
7. Imports into Canada are classified as received from the countries whence they were consigned to Canada. The countries of consignment are the countries from which the goods have come, without interruption of transit, except in the course of transshipment or transfer from one conveyance to another. The countries whence goods are consigned are not necessarily the countries of actual origin, since goods produced in one country may be purchased by a firm in another country and thence despatched, after a longer or shorter interval, to Canada. In such cases the second country would be the country of consignment to which the goods would be credited. An example is the case of tea grown in the Orient but purchased in the bonded market in London, England; Canadian statistics record such imports as coming from the United Kingdom.
8. The initials "N.O.P." mean "not otherwise provided for".
9. Some of the descriptions of articles used in this Report are abbreviated and incomplete due to lack of space and mechanical limitations. Full descriptions are shown in the annual printed report of the Trade of Canada.
10. Throughout this Report, figures are subject to revision.
11. The Foreign Trade of Newfoundland is included as from April 1, 1949.

KEY TO ABBREVIATIONS OF COUNTRIES

Note:— The classification of Countries with a statement of the territorial limits used for statistical purposes will be found in Volume I of the Annual Report of the Trade of Canada.

Aden	Aden	Iran	Iran
Afghan	Afghanistan	Iraq	Iraq
Alaska	Alaska	Ireland	Ireland
Albania	Albania	Israel	Israel
Virgin Is	American Virgin Islands	Ital Afr	Italian Africa
A E Sudan	Anglo-Egyptian Sudan	Italy	Italy
Arabia	Arabia	Jamaica	Jamaica
Argentina	Argentina	Japan	Japan
Australia	Australia	Jordan	Jordan
Austria	Austria	Korea	Korea
Azores	Azores and Madeira	Latvia	Latvia
Bahamas	Bahamas	Lebanon	Lebanon
Barbados	Barbados	Leew Wind	Leeward and Windward Islands
Bel Congo	Belgian Congo	Liberia	Liberia
Belgium	Belgium and Luxembourg	Libya	Libya
Bermuda	Bermuda	Lithuania	Lithuania
Bolivia	Bolivia	Madagascar	Madagascar
Brazil	Brazil	Malaya	Malaya and Singapore
B E Afr	British East Africa	Malta	Malta
B Guiana	British Guiana	Mexico	Mexico
B Hond	British Honduras	Morocco	Morocco
Bulgaria	Bulgaria	Nethrlnds	Netherlands
Burma	Burma	Neth Ant	Netherlands Antilles
Canary Is	Canary Islands	New Zeal	New Zealand
Ceylon	Ceylon	Nicaragua	Nicaragua
Chile	Chile	Nigeria	Nigeria
China	China, except Taiwan	Norway	Norway
Colombia	Colombia	B E I Other	Other British East Indies
C Rica	Costa Rica	B Oceania	Other British Oceania
Cuba	Cuba	B S A Other	Other British South Africa
Czecho S	Czechoslovakia	B W A Other	Other British West Africa
Denmark	Denmark	Pakistan	Pakistan
Dom Rep	Dominican Republic	Panama	Panama
Ecuador	Ecuador	Paraguay	Paraguay
Egypt	Egypt	Peru	Peru
El Salvd	El Salvador	Phil	Philippines
Estonia	Estonia	Poland	Poland
Ethiopia	Ethiopia	Portugal	Portugal
Falkland	Falkland Islands	Port E AF	Portuguese East Africa
Finland	Finland	Port W AF	Portuguese West Africa
Fiji	Fiji	Port Asia	Portuguese Asia
France	France	P Rico	Puerto Rico
Fr Africa	French Africa	Rhod Nyas	Rhodesia and Nyasaland
Fr E Ind	French East Indies	Roumania	Roumania
Fr Guiana	French Guiana	U S S R	U.S.S.R. (Russia)
Fr Oceana	French Oceania	S Leone	Sierra Leone
Fr W Ind	French West Indies	Spain	Spain
Gambia	Gambia	Span Afr	Spanish Africa
Germany E	Germany, Eastern	St. Pierre	St. Pierre and Miquelon
Germany W	Germany, Federal Republic of	Surinam	Surinam
Gibraltar	Gibraltar	Sweden	Sweden
G Coast	Gold Coast	Switzrlnd	Switzerland
Greece	Greece	Syria	Syria
Greenland	Greenland	Taiwan	Taiwan (Formosa)
Guatemala	Guatemala	Thailand	Thailand (Siam)
Haiti	Haiti (Republic of)	Trinidad	Trinidad and Tobago
Hawaii	Hawaii	Turkey	Turkey
Honduras	Honduras	Un So Afr	Union of South Africa
Hong Kong	Hong Kong	U Kingdom	United Kingdom
Hungary	Hungary	U States	United States
Iceland	Iceland	U S Ocea	United States Oceania
India	India	Uruguay	Uruguay
Indonesia	Indonesia	Venezuela	Venezuela
		Yugo Slav	Yugoslavia

IMPORTS INTO CANADA FOR CONSUMPTION, BY COUNTRIES (EXCLUDING GOLD)

Countries	Month of December		Twelve Months ended December	
	1953	1954	1953	1954
	\$	\$	\$	\$
Commonwealth Countries				
United Kingdom	38,346,348	33,833,741	453,391,388	392,471,571
Aden	-	2,783	9,912	78,831
British East Africa	733,992	342,332	9,392,702	15,852,044
Rhodesia and Nyasaland	3,681	1,318	3,863,220	1,160,931
Union of South Africa	153,347	171,519	4,616,357	5,910,898
Other British South Africa	-	26	8,464	2,706
Gambia	-	-	-	-
Gold Coast	50,146	5,898	3,159,081	1,986,160
Nigeria	300	10,946	1,583,779	866,316
Sierra Leone	221	-	2,448	7,398
Other British West Africa	-	223	400	723
Anglo-Egyptian Sudan	3,867	10,028	59,606	56,954
India	1,300,739	1,008,143	25,626,653	28,053,701
Pakistan	16,458	32,286	557,926	565,703
Ceylon	798,414	856,000	14,461,020	12,526,563
Malaya and Singapore	1,392,587	2,159,639	21,896,053	19,585,610
Other British East Indies	17,630	4,811	349,605	172,327
Bermuda	10,695	17,289	125,934	390,063
British Guiana	1,342,032	1,018,945	17,799,520	20,482,090
British Honduras	6,441	3,821	138,666	123,822
Barbados	229,572	169,799	2,374,961	5,358,024
Jamaica	147,042	791,866	11,761,152	15,308,967
Trinidad and Tobago	58,292	134,591	8,061,639	9,594,888
Bahamas	134,225	122,171	426,846	417,523
Leeward and Windward Islands	5,813	29,961	1,210,455	1,250,354
Falkland Islands	-	-	-	1,000
Gibraltar	-	-	-	609
Hong Kong	327,755	434,543	4,426,959	4,153,906
Malta	6,168	7,227	67,204	66,780
Australia	1,176,184	1,319,830	23,464,308	24,657,036
Fiji	1,286,919	192,642	5,554,072	5,813,147
New Zealand	203,740	88,925	8,572,034	7,314,431
Other British Oceania	-	-	-	-
Total Commonwealth Countries	47,752,608	42,771,303	623,962,364	574,231,076
Foreign Countries				
Afghanistan	17,989	-	41,849	9,232
Albania	-	-	-	-
Arabia	-	1,428	2,196,361	2,224,960
Argentina	275,779	321,292	8,528,681	2,738,190
Austria	256,954	183,223	2,967,476	3,042,976
Belgium and Luxembourg	1,586,680	1,575,967	29,082,037	25,077,070
Belgian Congo	445,580	147,293	2,246,848	1,488,634
Bolivia	5,442	-	1,414,816	267,114
Brazil	4,853,101	3,722,359	35,046,738	31,622,500
Bulgaria	-	-	497	88
Burma	-	-	2,285	79,427
Chile	-	5,008	1,052,498	235,705
China, (except Taiwan).....	14,114	45,570	1,118,841	1,620,924
Taiwan	9,950	21,991	74,620	187,166
Colombia	1,941,312	2,083,520	23,215,181	24,819,875
Costa Rica	671,053	811,759	9,472,394	7,745,591
Cuba	398,218	443,544	11,654,424	9,913,019
Czechoslovakia	163,077	98,944	2,588,823	1,796,233
Denmark	177,562	170,350	2,174,904	3,463,126
Greenland	1,047	1,063	6,064	12,618
Dominican Republic	46,561	105,638	5,853,523	1,662,515
Ecuador	114,314	388,457	2,688,245	3,763,187
Egypt	131,037	137,698	4,202,667	440,290
El Salvador	8,529	239,229	1,388,924	950,534
Estonia	3,290	500	9,163	5,104
Ethiopia	-	-	43,582	96,731
Finland	3,999	63,825	547,980	608,965
France	1,827,236	2,119,258	22,267,477	22,046,252
French Africa	28,964	347,713	2,631,312	3,183,953
French East Indies	-	2,552	966	44,567
French Guiana	-	-	3,000	-
French Oceania	-	-	-	3,000
French West Indies	-	200	-	635
Madagascar	-	23,323	7,923	303,533
St. Pierre and Miquelon	805	770	66,338	30,392

Countries	Month of December		Twelve Months ended December	
	1953	1954	1953	1954
Foreign Countries - Concluded	\$	\$	\$	\$
Germany, Federal Republic of	2,702,138	3,954,048	35,507,281	44,484,542
Germany, Eastern	54,142	63,514	959,396	721,335
Greece	21,514	16,692	223,510	231,244
Guatemala	171,159	210,233	3,259,464	5,059,836
Haiti	65,442	86,556	747,822	1,570,130
Honduras	333,483	54,891	4,593,867	2,589,484
Hungary	63,304	7,141	183,855	209,658
Iceland	2,061	365	79,575	59,247
Iran	355,111	370,240	1,025,156	1,385,339
Iraq	1,048,257	131,619	1,370,590	237,810
Ireland	25,005	6,917	582,216	1,150,194
Italy	1,352,623	1,258,467	14,270,933	15,006,113
Italian Africa	-	-	-	-
Libya	-	-	-	72
Japan	2,097,114	3,297,210	13,629,492	19,196,657
Korea	325	1,203	54,481	170,122
Latvia	-	-	6,812	4,535
Liberia	-	-	371,734	135,202
Lithuania	100	-	3,220	1,625
Mexico	1,010,382	882,726	15,784,732	14,032,515
Morocco	17,147	4,666	529,108	197,008
Netherlands	1,322,072	1,242,214	22,297,890	22,561,966
Indonesia	27,383	54,059	597,800	611,420
Surinam	114,141	212,311	1,345,090	2,793,102
Netherlands Antilles	1,526,890	2,431,732	8,154,385	20,582,395
Nicaragua	10,466	-	391,457	181,184
Norway	90,030	80,276	2,289,341	1,983,093
Israel	53,341	90,427	1,311,611	1,040,171
Panama	257,592	479,095	3,636,902	5,849,622
Paraguay	11,235	-	259,949	519,900
Peru	424,302	142,277	2,928,207	2,264,168
Philippines	350,346	441,296	2,986,069	4,001,449
Poland	17,197	73,891	243,894	404,993
Portugal	205,241	151,035	1,961,511	1,797,547
Azores and Madeira	7,988	18,115	178,730	192,964
Portuguese East Africa) -	(27,261)	72,927	(191,453
Portuguese West Africa) -	(-)	-	(181,449
Portuguese Asia	6,635	-	14,098	697
Roumania	47	-	7,257	3,134
Thailand	227,888	89,266	895,689	786,334
Spain	502,918	532,272	4,618,601	5,565,816
Canary Islands	2,125	-	29,717	26,049
Spanish Africa	-	-	1,710	-
Sweden	396,760	876,488	9,341,006	9,175,053
Switzerland	1,958,697	1,536,805	20,436,529	19,150,934
Lebanon	1,496,492	1,646,839	19,584,345	17,413,458
Syria	2,030	1,879	55,638	22,806
Jordan	-	-	-	-
Turkey	88,539	217,234	790,954	699,135
U. S. S. R. (Russia)	1,817	70,303	824,007	687,081
United States	246,746,720	243,062,037	3,221,214,416	2,961,379,507
Alaska	294,759	613,026	2,960,537	7,573,212
American Virgin Islands	-	-	-	44
Hawaii	214,709	300,989	4,635,190	5,291,781
Puerto Rico	126,205	45,693	872,319	1,202,738
United States Oceania	-	-	-	-
Uruguay	80,485	118,670	2,903,274	1,025,407
Venezuela	11,801,551	15,913,469	155,146,606	167,594,469
Yugoslavia	13,957	8,295	100,729	283,907
Total Foreign Countries	290,682,458	293,886,216	3,758,868,066	3,518,965,262
GRAND TOTAL	338,435,066	336,657,519	4,382,830,430	4,093,196,338

IMPORTS INTO CANADA FOR CONSUMPTION FROM ALL COUNTRIES, FROM THE UNITED KINGDOM
 AND FROM THE UNITED STATES, BY MAIN GROUPS (EXCLUDING GOLD)

Main Groups	Month of December		Twelve Months ended December	
	1953	1954	1953	1954
	\$	\$	\$	\$
<u>ALL COUNTRIES</u>				
Agricultural and Vegetable Products (except Chemicals, Fibres and Wood)	48,140,900	49,798,374	488,368,143	540,288,576
Animals and Animal Products (except Chemicals and Fibres)	8,025,480	7,859,790	88,226,650	85,411,816
Fibres, Textiles and Textile Products	25,768,844	29,815,596	387,114,926	333,324,234
Wood, Wood Products and Paper	13,501,280	13,813,835	160,951,215	166,000,820
Iron and Its Products	109,516,025	98,461,234	1,531,555,583	1,322,497,387
Non-Ferrous Metals and Their Products	29,968,536	33,849,189	364,571,341	357,185,144
Non-Metallic Minerals and Their Products (except Chemicals)	52,737,012	51,559,322	658,475,580	599,216,011
Chemicals and Allied Products	17,052,773	17,288,266	221,834,245	220,406,019
Miscellaneous Commodities	33,724,216	34,211,913	481,732,747	468,866,331
Total	338,435,066	336,657,519	4,382,830,430	4,093,196,338
<u>UNITED KINGDOM</u>				
Agricultural and Vegetable Products (except Chemicals, Fibres and Wood)	3,169,832	3,142,080	26,505,680	28,158,771
Animals and Animal Products (except Chemicals and Fibres)	935,264	765,066	13,447,083	10,539,480
Fibres, Textiles and Textile Products	7,140,270	7,005,022	113,352,091	89,476,311
Wood, Wood Products and Paper	505,081	576,275	4,971,665	5,108,095
Iron and Its Products	15,991,243	8,823,145	161,540,192	129,895,260
Non-Ferrous Metals and Their Products	4,178,589	5,644,410	51,990,571	48,997,777
Non-Metallic Minerals and Their Products (except Chemicals)	2,050,706	2,367,856	30,154,422	28,489,801
Chemicals and Allied Products	1,747,514	1,936,978	18,550,650	18,590,446
Miscellaneous Commodities	2,627,849	3,572,909	32,879,034	33,215,630
Total	38,346,348	33,833,741	453,391,388	392,471,571
<u>UNITED STATES</u>				
Agricultural and Vegetable Products (except Chemicals, Fibres and Wood)	23,638,846	26,616,380	218,294,060	251,286,312
Animals and Animal Products (except Chemicals and Fibres)	5,626,084	5,766,003	55,226,253	53,146,835
Fibres, Textiles and Textile Products	14,240,097	18,776,371	194,177,844	180,813,301
Wood, Wood Products and Paper	12,173,639	12,149,496	146,848,186	149,925,265
Iron and Its Products	90,702,699	85,299,945	1,324,655,782	1,143,657,627
Non-Ferrous Metals and Their Products	22,821,089	24,245,563	261,344,212	261,719,648
Non-Metallic Minerals and Their Products (except Chemicals)	34,415,928	27,685,949	415,704,355	334,612,840
Chemicals and Allied Products	14,553,567	14,389,932	191,812,229	190,488,856
Miscellaneous Commodities	28,574,771	28,132,398	413,151,495	395,728,823
Total	246,746,720	243,062,037	3,221,214,416	2,961,379,507

IMPORTS INTO CANADA FOR CONSUMPTION

Articles and Countries from which Imported	MONTH OF DECEMBER 1954		TWELVE MONTHS ENDED DECEMBER 1954		Class Number	
	Quantities	Values (\$)	Quantities	Values (\$)		
GROUP 1						
AGRICULTURAL PRODUCTS						
A MAINLY FOOD						
APPLES FRESH	236 NEW ZEAL 400 U STATES		1227552 37357786	87841 2189970	1	
		1056189 1056189	64664 64664	38585338 2277811		
APRICOTS QUINCES FRESH	312 CHILE 400 U STATES		11066 8055451	1761 670001	2	
			8066517	671762		
BANANAS	222 B HOND 312 CHILE 314 COLOMBIA 315 C RICA 316 CUBA 320 DOM REP 321 ECUADOR 337 GUATEMALA 338 HAITI 339 HONDURAS 352 MEXICO 361 PANAMA 400 U STATES	88331 883	700125 6530	1981 257 168438 916988 1597 11224 376249 406391 1681 348871 253 717023 2800	14728 2275 1251812 7397424 13625 79295 2797786 3172252 11861 2539189 1924 5698008 34308	3
		206426	1592427	2953753	23014487	
CHERRIES FRESH	400 U STATES	700	195	3671438	903586	
		700	195	3671438	903586	
CRANBERRIES FRESH	400 U STATES	704105	111376	4265129	596039	
		704105	111376	4265129	596039	
GRAPEFRUIT FRESH	100 U KINGDOM 231 HONG KONG 339 HONDURAS 400 U STATES	3620 3900	125 275	20495 12236 792238	624 1475 31203	
		10876471	333086	139481160	4525553	
		10883991	333486	140306129	4558855	
GRAPES FRESH	100 U KINGDOM 207 UN SU AFR 304 ARGENTINA 312 CHILE 327 FRANCE 372 SPAIN 400 U STATES	6420	1063	16227 156792 53611 151129 4422 154350	2306 19495 10005 26025 658 8750	
		11027138	763152	100403666	6871954	
		11033558	764215	100940197	6939193	
GUAVAS MANGOES PLANTAINS FRESH	400 U STATES		503		45042	
			503		45042	
LEMONS FRESH	372 SPAIN 400 U STATES			4000	11000	
		33559	177601	399746	2195751	
		33559	177601	403746	2206751	
LIMES FRESH	228 LEEW WIND 400 U STATES			167	424	
		524	1759	14838	44058	
		524	1759	15005	44482	
MUSKMELONS CANTALOUPE FRESH	312 CHILE 352 MEXICO 372 SPAIN 400 U STATES			186474 2488499 110250	12637 129618 4000	
		36182	4070	26286778	1015097	
		36182	4070	29072001	1161352	
MELONS FRESH N O P	316 CUBA 352 MEXICO 400 U STATES			4635 128628	2901 53121	
		69	84	2803105	926424	
		139	261	2936368	982446	
DRANGES MANDARINES FRESH	100 U KINGDOM 207 UN SU AFR 224 JAMAICA 231 HONG KONG 344 ITALY 347 JAPAN 352 MEXICO 360 ISRAEL 372 SPAIN 400 U STATES	1370	2952	3703 8442 48 115 2000 613039 13726 1090 88535	6861 16591 86 433 3390 1477366 28219 2218 81419	
		1240235	2211580	10871626	22845438	
		1820662	3611841	11602324	24462021	
PEACHES FRESH	312 CHILE 400 U STATES			7192	962	
				24894422	1501937	
				24901614	1502899	
PEARS FRESH	304 ARGENTINA 400 U STATES			31600	6027	
		497582	35868	22935378	1579592	
		497582	35868	22966978	1585619	

IMPORTS INTO CANADA FOR CONSUMPTION

Articles and Countries from which Imported		MONTH OF DECEMBER 1954		TWELVE MONTHS ENDED DECEMBER 1954		Class Number
		Quantities	Values (\$)	Quantities	Values (\$)	
PINEAPPLES FRESH		CRATE				16
234	AUSTRALIA			13313	67122	
316	CUBA	9094	29725	150735	557016	
352	MEXICO	300	993	1490	4728	
383	HAWAII	513	2015	2920	11418	
384	P R I C O	164	611	8979	38340	
400	U STATES	128	346	2565	8353	
		10199	33690	180002	686977	
PLUMS OR PRUNES FRESH		LB				17
312	CHILE			54207	7833	
400	U STATES			10155292	1010291	
				10209499	1018124	
BERRIES FRESH N O P		LB				18
400	U STATES			433214	82553	
				433214	82553	
STRAWBERRIES FRESH		LB				19
400	U STATES	230	52	8211569	1674259	
		230	52	8211569	1674259	
FRESH FRUITS N O P						20
383	HAWAII		291		1216	
400	U STATES		8385		78755	
			8676		79971	
APPLES DRIED		LB				31
234	AUSTRALIA			886490	251843	
400	U STATES	185128	8695	2572778	81146	
		185128	8695	3459268	332989	
APRICOTS NECTARINES DRIED		LB				32
100	U KINGDOM			5515	1682	
207	UN SO AFR			2500	877	
234	AUSTRALIA			180	71	
372	SPAIN			640	218	
400	U STATES	44628	23596	798481	342598	
		44628	23596	807316	345446	
BANANAS DRIED		LB				33
309	BRAZIL	80	54	3591	3655	
400	U STATES			6950	7311	
		80	54	10541	10966	
CURRANTS DRIED		LB				34
100	U KINGDOM			179132	15593	
234	AUSTRALIA	67200	9096	4656236	631744	
336	GREECE			4000	446	
400	U STATES	36514	5999	309242	45827	
		103714	15095	5148610	693610	
DATES		LB				36
231	HONG KONG			4108	1191	
327	FRANCE	23437	5750	68322	21473	
335	GERMANY W			138950	9425	
342	IRAN	4455180	367755	7668398	701661	
343	IRAN	1476870	131619	2461678	227332	
400	U STATES	573789	59639	1253380	193412	
		6529276	564763	11594836	1154494	
FIGS DRIED AND FIG PASTE		LB				37
336	GREECE	32500	4098	115350	13830	
366	PORTUGAL			147554	18937	
379	TURKEY	387200	53019	1411071	167875	
400	U STATES	199016	32049	1376343	276744	
		618716	89166	3050318	477386	
PEACHES DRIED		LB				38
400	U STATES	21513	5251	267011	70813	
		21513	5251	267011	70813	
PRUNES OR PLUMS DRIED UNPITTED		LB				39
231	HONG KONG			1400	423	
400	U STATES	1540501	292654	16072452	2951851	
		1540501	292654	16073852	2952274	
PEARS DRIED		LB				40
400	U STATES	8576	3086	89515	27958	
		8576	3086	89515	27958	
RAISINS		LB				41
207	UN SO AFR			1582	405	
234	AUSTRALIA	601320	86841	29495372	4299399	
400	U STATES	1095013	144653	20609201	2579147	
		1696333	231494	50106155	6878951	
FRUITS DRIED N O P		LB				42
231	HONG KONG			34114	21206	
400	U STATES	32106	11088	277414	90237	
		33912	12110	311528	111443	
APRICOTS CANNEU		LB				49
100	U KINGDOM	12960	1558	111300	13873	
207	UN SO AFR			128710	21359	
234	AUSTRALIA			231808	31880	
400	U STATES	209492	27747	4218939	553649	
		222452	29305	4690757	620761	
PEACHES CANNED		LB				50
100	U KINGDOM			1600	236	
234	AUSTRALIA	1954	322	757335	105268	
400	U STATES	662366	75545	11380886	1273477	
		664320	75867	12139821	1378981	
CHERRIES SULPHURED OR IN BRINE		LB				51
344	ITALY	840034	131222	6189817	850787	
354	NETHERLANDS			141813	13781	
400	U STATES			2250	887	
		840034	131222	6333880	865455	
OLIVES SULPHURED OR IN BRINE		LB				52
231	HONG KONG	400	72	400	72	
328	FR AFRICA			335692	28994	
336	GREECE	6500	1015	319118	48252	
344	ITALY			436510	43150	

IMPORTS INTO CANADA FOR CONSUMPTION

9

Articles and Countries from which Imported	MONTH OF DECEMBER 1954		TWELVE MONTHS ENDED DECEMBER 1954		Class Number
	Quantities	Values (\$)	Quantities	Values (\$)	
363 PERU			2300	817	
366 PORTUGAL			29282	8190	
372 SPAIN	464832	93031	6608181	1549064	
400 U STATES	278897	54182	1401206	273528	
	750629	148300	9132889	1952067	
LEMON ORANGE GRAPE FRUIT RINDS					53
100 U KINGDOM		60		383	
231 HONG KONG		224		3015	
316 CUBA		6709		36584	
327 FRANCE				655	
338 HAITI				2868	
344 ITALY		264		90904	
384 P HICO				30915	
400 U STATES				19295	
		7257		184619	
PEARS IN CANS					55
234 AUSTRALIA	LB		435948	62127	
400 U STATES		286626	40755	2018093	304455
		286626	40755	2454041	366582
PINEAPPLE IN CANS					56
218 MALAYA	LB		265250	38252	
234 AUSTRALIA			4259225	607247	
235 FIJI			131580	18612	
316 CUBA	30675	2963	297200	28653	
352 MEXICO	1036685	108699	8650182	913574	
383 HAWAII	1806687	240364	28389615	3738680	
393 TAIWAN			1598	195	
400 U STATES	119391	15861	425516	59314	
	2993438	367887	42420166	5404527	
FRUITS IN CANS N U P					57
100 U KINGDOM	LB	600	325496	34150	
215 INDIA		148	252	73	
231 HONG KONG		354	9383	3183	
234 AUSTRALIA	6656	1184	340997	38961	
306 BELGIUM			79343	16264	
316 CUBA			29503	4971	
318 DENMARK			840	231	
347 JAPAN	5363	699	682674	86781	
354 NETHRLNDS	8438	1226	1029957	143318	
375 SWEDEN	420	90	13472	3188	
400 U STATES	310106	35808	3561677	377368	
	331937	39334	6073594	708488	
FRUITS FROZEN					58
100 U KINGDOM	LB		11424	1642	
354 NETHRLNDS	4870	832	709278	131164	
400 U STATES	175340	40841	3694662	707473	
	180210	41673	4415364	840279	
FRUITS NUTS PICKLED PRESERVED					60
100 U KINGDOM	GAL	228	899	3868	13734
215 INDIA			4552	8366	
223 BARBADOS			4788	2035	
224 JAMAICA			418	559	
231 HONG KONG	1601	2161	8753	20726	
316 CUBA	8375	5395	66955	69556	
327 FRANCE	872	1970	19381	16720	
344 ITALY	4042	1674	26359	12381	
347 JAPAN	80	148	368	738	
354 NETHRLNDS	487	352	4748	6028	
372 SPAIN	1446	1237	1500	1603	
383 HAWAII	270	102	375	168	
400 U STATES	5143	11837	25285	49525	
	22544	25775	167350	202139	
FRUIT PULP N O P					61
100 U KINGDOM	LB		270272	25285	
207 UN SO AFR			39375	4703	
218 MALAYA			64050	5112	
227 BAHAMAS			11700	1054	
231 HONG KONG	780	290	1364	499	
234 AUSTRALIA			1142647	114160	
316 CUBA	94200	11338	556368	54513	
318 DENMARK			35262	6957	
327 FRANCE	36217	5015	342926	43193	
344 ITALY	6613	419	28717	1137	
352 MEXICO	542196	51164	3324777	314347	
353 MOROCCO	16419	1285	16419	1285	
354 NETHRLNDS	265263	35204	3974636	485869	
365 POLAND	44048	5309	44048	5309	
372 SPAIN	40786	3243	161983	11729	
383 HAWAII	16050	1854	613474	71237	
400 U STATES			335857	42862	
	1062572	115121	10963875	1189251	
JELLIES JAMS MARMALADES					62
100 U KINGDOM	LB	545625	96267	4633009	785657
224 JAMAICA		600	95	42960	4367
231 HONG KONG				8018	1431
234 AUSTRALIA				1152	201
306 BELGIUM				504	134
327 FRANCE				60	102
328 FR AFRICA				11243	1325
336 GREECE				2646	925
347 JAPAN				2013	199
354 NETHRLNDS	2284	338	27440	4147	
359 NORWAY				4683	947
375 SWEDEN				730	216
376 SWITZRLND				4153	1179
383 HAWAII				784	293

IMPORTS INTO CANADA FOR CONSUMPTION

Articles and Countries from which Imported	MONTH OF DECEMBER 1954		TWELVE MONTHS ENDED DECEMBER 1954		Class Number
	Quantities	Values (\$)	Quantities	Values (\$)	
400 U STATES	41125	12006	214140	63855	
GRAPEFRUIT ORANGE LEMON PULP	589634	108706	4953535	864978	63
224 JAMAICA	LB		325561	9347	
344 ITALY			2773	122	
372 SPAIN	20833	893	20833	893	
400 U STATES	1773	148	167316	9249	
MIXED FRUITS IN CANS	22606	1041	516483	19611	64
100 U KINGDOM	LB		9970	1890	
231 HONG KONG	240	50	494	117	
234 AUSTRALIA			236867	38839	
400 U STATES	1744877	241750	28903172	3960621	
FRUIT JUICE CONCENTRATED FROZEN	1745117	241800	29150303	4001467	67
383 HAWAII	GAL		4680	14124	
400 U STATES	107460	280835	1527746	4011258	
LEMON JUICE	107460	280835	1532426	4025382	68
100 U KINGDOM	GAL				
400 U STATES	72	123	1683	2282	
ORANGE JUICE	20282	43865	199407	410076	69
400 U STATES	20354	43988	201090	412358	
100 U KINGDOM	GAL				
400 U STATES	42	62	1203	1601	
PECTIN	408884	288603	4445245	3273445	70
100 U KINGDOM	LB				
306 BELGIUM			33250	1128	
318 DENMARK			1073	2564	
335 GERMANY W			1783	2384	
400 U STATES	2656	4348	2400	3055	
GRAPE JUICE OVER 1 GALLON	2656	4348	114308	167881	73
400 U STATES	GAL		152814	177012	
LIME JUICE NOT REFINED	GAL				74
224 JAMAICA			1184	867	
225 TRINIDAD	2418	706	3703	1693	
228 LEEW WIND	7749	6029	33536	21537	
FRUIT JUICES SPIRIT FORTIFIED	10167	6735	38423	24097	75
400 U STATES	GAL				
BLENDED FRUIT JUICES	18	132	564	5699	76
223 BARBADOS	18	132	564	5699	
225 TRINIDAD	GAL				
400 U STATES			1500	708	
FRUIT JUICES NON P			10920	4949	
100 U KINGDOM	225409	127025	2469196	1463100	77
225 TRINIDAD	225409	127025	2481616	1468757	
228 LEEW WIND	GAL				
234 AUSTRALIA	1783	3254	22627	32883	
318 DENMARK			3589	1036	
354 NETHRLNDS			828	776	
400 U STATES	95	196	1615	2982	
GRAPEFRUIT JUICE	16375	16835	198	680	
100 U KINGDOM	18253	20285	2308	4902	
225 TRINIDAD	GAL				
400 U STATES	3540	1619	294603	298721	
PINEAPPLE JUICE	255221	130559	2866083	1364413	78
234 AUSTRALIA	258761	132178	2916296	1387518	
235 FIJI	GAL				
352 MEXICO			179151	121377	
383 HAWAII			7203	4778	
400 U STATES	25364	13220	137056	79139	
FRUIT SYRUPS CONCENTRATED JUICES	72074	53524	1442079	1028386	80
100 U KINGDOM	4290	3132	16894	12012	
224 JAMAICA	101728	69876	1782383	1245692	
327 FRANCE	GAL				
335 GERMANY W			2945	6155	
352 MEXICO	139	372	366	1223	
354 NETHRLNDS	77	133	28054	54422	
400 U STATES	672	1178	203	488	
COCOANUTS	8026	31743	1458	4132	
222 B HOND	8914	33426	27360	42459	81
228 LEEW WIND	NU				
320 DOM REP			246143	736380	
339 HONDURAS	5000	500	1000	118	
361 PANAMA			5000	500	
384 PHIL	31240	2005	24000	1674	
400 U STATES	24810	2215	121840	8421	
COCOANUT DESICCATED	14225	956	45930	3666	83
100 U KINGDOM	75275	5676	915001	59922	
215 INDIA	LB				
217 CEYLON	4550	428	152442	16504	
234 AUSTRALIA	148100	13105	149500	15666	
355 INDONESIA	8520	1373	8220323	855859	
364 PHIL	41500	5423	8520	1373	
383 HAWAII			148900	15281	
400 U STATES	488	298	220400	30160	
	162705	44609	2331962	635005	
	365863	65236	11234101	1571661	

IMPORTS INTO CANADA FOR CONSUMPTION

Articles and Countries from which Imported	MONTH OF DECEMBER 1954		TWELVE MONTHS ENDED DECEMBER 1954		Class Number
	Quantities	Values (\$)	Quantities	Values (\$)	
COPRA NOT PREPARED 364 PHIL 383 HAWAII	LB 4537285	353548	42037285 4682000	32865886 333746	84
ALMONDS NOT SHELLED 344 ITALY 372 SPAIN 400 U STATES	LB 4540	1097	82272 526118 676595	12075 74164 157047	91
BRAZIL NUTS NOT SHELLED 100 U KINGDOM 309 BRAZIL 400 U STATES	LB 155938	33273	241113 1489164 92698	68463 255986 26366	92
FILBERTS HAZEL NOT SHELLED 344 ITALY 372 SPAIN 400 U STATES	LB 137790	34461	930783 22046 376770	189724 4397 94690	93
PEANUTS GREEN SHELLED OR NOT 203 B E AFR 207 UN SO AFR 215 INDIA 231 HONG KONG 352 MEXICO 354 NETHRLNDS 372 SPAIN 400 U STATES	LB 39600	4440	10800 914260 17503005 564161	1100 107315 1954708 74992	94
PECANS NOT SHELLED 400 U STATES	LB 36610	13601	518998	137042	95
WALNUTS NOT SHELLED 344 ITALY 391 LEBANON 400 U STATES	LB 125740	35225	2486164	710139	96
OTHER NUTS NOT SHELLED 231 HONG KONG 344 ITALY 347 JAPAN 400 U STATES	LB 980	278	3267	844	97
ALMONDS SHELLED 100 U KINGDOM 231 HONG KONG 344 ITALY 366 PORTUGAL 372 SPAIN 400 U STATES	LB 9405	5535	120035 2157	63812 1884	101
PEANUTS N O P 100 U KINGDOM 231 HONG KONG 400 U STATES	LB 23766	8912	188242	64649	102
WALNUTS SHELLED 100 U KINGDOM 215 INDIA 231 HONG KONG 313 CHINA 327 FRANCE 342 IRAN 344 ITALY 347 JAPAN 379 TURKEY 400 U STATES	LB 196675	65791	43703 1567938 1103361	16563 546509 375741	103
OTHER NUTS SHELLED 231 HONG KONG 344 ITALY 347 JAPAN 400 U STATES	LB 25772	15438	181041	112673	104
BRAZIL NUTS SHELLED 308 BOLIVIA 309 BRAZIL 363 PERU 400 U STATES	LB 70024	37600	402220	228284	105
CASHEW NUTS SHELLED 100 U KINGDOM 215 INDIA 400 U STATES	LB 89734	28045	2298458	782351	106
PECANS SHELLED 352 MEXICO 400 U STATES	LB 62267	59841	919819	671121	107
FILBERTS SHELLED 344 ITALY 354 NETHRLNDS 372 SPAIN 376 SWITZRLND 379 TURKEY 400 U STATES	LB 22046	10114	93250 9921 297172 14397	41892 5029 111321 6271	108
	377898	159397	1147296	497249	

IMPORTS INTO CANADA FOR CONSUMPTION

Articles and Countries from which Imported	MONTH OF DECEMBER 1954		TWELVE MONTHS ENDED DECEMBER 1954		Class Number
	Quantities	Values (\$)	Quantities	Values (\$)	
ASPARAGUS FRESH 400 U STATES	LB 300	97	4020774	527171	111
BEANS GREEN FRESH 231 HONG KONG 352 MEXICO 400 U STATES	LB 3500 1458102 1461602	311 118478 118789	3500 7568 10900879 10911947	311 1606 920486 922403	112
BEETS FRESH EXCEPT SUGAR BEETS 400 U STATES	LB 362468 362468	14953 14953	3239736 3239736	122169 122169	114
CABBAGE FRESH 400 U STATES	LB 2183637 2183637	69891 69891	61366895 61366895	1199583 1199583	115
CARROTS FRESH 400 U STATES	LB 3727735 3727735	142788 142788	72706498 72706498	2553633 2553633	116
CAULIFLOWER FRESH 400 U STATES	LB 2742551 2742551	111005 111005	23152689 23152689	820017 820017	117
CELERY FRESH 400 U STATES	LB 10644433 10644433	414879 414879	81829741 81829741	2969613 2969613	118
CUCUMBERS FRESH 316 CUBA 400 U STATES	LB 1742374 1742374	94781 94781	42765 16043773 16086538	5073 928100 933173	119
LETTUCE FRESH 400 U STATES	LB 14436064 14436064	537103 537103	113441115 113441115	4509096 4509096	120
MUSHROOMS TRUFFLES FRESH 100 U KINGDOM 231 HONG KONG 327 FRANCE 335 GERMANY W 347 JAPAN 365 POLAND 400 U STATES	LB 657 657 2396 1653 385 5091	1607 1607 2386 5093 172 9258	314 2485 28585 200 30784 1653 63231 127252	224 6384 12910 210 46494 5093 29081 100396	121
ONIONS FRESH 100 U KINGDOM 234 AUSTRALIA 312 CHILE 322 EGYPT 344 ITALY 352 MEXICO 354 NETHRLNDS 372 SPAIN 400 U STATES	LB 889409 3390280 4279689 20368 20368	20553 115904 136457 3072 3072	30250 309694 253356 2351918 27557 3182656 3750 2872776 59297903 68329860	951 9843 9771 38717 1150 59258 305 52931 1609828 1782754	122
PEAS GREEN FRESH 352 MEXICO 400 U STATES	LB 20368 20368	3072 3072	224514 882736 1107250	10598 69528 80126	123
POTATOES SWLEET AND YAMS FRESH 231 HONG KONG 400 U STATES	CWT 20 14959 14979	158 85424 85582	131 107200 107331	2071 584775 586846	124
POTATOES FRESH EXCEPT SEED 400 U STATES	CWT 110421 110421	202198 202198	2035883 2035883	4669485 4669485	125
SPINACH FRESH 400 U STATES	LB 918789 918789	58042 58042	7020687 7020687	442232 442232	126
TOMATOES FRESH 227 BAHAMAS 316 CUBA 352 MEXICO 400 U STATES	LB 2064485 4088845 6125109 12278439	121922 232986 455387 830295	3700658 187037 46326283 87183674 137397652	221675 14849 2151381 5590435 7978340	127
VEGETABLES FRESH N O P 231 HONG KONG 304 ARGENTINA 306 BELGIUM 312 CHILE 316 CUBA 335 GERMANY W 344 ITALY 347 JAPAN 352 MEXICO 354 NETHRLNDS 372 SPAIN 400 U STATES	LB 39300 1009 1009 11214 3800578 5852101	2541 265 265 943 352033 355782	240824 32170 5445 6484 1215 11000 319957 8950 378073 66138 56535 41683440 42810231	19886 4792 1153 1384 137 1852 58249 639 37558 16482 4727 2703883 2830742	128
MUSTARD LIQUID 100 U KINGDOM 305 AUSTRIA 306 BELGIUM 327 FRANCE 335 GERMANY W 354 NETHRLNDS 400 U STATES		122 874 823 519 2338		201 139 362 6141 3281 2216 7097 19437	131
PASTE HASH VEGETABLE MEAT FISH 100 U KINGDOM 231 HONG KONG	LB 36157 120	9219 52	1171274 4362	274123 1758	132

Articles and Countries from which Imported	MONTH OF DECEMBER 1954		TWELVE MONTHS ENDED DECEMBER 1954		Class Number
	Quantities	Values (\$)	Quantities	Values (\$)	
234 AUSTRALIA			35325	5775	
318 DENMARK	300	175	14910	8242	
327 FRANCE	481	267	11867	14615	
344 ITALY	1055	989	3878	3445	
347 JAPAN	100	50	12345	3288	
354 NETHRLNDS	93	79	3002	936	
359 NORWAY	450	50	30761	3597	
366 PORTUGAL			375	234	
375 SWEDEN			304	49	
376 SWITZRLND			706	396	
388 YUGO SLAV			12170	4582	
400 U STATES	184506	64100	2302008	811928	
	223322	74981	3603287	1132968	
POTATOES DRIED	LB				133
100 U KINGDOM			215200	54514	
354 NETHRLNDS			22087	6276	
400 U STATES	21600	2811	182972	22668	
	21600	2811	420259	83458	
VEGETABLES DRIED N O P	LB				134
100 U KINGDOM	1630	1225	27450	6540	
231 HONG KONG	4247	1662	67035	25828	
322 EGYPT	25847	4857	108983	24153	
327 FRANCE			20134	8910	
344 ITALY			3000	983	
347 JAPAN	1951	775	11747	2836	
354 NETHRLNDS			13876	3852	
400 U STATES	42629	19028	1417372	322346	
	76304	27547	1669597	395448	
VEGETABLES FROZEN	LB				135
400 U STATES	1320748	216377	11326465	1781855	
	1320748	216377	11326465	1781855	
TOMATOES CANNED	LB				137
344 ITALY	468287	32644	3346768	247867	
372 SPAIN	447763	24784	756763	44618	
400 U STATES	1055083	83585	3463230	281341	
	1971133	141013	7566761	573826	
TOMATO PASTE CANNED	LB				138
336 GREECE			2640	404	
344 ITALY	244572	37082	5992618	929971	
372 SPAIN			55044	7348	
400 U STATES	600336	83757	7696509	1054687	
	844908	120839	13746811	1992410	
TOMATO PULP AND PUREE CANNED	LB				139
344 ITALY			10404	796	
372 SPAIN			1026138	151693	
400 U STATES			132038	11490	
			1168580	163979	
TOMATO JUICE CANNED	LB				140
400 U STATES	3849315	263190	20711590	1351432	
	3849315	263190	20711590	1351432	
ASPARAGUS IN CANS	LB				141
306 BELGIUM	578	210	4265	1165	
327 FRANCE			2492	1593	
400 U STATES	40343	8815	873684	202776	
	40921	9025	880441	205534	
CORN IN CANS	LB				143
400 U STATES	730538	105781	3527529	499616	
	730538	105781	3527529	499616	
MUSHROOMS AND TRUFFLES IN CANS	LB				144
100 U KINGDOM	158	110	957	619	
231 HONG KONG	443	1039	1573	3851	
318 DENMARK			300	453	
327 FRANCE	53833	15478	323827	89494	
347 JAPAN	943	1400	7583	8775	
376 SWITZRLND			474	233	
400 U STATES	651	936	66367	37302	
	56028	18963	401081	140727	
PEAS IN CANS	LB				145
100 U KINGDOM			3402	247	
306 BELGIUM	9491	1415	30616	4942	
327 FRANCE	11277	1801	26615	4812	
400 U STATES	37000	4064	1957312	180696	
	57768	7280	2017945	190697	
VEGETABLES N O P IN CANS	LB				147
100 U KINGDOM			16900	1644	
231 HONG KONG	6934	1795	116295	24323	
306 BELGIUM	228	183	11086	2035	
327 FRANCE	5040	1862	9971	4783	
328 FR AFRICA			1320	433	
335 GERMANY W	6467	988	22054	1986	
336 GREECE			21145	2663	
344 ITALY			2966	516	
347 JAPAN	5804	861	45556	6244	
354 NETHRLNDS	5394	1204	63225	7804	
372 SPAIN			41094	7735	
400 U STATES	312399	26583	3784536	317938	
	342266	33476	4136148	378104	
PIMENTOS IN CANS	LB				148
344 ITALY			18100	3358	
372 SPAIN	2900	437	18969	4670	
400 U STATES	42252	36158	295213	106582	
	45152	36595	332282	114610	
BEANS GREEN OR WAX CANNED	LB				149
306 BELGIUM	1355	233	3318	634	
327 FRANCE	1750	383	18114	2966	
353 MOROCCO	399	379	399	379	

IMPORTS INTO CANADA FOR CONSUMPTION

Articles and Countries from which Imported		MONTH OF DECEMBER 1954		TWELVE MONTHS ENDED DECEMBER 1954		Class Number
		Quantities	Values (\$)	Quantities	Values (\$)	
	354 NETHRLNDS			6242	901	
	400 U STATES	6600	817	120145	10711	
BEANS BAKED CANNEU		10104	1812	148218	15591	
	100 U KINGDOM	LB		7452	1051	150
	306 BELGIUM	793	214	3016	620	
	327 FRANCE			4010	614	
	354 NETHRLNDS	4973	586	14742	2036	
	400 U STATES	555085	48703	3850513	344742	
PICKLES		560651	49503	3879733	349063	
	100 U KINGDOM	GAL	276	17509	41939	152
	215 INDIA			394	1356	
	227 BAHAMAS			73818	42044	
	231 HONG KONG	912	1515	12981	21419	
	306 BELGIUM	60	75	296	682	
	318 DENMARK			143	199	
	327 FRANCE			1330	2856	
	335 GERMANY W	488	514	628	688	
	336 GREECE			8878	9967	
	344 ITALY	5419	9301	37073	57477	
	347 JAPAN	480	1204	5561	12502	
	354 NETHRLNDS	18236	21599	175610	193020	
	372 SPAIN	3815	3625	15543	15552	
	391 LEBANON	137	237	137	237	
	400 U STATES	41114	64109	508919	587919	
SAUCES N O P AND CATSUPS		70937	103323	858820	967857	
	100 U KINGDOM	GAL	83	4292	10756	153
	215 INDIA			21	141	
	224 JAMAICA	98	274	1012	1655	
	231 HONG KONG	1613	4318	20223	42265	
	327 FRANCE			381	459	
	335 GERMANY W			622	1931	
	344 ITALY			1330	1218	
	347 JAPAN	476	489	1754	2248	
	354 NETHRLNDS	260	669	1810	5593	
	391 LEBANON	27	54	27	54	
	400 U STATES	105661	142462	749211	968948	
SAUCES SOY		108218	148579	780683	1035268	
	231 HONG KONG	GAL	6423	53895	41818	155
	347 JAPAN	2475	3421	17619	22947	
	400 U STATES	3627	2627	22392	19477	
BARLEY BUCKWHEAT AND RYE		12525	10718	93906	84242	
	335 GERMANY W	BUSH		236	821	161
	400 U STATES			5212	11748	
BEANS SOYA				5448	12569	
	231 HONG KONG	LB	2000	8766	973	162
	363 PERU			1380	234	
	400 U STATES	119386299	5503288	412427729	20996551	
BEANS N O P		119388299	5503510	412437875	20997758	
	100 U KINGDOM	LB		8000	1118	163
	203 B E AFR	8800	1183	1019335	71381	
	231 HONG KONG	129901	12685	218591	22797	
	304 ARGENTINA	109267	6917	109267	6917	
	306 BELGIUM			1102	208	
	327 FRANCE	2756	657	4956	1259	
	344 ITALY	25353	2553	249121	23279	
	347 JAPAN	2500	543	7900	1452	
	354 NETHRLNDS	3315	678	45898	5286	
	363 PERU			19000	2259	
	400 U STATES	750309	73796	5831900	607992	
INDIAN CORN		1032201	99012	7515070	743948	
	207 UN SD AFR	BUSH		1127485	1634291	167
	400 U STATES	573096	910961	5395145	9129019	
OATS		573096	910961	6522630	10763310	
	400 U STATES	BUSH		11888	18787	168
PEAS SPLIT				11888	18787	
	100 U KINGDOM	LB	34720	48160	3770	169
	354 NETHRLNDS		2770	563	73	
	391 LEBANON			44092	3458	
	400 U STATES	12720	1528	575664	45048	
PEAS N O P		47440	4298	668479	52349	
	231 HONG KONG	LB		3600	445	170
	236 NEW ZEAL			29694	1688	
	316 CUBA	5000	509	5000	509	
	328 FR AFRICA			27535	2216	
	344 ITALY	5512	485	5512	485	
	352 MEXICO			104500	14021	
	354 NETHRLNDS			1254	178	
	400 U STATES	536048	36883	6300525	649526	
RICE UNCLEANNED UNHULLED PADDY		546560	37877	6477620	669068	
	234 AUSTRALIA	CWT		1564	7437	171
	322 EGYPT	21896	130950	21896	130950	
	400 U STATES	59209	310315	640973	3443054	
RICE CLEANED		81105	441265	664433	3581441	
	234 AUSTRALIA	CWT		11234	39370	172

IMPORTS INTO CANADA FOR CONSUMPTION

Articles and Countries from which Imported	MONTH OF DECEMBER 1954		TWELVE MONTHS ENDED DECEMBER 1954		Class Number
	Quantities	Values (\$)	Quantities	Values (\$)	
304 ARGENTINA			20943	44748	
306 BELGIUM			4508	19270	
311 BURMA			11027	50760	
321 ECUADOR			1000	6825	
344 ITALY	220	2623	880	11109	
354 NETHRLNDS			3664	35536	
363 PERU			30864	133478	
400 U STATES	19036	157919	212868	2013329	
WHEAT	19256	160542	296988	2354425	
375 SWEDEN			15	53	174
400 U STATES			537987	954041	
BARLEY POT PEARL ROAST GROUND			538002	954094	
400 U STATES	1200	146	6660	872	181
BRAN AND MILL FEEU	1200	146	6660	872	
100 U KINGDOM					182
400 U STATES	8654	24611	52668	142845	
BUCKWHEAT MEAL OR FLOUR	8654	24611	52713	143059	183
CORN MEAL					
400 U STATES	230	1942	5272	49560	184
HOMINY CRACKED OR URIED COHN	230	1942	5272	49560	
400 U STATES	20368	73365	122708	498583	185
MALT FLOUR	20368	73365	122708	498583	
100 U KINGDOM					187
400 U STATES	50900	3213	532800	39971	
OATMEAL AND ROLLEO DATS	50900	3213	539300	40770	
100 U KINGDOM					188
400 U STATES			4208	820	
RICE STARCH FLOUR MEAL FEED			3150	341	
231 HONG KONG			7358	1161	189
327 FRANCE	8940	1681	38040	7566	
347 JAPAN			1191	201	
400 U STATES	1000	140	5880	995	
RYE FLOUR	9940	1821	66832	7029	
400 U STATES			111943	15791	191
SAGO AND CASSAVA FLOUR EDIBLE					
218 MALAYA					192
231 HONG KONG			55381	4666	
309 BRAZIL	48669	3727	3100	644	
355 INDONESIA			117151	10431	
400 U STATES	26000	2141	1872	116	
SEMOLINA	74669	5868	58687	6002	
WHEAT FLOUR			236191	21859	193
100 U KINGDOM					194
354 NETHRLNDS			95	807	
400 U STATES	51	594	24	123	
BISCUITS AND BREAD DIETARY	51	594	950	14113	
100 U KINGDOM			1069	15043	201
335 GERMANY W		6644		30313	
400 U STATES				95	
BISCUITS NOT SWEETENED N U P				22074	
100 U KINGDOM				52482	203
231 HONG KONG	29437	12627	314846	127107	
318 DENMARK	303	109	1110	483	
335 GERMANY W	3503	928	37412	8333	
347 JAPAN	593	456	1168	945	
354 NETHRLNDS	2519	819	35031	11966	
359 NORWAY	13471	2407	68365	13550	
375 SWEDEN	51253	9977	33070	4810	
376 SWITZRLND			385932	72072	
400 U STATES	116793	36193	1354	906	
BISCUITS SWEETENED N O P	217872	63516	1735300	531351	
100 U KINGDOM			2613588	771523	204
231 HONG KONG	707503	282372	5417090	2183353	
305 AUSTRIA	456	236	2020	1135	
306 BELGIUM	44906	15597	32106	10257	
318 DENMARK			597759	184601	
327 FRANCE	300	162	21370	5851	
335 GERMANY W	7118	3666	23391	8236	
344 ITALY	708	496	23519	9940	
347 JAPAN			2003	1471	
354 NETHRLNDS	1537	473	6065	2068	
365 POLAND	6652	944	109917	32731	
375 SWEDEN			10139	1515	
376 SWITZRLND	762	504	4350	1083	
400 U STATES	67929	18354	27669	16829	
BREAD PASSOVER MATZO PRODUCTS	837871	322804	1177423	303837	205
400 U STATES			7454821	2762307	
CEREAL FOODS 25 POUNDS OR LESS				236601	
100 U KINGDOM				236601	206
			3615	1179	

IMPORTS INTO CANADA FOR CONSUMPTION

Articles and Countries from which Imported	MONTH OF DECEMBER 1954		TWELVE MONTHS ENDED DECEMBER 1954		Class Number
	Quantities	Values (\$)	Quantities	Values (\$)	
251 HONG KONG	2667	751	12829	5072	207
327 FRANCE			1587	388	
335 GERMANY W	5089	683	50598	9124	
347 JAPAN	212	61	1537	404	
354 NETHRLNDS	3282	378	20988	2282	
400 U STATES	213478	50623	4907740	1014974	
	224728	52496	4998894	1033423	
CEREAL FOODS PREPARED N O P					
100 U KINGDOM		313		8909	
335 GERMANY W		1328		1896	
347 JAPAN				576	
354 NETHRLNDS				562	
400 U STATES		65974		464276	
		67615		476219	
MACARONI AND VERMICELLI	LB				208
231 HONG KONG	4130	875	41306	11334	
317 FRANCE			584	126	
344 ITALY			8808	1172	
347 JAPAN	560	126	3540	514	
354 NETHRLNDS			18534	2091	
400 U STATES	107223	17167	1198203	187321	
	111913	18168	1270975	202558	
MILK FOODS N O P					209
100 U KINGDOM				987	
354 NETHRLNDS				3708	
375 SWEDEN				2238	
376 SWITZRLND				226	
400 U STATES		15395		169716	
		15395		176875	
ARROWROOT	LB				221
100 U KINGDOM			360	137	
228 LEEW WIND			334480	43840	
231 HONG KONG			1800	178	
400 U STATES			130000	18466	
			466640	62621	
MALT WHOLE CRUSHED OR GROUND	LB				224
400 U STATES	68000	3643	258608	25277	
	68000	3643	258608	25277	
SAGO AND TAPIOCA	LB				225
218 MALAYA			114400	6530	
309 BRAZIL	7598	1142	35288	5353	
355 INDONESIA	27997	2430	548618	45513	
359 NORWAY			880	136	
400 U STATES	106000	19536	1512950	294388	
	141595	23108	2212136	351920	
ALL OTHER BREADSTUFFS N O P					226
400 U STATES		6924		24432	
		6924		24432	
COCOANUT OIL N O P EDIBLE	CWT				231
100 U KINGDOM	427	6643	436	6780	
400 U STATES	339	5919	5360	95174	
	766	12562	5796	101954	
COTTON SEED OIL N O P EDIBLE	CWT				233
354 NETHRLNDS			21	519	
400 U STATES	1797	28265	30364	498878	
	1797	28265	30385	499397	
OLIVE OIL N O P EDIBLE	CWT				234
327 FRANCE	32	611	1346	36841	
328 FR AFRICA			1188	24395	
336 GREECE			757	19373	
344 ITALY	374	10906	15058	386042	
372 SPAIN	2414	56378	6819	106853	
400 U STATES	246	7929	1870	51590	
	3066	75824	27038	685094	
PEANUT OIL N O P EDIBLE	CWT				235
100 U KINGDOM	425	8080	425	8080	
231 HONG KONG	59	1367	723	16238	
400 U STATES	277	5941	1440	36825	
	761	15388	2588	61143	
SOYA BEAN OIL N O P EDIBLE	CWT				236
400 U STATES	6334	91403	60913	974710	
	6334	91403	60913	974710	
CONFECTIONERY CHOCOLATE	LB				241
100 U KINGDOM	763620	317585	5417115	2228781	
305 AUSTRIA	5281	3489	57655	37906	
306 BELGIUM	17599	8791	215600	75840	
317 CZECHOS	503	525	8489	4722	
318 DENMARK	1731	679	90125	27167	
327 FRANCE	10817	5576	92507	35871	
335 GERMANY W	11721	6746	281923	150103	
344 ITALY	1237	986	4514	3163	
354 NETHRLNDS	43282	18274	292051	141930	
360 ISRAEL	3042	1148	31140	10960	
375 SWEDEN			843	322	
376 SWITZRLNO	9802	6873	76022	47861	
389 IRELAND			7382	3500	
400 U STATES	110548	42837	1257769	493594	
	979173	413509	7833205	3261720	
OTHER CONFECTIONS SWEETENED	LB				
100 U KINGDOM	21091	5600	355498	82580	
231 HONG KONG	416	188	5720	2006	
234 AUSTRALIA			10928	2357	
306 BELGIUM			10475	1781	
318 DENMARK	2240	478	15640	4096	
326 FINLAND			1906	368	
327 FRANCE	3720	524	11010	2349	

IMPORTS INTO CANADA FOR CONSUMPTION

Articles and Countries from which Imported	MONTH OF DECEMBER 1954		TWELVE MONTHS ENDED DECEMBER 1954		Class Number
	Quantities	Values (\$)	Quantities	Values (\$)	
335 GERMANY W	2676	1323	13728	3065	
344 ITALY	136	351	1520	614	
354 NETHRLNDS	7297	866	77037	11775	
389 IRELAND			2700	677	
400 U STATES	182827	46972	1304514	350463	
FRUITS PEELS CANDIED	220403	56302	1810676	462131	243
100 U KINGDOM			5000	700	
207 UN SO AFR			62984	7426	
231 HONG KONG	150	75	1244	569	
234 AUSTRALIA			99040	11817	
327 FRANCE	70589	16982	593143	138576	
336 GREECE	306	217	306	217	
344 ITALY	7067	1235	9053	2433	
354 NETHRLNDS	317	119	412	178	
400 U STATES	9332	2814	268398	42379	
GINGER PRESERVED	87761	21442	1039580	204295	244
100 U KINGDOM	386	243	2558	1017	
215 INDIA	263	116	263	116	
231 HONG KONG	5581	2218	192335	47628	
347 JAPAN	250	55	250	55	
CHEWING GUM SWEETENED	6480	2632	195406	48816	245
100 U KINGDOM	6369	1752	14082	4683	
318 DENMARK			9105	1478	
400 U STATES	51950	16281	1074308	266967	
SUGAR CANDY CONFECTIONERY NOP	58319	18033	1097495	273128	246
100 U KINGDOM	1374012	258106	10483980	2037548	
223 BARBADOS			73006	10437	
224 JAMAICA			77356	11799	
231 HONG KONG	1319	644	2745	9222	
234 AUSTRALIA			170	63	
305 AUSTRIA	419	223	10866	37797	
306 BELGIUM	6048	287	1309	2841	
317 CZECH S			23550	1939	
318 DENMARK	14371	4182	81124	53134	
326 FINLAND			1338	344	
327 FRANCE	874	335	17082	5039	
335 GERMANY W	16629	3220	100415	26262	
336 GREECE	656	143	3810	1034	
344 ITALY	3515	1615	40603	25589	
347 JAPAN			741	132	
354 NETHRLNDS	71129	14018	510720	103506	
360 ISRAEL			7920	158	
365 POLAND	24811	2588	88335	8509	
376 SWITZRLND			4572	1958	
384 P RICO			610	188	
391 LEBANON	1078	206	1078	206	
400 U STATES	131217	36289	1790831	473373	
GLUCOSE AND SYRUP CORN SYRUP	1646118	322906	13554821	2812877	251
100 U KINGDOM			260	1647	
354 NETHRLNDS	16	182	16	182	
400 U STATES	5105	39678	62520	487000	
MOLASSES 20 TO 35 DEGREES	5121	39860	62896	488829	252
225 TRINIDAD			6560	5410	
316 CUBA	8507	1512	2169058	524599	
383 HAWAII			13626	1752	
384 P RICO			250000	26730	
393 TAIWAN	5903	762	5903	762	
400 U STATES	224590	43898	2626118	475355	
MOLASSES 35 TO 56 DEGREES	239000	46172	5071265	1034608	253
400 U STATES	440	433	13107	2080	
MOLASSES OVER 56 DEGREES	440	433	13107	2080	254
MOLASSES EMPIRE PRODUCTION					
215 INDIA			1018	523	255
221 B GUIANA			1846560	158489	
223 BARBADOS	287010	138034	3295346	1825858	
224 JAMAICA			2023360	192851	
225 TRINIDAD			2027200	177122	
228 LEEW WIND	160772	14344	282908	24315	
SYRUPS AND MOLASSES M O P	447782	152378	9476392	2379158	
100 U KINGDOM	760	5246	4854	35316	
316 CUBA			933	3742	
400 U STATES	252	1748	3625	41496	
SUGAR RAW IMPORTED BY REFINERS	1012	6994	9412	80554	262
203 B E AFR		105023	1851228	7723693	
207 UN SO AFR			134597	521384	
221 B GUIANA	114260	443625	2152328	8535269	
223 BARBADOS			784023	3196835	
224 JAMAICA			2448772	9825527	
225 TRINIDAD			224000	908287	
228 LEEW WIND			246465	989663	
234 AUSTRALIA	186863	667960	2076540	7662022	
235 FIJI	4800	192642	1341026	5777413	
316 CUBA	62233	192395	1595694	5361576	
SUGAR RAW M O P	408156	1601645	12854673	50501669	263
221 B GUIANA	1983	8095	130153	549284	

*Amending value only for month of September 1954.

IMPORTS INTO CANADA FOR CONSUMPTION

Articles and Countries from which Imported	MONTH OF DECEMBER 1954		TWELVE MONTHS ENDED DECEMBER 1954		Class Number
	Quantities	Values (\$)	Quantities	Values (\$)	
224 JAMAICA	279	1258	110649	468525	264
SUGAR REFINED	2262	9353	240802	1017809	
100 U KINGDOM			47	372	265
316 CUBA			14000	61912	
400 U STATES			19574	119768	
SUGAR AND SYRUP MAPLE			33621	182052	266
400 U STATES	70	50	10681	5965	
INVERT SUGAR AND SUBSTITUTES	70	50	10681	5965	271
100 U KINGDOM	36	196	1444	8496	
400 U STATES	225	1943	634	5429	
COCOA BEANS NOT ROASTED	261	2139	2078	13925	273
100 U KINGDOM			350	14118	
210 G COAST			32698	1624437	
211 NIGERIA			14892	718467	
217 CEYLON			2454	116942	
224 JAMAICA	988	45262	17040	716346	
225 TRINIDAD	1500	78479	11636	566565	
228 LEEW WIND			500	27527	
309 BRAZIL	4438	175969	40759	2057769	
315 C RICA			150	7527	
320 DOM REP	569	30903	5302	304483	
321 ECUADOR	596	28328	8859	456193	
328 FR AFRICA			1651	60663	
354 NETHRLNDS			13195	777480	
361 PANAMA			1111	66201	
387 VENEZUELA			1993	89779	
400 U STATES	24186	1135634	148107	8010543	
COCOA BUTTER	32277	1494575	300697	15615040	274
100 U KINGDOM			35878	39360	
224 JAMAICA			114282	116542	
309 BRAZIL			1141773	950493	
327 FRANCE	99207	102673	559936	573045	
344 ITALY			79145	81977	
354 NETHRLNDS	75373	62754	859935	769765	
400 U STATES	278204	262355	3232734	3138672	
COCOA PASTE NOT SWEETENED	452784	427782	6023683	5669854	275
100 U KINGDOM	159040	56827	1227480	459969	
224 JAMAICA			42463	10966	
309 BRAZIL	102605	20858	403374	87389	
352 MEXICO			34236	10296	
354 NETHRLNDS			888985	306138	
400 U STATES	440	191	67302	16373	
COCOA PASTE SWEETENED	262085	77876	2663840	891131	276
100 U KINGDOM	2800	1250	60350	32035	
355 GERMANY W			16132	6723	
354 NETHRLNDS	2000	626	12165	4197	
376 SWITZRLND			1604	682	
389 IRELAND	1624	734	1624	734	
400 U STATES			805125	211278	
COCOA OR CHOCOLATE POWDER	6424	2610	897000	255649	277
100 U KINGDOM	14533	7895	252494	78192	
318 DENMARK			237123	41557	
327 FRANCE	129190	39430	897638	189644	
344 ITALY	6600	1304	256821	77117	
354 NETHRLNDS	26232	8390	1095655	368348	
376 SWITZRLND			99226	39694	
400 U STATES	32650	13696	4205037	1248177	
COCOA AND CHOCOLATE PREPS NOP	209205	70715	7043994	2042729	282
100 U KINGDOM	152223	55481	719575	221129	
256 NEW ZEAL			1120	223	
305 AUSTRIA			600	132	
306 BELGIUM			140	121	
317 CZECHO S			532	250	
318 DENMARK			3240	582	
335 GERMANY W	5242	2791	9115	4746	
344 ITALY			6445	1750	
354 NETHRLNDS	4740	1006	56690	16327	
389 IRELAND	7920	2238	706262	232437	
400 U STATES	290357	50162	749013	183741	
CHICORY	350482	111678	2252732	661438	283
306 BELGIUM	31841	2623	199875	15972	
327 FRANCE			2774	348	
354 NETHRLNDS	2240	347	82716	9266	
400 U STATES	12463	4062	106641	33351	
COFFEE GREEN	46544	7032	392006	58937	283
100 U KINGDOM	100290	48918	2571329	1661030	
202 ADEN			79992	65323	
203 B E AFR	114377	69462	9403576	6045777	
218 MALAYA			31563	18277	
224 JAMAICA	175430	108225	199642	123603	
225 TRINIDAD	45714	23937	973268	523011	
303 ARABIA			33475	21655	
306 BELGIUM	134244	63806	239847	129783	
307 BEL CONGO			230877	139142	
309 BRAZIL	4194750	2650719	30450858	20384075	

IMPORTS INTO CANADA FOR CONSUMPTION


Articles and Countries from which Imported	MONTH OF DECEMBER 1954		TWELVE MONTHS ENDED DECEMBER 1954		Class Number
	Quantities	Values (\$)	Quantities	Values (\$)	
314 COLOMBIA	3009666	2081974	32630905	23510162	
315 C HICA	160791	107269	490917	326059	
320 DOM REP	123694	72241	2124327	1264222	
321 ECUADOR	93659	53204	811681	480224	
323 EL SALVO	409304	239229	1594246	921207	
325 ETHIOPIA			136303	96731	
328 FK AFRICA			526077	248624	
333 MAUAGASCR			55845	25052	
337 GUATEMALA	157135	96479	2180653	1398863	
338 HAITI	105085	51743	952737	546000	
352 MEXICO	151278	85511	4707775	2959644	
354 NETHRLNDS			563756	467243	
358 NICARAGUA			260421	157729	
363 PERU	127134	84595	664605	449251	
384 P RICO			1054325	652746	
387 VENEZUELA	166249	111905	897801	632467	
395 PORT W AF			252401	156966	
400 U STATES	207314	145644	1262834	809274	
	9474114	6094861	95382036	64214140	
COFFEE AND SUBSTITUTES N O P	LB				286
100 U KINGDOM			3178	1886	
224 JAMAICA	2500	1733	235796	159356	
225 TRINIDAD			10000	5516	
352 MEXICO	3233	1681	180010	97320	
400 U STATES	171904	110841	1668371	1116860	
	177637	114255	2097355	1380938	
COFFEE EXTRACT OF N O P	LB				287
100 U KINGDOM	24324	11705	318199	137100	
400 U STATES	26124	65070	533321	1865837	
	50448	76775	851520	2002937	
CLOVES UNGROUND	LB				291
100 U KINGDOM			16281	8382	
203 B E AFR	17920	6722	103800	38254	
218 MALAYA			800	763	
327 FRANCE			5620	2639	
333 MAUAGASCR			20882	9952	
400 U STATES			3707	2210	
	17920	6722	151090	62200	
GINGER UNGROUND	LB				292
100 U KINGDOM	15945	3782	55447	9497	
212 S LEONE			49780	7398	
215 INDIA			10080	1991	
224 JAMAICA	8140	2804	175790	36518	
231 HONG KONG	2190	343	32350	3623	
347 JAPAN			2953	343	
400 U STATES			4169	1206	
	26275	6929	330569	60576	
MUSTARD GROUND	LB				293
100 U KINGDOM	6420	2927	478663	194991	
400 U STATES	1780	526	162920	45274	
	8200	3453	641583	240265	
NUTMEGS AND MACE UNGROUND	LB				294
100 U KINGDOM			4375	1120	
225 TRINIDAD			3500	673	
228 LEEW WIND	20600	9088	362438	114802	
400 U STATES			13346	3862	
	20600	9088	383659	120457	
NUTMEGS AND MACE GROUND	LB				295
354 NETHRLNDS			66	67	
400 U STATES			1540	2069	
			1606	2136	
PEPPER UNGROUND	LB				296
100 U KINGDOM	10830	5103	161142	78528	
203 B E AFR	4370	1808	32214	12442	
211 NIGERIA	2248	327	20598	4430	
215 INDIA	162206	60650	1478492	859566	
218 MALAYA	29760	13812	560779	339942	
219 BEI OTHER	8480	4800	234624	167615	
347 JAPAN	19600	5332	60400	16264	
354 NETHRLNDS			5485	3068	
355 INDONESIA	4586	2344	20663	13000	
372 SPAIN			14300	4424	
400 U STATES	23094	9206	91717	41534	
	265174	103382	2680414	1540813	
SPICES N O P UNGROUND	LB				297
100 U KINGDOM			50014	19781	
217 CEYLON			14811	6021	
224 JAMAICA	21840	9341	88340	31471	
231 HONG KONG	44800	3398	403242	46875	
313 CHINA			22400	1415	
329 FR E IND			2393	741	
335 GERMANY W			13589	6892	
340 HUNGARY			5500	1526	
352 MEXICO			4432	674	
354 NETHRLNDS	11000	1332	64807	8326	
355 INDONESIA	2205	196	77397	6521	
400 U STATES	21700	1052	70032	9820	
	101545	15319	816957	140063	
GINGER AND SPICES N O P GROUND	LB				298
100 U KINGDOM	957	858	14585	11467	
215 INDIA			10756	2736	
231 HONG KONG			80	64	
335 GERMANY W			66	75	
340 HUNGARY			11000	3183	
354 NETHRLNDS	364	394	2145	1163	
372 SPAIN	33008	8305	327158	95359	

IMPORTS INTO CANADA FOR CONSUMPTION

Articles and Countries from which Imported	MONTH OF DECEMBER 1954		TWELVE MONTHS ENDED DECEMBER 1954		Class Number
	Quantities	Values (\$)	Quantities	Values (\$)	
376 SWITZRLND			2248	723	
388 YUGO SLAV			1100	354	
400 U STATES	18648	7266	205571	78116	
TONQUIN BEANS CRUDE	2977	16823	574709	193240	
225 TRINIDAD	LB		2157	1261	299
309 BRAZIL			8157	6335	
VANILLA BEANS CRUDE	LB		10314	7596	300
100 U KINGDOM			439	2399	
203 B E AFR			37	138	
228 LEEW WIND			1050	8589	
327 FRANCE			2603	21353	
352 MEXICO	943	9444	10233	90359	
400 U STATES	2248	22787	32702	220967	
SEEDS AROMATIC CRUDE	3191	32231	47064	343805	
100 U KINGDOM	LB		4713	657	301
215 INDIA	2240	165	17292	4070	
231 HONG KONG			1120	182	
327 FRANCE			582	99	
328 FR AFRICA			25241	1111	
337 GUATEMALA			754	1301	
352 MEXICO	2000	427	4208	807	
353 MOROCCO	11024	793	226872	13696	
353 NETHRLNDS	20350	3049	165197	22816	
372 SPAIN			1100	204	
400 U STATES	2082	546	56216	15826	
TEA BLACK	37696	4980	503265	60769	
100 U KINGDOM	LB		4373542	2801251	319
203 B E AFR	121829	88900	1947603	1018840	
215 INDIA	52525	31767	19871775	10277446	
217 Ceylon	524949	347931	16770175	8753018	
218 MALAYA	980770	614842	40465	20895	
231 HONG KONG	9685	5909	88733	52231	
307 BEL CONGO	7060	3991	10039	4503	
413 CHINA			2209	1641	
347 JAPAN	25000	9711	232639	82959	
354 NETHRLNDS	16462	12156	121328	78922	
355 INDONESIA	60059	37178	537682	264963	
363 PERU			5000	2684	
393 TAIWAN	38300	21229	377821	171482	
400 U STATES	4200	3068	84251	50237	
TEA GREEN	1840839	1177072	44421722	23581072	
100 U KINGDOM	LB		20940	12952	320
231 HONG KONG	2573	1690	12531	9191	
347 JAPAN	38910	10709	521887	192132	
354 NETHRLNDS			468	354	
400 U STATES			6171	3102	
VINEGAR	41483	12399	561997	217731	
100 U KINGDOM	GAL		248	1299	341
327 FRANCE	133	259	2376	4130	
344 ITALY	1152	2231	1152	2231	
347 JAPAN			45	59	
354 NETHRLNDS			52	143	
366 PORTUGAL			2956	112	
400 U STATES	475	550	53473	16003	
YEAST IN CAKES AND PACKAGES	1760	3040	61002	24677	
400 U STATES	LB		3869	3725	352
YEAST IN BULK	467	297	3869	3725	
400 U STATES	LB		41710	13800	353
HOPS	580	197	41710	13800	
100 U KINGDOM	LB		96303	77231	362
335 GERMANY W	1324	976	30000	15881	
388 YUGO SLAV			5581	4616	
400 U STATES	404952	207021	2133811	1207055	
LIQUORICE UNSWEETENED	406276	207997	2265695	1304783	
100 U KINGDOM	LB		776	134	364
354 NETHRLNDS			189	78	
400 U STATES	61085	11892	634184	117991	
MALT SYRUP AND EXTRACTS	61861	12026	635149	118203	
100 U KINGDOM	LB		29472	5694	365
400 U STATES	111680	21584	1344888	255037	
ESSENCES EXTRACTS N O P	141152	27278	1709814	319228	
100 U KINGDOM	GAL		60	592	367
327 FRANCE			873	8312	
335 GERMANY W	2	107	28	320	
400 U STATES	50	2089	8	439	
FOODSTUFFS TAR 18A 19 140A 206	112	2786	1611	27623	
400 U STATES		1235		36694	369
VEGETABLE FOOD PRODUCTS N O P		1235		10805	
100 U KINGDOM		134300		368673	390
231 HONG KONG		2639		34833	
306 BELGIUM				6813	
318 DENMARK				800	

IMPORTS INTO CANADA FOR CONSUMPTION

Articles and Countries from which Imported	MONTH OF DECEMBER 1954		TWELVE MONTHS ENDED DECEMBER 1954		Class Number
	Quantities	Values (\$)	Quantities	Values (\$)	
327 FRANCE		680		680	
335 GERMANY W				5376	
347 JAPAN		91		1460	
354 NEIHLNDS		371		21254	
376 SWITZRLND				2018	
392 SYRIA				867	
400 U STATES		194556		1995377	
		332637		2438151	



Articles and Countries from which Imported	MONTH OF DECEMBER 1954		TWELVE MONTHS ENDED DECEMBER 1954		Class Number
	Quantities	Values (\$)	Quantities	Values (\$)	
<u>GROUP 1</u>					
<u>AGRICULTURAL PRODUCTS</u>					
<u>B OTHER THAN FOOD</u>					
ALE BEER PORTER AND STOUT	GAL				1501
100 U KINGDOM	24048	30409	217165	275190	
318 DENMARK			1600	1144	
335 GERMANY W	1000	1411	1886	2668	
347 JAPAN	270	752	1582	4428	
354 NETHRLNDS	1000	811	2500	2027	
366 PORTUGAL			10	72	
389 IRELAND			200	251	
	26318	33383	224943	285780	
BRANDY	P GAL				1511
100 U KINGDOM	77	490	1008	8023	
207 UN SO AFR	3221	9592	83274	241407	
232 MALTA	340	1446	2768	13169	
234 AUSTRALIA	10258	32454	67095	206168	
327 FRANCE	12892	117460	141494	1195815	
336 GREECE	140	1188	916	8089	
344 ITALY	63	409	408	2754	
360 ISRAEL			280	4401	
366 PORTUGAL	1310	6208	17979	77824	
372 SPAIN	276	1804	2180	13747	
388 YUGO SLAV	503	3431	1321	8346	
400 U STATES			6211	15222	
	29080	174482	324934	1794965	
CORDIALS AND LIQUEURS N O P	P GAL				1512
100 U KINGDOM	3419	39348	20992	237945	
207 UN SO AFR			136	1265	
224 JAMAICA			140	1060	
225 TRINIDAD	4	86	1163	18501	
231 HONG KONG			109	2267	
234 AUSTRALIA	320	2822	1206	11227	
313 CHINA			24	584	
318 DENMARK	260	3615	3943	67897	
327 FRANCE	3359	42066	31476	353563	
344 ITALY			184	1864	
354 NETHRLNDS	2217	24669	17339	174902	
359 NORWAY	68	350	909	4549	
375 SWEDEN	49	165	442	1966	
376 SWITZRLND			73	1274	
384 P RICO	245	1270	1586	8227	
388 YUGO SLAV	195	1299	235	1573	
400 U STATES	40	418	230	1132	
	10176	116108	80187	889796	
GIN	P GAL				1513
100 U KINGDOM	9621	52866	91151	483745	
354 NETHRLNDS	658	2508	6636	24116	
400 U STATES			3	114	
	10279	55374	97790	507975	
RUM	P GAL				1514
100 U KINGDOM	80943	235530	430197	1494797	
221 B GUIANA	22101	31372	269742	382999	
223 BARBADOS	7338	28778	80745	262640	
224 JAMAICA	6440	24413	131599	372486	
225 TRINIDAD	5176	23948	58188	260737	
228 LEEW WIND			140	461	
234 AUSTRALIA			6824	13875	
316 CUBA	1525	16598	10217	111621	
327 FRANCE	135	1038	788	7290	
384 P RICO	3057	22853	41044	303757	
389 IRELAND	1341	1377	1341	1377	
	128056	385907	1030825	3212040	
WHISKY	P GAL				1515
100 U KINGDOM	111648	879501	882857	7044070	
224 JAMAICA	3	31	3	31	
234 AUSTRALIA	21	73	21	73	
304 ARGENTINA			39597	81917	
389 IRELAND			10297	43507	
400 U STATES	114891	220075	900998	1786561	
	226563	1099680	1833773	8956159	
ABSINTHE ALCOHOLIC LIQUORS N O P	P GAL				1516
327 FRANCE	33	265	71	519	
	33	265	71	519	
WINES N O M SPARKLING	GAL				1530
100 U KINGDOM	13195	70657	91890	449251	
205 RHOD NYAS	708	1108	708	1108	
207 UN SO AFR	13862	23741	182408	299675	
231 HONG KONG			341	1462	
232 MALTA	1396	2500	9192	14024	
234 AUSTRALIA	28788	61091	272400	547146	
306 BELGIUM	18	68	18	68	
312 CHILE	60	145	60	145	
327 FRANCE	39980	141873	267932	943536	
328 FR AFRICA	4164	5719	41755	57300	
335 GERMANY W	3215	15081	14901	69459	
336 GREECE	235	396	19953	22405	
340 HUNGARY	190	720	619	2376	
344 ITALY	14011	46936	132526	407204	
347 JAPAN			78	227	

IMPORTS INTO CANADA FOR CONSUMPTION

Articles and Countries from which Imported	MONTH OF DECEMBER 1954		TWELVE MONTHS ENDED DECEMBER 1954		Class Number
	Quantities	Values (\$)	Quantities	Values (\$)	
360 ISRAEL			762	2882	
366 PORTUGAL	23035	42700	169431	316353	
367 AZORES	399	1636	1977	7655	
372 SPAIN	11667	40544	74091	248313	
376 SWITZERLAND	250	946	2267	9573	
388 YUGOSLAVIA			77	200	
389 IRELAND			3922	20110	
400 U STATES	1626	5187	17110	51252	
	156799	461048	1304418	3471744	
WINES SPARKLING					1560
100 U KINGDOM			110	1235	
234 AUSTRALIA	200	1119	959	3076	
306 BELGIUM	50	663	455	6039	
327 FRANCE	4450	55519	32352	395071	
335 GERMANY W	72	360	755	3926	
344 ITALY	368	1651	2018	9593	
354 NETHERLANDS			148	1800	
366 PORTUGAL			227	2292	
400 U STATES	50	387	50	387	
	5190	59699	37074	423419	
GUMS AMBER AND ARABIC					1571
100 U KINGDOM	11200	1985	108915	14497	
214 A E SUDAN	66142	10028	90740	55847	
400 U STATES	17477	4617	360235	88527	
	94819	16630	859890	158871	
GUMS AUSTRO-COPAL DAMAR ETC					1572
100 U KINGDOM			830	10821	
218 MALAYA	346	1430	19882	90244	
234 AUSTRALIA			20	7971	
355 INDONESIA	47	742	148	2876	
400 U STATES	513	12917	3108	79422	
	906	15089	24078	191334	
GUMS BARBERRY ELEMENT GEDDA ETC					1573
100 U KINGDOM	1	159	187	7600	
215 INDIA			12	393	
232 MALTA			22	536	
342 IRAN	2	81	19	1598	
347 JAPAN	1	101	6	496	
376 SWITZERLAND	2	55	7	21	
400 U STATES	199	7744	4889	171271	
	205	8140	5142	182104	
BURGUNDY PITCH					1575
400 U STATES	5474	737	88118	12810	
	5474	737	88118	12810	
CHICLE OR SAPPATO GUM CRUDE					1576
337 GUATEMALA			451967	431424	
352 MEXICO			73782	77763	
400 U STATES	80951	37652	676093	319346	
	80951	37652	1201842	828533	
SHELLAC BLEACHED					1577
215 INDIA			82	3275	
335 GERMANY W			221	10939	
400 U STATES	95	5760	4024	217400	
	95	5760	4327	231614	
DRAGONS BLOOD					1578
400 U STATES			140	314	
			140	314	
LAC CRUDE SEED STICK AND SHELL					1579
100 U KINGDOM	41	1954	453	18653	
215 INDIA	255	10908	6400	209993	
335 GERMANY W			15	765	
371 THAILAND	1171	40435	17041	401107	
400 U STATES	256	7774	4009	124278	
	1723	61071	27918	754796	
RESIN OR ROSIN					1580
100 U KINGDOM	68	519	538	6121	
400 U STATES	22778	135930	281247	1749699	
	22846	136449	281785	1755820	
ROSIN SIZING					1581
400 U STATES	6862	73861	109629	1166225	
	6862	73861	109629	1166225	
WAX SEALING					1582
100 U KINGDOM				1390	
400 U STATES		2011		12846	
		2011		14236	
GUMS AND BLENDS N O P					1583
100 U KINGDOM	57714	11172	100165	24262	
354 NETHERLANDS			3000	1205	
400 U STATES	85414	37252	973416	337821	
	143128	48424	1076581	363288	
TALL OIL AND TALL OIL PITCH					1584
400 U STATES	3404	17716	39070	164992	
	3404	17716	39070	164992	
COTTON SEED CAKE AND MEAL					1591
323 EL SALVADOR			1400	4296	
400 U STATES	2003	6634	89914	305132	
	2003	6634	91314	309428	
LINSEED OIL CAKE AND MEAL					1592
400 U STATES	47517	163194	447895	1491056	
	47517	163194	447895	1491056	
PALM NUT CAKE AND MEAL					1593
400 U STATES			2080	6501	
			2080	6501	
SOYA BEAN OIL CAKE AND MEAL					1594
316 DENMARK			11035	50049	
400 U STATES	184179	618458	817246	3093454	
	184179	618458	828282	3143503	

IMPORTS INTO CANADA FOR CONSUMPTION

Articles and Countries from which Imported	MONTH OF DECEMBER 1954		TWELVE MONTHS ENDED DECEMBER 1954		Class Number
	Quantities	Values (\$)	Quantities	Values (\$)	
SOYA BEAN FLOUR 335 GERMANY W 400 U STATES	CWT 22 1230	283 13623	22 35430	283 300276	1595
PEANUT OIL CAKE AND MEAL	CWT		35452	300559	1596
CASTOR OIL NOT EDIBLE 100 U KINGDOM 215 INDIA 309 BRAZIL 363 PERU 400 U STATES	CWT 828 61 889	12190 1543 13733	9 670 29124 176 4780	184 8975 335750 2844 77611 425364	1601
CHINA FOOD OIL NOT EDIBLE 100 U KINGDOM 203 BEL AFR 231 HONG KONG 304 ARGENTINA 313 CHINA 354 NETHRLNDS 400 U STATES	CWT 2535 1 2536	63033 82 63115	22549 22 1288 598 4130 15710 347	370299 348 22536 13781 59204 274413 6229 746810	1602
COCONUT OIL NOT EDIBLE 100 U KINGDOM 217 CEYLON 400 U STATES	CWT 336 9102 8 9446	3869 112870 177 116916	5221 158392 1991 165604	75048 2126079 29487 2230614	1603
COTTON SEED OIL NOT EDIBLE 100 U KINGDOM 400 U STATES	CWT 55655 55655	665874 665874	3360 523825 527185	48793 6810173 6858966	1605
ESSENTIAL OIL N O P 100 U KINGDOM 203 BEL AFR 217 CEYLON 224 JAMAICA 225 TRINIDAD 228 LEEW WIND 231 HONG KONG 234 AUSTRALIA 306 BELGIUM 309 BRAZIL 318 DENMARK 327 FRANCE 335 GERMANY W 338 HAITI 344 ITALY 352 MEXICO 354 NETHRLNDS 362 PARAGUAY 372 SPAIN 376 SWITZRLND 400 U STATES	LB 27810 960 4200 700 450 1 584 200 5512 57 57682 98156	22165 1709 5268 2211 613 330 5676 44 8929 572 151996 200213	146987 1940 6200 2250 2989 3319 17640 280 1480 2865 1 13686 11233 304 1399 1325 8522 50 20274 10057 740950 993751	127045 3672 3708 11188 15254 15103 21727 1586 3732 4436 330 122166 4342 537 15708 6139 17405 207 29807 48349 2261720 2714161	1606
EUCALYPTUS OIL 234 AUSTRALIA 400 U STATES	LB		17029 5021 22050	11711 3363 15074	1607
FLAX SEED OR LINSEED OIL 100 U KINGDOM 400 U STATES	CWT 128 128	2112 2112	2048 993 3241	19097 23372 42469	1608
FOOTS OF COTTON SEED OR OLIVES 100 U KINGDOM 400 U STATES	CWT 12 12	328 328	40 1942 1982	487 23168 23655	1609
OLIVE OIL FOR MANUFACTURING 327 FRANCE 328 FR AFRICA 400 U STATES	CWT 4 4	119 119	220 176 242 638	4650 4120 6484 15254	1610
PALM AND PALM KERNEL OIL 100 U KINGDOM 211 NIGERIA 215 INDIA 218 MALAYA 307 BEL CONGO 327 FRANCE 335 GERMANY W 354 NETHRLNDS 389 IRELAND 400 U STATES	CWT 5594 7425 11452 16272 41 441 1216 42441	64204 63334 106636 142993 693 6837 12739 397436	51848 7711 14831 277177 141020 41 13360 4986 110 29669 540753	555913 70654 121528 2569631 1236662 693 116631 73842 1982 345581 5093117	1611
PEANUT OIL 215 INDIA 400 U STATES	CWT		9072 10584 19656	130674 185837 316511	1613
PEPPERMINT OIL 100 U KINGDOM 231 HONG KONG 347 JAPAN 400 U STATES	LB 240 7622 7862	1268 37289 38557	4204 10100 900 59238 74442	12767 28292 3856 340825 385740	1614
PERILLA OIL	CWT				1615
RESIN OIL 100 U KINGDOM	CWT		406	4564	1617

IMPORTS INTO CANADA FOR CONSUMPTION

Articles and Countries from which Imported	MONTH OF DECEMBER 1954		TWELVE MONTHS ENDED DECEMBER 1954		Class Number
	Quantities	Values (\$)	Quantities	Values (\$)	
400 U STATES	443	2895	5430	39728	1618
SESAME SEED OIL	443	2895	5836	44292	
251 HONG KONG	CWT 1	56	101	3721	1619
336 GREECE			4	111	
400 U STATES	4	156	199	5923	1620
SOYA BEAN OIL FOR MANUFACTURE	5	212	304	9755	
400 U STATES	10546	135747	116597	1624342	1621
VEGETABLE OIL N O P NOT EDIBLE	10546	135747	116597	1624342	
100 U KINGDOM			146	3073	1622
354 NETHRLNDS			638	14580	
400 U STATES	12632	185777	159864	2460556	1623
RAPE SEED OIL	12632	185777	160648	2478209	
100 U KINGDOM	CWT 44	1020	44	1020	1624
CASHEW NUT SHELL OIL	44	1020	44	1020	
400 U STATES			1331	25609	1625
OLEIC ACID OIL			1331	25609	
309 BRAZIL	CWT 84	1362	479	8609	1626
400 U STATES			223	4204	
SUNFLOWER SEED OIL	84	1362	702	12813	1627
386 URUGUAY			6793	94447	
VEGETABLE OILS FOR TEXTILES			6793	94447	1628
376 SWITZRLND	CWT		21	3772	
400 U STATES	1508	25901	18097	330498	1629
LEMON OIL AND ORANGE OIL	1508	25901	18118	334270	
100 U KINGDOM	LB		325	2873	1630
207 UN SO AFK			300	497	
215 INDIA			1120	1370	1631
224 JAMAICA	2000	2034	8000	8353	
225 TRINIDAD			400	1340	1632
234 AUSTRALIA			112	395	
304 ARGENTINA			390	1372	1633
306 BELGIUM			693	567	
335 GERMANY W			5909	15663	1634
344 ITALY	200	1250	10362	49334	
352 MEXICO			400	1160	1635
354 NETHRLNDS			31470	123476	
376 SWITZRLND			365	11763	1636
400 U STATES	5821	20828	88729	248184	
SPEARMINT OIL	8021	24112	148575	466347	1637
400 U STATES	LB 4433	17769	33676	184896	
ROSE BUSHES NOP	4433	17769	33676	184896	1638
100 U KINGDOM	NO		16385	6376	
306 BELGIUM		3313	82848	12781	1639
318 DENMARK	20474		10520	1608	
327 FRANCE			1393	317	1640
335 GERMANY W			5725	1003	
354 NETHRLNDS	97146	18852	642332	113255	1641
400 U STATES	427	310	292119	110588	
BUSHES ROOTS AND VINES N O P	118047	22475	1051322	245928	1642
327 FRANCE	NU		21860	994	
354 NETHRLNDS		553	7663	1132	1643
400 U STATES	4050	2546	659290	31368	
APPLE TREES N O P	56000	3099	688813	33494	1644
306 BELGIUM	NU		700	198	
354 NETHRLNDS		215	2681	1132	1645
400 U STATES	358	610	29401	20073	
PEACH TREES AND JUNE BUDS NOP	790	825	32782	21403	1646
400 U STATES	NU		54102	24649	
FRUIT TREES N O P			54102	24649	1647
306 BELGIUM	NU		1429	623	
354 NETHRLNDS	354	159	3181	1400	1648
400 U STATES	280	168	36883	22388	
AZALEAS RHODODENDRONS ETC	33	106	41493	24411	1649
100 U KINGDOM	667	433			
220 BERMUDA		1815		8065	1650
224 JAMAICA				328	
231 HONG KONG				164	1651
306 BELGIUM		27449		5180	
318 DENMARK				175645	1652
327 FRANCE				150	
334 ST PIERRE				9354	1653
335 GERMANY W		362		300	
344 ITALY				2174	1654
347 JAPAN		1092		8236	
354 NETHRLNDS		5690		6084	1655
400 U STATES		46711		656962	
PALMS FERNS FIGUS CANNAS ETC		83119		451254	1656
100 U KINGDOM				1323896	
306 BELGIUM		660		1189	1657
				4690	

IMPORTS INTO CANADA FOR CONSUMPTION

Articles and Countries from which Imported	MONTH OF DECEMBER 1954		TWELVE MONTHS ENDED DECEMBER 1954		Class Number
	Quantities	Values (\$)	Quantities	Values (\$)	
347 JAPAN 354 NETHRLNDS 400 U STATES		1481 306		162 48315 10426	1664
TULIP BULBS		2447		44782	
306 BELGIUM 318 DENMARK 327 FRANCE 347 JAPAN 354 NETHRLNDS 400 U STATES				4596 8420 124 1160 530990 9591	1665
GLADIOLI BULBS				554881	
347 JAPAN 354 NETHRLNDS 400 U STATES		471 56		1414 54650 9787	1666
FLOWERS AND FOLIAGE CUT		527		65651	
100 U KINGDOM 220 BERMUDA 234 AUSTRALIA 327 FRANCE 335 GERMANY W 344 ITALY 354 NETHRLNDS 383 HAWAII 400 U STATES		372		3034 2132 1154 1729 1723 2884 8997 2186 971454	1668
TREES SEEDLING STOCK		110642		993293	
100 U KINGDOM 306 BELGIUM 318 DENMARK 327 FRANCE 335 GERMANY W 354 NETHRLNDS 400 U STATES		202		913 820 542 4102 235 12667 23499	1669
FLORIST OR NURSEHY STOCK N O P		1613		42778	
100 U KINGDOM 215 INDIA 231 HUNG KONG 306 BELGIUM 318 DENMARK 327 FRANCE 335 GERMANY W 344 ITALY 347 JAPAN 352 MEXICO 354 NETHRLNDS 400 U STATES		96 210		1606 485 96 19483 4435 3362 8297 822 491 713 449141 372003	1680
LATEX NATURAL OR SYNTHETIC	LB	40288		862934	
100 U KINGDOM 218 MALAYA 335 GERMANY W 400 U STATES		39994 750 281473	49890 3576142 750 7433438	12224 975842 280 2340545	1681
BALATA CRUDE	LB	321747	11060220	3328891	
309 BRAZIL 400 U STATES		1256	10635 5277	4026 5233	1682
GUTTA PERCHA UNMANUFACTURED	LB	3131	15912	9259	
100 U KINGDOM 400 U STATES		133	245 3078	133 6058	1683
RUBBER CRUDE CAOUTCHOUC	LB	245	3323	6191	
100 U KINGDOM 211 NIGERIA 217 CEYLON 218 MALAYA 219 BEL DUTHER 329 FKE IND 355 INDONESIA 371 THAILAND 400 U STATES		21267 114402 1675526	533050 369600 3560183 72439450 22400 230576 551919 22400 6781541	119510 55093 621613 13786371 4697 43444 101198 5031 1640421	1684
COMB BLANKS OF HARK RUBBER		2071119	84511119	16377378	
305 AUSTRIA 400 U STATES				3665 4159 7824	1687
RUBBER POWDERED WASTE OR JUNK	CWT	1131	1481 100 50	13255 2644 3755	
100 U KINGDOM 218 MALAYA 354 NETHRLNDS 400 U STATES		6339 34363	62599 64230	394133 413787	1688
RUBBER RECOVERED	CWT	34363	64230	413787	
100 U KINGDOM 400 U STATES		8745 149954	9364 194821	80820 1679676	1689
RUBBER SUBSTITUTE OR SYNTHETIC	CWT	158699	204185	1760496	
335 GERMANY W 400 U STATES		4961 163344	20 61794	1258 2103087	1690
RUBBER THREAD NOT COVERED	LB	163344	61814	2104345	
100 U KINGDOM			8279	9514	

IMPORTS INTO CANADA FOR CONSUMPTION

Articles and Countries from which Imported	MONTH OF DECEMBER 1954		TWELVE MONTHS ENDED DECEMBER 1954		Class Number
	Quantities	Values (\$)	Quantities	Values (\$)	
400 U STATES	4341	8079	135062	217698	
HARD RUBBER STRIP SHEET ROD	4341	8079	143341	227212	
100 U KINGDOM					1691
400 U STATES					
BATHING SHOES RUBBER					
100 U KINGDOM			60	60	1700
335 GERMANY W			3204	1347	
400 U STATES			2003	1611	
BELTING RUBBER			5267	3018	
100 U KINGDOM		2005		22177	1701
327 FRANCE				2564	
335 GERMANY W		141		700	
354 NETHRLNDS				869	
375 SWEDEN				167	
400 U STATES		22396		345746	
CANVAS SHOES RUBBER SOLES		24542		372223	
100 U KINGDOM					1702
215 INDIA			154541	101785	
231 HONG KONG	59814	37507	129370	67262	
306 BELGIUM			717202	462065	
317 CZECHO S			2001	1837	
344 ITALY			400	188	
347 JAPAN			284	599	
354 NETHRLNDS			1100	905	
400 U STATES			14995	14588	
BOOTS AND SHOES RUBBER N O P	171	641	12469	20523	
100 U KINGDOM	59985	38148	1062362	669752	1703
218 MALAYA					
231 HONG KONG					
317 CZECHO S					
327 FRANCE					
335 GERMANY W					
353 MOROCCO					
354 NETHRLNDS					
376 SWITZRLND					
400 U STATES					
CEMENT RUBBER					
100 U KINGDOM				2968	1704
318 DENMARK				151	
327 FRANCE				677	
335 GERMANY W		78		3551	
400 U STATES		22742		1050914	
CLOTHING RUBBER N O P				1058261	
100 U KINGDOM		36154		55732	1705
327 FRANCE		240		587	
335 GERMANY W				292	
359 NORWAY				1189	
400 U STATES		9712		118076	
GLOVES RUBBER		46106		175876	
100 U KINGDOM					1706
317 CZECHO S					
335 GERMANY W					
347 JAPAN					
354 NETHRLNDS					
400 U STATES					
GOLF BALLS					
100 U KINGDOM					1707
400 U STATES					
HEELS RUBBER					
100 U KINGDOM					1708
335 GERMANY W					
400 U STATES					
HOSE RUBBER OR RUBBER LINED					
100 U KINGDOM					1709
327 FRANCE					
335 GERMANY W					
354 NETHRLNDS					
375 SWEDEN					
381 ALASKA					
400 U STATES					
WATER BOTTLES RUBBER					
100 U KINGDOM					1710
305 AUSTRIA					
317 CZECHO S					
335 GERMANY W					
400 U STATES					
MATERIALS FOR SEALING COMPOUND					
400 U STATES					1711
MATS AND MATTING RUBBER					
100 U KINGDOM					1712
305 AUSTRIA					
327 FRANCE					

IMPORTS INTO CANADA FOR CONSUMPTION

Articles and Countries from which Imported	MONTH OF DECEMBER 1954		TWELVE MONTHS ENDED DECEMBER 1954		Class Number
	Quantities	Values (\$)	Quantities	Values (\$)	
335 GERMANY W		157		4576	
354 NETHRLNDS		2456		23145	
375 SWEDEN		60		60	
400 U STATES		67232		853771	
PACKING RUBBER		72802		699334	
100 U KINGDOM		727		12115	1713
335 GERMANY W				7961	
375 SWEDEN				746	
400 U STATES		20372		293265	
RAINCOATS RUBBER		21099		314087	
100 U KINGDOM	NU	9	80	27	330
400 U STATES				337	1343
TIRE CASINGS FOR BICYCLES		9	80	364	1673
100 U KINGDOM	NU	7470	5142	111316	90005
306 BELGIUM				1254	862
317 CZECHO S				500	296
327 FRANCE		500	321	2869	8198
335 GERMANY W		912	739	35426	23898
344 ITALY		300	735	1415	2801
354 NETHRLNDS		7294	4462	38313	23986
359 NORWAY				3300	2499
375 SWEDEN		52	59	4612	4772
400 U STATES		34	106	5388	7083
TIRE CASINGS N O P		16472	11564	214398	164400
100 U KINGDOM	NU	328	4465	6672	70660
327 FRANCE		177	11976	5020	408150
335 GERMANY W				8	160
344 ITALY				25	91
375 SWEDEN		4700	10615	23250	50628
381 ALASKA				35	1918
400 U STATES		15731	278749	183218	3520347
TIRES INNER TUBES N O P		20936	305805	218228	4051954
100 U KINGDOM	NU	195	406	4728	5644
327 FRANCE		161	728	2454	12451
375 SWEDEN		4500	2533	21610	12789
400 U STATES		3781	11250	38468	124323
TIRES SOLID AUTOMOBILE		8637	14917	67260	155207
400 U STATES	NU	31	622	822	18898
TIRES SOLID RUBBER N O P		31	622	822	18898
100 U KINGDOM			1261		31003
400 U STATES			5574		121077
MANUFACTURES OF RUBBER N O P			6835		152080
100 U KINGDOM			14190		228094
318 MALAYA			18220		119383
234 AUSTRALIA					604
305 AUSTRIA			589		1726
306 BELGIUM					3002
318 DENMARK					1523
327 FRANCE					4880
335 GERMANY W			931		51256
344 ITALY			560		2917
347 JAPAN			1361		23611
354 NETHRLNDS			1084		9026
375 SWEDEN			287		6417
376 SWITZRLND					364
400 U STATES			367384		4527137
TIRES INNER TUBES BICYCLE			404606		4979940
100 U KINGDOM	NU	2340	965	35401	12493
306 BELGIUM				254	63
327 FRANCE		207	60	8553	3343
335 GERMANY W		11300	2843	100833	28034
344 ITALY		512	373	1425	1748
347 JAPAN		600	147	9200	2397
354 NETHRLNDS		5441	1515	36620	10186
359 NORWAY				1496	514
375 SWEDEN				2010	768
400 U STATES				4274	1893
GASKETS AND WASHERS RUBBER		20443	5903	200066	61439
100 U KINGDOM			91		9496
327 FRANCE					80
375 SWEDEN			103		103
376 SWITZRLND			104		104
400 U STATES			59507		634566
DRUGGISTS SUNDRIES RUBBER			59805		644349
100 U KINGDOM			2231		35411
305 AUSTRIA			692		5066
317 CZECHO S			373		1770
327 FRANCE					795
335 GERMANY W			479		6952
347 JAPAN			170		1826
354 NETHRLNDS					6298
400 U STATES			61869		834274
TIRE REPAIR MATERIAL OF RUBBER			65814		893392
100 U KINGDOM					9879

IMPORTS INTO CANADA FOR CONSUMPTION

Articles and Countries from which Imported	MONTH OF DECEMBER 1954		TWELVE MONTHS ENDED DECEMBER 1954		Class Number
	Quantities	Values (\$)	Quantities	Values (\$)	
327 FRANCE				381	
335 GERMANY W		1285		128638	
400 U STATES		31629		324224	
		32914		463122	
NURSING NIPPLES RUBBER	GRUSS				1725
100 U KINGDOM	540	1555	1911	5610	
400 U STATES	414	6613	4973	63069	
	954	8168	6884	68679	
FLOORING AND TILE OF RUBBER	SM YD				1726
100 U KINGDOM	1859	4058	3106	7113	
400 U STATES	3576	7671	74644	168601	
	5435	11729	77750	175714	
V BELTS CHIEFLY OF RUBBER					1727
100 U KINGDOM		270		14842	
317 CZECHO S		160		2225	
335 GERMANY W				1166	
400 U STATES		67834		620183	
		68264		638416	
SOLES SOLING MATERIALS RUBBER					1728
100 U KINGDOM				20122	
217 CEYLON				24954	
218 MALAYA				4100	
335 GERMANY W		633		4465	
344 ITALY				592	
400 U STATES		38431		435677	
		39064		489910	
AUTOMOTIVE PARTS OF RUBBER NOP					1729
100 U KINGDOM		1904		11851	
400 U STATES		112369		1154714	
		114273		1166565	
WEATHERSTRIPPING OF RUBBER					1730
100 U KINGDOM		834		1518	
400 U STATES		79387		703008	
		80221		704526	
ANNATTO SEED	LB				1741
224 JAMAICA	2240	452	2240	452	
320 DOM REP			5000	634	
400 U STATES			4395	569	
	2240	452	11835	1655	
SUGAR BEET SEED	LB				1744
335 GERMANY W			125000	25494	
400 U STATES	336730	52185	532585	84178	
	336730	52185	657585	109672	
SEEDS FOR BLENDING	LB				1746
100 U KINGDOM			38214	3284	
215 INDIA	10280	895	118943	14858	
234 AUSTRALIA			180572	9501	
304 ARGENTINA	66167	6663	347869	30780	
306 BELGIUM			11200	1063	
353 MONOCCO			644811	44872	
354 NETHRLNDS	300	60	24899	2165	
372 SPAIN			17637	2003	
400 U STATES	42822	3947	1309962	67001	
	119569	11565	2694107	175527	
COTTON SEED	CWT				1747
CLOVER SEED	LB				1750
100 U KINGDOM			7519	4947	
236 NEW ZEAL			171125	101454	
318 DENMARK			6600	3498	
327 FRANCE	121040	38435	226845	64952	
354 NETHRLNDS			121637	49737	
389 IRELAND			3039	1776	
400 U STATES	977989	453396	1927142	886238	
	1099029	491831	2463907	1112602	
FLAX SEED	BUSH				1751
353 MONOCCO			197	1207	
400 U STATES			46	265	
			243	1472	
BENT GRASS SEED	LB				1753
100 U KINGDOM			4919	3918	
236 NEW ZEAL	4480	3592	105711	69773	
318 DENMARK			5500	3356	
335 GERMANY W	20205	11471	194118	111636	
400 U STATES	24685	15063	310248	188683	
GRASS SEED TIMOTHY	LB				1754
100 U KINGDOM			4100	2102	
326 FINLAND			120680	16974	
400 U STATES	42951	9176	643412	75947	
	42951	9176	768192	95023	
GRASS SEED N O P	LB				1755
100 U KINGDOM			65617	19547	
236 NEW ZEAL	11200	4197	96645	43086	
318 DENMARK	59473	22269	607583	189046	
354 NETHRLNDS	4400	1434	22650	5773	
375 SWEUEN			3110	1158	
400 U STATES	229487	42964	1390852	341025	
	304560	70864	2186457	599635	
MILLET AND RAPE SEED	LB				1756
100 U KINGDOM	23190	2513	34347	4031	
234 AUSTRALIA	67452	2872	271532	13499	
304 ARGENTINA			11023	350	
318 DENMARK			4000	407	
344 ITALY	2205	495	2205	495	
353 MONOCCO			296922	13088	
354 NETHRLNDS	12996	1099	26201	2157	

IMPORTS INTO CANADA FOR CONSUMPTION

Articles and Countries from which Imported	MONTH OF DECEMBER 1954		TWELVE MONTHS ENDED DECEMBER 1954		Class Number		
	Quantities	Values (\$)	Quantities	Values (\$)			
MUSHROOM SPAWN	400 U STATES	9535	773	684471	34075	1757	
		115378	7752	1330701	58102		
PEAS AND BEANS SEED	400 U STATES		10189		71944	1758	
	100 U KINGDOM		10189		71944		
SEED POTATOES	400 U STATES			18371	2292	1759	
				18371	2292		
SEEDS 5 DOLLARS OR OVER PER LB	400 U STATES	CWT	1650	3360	17185	24369	1762
			1650	3360	17185	24369	
GARDEN FIELD ROOT SEEDS N O P	100 U KINGDOM			265	697	1766	
	215 INDIA			380	380		
	318 DENMARK			281	804		
	327 FRANCE				181		
	347 JAPAN			138	381		
	354 NETHRLNDS			1463	4640		
	400 U STATES			12959	83633		
				15486	90716		
	100 U KINGDOM			2063	15718		
	215 INDIA			217	5490		
	231 HONG KONG			702	49679		
	236 NEW ZEAL				185		
	304 ARGENTINA				1554		
	306 BELGIUM			243	1451		
	312 CHILE				2642		
	318 DENMARK			714	27951		
	327 FRANCE			88	1545		
	328 FR AFRICA				2291		
	335 GERMANY W				176		
	344 ITALY			163	3539		
	347 JAPAN				1014		
	354 NETHRLNDS			8566	64986		
	358 NICARAGUA				22819		
	365 POLAND			6475	6475		
	391 LEBANON			1042	1042		
	400 U STATES			112170	584853		
				132443	793410		
TOBACCO TURKISH UNSTEMMED	205 RHOD NYAS	LB		1326	487	1776	
	336 GREECE		3282	3185	39914		38683
	379 TURKEY		21223	15313	272378		201104
	400 U STATES		241	207	1061		883
			24746	18705	314679		241157
TOBACCO TURKISH STEMMED		LB				1777	
TOBACCO FLUE CURED UNSTEMMED	400 U STATES	LB	3652	3383	27979	24456	1778
CIGAR LEAF UNSTEMMED	316 CUBA	LB	3652	3383	27979	24456	1779
	355 INDONESIA		4902	22489	74030	197712	
	400 U STATES		38883	124991	477670	1535367	
			43785	147480	553619	1748532	
TOBACCO N O P UNSTEMMED	392 SYRIA	LB	6497	1879	46997	13999	1780
	400 U STATES		547	217	36230	21667	
TOBACCO FLUE CURED STEMMED		LB	7044	2096	83227	35666	1781
CIGAR LEAF STEMMED	316 CUBA	LB	31464	40427	383062	517287	1782
	384 PHICO				1761	902	
	400 U STATES		2693	925	46719	25082	
TOBACCO N O P STEMMED	400 U STATES	LB	34157	41352	431542	543271	1783
					3280	2832	
CIGARS	100 U KINGDOM	LB			3280	2832	1784
	224 JAMAICA		59	640	121	464	
	306 BELGIUM		88	338	119	1248	
	316 CUBA		1193	11524	88	338	
	320 DOM REP				6814	62808	
	335 GERMANY W		119	210	34	175	
	354 NETHRLNDS		2164	7266	214	649	
	376 SWITZRLND				22992	74811	
	400 U STATES		4138	11213	837	2106	
			7761	31191	48132	113547	
					79351	256146	
CIGARETTES	100 U KINGDOM	LB	2619	7358	24304	52414	1785
	322 EGYPT				74	150	
	327 FRANCE		178	258	2913	3509	
	400 U STATES		66953	109675	916065	1460160	
SNUFF	100 U KINGDOM	LB	69750	117291	943356	1516233	1786
TOBACCO CUT	100 U KINGDOM	LB			1820	5404	1787
	207 UN SO AFR				1820	5404	
	231 HONG KONG		7710	15228	75003	140641	
	354 NETHRLNDS		100	123	240	145	
	389 IRELAND		2382	1512	1250	1967	
			100	174	16381	10913	
					100	174	

IMPORTS INTO CANADA FOR CONSUMPTION

Articles and Countries from which Imported	MONTH OF DECEMBER 1954		TWELVE MONTHS ENDED DECEMBER 1954		Class Number
	Quantities	Values (\$)	Quantities	Values (\$)	
400 U STATES	6519	7633	208586	264700	
TOBACCO MANUFACTURED N O P	16811	24670	301560	418540	
100 U KINGDOM	LB 1080	982	11187	10464	1788
231 HONG KONG			100	168	
400 U STATES	1550	930	19608	11869	
LOCUST BEANS LOCUST BEAN MEAL	2630	1912	30895	22501	
344 ITALY	LB 22046	1779	22046	1779	1811
400 U STATES			23686	4585	
BRISTLES N U P	22046	1779	45732	6364	
BROOM CORN	LB				1812
340 HUNGARY				21399	1813
344 ITALY		48663		304753	
388 YUGO SLAV				86775	
400 U STATES		89333		526834	
CATTLE FOOD WITH MOLASSES		137996		939761	
400 U STATES		74		4076	1815
DRUGS CRUDE BARKS FLOWERS		74		4076	
100 U KINGDOM		212		2251	1816
207 UN SO AFR				2989	
215 INDIA		194		5049	
224 JAMAICA		850		1096	
231 HONG KONG		2964		36807	
304 ARGENTINA				322	
306 BELGIUM		1548		4351	
309 BRAZIL		291		954	
314 COLOMBIA				436	
317 CZECHO S				249	
322 EGYPT				828	
327 FRANCE				5005	
335 GERMANY W		345		15771	
339 HONDURAS				3352	
340 HUNGARY				315	
344 ITALY				168	
352 MEXICO				257	
354 NETHRLNDS				357	
363 PERU				960	
372 SPAIN				136	
376 SWITZRLND				143	
400 U STATES		12509		142145	
GLUE VEGETABLE	LB	18913		223941	1817
100 U KINGDOM			155	275	
400 U STATES	3229	616	21299	3952	
HAY AND STRAW	3229	616	21454	4227	
400 U STATES	TON 986	28000	11529	329322	1818
IVORY NUTS	986	28000	11529	329322	
321 ECUADOR				2316	1819
MUCILAGE AND ADHESIVE PASTE				2316	
100 U KINGDOM	LB 3911	577	21947	6215	1824
400 U STATES	5700	1612	259781	62365	
PALM LEAF UNMANUFACTURED	9611	2189	281728	68580	
400 U STATES				19352	1825
RDOTS MEDICINAL ALKANET JALAP				19352	
100 U KINGDOM				707	1827
231 HONG KONG		531		5025	
327 FRANCE		138		10900	
361 PANAMA				1053	
400 U STATES		854		12993	
STARCH AND PREPARATIONS M O P		1523		30678	
100 U KINGDOM	LB 720	119	3672	718	1828
231 HONG KONG	1800	230	16333	2568	
335 GERMANY W	499	143	1294	308	
347 JAPAN			1455	113	
354 NETHRLNDS			211155	23703	
400 U STATES	595079	61738	5802520	551525	
STARCH POTATO POTATO FLOUR	598098	62230	6036429	578935	
100 U KINGDOM	LB 5512	380	47588	3576	1829
354 NETHRLNDS			192309	13739	
365 POLAND			56026	4064	
400 U STATES	64000	6135	1775461	195522	
STARCH FOR PASTE	69512	6515	2071384	216901	
231 HONG KONG	LB		2200	361	1830
TAR PINE CRUDE IN BULK			2200	361	
100 U KINGDOM	GAL		24040	5609	1832
380 USSR			225	169	
400 U STATES	11835	4855	250966	96699	
TEASELS	11835	4855	275231	102477	
100 U KINGDOM				404	1833
327 FRANCE				778	
400 U STATES				9581	
				10763	

IMPORTS INTO CANADA FOR CONSUMPTION

Articles and Countries from which Imported	MONTH OF DECEMBER 1954		TWELVE MONTHS ENDED DECEMBER 1954		Class Number
	Quantities	Values (\$)	Quantities	Values (\$)	
TURPENTINE RAW OR CRUDE 400 U STATES	LB		43400	2015	1834
TURPENTINE SPIRITS OF 100 U KINGDOM 400 U STATES	GAL		27	269	1835
		107900	69765	1565639	868948
		107900	69765	1565666	869217
VEGETABLE PRODUCTS N O P 100 U KINGDOM 231 HONG KONG 318 DENMARK 327 FRANCE 335 GERMANY W 344 ITALY 347 JAPAN 352 MEXICO 354 NETHRLNDS 376 SWITZRLND 400 U STATES				11600 8918 1300 1338 10525 902 835 128 27021 64	1836
			8900	187219	
			9788	249850	
VEGETABLE COLOURING 100 U KINGDOM 335 GERMANY W 354 NETHRLNDS 400 U STATES				18179 213 323	1839
			8248	181594	
			10610	200309	
DEXTRINE STARCH MIXTURES N O P 100 U KINGDOM 309 BRAZIL 354 NETHRLNDS 400 U STATES	LB		737996 7140	60655 1194	1840
		78400	5867	1084645	80332
		102857	7030	990680	96963
		57332	6166	2820461	239144
		238589	19063		
DEXTRINE STARCH NOT A PASTE 231 HONG KONG 400 U STATES	LB		800	96	1841
			500	216	3556
			1300	312	47800
DISTILLERS SOLUBLES 400 U STATES				3652	1842
			15336	207506	
VEGETABLE FLOUR N O P NOT EDIBLE 100 U KINGDOM 231 HONG KONG 309 BRAZIL 335 GERMANY W 355 INDONESIA 371 THAILAND 400 U STATES				675 997 26604 1591 1494 5748	1843
			21076	314214	
			21216	351323	
NON FOODS TAR 68A 206 662 809 400 U STATES				233	1844
				10178	
				233	10178
VEGETABLE FLAVOURINGS 100 U KINGDOM 232 MALTA 327 FRANCE 335 GERMANY W 336 GREECE 344 ITALY 352 MEXICO 354 NETHRLNDS 372 SPAIN 379 TURKEY 388 YUGO SLAV 400 U STATES				7815 573 18195 2129 376 4575 52 7126 400 3484 1203	1845
			1659	296343	
			600	4575	
			52	52	
			883	7126	
				400	
				3484	
				1203	
			16826	296343	
			20020	342271	
SIZING PREPARATIONS N O P 400 U STATES	LB				1846
		146003	11177	1545919	164686
		146003	11177	1545919	164686

IMPORTS INTO CANADA FOR CONSUMPTION

Articles and Countries from which Imported	MONTH OF DECEMBER 1954		TWELVE MONTHS ENDED DECEMBER 1954		Class Number
	Quantities	Values (\$)	Quantities	Values (\$)	
<u>GROUP 2</u>					
<u>ANIMALS AND ANIMAL PRODUCTS</u>					
CATTLE PURE BRED					
100 U KINGDOM	NU 13	6008	229	164610	2012
400 U STATES	134	61688	1273	916380	
	147	67696	1502	1080990	
BABY CHICKS AND TURKEY POULIS					
400 U STATES	NO 14370	4680	618011	236301	2013
	14370	4680	618011	236301	
DOGS PURE BRED					
100 U KINGDOM	NU 4	407	68	9681	2014
220 BERMUDA	1	150	1	150	
327 FRANCE			1	70	
335 GERMANY W			2	350	
375 SWEDEN	2	120	2	120	
387 VENEZUELA	2	100	2	100	
389 IRELAND			1	429	
400 U STATES	22	3037	240	27430	
	31	3814	317	38330	
FOWLS DOMESTIC PURE BRED					
400 U STATES	NO 75	150	337	2072	2015
	75	150	337	2072	
HORSES PURE BRED					
100 U KINGDOM	NU 4	782	18	73351	2016
400 U STATES	3	5748	58	97849	
	7	6530	76	171200	
RABBITS PURE BRED					
400 U STATES	NO		3	55	2019
			3	55	
SHEEP PURE BRED					
100 U KINGDOM	NU 13	1882	69	8407	2020
400 U STATES	1	150	47	3533	
	14	2032	116	11940	
ANIMALS FOR IMP OF STOCK N O P					
100 U KINGDOM	NU 2	136	3	308	2021
400 U STATES			33	2548	
	2	136	36	2856	
HORSES N O P					
100 U KINGDOM	NO 12	2136	35	22953	2035
354 NETHRLNDS			5	4000	
389 IRELAND			1	1252	
400 U STATES	182	198781	1974	1010675	
	194	200917	2015	1038880	
LIVESTOCK N O P					
400 U STATES	NO 380	15975	12043	291881	2037
	380	15975	12043	291881	
BEEES					
400 U STATES				326329	2041
				326329	
FOXES					
	NO				2042
LEECHES					
400 U STATES				244	2043
				244	
PIGEONS HOMING AND PHEASANTS					
100 U KINGDOM		180		288	2044
400 U STATES		562		4007	
		742		4295	
TURTLES					
400 U STATES		539		9557	2045
		539		9557	
ALL OTHER ANIMALS LIVING N O P					
100 U KINGDOM		129		5907	2046
215 INDIA				750	
234 AUSTRALIA				653	
306 BELGIUM				227	
309 BRAZIL				410	
318 DENMARK				194	
327 FRANCE				143	
335 GERMANY W		50		6037	
354 NETHRLNDS		4032		15006	
363 PERU				234	
400 U STATES		24199		397638	
		28410		427199	
MINK					
400 U STATES	NO 266	24814	1404	132071	2047
	266	24814	1404	132071	
BONES CRUDE					
100 U KINGDOM	CWT 4	273	4	273	2051
215 INDIA			45	1775	
327 FRANCE			22	858	
328 FR AFRICA			33	1308	
400 U STATES	1388	6246	4350	29920	
	1392	6519	4454	34134	
BONE DUST CHARRED BONE					
100 U KINGDOM	CWT 2874	9270	52597	107357	2052
234 AUSTRALIA			1000	2529	
400 U STATES	4	65	4066	54711	
	2878	9335	57663	164597	
BONE PITCH CRUDE ONLY					
400 U STATES	CWT 682	3907	4306	28438	2053
	682	3907	4306	28438	

IMPORTS INTO CANADA FOR CONSUMPTION

Articles and Countries from which Imported	MONTH OF DECEMBER 1954		TWELVE MONTHS ENDED DECEMBER 1954		Class Number
	Quantities	Values (\$)	Quantities	Values (\$)	
CHARCOAL ANIMAL FOR SUGAR					
100 U KINGDOM	CWT 1132	9857	19660	184137	2054
322 EGYPT			3360	27995	
354 NETHRLNDS			2211	11424	
	1132	9857	25231	193556	
IVORY AND MANUFACTURES					2063
100 U KINGDOM		769		4586	
215 INDIA		59		308	
231 HONG KONG		120		441	
347 JAPAN				2075	
400 U STATES		336		2948	
		1284		10358	
BUTTON BLANKS OF SHELL ROUGH					2071
231 HONG KONG				3166	
347 JAPAN				532	
				3698	
SHELLS UNMANUFACTURED FOSSILS					2073
100 U KINGDOM		6675		62667	
215 INDIA				81	
227 BAHAMAS		249		249	
234 AUSTRALIA				1303	
335 GERMANY W				7364	
344 ITALY				118	
354 NETHRLNDS		99		3855	
400 U STATES		3231		30233	
		10254		105870	
SHELLS N O P CRUSHED OR GROUND	CWT				2074
400 U STATES			445	1175	
			445	1175	
OYSTER SHELLS CRUSHED OR NOT	CWT				2075
400 U STATES	53827	30892	697723	368765	
	53827	30892	697723	368765	
FEATHERS NATURAL					2081
100 U KINGDOM		55		3740	
207 UN SO AFR				1906	
231 HONG KONG		8650		55654	
317 CZECHO S				3701	
318 DENMARK				377	
327 FRANCE				1354	
335 GERMANY W				5063	
347 JAPAN				146	
400 U STATES		1575		58536	
		10280		130477	
BADMINTON SHUTTLECOCKS BIRDS	GROSS				2083
100 U KINGDOM	81	2327	446	11887	
215 INDIA			64	750	
216 PAKISTAN			313	3287	
318 DENMARK			21	660	
335 GERMANY W			42	440	
347 JAPAN			8	86	
400 U STATES	125	4075	960	30581	
	206	6402	1854	47691	
MANUFACTURES OF FEATHERS N O P					2084
100 U KINGDOM		271		3550	
207 UN SO AFR				789	
216 PAKISTAN				800	
317 CZECHO S				186	
327 FRANCE				10069	
335 GERMANY W				9595	
347 JAPAN				5028	
352 MEXICO				1115	
376 SWITZRLND		101		1763	
400 U STATES		805		37082	
		1177		69977	
FEATHERBONE COILS					2085
400 U STATES		969		23276	
		969		23276	
QUILLS NATURAL OR UNPLUMED					2086
100 U KINGDOM		720		9415	
207 UN SO AFR				1071	
231 HONG KONG				15835	
304 ARGENTINA				762	
317 CZECHO S				3567	
318 DENMARK				500	
327 FRANCE				255	
354 NETHRLNDS				700	
400 U STATES		3047		23130	
		3767		55235	
COD HADDOCK POLLOCK FRESH	LB				2091
100 U KINGDOM			3282	670	
381 ALASKA	134471	22414	201391	32605	
400 U STATES			332969	42534	
	134471	22414	537642	75809	
HALIBUT FRESH	LB				2092
381 ALASKA			67793	12271	
400 U STATES	32300	7055	1263309	244107	
	32300	7055	1331102	256378	
FISH LIVERS	LB				2093
381 ALASKA	622	156	9445	2362	
400 U STATES	370	494	44913	23710	
	992	650	54358	26072	
HERRINGS FRESH	LB				2094
100 U KINGDOM			4800	645	
354 NETHRLNDS	21406	2705	21406	2705	
359 NORWAY			31692	1370	
400 U STATES	76000	1503	4460785	76075	
	97406	4208	4518683	80795	

IMPORTS INTO CANADA FOR CONSUMPTION

Articles and Countries from which Imported	MONTH OF DECEMBER 1954		TWELVE MONTHS ENDED DECEMBER 1954		Class Number
	Quantities	Values (\$)	Quantities	Values (\$)	
LIVE FISH AND EGGS PROPAGATING 400 U STATES		3311		19085	2095
LOBSTERS FRESH		3311		19085	
231 HONG KONG	LB		200	124	2096
400 U STATES		15475	565794	222777	
MACKEREL FRESH		15475	565994	222901	
400 U STATES	LB		1050	153	2097
OYSTERS SEED AND BREEDING			1050	153	
400 U STATES				7171	2098
OYSTERS IN THE SHELL				7171	
400 U STATES	BRL	22	718	2044	2099
OYSTERS SHELLLED IN BULK		22	718	2044	
400 U STATES	GAL	13504	91462	71173	2100
SALMON FRESH		13504	91462	475932	
381 ALASKA	LB		71173	475932	2101
400 U STATES			1258220	331887	
SQUID FRESH		1545		11651	2102
231 HONG KONG				1145	
347 JAPAN				13375	
400 U STATES		3384		26171	
FISH ALL OTHER FRESH	LB	4929			2103
100 U KINGDOM			12304	3392	
231 HONG KONG		10228	2823	7082	
347 JAPAN		400	70	705031	
354 NETHRLNDS		5050	1241	11152	
400 U STATES		139467	20357	321239	
COD HADDOCK POLLOCK DRIED		155145	24491	6520265	2111
100 U KINGDOM	LB			4465	
359 NORWAY				48493	
400 U STATES				18477	
COD HADDOCK POLLOCK SALTED				71435	2113
100 U KINGDOM	LB			8292	
400 U STATES				28959	
HALIBUT SALTED				37251	2114
HERRINGS SALTED	LB				2115
100 U KINGDOM		131210	15297	649532	
318 DENMARK				90	
354 NETHRLNDS		183246	27342	1147855	
359 NORWAY		13233	1323	834082	
375 SWEDEN		12500	919	33461	
400 U STATES		4426	973	58524	
MACKEREL PICKLED		344615	45854	2723544	2117
SALMON SALTED	LB				2118
400 U STATES		5465	2120	5571	
SALMON SMOKED		5465	2120	5571	2119
400 U STATES	LB				2120
FISH DRIED N O P		68	78	2315	
100 U KINGDOM		68	78	2315	
231 HONG KONG	LB				
347 JAPAN		2370	1206	500	
359 NORWAY		1060	456	9205	
400 U STATES				10899	
FISH ALL OTHER SALTED				11232	
100 U KINGDOM		300	113	6875	
231 HONG KONG		3730	1775	38711	
366 PORTUGAL					
372 SPAIN					
375 SWEDEN					
400 U STATES		10701	1685	46553	
FISH OTHER SMOKED OR BONELESS		39179	12069	266622	2122
100 U KINGDOM	LB				
231 HONG KONG		7173	1425	359094	
354 NETHRLNDS		937	96	50	
359 NORWAY				6437	
400 U STATES		4512	1203	3900	
CRABS CLAMS SHRIMPS CANNED		12622	2724	24359	2131
100 U KINGDOM	LB				
318 DENMARK		96	71	2560	
347 JAPAN		30132	10400	303	
352 MEXICO				374148	
359 NORWAY		125	88	600	
372 SPAIN				72689	
400 U STATES		137090	99897	351	
KIPPED HERRINGS CANNED		167443	110456	1510835	2132
100 U KINGDOM	LB				
305 AUSTRIA		22015	5630	163873	
				32	
				41106	
				542	

IMPORTS INTO CANADA FOR CONSUMPTION

Articles and Countries from which Imported	MONTH OF DECEMBER 1954		TWELVE MONTHS ENDED DECEMBER 1954		Class Number
	Quantities	Values (\$)	Quantities	Values (\$)	
335 GERMANY W	3281	865	4372	1209	
354 NETHRLNDS			2587	637	
359 NORWAY	4062	1343	172660	49955	
375 SWEDEN			562	108	
400 U STATES			2466	467	
LOBSTERS CANNED PREPARED N O P	29358	7838	346552	94024	
100 U KINGDOM	LB 118	91	295	224	2133
207 UN SU AFR			68420	63457	
234 AUSTRALIA	1785	1016	1785	1016	
400 U STATES			3807	3181	
OYSTERS SHELLED IN CANS	1903	1107	74307	67878	
347 JAPAN	QUANT		11423	13012	2136
366 PORTUGAL			125	195	
400 U STATES	2705	4822	38551	65497	
OYSTERS PREPARED PRESERVED N O P	2705	4822	50099	78704	
100 U KINGDOM	LB		1344	329	2137
231 HONG KONG	760	870	15414	18872	
347 JAPAN	7320	2525	65570	37657	
400 U STATES	9790	8966	25267	18239	
SALMON CANNED PREPARED N O P	17870	12361	107595	75097	
335 GERMANY W	LB		8662	4346	2138
400 U STATES	457	341	7806	5314	
PILCHARD CANNED	457	341	16468	9660	
100 U KINGDOM	LB		250	92	2139
207 UN SU AFR			152220	22118	
347 JAPAN			135000	19622	
400 U STATES	6264	756	6264	756	
ANCHOVIES SARDINES CANNED	6264	756	293734	42588	
100 U KINGDOM	LB		22003	8217	2140
207 UN SU AFR			9000	1094	
318 DENMARK	8614	3446	19470	8001	
327 FRANCE	2450	737	11347	4841	
335 GERMANY W	780	266	9943	3363	
344 ITALY	500	446	4434	3165	
347 JAPAN			9000	1056	
353 MOROCCO			45307	15559	
354 NETHRLNDS			900	126	
359 NORWAY	43088	31175	1286117	810717	
366 PORTUGAL	27515	13858	236403	127464	
372 SPAIN			39449	14049	
375 SWEDEN	7002	2003	71486	26268	
388 YUGO SLAV			11967	9482	
400 U STATES	2560	1355	78824	37874	
TUNA FISH CANNED	2560	1355	1655650	1071276	
347 JAPAN	LB 98280	38883	1398027	605231	2143
363 PERU			42489	14236	
366 PORTUGAL			18281	8000	
400 U STATES	117	75	26643	17912	
FISH PRESERVED IN OIL N O P	98397	38958	1485440	645379	
231 HONG KONG		3907		24004	2144
318 DENMARK				1825	
327 FRANCE		131		2421	
335 GERMANY W		122		6331	
344 ITALY		244		1261	
347 JAPAN		8948		21484	
354 NETHRLNDS				246	
359 NORWAY				274	
363 PERU		17016		279756	
366 PORTUGAL		632		3803	
375 SWEDEN				283	
400 U STATES		841		1114	
FISH PREPARED OR PRESERVED N O P		31841		342802	
100 U KINGDOM		1957		12162	2145
231 HONG KONG		1563		15519	
318 DENMARK		94		6240	
327 FRANCE		412		1970	
335 GERMANY W				2424	
344 ITALY		175		767	
347 JAPAN		4208		27118	
352 MEXICO				5603	
353 MOROCCO				287	
354 NETHRLNDS				1065	
359 NORWAY		992		13877	
366 PORTUGAL				489	
372 SPAIN				273	
375 SWEDEN				441	
400 U STATES		5777		202134	
HERRINGS CANNED		15178		290369	
100 U KINGDOM	LB 2791	592	81386	14973	2146
231 HONG KONG			1764	1266	
335 GERMANY W	19109	4506	136798	30924	
354 NETHRLNDS	2897	654	16998	3104	
359 NORWAY	4120	1323	38003	9422	
375 SWEDEN	4453	1947	27050	10457	
400 U STATES	1229	582	4927	1890	
	34599	9604	306926	72036	

Articles and Countries from which Imported	MONTH OF DECEMBER 1954		TWELVE MONTHS ENDED DECEMBER 1954		Class Number
	Quantities	Values (\$)	Quantities	Values (\$)	
FISH OFFAL OR REFUSE	CWT				2151
381 ALASKA			38	384	
400 U STATES	3953	11381	30908	80243	
	3953	11381	30946	80627	
SPONGES OF MARINE PRODUCTION					2152
100 U KINGDOM				980	
316 CUBA		1872		14226	
318 DENMARK				1227	
327 FRANCE				8290	
328 FK AFRICA				2959	
336 GREECE				16665	
344 ITALY				1770	
347 JAPAN				247	
360 ISRAEL				1133	
379 TURKEY				638	
400 U STATES		1928		32560	
		3800		80695	
FISHERY PRODUCTS N O P					2153
100 U KINGDOM				1787	
207 UN SO AFR				3559	
231 HONG KONG		7812		36394	
234 AUSTRALIA				86	
236 NEW ZEAL				9040	
316 CUBA				805	
318 DENMARK				783	
335 GERMANY W				2334	
336 GREECE				100	
347 JAPAN		1542		22568	
352 MEXICO				14657	
354 NETHRLNDS		761		761	
359 NORWAY		74		1631	
361 PANAMA				1517	
375 SWEDEN		78		425	
400 U STATES		95991		1040422	
		106258		1136869	
FISH MEAL	CWT				2154
400 U STATES			10	88	
			10	88	
FUR SKINS CHINA AND JAP MINK	NU				2155
100 U KINGDOM			1500	2540	
347 JAPAN	1750	6705	4750	14188	
400 U STATES			17752	50599	
	1750	6705	24002	67327	
FUR SKINS OPOSSUM UNDRRESSED	NU				2156
400 U STATES	2986	1523	21613	9213	
	2986	1523	21613	9213	
FUR SKINS RACCOON UNDRRESSED	NU				2157
400 U STATES	4308	13557	124911	329638	
	4308	13557	124911	329638	
FUR SKINS SHEEP LAMB UNDRRESSED	NU				2158
100 U KINGDOM			14969	64337	
231 HONG KONG			2000	500	
304 ARGENTINA	16430	27201	68410	117306	
400 U STATES	7136	11050	92153	243851	
	23566	38251	177532	425994	
FUR SKINS VISCACHA UNDRRESSED	NU				2159
FUR SKINS WALLABY UNDRRESSED	NU				2160
FUR SKINS MARINE UNDRRESSED	NU				2161
100 U KINGDOM			10	300	
			10	300	
FUR SKINS FOX UNDRRESSED	NU				2162
100 U KINGDOM			450	5478	
359 NORWAY			208	3108	
380 USSR	1140	13089	2460	27465	
400 U STATES	227	6018	3918	52175	
	1367	19107	7036	88226	
FUR SKINS KOLINSKY UNDRRESSED	NU				2163
100 U KINGDOM	16410	17019	50600	61005	
380 USSR	6855	13109	21275	40773	
400 U STATES			2100	4540	
	23265	30128	73975	106318	
FUR SKINS MINK UNDRRESSED	NU				2164
100 U KINGDOM			5484	84606	
318 DENMARK			728	11255	
380 USSR			24420	37159	
381 ALASKA			75	1500	
400 U STATES	30761	769798	128553	2369178	
	30761	769798	159260	2503698	
FUR SKINS MUSKRAT UNDRRESSED	NU				2165
100 U KINGDOM			1518	4119	
400 U STATES	245546	270667	2456450	2617639	
	245546	270667	2457968	2621758	
FUR SKINS PERSIAN LAMB UNDRRESS	NU				2166
100 U KINGDOM	2065	3133	152563	708618	
207 UN SO AFR	10	84	3770	20938	
301 AFGHAN			910	9232	
327 FRANCE			2112	10560	
354 NETHRLNDS			2376	12162	
375 SWEDEN			10448	55925	
380 USSR			51624	240647	
400 U STATES	71386	482864	837310	5425900	
	73461	486081	1061113	6483982	
FUR SKINS RABBIT UNDRRESSED	NU				2167
234 AUSTRALIA			27830	4215	

IMPORTS INTO CANADA FOR CONSUMPTION

Articles and Countries from which Imported	MONTH OF DECEMBER 1954		TWELVE MONTHS ENDED DECEMBER 1954		Class Number
	Quantities	Values (\$)	Quantities	Values (\$)	
327 FRANCE	10000	4365	130130	55816	
347 JAPAN			58600	22497	
400 U STATES	4025	918	242768	66075	
FUR SKINS SQUIRREL UNDESSEU	14025	5283	459328	148603	
100 U KINGDOM	NU 11200	3864	73022	28193	2168
305 AUSTRIA			1000	266	
317 CZECHOS			9191	2238	
326 FINLAND			80500	28941	
347 JAPAN			20400	7609	
354 NETHRLNDS			27000	20088	
375 SWEDEN			30000	23465	
380 USSR			126000	63693	
381 ALASKA			159	80	
400 U STATES	1550	704	475984	208085	
FUR SKINS UNDESSEU N O P	12750	4568	843256	382658	
100 U KINGDOM	NU 13258	20399	185849	303347	2169
231 HONG KONG			177800	195911	
234 AUSTRALIA			2500	4143	
309 BRAZIL			205	804	
313 CHINA	10000	27614	41500	73655	
317 CZECHOS			3040	8423	
327 FRANCE			30000	15900	
335 GERMANY W			86	1404	
354 NETHRLNDS	25820	35040	31620	41246	
375 SWEDEN			46692	35489	
380 USSR	35000	39288	169060	227710	
381 ALASKA			314	908	
400 U STATES	2804	21946	149880	679272	
ASTRACHAN RUSSIAN HARE DRESSED	86882	144287	838546	1788212	2171
RABBIT SKINS DRESSED N O P	DUZ				2172
100 U KINGDOM			1157	3006	
306 BELGIUM	667	1229	3814	14043	
327 FRANCE	3333	5044	3750	5702	
400 U STATES			284	1682	
FUR SKINS DRESSED N O P	4000	6273	9005	24433	
100 U KINGDOM		3392		52508	2173
304 ARGENTINA				352	
306 BELGIUM		865		6240	
309 BRAZIL		210		2893	
327 FRANCE				225	
335 GERMANY W				10304	
354 NETHRLNDS				1450	
372 SPAIN				479	
400 U STATES		45661		1779263	
HATTERS FURS NOT ON THE SKIN	50128			1853714	
100 U KINGDOM	LB 6005	18313	43900	139630	2174
234 AUSTRALIA			12500	19779	
306 BELGIUM	15626	16796	92888	140475	
317 CZECHOS			979	2457	
327 FRANCE	8200	17166	87346	173063	
354 NETHRLNDS			4200	15714	
372 SPAIN			16200	23504	
400 U STATES	15390	51530	178467	463954	
FUR SKINS SHEEP DRESSED	45221	103805	436480	978576	2175
100 U KINGDOM				2249	
354 NETHRLNDS				1960	
400 U STATES		8866		244450	
MANUFACTURES OF FUR N O P	8866			248659	
100 U KINGDOM		15273		244231	2181
304 ARGENTINA				150	
305 AUSTRIA				961	
327 FRANCE		55		3131	
335 GERMANY W				162	
336 GREECE				2459	
340 HUNGARY				125	
344 ITALY				167	
347 JAPAN				1450	
376 SWITZRLND		294		588	
400 U STATES		33653		595178	
BRISTLES ANIMAL	49275			848602	
100 U KINGDOM	LB 7213	24982	39507	125891	2191
231 HONG KONG	1920	3172	18103	38304	
306 BELGIUM			10657	43735	
313 CHINA			1353	1278	
335 GERMANY W	6486	25097	9631	30801	
347 JAPAN			2677	2478	
352 MEXICO			2248	1893	
354 NETHRLNDS	25907	51426	175070	458429	
376 SWITZRLND			9162	32250	
400 U STATES	868	1829	5088	22408	
HAIR UNMANUFACTURED	42394	106506	273496	757467	
100 U KINGDOM	LB 370	1001	401	1124	2192
327 FRANCE			220	1730	
354 NETHRLNDS		25000	152000	37495	
400 U STATES	130929	17454	2054788	269616	
	156299	24639	2207409	309965	

IMPORTS INTO CANADA FOR CONSUMPTION

Articles and Countries from which Imported	MONTH OF DECEMBER 1954		TWELVE MONTHS ENDED DECEMBER 1954		Class Number	
	Quantities	Values (\$)	Quantities	Values (\$)		
HORSE HAIR	100 U STATES				2193	
	304 ARGENTINA		1262	4300		
	327 FRANCE		1414	2828		
	352 MEXICO		1042	2826		
	354 NETHRLNDS		2151	2853		
	400 U STATES	6708	10697	50500	13905	
		6708	10697	206518	186289	
HAIR CURLED DYED	W O P				2194	
	100 U KINGDOM		148	2783		
	335 GERMANY W			139		
	400 U STATES		271	6696		
			419	9618		
MANUFACTURES OF HAIR	N O P				2195	
	100 U KINGDOM		836	4532		
	231 HONG KONG		5623	32521		
	327 FRANCE			2609		
	335 GERMANY W		752	15308		
	347 JAPAN			5484		
	400 U STATES		1729	15065		
			8940	75519		
HORSE HIDES	400 U STATES			3256	28373	2200
				3256	28373	
CALF SKINS AND KIPS RAW	NU				2201	
	236 NEW ZEAL	400	837	400		837
	327 FRANCE	1577	9370	3673		24425
	334 ST PIERRE			1156		1153
	344 ITALY			500		5468
	365 POLAND	12000	35209	17100		53624
	375 SWEUEN	200	575	1197		3825
	376 SWITZRLND	1041	6807	3666		28468
	400 U STATES	74226	221275	402447		1406606
		89444	274073	430139	1524406	
CATTLE HIDES RAW	NU				2202	
	236 NEW ZEAL			1200		10067
	334 ST PIERRE			400		796
	354 NETHRLNDS			500		5578
	384 P RICO			1005		3944
	400 U STATES	41927	126895	368378	2070773	
		41927	126895	371483	2091158	
SHEEP SKINS RAW	NU				2203	
	100 U KINGDOM			35744		34318
	202 ALEN	3000	2783	9000		7732
	234 AUSTRALIA			1488		886
	236 NEW ZEAL			114235		116443
	304 ARGENTINA	28411	54017	86599		150085
	334 ST PIERRE			302		114
	335 GERMANY W			11070		15025
	372 SPAIN			9086		11883
	400 U STATES	77256	90443	578880		572935
		108667	147243	846404	909421	
OTHER HIDES AND SKINS RAW N O P	NU				2204	
	335 GERMANY W			50000		8427
	366 PORTUGAL			820		1610
	400 U STATES	119	346	1319		2664
		119	346	52339	12701	
GOAT SKINS AND KID SKINS RAW	NU				2205	
	207 UN SU AFR			4000		9717
	224 JAMAICA			1035		998
	309 BRAZIL			610		599
	400 U STATES			8615		6920
				14260	18234	
HIDE SECTIONS OR BELLIES	NU				2206	
	100 U KINGDOM			2000		2048
	335 GERMANY W	150	3218	1150		21499
	376 SWITZRLND	350	5817	1067		19071
	400 U STATES	15106	21114	386937	502486	
		15606	30149	391154	545104	
LEATHER DRESSED KID	NU				2210	
	100 U KINGDOM		39101	502252		
	327 FRANCE			409		
	335 GERMANY W		4261	33169		
	352 MEXICO			9244		
	354 NETHRLNDS			498		
	372 SPAIN			28686		
	400 U STATES		34594	445356		
			77956	1019614		
BELTING LEATHER IN BUTTS	NU				2211	
	100 U KINGDOM		4014	61234		
	234 AUSTRALIA		1480	1480		
	317 CZECHO S			132		
	327 FRANCE		183	5019		
	400 U STATES		13274	116261		
			18951	184126		
LEATHER TANNED N O P	NU				2213	
	100 U KINGDOM		11489	92610		
	215 INDIA		3484	64065		
	234 AUSTRALIA		167	293		
	236 NEW ZEAL			1413		
	306 BELGIUM			3374		
	335 GERMANY W			353		
	400 U STATES		27675	240518		
			42815	402626		
LEATHER DRESSED N O P	NU				2215	
	100 U KINGDOM		90603	968544		

IMPORTS INTO CANADA FOR CONSUMPTION

Articles and Countries from which Imported	MONTH OF DECEMBER 1954		TWELVE MONTHS ENDED DECEMBER 1954		Class Number
	Quantities	Values (\$)	Quantities	Values (\$)	
207 UN SU AFR				149	
215 INDIA		121		1512	
234 AUSTRALIA				11769	
236 NEW ZEAL		470		2600	
306 BELGIUM				7017	
309 BRAZIL				1256	
318 DENMARK		552		2900	
327 FRANCE		7742		106238	
335 GERMANY W		6449		44668	
341 ICELAND				900	
352 MEXICO		1083		5159	
354 NETHRLNDS		4691		9021	
366 PORTUGAL				384	
375 SWEDEN				2088	
376 SWITZRLND				1139	
389 IRELAND				1255	
400 U STATES		122073		1102761	
		233784		2269360	
CHAMOIS SKIN					2216
100 U KINGDOM		23675		317080	
234 AUSTRALIA				2742	
236 NEW ZEAL				10341	
400 U STATES		895		14155	
		24570		344318	
PATENT AND UPHOLSTERY LEATHER					2217
100 U KINGDOM				1016	
400 U STATES		12294		167830	
		12294		168846	
SOLE LEATHER	LB				2218
100 U KINGDOM	224	124	5143	2367	
234 AUSTRALIA			571	304	
335 GERMANY W			690	403	
400 U STATES	12094	5412	156292	64836	
	12318	5536	162696	67910	
SCHAP LEATHER					2219
100 U KINGDOM		458		458	
400 U STATES		8032		79504	
		9090		79962	
PIG MOROCCO ROLLER LEATHERS					2220
100 U KINGDOM		34958		419070	
215 INDIA		1917		1917	
335 GERMANY W				504	
400 U STATES		5337		34331	
		42212		455822	
LEATHER FROM EAST INDIA KIP					2221
100 U KINGDOM		66319		712469	
335 GERMANY W				277	
		66319		712746	
LEATHER FOR GLOVES OR CLOTHING					2224
100 U KINGDOM		25136		411268	
309 BRAZIL				260	
335 GERMANY W				2964	
352 MEXICO				560	
375 SWEDEN				1887	
400 U STATES		158351		1474542	
		183487		1891481	
LEATHER FOR UPHOLSTERY LEATHER					2225
100 U KINGDOM		24650		155353	
400 U STATES		172		4833	
		24822		160186	
CRUST OIL LEATHER FOR CHAMOIS					2226
100 U KINGDOM		2540		6951	
		2540		6951	
BOOTS AND SHOES PEGGED LEATHER	PAIR				2231
100 U KINGDOM			221	674	
			221	674	
BOOTS AND SHOES MENS LEATHER	PAIR				2232
100 U KINGDOM	33048	153873	375657	1565344	
215 INDIA			3043	2406	
231 HONG KONG	50	75	1148	1209	
303 AUSTRIA	190	2573	761	9385	
327 FRANCE			505	3934	
335 GERMANY W	206	2001	3666	25646	
344 ITALY	312	1756	1541	10334	
352 MEXICO			1432	3535	
354 NETHRLNDS	681	3079	4249	15690	
359 NORWAY			29	261	
360 ISRAEL			138	828	
375 SWEDEN			267	1257	
376 SWITZRLND	4	72	810	9105	
389 IRELAND			612	2555	
400 U STATES	2709	14614	54495	296318	
	37200	178043	448353	1947807	
BOOTS AND SHOES WUMENS LEATHER	PAIR				2233
100 U KINGDOM	5425	16724	164971	605739	
215 INDIA			480	1201	
231 HONG KONG			2839	2165	
303 AUSTRIA			324	3658	
306 BELGIUM			95	564	
316 CUBA	74	485	82	547	
327 FRANCE			1487	11761	
335 GERMANY W	226	1193	2819	16015	
344 ITALY	75	1016	2771	9188	
352 MEXICO	2376	1890	10392	9726	
354 NETHRLNDS	757	1994	5043	12268	
372 SPAIN			1188	978	

IMPORTS INTO CANADA FOR CONSUMPTION

Articles and Countries from which Imported	MONTH OF DECEMBER 1954		TWELVE MONTHS ENDED DECEMBER 1954		Class Number
	Quantities	Values (\$)	Quantities	Values (\$)	
376 SWITZRLND			8807	73700	
400 U STATES	37073	120813	737172	2533562	
BOOTS SHOES CHILDRENS LEATHER	46006	144115	938470	3341072	2234
100 U KINGDOM	PAIR 2785	3974	202268	234386	
215 INDIA			33460	26223	
327 FRANCE			308	147	
335 GERMANY W	34	106	1896	5980	
344 ITALY			177	213	
354 NETHRLNDS	809	1428	45719	49811	
400 U STATES	6336	11641	256810	436460	
GARMENTS LEATHER	9964	17149	540638	753220	2235
100 U KINGDOM		1127		17017	
344 ITALY				254	
354 NETHRLNDS				204	
381 ALASKA				124	
400 U STATES		1009		21004	
GLOVES MITTS LEATHER		2136		38603	2236
100 U KINGDOM		14495		431057	
215 INDIA		301		535	
216 PAKISTAN		789		3104	
306 BELGIUM				1358	
317 CZECHO S				114	
318 DENMARK				3918	
327 FRANCE		3636		94837	
335 GERMANY W				5515	
336 GREECE				3079	
344 ITALY		1253		37440	
347 JAPAN				7785	
354 NETHRLNDS		1388		11981	
359 NUHWAY				546	
372 SPAIN				346	
375 SWEDEN		144		248	
376 SWITZRLND		226		226	
381 ALASKA				300	
400 U STATES		4614		87952	
GLOVES OF KID WOMENS		26846		690341	2237
100 U KINGDOM		294		6081	
306 BELGIUM				16191	
317 CZECHO S				466	
327 FRANCE		8640		245125	
335 GERMANY W		429		92787	
344 ITALY		1483		30120	
347 JAPAN				224	
376 SWITZRLND				282	
400 U STATES		65		4944	
HARNES AND SAUDLEKY		10911		396220	2238
100 U KINGDOM		4021		63561	
335 GERMANY W				3508	
344 ITALY				560	
400 U STATES		7266		151539	
LEATHER BELTING		11287		219168	2239
100 U KINGDOM		2055		22247	
327 FRANCE				2782	
335 GERMANY W				52	
354 NETHRLNDS		315		1639	
400 U STATES		3426		36939	
MFRS OF LEATHER OR RAWHIDE NOP		5796		63659	2241
100 U KINGDOM		10374		134377	
216 PAKISTAN				2535	
236 NEW ZEAL				479	
305 AUSTRIA		186		1546	
306 BELGIUM		852		1594	
327 FRANCE		106		1213	
335 GERMANY W		1651		21532	
344 ITALY		2172		16233	
347 JAPAN		127		1392	
352 MEXICO				14364	
353 MOROCCO				2635	
354 NETHRLNDS				303	
372 SPAIN				443	
375 SWEDEN				1397	
376 SWITZRLND		333		2014	
388 YUGO SLAV		979		979	
400 U STATES		37110		503795	
SOLES AND HEELS LEATHER		53890		706831	2243
100 U KINGDOM		1060		20357	
400 U STATES		11113		79729	
SHOE LIFTS AND WELTING LEATHER		12173		100086	2244
100 U KINGDOM				131	
400 U STATES		4271		36896	
STRAPS LEATHER		4271		37027	2245
100 U KINGDOM		8457		82284	
318 DENMARK				912	
327 FRANCE				1088	
335 GERMANY W		1482		11623	
344 ITALY		65		2936	

IMPORTS INTO CANADA FOR CONSUMPTION

Articles and Countries from which Imported	MONTH OF DECEMBER 1954		TWELVE MONTHS ENDED DECEMBER 1954		Class Number
	Quantities	Values (\$)	Quantities	Values (\$)	
352 MEXICO		264		3334	
354 NETHRLNDS				1877	
376 SWITZRLND				8734	
400 U STATES		11221		141149	
		21489		253937	
BICYCLE SADDLES					2246
100 U KINGDOM	NO	3787	63953	52840	
335 GERMAN Y W		200	16743	10216	
347 JAPAN		500	900	665	
354 NETHRLNDS			28210	21434	
400 U STATES			13112	15289	
		4487	122918	100444	
BEEF AND VEAL FRESH					2251
100 U KINGDOM	LB		9587	3528	
234 AUSTRALIA			2251	672	
236 NEW ZEAL			1889727	299002	
381 ALASKA			291	250	
389 IRELAND			332698	91826	
400 U STATES		295611	1095238	466495	
		295611	3329792	861773	
MUTTON AND LAMB FRESH					2252
100 U KINGDOM	LB		5356	2142	
234 AUSTRALIA		38763	2759391	477717	
236 NEW ZEAL		4777	3907796	938762	
400 U STATES		72931	651830	239819	
		116471	7324373	1658440	
PORK FRESH					2253
100 U KINGDOM	LB		850	213	
234 AUSTRALIA		1560	121824	36712	
389 IRELAND			1191048	555962	
		1560	1313722	592887	
POULTRY NO P GAME					2254
100 U KINGDOM	PARTHIDGE			716	
234 AUSTRALIA				34790	
400 U STATES				307627	
				95747	
				343133	
RABBITS FROZEN FOR FOX FEED					2256
MEATS FRESH N O P					2257
231 HONG KONG	LB	250	333	199	
316 CUBA			2982	3111	
400 U STATES		3168	39491	26549	
		3418	42806	29859	
EDIBLE OFFAL FRESH					2258
236 NEW ZEAL	LB		836	214	
400 U STATES		181998	3768130	459674	
		181998	3768966	459888	
CHICKENS AND FOWL					2259
100 U KINGDOM	LB		580	232	
389 IRELAND			206319	49313	
400 U STATES		154108	2547459	682345	
		154108	2754358	731890	
TORKEYS					2260
400 U STATES	LB	1898692	5618441	2367137	
		1898692	5618441	2367137	
BACON HAMS OTHER					2261
100 U KINGDOM	LB		29361	14647	
389 IRELAND			80854	30042	
400 U STATES		2432	58751	31976	
		2432	168166	76665	
BEEF CANNED					2262
100 U KINGDOM	LB		181887	37821	
234 AUSTRALIA		261428	7374625	2306631	
236 NEW ZEAL			18000	5375	
304 ARGENTINA		262670	3181262	947777	
309 BRAZIL			18000	5946	
318 DENMARK			3000	1040	
327 FRANCE		480	480	119	
354 NETHRLNDS		833	9094	4363	
362 PARAGUAY			1314015	426340	
376 SWITZRLND			148	116	
386 URUGUAY			489919	143043	
400 U STATES			157741	47533	
		525411	12748171	3926104	
BEEF PICKLED					2263
400 U STATES	LB				
		859500	12857122	2345611	
		859500	12857122	2345611	
CANNED MEATS POULTRY					2264
100 U KINGDOM	LB		241279	56563	
234 AUSTRALIA		5733	108800	35119	
236 NEW ZEAL			472925	183223	
304 ARGENTINA			10800	3167	
318 DENMARK		6667	71796	43764	
327 FRANCE		925	24519	20617	
354 NETHRLNDS		4328	36722	18698	
400 U STATES		15915	2263247	819464	
		33568	3230088	1180615	
EXTRACTS OF MEAT					2265
100 U KINGDOM	FLUID BEEF			49916	
234 AUSTRALIA				174284	
236 NEW ZEAL				93403	
304 ARGENTINA				67812	
386 URUGUAY				163	
400 U STATES				26748	
				229	
				412326	

Articles and Countries from which imported	MONTH OF DECEMBER 1954		TWELVE MONTHS ENDED DECEMBER 1954		Class Number
	Quantities	Values (\$)	Quantities	Values (\$)	
MEATS PREPARED NOT CANNED 400 U STATES	LB 17987	1306	40116	5402	2266
PORK BARRELLED IN BRINE	LB 17987	1306	40116	5402	2267
PORK DRY SALTED	LB				2268
SAUSAGE 318 DENMARK 354 NETHRLNDS 400 U STATES	LB 6052	3853	1140 212 36297	1048 160 23253	2269
SOUPS SOUP PREPARATIONS N O P 100 U KINGDOM 224 JAMAICA 304 ARGENTINA 306 BELGIUM 327 FRANCE 354 NETHRLNDS 362 PARAGUAY 376 SWITZRLND 400 U STATES	LB 6052	3853	37649	24461	2270
MILK SKIM POWDERED 400 U STATES	LB				2280
MILK AND CREAM FRESH 318 DENMARK 400 U STATES	GAL 1378 195	3111 1226	9684 10838	22837 44629	2281
BUTTER 100 U KINGDOM 400 U STATES	LB		2749 83	1100 53	2282
CASHEW 236 NEW ZEAL 304 ARGENTINA 400 U STATES	LB 1707	779	2832	1153	2283
CHEESE 100 U KINGDOM 226 NEW ZEAL 304 ARGENTINA 305 AUSTRIA 328 DENMARK 326 FINLAND 327 FRANCE 325 GERMANY W 326 GREECE 344 ITALY 334 NETHRLNDS 339 NORWAY 375 SWEDEN 376 SWITZRLND 400 U STATES	LB 742 540	1002 184	17550 540 137745 13289 1188266 4340 331924 9995 2266 1095614 843185 68181 487	11688 184 50537 5311 474456 1586 170688 5344 838 564069 326043 25595 144	2284
MILK CONDENSED OR EVAPORATED 100 U KINGDOM 400 U STATES	LB 795	245	9541 25607	1065 9001	2285
MILK WHOLE POWDERED 400 U STATES	LB 265	310	35148	10066	2286
DRIED WHEY DRIED BUTTERMILK 400 U STATES	LB 265	310	13798	7353	2287
OLEIC ACID OR RED OIL 100 U KINGDOM 400 U STATES	LB 6000	407	456545	30932	2288
STEARIC ACID 100 U KINGDOM 306 BELGIUM 400 U STATES	LB 7595 44185	1032 8367	66232 1198858	9500 227457	2289
LARD OIL 400 U STATES	LB 51780	9399	1265090	236957	2291
NEATS FOOT OIL 400 U STATES	LB 9500	1183	234550 6719	29497 773	2292
ANIMAL OIL N O P 100 U KINGDOM 389 IRELAND 400 U STATES	GAL 91833	13025	819357	125056	2293
COD LIVER OIL 100 U KINGDOM 339 NORWAY 400 U STATES	GAL 101333	14208	1060626	155326	2294
FISH OIL N O P 316 CUBA 335 GERMANY W 347 JAPAN 393 TAIWAN	GAL 429	853	8300	17779	2295

IMPORTS INTO CANADA FOR CONSUMPTION

Articles and Countries from which Imported	MONTH OF DECEMBER 1954		TWELVE MONTHS ENDED DECEMBER 1954		Class Number
	Quantities	Values (\$)	Quantities	Values (\$)	
400 U STATES	32740	28046	1578033	1157524	
SEAL OIL	32740	28046	1621437	1401891	2296
	GAL				
WHALE AND SPERMACE TI OIL					2297
100 U KINGDOM			9548	11624	
359 NORWAY			8302	9832	
400 U STATES	291	889	17322	22340	
HALIBUT LIVER OIL	291	889	35172	43796	2298
400 U STATES				3511	
FISH OIL CONCENTRATED				3511	2299
347 JAPAN				60222	
400 U STATES		16259		129233	
FISH OIL FOR FORTIFYING		16259		189455	2300
100 U KINGDOM		422		4306	
347 JAPAN		7054		77553	
354 NETHRLNDS		1688		4899	
393 TAIWAN				7188	
400 U STATES		3138		29474	
BEE SWAX		12302		123420	2302
100 U KINGDOM	LB	4480	2756	24640	14858
226 NEW ZEAL				6818	3069
312 CHILE		3952	2453	10514	6161
316 CUBA				4030	2155
320 DOM REP		4510	2494	11787	6042
400 U STATES		19694	11401	144358	79904
CANOLAS N O P		32636	19104	202147	112189
100 U KINGDOM	LB			127	75
318 DENMARK		347	148	2374	1048
335 GERMANY W		100	63	3688	1711
360 ISHAEL				2947	1292
375 SWE DEN				1805	587
400 U STATES		18017	7136	190588	68218
GREASE ROUGH		18464	7347	201529	72931
100 U KINGDOM	CWT	59	429	1474	11546
306 BELGIUM		108	666	150	927
335 GERMANY W				330	3252
354 NETHRLNDS				44	197
400 U STATES		18424	141463	103329	765596
LARO AND COMPOUNDS STEARINE		18591	142558	105327	781518
400 U STATES	LB				
TALLOW		325308	41338	2850474	402341
400 U STATES		325308	41338	2850474	402341
EGG ALBUMEN DRIED POWDERED ETC	LB			3670373	273501
231 HUNG KONG				5800	6657
313 CHINA				42400	38462
318 DENMARK				10558	12532
354 NETHRLNDS				500	505
400 U STATES		69725	80519	355979	476199
EGG YOLK DRIED POWDERED ETC	LB			415237	534355
400 U STATES				835	907
EGGS WHOLE DRIED POWDERED ETC	LB			835	907
313 CHINA		16400	8509	29800	19045
400 U STATES		3750	3020	97015	103740
GELATINE INEDIBLE PHOTOGRAPHIC		20150	11529	126815	122785
100 U KINGDOM	LB				
400 U STATES		2240	419	2240	419
ANIMAL GLANDS FOR MEDICINE		40275	61564	283843	436696
400 U STATES		42515	61983	286083	437115
BLOOD ALBUMEN AND BLOOD DRIED					
400 U STATES			222		29482
EGGS IN THE SHELL			222		29482
100 U KINGDOM	DOZ				
231 HUNG KONG		3891	2041	34805	19143
354 NETHRLNDS				30	126
400 U STATES		18862	21009	460112	816972
EGGS YOLK OR ALBUMEN FROZEN		22753	23050	495157	836325
389 IRELAND	LB			59584	9538
400 U STATES				90662	62849
GELATINE CAPSULES EMPTY				150246	72387
100 U KINGDOM					637
335 GERMANY W					349
400 U STATES			31465		323243
GELATINE EDIBLE			31465		324229
100 U KINGDOM	LB	18920	7794	684862	317753
234 AUSTRALIA		15000	5854	403110	151206
306 BELGIUM		2016	1169	125825	56660
327 FRANCE				238486	95100

IMPORTS INTO CANADA FOR CONSUMPTION

Articles and Countries from which Imported	MONTH OF DECEMBER 1954		TWELVE MONTHS ENDED DECEMBER 1954		Class Number
	Quantities	Values (\$)	Quantities	Values (\$)	
335 GERMANY W	56	64	1958	1330	
354 NETHRLNDS			78532	30248	
400 U STATES	63251	38466	805341	489353	
	99243	53347	2338114	1141650	
GELATINE N U P					2331
100 U KINGDOM	2240	582	110898	30232	
306 BELGIUM			132	62	
335 GERMANY W			11000	2334	
400 U STATES	545	250	15493	7773	
	2785	832	137523	40401	
GLUE ANIMAL POWDERED OK SHEET					2332
100 U KINGDOM	109520	18176	1484793	238103	
234 AUSTRALIA			44800	7447	
400 U STATES			67583	11309	
	109520	18176	1597176	256859	
GLUE N U P					2333
100 U KINGDOM			48430	8809	
231 HONG KONG			80	113	
400 U STATES	7910	2552	87336	34431	
	7910	2552	135846	43353	
CATGUT WORMGUT UNMANUFACTURED					2335
GUT AND MANUFACTURES N U P					2336
100 U KINGDOM		149		4042	
234 AUSTRALIA		1933		13348	
335 GERMANY W		175		793	
372 SPAIN		135		412	
400 U STATES		2873		26414	
		5265		45009	
HONEY					2337
100 U KINGDOM			872	542	
236 NEW ZEAL			6000	914	
304 ARGENTINA			55007	6732	
359 NORWAY			441	190	
400 U STATES	730406	100428	4311453	585954	
	730406	100428	4373773	594332	
MANURES ANIMAL					2338
400 U STATES	800	1145	29214	57671	
	800	1145	29214	57671	
MUSK IN PODS OR GRAINS					2339
231 HONG KONG			960	17590	
			960	17590	
RENNET RAW AND PREPARED					2340
318 DENMARK			5272	1955	
400 U STATES	6480	9081	67108	51122	
	6480	9081	72380	53077	
SAUSAGE CASINGS UNCLEANEED					2341
234 AUSTRALIA				31693	
236 NEW ZEAL				181421	
400 U STATES		18259		104001	
		18259		317115	
SAUSAGE CASINGS CLEANED					2342
234 AUSTRALIA		68186		458406	
236 NEW ZEAL		4548		1721996	
335 GERMANY W				1509	
400 U STATES		16204		38665	
		88938		2220576	
TANKAGE					2343
100 U KINGDOM			1000	1199	
236 NEW ZEAL			425	3316	
400 U STATES	5839	6413	43651	57654	
	5839	6413	45076	62169	
ANIMAL PRODUCTS N O P					2344
100 U KINGDOM		854		4603	
215 INDIA		245		306	
231 HONG KONG		1912		9762	
327 FRANCE				6070	
344 ITALY				604	
347 JAPAN				13041	
352 MEXICO				58	
400 U STATES		14078		196970	
		17089		231414	
HORSE MEAT AND OFFAL FOR FOXES					2345
400 U STATES					
	662	4051	18107	119502	
	662	4051	18107	119502	
DOG FOOD AND PET STOCK FOOD					2347
100 U KINGDOM				327	
354 NETHRLNDS				347	
400 U STATES		51682		244113	
		51682		244787	
TARIFF 206 254 635 679 686 699					2348
366 PORTUGAL				101	
400 U STATES		501		5400	
		501		5501	

Articles and Countries from which Imported	MONTH OF DECEMBER 1954		TWELVE MONTHS ENDED DECEMBER 1954		Class Number
	Quantities	Values (\$)	Quantities	Values (\$)	
GROUP 3					
FIBRES TEXTILES AND PRODUCTS					
RAW COTTON	LB				3001
214 A E SUDAN			2785	854	
215 INDIA			117158	31748	
216 PAKISTAN			302908	102719	
306 BELGIUM			9746	2541	
309 BRAZIL	1249829	377875	6814574	2026730	
311 BURMA			92601	27028	
322 EGYPT			467669	173891	
352 MEXICO			1506467	512520	
354 NETHRLNDS			34109	6329	
363 PERU	69112	21859	264370	107947	
400 U STATES	20747786	7214810	142971607	49448710	
	22066727	7614544	152583994	52441017	
COTTON LINTERS N O P	LB				3002
306 BELGIUM			764976	38622	
309 BRAZIL	32066	4355	331572	38210	
323 EL SALVD			482383	23181	
352 MEXICO	262237	16088	344029	21499	
363 PERU			13335	1947	
400 U STATES	718727	57124	11414245	932107	
	1013030	77567	13350540	1055566	
COTTON LINTERS FOR PAPER	LB				3003
BATTS BATTING WADDING COTTON	LB				3004
100 U KINGDOM			302	188	
400 U STATES	79172	44351	935452	495875	
	79172	44351	935754	496063	
CARDED SLIVER COTTON FIBRES	LB				3005
400 U STATES	207	118	4215	1752	
	207	118	4215	1752	
COTTON PULP FOR ART SILK YARN	LB				3006
400 U STATES	55342	5830	55342	5830	
	55342	5830	55342	5830	
COTTON THREAD	LB				3009
100 U KINGDOM	2719	6848	24476	59216	
305 AUSTRIA			2345	2456	
317 CZECHOS			5701	6083	
327 FRANCE			1152	2522	
335 GERMANY W			166	650	
344 ITALY	6283	5762	14935	15149	
354 NETHRLNDS			3669	4986	
376 SWITZRLND	744	1301	5582	11151	
400 U STATES	38606	38349	517702	817670	
	48352	72260	575728	919883	
COTTON YARNS SINGLES N O P	LB				3011
100 U KINGDOM	11064	9356	91294	104876	
322 EGYPT			732	433	
400 U STATES	20428	20433	286969	267676	
	31492	29789	378995	372985	
YARNS SINGLES FOR KNIT GOODS	LB				3012
100 U KINGDOM	1789	2361	5986	8017	
215 INDIA			3000	1668	
344 ITALY			341	158	
400 U STATES	86418	70058	939114	695804	
	88207	72419	948441	705647	
COTTON YARNS N O P	LB				3013
100 U KINGDOM	21566	15166	41419	46473	
327 FRANCE			133	230	
344 ITALY			238	108	
354 NETHRLNDS			4480	4830	
376 SWITZRLND			595	1435	
400 U STATES	96817	107125	1162767	1184635	
	118383	122291	1209632	1237711	
CROCHET KNITTING COTTON N O P	LB				3014
100 U KINGDOM	59	118	1163	3786	
327 FRANCE	364	1143	11235	53108	
335 GERMANY W			387	587	
354 NETHRLNDS			385	446	
400 U STATES	8493	17859	109771	190528	
	8916	19120	122941	248455	
COROS AND TWINE COTTON N O P	LB				3015
100 U KINGDOM	4048	2460	81696	42748	
231 HONG KONG			500	119	
400 U STATES	16685	17082	351364	305602	
	20733	19542	433560	348469	
COTTON YARNS FINEST THREAD	LB				3017
100 U KINGDOM			1727	3554	
327 FRANCE			570	1552	
400 U STATES	13167	26771	67587	147851	
	13167	26771	69884	152957	
MERCERIZED YARNS 40 AND FINER	LB				3018
100 U KINGDOM	4826	10574	32801	58429	
400 U STATES	399	747	4718	8930	
	5225	11321	37519	67359	
COTTON YARNS HANKS FOR THREAD	LB				3019
100 U KINGDOM	79594	137854	984618	1514594	
305 AUSTRIA			15607	18012	
322 EGYPT			807	845	
400 U STATES	17188	19865	167163	202308	
	96782	157719	1168195	1735759	

IMPORTS INTO CANADA FOR CONSUMPTION

Articles and Countries from which Imported	MONTH OF DECEMBER 1954		TWELVE MONTHS ENDED DECEMBER 1954		Class Number	
	Quantities	Values (\$)	Quantities	Values (\$)		
COTTON YARN 2 PLY 80 AND FINER 100 U KINGDOM	LB		11800	47431	3020	
			11800	47431		
COTTON YARN SINGLES FOR THREAD 100 U KINGDOM 335 GERMANY W	LB	126079	146023	1106793	1248257	3021
				189	282	
		126079	146023	1106982	1248539	
COTTON YARN TO BE MERCERIZED 100 U KINGDOM 305 AUSTRIA 400 U STATES	LB	10535	20665	203206	334656	3022
				1100	1392	
		10888	11461	150563	139524	
		21423	32126	354869	475572	
COTTON YARNS SINGLES 20 TO 40 100 U KINGDOM	LB	52655	53177	301469	294843	3023
		52655	53177	301469	294843	
COLOURED COT FAB NOP OVER 80 C 100 U KINGDOM 215 INDIA 305 AUSTRIA 306 BELGIUM 309 BRAZIL 317 CZECHOS 318 DENMARK 327 FRANCE 335 GERMANY W 344 ITALY 347 JAPAN 354 NETHRLNDS 365 POLAND 372 SPAIN 375 SWEDEN 376 SWITZRLND 400 U STATES	LB	49837	94981	797547	1409072	3026
		1500	1242	58472	58524	
		2764	5288	6250	14806	
		62875	58474	686359	639697	
				33	59	
		415	432	51628	81563	
		3249	11787	3472	12623	
		3820	9232	38907	63485	
		11768	18517	304928	391372	
		1578	4997	38176	88400	
		37017	38597	86028	91731	
		15978	22964	331132	496436	
		1255	1026	8053	9071	
				8049	6480	
		60	232	457	1613	
		2408	10353	12931	61211	
		1375546	2039576	14931495	21815536	
		1570070	2317698	17363917	25241679	
COLORED COT FAB NOP 50 TO 80 C 100 U KINGDOM 215 INDIA 306 BELGIUM 317 CZECHOS 335 GERMANY W 344 ITALY 347 JAPAN 354 NETHRLNDS 400 U STATES	LB	3531	2408	30784	18965	3027
		74450	42082	793721	450521	
		10382	8156	151560	117387	
				2881	2265	
		2115	1611	2431	1860	
		1883	1349	26289	19197	
		381	302	1763	1174	
				4677	3486	
		96318	67826	797035	554284	
		189060	123734	1811141	1169139	
COLORED COT FAB NOP UNDER 50 C 100 U KINGDOM 215 INDIA 335 GERMANY W 400 U STATES	LB	615	166	14937	5965	3028
		46833	21923	533975	239392	
				1943	894	
		6382	2526	63639	25928	
		53830	24615	614494	272179	
COTTON DENIMS 100 U KINGDOM 215 INDIA 347 JAPAN 400 U STATES	LB	754	1126	4197	7787	3029
				15140	8150	
				2165	1322	
		307323	223437	1939245	1401216	
		308077	224563	1960747	1418475	
HANDKERCHIEF COTTON BLEACHED 100 U KINGDOM 335 GERMANY W 400 U STATES	LB	1969	2921	31456	56740	3030
				1902	2335	
				827	8092	
		1969	2921	42285	67167	
COTTON FABRIC NOT BLEACHED NOP 100 U KINGDOM 215 INDIA 225 TRINIDAD 231 HONG KONG 305 AUSTRIA 306 BELGIUM 317 CZECHOS 335 GERMANY W 347 JAPAN 354 NETHRLNDS 365 POLAND 372 SPAIN 400 U STATES	LB	6082	5624	77340	95027	3031
		96977	42607	1750041	797960	
				8818	4975	
				329	187	
				24242	19884	
				119821	67507	
		5804	4302	24196	20708	
				26183	21740	
		3290	1910	21419	11763	
				64678	42859	
				11161	6994	
				301631	192610	
		518020	342442	8294017	5401846	
		630173	396885	10723876	6684060	
CANTON FLANNELS NOT COLOURED 100 U KINGDOM 215 INDIA 306 BELGIUM 335 GERMANY W 347 JAPAN 354 NETHRLNDS 365 POLAND 376 SWITZRLND 400 U STATES	LB	20790	41992	184865	343731	3032
		3573	1464	14696	9812	
				12663	9537	
		2492	2004	115998	112419	
		32764	33988	69041	59575	
		5482	5705	66725	60409	
		9911	6859	77943	52603	
				273	992	
		80959	79677	1077311	1292898	
		155971	171689	1619515	1941976	
TOWELLING IN THE WEB 100 U KINGDOM 335 GERMANY W 354 NETHRLNDS 400 U STATES	LB			2398	2291	3033
				23733	19062	
				1947	1744	
		4994	4388	32530	28472	
		4994	4388	60608	51569	
VOILES SCRIMS NOT COLOURED 100 U KINGDOM	LB	76	401	12589	26337	3034

IMPORTS INTO CANADA FOR CONSUMPTION

Articles and Countries from which Imported	MONTH OF DECEMBER 1954		TWELVE MONTHS ENDED DECEMBER 1954		Class Number
	Quantities	Values (\$)	Quantities	Values (\$)	
335 GERMANY W			3209	4670	
365 POLAND	2806	3085	20927	24088	
376 SWITZRLND	48	480	5003	23640	
400 U STATES	11609	32568	222854	281999	
	34599	36534	264582	360734	
COTTON FABRICS BLEACHED N O P	LB				3035
100 U KINGDOM	3762	6798	71839	116100	
306 BELGIUM			827	426	
317 CZECHO S			1434	1749	
327 FRANCE			278	265	
335 GERMANY W	2559	3235	19939	23546	
354 NETHRLNDS			7277	9253	
365 POLAND			10008	6264	
376 SWITZRLND	99	409	2894	12588	
400 U STATES	21630	25382	543498	551356	
	28050	35824	657994	721547	
COTTON CHEESE CLOTH AND GAUZE	LB				3036
100 U KINGDOM	1623	2550	63973	78410	
215 INDIA			15149	7505	
347 JAPAN			3505	3240	
400 U STATES	200244	173039	2765310	2295723	
	201867	175589	2847937	2384878	
POPLIN BLEACHED NOT COLOURED	LB				3037
100 U KINGDOM	118	410	28226	57075	
335 GERMANY W	3102	3534	16616	19477	
347 JAPAN	2820	2928	4791	4747	
354 NETHRLNDS			415	523	
400 U STATES	11128	12364	113630	134760	
	17168	19236	163678	216582	
COTTON FABRICS COUNT 100	LB				3039
100 U KINGDOM	28491	95132	503150	1675379	
376 SWITZRLND			17	104	
400 U STATES			905	1892	
	28491	95132	504072	1677375	
COTTON FABRICS CUT PILE N O P	LB				3040
100 U KINGDOM	69	203	4459	11674	
327 FRANCE			6141	10329	
335 GERMANY W	638	1475	26644	58858	
344 ITALY			427	1037	
347 JAPAN			3380	5099	
354 NETHRLNDS			1558	2511	
400 U STATES	6630	8948	76415	124907	
	7337	10626	119024	214415	
COTTON FABRIC FOR TYPE RIBBON	LB				3041
100 U KINGDOM	11636	42158	111712	429871	
400 U STATES	280	2772	4216	43827	
	11916	44930	115928	473698	
COTTON FABRIC BILLIARD CLOTH	LB				3042
400 U STATES			685	430	
			685	430	
SAILCLOTH EGYPTIAN COTTON	LB				3043
100 U KINGDOM			3392	6746	
344 ITALY			83	213	
400 U STATES			238	929	
			3713	7888	
FILTER CLOTH FOR MINING	LB				3044
100 U KINGDOM			4303	5747	
400 U STATES	179	243	1346	1336	
	179	243	5649	7083	
COTTON FABRIC KNITTED	LB				3045
100 U KINGDOM	27430	39351	207528	314428	
400 U STATES	70750	92018	375334	507766	
	98180	131369	582862	822194	
COTTON SHAWW CRETONNES	LB				3046
100 U KINGDOM			977	1776	
400 U STATES			1236	702	
			2213	2478	
COTTON GABARDINES	LB				3047
100 U KINGDOM	2205	4558	50860	127326	
400 U STATES	265	262	11516	15643	
	2470	4820	62376	142969	
COTTON FABRICS 80 TO 99 COUNT	LB				3048
100 U KINGDOM	850	3503	13816	47436	
376 SWITZRLND			315	1457	
400 U STATES	1642	2463	7314	11523	
	2492	5966	21445	60416	
COTTON FABRICS CUT WFT PILE	LB				3049
100 U KINGDOM	12496	34671	189977	533724	
306 BELGIUM			1159	2531	
327 FRANCE			3226	5141	
335 GERMANY W			1779	3770	
344 ITALY			2006	5369	
347 JAPAN	5471	7955	73062	94983	
354 NETHRLNDS			52079	61481	
400 U STATES	65114	86755	886327	1200266	
	83081	129381	1209615	1907265	
COTTON FABRICS FOR BOOK COVERS	LB				3050
100 U KINGDOM	5521	5133	124258	115047	
400 U STATES	5247	4825	44042	50719	
	10768	9958	168300	165766	
LACE NOT COLOURED FOR CLOTHING	LB				3051
100 U KINGDOM	1185	3407	8945	28903	
305 AUSTRIA	12279	41752	160338	590029	
306 BELGIUM			551	1519	
327 FRANCE	1202	8422	20306	125615	
335 GERMANY W	684	1850	1082	2810	

IMPORTS INTO CANADA FOR CONSUMPTION

Articles and Countries from which Imported	MONTH OF DECEMBER 1954		TWELVE MONTHS ENDED DECEMBER 1954		Class Number
	Quantities	Values (\$)	Quantities	Values (\$)	
347 JAPAN			2700	3764	
354 NETHRLNDS			95	228	
367 AZURES			18	346	
376 SWITZRLND	208	2448	10332	65110	
390 GERMANY E			156	1590	
400 U STATES	9806	51213	200809	970041	
LACE COLOURED FOR CLOTHING	25364	109092	405332	1789955	
100 U KINGDOM	Lb		1705	4580	3052
305 AUSTRIA			6175	25525	
327 FRANCE	70	247	2489	17397	
335 GERMANY W			817	2626	
367 AZURES	8	119	8	119	
376 SWITZRLND	78	356	690	6126	
400 U STATES	1025	4519	14612	77369	
EMBROIDERIES COTTON N O P	1181	5241	26496	133742	
100 U KINGDOM	Lb		372	574	3053
215 INDIA	15	205	1438	6963	
231 HONG KONG			62	309	
305 AUSTRIA	90	444	3481	18565	
306 BELGIUM	1	163	1483	3716	
327 FRANCE			2023	14252	
335 GERMANY W			36	151	
347 JAPAN			353	686	
354 NETHRLNDS			1361	4745	
376 SWITZRLND	136	1646	10780	84768	
400 U STATES	684	2137	10203	34430	
LACE BOBBINET NETS COTTON N O P	1298	5169	36512	181272	
100 U KINGDOM	Lb		947	2390	3054
215 INDIA	28	165	2748	20022	
231 HONG KONG	141	1221	2501	11534	
305 AUSTRIA	189	1207	391	2513	
306 BELGIUM			168	1249	
327 FRANCE	78	653	1518	10887	
335 GERMANY W	23	105	499	980	
347 JAPAN	466	527	3301	3756	
354 NETHRLNDS			954	3186	
376 SWITZRLND	16	560	730	9709	
400 U STATES	308	1178	9170	30987	
WHITE COTTON BOBBINET PLAIN	2196	7806	43856	156777	
100 U KINGDOM	YD		40764	17337	3055
GLOVES COTTON	40764	17337	217237	87007	
100 U KINGDOM	OZ PR		483	3481	3064
231 HONG KONG				4929	270882
232 MALTA				1415	13998
305 AUSTRIA	3	84	319	10484	2315
306 BELGIUM				10	145
313 CHINA				100	234
317 CZECHO S				50	205
327 FRANCE	57	827	3259	38727	
335 GERMANY W	560	3540	56364	333509	
336 GREECE	149	958	720	4552	
344 ITALY	2548	16165	30147	182626	
347 JAPAN	4129	8486	43191	122255	
354 NETHRLNDS				48	147
390 GERMANY E	600	2301	11752	51729	
400 U STATES	1559	7973	23139	110073	
SOCKS AND STOCKINGS COTTON	10088	43815	207210	1141881	
100 U KINGDOM	OZ PR		3989	15597	3065
231 HONG KONG				100	368914
318 DENMARK				501	137
327 FRANCE				121	2559
344 ITALY	990	2705	2015	1551	5846
354 NETHRLNDS				320	1348
372 SPAIN	180	808	2325	10067	
400 U STATES	4747	16122	173223	498702	
SHIRTS COTTON NOT KNITTED	9906	35232	297262	889124	
100 U KINGDOM	Lb		43	336	3066
215 INDIA				5572	50010
224 JAMAICA				10	6213
231 HONG KONG				2789	178
305 AUSTRIA	730	1847	4172	3701	13307
327 FRANCE				96	141
335 GERMANY W				112	242
344 ITALY				356	1809
347 JAPAN	4401	4852	13560	15930	
352 MEXICO	25	69	456	2532	
354 NETHRLNDS				254	442
376 SWITZRLND				3552	15120
380 USSR				16	119
383 HAWAII				261	1032
400 U STATES	9513	24853	135197	319749	
UNDERWEAR COTTON KNITTED	14712	31957	177025	430525	
100 U KINGDOM	Lb		4900	7378	3067
306 BELGIUM				1077	300999
354 NETHRLNDS				2840	1720
376 SWITZRLND				106	4953
400 U STATES	1395	2995	68730	667	137318
	6295	10373	224833	445657	

Articles and Countries from which Imported	MONTH OF DECEMBER 1954		TWELVE MONTHS ENDED DECEMBER 1954		Class Number
	Quantities	Values (\$)	Quantities	Values (\$)	
COTTON CLOTHING N U P WOVEN	LB				3068
100 U KINGDOM	1701	5537	40330	142723	
224 JAMAICA			124	1238	
231 HONG KONG			769	1962	
305 AUSTRIA	219	1863	3607	19491	
306 BELGIUM			521	1802	
317 CZECHOS			182	215	
318 DENMARK			58	268	
327 FRANCE	4	85	610	5213	
335 GERMANY W	102	741	3067	9099	
337 GUATEMALA			184	889	
340 HUNGARY			175	1324	
344 ITALY	104	407	1684	11609	
347 JAPAN	444	1158	4899	8420	
352 MEXICO	57	682	1268	5707	
354 NETHRLNDS	132	390	10539	16817	
366 PORTUGAL			307	914	
367 AZORES	51	433	1026	5699	
376 SWITZRLND	151	878	4169	37126	
380 USSR	10	107	10	107	
383 HAWAII			1472	8809	
384 P RICO			15	219	
400 U STATES	36232	81370	598716	1504468	
	39207	93651	673732	1784119	
DRESSES WVN COTT WOMENS CHLDNS	NU				3069
100 U KINGDOM	59	731	758	5667	
224 JAMAICA			137	1005	
305 AUSTRIA			4	60	
306 BELGIUM			7	177	
327 FRANCE	24	814	872	5608	
335 GERMANY W	18	119	94	754	
344 ITALY			153	1197	
352 MEXICO			16	157	
364 PHIL			885	368	
367 AZORES			768	1676	
375 SWEDEN			62	344	
376 SWITZRLNU	116	1928	356	3950	
383 HAWAII			986	6803	
400 U STATES	16246	47264	304358	929325	
	16463	50856	309456	957091	
SMOCKS OVRALLS WVN COTTON MENS	LB				3070
100 U KINGDOM			267	452	
354 NETHRLNDS			1276	1736	
400 U STATES	6564	8697	120315	174697	
	6564	8697	121858	176885	
RAINCOATS WATERPROOFED COTTON	NU				3071
100 U KINGDOM	748	7528	12067	115991	
335 GERMANY W	455	2690	6772	55415	
360 ISRAEL			507	3284	
375 SWEDEN			9	116	
376 SWITZRLND	9	128	9	128	
400 U STATES	632	2524	9821	38318	
	1844	12870	29185	213252	
CLTHG NOP COTT KNIT INFNTS CHLD	LB				3072
100 U KINGDOM	4203	8782	124687	231157	
306 BELGIUM			83	270	
335 GERMANY W			615	2453	
347 JAPAN			1473	2066	
354 NETHRLNDS	288	808	2385	6600	
400 U STATES	2340	5470	73066	193996	
	6831	15060	202309	436542	
CLTHG NOP COTT KNIT WOMNS GRLS	LB				3073
100 U KINGDOM	141	363	50914	115904	
231 HONG KONG			61	323	
305 AUSTRIA			148	2371	
306 BELGIUM			613	1426	
327 FRANCE			40	158	
335 GERMANY W			57	668	
340 HUNGARY			44	63	
344 ITALY			54	529	
354 NETHRLNDS			62	132	
376 SWITZRLND			241	1335	
400 U STATES	1281	4059	54569	131733	
	1422	4422	106803	254642	
CLTHG NOP COTT KNIT MENS BOYS	LB				3074
100 U KINGDOM	1671	2514	73843	151951	
215 INDIA			140	266	
327 FRANCE			78	313	
335 GERMANY W			908	1416	
354 NETHRLNDS			12373	22673	
376 SWITZRLND			478	3435	
400 U STATES	3079	8316	93797	218333	
	4750	10830	181617	398387	
BAGS COTTON	LB				3082
100 U KINGDOM			264	474	
400 U STATES	1452	1333	71676	52194	
	1452	1333	71940	52668	
BELTING OF COTTON	LB				3083
100 U KINGDOM	877	1076	38573	44623	
400 U STATES	10742	17981	95940	172259	
	11619	19057	134513	216882	
BLANKETS OF COTTON	LB				3084
100 U KINGDOM	11205	10379	82444	63189	
306 BELGIUM	27528	20831	140846	99861	
335 GERMANY W	1500	1031	138140	92747	
347 JAPAN	13092	7917	23235	15902	

IMPORTS INTO CANADA FOR CONSUMPTION

Articles and Countries from which Imported	MONTH OF DECEMBER 1954		TWELVE MONTHS ENDED DECEMBER 1954		Class Number
	Quantities	Values (\$)	Quantities	Values (\$)	
354 NETHRLNDS	14932	9887	97197	64981	
400 U STATES	15897	14643	265742	241828	
	84154	64688	747604	578508	
TAPE AND WEBBING HOOK AND EYE	LB				3085
100 U KINGDOM			371	1218	
400 U STATES	247	740	5170	13479	
	247	740	5541	14697	
BRAIDED WICK FOR CANDLES					3086
100 U KINGDOM		1532		3150	
400 U STATES		1923		35669	
		3455		38819	
CURTAINS COTTON N O P	LB				3087
100 U KINGDOM			5884	16997	
335 GERMANY W			43	259	
347 JAPAN			1382	1924	
376 SWITZRLND	18	151	286	2993	
400 U STATES	10608	19090	113360	194472	
	10626	19241	120955	216645	
TABLE AND TRAY CLOTHS COTTON	LB				3088
100 U KINGDOM	9955	20925	94340	205510	
215 INDIA	12	59	78	168	
216 PAKISTAN	10	387	10	387	
231 HONG KONG	2436	6607	65072	141990	
305 AUSTRIA			998	4752	
306 BELGIUM	458	646	2854	4547	
313 CHINA			796	2110	
327 FRANCE	38	769	1029	5295	
335 GERMANY W			1949	5419	
344 ITALY			746	1048	
347 JAPAN	5382	5858	58368	57396	
352 MEXICO			534	1019	
354 NETHRLNDS	1597	2192	62303	86356	
366 PORTUGAL			51	411	
367 AZORES	95	425	1496	6866	
372 SPAIN			21	55	
373 CANARY IS			1025	2282	
376 SWITZRLND	9	84	4809	29163	
400 U STATES	9931	14034	103427	161832	
	29923	51986	399906	716606	
DUCK SEAMLESS COTTON FOR HOSE	LB				3089
400 U STATES	1120	786	1573	1463	
	1120	786	1573	1463	
FRINGES AND TASSELS COTTON	LB				3090
400 U STATES	10	56	1749	4630	
	10	56	1749	4630	
HANDKERCHIEFS COTTON	LB				3091
100 U KINGDOM	16319	55635	236924	675183	
231 HONG KONG	70	1187	1009	4694	
305 AUSTRIA	48	191	897	7364	
306 BELGIUM			79	1386	
317 CZECHO S			6517	17279	
327 FRANCE	27	194	395	2168	
335 GERMANY W			77	273	
344 ITALY			255	1460	
347 JAPAN	18195	21756	182525	219479	
354 NETHRLNDS	182	488	1413	3822	
376 SWITZRLND	835	7777	25797	292881	
400 U STATES	3525	10803	29025	79440	
	38201	98031	484913	1305429	
LAUNDER TAPES FOR BLINDS	LB				3092
100 U KINGDOM	1984	3749	23399	33147	
400 U STATES	370	201	11991	10714	
	2354	3950	35390	43861	
MANTLE STOCKING FOR GAS LIGHT				235	3093
400 U STATES				235	
QUILTS COUNTERPANES COTTON	LB				3094
100 U KINGDOM	771	1097	24746	30602	
215 INDIA	125	168	5766	6081	
306 BELGIUM			593	982	
335 GERMANY W	10	133	3450	2532	
344 ITALY			2200	2017	
347 JAPAN			7877	5489	
354 NETHRLNDS			13069	16131	
400 U STATES	95854	100812	1429471	1605898	
	96760	102210	1487172	1669732	
SHEETS COTTON	LB				3095
100 U KINGDOM	150	331	26645	32456	
306 BELGIUM	9009	6455	38655	26295	
354 NETHRLNDS	717	1015	4085	4526	
366 PORTUGAL			388	1076	
367 AZORES	311	912	4369	11952	
376 SWITZRLND			1058	729	
381 ALASKA			420	1340	
400 U STATES	169381	193410	1424069	1545301	
	179568	202123	1499689	1623675	
TOWELS COTTON	LB				3096
100 U KINGDOM	2070	2888	49070	53632	
215 INDIA	3648	2570	5014	3354	
231 HONG KONG			1375	1300	
306 BELGIUM	515	621	1568	1943	
335 GERMANY W			281	405	
347 JAPAN	12386	7013	50764	29319	
354 NETHRLNDS			43768	51608	
376 SWITZRLND			259	424	
381 ALASKA			106	126	

Articles and Countries from which Imported	MONTH OF DECEMBER 1954		TWELVE MONTHS ENDED DECEMBER 1954		Class Number
	Quantities	Values (\$)	Quantities	Values (\$)	
400 U STATES	306488	299608	2679134	2704776	
COTTON MANUFACTURES N O P	325107	312700	2831339	2846887	
100 U KINGDOM	LB 9913	15034	144307	222513	3097
215 INDIA	110	200	110	200	
231 HONG KONG	457	764	4592	7280	
234 AUSTRALIA			100	118	
305 AUSTRIA			224	999	
306 BELGIUM	238	250	25911	32809	
313 CHINA			264	498	
317 CZECHO S			717	865	
327 FRANCE			3916	6065	
335 GERMANY W	1458	1160	10160	7376	
344 ITALY			101	304	
347 JAPAN	883	434	13622	8119	
354 NETHRLNDS	298	233	23491	22704	
359 NORWAY			79	201	
360 ISRAEL			750	662	
367 AZORES	64	193	71	282	
376 SWITZRLND	14	131	2552	6470	
381 ALASKA			150	448	
390 GERMANY E			129	745	
400 U STATES	93274	122814	1025452	1447633	
WASH CLOTHS BATH MATS COTTON	106709	141213	1256698	1766291	
100 U KINGDOM	LB 344	351	1460	1815	3098
231 HONG KONG			2773	1556	
306 BELGIUM			1392	978	
313 CHINA			500	263	
317 CZECHO S			2392	2449	
335 GERMANY W			418	738	
347 JAPAN			4793	4441	
354 NETHRLNDS			6960	3067	
400 U STATES	78433	96657	771977	928713	
PILLOW CASES COTTON	78777	97008	792665	944020	
100 U KINGDOM	LB 3387	7411	89223	167014	3100
231 HONG KONG	11412	18660	79765	135204	
313 CHINA			2002	3547	
347 JAPAN	42892	32441	279725	223930	
354 NETHRLNDS			62	64	
366 PORTUGAL			3235	10149	
367 AZORES	1776	5902	20642	63615	
373 CANARY IS			1031	2145	
376 SWITZRLND	3	64	362	743	
381 ALASKA			200	234	
400 U STATES	53639	60136	304896	371748	
FLAX FIBRE AND TOW	113109	124614	781143	978393	
306 BELGIUM	CWT		287	7923	3111
309 BRAZIL			1117	7683	
400 U STATES			918	27668	
HEMP DRESSED OR UNRESSED			2322	43274	
335 GERMANY W	CWT		443	2882	3112
344 ITALY			984	19487	
400 U STATES	278	5087	1524	23431	
JUTE AND JUTE BUTTS	278	5087	2951	45800	
100 U KINGDOM	CWT		224	1797	3113
216 PAKISTAN			17009	244008	
371 THAILAND			1160	4860	
400 U STATES	2015	19515	2664	24483	
OAKUM OF FLAX HEMP OR JUTE	2015	19515	21057	275148	
100 U KINGDOM	CWT 62	790	414	6611	3114
354 NETHRLNDS			8304	72031	
381 ALASKA			20	206	
400 U STATES	1605	29812	17934	321965	
BATTS WADDING VEGETABLE FIBRES	1667	30602	26672	400813	
400 U STATES	LB 863	133	7215	2010	3115
YARNS JUTE SINGLES N O P	863	133	7215	2010	
100 U KINGDOM	LB 47518	7270	1234165	219881	3121
215 INDIA	13828	2499	163822	29826	
306 BELGIUM			80281	14287	
YARNS VEGETABLE FIBRE SINGLES	61346	9769	1478268	263994	
100 U KINGDOM	LB 3656	1946	66256	29784	3122
306 BELGIUM			302000	42299	
344 ITALY	13200	6005	68415	25004	
352 MEXICO	5021	556	15009	1674	
354 NETHRLNDS			58964	10881	
400 U STATES	27	106	1451	466	
YARNS CORDS TWINE OF JUTE N O P	21904	8613	512095	110108	
100 U KINGDOM	LB 25508	5978	323683	73744	3123
306 BELGIUM			128617	17857	
316 CUBA			1650	239	
352 MEXICO			99270	15089	
400 U STATES			54366	12943	
YARNS CORDS TWINE VEG FIB N O P	25508	5978	607586	119872	
100 U KINGDOM	LB 12684	10929	775463	220037	3124
231 HONG KONG			500	127	

IMPORTS INTO CANADA FOR CONSUMPTION

Articles and Countries from which Imported	MONTH OF DECEMBER 1954		TWELVE MONTHS ENDED DECEMBER 1954		Class Number
	Quantities	Values (\$)	Quantities	Values (\$)	
306 BELGIUM	11022	1885	155918	26012	
316 CUBA			16000	2544	
318 DENMARK			56722	9510	
335 GERMANY W			10000	1909	
344 ITALY	1723	624	20232	7904	
352 MEXICO	68689	8099	1223494	165422	
354 NETHRLNDS			104519	17261	
389 IRELAND			14146	3425	
400 U STATES	4351	3903	231295	116125	
	98469	25440	2608289	570276	
LINEN THREAD FOR SEWING	LB				3125
100 U KINGDOM	26089	51290	237593	459966	
327 FRANCE			502	579	
335 GERMANY W			579	1205	
376 SWITZRLND			154	224	
400 U STATES	432	1192	3082	8133	
	26521	52482	241910	470107	
YARNS VEG FIBRE FOR WEAVING	LB				3126
100 U KINGDOM	15215	10516	260356	156613	
215 INDIA			166340	31300	
306 BELGIUM			73623	13646	
400 U STATES	16002	6065	180840	57840	
	31217	16581	681159	259399	
CANVAS TWINE OF FLAX FOR SAILS					3131
100 U KINGDOM				1179	
400 U STATES				391	
				1570	
FABRICS CHIEFLY FLAX OR HEMP	LB				3132
100 U KINGDOM	78490	113127	587143	860382	
306 BELGIUM			1415	1501	
317 CZECHO S			3879	2794	
327 FRANCE			101	365	
344 ITALY			3545	13734	
364 PHIL			220	128	
367 AZORES			38	406	
375 SWEDEN			325	788	
376 SWITZRLND	23	85	222	581	
400 U STATES	1621	1959	9036	20951	
	80134	115171	605924	901630	
FABRICS JUTE UNBLEACHED N O P	YU				3134
100 U KINGDOM	2781	788	394022	98583	
215 INDIA	2685000	260631	101286072	8801841	
305 AUSTRIA	40300	8720	299038	68206	
306 BELGIUM	17752	4041	2231218	199536	
327 FRANCE	50000	5776	1193000	152099	
335 GERMANY W	50000	4266	485834	67741	
340 HUNGARY			1150000	127013	
344 ITALY			300000	33797	
347 JAPAN			264000	26754	
354 NETHRLNDS			773860	169267	
400 U STATES	600698	42921	1968443	220402	
	3446531	327143	110345487	9965239	
FABRICS OF JUTE N O P	YD				3135
100 U KINGDOM	1005	404	58409	23352	
305 AUSTRIA	1168	249	1796	597	
400 U STATES			11545	3524	
	2173	653	71750	27473	
FABRIC JUTE 12INS WIDE OR LESS	LB				3136
215 INDIA			263705	51301	
306 BELGIUM			2250	558	
			265955	51859	
FAB VEG FIB 12INS WIDE OR LESS	LB				3137
100 U KINGDOM	16532	25066	220598	310960	
305 AUSTRIA			155	2470	
327 FRANCE			479	1635	
335 GERMANY W	182	243	5700	13231	
347 JAPAN	14645	8733	26262	16848	
354 NETHRLNDS	400	515	2498	3419	
400 U STATES	29180	38705	362644	493366	
	60939	73262	618336	841929	
FABRICS VEG FIBRE NOP CUT PILE	YU				3138
100 U KINGDOM	482	660	55882	23438	
306 BELGIUM			24169	6737	
317 CZECHO S			619	475	
327 FRANCE			236	721	
335 GERMANY W			2040	734	
344 ITALY			497	1888	
352 MEXICO			1459	430	
354 NETHRLNDS	606	699	1566	1445	
375 SWEDEN			200	193	
376 SWITZRLND	85	90	85	90	
400 U STATES	1207	1629	18500	24171	
	2380	3078	105253	60322	
TOWELLING TABLE CLOTHS IN WEB	LB				3139
100 U KINGDOM	4148	5220	153662	178265	
306 BELGIUM			3213	2986	
317 CZECHO S	6513	5575	18383	14549	
344 ITALY			680	2663	
365 POLAND			7447	3786	
400 U STATES	90	417	2143	2710	
	10751	11212	185528	204959	
WOVEN DRESS LINENS	LB				3140
100 U KINGDOM			1993	3795	
			1993	3795	
CLOTHING VEGETABLE FIBRES NOP	LB				3162
100 U KINGDOM	724	3456	4496	25881	

Articles and Countries from which Imported	MONTH OF DECEMBER 1954		TWELVE MONTHS ENDED DECEMBER 1954		Class Number
	Quantities	Values (\$)	Quantities	Values (\$)	
231 HONG KONG			285	868	
317 CZECHO S			99	318	
327 FRANCE	5	85	89	925	
335 GERMANY W			26	128	
344 ITALY			384	1079	
347 JAPAN			345	491	
352 MEXICO			20	195	
359 NORWAY			806	2444	
360 ISRAEL			161	1021	
367 AZORES			536	2752	
370 ROUMANIA			94	1164	
376 SWITZRLND	13	95	38	538	
389 IRELAND	10	126	10	126	
400 U STATES	2209	7430	21127	64333	
	2961	11192	28516	102263	
BAGS OF HEMP LINEN JUTE SISAL	LB				3171
100 U KINGDOM			1427	487	
215 INDIA	60700	11061	167800	27388	
344 ITALY			675	240	
400 U STATES	60573	14222	494670	125959	
	121273	25283	664572	154074	
CARPETING RUGS HEMP JUTE SISAL					3172
100 U KINGDOM		14587		121924	
215 INDIA				6963	
306 BELGIUM		16326		92879	
327 FRANCE				1793	
335 GERMANY W				5863	
347 JAPAN				2964	
354 NETHRLNDS		4780		76525	
375 SWEUEN				4635	
389 IRELAND				32059	
400 U STATES		2862		40220	
		38555		385825	
QUILTS BATH MATS	LB				3173
100 U KINGDOM			117	420	
344 ITALY	7712	7346	52382	56346	
347 JAPAN	18014	13146	53259	42413	
400 U STATES	7349	7802	70958	78128	
	33075	28294	176716	177307	
FIRE HOSE LINEN					3174
100 U KINGDOM		41019		207480	
381 ALASKA				198	
400 U STATES		114		2323	
		41133		210001	
HANDKERCHIEFS FLAX OR HEMP	LB				3175
100 U KINGDOM	7903	36064	134130	597248	
231 HONG KONG	269	4754	6179	75447	
232 MALTA	10	296	68	1814	
305 AUSTRIA	77	1158	280	3710	
313 CHINA			261	2910	
327 FRANCE			386	3373	
366 PORTUGAL			28	438	
367 AZORES			52	749	
376 SWITZRLND	220	2416	2941	46265	
400 U STATES	8	224	290	3618	
	8487	44912	144615	735572	
SAILS FOR BOATS AND SHIPS					3176
100 U KINGDOM		193		24866	
354 NETHRLNDS				264	
400 U STATES				4475	
		193		29605	
TOWELS GLASS CLOTHS CRASH HUCK	LB				3177
100 U KINGDOM	19332	24399	252472	315101	
231 HONG KONG			23	182	
306 BELGIUM			13745	14057	
317 CZECHO S	1576	1241	32598	24929	
344 ITALY	12	50	43	112	
354 NETHRLNDS			212	230	
365 POLAND			4777	3312	
367 AZORES			80	694	
400 U STATES	76	167	379	1094	
	20996	25857	304329	359711	
SHEETS TABLECLOTHS TOWELS FLAX	LB				3178
100 U KINGDOM	30097	69842	359803	895613	
231 HONG KONG	1513	11054	10241	65938	
232 MALTA			48	746	
234 AUSTRALIA			208	867	
306 BELGIUM	1162	948	38242	39953	
313 CHINA			34	222	
317 CZECHO S			8146	6906	
318 DENMARK			61	197	
327 FRANCE			98	310	
335 GERMANY W	240	492	1084	3132	
344 ITALY	1119	1215	8070	13502	
347 JAPAN	9454	11317	211558	195068	
354 NETHRLNDS	3054	2336	15838	18506	
366 PORTUGAL			582	5170	
367 AZORES	1093	7316	9803	58476	
373 CANARY IS			3433	14336	
376 SWITZRLND			251	2376	
400 U STATES	789	1109	15747	31194	
	48521	105629	683247	1352512	
JUTE MANUFACTURES N O P	LB				3179
100 U KINGDOM	5522	4948	15193	14948	
400 U STATES	451	325	28961	12713	
	5973	5273	44154	27661	

IMPORTS INTO CANADA FOR CONSUMPTION

Articles and Countries from which Imported	MONTH OF DECEMBER 1954		TWELVE MONTHS ENDED DECEMBER 1954		Class Number
	Quantities	Values (\$)	Quantities	Values (\$)	
VEGETABLE FIBRE MFRS N O P	LB				3180
100 U KINGDOM	12550	17362	202514	216600	
215 INDIA			1245	824	
216 PAKISTAN	150	393	7073	7702	
218 MALAYA			59	116	
231 HONG KONG	332	251	2851	12688	
305 AUSTRIA			296	1871	
306 BELGIUM	701	1069	14341	21417	
317 CZECHO S			2006	1742	
318 DENMARK			75	93	
327 FRANCE	407	1015	5419	10397	
335 GERMANY W	75	98	11559	15146	
344 ITALY	480	621	33958	44909	
347 JAPAN	24618	21180	250294	227967	
354 NETHRLNDS	246	458	22383	16840	
359 NORWAY			597	527	
366 PORTUGAL			12	155	
367 AZORES	294	570	1290	5778	
372 SPAIN			109	221	
373 CANARY IS			431	2059	
375 SWEDEN	43	51	1834	2943	
376 SWITZRLND	17	219	1446	4199	
381 ALASKA			590	379	
390 GERMANY E			995	1220	
400 U STATES	156064	161729	1820176	1889891	
	195977	205016	2381553	2485684	
RAW SILK AND COCOONS	LB				3201
347 JAPAN			1971	10308	
376 SWITZRLND	3351	10238	5264	18192	
400 U STATES	3765	17386	54039	225365	
	7116	27624	61274	251865	
GARNETTED SILK WASTES	LB				3202
100 U KINGDOM			147	269	
231 HONG KONG			132	351	
400 U STATES	240	524	2336	4190	
	240	524	2615	4810	
YARNS THROWN SILK IN THE GUM	LB				3211
327 FRANCE			214	1519	
400 U STATES			580	1108	
			794	2627	
YARNS SINGLES SPUN SILK N O P	LB				3212
400 U STATES	25	144	25	144	
	25	144	25	144	
THREADS CORDS TWIST SILK N O P	LB				3213
100 U KINGDOM	18	296	301	3249	
335 GERMANY W			150	1404	
347 JAPAN	23	224	23	224	
400 U STATES	210	1359	1960	15025	
	251	1879	2434	19902	
YARN SILK FOR KNITTING WEAVING	LB				3214
100 U KINGDOM			12991	16847	
344 ITALY	99	324	24370	34535	
376 SWITZRLND			2018	11319	
400 U STATES	1050	3008	21653	33043	
	1149	3332	61034	95744	
YARNS SILK METALLIC COVERED	LB				3215
400 U STATES	34	111	71	308	
	34	111	71	308	
YARNS SILK N O P	LB				3216
100 U KINGDOM	5	105	65	880	
327 FRANCE			54	317	
376 SWITZRLND	101	1043	1050	8828	
400 U STATES	172	1019	2133	13320	
	278	2167	3302	23345	
BOLTING CLOTH NOT MADE UP	YD				3221
100 U KINGDOM	235	389	1209	3619	
347 JAPAN			7674	11268	
376 SWITZRLND			10124	27839	
400 U STATES	5589	9327	25812	88868	
	5824	9716	44819	131594	
KNITTED FABRICS SILK	LB				3222
100 U KINGDOM			11	218	
400 U STATES	17	409	312	3525	
	17	409	323	3743	
FABRICS SILK 20 IN UNFINISHED	YD				3223
100 U KINGDOM			253	270	
347 JAPAN			1250	777	
			1503	1047	
FABRICS SILK N O P	YD				3224
100 U KINGDOM	996	3718	19214	50502	
215 INDIA			360	637	
231 HONG KONG			2775	2405	
313 CHINA	4167	4384	4167	4384	
327 FRANCE	2067	5378	26455	55937	
335 GERMANY W			258	454	
344 ITALY	4416	10764	31128	96586	
347 JAPAN	5880	3788	108366	68740	
371 THAILAND	38	143	38	143	
372 SPAIN			74	358	
376 SWITZRLND	9049	15693	64536	121050	
400 U STATES	44684	73336	374671	644305	
	71297	117204	632042	1045501	
FABRICS SILK 26 INCHES OR LESS	YD				3225
100 U KINGDOM	379	1253	2934	10109	
344 ITALY			23	123	
376 SWITZRLND			30	105	

IMPORTS INTO CANADA FOR CONSUMPTION

Articles and Countries from which Imported	MONTH OF DECEMBER 1954		TWELVE MONTHS ENDED DECEMBER 1954		Class Number
	Quantities	Values (\$)	Quantities	Values (\$)	
400 U STATES			197	809	
RIBBONS SILK UNDER 12 INCHES	379	1253	3184	10946	3228
100 U KINGDOM	LB 37	566	194	7009	
327 FRANCE	9	105	379	6321	
376 SWITZRLND			37	489	
400 U STATES	312	4435	2340	19095	
FABRICS SILK FOR NECKWEAR	358	5106	2950	32914	3229
100 U KINGDOM	YD 676	1289	22272	29848	
305 AUSTRIA	1090	1711	9694	18612	
306 BELGIUM			413	427	
327 FRANCE	2204	2409	60567	64288	
335 GERMANY W	10828	12208	85612	106572	
344 ITALY	9188	13320	61463	91588	
347 JAPAN	4986	2078	266889	78337	
354 NETHRLNDS			1635	1816	
376 SWITZRLND	15019	24182	145866	223230	
400 U STATES	180557	201688	1384433	1547623	
UMBRELLA COVERING FABRICS	224548	238885	2038844	2182341	3230
100 U KINGDOM	YD		754	266	
327 FRANCE	3336	966	43042	15613	
335 GERMANY W	1923	1237	6509	2427	
344 ITALY			435	148	
400 U STATES	60279	28484	491694	232653	
FABRICS PILE SILK OR SYNTHETIC	65538	30687	542434	251107	3232
100 U KINGDOM	YO 175	403	8502	12385	
306 BELGIUM			128	652	
327 FRANCE			54561	55994	
335 GERMANY W	1887	2309	30059	47723	
344 ITALY			1073	2710	
400 U STATES	8199	15357	151128	294217	
SOCKS AND STOCKINGS SILK	10261	18069	245451	413681	3244
100 U KINGDOM	DZ PR 38	1497	686	20735	
327 FRANCE			11	207	
344 ITALY	12	433	12	433	
400 U STATES	118	5880	1075	49436	
UNDERWEAR SILK KNITTED	168	7810	1784	70811	3245
100 U KINGDOM	LB		23	655	
CLOTHING SILK N O P			23	655	3246
100 U KINGDOM	OZ 4906	6640	82120	126919	
215 INDIA	691	337	979	634	
231 HONG KONG	4415	1910	11080	7845	
305 AUSTRIA	944	1444	8671	11714	
327 FRANCE	1117	1444	11215	14290	
344 ITALY	2169	2578	47695	60564	
347 JAPAN	14745	7136	47922	27081	
376 SWITZRLND	3587	4678	42747	49046	
389 IRELAND			413	479	
400 U STATES	8021	6685	69962	61728	
DRESSES SILK WOMENS CHILDRENS	40595	32852	322804	360300	3247
100 U KINGDOM	NU 22	2330	771	31378	
306 BELGIUM			4	275	
327 FRANCE	9	568	142	22492	
335 GERMANY W			4	343	
344 ITALY	14	172	130	11356	
354 NETHRLNDS			23	293	
372 SPAIN			3	532	
375 SWEDEN	29	1260	64	3365	
376 SWITZRLND	23	1085	233	10031	
383 HAWAII			29	315	
400 U STATES	1068	34757	13984	381175	
CLOTHING SILK WOMENS CHILDRENS	1165	40172	15387	461555	3248
100 U KINGDOM	OZ 1549	2545	17303	35221	
215 INDIA	2336	1403	6223	5282	
231 HONG KONG	6988	1316	62389	18345	
305 AUSTRIA	2390	3217	8153	11913	
306 BELGIUM	192	193	224	249	
327 FRANCE	2397	2595	73068	67690	
335 GERMANY W	112	75	2012	1959	
344 ITALY	11182	11260	123865	133886	
347 JAPAN	59014	18860	879480	535636	
367 AZORES	40	63	350	251	
376 SWITZRLND	4636	5433	23691	33071	
400 U STATES	8829	8125	97605	88574	
HANDKERCHIEFS SILK	92665	55085	1294363	932077	3251
100 U KINGDOM	OZ 25	61	1309	2674	
231 HONG KONG			183	52	
327 FRANCE			201	279	
344 ITALY			40	53	
347 JAPAN	10604	5494	103409	40267	
SILK MANUFACTURES N O P	10629	5555	105122	43325	3252
100 U KINGDOM	OZ 603	509	5365	6559	
231 HONG KONG	347	97	1952	628	
313 CHINA			360	237	
327 FRANCE	423	652	2810	4242	
335 GERMANY W			67	57	

IMPORTS INTO CANADA FOR CONSUMPTION

Articles and Countries from which Imported	MONTH OF DECEMBER 1954		TWELVE MONTHS ENDED DECEMBER 1954		Class Number
	Quantities	Values (\$)	Quantities	Values (\$)	
344 ITALY	55	164	2546	3088	
347 JAPAN			13944	5829	
375 SWEDEN	128	102	128	102	
376 SWITZRLND			1701	2329	
400 U STATES	125	95	21804	11880	
	1681	1619	50677	34951	
WOOL IN THE GREASE	LB				3261
100 U KINGDOM	87007	69022	710174	520964	
207 UN SO AFR	6485	6238	60573	52340	
215 INDIA			238323	163101	
216 PAKISTAN	28085	18449	56240	39013	
234 AUSTRALIA	137742	106688	1248551	1051509	
236 NEW ZEAL	44989	29417	3349137	2112045	
304 ARGENTINA	77778	59617	230208	182292	
386 URUGUAY	107219	88304	458969	451699	
389 IRELAND			4338	2549	
400 U STATES	69685	58073	1264959	1114331	
	558990	435808	7621472	5689863	
WOOL WASHED OR SCOURED	LB				3262
100 U KINGDOM	165086	165222	1344421	1285217	
207 UN SO AFR			515726	425259	
215 INDIA			66954	42932	
216 PAKISTAN			57317	45977	
234 AUSTRALIA	62153	65037	3759000	3943232	
236 NEW ZEAL	43459	36582	1296960	1013726	
304 ARGENTINA	32606	35011	386420	369979	
306 BELGIUM	1193	1554	17215	15910	
363 PERU			29283	29244	
386 URUGUAY	22417	24709	133985	129418	
400 U STATES	109844	112056	997436	970755	
	436758	440171	8604717	8271649	
WOOL PULLED OR SLIPED	LB				3263
100 U KINGDOM	22226	17139	250549	206245	
236 NEW ZEAL	3553	2722	285636	216498	
304 ARGENTINA			27616	18503	
400 U STATES			10056	10450	
	25779	19861	573857	451696	
HAIR OF CAMEL ALPACA GOAT NOP	LB				3264
100 U KINGDOM			42762	63821	
347 JAPAN			200	2239	
363 PERU			2575	4640	
400 U STATES	11151	15715	144954	234550	
	11151	15715	190491	305250	
NOILS WOOL	LB				3265
100 U KINGDOM	18057	17085	146631	150446	
306 BELGIUM			11496	14030	
386 URUGUAY	8094	5494	21765	15886	
400 U STATES	2413	2459	14375	12639	
	28564	25038	194267	193001	
GARNETTED WOOL WASTE	LB				3267
100 U KINGDOM	9303	12001	99727	96116	
306 BELGIUM			4333	6829	
400 U STATES	14002	21052	124232	141541	
	23305	33053	228292	244486	
WOOL TOPS DRY COMBED	LB				3268
100 U KINGDOM	123198	189518	1237285	2052280	
207 UN SO AFR			82243	139218	
234 AUSTRALIA	20000	30290	32216	46719	
304 ARGENTINA			6019	9096	
327 FRANCE			144091	217275	
386 URUGUAY			67233	121357	
400 U STATES	2726	4892	10932	20222	
	145924	224700	1580019	2606167	
WOOL TOPS OIL COMBED	LB				3269
100 U KINGDOM	607373	841761	7015491	10329199	
207 UN SO AFR	9551	15272	96385	169506	
234 AUSTRALIA	8000	11980	19236	25476	
327 FRANCE			28536	37273	
386 URUGUAY			15046	21107	
389 IRELAND			5053	5709	
400 U STATES	454	1002	6126	10309	
	625378	870015	7185873	10598579	
HAIR TOPS	LB				3270
100 U KINGDOM	2034	1329	78461	62616	
400 U STATES	6342	6304	61907	67702	
	8376	7633	140368	130318	
YARNS OR WARPS HAIR FOR MFRERS	LB				3273
100 U KINGDOM			71537	82370	
400 U STATES			42309	21458	
			113846	103828	
YARN MOHAIR FOR PILE FABRICS	LB				3274
100 U KINGDOM			19535	42843	
400 U STATES			4402	9008	
			23937	51851	
YARNS WOOL FOR 6 OZ FABRICS	LB				3275
100 U KINGDOM	12545	29162	67953	157620	
400 U STATES			5880	12029	
	12545	29162	73833	169649	
WOOLLEN SPUN YARN	LB				3276
100 U KINGDOM	53655	67343	398581	632069	
305 AUSTRIA			18540	46582	
306 BELGIUM			22260	84206	
327 FRANCE	1698	6342	24954	84448	
335 GERMANY W	85	240	4390	11507	
347 JAPAN			145	1259	
354 NETHRLNDS			676	1401	

IMPORTS INTO CANADA FOR CONSUMPTION

Articles and Countries from which Imported	MONTH OF DECEMBER 1954		TWELVE MONTHS ENDED DECEMBER 1954		Class Number
	Quantities	Values (\$)	Quantities	Values (\$)	
400 U STATES	691	2220	39307	71658	
WORSTED SPUN YARN	56129	76145	508853	933130	3277
100 U KINGDOM	91301	190349	928756	2168527	
305 AUSTRIA			20874	56094	
306 BELGIUM			83925	180764	
327 FRANCE	17702	40264	143578	386760	
335 GERMANY W	1775	4865	11749	29835	
347 JAPAN	1100	2548	2357	5208	
354 NETHRLNDS	310	730	2911	6101	
376 SWITZRLND	493	1506	493	1506	
400 U STATES	3740	8539	50512	131539	
WOOL FAB IN GRAY OVR 4 TD 8 OZ	116421	248801	1245155	2966334	3281
100 U KINGDOM	208	726	40894	87845	
344 ITALY	3515	6636	33328	72203	
400 U STATES			24	106	
WOOL FAB IN GRAY 4 OZ OR LESS	3723	7362	74246	160154	3282
100 U KINGDOM	6696	16660	177384	521217	
KNITTED FABRICS WOOL N O P	6696	16660	177384	521217	3283
100 U KINGDOM	177	558	16028	39586	
305 AUSTRIA			260	1242	
327 FRANCE			292	1933	
344 ITALY			468	2966	
354 NETHRLNDS			390	1014	
400 U STATES	526	1772	19533	65518	
FLANNELS	703	2330	36971	112259	3284
100 U KINGDOM	82359	194211	650097	1568353	
304 ARGENTINA			421	1014	
306 BELGIUM			402	1786	
327 FRANCE			130	2880	
344 ITALY	258	1097	2223	8467	
360 ISHAEL			387	1571	
376 SWITZRLND	542	1744	1168	4007	
400 U STATES			4297	16499	
FELT CLOTH N O P	83159	197052	659123	1604577	3285
100 U KINGDOM			116	215	
335 GERMANY W			1142	1327	
400 U STATES	125	224	1078	3484	
OVERCOATINGS	125	224	2336	5026	3286
100 U KINGDOM	51610	110734	547202	1323713	
306 BELGIUM			703	2161	
327 FRANCE			1098	5410	
335 GERMANY W			73	387	
344 ITALY			8004	7386	
354 NETHRLNDS			10165	26544	
400 U STATES	1543	4448	8239	39439	
TWEEDS	53153	115182	575484	1405040	3287
100 U KINGDOM	65514	161276	607746	1452056	
327 FRANCE			796	3805	
354 NETHRLNDS	185	900	536	2534	
389 IRELAND			539	2355	
400 U STATES	1955	2691	5475	12096	
WORSTEDS AND BERGES	67654	164867	615092	1472846	3288
100 U KINGDOM	462723	1636987	5939460	21073567	
224 JAMAICA			39	262	
234 AUSTRALIA	3873	19086	29139	137727	
306 BELGIUM	178	916	10201	43332	
327 FRANCE	5922	31045	76547	403218	
335 GERMANY W	65	287	5201	22378	
344 ITALY	17084	67094	195662	651934	
347 JAPAN	2837	7858	2837	7858	
354 NETHRLNDS	6055	16750	57262	165596	
360 ISHAEL			214	823	
376 SWITZRLND	637	4817	6621	53257	
389 IRELAND			998	4044	
400 U STATES	9890	59539	80022	423670	
WOVEN FABRICS N O P WOOL	509264	1844379	6404203	22987666	3289
100 U KINGDOM	69434	163376	1197207	3075763	
234 AUSTRALIA			1179	4370	
306 BELGIUM			7027	30760	
317 CZECHO S	68	271	531	1547	
327 FRANCE	1562	7636	21614	123354	
335 GERMANY W			8715	31176	
344 ITALY	184	894	26443	45575	
354 NETHRLNDS	407	988	15864	45162	
375 SWEDEN			83	183	
376 SWITZRLND	21	134	8121	59735	
400 U STATES	19799	59098	140737	451360	
LUSTRES ITALIAN LININGS	91475	232397	1427521	3868985	3290
100 U KINGDOM	91	362	1975	6698	
400 U STATES			148	442	
WOOL FAB 12 INS WIDE OR LESS	91	362	2123	7140	3291
100 U KINGDOM	50	396	857	3464	
327 FRANCE	96	537	791	4240	
335 GERMANY W			28	161	

IMPORTS INTO CANADA FOR CONSUMPTION

Articles and Countries from which Imported	MONTH OF DECEMBER 1954		TWELVE MONTHS ENDED DECEMBER 1954		Class Number
	Quantities	Values (\$)	Quantities	Values (\$)	
376 SWITZRLND	16	142	16	142	
400 U STATES			294	1164	
WOOL FABRICS CUT PILE PLUSH	162	1075	1986	9171	
100 U KINGDOM	100	239	23551	51316	3292
306 BELGIUM			396	1115	
335 GERMANY W			2593	4066	
400 U STATES	63	404	8506	26410	
BILLIARD CLOTH OF WOOL FABRIC	163	643	35046	82907	
100 U KINGDOM	2646	9159	30874	120303	3293
MELTON CLOTH FOR TENNIS BALLS	2646	9159	30874	120303	
100 U KINGDOM					3294
SLIPPER CLOTH FOR FOOTWEAR			4982	9586	
FILTER PRESS CLOTH OF WOOL			4982	9586	
CARPETS AXMINSTER IN ROLLS					3295
100 U KINGDOM	33042	15397	1116889	557702	
306 BELGIUM	18423	7836	408961	192903	
317 CZECHO S			11190	3855	
327 FRANCE	1805	664	35175	16176	
335 GERMANY W			1627	1537	
375 SWEDEN			10742	4843	
400 U STATES	1315	787	54091	20592	
CARPETS AXMINSTER SQUARES	54585	24684	1638675	797608	
100 U KINGDOM	47039	22345	549553	244214	3302
306 BELGIUM	1823	725	39852	19455	
352 MEXICO			940	565	
375 SWEDEN			995	467	
400 U STATES	234	81	26245	12361	
CARPET BRUSSELS WILTON IN ROLL	49096	23151	617585	277062	
100 U KINGDOM	304664	172777	4119044	2524325	3303
306 BELGIUM	475867	236524	7018580	3446484	
317 CZECHO S			3263	871	
327 FRANCE	15070	5974	176709	68673	
335 GERMANY W	831	448	51427	34416	
344 ITALY			20742	7034	
354 NETHRLNDS			3724	2090	
400 U STATES	6454	3703	59151	31849	
CARPET BRUSSELS WILTON SQUARES	802886	419426	11452640	6115742	
100 U KINGDOM	20438	13620	297045	203041	3304
306 BELGIUM	18545	7664	271850	110539	
318 DENMARK			3931	2144	
327 FRANCE	5886	3635	16539	10078	
335 GERMANY W	66	50	8685	5895	
344 ITALY			6594	5086	
375 SWEDEN			2789	1506	
400 U STATES	936	724	14410	11934	
CARPETS INGHAIN IN ROLLS	45871	25693	621843	350223	
100 U KINGDOM			75037	20417	3305
306 BELGIUM			21828	8945	
344 ITALY			4473	1773	
384 P RICO	1027	1694	1027	1694	
400 U STATES	21674	6778	58518	22463	
CARPETS INGHAIN SQUARES	22701	8472	160883	55292	
100 U KINGDOM			16230	6624	3306
215 INDIA	5040	816	193072	34084	
231 HONG KONG			271641	74254	
306 BELGIUM	3011	1338	7128	2984	
313 CHINA			270933	68381	
327 FRANCE			1008	310	
354 NETHRLNDS			4097	6219	
359 NORWAY			3878	2034	
400 U STATES	2568	1408	10010	6223	
CARPETS ORIENTAL	10619	3562	777997	201113	
100 U KINGDOM	1782	1782	64922	55533	3307
215 INDIA	11991	11524	1031122	991919	
218 MALAYA			108	87	
231 HONG KONG	108	549	12405	7828	
313 CHINA			19854	11662	
327 FRANCE			5111	6909	
328 FR AFRICA			2338	1741	
342 IRAN	1652	2404	119778	188241	
344 ITALY			836	2089	
347 JAPAN			32	75	
353 MOROCCO	445	583	5330	7612	
354 NETHRLNDS	58	110	1288	2130	
359 NORWAY			235	1340	
363 PERU	223	282	223	282	
375 SWEDEN			13925	13389	
388 YUGO SLAV			447	498	
391 LEBANON			315	1450	
392 SYRIA			3362	5667	
400 U STATES	5530	13706	40345	49206	
CARPETS TAPESTRY IN ROLLS	21789	30940	1321976	1347658	
100 U KINGDOM			6583	3166	3308

Articles and Countries from which Imported	MONTH OF DECEMBER 1954		TWELVE MONTHS ENDED DECEMBER 1954		Class Number
	Quantities	Values (\$)	Quantities	Values (\$)	
306 BELGIUM			36567	17544	
327 FRANCE	8589	3311	366806	147498	
335 GERMANY W	1927	1038	237174	163809	
344 ITALY			3285	1089	
347 JAPAN			9170	2205	
400 U STATES			545	202	
	10516	4349	662130	335513	
CARPETS TAPESTRY SQUARES	SW FT				3309
306 BELGIUM			520	118	
327 FRANCE			32328	12480	
335 GERMANY W	7873	5388	24023	17134	
	7873	5388	56871	29732	
MATS HEARTH RUGS AND RUNNERS	SW FT				3310
100 U KINGDOM	1276	613	48311	19647	
215 INDIA	3600	292	49326	7730	
306 BELGIUM			43854	10224	
327 FRANCE	1035	642	1035	642	
344 ITALY			334	76	
347 JAPAN			1638	420	
375 SWEDEN			19199	8280	
400 U STATES			45773	9037	
	5911	1547	209470	56056	
GLUVES MITTS AND MITTENS WOOL	DZ PR				3320
100 U KINGDOM	33	282	14471	79814	
231 HONG KONG	798	3327	15708	54651	
305 AUSTRIA			14	259	
306 BELGIUM			161	1154	
327 FRANCE			487	4902	
335 GERMANY W			31	315	
344 ITALY	1717	8894	20899	108358	
347 JAPAN	1956	6197	212755	604150	
376 SWITZRLND	12	135	1230	13219	
400 U STATES	407	2524	7895	49732	
	4923	21359	273651	916554	
SHAWLS WOOL KNITTED OR WOVEN	LB				3321
100 U KINGDOM	2353	7380	14498	50223	
306 BELGIUM			412	1097	
335 GERMANY W			270	1190	
352 MEXICO			41	61	
400 U STATES	19	86	425	1956	
	2372	7466	15646	54527	
SOCKS AND STOCKINGS WOOL	DZ PR				3322
100 U KINGDOM	16195	79145	27484	1463818	
327 FRANCE			100	1163	
354 NETHRLNDS			80	481	
359 NORWAY			81	624	
376 SWITZRLND			92	1062	
400 U STATES	5	85	345	2665	
	16200	79230	275538	1469813	
UNDERWEAR WOOL KNITTED	LB				3323
100 U KINGDOM	2264	8058	86632	310078	
335 GERMANY W	24	152	136	845	
376 SWITZRLND	21	224	415	3765	
400 U STATES	301	553	3112	8498	
	2610	8987	90295	323186	
CLTHNG WVN WOOL WOMENS CHLDRNS	LB				3324
100 U KINGDOM	4193	30759	124032	908716	
215 INDIA			18	104	
227 BAHAMAS			46	552	
231 HONG KONG			41	258	
234 AUSTRALIA			20	67	
305 AUSTRIA	22	298	285	3668	
306 BELGIUM			5484	19110	
317 CZECHO S			168	1182	
318 DENMARK			149	1130	
327 FRANCE	146	2164	3018	58282	
335 GERMANY W	67	362	3122	16467	
344 ITALY	58	1132	543	12770	
347 JAPAN			352	1962	
352 MEXICO			866	4182	
354 NETHRLNDS	356	3048	9419	61081	
359 NORWAY			112	1209	
372 SPAIN			140	2067	
375 SWEDEN	40	1002	563	10649	
376 SWITZRLND	668	6008	2780	30738	
389 IRELAND			261	3717	
400 U STATES	3470	32559	50552	473777	
	9020	77332	201971	1611688	
CLOTHING NUP WOVEN WOOL FABRIC	LB				3325
100 U KINGDOM	1012	9257	42549	268027	
215 INDIA	53	86	53	86	
231 HONG KONG			8	50	
234 AUSTRALIA			237	560	
306 BELGIUM	129	362	7167	22357	
317 CZECHO S	34	184	969	2816	
327 FRANCE	44	507	1326	6766	
335 GERMANY W			1242	5418	
344 ITALY			406	2179	
347 JAPAN			130	722	
352 MEXICO			115	404	
354 NETHRLNDS			1188	4461	
359 NORWAY	50	209	97	423	
376 SWITZRLND	819	7671	2983	28972	
389 IRELAND			18	184	
400 U STATES	931	4044	11445	59905	
	3072	22320	69933	403330	

IMPORTS INTO CANADA FOR CONSUMPTION

Articles and Countries from which imported	MONTH OF DECEMBER 1954		TWELVE MONTHS ENDED DECEMBER 1954		Class Number
	Quantities	Values (\$)	Quantities	Values (\$)	
CLTHG WVN WOOL OUTER MENS BOYS	LB				3326
100 U KINGDOM	5193	42684	128614	943195	
306 BELGIUM			356	991	
327 FRANCE	52	516	96	826	
335 GERMANY W	277	1628	2221	11413	
352 MEXICO			470	1566	
354 NETHRLNDS			20	102	
359 NORWAY			14	95	
372 SPAIN			72	125	
376 SWITZRLND			26	490	
400 U STATES	3339	10384	29542	110485	
	8861	55212	161431	1069288	
CLTHG NOP WOOL KNIT INFTS CHLD	LB				3327
100 U KINGDOM	2604	12380	95370	488713	
305 AUSTRIA			258	950	
306 BELGIUM			2796	18192	
327 FRANCE	101	711	235	2013	
344 ITALY	36	430	261	2948	
347 JAPAN	30	101	6594	16348	
354 NETHRLNDS			64	350	
376 SWITZRLND	45	450	266	2223	
400 U STATES	27	139	4021	16193	
	2843	14211	109865	547930	
CLTHG NOP WOOL KNIT WOMNS GRLS	LB				3328
100 U KINGDOM	24191	233516	430570	4089106	
234 AUSTRALIA			155	605	
305 AUSTRIA	1459	12787	24515	230928	
306 BELGIUM			1322	5874	
318 DENMARK			82	986	
327 FRANCE	103	756	902	9318	
335 GERMANY W	647	2931	2972	18004	
344 ITALY	301	6086	7674	117830	
347 JAPAN	314	1714	16887	59277	
354 NETHRLNDS			438	2240	
359 NORWAY			187	1525	
360 ISHAEL			5	77	
375 SWEDEN			118	2598	
376 SWITZRLND	146	1531	2175	23558	
400 U STATES	2796	17333	34903	220541	
	29957	276654	522905	4782467	
CLTHG NOP WOOL KNIT MENS BOYS	LB				3329
100 U KINGDOM	4784	42892	128867	904958	
305 AUSTRIA	258	1551	5512	43717	
306 BELGIUM			220	728	
318 DENMARK	21	197	55	534	
327 FRANCE	16	113	132	737	
335 GERMANY W	636	1823	806	2637	
344 ITALY	65	1123	907	12411	
347 JAPAN			4254	28069	
354 NETHRLNDS	112	303	168	550	
359 NORWAY	199	837	1989	9770	
375 SWEDEN			141	402	
376 SWITZRLND	116	726	937	6348	
400 U STATES	289	1291	7081	29476	
	6496	50856	151069	1040337	
BELTING OF CAMELS HAIR	LB				3341
100 U KINGDOM			4164	8388	
			4164	8388	
BLANKETS N O P WOOL	LB				3342
100 U KINGDOM	35587	55103	424391	654209	
234 AUSTRALIA	22	64	120	217	
306 BELGIUM			1275	2783	
335 GERMANY W			141	528	
344 ITALY			438	281	
347 JAPAN			862	768	
353 MOROCCO			101	208	
354 NETHRLNDS	80	186	5719	9588	
361 ALASKA			155	168	
400 U STATES	5545	9299	62707	102024	
	41234	64652	495909	770774	
FELT PRESSED	LB				3343
100 U KINGDOM	1991	3802	51621	95623	
335 GERMANY W	179	247	27176	38187	
400 U STATES	2918	4408	58031	93219	
	5088	8457	136828	227029	
RUGS RAILWAY STEAMER AND AUTO	LB				3344
100 U KINGDOM	950	1421	48733	86253	
234 AUSTRALIA			16	229	
344 ITALY	14565	9941	191955	130394	
354 NETHRLNDS			243	218	
400 U STATES			608	776	
	15515	11362	241555	217870	
WOOL MANUFACTURES N O P	LB				3345
100 U KINGDOM	3206	8403	35490	96947	
231 HONG KONG	8	139	60	448	
306 BELGIUM			5542	12295	
317 CZECHO S			42	296	
327 FRANCE			243	3002	
335 GERMANY W			1657	4793	
344 ITALY	191	715	1414	2787	
354 NETHRLNDS	102	242	198	529	
366 PORTUGAL			38	258	
376 SWITZRLND			264	1361	
400 U STATES	8513	16359	148720	268198	
	12020	25858	193668	390914	
YARN SYNTHETIC ACETATE SINGLES	LB				3360
100 U KINGDOM			16189	12621	

Articles and Countries from which Imported	MONTH OF DECEMBER 1954		TWELVE MONTHS ENDED DECEMBER 1954		Class Number	
	Quantities	Values (\$)	Quantities	Values (\$)		
400 U STATES			58135	61090		
YARNS SYNTHETIC SINGLES N O P	LB		74324	73711	3361	
100 U KINGDOM			88019	91333		
335 GERMANY W	500	628	7020	8463		
354 NETHRLNDS	2347	1643	16949	16650		
376 SWITZRLND			1209	1354		
400 U STATES	2005	1802	160228	167255		
YARNS THREADS SYNTHETIC N O P	LB	4852	4073	273425	285055	3362
100 U KINGDOM	2580	3997	28948	43506		
327 FRANCE	222	404	4955	11863		
335 GERMANY W	2927	4147	43379	54615		
344 ITALY			245	359		
354 NETHRLNDS	5768	4537	60980	52624		
376 SWITZRLND	95	75	319	392		
400 U STATES	156679	230781	1445162	1953465		
YARN SYNTHETIC FOR PILE FABRIC	LB	168271	243941	1583988	2116824	3363
YARNS SYNTHETIC ACETATE TWIST	LB					3364
100 U KINGDOM			6750	6847		
400 U STATES	19826	24860	493373	549134		
STAPLE FIBRES SYNTHETIC	LB	19826	24860	500123	555981	3365
100 U KINGDOM	399064	110776	2885339	995773		
305 AUSTRIA			553873	136208		
335 GERMANY W	14421	2929	167551	64114		
344 ITALY	47024	11930	231861	59078		
347 JAPAN			8000	7292		
354 NETHRLNDS	7791	8758	7791	8758		
376 SWITZRLND			48839	21818		
400 U STATES	63036	70166	661599	797230		
TOPS OF SYNTHETIC FIBRES	LB	531336	204559	4564853	2090271	3366
100 U KINGDOM	10140	3946	198671	77220		
335 GERMANY W	34684	25551	227645	143976		
400 U STATES	1058	1133	35218	46015		
WASTE SHORT FIBRE SYNTHETIC	LB	45882	30630	461534	267211	3367
100 U KINGDOM	44306	9053	120196	57516		
306 BELGIUM			1939	816		
335 GERMANY W			6227	2384		
376 SWITZRLND	1040	304	22779	6688		
400 U STATES	234454	203790	1348033	1127925		
YARNS FROM PULYAMIDES NYLON	LB	279800	213147	1499174	1195329	3368
100 U KINGDOM	149	375	6052	15922		
335 GERMANY W			2616	3725		
400 U STATES	31005	75989	137273	442056		
YARN SYNTHETIC FOR TIRE FABRIC	LB	31154	76364	145941	461703	3369
316 CUBA	119207	69379	2502523	1462705		
354 NETHRLNDS			3604	1982		
400 U STATES	229903	142725	1061377	686122		
KNITTED FABRIC SYNTHETIC FIBRE	LB	349110	212104	3567504	2150809	3371
100 U KINGDOM	186	391	17306	37153		
327 FRANCE			680	2708		
376 SWITZRLND			180	402		
400 U STATES	14015	46957	188187	613162		
FABRICS SYNTHETIC FIBRE N O P	LB	14201	47348	206353	653425	3372
100 U KINGDOM	59533	105128	456786	753335		
305 AUSTRIA			258	459		
306 BELGIUM	5175	7361	36756	49235		
327 FRANCE	586	4319	21173	110049		
335 GERMANY W	6633	14536	289313	447666		
344 ITALY	3727	7244	59336	133188		
347 JAPAN	1482	3198	18041	21419		
354 NETHRLNDS	195	470	6368	14248		
372 SPAIN	2507	2820	15807	14588		
375 SWEDEN	50	591	954	10482		
376 SWITZRLND	2227	11608	21876	115902		
392 SYRIA			35	200		
400 U STATES	650678	1535616	7166366	15909527		
RIBBONS OF SYNTHETIC FIBRES	LB	742793	1692891	8093069	17580298	3373
100 U KINGDOM	620	2541	6210	23887		
305 AUSTRIA			145	335		
306 BELGIUM			205	440		
317 CZECHO S	2799	2062	4881	6593		
327 FRANCE	1348	4313	23014	103855		
335 GERMANY W	24	156	2979	17744		
344 ITALY	151	155	2043	3377		
347 JAPAN	715	850	13531	13820		
354 NETHRLNDS			14	56		
365 POLAND			691	1452		
375 SWEDEN			93	986		
376 SWITZRLND	1260	3763	22900	84581		
400 U STATES	19526	42894	354159	745813		
GLOVES OF SYNTHETIC FIBRES	OZ PR	26443	56734	430865	1002939	3380
100 U KINGDOM			4829	38469		
231 HONG KONG			3504	10034		
327 FRANCE			665	6117		

Articles and Countries from which Imported	MONTH OF DECEMBER 1954		TWELVE MONTHS ENDED DECEMBER 1954		Class Number
	Quantities	Values (\$)	Quantities	Values (\$)	
335 GERMANY W	1742	6608	21372	94302	
344 ITALY			4711	29954	
347 JAPAN	6904	21242	106721	314656	
360 ISRAEL			141	782	
400 U STATES	753	6547	14864	155945	
SOCKS STOCKINGS SYNTHETIC FIBR	9399	34397	156807	650259	
100 U KINGDOM	4600	21020	44496	194753	3382
318 DENMARK			10	149	
327 FRANCE	55	489	178	1810	
335 GERMANY W	516	4125	3537	29650	
354 NETHRLNDS	122	789	642	4260	
359 NORWAY			52	316	
400 U STATES	22749	144707	479187	2846278	
CLOTHING MOP WOVEN SYNTH FIBRE	28042	171130	528102	3077216	
100 U KINGDOM	12048	5401	221837	79979	3383
231 HONG KONG	7942	2061	131360	25441	
235 FIJI			43200	12150	
305 AUSTRIA	424	385	424	385	
306 BELGIUM			1608	945	
327 FRANCE	107068	19693	247550	76026	
335 GERMANY W	2877	386	59769	9766	
344 ITALY	8250	3451	25023	11531	
347 JAPAN	258130	13932	702258	51230	
354 NETHRLNDS			7244	1487	
376 SWITZRLND	1822	1588	28495	21238	
383 HAWAII			424	321	
400 U STATES	554022	141919	8326362	2127208	
DRESSES WVN SYNT WOMENS CHLONS	952583	188816	9795554	2417707	
100 U KINGDOM	18	870	1302	32527	3384
231 HONG KONG			60	519	
306 BELGIUM			12	94	
327 FRANCE	18	812	297	23773	
335 GERMANY W	9	77	105	3561	
344 ITALY			29	2059	
354 NETHRLNDS			222	3482	
372 SPAIN			9	1376	
375 SWEDEN	12	392	211	6058	
376 SWITZRLND	21	850	196	10605	
389 IRELAND			2	252	
400 U STATES	20054	131239	294413	1775776	
UNDERWEAR KNITTED SYNTHETIC	20132	134240	296858	1860082	
100 U KINGDOM	1082	2234	43807	104462	3385
400 U STATES	3666	10499	33143	97239	
CLTHG SYNT FIB KNIT INFTS CHLO	4748	12733	76950	201701	
100 U KINGDOM	227	486	6558	15546	3386
347 JAPAN			2001	5961	
400 U STATES	914	2560	12553	44152	
CLTHG SYNT FIB KNIT WOMNS GRLS	1141	3046	21112	65659	
100 U KINGDOM	367	1955	16535	59701	3387
305 AUSTRIA	25	322	54	718	
327 FRANCE			136	1579	
344 ITALY			69	986	
354 NETHRLNDS			410	696	
400 U STATES	6166	40605	60189	320324	
CLTHG SYNTH FIB KNIT MENS BOYS	6558	42882	77393	384004	
100 U KINGDOM	180	835	9258	29788	3388
400 U STATES	1426	4230	37008	92142	
CURTAINS OF SYNTHETIC FIBRE	1606	5065	46266	121930	
100 U KINGDOM	23470	3084	359693	48175	3390
400 U STATES	527784	68107	8835774	1162722	
HANDKERCHIEFS SYNTHETIC FIBRE	551254	71191	9195467	1210897	
100 U KINGDOM			2886	771	3391
231 HONG KONG			60C	130	
327 FRANCE	96	111	352	378	
347 JAPAN	86720	4598	237150	12914	
376 SWITZRLND			380	154	
400 U STATES	3200	541	12843	2099	
SYNTHETIC FIBRE MANUFACTRS MOP	90016	5250	254211	16446	
100 U KINGDOM	163849	13159	2083642	211756	3392
215 INDIA			2160	393	
231 HONG KONG	344	174	3270	776	
306 BELGIUM			70510	7488	
327 FRANCE	54114	8772	145948	35475	
335 GERMANY W	8599	1289	75724	12900	
344 ITALY	44743	3957	662453	50195	
347 JAPAN	98531	5208	863104	33920	
354 NETHRLNDS	1360	516	58425	10790	
375 SWEDEN	916	621	20960	10284	
376 SWITZRLND	5086	1250	51972	18884	
400 U STATES	1016631	144661	13778187	1914867	
SYNTH FIBRE FOR ELEC APPARATUS	1394173	179607	17816355	2307728	
100 U KINGDOM	14136	3162	86912	18204	3393
400 U STATES	44784	10586	276928	57767	
	58920	13748	363840	75971	

IMPORTS INTO CANADA FOR CONSUMPTION

Articles and Countries from which Imported	MONTH OF DECEMBER 1954		TWELVE MONTHS ENDED DECEMBER 1954		Class Number
	Quantities	Values (\$)	Quantities	Values (\$)	
HAIR CLOTH					
100 U KINGDOM		11979		109445	3401
400 U STATES		8458		63749	
		20437		173194	
FILTER PRESS CLOTH OF HAIR					3402
KAPOK					
	CWT				3411
215 INDIA			670	22194	
309 BRAZIL	135	3765	135	3765	
355 INDONESIA			706	31040	
400 U STATES	80	3842	1993	87841	
	215	7607	3504	144840	
MANILA FIBRE					3412
	CWT				
315 C HICA	300	4365	900	13617	
337 GUATEMALA			1955	32998	
361 PANAMA	1800	26562	2100	31630	
364 PHIL	3631	51661	28528	497634	
400 U STATES	2450	42919	20997	426410	
	8181	125507	54480	1002289	
SISAL ISLE TAMPICO FIBRE					3413
	CWT				
100 U KINGDOM			2296	23002	
203 B E AFR	12719	124209	82844	859231	
306 BELGIUM			30	990	
309 BRAZIL	14581	118178	80935	721809	
316 CUBA	1907	14801	59316	463733	
333 MADAGASCAR	2211	23323	24582	268254	
338 HAITI	4289	34293	95416	995444	
352 MEXICO	1146	16049	109358	953009	
355 INDONESIA			5038	52587	
361 PANAMA			135	3211	
394 PORT E AF	2701	27261	18346	190557	
395 PUHT W AF			1613	16168	
400 U STATES	11503	112908	92557	1003195	
	51057	471022	572466	5551190	
VEGETABLE FIBRE N O P					3414
	CWT				
100 U KINGDOM			269	5894	
215 INDIA	19	309	793	6357	
221 B GUIANA			27	144	
306 BELGIUM			504	6855	
309 BRAZIL			7	58	
352 MEXICO	70	2345	123	3796	
353 MOROCCO	224	1626	224	1626	
354 NETHRLNDS			153	1767	
372 SPAIN			13	384	
400 U STATES	391	9640	8123	99732	
	704	13920	10236	126613	
GRASSES SEAWEED MOSSES BAGASSE					3421
100 U KINGDOM		4035		23074	
215 INDIA				388	
231 HONG KONG				2127	
306 BELGIUM				450	
327 FRANCE				2209	
335 GERMANY W				1172	
344 ITALY				5078	
347 JAPAN		496		7257	
352 MEXICO		2041		3020	
354 NETHRLNDS		647		12744	
400 U STATES		20311		170714	
		27530		228233	
BINDER TWINE					3422
100 U KINGDOM			5941	102978	
306 BELGIUM			6737	96014	
316 CUBA			185	3192	
318 DENMARK			2086	27292	
335 GERMANY W			620	9133	
352 MEXICO			7219	104255	
354 NETHRLNDS			10194	168567	
400 U STATES			4405	77958	
			37387	589389	
COIR AND COIR YARN					3423
	CWT				
215 INDIA	414	3843	5838	47523	
217 CEYLON			339	3350	
221 B GUIANA			49	400	
400 U STATES			27	391	
	414	3843	6253	51664	
MATS RUGS N O P OF COCOA FIBRE					3424
	SQ YD				
100 U KINGDOM			404	784	
215 INDIA	750	343	93087	51679	
354 NETHRLNDS			14334	12712	
400 U STATES			100	104	
	750	343	107925	65279	
STRAW OR PAPER CARPETING RUGS					3425
100 U KINGDOM				21819	
215 INDIA		175		14802	
224 JAMAICA				98	
231 HONG KONG				8431	
338 HAITI				874	
347 JAPAN		558		27759	
372 SPAIN				1275	
400 U STATES		8749		157013	
		9896		232071	
VEGETABLE FIBRES FOR BRUSHES					3426
	CWT				
100 U KINGDOM			243	4819	
215 INDIA			441	4425	
304 ARGENTINA	3	495	19	3688	
306 BELGIUM	173	4533	903	17544	

IMPORTS INTO CANADA FOR CONSUMPTION

Articles and Countries from which Imported	MONTH OF DECEMBER 1954		TWELVE MONTHS ENDED DECEMBER 1954		Class Number
	Quantities	Values (\$)	Quantities	Values (\$)	
352 MEXICO	78	2994	915	31891	
354 NETHRLNDS			182	3185	
400 U STATES	610	50333	8828	136634	
	864	38355	11531	202186	
MATS CUT PILE OF COCOA FIBRE	SQ FT				3429
100 U KINGDOM			2035	416	
215 INDIA	23900	3474	788923	118062	
354 NETHRLNDS			8287	3085	
	23900	3474	739245	121563	
WASTE FOR FURTHER PREPARATION	CWT				3451
100 U KINGDOM	826	17741	16194	308040	
203 B E AFR			560	3671	
215 INDIA			10004	149193	
216 PAKISTAN			1854	26748	
231 HONG KONG			581	6609	
234 AUSTRALIA			153	14448	
236 NEW ZEAL	12	568	107	5163	
305 AUSTRIA			331	2072	
306 BELGIUM			4406	22421	
309 BRAZIL	3315	67832	23171	533647	
322 EGYPT			598	7841	
327 FRANCE	341	7721	1012	14867	
335 GERMANY W	908	13958	4858	64862	
344 ITALY	693	8529	7593	77851	
354 NETHRLNDS	899	6232	2175	32020	
383 HAWAII			1945	2845	
386 URUGUAY			317	33505	
400 U STATES	30166	304678	350200	3380547	
	37160	427259	426059	4686350	
WASTE FOR WIPING RAGS N O P	CWT				3452
100 U KINGDOM			1758	63698	
234 AUSTRALIA			45	2251	
306 BELGIUM	415	6541	3262	50634	
322 EGYPT			8	107	
327 FRANCE	332	2809	666	23531	
335 GERMANY W	429	4309	3348	39568	
347 JAPAN	300	3383	300	3383	
354 NETHRLNDS	642	8929	4443	63308	
383 HAWAII			105	1236	
400 U STATES	35667	267746	421854	3084667	
	37785	293717	435789	3332383	
WASTE GARNETTED READY FOR USE	LB				3453
100 U KINGDOM	12570	2582	156215	32666	
306 BELGIUM			2000	343	
335 GERMANY W			2800	429	
344 ITALY			44425	4173	
347 JAPAN	30000	3457	121719	12652	
354 NETHRLNDS			4000	616	
400 U STATES	51493	13948	1028387	187348	
	94063	19987	1359546	238227	
BATTS BATTING WADDING N O P	LB				3454
100 U KINGDOM			190	130	
400 U STATES	12800	6884	53229	34192	
	12800	6884	53419	34322	
FISH NETS NETTINGS COMMERCIAL	LB				3460
100 U KINGDOM	47447	66735	625563	1070979	
318 DENMARK	220	301	900	1154	
335 GERMANY W	484	696	8973	10828	
344 ITALY			4188	5529	
347 JAPAN	23456	14467	167531	247297	
354 NETHRLNDS	5063	4005	50542	104102	
359 NORWAY			6465	5760	
400 U STATES	2369	15168	187400	418785	
	79039	101372	1051562	1864434	
FISHING LINES COMMERCIAL	LB				3461
100 U KINGDOM	25398	16689	348539	215719	
306 BELGIUM			2000	646	
318 DENMARK			10319	2188	
335 GERMANY W			2824	7560	
347 JAPAN			6786	3741	
354 NETHRLNDS			16439	7156	
359 NORWAY			12969	7404	
400 U STATES	57777	52335	351825	374514	
	83175	69024	751701	618928	
CORDAGE MANILA OVER 1 IN CIRC	LB				3463
100 U KINGDOM	207234	47210	1564574	392225	
318 DENMARK			7028	1596	
347 JAPAN			1868	562	
352 MEXICO	7065	958	14073	1783	
366 PORTUGAL			2596	360	
400 U STATES	4442	909	28899	10921	
	218741	49077	1619038	407447	
CORDAGE COMMERCIAL FISH NET	LB				3464
100 U KINGDOM	192851	41881	1518347	358456	
306 BELGIUM	31984	7059	259091	63842	
318 DENMARK			149828	32056	
354 NETHRLNDS	1736	321	401358	94490	
364 PHIL			41613	10370	
389 IRELAND			5252	1289	
400 U STATES	1904	3199	58380	39314	
	228475	52460	2433869	599817	
CORDAGE OVER 1 INCH NUP	LB				3465
100 U KINGDOM	29987	5041	224510	77572	
306 BELGIUM			1584	342	
344 ITALY			15678	5312	
366 PORTUGAL			500	172	

Articles and Countries from which Imported	MONTH OF DECEMBER 1954		TWELVE MONTHS ENDED DECEMBER 1954		Class Number
	Quantities	Values (\$)	Quantities	Values (\$)	
400 U STATES	50292	7878	173747	42605	
COTTON FABRIC RUBBERIZED	80279	12919	416019	126003	3472
100 U KINGDOM			7893	4326	
400 U STATES	30137	20498	179843	133108	
COTTON WINDOW SHADE CLOTH	30137	20498	187736	137434	3473
400 U STATES	450	775	25481	35514	
COTTON FABRICS COATED N O P	450	775	25481	35514	3474
100 U KINGDOM	26271	18682	384086	288994	
306 BELGIUM			520	1543	
327 FRANCE			2119	1978	
335 GERMANY W	1114	917	12615	7722	
347 JAPAN			1112	233	
354 NETHRLNDS			7938	6021	
375 SWEDEN	840	528	1303	741	
400 U STATES	208502	207796	2422515	2407843	
ARTISTS CANVAS COATED PREPARED	236727	227923	2832208	2715075	3475
100 U KINGDOM		594		1720	
306 BELGIUM		212		389	
327 FRANCE				226	
354 NETHRLNDS				1265	
400 U STATES		848		22461	
CANVAS FLAX FOR TENTS AWNINGS		1654		26061	3476
100 U KINGDOM	12134	8621	98600	59078	
400 U STATES			3605	4965	
FABRICS JUTE COATED	12134	8621	102205	64043	3478
100 U KINGDOM			3025	1378	
400 U STATES	20406	7134	148511	50642	
FABRICS VEG FIBRE COATED	20406	7134	151536	52020	3479
100 U KINGDOM	3180	2595	27305	27101	
347 JAPAN			98	133	
354 NETHRLNDS			154	153	
376 SWITZRLND			422	1922	
400 U STATES	9835	10308	189685	171657	
FABRICS FOR BRATTICE CLOTH	13015	12903	217664	200966	3480
100 U KINGDOM	12020	2105	397881	56732	
400 U STATES	770	464	1855	758	
FABRICS SILK COATED	12790	2569	399736	57490	3481
100 U KINGDOM			20	259	
400 U STATES	229	1245	8245	41423	
FABRICS WOOL COATED	229	1245	8265	41682	3483
100 U KINGDOM	210	500	6002	11099	
306 BELGIUM	3108	8197	47303	104419	
344 ITALY			62	220	
400 U STATES	6301	5842	125232	147739	
FABRICS SYNTHETIC FIBRE COATED	9619	14539	178599	263477	3484
100 U KINGDOM	624	405	904	574	
306 BELGIUM	26627	28331	196790	227765	
327 FRANCE			22424	44104	
347 JAPAN			150	270	
354 NETHRLNDS			78	155	
400 U STATES	171181	274880	1327588	2198792	
OILCLOTH FLOOR LINOLEUM	198432	303616	1547934	2471660	3485
100 U KINGDOM	2148967	260524	18568111	2444800	
327 FRANCE			1540	583	
381 ALASKA			2500	508	
400 U STATES	580734	114292	16466390	2822799	
OILCLOTH CARRIAGE SHELF TABLE	2729701	374816	35038541	5268690	3486
100 U KINGDOM	8765	4543	170285	124889	
400 U STATES	55397	44146	735345	504684	
TYPEWRITER RIBBONS	64162	48689	905630	629573	3487
100 U KINGDOM	332	868	5062	13400	
335 GERMANY W			166	7820	
400 U STATES	70	1172	1396	10340	
FABRICS COTTON TO COVER RUBBER	402	2040	6624	31560	3488
100 U KINGDOM	5578	7792	77273	99286	
400 U STATES	3877	5561	11433	15793	
COMO TIRE FABRICS SYNTH FIBRE	9455	13353	88706	115079	3489
400 U STATES	37779	51064	655212	711451	
LACE EMBROIDERIES BOBBINET NOP	37779	51064	655212	711451	3501
100 U KINGDOM	2902	10603	32850	197925	
215 INDIA	96	947	816	4950	
231 HONG KONG	26	182	675	2731	
305 AUSTRIA			2618	24481	
306 BELGIUM	25	305	1163	7221	
327 FRANCE	5343	42101	84801	659815	
335 GERMANY W	10	71	1232	8446	
344 ITALY	251	428	3767	6424	
347 JAPAN	489	1538	3769	13421	
367 AZORES			529	3771	

IMPORTS INTO CANADA FOR CONSUMPTION

Articles and Countries from which Imported	MONTH OF DECEMBER 1954		TWELVE MONTHS ENDED DECEMBER 1954		Class Number
	Quantities	Values (\$)	Quantities	Values (\$)	
373 CANARY IS			1437	5227	
376 SWITZRLND	51	641	1909	19713	
400 U STATES	13580	82650	294461	1751663	
	22773	139466	430027	2705788	
CORSETS GIRDLES BRASSIERES					3510
100 U KINGDOM		86		10779	
318 DENMARK				265	
327 FRANCE				684	
335 GERMANY W		255		2581	
347 JAPAN		1806		18559	
400 U STATES		60976		1156134	
		63123		1189002	
BRACES OR SUSPENDERS AND PARTS					3511
100 U KINGDOM		1645		32086	
327 FRANCE				773	
335 GERMANY W		779		17860	
344 ITALY				88	
400 U STATES		13108		85331	
		15532		156138	
CHURCH VESTMENTS ANY MATERIAL					3512
100 U KINGDOM		944		17246	
306 BELGIUM				4317	
327 FRANCE		3317		31048	
344 ITALY				5191	
354 NETHRLNDS		159		159	
372 SPAIN				233	
389 IRELAND		203		324	
400 U STATES		3918		38093	
		8541		96611	
GARMENTS KNITTED N O P					3514
100 U KINGDOM	Lo	6	936	10536	
400 U STATES			866	3138	
		6	106	1802	
GLOVES HATS AND MITTENS N O P					3515
100 U KINGDOM	UZ FR		1694	11313	
327 FRANCE			89	770	
344 ITALY			253	1354	
347 JAPAN			499	1624	
400 U STATES		238	1462	60184	
		238	1462	75245	
BERETS OF WOOL KNITTED FULLED					3516
100 U KINGDOM	DUZ	287	1379	5488	
327 FRANCE		23	157	1218	
344 ITALY				181	
400 U STATES				30	
		310	1536	6917	
CAPS BONNETS BERETS N O P					3517
100 U KINGDOM	DUZ	1043	7430	22155	
306 BELGIUM				83	
327 FRANCE		35	187	1878	
335 GERMANY W		84	117	2168	
344 ITALY		123	1241	1220	
347 JAPAN		2980	2677	12521	
352 MEXICO				22	
359 NORWAY				323	
376 SWITZRLND		35	185	615	
400 U STATES		4038	20734	72208	
		8338	32571	113193	
HATS OF FUR FELT MENS					3518
100 U KINGDOM	DUZ	71	4188	1846	
305 AUSTRIA				3	
306 BELGIUM				16	
327 FRANCE				9	
344 ITALY		31	2247	624	
400 U STATES		7	381	275	
		109	6816	2773	
HATS OF WOOL FELT					3519
100 U KINGDOM	DUZ			750	
305 AUSTRIA				4	
327 FRANCE				11	
400 U STATES		244	4216	3796	
		244	4216	4561	
HATS OF FUR FELT WOMENS					3520
100 U KINGDOM	DUZ	7	285	378	
305 AUSTRIA				17	
327 FRANCE		42	1232	543	
344 ITALY				53	
376 SWITZRLND				28	
400 U STATES		221	7113	3005	
		270	8630	4024	
HATS N O P					3521
100 U KINGDOM	DUZ	109	1556	815	
224 JAMAICA				66	
251 HONG KONG		1	60	3	
305 AUSTRIA				13	
318 DENMARK		7	676	7	
327 FRANCE		13	1257	734	
335 GERMANY W		10	64	25	
344 ITALY		57	555	1989	
347 JAPAN				324	
352 MEXICO				447	
354 NETHRLNDS				16	
372 SPAIN				12	
376 SWITZRLND		8	1025	410	
400 U STATES		2029	43907	49122	
		2234	49100	53985	
				1141354	

IMPORTS INTO CANADA FOR CONSUMPTION

Articles and Countries from which Imported	MONTH OF DECEMBER 1954		TWELVE MONTHS ENDED DECEMBER 1954		Class Number	
	Quantities	Values (\$)	Quantities	Values (\$)		
FIREMENS SAFETY HELMETS					3522	
100 U KINGDOM				3556		
381 ALASKA				200		
400 U STATES		25458		365140		
		25458		368896		
KNITTED GOODS N U P	Lb				3524	
100 U KINGDOM	127	287	2050	6211		
400 U STATES	10271	18585	87164	189204		
	10398	18872	89214	195415		
UNDERWEAR N U P KNITTED	Lb				3525	
CHENILLE YARNS AND CORDS						
327 FRANCE			1785	2817	3548	
400 U STATES	35	143	46003	25239		
	35	143	49788	28056		
USED BAGS OF VEGETABLE FIBRE					3550	
100 U KINGDOM				751		
224 JAMAICA				700		
400 U STATES		4862		65212		
		4862		66663		
BELTING N U P	Lb				3551	
100 U KINGDOM	2208	1236	11176	12253		
335 GERMANY W			432	471		
400 U STATES	6366	5142	63015	85512		
	8574	6378	74623	98236		
BLANKETS FOR PRINTING PRESSES					3552	
100 U KINGDOM		5559		30212		
400 U STATES		34957		339147		
		40516		369359		
BRAIDS CORDS FRINGES NOP					3553	
100 U KINGDOM		1020		29680		
306 BELGIUM				638		
317 CZECHO S				1425		
327 FRANCE		1294		19359		
335 GERMANY W		786		8655		
344 ITALY				1803		
347 JAPAN				6860		
354 NETHRLNDS				702		
376 SWITZRLND				3216		
400 U STATES		74043		658230		
		77143		730568		
CARPETS N U P	Sq FT					3554
100 U KINGDOM	29705	7182	433558	78953		
215 INDIA	9945	4356	26765	12086		
231 HONG KONG	29726	8294	39269	11181		
306 BELGIUM	62231	13889	861370	174882		
306 BOLIVIA			3008	445		
327 FRANCE			8610	4087		
344 ITALY	2511	1658	220797	57528		
347 JAPAN	113898	13244	369005	58241		
354 NETHRLNDS	235	99	86717	19336		
359 NORWAY			1075	468		
400 U STATES	266316	83602	3659827	1185846		
	514567	132524	5710001	1603053		
GRAPES BLACK MOURNING					3556	
CURTAINS N O P					3557	
100 U KINGDOM				4848		
400 U STATES		981		10060		
		981		14908		
FELT ADHESIVE FOR VESSELS					3558	
100 U KINGDOM				6382		
				6382		
HAT BRAIDS NOT OVER 6 INCHES					3559	
231 HONG KONG				115		
344 ITALY		3027		19883		
376 SWITZRLND		47756		443986		
400 U STATES		23749		132967		
		74532		596951		
HAT SWEATS CAP PEAKS AND BANDS					3560	
100 U KINGDOM		1544		22121		
306 BELGIUM		169		886		
376 SWITZRLND		106		106		
400 U STATES		55624		355891		
		57443		379004		
HOODS AND SHAPES OF FUR FELT	DOZ				3561	
100 U KINGDOM	4	87	10	233		
317 CZECHO S	24	590	405	4799		
327 FRANCE	47	652	9674	112250		
344 ITALY	560	7125	17240	221027		
376 SWITZRLND			169	1918		
400 U STATES	6	196	2502	43580		
	641	8650	30000	383807		
HOODS AND SHAPES OF WOOL FELT	DOZ				3562	
100 U KINGDOM			46	448		
400 U STATES			728	7373		
			774	7821		
HOODS AND SHAPES KNITTED	DOZ				3563	
321 ECUADOR			1055	15571		
344 ITALY	1133	9178	11582	86785		
347 JAPAN			12121	41659		
352 MEXICO			216	391		
355 INDONESIA			37000	21286		
376 SWITZRLND	83	843	1452	17631		
393 TAIWAN			100	630		
400 U STATES	811	9990	16453	106686		
	2027	20011	79979	290639		

IMPORTS INTO CANADA FOR CONSUMPTION

Articles and Countries from which Imported	MONTH OF DECEMBER 1954		TWELVE MONTHS ENDED DECEMBER 1954		Class Number
	Quantities	Values (\$)	Quantities	Values (\$)	
HOODS AND SHAPES W O P 100 U KINGDOM 327 FRANCE 344 ITALY 376 SWITZRLND 400 U STATES	DOZ		146 5 1283 2195 7488	1288 484 8663 24742 50402	3564
	1208	9138	11117	85579	
MATERIALS FOR HAT BRAIDS 376 SWITZRLND 400 U STATES				850 3107 3957	3565
		1626 1626			
SURGICAL DRESSINGS 100 U KINGDOM 335 GERMANY W 400 U STATES		33356 550 50438		289690 27304 560864	3566
		84344		877858	
ELASTIC WEBBING WOVEN FOR MFRS 100 U KINGDOM 327 FRANCE 335 GERMANY W 344 ITALY 347 JAPAN 354 NETHRLNDS 400 U STATES	LB	1032 1438 1208 675 48 64 3948	10918 167 10858 3824 816 620 61246	17474 631 29026 7609 1151 1166 175275	3567
	6975	18624	88449	232332	
ELASTIC WEBBING WOVEN N O P 100 U KINGDOM 327 FRANCE 335 GERMANY W 344 ITALY 347 JAPAN 354 NETHRLNDS 400 U STATES	LB	225 349 400 2432 344 291 3753	7746 367 1839 10132 31535 2814 64375	12513 798 3205 22077 24390 5263 136360	3568
	7445	16022	118808	204606	
WINDOW SHADES ON ROLLERS N O P 400 U STATES		556		8045	3569
		556		8045	
CORDED RIBBONS FOR MENS HATS 400 U STATES	LB	2510 12538	27797 27797	134743 134743	3570
	2510	12538	27797	134743	
NONELASTIC FABRICS FOR GARTERS 100 U KINGDOM 400 U STATES	LB	83 11 94	138 50 188	259 177 436	3571
				515 509 1024	
FABRICS FOR CARD CLOTHING 100 U KINGDOM 400 U STATES	LB	496 748 1244	666 1469 2135	2835 3811 6646	3572
				4098 7359 11457	
FIBRE OR TEXTILE PRODUCTS NOP 100 U KINGDOM 231 HONG KONG 344 ITALY 375 SWEDEN 400 U STATES		1789		5718 58 447 426	3573
		8748		38781	
		10537		45430	
BRAIDED CORD 1 IN CIRC OR LESS 100 U KINGDOM 400 U STATES	LB	505 5639 6144	754 3424 4178	4659 108300 112959	3574
				4886 74259 79145	
ELASTIC WEBBING BRAIDED 100 U KINGDOM 335 GERMANY W 344 ITALY 347 JAPAN 354 NETHRLNDS 360 ISRAEL 400 U STATES	LB	2140 135 6097 6994	3123 356 3460 13442	15072 2176 41227 67594	3576
				21729 4684 1263 26564 2978 129 153373	
	15366	20381	128513	210720	

IMPORTS INTO CANADA FOR CONSUMPTION

Articles and Countries from which Imported	MONTH OF DECEMBER 1954		TWELVE MONTHS ENDED DECEMBER 1954		Class Number
	Quantities	Values (\$)	Quantities	Values (\$)	
<u>GROUP 4</u>					
<u>WOOD WOOD PRODUCTS AND PAPER</u>					
CANE REED OR RATTAN					4002
215 INDIA				8428	
231 HONG KONG		681		5253	
313 CHINA				102	
327 FRANCE				731	
335 GERMANY W				6377	
347 JAPAN		56		1350	
354 NETHRLNDS				271	
364 PHIL		1358		4351	
400 U STATES		146		10835	
		2241		37718	
OSTEMS WILLOWS AND BAMBOOS					4003
100 U KINGDOM				776	
231 HONG KONG				202	
304 ARGENTINA				4783	
311 BURMA				1639	
347 JAPAN		74		4196	
400 U STATES		177		11105	
		251		22701	
CORKWOOD UNMANUFACTURED					4011
366 PORTUGAL		20370		108571	
372 SPAIN		18474		31909	
400 U STATES		221		12151	
		39065		152631	
FENCE POSTS					4021
400 U STATES	NU	73	48154	13336	
		145	48154	13336	
HICKORY BILLETS					4022
400 U STATES		14149		177332	
		14149		177332	
POLES TELEGRAPH AND PILING					4024
400 U STATES	NU	41198	39316	557027	
		1018	41198	557027	
RAILWAY TIES					4025
400 U STATES	NU	2408	116411	341444	
		836	116411	341444	
LOGS ROUND UNMANUFACTURED NUP					4026
400 U STATES	M FT	240488	90566	4361365	
		7212	90566	4361365	
HANDLE SHINGLE BOLTS FELLOS					4032
400 U STATES		13257		70088	
		13257		70088	
HUB LAST WAGON OAR GUN BLOCKS					4033
376 SWITZRLND				246	
400 U STATES		11063		314752	
		11063		314998	
WOOD TEN PIN BLOCKS ROUGH					4034
TEAK AMARANITH TROPICAL WOODS					4041
210 G COAST		2042		23482	
221 B GUIANA				2495	
234 AUSTRALIA				39502	
307 BEL CONGO				3285	
309 BRAZIL				483	
321 ECUADOR		87		2160	
337 GUATEMALA		152		10878	
339 HONDURAS				3519	
347 JAPAN		2079		3908	
371 THAILAND		5898		29623	
400 U STATES		26831		173738	
		37089		293073	
ASH WHITE					4042
400 U STATES	M FT	15111	906	153100	
		81	906	153100	
CEDAR					4043
400 U STATES	M FT	26890	2142	261741	
		214	261741	261741	
CHESTNUT					4044
400 U STATES	M FT		2	314	
			2	314	
FIR					4045
381 ALASKA			7	635	
400 U STATES		189177	29203	2522868	
		2193	29210	2523503	
GUMWOOD					4046
400 U STATES	M FT	1828	478	63129	
		18	478	63129	
HEMLUCK					4047
100 U KINGDOM	M FT		7	287	
400 U STATES		17873	3082	201439	
		282	3089	201726	
HICKORY					4048
400 U STATES	M FT	3798	145	21530	
		27	145	21530	
MAHOGANY					4049
210 G COAST	M FT	3856	460	85306	
222 B HOND		3821	498	108976	
309 BRAZIL			36	7720	
337 GUATEMALA			18	3493	

IMPORTS INTO CANADA FOR CONSUMPTION

Articles and Countries from which Imported	MONTH OF DECEMBER 1954		TWELVE MONTHS ENDED DECEMBER 1954		Class Number
	Quantities	Values (\$)	Quantities	Values (\$)	
347 JAPAN	166	25759	1361	210398	
352 MEXICO			24	7374	
361 PANAMA	14	3347	16	3915	
364 PHIL	175	29191	647	90340	
400 U STATES	179	51747	1979	467852	
OAK	574	117721	5039	985374	
347 JAPAN	30	8238	207	44970	4050
381 ALASKA			5	524	
400 U STATES	3087	384870	36395	4786042	
PINE SOUTHERN YELLOW OR PITCH	3117	393108	36607	4831536	
400 U STATES	78	13346	2703	406350	4051
PINE WHITE OR OTHER N O P	78	13346	2703	406350	
309 BRAZIL	1170	123776	5700	648335	4052
381 ALASKA			23	1727	
400 U STATES	1410	118965	20329	1747417	
POPLAR	2580	242741	26052	2397479	
400 U STATES	308	39527	2541	324746	4053
REDWOOD	308	39527	2541	324746	
400 U STATES	39	9166	618	121677	4054
WALNUT	39	9166	618	121677	
400 U STATES	143	36446	1476	359193	4055
LUMBER AND TIMBER HARDWOOD N O P	143	36446	1476	359193	
347 JAPAN			191	33993	4056
381 ALASKA			19	1303	
400 U STATES	659	73937	9085	965276	
LUMBER AND TIMBER N O P	659	73937	9295	1000572	
381 ALASKA			195	15695	4057
400 U STATES	452	31609	6272	396041	
HARDWOOD FLOORING	452	31609	6467	411736	
354 NETHRLNDS			13	2851	4058
375 SWEDEN			7	2190	
400 U STATES	1807	260054	17840	2475753	
PINE PONDEROSA AND SUGAR	1807	260054	17860	2480794	
400 U STATES	2686	272885	27525	2796060	4059
LATHS	2686	272885	27525	2796060	
400 U STATES			1018	22194	4071
PICKETS PLAIN			1018	22194	
400 U STATES			1	173	4072
PLYWOOD GLUED OR CEMENTED			1	173	
100 U KINGDOM		488		4920	4073
211 NIGERIA		10619		14108	
305 AUSTRIA				17172	
306 BELGIUM				1137	
309 BRAZIL		1289		1289	
326 FINLAND		13995		190539	
327 FRANCE		5539		143608	
328 FR AFRICA				64777	
335 GERMANY W		2573		123334	
344 ITALY				10285	
347 JAPAN		60501		644442	
352 MEXICO				14278	
354 NETHRLNDS				1714	
365 POLAND		1063		4621	
375 SWEDEN		15314		128312	
381 ALASKA				1682	
400 U STATES		1067		166420	
SHINGLES OF WOOD		112448		1532638	
400 U STATES	300	1892	33627	200718	4074
VENEERS OF ROSEWOOD ETC	300	1892	33627	200718	
327 FRANCE		1679		21778	4075
364 PHIL				1231	
375 SWEDEN				362	
400 U STATES		28205		291901	
VENEERS OF WOOD N O P		29884		315272	
100 U KINGDOM				158	4076
347 JAPAN				470	
400 U STATES		78636		865194	
VENEERS OF WOOD TAPED JOINTED		78636		865822	
305 AUSTRIA				2186	4077
307 BEL CONGO		4300		4300	
318 DENMARK		309		309	
400 U STATES		102		11460	
VENEERS AUSTRALIAN BLACKWOOD		4711		18255	
234 AUSTRALIA				2346	4078
400 U STATES		969		34971	
PLYWOOD FACED WITH METAL		969		37317	
360 ISRAEL				945	4079

IMPORTS INTO CANADA FOR CONSUMPTION

Articles and Countries from which Imported	MONTH OF DECEMBER 1954		TWELVE MONTHS ENDED DECEMBER 1954		Class Number
	Quantities	Values (\$)	Quantities	Values (\$)	
400 U STATES				12065	
DARK CRUDE FOR TANNERS USE	CWT			13010	4081
FIREWOOD	CURD				4082
400 U STATES	264	2021	1337	9096	
PULPWOOD	264	2021	1337	9096	4083
400 U STATES	CURD				4084
3908	76458	93360	1657083		
SAWDUST AND WOOD FLOUR	3908	76458	93360	1657083	
400 U STATES		9719		139753	4084
BARRELS EMPTY SLACK		9719		139753	
400 U STATES	NU		380	185	4090
BARRELS EMPTY TIGHT			380	185	
100 U KINGDOM	NU	100	190	403	4091
359 NORWAY			75	1139	
400 U STATES		17414	46877	218054	592783
STAVES HEADINGS POPLAR ROUGH		17514	47067	218532	593985
400 U STATES	M				4094
STAVES OAK SAWN SPLIT OR CUT	217	70380	2336	627938	
400 U STATES	217	70380	2336	627938	
STAVES ROUGH SAWN N O P	M				4095
STAVES 5 EIGHTHS INCH OR OVER	M				4096
STAVES N O P	M				4097
100 U KINGDOM	22	471	205	6435	
400 U STATES	84	5245	1210	69436	
WOODEN PAILS AND TUBS	106	5706	1415	75871	4098
400 U STATES				3502	
HOOPS HEADS AND LINERS OF WOOD				3502	4099
100 U KINGDOM		517		5518	
400 U STATES		12846		148969	
CORK SLABS BOARDS FILES N O P		13263		134487	4101
100 U KINGDOM		375		4613	
318 DENMARK		4301		49843	
353 MOROCCO				31937	
366 PORTUGAL		36882		211108	
372 SPAIN		35091		257571	
400 U STATES		11508		147052	
CORKS THREE FOURTHS IN OR LESS		88157		702124	4102
366 PORTUGAL	LB	707	823	11492	14365
372 SPAIN		3104	3778	5865	9041
400 U STATES		544	858	703	1640
CORKS OVER THREE FOURTHS INCH		4355	5459	18060	25046
100 U KINGDOM	LB			1510	769
366 PORTUGAL		1439	1921	46305	128719
372 SPAIN				38479	60048
400 U STATES		387	1299	9609	26443
CORK SLABS BOARDS FOR MFRS		1826	3220	135903	215979
100 U KINGDOM					6451
328 FK AFRICA					7469
353 MOROCCO					24524
366 PORTUGAL		6095			403894
372 SPAIN		26864			614823
400 U STATES		62327			1461357
MANUFACTURES OF CORKWOOD N O P		95286			2518518
100 U KINGDOM		288			24280
318 DENMARK					520
335 GERMANY W		522			7349
354 NETHRLNDS					317
366 PORTUGAL		10069			118092
372 SPAIN		684			35675
400 U STATES		19120			264350
BICYCLE RIM STRIPS OF MAPLE		30689			450583
BILLETS OF WOOD FOR BATS					4111
400 U STATES		4997		57130	4112
GUN STOCKS OF WALNUT ROUGH		4997		57130	
400 U STATES				302	4113
WOOD HANDLES FOR AGRIC IMPL				302	
400 U STATES		37303		342396	4114
HANDLES OF WOOD N O P		37303		342396	
100 U KINGDOM					369
335 GERMANY W					2407
375 SWEDEN		50			575
400 U STATES		32954			357956
SHAFTS OR HEADS FOR GOLF CLUBS		33004			361307
400 U STATES		1877			54817
		1877			54817

IMPORTS INTO CANADA FOR CONSUMPTION

Articles and Countries from which Imported	MONTH OF DECEMBER 1954		TWELVE MONTHS ENDED DECEMBER 1954		Class Number
	Quantities	Values (\$)	Quantities	Values (\$)	
LASTS OF WOOD 400 U STATES		9039		57453	4120
MEXICAN SAUDDLE TREES STIRRUPS 400 U STATES		1806		11319	4121
SPOKES HICKORY OAK ROUGH 400 U STATES		4497		6974	4122
WALKING STICKS AND CANES 300 U KINGDOM 215 INDIA 216 PAKISTAN 327 FRANCE 335 GERMANY W 347 JAPAN 400 U STATES		993		10793	4125
SULPHITE PULP BL DISSOLVING 400 U STATES	CWT 4205	43869	22369	238713	4130
SODA PULP	CWT 4205	43869	22369	238713	4131
SULPHITE PULP UNBLEACHED 400 U STATES	CWT 55380	296421	572600	3086248	4132
SULPHITE PULP BLEACHED N O P 400 U STATES	CWT 55380	296421	572600	3086248	4133
SULPHATE OR KRAFT PULP 375 SWEDEN 400 U STATES	CWT 27811	159919	221755	1332675	4134
WOOD PULP MECHANICAL 359 NORWAY 375 SWEDEN 400 U STATES	CWT 27811	159919	231852	1379794	4135
PULP OF STRAW OR VEG FIBRE N O P 100 U KINGDOM 335 GERMANY W 400 U STATES	CWT 34 28 5121	896 1094 43836	186 72 79745	5081 2674 639945	4136
BOBBINS SHUTTLES AND SPOOLS 100 U KINGDOM 335 GERMANY W 376 SWITZRLND 400 U STATES		519	80003	7823 1322 7409	4141
CASKETS COFFINS AND METAL PIS 400 U STATES		30465		228067	4142
CHARCOAL MADE FROM WOOD 400 U STATES	TUN 146	8687	1872	121536	4143
CHURNS N O P WASHBOARDS 100 U KINGDOM 335 GERMANY W 375 SWEDEN 400 U STATES		127 1307 124		1718 14367 20267	4144
CLOTHES PINS AND PARTS 100 U KINGDOM 317 CZECHO S 318 DENMARK 335 GERMANY W 347 JAPAN 354 NETHRLNDS 375 SWEDFN 400 U STATES	GROSS 6430	974 2318	85615 1800 500 35000 47715 2401	8515 266 30469 665 188 10325 16306 3889	4145
CRUTCHES OR STAFFS 400 U STATES		7161 4116	173631	70623	4146
CURTAIN STRETCHERS 375 SWEDEN 400 U STATES		1378		22850	4147
DOORS WOOD 6 FT X 2 FT OR OVER 100 U KINGDOM 305 AUSTRIA 317 CZECHO S 326 FINLAND 335 GERMANY W 354 NETHRLNDS 400 U STATES	NU 1980	8782		11002	4148
EXCELSIOR OR WOOD WOOL 400 U STATES		878		21529	4149
FIBRE AND MANUFACTURES N O P 100 U KINGDOM 306 BELGIUM 375 SWEDEN 400 U STATES		590 359 89384		7644 1563 3210	4150
		90333		1026955	

IMPORTS INTO CANADA FOR CONSUMPTION

Articles and Countries from which Imported	MONTH OF DECEMBER 1954		TWELVE MONTHS ENDED DECEMBER 1954		Class Number
	Quantities	Values (\$)	Quantities	Values (\$)	
FURNITURE MAINLY OF WOOD					4151
100 U KINGDOM		11941		254557	
215 INDIA		83		1916	
218 MALAYA				100	
223 BARBADOS				440	
224 JAMAICA				65	
231 HUNG KONG		9173		45828	
234 AUSTRALIA		343		343	
236 NEW ZEAL				778	
306 BELGIUM				13722	
317 CZECHO S		5211		30299	
318 DENMARK		3256		39442	
322 EGYPT				561	
326 FINLAND		158		158	
327 FRANCE		1828		18672	
335 GERMANY W		1697		37795	
344 ITALY		3424		32621	
347 JAPAN		283		2325	
352 MEXICO		652		917	
353 MOROCCO				1020	
354 NETHRLNDS		354		31704	
355 INDONESIA				127	
359 NORWAY				32693	
363 PERU		138		284	
365 POLAND		2816		39082	
372 SPAIN				1042	
375 SWEDEN		1022		37417	
376 SWITZRLND		216		1278	
383 HAWAII				565	
388 YUGO SLAV				5100	
390 GERMANY E				60	
391 LEBANON				200	
400 U STATES		329718		4392590	
		372313		4923701	
MATCHES OF WOOD					4152
100 U KINGDOM				542	
375 SWEDEN		6657		36683	
400 U STATES		1088		48480	
		7745		85705	
MOULDINGS OF WOOD					4153
100 U KINGDOM				160	
306 BELGIUM				828	
317 CZECHO S				444	
400 U STATES		3484		56921	
		3484		58353	
SKIS RACQUETS AND FRAMES BATS					4154
100 U KINGDOM		6065		41805	
215 INDIA				3194	
216 PAKISTAN		1662		27819	
234 AUSTRALIA				7027	
305 AUSTRIA				24478	
306 BELGIUM		239		8091	
318 DENMARK				1771	
326 FINLAND		81		444	
327 FRANCE		110		2466	
335 GERMANY W		298		17380	
347 JAPAN		765		4963	
354 NETHRLNDS				1082	
359 NORWAY		157		29268	
375 SWEDEN		977		6027	
376 SWITZRLND		1961		8238	
400 U STATES		17427		96675	
		29742		280728	
WINDOW SASH OF WOOD					4155
400 U STATES		998		13126	
		998		13126	
WOOD BOXES CRATES AND SHOOKS					4156
100 U KINGDOM				1907	
335 GERMANY W				1651	
347 JAPAN		384		2429	
390 GERMANY E				597	
400 U STATES		17315		135984	
		17699		162568	
MANUFACTURES OF WOOD					4157
100 U KINGDOM		36591		196071	
203 B E AFR		407		1081	
215 INDIA				2660	
231 HUNG KONG		144		10360	
234 AUSTRALIA				399	
305 AUSTRIA				2358	
306 BELGIUM				4198	
316 CUBA				52	
317 CZECHO S		2222		8041	
318 DENMARK		691		2975	
326 FINLAND				3658	
327 FRANCE		2743		46484	
335 GERMANY W		9863		140322	
338 HAITI		319		2034	
344 ITALY		1855		36000	
347 JAPAN		18436		114459	
352 MEXICO		117		620	
354 NETHRLNDS		1089		19404	
355 INDONESIA				141	
359 NORWAY		80		1373	
372 SPAIN				1618	
375 SWEDEN		378		84507	

IMPORTS INTO CANADA FOR CONSUMPTION

Articles and Countries from which Imported	MONTH OF DECEMBER 1954		TWELVE MONTHS ENDED DECEMBER 1954		Class Number
	Quantities	Values (\$)	Quantities	Values (\$)	
376 SWITZRLND		353		3902	
381 ALASKA				132	
390 GERMANY E		1218		4487	
400 U STATES		254212		2626347	
		310718		3313683	
BOWLS TRAYS AND DISHES OF WOOD					4158
100 U KINGDOM		1228		2693	
215 INDIA		195		1203	
231 HUNG KONG		66		1737	
306 BELGIUM				606	
317 CZECHOS		1422		3626	
318 DENMARK				298	
326 FINLAND				232	
327 FRANCE		481		2732	
335 GERMANY W				7213	
338 HAITI				2316	
344 ITALY		351		4176	
347 JAPAN		914		26944	
352 MEXICO				507	
375 SWEDEN				7357	
376 SWITZRLND				303	
383 HAWAII				567	
388 YUGO SLAV				2730	
400 U STATES		5004		54084	
		9661		119324	
CONT BOARD FOR MOIST OILY FOOD	LB				4160
400 U STATES	904526	69102	12265437	1058998	
	904526	69102	12265437	1058998	
CARD STOCK BRISTOL BOARD	LB				4161
100 U KINGDOM			6014	973	
354 NETHRLNDS			3878	769	
400 U STATES	98161	23214	1390515	230904	
	98161	23214	1400407	232646	
CHIPBOARD NEWS BOARD	LB				4162
400 U STATES	123568	10700	2631881	187649	
	123568	10700	2631881	187649	
LEATHER BOARD LEATHEROID MFRS	LB				4163
100 U KINGDOM	27042	4934	113673	22821	
354 NETHRLNDS			449	100	
400 U STATES	15022	9204	266432	124384	
	42064	14138	380554	147305	
MILLBOARD AND BINDERS BOARD	LB				4164
100 U KINGDOM			6236	884	
400 U STATES	501220	49670	5375732	416519	
	501220	49670	5381968	417403	
PULPBOARD FOR MFR OF WALLBOARD	LB				4165
400 U STATES	3085847	148822	43011429	2111338	
	3085847	148822	43011429	2111338	
PULPBOARD TO WRAP ROLLS PAPER	LB				4166
400 U STATES	1444	126	4448662	273113	
	1444	126	4448662	273113	
STRAWBOARD N O P	LB				4167
400 U STATES	9428	658	200253	14970	
	9428	658	200253	14970	
PULP BOARD FOR CONTAINERS	LB				4168
400 U STATES	3768419	223595	26376345	1555135	
	3768419	223595	26376345	1555135	
BUILDING AND INSULATING BOARD	LB				4169
100 U KINGDOM	10576	3170	73274	13499	
305 AUSTRIA	95480	9133	171239	16301	
326 FINLAND	780109	25835	3680360	127247	
335 GERMANY W			14667	1095	
352 MEXICO	76903	3264	76903	3264	
375 SWEDEN	1286238	54086	3735905	169309	
381 ALASKA			4889	294	
383 HAWAII			23500	3071	
400 U STATES	3075388	336391	38259142	3995435	
	5324694	431879	46039879	4329515	
PULPBOARD OTHER FIBREBOARD N O P	LB				4170
100 U KINGDOM	9925	3954	47050	12476	
335 GERMANY W			2343	89	
344 ITALY			6000	320	
354 NETHRLNDS			3188	542	
375 SWEDEN	5753	515	27808	2482	
400 U STATES	436716	60030	5722703	799072	
	452394	64499	5809092	814981	
ELECTRIC INSULATING PRESSBOARD	LB				4171
100 U KINGDOM	5797	1502	30167	7651	
400 U STATES	95611	16957	834886	203681	
	101408	18459	865053	211332	
FELTBOARD ROOF FELT NOT COATED	LB				4172
400 U STATES	578900	16934	8126315	239655	
	578900	16934	8126315	239655	
PRESSBOARD N O P	LB				4173
100 U KINGDOM			5517	1694	
375 SWEDEN			4868	476	
400 U STATES	45480	12657	1135125	286176	
	45480	12657	1145510	288346	
SHOEBOARDS	LB				4174
100 U KINGDOM	3185	625	48073	8378	
335 GERMANY W	4000	435	4757	866	
400 U STATES	60063	20756	546291	180602	
	67248	21816	599121	189846	
PAPERBOARD FOR SHOEBOARDS	LB				4175
400 U STATES	53904	8882	604815	96948	
	53904	8882	604815	96948	

Articles and Countries from which Imported	MONTH OF DECEMBER 1954		TWELVE MONTHS ENDED DECEMBER 1954		Class Number
	Quantities	Values (\$)	Quantities	Values (\$)	
GYPHUM BOARD LATH ROCK LATH 381 ALASKA 389 IRELAND 400 U STATES	Lb		139287 483646	4382 539H	4176
		899502 19745	20442577	320545	
		899502 19745	21065510	330325	
ENAMELLED PAPER 100 U KINGDOM 400 U STATES	Lb		162	2178	4178
		381 111	33427	6555	
		381 111	33569	6733	
CARBON PAPER 100 U KINGDOM 327 FRANCE 335 GERMANY W 400 U STATES	Lb	9504 10733	88852 2174 445	78012 631 256	4179
		39372 26207	316213	235115	
		48876 36940	407684	314014	
ROUGHAVURE PRINTING PAPER 400 U STATES	Lb		657	151	4180
			657	151	
BOOK PAPER FOR PERIODICALS 328 FR AFRICA 400 U STATES	Lb		37998	3912	4181
		26424 2798	300457	30928	
		245379 24515	338455	34840	
BOOK PRINTING LITHO PAPER NOP 100 U KINGDOM 327 FRANCE 354 NETHRLNDS 400 U STATES	Lb	43578 10132	102456 800 4487	23344 305 1106	4182
		299495 56659	4418625	730128	
		343073 66791	4526368	754885	
BOOK PRINTING PAPER COATED NOP 100 U KINGDOM 400 U STATES	Lb		31214	11940	4183
		2629 579	2690746	595322	
		269631 48370	2721960	607468	
		272260 48949			
COATED PAPERS FOR PERIODICALS 400 U STATES	Lb		3268902	350763	4184
		500558 49463	3268902	350763	
		500558 49463			
COVER PAPERS NOT PASTED COATED 100 U KINGDOM 400 U STATES	Lb		39790	22407	4185
		1911 1124	220527	54492	
		21318 4554	260317	76899	
		23229 5678			
COVER PAPERS PASTED COATED 100 U KINGDOM 400 U STATES	Lb		11982	7961	4186
		448 364	330808	121133	
		17857 6117	342790	129094	
		18305 6481			
SURFACE COATED PAPER N U P 100 U KINGDOM 335 GERMANY W 354 NETHRLNDS 375 SWEDEN 400 U STATES	Lb	19327 15630	108397 2342	84571 1139	4187
		1818 587	1818	587	
		82949 32963	1022460	454744	
		104094 49180	1138156	541719	
NEWSPRINT PAPER	Lb				4188
WAXED PAPER IN PACKAGE FORM 400 U STATES	Lb		6313	1106	4189
		3350 684	6313	1106	
WAXED PAPER FOR WRAPPING N U P 100 U KINGDOM 400 U STATES	Lb		12425	5115	4190
		251985 41603	1414586	325338	
		251985 41603	1427011	330653	
GREASEPROOF AND GLASSINE PAPER 335 GERMANY W 400 U STATES	Lb		25081	5369	4191
		32571 5849	485940	116607	
		32571 5849	511021	121976	
TISSUE WRAPPING PAPER 100 U KINGDOM 305 AUSTRIA 359 NORWAY 400 U STATES	Lb	1566 298	4427 3079	1433 1163	4192
		720 234	22458	3151	
		2286 532	142910	26277	
			172874	32024	
VEGETABLE PARCHMENT PAPER 100 U KINGDOM 400 U STATES	Lb		48841	9509	4193
		1766 802	70004	20008	
		1766 802	118845	29517	
WRAPPING PAPER KRAFT 354 NETHRLNDS 400 U STATES	Lb		10938	1155	4195
		953175 70378	4536132	363488	
		953175 70378	4547070	364643	
WRAPPING PAPER OILED COATED 375 SWEDEN 400 U STATES	Lb		23340	3669	4196
		22281 7517	821257	207631	
		22281 7517	844607	211300	
WRAPPING PAPER ALL KINDS N U P 100 U KINGDOM 335 GERMANY W 354 NETHRLNDS 400 U STATES	Lb		18943 410	5341 146	4197
		228232 21758	21412	4374	
		228232 21758	1477080	200077	
			1518495	209938	
DUPLIX BACKING PAPER 400 U STATES	Lb		695349	290736	4198
		27414 10232	695249	290736	
		27414 10232			
IMITATION PARCHMENT WRAPPING 400 U STATES	Lb		5351	797	4199
		777 168	5351	797	
		777 168			
WRAPPER SHEETS AND HEADS 400 U STATES	Lb		33970	3407	4200
		1840 167	33970	3407	
		1840 167			

IMPORTS INTO CANADA FOR CONSUMPTION

Articles and Countries from which Imported	MONTH OF DECEMBER 1954		TWELVE MONTHS ENDED DECEMBER 1954		Class Number
	Quantities	Values (\$)	Quantities	Values (\$)	
BOND AND LEDGER PAPERS UN CUT 100 U KINGDOM 400 U STATES	LB		16508	6264	4201
			601025	146863	
ENVELOPES 100 U KINGDOM 327 FRANCE 344 ITALY 375 SWEDEN 400 U STATES	M	31	229	1565	4202
				265	
ONION SKIN AND MANIFOLD PAPER 100 U KINGDOM 335 GERMANY W 400 U STATES	LB		20768	116031	4203
			21342	118584	
BOXED PAPER AND PAPER TORIES 100 U KINGDOM 305 AUSTRIA 327 FRANCE 376 SWITZERLAND 400 U STATES	LB	628	577	4302	4204
				91	
HAND MADE PAPER 40 C OR OVER 100 U KINGDOM 344 ITALY	LB	96	85	3737	4205
				334	
WASTE PAPER 400 U STATES	CWT		6125	4071	4209
ELECTRIC CABLE INSULATING PAPER 100 U KINGDOM 400 U STATES	LB		765960	1114905	4210
PHOTOGRAPHERS PAPERS 100 U KINGDOM 306 BELGIUM 335 GERMANY W 347 JAPAN 354 NETHERLANDS 376 SWITZERLAND 400 U STATES	LB		9854	1904	4211
BLUDDING PAPER NOT PRINTED 100 U KINGDOM 400 U STATES	LB		2223888	957817	4212
CIGARETTE PAPER UNGUMMED 400 U STATES	LB		2233742	959721	4213
CIGARETTE PAPER GUMMED ROLLS 327 FRANCE 400 U STATES	LB		8763	78002	4214
CIGARETTE PAPERS IN PACKETS 100 U KINGDOM 327 FRANCE 354 NETHERLANDS 400 U STATES	M	5	75	156373	4215
CREPE PAPER DECORATIVE ROLLS 400 U STATES	LB		694	153187	4216
GUMMED PAPER 100 U KINGDOM 305 AUSTRIA 400 U STATES	LB		89	708	4217
HANGINGS OR WALL PAPER 100 U KINGDOM 335 GERMANY W 347 JAPAN 400 U STATES	M	192	3663	761	4218
PAPER FOR SHOT SHELLS GUN WADS 400 U STATES	LB		1200	1024	4219
PAPIERMACHE WARE N O P 100 U KINGDOM 335 GERMANY W 344 ITALY 347 JAPAN 390 GERMANY E 400 U STATES	LB		142573	2142251	4220
PAPER DECALCOMANIA 100 U KINGDOM 400 U STATES	LB		159796	2532306	4221
PAPER MATRIX FOR PRINTING 100 U KINGDOM 400 U STATES	LB		5750	1454	4222
PAPER MATTING 347 JAPAN 400 U STATES	LB		327469	99092	4223
PAPER MATTING 347 JAPAN 400 U STATES	LB		109551	52624	4224

IMPORTS INTO CANADA FOR CONSUMPTION

Articles and Countries from which Imported	MONTH OF DECEMBER 1954		TWELVE MONTHS ENDED DECEMBER 1954		Class Number
	Quantities	Values (\$)	Quantities	Values (\$)	
PAPER PHOTO BARYTA COATED 100 U KINGDOM 400 U STATES	Lb 136154	42545	30767 1565167	5787 522784	4225
SHINGLES OF PAPER OR FELT 400 U STATES	Lb 19645	849	2226303	83123	4226
ROOFING SHEATHING PAPER PREPRU 100 U KINGDOM 381 ALASKA 400 U STATES	Lb 706150	54550	67882 4400 7703481	3482 448 497500	4227
TISSUE PAPER N O P 100 U KINGDOM 305 AUSTRIA 335 GERMANY W 359 NORWAY 400 U STATES	Lb 1727	526	8269 2493 2250 32524	2393 1049 255 5056	4228
TOILET PAPER 400 U STATES	Lb 296078	36720	793230	149562	4229
TOWELS AND NAPKINS PLAIN 100 U KINGDOM 400 U STATES	Lb 42958	6105	43813 632745	6591 111194	4230
WAXED STENCIL PAPER 100 U KINGDOM 305 AUSTRIA 400 U STATES	Lb 64333	52385	683558	117785	4231
ALL KINDS OF PAPER N O P 100 U KINGDOM 306 BELGIUM 327 FRANCE 335 GERMANY W 344 ITALY 354 NETHRLNDS 393 TAIWAN 400 U STATES	Lb 26421 12707	4009 2560	438551 2209 78957 519717	368127 1549 108226 478672	4232
TISSUE PAPER FOR STENCILS 400 U STATES	Lb 581800	112520	8545711	1658740	4233
FACIAL TISSUES HANDKERCHIEFS 400 U STATES	Lb 228532	42662	23065	6570	4234
PAPER NAPKINS N O P 100 U KINGDOM 305 AUSTRIA 318 DENMARK 335 GERMANY W 347 JAPAN 354 NETHRLNDS 400 U STATES	Lb 5415	3013	2800986 2800986	519054 519054	4235
CARBONIZING TISSUE PAPER 100 U KINGDOM 327 FRANCE 400 U STATES	Lb 18248	11465	72357 450 51720	29192 220 18319	4236
CABLE INSULATING PAPER N O P 100 U KINGDOM 400 U STATES	Lb 4508	1746	35207 500 4395	15283 381 2133	4237
CASH REGISTER PAPER 400 U STATES	Lb 3047	522	765804	175845	4238
FILTER PAPER 100 U KINGDOM 327 FRANCE 335 GERMANY W 400 U STATES	Lb 245	302	930433	241373	4239
TABULATING PAPER AND STOCK 400 U STATES	Lb 832716	87372	31687 392485 609172	40374 96416 136790	4240
BAGS AND SACKS OF PAPER 100 U KINGDOM 335 GERMANY W 354 NETHRLNDS 390 GERMANY E 400 U STATES	Lb 1408	373	1790150	531397	4241
PAPER PROTECTORS FOR PLANTS 100 U KINGDOM 400 U STATES	Lb 225076	47647	216687 392485 609172	40374 96416 136790	4242
CONTAINERS PAPERBOARD N O P 100 U KINGDOM 231 HONG KONG 327 FRANCE 335 GERMANY W 347 JAPAN 354 NETHRLNDS 376 SWITZRLND	Lb 3992 1174	1599 339	3365099	540670	4243

IMPORTS INTO CANADA FOR CONSUMPTION

Articles and Countries from which Imported	MONTH OF DECEMBER 1954		WELVE MONTHS ENDED DECEMBER 1954		Class Number
	Quantities	Values (\$)	Quantities	Values (\$)	
400 U STATES	528370	147641	8901484	2456549	
MILK BOTTLE CAPS OF PAPER	554945	150664	8957790	2484035	4244
400 U STATES		3732		30788	
PAPER TUBES AND CONES FOR YARN		3732		30788	4245
LB					
100 U KINGDOM	1537	476	6850	2422	
306 BELGIUM	137	64	326	174	
335 GERMANY W			1508	1043	
400 U STATES	29451	11929	391769	114051	
	31125	12469	400455	117690	
PAPER PATTERNS BOOT AND SHOE					4246
400 U STATES		2512		33429	
		2512		33429	
POCKET SPUTUM CUPS AND REFILLS					4247
400 U STATES				428	
				428	
TWINE OR YARN OF PAPER					4248
400 U STATES	127952	28452	948811	204525	
	127952	28452	948811	204525	
WINDOW BLINDS OF PAPER					4251
MANUFACTURES OF PAPER N O P					4252
100 U KINGDOM		34130		240663	
231 HONG KONG		300		2463	
305 AUSTRIA		116		6211	
306 BELGIUM		390		3296	
317 CZECHO S				1063	
318 DENMARK				2175	
327 FRANCE		1550		7882	
335 GERMANY W		1279		35463	
344 ITALY		1094		16452	
347 JAPAN		1922		23723	
354 NETHRLNDS		349		5566	
359 NORWAY				539	
375 SWEDEN				5586	
376 SWITZRLND		50		2809	
390 GERMANY E		454		7401	
400 U STATES		402499		4969296	
		444133		5330588	
PAPER CORES					4253
400 U STATES	343481	26513	3000708	236406	
	343481	26513	3000708	236406	
PAPER CUPS DISHES TABLEWARE					4254
100 U KINGDOM		248		1003	
400 U STATES		12633		261507	
		12881		262510	
PAPER DOILIES AND LACE PAPER					4255
LB					
100 U KINGDOM	10986	6341	62821	35492	
318 DENMARK			8500	3376	
400 U STATES	41073	15253	429912	159829	
	52059	21594	501233	198697	
PAPER NOVELTIES FLOWERS GAMES					4256
100 U KINGDOM		12262		110422	
231 HONG KONG				563	
318 DENMARK				2022	
327 FRANCE		61		266	
335 GERMANY W		305		11149	
347 JAPAN		9327		127757	
352 MEXICO		269		2945	
375 SWEDEN		259		419	
390 GERMANY E		1541		52137	
400 U STATES		12912		211457	
		36936		519137	
PAPER PATTERNS N O P					4257
327 FRANCE				5185	
400 U STATES		27456		323364	
		27456		328549	
SHIPPING CONTAINERS					4258
LB					
100 U KINGDOM			1250	285	
400 U STATES	960497	85630	10822073	1142142	
	960497	85630	10823323	1142427	
TRAYS FOR PACKAGING APPLES					4259
400 U STATES			82500	10707	
			82500	10707	
ARTISTS PROOF ETCHINGS					4261
100 U KINGDOM				246	
327 FRANCE				140	
376 SWITZRLND				230	
400 U STATES		352		1077	
		352		1693	
ADMIRALTY CHARTS MANUSCRIPTS					4262
100 U KINGDOM		419		13122	
327 FRANCE				50	
376 SWITZRLND				507	
400 U STATES		7533		89863	
		7952		103542	
BLUEPRINTS NUP AND HYDRO PLANS					4263
100 U KINGDOM		8973		55991	
327 FRANCE				586	
335 GERMANY W		100		100	
344 ITALY				1177	
347 JAPAN				105	
376 SWITZRLND				554	
400 U STATES		57476		2219275	
		66549		2277788	

IMPORTS INTO CANADA FOR CONSUMPTION

Articles and Countries from which Imported	MONTH OF DECEMBER 1954		TWELVE MONTHS ENDED DECEMBER 1954		Class Number
	Quantities	Values (\$)	Quantities	Values (\$)	
MUSIC FOR MECHANICAL PIANOS 400 U STATES		330		2974	4264
MUSIC PRINTED		330		2974	
100 U KINGDOM		1512		14249	4265
327 FRANCE		1044		6260	
344 ITALY		210		210	
400 U STATES		24081		283934	
		26847		304653	
NEWSPAPER OR COMIC SECTIONS 400 U STATES		54698		685533	4266
		54698		685533	
MAGAZINES NEWSPAPERS UNBOUND					4267
100 U KINGDOM		10514		112869	
231 HONG KONG				60	
306 BELGIUM		7932		96208	
327 FRANCE		58542		429372	
335 GERMANY W				454	
344 ITALY		962		10030	
347 JAPAN				135	
376 SWITZRLND				5055	
400 U STATES		2105991		25609139	
		2183941		26263322	
PHOTOGRAPHS NEWS ILLUSTRATION 100 U KINGDOM				210	4268
400 U STATES		1954		29472	
		1954		29682	
PHOTOGRAPHS CHROMOS N O P					4269
100 U KINGDOM		2564		56941	
207 UN SO AFR				1116	
215 INDIA		180		180	
231 HONG KONG		57		1369	
305 AUSTRIA		86		1724	
306 BELGIUM		73		1043	
314 COLOMBIA				902	
317 CZECHOS		400		760	
318 DENMARK		209		822	
327 FRANCE		327		3115	
335 GERMANY W		482		4242	
344 ITALY		263		1051	
347 JAPAN		912		3092	
352 MEXICO		85		1859	
354 NETHRLNDS		59		3486	
372 SPAIN		890		890	
375 SWEDEN		1377		5176	
376 SWITZRLND		454		5892	
389 IRELAND				904	
390 GERMANY E				606	
400 U STATES		149543		2360840	
		157961		2456010	
PHOTOGRAPHS FOR REPRODUCTION 100 U KINGDOM				785	4271
327 FRANCE				703	
400 U STATES		12148		114737	
		12148		116225	
TRANSFERS DECALCOMANIA					4272
100 U KINGDOM		458		11763	
347 JAPAN				409	
400 U STATES		20271		304146	
		20729		316318	
PAPER FOR DUPLICATING MACHINES 400 U STATES	Lb	48024	33836	281796	4290
		48024	33836	281796	
ADVERTISING AND PRINTED MATTER	Lb				4291
100 U KINGDOM		57722	42755	392457	409314
231 HONG KONG		1659	1425	2084	1705
234 AUSTRALIA		48	58	3139	4909
305 AUSTRIA				2570	1447
306 BELGIUM		442	214	22743	6142
317 CZECHOS				2250	1104
318 DENMARK		474	358	3650	3064
327 FRANCE		691	475	30757	28022
335 GERMANY W		2245	1597	53027	36983
344 ITALY		1131	340	3055	2855
347 JAPAN		20	58	1402	1715
354 NETHRLNDS		9435	7454	35833	34062
359 NORWAY		187	187	343	375
375 SWEDEN		1225	1038	9358	6207
376 SWITZRLND		3282	2340	25797	31200
381 ALASKA		45	58	146	239
400 U STATES		511536	522683	6533999	6519108
		590142	581040	7122610	7088451
PRINTED MATTER NUP					4292
100 U KINGDOM			8180	70996	
231 HONG KONG			264	577	
234 AUSTRALIA				665	
305 AUSTRIA				573	
306 BELGIUM				4730	
318 DENMARK				54	
327 FRANCE			200	1717	
335 GERMANY W			5021	18133	
344 ITALY				892	
347 JAPAN			1006	18478	
352 MEXICO				177	
354 NETHRLNDS			871	2075	
359 NORWAY				62	

IMPORTS INTO CANADA FOR CONSUMPTION

Articles and Countries from which Imported	MONTH OF DECEMBER 1954		TWELVE MONTHS ENDED DECEMBER 1954		Class Number
	Quantities	Values (\$)	Quantities	Values (\$)	
376 SWITZRLND				2587	
381 ALASKA				530	
400 U STATES		173551		2133682	
CARDS FOR PLAYING		189093		2275928	4293
	PACK				
100 U KINGDOM	4600	1470	12252	5164	
305 AUSTRIA	1572	645	18192	4343	
335 GERMANY W			1500	421	
344 ITALY			1120	321	
400 U STATES				99345	
	18115	11068	171223		
	24287	13183	204289	109594	
HAND MADE DRAWINGS OR DESIGNS					4294
100 U KINGDOM				1379	
400 U STATES		9648		89364	
		9648		90743	
LABELS TAGS TICKETS					4295
100 U KINGDOM		5890		53718	
207 UN SO AFR				149	
232 MALTA				236	
234 AUSTRALIA				324	
327 FRANCE				1999	
335 GERMANY W				931	
344 ITALY				2898	
347 JAPAN				738	
354 NETHRLNDS				390	
400 U STATES		55503		604501	
		61393		665884	
PICTORIAL POST CARDS					4296
	FOLDERS				
100 U KINGDOM			LB	8559	11710
231 HONG KONG	1508	2731		30	106
305 AUSTRIA				750	1012
306 BELGIUM				676	913
318 DENMARK				35	106
327 FRANCE	77	126		2082	3473
335 GERMANY W	10	88		631	789
344 ITALY	338	848		1010	2397
347 JAPAN				138	161
376 SWITZRLND				1350	2159
381 ALASKA				104	117
400 U STATES					
	53582	62528	1339544	1101463	
	55515	66321	1354909	1124406	
BIBLES PRAYER BOOKS HYMN BOOKS					4301
100 U KINGDOM		36318		377334	
215 INDIA				95	
231 HONG KONG		384		842	
234 AUSTRALIA				56	
305 AUSTRIA				265	
306 BELGIUM		52368		319004	
317 CZECHO S				2723	
327 FRANCE		20111		187184	
335 GERMANY W		252		22348	
344 ITALY		9879		116856	
347 JAPAN				310	
352 MEXICO				319	
354 NETHRLNDS		205		5016	
360 ISRAEL		287		1282	
372 SPAIN				1915	
376 SWITZRLND		250		6596	
390 GERMANY E				246	
400 U STATES		174057		2303231	
		294111		3325622	
BLANK BOOKS RULED OR PLAIN					4302
100 U KINGDOM		300		3708	
335 GERMANY W				58	
347 JAPAN				287	
400 U STATES		3149		17937	
		3449		17990	
BOOKS OVER 12 YEARS OLD					4303
100 U KINGDOM				2796	
354 NETHRLNDS				152	
400 U STATES		1218		27291	
		1218		30239	
TEXT BOOKS FOR SCHOOLS COLLEGE					4305
100 U KINGDOM		6103		114930	
231 HONG KONG				8992	
306 BELGIUM				11095	
318 DENMARK				347	
322 EGYPT		200		200	
326 FINLAND				168	
327 FRANCE		9933		98974	
335 GERMANY W				2113	
344 ITALY		144		3680	
354 NETHRLNDS		161		1636	
360 ISRAEL				973	
372 SPAIN		146		146	
376 SWITZRLND				1553	
400 U STATES		210365		3392943	
		227052		3637750	
BOOKS NOVELS FICTION					4306
100 U KINGDOM		890		7231	
400 U STATES		5315		142275	
		6205		149506	
BOOKS SCIENCE FOR LIBRARIES					4307
100 U KINGDOM		10672		149962	
234 AUSTRALIA				524	
236 NEW ZEAL				331	

IMPORTS INTO CANADA FOR CONSUMPTION

Articles and Countries from which Imported	MONTH OF DECEMBER 1954		TWELVE MONTHS ENDED DECEMBER 1954		Class Number
	Quantities	Values (\$)	Quantities	Values (\$)	
305 AUSTRIA				512	
306 BELGIUM		628		7705	
318 DENMARK				272	
327 FRANCE		5173		34486	
335 GERMANY W		741		2624	
344 ITALY		367		1561	
354 NETHRLNDS				879	
355 INDONESIA				50	
359 NORWAY				3560	
375 SWEDEN		807		1609	
376 SWITZRLND		1294		6339	
400 U STATES		386604		4522636	
BOOKS GOVERNMENT ASSOCIATION		406286		4733030	
100 U KINGDOM		9176		109269	4308
215 INDIA				743	
225 TRINIDAD				100	
234 AUSTRALIA				1380	
236 NEW ZEAL				593	
306 BELGIUM				200	
327 FRANCE		1399		33138	
335 GERMANY W		54		6850	
344 ITALY		238		5514	
354 NETHRLNDS		494		665	
376 SWITZRLND				228	
400 U STATES		17319		242866	
FREIGHT RATES FOR RAILWAYS		28680		401546	
100 U KINGDOM		572		2281	4309
327 FRANCE				450	
344 ITALY				317	
354 NETHRLNDS		818		818	
400 U STATES		1853		29810	
BOOKS PRINTED PERIODICALS NON		3243		55876	
100 U KINGDOM		154719		1422001	4310
207 UN SD AFR				101	
215 INDIA				4094	
231 HONG KONG				200	
234 AUSTRALIA		302		302	
327 FRANCE		604		2479	
335 GERMANY W				3016	
354 NETHRLNDS				4011	
360 ISRAEL				61	
375 SWEDEN				4266	
380 USSR		78		2450	
381 ALASKA				197	
400 U STATES		723864		8436031	
BOOKS FOREIGN LANGUAGE		879567		9879009	
100 U KINGDOM		2047		8821	4311
231 HONG KONG				1697	
304 ARGENTINA				74	
305 AUSTRIA		810		1706	
306 BELGIUM		9327		140040	
313 CHINA		69		125	
317 CZECHO S				221	
318 DENMARK		460		1279	
326 FINLAND		71		133	
327 FRANCE		136546		1257239	
335 GERMANY W		1621		12649	
336 GREECE				200	
340 HUNGARY				1186	
341 ICELAND				574	
344 ITALY		66		3294	
347 JAPAN		109		1608	
354 NETHRLNDS		307		26857	
372 SPAIN		237		1163	
375 SWEDEN		625		10143	
376 SWITZRLND		275		5853	
380 USSR		157		5595	
388 YUGO SLAV				103	
400 U STATES		22395		253870	
		175122		1734430	

IMPORTS INTO CANADA FOR CONSUMPTION

Articles and Countries from which Imported	MONTH OF DECEMBER 1954		TWELVE MONTHS ENDED DECEMBER 1954		Class Number
	Quantities	Values (\$)	Quantities	Values (\$)	
<u>GROUP 5</u>					
<u>IRON AND ITS PRODUCTS</u>					
IRON ORE					
309 BRAZIL	TUN		88351	1194361	5001
350 LIBERIA			11603	135202	
400 U STATES			2935237	19086037	
	964	5485	3035191	20415600	
FERRO TUNGSTEN					
100 U KINGDOM	CWT		626	90849	5010
366 PORTUGAL			221	30957	
400 U STATES			12	3615	
			859	125421	
PIG IRON FOR AGRIC IMPLEMENTS					
400 U STATES	TUN		922	51148	5011
			922	51148	
PIG IRON N O P					
100 U KINGDOM	TUN	1680	4714	208931	5012
207 UN SU AFH			297	9908	
234 AUSTRALIA		151	826	32041	
372 SPAIN			5912	208194	
400 U STATES			7338	533834	
	4847	254712	19087	992908	
FERRO MANG UNDER					
1 PC SILICON	CWT				5013
100 U KINGDOM		77280	132621	982239	
400 U STATES		5879	37920	656446	
		63159	170541	1638685	
SILICO MANG OVER					
1 PC SILICON	CWT				5014
400 U STATES		10	375	9946	
		10	375	9946	
FERRO SILICON					
375 SWEDEN	CWT		20	267	5015
400 U STATES		330	4896	56238	
		330	4916	56505	
ALLOYS N O P FOR MFR OF STEEL					
100 U KINGDOM	CWT		672	17827	5018
327 FRANCE		103	395	11345	
375 SWEDEN			20	244	
400 U STATES			42932	1225027	
	2074	80310	44019	1254443	
BILLETS BESSEMER FOR TUBES					
	TUN				5019
INGOTS COGGEU BLOOMS SLABS N O P					
100 U KINGDOM	TUN	8	102	38439	5020
335 GERMANY W			1	101	
400 U STATES		70	1691	172288	
	78	13235	1794	210828	
INGOTS NOT LESS THAN 3 CTS LB					
100 U KINGDOM	TUN		1	773	5021
306 BELGIUM			999	60629	
400 U STATES		384	1659	405360	
	384	45638	2639	466762	
INGOTS FOR FURTINGS INGOTS N O P					
400 U STATES	TUN	163	1079	115151	5022
	163	14788	1079	115151	
SPONGE IRON					
400 U STATES	TUN	25	118	14005	5024
	25	3471	118	14005	
CAST SCRAP					
400 U STATES	TUN				5031
	3915	114460	41538	1158841	
	3915	114460	41538	1158841	
WROUGHT SCRAP					
100 U KINGDOM	TUN		28	407	5032
234 AUSTRALIA			2	957	
327 FRANCE			11053	475779	
400 U STATES		1590	11591	387376	
	1590	67880	22674	864519	
TIN PLATE SCRAP					
400 U STATES	TUN	96	435	24997	5033
	96	2582	435	24997	
AXLES FOR RAILWAY VEHICLES					
400 U STATES		3158		29809	5041
		3158		29809	
AXLES FOR VEHICLES N O P					
100 U KINGDOM				156	5042
400 U STATES		1292		50284	
		1292		50440	
AXLES N O P					
100 U KINGDOM				772	5043
400 U STATES		24272		56627	
		24272		57399	
CASTINGS FOR AGRIC IMPLEMENTS					
306 BELGIUM		25033		35494	5044
400 U STATES		82532		439799	
		107565		475293	
INGOT MOULDS FOR STEEL					
400 U STATES		3193		879035	5045
		3193		879035	
MOULDS N O P					
400 U STATES		67302		235352	5046
		67302		235352	
CASTINGS MALLEABLE N O P					
100 U KINGDOM	CWT	10	44	911	5047
		152			

IMPORTS INTO CANADA FOR CONSUMPTION

Articles and Countries from which Imported	MONTH OF DECEMBER 1954		TWELVE MONTHS ENDED DECEMBER 1954		Class Number
	Quantities	Values (\$)	Quantities	Values (\$)	
327 FRANCE			295	5096	
335 GERMANY W			297	2569	
400 U STATES	2514	52426	38976	787158	
CASTINGS NON MALLEABLE N O P	2524	52578	39612	775734	
100 U KINGDOM			50	1431	5048
376 SWITZRLND			524	10635	
381 ALASKA			8	103	
400 U STATES	1790	27213	21750	353303	
CASTINGS OF STEEL N O P	1790	27213	22338	365472	
100 U KINGDOM		6	300	3812	5049
306 BELGIUM		120	820	16826	
327 FRANCE			720	23465	
359 NORWAY			4673	99152	
376 SWITZRLND			457	25255	
400 U STATES	1352	37595	21962	580936	
FORGINGS N O P	1558	37715	28932	749446	
100 U KINGDOM		34635		135098	5050
306 BELGIUM				3880	
335 GERMANY W				2350	
375 SWEDEN				3201	
400 U STATES		111620		1451035	
FORGINGS HOLLOW AND 20 TONS		146255		1593564	
100 U KINGDOM		123046		689608	5051
335 GERMANY W				10600	
400 U STATES		27575		246737	
PISTON RING CASTINGS ROUGH		150621		946945	
100 U KINGDOM				1924	5052
400 U STATES		2022		124271	
CASTINGS FOR RAILWAY VEHICLES		2022		126195	
400 U STATES				163535	5054
TIRES STEEL ROUGH RAILWAY				163535	
100 U KINGDOM	1096	10652	31062	289997	5055
400 U STATES	599	4670	3007	22978	
FORGINGS FOR SURGICAL INSTR	1695	15322	34069	312975	5056
STEEL WHEELS FOR RAILWAYS					5057
100 U KINGDOM		373935		3310984	
400 U STATES		1807		131859	
FORGED GOLF CLUB HEADS		375742		3442843	
234 AUSTRALIA				1351	5058
400 U STATES		7771		68012	
SEMI FINISHED PISTON CASTINGS		7771		69363	
100 U KINGDOM		1112		3340	5059
400 U STATES		1787		27089	
BARS BILLETS HOT ROLLED N O P		2899		30429	
100 U KINGDOM	1695	6751	22583	88513	5071
306 BELGIUM	3055	11478	83403	311109	
318 DENMARK			394	1496	
327 FRANCE	313	1226	17236	62866	
335 GERMANY W			440	1556	
347 JAPAN	1501	5931	1501	5931	
354 NETHRLNDS			4408	14848	
400 U STATES	808	3189	25968	73700	
BARS BILLETS COLD ROLLED N O P	7372	28575	155933	560019	
100 U KINGDOM	3729	28049	28017	237331	5072
305 AUSTRIA			85	1125	
306 BELGIUM	784	4424	4965	29390	
327 FRANCE			8416	47792	
335 GERMANY W	4	75	750	7411	
375 SWEDEN			2975	22955	
381 ALASKA			26	304	
400 U STATES	6606	74128	88807	1008934	
BARS BILLETS H R 4CTS AND OVER	11123	106676	134041	1355242	
100 U KINGDOM	4356	61966	67760	775341	5073
305 AUSTRIA			1451	26395	
306 BELGIUM	2773	11569	36314	167260	
327 FRANCE			265	1122	
335 GERMANY W			326	4338	
347 JAPAN	540	2355	1274	6023	
375 SWEDEN	90	3935	90	3935	
381 ALASKA			37	462	
400 U STATES	57572	423548	480485	3633876	
BARS BILLETS HAMMERED N O P	65331	503373	588002	4618752	
100 U KINGDOM			91	1024	5074
306 BELGIUM			3184	11750	
335 GERMANY W			11	304	
400 U STATES	56	1989	1225	38382	
BARS HOT ROLLED FOR SHAFTING	56	1989	4511	51460	5075
BARS SHEETS STRIP FOR SHOVELS					5076

IMPORTS INTO CANADA FOR CONSUMPTION

Articles and Countries from which Imported	MONTH OF DECEMBER 1954		TWELVE MONTHS ENDED DECEMBER 1954		Class Number
	Quantities	Values (\$)	Quantities	Values (\$)	
BARS RODS FOR AGRIC IMPLEMENTS 400 U STATES	CWT 23060	160981	115124	758404	5077
	23060	160981	115124	758404	
RAILWAY RAILS N O P 100 U KINGDOM 306 BELGIUM 335 GERMANY W 400 U STATES	TUN 147	10044	8429 676 158 5230	414816 64733 14374 381926	5078
	147	10044	14493	1275849	
STEEL GROOVED TRAMWAY RAILS 400 U STATES	TUN 61	6788	470	52315	5079
	61	6788	470	52315	
BARS HOT R ROUNDS AND SQUARES 100 U KINGDOM 305 AUSTRIA 306 BELGIUM 400 U STATES	CWT 1372	7385	13564 187 843	89494 4426 5303	5081
	1927	12569	23179	159376	
	3299	19954	37773	258599	
RODS FOR HORSESHOE NAILS	CWT				5101
RODS FOR MANUFACTURE OF CHAIN 306 BELGIUM 400 U STATES	CWT		648 1367 2015	2973 7542 10515	5102
RODS NOT OVER 375 IN FOR WIRE 100 U KINGDOM 306 BELGIUM 335 GERMANY W 400 U STATES	CWT 7639	28864	74019 22054 66855 10395	308954 89448 249729 73615	5103
	17443	74884	173323	721746	
WELDING RODS OF ALL KINDS 100 U KINGDOM 335 GERMANY W 375 SWEDEN 381 ALASKA 400 U STATES	CWT 97	3084	1201 15 148 502	26836 695 5547 6716	5104
	4687	123302	90423	2114726	
	4784	126386	92289	2154520	
BLANKS FOR MILLING CUTTERS 400 U STATES	CWT 7	785	141	5303	5111
	7	785	141	5303	
STRIP HOT R 080 INCH OR LESS 100 U KINGDOM 306 BELGIUM 354 NETHRLNDS 400 U STATES	CWT 1272	3946	5782 1020 1272 4895	26274 4586 3946 21282	5112
	344	1625	12969	56088	
	1616	5571	12969	56088	
STRIP HOT R OVER 080 INCH 100 U KINGDOM 306 BELGIUM 327 FRANCE 400 U STATES	CWT 782	3577	1651 15067 3795	7366 66015 16166	5113
	901	4181	12301	55594	
	1584	6744	32814	145141	
	1085	5104	32814	145141	
	4352	19606	32814	145141	
STRIP COLD R 080 INCH OR LESS 100 U KINGDOM 306 BELGIUM 354 NETHRLNDS 375 SWEDEN 400 U STATES	CWT 404	2589	4796 200 99	35685 1666 1376	5114
	1155	35314	4583	120369	
	4135	56119	67272	726752	
	5694	94022	76950	885848	
STRIP COLD R OVER 080 INCH 100 U KINGDOM 375 SWEDEN 400 U STATES	CWT 227	2034	688 7	5206 416	5115
	1038	13472	17278	200208	
	1265	15506	17973	205830	
STRIP HOT R FOR COLD ROLLING 400 U STATES	CWT		3054	17761	5116
			3054	17761	
STRIP FOR MANUFACTURE OF MATS 400 U STATES	CWT		659	4827	5117
			659	4827	
STRIP COLD ROLLED FOR DOORS 100 U KINGDOM	CWT		2809	26573	5118
			2809	26573	
HOOP TAG METAL FOR LACES					5119
HOOP STEEL FOR COOPERAGE 100 U KINGDOM 400 U STATES	CWT 930	8412	1650 15048	10259 120051	5120
	930	8412	16698	130310	
PLATES 66 INCHES WIDE OR LESS 100 U KINGDOM 306 BELGIUM 335 GERMANY W 347 JAPAN 400 U STATES	CWT 1799	7993	38557 1936 1989 17446	172238 8306 8080 82624	5121
	8476	37177	166074	754111	
	10838	47643	226002	1025359	
PLATES OVER 66 INS LESS 78 INS 100 U KINGDOM 306 BELGIUM 335 GERMANY W 347 JAPAN 400 U STATES	CWT 5808	28636	264317 553 1675	1228145 2722 6838	5122
	1704	7398	34462	161737	
	16155	72708	313221	1407448	
	23667	108742	614228	2806890	
PLATES FLANGED CURVED N O P 100 U KINGDOM 400 U STATES	CWT 3665	67824	155 37791	14584 570694	5123
	3665	67824	37946	585278	

IMPORTS INTO CANADA FOR CONSUMPTION

Articles and Countries from which Imported	MONTH OF DECEMBER 1954		TWELVE MONTHS ENDED DECEMBER 1954		Class Number
	Quantities	Values (\$)	Quantities	Values (\$)	
PLATES FOR BOILERS DIGESTERS 100 U KINGDOM 400 U STATES	CWT 4619 4619	 25435 25435	 364 98164 98528	 2238 685478 687716	5124
PLATES STEEL CHEQUER SURFACE 100 U KINGDOM 400 U STATES	CWT 13050 13050	 69999 69999	 8889 171863 180752	 46850 902938 949788	5125
SHEETS OVER 080 INCH THICK NOP 100 U KINGDOM 306 BELGIUM 347 JAPAN 400 U STATES	CWT 46005 46005	 221346 221346	 1021 1568 625 536366 539580	 6204 7103 2842 2585125 2601274	5126
SHEETS 080 INCH OR LESS N O P 100 U KINGDOM 335 GERMANY W 400 U STATES	CWT 268 51424 51692	 1648 269392 271040	 47984 17 731540 779541	 298442 112 4119673 4418227	5127
SHEET OR STRIP FOR TIN PLATE 400 U STATES	CWT		 2445 2445	 11052 11052	5128
SHEETS FOR MFR OF HULLOW WARE 100 U KINGDOM 400 U STATES	CWT 3219 3219	 19251 19251	 7043 105186 112229	 45839 667210 713049	5129
SHEETS BLUE FOR HEATING APP 400 U STATES	CWT		 1206 1206	 8676 8676	5130
SHEETS 075 SILICON FOR ELEC APP 100 U KINGDOM 400 U STATES	CWT 27470 27470	 358023 358023	 5717 376358 382075	 52076 4940496 4992572	5131
SHEETS 50 PER POUND OR OVER 100 U KINGDOM 306 BELGIUM 335 GERMANY W 347 JAPAN 375 SWEDEN 376 SWITZRLND 400 U STATES	CWT 12014 285 44644 56943	 72064 1672 288801 362537	 117132 1690 100 1953 24 68 855618 976585	 692007 9160 630 10488 635 835 5699273 6413028	5132
SHEETS RUST PROOF OVER 5 CTS 100 U KINGDOM 306 BELGIUM 335 GERMANY W 375 SWEDEN 400 U STATES	CWT 1175 10914 12264	 45363 464443 517210	 37597 456 17 1844 150480 190394	 1535173 2645 526 87127 6083983 7709454	5133
SHEETS CORRUGATED AND PEBBLED 100 U KINGDOM 335 GERMANY W 400 U STATES	CWT 170 5971 6141	 1697 39545 41242	 588 7 122556 123151	 6208 185 850844 857237	5134
SHEETS COATED WITH PAINT TAR 100 U KINGDOM 335 GERMANY W 400 U STATES	CWT 10811 10811	 102522 102522	 410 38 154294 154742	 4617 465 1456925 1462007	5135
SHEETS COATED WITH ENAMEL 400 U STATES	CWT 115 115	 2067 2067	 3081 3081	 43226 43226	5136
SHEETS COATED WITH TIN 100 U KINGDOM 400 U STATES	CWT 79 23973 24052	 1289 200290 201579	 139116 65087 204203	 1178781 518287 1697068	5137
SHEETS COATED WITH METAL N O P 100 U KINGDOM 335 GERMANY W 400 U STATES	CWT 757 757	 23098 23098	 312 1141 18491 19944	 9172 22528 443260 474960	5139
SHEETS COATED WITH ZINC N O P 100 U KINGDOM 306 BELGIUM 335 GERMANY W 400 U STATES	CWT 1977 31077 33054	 16299 252891 269190	 36899 428 266 390606 428199	 315180 4665 4167 3085604 3409616	5140
SHEETS FOR COATING WITH METALS	CWT				5141
SHEETS SHAPED FOR AGRIC IMPL 400 U STATES	CWT 682 682	 9598 9598	 5738 5738	 72246 72246	5142
SHEETS FOR MFR BUCKLE CLASPS 100 U KINGDOM 400 U STATES	CWT 458 458	 6706 6706	 1405 10828 12233	 14756 132630 147386	5143
SHEETS COLD ROLLED FOR HINGES 400 U STATES	CWT 167 167	 1248 1248	 6795 6795	 57743 57743	5144
SHEETS FOR MFR OF SADDLERY 400 U STATES	CWT 50 50	 747 747	 237 237	 4720 4720	5145
SHEETS TEMPERED FOR SAWS 100 U KINGDOM 375 SWEDEN 400 U STATES	CWT 71 262 333	 4479 13870 18349	 105 1198 2044 3347	 2901 70198 114416 187515	5146

Articles and Countries from which Imported	MONTH OF DECEMBER 1954		TWELVE MONTHS ENDED DECEMBER 1954		Class Number
	Quantities	Values (\$)	Quantities	Values (\$)	
SHEETS NOT TEMPERED FOR SAWS 100 U KINGDOM 375 SWEDEN 400 U STATES	CWT 44 2088 2132	948 58393 59341	513 697 17817 19027	10798 29008 640711 680517	5147
SHEETS COLD ROLLED FOR PIPE 400 U STATES	CWT 9220 9220	54490 54490	199896 199896	1096392 1096392	5148
SKELP 14 INS OR LESS FOR PIPE 306 BELGIUM 335 GERMANY W 400 U STATES	CWT 22708 26578 49286	99904 111320 211224	162837 45049 834913 1042799	645411 198402 3537613 4381426	5149
SKELP OVER 14 INS FOR PIPE 306 BELGIUM 400 U STATES	CWT 529 529	2614 2614	5553 148552 154105	22391 635766 658157	5150
HOT R STRIP FOR MOTOR VEHICLES 400 U STATES	CWT 860 860	5484 5484	176620 176620	953132 953132	5151
WROUGHT OR Puddled IRON BILLET	CWT				5152
HOOP STRIP BESSEMER FOR HINGES 306 BELGIUM 400 U STATES	CWT		2140 3534 5674	9048 11908 20956	5153
PLATES 78 INCHES AND OVER 100 U KINGDOM 347 JAPAN 400 U STATES	CWT 2293 1294 6294 9881	9949 6406 30303 46658	121002 3218 270706 394926	555804 15866 1209229 1780899	5154
SHEETS COATED LEAD AND TIN 400 U STATES	CWT 14259 14259	100357 100357	117893 117893	880322 880322	5157
ANGLE BEAMS 35 LBS OR OVER 100 U KINGDOM 306 BELGIUM 327 FRANCE 335 GERMANY W 400 U STATES	CWT 15851 19465 6987 4867 414087 461257	71131 70542 31985 20452 1943941 2138051	222512 238655 216946 48224 4261955 4988292	924844 1009541 1009133 206520 19650626 22800664	5161
ANGLES BEAMS N O P 100 U KINGDOM 306 BELGIUM 327 FRANCE 335 GERMANY W 375 SWEDEN 381 ALASKA 400 U STATES	CWT 1410 9441 13176 55 34958 59040	9234 36916 48028 294 205532 300004	18193 370799 168432 13981 61 65 562270	96129 1446559 571898 60877 2826 293 3082606	5162
ANGLES DRILLED 100 U KINGDOM 327 FRANCE 344 ITALY 381 ALASKA 400 U STATES	CWT 10 1142 1152	142 18381 18523	2304 485 54232 20 31319 88360	32020 3693 515215 499 465647 1017074	5163
BEAMS UNDER 5 1 HALF LB PER YD 306 BELGIUM 400 U STATES	CWT 10238 10238	51072 51072	69 124917 124986	265 610442 610714	5164
MASTS ANGLES PLATES FOR SHIPS 100 U KINGDOM 306 BELGIUM 347 JAPAN 400 U STATES	CWT 25198 5684 30882	102338 27639 129977	62823 717 204 270803 334547	312403 3159 1101 1257157 1573820	5165
RASH OR CASEMENT SECTIONS 100 U KINGDOM 306 BELGIUM 400 U STATES	CWT 1916 1916	19087 19087	5277 1075 48567 54919	27974 6359 398955 433288	5166
SHAPES 35 LBS PER YARD OR OVER 100 U KINGDOM 306 BELGIUM 327 FRANCE 400 U STATES	CWT 41 922 279 5718 6960	189 3690 986 27340 32205	9604 12420 12471 137284 171779	40612 50932 47920 643214 782678	5167
SILL SECTIONS FOR RAILWAY CARS 400 U STATES	CWT		208 208	1016 1016	5168
PIPE CAST 5 CTS PER LB OR LESS 100 U KINGDOM 335 GERMANY W 400 U STATES	CWT 30879 30879	115865 115865	621462 739 5219 627420	2221792 3594 24397 2249783	5181
PIPE CAST N O P 100 U KINGDOM 381 ALASKA 400 U STATES	CWT 5289 1481 6770	27621 18133 45754	59974 264 12448 72686	594292 1784 179065 775141	5182
PIPE TUBES FOR BOILERS 100 U KINGDOM 335 GERMANY W 375 SWEDEN 376 SWITZRLND		101804 327 8239		893612 15573 9724 34047	5183

IMPORTS INTO CANADA FOR CONSUMPTION

Articles and Countries from which Imported	MONTH OF DECEMBER 1954		TWELVE MONTHS ENDED DECEMBER 1954		Class Number
	Quantities	Values (\$)	Quantities	Values (\$)	
400 U STATES		101977		1725844	
PIPE BEDSTEAD BRASS TRIMMINGS		212347		2678800	5184
PIPE WROUGHT 2 ONE HALF INCHES					
100 U KINGDOM				1015	5185
327 FRANCE				2424	
375 SWEDEN				537	
400 U STATES		1025		56622	
PIPE SEAMLESS 5 CTS PER LB NOP		1025		60598	
100 U KINGDOM		72914		766143	5186
335 GERMANY W				177	
375 SWEDEN		12003		284962	
381 ALASKA				353	
400 U STATES		471862		3493312	
PIPE WROUGHT OVER 10 1 HALF IN		556779		4544947	
100 U KINGDOM		2526		737428	5187
335 GERMANY W		330		59672	
344 ITALY				7444	
381 ALASKA				20716	
400 U STATES		141435		15971255	
PIPE WROUGHT LESS 10 1 HALF IN		144291		16796515	
100 U KINGDOM		47049		1892570	5188
306 BELGIUM				20889	
327 FRANCE		27446		58856	
335 GERMANY W		153559		334903	
344 ITALY		739		739	
354 NETHRLNDS				8478	
375 SWEDEN				245	
381 ALASKA				1896	
400 U STATES		267171		4308069	
TUBES WROUGHT COATED HALF INCH		495964		6626645	
400 U STATES		9154		151067	5190
PIPE WROUGHT N O P		9154		151067	
100 U KINGDOM		447		9220	5191
335 GERMANY W				1240	
381 ALASKA				346	
400 U STATES		53412		697936	
PIPE FITTINGS COUPLINGS N O P		53859		708742	
100 U KINGDOM		33636		359387	5192
327 FRANCE				2147	
335 GERMANY W		1396		94887	
347 JAPAN		10064		145294	
381 ALASKA				28621	
400 U STATES		373612		4271465	
PIPE SEAMLESS COLD DR POLISHED		418708		4901801	
100 U KINGDOM		1690		34975	5193
400 U STATES		2086		9176	
TUBING STEEL FOR FISHING RODS		3776		44151	
400 U STATES				4824	5194
CASING GAS WATER OR OIL WELL				4824	
100 U KINGDOM		158217		2617407	5195
306 BELGIUM				247632	
327 FRANCE		159924		319726	
335 GERMANY W		85105		1171233	
344 ITALY		56735		941742	
347 JAPAN		676658		1487152	
354 NETHRLNDS				59401	
400 U STATES		845491		11680756	
PIPE FITTINGS WELDING TYPE		1982130		18525049	
100 U KINGDOM		14712		116478	5196
335 GERMANY W				65218	
381 ALASKA				5339	
400 U STATES		58227		828811	
PIPE FOR WELDING TYPE FITTINGS		72939		1015846	
100 U KINGDOM				32885	5197
400 U STATES		40946		562891	
WIRE BARBED FENCING		40946		595776	
100 U KINGDOM	CWT	599	4615	9199	5201
306 BELGIUM		37	243	16000	
335 GERMANY W		748	4780	7966	
347 JAPAN				485	
400 U STATES				5821	
		1384	9638	39471	250585
WIRE FLAT QUARTER INCH OR LESS	CWT	91	1072	946	5203
100 U KINGDOM				123	
335 GERMANY W				1964	
400 U STATES		174	6536	3580	
		265	7608	4649	89359
WIRE ZINC COATED	CWT	564	5700	8917	5204
100 U KINGDOM				75064	
234 AUSTRALIA				669	
306 BELGIUM		112	711	828	
327 FRANCE				305	
				4460	
				6033	
				1825	

IMPORTS INTO CANADA FOR CONSUMPTION

Articles and Countries from which Imported	MONTH OF DECEMBER 1954		TWELVE MONTHS ENDED DECEMBER 1954		Class Number
	Quantities	Values (\$)	Quantities	Values (\$)	
335 GERMANY W 400 U STATES	716 1089	7251 11179	15212 20061	104484 283655	
WIRE COATED NOP UK COVERED	CWT 2481	24841	45992	475521	
100 U KINGDOM 306 BELGIUM 335 GERMANY W 347 JAPAN 359 NORWAY 400 U STATES	73	1424	1292 248 255 3 64	23622 1917 4194 84 1186	5205
WIRE ROPE FOR RIGGING SHIPS	CWT 522	16664	7097	194974	
100 U KINGDOM 335 GERMANY W 354 NETHRLNDS 400 U STATES	253	3659	139 51 468 447	2457 888 6722 5513	5206
WIRE ROPE CABLE NOP IRON STEEL	CWT 253	3659	1105	15580	
100 U KINGDOM 306 BELGIUM 318 DENMARK 335 GERMANY W 354 NETHRLNDS 359 NORWAY 375 SWEDEN 381 ALASKA 400 U STATES	2823 69 1557 326	57298 1264 21604 4732	36695 2382 16 16627 5155 77 48 97	678006 30501 188 205389 75236 1329 1297 3304	5207
WIRE FOR UPHOLSTERY SPRINGS	CWT 7314	148687	105436	1723111	
400 U STATES	625	5203	28960	231076	5208
WIRE FOR CORSET STEELS	CWT 625	5203	28960	231076	
100 U KINGDOM 400 U STATES	21 93	706 3506	191 1576	7033 67495	5209
WIRE FOR MFM OF WIRE ROPE	CWT 114	4212	1767	74528	
100 U KINGDOM 306 BELGIUM 335 GERMANY W 359 NORWAY 400 U STATES	19138 201	193383 2098	174352 153 617 1417 53069	1776643 1795 5934 14732 690881	5210
WIRE COMMERCIAL FISHING N O P	22348	234918	229608	2489985	
100 U KINGDOM 306 BELGIUM 335 GERMANY W 354 NETHRLNDS 400 U STATES		11003		137912 26850 420 158 8955	5211
WIRE FOR MFR CARD CLOTHING	CWT 11003			1742295	
100 U KINGDOM 400 U STATES	13	477	157 28	4291 1012	5212
WIRE OF IRON OR STEEL N O P	CWT 13	477	185	5303	
100 U KINGDOM 306 BELGIUM 327 FRANCE 335 GERMANY W 354 NETHRLNDS 375 SWEDEN 400 U STATES	371 651	8443 5804	12960 9852 5478 1197 3920 386	158371 63583 24615 14621 20991 12514	5214
WIRE FENCING NOT LESS 080 INCH	5239 6687	86563 106799	65403 99196	979670 1274365	
100 U KINGDOM 306 BELGIUM 335 GERMANY W 400 U STATES		2946		32656 1586 213	5215
WIRE FENCING WOVEN N O P		325		103277	
100 U KINGDOM 305 AUSTRIA 306 BELGIUM 335 GERMANY W 400 U STATES		3271		137732	
NETTING FOR FUR FARMS				21362 8490 783 226	5216
100 U KINGDOM 335 GERMANY W 400 U STATES		2160		91078	
WIRE SCREENS DOORS WINDOWS		2160		121939	
100 U KINGDOM 400 U STATES		1715 84		7838 381	5217
WIRE MESH IN ACETATE FILM		1799		8219	
100 U KINGDOM 335 GERMANY W 400 U STATES		293 3560		327 1887 90035	5218
WIRE CLOTH		3853		92249	
100 U KINGDOM 335 GERMANY W 347 JAPAN 354 NETHRLNDS 400 U STATES		1712 4675 6387		33384 25459 58843	5219
WIRE NETTING					
100 U KINGDOM		1054 3892 3279 18454 26679		11058 24842 7262 24729 241188 309079	5220
100 U KINGDOM		1690		109710	5221

IMPORTS INTO CANADA FOR CONSUMPTION

Articles and Countries from which Imported	MONTH OF DECEMBER 1954		TWELVE MONTHS ENDED DECEMBER 1954		Class Number
	Quantities	Values (\$)	Quantities	Values (\$)	
306 BELGIUM				23725	
335 GERMANY W		588		27631	
347 JAPAN		8666		45720	
354 NETHRLNDS		3490		6380	
400 U STATES		23702		215494	
		38136		428660	
WIRE RUSTPROOF FOR FISHING					5222
100 U KINGDOM				221	
400 U STATES				9446	
				9667	
WIRE ROPE FOR WELL DRILLING					5223
335 GERMANY W				8579	
400 U STATES		7055		110088	
		7055		118667	
WELDED WIRE FABRIC REINFORCING	CWT				5224
100 U KINGDOM	3290	23069	32884	229443	
306 BELGIUM	2529	14394	13616	80725	
381 ALASKA			251	1925	
400 U STATES			88362	687676	
	10418	79113			
	16237	116576	135113	999769	
CABLE CHAIN FOR SHIPS	CWT				5231
100 U KINGDOM	74	959	7526	140071	
327 FRANCE			345	3790	
400 U STATES	23	438	6761	182900	
	97	1397	14632	326761	
COIL CHAIN 9 EIGHTHS AND OVER	CWT				5232
100 U KINGDOM	1770	9634	10178	77739	
335 GERMANY W	3	128	683	2211	
354 NETHRLNDS			7	130	
400 U STATES	44	1532	3856	57831	
	1817	11294	14724	137911	
COIL CHAIN UNDER 9 EIGHTHS IN	CWT				5233
100 U KINGDOM	288	6340	3187	55992	
306 BELGIUM			220	2341	
335 GERMANY W	54	667	3955	35027	
354 NETHRLNDS	4	81	28	510	
400 U STATES	489	12714	3603	92801	
	835	19802	10993	186671	
SPROCKET CHAIN FOR AGRIC IMPL					5234
100 U KINGDOM				277	
335 GERMANY W				73131	
400 U STATES		66414		760602	
		66414		834010	
SILENT CHAIN ROLLER CHAIN					5235
100 U KINGDOM		27099		233802	
317 CZECHO S				997	
327 FRANCE				90	
335 GERMANY W		2374		14866	
400 U STATES		84378		902496	
		113851		1152251	
CHAINS N O P					5236
100 U KINGDOM		5145		73146	
327 FRANCE				258	
335 GERMANY W		271		9497	
375 SWEDEN				1151	
400 U STATES		70755		704313	
		76171		788365	
DIESEL ENGINE PARTS N O P					5240
100 U KINGDOM		37153		484038	
306 BELGIUM				876	
318 DENMARK				5961	
335 GERMANY W		884		24630	
344 ITALY		535		9017	
354 NETHRLNDS				3214	
359 NORWAY				4966	
375 SWEDEN		1600		12407	
376 SWITZRLND				38120	
381 ALASKA				13670	
400 U STATES		712130		7870583	
		752302		8467482	
BOILERS AND PARTS N O P					5241
100 U KINGDOM		509		97275	
335 GERMANY W				3292	
381 ALASKA				25276	
400 U STATES		171424		1962600	
		171933		2088443	
AUTOMOBILE ENGINES AND PARTS	NU				5242
100 U KINGDOM	9	20210	96	187999	
335 GERMANY W			21	6273	
344 ITALY				348	
381 ALASKA			1	424	
400 U STATES	430	1018513	9070	10045648	
	439	1038723	9188	10240692	
ENGINES DIESEL SEMI DIESEL	NU				5243
100 U KINGDOM	91	86550	806	1310072	
318 DENMARK			2	10316	
335 GERMANY W	6	8560	30	39518	
359 NORWAY			2	15961	
375 SWEDEN			4	4891	
381 ALASKA			5	90997	
400 U STATES	102	1541417	2487	11643522	
	199	1636527	3336	13115277	
ENGINES GAS MARINE AND PARTS	NU				5244
100 U KINGDOM	12	15429	59	92330	
318 DENMARK				169	
381 ALASKA				149	

Articles and Countries from which Imported	MONTH OF DECEMBER 1954		TWELVE MONTHS ENDED DECEMBER 1954		Class Number
	Quantities	Values (\$)	Quantities	Values (\$)	
400 U STATES	39	52197	915	909361	
ENGINES MOTOR TRUCK AND PARTS	51	67626	974	1002009	5245
100 U KINGDOM	NO				
335 GERMANY W	12	26234	69	149047	
381 ALASKA		1522	2	7425	
400 U STATES			1	248	
	576	527571	7826	6438057	
ENGINES FISHING BOAT AND PARTS	588	555327	7898	6594777	5246
100 U KINGDOM	NO				
400 U STATES			9	5043	
	6	4531	127	74626	
PARTS OF AIRCRAFT ENGINES	6	4531	136	79669	5248
100 U KINGDOM		402187		4956896	
234 AUSTRALIA				2726	
354 NETHRLNDS				268	
400 U STATES		1331772		16888349	
		1733959		21848239	
OUTBOARD MOTORS AND PARTS	NO				5250
100 U KINGDOM			95	14016	
381 ALASKA			2	523	
400 U STATES	90	247347	10666	3743787	
	90	247347	10763	3758326	
ENGINES UP TO 1 AND 1 HALF HP	NO				5251
100 U KINGDOM			10	963	
400 U STATES	101	3239	12534	318237	
	101	3239	12544	319200	
ENGINES GAS N O P AND PARTS	NO				5252
100 U KINGDOM	6	3878	129	58798	
335 GERMANY W		892		1661	
376 SWITZRLND			1	248046	
381 ALASKA			2	516	
400 U STATES	3853	489906	41257	6380136	
	3859	494676	41389	6689157	
ENGINES STEAM N O P AND PARTS	NO				5253
100 U KINGDOM	2	11361	10	378273	
376 SWITZRLND			1	47541	
400 U STATES	15	72114	329	913880	
	17	83475	340	1339694	
FIRE ENGINES MACHINES AND PIS	NO				5254
100 U KINGDOM		6360	31	20549	
354 NETHRLNDS			6	2289	
400 U STATES	14	48973	261	591420	
	14	55333	298	614258	
LOCOMOTIVES RAILWAY N O P	NO				5255
400 U STATES			13	72962	
			13	72962	
LOCOMOTIVE CHASSIS TOPS WHEELS					5256
100 U KINGDOM		14648		29964	
306 BELGIUM				1633	
375 SWEDEN		12300		12300	
400 U STATES		111803		959594	
		138751		1003491	
LOCOMOTIVES SAWMILL MINING	NO				5257
100 U KINGDOM		689	13	194206	
400 U STATES	18	112582	148	1499598	
	18	113271	161	1693804	
ENGINES AIRCRAFT UP TO 200 HP	NO				5258
400 U STATES	12	10230	182	206725	
	12	10230	182	206725	
ENGINES AIRCRAFT 201 TO 500 HP	NO				5259
100 U KINGDOM	1	2987	9	35147	
400 U STATES	5	16124	82	192656	
	6	19111	91	227803	
ENGINES AIRCRAFT 501 TO 1000HP	NO				5260
400 U STATES	2	34950	74	631638	
	2	34950	74	631638	
ENGINES AIRCRAFT OVER 1000 HP	NO				5261
100 U KINGDOM	9	213532	302	7082606	
400 U STATES	6	175241	119	4650845	
	15	388773	421	11733451	
CREAM SEPARATOR PARTS					5290
100 U KINGDOM		223		67	
318 DENMARK				1980	
326 FINLAND		2912		3920	
335 GERMANY W				1841	
375 SWEDEN		1832		22191	
400 U STATES		7444		84130	
		12411		114669	
CREAM SEPARATORS	NO				5292
100 U KINGDOM			F	1019	
318 DENMARK			8	11135	
326 FINLAND			7	11304	
335 GERMANY W			1185	95225	
375 SWEDEN	456	33922	6139	395375	
400 U STATES	9	9245	2295	459840	
	465	43167	9642	974898	
MILK CLARIFIERS AND PARTS					5293
375 SWEDEN				9851	
400 U STATES		989		28689	
		989		38540	
MILKING MACHINES AND PARTS					5294
100 U KINGDOM		972		6819	
400 U STATES		86983		1822572	
		87955		1822321	
PASTEURIZERS DAIRY AND PARTS	NO				5295
100 U KINGDOM	11	29920	81	183548	

IMPORTS INTO CANADA FOR CONSUMPTION

Articles and Countries from which Imported	MONTH OF DECEMBER 1954		TWELVE MONTHS ENDED DECEMBER 1954		Class Number
	Quantities	Values (\$)	Quantities	Values (\$)	
236 NEW ZEAL				89	
335 GERMANY W	1	3922	2	8028	
375 SWEDEN			2	34643	
400 U STATES			561	366510	
	21	61867	646	592818	
POWER DAIRY MACHINERY					5296
100 U KINGDOM		4374		103520	
318 DENMARK		1429		1496	
335 GERMANY W				20804	
375 SWEDEN				77	
376 SWITZRLND				20855	
400 U STATES		84455		1557313	
		90258		1704065	
FORKS PRONGED					5301
100 U KINGDOM			DUZ		
335 GERMANY W				182	1120
375 SWEDEN	1113	6208	2614	14572	
400 U STATES				254	3607
	2864	10722	5337	49100	
	3977	16930	8387	68399	
HARVESTERS AND PARTS					5302
100 U KINGDOM			NO		
400 U STATES					3665
	18	84158	3350	2329125	
	18	84158	3350	2332790	
HAY LOADERS AND PARTS					5303
100 U KINGDOM			NO		
400 U STATES					64
	5	787	842	192579	
	5	787	906	209281	
HAY TEEDERS AND PARTS					5304
400 U STATES			NO		
				38	10712
				38	10712
MOWING MACHINES AND PARTS					5305
100 U KINGDOM			NO		
335 GERMANY W				85	16323
400 U STATES				8	1187
	224	85954	7120	1953789	
	224	85954	7213	1971299	
POTATO DIGGERS PLANTERS PARTS					5306
100 U KINGDOM			NO		
400 U STATES					20
		1344	816	305130	
		1344	836	309528	
RAKES HORSE OR POWER AND PARTS					5307
100 U KINGDOM			NO		
400 U STATES					116
	130	70073	5622	1602827	
	130	70073	5738	1614234	
RAKES N O P					5308
100 U KINGDOM			DOZ		
335 GERMANY W				148	264
347 JAPAN				742	2773
375 SWEDEN				7040	9678
400 U STATES				517	3725
	866	10297	15096	112941	
	866	10297	23543	129381	
REAPERS AND PARTS					5309
NO					
SCYTHES					5310
100 U KINGDOM			DOZ		
305 AUSTRIA				350	3824
375 SWEDEN	20	280	1013	17319	
400 U STATES	162	1461	2487	30271	
	182	1741	4210	55891	
SICKLES OR REAPING HOOKS					5311
100 U KINGDOM			DOZ		
305 AUSTRIA				478	3111
400 U STATES				72	334
				2618	14201
				3168	17646
CULTIVATORS SCUFFLERS AND PTS					5321
100 U KINGDOM		678			48009
335 GERMANY W		126			1687
354 NETHRLNDS					3488
376 SWITZRLND					732
400 U STATES		52646			2777639
		53450			2831555
DRILLS SEED SEEDERS AND PARTS					5322
100 U KINGDOM		407			2063
354 NETHRLNDS					228
400 U STATES		54195			1172749
		54602			1175040
HARROWS DISC AND PARTS					5323
100 U KINGDOM					195
354 NETHRLNDS					63
400 U STATES		99660			1188509
		99660			1188767
HARROWS AND PARTS N O P					5324
100 U KINGDOM					13272
354 NETHRLNDS					12266
400 U STATES		9633			557452
		9633			582990
HOES					5325
100 U KINGDOM			DOZ		
335 GERMANY W	256	842		89	216
375 SWEDEN				772	2599
400 U STATES				83	718
	469	5939	2437		28752
	725	6781	3381		32285
PLOUGHS DISC AND PARTS					5326
100 U KINGDOM					1273
207 UN SO AFR					7686
400 U STATES		71204			1403628
		71204			1412587

Articles and Countries from which Imported	MONTH OF DECEMBER 1954		TWELVE MONTHS ENDED DECEMBER 1954		Class Number
	Quantities	Values (\$)	Quantities	Values (\$)	
PLOUGHS AND PARTS N O P					5327
100 U KINGDOM		596		16949	
354 NETHRLNDS				1013	
400 U STATES		188012		3689734	
		188608		3707696	
ROLLERS FARM OR LAWN AND PARTS	NU				5328
100 U KINGDOM			1	285	
400 U STATES	38	772	3790	74436	
	38	772	3791	74721	
FANNING MILL PEAVINERS AND PTS	NU				5331
400 U STATES	12	10369	1655	765950	
	12	10369	1655	765950	
HARVESTER COMBINES AND PARTS	NU				5332
100 U KINGDOM		11311		29452	
327 FRANCE				769	
335 GERMANY W			20	51705	
400 U STATES	11	500514	4192	17353897	
	11	511825	4212	17435823	
THRESHING MACHINE SEPARATORS	NU				5333
400 U STATES			95	61675	
			95	61675	
THRESHING MACHINE PARTS					5334
400 U STATES		1409		301431	
		1409		301431	
ELECT GENERATORS FARM AND PFS					5342
100 U KINGDOM				798	
400 U STATES		6707		89874	
		6707		90672	
FOODER FEED CUTTERS AND PARTS	NU				5343
354 NETHRLNDS		225	2	546	
400 U STATES	18	12060	349	162330	
	18	12285	351	162876	
FRUIT VEGETABLE GRADING MACH					5344
100 U KINGDOM				48464	
335 GERMANY W		757		841	
354 NETHRLNDS		62		1572	
376 SWITZRLND				3438	
400 U STATES		35521		599805	
		36340		654120	
GRAIN HAY GRINDERS AND PARTS	NU				5345
400 U STATES	290	110441	1909	509314	
	290	110441	1909	509314	
HAY PRESSES AND PARTS	NU				5346
100 U KINGDOM				149586	
354 NETHRLNDS			12	14592	
400 U STATES	107	157508	3762	5370865	
	107	157508	3774	5535043	
MANURE SPREADERS AND PARTS	NU				5350
354 NETHRLNDS	3	662	9	2911	
400 U STATES	239	74195	3778	1125536	
	242	74857	3787	1128447	
POST HOLE DIGGERS AND PARTS	NU				5352
400 U STATES	3	262	3847	84524	
	3	262	3847	84524	
SPADES AND SHOVELS N O P	DUZ				5353
100 U KINGDOM	772	9124	5129	57371	
335 GERMANY W			481	2977	
400 U STATES	836	10171	4768	69171	
	1608	19295	10378	129519	
SPRAYING AND DUSTING MACHINES					5354
100 U KINGDOM		104		4540	
327 FRANCE				823	
335 GERMANY W				32133	
354 NETHRLNDS				528	
376 SWITZRLND		1395		12008	
400 U STATES		117963		2366712	
		119462		2416744	
STUMPING MACHINES AND PARTS	NU				5355
TRACTION DITCHING MACH AND PTS	NU				5356
100 U KINGDOM			1	16538	
400 U STATES	2	14168	38	501750	
	2	14168	39	518288	
TRACTORS INTERNAL COMBUSTION	NU				5357
100 U KINGDOM	88	83035	4027	4201010	
317 CZECHO S			2	3142	
335 GERMANY W			11	25733	
354 NETHRLNDS			1	1770	
381 ALASKA			16	239545	
400 U STATES	825	2240869	26645	50176596	
	913	2323904	30702	54647796	
TRACTOR PARTS AND ACCESSORIES					5358
100 U KINGDOM		12050		165687	
327 FRANCE		118		635	
335 GERMANY W		650		2534	
354 NETHRLNDS		157		157	
375 BWEDEN				823	
381 ALASKA				26202	
400 U STATES		2281138		27968644	
		2294113		28154882	
WINDMILLS AND PARTS					5361
400 U STATES		374		8207	
		374		8207	
PRUNING HOOKS SHEARS DEHORNERS					5362
100 U KINGDOM		934		15863	
327 FRANCE				849	

Articles and Countries from which Imported		MONTH OF DECEMBER 1954		TWELVE MONTHS ENDED DECEMBER 1954		Class Number
		Quantities	Values (\$)	Quantities	Values (\$)	
	335 GERMANY W				2886	
	344 ITALY		613		12010	
	375 SWEDEN				1100	
	376 SWITZRLND				97	
	400 U STATES		8118		91441	
AGRIC IMPLEMENTS			9665		124246	
	NUP AND PARTS					
	100 U KINGDOM		169		64380	5363
	318 DENMARK				107	
	335 GERMANY W				17088	
	347 JAPAN				975	
	354 NETHRLNDS				20974	
	375 SWEDEN				764	
	376 SWITZRLND				565	
	400 U STATES		231074		7339893	
			231243		7444746	
KNIVES AND FORKS	TABLE					
	100 U KINGDOM		41345		386984	5371
	215 INDIA				207	
	234 AUSTRALIA				160	
	305 AUSTRI		155		3462	
	306 BELGIUM				311	
	318 DENMARK		1172		12966	
	327 FRANCE				9467	
	335 GERMANY W		5293		42871	
	344 ITALY		4394		45947	
	347 JAPAN		16861		167875	
	352 MEXICO				145	
	354 NETHRLNDS		388		1952	
	375 SWEDEN		4050		16752	
	376 SWITZRLND				1149	
	400 U STATES		22332		161092	
			25990		851340	
POCKET KNIVES						
	100 U KINGDOM		15800		137173	5372
	305 AUSTRIA				3666	
	327 FRANCE				4957	
	335 GERMANY W		10787		169980	
	344 ITALY				7406	
	347 JAPAN		467		10121	
	352 MEXICO				1801	
	372 SPAIN				335	
	375 SWEDEN		230		1994	
	376 SWITZRLND		394		3723	
	400 U STATES		6711		83114	
			34389		424270	
RAZORS N O P AND PARTS						
	100 U KINGDOM		11544		111162	5373
	305 AUSTRIA				200	
	327 FRANCE				354	
	335 GERMANY W		1818		10142	
	400 U STATES		650		40640	
			14012		162498	
SAFETY RAZOR BLADES	DOZ					5374
	100 U KINGDOM	9675	2278	337190	38395	
	318 DENMARK			34492	1641	
	335 GERMANY W	74041	2483	1009231	42387	
	360 ISRAEL	31375	1255	31375	1255	
	375 SWEDEN			9375	314	
	400 U STATES	66031	4129	1522125	85616	
		181122	10145	2943788	169608	
SCISSORS AND SHEARS N O P						
	100 U KINGDOM		11749		187175	5375
	216 PAKISTAN				1219	
	327 FRANCE				3097	
	335 GERMANY W		16209		393137	
	344 ITALY		2041		25743	
	347 JAPAN		1467		2803	
	375 SWEDEN				241	
	400 U STATES		25951		354252	
			57417		967667	
OTHER KNIVES N O P						
	100 U KINGDOM		6259		89053	5376
	231 HONG KONG		79		315	
	305 AUSTRIA				228	
	318 DENMARK				805	
	326 FINLAND		77		2692	
	327 FRANCE		270		7094	
	335 GERMANY W		8300		98604	
	344 ITALY				1979	
	347 JAPAN		1337		6511	
	359 NORWAY		223		435	
	375 SWEDEN		645		14690	
	376 SWITZRLND		60		60	
	400 U STATES		7146		121030	
			24396		343496	
SPOONS						
	100 U KINGDOM		117		15741	5377
	305 AUSTRIA				3635	
	317 CZECHO S				105	
	318 DENMARK		585		5717	
	327 FRANCE				1815	
	335 GERMANY W		1933		10970	
	344 ITALY		983		9465	
	347 JAPAN		8968		78135	
	352 MEXICO				223	

IMPORTS INTO CANADA FOR CONSUMPTION

Articles and Countries from which Imported	MONTH OF DECEMBER 1954		TWELVE MONTHS ENDED DECEMBER 1954		Class Number
	Quantities	Values (\$)	Quantities	Values (\$)	
354 NETHRLNDS				1 410	
359 NORWAY				140	
375 SWEDEN		2104		4924	
376 SWITZRLND				672	
400 U STATES		3265		69687	
KNIVES BUTCHER AND KITCHEN		17955		202639	
100 U KINGDOM		19902		298088	5378
318 DENMARK				377	
327 FRANCE		522		15078	
335 GERMANY W		4868		64814	
347 JAPAN				186	
375 SWEDEN		366		4296	
376 SWITZRLND		348		2795	
400 U STATES		17196		139212	
HINGES AND BUTTS		43202		514846	
100 U KINGDOM	LB	25735	5515	525243	5381
305 AUSTRIA				36569	
306 BELGIUM		3660	1120	51638	
335 GERMANY W		38077	9458	251568	
344 ITALY				25044	
347 JAPAN		11767	2850	128325	
354 NETHRLNDS				20701	
375 SWEDEN		19519	5925	66467	
400 U STATES		93434	40035	955711	
CUT NAILS		192200	64903	2061266	
100 U KINGDOM	CWT	325	2250	1150	5391
306 BELGIUM				450	
335 GERMANY W		144	5858	707	
400 U STATES		469	8108	2304	
RAILWAY SPIKES				62094	
100 U KINGDOM	CWT	32	315	32	5392
381 ALASKA				394	
400 U STATES		48	381	2832	
TACKS ALL KINDS N O P		80	696	3258	
100 U KINGDOM	LB	3404	710	15053	5393
231 HONG KONG				4000	
335 GERMANY W				2003	
354 NETHRLNDS				12839	
400 U STATES		228	163	17343	
WIRE NAILS OVER ONE INCH		3632	873	51238	
100 U KINGDOM	CWT	2816	16381	48626	5394
305 AUSTRIA				200	
306 BELGIUM				3301	
335 GERMANY W		1400	10334	22493	
347 JAPAN		350	2022	19601	
354 NETHRLNDS		275	1993	6642	
375 SWEDEN		45	380	1288	
400 U STATES		705	8040	36550	
NAILS AND BRADS N O P		5591	39150	138701	
100 U KINGDOM	LB	19120	5079	110230	5395
335 GERMANY W		2273	644	29982	
375 SWEDEN		1146	176	5646	
400 U STATES		6737	2394	170462	
SPRING BEARD AND LATCH NEEDLES		29276	8293	316320	
100 U KINGDOM	M	106	4744	553	5401
327 FRANCE		3	125	26	
335 GERMANY W		8	241	65	
376 SWITZRLND		9	625	50	
400 U STATES		270	8320	2612	
NEEDLES N O P		396	14055	3306	
100 U KINGDOM			13588		5402
231 HONG KONG			118		
306 BELGIUM					
317 CZECHO S					
327 FRANCE					
335 GERMANY W			1659		
344 ITALY			140		
347 JAPAN					
354 NETHRLNDS			313		
376 SWITZRLND					
400 U STATES			13961		
PINS N O P			29779		
100 U KINGDOM	LB	27581	17605	285287	5403
305 AUSTRIA				15	
327 FRANCE				61	
335 GERMANY W		1035	366	18980	
347 JAPAN		352	331	3306	
354 NETHRLNDS				2086	
400 U STATES		12365	13827	81096	
PINS FOR MARKING SYSTEMS		41333	32129	390831	
100 U KINGDOM	LB			1324	5404
400 U STATES		584	879	14396	
NUTS AND BOLTS WASHERS RIVETS		584	879	15720	
100 U KINGDOM	LB	135480	45994	1855215	5411
				530462	

Articles and Countries from which Imported	MONTH OF DECEMBER 1954		TWELVE MONTHS ENDED DECEMBER 1954		Class Number
	Quantities	Values (\$)	Quantities	Values (\$)	
305 AUSTRIA			24578	4176	
306 BELGIUM	262055	25878	1404037	121987	
327 FRANCE	99194	8991	311381	32112	
335 GERMANY W	17505	3122	70130	26512	
344 ITALY	1764	145	432338	44192	
354 NETHRLNDS			85135	19915	
375 SWEDEN	709	2534	652658	102448	
381 ALASKA			10960	3444	
400 U STATES	772924	353690	8938528	3876361	
	1289631	440354	13784960	4761609	
MACHINE AND OTHER SCREWS N O P					5412
100 U KINGDOM		7010		187367	
305 AUSTRIA				261	
306 BELGIUM		938		7770	
327 FRANCE				1769	
335 GERMANY W		1136		5671	
354 NETHRLNDS				29062	
375 SWEDEN				18981	
400 U STATES		146009		1628871	
		155093		1879752	
WOOD SCREWS OF IRON OR STEEL					5413
100 U KINGDOM		1686		24364	
231 HONG KONG		290		5049	
306 BELGIUM		1910		18066	
327 FRANCE				995	
335 GERMANY W		17647		56512	
347 JAPAN		393		6713	
354 NETHRLNDS				186	
375 SWEDEN		835		23049	
376 SWITZRLND				455	
400 U STATES		4494		107790	
		27255		243179	
FISH HOOKS COMMERCIAL					5421
100 U KINGDOM				14008	
359 NORWAY		6114		40166	
400 U STATES		3919		29920	
		10033		84094	
HARDWARE N O P					5422
100 U KINGDOM		20123		209608	
318 DENMARK				221	
334 ST PIERRE				353	
335 GERMANY W		1618		28376	
347 JAPAN				345	
354 NETHRLNDS		8350		34666	
375 SWEDEN		148		19043	
381 ALASKA				1570	
400 U STATES		195921		1979127	
		226160		2273309	
LOCKS OF IRON OR STEEL					5423
100 U KINGDOM		5151		26017	
317 CZECHOS				637	
335 GERMANY W		926		30586	
376 SWITZRLND				1104	
400 U STATES		26866		372052	
		32943		430396	
SKATES ALL KINDS AND PARTS					5424
	PAIR				
100 U KINGDOM	2281	5331	45302	98770	
335 GERMANY W			6250	11143	
375 SWEDEN			2730	5254	
400 U STATES	1141	2546	27862	56581	
	3422	7877	82144	171748	
CARPET SWEEPERS					5441
	NO				
100 U KINGDOM	50	312	194	1159	
400 U STATES	300	870	13185	32697	
	350	1142	13379	33856	
CLEANERS ELECTRIC VACUUM					5442
	NO				
100 U KINGDOM	4019	63495	49018	1079352	
306 BELGIUM			3	100	
318 DENMARK			37	1242	
335 GERMANY W			1	3335	
354 NETHRLNDS	64	2686	9902	247045	
375 SWEDEN	100	6742	350	23656	
400 U STATES	3626	143135	43361	1780273	
	7809	216058	102672	3135003	
CLEANERS HAND VACUUM AND PARTS					5443
100 U KINGDOM		21806		322933	
354 NETHRLNDS		432		4594	
375 SWEDEN		5229		14203	
400 U STATES		91903		930952	
		119370		1272682	
CLOTHES WRINGERS DOMESTIC					5444
100 U KINGDOM		152		2969	
400 U STATES		12229		221027	
		12381		223996	
SEWING MACHINES					5445
	NO				
100 U KINGDOM	2131	51393	17842	425822	
207 UN SO AFR			300	2476	
318 DENMARK			10	7081	
327 FRANCE			2	2186	
335 GERMANY W	403	20214	6149	375202	
344 ITALY	450	13598	6682	323206	
347 JAPAN	1863	30962	14305	239261	
354 NETHRLNDS	1	51	42	2762	
359 NORWAY			1	917	

Articles and Countries from which Imported	MONTH OF DECEMBER 1954		TWELVE MONTHS ENDED DECEMBER 1954		Class Number
	Quantities	Values (\$)	Quantities	Values (\$)	
372 SPAIN	25	1419	2446	81572	5446
375 SWEDEN	1	103	1594	60704	
376 SWITZRLND	800	59691	7891	665752	
400 U STATES	2130	155287	32186	2264163	
	7804	332718	89450	4451104	
SEWING MACHINE ATTACHMENTS					5446
100 U KINGDOM		6098		23981	
317 CZECHO S		136		136	
327 FRANCE				205	
335 GERMANY W		100		1479	
344 ITALY				15859	
347 JAPAN		470		4072	
376 SWITZRLND		135		8959	
400 U STATES		41622		422853	
		48631		477544	
SEWING MACHINE PARTS					5447
100 U KINGDOM		43060		261836	
306 BELGIUM				112	
317 CZECHO S				552	
318 DENMARK				857	
327 FRANCE				1361	
335 GERMANY W		2734		33026	
344 ITALY				34424	
347 JAPAN				4046	
372 SPAIN				200	
375 SWEDEN				13454	
376 SWITZRLND		196		10757	
390 GERMANY E		1173		1789	
400 U STATES		72610		878043	
		119773		1240457	
WATER PUMPS DOMESTIC	NU				5449
100 U KINGDOM	119	600	865	5364	
400 U STATES	295	15956	8520	396194	
	414	16556	9385	401558	
WASHING MACHINES ELECTRIC	NU				5450
100 U KINGDOM			1459	76751	
335 GERMANY W			2	253	
354 NETHRLMDS			6	516	
400 U STATES	2697	361208	23734	2947335	
	2697	361208	25201	3024855	
WASHING MACH POWER NOT ELECT	NU				5451
400 U STATES	3	392	49	4237	
	3	392	49	4237	
WASHING MACH HAND OPERATED	NU				5452
WASHING MACHINE PARTS					5453
100 U KINGDOM		7002		85323	
400 U STATES		325662		2320210	
		332664		2405533	
ARTICLES FOR SMELTING IRON					5461
335 GERMANY W				472780	
400 U STATES		60108		852693	
		60108		1325473	
BLOWERS SMELTING APPARATUS					5462
100 U KINGDOM				1685	
335 GERMANY W		21052		21052	
376 SWITZRLND				50472	
400 U STATES		51421		387633	
		72473		460842	
BUODLES VANNERS SLIME TABLES					5463
400 U STATES				4581	
				4581	
CAR LOADING MACHINES COAL					5464
400 U STATES		7067		11169	
		7067		11169	
CHOCK RELEASE APPARATUS					5465
100 U KINGDOM				21333	
400 U STATES				1624	
				22957	
COAL HEADING MACHINES					5466
100 U KINGDOM				4138	
400 U STATES		1584		58966	
		1584		63104	
MINERS LAMPS AND ACCESSORIES					5467
100 U KINGDOM		1382		4115	
375 SWEDEN				4331	
400 U STATES		9804		202109	
		11186		210555	
AMALGAM SAFES ORE SAMPLERS					5468
100 U KINGDOM		1488		7189	
400 U STATES		37744		395385	
		39232		402574	
SUNDRY METALLURGICAL APPARATUS					5469
100 U KINGDOM				6810	
335 GERMANY W				296033	
354 NETHRLMDS				10343	
376 SWITZRLND				206	
400 U STATES		46164		3417135	
		46164		3730527	
DIAMOND DRILLS CORE DRILLS					5470
100 U KINGDOM		19263		341314	
400 U STATES		17333		227913	
		36596		569227	
MINE LOADING MACH CONVEYORS					5471
100 U KINGDOM		4316		142197	
335 GERMANY W				1880	

IMPORTS INTO CANADA FOR CONSUMPTION

Articles and Countries from which imported	MONTH OF DECEMBER 1954		TWELVE MONTHS ENDED DECEMBER 1954		Class Number
	Quantities	Values (\$)	Quantities	Values (\$)	
375 SWEDEN				375	
381 ALASKA				3000	
400 U STATES		225655		5513357	
MINE HOISTS NOT MADE IN CANADA		229971		5660809	5472
MACHINERY ALLUVIAL MINING					5473
381 ALASKA				12933	
400 U STATES		276307		4112411	
MACHINERY ORE HANDLING		276307		4125344	5474
100 U KINGDOM				99916	
400 U STATES				3054	
MACHINERY ORE CONCENTRATION				102970	5475
100 U KINGDOM		346		2083	
354 NETHRLNDS				5817	
359 NORWAY				5930	
400 U STATES		64237		781029	
MACHINERY METAL REFINING		64583		794859	5476
100 U KINGDOM				7332	
400 U STATES		2414		185775	
ORE CRUSHERS GRINDING MILLS		2414		193107	5477
100 U KINGDOM		953		58454	
306 BELGIUM				4336	
335 GERMANY W				22949	
400 U STATES		106756		2325784	
COAL CUTTERS AUGERS DRILLS		107709		2411523	5478
100 U KINGDOM		14472		28833	
305 AUSTRIA				1120	
335 GERMANY W				269	
400 U STATES		6497		82908	
POWER DRIVEN PUMPS FOR MINES		20969		113130	5479
400 U STATES				71	
PUMPS PREC METAL EXTRACTION				71	5480
400 U STATES		597		46696	
ROCK DRILLS AND PARTS	NO	597		46696	5481
100 U KINGDOM	6	24077	35	103572	
305 AUSTRIA				4032	
335 GERMANY W				262	
366 PORTUGAL				2190	
375 SWEDEN	67	78924	209	861029	
400 U STATES	42	123845	1558	1373685	
WELL DRILLING MACHINERY	115	226847	1802	2344770	5482
100 U KINGDOM		26578		255210	
335 GERMANY W				107358	
400 U STATES		3492620		30767208	
ADDING MACHINES AND PARTS	NO	3519198		31129776	5500
100 U KINGDOM	43	9865	170	30089	
335 GERMANY W			328	31832	
344 ITALY			28	3634	
359 NORWAY			289	14168	
375 SWEDEN	94	10615	1811	181267	
376 SWITZRLND			15	1762	
400 U STATES	215	102322	3774	1304044	
BOOKKEEPING MACHINES AND PARTS	NO	352	6415	1566796	5501
100 U KINGDOM	9	13134	441	362534	
327 FRANCE			28	162321	
335 GERMANY W	96	8101	793	131467	
344 ITALY	90	26809	888	246357	
354 NETHRLNDS			74	10999	
375 SWEDEN	33	2861	286	60967	
376 SWITZRLND			87	7270	
400 U STATES	471	664612	5538	7829278	
CASH REGISTERS	699	715517	8135	8811193	5502
359 NORWAY		3597		32100	
375 SWEDEN				86775	
400 U STATES		69391		699750	
CASH REGISTER PARTS		72988		818625	5503
375 SWEDEN				436	
400 U STATES		177193		1872141	
DICTATING MACHINES AND PARTS		177193		1872577	5504
100 U KINGDOM		72393		542839	
318 DENMARK		5565		35553	
335 GERMANY W		504		6505	
376 SWITZRLND				624	
400 U STATES		89894		1119707	
TYPEWRITERS	NO	168356		1705228	5505
100 U KINGDOM	1515	109426	9161	663416	
317 CZECHOS			27	865	
327 FRANCE	6	225	6	225	
335 GERMANY W			54	3753	
344 ITALY			14	425	

Articles and Countries from which Imported	MONTH OF DECEMBER 1954		TWELVE MONTHS ENDED DECEMBER 1954		Class Number
	Quantities	Values (\$)	Quantities	Values (\$)	
354 NETHRLNOS	60	1941	64	2057	
375 SWEDEN	65	2811	226	12395	
376 SWITZRLND	136	7961	513	34005	
390 GERMANY E			100	3023	
400 U STATES	299	56403	6717	569267	
TYPEWRITER PARTS	2081	178767	16882	1289431	5506
100 U KINGDOM		5780		78553	
306 BELGIUM				24854	
327 FRANCE		288		11561	
335 GERMANY W		254		22044	
344 ITALY				1060	
354 NETHRLNOS				3439	
375 SWEDEN		830		2997	
376 SWITZRLND		56		2313	
400 U STATES		300237		2978268	
		307445		3125089	
MACHINERY 412A PAPER WORKING					5511
100 U KINGDOM		30332		520291	
306 BELGIUM				7972	
317 CZECHOS				3490	
318 DENMARK				4703	
327 FRANCE		298		39536	
335 GERMANY W		58575		376603	
344 ITALY				32659	
354 NETHRLNDS				26118	
375 SWEDEN		1026		50489	
376 SWITZRLND				109630	
390 GERMANY E				8368	
400 U STATES		890164		8289517	
		980395		9469376	
MACHINERY 412A CELLULOSE					5512
100 U KINGDOM				11512	
327 FRANCE				720	
400 U STATES		534		32704	
		534		44936	
NEWSPAPER PRESSES AND PARTS	NU				5513
100 U KINGDOM				285206	
335 GERMANY W			1	21059	
375 SWEDEN				2382	
376 SWITZRLND			1	15000	
400 U STATES	2	285327	24	1817735	
	2	285327	26	2145382	
FLAT BED CYL PRESSES AND PARTS	NU				5514
100 U KINGDOM			1	2331	
354 NETHRLNOS				180	
375 SWEDEN				212	
376 SWITZRLND			1	8286	
400 U STATES	1	46389	37	279820	
	1	46389	39	290829	
PRINTING PRESSES AND PARTS	NU				5515
100 U KINGDOM	236	148854	2450	938945	
317 CZECHOS	5	8211	15	23187	
318 DENMARK	1	2954	66	9290	
327 FRANCE	1	4684	7	65424	
335 GERMANY W	14	30639	188	468958	
344 ITALY			4	403	
354 NETHRLNDS			75	33916	
375 SWEDEN	2	10298	118	86985	
376 SWITZRLND			3	23415	
400 U STATES	545	351681	4713	6760746	
	804	557321	7639	8411269	
TYPECASTING MACHINES AND PARTS					5516
100 U KINGDOM				1984	
231 HONG KONG				1352	
344 ITALY				1531	
400 U STATES		197997		2266434	
		197997		2271301	
TYPEMAKING ACCESSORIES AND PARTS					5517
100 U KINGDOM				2416	
400 U STATES		20054		131192	
		20054		133608	
SHOVELS POWER NOT MADE CANADA	NU				5518
335 GERMANY W			6	39051	
400 U STATES	33	191056	522	2167553	
	33	191056	528	2206604	
SHOVELS POWER KIND MADE CANADA	NU				5519
100 U KINGDOM	1	8403	29	441393	
344 ITALY			1	14421	
381 ALASKA			3	64536	
400 U STATES	28	426519	365	5626349	
	29	434922	398	6146699	
SHOVELS POWER PARTS OF					5520
100 U KINGDOM		3584		60905	
335 GERMANY W				1709	
381 ALASKA				13689	
400 U STATES		274477		3596568	
		278061		3672871	
AIR COMPRESSING MACH AND PARTS					5521
100 U KINGDOM		26383		276658	
305 AUSTRIA				3616	
306 BELGIUM		471		7069	
327 FRANCE				10559	
335 GERMANY W		594		22336	
344 ITALY				231	
375 SWEDEN		13067		85830	

IMPORTS INTO CANADA FOR CONSUMPTION

Articles and Countries from which Imported	MONTH OF DECEMBER 1954		TWELVE MONTHS ENDED DECEMBER 1954		Class Number
	Quantities	Values (\$)	Quantities	Values (\$)	
376 SWITZRLND				392120	
381 ALASKA				22261	
400 U STATES		258424		5315332	
BAKERY MACHINERY AND PARTS		298939		6136012	
100 U KINGDOM		1399		147435	5522
318 DENMARK		1480		1480	
335 GERMANY W		661		21035	
354 NETHRLNDS		213		9523	
360 ISRAEL				400	
375 SWEDEN		909		1008	
376 SWITZRLND				471	
400 U STATES		277473		2697937	
BOX END MACHINERY AND PARTS		282135		2879289	
COAL CARBONIZING MACH AND PTS					5524
327 FRANCE				12365	
376 SWITZRLND		2400		57200	
400 U STATES		5362		212133	
CLAY PRODUCTS MACH AND PARTS		7762		281698	
100 U KINGDOM				152	5526
400 U STATES		22297		67834	
COAL COKE AND GAS MACH AND PTS		22297		67986	
100 U KINGDOM					5527
400 U STATES		151		2528	
WASTE RECOVERY MACH AND PARTS		25478		1058266	
400 U STATES		25629		1060794	
COAL HANDLING MACHINES AND PTS		3850		613793	5528
100 U KINGDOM					5529
400 U STATES		3850		613793	
CONCRETE MIXING MACH AND PARTS	NO				5530
100 U KINGDOM		60	9	20000	
335 GERMANY W	2	5558	4	9491	
400 U STATES	25	69804	465	719306	
DENTAL ENGINES ELECTRIC	27	75422	478	748797	
100 U KINGDOM	NO				5532
400 U STATES	3	441	14	2747	
DIES FOR STAMPING METAL PLATES	21	3994	335	79195	
400 U STATES	24	4435	349	81942	
HAND FIRE EXTINGUISHERS				61	5533
100 U KINGDOM				61	
381 ALASKA		883		8993	5534
400 U STATES		89508		1304445	
FERTILIZER MACHINERY AND PARTS		90391		1313848	
100 U KINGDOM		66		25128	5535
318 DENMARK				163	
335 GERMANY W				380	
375 SWEDEN				5037	
400 U STATES		39012		681589	
FISH PREPARING MACH AND PARTS		39078		712297	
100 U KINGDOM				4798	5536
335 GERMANY W		91814		228215	
400 U STATES		83501		173287	
REFRIGERATING MACH AND PARTS		175315		406300	
100 U KINGDOM		41829		155270	5537
318 DENMARK				2803	
335 GERMANY W				1121	
344 ITALY				7600	
400 U STATES		311747		4492267	
LAWN MOWERS POWER		353576		4659061	
100 U KINGDOM	NO				5538
236 NEW ZEAL	5	259	514	26754	
400 U STATES			55	3264	
LAWN MOWERS N O P	445	25149	41796	2295372	
100 U KINGDOM	450	25408	42365	2325390	
335 GERMANY W	NO				5539
400 U STATES	1581	11445	114287	752108	
LEATHER MACHINERY AND PARTS			409	1995	
100 U KINGDOM			9179	121488	
318 DENMARK	1581	11445	123875	875591	
335 GERMANY W					5540
400 U STATES		5682		231201	
LOGGING MACHINERY AND PARTS		5682		232710	
100 U KINGDOM		72		24045	5541
306 BELGIUM				1783	
335 GERMANY W				15025	
354 NETHRLNDS				506	
359 NORWAY				3098	
376 SWITZRLND		2624		9709	
400 U STATES		600274		9053323	
		602970		9107489	

Articles and Countries from which Imported	MONTH OF DECEMBER 1954		TWELVE MONTHS ENDED DECEMBER 1954		Class Number
	Quantities	Values (\$)	Quantities	Values (\$)	
METAL DRILLING MACH AND PARTS					5542
100 U KINGDOM		39310		908885	
306 BELGIUM				101610	
318 DENMARK				2281	
335 GERMANY W		6129		99183	
344 ITALY				25498	
375 SWEDEN		798		29397	
376 SWITZRLND				33081	
400 U STATES		286767		8050393	
		333004		9250328	
METAL GRINDING MACH AND PARTS					5543
100 U KINGDOM		14756		418123	
306 BELGIUM		2462		5665	
317 CZECHO S		2907		2907	
318 DENMARK				142	
327 FRANCE				3442	
335 GERMANY W		69377		438157	
344 ITALY				21368	
354 NETHRLNDS		50		6357	
375 SWEDEN		2135		51719	
376 SWITZRLND		189		428351	
400 U STATES		325170		6164122	
		417046		7540353	
METALWORKING LATHES AND PARTS					5544
100 U KINGDOM		84196		1207011	
306 BELGIUM				1428	
318 DENMARK				983	
327 FRANCE				14668	
335 GERMANY W		43505		508123	
344 ITALY				37440	
354 NETHRLNDS				6040	
375 SWEDEN		2505		10391	
376 SWITZRLND		471		59937	
400 U STATES		564832		4378866	
		695509		6224887	
METAL MILLING MACHINES AND PTS					5545
100 U KINGDOM		51044		634119	
305 AUSTRIA				2015	
306 BELGIUM				5183	
317 CZECHO S				27401	
318 DENMARK		2167		26700	
327 FRANCE				40509	
335 GERMANY W		4185		143263	
344 ITALY		25118		206478	
354 NETHRLNDS				688	
375 SWEDEN		5168		38694	
376 SWITZRLND		6462		48540	
400 U STATES		71725		2420194	
		165869		3593784	
METALWORKING PLANERS AND PARTS					5546
100 U KINGDOM		23273		91469	
335 GERMANY W				69995	
375 SWEDEN				6849	
400 U STATES				172207	
		23273		340520	
METALWORKING PRESSES AND PARTS					5547
100 U KINGDOM		29721		564346	
234 AUSTRALIA				5160	
305 AUSTRIA		4405		4855	
306 BELGIUM				39236	
318 DENMARK				8296	
327 FRANCE				892	
335 GERMANY W		10257		205154	
344 ITALY				65609	
375 SWEDEN				32925	
376 SWITZRLND				2567	
400 U STATES		302829		4915745	
		347212		5844785	
METAL ROLLING MILL MCH AND PTS					5548
100 U KINGDOM		2559		55104	
327 FRANCE		833		985	
335 GERMANY W		150		314501	
400 U STATES		233453		2650240	
		236995		3020830	
METAL SHAPERS SLOTTERS AND PTS					5549
100 U KINGDOM		14867		184275	
335 GERMANY W		3326		40110	
375 SWEDEN		1808		21392	
376 SWITZRLND				3400	
400 U STATES		62183		1667432	
		82184		1916609	
METALWORKING MCH N O P AND PTS					5550
100 U KINGDOM		27960		673672	
305 AUSTRIA		1524		6754	
318 DENMARK				1311	
327 FRANCE				3462	
335 GERMANY W		63105		371256	
344 ITALY				5183	
354 NETHRLNDS				8722	
375 SWEDEN		80		21623	
376 SWITZRLND				128259	
400 U STATES		781976		11178391	
		874645		12398633	
MOTION PICTURE PROJECTORS					5551
100 U KINGDOM		11325		204485	
305 AUSTRIA		2675		8053	

IMPORTS INTO CANADA FOR CONSUMPTION

Articles and Countries from which Imported	MONTH OF DECEMBER 1954		TWELVE MONTHS ENDED DECEMBER 1954		Class Number
	Quantities	Values (\$)	Quantities	Values (\$)	
327 FRANCE		395		17585	
335 GERMANY W		592		11175	
354 NETHRLNDS				250	
376 SWITZRLND		362		10737	
380 USSR				580	
400 U STATES		266546		3378264	
		281895		3631129	
CRANES ETC NOT MADE IN CANADA	NU				5552
100 U KINGDOM	2	3478	82	91147	
354 NETHRLNDS			2	3189	
400 U STATES	57	203877	674	1798956	
	59	207355	758	1893292	
CRANES ETC KIND MADE IN CANADA	NO				5553
100 U KINGDOM	16	9518	224	383667	
335 GERMANY W	24	31650	44	145242	
359 NORWAY			16	10859	
375 SWEDEN			4	4252	
376 SWITZRLND			1	1317	
400 U STATES	223	231980	3080	3907272	
	263	273148	3369	4452609	
CRANES HOISTS ETC NOP PARTS OF					5554
100 U KINGDOM		34901		347961	
335 GERMANY W		2745		34562	
354 NETHRLNDS				186	
359 NORWAY				410	
375 SWEDEN				5894	
376 SWITZRLND		2043		2043	
400 U STATES		117956		1379788	
		157645		1770844	
OZONE GENERATORS AND PARTS					5555
100 U KINGDOM				1240	
335 GERMANY W				800	
400 U STATES		384		21660	
		384		23700	
PAPER MILL MACHINES AND PARTS					5556
100 U KINGDOM		109824		1184575	
327 FRANCE		416		1579	
335 GERMANY W				53562	
347 JAPAN		376		555	
375 SWEDEN		188		65734	
400 U STATES		317325		4030701	
		428129		5336706	
PULP MILL MACHINES AND PARTS					5557
100 U KINGDOM		273		16563	
335 GERMANY W				2091	
375 SWEDEN		12718		34725	
400 U STATES		180666		1113447	
		193657		1166826	
POWER PUMPS M O P AND PARTS	NO				5558
100 U KINGDOM	131	37086	1806	577569	
207 UN SO AFR				1898	
318 DENMARK	1	365	1	365	
327 FRANCE	2	194	13	13571	
335 GERMANY W	6	259	72	21889	
354 NETHRLNDS			12	5485	
359 NORWAY			1	200	
375 SWEDEN			12	3960	
376 SWITZRLND			5	7756	
381 ALASKA			14	73141	
400 U STATES	2481	563916	33103	7717864	
	2621	601820	35039	8423698	
RIFLE MAKING MACHINERY					5559
ROAD MAKING MACHINERY AND PTS					5560
100 U KINGDOM		993		33500	
306 BELGIUM				2619	
381 ALASKA				171	
400 U STATES		143315		3769024	
		144308		3805314	
TRENCH AND DITCH MACH AND PTS					5561
100 U KINGDOM				14075	
381 ALASKA				124	
400 U STATES		1023		92135	
		1023		106334	
ROLLERS STREET ROAD AND PARTS	NU				5562
100 U KINGDOM	2	6477	39	203777	
327 FRANCE			1	2076	
400 U STATES	2	10377	350	877208	
	4	16854	390	1083061	
ROLLS SAND CAST CHILLED CA'IT					5563
100 U KINGDOM		11171		170717	
400 U STATES		121606		1865157	
		132777		2035874	
SANMILL MACHINERY AND PARTS					5564
100 U KINGDOM				132	
306 BELGIUM				18404	
335 GERMANY W				24608	
375 SWEDEN				11002	
400 U STATES		36264		384294	
		36264		438440	
SCRAPERS RAILWAY OR ROAD					5565
100 U KINGDOM				36668	
400 U STATES		24072		744764	
		24072		781432	
SHOE MACHINERY AND PARTS					5566
100 U KINGDOM		330		25751	

Articles and Countries from which Imported	MONTH OF DECEMBER 1954		TWELVE MONTHS ENDED DECEMBER 1954		Class Number
	Quantities	Values (\$)	Quantities	Values (\$)	
318 DENMARK		65		4617	
327 FRANCE				276	
335 GERMANY W		919		54123	
344 ITALY		1041		4926	
354 NETHRLNDS				673	
375 SWEDEN				1947	
400 U STATES		36325		583672	
		38680		685985	
STAVE MAKING MACH AND PARTS					5568
400 U STATES				2282	
				2282	
STREET CLEANING MACH AND PARTS					5569
100 U KINGDOM		65		3612	
400 U STATES		77379		689006	
		77444		692618	
BEEET SUGAR MACHINERY AND PARTS					5570
100 U KINGDOM				313	
335 GERMANY W				2679	
400 U STATES		4070		154765	
		4070		157757	
VENEER DRYING MACHINES AND PTS					5571
335 GERMANY W				14669	
400 U STATES		12390		344327	
		12390		358996	
WATER METERS N O P AND PARTS	NU				5572
100 U KINGDOM	4	1843	124	13421	
400 U STATES	6	3719	103	33839	
	10	5562	227	47260	
WATER TURBINES AND PARTS					5573
100 U KINGDOM		10098		48568	
375 SWEDEN				226575	
376 SWITZRLND				12718	
400 U STATES		17701		601734	
		27799		889595	
WIRE STITCHER STAPLERS AND PTS					5574
100 U KINGDOM		2186		22150	
305 AUSTRIA				3231	
327 FRANCE				1389	
335 GERMANY W		87		918	
359 NORWAY				53	
375 SWEDEN				27818	
400 U STATES		68352		758416	
		79625		813995	
YARN CORD FABRIC MACH AND PTS					5575
100 U KINGDOM		137127		2420249	
305 AUSTRIA				9414	
306 BELGIUM				11408	
317 CZECHOS		635		27569	
318 DENMARK				6591	
327 FRANCE		298		4730	
335 GERMANY W		3093		165104	
344 ITALY		322		6984	
347 JAPAN				2118	
354 NETHRLNDS				753	
359 NORWAY				730	
376 SWITZRLND		6886		266436	
400 U STATES		913767		8864927	
		1062128		11787013	
ALL MACHINERY N O P AND PARTS					5576
100 U KINGDOM		445397		13728264	
207 UN SD AFR				513	
224 JAMAICA				742	
234 AUSTRALIA				14202	
305 AUSTRIA		80		5542	
506 BELGIUM		984		145276	
317 CZECHOS				4419	
318 DENMARK		3026		306804	
326 FINLAND				3582	
327 FRANCE		7594		138914	
335 GERMANY W		163654		1186171	
344 ITALY		611		43665	
347 JAPAN		1515		11059	
352 MEXICO				1387	
354 NETHRLNDS		20809		209982	
359 NORWAY		299		6954	
375 SWEDEN		37024		375380	
376 SWITZRLND		16270		367120	
381 ALASKA		792		14525	
383 HAWAII				416	
390 GERMANY E				10743	
400 U STATES		5676948		70217396	
		6375003		86793056	
CIGARETTE CIGAR MACH AND PARTS					5577
100 U KINGDOM		160499		544869	
327 FRANCE				1050	
335 GERMANY W		126		231	
375 SWEDEN				113023	
400 U STATES		11134		389723	
		171759		1048896	
VENEER OR PLYWOOD MACH AND PTS					5578
100 U KINGDOM		2429		19961	
335 GERMANY W		5057		14145	
375 SWEDEN				39438	
400 U STATES		20989		675553	
		28475		749097	
PURIFIERS FOR FISH OILS					5579

IMPORTS INTO CANADA FOR CONSUMPTION

Articles and Countries from which Imported	MONTH OF DECEMBER 1954		TWELVE MONTHS ENDED DECEMBER 1954		Class Number
	Quantities	Values (\$)	Quantities	Values (\$)	
FORGED STEEL ROLLS					5580
100 U KINGDOM		34403		132607	
335 GERMANY W				3580	
400 U STATES		37463		774276	
		71866		910463	
FIXED METERS GAUGES FOR LIQUIO					5581
100 U KINGDOM		562		3739	
327 FRANCE				451	
335 GERMANY W				412	
375 SWEDEN				916	
400 U STATES		38477		448172	
		39039		453690	
AIR CONDITIONING APP AND PARTS					5582
100 U KINGDOM		15218		234672	
335 GERMANY W				4348	
354 NETHRLNDS				297	
375 SWEDEN				1085	
376 SWITZRLND		3823		10908	
381 ALASKA				224	
400 U STATES		424853		7951515	
		443894		8203049	
DIES IN THE ROUGH					5583
100 U KINGDOM		100		4817	
400 U STATES		2119		30517	
		2219		35334	
BOTTLING MACHINES AND PARTS					5584
100 U KINGDOM		380		7896	
318 DENMARK				3616	
335 GERMANY W				12343	
400 U STATES		177239		2240508	
		177619		2264363	
BULLDOZERS EARTHMOVERS AND PTS	NU				5585
100 U KINGDOM	1	10816	20	183399	
381 ALASKA			2	38682	
400 U STATES	157	652151	1875	9291719	
	158	662967	1897	9513800	
CONVEYING EQUIPMENT AND PARTS					5586
100 U KINGDOM		59499		543101	
318 DENMARK				165	
335 GERMANY W		133268		164635	
359 NORWAY				3409	
375 SWEDEN		2548		29033	
376 SWITZRLNO		9057		37667	
400 U STATES		349025		5301052	
		553467		6079062	
POWER JACKS AND PARTS	NU				5587
100 U KINGDOM	14	873	1457	32171	
234 AUSTRALIA	5	5949	5	5949	
335 GERMANY W			22	532	
375 SWEDEN	167	11587	618	43895	
400 U STATES	2348	62367	43037	1181080	
	2534	80776	45139	1263627	
STONE CRUSHING MACH AND PARTS					5588
100 U KINGDOM		246		18362	
335 GERMANY W				8841	
400 U STATES		65741		2406675	
		65987		2431678	
WOODWORKING MACH AND PARTS	NO P				5589
100 U KINGDOM		26594		359323	
305 AUSTRIA				7021	
306 BELGIUM				13899	
317 CZECHO S		459		2181	
318 DENMARK		388		15351	
326 FINLAND		3897		3897	
335 GERMANY W		1677		161850	
344 ITALY				1182	
354 NETHRLNOS		510		6833	
375 SWEDEN		2433		72665	
376 SWITZRLNO		1979		25069	
390 GERMANY E				916	
400 U STATES		400894		3308375	
		438831		3978562	
SPRINGS FOR SURGICAL TRUSSES	LB				5591
SPRINGS FOR RAILWAY VEHICLES					5592
100 U KINGDOM		55		855	
400 U STATES		12910		57572	
		12965		58427	
SPRINGS FOR OTHER VEHICLES					5593
100 U KINGDOM				2715	
400 U STATES		8166		44170	
		8166		46885	
SPRINGS FOR FURNITURE					5594
400 U STATES		7399		87462	
		7399		87462	
SPRINGS FOR CLOCKS					5595
335 GERMANY W				813	
400 U STATES				5048	
				5861	
BATHS BATHTUBS IRON OR STEEL					5600
100 U KINGDOM		1203		24008	
335 GERMANY W				99437	
381 ALASKA				103	
400 U STATES		36646		683244	
		37849		806792	

IMPORTS INTO CANADA FOR CONSUMPTION

Articles and Countries from which Imported	MONTH OF DECEMBER 1954		TWELVE MONTHS ENDED DECEMBER 1954		Class Number
	Quantities	Values (\$)	Quantities	Values (\$)	
BASINS CLOSETS SINKS					5601
100 U KINGDOM		17107		156460	
335 GERMANY W		32621		93134	
375 SWEDEN		4568		54771	
381 ALASKA				1562	
400 U STATES		126803		1639368	
		181099		1945295	
CONTAINERS TINPLATE FOR FOOD					5602
100 U KINGDOM				134	
354 NETHRLNDS				742	
400 U STATES		93846		1328602	
		93846		1329478	
CONTAINERS TINPLATE N O P					5603
100 U KINGDOM		9882		38046	
309 BRAZIL		279		1458	
335 GERMANY W		51		2672	
354 NETHRLNDS		1408		3016	
359 NORWAY				489	
376 SWITZRLND				849	
381 ALASKA				101	
400 U STATES		75478		864753	
		87098		911384	
HOLLOW WARE ENAMELLED IRON					5604
100 U KINGDOM		2057		34294	
306 BELGIUM		2035		8164	
318 DENMARK				732	
335 GERMANY W		526		4237	
354 NETHRLNDS				4084	
375 SWEDEN		163		2915	
400 U STATES		35335		453470	
		40116		507896	
HOLLOW WARE IRON N O P					5605
100 U KINGDOM		6936		52496	
318 DENMARK		178		545	
327 FRANCE		504		3495	
335 GERMANY W				50256	
344 ITALY		359		359	
347 JAPAN				1667	
354 NETHRLNDS		351		9053	
375 SWEDEN		2041		10516	
400 U STATES		356886		3162413	
		367255		3290800	
KITCHEN DAIRY HOLLOW WARE TIN					5606
100 U KINGDOM		89		2294	
327 FRANCE				125	
335 GERMANY W		5972		56986	
347 JAPAN				477	
400 U STATES		8942		187042	
		15003		246924	
MFRS OF TIN AND TINPLATE N O P					5607
100 U KINGDOM		9821		104191	
231 HONG KONG				193	
309 BRAZIL				237	
318 DENMARK				323	
327 FRANCE				2540	
335 GERMANY W		1557		41053	
347 JAPAN				1130	
352 MEXICO		338		940	
354 NETHRLNDS				10543	
359 NORWAY				402	
375 SWEDEN				597	
376 SWITZRLND				310	
381 ALASKA				37	
400 U STATES		186250		2808387	
		197966		2970883	
ANVILS AND VISES					5621
100 U KINGDOM		7746		154120	
305 AUSTRIA				242	
318 DENMARK				65	
327 FRANCE				139	
335 GERMANY W		429		10886	
375 SWEDEN				279	
400 U STATES		13729		178241	
		21904		343972	
AUGERS BITS AND DRILLS					5622
100 U KINGDOM		39223		560650	
207 UN SO AFR				1062	
234 AUSTRALIA		608		47278	
305 AUSTRIA		186		6349	
318 DENMARK				495	
327 FRANCE		2901		14199	
335 GERMANY W		14384		161455	
344 ITALY		838		3034	
347 JAPAN				2010	
354 NETHRLNDS				403	
375 SWEDEN		1854		16933	
376 SWITZRLND		420		1009	
381 ALASKA				70	
400 U STATES		77376		1224729	
		137790		2039676	
AXES	002				5623
100 U KINGDOM		1	440	5894	
335 GERMANY W		115	230	2623	
375 SWEDEN		421	4020	39832	
400 U STATES		329	1334	22755	
		866	6024	71104	

IMPORTS INTO CANADA FOR CONSUMPTION

Articles and Countries from which Imported	MONTH OF DECEMBER 1954		TWELVE MONTHS ENDED DECEMBER 1954		Class Number
	Quantities	Values (\$)	Quantities	Values (\$)	
FILES N O P AND RASPS	DOZ				5624
100 U KINGDOM	3816	13308	15692	40996	
335 GERMANY W	120	131	6085	12802	
347 JAPAN			1000	1316	
37 SWEDEN			7572	29626	
376 SWITZRLND	54	129	2148	4082	
400 U STATES	3419	15691	56442	303025	
	7409	29259	88939	391847	
HACK SAW BLADES					5625
100 U KINGDOM		3940		40531	
335 GERMANY W		2180		8353	
375 SWEDEN				1146	
400 U STATES		8459		123473	
		14579		173503	
SAWS N O P					5626
100 U KINGDOM		6463		81908	
305 AUSTRIA				311	
327 FRANCE				1268	
335 GERMANY W		6571		89615	
354 NETHRLNDS				372	
359 NORWAY		3259		9802	
375 SWEDEN		15640		159053	
376 SWITZRLND				3278	
400 U STATES		25335		355194	
		57268		700801	
WRENCHES					5627
100 U KINGDOM		4019		61506	
234 AUSTRALIA		175		583	
305 AUSTRIA		1179		2985	
318 DENMARK				168	
327 FRANCE				153	
335 GERMANY W		17382		253634	
347 JAPAN				3054	
354 NETHRLNDS				992	
375 SWEDEN		493		3059	
376 SWITZRLND		160		1164	
400 U STATES		124738		1790862	
		148146		2118160	
ADZES CLEAVERS HATCHETS PLANES					5628
100 U KINGDOM		8011		180395	
305 AUSTRIA		1249		4057	
317 CZECHO S		1375		2375	
327 FRANCE				1305	
335 GERMANY W		17128		199705	
347 JAPAN				1202	
354 NETHRLNDS		952		1388	
375 SWEDEN		4368		92964	
376 SWITZRLND		120		7851	
400 U STATES		85462		970838	
		118665		1462080	
ENGINEERS PRECISION TOOLS					5629
100 U KINGDOM		24653		382822	
207 UN SU AFR				5554	
224 JAMAICA				909	
234 AUSTRALIA		733		1974	
305 AUSTRIA		955		1534	
317 CZECHO S				413	
318 DENMARK		112		4205	
327 FRANCE		236		3129	
335 GERMANY W		14467		240082	
344 ITALY				3370	
347 JAPAN		5742		79213	
354 NETHRLNDS		103		14489	
360 ISRAEL				118	
375 SWEDEN		476		44607	
376 SWITZRLND		11104		213533	
381 ALASKA				2008	
400 U STATES		376715		4331558	
		435296		5329518	
TOOLS N O P					5630
100 U KINGDOM		51824		541516	
231 HONG KONG				338	
234 AUSTRALIA		2866		3807	
305 AUSTRIA				563	
306 BELGIUM				262	
317 CZECHO S		622		2078	
318 DENMARK				906	
327 FRANCE		230		23637	
335 GERMANY W		11182		261075	
344 ITALY		295		2249	
347 JAPAN		126		5646	
354 NETHRLNDS		149		4764	
375 SWEDEN		3474		31885	
376 SWITZRLND		1088		8844	
381 ALASKA		323		3590	
400 U STATES		429782		5264598	
		501961		6155758	
FILES MANICURE					5631
100 U KINGDOM				3975	
327 FRANCE				358	
335 GERMANY W		1069		6633	
400 U STATES		897		22037	
		1966		33003	
TOOLS FOR USE IN MACHINES					5632
100 U KINGDOM		35720		369258	
234 AUSTRALIA		2942		5288	

IMPORTS INTO CANADA FOR CONSUMPTION

Articles and Countries from which imported	MONTH OF DECEMBER 1954		TWELVE MONTHS ENDED DECEMBER 1954		Class Number
	Quantities	Values (\$)	Quantities	Values (\$)	
305 AUSTRIA		292		2267	
306 BELGIUM				184	
318 DENMARK				448	
327 FRANCE				1746	
335 GERMANY W		13403		128971	
344 ITALY				991	
354 NETHRLNDS		132		610	
375 SWEDEN		1604		15549	
376 SWITZRLND		228		21660	
381 ALASKA				179	
400 U STATES		375462		4231960	
		429783		4779111	
AUTOMOBILES FREIGHT NEW	NU				5641
100 U KINGDOM	29	30090	318	400097	
306 BELGIUM	2	1950	11	11077	
335 GERMANY W	35	34809	489	513077	
381 ALASKA			10	38989	
400 U STATES	353	1537728	3853	14171251	
	419	1604577	4681	15134491	
AUTOS PASS NEW UNDER 1200 DOL	NU				5642
100 U KINGDOM	658	590519	16519	15400700	
306 BELGIUM	2	1337	136	103826	
317 CZECHO S	1	821	1	821	
327 FRANCE	4	3552	13	11544	
335 GERMANY W	262	192243	2876	2201400	
400 U STATES	9	10207	444	436658	
	936	798679	19989	18154949	
AUTOS PASS NEW 1200 TO 2100 DOL	NU				5643
100 U KINGDOM	20	29590	757	1093962	
327 FRANCE			3	4662	
335 GERMANY W	2	3298	37	52272	
381 ALASKA			1	2100	
400 U STATES	393	722482	8183	14314785	
	415	755370	8981	15467781	
AUTOS PASS NEW N O P	NU				5644
100 U KINGDOM	13	39791	206	583855	
335 GERMANY W			4	14071	
344 ITALY			1	3471	
381 ALASKA			1	2784	
400 U STATES	955	2477257	9327	24347394	
	968	2517048	9539	24951575	
MOTOR OMNIBUSES NEW	NU				5645
100 U KINGDOM			1	10717	
335 GERMANY W	5	5651	56	66269	
381 ALASKA			2	7612	
400 U STATES	17	145722	233	2187508	
	22	151373	292	2272106	
PARTS OF MOTOR BUS BODIES					5646
100 U KINGDOM				6505	
400 U STATES		226970		3256707	
		226970		3263212	
AXLES BRAKES CLUTCHES TRUCK					5648
100 U KINGDOM		7209		36320	
306 BELGIUM				2209	
335 GERMANY W				902	
400 U STATES		901618		12268537	
		908827		12307968	
AUTOMOBILE PARTS N O P					5650
100 U KINGDOM		362142		3055829	
207 UN SO AFR				933	
234 AUSTRALIA		607		1318	
305 AUSTRIA				2425	
306 BELGIUM				44	
309 BRAZIL				840	
317 CZECHO S		72		1223	
327 FRANCE		4300		13747	
335 GERMANY W		5588		117310	
344 ITALY				932	
354 NETHRLNDS				13319	
375 SWEDEN		425		5675	
381 ALASKA		125		3228	
400 U STATES		12868075		161645397	
		13241334		164862220	
BICYCLES N O P	NO				5651
100 U KINGDOM	7749	143193	81822	1641313	
305 AUSTRIA			4	68	
306 BELGIUM			13	261	
327 FRANCE	6	346	1715	32772	
335 GERMANY W	42	786	2659	43786	
344 ITALY	493	11437	1087	24206	
354 NETHRLNDS	14	457	27	798	
359 NORWAY			3	56	
375 SWEDEN	1	59	11	278	
400 U STATES	280	3504	4041	51288	
	8585	159782	91382	1794876	
BICYCLE PARTS					5652
100 U KINGDOM		39576		424391	
306 BELGIUM				2234	
317 CZECHO S				496	
327 FRANCE				1093	
335 GERMANY W		57		38189	
344 ITALY		673		823	
347 JAPAN		435		771	
354 NETHRLNDS		150		1261	
375 SWEDEN		382		4649	
400 U STATES		366		16531	
		41639		500243	

IMPORTS INTO CANADA FOR CONSUMPTION

Articles and Countries from which Imported	MONTH OF DECEMBER 1954		TWELVE MONTHS ENDED DECEMBER 1954		Class Number
	Quantities	Values (\$)	Quantities	Values (\$)	
CARS RAILWAY BOX AND FLAT 100 U KINGDOM 400 U STATES	NO		6	12362	5653
	4	4880	14	12065	
	4	4880	20	24427	
CARS RAILWAY PASSENGER 400 U STATES	NO		196	26206455	5654
	25	3454241	196	26206455	
	25	3454241	196	26206455	
CARS RAILWAY TANK 400 U STATES	NO		53	190196	5655
	7	13590	53	190196	
	7	13590	53	190196	
CARS RAILWAY N O P 100 U KINGDOM 375 SWEDEN 400 U STATES	NO		44	74921	5656
	10	4904	18	7177	
	15	497122	131	4488140	
	25	502026	193	4570238	
CARS RAILWAY PARTS OF 100 U KINGDOM 375 SWEDEN 376 SWITZRLND 400 U STATES		4114		19984	5657
				1486	
				4112	
		97093		2020839	
		101207		2046421	
MOTOR RAIL CARS ANU PARTS 100 U KINGDOM 375 SWEDEN 381 ALASKA 400 U STATES	NO		90	2889803	5658
	5	276958	4	11142	
		141	1	1536	
	1	18689	14	1097478	
	6	225788	109	3999959	
MOTOR CYCLES SIDE CARS AND PTB 100 U KINGDOM 305 AUSTRIA 306 BELGIUM 317 CZECHO S 318 DENMARK 327 FRANCE 335 GERMANY W 344 ITALY 347 JAPAN 354 NETHRLNDS 375 SWEDEN 376 SWITZRLND 400 U STATES	NO		1588	642273	5660
	52	23586	461	77239	
			12	1472	
	2	428	83	23060	
			1	100	
	1	50	4	2128	
	3	232	199	55964	
	14	5005	410	75031	
			4	627	
	50	4323	51	4556	
			2	592	
	5	850	5	850	
	3	7403	488	373898	
	130	41877	3308	1257790	
MOTDR VEHICLES N O P 100 U KINGDOM 203 B E AFR 217 CEYLON 220 BERMUDA 230 GIBRALTAR 234 AUSTRALIA 327 FRANCE 335 GERMANY W 344 ITALY 354 NETHRLNDS 375 SWEDEN 376 SWITZRLND 381 ALASKA 387 VENEZUELA 400 U STATES	NO		197	1768576	5661
	18	23535	1	491	
			1	510	
			1	1270	
			1	609	
			2	500	
	1	1387	3	3849	
	1	1606	12	32078	
			1	1730	
			1	825	
			1	1088	
			1	800	
			19	69673	
			1	1006	
	205	297533	1448	2060614	
	225	324061	1690	3943619	
TRACTION ENGINES N O P AND PARTS 400 U STATES	NO		2	1897	5663
			2	1897	
TRICYCLES N O P 100 U KINGDOM 335 GERMANY W 344 ITALY 400 U STATES	NO		474	4802	5664
	66	1019	1526	11817	
	70	702	9	53	
	2788	7735	39445	161344	
	2924	9456	41454	178016	
FRAMES FOR BICYCLES 100 U KINGDOM	NO		1132	5689	5670
			1132	5689	
TRUCKS BODIES FOR STREET CARS					5671
FACTORY WAREHOUSE TRUCKS MOTOR 100 U KINGDOM 335 GERMANY W 375 SWEDEM 400 U STATES	NO		123	372553	5672
	10	30642	23	29795	
			7	3659	
	122	470575	2045	7112728	
	132	501217	2198	7518735	
ROLLER BEARINGS AND PARTS N O P 100 U KINGDOM 305 AUSTRIA 318 DENMARK 335 GERMANY W 375 SWEDEN 376 SWITZRLND 400 U STATES		44850		360487	5680
		183		999	
				1496	
		5199		139262	
		91321		429080	
				10646	
		264115		3439529	
		405668		4381499	
ANCHORS FOR VESSELS 100 U KINGDOM 400 U STATES	CWT		3015	32397	5681
	81	1045	1496	46039	
	12	356	4511	78435	
	93	1401			
BALL AND ROLR BRNGS FOR AUTOS 100 U KINGDOM 327 FRAMCE 335 GERMANY W		4616		49604	5682
		1234		1234	
				1804	

Articles and Countries from which Imported	MONTH OF DECEMBER 1954		TWELVE MONTHS ENDED DECEMBER 1954		Class Number
	Quantities	Values (\$)	Quantities	Values (\$)	
375 SWEDEN				10906	
376 SWITZRLND				163	
400 U STATES		149902		2540475	
BALLS ROLLERS FOR BEARINGS		155752		2604186	5683
100 U KINGDOM		1430		3547	
335 GERMANY W		132		14625	
375 SWEDEN				65489	
400 U STATES		21432		333031	
BURNISHING BALLS		22994		416692	5684
100 U KINGDOM		709		4999	
400 U STATES		1929		14995	
BALL BEARINGS AND PARTS N O P		2638		19994	5685
100 U KINGDOM		29854		461308	
305 AUSTRIA		4455		34097	
335 GERMANY W		12646		268060	
344 ITALY				13593	
375 SWEDEN		62065		402809	
376 SWITZRLND		66		2273	
381 ALASKA				188	
400 U STATES		281903		3588449	
BOTTLES STEEL FOR GAS		390989		4770777	5686
100 U KINGDOM		45564		110939	
217 CEYLON				623	
220 BERMUDA		1040		13550	
224 JAMAICA				642	
225 TRINIDAO				188	
227 BAHAMAS				3230	
334 ST PIERRE				70	
381 ALASKA				700	
400 U STATES		60703		1000679	
BAYONETS SWORDS FOILS MASKS		107307		1130621	5687
100 U KINGDOM		241		20414	
306 BELGIUM		2544		7296	
327 FRANCE		300		725	
335 GERMANY W				418	
344 ITALY				53	
400 U STATES				3814	
MATERIALS FOR CREAM SEPARATORS		3085		32720	5688
DRUMS CYLINDERS BARRELS TANKS					5690
100 U KINGDOM		26920		204154	
327 FRANCE				2208	
335 GERMANY W				4002	
347 JAPAN				830	
381 ALASKA				5156	
400 U STATES		125784		2009504	
FRAMES FOR PURSES RETICULES		152704		2225854	5691
100 U KINGDOM		11420		76131	
306 BELGIUM		4729		66328	
327 FRANCE		691		5017	
335 GERMANY W		4794		91731	
344 ITALY		345		4927	
372 SPAIN		74		2505	
400 U STATES		20880		198998	
FURNITURE OF METAL		42933		445637	5692
100 U KINGDOM		54559		334630	
318 DENMARK				335	
327 FRANCE				1680	
335 GERMANY W		389		10979	
344 ITALY				2143	
347 JAPAN				177	
354 NETHRLNDS				1108	
372 SPAIN				87	
375 SWEDEN		269		3168	
376 SWITZRLNO		668		1785	
381 ALASKA				2183	
400 U STATES		441220		5940467	
MATERIALS FOR BUOYS		497105		6298742	5693
100 U KINGDOM				3546	
400 U STATES		6949		53639	
GOLF SHAFTS OF SEAMLESS STEEL		6949		57185	5694
100 U KINGDOM		23479		161199	
375 SWEDEN				728	
400 U STATES		485		19540	
MATERIALS FOR RIFLES		23964		181467	5695
400 U STATES				101	
METAL PARTS FOR SHOTGUNS				101	5696
400 U STATES		85		28259	
GUN BARRELS ROUGH BORED		85		28259	5697
400 U STATES				165	
GUNS RIFLES AIR GUNS FIREARMS				165	5698
100 U KINGDOM		4193		474006	

Articles and Countries from which Imported	MONTH OF DECEMBER 1954		TWELVE MONTHS ENDED DECEMBER 1954		Class Number
	Quantities	Values (\$)	Quantities	Values (\$)	
305 AUSTRIA				1 443	
306 BELGIUM				570	
317 CZECHOS				1 955	
326 FINLAND				158	
327 FRANCE				6 810	
335 GERMANY W		364		13 963	
344 ITALY				5 828	
372 SPAIN				4 769	
375 SWEDEN		116		721	
376 SWITZRLND				646	
390 GERMANY E				1 099	
400 U STATES		1 9999		60 0959	
		24 672		111 2927	
GUNS NOT MADE IN CANADA					5699
100 U KINGDOM		5 175		27 8410	
305 AUSTRIA				3 175	
306 BELGIUM		1 032		20 8015	
317 CZECHOS				12 700	
318 DENMARK				16 744	
326 FINLAND		154		676	
327 FRANCE				1 687	
335 GERMANY W		314		5 638	
344 ITALY				4 932	
372 SPAIN		1 622		14 103	
375 SWEDEN		1 274		42 779	
376 SWITZRLND				29 118	
390 GERMANY E				264	
400 U STATES		5 4532		35 01483	
		64 103		411 9724	
KNIFE FORK SCISSORS BLANKS					5700
100 U KINGDOM		402		2 116	
335 GERMANY W				126	
400 U STATES		14 924		100 561	
		15 326		102 803	
METAL PARTS LOOSELEAF BINDERS					5701
100 U KINGDOM		1 578		3 6998	
400 U STATES		21 414		318 256	
		22 992		355 254	
MAGIC LANTERNS AND SLIDES					5702
100 U KINGDOM		3 985		15 077	
318 DENMARK				285	
327 FRANCE				7 207	
335 GERMANY W		488		7 802	
375 SWEDEN				1 000	
400 U STATES		8 4178		68 5450	
		88 651		71 6821	
PRESSED STEEL BELT PULLEYS					5703
100 U KINGDOM		1 635		10 290	
400 U STATES		7 333		115 480	
		8 968		125 770	
RAILWAY TIES FISH PLATES IRON	CWT				5704
100 U KINGDOM			52 440	302 890	
306 BELGIUM			471	2823	
335 GERMANY W			173	1 009	
381 ALASKA			97	504	
400 U STATES		35	429	42 001	
		35	429	95 182	
RAILWAY INTERSECTION LAYOUTS					5705
381 ALASKA				418	
400 U STATES		7 918		103 677	
		7 918		104 095	
SAFES AND DOORS FOR VAULTS					5706
100 U KINGDOM		14 244		24 6425	
335 GERMANY W				1 928	
359 NORWAY		709		6 540	
372 SPAIN				771	
400 U STATES		10 4100		88 2993	
		11 9053		113 8657	
SCALES BALANCES WEIGHING BEAMS					5707
100 U KINGDOM		11 079		88 688	
306 BELGIUM		97		25 332	
335 GERMANY W		5 357		41 464	
344 ITALY				2 291	
354 NETHRLNDS				8228	
359 NORWAY				1 833	
375 SWEDEN		2 056		6 240	
376 SWITZRLND		3 782		20 741	
400 U STATES		15 5901		242 4976	
		17 8272		261 9793	
STEEL WOOL					5708
100 U KINGDOM				74	
335 GERMANY W				3 722	
376 SWITZRLND				144	
400 U STATES		12 126		140 538	
		12 126		144 478	
LATH OF IRON OR STEEL	CWT				5709
100 U KINGDOM	484	4 458	58 48	58 473	
335 GERMANY W			1 196	15 682	
400 U STATES	3 394	42 866	14 687	184 183	
	3 878	47 324	21 731	258 338	
VALVES IRON OR STEEL N O P					5713
100 U KINGDOM		34 278		305 411	
318 DENMARK				5537	
335 GERMANY W				16 560	
354 NETHRLNDS				119 689	
360 ISRAEL				4 014	

Articles and Countries from which Imported	MONTH OF DECEMBER 1954		TWELVE MONTHS ENDED DECEMBER 1954		Class Number
	Quantities	Values (\$)	Quantities	Values (\$)	
375 SWEDEN				9 451	
381 ALASKA				60935	
400 U STATES		525807		7366751	
MANUFACTURES OF IRON STEEL NOP		560085		7888348	5714
100 U KINGDOM		514414		5768771	
231 HONG KONG				11160	
234 AUSTRALIA				4315	
305 AUSTRIA		1141		5654	
306 BELGIUM		1418		61374	
317 CZECHOS				1349	
318 DENMARK		781		9216	
326 FINLAND				99	
327 FRANCE		4101		46087	
335 GERMANY W		52562		768479	
344 ITALY		730		5414	
347 JAPAN		2440		47178	
352 MEXICO				1350	
354 NETHRLNDS		2159		491158	
359 NORWAY		60		6534	
372 SPAIN		125		368	
375 SWEDEN		24153		212600	
376 SWITZRLND		768		59209	
381 ALASKA		70		10904	
400 U STATES		4392029		57049862	
COOKING STOVES COAL OR WOOD	NO	4996951		64561081	5715
100 U KINGDOM	4	331	42	5894	
400 U STATES	110	2922	1165	41079	
COOKING STOVES ELEC OVER 25DOL	NO	114	1207	46973	5716
100 U KINGDOM			91	15384	
400 U STATES	739	88333	16159	2000793	
COOKING STOVES GAS OVER 10 DOL	NO	739	16250	2016177	5717
100 U KINGDOM			3	518	
400 U STATES	1030	94527	23416	1855892	
COOKING STOVES OIL OVER 10 DOL	NO	1030	23419	1856410	5718
100 U KINGDOM			7	399	
354 NETHRLNDS			5	500	
400 U STATES	83	4278	1770	74439	
FURNACES DOMESTIC HOT WATER		83	1782	75338	5719
100 U KINGDOM				5394	
400 U STATES		33747		622541	
FURNACES DOMESTIC WARM AIR	NO	33747		627935	5720
400 U STATES	1603	221654	27235	3795086	
OIL BURNERS	NO	1603	27235	3795086	5721
400 U STATES	836	91402	19531	1953082	
RADIATORS CAST IRON	SQ FT	836	19531	1953082	5722
375 SWEDEN			9720	2499	
400 U STATES			43472	26174	
ELECTRIC COOKING APPARATUS NOP			53192	28673	5723
100 U KINGDOM		14007		208183	
224 JAMAICA				374	
305 AUSTRIA				722	
335 GERMANY W				3272	
344 ITALY				550	
376 SWITZRLND				10287	
400 U STATES		219924		2608715	
HEATING COOKING APPARATUS NOP		233931		2832103	5724
100 U KINGDOM		6089		44848	
335 GERMANY W				5000	
347 JAPAN				111	
375 SWEDEN		422		5482	
381 ALASKA				900	
400 U STATES		220779		2366749	
PARTS HEATING AND COOKING APP		227290		2423090	5725
100 U KINGDOM		2168		26343	
335 GERMANY W		273		1542	
375 SWEDEN				1086	
400 U STATES		625522		9505533	
OVENS COMMERCIAL BAKERY		627963		9534504	5726
100 U KINGDOM				49967	
335 GERMANY W				17797	
400 U STATES		32779		499017	
GAS STOVE THERMOSTATS LIGHTERS		32779		566781	5727
100 U KINGDOM		886		2061	
400 U STATES		3142		96091	
HEATERS OIL 20 DOLLARS OR OVER	NO	4028		98152	5728
100 U KINGDOM	4	108	16	495	
381 ALASKA			1	125	
400 U STATES	532	19721	35985	1470269	
METAL STAMPINGS FOR BATHTUBS	CWT	536	36002	1470889	5729
400 U STATES	3664	60083	51134	824981	
		3664	51134	824981	

IMPORTS INTO CANADA FOR CONSUMPTION

Articles and Countries from which Imported	MONTH OF DECEMBER 1954		TWELVE MONTHS ENDED DECEMBER 1954		Class Number	
	Quantities	Values (\$)	Quantities	Values (\$)		
INDUSTRIAL FURNACES AND PARTS					5730	
100 U KINGDOM		3239		114204		
335 GERMANY W		111832		163239		
359 NORWAY				563		
400 U STATES		137172		1759212		
		252243		2037218		
RANGE OIL BURNERS					5731	
400 U STATES	NO					
		266	6262	2932	88447	
		266	6262	2932	88447	
WATER HEATERS OF ALL TYPES					5732	
100 U KINGDOM	NO					
234 AUSTRALIA		174	7801	1194		44124
335 GERMANY W				1		155
354 NETHRLNDS		81	2545	7025		27669
400 U STATES		2119	86556	157	5870	
		2874	98466	43948	1704183	
WATER HEATER PARTS					5733	
100 U KINGDOM						1434
335 GERMANY W						2071
400 U STATES			11768			320142
			11768		323647	

IMPORTS INTO CANADA FOR CONSUMPTION

Articles and Countries from which Imported	MONTH OF DECEMBER 1954		TWELVE MONTHS ENDED DECEMBER 1954		Class Number
	Quantities	Values (\$)	Quantities	Values (\$)	
<u>GROUP 6</u>					
NONFERROUS METALS AND PRODUCTS					
ALUMINA N O P	CWT				6001
100 U KINGDOM	68	918	804	5304	
356 SURINAM	71680	55872	71680	55872	
400 U STATES	4617	22476	61114	275548	
	76365	79266	133598	336724	- 2.52
BAUXITE ALUMINA FOR REFINING	CWT				6002
221 B GUIANA	1704640	434256	42812821	10684762	
224 JAMAICA	219312	586966	1118658	3053543	
225 TRINIDAD			89600	36432	
327 FRANCE			58221	12812	
328 FR AFRICA	1147009	338184	8340063	2458979	
347 JAPAN			11293	27853	
356 SURINAM	433171	156439	5654607	2735430	
400 U STATES	22867	20041	1023123	1054455	1.03 - 0.339
	3526999	1535886	59108386	20064266	
CRYOLITE OR KRYOLITE	CWT				6003
318 DENMARK			88180	803620	
400 U STATES			901	11220	
			89081	814840	
ALUMINUM PIGS INGOTS BLOCKS	CWT				6004
100 U KINGDOM			168	3464	
400 U STATES	115	2638	2137	49113	
	115	2638	2305	52577	
ALUMINUM SCRAP	CWT				6005
400 U STATES	518	5018	1903	21275	
	518	5018	1903	21275	
ALUMINUM ANGLES CHANNELS BEAMS	CWT				6006
100 U KINGDOM	460	17630	3110	121428	
400 U STATES	393	25547	5454	382347	
	853	43177	8564	503775	
ALUMINUM BAR ROD AND WIRE RODS	CWT				6007
100 U KINGDOM	1201	40383	1996	71510	
335 GERMANY W			2	229	
400 U STATES	2236	86450	10183	410998	
	3437	126833	12181	482737	
ALUMINUM LEAF OR FOIL					6009
100 U KINGDOM		11226		61402	
335 GERMANY W				12425	
376 SWITZRLND				3861	
400 U STATES		17540		232322	
		28766		310010	
ALUMINUM PIPES AND TUBES	CWT				6010
100 U KINGDOM	658	31529	11371	499623	
335 GERMANY W			1	72	
381 ALASKA			7	450	
400 U STATES	486	24096	1720	113692	
	1144	55625	13099	613837	
ALUMINUM PLATES SHEETS STRIPS	CWT				6011
100 U KINGDOM	3829	120101	28786	972886	
335 GERMANY W			1	89	
376 SWITZRLND			378	14340	
400 U STATES	1894	82674	26343	1192950	
	5723	202775	55508	2187265	
ALUMINUM POWDER	Lb				6012
100 U KINGDOM	58000	18187	221267	70453	
335 GERMANY W			2646	1158	
400 U STATES	131680	32581	363594	96681	
	189680	50768	587507	168292	
ALUMINUM WIRE AND CABLE	CWT				6013
100 U KINGDOM	3	126	28814	721373	
305 AUSTRIA			2	120	
400 U STATES	221	8865	2008	103187	
	224	8991	30824	824680	
ALUMINUM HOUSEHOLD HOLLOW WARE					6014
100 U KINGDOM		8199		86779	
306 BELGIUM				132	
335 GERMANY W		2262		8640	
344 ITALY		18708		80315	
347 JAPAN				2417	
372 SPAIN				7864	
376 SWITZRLND		473		1679	
400 U STATES		79407		1186626	
		109049		1374452	
ALUMINUM MANUFACTURES N O P					6015
100 U KINGDOM		190890		1084821	
234 AUSTRALIA				1264	
306 BELGIUM				1733	
318 DENMARK				10234	
327 FRANCE		388		12500	
335 GERMANY W		1925		25787	
344 ITALY		1983		10404	
347 JAPAN		2378		14918	
354 NETHRLNDS				3146	
359 NORWAY		404		404	
375 SWEDEN		2593		12585	
376 SWITZRLND		976		9563	
381 ALASKA				229	
400 U STATES		640210		8572360	
		841747		9759148	

IMPORTS INTO CANADA FOR CONSUMPTION

Articles and Countries from which Imported	MONTH OF DECEMBER 1954		TWELVE MONTHS ENDED DECEMBER 1954		Class Number
	Quantities	Values (\$)	Quantities	Values (\$)	
BRASS IN BLOCKS INGOTS OR PIGS 400 U STATES	CWT		261	11663	6021
BRASS SCRAP	CWT		261	11663	6022
100 U KINGDOM			12	167	
352 MEXICO			90	1672	
359 NORWAY			40	654	
400 U STATES	131	1485	3297	59852	
BRASS IN BARS AND ROOS	CWT		3439	62345	6023
100 U KINGDOM	2	131	3209	95527	
335 GERMANY W			2	54	
400 U STATES	140	6994	2261	103469	
BRASS IN STRIPS SHEETS PLATES	CWT		5472	199050	6024
100 U KINGDOM	1922	60480	9616	294970	
335 GERMANY W			6	244	
400 U STATES	101	7991	2056	111066	
BRASS TUBING	CWT		11678	406280	6025
100 U KINGDOM	6	611	137	8216	
335 GERMANY W			95	8076	
400 U STATES	677	44904	6395	388265	
METAL CAPS FOR ELEC BATTERIES			6627	405257	6026
400 U STATES		3539		39145	
BRASS CUPS FOR PAPER CARTRIDGE				39145	6027
BRASS OR BRONZE COIN LOCKS				662	6029
400 U STATES				662	
BRASS HAND PUMPS N O P				422	6030
400 U STATES		422		17351	
BRASS VALVES				422	6031
100 U KINGDOM		8640		106293	
318 DENMARK		1667		42283	
335 GERMANY W		173		11759	
344 ITALY		1829		12797	
354 NETHRLNDS				6742	
360 ISRAEL				10085	
375 SWEDEN				65375	
376 SWITZRLND				2465	
381 ALASKA				932	
400 U STATES		300335		3196469	
BRASS METERS AND PARTS				312644	6032
100 U KINGDOM		4312		44203	
400 U STATES		23964		214429	
BRASS WIRE N O P	LB			28276	6033
100 U KINGDOM	4780	1815	25015	11279	
375 SWEDEN			873	1211	
400 U STATES	3190	2684	18685	15853	
BRASS WIRE CLOTH OR WOVEN WIRE				7970	6034
100 U KINGDOM				4499	
335 GERMANY W				44573	
354 NETHRLNDS					
375 SWEDEN				12415	
400 U STATES		2953		5117	
BRASS MANUFACTURES N O P				354	6035
100 U KINGDOM				5326	
215 INDIA				46670	
231 HONG KONG				2953	
234 AUSTRALIA				69882	
305 AUSTRIA		77944		861357	
306 BELGIUM		2249		34660	
317 CZECHOS		11383		70951	
318 DENMARK				108	
327 FRANCE		598		4906	
335 GERMANY W		182		5498	
344 ITALY				377	
347 JAPAN		81		6348	
348 KOREA		661		7599	
354 NETHRLNDS		4268		73150	
375 SWEDEN		12184		54378	
376 SWITZRLND		4365		81715	
381 ALASKA				374	
390 GERMANY E		6404		24769	
400 U STATES		1233		15706	
BRASS WIRE FOR FOURORNIER				2366	6036
375 SWEDEN				100	
400 U STATES		100		123	
COPPER IN BLOCKS PIGS INGOTS	CWT			772419	6042
205 RHOD NYAS				994071	
400 U STATES				13091375	
COPPER SCRAP	CWT			4622	6043
400 U STATES				4622	
205 RHOD NYAS			33526	899895	
400 U STATES			542	17587	
COPPER IN BLOCKS PIGS INGOTS	CWT			34068	6043
400 U STATES				917482	
COPPER SCRAP	CWT			315	6043
400 U STATES				5651	
			12436	317466	
			12436	317466	

IMPORTS INTO CANADA FOR CONSUMPTION

Articles and Countries from which Imported	MONTH OF DECEMBER 1954		TWELVE MONTHS ENDED DECEMBER 1954		Class Number
	Quantities	Values (\$)	Quantities	Values (\$)	
COPPER BARS FOR ELECTRIC WIRES 400 U STATES	CWT 2988	82863	23510	623953	6044
COPPER IN BARS OR RODS N O P 381 ALASKA 400 U STATES	CWT 484	10546	2 917	76 37024	6046
COPPER IN STRIPS SHEETS PLATES 100 U KINGDOM 400 U STATES	CWT 1626 313 1939	64826 19249 84075	12057 1987 14044	456962 124174 581136	6047
COPPER TUBING 100 U KINGDOM 335 GERMANY W 344 ITALY 375 SWEDEN 400 U STATES	CWT 1155	59830	6920 1 33 1	320231 120 1456 63	6048
COPPER ROLLERS FOR WALL PAPER 100 U KINGDOM 400 U STATES		541 1812 2353		108641 31660 140301	6049
COPPER WIRE N O P 100 U KINGDOM 400 U STATES	LB 1120 598 1718	875 252 1127	32014 142623 174637	11743 79349 91092	6050
COPPER WIRE CLOTH WOVEN WIRE 100 U KINGDOM 335 GERMANY W 400 U STATES		243 243		850 415 12695 13960	6051
COPPER MANUFACTURES OF N O P 100 U KINGDOM 318 DENMARK 322 EGYPT 327 FRANCE 335 GERMANY W 344 ITALY 347 JAPAN 354 NETHRLNDS 375 SWEDEN 376 SWITZRLND 400 U STATES		2119 323 610 1151 40035 44238		31574 386 209 199 4624 4999 152 46505 2019 1101 703373 795141	6052
LEAD IN PIGS AND BLOCKS 100 U KINGDOM 400 U STATES	LB 33600 2000 35600	4817 736 5553	281028 15605 296633	33767 4910 38677	6061
LEAD OLD AND SCRAP 220 BERMOUA 400 U STATES	LB		13700 10500 24200	274 2633 2907	6062
LEAD IN BARS AND SHEETS 100 U KINGDOM 335 GERMANY W 381 ALASKA 400 U STATES	LB 2020	322	39296 12014 610 8163	5959 1562 141 1911	6063
LEAD PIPE 400 U STATES	LB	322	60083	9573	6064
LEAD CAPSULES FOR BOTTLES 100 U KINGDOM 327 FRANCE 335 GERMANY W 354 NETHRLNDS 400 U STATES		9221 1083 2030 12334		50286 2535 37589 17064 6420 113894	6065
LEAD SHOT AND BULLETS 100 U KINGDOM 400 U STATES	LB 750	339	2845 2175	1195 536	6066
TEA LEAD	LB	339	5020	1731	6067
LEAD MANUFACTURES N O P 100 U KINGDOM 318 DENMARK 335 GERMANY W 347 JAPAN 381 ALASKA 400 U STATES		3356 437 8955 12748		23682 518 563 3606 60 172355 200764	6068
RODS 90 PC NICKEL FOR WIRE 400 U STATES	LB 4635	4766	57747	59920	6070
NICKEL NICKEL SILVER IN INGOTS 400 U STATES	LB 4635	4766	57747	59920	6071
NICKEL BARS RODS STRIPS SHEETS 100 U KINGDOM 359 NORWAY 375 SWEDEN 400 U STATES	LB		417359	130323	6072
NICKEL SILVER BARS RODS STRIPS 100 U KINGDOM	LB 651	352	624 60982 1168 2557050 2619824	1745 35752 2889 2379373 2419759	6073

IMPORTS INTO CANADA FOR CONSUMPTION

Articles and Countries from which Imported	MONTH OF DECEMBER 1954		TWELVE MONTHS ENDED DECEMBER 1954		Class Number
	Quantities	Values (\$)	Quantities	Values (\$)	
400 U STATES	34142	10937	40979	17135	
NICKEL CHROMIUM IN BARS RODS	34793	11289	41630	17487	
400 U STATES	LB 2080	3177	30715	45969	6074
NICKEL MANUFACTURES NOT PLATED	2080	3177	30715	45969	
100 U KINGDOM		1620		14462	6075
344 ITALY				194	
354 NETHRLNDS		153		153	
400 U STATES		5039		116270	
NICKEL AND PLATED HOLLOW WARE		6812		131079	
100 U KINGDOM				55	6076
400 U STATES		141		2207	
NICKEL PLATED WARE N O P		141		2262	
100 U KINGDOM		46508		307006	6077
215 INDIA		161		4184	
231 HONG KONG				500	
234 AUSTRALIA				818	
305 AUSTRIA		5710		72362	
306 BELGIUM				6047	
317 CZECHO S				291	
318 DENMARK				259	
327 FRANCE				5998	
335 GERMANY W		12961		191634	
344 ITALY		9981		30529	
347 JAPAN		3901		35592	
354 NETHRLNDS		542		16598	
372 SPAIN				87	
375 SWEDEN		135		4632	
376 SWITZRLND				1729	
400 U STATES		103191		1470056	
ELECTRO PLATED WARE GILT WARE		183090		2148322	
100 U KINGDOM		98852		877536	6082
215 INDIA		249		5828	
231 HONG KONG		6759		44410	
234 AUSTRALIA				1612	
305 AUSTRIA		340		23661	
306 BELGIUM		76		1368	
317 CZECHO S				1922	
327 FRANCE		490		11465	
335 GERMANY W		29884		290564	
344 ITALY		18685		73965	
347 JAPAN		27183		414226	
354 NETHRLNDS		67		5340	
375 SWEDEN				7794	
376 SWITZRLNO		198		7747	
400 U STATES		885977		11308319	
GOLD SILVER SWEEPS GOLD FRINGE		1068760		13075957	
100 U KINGDOM				8344	6084
327 FRANCE		2246		7136	
335 GERMANY W				408	
400 U STATES		648		39853	
GOLD SILVER DUTCH METAL LEAF		2894		55741	
100 U KINGDOM		5519		67254	6085
335 GERMANY W				3552	
400 U STATES		8025		78783	
GOLD MANUFACTURES N O P		13544		149389	
100 U KINGDOM		139		3574	6086
327 FRANCE				56	
335 GERMANY W		1798		4874	
347 JAPAN				261	
376 SWITZRLNO		790		3427	
400 U STATES		15802		115967	
PLATINUM PALLADIUM IRIIDIUM		18529		128159	
100 U KINGDOM		1312833		17532120	6087
224 JAMAICA				745	
359 NORWAY				63992	
400 U STATES		7247		187515	
PLATINUM CRUCIBLES		1320080		17784372	
400 U STATES		105095		1114231	6088
PLAT RETORT FOR SULPHURIC ACID		105095		1114231	6089
BLACK OXIDE COPPER FOR COLOURS	LB				6090
100 U KINGDOM	4480	1574	15741	5637	
400 U STATES			400	331	
SILVER UNMANUFACTURED		1574	16141	5968	
100 U KINGDOM	OZ 2141	1790	2763	2317	6091
400 U STATES			57402	48086	
COIN FOREIGN EXCEPT GOLD		1790	60165	50403	
TOILET ARTICLES OF STERLING					6092
100 U KINGDOM		2209		21508	6093
335 GERMANY W				208	
400 U STATES		1376		7435	
		3585		29151	

IMPORTS INTO CANADA FOR CONSUMPTION

121

Articles and Countries from which Imported	MONTH OF DECEMBER 1954		TWELVE MONTHS ENDED DECEMBER 1954		Class Number
	Quantities	Values (\$)	Quantities	Values (\$)	
SILVER MANUFACTURES N O P					6094
100 U KINGDOM		39310		399917	
215 INDIA				81	
231 HONG KONG				179	
306 BELGIUM				57	
318 DENMARK		3173		21078	
327 FRANCE		335		2865	
335 GERMANY W		1151		14035	
344 ITALY		659		3073	
347 JAPAN				2112	
352 MEXICO				5829	
354 NETHRLNDS		76		1945	
359 NORWAY				1386	
371 THAILAND				60	
375 SWEDEN		682		6761	
376 SWITZRLND		354		2233	
384 P RICO				11816	
400 U STATES		16141		131425	
		61881		604852	
TIN BLOCKS PIGS OR BARS	CWT				6101
100 U KINGDOM	2017	177105	9299	817561	
218 MALAYA	3360	294112	18460	1566722	
306 BELGIUM	560	49425	25329	2198188	
354 NETHRLNDS	403	35555	16636	1474808	
366 PORTUGAL			220	19775	
400 U STATES	1235	107921	15973	1364728	
	7575	664118	85917	7441782	
TIN FOIL	LB				6102
400 U STATES	2853	3289	28859	30959	
	2853	3289	28859	30959	
COLLAPSIBLE TUBES OF METAL					6103
100 U KINGDOM		375		1120	
400 U STATES		4044		102295	
		4419		103415	
ZINC SPELTER	CWT				6111
ZINC BLOCKS PIGS BARS PLATES	CWT				6112
100 U KINGDOM			110	2158	
306 BELGIUM			1103	10753	
400 U STATES	67	1396	738	18627	
	67	1396	1951	31538	
ZINC STRIP AND SHEETS	CWT				6113
100 U KINGDOM	480	9153	2196	36291	
306 BELGIUM	225	3593	4708	67431	
335 GERMANY W	244	6960	2606	47465	
400 U STATES	1915	48673	15620	375221	
	2864	68379	25130	526408	
ZINC DUST	CWT				6115
100 U KINGDOM	67	922	1294	15231	
306 BELGIUM			32	491	
400 U STATES	800	12118	4640	66986	
	867	13040	5966	82708	
ZINC MANUFACTURES N O P					6116
100 U KINGDOM		8459		29196	
306 BELGIUM				3130	
327 FRANCE				373	
335 GERMANY W				11706	
400 U STATES		172271		1696280	
		180730		1740685	
ZINC SLUGS FOR DRY BATTERIES					6117
400 U STATES		13000		386829	
		13000		386829	
BABBITT METAL IN BLOCKS BARS	CWT				6121
100 U KINGDOM			20	698	
400 U STATES	32	2413	238	20216	
	32	2413	258	20914	
BRITANNIA METAL PIGS BLOCKS	CWT				6122
BRITANNIA METAL MANUFACTURES					6123
100 U KINGDOM		162		1754	
318 DENMARK				533	
327 FRANCE		134		134	
400 U STATES		776		18645	
		1072		21066	
CHROMIUM TUNGSTEN FOR ALLOYS	LB				6124
100 U KINGDOM	380	196	261766	144646	
335 GERMANY W			6150	14547	
354 NETHRLNDS	66	2647	66	2647	
400 U STATES	4227	7187	26330	82633	
	4673	10030	294312	244473	
ALLOY SLUGS CAST WITH DIAMONDS					6125
400 U STATES		981		19517	
		981		19517	
PHOSPHOR TIN PHOSPHOR BRONZE	LB				6126
100 U KINGDOM	55015	31627	469727	256578	
335 GERMANY W	20026	14531	132675	86400	
375 SWEDEN			694	1060	
400 U STATES	16005	17085	329747	299295	
	91046	63243	932843	643333	
ALLOYS OF COPPER					6129
100 U KINGDOM				19732	
400 U STATES		10838		210769	
		10838		230501	
ALLOYS OF MAGNESIUM					6130
100 U KINGDOM		712		4368	
400 U STATES		8922		95576	
		9634		99944	

IMPORTS INTO CANADA FOR CONSUMPTION

Articles and Countries from which Imported	MONTH OF DECEMBER 1954		TWELVE MONTHS ENDED DECEMBER 1954		Class Number
	Quantities	Values (\$)	Quantities	Values (\$)	
CLOCKS					
	N0				6131
100 U KINGDOM	26	453	53923	83517	
305 AUSTRIA			859	1678	
306 BELGIUM			318	784	
317 CZECHO S			4	85	
318 DENMARK			36	2468	
327 FRANCE			1011	3890	
335 GERMANY W	21860	52459	324608	796992	
344 ITALY			13	176	
347 JAPAN	200	440	744	1579	
354 NETHRLNDS			31	555	
375 SWEDEN	44	609	83	1186	
376 SWITZRLND	1442	6567	18478	79319	
400 U STATES	12671	62069	133524	691307	
	36243	122597	533632	1663536	
CLOCK MOVEMENTS AND CASES					
100 U KINGDOM		4832		25804	6132
327 FRANCE				583	
335 GERMANY W				6116	
376 SWITZRLND				192	
400 U STATES		3433		81684	
		8265		114379	
PARTS OF CLOCK MOVEMENTS					
100 U KINGDOM		4099		19947	6133
318 DENMARK				391	
327 FRANCE				600	
335 GERMANY W		379		6629	
376 SWITZRLND				313	
400 U STATES		14388		366260	
		18866		394140	
TIME RECORDERS					
100 U KINGDOM		951		14632	6134
225 TRINIDAD		1334		8948	
335 GERMANY W		207		7820	
376 SWITZRLND		42		2567	
400 U STATES		21720		227418	
		24254		261385	
WATCHES					
100 U KINGDOM		3235		11552	6135
234 AUSTRALIA		150		150	
305 AUSTRIA				5475	
306 BELGIUM				192	
318 DENMARK				125	
327 FRANCE		5184		73596	
335 GERMANY W		4703		30098	
344 ITALY				125	
347 JAPAN				223	
354 NETHRLNDS		171		297	
376 SWITZRLND		122644		1644056	
400 U STATES		5577		52893	
		141664		1818782	
WATCH CASES AND PARTS					
100 U KINGDOM		65		6638	6136
231 HONG KONG		783		1216	
327 FRANCE		4291		53067	
335 GERMANY W		7613		117700	
347 JAPAN				922	
376 SWITZRLND		35468		240176	
400 U STATES		59178		898597	
		107398		1318316	
WATCH ACTIONS AND MOVEMENTS					
100 U KINGDOM				269	6137
327 FRANCE		5905		24388	
335 GERMANY W		4669		131474	
353 MOROCCO				2222	
376 SWITZRLND		287885		3860294	
400 U STATES		23607		403158	
		322066		4421805	
PARTS OF WATCH MOVEMENTS					
100 U KINGDOM		768		5888	6138
327 FRANCE				3411	
335 GERMANY W		3157		31680	
376 SWITZRLND		38200		404495	
400 U STATES		12534		217410	
		54659		662884	
BATTERIES FLASHLIGHT AND PARTS					
231 HONG KONG				314	6139
335 GERMANY W				253	
400 U STATES		1825		128327	
		1825		128894	
BATTERIES HEARING AID AND PTS					
400 U STATES		34019		502611	6140
		34019		502611	
BATTERIES ELECTRIC PRIMARY NON					
100 U KINGDOM		2569		18472	6141
335 GERMANY W		667		1567	
400 U STATES		23533		300988	
		26769		321027	
BATTERIES STORAGE NON P PARTS					
100 U KINGDOM		6578		245523	6142
327 FRANCE		7748		14022	
335 GERMANY W		507		3220	
381 ALASKA				232	
384 P RICO				5970	
400 U STATES		91100		1566589	
		105933		1835556	

IMPORTS INTO CANADA FOR CONSUMPTION

Articles and Countries from which Imported	MONTH OF DECEMBER 1954		TWELVE MONTHS ENDED DECEMBER 1954		Class Number
	Quantities	Values (\$)	Quantities	Values (\$)	
APPARATUS ELECTRIC HEATING NOP					6143
100 U KINGDOM		4350		28210	
234 AUSTRALIA				5552	
335 GERMANY W		4377		10825	
354 NETHRLNDS				514	
375 SWEDEN				202	
384 P RICO				1556	
400 U STATES		97845		1099792	
		106572		1146651	
DYNAMOS GENERATORS AND PTS NOP					6144
100 U KINGDOM		142386		916582	
234 AUSTRALIA				959	
317 CZECHO S				375	
327 FRANCE				2528	
335 GERMANY W		189432		293119	
347 JAPAN				1084	
354 NETHRLNDS		68		1275	
359 NORWAY				788	
375 SWEDEN		29117		114268	
376 SWITZRLND				103052	
381 ALASKA				61164	
400 U STATES		641825		7856224	
		1002828		9351418	
FUSES FUSE PLUGS CUTOUTS PARTS					6145
100 U KINGDOM		11598		93839	
335 GERMANY W		2909		2909	
400 U STATES		66386		859698	
		80893		956446	
FLUORESCENT TUBES ARC LAMPS	NO				6146
100 U KINGDOM			7483	3885	
335 GERMANY W			48	350	
400 U STATES	83475	74022	756214	671700	
	83475	74022	763745	675935	
LAMPS ELECTRIC CARBON FILAMENT	NO				6147
400 U STATES			432	194	
			432	194	
LAMPS ELECTRIC METAL FILAMENT	NO				6148
100 U KINGDOM	7285	1300	338045	52579	
231 HONG KONG			185000	2264	
305 AUSTRIA			1024	454	
306 BELGIUM			27800	3788	
335 GERMANY W	200	55	22168	2857	
347 JAPAN	80000	1301	5109500	88088	
354 NETHRLNDS	17906	3345	596072	45078	
400 U STATES	1016084	149483	10966319	1582450	
	1121475	155484	17245928	1777558	
LIGHTS HEAD SIDE TAIL TORCHES					6149
100 U KINGDOM		2879		36414	
231 HONG KONG		16715		190273	
234 AUSTRALIA				1151	
306 BELGIUM				99	
317 CZECHO S				694	
327 FRANCE				1494	
335 GERMANY W		1943		31316	
344 ITALY				896	
347 JAPAN				6811	
354 NETHRLNDS		897		10738	
376 SWITZRLND				254	
400 U STATES		62186		826155	
		84620		1106295	
ELECTRIC LIGHT FIXTURES N O P					6150
100 U KINGDOM		3862		66670	
231 HONG KONG		4426		6381	
305 AUSTRIA		235		5784	
306 BELGIUM				2173	
317 CZECHO S		931		17525	
318 DENMARK		650		5681	
326 FINLAND				1278	
327 FRANCE				10749	
335 GERMANY W		5616		57928	
344 ITALY		4113		49928	
347 JAPAN		5765		53752	
354 NETHRLNDS		3689		6476	
359 NORWAY		2379		22910	
372 SPAIN		106		8866	
375 SWEDEN		865		11779	
376 SWITZRLND				518	
390 GERMANY E				832	
400 U STATES		513935		5220448	
		546572		5549678	
LIGHTNING ARRESTERS REACTORS					6151
100 U KINGDOM		620		82109	
354 NETHRLNDS				7600	
375 SWEDEN		3767		25645	
376 SWITZRLND		1808		19512	
400 U STATES		17812		173767	
		24007		308631	
MAGNETOS FOR GAS ENGINES					6152
100 U KINGDOM		110		2736	
400 U STATES		6018		68287	
		6128		71023	
METERS ELECTRIC AND PARTS NOP					6153
100 U KINGDOM		24308		303894	
305 AUSTRIA				2917	
318 DENMARK				1787	
326 FINLAND				825	

Articles and Countries from which Imported	MONTH OF DECEMBER 1954		TWELVE MONTHS ENDED DECEMBER 1954		Class Number
	Quantities	Values (\$)	Quantities	Values (\$)	
327 FRANCE		294		488	
335 GERMANY W				1702	
347 JAPAN		2884		4437	
354 NETHRLNDS		1443		1557	
375 SWEDEN				91	
376 SWITZRLND		2080		40312	
400 U STATES		165536		1685061	
		196545		2043071	
MOTORS ELECTRIC UNDER 10 DOL					6154
100 U KINGDOM	NU 644	5276	2305	14537	
306 BELGIUM	576	1160	3264	6112	
318 DENMARK			96	91	
335 GERMANY W			520	4545	
354 NETHRLNDS			2349	8270	
400 U STATES	8736	38072	56639	221757	
	9956	44508	65173	255312	
MOTORS ELECTRIC NOP AND PARTS					6155
100 U KINGDOM		177642		1947040	
306 BELGIUM		7019		69344	
317 CZECHO S		158		471	
318 DENMARK		427		1238	
327 FRANCE				175	
335 GERMANY W		26604		111403	
344 ITALY				1264	
347 JAPAN				59	
354 NETHRLNDS				13340	
359 NORWAY				298	
375 SWEDEN		3126		56947	
376 SWITZRLND				65659	
381 ALASKA				1006	
400 U STATES		894379		9701648	
		1109355		11969892	
RHEOSTATS CONTROLLERS STARTERS					6156
100 U KINGDOM		30111		465670	
231 HONG KONG				2388	
318 DENMARK		329		539	
335 GERMANY W		5317		18432	
375 SWEDEN		2114		7874	
376 SWITZRLND		5603		67031	
400 U STATES		595767		7840702	
		639241		8402636	
SAD IRONS ELECTRIC AND PARTS					6157
100 U KINGDOM		5707		54947	
335 GERMANY W				355	
400 U STATES		90613		599488	
		96320		654790	
SELFCONTAINED LIGHTING OUTFITS					6158
400 U STATES		1308		53473	
		1308		53473	
SOCKETS OUTLETS RECEPTACLES					6159
100 U KINGDOM		765		7609	
318 DENMARK				481	
375 SWEDEN				5760	
400 U STATES		169759		1793902	
		170524		1807752	
SPARK PLUGS MAGNETOS IGNITION					6160
100 U KINGDOM				1629	
400 U STATES		7151		88833	
		7151		90462	
SWITCHES SWITCHBOARDS AND PTS					6161
100 U KINGDOM		123758		1154538	
327 FRANCE				3125	
335 GERMANY W		25988		32204	
354 NETHRLNDS		359		469	
375 SWEDEN		3768		93947	
376 SWITZRLND		27850		705711	
400 U STATES		780232		8776887	
		961955		10766881	
SWITCHGEAR FOR MINES					6162
100 U KINGDOM		12993		49050	
400 U STATES		2544		46517	
		15537		95567	
TELEGRAPH APPARATUS AND PARTS					6163
100 U KINGDOM		83832		680571	
231 HONG KONG				3850	
376 SWITZRLND				1218	
400 U STATES		477426		2584730	
		561328		3270369	
TELEPHONE APPARATUS AND PARTS					6164
100 U KINGDOM		227808		1847642	
318 DENMARK				11332	
335 GERMANY W		7960		11171	
354 NETHRLNDS				2015	
375 SWEDEN		2578		43872	
376 SWITZRLND		4874		61792	
400 U STATES		613662		8536329	
		856882		10514153	
TRANSFORMERS AND PARTS N O P					6165
100 U KINGDOM		156893		1427983	
305 AUSTRIA				152	
318 DENMARK				83	
327 FRANCE				6756	
335 GERMANY W		650		4039	
347 JAPAN				296	
354 NETHRLNDS		6336		21147	
375 SWEDEN		1013		160298	

IMPORTS INTO CANADA FOR CONSUMPTION

125

Articles and Countries from which Imported		MONTH OF DECEMBER 1954		TWELVE MONTHS ENDED DECEMBER 1954		Class Number	
		Quantities	Values (\$)	Quantities	Values (\$)		
376	SWITZRLND		3166		164837	6166	
400	U STATES		272523		923816		
			440581		5709407		
RADIO TUBES		NO					
100	U KINGDOM	628	20809	26448	206061	6167	
335	GERMANY W	32	138	44	441		
354	NETHRLNDS	60596	17204	315848	120479		
400	U STATES	1347243	1160876	6871019	8476038		
		1408499	1199027	7213359	8803019		
RADIO APPARATUS N O P							
100	U KINGDOM		586671		4699789	6168	
234	AUSTRALIA				152		
305	AUSTRIA				2396		
318	DENMARK				1145		
327	FRANCE				5192		
335	GERMANY W		53314		55651		
338	HAITI				200		
344	ITALY				88		
347	JAPAN				1457		
354	NETHRLNDS		49766		376531		
359	NORWAY				5074		
376	SWITZRLND				42353		
381	ALASKA				5610		
400	U STATES		6212566		53258355		
			6902317		58453993		
ELECTRIC DRY SHAVING MACHINES							
100	U KINGDOM		4473		4624	6169	
305	AUSTRIA		1000		5414		
327	FRANCE				118		
335	GERMANY W		340		30710		
347	JAPAN				1324		
354	NETHRLNDS		65564		366267		
375	SWEDEN				1359		
376	SWITZRLND		2047		27209		
400	U STATES		125100		2748935		
			198524		3185960		
ELECT STEAM GENERATORS AND PTS		NO					
100	U KINGDOM		848707	2	1895390	6170	
375	SWEDEN				17425		
376	SWITZRLND	2	202640	4	505192		
400	U STATES		1093	5	594556		
		2	1052440	11	3012563		
ELECTRIC APPARATUS N O P							
100	U KINGDOM		103859		1357012	6171	
231	HONG KONG				954		
234	AUSTRALIA				920		
305	AUSTRIA				1003		
306	BELGIUM				404		
317	CZECHO S				1203		
318	DENMARK		51		8666		
327	FRANCE		105		9141		
335	GERMANY W		4439		40705		
344	ITALY				1217		
347	JAPAN		375		3983		
354	NETHRLNDS		1559		33503		
359	NORWAY				1684		
375	SWEDEN		13279		224822		
376	SWITZRLND		105539		148810		
381	ALASKA				7389		
400	U STATES		1666285		21356468		
			1895491		23197884		
ELECTRIC PRECISION INSTRUMENTS							
100	U KINGDOM		19401		323814		6172
225	TRINIDAD		471		20515		
305	AUSTRIA		300		8306		
318	DENMARK				27270		
327	FRANCE		257		59875		
335	GERMANY W		282		13260		
354	NETHRLNDS		1253		20840		
359	NORWAY				1489		
376	SWITZRLND		235		31706		
400	U STATES		535995		5306686		
			558194		5813761		
ELECTRIC OR GAS WELDING APP							
100	U KINGDOM		3888		71685	6173	
318	DENMARK				3232		
327	FRANCE		59		233		
335	GERMANY W		9327		14928		
375	SWEDEN				552		
381	ALASKA		91		10667		
400	U STATES		262562		4076538		
			275934		4177835		
RADIO RECEIVING SETS		NO					
100	U KINGDOM	17	3398	531	42779	6174	
234	AUSTRALIA			1	149		
335	GERMANY W	83	4811	668	24063		
347	JAPAN			1	100		
354	NETHRLNDS			23	1494		
375	SWEDEN			1	143		
381	ALASKA			1	50		
400	U STATES	1736	51476	14555	852394		
		1836	59685	15781	921172		
TELEVISION RECEIVING SETS		NO					
100	U KINGDOM			7	4362	6174	
354	NETHRLNDS			2	197		
381	ALASKA			2	541		

IMPORTS INTO CANADA FOR CONSUMPTION

Articles and Countries from which Imported	MONTH OF DECEMBER 1954		TWELVE MONTHS ENDED DECEMBER 1954		Class Number
	Quantities	Values (\$)	Quantities	Values (\$)	
400 U STATES	1917	189412	19074	2075329	
RADIO SET PARTS TARIFF 4450	1917	189412	19085	2080429	6175
100 U KINGDOM		40672		404279	
335 GERMANY W				11549	
354 NETHRLNDS		10014		196759	
375 SWEDEN				68	
376 SWITZRLND				751	
400 U STATES		1484789		10443991	
RADIO TUBE PARTS TARIFF 445P		1535475		11057397	6176
100 U KINGDOM				6752	
354 NETHRLNDS		462		6184	
400 U STATES		496536		4763023	
SOUND EQUIPMENT		496998		4775959	
100 U KINGDOM		5354		125303	6177
224 JAMAICA				201	
234 AUSTRALIA		255		1753	
306 BELGIUM				3481	
327 FRANCE				3219	
335 GERMANY W				2622	
354 NETHRLNDS		10100		38244	
359 NORWAY				117	
376 SWITZRLND				701	
400 U STATES		216881		2517970	
LIGHTING FIXTURES GAS COAL OIL		232590		2693611	6181
100 U KINGDOM		85		14485	
231 HONG KONG				1272	
317 CZECHOS				281	
327 FRANCE				1715	
335 GERMANY W		2599		9116	
344 ITALY		109		109	
347 JAPAN				561	
354 NETHRLNDS				616	
372 SPAIN				3136	
400 U STATES		10127		188339	
GAS MANTLES GAS BURNERS		12920		219630	6182
100 U KINGDOM		184		2655	
327 FRANCE				356	
400 U STATES		1877		43561	
GAS METERS AND PARTS		2061		46572	
100 U KINGDOM		7123		48157	6183
400 U STATES		31595		519468	
PLATES CYLINDERS ENGRAVERS		38718		567625	
100 U KINGDOM		3119		21981	6191
335 GERMANY W				623	
354 NETHRLNDS				2359	
400 U STATES		78036		846577	
PLATES PRINTING 2 COLOURS		81155		871540	
100 U KINGDOM				8586	6192
354 NETHRLNDS		973		973	
400 U STATES		13812		238882	
PLATES FOR PRINTING MUSIC		14785		248441	
400 U STATES		7707		118773	6193
STEREOTYPES ELECTROTYPES NDP		7707		118773	
335 GERMANY W	SQ IN		2080	212	6194
400 U STATES	24104	4905	159070	28771	
MATRICES FOR STEREOTYPES 475A	24104	4905	161150	28983	
327 FRANCE	SQ IN		10000	84	6195
400 U STATES	136568	375	2799921	7904	
STEREOTYPES FOR BOOKS	136568	375	2809921	7988	
100 U KINGDOM	SQ IN		689129	3250	6196
400 U STATES	128789	18467	2028048	190601	
STEREOTYPES FOR ADVERTISEMENTS	128789	18467	2717177	193851	
100 U KINGDOM	SQ IN		27935	843	6197
354 NETHRLNDS	87	54	471	104	
400 U STATES	244410	8788	4103231	160599	
TYPE METAL IN BLOCKS PLATES	244497	8842	4131637	161546	
100 U KINGDOM	LB		13440	2414	6198
400 U STATES			405	112	
TYPE PRINTING CHASES QUOINS			13845	2526	
100 U KINGDOM		4165		26351	6199
231 HONG KONG				4972	
234 AUSTRALIA				677	
318 DENMARK				1130	
327 FRANCE				179	
335 GERMANY W		410		2920	
354 NETHRLNDS		389		4999	
400 U STATES		10826		149627	
PRINTG PLATES FOR PUBLICATIONS		15790		190855	
100 U KINGDOM		485		4669	6200
327 FRANCE				115	

IMPORTS INTO CANADA FOR CONSUMPTION

Articles and Countries from which Imported	MONTH OF DECEMBER 1954		TWELVE MONTHS ENDED DECEMBER 1954		Class Number
	Quantities	Values (\$)	Quantities	Values (\$)	
354 NETHRLNDS		450		2882	
400 U STATES		47071		494715	
MOULDING MATERIAL ELECTROTYPE		48006		502381	6201
400 U STATES		560		21249	
TUNGSTEN BEARING ORES	CWT	560		21249	6208
400 U STATES			72	6164	
CHROME ORE	CWT		72	6164	6210
205 RHOD NYAS			122233	120772	
207 UN SO AFR			417658	267347	
364 PHIL			179200	117325	
400 U STATES	2030	5773	31236	66540	
ANTIMONY OR REGULUS OF	2030	5773	750327	571984	
100 U KINGDOM	LB		1169233	296071	6211
306 BELGIUM	6720	1605	490227	108975	
317 CZECHO S			57640	10263	
335 GERMANY W			42769	8689	
352 MEXICO			100000	25050	
354 NETHRLNDS	15432	3106	117322	27778	
400 U STATES	2340	565	66353	13956	
BISMUTH METALLIC NATURAL	24492	5276	2043544	490782	6212
CINNABAR	LB				6214
COBALT ORE	CWT				6215
359 NORWAY			1	126	
400 U STATES			103	1195	
MANGANESE ORE	CWT		104	1321	6216
100 U KINGDOM	212	2931	1507	14123	
210 G COAST			112000	248625	
215 INDIA			35870	70976	
307 BEL CONGO			44800	96839	
316 CUBA			138880	255931	
327 FRANCE			100	201	
400 U STATES	5302	27413	646089	1590348	
ORES OF METALS N O P	5514	30344	979246	2277043	6217
100 U KINGDOM	CWT		256	1187	
234 AUSTRALIA			1209	2892	
308 BOLIVIA			31845	237077	
363 PERU			170073	1181237	
371 THAILAND	21599	41589	146037	313683	
400 U STATES	1625	3550	29248	110308	
MERCURY OR QUICKSILVER	25224	45139	378668	1846384	6218
100 U KINGDOM	LB		416	1314	
344 ITALY	3800	14313	46924	107722	
352 MEXICO	760	2929	36741	119535	
400 U STATES	7186	24758	160702	403574	
ANODES NICKEL ZINC COPPER ETC	11746	42000	244783	632145	6219
375 SWEDEN				1624	
400 U STATES		3619		25301	
ARTICLES FOR AGRIC IMPLEMENTS		3619		26925	6220
100 U KINGDOM		554		3295	
400 U STATES		22376		551920	
ARTICLES FOR STRAGE BATTERIES		22930		555215	6221
400 U STATES		23902		195443	
BELLS FOR CHURCHES		23902		195443	6222
100 U KINGDOM		797		6467	
327 FRANCE		37211		93156	
354 NETHRLNDS		1575		18548	
376 SWITZRLND				435	
400 U STATES		15301		113346	
BELLS AND GONGS N O P		54884		231952	6223
100 U KINGDOM				6218	
215 INDIA		242		8432	
305 AUSTRIA				121	
306 BELGIUM				9705	
317 CZECHO S				65	
318 DENMARK				74	
327 FRANCE		173		173	
335 GERMANY W		654		11886	
344 ITALY				99	
347 JAPAN		97		1907	
375 SWEDEN		864		5633	
400 U STATES		15248		126461	
SLIDE OR ZIPPER FASTENERS		17278		170774	6225
100 U KINGDOM		310		4055	
305 AUSTRIA				4650	
335 GERMANY W				254	
400 U STATES		3281		76157	
BUCKLES CLASPS EYELETS HOOKS		3591		85116	6226
100 U KINGDOM		13616		95338	
317 CZECHO S				789	

Articles and Countries from which Imported	MONTH OF DECEMBER 1954		TWELVE MONTHS ENDED DECEMBER 1954		Class Number
	Quantities	Values (\$)	Quantities	Values (\$)	
327 FRANCE				1925	
335 GERMANY W		2432		13138	
344 ITALY				2642	
347 JAPAN				78	
376 SWITZRLND				770	
400 U STATES		87406		1026764	
CAGES ANIMAL OF WIRE AND PARTS		103454		1141444	6227
100 U KINGDOM		6365		30476	
306 BELGIUM		129		129	
317 CZECHO 8				126	
335 GERMANY W				1522	
400 U STATES		2465		32481	
CHRONOMETERS COMPASSES SHIPS		8959		64734	6228
100 U KINGDOM		15949		280488	
220 BERMUDA				350	
234 AUSTRALIA				1216	
335 GERMANY W		355		746	
375 SWEDEN				351	
400 U STATES		10354		378757	
METAL ARTICLES FOR JEWELLERY		26658		661908	6229
100 U KINGDOM		262		2997	
231 HONG KONG				2243	
327 FRANCE		53		442	
335 GERMANY W		1089		10845	
400 U STATES		28593		387759	
ARTICLES FOR USE IN FISHERIES		29997		404286	6230
100 U KINGDOM		1603		47351	
327 FRANCE				536	
347 JAPAN				400	
354 NETHRLNDS				735	
359 NORWAY				517	
366 PORTUGAL				6580	
372 SPAIN				2053	
400 U STATES		6122		91344	
ARTICLES N O P FOR MFR SHIPS		7725		149516	6232
100 U KINGDOM		304830		1593804	
318 DENMARK				470	
335 GERMANY W		685		26009	
344 ITALY				485	
354 NETHRLNDS				1031	
359 NORWAY				6421	
375 SWEDEN		1167		2907	
376 SWITZRLND				11559	
381 ALASKA				136	
400 U STATES		306222		4956169	
ELEMENTS FOR LAMP FILAMENTS		612904		6598991	6233
305 AUSTRIA		2130		15883	
354 NETHRLNDS				11001	
400 U STATES		59861		818200	
METAL PTS FOR COVERED BUTTONS		61991		845084	6234
100 U KINGDOM				515	
344 ITALY				327	
400 U STATES		6699		85862	
NAILS TACKS BRASS OR COPPER		6699		86704	6235
100 U KINGDOM		527		1033	
400 U STATES		401		14851	
PATTERNS OF METAL NOT MODELS		928		15884	6236
100 U KINGDOM				494	
400 U STATES		33422		667274	
UMBRELLA PARTS EXCEPT FABRIC		33422		667768	6237
100 U KINGDOM				2047	
305 AUSTRIA		337		529	
306 BELGIUM				574	
327 FRANCE				261	
335 GERMANY W		476		38424	
344 ITALY		795		2918	
347 JAPAN				214	
360 ISRAEL				325	
375 SWEDEN				159	
400 U STATES		39434		419770	
RIVETS BURRS BRASS OR COPPER		41042		465221	6238
100 U KINGDOM		492		2958	
400 U STATES		7684		120603	
SCREWS OF METAL N O P		8176		123561	6240
100 U KINGDOM		2993		7057	
306 BELGIUM		279		1489	
335 GERMANY W		525		14892	
354 NETHRLNDS				1022	
375 SWEDEN		297		1517	
400 U STATES		6118		107454	
SHOE AND CORSET EYELETS HOOKS		10212		133431	6241
335 GERMANY W		101		1506	
344 ITALY		331		10042	

Articles and Countries from which Imported	MONTH OF DECEMBER 1954		TWELVE MONTHS ENDED DECEMBER 1954		Class Number
	Quantities	Values (\$)	Quantities	Values (\$)	
400 U STATES		23916		209208	
TIPS STUDS FOR CURSET CLASPS		24348		220756	6242
100 U KINGDOM				562	
400 U STATES				2781	
TRACTION ENGINE MATERIALS				3343	6243
WIRE FOR SHOE NAILING MACHINES	LB				6245
100 U KINGDOM			2240	240	
335 GERMANY W			12826	1872	
400 U STATES			16655	4173	
			31721	6285	
WIRE NON FERROUS COVERED					6247
100 U KINGDOM		119888		707689	
234 AUSTRALIA		213		213	
335 GERMANY W		80		45582	
354 NETHRLNDS		323		1099	
381 ALASKA				1710	
400 U STATES		220833		2160142	
		341337		2916435	
WIRE TINSEL FOR BRAIDS CORDS					6248
335 GERMANY W				4785	
400 U STATES				10117	
				14902	
WIRE STRANDED NON FERROUS					6249
100 U KINGDOM		161		47347	
335 GERMANY W		485		41153	
354 NETHRLNDS				1434	
375 SWEDEN				902	
381 ALASKA				109	
400 U STATES		12730		157831	
		13376		248776	
WIRE NON FERROUS N O P					6250
100 U KINGDOM		3038		43686	
327 FRANCE				823	
335 GERMANY W				2161	
354 NETHRLNDS		94		2959	
375 SWEDEN				3056	
400 U STATES		24061		286663	
		27193		339348	
NON FERROUS METALS AND PRODUCT					6251
100 U KINGDOM		8335		48318	
306 BELGIUM				505733	
327 FRANCE		430		570	
335 GERMANY W				2219	
344 ITALY		340		680	
347 JAPAN		203		3040	
352 MEXICO				6551	
354 NETHRLNDS		243		1255	
359 NORWAY				350	
375 SWEDEN		31864		172568	
400 U STATES		127329		1973143	
		168744		2714427	
PARTS FOR MFR OF SHUTTLES					6252
100 U KINGDOM				265	
335 GERMANY W				1384	
400 U STATES		7636		71784	
		7636		73433	
HINGES FOR JEWELLERY BOXES					6253
400 U STATES		1278		25759	
		1278		25759	
MATERIALS FOR MFR MINING MACH					6254
335 GERMANY W		30099		30099	
400 U STATES		2807		38959	
		32906		69058	
MAGNESIUM SCRAP	LB				6255
METAL POWDER FRICTION MATERIAL					6256
400 U STATES				723	
				723	
RESIDUES NON FERROUS	CWT				6257
100 U KINGDOM			8247	58045	
400 U STATES		1599	53864	796352	
		1599	62111	854397	



Articles and Countries from which Imported	MONTH OF DECEMBER 1954		TWELVE MONTHS ENDED DECEMBER 1954		Class Number
	Quantities	Values (\$)	Quantities	Values (\$)	
<u>GROUP 7</u>					
<u>NON METALLIC MINERALS</u>					
ASBESTOS PACKING	LB				7001
100 U KINGDOM	12910	10065	83104	48151	
400 U STATES	30192	22762	189536	195618	
	43102	32827	272640	243769	
ASBESTOS BRAKE LINING FOR AUTO		1493		30578	7002
100 U KINGDOM				1229	
335 GERMANY W		30359		239916	
400 U STATES		31852		271723	
ASBESTOS MANUFACTURES N O P		27100		376239	7003
100 U KINGDOM		1996		1996	
305 AUSTRIA		7519		52800	
306 BELGIUM				1664	
344 ITALY				6344	
381 ALASKA		131246		2197219	
400 U STATES		167861		2636262	
ASBESTOS CLUTCH FACINGS AUTO		402		6058	7004
100 U KINGDOM				419	
335 GERMANY W		25763		253083	
400 U STATES		26165		259560	
BRAKE LININGS AND FACINGS NOP		7521		46954	7005
100 U KINGDOM		5687		80864	
400 U STATES		13208		127818	
CHINA CLAY GROUND	CWT				7011
100 U KINGDOM	66915	47312	687807	553543	
400 U STATES	94853	80553	1103112	973532	
	161768	127865	1870919	1527075	
FIRE CLAY GROUND	CWT				7012
100 U KINGDOM	1086	3374	23295	12791	
400 U STATES	147181	35512	1316055	383545	
	148267	38886	1339350	396336	
PIPE CLAY GROUND	CWT				7013
400 U STATES			111999	14836	
			111999	14836	
CLAYS N O P GROUND				1021	7014
100 U KINGDOM				430513	
400 U STATES		29278		431534	
		29278		431534	
ZIRCONIUM SILICATE				7485	7015
234 AUSTRALIA				128441	
400 U STATES		18955		135926	
		18955		9970	7016
ZIRCONIUM OXIDE				9970	
400 U STATES				37417	7017
SAGGARS FOR CERAMIC PRODUCTS		4537		37417	
400 U STATES		4537		37417	
ACTIVATED CLAY TO REFINE OILS				835433	7018
400 U STATES		79237		835433	
		79237		835433	
GROG FOR REFRACTORY MATERIALS	TUN				7019
400 U STATES	559	15664	7189	179070	
	559	15664	7189	179070	
BRICK BUILDING	TUN				7021
400 U STATES	8283	162386	102628	1949872	
	8283	162386	102628	1949872	
BRICK FIRE CHROME		24839		448183	7022
400 U STATES		24839		448183	
BRICK FIRE MAGNESITE		645		6881	7023
100 U KINGDOM		34538		390692	
400 U STATES		35183		397573	
BRICK FIRE 90 PER CENT SILICA				3509	7024
335 GERMANY W		96416		845601	
400 U STATES		96416		849110	
BRICK FIRE 100 OOL THOUSANO				1937	7025
335 GERMANY W		1413		808267	
400 U STATES		92079		810204	
		93492			
BRICK FIRE FURNACE OR KILM		3233		48795	7026
100 U KINGDOM				1636	
335 GERMANY W				62	
375 SWEDEM		232132		2694871	
400 U STATES		235265		2745364	
BRICK FIRE N O P		12410		218965	7027
100 U KINGDOM		672		14413	
318 DENMARK		539		6818	
335 GERMANY W		229587		2192187	
400 U STATES		243208		2432383	
BRICK PAVING	TUN				7028
400 U STATES			1692	26988	
			1692	26988	

IMPORTS INTO CANADA FOR CONSUMPTION

Articles and Countries from which Imported	MONTH OF DECEMBER 1954		TWELVE MONTHS ENDED DECEMBER 1954		Class Number
	Quantities	Values (\$)	Quantities	Values (\$)	
BUILDING BLOCKS BUILDING TILE					
100 U KINGDOM				8769	7029
375 SWEDEN		2457		13413	
400 U STATES		83431		831750	
		85888		853932	
DRAIN PIPES SEWER PIPES N O P					
100 U KINGDOM		1470		51357	7030
381 ALASKA				163	
400 U STATES		28707		481700	
		30177		533220	
DRAIN TILES NOT GLAZED					
100 U KINGDOM				81	7031
400 U STATES				362	
				443	
TILES FOR MOSAIC FLOORING					
100 U KINGDOM		8097		56306	7032
317 CZECHO S				2495	
327 FRANCE				2152	
335 GERMANY W				2866	
344 ITALY		620		4999	
347 JAPAN		6873		99679	
354 NETHRLNDS		251		6345	
400 U STATES		12722		130858	
		28563		305700	
EARTHENWARE TILES FOR ROOFING					
306 BELGIUM		1623		24182	7033
400 U STATES		993		10288	
		2616		34470	
TILES EARTHENWARE N O P					
100 U KINGDOM		75100		690847	7034
306 BELGIUM		5257		27388	
317 CZECHO S				20187	
335 GERMANY W		25954		128732	
344 ITALY		6054		53644	
347 JAPAN		5476		37737	
352 MEXICO				194	
354 NETHRLNDS				646	
372 SPAIN		20246		96403	
390 GERMANY E				1019	
400 U STATES		10333		241729	
		148420		1298526	
CHINA AND PORCELAIN WARE N O P					
100 U KINGDOM		1253		17982	7043
231 HONG KONG				104	
318 DENMARK				117	
327 FRANCE				318	
335 GERMANY W				2807	
340 HUNGARY				115	
344 ITALY				344	
347 JAPAN		210		13636	
390 GERMANY E				92	
400 U STATES		3158		57458	
		4621		92973	
DEMIJOHNS CHURNS CROCKS N O P					
100 U KINGDOM				179	7045
400 U STATES		516		22595	
		516		22774	
TABLEWARE OF CHINA PORCELAIN					
100 U KINGDOM		1023484		10915862	7046
223 BARBADOS				635	
227 BAHAMAS				4080	
231 HONG KONG		1704		19511	
305 AUSTRIA				452	
306 BELGIUM		2854		18674	
317 CZECHO S				729	
318 DENMARK		1388		32586	
326 FINLAND				1297	
327 FRANCE		1679		111949	
335 GERMANY W		4554		162979	
336 GREECE				1485	
340 HUNGARY				1109	
344 ITALY		3728		69910	
347 JAPAN		39754		474586	
354 NETHRLNDS		199		8147	
359 NORWAY		853		3171	
366 PORTUGAL				7351	
372 SPAIN				588	
375 SWEDEN		978		6884	
376 SWITZRLND		297		3517	
384 P RICO				482	
390 GERMANY E		356		6661	
400 U STATES		95327		1004834	
		1177155		12857479	
STONEWARE EARTHENWARE N O P					
100 U KINGDOM		33306		353459	7047
231 HONG KONG		2545		11723	
234 AUSTRALIA				66	
305 AUSTRIA				5170	
306 BELGIUM		1028		5234	
317 CZECHO S				439	
318 DENMARK		808		9603	
327 FRANCE		1664		46844	
335 GERMANY W		4959		48595	
336 GREECE		307		2316	
340 HUNGARY				412	
344 ITALY		4641		63726	

Articles and Countries from which Imported	MONTH OF DECEMBER 1954		TWELVE MONTHS ENDED DECEMBER 1954		Class Number
	Quantities	Values (\$)	Quantities	Values (\$)	
347 JAPAN		24052		321182	
352 MEXICO				1286	
354 NETHRLNDS		55		16813	
359 NORWAY				1040	
366 PORTUGAL				1454	
372 SPAIN		784		4847	
375 SWEDEN		223		5257	
376 SWITZRLND		76		2333	
390 GERMANY E				3889	
400 U STATES		68822		866053	
		143270		1771751	
CHEMICAL STONEWARE ACID RESIST					7048
100 U KINGDOM		809		7956	
400 U STATES		14950		130117	
		15759		138073	
PORCELAIN RUBBER GLOVE FORMS					7049
400 U STATES				16807	
				16807	
ARTIFICIAL TEETH NOT MOUNTED					7051
100 U KINGDOM		119		4557	
327 FRANCE				304	
335 GERMANY W		3517		18289	
344 ITALY				1612	
354 NETHRLNDS				44	
360 ISRAEL				370	
376 SWITZRLND				4002	
400 U STATES		96942		1112026	
		100578		1141604	
BATHS BATHTUBS BASINS ETC NOP					7052
100 U KINGDOM		81495		779637	
335 GERMANY W		24192		78144	
347 JAPAN		702		8935	
354 NETHRLNDS				65	
381 ALASKA				178	
400 U STATES		211914		2304221	
		318303		3171180	
CRUCIBLES N O P AND COVERS					7053
100 U KINGDOM		118		19323	
327 FRANCE				408	
400 U STATES		4374		68785	
		4492		88516	
INSULATORS ELECTRIC PORCELAIN					7055
100 U KINGDOM		3856		110412	
317 CZECHO S		3081		8955	
335 GERMANY W		69		3107	
376 SWITZRLND		358		7115	
400 U STATES		19622		372882	
		26986		502471	
MANUFACTURES OF CLAY N O P					7056
100 U KINGDOM		510		24204	
215 INDIA				3029	
335 GERMANY W				1502	
400 U STATES		52852		593656	
		53362		622391	
BRIQUETTES OF COAL OR COKE	TON				7060
400 U STATES	15264	179015	128163	1583610	
	15264	179015	128163	1583610	
ANTHRACITE SCREENINGS OR DUST	TON				7061
207 UN SO AFR			588	4531	
400 U STATES	1673	5406	3442	14996	
	1673	5406	4030	19527	
ANTHRACITE DOMESTIC SIZES	TON				7062
100 U KINGDOM	12294	185139	141418	2086934	
400 U STATES	219855	2773316	2029877	26013229	
	232149	2958455	2171295	28100231	
ANTHRACITE SMALLER SIZES N O P	TON				7063
100 U KINGDOM	1278	15137	124832	1515931	
207 UN SO AFR			202	1553	
400 U STATES	37986	273128	454523	3525941	
	39264	288265	579557	5043425	
COAL BITUMINOUS AND COAL N O P	TON				7064
100 U KINGDOM			54	336	
400 U STATES	1115002	4843281	15564296	70444802	
	1115002	4843281	15564350	70445138	
COAL LIGNITE	TON				7065
400 U STATES	273	1304	2824	14500	
	273	1304	2824	14500	
COAL EXWAREHOUSED SHIPS STORES	TON				7066
400 U STATES	24147	107777	257933	1172377	
	24147	107777	257933	1172377	
BENZOL	GAL				7070
400 U STATES	210589	98099	1946685	852883	
	210589	98099	1946685	852883	
COAL TAR CRUDE IN BULK	GAL				7071
100 U KINGDOM	800	153	173764	32877	
400 U STATES	58122	10637	688277	131704	
	58922	10790	862041	164581	
COAL PITCH	CWT				7072
100 U KINGDOM	57519	76482	235904	343419	
400 U STATES	52498	84835	834774	1286514	
	110017	161317	1070678	1629933	
CARBOLIC OR HEAVY OIL	GAL				7073
100 U KINGDOM	3041	1334	2331371	480157	
234 AUSTRALIA			4485	1089	
347 JAPAN			312712	59088	
400 U STATES	100740	23293	2347044	401600	
	103781	24627	4995612	941934	

IMPORTS INTO CANADA FOR CONSUMPTION

Articles and Countries from which Imported	MONTH OF DECEMBER 1954		TWELVE MONTHS ENDED DECEMBER 1954		Class Number
	Quantities	Values (\$)	Quantities	Values (\$)	
COKE PETROLEUM 335 GERMANY W 400 U STATES	TON				7074
	220	13173	231	13798	
	26083	355187	285338	4630996	
	26303	368360	285569	4644794	
COKE GROUND FOR BATTERIES	TON				7075
COKE N O P 100 U KINGDOM 400 U STATES	TON				7077
	59	1406	192	4833	
	20466	222121	256744	4084156	
	20525	293527	256936	4088989	
DECANTERS AND TUMBLERS					7079
100 U KINGDOM		292		1666	
305 AUSTRIA				238	
306 BELGIUM		1486		4833	
317 CZECHO S		698		2962	
327 FRANCE				5801	
335 GERMANY W		4900		6695	
344 ITALY		713		713	
347 JAPAN				233	
375 SWEDEN		165		649	
400 U STATES		22188		304797	
		30442		328587	
LAMP CHIMNEYS					7080
335 GERMANY W				61	
400 U STATES		3067		57156	
		3067		57217	
GLASS PLATES FOR OPTICAL MFR					7081
100 U KINGDOM				425	
335 GERMANY W				5088	
400 U STATES		22900		360368	
		22900		365881	
GLASS CARBOYS BOTTLES JARS					7082
100 U KINGDOM		41290		786474	
231 HONG KONG				487	
305 AUSTRIA		84		3848	
306 BELGIUM		111		8203	
317 CZECHO S		400		6903	
318 DENMARK				526	
327 FRANCE		2926		25099	
335 GERMANY W		900		16950	
340 HUNGARY				612	
344 ITALY		192		2948	
347 JAPAN		155		12972	
354 NETHRLNOS				240	
372 SPAIN				3032	
375 SWEDEN		70		2761	
376 SWITZRLND				272	
400 U STATES		381621		4650136	
		427812		5521463	
GLASS TABLEWARE CUT GLASS N O P					7083
100 U KINGDOM		40939		339074	
234 AUSTRALIA				56	
305 AUSTRIA				39776	
306 BELGIUM		23572		190516	
317 CZECHO S		9443		142732	
318 DENMARK		695		3750	
326 FINLAND				2294	
327 FRANCE		1708		20293	
335 GERMANY W		6956		139085	
340 HUNGARY		4149		14671	
344 ITALY		5317		45771	
347 JAPAN		2364		59969	
352 MEXICO				2014	
354 NETHRLNDS		556		20214	
365 POLAND		921		1884	
366 PORTUGAL				8080	
372 SPAIN		136		1316	
375 SWEDEN		4943		60954	
376 SWITZRLND		71		405	
389 IRELAND		169		832	
390 GERMANY E		382		3705	
400 U STATES		104926		1417244	
		207317		2514635	
LAMP BULBS AND TUBING FOR					7084
100 U KINGDOM		1313		5000	
335 GERMANY W				2059	
400 U STATES		172032		1862914	
		173345		1869973	
GLASS SHADES OR GLOBES					7085
100 U KINGDOM				2006	
306 BELGIUM				175	
317 CZECHO S				480	
335 GERMANY W		374		1792	
344 ITALY		96		159	
400 U STATES		6271		56568	
		6741		61180	
LENSES GLASS N O P					7086
100 U KINGDOM				2411	
305 AUSTRIA				2420	
327 FRANCE				2029	
335 GERMANY W		653		17947	
347 JAPAN				4391	
400 U STATES		23136		266146	
		23789		295344	
FRESNEL TYPE LENSES GLOBES					7087
100 U KINGDOM		133		570	

IMPORTS INTO CANADA FOR CONSUMPTION

Articles and Countries from which Imported	MONTH OF DECEMBER 1954		TWELVE MONTHS ENDED DECEMBER 1954		Class Number	
	Quantities	Values (\$)	Quantities	Values (\$)		
400 U STATES		8238		146234	7088	
MOULDED SHAPES FOR ELECT FIXT		8371		146804		
100 U KINGDOM		53		2570	7089	
317 CZECHO S		5452		19034		
327 FRANCE				133		
335 GERMANY W		890		7865		
390 GERMANY E				1014		
400 U STATES		141799		1348325		
HEAT RESISTING GLASSWARE		148194		1378941	7089	
100 U KINGDOM		2415		65657		
317 CZECHO S				1548		
335 GERMANY W		820		10222		
347 JAPAN				112		
376 SWITZRLND				11607		
400 U STATES		232854		2289196		
SHEET GLASS TRANSPNT TO 34 OZ	SQ FT			2378342	7091	
100 U KINGDOM	645339	51167	8487689	677697		
306 BELGIUM	1187003	101722	13150091	1107892		
317 CZECHO S	3500	125	9681399	321339		
327 FRANCE	468152	32347	4286830	271721		
335 GERMANY W	805434	44896	7809163	434649		
347 JAPAN	96820	5330	1178362	52219		
354 NETHRLNDS			24663	2218		
365 POLAND			169800	9044		
375 SWEDEN			200150	10005		
400 U STATES			971750	120738		
	3206248	235587	45959897	3007522		
GLASS FOR PHOTO DRY PLATES						7092
PLATE GLASS NOT OVER 7 SQ FT	SQ FT					
100 U KINGDOM	45619	21014	189080	88952		7093
306 BELGIUM	4407	1811	90038	35982		
327 FRANCE	1428	608	23147	8508		
335 GERMANY W			12640	5781		
400 U STATES	24338	13246	444081	227924		
	75792	36679	758986	367147		
PLATE GLASS 7 TO 25 SQ FT	SQ FT				7094	
100 U KINGDOM	321029	139288	2411460	1006949		
306 BELGIUM	32887	14582	337835	157041		
317 CZECHO S			1503	430		
327 FRANCE	9049	4792	80311	39964		
335 GERMANY W	3869	1695	43697	22689		
400 U STATES	129281	59461	2017994	982162		
	496115	219818	4892800	2209235		
PLATE GLASS N O P	SQ FT				7095	
100 U KINGDOM	212981	107240	2225821	1086969		
306 BELGIUM	76892	41205	934618	500541		
327 FRANCE	10083	4269	128134	62731		
335 GERMANY W	18573	7685	136960	67367		
354 NETHRLNDS			9427	5930		
400 U STATES	950649	408573	7635754	3336136		
	1269178	568972	11070714	5059674		
GERMAN MIRROR PLATE UNSILVERED					7096	
LAMINATED GLASS SHEETS OR MFRS	SQ FT					
100 U KINGDOM	1771	840	166152	86964	7097	
306 BELGIUM	592	2751	8717	7167		
317 CZECHO S			8665	4125		
335 GERMANY W	559	284	70185	37232		
400 U STATES	1470	3326	25322	36026		
	4392	7201	279041	171514		
SHEET GLASS TRANSPNT OVR 34 OZ	SQ FT				7098	
100 U KINGDOM	42378	9901	323483	78850		
306 BELGIUM	126849	37207	1200717	341354		
317 CZECHO S	1069	269	26347	5073		
327 FRANCE	1859	440	38363	11354		
335 GERMANY W	54620	13440	618906	133973		
400 U STATES	102686	33196	1439361	474441		
	329461	94453	3647177	1045045		
GLASS SHEETS WIRED	SQ FT				7099	
100 U KINGDOM	33202	19975	813823	279842		
306 BELGIUM	30840	5121	245545	41825		
327 FRANCE			2799	1123		
335 GERMANY W			53719	9948		
365 POLAND			840	152		
400 U STATES	13798	4361	102518	42551		
	77840	29457	1219244	375441		
ORNAMENTAL COLOURED GLASS	SQ FT				7111	
100 U KINGDOM	28731	9048	263767	77993		
306 BELGIUM	1995	776	25802	6125		
327 FRANCE			1379	933		
335 GERMANY W	1500	1052	6620	2711		
347 JAPAN			45533	7076		
400 U STATES	6935	8411	145262	111732		
	39161	19287	488363	206570		
PAINTED OBSCURED WHITE GLASS	SQ FT				7112	
100 U KINGDOM	124899	17808	1702199	242214		
306 BELGIUM	19370	2434	549677	77470		
317 CZECHO S			59602	2798		
327 FRANCE	3734	398	23291	4394		
335 GERMANY W	3924	2038	28446	9461		
365 POLAND			2940	200		
400 U STATES	93680	33977	1078128	348132		
	245607	56655	3444283	684669		

Articles and Countries from which Imported	MONTH OF DECEMBER 1954		TWELVE MONTHS ENDED DECEMBER 1954		Class Number
	Quantities	Values (\$)	Quantities	Values (\$)	
STAINED OR ORNAMENTAL WINDOWS					7113
100 U KINGDOM		4059		32633	
305 AUSTRIA		2450		2450	
306 BELGIUM				713	
327 FRANCE		7460		39802	
335 GERMANY W				6421	
344 ITALY				5431	
354 NETHRLNDS				794	
389 IRELAND		581		581	
400 U STATES				6579	
		14550		95404	
MIRRORS OF GLASS FRAMED OR NOT					7114
100 U KINGDOM		9615		44887	
306 BELGIUM		17756		254860	
317 CZECHO S				3285	
327 FRANCE				942	
335 GERMANY W		5178		50517	
344 ITALY		346		1972	
347 JAPAN		1649		17114	
354 NETHRLNDS				51	
400 U STATES		20139		424835	
		54683		798463	
GLASS BALLS FOR FIBRES OR YARN					7120
400 U STATES				141943	
				141943	
GLASS TO BE CUT OR MOUNTED					7121
100 U KINGDOM		574		2357	
306 BELGIUM		10543		169811	
317 CZECHO S		1582		13749	
318 DENMARK				72	
327 FRANCE				2000	
335 GERMANY W		5746		80857	
340 HUNGARY		1049		5113	
354 NETHRLNDS		80		3059	
365 POLAND				545	
375 SWEDEN				4762	
400 U STATES		69132		524297	
		88706		806622	
GLASS BLANKS FOR REFLECTORS					7122
400 U STATES		29698		191619	
		29698		191619	
BEADS FOR MFR IMITATION PEARLS					7123
347 JAPAN				119	
400 U STATES		25174		72684	
		25174		72803	
ARTIFICIAL EYES CONTACT LENSES					7124
100 U KINGDOM				680	
335 GERMANY W				150	
354 NETHRLNDS				262	
400 U STATES		61		8967	
		61		10059	
PHOTOGRAPHIC DRY PLATES					7125
100 U KINGDOM		3135		21650	
306 BELGIUM		167		1522	
327 FRANCE		370		866	
400 U STATES		11960		122274	
		15632		146312	
SPECTACLES EYE GLASS LENSES					7126
100 U KINGDOM		760		5454	
305 AUSTRIA		90		1094	
317 CZECHO S				160	
327 FRANCE		2544		26393	
335 GERMANY W		1393		17895	
344 ITALY				752	
347 JAPAN		484		20892	
376 SWITZRLND		299		2372	
400 U STATES		39681		516363	
		45251		591375	
MANUFACTURES OF GLASS N O P					7127
100 U KINGDOM		3497		50532	
231 HONG KONG				458	
305 AUSTRIA		187		4994	
306 BELGIUM		1227		16990	
317 CZECHO S		5415		50303	
318 DENMARK		129		900	
326 FINLAND				212	
327 FRANCE		1450		14974	
335 GERMANY W		1519		39492	
344 ITALY		2052		34015	
347 JAPAN		1319		16997	
354 NETHRLNDS		222		3054	
372 SPAIN		233		978	
375 SWEDEN		1574		22783	
376 SWITZRLND				614	
390 GERMANY E				4116	
400 U STATES		115172		1667895	
		133996		1929307	
GLASS WOOL OR FIBRE GLASS					7128
100 U KINGDOM	LB		13893	8013	
381 ALASKA			9949	2403	
400 U STATES		10496	1519953	375037	
		10496	15630	385453	
GLASS BLOCKS					7129
100 U KINGDOM				258	
317 CZECHO S		762		10345	
400 U STATES		63535		730789	
		64297		741392	

IMPORTS INTO CANADA FOR CONSUMPTION

Articles and Countries from which Imported	MONTH OF DECEMBER 1954		TWELVE MONTHS ENDED DECEMBER 1954		Class Number	
	Quantities	Values (\$)	Quantities	Values (\$)		
PLUMBAGO NOT GROUND OR MFRD 100 U KINGDOM 327 FRANCE 333 MAUAGASCAR 352 MEXICO 359 NORWAY 400 U STATES		2183		174 93 275 15969 8899 28975	7131	
CRUCIBLES PLUMBAGO AND COVERS 100 U KINGDOM 400 U STATES		51 2234		54385		
PLUMBAGO GROUND AND MFRS NOP 100 U KINGDOM 335 GERMANY W 352 MEXICO 376 SWITZRLND 400 U STATES		18251 5514 23765		99577 56939 156516	7132	
PLUMBAGO GROUND AND MFRS NOP 100 U KINGDOM 335 GERMANY W 352 MEXICO 376 SWITZRLND 400 U STATES		5589 174		20242 6590 3154 252	7133	
MICA UNMANUFACTURED 215 INDIA 400 U STATES	CWT		1079 1248	43666 43549	7138	
MICA MANUFACTURES OF 100 U KINGDOM 400 U STATES		305 2489	305 2489	87215		
MICA MANUFACTURES OF 100 U KINGDOM 400 U STATES		2240 26145 28385		14417 351573 365990	7139	
ASPHALTUM OR ASPHALT 100 U KINGDOM 225 TRINIDAD 376 SWITZRLND 381 ALASKA 400 U STATES	CWT	21 116		2598 98436 2505 263	7141	
ASPHALTUM OIL FOR PAVING 400 U STATES		22775 22796	39814 39930	784602 888404		
ASPHALTUM OIL FOR PAVING 400 U STATES	GAL		141092 141092	17550 17550	7143	
OIL FOR CONCENTRATION OF DRES 400 U STATES	GAL		212191 212191	220316 220316	7151	
CRUDE PETROLEUM FOR REFINING 225 TRINIDAD 303 ARABIA 387 VENEZUELA 391 LEBANON 400 U STATES	M GAL		98669 27765 2103156 206567 320860	6559986 2190674 158230502 17402493 28112320	7153	
PETROLEUM TUPS FOR REFINERS 225 TRINIDAD	GAL	190120 19587 21188 230895	14168042 1644790 1904119 17716951	212495975		
PETROLEUM TUPS FOR REFINERS 225 TRINIDAD			2757017	212495975	7154	
FUEL OIL EXWARE SHIPS STORES 347 JAPAN 357 NETH ANT 400 U STATES	GAL		3898805 3898805	289779 289779	7156	
FUEL OIL EXWARE SHIPS STORES 347 JAPAN 357 NETH ANT 400 U STATES		178664 6459 178664	6459 8013207 6459	13104 2188 358729 374021		
CRUDE PETROLEUM LESS THAN 8155 400 U STATES	GAL		8241704		7157	
CRUDE PETROLEUM N O P 400 U STATES	GAL	1780 1780	167 167	12682 1212 12682 1212	7158	
AVIATION GASOLINE 357 NETH ANT 381 ALASKA 400 U STATES	GAL		303703 726622 81556477 82586802	61021 182626 16548880 16792527	7161	
KEROSENE N O P 357 NETH ANT 381 ALASKA 400 U STATES	GAL	114933 12419377 12534310	35394 2407650 2443044	198423 63049 1849327 2110799	7162	
ENGINE DISTILLATE 8017 OR OVER 400 U STATES	GAL	41793 2206630 2248423	8676 238260 246936	1925663 297023 16669286 18891972	7163	
ENGINE DISTILLATE 8017 OR OVER 400 U STATES		360 360	72 72	168770 22611 168770 22611		
GASOLINE UNDER 8236 SP G N O P 357 NETH ANT 381 ALASKA 400 U STATES	GAL	3524137 184193 928625 4636955	441727 34946 139931 616604	69323636 4142174 40187830 113653640	8574251 826507 6112787 15513545	7164
CASINGHEAD GASOLINE BLENDING 400 U STATES	GAL	940219 940219	98784 98784	20339110 2235291 20339110 2235291	7165	
LUB DILS UNUER 25C PER GAL 100 U KINGDOM 400 U STATES	GAL			1275 255 25021297 4692289	7166	
LUB DILS UNUER 25C PER GAL 100 U KINGDOM 400 U STATES		989514 989514	176517 176517	4692544		
PETRO LUB OILS 25C GAL OR OVER 100 U KINGDOM 327 FRANCE 335 GERMANY W 359 NORWAY 381 ALASKA 400 U STATES	GAL	702	773	45127 33552 70 83 91 103 95 48905 4128224 4210962	7167	
PETRO LUB OILS 25C GAL OR OVER 100 U KINGDOM 327 FRANCE	GAL	1750	383	64625 14547 21 135	7168	

IMPORTS INTO CANADA FOR CONSUMPTION

Articles and Countries from which Imported	MONTH OF DECEMBER 1954		TWELVE MONTHS ENDED DECEMBER 1954		Class Number
	Quantities	Values (\$)	Quantities	Values (\$)	
400 U STATES	96357	86917	1739617	1393640	
STOVE OIL NO 1 FUEL OIL	98107	87300	1804263	1408322	7171
100 U KINGDOM			290	58	
357 NETH ANT	6141603	618752	17847546	1820765	
381 ALASKA	1188243	189277	7134418	1237227	
387 VENEZUELA			3163212	298442	
400 U STATES	14426953	1571600	72292130	8136882	
LIGHT FUEL OILS NOS 2 AND 3	21756779	2379629	100437596	11493374	7172
352 MEXICO			20994	2182	
357 NETH ANT	7099999	693811	50701960	4674039	
381 ALASKA	5208	436	21935	2454	
387 VENEZUELA	15281138	1458091	71580027	6592978	
400 U STATES	19611769	2026692	224015743	23133131	
HEAVY FUEL OILS NOS 4 5 AND 6	41998114	4179030	346340659	34404784	7173
100 U KINGDOM			202090	16976	
357 NETH ANT	8694019	431288	79761613	4174211	
381 ALASKA			227923	19233	
387 VENEZUELA	3309219	175053	30913829	1652627	
400 U STATES	12462306	823563	200769209	11900782	
DIESEL FUEL	24465544	1429904	311874664	17763829	7174
100 U KINGDOM			20168	8392	
357 NETH ANT	2473147	244408	6571278	644182	
381 ALASKA	105000	14831	1065054	179232	
400 U STATES	4648770	500348	55701628	6053418	
TRACTOR FUEL	7226917	759587	63358128	6885224	7175
PETROL GREASE LUBRICATING NOP					7181
100 U KINGDOM	4680	1017	27218	6702	
381 ALASKA	15750	2095	162052	22418	
400 U STATES	765640	99541	13996720	1518052	
PETROL JELLIES TOILET MEDICINE	786070	102653	14185990	1547172	7182
100 U KINGDOM				643	
400 U STATES		41861		598705	
PARAFFINE WAX		41861		599348	7183
215 INDIA			7560000	273622	
354 NETHRLNDS	22487	6901	35180	8691	
355 INDONESIA			980000	33323	
400 U STATES	2645485	172997	25666639	1794049	
CANDLES PARAFFINE WAX	2667972	179898	34241819	2109685	7184
318 DENMARK			805	161	
327 FRANCE			275	171	
335 GERMANY W	248	85	8503	3479	
360 ISRAEL			2756	550	
375 SWEDEN			4765	1419	
400 U STATES	34365	11616	276332	93219	
PRODUCTS OF PETROLEUM N O P	34613	11701	293436	98999	7185
100 U KINGDOM			68	192	
381 ALASKA				250	
400 U STATES	573047	261705	11207932	3515686	
LIQUEFIED PETROLEUM GASES	573115	261897	11232414	3525971	7186
400 U STATES	24878041	316662	265319376	3091301	
NAPHTHA INCL SOLVENT NAPHTHA	24878041	316662	265319376	3091301	7187
100 U KINGDOM			30	301	
357 NETH ANT			1115267	125672	
381 ALASKA			9143	2450	
400 U STATES	917960	192512	9472922	2065422	
ARTIFICIAL ABRASIVE GRAINS	917990	192813	10597362	2193845	7191
100 U KINGDOM				852	
335 GERMANY W				4780	
400 U STATES		145478		1546999	
DIAMONDS BLACK BURT FOR BURERS		145478		1552631	7192
100 U KINGDOM					
207 UN SO AFR	6143	23401	105429	573423	
307 BEL CONGO	21638	87804	186970	768377	
309 BRAZIL			469	3953	
314 COLOMBIA			75	1901	
328 FR AFRICA			2246	19220	
335 GERMANY W			20	187	
400 U STATES	60723	242573	985164	4759493	
DIATOMACEOUS EARTH	88504	353778	1280431	6129455	7193
400 U STATES	30066	54259	387459	664016	
EMERY IN BULK	30066	54259	387459	664016	7194
100 U KINGDOM				72	
400 U STATES		15931		200439	
GRINDING WHEELS BONDED		15931		200511	7195
100 U KINGDOM					
335 GERMANY W		1416		28917	
344 ITALY		3258		29944	
354 NETHRLNDS				683	
359 NORWAY		52		153	
				665	

Articles and Countries from which Imported	MONTH OF DECEMBER 1954		TWELVE MONTHS ENDED DECEMBER 1954		Class Number
	Quantities	Values (\$)	Quantities	Values (\$)	
375 SWEDEN				3773	
376 SWITZRLND		179		789	
381 ALASKA				324	
400 U STATES		144063		1574041	
GRINDING STONES BLOCKS BONDED		148968		1639289	7196
100 U KINGDOM				3237	
335 GERMANY W				373	
400 U STATES		9216		240188	
EMERY ART ABRASIVE MFRS N O P		9216		243798	7197
100 U KINGDOM		63		4070	
306 BELGIUM				253	
335 GERMANY W				1417	
344 ITALY		433		3302	
400 U STATES		15456		305539	
GRINDSTONES 36 INCHES OR OVER	NU	15952		314581	7198
100 U KINGDOM			26	2974	
400 U STATES			168	13656	
GRINDSTONES N O P	NU		194	16630	7199
100 U KINGDOM	101	237	370	2013	
400 U STATES	6	144	871	7507	
PUMICE PUMICE STONE LAVA TUSA	107	381	1241	9520	7200
335 GERMANY W				1245	
344 ITALY				4048	
400 U STATES		10492		157735	
SANDPAPER EMERY PAPER CLOTH		10492		163028	7201
100 U KINGDOM		894		5137	
335 GERMANY W		284		6201	
400 U STATES		59072		685402	
BUILDING STONE N O P	CWT	60250		696740	7210
100 U KINGDOM			2507	6666	
400 U STATES	74299	63802	692097	653751	
GRANITE ROUGH	74299	63802	694604	660417	7215
306 BELGIUM				879	
326 FINLAND		5295		19514	
335 GERMANY W				3275	
359 NORWAY				9701	
360 ISRAEL				414	
375 SWEDEN		27554		87925	
400 U STATES		6617		101101	
GRANITE SAWN		39466		222809	7216
207 UN SO AFR				1116	
306 BELGIUM				1393	
326 FINLAND		291		6253	
335 GERMANY W				8020	
359 NORWAY				199	
375 SWEDEN		3558		13611	
400 U STATES		4742		59765	
GRANITE MANUFACTURES		8591		90357	7218
100 U KINGDOM				1785	
306 BELGIUM		2990		4535	
326 FINLAND		9374		111313	
335 GERMANY W		2412		151607	
344 ITALY				100	
359 NORWAY				148	
366 PORTUGAL				3300	
375 SWEDEN		2487		90357	
400 U STATES		1360		39801	
GYPSUM	TON	18623		402986	7221
100 U KINGDOM	34	1248	163	5370	
400 U STATES	21	939	4795	45857	
LIME	55	2137	4958	51227	7223
100 U KINGDOM	CWT	300	7899	6184	
400 U STATES	32505	17616	522621	282768	
PLASTER OF PARIS WALL PLASTER	32805	17814	530520	288952	7224
100 U KINGDOM	CWT		1440	1182	
375 SWEDEN			34	303	
400 U STATES	20375	23594	382174	416889	
CEMENT PORTLAND	20375	23594	383648	418374	7225
100 U KINGDOM	CWT	31385	44506	3032680	2067489
306 BELGIUM				56866	43070
318 DENMARK		6613	8865	22246	30856
327 FRANCE		10000	29253	10000	29253
335 GERMANY W		34825	25063	2673868	1868380
375 SWEDEN				551	831
376 SWITZRLNO				165375	146250
381 ALASKA				96	301
400 U STATES		45847	53510	2061019	2130460
CEMENT MANUFACTURES N O P		128670	161197	8022701	6316890
100 U KINGDOM			2530	29240	7226
375 SWEDEN				8143	
400 U STATES		4218		141817	
		6748		179200	

IMPORTS INTO CANADA FOR CONSUMPTION

Articles and Countries from which Imported	MONTH OF DECEMBER 1954		TWELVE MONTHS ENDED DECEMBER 1954		Class Number
	Quantities	Values (\$)	Quantities	Values (\$)	
WHITE PORTLAND CEMENT CLINKER 400 U STATES	CWT 22829	20607	279598	254149	7227
MARBLE ROUGH	22829	20607	279598	254149	7231
306 BELGIUM				5132	
327 FRANCE				707	
344 ITALY		8874		118291	
366 PORTUGAL				4029	
372 SPAIN				1190	
400 U STATES				49916	
MARBLE SAWN		8874		179265	7232
306 BELGIUM		1391		8712	
327 FRANCE				2169	
344 ITALY		20826		170283	
366 PORTUGAL				1600	
372 SPAIN		1040		1040	
400 U STATES		7200		71017	
MARBLE FOR TOMBSTONES 400 U STATES		30457		254821	7233
MARBLE MANUFACTURES N O P		1348		38913	7234
306 BELGIUM				1503	
327 FRANCE		96		509	
335 GERMANY W		65		3810	
344 ITALY		1213		25884	
400 U STATES		1607		17463	
MARBLE ORNAMENTAL FOR CHURCHES		1790		49169	7235
327 FRANCE		4771		845	
344 ITALY				133777	
400 U STATES		4661		1290	
ROOFING SLATE		4661		135912	7241
366 PORTUGAL	SW				
400 U STATES			227	1208	
SLATE MANUFACTURES N O P		145	5591	1231	37982
100 U KINGDOM		145	5591	1458	39190
335 GERMANY W					7243
344 ITALY					
347 JAPAN					
366 PORTUGAL					
390 GERMANY E					
400 U STATES		629		2741	
BURRSTONES IN BLOCKS		193		4712	7251
400 U STATES	NO				
CHALK CLIFF STONE MICA SCHIST					7252
344 ITALY					
400 U STATES					
CHALK PREPARED					7253
400 U STATES					
CURLING STONES AND HANDLES					7254
100 U KINGDOM	PAIR				
400 U STATES		430	16169	2818	102164
FELDSPAR CRUDE ONLY					7255
FELDSPAR GROUND					7256
400 U STATES	CWT				
FLINT AND GRUOMO FLINT STONE					7257
306 BELGIUM					
318 DENMARK					
327 FRANCE					
400 U STATES					
FLUORSPAR					7258
100 U KINGDOM	CWT				
352 MEXICO		1122	2314	46542	60207
400 U STATES		2397	2122	215953	222110
GANISTER		1640	4423	62297	100618
100 U KINGDOM		5159	8859	324792	382935
400 U STATES					7259
MAGN CARB FOR RUBBER PRODUCTS					7260
400 U STATES	CWT				
MAG OX AND CARB FOR INSULATION					7261
100 U KINGDOM					
400 U STATES					
MAGNESITE CALCINED DEAD BURNED					7262
100 U KINGDOM	CWT				
354 NETHRLNDS					
388 YUGO SLAV					
400 U STATES					
PHOSPHATE ROCK					7263
328 FR AFRICA	CWT				

Articles and Countries from which Imported	MONTH OF DECEMBER 1954		TWELVE MONTHS ENDED DECEMBER 1954		Class Number
	Quantities	Values (\$)	Quantities	Values (\$)	
352 MEXICO 357 METH ANT 400 U STATES			800 224000 12515114	1686 73840 4192358	
SILICA SAND	21359	47639	12897197	477633	
100 U KINGDOM 306 BELGIUM 354 NETHRLNDS 400 U STATES	CWT 1048042	150562	2480 433747 8818 12672208	668 28176 980 1854174	7264
SAND AND GRAVEL N O P	1048042	150562	13117253	1883998	
100 U KINGDOM 400 U STATES	TON 14040	14236	1624 282225	5293 281790	7265
SILEX OR CRYSTALLIZED QUARTZ	14040	14236	283849	287083	
309 BRAZIL 335 GERMANY W 400 U STATES	CWT 2	907	27 108	9361 263	7266
STONE REFUSE	23604	17019	568109	265581	
400 U STATES	23606	17926	568244	275205	
TALC OR SOAPSTONE	TON 385	1716	3674	7559	7267
215 INDIA 327 FRANCE 344 ITALY 400 U STATES	CWT 14993	2266 21575	460 265 19825 227291	950 728 46852 349455	7268
WHITING GILDERS PARIS WHITE	15965	23841	247841	397985	
100 U KINGDOM 327 FRANCE 335 GERMANY W 400 U STATES	CWT 20831	12910 584	83538 27081 500	57069 8485 673	7269
STONE AND MANUFACTURES N O P	5135	9017	105367	187584	
100 U KINGDOM 231 HONG KONG 327 FRANCE 344 ITALY 388 YUGO SLAV 400 U STATES	27866	22511	216486	253811	7270
ROOFING GRANULES				2453 383 104 18692 9080 20400 51112	
400 U STATES	CWT 64562	52851	2126051	1849403	7271
STONE CRUSHED	54562	52851	2126051	1849403	
400 U STATES	TON 39154	33670	545435	541573	7272
QUARTZ PIEZO ELECTRIC	39154	33670	545435	541573	
100 U KINGDOM 309 BRAZIL 400 U STATES	LB 2160	27951	3 31542	394 591547	7273
BLAST FURNACE SLAG	193	4676	2404	26920	
400 U STATES	2353	32627	33949	618861	
BARYTES	CWT 88651	11489	1206764	147606	7280
335 GERMANY W 344 ITALY 400 U STATES	88651	11489	1206764	147606	
CARBONS 3 TO 35 INCHES CIRCUM	CWT 1922	2192	7526 660	8616 897	7281
100 U KINGDOM 327 FRANCE 347 JAPAN 400 U STATES	400	758	16535	29751	
CARBONS OVER 35 INCHES CIRCUM	2322	2950	24721	39264	7282
100 U KINGDOM 327 FRANCE 347 JAPAN 400 U STATES		773		26261 2377	
ELECTRIC LIGHT CARBONS N O P		130		130	
100 U KINGDOM 327 FRANCE 335 GERMANY W 400 U STATES		17411		319486	
CRAYONS		18314		348254	7283
100 U KINGDOM 317 CZECHOS 327 FRANCE 335 GERMANY W 347 JAPAN 354 NETHRLNDS 400 U STATES		39248		562 484308	
DIAMONDS UNSET		39248		484870	7284
100 U KINGDOM 207 UN SO AFR 306 BELGIUM 327 FRANCE 335 GERMANY W 347 JAPAN 354 NETHRLNDS 400 U STATES	LB 17116	5864	1481 9979 2275	1488 19325 2041	7285
100 U KINGDOM 317 CZECHOS 327 FRANCE 335 GERMANY W 347 JAPAN 354 NETHRLNDS 400 U STATES		240	168982	96316	
DIAMONDS UNSET	17116	5864	182717	119170	7286
100 U KINGDOM 207 UN SO AFR 306 BELGIUM 327 FRANCE 335 GERMANY W 347 JAPAN 354 NETHRLNDS 400 U STATES	CARAT 816	100025	8203 1618	1065055 277303	7286
100 U KINGDOM 207 UN SO AFR 306 BELGIUM 327 FRANCE 335 GERMANY W 347 JAPAN 354 NETHRLNDS 400 U STATES	246	18245	22698	3071305	
100 U KINGDOM 207 UN SO AFR 306 BELGIUM 327 FRANCE 335 GERMANY W 347 JAPAN 354 NETHRLNDS 400 U STATES	1504	192495	196 2	21928 250	
100 U KINGDOM 207 UN SO AFR 306 BELGIUM 327 FRANCE 335 GERMANY W 347 JAPAN 354 NETHRLNDS 400 U STATES	132	21724	2802	494510	
100 U KINGDOM 207 UN SO AFR 306 BELGIUM 327 FRANCE 335 GERMANY W 347 JAPAN 354 NETHRLNDS 400 U STATES	792	87570	8420	939162	
100 U KINGDOM 207 UN SO AFR 306 BELGIUM 327 FRANCE 335 GERMANY W 347 JAPAN 354 NETHRLNDS 400 U STATES	1	123	83	25352	
100 U KINGDOM 207 UN SO AFR 306 BELGIUM 327 FRANCE 335 GERMANY W 347 JAPAN 354 NETHRLNDS 400 U STATES			23	3344	

IMPORTS INTO CANADA FOR CONSUMPTION

Articles and Countries from which Imported	MONTH OF DECEMBER 1954		TWELVE MONTHS ENDED DECEMBER 1954		Class Number
	Quantities	Values (\$)	Quantities	Values (\$)	
400 U STATES	274	98903	8372	1364631	
EARTHS CRUDE ONLY	3765	519085	52417	7262840	7287
335 GERMANY W				4947	
400 U STATES				3701	
FOUNRY FACINGS OF ALL KINDS				8648	7288
400 U STATES		3800		70550	
FULLERS EARTH IN BULK ONLY		3800		70550	7289
100 U KINGDOM				5537	
400 U STATES		10384		114172	
GAS IMPORTED BY PIPE LINE		10384		119709	7290
400 U STATES	M FT	83036	47785	6235859	2028647
INSULATORS ELECTRIC N O P		83036	47785	6235859	2028647
100 U KINGDOM				1921	9142
335 GERMANY W					3245
347 JAPAN					541
376 SWITZRLND					4226
400 U STATES		40692		471372	
MAGNESIA PIPE COVERING		42613		488526	7292
100 U KINGDOM				4026	35157
400 U STATES		18719		104399	
MINERAL WOOL N O P		22745		139556	7295
400 U STATES	LB	56396	11022	1395877	155546
SALT TABLE		56396	11022	1395877	155546
400 U STATES	CWT	45	516	475	7718
SALT FOR FISHERIES		45	516	475	7718
224 JAMAICA				122967	20891
227 BAHAMAS				448985	89489
344 ITALY				96000	49250
372 SPAIN				463581	145902
400 U STATES		1139	262	43365	10049
SALT IN BULK N O P		1139	262	1174898	315581
400 U STATES	CWT	363597	77382	5416032	1308995
SALT IN BAGS BARRELS		363597	77382	5416032	1308995
100 U KINGDOM	CWT	12750	13142	138840	153187
400 U STATES		74469	35724	677986	365947
SULPHUR AND BRIMSTONE		87219	48866	816826	519134
400 U STATES	CWT	745563	910209	6202543	7816301
MINERAL SUBSTANCES N O P		745563	910209	6202543	7816301
100 U KINGDOM			4509		130134
205 RHOD NYAS					118042
207 UN SO AFR					313532
231 HONG KONG			132		1049
234 AUSTRALIA					111202
306 BELGIUM					5250
318 DENMARK					303
327 FRANCE			85		1203
335 GERMANY W			418		17706
344 ITALY			7099		77187
347 JAPAN			50		1316
354 NETHRLNDS					792
359 NORWAY					1485
375 SWEDEN					10387
376 SWITZRLND					174
381 ALASKA					1553
390 GERMANY E					171
400 U STATES		295596		3721125	
VERMICULITE CRUDE		307889		4512611	7302
207 UN SO AFR				73117	
400 U STATES		20925		275041	
ASPHALT TILE FOR FLOORING		20925		348158	7303
100 U KINGDOM	SQ FT			16650	1788
400 U STATES		81338	9888	742203	81349
ANDALUSITE KYANITE MULLITE ETC		81338	9888	758853	81337
400 U STATES	CWT	1850	4782	15482	42129
		1850	4782	15482	42129

Articles and Countries from which Imported	MONTH OF DECEMBER 1954		TWELVE MONTHS ENDED DECEMBER 1954		Class Number
	Quantities	Values (\$)	Quantities	Values (\$)	
GROUP 8					
CHEMICALS AND ALLIED PRODUCTS					
ACID BORACIC 25 LBS OR OVER 400 U STATES	LB 383050	19925	2349177	127528	8001
	383050	19925	2349177	127528	
ACID HYDROFLUOSILICIC 400 U STATES	LB 8090	521	104476	12323	8002
	8090	521	104476	12323	
ACID MURIATIC 400 U STATES	LB 22425	789	2633492	42992	8003
	22425	789	2633492	42992	
ACID NITRIC 400 U STATES	LB 106205	5587	862809	42627	8005
	106205	5587	862809	42627	
ACID PHOSPHORIC 100 U KINGDOM 400 U STATES	LB 706 31915	290 3796	706 700593	290 57111	8006
	32621	4086	701299	57401	
ACID SALICYLIC ACETYL SALICYLIC 100 U KINGDOM 335 GERMANY W 344 ITALY 400 U STATES	LB 49028	26375	293548 10472 881	162977 13073 1129	8007
	16107	7038	359796	163294	
	65135	33413	664697	340473	
ACID SULPHURIC 400 U STATES	LB 1086	223	220285	3884	8008
	1086	223	220285	3884	
ACID LACTIC 100 U KINGDOM 318 DENMARK 335 GERMANY W 354 NETHRLNOS 400 U STATES	LB 1057	94	102108 26015 94383	24049 5003 16451	8009
	29420	1395	138082	33966	
	19640	6620	204987	33772	
	56613	3342	565575	113241	
ACID NICOTINIC 100 U KINGDOM 335 GERMANY W 375 SWEDEN 376 SWITZRLND 400 U STATES	LB 770 55	2190 302	770 55 220	2190 302 1566	8010
	674	1837	440	1459	
	1499	4329	85378	238780	
ACID ACETIC AND PYROLIGNEOUS 400 U STATES	GAL 30	96	1156	1390	8012
	30	96	1156	1390	
ACID CITRIC 100 U KINGDOM 306 BELGIUM 400 U STATES	LB 20160	4783	413468 682564	104420 148734	8013
	478	301	4063	1455	
	20638	5084	1100095	254609	
ACID CRESYLIC 100 U KINGDOM 400 U STATES	LB 46870	3731	254894	18953	8015
	10500	1632	126791	11873	
	57370	5363	381685	30826	
XANTHATES FOR DRES 100 U KINGDOM 306 BELGIUM 335 GERMANY W 400 U STATES	LB 31085	5298	40000 40000 264688	7068 8704 51992	8016
	400867	100541	6052993	1495613	
	431952	105839	6397681	1563377	
ACID OXALIC 100 U KINGDOM 335 GERMANY W 354 NETHRLNOS 400 U STATES	LB 23046	2503	71533 279469 153822	11194 29983 21960	8017
	562	124	203430	34546	
	23608	2627	708254	97683	
ACID TANNIC 100 U KINGDOM 306 BELGIUM 327 FRANCE 376 SWITZRLNO 379 TURKEY 400 U STATES	LB 1120	717	14306 7280 63754	7893 5277 9107	8020
	200	248	13206	13551	
	1320	965	221695	18853	
			12838	17222	
			333079	71903	
TARTARIC ACID CRYSTAL OR POWD 100 U KINGDOM 335 GERMANY W 344 ITALY 372 SPAIN 400 U STATES	LB 24640	7045	580320 3307 173890	156231 1016 39043	8021
			4409	1057	
			1169	471	
	24640	7045	763095	197818	
ACIDS N O P 100 U KINGDOM 318 DENMARK 335 GERMANY W 344 ITALY 354 NETHRLNOS 375 SWEDEN 376 SWITZRLNO 400 U STATES	LB 52989	13518	407099 15300 446902	127569 1856 131259	8022
	6	1206	1457	8338	
			2204	667	
			1014	1814	
			273	2384	
	281950	80764	2715073	744713	
	334945	95488	3589322	1018600	

IMPORTS INTO CANADA FOR CONSUMPTION

Articles and Countries from which Imported	MONTH OF DECEMBER 1954		TWELVE MONTHS ENDED DECEMBER 1954		Class Number	
	Quantities	Values (\$)	Quantities	Values (\$)		
ACID ARSENIC	400 U STATES	LB 108893	3928	1099314	38641	8023
		108893	3928	1099314	38641	
ACID ASCORBIC	400 U STATES	LB 6340	38678	33906	249576	8024
		6340	38678	33906	249576	
ACID FORMIC	335 GERMANY W 354 NETHRLNDS 400 U STATES	LB 56176 23496 2667	5678 2639 468	390908 38143 67217	39264 4812 12132	8025
		82339	8785	496268	56208	
ACID CHROMIC	100 U KINGDOM 335 GERMANY W 400 U STATES	LB 50000 25800 75800	11826 6743 18569	210940 109092 842175	49970 24877 209424	8026
ACID CARBOLIC OR PHENOL	100 U KINGDOM 400 U STATES	LB 593860 593860	91094 91094	6000 7927646 7933646	1367 1230781 1232148	8027
AMYL ALCOHOL OR FUSEL OIL	400 U STATES	GAL 225 225	267 267	20729 20729	25191 25191	8032
BUTYL ALCOHOL	400 U STATES	LB 18743 18743	2099 2099	436987 436987	51027 51027	8034
METHYL ETHYL KETONE	400 U STATES	LB 235905 235905	24500 24500	3978332 3978332	534960 534960	8035
ETHYL AND METHYL ALCOHOL	381 ALASKA 400 U STATES	P GAL 174 5365	136 2456	174 2808083	136 905996	8036
		5539	2592	2808257	906132	
RUM TO BE DENATURED	221 B GUIANA 224 JAMAICA 400 U STATES	P GAL 110 110	131 131	991 898 955	1346 1004 1117	8037
		110	131	2844	3467	
ISOPROPYL ALCOHOL	100 U KINGDOM 400 U STATES	GAL 20 20515 20535	61 8540 8601	40 236276 236316	123 111385 111508	8038
CELLULOSE ACETATE PHOTO FILM	400 U STATES				102379 1184930	8046
					102379	
COLLOIDION FOR FILMS ENGRAVERS	400 U STATES	GAL		37	132	8047
				37	132	
CAFFEINE AND SALTS	100 U KINGDOM 327 FRANCE 335 GERMANY W 400 U STATES	LB 330	294	1120 330 2000 12	3577 294 4056 59	8052
		330	294	3462	7986	
COCAINE	100 U KINGDOM 335 GERMANY W 400 U STATES	OZ		615 1033 250 1898	7156 18380 2855 28391	8053
CODEINE AND SALTS	100 U KINGDOM 215 INDIA 335 GERMANY W 354 NETHRLNDS	OZ 9084	44415	118653 16600 1500 2992	588914 88447 8122 18041	8054
		9084	44415	139745	703524	
OPIUM DERIVATIVES N O P	100 U KINGDOM 327 FRANCE 354 NETHRLNDS 400 U STATES	OZ 500	1596	9597 1827 460 294	45596 919 1248 1709	8056
		503	1613	12178	49472	
OPIUM	100 U KINGDOM 400 U STATES	LB		100 5 105	1041 50 1091	8057
QUININE SALTS	100 U KINGDOM 335 GERMANY W 354 NETHRLNDS 400 U STATES	OZ 800	369	1000 9720 16000 49534	394 2931 5236 16670	8059
		800	369	76254	25231	
STRYCHNINE AND SALTS	100 U KINGDOM 400 U STATES	OZ 1165	789	5575 3580 9155	4495 2376 6871	8060
		1165	789			
PREPARATIONS WEED KILLING	100 U KINGDOM 335 GERMANY W 400 U STATES		1989		85500 6024 2535576	8069
			73775		2627100	
NICOTINE AND SALT FOR SPRAYING	100 U KINGDOM 354 NETHRLNDS 400 U STATES	LB 1498	220	3600 4952 84538	2984 3587 83676	8070
		1498	220	93090	90247	

Articles and Countries from which Imported	MONTH OF DECEMBER 1954		TWELVE MONTHS ENDED DECEMBER 1954		Class Number
	Quantities	Values (\$)	Quantities	Values (\$)	
CHLOROPICRIN INSECTICIDES					8071
335 GERMANY W				407	
400 U STATES		3316		114764	
		3316		115171	
SPRAYS IN PKGS NOT OVER 3 LBS					8072
100 U KINGDOM		4215		66418	
335 GERMANY W		78		258	
354 NETHRLNDS				235	
400 U STATES		13239		305147	
		17532		372058	
DISINFECTANTS DIPS SPRAYS NOP					8073
100 U KINGDOM		181652		680607	
234 AUSTRALIA				393	
318 DENMARK				3195	
327 FRANCE				21778	
335 GERMANY W		41205		292108	
347 JAPAN				1625	
354 NETHRLNDS				6707	
359 NORWAY				601	
363 PERU				6489	
376 SWITZRLND		8522		40808	
400 U STATES		427361		6054011	
		658740		7108322	
MEDICINAL PREPARATIONS DRY					8074
100 U KINGDOM		47813		516329	
215 INDIA				3151	
231 HONG KONG		4032		51829	
234 AUSTRALIA				2396	
305 AUSTHIA				349	
306 BELGIUM				6133	
313 CHINA				152	
318 DENMARK		197		1491	
327 FRANCE		8981		145316	
335 GERMANY W		4593		10767	
344 ITALY				966	
347 JAPAN		385		1613	
354 NETHRLNDS				4181	
375 SWEDEN				1119	
376 SWITZRLND		3455		392170	
400 U STATES		397823		4928272	
		467279		6066234	
MEDICINAL PREPARATIONS LIQUID					8075
100 U KINGDOM		2829		46356	
231 HONG KONG		867		3951	
234 AUSTRALIA				1734	
304 ARGENTINA		76		76	
327 FRANCE		4111		51101	
335 GERMANY W				1278	
344 ITALY				695	
354 NETHRLNDS				1252	
376 SWITZRLND		1059		31331	
400 U STATES		72608		1225352	
		81550		1363126	
MEDICINAL PREPARATIONS OTHER					8076
100 U KINGDOM		888		996	
231 HONG KONG		1192		4382	
327 FRANCE				2733	
335 GERMANY W				656	
347 JAPAN				769	
376 SWITZRLND				8128	
400 U STATES		4082		72674	
		6162		90338	
MEDICATED WINES UNDER 40 PROOF	GAL				8077
MENTHOL NATURAL OR SYNTHETIC					8078
100 U KINGDOM		6249		24399	
231 HONG KONG		7141		53785	
234 AUSTRALIA				51525	
309 BRAZIL		7288		16361	
313 CHINA		1747		22292	
335 GERMANY W		1443		1443	
344 ITALY				9059	
354 NETHRLNDS				2087	
400 U STATES		534		31265	
		24402		212216	
PAPAIN					8079
203 B E AFR				37846	
400 U STATES		3131		17920	
		3131		55766	
SPIRITS AND STRONG WATERS	GAL				8081
100 U KINGDOM	27	178	289	2078	
231 HONG KONG	689	3988	6376	36913	
327 FRANCE			356	4028	
400 U STATES	400	4702	5195	59853	
	1116	8868	12216	102872	
EXTRACT OF CASCARA SAGRADA					8082
400 U STATES		109		9015	
		109		9015	
PENICILLIN AND PRODUCTS					8083
100 U KINGDOM		453		29756	
400 U STATES		33727		1107134	
		34180		1136890	
STREPTOMYCIN AND PRODUCTS					8084
100 U KINGDOM		3109		36932	
400 U STATES		32776		214929	
		35885		251861	

Articles and Countries from which Imported	MONTH OF DECEMBER 1954		TWELVE MONTHS ENDED DECEMBER 1954		Class Number
	Quantities	Values (\$)	Quantities	Values (\$)	
SULPHA DRUGS					8085
100 U KINGDOM		4014		60097	
318 DENMARK		4642		48218	
327 FRANCE				2579	
335 GERMANY W				1133	
344 ITALY				2764	
354 NETHRLNDS				4972	
376 SWITZRLND				29857	
400 U STATES		13509		378769	
		22165		528389	
ANTIBIOTICS N O P					8086
100 U KINGDOM				14855	
327 FRANCE				2513	
400 U STATES		240027		4011208	
		240027		4028576	
ANILINE DYES 1 LB OR OVER	LB				8091
100 U KINGDOM	67318	91268	714971	840857	
306 BELGIUM	1930	1917	5770	6635	
318 DENMARK			390	2574	
327 FRANCE	2243	4791	57204	90241	
335 GERMANY W	13465	14633	301854	319434	
344 ITALY			7379	4786	
354 NETHRLNDS			41038	36929	
376 SWITZRLND	44055	102324	512260	1125749	
400 U STATES	313573	375539	3541378	4123667	
	442584	590472	5182244	6550872	
ANILINE AND COAL TAR DYES N O P	LB				8092
318 DENMARK			2749	4603	
400 U STATES	3258	3062	34162	85548	
	3258	3062	36911	90151	
ANILINE OIL CRUDE	LB				8093
400 U STATES			4546	985	
			4546	985	
ANILINE SALTS AND ALIZARIN	LB				8094
100 U KINGDOM	6192	1011	36038	20803	
335 GERMANY W			4780	4386	
376 SWITZRLND			1386	6428	
400 U STATES			6664	1574	
	6192	1011	48868	33191	
COAL TAR BASE OR SALT FOR DYES	LB				8095
100 U KINGDOM	12142	8252	180389	99790	
306 BELGIUM			2108	1798	
327 FRANCE			2200	1259	
335 GERMANY W	25018	25657	322155	142745	
344 ITALY			8813	9114	
354 NETHRLNDS	4500	2524	12689	8598	
376 SWITZRLND			7482	11253	
400 U STATES	72107	43702	463059	398878	
	113767	80135	998895	673435	
CAMWOOD AND SUMAC AND EXTRACT	CWT				8103
400 U STATES			336	3642	
			336	3642	
CHEM COMP FOR DYEING TANNING N O P	CWT				8104
100 U KINGDOM	2913	50838	19364	281753	
327 FRANCE			624	12087	
335 GERMANY W	671	14256	5487	169263	
354 NETHRLNDS			429	17502	
376 SWITZRLND	30	1934	299	24616	
400 U STATES	7492	26971	161551	815163	
	10906	123999	187754	1320384	
BASIC CHROMIC SULPHATE	CWT				8105
100 U KINGDOM	360	2352	3755	27988	
306 BELGIUM			441	3365	
335 GERMANY W			300	2334	
376 SWITZRLND			22	2301	
400 U STATES	990	8941	15067	134716	
	1350	11293	19585	170704	
INDIGO INDIGO PASTE OR EXTRACT	CWT				8106
100 U KINGDOM	199	14828	698	52618	
400 U STATES			14	962	
	199	14828	712	53580	
IRON AND RED LIQUOR FOR DYEING	CWT				8107
400 U STATES			124	1535	
			124	1535	
LOGWOOD AND FUSTIC EXTRACT	CWT				8109
224 JAMAICA	3	130	3	130	
400 U STATES	135	4326	612	18197	
	138	4456	615	18327	
QUEBRACHO EXTRACT	CWT				8111
304 ARGENTINA	4608	50665	44841	494265	
354 NETHRLNDS			175	2156	
362 PARAGUAY			7137	79174	
375 SWEDEN			551	6958	
379 TURKEY			519	1354	
400 U STATES	5	96	8519	107597	
	4613	50761	61742	691504	
TERRA JAPONICA GAMBIER CUTCH	CWT				8113
100 U KINGDOM	90	1378	1596	21292	
400 U STATES			54	670	
	90	1378	1650	21962	
TURMERIC	CWT				8114
100 U KINGDOM			81	1498	
215 INDIA			1437	25021	
224 JAMAICA			56	565	
400 U STATES	3	85	38	842	
	3	85	1612	27926	

Articles and Countries from which Imported	MONTH OF DECEMBER 1954		TWELVE MONTHS ENDED DECEMBER 1954		Class Number
	Quantities	Values (\$)	Quantities	Values (\$)	
NON EDIBLE SEEDS BEANS NUTS 100 U KINGDOM 224 JAMAICA 335 GERMANY W 400 U STATES	CWT 5 32 37	645 622 1267	38 380 2245 1339	1174 1148 64808 10662	8115
CHESTNUT EXTRACT 327 FRANCE 344 ITALY 400 U STATES	CWT		8466 12273 1343	86943 130304 14827	8116
SPRUCE EXTRACT 400 U STATES	CWT 16 16	124 124	5173 5173	22692 22692	8117
MYROBALAN EXTRACT 100 U KINGDOM 400 U STATES	CWT		22 1019	194 4992	8118
WATTLE EXTRACT 203 B E AFR 207 UN SO AFR 400 U STATES	CWT		2114 19933 1614	20390 165462 15969	8119
HEMLOCK EXTRACT 400 U STATES	CWT		197 197	1444 1444	8120
EXTRACTS M O P DYEING TANNING 100 U KINGDOM 215 INDIA 234 AUSTRALIA 327 FRANCE 335 GERMANY W 400 U STATES	CWT 2 1	1970 647	2409 1 2529 660 1148	25099 647 19133 5110 11952	8121
BINITROTOLUOL FOR EXPLOSIVES 400 U STATES	LB 100000 100000	20370 20370	700000 700000	143168 143168	8131
NITRATE COMPOUNDS MOP FOR EXPL 100 U KINGDOM 335 GERMANY W 400 U STATES	LB 45445 45445	4994 4994	33600 48543 612840 694983	3542 7235 67313 78090	8132
BLASTING AND MINING POWDER 400 U STATES	LB 20000 20000	2522 2522	68525 68525	9323 9323	8133
DYNAMITE AND NITRO GLYCERINE 400 U STATES	LB		43195 43195	24908 24908	8134
FIREWORKS FIRECRACKERS 100 U KINGDOM 231 HONG KONG 335 GERMANY W 347 JAPAN 354 NETHRLNDS 359 NORWAY 369 PUKT ASIA 400 U STATES		1903		53459 111666 831 4227 780 210 697 59408	8135
FUSE NON METALLIC 400 U STATES		247 247		6633 6633	8136
GUN RIFLE SPORTING POWDER 100 U KINGDOM 400 U STATES	LB 104717 104717	113814	203500 1218447 1421947	89815 1395970 1485785	8137
EXPLOSIVES M O P 100 U KINGDOM 400 U STATES	LB 47 60378 60425	103 39441 39544	47253 785957 833210	44662 260710 305372	8138
NITROGEN SOLUTION 400 U STATES	CWT 65466 65466	196545 196545	748024 748024	2275640 2275640	8149
NITROGEN FERTILIZER M O P 100 U KINGDOM 359 NORWAY 400 U STATES	CWT		672 1000 19643 21315	1208 2345 56409 59962	8150
AMMONIUM SULPHATE 100 U KINGDOM 335 GERMANY W 400 U STATES	CWT 1648 8752 10400	4493 24478 28971	8540 13310 260178 282028	22623 28894 550103 601620	8151
BASIC SLAG 306 BELGIUM 400 U STATES	CWT		25000 6589 31589	20084 588 20672	8152
POTASH MURIATE OF 100 U KINGDOM 327 FRANCE 335 GERMANY W 390 GERMANY E 400 U STATES	CWT 55115 28166 106613 189894	75982 32841 123609 232432	40 144562 691997 181566 1287595 2305760	516 184195 817575 208548 1484783 2695617	8155
POTASH SULPHATE OF 327 FRANCE 400 U STATES	CWT 46591 7736 54327	75542 13666 89208	80767 174931 255698	142536 309944 452480	8156

IMPORTS INTO CANADA FOR CONSUMPTION

Articles and Countries from which Imported	MONTH OF DECEMBER 1954		TWELVE MONTHS ENDED DECEMBER 1954		Class Number
	Quantities	Values (\$)	Quantities	Values (\$)	
SODA NITRATE OR CUBIC NITRE	CWT				8157
100 U KINGDOM			336	1295	
312 CHILE			17068	53366	
354 NETHRLNDS			110	322	
400 U STATES			341871	740412	
	5394	11914			
	5394	11914	359385	795395	
TRIPLE SUPERPHOSPHATE	CWT				8161
400 U STATES			398025	903349	
	26951	63425			
	26951	63425	398025	903349	
SUPERPHOSPHATE N O P	CWT				8162
100 U KINGDOM			1070	1022	
354 NETHRLNDS			49200	138297	
400 U STATES			216846	210612	
	216846	210612	3554821	3293075	
	216846	210612	3605091	3432394	
PHOSPHATE FERTILIZER N O P	CWT				8163
306 BELGIUM			999	2983	
328 FR AFRICA			79319	47638	
400 U STATES			3120	10638	
	4119	13621	104544	103467	
SULPHATE OF POTASH MAGNESIA	CWT				8164
400 U STATES			1962	1284	
	1962	1284	35589	24296	
	1962	1284	35589	24296	
POTASH FERTILIZER N O P	CWT				8165
335 GERMANY W				364	
400 U STATES				16	
				380	
				2076	
				282	
				2358	
FERTILIZER MIXED	CWT				8166
100 U KINGDOM				273	
328 FR AFRICA				28000	
400 U STATES				44303	
	2592	13134	72576	288893	
	2592	13134			
FERTILIZER MATERIALS N O P	CWT				8167
100 U KINGDOM				344	
327 FRANCE				2	
375 SWEDEN				291	
376 SWITZRLND				1982	
400 U STATES				78144	
	6190	12751		217993	
	6190	12751	80763	243926	
LITHARGE	CWT				8171
100 U KINGDOM				393	
335 GERMANY W				6518	
400 U STATES				5413	
	1048	17112		44	
	1441	23630		20043	
				14586	
				241910	
				326260	
LEAD RED ORY ORANGE MINERAL	LB				8172
100 U KINGDOM				2000	
400 U STATES				361	
	2000	361	177721	28345	
	2000	361	10782	2104	
			188503	30449	
LEAD WHITE DRY	LB				8173
100 U KINGDOM				44800	
400 U STATES				4000	
				48800	
				6650	
				703	
				7353	
LEAD WHITE GROUND IN OIL	LB				8174
100 U KINGDOM				840	
400 U STATES				174	
				1014	
				252	
				56	
				308	
ANTIMONY OXIDE	LB				8179
100 U KINGDOM				20000	
306 BELGIUM				4607	
335 GERMANY W				181460	
400 U STATES				2240	
	29420	8077		511	
	49420	12684		22046	
				5394	
				73652	
				20200	
				68307	
LAMP BLACK	LB				8180
400 U STATES				53680	
	53680	4079		229200	
				229200	
				39616	
				39616	
TITANIUM OXIDE	LB				8181
100 U KINGDOM				1694000	
400 U STATES				308777	
	2623549	323067		18784144	
	4317549	631844		3381482	
				5747907	
				9129389	
CARBON BLACK	LB				8182
335 GERMANY W				1100	
400 U STATES				284	
	3061946	191255		39064082	
	3063246	191255		2463146	
				2463430	
BONE BLACK AND IVORY BLACK	LB				8183
100 U KINGDOM				1500	
400 U STATES				108	
	5300	907		1500	
	6800	1015		258412	
				43742	
				43850	
BLANC FIXE	LB				8184
100 U KINGDOM				6500	
306 BELGIUM				646	
335 GERMANY W				121680	
400 U STATES				11528	
	11023	367		1891	
	10968	662		204983	
	28491	1675		7635	
				12973	
				34027	
BRONZE POWDER	LB				8185
100 U KINGDOM				3008	
400 U STATES				3186	
	175	244		4432	
	175	244		7618	
				6771	
LITHOPONE	LB				8186
100 U KINGDOM				63912	
335 GERMANY W				4046	
354 NETHRLNDS				1801762	
400 U STATES				374042	
	40000	2074		21727	
	85200	5888		4800	
	189112	12008		2822185	
				209610	
				350149	
OXIDE OF COBALT	LB				8187
100 U KINGDOM				2000	
400 U STATES				5277	
	2000	5277		4260	
				2675	
				6935	
				7200	
				7195	
				14395	

Articles and Countries from which Imported	MONTH OF DECEMBER 1954		TWELVE MONTHS ENDED DECEMBER 1954		Class Number
	Quantities	Values (\$)	Quantities	Values (\$)	
OXIDE OF COPPER 100 U KINGDOM 400 U STATES	LB				8188
	11200	4658	142560	53513	
	16000	6078	65793	26563	
	27200	10736	208353	80076	
OXIDES FILLERS COLOURS DRY NOP 100 U KINGDOM 318 DENMARK 327 FRANCE 335 GERMANY W 344 ITALY 354 NETHRLNDS 372 SPAIN 376 SWITZRLND 400 U STATES	LB				8189
	139235	65355	1063196	400573	
			17111	21655	
			21996	4244	
	83323	4688	572177	55882	
			754	871	
			20482	5572	
			325773	7407	
	110	269	385	959	
	548685	23776	6864752	2740648	
	204088	8886626	3237811		
PARIS GREEN DRY 400 U STATES	LB				8190
	1500	481	93300	19384	
	1500	481	93300	19384	
SATIN WHITE 400 U STATES	LB				8191
	158330	2687	591317	10109	
	158330	2687	591317	10109	
ULTRAMARINE BLUE DRY OR PULP 100 U KINGDOM 335 GERMANY W 354 NETHRLNDS 400 U STATES	LB				8192
	40130	7639	456956	84494	
			1655	428	
			3283	412	
	20975	5735	228852	60396	
	61105	13374	690746	145730	
ZINC WHITE OXIDE 100 U KINGDOM 400 U STATES	LB				8193
	107350	13933	356240	37984	
	107350	13933	1713035	224165	
			2069275	262149	
OXIDE OF TIN 100 U KINGDOM 400 U STATES	LB				8194
	5008	4323	69773	61696	
			740	737	
	5008	4323	70513	62433	
OCHREB SIEMNAS AND UMBERS 100 U KINGDOM 400 U STATES	LB				8201
	8990	371	211040	5754	
	50250	2970	1893773	55664	
	59240	3341	2104813	61418	
PUTTY 100 U KINGDOM 400 U STATES	LB				8202
	48791	4798	4392	477	
			416271	59994	
	48791	4798	420663	60471	
ARTISTS AND CHILDRENS COLOURS 100 U KINGDOM 306 BELGIUM 327 FRANCE 335 GERMANY W 354 NETHRLNDS 400 U STATES		10943		243473	8211
				656	
			836	1756	
			416	5495	
				2085	
		23713		396781	
		35908	650246		
GOLD LIQUID PAINT 400 U STATES				5453	8212
				5453	
LIQUID FILLERS AND PAINTS NOP 100 U KINGDOM 335 GERMANY W 354 NETHRLNDS 381 ALASKA 400 U STATES	GAL				8213
	1406	4885	18224	58573	
	120	487	307	1639	
			419	1249	
			158	616	
	37541	185780	500284	1689146	
	39067	191152	519392	1751223	
SPIRIT VARNISHES AND LACQUERS 100 U KINGDOM 306 BELGIUM 335 GERMANY W 376 SWITZRLND 400 U STATES	GAL				8214
	385	2597	2280	16098	
			18	163	
			475	3288	
			103	722	
	5253	21681	59325	251455	
	5638	24278	62201	271726	
STAINS AND OXIDES 100 U KINGDOM 335 GERMANY W 400 U STATES	LB				8215
	1750	2937	15936	23635	
			1173	11255	
	16213	21893	294356	276048	
	17963	24830	311465	310938	
VARNISHES LACQUERS JAPANS NOP 100 U KINGDOM 318 DENMARK 327 FRANCE 335 GERMANY W 354 NETHRLNDS 375 SWEDEN 376 SWITZRLND 381 ALASKA 400 U STATES	GAL				8216
	387	1240	6881	22143	
	41	204	278	1288	
			15	295	
			34	362	
			1110	6003	
			27	130	
			111	638	
			46	137	
	18581	48698	221452	644869	
		19009	50142	229954	
ALCOHOLIC PERFUMES UNDER 4 OZ 100 U KINGDOM 231 HONG KONG 327 FRANCE 335 GERMANY W 344 ITALY 354 NETHRLNDS 360 ISRAEL 372 SPAIN 400 U STATES		1567		21184	8221
		62		183	
		10172		186118	
		2707		37062	
				553	
				1316	
				2218	
		165		709	
		11963		215915	
		28636		465258	
ALCOHOLIC PERFUMES OVER 4 OZ 100 U KINGDOM	GAL		350	18112	8222

IMPORTS INTO CANADA FOR CONSUMPTION

Articles and Countries: from which imported	MONTH OF DECEMBER 1954		TWELVE MONTHS ENDED DECEMBER 1954		Class Number
	Quantities	Values (\$)	Quantities	Values (\$)	
231 HONG KONG			26	297	
327 FRANCE	2	108	419	24925	
335 GERMANY W			159	3150	
400 U STATES	15	202	1170	9230	
POMMES FRENCH	17	310	2124	55714	8223
PERFUMERY TOILET PREPARATIONS	LB				8224
100 U KINGDOM		6871		58131	
231 HONG KONG				59	
236 NEW ZEAL		203		203	
306 BELGIUM		172		531	
327 FRANCE		2979		38248	
335 GERMANY W		2222		39252	
344 ITALY		229		3259	
347 JAPAN		63		63	
354 NETHRLNDS				900	
372 SPAIN		114		163	
400 U STATES		36452		948788	
CASTILE SOAP		49305		1089597	8231
327 FRANCE	LB		50323	5941	
400 U STATES		276	17189	5904	
COMMON OR LAUNDRY SOAP		700	67512	11845	8232
100 U KINGDOM	LB		20160	1988	
354 NETHRLNDS			44301	5443	
400 U STATES		33450	1055649	135557	
LIQUID SOAP		6148	1120110	142988	8234
100 U KINGDOM	LB		10488	1163	
400 U STATES		53074	842648	175988	
SOAP POWDERS AND FLAKES		8144	853136	177151	8235
100 U KINGDOM	LB	34320	87076	8726	
376 SWITZRLND			1156	568	
400 U STATES		366845	4300291	514469	
TOILET SOAP N O P		47729	4388523	523763	8236
100 U KINGDOM		5100		77556	
305 AUSTRIA				7107	
306 BELGIUM				1750	
318 DENMARK				208	
327 FRANCE		3309		7206	
335 GERMANY W		376		6083	
354 NETHRLNDS				5947	
372 SPAIN		85		261	
376 SWITZRLND				289	
400 U STATES		2647		78040	
WHALE OIL SOAP		11517		184447	8237
400 U STATES	LB				
SOAP N O P		3751	19628	2301	8238
100 U KINGDOM				14072	
234 AUSTRALIA		3943		124	
306 BELGIUM				410	
359 NORWAY				288	
376 SWITZRLND		168		168	
400 U STATES		12996		102130	
ALUM IN BULK NOT CALCINED		17107		117192	8251
100 U KINGDOM	CWT	2531	7879	22052	
335 GERMANY W		329	1419	3169	
400 U STATES		882	8183	39117	
CHLORIDE OF ALUMINUM		3742	17481	64338	8252
400 U STATES	CWT	650	10403	121286	
SULPHATE OF IRON COPPERAS		9189	10403	121286	8253
100 U KINGDDM	CWT	265	400	527	
335 GERMANY W			400	537	
400 U STATES		826	14075	24490	
SULPHATE OF ALUMINA ALUM CAKE		1091	14875	25554	8254
100 U KINGDOM	CWT	7549	193464	320503	
306 BELGIUM			404	847	
335 GERMANY W		414	1027	1725	
400 U STATES		12660	144309	267998	
AMMONIA NITRATE		37284	339204	591073	8261
100 U KINGDOM	LB	81600	84761	5541	
327 FRANCE			1122	155	
335 GERMANY W			22046	800	
400 U STATES		102678	1520686	79521	
SAL AMMONIAC		14217	1628615	86017	8262
100 U KINGDOM	LB	12088	362706	22335	
335 GERMANY W			236539	9403	
354 NETHRLNDS			2200	88	
400 U STATES			11809	2160	
SAL AMMONIAC SKIMMINGS		12088	613254	33986	8263
100 U KINGDOM	LB		4536	273	
335 GERMANY W		29762	102512	7227	
354 NETHRLNDS			33075	2261	

Articles and Countries from which Imported	MONTH OF DECEMBER 1954		TWELVE MONTHS ENDED DECEMBER 1954		Class Number
	Quantities	Values (\$)	Quantities	Values (\$)	
400 U STATES	240	51	133914	14447	
AMMONIA COMPOUNDS N O P	30002	2119	274037	24208	8264
100 U KINGDOM	LB 116172	8513	663776	47235	
327 FRANCE			45862	7462	
335 GERMANY W			59756	5104	
354 NETHRLNDS			6608	737	
400 U STATES	460182	11498	5636500	222917	
AMMONIA ANHYDROUS	576354	20011	6412502	283455	8265
400 U STATES	LB 5299410	223600	54037690	2280305	
ANTIMONY SALTS TARTAR EMETIC	5299410	223600	54037690	2280305	8271
100 U KINGDOM	LB		2240	1063	
400 U STATES	2500	1431	24760	13606	
ARSENOUS OXIDE ARSEN SULPHIOE	2500	1431	27000	14669	8273
COPPER SUBACETATE PRECIPITATE	LB				8274
400 U STATES			400	194	
COPPER SULPHATE			400	194	8275
100 U KINGDOM	LB 140112	14701	1976264	180196	
400 U STATES	100	63	149048	26294	
TIN BICHLORIDE TIN CRYSTALS	140212	14764	2125312	206490	8277
100 U KINGDOM	LB 112	274	612	581	
400 U STATES	915	745	7400	7090	
ZINC CHLORIDE	1027	1019	8012	7671	8278
100 U KINGDOM	LB 29600	2335	151749	11630	
400 U STATES	2870	390	144480	16092	
ZINC SULPHATE	32470	2725	296229	27722	8279
100 U KINGDOM	LB 213292	8163	1791304	71815	
306 BELGIUM	199360	5283	399392	30377	
335 GERMANY W	10990	619	44059	2438	
400 U STATES	423642	14065	579455	38905	
BISMUTH SALTS			2814210	123535	8291
100 U KINGDOM		2730		17899	
400 U STATES				13237	
LEAD ACETATE NOT GROUND		2730		31136	8292
100 U KINGDOM	LB 4001	614	86070	13111	
400 U STATES	400	90	3408	856	
LEAD ARSENATE	4401	704	89478	13967	8293
400 U STATES			98168	16447	
LEAD NITRATE NOT GROUND			98168	16447	8294
100 U KINGDOM	LB		186284	25370	
400 U STATES			51700	9146	
COMPOUNDS OF TETRAETHYL LEAD			237984	34516	8295
400 U STATES	LB 1943469	690073	30590786	11429398	
BROMINE	1943469	690073	30590786	11429398	8301
100 U KINGDOM	LB		52580	3141	
400 U STATES	1580	450	27023	9739	
CHLORINE LIQUID CHLORINE GAS	1580	450	79603	12880	8303
400 U STATES	LB 4700900	130865	64274784	1811338	
IODINE CRUDE	4700900	130865	64274784	1811338	8304
312 CHILE	LB		78105	93498	
400 U STATES			23982	28008	
IODIZED SALTS FOR ANIMALS			102087	121506	8305
100 U KINGDOM		1630		3575	
400 U STATES		2791		18643	
CALCIUM ARSENATE		4421		22218	8311
400 U STATES	LB		110000	6050	
CALCIUM CHLORIDE			110000	6050	8315
100 U KINGDOM	CWT		11	962	
306 BELGIUM			6700	11686	
335 GERMANY W	1103	2344	2573	5655	
400 U STATES	2961	4618	157096	201832	
CHLORIDE OF LIME	4064	6262	166380	220135	8316
100 U KINGDOM	CWT 1	57	23204	88241	
335 GERMANY W			99	311	
354 NETHRLNDS			330	891	
400 U STATES	296	6234	5815	97401	
CALCIUM MOLYBDATE	297	6291	29448	186844	8318
400 U STATES	LB		121339	73950	
CALCIUM COMPDS N O P EXC CITRATE			121339	73950	8319
100 U KINGDOM	LB 4488	4258	85923	16882	
327 FRANCE			4020	5392	
354 NETHRLNDS			20097	6034	
376 SWITZRLND	1000	2268	2000	4547	
400 U STATES	484976	40851	4718157	579434	
	490464	47377	4830197	612289	

IMPORTS INTO CANADA FOR CONSUMPTION

Articles and Countries from which imported	MONTH OF DECEMBER 1954		TWELVE MONTHS ENDED DECEMBER 1954		Class Number
	Quantities	Values (\$)	Quantities	Values (\$)	
ARGOLS	LB				8321
CREAM OF TARTAR IN CRYSTALS	LB				8322
100 U KINGDOM	2240	518	66440	15526	
335 GERMANY W			17723	3194	
344 ITALY	5512	968	116229	20351	
354 NETHRLNDS			7443	1370	
372 SPAIN			20943	3124	
400 U STATES			18688	4847	
	7752	1486	247466	48412	
POTASH AND PEARL ASH	LB				8323
327 FRANCE			10774	1012	
335 GERMANY W			10263	670	
354 NETHRLNDS			19896	2676	
400 U STATES	29325	2490	214854	18668	
	29325	2490	255787	23026	
POTASH BICARBONATE	LB				8325
100 U KINGDOM			8960	1151	
400 U STATES			500	102	
			9460	1253	
POTASH BICHRUMATE CRUDE	LB				8326
100 U KINGDOM			46000	5652	
335 GERMANY W			2205	343	
400 U STATES	1300	266	255213	36310	
	1300	266	303418	42305	
POTASH CAUSTIC	LB				8327
306 BELGIUM	29700	3158	34016	3579	
327 FRANCE	95497	8963	378507	35523	
335 GERMANY W	77778	5475	581790	41366	
354 NETHRLNDS	11880	844	58932	4842	
375 SWEDEN			12490	2790	
400 U STATES	421230	17854	4379398	199958	
	636085	36294	5445133	288058	
POTASH CHLORATE GROUND	LB				8329
376 SWITZRLND	22046	2820	89092	10990	
400 U STATES			29150	4597	
	22046	2820	118242	15587	
POTASH RED OR YELLOW PRUSSIAE	LB				8330
100 U KINGDOM			200	100	
335 GERMANY W			8809	2606	
400 U STATES	600	241	10525	4339	
	600	241	19534	7045	
POTASH NITRATE OR SALTPETRE	LB				8331
100 U KINGDOM	112	53	112	53	
335 GERMANY W	11023	595	719658	40141	
354 NETHRLNDS			66139	3000	
400 U STATES	425	64	203399	15352	
	11560	712	989308	58546	
POTASH COMPOUNDS N O P	LB				8332
100 U KINGDOM	1707	1138	117078	41215	
327 FRANCE	22046	2327	83980	17658	
335 GERMANY W	550	764	92061	11094	
354 NETHRLNDS	51063	6442	199158	29149	
390 GERMANY E			11245	1473	
400 U STATES	101438	19635	1831537	287844	
	176804	30306	2335059	388433	
CLEANING COMPOUNDS SODIUM BASE	LB				8337
100 U KINGDOM			600	60	
400 U STATES	548382	59508	8177286	911568	
	548382	59508	8177886	911628	
SODA BENZOATE	LB				8338
100 U KINGDDM	11200	3600	116480	37864	
354 NETHRLNDS			3100	775	
400 U STATES			3220	2718	
	11200	3600	122800	41357	
SODA BROMIDE	LB				8339
100 U KINGDOM	13638	5425	21478	8479	
400 U STATES			29467	9373	
	13638	5425	50945	17852	
SODA CITRATE	LB				8340
100 U KINGDOM	224	91	224	91	
400 U STATES	6625	1566	102927	25501	
	6849	1657	103151	25592	
BAKING POWDER	LB				8341
335 GERMANY W	119	228	782	535	
400 U STATES	4136	854	6462	1310	
	4255	1082	7244	1845	
BORAX	LB				8342
100 U KINGDOM			1460	209	
400 U STATES	1510355	43991	16904213	510797	
	1510355	43991	16905673	511006	
GLAUBER SALTS	LB				8343
335 GERMANY W	507062	5271	3160739	31014	
354 NETHRLNDS			44094	622	
400 U STATES	516080	9780	7062639	113343	
	1023142	15051	10267472	144979	
SODA ARSENIATE BINARSENIATE	LB				8344
100 U KINGDOM			64772	5371	
400 U STATES			45000	21972	
			109772	27343	
SODA ASH OR BARILLA	LB				8345
100 U KINGDOM	2779232	34911	91713582	1196158	
400 U STATES	19014400	253636	95952062	1320562	
	21793632	288547	187665644	2516720	
SODA BICARBONATE	LB				8346
100 U KINGDOM	605360	10548	5975255	102491	

IMPORTS INTO CANADA FOR CONSUMPTION

Articles and Countries from which Imported		MONTH OF DECEMBER 1954		TWELVE MONTHS ENDED DECEMBER 1954		Class Number	
		Quantities	Values (\$)	Quantities	Values (\$)		
SODA BICHRUMATE	400 U STATES	854000	17803	10668211	228935	8347	
		1457360	28351	16643466	331426		
SODA BISULPHATE	UR NITRE CAKE	LB				8348	
	400 U STATES	202000	5598	2393310	65233		
		202000	5598	2393310	65233		
	100 U KINGDOM	44800	2302	272468	11972		8349
	335 GERMANY W			24251	918		
	400 U STATES	40800	2124	258290	12385		
	85600	4426	555009	25275			
SODA CAUSTIC IN PACKAGES	100 U KINGDOM	38420	1276	843748	30182	8350	
	375 SWEDEN	2000	332	39070	6206		
	400 U STATES	747760	30329	12143957	478495		
		788180	31937	13026775	514883		
SODA CAUSTIC IN SOLUTION	100 U KINGDOM	6000	460	6000	460	8352	
	400 U STATES	19908504	275541	237503516	3003405		
		19914504	276001	237509516	3003865		
SODA CHLORATE	327 FRANCE	LB		299936	25834	8353	
SODIUM CYANIDE		LB		299936	25834	8354	
	100 U KINGDOM	1172729	145006	6688065	818839		
SODIUM GLUTAMATE	335 GERMANY W	182000	23554	780502	99192	8355	
	354 NETHRLNDS			50000	6747		
	400 U STATES	2000	576	63221	9118		
		1356729	169136	7581788	933896		
SODA HYPOSULPHITE	347 JAPAN	28585	55354	257107	329383	8356	
	400 U STATES	34650	56161	635596	1009405		
		63235	91515	892703	1338788		
SODA NITRITE	100 U KINGDOM	33600	1059	242640	8378	8357	
	400 U STATES	33600	1059	314009	17859		
SODA PEROXIDE		LB		556649	26237	8358	
	100 U KINGDOM	8960	342	916212	36033		
	335 GERMANY W			96964	3480		
	354 NETHRLNDS			4409	162		
	390 GERMANY E	22046	776	22046	776		
	400 U STATES	1900	256	107950	7074		
SODA PHOSPHATE N O P		LB		1147581	47525	8359	
	100 U KINGDOM	79875	10653	420200	56015		
	335 GERMANY W			65252	10295		
	400 U STATES	4100	778	345175	63625		
SODA PRUSSIAE		LB		830627	129935	8360	
	100 U KINGDOM	6726	3996	68338	16370		
	335 GERMANY W			2970	565		
SODA SAL	400 U STATES	300615	30820	5314816	483209	8361	
		307341	34816	5386124	500144		
	100 U KINGDOM			44800	6322		
	306 BELGIUM	33000	3452	358343	35405		
	335 GERMANY W	77069	7953	157538	16253		
	354 NETHRLNDS			80376	8291		
SODA SILICATE	400 U STATES	5000	679	79575	10672	8362	
		115069	12084	720632	76943		
	100 U KINGDOM			20000	343		
SODA SULPHATE CRUDE SALT CAKE	400 U STATES			45000	926	8363	
		LB		65000	1269		
	100 U KINGDOM	127350	3428	667822	19534		
	335 GERMANY W			500	127		
SODA SULPHIDE	400 U STATES	53052	2720	4493470	165216	8364	
		180402	6148	5161792	184877		
	100 U KINGDOM						
SODA SULPHITE	400 U STATES	2365520	21610	22247488	173666	8365	
		2365520	21610	38223289	308986		
	100 U KINGDOM	40320	1464	944212	40066		
	335 GERMANY W			11000	570		
SODIUM COMPOUNDS	400 U STATES	87150	4341	1327629	62103	8366	
		127470	5805	2282841	102739		
	100 U KINGDOM	59456	2387	86128	3770		
	306 BELGIUM	2204600	30300	2724994	41948		
	335 GERMANY W	11023	567	79304	5491		
	400 U STATES	242000	5985	4012525	116673		
SODIUM COMPOUNDS		LB		6902951	167882	8366	
	100 U KINGDOM	235870	22090	1249259	146763		
	305 AUSTRIA			38907	4011		
	318 DENMARK			404138	16514		

IMPORTS INTO CANADA FOR CONSUMPTION

Articles and Countries from which Imported	MONTH OF DECEMBER 1954		TWELVE MONTHS ENDED DECEMBER 1954		Class Number
	Quantities	Values (\$)	Quantities	Values (\$)	
335 GERMANY W	17233	3249	284058	67041	
344 ITALY			3963	5793	
354 NETHRLNDS			19006	2101	
376 SWITZRLND			353	543	
400 U STATES	781933	102845	14050692	1275791	
SODA PHOSPHATE DISODIUM	1035036	128184	16050376	1518557	
400 U STATES	LB				8367
	10900	802	83130	6245	
SODA PHOSPHATE TRISODIUM	10900	802	83130	6245	
100 U KINGDOM	LB				8368
400 U STATES	86900	4358	829980	42337	
	86900	4358	841180	42895	
SODA FLUORIDE	LB				8369
100 U KINGDOM	2250	243	92070	9550	
400 U STATES			116240	18416	
	2250	243	208310	27966	
SODA ANTIMONATE	LB				8370
400 U STATES	50100	14211	317380	84298	
	50100	14211	317380	84298	
ACID PHOSPHATE NOT MEDICINAL	LB				8371
100 U KINGDOM			161520	22823	
400 U STATES	198360	17242	2126577	183736	
	198360	17242	2288097	206559	
BARIUM PEROXIDE	LB				8372
HYDROGEN PEROXIDES IN SOLUTION	LB				8373
335 GERMANY W			31591	4331	
400 U STATES	142768	31374	491415	128128	
	142768	31374	523006	132459	
MAGNESIUM CARBONATE	LB				8374
100 U KINGDOM	22000	1464	713028	49516	
400 U STATES			26440	2401	
	22000	1464	739468	51917	
MAGNESIUM SALTS COMPOUNDS NUP	LB				8375
100 U KINGDOM	48130	11916	323956	64698	
327 FRANCE			220	454	
335 GERMANY W	66000	1025	122680	1895	
354 NETHRLNDS			11030	352	
400 U STATES	1357013	30011	11737439	275193	
	1471143	42952	12195325	342572	
MAGNESIUM SULPHATE EPSOM SALTS	LB				8376
100 U KINGDOM	17024	617	149579	4350	
335 GERMANY W	284000	2374	2733981	27970	
354 NETHRLNDS			113165	1503	
400 U STATES	120000	2437	1734036	36551	
	421024	5428	4730761	70374	
MERCURY SALTS					8377
100 U KINGDOM		3605		12622	
400 U STATES		1742		5850	
		5347		18472	
PHOSPHORUS AND COMPOUNDS N O P	LB				8378
400 U STATES	266	601	162292	30618	
	266	601	162292	30618	
RADIUM					8379
100 U KINGDOM		36110		124789	
303 ARABIA				3000	
306 BELGIUM				60000	
344 ITALY				450	
400 U STATES		269		93894	
		36379		282133	
MOLYBDENUM OXIDE	LB				8380
100 U KINGDOM			456	88	
400 U STATES	38721	25433	422888	207656	
	38721	25433	423344	207744	
ETHYL CHLORIDE	LB				8388
400 U STATES	75016	7573	673530	76344	
	75016	7573	673530	76344	
ACETONE					8389
400 U STATES		940		10161	
		940		10161	
ETHYLENE DICHLORIDE	LB				8390
400 U STATES			80670	8532	
			80670	8532	
AMYL ACETATE					8391
100 U KINGDOM		74		469	
400 U STATES		765		20714	
		839		21183	
BLACKING SHOE LEATHER DRESSING					8392
100 U KINGDOM		6466		44565	
215 INDIA				543	
335 GERMANY W		1861		2700	
354 NETHRLNDS				1204	
359 NORWAY				824	
376 SWITZRLND				275	
400 U STATES		33894		521132	
		42221		571243	
BLUEING LAUNDRY					8393
400 U STATES				10085	
				10085	
CAMPBOR NATURAL OR SYNTHETIC	LB				8394
231 HONG KONG			3000	2122	
335 GERMANY W	1653	791	15577	5981	
400 U STATES	6600	3197	78895	44869	
	8253	3988	97472	52972	

Articles and Countries from which Imported	MONTH OF DECEMBER 1954		TWELVE MONTHS ENDED DECEMBER 1954		Class Number
	Quantities	Values (\$)	Quantities	Values (\$)	
CARBON BISULPHIDE N O P 400 U STATES	LB 49	71	524463	26631	8395
CARBON TETRACHLORIDE 100 U KINGDOM 400 U STATES	LB 11200	1028	11200 614233	1028 50526	8396
CHLOROFORM 100 U KINGDOM 335 GERMANY W 400 U STATES	LB 1100	531	2136 2469	1120 399	8397
CYANIOE OF POTASSIUM 100 U KINGDOM 318 DENMARK 335 GERMANY W 354 NETHRLNDS 400 U STATES	LB 20720	7061	101920 6613	34678 2505	8398
ETHYLENE GLYCOL FOR ANTIFREEZE 400 U STATES	LB 965345	121731	7803376	849908	8399
ETHYLENE GLYCOL N O P 400 U STATES	LB 68260	8715	562035	82907	8400
FORMALDEHYDE 100 U KINGDOM 335 GERMANY W 400 U STATES	LB 553048	21143	3360 6045 7749217	117 974 306328	8401
GLYCERINE CHUDE 400 U STATES	LB 125080	28459	2752820	558372	8402
GLYCERINE FOR EXPLOSIVES 400 U STATES	LB 124720	36498	1574904	458253	8403
GLYCERINE N D P 400 U STATES	LB 42000	12426	193215	60008	8404
INK PRINTING 100 U KINGDOM 318 DENMARK 335 GERMANY W 354 NETHRLNDS 400 U STATES	LB 65964	29331	457977 2375	206611 1788	8405
INK ROTOGRAVURE 100 U KINGDOM 400 U STATES	LB 58929	19231	2100 585025	740 170767	8406
INK WRITING 100 U KINGDOM 231 HONG KONG 335 GERMANY W 400 U STATES		294 134		2652 134	8407
NAPHTHALENE FLAKES AND BALLS 100 U KINGDOM 306 BELGIUM 335 GERMANY W 354 NETHRLNDS 400 U STATES	LB 88395	5080	922134 110795	41845 6313	8408
NITROUS ETHER 400 U STATES	GAL 9	175	23	459	8409
CHEMICALS FOR SYNTHETIC RESINS 100 U KINGDOM 306 BELGIUM 335 GERMANY W 344 ITALY 400 U STATES	LB 92400	15103	22724 372772 438534 1489273	6967 55843 68079 207832	8410
SULPHURIC ETHER 100 U KINGDOM 400 U STATES	LB 92195	21085	1215 1195391	945 321044	8411
THEOBROMINE DIMETHYL SULPHATE 100 U KINGDOM 400 U STATES	LB 92195	21085	1196606	321989	8412
POLISH KNIFE OR OTHER N O P 100 U KINGDOM 234 AUSTRALIA 335 GERMANY W 354 NETHRLNDS 359 NORWAY 375 SWEODEN 376 SWITZRLND 400 U STATES		2636 155		30130 144 2074 579 541 286 1698	8413
VANILLIN 100 U KINGDOM 400 U STATES	LB 800	2489	4549 795	19422 2946	8414

IMPORTS INTO CANADA FOR CONSUMPTION

Articles and Countries from which Imported	MONTH OF DECEMBER 1954		TWELVE MONTHS ENDED DECEMBER 1954		Class Number
	Quantities	Values (\$)	Quantities	Values (\$)	
ALL OTHER DRUGS CHEMICALS NDP					8415
100 U KINGDOM		322945		3012746	
207 UN SD AFR				406	
215 INDIA				9037	
231 HONG KONG		1560		22053	
234 AUSTRALIA				3356	
236 NEW ZEAL		1358		17156	
303 AUSTRIA		59		1066	
306 BELGIUM		56		9639	
317 CZECHOS		106		3647	
318 DENMARK		612		5288	
327 FRANCE		27297		135736	
335 GERMANY W		24067		365085	
336 GREECE		262		262	
340 HUNGARY				375	
344 ITALY				7890	
347 JAPAN		4677		57345	
352 MEXICO		116		116	
354 NETHRLNDS		7385		157764	
359 NORWAY				2352	
372 SPAIN				432	
375 SWEDEN		13057		37719	
376 SWITZRLND		42802		479937	
381 ALASKA		62		1581	
384 P RICO				1130	
400 U STATES		2747010		36410343	
		3193431		40742461	
MATERIALS NUP FOR PLASTICS					8422
100 U KINGDOM		837		28926	
327 FRANCE				608	
335 GERMANY W		34721		73845	
359 NORWAY				6308	
376 SWITZRLND				28963	
400 U STATES		366681		3889945	
		402239		4028595	
CASINGS SYNTHETIC FOR MEATS	LB				8423
100 U KINGDOM	647	901	647	901	
335 GERMANY W			603	992	
400 U STATES	41376	53339	382563	528083	
	42023	54240	383813	529976	
TUNGSTEN CARBIDE IN TUBES					8425
400 U STATES		8726		99637	
		8726		99637	
BUTADIENE					8428
400 U STATES		86299		1314328	
		86299		1314328	
ETHYL BENZENE	GAL				8429
400 U STATES	6380	7276	246466	281634	
	6380	7276	246466	281634	
GASOLINE ANTI OXIDANTS	LB				8430
400 U STATES	55575	46288	292524	250737	
	55575	46288	292524	250737	
SYNTHETIC RESIN GLUE	LB				8431
100 U KINGDOM			3364	949	
318 DENMARK			2000	228	
335 GERMANY W			4618	1791	
376 SWITZRLND			245	230	
400 U STATES	139934	50027	1544891	479311	
	139934	50027	1555118	482509	
RIBOFLAVIN					8432
400 U STATES		12853		347731	
		12853		347731	
YEAST DEAD OR INACTIVE	LB				8433
400 U STATES	71467	19747	357962	144333	
	71467	19747	357962	144333	
CATALYSTS PETROLEUM REFINING					8434
100 U KINGDOM				2774	
400 U STATES		166457		2906459	
		166457		2909233	
FATTY ALCOHOLS					8435
100 U KINGDOM		21654		61136	
306 BELGIUM				50569	
327 FRANCE				71	
335 GERMANY W		399		399	
354 NETHRLNDS		704		906	
400 U STATES		74228		1048796	
		96985		1161877	
MATERIALS NUP FOR CHROM OXIDE					8436
FLUORESCENT COATING OR POWDER	LB				8437
400 U STATES	4618	26536	75470	337036	
	4618	26536	75470	337036	
CELLULOSE ESTERS NO ADMIXTURE					8500
347 JAPAN				446	
400 U STATES		126359		1358914	
		126359		1359360	
CELLULOSE COMPS MOULDING ETC					8530
376 SWITZRLND				2246	
400 U STATES		37760		470048	
		37760		472294	
CELLULOSE PLASTICS FOAM EXPNO					8550
100 U KINGDOM		317		317	
335 GERMANY W				132	
400 U STATES		7844		38648	
		8161		39097	

IMPORTS INTO CANADA FOR CONSUMPTION

Articles and Countries from which Imported	MONTH OF DECEMBER 1954		TWELVE MONTHS ENDED DECEMBER 1954		Class Number
	Quantities	Values (\$)	Quantities	Values (\$)	
CELLULOSE COMPOUNDS N O P 400 U STATES		1388		35330	8570
CELLULOSE PLASTIC PRIM SHAPES 100 U KINGDOM 335 GERMANY W 344 ITALY 400 U STATES		1388		35330	8600
CELLULOSE PLASTIC PRIM SHAPES 100 U KINGDOM 335 GERMANY W 400 U STATES		5150 858 3749 97135 106892		25058 8620 42293 1072308 1148279	8630
CELLULOSE PLASTIC REINFORCED 100 U KINGDOM 335 GERMANY W 400 U STATES		66 19818 19884		2102 146 444816 447064	8650
LAMINATED MOULDED CELL PLASTICS 100 U KINGDOM 400 U STATES		8896 8896		1919 179640 181559	8670
CELL NITRATE ENGRAVING SHEETS 400 U STATES		7881 7881		107980 107980	8700
MFRS OF CELLULOSE PLASTICS NOP 100 U KINGDOM 231 HONG KONG 327 FRANCE 335 GERMANY W 344 ITALY 347 JAPAN 354 NETHRLNDS 359 NORWAY 375 SWEDEN 400 U STATES		20200 199 1676 227 96539 118841		185982 439 3049 4911 828 3990 15198 227 206 1303983 1518813	8720
MFRS OF REGEN CELLULOSE NOP 100 U KINGDOM 306 BELGIUM 326 FINLAND 327 FRANCE 335 GERMANY W 354 NETHRLNDS 375 SWEDEN 376 SWITZRLND 400 U STATES		24476 1506 130 198 72568 99111		232256 1506 1359 130 2506 7852 4684 1818 961219 1213330	8750
SYNTHETIC RESINS NO ADMIXTURE 100 U KINGDOM 335 GERMANY W 359 NORWAY 376 SWITZRLND 400 U STATES		32745 833 4506 792890 830974		360228 9188 35858 5476 12404645 12815395	8770
SYNTHETIC RESINS IN SOLUTIONS 100 U KINGDOM 327 FRANCE 335 GERMANY W 400 U STATES		379 272 689 322278 323618		379 555 9464 3598435 3608833	8800
SYNTH RESIN COMPS MOULDNG ETC 100 U KINGDOM 400 U STATES		28947 285020 313967		117288 3948535 4065823	8830
SYNTH RESINS FOAMED EXPANDED 100 U KINGDOM 335 GERMANY W 354 NETHRLNDS 400 U STATES		1868 26017 27885		1828 8502 3320 333425 347075	8850
SYNTH RESIN COMPOSITIONS NOP 335 GERMANY W 400 U STATES		636 179206 179842		636 1158235 1158871	8870
SYNTH OR PROT PLAST PRIM SHAPES 100 U KINGDOM 318 DENMARK 327 FRANCE 335 GERMANY W 354 NETHRLNDS 400 U STATES		27210 8203 621110 656523		369603 2297 1227 78769 127 5795617 6247640	8900
SYNTH RESIN SHAPES REINFORCED 100 U KINGDOM 400 U STATES		234 99543 99777		1493 1120276 1121769	8930
LAMIN PLASTICS SYN RES BONDED 100 U KINGDOM 400 U STATES		9169 34942 44111		136248 415181 551429	8950
MFRS OF SYNT RES UN PROT PLAST 100 U KINGDOM 231 HONG KONG 234 AUSTRALIA 305 AUSTRIA 306 BELGIUM 318 DENMARK 327 FRANCE 335 GERMANY W		11516 72 108 729 1906		198342 1560 521 5460 2345 2418 20000 49642	

IMPORTS INTO CANADA FOR CONSUMPTION

Articles and Countries from which Imported	MONTH OF DECEMBER 1954		TWELVE MONTHS ENDED DECEMBER 1954		Class Number
	Quantities	Values (\$)	Quantities	Values (\$)	
344 ITALY		458		9797	
347 JAPAN		1389		14773	
354 NETHRLNDS		606		11146	
359 NORWAY				52	
375 SWEDEN		145		3595	
376 SWITZRLND				2690	
400 U STATES		733719		9007356	
		750648		9329697	

Articles and Countries from which Imported	MONTH OF DECEMBER 1954		TWELVE MONTHS ENDED DECEMBER 1954		Class Number
	Quantities	Values (\$)	Quantities	Values (\$)	
GROUP 9					
MISCELLANEOUS COMMODITIES					
FILM FOR REPRODUCTION	FEET				9000
100 U KINGDOM	26041	1462	429353	20924	
207 UN SO AFR			27290	1407	
234 AUSTRALIA			15449	1046	
327 FRANCE			419974	27573	
400 U STATES	344999	18964	4017242	214019	
	371040	20426	4909308	264969	
BAGATELLE OR OTHER GAME BOARDS					9001
100 U KINGDOM		5591		75280	
327 FRANCE				1058	
335 GERMANY W		249		2199	
344 ITALY				507	
375 SWEDEN				16572	
400 U STATES		77405		1542114	
		83245		1637730	
BALLS CUES CUE RACKS CUE TIPS					9002
100 U KINGDOM		4562		29370	
327 FRANCE		831		4354	
400 U STATES		552		8454	
		5945		42178	
BILLIARD TABLES	NO				9003
400 U STATES			27	8009	
			27	8009	
BALLS TENNIS	DOZ				9004
100 U KINGDOM			25537	65780	
400 U STATES			50	249	
			25587	66029	
BALLS ALL KINDS NOP FOR SPORTS					9005
100 U KINGDOM		4814		54915	
215 INDIA				3568	
216 PAKISTAN		356		10485	
234 AUSTRALIA				9895	
236 NEW ZEAL				584	
306 BELGIUM				3021	
318 DENMARK				810	
327 FRANCE		726		7570	
335 GERMANY W				2265	
344 ITALY		143		650	
347 JAPAN		426		2543	
354 NETHRLMDS				6774	
375 SWEDEN		910		910	
400 U STATES		13298		245162	
		20673		349152	
FILMS X RAY					9006
100 U KINGDOM		62194		168031	
306 BELGIUM		137		418256	
375 SWEDEN		5462		10807	
400 U STATES		89034		1730552	
		156827		2327646	
GUN COVERS GAME BAGS					9007
100 U KINGDOM				95	
400 U STATES		473		18782	
		473		18877	
CRICKET BATS BALLS GLOVES					9008
100 U KINGDOM				8074	
234 AUSTRALIA				362	
400 U STATES				637	
				9073	
DOLLS					9009
100 U KINGDOM		14341		174325	
215 INDIA				146	
231 HONG KONG				174	
327 FRANCE		75		1388	
335 GERMANY W		803		30388	
336 GREECE				55	
344 ITALY		545		38591	
347 JAPAN		776		34310	
348 KOREA		100		182	
354 NETHRLMDS				6171	
365 POLAND		1608		7170	
366 PORTUGAL				237	
372 SPAIN				1280	
390 GERMANY E				2787	
400 U STATES		59854		361987	
		78102		659191	
FILMS PHOTOGRAPHERS					9010
100 U KINGDOM		12905		93562	
306 BELGIUM		108		83724	
327 FRANCE				12399	
335 GERMANY W		2235		6403	
347 JAPAN				699	
400 U STATES		200363		1485335	
		215611		1682122	
FILMS CINEMATOGRAPH POSITIVES	FEET				9011
100 U KINGDOM	385210	28601	4085034	286156	
215 INDIA	11312	611	66653	5697	
225 TRINIDAD	567	200	40932	3430	
234 AUSTRALIA			24958	742	
305 AUSTRIA	7546	604	44300	3900	

Articles and Countries from which Imported	MONTH OF DECEMBER 1954		TWELVE MONTHS ENDED DECEMBER 1954		Class Number
	Quantities	Values (\$)	Quantities	Values (\$)	
306 BELGIUM	9793	783	37381	1997	
317 CZECHO S			17484	648	
326 FINLAND			15850	1083	
327 FRANCE	575042	26715	8923125	449096	
335 GERMANY W	7087	567	182962	14517	
344 ITALY	2989	500	66433	6825	
347 JAPAN			25084	1826	
352 MEXICO			840	177	
354 NETHRLNDS	3478	266	18019	1812	
372 SPAIN			4724	378	
376 SWITZRLND			50279	4245	
380 USSR	40488	3204	313763	25163	
383 HAWAII			3100	148	
400 U STATES	5593809	432415	49855938	3570546	
	6637321	494466	63776859	4378386	
FILMS FOR AERIAL PHOTOGRAPHY		251		57262	9012
400 U STATES		251		57262	
FISHING RODS					
100 U KINGDOM		1502		33585	9013
327 FRANCE		56		2216	
335 GERMANY W				2835	
347 JAPAN		1681		20463	
359 NORWAY				108	
375 SWEDEN		297		3187	
376 SWITZRLND				243	
400 U STATES		14712		402745	
		18248		465382	
GOLF CLUBS AND FINISHED PARTS					
100 U KINGDOM		1067		19721	9014
400 U STATES		4666		162635	
		5733		182356	
MECHANICAL TOYS OF METAL					
100 U KINGDOM		21241		225127	9016
305 AUSTRIA				150	
318 DENMARK		176		2433	
327 FRANCE				439	
335 GERMANY W		15790		493631	
344 ITALY		478		3971	
347 JAPAN		20568		512766	
376 SWITZRLND				667	
390 GERMANY E				126	
400 U STATES		53970		753645	
		112223		1992955	
METAL JUVENILE CONSTR SETS					
100 U KINGDOM		14351		227231	9017
335 GERMANY W				4849	
400 U STATES		825		14498	
		15176		246578	
TOYS OF ALL KINDS N O P					
100 U KINGDOM		104762		1208378	9018
207 UN SO AFR				22545	
231 HONG KONG				5923	
234 AUSTRALIA		384		2011	
305 AUSTRIA		221		16133	
306 BELGIUM		6051		30259	
317 CZECHO S				801	
318 DENMARK		205		38526	
327 FRANCE				7414	
335 GERMANY W		24273		381692	
340 HUNGARY				1784	
344 ITALY		2086		20078	
347 JAPAN		27839		759317	
352 MEXICO		193		679	
354 NETHRLNDS				26411	
372 SPAIN				104	
375 SWEDEN		3109		47497	
376 SWITZRLND				7226	
390 GERMANY E		894		35200	
400 U STATES		282266		3782511	
		452283		6394409	
SPORTSMENS FISHING TACKLE MOP					
100 U KINGDOM		19379		297562	9019
231 HONG KONG		295		3789	
234 AUSTRALIA		1509		8708	
305 AUSTRIA				116	
317 CZECHO S				2276	
327 FRANCE		7046		141180	
335 GERMANY W		1837		64707	
344 ITALY				11365	
347 JAPAN		6022		41423	
359 NORWAY		5175		55523	
372 SPAIN		535		4485	
375 SWEDEN				20490	
376 SWITZRLND		1431		21923	
400 U STATES		70669		1942123	
		113898		2615670	
FILMS CINEMATOGRAPH NEGATIVE					
100 U KINGDOM				55	9020
306 BELGIUM				7830	
335 GERMANY W				278	
400 U STATES		2118		132035	
		2118		140198	
BRUSHES ARTISTS					
100 U KINGDOM		1668		54178	9021
327 FRANCE				1931	

Articles and Countries from which Imported	MONTH OF DECEMBER 1954		TWELVE MONTHS ENDED DECEMBER 1954		Class Number	
	Quantities	Values (\$)	Quantities	Values (\$)		
335 GERMANY W				18138	9022	
347 JAPAN		208		2386		
400 U STATES		1885		40902		
		3761		117535		
BRUSHES PAINT AND VARNISH					9022	
100 U KINGDOM		16939		123531		
335 GERMANY W				1381		
347 JAPAN				118		
354 NETHRLMDS				86		
359 NORWAY				377		
400 U STATES		328		24872		
		17267		150365	9023	
BRUSHES TODTH	00Z	5742	8741	51992		
100 U KINGDOM				55933		
231 HONG KONG				8334		
335 GERMANY W				100		
400 U STATES		5506	3829	88770		
		11248	12570	169238	144809	9024
BRUSHES TOILET N O P						
100 U KINGDOM				116607		
231 HONG KONG				533		
306 BELGIUM				3143		
317 CZECHO S				1129		
327 FRANCE		2699		67519		
335 GERMANY W		5174		40582		
344 ITALY				1696		
354 NETHRLMDS		621		7532		
376 SWITZRLND				1338		
390 GERMANY E				375		
400 U STATES		8849		182509		
		23911		422963		
BRUSHES ALL OTHER N O P					9025	
100 U KINGDOM		21463		150652		
231 HONG KONG				385		
306 BELGIUM		222		2276		
317 CZECHO S		263		690		
318 DENMARK				65		
327 FRANCE				2571		
335 GERMANY W		1832		12509		
347 JAPAN		261		829		
354 NETHRLMDS		909		11334		
365 POLAND				724		
376 SWITZRLMD				1065		
400 U STATES		42811		476130		
		67761		659230		
PACKAGES CONTAINING GOODS NOP					9033	
100 U KINGDOM		154024		2063212		
203 B E AFR		42		184		
207 UN SO AFR				93		
214 A E SUDAN				253		
215 INDIA		890		19663		
216 PAKISTAN				1424		
217 CEYLON		556		6189		
218 MALAYA				313		
219 BEI OTHER		11		15		
223 BARBADOS				138		
224 JAMAICA				132		
225 TRINIDAD				1125		
227 BAHAMAS				3662		
228 LEEW WIND				200		
231 HONG KONG		9869		90102		
232 MALTA				32		
234 AUSTRALIA		129		13204		
235 FIJI				2		
236 NEW ZEAL				2391		
304 ARGENTINA		236		64223		
305 AUSTRIA		540		9402		
306 BELGIUM		9116		106469		
309 BRAZIL				37		
313 CHINA		47		241		
314 COLOMBIA				299		
316 CUBA		843		6435		
317 CZECHO S		2183		71348		
318 DENMARK		1339		20656		
326 FINLAND				13579		
327 FRANCE		3429		99981		
335 GERMANY W		28769		333177		
336 GREECE		11		164		
337 GUATEMALA				262		
338 HAITI		14		280		
340 HUNGARY		518		1754		
342 IRAN				1698		
344 ITALY		19383		161141		
347 JAPAN		30290		405886		
352 MEXICO				52475		
353 MOROCCO				1226		
354 NETHRLMOS		12155		276669		
355 INDONESIA				693		
358 NICARAGUA				286		
359 NORWAY		320		2780		
360 ISRAEL				29		
362 PARAGUAY				6228		
365 POLAND		78		7239		
366 PORTUGAL		6		2327		
367 AZORES		26		1297		
372 SPAIN		128		3734		

IMPORTS INTO CANADA FOR CONSUMPTION

Articles and Countries from which Imported		MONTH OF DECEMBER 1954		TWELVE MONTHS ENDED DECEMBER 1954		Class Number
		Quantities	Values (\$)	Quantities	Values (\$)	
	375 SWEDEN		9618		69385	
	376 SWITZRLND		10398		73344	
	381 ALASKA				167	
	386 URUGUAY				12782	
	389 IRELAND		3		159	
	390 GERMANY E		791		13281	
	391 LEBANON				49	
	392 SYRIA				48	
	400 U STATES		115704		3614200	
			411466		7637764	
PACKAGES BARRELS	AND CASKS					9034
	100 U KINGDOM		2920		21007	
	207 UN SO AFR		1146		19949	
	221 B GUIANA		815		11374	
	223 BARBADDS				1492	
	224 JAMAICA		645		7272	
	225 TRINIDAD		18		285	
	231 HONG KONG				232	
	232 MALTA		240		2514	
	234 AUSTRALIA		1140		15846	
	304 ARGENTINA				3179	
	306 BELGIUM				744	
	316 CUBA		10		1001	
	318 DENMARK				280	
	327 FRANCE		555		7103	
	328 FR AFRICA		574		5889	
	335 GERMANY W				95	
	336 GREECE		27		543	
	344 ITALY		232		2417	
	347 JAPAN				214	
	354 NETHRLNDS		278		720	
	359 NORWAY				5443	
	361 PANAMA				490	
	366 PORTUGAL		271		3834	
	372 SPAIN		215		1245	
	375 SWEDEN		100		180	
	384 P RICO				2	
	389 IRELAND		39		1231	
	400 U STATES		15695		93230	
			24920		207731	
PACKAGES BOTTLES	AND CANBOYS					9035
	100 U KINGDOM		52747		417397	
	207 UN SO AFR		937		6521	
	208 BSA OTHER		26		96	
	215 INDIA				2	
	221 B GUIANA		387		3646	
	223 BARBADOS		2530		18868	
	224 JAMAICA		924		9524	
	225 TRINIDAD		1477		16482	
	228 LEEW WIND				66	
	231 HONG KONG				441	
	234 AUSTRALIA		3591		26417	
	306 BELGIUM		18		206	
	312 CHILE		10		10	
	313 CHINA				8	
	315 C RICA				200	
	316 CUBA		420		2397	
	318 DENMARK		104		1897	
	324 ESTONIA				14	
	327 FRANCE		11097		84688	
	328 FR AFRICA		343		2840	
	335 GERMANY W		875		3924	
	336 GREECE		48		1205	
	340 HUNGARY		40		136	
	344 ITALY		2283		21659	
	347 JAPAN		35		212	
	352 MEXICO				6	
	354 NETHRLNDS		1715		10570	
	359 NORWAY		20		258	
	360 ISRAEL				217	
	366 PORTUGAL		1777		11863	
	367 AZORES		80		346	
	372 SPAIN		1721		8829	
	375 SWEDEN		14		143	
	376 SWITZRLND		50		415	
	383 HAWAII				6	
	384 P RICO		754		11293	
	388 YUGO SLAV		196		361	
	389 IRELAND				113	
	400 U STATES		727		30178	
			84946		693454	
PACKAGES CONTAINING	MACHINERY					9036
	100 U KINGDOM		9982		112032	
	306 BELGIUM		43		3280	
	317 CZECHO S				81	
	318 DENMARK				87	
	327 FRANCE				1620	
	335 GERMANY W		1044		11791	
	344 ITALY				349	
	347 JAPAN				240	
	354 NETHRLNDS				220	
	359 NORWAY				3	
	375 SWEDEN		52		10497	
	376 SWITZRLND		135		25356	
	390 GERMANY E				88	
	400 U STATES		4101		73047	
			15357		238691	

Articles and Countries from which Imported	MONTH OF DECEMBER 1954		TWELVE MONTHS ENDED DECEMBER 1954		Class Number
	Quantities	Values (\$)	Quantities	Values (\$)	
ORTHOPEDIC BRACES AND PARTS					
100 U KINGDOM		291		778	9050
400 U STATES		5253		66018	
		5544		66796	
EFFECTS LEFT BY BEQUEST					
100 U KINGDOM		6695		166954	9051
203 B E AFR				100	
207 UN SO AFR				284	
227 BAHAMAS				600	
231 HONG KONG				100	
234 AUSTRALIA				200	
236 NEW ZEAL				385	
305 AUSTRIA				480	
306 BELGIUM		200		300	
317 CZECHO S				100	
318 DENMARK				1944	
327 FRANCE		55		7381	
335 GERMANY W		100		4118	
344 ITALY				484	
347 JAPAN				500	
354 NETHRLNDS		50		3883	
359 NORWAY				1140	
375 SWEDEN				375	
376 SWITZRLND				1486	
379 TURKEY				100	
381 ALASKA		75		175	
383 HAWAII				50	
389 IRELAND				139	
400 U STATES		22618		217422	
		29793		408700	
APPLIANCES BOOTS FOR CRIPPLES					
100 U KINGDOM				81	9052
400 U STATES		624		5846	
		624		5927	
ARTIFICIAL LIMBS AND PARTS					
100 U KINGDOM		299		11184	9053
335 GERMANY W				1014	
375 SWEDEN				149	
400 U STATES		11023		100619	
		11322		112966	
BEAD ORNAMENTS					
100 U KINGDOM		1457		4298	9055
306 BELGIUM				583	
335 GERMANY W		112		606	
344 ITALY				1206	
347 JAPAN				15869	
390 GERMANY E				364	
400 U STATES		1688		19838	
		3257		42764	
BELTS N O P					
100 U KINGDOM		2022		22774	9056
215 INDIA		568		2379	
231 HONG KONG		163		2237	
305 AUSTRIA				209	
317 CZECHO S				480	
318 DENMARK				291	
327 FRANCE		789		23699	
335 GERMANY W				1715	
344 ITALY				606	
352 MEXICO				1329	
354 NETHRLNDS				1250	
376 SWITZRLND				144	
400 U STATES		8930		197467	
		12472		254580	
BLINDS NOT TEXTILE OR PAPER					
100 U KINGDOM		107		406	9057
347 JAPAN		1804		49451	
400 U STATES		876		14637	
		2787		64494	
BOOT SHOE SHIRT STAY LACES					
100 U KINGDOM		590		3582	9058
347 JAPAN		2015		7379	
360 ISRAEL				324	
400 U STATES		1489		13242	
		4094		24627	
BOOTS SHOES AND SLIPPERS FELT	PAIR				
100 U KINGDOM	3878	3603	99784	83890	9059
231 HONG KONG			2990	1349	
354 NETHRLNDS			22481	18785	
400 U STATES	1848	1669	18370	17166	
	5726	5272	143625	121190	
BOOTS SHOES AND SLIPPERS N O P	PAIR				
100 U KINGDOM	6169	8681	149990	178798	9060
231 HONG KONG	8095	4081	103971	49758	
317 CZECHO S			1450	681	
327 FRANCE			2443	1956	
335 GERMANY W	318	375	4270	4582	
338 HAITI			2412	6085	
344 ITALY			6389	8946	
347 JAPAN	125	55	271162	127261	
354 NETHRLNDS	4756	3856	216273	189492	
363 PERU	400	500	400	500	
372 SPAIN			1199	1188	
388 YUGO SLAV			794	776	
392 SYRIA			1000	1200	
400 U STATES	20666	27002	487393	619291	
	40529	44550	1249145	1190514	

IMPORTS INTO CANADA FOR CONSUMPTION

Articles and Countries from which Imported	MONTH OF DECEMBER 1954		TWELVE MONTHS ENDED DECEMBER 1954		Class Number
	Quantities	Values (\$)	Quantities	Values (\$)	
BROOMS AND WHISKS					9061
100 U KINGDOM				107	
231 HONG KONG				199	
340 HUNGARY				11502	
344 ITALY		1470		20124	
354 NETHRLNDS				1686	
400 U STATES		2702		47535	
		4172		81153	
BUTTONS SHOE PAPIER MACHE					9062
335 GERMANY W				51	
400 U STATES		317		4723	
		317		4774	
BUTTONS SHOE N O P					9063
335 GERMANY W				73	
400 U STATES		1878		14588	
		1878		14661	
BUTTONS VEGETABLE IVORY	GROSS				9064
400 U STATES			230	506	
			230	506	
BUTTONS COLLAR AND CUFF	GROSS				9065
100 U KINGDOM	19	735	241	6813	
305 AUSTRIA	20	1292	192	10215	
306 BELGIUM			14	519	
318 DENMARK			2	228	
327 FRANCE			11	121	
335 GERMANY W	44	1769	214	9713	
347 JAPAN			390	492	
376 SWITZRLND			69	4478	
400 U STATES	765	15951	8583	235447	
	848	19747	9716	268026	
BUTTONS N O P	GROSS				9066
100 U KINGDOM	3555	5591	21884	42333	
305 AUSTRIA			1031	1103	
317 CZECHO S	210	314	10548	8893	
318 DENMARK	15	98	56	1239	
327 FRANCE			802	4224	
335 GERMANY W	739	309	43764	37388	
344 ITALY			349	3209	
347 JAPAN			465936	270976	
354 NETHRLNDS	16547	8176	2745	9273	
375 SWEDEN	353	1729		115	
376 SWITZRLND			35	93	
390 GERMANY E			48	140	
400 U STATES	72337	49663	1064834	717012	
	93756	65880	1612034	1095998	
CASES BOXES DESKS FANCY					9067
100 U KINGDOM		26344		369287	
215 INDIA		174		1474	
231 HONG KONG				1111	
234 AUSTRALIA				50	
305 AUSTRIA		795		2347	
306 BELGIUM		210		8485	
316 CUBA				391	
317 CZECHO S				2123	
318 DENMARK				534	
327 FRANCE		2968		35841	
335 GERMANY W		5745		159946	
344 ITALY		1734		28276	
347 JAPAN		2092		31913	
348 KOREA				429	
352 MEXICO		712		3080	
353 MOROCCO				1639	
354 NETHRLNDS		6961		58189	
359 NORWAY				649	
372 SPAIN				828	
375 SWEDEN				712	
376 SWITZRLND		1395		9677	
390 GERMANY E				1180	
400 U STATES		146442		1516336	
		195572		2234417	
CHARITABLE DONATIONS					9068
100 U KINGDOM				250	
231 HONG KONG		61		61	
327 FRANCE				50	
344 ITALY		100		100	
400 U STATES		13767		40677	
		13928		41138	
COMBS TOILET DRESSING FANCY					9069
100 U KINGDOM		1558		23237	
306 BELGIUM				57	
327 FRANCE				1827	
335 GERMANY W		1782		9939	
344 ITALY		95		354	
376 SWITZRLND				1688	
400 U STATES		2604		51376	
		6039		88478	
APPLIANCES FOR THE DEAF PARTS					9070
100 U KINGDDM		338		10650	
318 DENMARK		1525		5570	
335 GERMANY W				491	
400 U STATES		165144		1726703	
		167007		1743414	
FANS					9071
231 HONG KONG		325		597	
347 JAPAN		228		4944	
400 U STATES		140		1070	
		693		6611	

IMPORTS INTO CANADA FOR CONSUMPTION

Articles and Countries from which Imported	MONTH OF DECEMBER 1954		TWELVE MONTHS ENDED DECEMBER 1954		Class Number
	Quantities	Values (\$)	Quantities	Values (\$)	
INSOLES OF ALL KINDS					9072
100 U KINGDOM		1214		10411	
335 GERMANY W				1577	
400 U STATES		75		17418	
		1289		29406	
JEWELLERY N O P					9073
100 U KINGDOM		11847		208285	
207 UN SO AFR				968	
215 INDIA		1763		24687	
217 CEYLON				1503	
221 B GUIANA				118	
224 JAMAICA		144		144	
231 HONG KONG		2977		14532	
234 AUSTRALIA				491	
235 FIJI				192	
236 NEW ZEAL				98	
305 AUSTRIA		2138		66467	
306 BELGIUM				248	
316 CUBA				103	
317 CZECHO S		10796		164214	
318 DENMARK		511		6160	
322 EGYPT		191		191	
327 FRANCE		2461		76545	
335 GERMANY W		62956		713374	
336 GREECE				1007	
337 GUATEMALA				160	
341 ICELAND				123	
344 ITALY		4923		54246	
347 JAPAN		32789		288683	
352 MEXICO		1576		22688	
354 NETHRLNDS		317		8107	
359 NORWAY		103		2382	
366 PORTUGAL				518	
371 THAILAND		1201		5538	
372 SPAIN				4192	
375 SWEOEN				220	
376 SWITZRLNO				17849	
388 YUGO SLAV				413	
390 GERMANY E				6693	
400 U STATES		242285		3152132	
		378978		4843271	
MATS DOOR OR CARRIAGE N O P					9074
400 U STATES		71		2085	
		71		2085	
MATTRESSES					9075
100 U KINGDOM		246		102013	
335 GERMANY W				7450	
354 NETHRLNDS				1473	
381 ALASKA				875	
400 U STATES		2124		61890	
		2370		173701	
PICTURE AND PHOTOGRAPH FRAMES					9076
100 U KINGDOM		1654		20056	
215 INDIA				447	
231 HONG KONG		453		1281	
305 AUSTRIA				2509	
306 BELGIUM		285		468	
317 CZECHO S				255	
318 DENMARK				11084	
327 FRANCE		56		1376	
335 GERMANY W		277		6340	
344 ITALY		1880		23690	
347 JAPAN		78		1416	
352 MEXICO				2120	
354 NETHRLNDS		1259		6796	
372 SPAIN				218	
400 U STATES		27527		330973	
		33469		409029	
POCKET BOOKS PORTFOLIOS PURSES					9077
100 U KINGDOM		41655		582548	
215 INDIA		1675		6234	
218 MALAYA				146	
224 JAMAICA				1797	
231 HONG KONG		506		6231	
234 AUSTRALIA				855	
304 ARGENTINA				279	
305 AUSTRIA		398		10090	
306 BELGIUM		1286		20740	
316 CUBA		2244		31304	
317 CZECHO S				2728	
327 FRANCE		11332		131391	
328 FR AFRICA				303	
335 GERMANY W		10506		155725	
337 GUATEMALA				1628	
338 HAITI				315	
344 ITALY		6123		89391	
347 JAPAN		5220		27642	
352 MEXICO		1283		18556	
353 MOROCCO				9778	
354 NETHRLNDS		10729		39839	
372 SPAIN		210		8142	
375 SWEDEN		915		4387	
376 SWITZRLND		462		45098	
388 YUGO SLAV		707		1272	
389 IRELAND		205		205	
390 GERMANY E				276	

IMPORTS INTO CANADA FOR CONSUMPTION

Articles and Countries from which Imported	MONTH OF DECEMBER 1954		TWELVE MONTHS ENDED DECEMBER 1954		Class Number
	Quantities	Values (\$)	Quantities	Values (\$)	
400 U STATES		171849		2052624	
REFRIGERATORS ELECTRIC N O P		267305		3249524	
100 U KINGDOM	N0 117	8900	1978	145912	9078
317 CZECHO S			1	108	
335 GERMANY W			21	1029	
375 SWEDEN			3	414	
400 U STATES	2539	523996	103720	17612127	
REFRIGERATORS N O P	2656	532896	105723	17759590	
100 U KINGDOM	N0		42	3425	9079
306 BELGIUM			3	472	
400 U STATES	30	2877	2887	392686	
REGALIA AND BADGES	30	2877	2932	396583	
100 U KINGDOM		4477		60270	9080
215 INDIA		500		3511	
216 PAKISTAN				635	
231 HONG KONG				500	
327 FRANCE		877		4264	
335 GERMANY W		1400		11095	
344 ITALY				589	
347 JAPAN		265		1008	
354 NETHRLNDS				751	
400 U STATES		6676		62957	
SHADES LAMP N O P SHADE HOLDERS		14195		145580	
100 U KINGDOM				922	9081
231 HONG KONG		245		4548	
306 BELGIUM				110	
318 DENMARK		946		2148	
326 FINLAND				708	
327 FRANCE				114	
335 GERMANY W				524	
344 ITALY				226	
347 JAPAN				1766	
354 NETHRLNDS				311	
372 SPAIN				230	
376 SWITZRLNO				62	
400 U STATES		11504		153064	
SPECTACLE FRAMES AND PARTS N O P		12695		164733	
100 U KINGDOM		1086		15972	9082
305 AUSTRIA		284		1926	
327 FRANCE		2945		17723	
335 GERMANY W		20922		175920	
344 ITALY				463	
347 JAPAN		1048		3419	
400 U STATES		166333		2048286	
PARTS FOR SPECTACLE FRAMES		192618		2263709	
400 U STATES		52526		394286	9083
TOBACCO PIPES SMOKERS SETS		52526		394286	
100 U KINGDOM		5627		90888	9084
231 HONG KONG				105	
232 MALTA				229	
305 AUSTRIA		518		4932	
317 CZECHO S		111		619	
327 FRANCE		1484		64335	
335 GERMANY W		220		6883	
344 ITALY		1026		55990	
347 JAPAN				714	
354 NETHRLNDS				308	
376 SWITZRLNO				412	
400 U STATES		22537		161029	
TOBACCO POUCHES CIGARETTE CASE		31523		386444	
100 U KINGDOM		2966		31982	9085
231 HONG KONG				279	
305 AUSTRIA				56	
317 CZECHO S		373		1194	
327 FRANCE				1344	
335 GERMANY W		520		6793	
344 ITALY		184		1367	
347 JAPAN		2010		7841	
400 U STATES		925		21816	
TOILET AND MANICURE SETS		6978		72672	
100 U KINGDOM		2240		14143	9086
305 AUSTRIA				2343	
335 GERMANY W		3525		57022	
400 U STATES		2333		43934	
TRUNKS AND VALISES		8098		117442	
100 U KINGDOM		27447		287393	9087
215 INDIA				991	
231 HONG KONG		67		280	
305 AUSTRIA				499	
306 BELGIUM				1971	
317 CZECHO S				15421	
327 FRANCE				6731	
335 GERMANY W		285		22433	
344 ITALY				888	
347 JAPAN		1135		2274	
354 NETHRLNDS				9870	

IMPORTS INTO CANADA FOR CONSUMPTION

Articles and Countries from which Imported	MONTH OF DECEMBER 1954		TWELVE MONTHS ENDED DECEMBER 1954		Class Number
	Quantities	Values (\$)	Quantities	Values (\$)	
375 SWEDEN		84		47840	
376 SWITZRLND				544	
400 U STATES		39957		593425	
UMBRELLAS PARASOLS SUNSHADES		68975		990560	9088
100 U KINGDOM		968		7301	
231 HONG KONG				615	
305 AUSTRIA				1018	
306 BELGIUM				1797	
317 CZECHO S				2249	
327 FRANCE				542	
335 GERMANY W		98		9107	
344 ITALY		362		2253	
347 JAPAN		1067		10305	
354 NETHRLNDS		903		10766	
376 SWITZRLND		1014		3865	
400 U STATES		4508		128259	
WINDOW SHADE OR BLIND ROLLERS		8920		178077	9090
347 JAPAN				1408	
375 SWEDEN		417		10496	
400 U STATES		682		22997	
REFRIGERATOR PARTS		1099		34901	9091
100 U KINGDOM		16293		305936	
318 DENMARK				498	
327 FRANCE				8253	
375 SWEDEN				1439	
400 U STATES		855391		15447169	
HOME OR FARM FREEZERS ELECTRIC	NU	871684		15763295	9092
400 U STATES	1338	286389	23691	4943731	
MINERAL MEDICINAL AERATO WATER	1338	286389	23691	4943731	9103
100 U KINGDOM				2126	
327 FRANCE		6707		177409	
335 GERMANY W				4221	
344 ITALY				385	
400 U STATES		2898		35640	
ACCORDIONS CONCRTNAS MELODEONS		9605		219783	9110
100 U KINGDOM	NO		24	1475	
231 HONG KONG			120	1053	
335 GERMANY W	636	13732	9780	148486	
344 ITALY	664	34426	10311	483499	
354 NETHRLNDS	3	827	7	1568	
359 NORWAY			4	1058	
375 SWEDEN			7	1101	
376 SWITZRLND	146	1572	865	10663	
390 GERMANY E	1151	2394	3266	8639	
400 U STATES	95	2855	943	63123	
BRASS BAND INSTRUMENTS	2695	55806	25327	720665	9111
100 U KINGDOM		16217		171729	
216 PAKISTAN				366	
231 HONG KONG				80	
306 BELGIUM				857	
317 CZECHO S		2398		26824	
327 FRANCE		3311		59190	
335 GERMANY W		916		12003	
344 ITALY		3164		15701	
354 NETHRLNDS		1692		7260	
379 TURKEY				1087	
390 GERMANY E				65	
400 U STATES		20060		197870	
HARPS		47758		493032	9113
400 U STATES	NO		6	5395	
CABINET ORGANS			6	5395	9114
100 U KINGDOM	NO		5	1245	
400 U STATES	1	319	94	19718	
PIPE ORGANS	22	3822	99	20963	9115
335 GERMANY W	23	4141	9	66210	
400 U STATES	NO		2	10396	
ORGAN PARTS N O P	1	8636	7	55814	9116
100 U KINGDOM	1	6757	9	66210	
335 GERMANY W	2	15393			
354 NETHRLNDS		7193		46676	
390 GERMANY E		104		5587	
400 U STATES				828	
PIANOS		9944		252	
100 U KINGDOM		17241		106728	
305 AUSTRIA	NO		351	160071	9117
318 DENMARK	18	5341	1	99391	
327 FRANCE	1	478	6	700	
335 GERMANY W			4	2798	
400 U STATES	81	24009	6	4858	
PIANO PARTS N O P	100	29828	911	5546	
100 U KINGDOM		6329		270242	
335 GERMANY W				383535	
400 U STATES		12938		563	
		19267		112618	
				148849	9118

Articles and Countries from which Imported	MONTH OF DECEMBER 1954		TWELVE MONTHS ENDED DECEMBER 1954		Class Number
	Quantities	Values (\$)	Quantities	Values (\$)	
PIANO AND ORGAN PARTS FOR MFR 100 U KINGDOM 400 U STATES		2604 2123 4727		22462 41702 64164	9119
PHONOGRAPHS GRAMOPHONES MOP 100 U KINGDOM 231 HONG KONG 317 CZECHO S 335 GERMANY W 347 JAPAN 354 NETHRLNOS 375 SWEDEN 376 SWITZRLNO 400 U STATES		1661 23406 1382 59101 85550		35341 351 4000 3922 432 45976 527 7614 795792 893955	9120
PHONOGRAPH RECORDS 100 U KINGDOM 215 INDIA 231 HONG KONG 234 AUSTRALIA 310 BULGARIA 317 CZECHO S 318 DENMARK 326 FINLAND 327 FRANCE 335 GERMANY W 344 ITALY 347 JAPAN 354 NETHRLNOS 375 SWEDEN 376 SWITZRLNO 380 USSR 400 U STATES		38170 224 142 99 169 2456 3270 170 272 159 751 133629 179511		484117 100 3720 3716 88 1433 235 3008 48962 25795 1093 2512 1786 1895 9075 70 1061719 1649324	9121
OTHER MUSICAL INSTRUMENTS 100 U KINGDOM 231 HONG KONG 317 CZECHO S 327 FRANCE 335 GERMANY W 344 ITALY 347 JAPAN 352 MEXICO 354 NETHRLNOS 375 SWEDEN 376 SWITZRLND 388 YUGO SLAV 390 GERMANY E 400 U STATES		676 50 276 3176 3110 239 179 385 835 1706 166550 177182		11522 815 8355 22795 150770 6989 6219 1011 674 734 58062 285 25642 1245348 1539221	9122
MUSICAL INSTRUMENT STRINGS 100 U KINGDOM 305 AUSTRIA 327 FRANCE 335 GERMANY W 400 U STATES		121 114 617 9285 10137		2197 158 114 6162 7209 85840	9123
PHONOGRAPHS COIN OPERATED 400 U STATES	NO	54 28937	1631	784341	9124
		54 28937	1631	784341	
PHOTOFLASH LAMPS 354 NETHRLNOS 400 U STATES	NO	65480 3392	913230	44168	9127
		192640 13754	4277789	278520	
		258120 17146	5191019	322688	
PHOTOGRAPHIC ACCESSORIES PARTS 100 U KINGDOM 305 AUSTRIA 317 CZECHO S 327 FRANCE 335 GERMANY W 344 ITALY 347 JAPAN 375 SWEDEN 376 SWITZRLNO 390 GERMANY E 400 U STATES		902 465 1482 25311 263 2157 150519 181099		32101 623 1500 2398 324515 263 33360 294 5797 245 2060628 2461724	9128
THERMOMETERS 100 U KINGDOM 327 FRANCE 335 GERMANY W 347 JAPAN 354 NETHRLNOS 376 SWITZRLND 381 ALASKA 390 GERMANY E 400 U STATES		9049 144 4781 463 168 84671 99276		77743 206 28513 1171 1389 912 238 645 1073394 1184211	9129
APPARATUS X RAY 100 U KINGDOM 306 BELGIUM 318 DENMARK 327 FRANCE 335 GERMANY W 344 ITALY 354 NETHRLNOS		11537 3323 243 1659 59		59775 22398 6086 769 96287 14773 161083	9130

Articles and Countries from which Imported	MONTH OF DECEMBER 1954		TWELVE MONTHS ENDED DECEMBER 1954		Class Number
	Quantities	Values (\$)	Quantities	Values (\$)	
375 SWEDEN		1222		41707	
376 SWITZRLND		222		4088	
400 U STATES		249644		3408004	
ARTIFICIAL LARYNX		267909		3814970	
400 U STATES				176	9131
BOTANICAL SPECIMENS				176	
100 U KINGDOM				735	9132
215 INDIA				188	
400 U STATES		946		21368	
OLD COINS STAMPS TROPHIES		946		22291	
100 U KINGDOM		227		11759	9133
207 UN SO AFR		60		779	
215 INDIA		175		445	
217 CEYLON		225		335	
234 AUSTRALIA				83	
305 AUSTRIA		202		486	
306 BELGIUM				185	
313 CHINA				500	
318 DENMARK				207	
322 EGYPT				27031	
327 FRANCE				8189	
335 GERMANY W				390	
340 HUNGARY				1215	
344 ITALY				110	
354 NETHRLNDS				409	
359 NORWAY		320		320	
365 POLAND				750	
375 SWEDEN				785	
381 ALASKA				200	
400 U STATES		8964		93649	
CAMERAS AND CAMERA PARTS M O P		10173		147827	
100 U KINGDOM		1363		128467	9134
231 HONG KONG				311	
304 ARGENTINA		537		537	
305 AUSTRIA				11489	
306 BELGIUM				641	
317 CZECHO S				264	
327 FRANCE		371		43273	
335 GERMANY W		109799		1295845	
344 ITALY		284		1680	
347 JAPAN		6596		73139	
354 NETHRLNDS				2752	
357 NETH ANT		176		176	
375 SWEDEN		1771		6538	
376 SWITZRLND		6039		130147	
380 USSR		100		2512	
381 ALASKA				91	
390 GERMANY E		8634		41197	
400 U STATES		232840		2171497	
CAMERA PARTS UNFINISHED		368510		3910556	
335 GERMANY W				242	9135
400 U STATES		1977		98850	
CAMERA LENSES AND SHUTTERS		1977		99092	
327 FRANCE				1259	9136
335 GERMANY W		3002		11693	
400 U STATES		15501		172246	
COLLECTIONS OF ANTIQUITIES		18503		185198	
100 U KINGDOM		35431		264766	9137
231 HONG KONG				6368	
236 NEW ZEAL				169	
305 AUSTRIA				185	
327 FRANCE				2456	
335 GERMANY W		359		2234	
344 ITALY				8529	
347 JAPAN				1085	
354 NETHRLNDS		506		5435	
376 SWITZRLND				2942	
380 USSR				600	
400 U STATES		19537		114134	
CYCLOMETERS AND SPEEDOMETERS		55833		408903	
100 U KINGDOM		1055		14728	9138
335 GERMANY W				8641	
354 NETHRLNDS		270		1249	
376 SWITZRLND		2525		7582	
390 GERMANY E				63	
400 U STATES		15992		119788	
GLOBES GEOGRAPHICAL		19842		152051	
100 U KINGDOM		1308		6762	9139
327 FRANCE				359	
335 GERMANY W				252	
354 NETHRLNDS		402		402	
400 U STATES		5250		73872	
MODELS OF INVENTIONS		6960		81647	
100 U KINGDOM		1351		8011	9140
375 SWEDEN				1500	
400 U STATES		7120		465761	
		8471		475272	

Articles and Countries from which Imported	MONTH OF DECEMBER 1954		TWELVE MONTHS ENDED DECEMBER 1954		Class Number
	Quantities	Values (\$)	Quantities	Values (\$)	
APPARATUS FOR INSTITUTIONS					9141
100 U KINGDOM		22393		193265	
305 AUSTRIA		861		2198	
306 BELGIUM		915		915	
318 DENMARK				13649	
327 FRANCE				11110	
335 GERMANY W		3414		51305	
344 ITALY				60	
347 JAPAN				1933	
354 NETHRLNDS				948	
359 NORWAY				1330	
375 SWEDEN		1928		4349	
376 SWITZRLND		444		4901	
390 GERMANY E				107	
400 U STATES		356870		4867519	
		386825		5153589	
OPERATING ROOM EQUIPMENT					9142
100 U KINGDOM		380		7655	
317 CZECHO S				730	
327 FRANCE				9563	
335 GERMANY W				11389	
347 JAPAN				1867	
400 U STATES		257758		3105944	
		258138		3137148	
DENTAL INSTRUMENTS					9143
100 U KINGDOM		9448		68506	
231 HONG KONG				450	
305 AUSTRIA				21264	
327 FRANCE				4825	
335 GERMANY W		5743		158925	
344 ITALY		3578		17098	
347 JAPAN		2511		23099	
354 NETHRLNDS		78		12075	
360 ISRAEL				495	
375 SWEDEN		402		897	
376 SWITZRLND		328		3553	
400 U STATES		58828		818245	
		80916		1129432	
SURGICAL TRUSSES AND SUPPORTS					9144
100 U KINGDOM		685		2868	
400 U STATES		1529		19516	
		2214		22384	
ARTICLES FOR THE BLIND					9145
100 U KINGDOM		407		1174	
376 SWITZRLND		3013		5009	
400 U STATES		3472		31405	
		6892		37588	
OPTICAL AND PHILOSOPHICAL INST					9146
100 U KINGDOM		36637		351688	
305 AUSTRIA		286		2043	
317 CZECHO S				1151	
318 DENMARK				2250	
326 FINLAND				123	
327 FRANCE		3070		85554	
335 GERMANY W		19302		218815	
344 ITALY		1911		3570	
347 JAPAN		41545		357654	
354 NETHRLNDS		120		1052	
361 PANAMA		17111		17111	
375 SWEDEN		66		7194	
376 SWITZRLND		784		13189	
390 GERMANY E				3972	
400 U STATES		240526		3260524	
		361358		4325890	
EDUCATIONAL FILMS					9148
100 U KINGDOM		680		23078	
234 AUSTRALIA				1643	
236 NEW ZEAL				90	
306 BELGIUM				512	
327 FRANCE		894		6538	
335 GERMANY W		150		215	
344 ITALY				183	
347 JAPAN				130	
354 NETHRLNDS				232	
400 U STATES		84234		870094	
		85958		902715	
CINEMATOGRAPH CAMERAS					9149
327 FRANCE				2545	
400 U STATES		1828		60431	
		1828		62976	
SURGICAL INSTRUMENTS					9150
100 U KINGDOM		20448		259042	
216 PAKISTAN				887	
305 AUSTRIA		741		3049	
306 BELGIUM				433	
318 DENMARK				575	
327 FRANCE		6055		24051	
335 GERMANY W		37108		272472	
344 ITALY		371		8610	
347 JAPAN		4249		15082	
354 NETHRLNDS				9670	
375 SWEDEN		779		33503	
376 SWITZRLND		2332		12579	
390 GERMANY E				760	
400 U STATES		272022		3939539	
		344105		4580252	

Articles and Countries from which Imported	MONTH OF DECEMBER 1954		TWELVE MONTHS ENDED DECEMBER 1954		Class Number
	Quantities	Values (\$)	Quantities	Values (\$)	
RACING SHELLS OR OARS	NO				9151
100 U KINGDOM			7	4433	
234 AUSTRALIA			2	909	
400 U STATES			15	2548	
			24	7890	
BOATS OPEN PLEASURE	NO				9152
100 U KINGDOM	3	469	114	18110	
223 BARBADOS			1	20	
305 AUSTRIA			1	136	
318 DENMARK			13	16335	
326 FINLAND			1	196	
327 FRANCE			4	835	
335 GERMANY W			40	6453	
359 NORWAY			3	1769	
375 SWEDEN			25	12592	
376 SWITZRLND			1	355	
400 U STATES	13	1578	812	15207	
	16	2047	1015	208998	
LAUNCHES PLEASURE MOTIVE POWER	NO				9153
100 U KINGDOM	1	701	8	18894	
318 DENMARK			1	800	
335 GERMANY W			1	2880	
375 SWEDEN			4	4370	
400 U STATES	5	3813	98	261309	
	6	4514	112	288853	
MATERIALS EXWHOUSE FOR VESSELS					9154
SHIPS AND VESSELS REPAIRS ON					9155
100 U KINGDOM				505	
334 ST PIERRE		240		8832	
354 NETHRLNOS				1794	
381 ALASKA				1934	
400 U STATES				107078	
		240		135943	
SHIPS FOREIGN BUILT COASTAL	NO				9156
400 U STATES			3	327181	
			3	327181	
VESSELS FOREIGN BUILT N O P					9157
100 U KINGDOM		626		134637	
223 BARBADOS				400	
227 BAHAMAS				24125	
305 AUSTRIA				685	
318 DENMARK				4365	
334 ST PIERRE		75		75	
335 GERMANY W				8543	
354 NETHRLNDS				15524	
359 NORWAY				3700	
375 SWEDEN				6100	
400 U STATES		71989		1270210	
		72690		1468364	
BUGGIES CUTTERS VEHICLES N O P	NO				9162
100 U KINGDOM	1	332	43	2079	
327 FRANCE				210	
400 U STATES	209	13915	5060	300271	
	210	14251	5103	302560	
CHILDRENS CARRIAGES AND PARTS	NO				9163
100 U KINGDOM	47	1325	455	11401	
305 AUSTRIA			1	55	
306 BELGIUM		55	12	327	
335 GERMANY W			11	294	
344 ITALY			10	94	
354 NETHRLNOS			59	1720	
400 U STATES			6109	49615	
	47	1380	6657	63506	
CHILDRENS SLEDS VEHICLES N O P					9164
100 U KINGDOM		2885		18458	
318 DENMARK				618	
335 GERMANY W		63		731	
344 ITALY				221	
354 NETHRLNDS		105		4333	
400 U STATES		20737		397586	
		23790		421947	
SLEIGHS N O P AND PARTS	NO				9165
WAGONS AND SLEBS FARM AND PTS	NO				9166
100 U KINGDOM			13	4248	
400 U STATES	7	7816	1112	163298	
	7	7816	1125	167546	
WAGONS FREIGHT DRAYS AND PARTS	NO				9167
400 U STATES		147	5	2021	
		147	5	2021	
WHEELBARROWS HAND TRUCKS CARTS	NO				9168
100 U KINGDOM	48	5549	3244	59853	
327 FRANCE			1	393	
335 GERMANY W			41	1739	
359 NORWAY	3	396	9	1153	
400 U STATES	3966	73437	71713	1049265	
	4017	79382	75668	1112403	
TRUCKS AND CARS N O P					9169
100 U KINGDOM				116670	
375 SWEDEN				12011	
400 U STATES		9234		222658	
		9234		351339	
TRAILERS FOR MOTOR VEHICLES	NO				9170
100 U KINGDOM	2	2292	45	82888	
381 ALASKA			28	48840	

IMPORTS INTO CANADA FOR CONSUMPTION

Articles and Countries from which Imported	MONTH OF DECEMBER 1954		TWELVE MONTHS ENDED DECEMBER 1954		Class Number
	Quantities	Values (\$)	Quantities	Values (\$)	
400 U STATES	151	284117	3462	4932370	
AIRCRAFT NOT OVER 1500 LB WT	153	286409	3535	5064098	
400 U STATES	NO				9171
AIRCRAFT 1501 TO 3000 LB WT	10	43996	130	315395	
400 U STATES	10	43996	130	315395	
AIRCRAFT 3001 TO 7500 LB WT	NO				9172
400 U STATES	1	5578	63	584555	
AIRCRAFT 3001 TO 7500 LB WT	1	5578	63	584555	
400 U STATES	4	374548	26	2679715	9173
AIRCRAFT OVER 7500 LB WEIGHT	4	374548	26	2679715	
100 U KINGDOM	NO				9174
400 U STATES	1	608956	2	696552	
AIRCRAFT PTS EXCLUDING ENG PTS	1	608956	16	8513577	
100 U KINGDOM			18	9210129	9175
234 AUSTRALIA		486059		4039508	
327 FRANCE		1166		40284	
335 GERMANY W		4075		4892	
347 JAPAN		1937		11772	
352 MEXICO				2731	
354 NETHRLNDS				100	
375 SWEDEN				11593	
381 ALASKA		3119		3036	
400 U STATES		7417105		10080	
PAINTINGS UNDER 20 DOLLARS		7913461		83483241	
100 U KINGDOM	NO			87607237	9181
305 AUSTRIA	37	408	490	4123	
306 BELGIUM	108	736	1807	7486	
318 DENMARK			223	329	
327 FRANCE			35	198	
340 HUNGARY	12	102	389	1806	
344 ITALY	22	280	22	280	
354 NETHRLNDS	226	1658	744	4046	
376 SWITZRLND	50	366	1792	6598	
400 U STATES			9	56	
PAINTINGS 20 DOLLARS OR OVER	46	374	804	7327	
100 U KINGDOM	501	3924	6315	32849	9182
218 MALAYA		44359		291307	
240 BELHMOA				124	
231 HONG KONG				416	
234 AUSTRALIA		50		1605	
236 NEW ZEAL		55		500	
305 AUSTRIA		5914		55	
306 BELGIUM		104		40138	
309 BRAZIL				990	
316 CUBA		110		393	
318 DENMARK		1026		110	
327 FRANCE		7777		5305	
335 GERMANY W				76724	
336 GREECE				2587	
340 HUNGARY				4967	
344 ITALY		1510		1319	
354 NETHRLNDS		5401		19910	
359 NORWAY				81360	
366 PORTUGAL				384	
372 SPAIN				150	
375 SWEDEN				775	
376 SWITZRLND				828	
383 HAWAII				608	
387 VENEZUELA				514	
388 YUGO SLAV				15000	
400 U STATES		136379		250	
STATUES AND STATUETTES N O P		202685		2152669	
100 U KINGDOM		4827		41625	9183
203 BEL AFR				270	
215 INDIA				837	
217 CEYLON				1464	
218 MALAYA				66	
231 HONG KONG		499		4757	
305 AUSTRIA				1316	
313 CHINA				280	
317 CZECHO S				1267	
318 DENMARK				1279	
327 FRANCE				3375	
335 GERMANY W		1228		19950	
344 ITALY		1370		30619	
347 JAPAN		2817		64656	
352 MEXICO		104		814	
354 NETHRLNDS		94		651	
355 INDONESIA				174	
366 PORTUGAL				66	
372 SPAIN				266	
375 SWEDEN				146	
376 SWITZRLND				256	
389 IRELAND				317	
390 GERMANY E		683		6979	
400 U STATES		5131		83957	
PORCELAIN STATUES STATUETTES		16753		265387	9184
100 U KINGDOM		43259		356011	
231 HONG KONG		2433		6013	

Articles and Countries from which Imported	MONTH OF DECEMBER 1954		TWELVE MONTHS ENDED DECEMBER 1954		Class Number
	Quantities	Values (\$)	Quantities	Values (\$)	
305 AUSTRIA				2 431	
306 BELGIUM				412	
313 CHINA				193	
318 DENMARK		625		1 2861	
327 FRANCE				6 004	
335 GERMANY W		4 583		109 911	
344 ITALY		3 251		27 615	
347 JAPAN		17 249		235 942	
354 NETHRLNDS				909	
375 SWEDEN				110	
390 GERHANY E				10 602	
400 U STATES		6 470		67 092	
		7 7870		836 106	
SCULPTURES CANADIAN MODELS					9185
100 U KINGDOM				355	
306 BELGIUM				600	
327 FRANCE				770	
344 ITALY				93	
400 U STATES				17 498	
				19 316	
MATERIAL FOR HARD METAL COMPS					9187
100 U KINGDOM		4 079		11 238	
400 U STATES		8 7066		39 6840	
		9 1145		40 8078	
MATERIAL FOR FISHING EQUIPMENT					9189
100 U KINGDOM		1 471		1 471	
		1 471		1 471	
MATERIALS FOR CYANIDE MFR					9190
335 GERMANY W				4 042	
400 U STATES				1 008	
				5 050	
ARTICLES FOR FERTILIZER MFR					9191
400 U STATES		10 410		199 931	
		10 410		199 931	
ARTICLES FOR GOVERNOR GENERAL					9192
100 U KINGDOM		75		5 825	
327 FRANCE		870		2 409	
400 U STATES				1 464	
		945		9 698	
ARTICLES FOR CONSULS					9193
100 U KINGDOM		7 060		111 077	
207 UN SO AFR				11 068	
215 INDIA				961	
216 PAKISTAN		4 900		4 900	
220 BERMUDA				131	
221 B GUIANA				50	
223 BARBADOS				706	
224 JAMAICA				190	
225 TRINIDAD				921	
231 HONG KONG				600	
232 MALTA				112	
234 AUSTRALIA		175		1 690	
236 NEW ZEAL				50	
304 ARGENTINA		50		455	
305 AUSTRIA		106		2 406	
306 BELGIUM		7 152		26 267	
309 BRAZIL				256	
312 CHILE				3 000	
316 CUBA				156	
317 CZECHO S		95		5 118	
318 DENMARK		114		14 600	
320 DOM REP				4 205	
322 EGYPT				1 063	
326 FINLAND		50		300	
327 FRANCE		4 035		76 280	
335 GERMANY W		19 71		47 108	
338 HAITI				110	
344 ITALY		1 426		9 484	
347 JAPAN		1 323		22 536	
352 MEXICO		10 50		3 050	
354 NETHRLNDS		19 70		34 003	
355 INDONESIA				628	
359 NORWAY				10 857	
360 ISRAEL		67		3 442	
363 PERU				809	
365 POLAND		600		8 465	
366 PORTUGAL				11 06	
372 SPAIN		96		10 797	
375 SWEDEN		436		12 324	
376 SWITZRLND		835		8 023	
379 TURKEY				450	
380 USSR		200		3 000	
388 YUGO SLAV				5 332	
400 U STATES		6 5539		74 4814	
		9 9250		119 2900	
CANADIAN GOODS RETURNED					9195
100 U KINGDOM		1 33186		109 3056	
205 RHOD NYAS				500	
207 UN SO AFR				12 331	
215 INDIA				1 752	
216 PAKISTAN		5 350		33 689	
217 CEYLON				975	
218 MALAYA				1 800	
220 BERMUDA		2 206		18 5464	
221 B GUIAMA		9 7087		12 2513	
223 BARBADOS				4 087	

IMPORTS INTO CANADA FOR CONSUMPTION

Articles and Countries from which Imported	MONTH OF DECEMBER 1954		TWELVE MONTHS ENDED DECEMBER 1954		Class Number
	Quantities	Values (\$)	Quantities	Values (\$)	
224 JAMAICA				1 647 77	
225 TRINIDAD				9 659	
227 BAHAMAS		5 89		5 670	
231 HONG KONG		7 63		7 317	
234 AUSTRALIA		400		14 617	
236 NEW ZEAL		626		6 050	
306 BELGIUM				6 210	
309 BRAZIL				4 000	
314 COLOMBIA				12 960	
315 C RICA				680	
316 CUBA				9 983	
318 DENMARK				400	
320 DOM REP				400	
322 EGYPT				2 148	
327 FRANCE		8 50		10 897 5	
328 FR AFRICA				280	
334 ST PIERRE				1 701	
335 GERMANY W		7 62		15 909	
336 GREECE				2 955	
337 GUATEMALA				3 500	
338 HAITI		1 47		1 47	
341 ICELAND				5 258 3	
342 IRAN				400	
344 ITALY				7 678	
347 JAPAN				261 247	
348 KOREA				21 764	
352 MEXICO				22 608	
353 MOROCCO				2 000	
354 NETHRLNDS				22 201	
360 ISRAEL				465	
361 PANAMA				351	
363 PERU		53		1 178	
375 SWEDEN				13 859	
376 SWITZRLND		1010		26 249	
381 ALASKA		889		9031	
383 HAWAII		311		3 553	
384 P RICO				265	
387 VENEZUELA				1 784	
389 IRELAND				8 323	
394 PORT E AF				896	
400 U STATES		6 918 50		7 360 746	
ARM8 ETC BRITISH OR NATO CTYS		3 607 9		50 338 6	9196
100 U KINGDOM		2 672 33		41 094 84	
305 AUSTRIA		1 940		2 140	
306 BELGIUM				91 261	
316 CUBA		4 891		10 576	
318 DENMARK		6 116		47 734	
319 GREENLAND				550	
327 FRANCE		6 396		48 543	
334 ST PIERRE		150		991	
335 GERMANY W		12 176		160 665	
341 ICELAND				1 300	
344 ITALY		194		7 409	
347 JAPAN		1 952		3 241	
352 MEXICO				50	
353 MOROCCO				13 020	
354 NETHRLNDS		2 646		25 083	
359 NORWAY				1 510	
366 PORTUGAL				1 311	
371 THAILAND				4 770	
372 SPAIN				2 339	
375 SWEDEN		2 478		6 349	
376 SWITZRLND		12 162		7 837	
379 TURKEY				1 247	
381 ALASKA		2 953 00		30 236 05	
400 U STATES		15 873 24		17 395 396	
EXWAREHOUSED SHIPS STORES NOP		22 009 58		25 006 411	9197
100 U KINGDOM		2 467		25 744	
221 B GUIANA		297		1 619	
223 BARBADOS		130		691	
327 FRANCE		300		4 398	
359 NORWAY		709		1 849	
375 SWEDEN				1 000	
384 P RICO				150	
400 U STATES		8 055		14 850 1	
ARTICLES EXWHOUSE FOR EXCISE		11 958		18 395 2	9198
BATTERY JARS GLASS OR RUBBER					9199
100 U KINGDOM				11 181	
335 GERMANY W		682		8 188	
400 U STATES		8 313 3		97 491 3	
ARTICLES FOR BINDER TWINE MFR		8 381 5		99 428 2	9200
400 U STATES		92		940	
CASUAL DONATIONS		92		940	9201
100 U KINGDOM		523		939	
217 CEYLON				178	
218 MALAYA				100	
220 BERMUDA				6 173	
231 HONG KONG				75	
327 FRANCE		99		399	
335 GERMANY W				57	

IMPORTS INTO CANADA FOR CONSUMPTION

Articles and Countries from which Imported	MONTH OF DECEMBER 1954		TWELVE MONTHS ENDED DECEMBER 1954		Class Number
	Quantities	Values (\$)	Quantities	Values (\$)	
344 ITALY		80		80	
347 JAPAN				99	
354 NETHRLNDS				679	
359 NORWAY				492	
376 SWITZRLND		178		178	
400 U STATES		74127		190181	
CORSET CLASPS STEELS WIRES		75007		199630	9202
100 U KINGDOM		1256		5591	
400 U STATES		848		10668	
		2104		16259	
FEATHERS FLOWERS ART FDR HATS					9204
100 U KINGDOM		63		1298	
317 CZECHO S		1043		32575	
327 FRANCE		1789		53697	
335 GERMANY W		5151		8042	
344 ITALY		266		3751	
347 JAPAN		9901		133881	
372 SPAIN				180	
376 SWITZRLND		457		9935	
390 GERMANY E		4553		51006	
400 U STATES		18792		160930	
		42015		475295	
LIFEBOATS LIFESAVING APPARATUS					9205
400 U STATES				5953	
				5953	
INTERNATIONAL BRIDGE MATERIAL					9206
MINERS RESCUE APPLIANCES					9207
100 U KINGDOM		10594		21836	
335 GERMANY W				8016	
354 NETHRLNDS				266	
375 SWEDEN				534	
381 ALASKA				129	
400 U STATES		119428		1444123	
		130022		1474904	
MATERIALS FOR TEXTILE PRINTING					9208
100 U KINGDOM		3994		25649	
400 U STATES		12064		127974	
		16058		153623	
SALTS OF THORIUM OR CERIUM					9209
400 U STATES				21419	
				21419	
SPURS AND STILTS					9210
100 U KINGDOM				205	
400 U STATES				10548	
		209		10753	
VACCINE AND PLASMA CONTAINERS					9212
335 GERMANY W				495	
400 U STATES		20440		146124	
		20440		146619	
GOODS FREE BY DRDR IN COUNCIL					9213
100 U KINGDOM		14100		703532	
318 DENMARK		150		2312	
327 FRANCE				23772	
335 GERMANY W		991		13857	
354 NETHRLNDS				5495	
371 THAILAND				500	
381 ALASKA				55279	
400 U STATES		11257		1699656	
		26498		1829103	
ARTICLES FOR MFR TOBACCO PIPES					9214
327 FRANCE		651		888	
328 FR AFRICA				611	
400 U STATES		890		10194	
		1541		11693	
SAFETY GLASS SHEET ADHESIVES					9215
400 U STATES		86464		664362	
		86464		664362	
TOURIST PURCHASES DUTY FREE					9228
100 U KINGDOM		51849		1502894	
205 RWOD NYAS				590	
207 UN SO AFR		8		1331	
211 NIGERIA				99	
213 BWA OTHER		223		223	
215 INDIA		12		1663	
216 PAKISTAN				344	
217 CEYLON				175	
220 BERMUOA		13893		151787	
221 B GUIANA				603	
223 BARBAOOS		327		11093	
224 JAMAICA		2187		38299	
225 TRINIDAD				673	
227 BAHAMAS				16603	
231 HONG KONG		302		1535	
234 AUSTRALIA		56		26856	
236 NEW ZEAL		94		1317	
303 ARABIA				149	
304 ARGENTINA		83		753	
305 AUSTRIA		62		3877	
306 BELGIUM		152		5211	
309 BRAZIL				2252	
312 CHILE				29	
313 CHINA				2098	
314 COLOMBIA		46		958	
315 C RICA				84	

IMPORTS INTO CANADA FOR CONSUMPTION

Articles and Countries from which Imported	MONTH OF DECEMBER 1954		TWELVE MONTHS ENDED DECEMBER 1954		Class Number
	Quantities	Values (\$)	Quantities	Values (\$)	
316 CUBA		55		3318	
318 DENMARK		4999		8909	
319 GREENLAND		1063		12068	
322 EGYPT				125	
326 FINLAND		68		611	
327 FRANCE		5333		146661	
328 FR AFRICA		95		172	
329 FR E IMO				48	
334 ST PIERRE		305		14314	
335 GERMANY W		4811		74682	
336 GREECE		1671		3096	
337 GUATEMALA				75	
338 HAITI		40		456	
341 ICELAND		365		2472	
344 ITALY		3871		45975	
345 LIBYA				72	
347 JAPAN		5365		138788	
348 KOREA		1103		147017	
352 MEXICO		2519		49669	
353 MOROCCO				361	
354 NETHRLNDS		1120		22818	
357 NETH ANT		70		1275	
359 NORWAY				3803	
360 ISHAEL		100		1586	
361 PANAMA		19421		20386	
363 PERU		82		2024	
364 PHIL				91	
365 POLAND				210	
366 PORTUGAL		30		207	
367 AZORES		405		3446	
372 SPAIN		3845		6902	
375 SWEDEN		126		3863	
376 SWITZRLND		394		16943	
379 TURKEY		57		187	
380 USSR				615	
381 ALASKA				1182	
382 VIRGIN IS				44	
383 HAWAII		2078		53275	
384 P RICO				321	
387 VENEZUELA		233		1854	
388 YUGO SLAV				284	
389 IRELAND		32		7471	
392 SYRIA				85	
400 U STATES		4438539		66197789	
CARTRIDGES SHOT GUN SHELLS		4567489		68767046	
100 U KINGDOM				1290	9237
400 U STATES		368		9192	
DEXTROSE SOLUTIONS THERAPEUTIC		368		10482	
400 U STATES		16197		233455	9238
METALLIC CARTRIDGES AMMUNITION		16197		233455	
100 U KINGDOM		263		18680	9239
318 DENMARK				6418	
335 GERMANY W		72		1225	
400 U STATES		1939		67069	
BLACKBOARDS OF SLATE OR PAPER		2274		93392	
335 GERMANY W				1701	9240
344 ITALY		657		11729	
400 U STATES		30521		369193	
PRESENTATIONS FOR LIFE SAVING		31178		382623	
400 U STATES				161	9241
BIOLOGICAL PRODUCTS N O P				161	
100 U KINGDOM				18921	9242
224 JAMAICA				3002	
234 AUSTRALIA		413		3980	
318 DENMARK				927	
327 FRANCE				2516	
335 GERMANY W				230	
376 SWITZRLND				2268	
400 U STATES		86304		1122813	
BASKETS OF ALL KINDS N O P		86717		1154657	
100 U KINGDOM				11651	9243
215 INDIA		214		422	
224 JAMAICA				85	
231 HONG KONG		1897		26873	
306 BELGIUM		2000		23543	
313 CHINA				108	
317 CZECHOS				13531	
318 DENMARK				473	
327 FRANCE				2295	
335 GERMANY W		1712		19097	
340 HUNGARY		256		3370	
344 ITALY		76		12592	
347 JAPAN		6462		36798	
352 MEXICO				2746	
354 NETHRLNDS				158	
365 POLAND		217		38402	
366 PORTUGAL				10075	
367 AZORES				15760	
376 SWITZRLND				178	

IMPORTS INTO CANADA FOR CONSUMPTION

Articles and Countries from which Imported	MONTH OF DECEMBER 1954		TWELVE MONTHS ENDED DECEMBER 1954		Class Number
	Quantities	Values (\$)	Quantities	Values (\$)	
388 YUGO SLAV		938		3627	
390 GERMANY E				63	
400 U STATES		8096		144562	
		21868		366409	
COMMUNION SETS CHURCH ARTICLES					9244
100 U KINGDOM		3027		19606	
215 INDIA				445	
231 HONG KONG		1057		10249	
305 AUSTRIA		363		1733	
306 BELGIUM		361		6808	
317 CZECHO S		234		56434	
327 FRANCE		20265		234582	
335 GERMANY W		2543		43200	
344 ITALY		43264		389856	
347 JAPAN		1330		100216	
352 MEXICO		452		638	
354 NETHRLNDS		204		2951	
360 I SRAEL				1753	
366 PORTUGAL		260		1273	
372 SPAIN				2081	
375 SWEDEN				81	
389 IRELAND		736		992	
390 GEHMANY E				503	
400 U STATES		42496		573056	
		116592		1446457	
CARTRIDGE CASES GUN WADS CAPS					9246
100 U KINGDOM		5500		41877	
400 U STATES		2722		58400	
		8222		100277	
CARTRIDGES AMMUNITION N O P					9247
100 U KINGDOM		436505		2676860	
306 BELGIUM				38798	
327 FRANCE				831	
335 GERMANY W				819	
359 NORWAY				3624	
375 SWEDEN		75		453	
376 SWITZRLND				17646	
400 U STATES		43911		5180449	
		480491		7919480	
DAMAGED GOODS N O P					9248
ELECTRICAL ENERGY					9249
400 U STATES	KWH	25836	238830133	1198133	
		4271381		4271381	
		25836	238830133	1198133	
EXPRESS PARCELS					9250
100 U KINGDOM		35161		333907	
207 UN SO AFR				90	
210 G COAST				10	
215 INDIA		190		1458	
216 PAKISTAN				200	
218 MALAYA				107	
220 BERMUDA				77	
221 B GUIANA		2511		3444	
223 BARBADOS				199	
224 JAMAICA		32		707	
225 TRINIDAD		27		174	
227 BAHAMAS				58	
231 HONG KONG		2998		36287	
232 MALTA		45		73	
234 AUSTRALIA		170		1307	
236 NEW ZEAL				37	
304 ARGENTINA		34		34	
305 AUSTRIA		176		2870	
306 BELGIUM		467		3958	
309 BRAZIL				25	
312 CHILE				56	
316 CUBA		15		330	
317 CZECHO S		164		1259	
318 DENMARK		272		2572	
322 EGYPT				50	
326 FINLAND				103	
327 FRANCE		2988		27750	
328 FR AFRICA				17	
334 ST PIERRE				166	
335 GERMANY W		3689		51626	
336 GREECE				223	
337 GUATEMALA				84	
340 HUNGARY				57	
343 IRAQ				43	
344 ITALY		963		12576	
347 JAPAN		1579		15834	
352 MEXICO		54		1630	
353 MOROCCO				159	
354 NETHRLNDS		1063		15637	
355 INDOONESIA				4	
359 NORWAY		106		1310	
360 I SRAEL				15	
364 PHIL		15		15	
366 PORTUGAL		17		998	
367 AZORES				86	
371 THAILAND				108	
372 SPAIN		32		1612	
375 SWEDEN		392		6038	
376 SWITZRLND		765		8051	
380 USSR				65	
381 ALASKA		128		2619	

IMPORTS INTO CANADA FOR CONSUMPTION

Articles and Countries from which Imported	MONTH OF DECEMBER 1954		TWELVE MONTHS ENDED DECEMBER 1954		Class Number	
	Quantities	Values (\$)	Quantities	Values (\$)		
383 HAWAII				41		
384 P RICO				119		
387 VENEZUELA		25		25		
389 IRELAND				222		
390 GERMANY E				382		
400 U STATES		1990229		23642610		
ICE		2044307		24179514	9251	
334 ST PIERRE				1002		
400 U STATES		726		9322		
INCUBATORS BROODERS AND PARTS	NO	726		10324		
400 U STATES		3392	71142	26030	677146	9252
IRON AND PRESSURE BLASTING		3392	71142	26030	677146	
100 U KINGDOM				61062		9253
400 U STATES				490264		
ALABASTER SPAR AMBER ORNAMENTS		47801		551326		9255
100 U KINGDOM		7923		103560		
217 CEYLON				243		
231 HONG KONG				3068		
305 AUSTRIA				1485		
306 BELGIUM		110		1748		
317 CZECHOS				84		
318 DENMARK				1237		
327 FRANCE		1272		16780		
335 GERMANY W		3106		118815		
344 ITALY		1777		21205		
347 JAPAN		10735		171458		
352 MEXICO				195		
354 NETHRLNDS				434		
365 POLAND				69683		
372 SPAIN		217		217		
375 SWEDEN		80		80		
376 SWITZRLND		548		3588		
390 GERMANY E		1776		105835		
400 U STATES		24110		249501		
MACHINE CARD CLOTHING		51654		869216		9256
100 U KINGDOM		5381		79657		
400 U STATES		6382		88259		
PENCILS LEAD NON PROPELLING	GROSS	11763		167916		9257
100 U KINGDOM	67	393	3545	9472		
305 AUSTRIA			360	488		
317 CZECHOS			4071	5119		
327 FRANCE			22	291		
335 GERMANY W	195	449	10512	41553		
347 JAPAN			6825	5102		
360 ISRAEL			100	312		
400 U STATES	975	3626	22335	67426		
PENCILS LEAD N O P	1237	4468	47776	129763		9258
100 U KINGDOM		612		2799		
327 FRANCE				274		
335 GERMANY W		1376		10048		
347 JAPAN		637		3659		
376 SWITZRLND				277		
400 U STATES		36125		221928		
PENS FOUNTAIN		38750		238985		9259
100 U KINGDOM		77		8568		
317 CZECHOS				106		
318 DENMARK				400		
327 FRANCE		174		2854		
335 GERMANY W		1723		26931		
344 ITALY		1704		2687		
347 JAPAN		354		22164		
375 SWEDEN				323		
376 SWITZRLND				912		
384 P RICO		16296		56436		
400 U STATES		51947		815482		
PENS N O P PENHOLDERS RULERS		72275		936863		9260
100 U KINGDOM		4334		26382		
231 HONG KONG				202		
335 GERMANY W		409		13593		
344 ITALY				548		
400 U STATES		27008		431023		
POST OFFICE PARCELS		31751		471748		9261
100 U KINGDOM		29087		328589		
205 RHOD NYAS		210		210		
207 UN SO AFR		27		418		
215 INDIA		97		1427		
216 PAKISTAN				316		
217 CEYLON				226		
218 MALAYA				457		
220 BERMUDA				152		
221 B GUIANA				216		
223 BARBADOS				34		
224 JAMAICA		11		642		
225 TRINIDAD				277		
227 BAHAMAS				112		
231 HONG KONG		713		13161		

IMPORTS INTO CANADA FOR CONSUMPTION

Articles and Countries from which Imported	MONTH OF DECEMBER 1954		TWELVE MONTHS ENDED DECEMBER 1954		Class Number
	Quantities	Values (\$)	Quantities	Values (\$)	
232 MALTA				323	
234 AUSTRALIA		145		6279	
236 NEW ZEAL				423	
304 ARGENTINA		84		84	
305 AUSTRIA		261		1831	
306 BELGIUM		479		3403	
309 BRAZIL		206		206	
313 CHINA				118	
314 COLOMBIA				5	
316 CUBA		128		182	
317 CZECHOS		184		944	
318 DENMARK		214		2415	
321 ECUADOR		37		37	
326 FINLAND				80	
327 FRANCE		1009		14423	
328 FR AFRICA				31	
329 FR E IND				84	
335 GERMANY W		1864		26172	
336 GREECE				275	
337 GUATEMALA				29	
338 HAITI				103	
340 HUNGARY		129		129	
344 ITALY		1576		7388	
347 JAPAN		744		11479	
348 KOREA				116	
349 LATVIA				100	
352 MEXICO				1118	
353 MOROCCO				157	
354 NETHRLNDS		432		6564	
357 NETH ANT				72	
359 NORWAY		530		1601	
360 ISRAEL				110	
363 PERU				176	
365 POLAND				246	
366 PORTUGAL				254	
367 AZORES		35		442	
372 SPAIN		25		1158	
375 SWEDEN		426		4263	
376 SWITZRLND		764		6250	
380 USSR		76		894	
381 ALASKA		212		2695	
383 HAWAII				220	
384 P RICO				46	
387 VENEZUELA		20		35	
389 IRELAND				317	
390 GERMANY E		92		877	
391 LEBANON		10		10	
400 U STATES		1465839		16007443	
		1505666		16457553	
PRECIOUS STONES NOT MOUNTED					9262
100 U KINGDOM		5551		83985	
215 INDIA		1500		13456	
217 CEYLON				2538	
231 HONG KONG		383		4362	
234 AUSTRALIA				1074	
304 ARGENTINA		713		713	
305 AUSTRIA		7465		346857	
306 BELGIUM				2078	
309 BRAZIL		54		509	
314 COLOMBIA				1221	
317 CZECHOS		9053		218252	
327 FRANCE		1864		52935	
335 GERMANY W		6131		115749	
344 ITALY				1565	
347 JAPAN		18799		225880	
352 MEXICO		1854		17362	
354 NETHRLNDS				925	
371 THAILAND				10163	
372 SPAIN				1077	
376 SWITZRLND		964		14395	
390 GERMANY E				463	
400 U STATES		37987		524075	
		92318		1640034	
PULLEYS BELT POWER TRANS NOP					9263
100 U KINGDOM		5529		32862	
335 GERMANY W				3675	
375 SWEDEN				173	
400 U STATES		44601		654065	
		50130		690775	
SETTLERS EFFECTS					9264
100 U KINGDOM		320714		4324566	
202 ADEN				5776	
203 S E AFR				13135	
205 RHOD NYAS				19327	
207 UN SO AFR		3925		107845	
208 BSA OTHER				2610	
210 G COAST				4300	
211 NIGERIA				3465	
213 BWA OTHER				500	
215 INOIA		50		34855	
216 PAKISTAN				4793	
217 CEYLON				60	
218 MALAYA		4000		31945	
220 BERMUDA				27809	
221 B GUIANA		500		23319	
223 BARBADOS				18960	

IMPORTS INTO CANADA FOR CONSUMPTION

Articles and Countries from which Imported	MONTH OF DECEMBER 1954		TWELVE MONTHS ENDED DECEMBER 1954		Class Number
	Quantities	Values (\$)	Quantities	Values (\$)	
224 JAMAICA		3415		35596	
225 TRINIDAD		1700		28168	
227 BAHAMAS				4320	
228 LEEWARD ISLANDS				2551	
229 FALKLAND ISLANDS				1000	
231 HONG KONG		6000		112779	
232 MALTA		2700		21915	
234 AUSTRALIA		8663		115642	
236 NEW ZEALAND		2500		37338	
303 ARABIA		1428		9482	
304 ARGENTINA		500		20550	
305 AUSTRIA		19800		313070	
306 BELGIUM		1505		160418	
309 BRAZIL		1000		66945	
312 CHILE		2400		14150	
313 CHINA		3200		19440	
314 COLOMBIA		1500		21900	
316 CUBA				4410	
317 CZECHOSLOVAKIA		700		4245	
318 DENMARK		2020		132082	
320 DOMINICAN REPUBLIC				1385	
321 ECUADOR		500		2075	
322 EGYPT		1500		12802	
323 EL SALVADOR				1850	
324 ESTONIA		500		5090	
326 FINLAND		1398		28693	
327 FRANCE		10655		405595	
328 FRENCH WEST AFRICA				5355	
329 FRENCH INDIAN OCEAN				250	
331 FRENCH POLYNESIA				3000	
332 FRENCH GUIANA		200		635	
334 ST. PIERRE AND MIQUELON				525	
335 GERMANY		186703		3784770	
336 GREECE		2278		18023	
337 GUATEMALA				2000	
338 HAITI				500	
339 HONDURAS				3800	
340 HUNGARY				7275	
341 ICELAND				1295	
342 IRAN				90	
343 IRAQ				10435	
344 ITALY		16055		162024	
347 JAPAN				27380	
348 KOREA				240	
349 LATVIA				4435	
351 LITHUANIA				1625	
352 MEXICO				36674	
353 MOROCCO				5900	
354 NETHERLANDS		87871		3947802	
355 INDONESIA		1500		4952	
356 SURINAM				1800	
357 NETHERLANDS ANTILLES		1500		32280	
358 NICARAGUA				350	
359 NORWAY		6490		86187	
360 ISRAEL				35230	
361 PANAMA				2083	
363 PERU				11000	
364 PHILIPPINES		100		2850	
365 POLAND				24417	
366 PORTUGAL		300		1300	
367 AZORES				500	
370 ROMANIA				1970	
371 THAILAND				5000	
372 SPAIN		315		7475	
375 SWEDEN		2850		179445	
376 SWITZERLAND		12005		268955	
379 TURKEY		1200		4350	
380 USSR		895		7695	
381 ALASKA		2065		47985	
383 HAWAII				2975	
386 URUGUAY				2000	
387 VENEZUELA				77870	
388 YUGOSLAVIA		745		3827	
389 IRELAND		300		17510	
391 LEBANON		500		500	
392 SYRIA				740	
395 PORTUGAL AFRO				8315	
400 U.S. STATES		1102711		14834239	
SHOW CASES AND METAL PARTS		1829356		29904589	9265
100 U.KINGDOM				1833	
335 GERMANY W				15991	
400 U.S. STATES		18560		211210	
SIGNS LETTERS OTHER THAN PAPER		18560		229034	9266
100 U.KINGDOM		4941		47638	
306 BELGIUM		558		558	
327 FRANCE		381		1853	
335 GERMANY W		300		965	
354 NETHERLANDS				157	
375 SWEDEN				215	
376 SWITZERLAND		173		2132	
381 ALASKA				140	
400 U.S. STATES		59815		553928	
MEASURING RULES AND TAPES		66168		607586	9267
100 U.KINGDOM		9233		83195	

IMPORTS INTO CANADA FOR CONSUMPTION

Articles and Countries from which Imported	MONTH OF DECEMBER 1954		TWELVE MONTHS ENDED DECEMBER 1954		Class Number
	Quantities	Values (\$)	Quantities	Values (\$)	
318 DENMARK				103	
327 FRANCE				70	
335 GERMANY W		3567		50447	
347 JAPAN				948	
354 NETHRLNDS		342		8792	
376 SWITZRLND				343	
400 U STATES		42675		478914	
		55817		622812	
WASTE AND JUNK N O P					
100 U KINGDOM	CWT		2734	9616	9269
400 U STATES		4700	129564	56497	
		13590	132298	66113	
WAX VEGETABLE AND MINERAL NOP					
100 U KINGDOM	LB		5471	2476	9270
223 BARBADOS			2240	1568	
309 BRAZIL		110875	1629105	1418885	
335 GERMANY W		6779	68928	35088	
352 MEXICO		12931	65746	45038	
390 GERMANY E		2000	197570	21137	
400 U STATES		47711	579620	380598	
		180296	2548680	1904790	
WAX AND MANUFACTURES N O P					
100 U KINGDOM		2946		9890	9271
335 GERMANY W				5002	
400 U STATES		35735		348081	
		38681		362973	
WHIPS AND PARTS					
100 U KINGDOM		80		2666	9272
234 AUSTRALIA				536	
400 U STATES		433		4640	
		513		7842	
WINDOW CORNICES CORNICE POLES					
100 U KINGDOM				72	9273
400 U STATES				429	
				571	
UNENUMERATED ARTICLES					
400 U STATES				7072	9274
				7072	

Value, Price and Volume Indexes of Imports for Consumption

The following table gives index numbers of the declared (statistical) value of imports for consumption by months, and of the unit value (price) and volume of these imports. The value index expresses the value of imports in a given month as a percentage of the monthly average in the base year. The price index is of the fixed-weight aggregative (Laspeyre) type, and combines unit values calculated from the monthly import statistics with specified wholesale or other price quotations. These latter quotations are used where inadequate quantity reporting or insufficiently homogeneous items in the trade statistics prevent the obtaining of sufficiently representative unit value series. The volume index is derived by dividing the value index by the corresponding price index, and is, therefore, of the currently-weighted (Paasche) type. These indexes are computed with 1948 as an interim reference base pending conversion to the Bureau's official post-war reference base (1949).

In computing the price index certain adjustments were made to the regular grouping of commodities used in the trade statistics, and all three indexes are presented on the basis of these adjusted groups. The chief adjustments are as follows: the two groups "agricultural and vegetable products" and "animals and animal products" have been combined into one group now titled "agricultural and animal products"; the sub-group "rubber and its products" (1680-1730) and the item "advertising matter" (4291) have been transferred to the "miscellaneous products" group; the item "arms, etc., British or N.A.T.O. countries" (9196) has been deducted from the "miscellaneous products" total and the grand total; three "ships" items (9155-57) have been transferred to the "iron and steel and their products" group; and a few other adjustments designed to improve group classification by component material have been made.

These indexes are currently computed from the original data for months, quarters and calendar years. Approximate indexes for other periods may be obtained by averaging the monthly values. Although such indexes will be less accurate than would result from a separate computation based on the original data, the margin of error is insufficient to necessitate a lengthy separate computation.

A complete record of these series by months for the post-war period is published in issues of Volume I of the annual report "Trade of Canada". Some additional commodity information appears in issues of the "Review of Foreign Trade". Details of the computation of the price indexes are given in D.B.S. Reference Paper, No. 8, 1950, titled "Export and Import Price Indexes by Months, July, 1945 - June, 1950 (1948 = 100)".

MONTHLY INDEX NUMBERS OF DECLARED VALUES, PRICES AND PHYSICAL VOLUME OF IMPORTS FOR CONSUMPTION, BY GROUPS

Interim base, 1948 = 100

Month	Total			Agricultural and Animal Products			Fibres and Textiles			Wood Products and Paper			
	1952	1953	1954	1952	1953	1954	1952	1953	1954	1952	1953	1954	
INDEX OF DECLARED VALUES													
1	January	139.6	147.5	127.2	121.8	104.4	107.1	110.8	130.5	84.2	190.0	185.3	196.4
2	February	128.0	140.5	132.8	117.0	103.4	110.2	102.1	124.0	89.5	169.9	192.1	214.4
3	March	148.0	163.4	160.3	113.9	122.1	130.5	103.0	127.8	108.4	178.7	220.5	248.7
4	April	147.2	177.9	157.8	122.4	132.1	146.9	103.6	129.0	95.5	167.2	234.1	213.8
5	May	174.7	190.5	163.4	153.8	147.3	155.4	100.2	122.1	93.0	177.8	237.6	214.2
6	June	147.0	184.2	188.8	125.3	133.4	170.7	81.1	104.8	105.0	142.1	204.2	251.3
7	July	155.9	182.6	154.8	140.4	135.3	136.4	89.6	107.9	86.0	171.7	214.7	206.4
8	August	137.5	156.2	151.6	109.5	115.1	138.5	86.5	99.1	99.6	173.5	204.1	230.0
9	September	158.3	165.8	145.4	130.0	130.0	137.5	99.4	93.9	85.6	200.7	234.9	228.9
10	October	170.8	161.6	150.8	141.5	141.0	153.4	116.8	94.8	87.9	226.3	253.2	228.8
11	November	164.4	159.5	168.6	148.1	146.3	182.3	124.3	102.9	103.9	203.2	225.9	245.1
12	December	155.8	153.1	152.3	132.4	156.1	158.0	112.7	88.2	102.0	200.3	220.3	225.1
AI	Annual Index	152.3	165.2	154.5	129.7	130.5	143.9	102.5	110.4	95.0	183.4	218.9	225.3
INDEX OF PRICES													
1	January	119.9	108.4	109.4	118.7	98.1	96.8	136.1	102.2	101.1	116.0	115.1	118.0
2	February	117.3	108.1	109.1	112.2	97.9	97.9	129.8	99.7	102.7	114.7	116.8	117.2
3	March	114.9	109.0	109.0	108.0	97.5	100.9	121.8	100.9	100.7	115.1	117.1	117.2
4	April	112.9	109.0	110.1	106.4	98.7	105.4	116.7	99.4	99.3	117.1	116.5	118.1
5	May	110.7	109.3	110.3	102.6	97.3	107.7	108.9	99.5	99.5	116.8	117.3	118.2
6	June	109.4	109.9	110.5	100.4	98.8	110.2	105.0	100.5	99.8	116.4	116.8	117.8
7	July	107.9	109.8	110.7	100.1	98.5	112.8	101.2	101.2	100.0	115.1	117.7	117.5
8	August	106.6	110.2	110.2	102.2	98.1	113.0	98.9	101.0	99.7	114.7	117.6	117.4
9	September	106.7	111.0	109.8	100.4	97.6	110.1	100.3	103.2	98.9	114.6	117.8	117.2
10	October	107.7	110.7	109.3	100.6	97.3	108.0	101.5	101.9	97.9	114.6	117.5	117.2
11	November	108.0	110.1	109.2r	98.9	97.3	103.5r	99.3	102.2	98.7r	114.9	117.9	117.2
12	December	108.4	110.2	109.1	100.0	98.9	102.9	101.9	103.1	100.0	114.7	117.3	116.9
AI	Annual Index	110.4	109.4	109.7	102.3	97.4	105.7	108.5	100.4	99.9	115.3	117.1	117.5
INDEX OF PHYSICAL VOLUME													
1	January	116.4	136.1	116.3	102.6	106.4	110.6	81.4	127.7	83.3	163.8	161.0	166.4
2	February	109.1	130.0	121.7	104.3	105.6	112.6	78.7	124.4	87.1	148.1	164.5	182.9
3	March	128.8	149.9	147.1	105.5	125.2	129.3	84.6	126.7	107.6	155.3	188.3	212.2
4	April	130.4	163.2	143.3	115.0	133.8	139.4	88.8	129.8	96.2	142.8	200.9	181.0
5	May	157.8	174.3	148.1	149.9	151.4	144.3	92.0	122.7	93.5	152.2	202.6	181.2
6	June	134.4	167.6	170.9	124.8	135.0	154.9	77.2	104.3	105.2	122.1	174.8	213.3
7	July	144.5	166.3	139.8	140.3	137.4	120.9	88.5	106.6	86.0	149.2	182.4	175.7
8	August	129.0	141.7	137.6	107.1	117.3	122.6	87.5	98.1	99.9	151.3	173.6	195.9
9	September	148.4	149.4	132.4	129.5	133.2	124.9	99.1	91.0	86.6	175.1	199.4	195.3
10	October	158.6	146.0	138.0	140.7	144.9	142.0	115.1	93.0	89.8	197.5	215.5	195.2
11	November	152.2	144.9	154.4r	149.7	150.4	175.1r	125.2	100.7	105.3r	176.8	191.6	209.1
12	December	143.7	138.9	139.6	132.4	157.8	153.5	110.6	85.5	102.0	174.6	187.8	192.6
AI	Annual Index	138.0	151.0	140.8	126.8	134.0	135.9	94.5	110.0	95.2	159.1	186.9	191.7

NOTE: Annual indexes are preliminary for 1954.

MONTHLY INDEX NUMBERS OF DECLARED VALUES, PRICES AND PHYSICAL VOLUME OF IMPORTS FOR CONSUMPTION, BY GROUPS

Interim base, 1948 = 100

Iron and Steel and their Products			Non-Ferrous Metals and their Products			Non-Metallic Minerals and their Products			Chemicals and Fertilizers			Miscellaneous Products			
1952	1953	1954	1952	1953	1954	1952	1953	1954	1952	1953	1954	1952	1953	1954	
INDEX OF DECLARED VALUES															
165.1	175.3	144.3	166.7	205.3	202.8	95.5	90.4	86.3	147.0	171.5	149.4	243.8	294.9	227.3	1
153.9	170.2	158.5	158.8	176.5	192.5	81.1	86.4	78.0	141.8	159.4	157.6	211.0	268.0	263.9	2
196.2	209.3	198.1	181.4	223.2	221.5	87.2	89.6	83.9	158.9	182.8	194.0	283.4	313.4	344.0	3
190.5	229.0	198.0	166.7	240.6	213.9	85.1	90.8	81.3	152.3	200.3	181.7	310.6	394.3	330.8	4
229.5	239.9	199.7	196.0	263.2	212.2	117.5	111.5	90.7	170.7	206.8	191.1	332.3	421.2	361.0	5
184.3	243.1	223.1	182.0	240.8	247.2	98.4	118.8	122.3	141.7	196.2	221.4	335.2	388.5	410.9	6
171.9	228.4	173.9	196.6	257.8	223.5	123.7	127.4	107.2	150.1	192.3	179.0	359.2	371.3	347.1	7
150.4	174.0	148.0	176.8	226.1	228.9	106.4	118.2	102.0	141.9	171.6	182.3	333.0	357.6	391.7	8
176.9	175.1	135.6	207.1	272.2	257.5	127.9	123.3	104.3	160.7	203.5	186.0	328.2	384.6	339.6	9
186.7	160.5	133.2	240.1	276.9	285.5	123.7	121.7	106.5	181.3	190.9	201.5	381.0	357.0	347.6	10
170.9	158.5	151.2	241.0	268.0	281.6	117.7	119.5	117.9	177.3	187.3	210.5	351.9	331.3	397.1	11
171.6	166.7	149.9	221.0	235.2	264.6	106.4	104.4	102.5	164.4	171.0	171.5	344.5	292.9	305.1	12
179.0	184.2	167.9	194.5	240.5	235.7	105.9	108.5	98.6	157.3	186.2	185.5	317.9	347.9	338.9	AI
INDEX OF PRICES															
119.4	117.0	120.7	122.8	119.9	118.3	106.8	102.8	106.3	113.7	107.3	108.9	145.0	113.1	102.7	1
118.9	117.9	119.8	122.4	120.8	117.6	105.6	101.1	105.0	113.3	107.7	108.6	141.0	114.7	101.8	2
118.7	118.7	120.2	122.1	120.6	118.3	104.1	102.9	103.6	110.8	108.7	110.5	138.0	116.6	102.5	3
117.7	119.1	121.5	120.9	119.9	119.1	102.9	103.3	104.7	108.6	109.2	109.6	129.6	114.0	102.3	4
118.0	120.3	121.4	120.9	121.7	119.9	101.5	103.3	102.7	108.8	108.9	109.7	124.1	113.7	103.3	5
117.5	120.6	120.8	120.5	121.3	120.4	100.7	104.6	102.2	108.0	110.8	108.0	123.9	111.8	104.2	6
116.8	121.0	120.2	119.9	118.8	120.5	99.0	104.3	101.7	108.1	109.5	107.9	117.8	111.5	104.8	7
114.9	121.2	119.7	118.3	119.3	119.7	97.9	106.2	100.9	106.5	109.8	106.3	112.6	110.3	105.4	8
114.8	121.9	120.0	117.3	118.6	119.6	99.4	108.0	100.3	105.7	110.7	106.8	112.1	109.1	107.3	9
116.3	121.8	120.1	119.3	118.4	119.8	100.7	108.0	100.2	106.9	110.0	107.2	110.8	109.2	106.9	10
117.8	121.2	120.1	120.0	117.6	119.9	101.6	106.9	101.5r	108.3	110.0	108.7r	111.0	106.5	107.3	11
116.8	120.6	120.2	119.3	117.9	119.7	103.1	107.4	100.4	107.1	109.5	108.5	110.7	103.8	110.4	12
117.3	120.1	120.4	120.5	119.7	119.4	101.7	104.8	102.5	109.0	109.4	108.4	123.5	111.0	104.9	AI
INDEX OF PHYSICAL VOLUME															
138.3	149.4	120.0	135.4	141.2	171.4	89.4	87.9	81.2	129.3	159.8	137.2	168.1	260.7	221.3	1
129.4	144.4	132.3	129.7	146.1	163.7	76.8	85.5	74.3	125.2	148.0	145.1	149.6	233.7	259.2	2
165.3	176.3	164.8	148.6	135.1	187.2	83.8	87.1	81.0	143.4	168.2	175.6	205.4	268.8	335.6	3
161.9	192.3	163.0	137.9	200.7	179.6	82.7	87.9	77.7	140.2	183.4	165.8	239.7	345.9	323.4	4
194.5	199.4	164.5	162.1	216.3	177.0	115.8	107.9	88.3	156.9	189.9	174.2	267.8	370.4	349.5	5
156.9	201.6	184.7	151.0	198.5	205.3	97.7	113.6	119.7	131.2	177.1	205.0	270.5	347.5	394.3	6
147.2	188.8	144.7	164.0	217.0	185.5	124.9	122.1	105.4	138.9	175.6	165.9	304.9	333.0	331.2	7
130.9	143.6	123.6	149.5	189.5	191.2	108.7	111.3	101.1	133.2	156.3	171.5	295.7	324.2	371.6	8
154.1	143.6	113.0	176.6	229.5	215.3	128.7	114.2	104.0	152.0	183.8	174.2	292.8	352.5	316.5	9
160.5	131.8	110.9	201.3	233.9	238.3	122.8	112.7	106.3	169.6	173.5	188.0	243.9	326.9	325.2	10
145.1	130.8	125.9	200.8	227.9	234.9	115.8	111.8	116.2r	163.7	170.3	193.7r	317.0	311.1	370.1	11
146.9	138.2	124.7	185.2	199.5	221.1	103.2	97.2	102.1	153.5	156.2	158.1	311.2	282.2	276.4	12
152.6	161.7	139.4	161.4	200.9	197.3	104.1	103.5	96.4	144.3	170.2	171.2	257.4	313.4	322.9	AI

STATISTICS CANADA LIBRARY
BIBLIOTHÈQUE STATISTIQUE CANADA



1010492887