

DOMINION BUREAU OF STATISTICS
International Trade Division
External Trade Section

Hand 6
1955

TRADE OF CANADA

IMPORTS

JULY, 1955

AND

SEVEN MONTHS ENDED JULY, 1955

Published by Authority of
The Right Honourable C. D. Howe, Minister of Trade and Commerce



IMPORTS INTO CANADA FOR CONSUMPTION

Changes affecting Previous Reports
 Cumulative totals adjusted in July Report

1955
 Import
 List No. 8

MONTH OF FEBRUARY, 1955

Class Number

8397 - Deduct from United States	31,140 lb.	\$ 22,118
8411 - Add to United States	31,140 lb.	\$ 22,118

MONTH OF APRIL, 1955

Class Number

6091 - Deduct from United States	1,000 oz.	-
--	-----------	---

MONTH OF MAY, 1955

Class Number

262 - Deduct from Australia	30,171 cwt.	-
7090 - Deduct from Netherlands	42,000 sq. ft.	-

MONTH OF JUNE, 1955

Class Number

5729 - Deduct from United States	10,000 cwt.	-
--	-------------	---

NOTE:

Class No. 140, unit of quantity GAL. should have read LB. for the months of January to June 1955 inclusive.




TABLE OF CONTENTS

	Page
EXPLANATORY NOTES	2
KEY TO ABBREVIATIONS OF COUNTRIES	3
SUMMARY TABLES:	
Imports into Canada for Consumption, by Countries ...	4
Imports into Canada for Consumption, by Main Groups	6
DETAILED TABLES:	
Imports for Consumption, by Articles and Countries:	
Agricultural and Vegetable Products (except Chemicals Fibres and Wood):	Class Number
A - Mainly Food	1 to 390
B - Other than Food	1501 to 1846
Animals and Animal Products (except Chemicals and Fibres)	2012 to 2348
Fibres, Textiles and Textile Products	3001 to 3576
Wood, Wood Products and Paper	4002 to 4311
Iron and Its products	5001 to 5733
Non-Ferrous Metals and Their Products (except Gold)	6001 to 6257
Non-Metallic Minerals and Their Products (except Chemicals)	7001 to 7304
Chemicals and Allied Products	8001 to 8950
Miscellaneous Commodities	9000 to 9279

VALUE AND VOLUME at end of report

EXPLANATORY NOTES

1. In all the tables of imports in this Report, the quantities and values are based upon the declarations of importers (import entries), as subsequently checked by Customs officials.
2. Weight, where shown is the net weight of the goods, that is, it excludes the weight of the covers or receptacles, except in cases of certain goods, as provided in the Customs Tariff.
3. The expression "ton" means 2,000 pounds, and "cwt." 100 pounds, avoirdupois. Where other units of quantity are used, Imperial standards apply.
4. In this Report are trade items such as "Engines, gas, n.o.p., and parts", which show both quantities and values. In the item "Engines, gas, n.o.p., and parts", the quantity represents the number of complete gas engines only, while the value represents not only the value of the specified number of complete gas engines but also the value of all kinds of "Parts" of gas engines; therefore, in this item, and in similar items, the average value per unit cannot be ascertained.
5. "Imports" means "Imports entered for Consumption". "Entered for Consumption" does not imply that the goods have been actually consumed in Canada, but that they have passed into the custody of the importer and that duty has been paid on the dutiable portion.
6. For statistical purposes, the value of merchandise imported, as shown in this Report, is the value as determined for Customs duty purposes. In most cases, this would be the invoice value of the goods converted to Canadian dollars at authorized exchange ratios. The value does not include charges such as freight, insurance, handling, duties or taxes.
7. Imports into Canada are classified as received from the countries whence they were consigned to Canada. The countries of consignment are the countries from which the goods have come, without interruption of transit, except in the course of transshipment or transfer from one conveyance to another. The countries whence goods are consigned are not necessarily the countries of actual origin, since goods produced in one country may be purchased by a firm in another country and thence despatched, after a longer or shorter interval, to Canada. In such cases the second country would be the country of consignment to which the goods would be credited. An example is the case of tea grown in the Orient but purchased in the bonded market in London, England; Canadian statistics record such imports as coming from the United Kingdom.
8. The initials "N.O.P." mean "not otherwise provided for".
9. Some of the descriptions of articles used in this Report are abbreviated and incomplete due to lack of space and mechanical limitations. Full descriptions are shown in the annual printed report of the Trade of Canada.
10. Throughout this Report, figures are subject to revision.
11. The Foreign Trade of Newfoundland is included as from April 1, 1949.

KEY TO ABBREVIATIONS OF COUNTRIES

Note:— The classification of Countries with a statement of the territorial limits used for statistical purposes will be found in Volume I of the Annual Report of the Trade of Canada.

Aden	Aden	Iran	Iran
Afghan	Afghanistan	Iraq	Iraq
Alaska	Alaska	Ireland	Ireland
Albania	Albania	Israel	Israel
Virgin Is	American Virgin Islands	Ital Afr	Italian Africa
A E Sudan	Anglo-Egyptian Sudan	Italy	Italy
Arabia	Arabia	Jamaica	Jamaica
Argentina	Argentina	Japan	Japan
Australia	Australia	Jordan	Jordan
Austria	Austria	Korea	Korea
Azores	Azores and Madeira	Latvia	Latvia
Bahamas	Bahamas	Lebanon	Lebanon
Barbados	Barbados	Leew Wind	Leeward and Windward Islands
Bel Congo	Belgian Congo	Liberia	Liberia
Belgium	Belgium and Luxembourg	Libya	Libya
Bermuda	Bermuda	Lithuania	Lithuania
Bolivia	Bolivia	Madagascar	Madagascar
Brazil	Brazil	Malaya	Malaya and Singapore
B E Afr	British East Africa	Malta	Malta
B Guiana	British Guiana	Mexico	Mexico
B Hond	British Honduras	Morocco	Morocco
Bulgaria	Bulgaria	Nethrlnds	Netherlands
Burma	Burma	Neth Ant	Netherlands Antilles
Canary Is	Canary Islands	New Zeal	New Zealand
Ceylon	Ceylon	Nicaragua	Nicaragua
Chile	Chile	Nigeria	Nigeria
China	China, except Taiwan	Norway	Norway
Colombia	Colombia	B E I Other	Other British East Indies
C Rica	Costa Rica	B Oceania	Other British Oceania
Cuba	Cuba	B S A Other	Other British South Africa
Czecho S	Czechoslovakia	B W A Other	Other British West Africa
Denmark	Denmark	Pakistan	Pakistan
Dom Rep	Dominican Republic	Panama	Panama
Ecuador	Ecuador	Paraguay	Paraguay
Egypt	Egypt	Peru	Peru
El Salvd	El Salvador	Phil	Philippines
Estonia	Estonia	Poland	Poland
Ethiopia	Ethiopia	Portugal	Portugal
Falkland	Falkland Islands	Port E AF	Portuguese East Africa
Finland	Finland	Port W AF	Portuguese West Africa
Fiji	Fiji	Port Asia	Portuguese Asia
France	France	P Rico	Puerto Rico
Fr Africa	French Africa	Rhod Nyas	Rhodesia and Nyasaland
Fr E Ind	French East Indies	Roumania	Roumania
Fr Guiana	French Guiana	U S S R	U.S.S.R. (Russia)
Fr Oceana	French Oceania	S Leone	Sierra Leone
Fr W Ind	French West Indies	Spain	Spain
Gambia	Gambia	Span Afr	Spanish Africa
Germany E	Germany, Eastern	St. Pierre	St. Pierre and Miquelon
Germany W	Germany, Federal Republic of	Surinam	Surinam
Gibraltar	Gibraltar	Sweden	Sweden
G Coast	Gold Coast	Switzrlnd	Switzerland
Greece	Greece	Syria	Syria
Greenland	Greenland	Taiwan	Taiwan (Formosa)
Guatemala	Guatemala	Thailand	Thailand (Siam)
Haiti	Haiti (Republic of)	Trinidad	Trinidad and Tobago
Hawaii	Hawaii	Turkey	Turkey
Honduras	Honduras	Un So Afr	Union of South Africa
Hong Kong	Hong Kong	U Kingdom	United Kingdom
Hungary	Hungary	U States	United States
Iceland	Iceland	U S Ocea	United States Oceania
India	India	Uruguay	Uruguay
Indonesia	Indonesia	Venezuela	Venezuela
		Yugo Slav	Yugoslavia

IMPORTS INTO CANADA FOR CONSUMPTION, BY COUNTRIES (EXCLUDING GOLD)

Countries	Month of July		Seven Months ended July	
	1954	1955	1954	1955
	\$	\$	\$	\$
Commonwealth Countries				
United Kingdom	34,988,821	33,508,021	239,117,903	216,441,499
Aden	-	55	70,272	20,546
British East Africa	822,487	389,237	7,174,991	5,430,859
Rhodesia and Nyasaland	62,996	78,526	1,039,926	184,200
Union of South Africa	374,959	492,931	2,699,063	3,059,049
Other British South Africa	-	-	1,558	104
Gambia	-	-	-	-
Gold Coast	219,903	-	1,707,900	1,488,169
Nigeria	-	741	772,812	742,772
Sierra Leone	-	-	7,398	6,122
Other British West Africa	-	-	500	-
Anglo-Egyptian Sudan	-	-	9,070	48,820
India	2,063,257	2,204,223	16,237,053	20,761,616
Pakistan	14,565	144,257	353,218	483,377
Ceylon	875,694	919,933	7,630,296	8,821,088
Malaya and Singapore	1,741,807	1,615,228	10,735,967	15,184,385
Other British East Indies	2,451	4,511	117,921	46,497
Bermuda	170,176	16,209	314,096	155,185
British Guiana	1,692,244	1,647,952	8,480,203	7,020,084
British Honduras	3,433	30,266	62,752	68,538
Barbados	2,363,448	1,945,332	3,653,163	5,962,862
Jamaica	1,491,748	2,159,051	9,292,542	9,673,474
Trinidad and Tobago	1,776,557	1,032,291	6,124,144	6,180,282
Bahamas	14,514	5,983	195,670	153,524
Leeward and Windward Islands	493,787	532,987	991,978	2,327,896
Falkland Islands	-	-	-	-
Gibraltar	-	-	-	25
Hong Kong	295,921	456,978	2,412,687	3,507,974
Malta	5,166	2,984	34,670	24,924
Australia	1,251,628	1,542,436	9,005,396	9,996,640
Fiji	192	136	2,361,850	1,617,195
New Zealand	566,591	1,080,138	5,623,525	8,302,159
Other British Oceania	-	-	-	-
Total Commonwealth Countries	51,292,345	49,810,406	336,228,524	327,709,865
Foreign Countries				
Afghanistan	-	-	9,232	113
Albania	-	-	-	-
Arabia	271,329	-	1,201,368	4,223,397
Argentina	203,519	368,318	1,566,104	2,202,641
Austria	279,423	239,757	1,857,978	1,543,046
Belgium and Luxembourg	2,388,481	1,882,106	14,212,180	13,714,685
Belgian Congo	230,976	45,038	1,260,265	1,692,601
Bolivia	-	-	260,616	3,200
Brazil	1,523,215	2,192,190	17,891,536	14,804,028
Bulgaria	-	-	88	689
Burma	-	-	79,427	6,700
Chile	23,008	1,164	221,319	232,946
China, (except Taiwan)	85,104	187,171	1,450,363	2,011,111
Taiwan	53,575	6,497	54,205	84,878
Colombia	2,822,330	1,620,069	14,867,211	10,791,025
Costa Rica	1,077,544	473,353	4,618,850	3,491,421
Cuba	837,478	514,549	6,944,890	6,314,461
Czechoslovakia	146,018	317,627	1,042,721	1,491,516
Denmark	172,640	307,086	1,695,113	1,921,453
Greenland	1,539	645	5,599	7,318
Dominican Republic	151,415	99,437	1,393,953	1,266,387
Ecuador	422,786	457,003	1,651,878	3,406,321
Egypt	11,885	18,509	290,877	257,717
El Salvador	53,414	100,185	586,568	2,220,234
Estonia	610	-	4,040	1,582
Ethiopia	-	-	21,298	28,648
Finland	38,745	23,133	300,866	184,274
France	1,653,982	2,121,893	11,636,981	12,512,096
French Africa	480,808	389,719	1,687,794	1,693,668
French East Indies	-	1,311	13,976	32,168
French Guiana	-	-	-	25
French Oceania	-	-	3,000	-
French West Indies	-	56,790	400	57,790
Madagascar	4,158	11,370	246,784	12,591
St. Pierre and Miquelon	4,887	4,181	13,883	14,610

Countries	Month of July		Seven Months ended July	
	1954	1955	1954	1955
	\$	\$	\$	\$
Foreign Countries - Concluded				
Germany, Federal Republic of	3,874,195	4,694,868	21,894,919	26,390,317
Germany, Eastern	36,282	50,207	232,874	253,800
Greece	26,098	24,662	137,736	148,410
Guatemala	313,066	388,432	3,093,575	3,390,667
Haiti	50,272	128,087	843,494	819,664
Honduras	417,424	317,978	1,895,982	927,214
Hungary	1,652	9,102	148,444	64,693
Iceland	847	80	54,780	6,316
Iran	31,382	10,144	915,200	1,000,725
Iraq	493	-	10,223	532,910
Ireland	105,300	17,086	1,008,057	186,053
Italy	1,164,209	1,832,400	7,064,329	8,560,390
Italian Africa	-	-	-	-
Libya	-	-	72	2,913
Japan	1,689,165	2,775,337	8,338,964	16,680,461
Korea	1,198	-	165,344	221,215
Latvia	395	650	4,245	4,590
Liberia	-	-	132,499	-
Lithuania	650	-	1,625	-
Mexico	858,779	1,630,163	10,025,370	11,837,660
Morocco	19,174	13,324	103,561	95,649
Netherlands	2,215,497	1,286,188	12,099,324	10,002,965
Indonesia	48,579	-	362,592	805,565
Surinam	269,831	333,037	1,339,093	1,576,211
Netherlands Antilles	1,595,037	1,736,154	7,927,142	14,279,990
Nicaragua	51,636	209,742	132,481	553,401
Norway	198,538	262,637	1,209,331	1,263,724
Israel	89,080	84,195	659,665	682,253
Panama	378,584	823,580	3,313,950	4,956,406
Paraguay	32,829	38,656	279,409	135,105
Peru	405,406	108,676	1,799,566	414,364
Philippines	329,859	105,342	2,080,196	1,067,680
Poland	39,082	41,253	236,682	222,245
Portugal	112,602	134,929	813,273	956,188
Azores and Madeira	15,162	13,205	95,566	100,015
Portuguese East Africa	-	15,314	27,791	38,925
Portuguese West Africa	-	-	161,966	21,336
Portuguese Asia	-	-	697	-
Roumania	1,395	-	3,134	-
Thailand	17,838	674	372,183	504,985
Spain	363,531	446,454	3,555,328	3,226,302
Canary Islands	499	3,458	14,100	18,950
Spanish Africa	-	-	-	15,857
Sweden	856,373	1,079,016	5,045,209	6,338,712
Switzerland	1,339,624	1,247,771	11,039,496	9,545,764
Lebanon	2,229,527	1,610,208	9,278,121	8,004,089
Syria	342	309,042	9,313	319,586
Jordan	-	-	-	781
Turkey	17,032	58,948	337,368	493,202
U. S. S. R. (Russia)	36,759	33,335	175,047	111,804
United States	240,556,709	274,385,222	1,743,337,905	1,923,628,217
Alaska	1,463,103	491,238	4,084,696	2,315,456
American Virgin Islands	-	-	44	181
Hawaii	169,037	369,985	2,534,444	1,622,546
Puerto Rico	92,357	113,625	936,745	472,601
United States Oceania	-	-	-	-
Uruguay	71,170	18,577	665,726	284,761
Venezuela	15,415,924	13,975,337	97,919,609	102,675,722
Yugoslavia	11,040	159,514	119,873	336,790
Total Foreign Countries	289,953,432	322,826,933	2,055,129,721	2,254,341,666
GRAND TOTAL	341,245,777	372,637,339	2,391,358,245	2,582,051,531

IMPORTS INTO CANADA FOR CONSUMPTION FROM ALL COUNTRIES, FROM THE UNITED KINGDOM
 AND FROM THE UNITED STATES, BY MAIN GROUPS (EXCLUDING GOLD)

Main Groups	Month of July		Seven Months ended July	
	1954	1955	1954	1955
	\$	\$	\$	\$
<u>ALL COUNTRIES</u>				
Agricultural and Vegetable Products (except Chemicals, Fibres and Wood)	43,486,877	40,491,978	298,518,055	311,459,860
Animals and Animal Products (except Chemicals and Fibres)	5,708,806	7,132,220	49,198,500	57,417,162
Fibres, Textiles and Textile Products	25,131,614	27,359,418	193,334,153	217,931,309
Wood, Wood Products and Paper	12,613,589	14,721,878	94,962,050	106,532,053
Iron and Its Products	113,191,322	133,354,621	848,415,057	907,036,318
Non-Ferrous Metals and Their Products	28,189,315	26,501,513	191,885,936	203,225,357
Non-Metallic Minerals and Their Products (except Chemicals)	54,381,654	53,520,080	328,479,484	339,524,833
Chemicals and Allied Products	17,582,584	21,020,561	126,945,913	142,482,485
Miscellaneous Commodities	40,960,016	48,535,070	259,619,097	296,442,154
Total	341,245,777	372,637,339	2,391,358,245	2,582,051,531
<u>UNITED KINGDOM</u>				
Agricultural and Vegetable Products (except Chemicals, Fibres and Wood)	1,963,725	1,927,010	13,891,502	14,069,864
Animals and Animal Products (except Chemicals and Fibres)	680,534	929,242	6,209,591	6,274,553
Fibres, Textiles and Textile Products	8,355,252	8,826,810	54,170,625	54,473,895
Wood, Wood Products and Paper	427,978	480,226	2,707,710	2,987,449
Iron and Its Products	10,805,443	9,192,407	89,137,285	63,320,111
Non-Ferrous Metals and Their Products	5,283,737	3,116,231	28,250,410	25,622,707
Non-Metallic Minerals and Their Products (except Chemicals)	2,851,208	3,096,066	15,655,878	15,839,586
Chemicals and Allied Products	1,550,160	2,281,545	10,388,766	11,947,724
Miscellaneous Commodities	3,070,784	3,658,484	18,706,136	21,905,610
Total	34,988,821	33,508,021	239,117,903	216,441,499
<u>UNITED STATES</u>				
Agricultural and Vegetable Products (except Chemicals, Fibres and Wood)	20,481,130	20,069,235	139,722,494	151,503,718
Animals and Animal Products (except Chemicals and Fibres)	3,361,196	3,843,018	30,239,121	36,642,169
Fibres, Textiles and Textile Products	11,791,490	11,413,610	102,342,062	116,362,700
Wood, Wood Products and Paper	11,375,158	13,245,584	86,575,328	96,816,170
Iron and Its Products	97,647,652	118,724,975	732,947,636	813,990,726
Non-Ferrous Metals and Their Products	18,390,485	19,070,862	141,387,662	152,942,238
Non-Metallic Minerals and Their Products (except Chemicals)	29,243,557	29,042,865	181,219,612	177,449,770
Chemicals and Allied Products	15,182,042	17,450,721	110,883,283	123,505,386
Miscellaneous Commodities	33,083,999	41,524,352	218,020,707	254,415,340
Total	240,556,709	274,385,222	1,743,337,905	1,923,628,217

IMPORTS INTO CANADA FOR CONSUMPTION

Articles and Countries from which Imported	MONTH OF JULY 1955		SEVEN MONTHS ENDED JULY 1955		Class Number	
	Quantities	Values (\$)	Quantities	Values (\$)		
GROUP 1						
AGRICULTURAL PRODUCTS						
A MAINLY FOOD						
APPLES FRESH	236 NEW ZEAL 400 U STATES		1379700 32328111	105417 1838337	1	
APRICOTS QUINCES FRESH	312 CHILE 400 U STATES		8780 1176182	1499 119624	2	
BANANAS	314 COLOMBIA 315 C RICA 316 CUBA 320 DOM REP 321 ECUADOR 337 GUATEMALA 338 HAITI 339 HONDURAS 361 PANAMA 400 U STATES	10305 47439 20 12780 52695 35351 523 35152 102816 328	77331 408867 252 95637 444349 270204 4386 268347 818382 3929	148834 320054 290 17701 400849 150763 523 122583 602425 1394	1104824 2567489 2631 132203 3090806 1173682 4386 859931 4863733 13152	3
CHERRIES FRESH	400 U STATES		1765416	13812837	4	
CRANBERRIES FRESH	400 U STATES		2096908	495164	5	
GRAPEFRUIT FRESH	100 U KINGDOM 224 JAMAICA 231 HONG KONG 360 ISRAEL 400 U STATES		1020 11536 2910 132000 86672286	88 879 276 6891 2975765	6	
GRAPES FRESH	207 UN SO AFR 304 ARGENTINA 312 CHILE 400 U STATES		195720 10110 434369 18919893	20698 2390 88379 2122237	7	
GUAVAS MANGOES PLANTAINS FRESH	400 U STATES		19560092	2233704	8	
LEMONS FRESH	352 MEXICO 360 ISRAEL 400 U STATES		876 300 1500 265836	3111 960 6528 1462323	9	
LIMES FRESH	400 U STATES		267636	1469811	10	
MUSKMELONS CANTALOUPE FRESH	312 CHILE 352 MEXICO 400 U STATES		14576 205886 1575555 13386376	53269 15835 121782 710773	11	
MELONS FRESH M O P	316 CUBA 352 MEXICO 400 U STATES		15167817	848390	12	
ORANGES MANDARINES FRESH	100 U KINGDOM 225 TRINIDAD 231 HONG KONG 344 ITALY 347 JAPAN 352 MEXICO 360 ISRAEL 372 SPAIN 400 U STATES		525 308030 2533141 2841696	999 122462 118163 1241624	13	
PEACHES FRESH	312 CHILE 400 U STATES		6820089	12931869	14	
PEARS FRESH	304 ARGENTINA 400 U STATES		4627 3181086 3185713	843 343067 343910	15	
PINEAPPLES FRESH	316 CUBA 352 MEXICO 383 HAWAII 384 P RICO 400 U STATES		54844 2984064 3038908	9133 218690 227823	16	
PLUMS OR PRUNES FRESH	312 CHILE 400 U STATES		186998	647726	17	

IMPORTS INTO CANADA FOR CONSUMPTION

Articles and Countries from which Imported	MONTH OF JULY 1955		SEVEN MONTHS ENDED JULY 1955		Class Number
	Quantities	Values (\$)	Quantities	Values (\$)	
BERRIES FRESH N O P 400 U STATES	LB 368126	63281	425586	77073	18
STRAWBERRIES FRESH 400 U STATES	LB 2137399	402658	5835784	1224536	19
FRESH FRUITS N O P 383 HAWAII 400 U STATES		361 5900 6261		2870 66253 69123	20
APPLES DRIED 354 NETHRLNDS 400 U STATES	LB 4825	1602	2500 342336	703 19440	31
APRICOTS NECTARINES DRIED 207 UN SO AFR 234 AUSTRALIA 372 SPAIN 400 U STATES	LB 8050	2768	6250 216845 53251	2690 71516 7881	32
BANANAS DRIED 309 BRAZIL	LB 2200	2241	8089	8206	33
CURRENTS DRIED 234 AUSTRALIA 400 U STATES	LB 262808	36544	1186288	151367	34
DATES 100 U KINGDDM 231 HONG KONG 342 IRAN 343 IRAQ 400 U STATES	LB 203000	14853	1048040	84855	36
FIGS DRIED AND FIG PASTE 379 TURKEY 400 U STATES	LB 67937	11754	1342220	123344	37
PEACHES DRIED 234 AUSTRALIA 400 U STATES	LB 23907	5423	24303 140167	3182 35274	38
PRUNES OR PLUMS DRIED UNPITTED 231 HONG KONG 400 U STATES	LB 619595	121504	948 7038494	317 1308243	39
PEARS DRIED 400 U STATES	LB 4135	1384	39873	13748	40
RAISINS 234 AUSTRALIA 372 SPAIN 400 U STATES	LB 977016	142994	5962085 9369	862806 473	41
FRUITS DRIED N O P 231 HONG KONG 347 JAPAN 353 MOROCCO 400 U STATES	LB 543	287	7990 180	3652 90	42
RASPBERRIES FROZEN 1LB OR LESS 400 U STATES	LB 27000	8074	79199	24564	43
RASPBERRIES FROZEN OVER 1 LB 354 NETHRLNDS	LB		530	65	44
STRAWBERRIES FROZEN 1LB OR LESS 400 U STATES	LB 92620	26086	378079	111793	45
STRAWBERRIES FROZEN OVER 1 LB 354 NETHRLNDS 400 U STATES	LB 2500	407	157010	32077	46
FRUITS N O P FROZEN 1LB OR LESS 400 U STATES	LB 2558	506	93751	15618	47
FRUITS N O P FROZEN OVER 1 LB 354 NETHRLNDS 400 U STATES	LB 252800	30020	3438 642896	472 84343	48
APRICOTS CANNEO 100 U KINGDOM 207 UN SO AFR 234 AUSTRALIA 400 U STATES	LB 2850	379	38295	5122	49
PEACHES CANNED 234 AUSTRALIA 400 U STATES	LB 433959	58314	734841	97379	50
CHERRIES SULPHURED OR IN BRINE 344 ITALY	LB 144623	17615	1503159	227610	51
OLIVES SULPHURED OR IN BRINE 328 FR AFRICA 336 GREECE	LB 125125	7669	324774	30783	52

IMPORTS INTO CANADA FOR CONSUMPTION

Articles and Countries from which Imported	MONTH OF JULY 1955		SEVEN MONTHS ENDED JULY 1955		Class Number	
	Quantities	Values (\$)	Quantities	Values (\$)		
344 ITALY			3307	840	53	
353 MOROCCO			5000	1108		
363 PERU	1053	313	1053	313		
366 PORTUGAL	31525	2881	53956	7591		
372 SPAIN	477624	124503	2952883	692245		
383 HAWAII			4315	743		
400 U STATES	139922	34774	897649	174377		
	777749	170657	4419832	938513		
LEMON ORANGE GRAPE FRUIT RINDS						53
100 U KINGDOM				395		
231 HONG KONG		113		1696		
344 ITALY		31597		54212		
384 P RICO				7824		
400 U STATES				12117		
		31710		76244		
PEARS IN CANS					55	
234 AUSTRALIA	103098	14875	242828	33879		
400 U STATES	81931	12544	1213240	180321		
	185029	27419	1456068	214200		
PINEAPPLE IN CANS					56	
218 MALAYA	18120	2337	342780	37065		
234 AUSTRALIA	699180	120062	1797723	261954		
316 CUBA	54000	5467	75750	7620		
352 MEXICO	1643381	171886	2685426	274196		
383 HAWAII	1794185	239582	7625940	1038839		
393 TAIWAN	55500	4047	55500	4047		
400 U STATES	3409	730	269426	36426		
	4267775	544111	12852545	1660147		
FRUITS IN CANS N O P					57	
100 U KINGDOM			360	84		
231 HONG KONG			6201	1184		
234 AUSTRALIA	8175	1803	144729	18782		
335 GERMANY W	265	71	265	71		
347 JAPAN	198620	23815	1192485	147413		
354 NETHRLNDS	102463	10595	302278	41154		
375 SWEDEN			4725	1113		
383 HAWAII	2550	545	2550	545		
400 U STATES	318193	36798	2368114	248598		
	630266	73627	4021707	458944		
FRUITS NUTS PICKLED PRESERVED					60	
100 U KINGDOM	130	650	2989	7306		
215 INDIA	691	1077	3287	7178		
223 BARBADOS			3442	1380		
231 HONG KONG	168	509	3129	7856		
316 CUBA	9050	9840	27244	29477		
318 DENMARK			14	110		
327 FRANCE			44	197		
336 GREECE			56	111		
344 ITALY			800	718		
347 JAPAN	30	58	86	228		
353 MOROCCO	1500	2599	2117	3347		
354 NETHRLNDS	1237	852	6067	2547		
372 SPAIN	240	813	300	938		
400 U STATES	651	1504	18405	24496		
	13697	17902	67980	85889		
FRUIT PULP N O P					61	
100 U KINGDOM	45191	2116	396650	55374		
207 UN SO AFR			87440	9374		
231 HONG KONG			1540	317		
234 AUSTRALIA			595902	89061		
316 CUBA	175150	13896	341325	29143		
344 ITALY			18530	1069		
352 MEXICO	333889	31105	927795	88626		
354 NETHRLNOS	77374	5689	362693	38548		
372 SPAIN			136492	7547		
383 HAWAII	97291	9938	162430	17826		
393 TAIWAN			19125	1360		
400 U STATES	6930	1222	201880	26778		
	735825	63966	3251802	365023		
JELLIES JAMS MARMALADES					62	
100 U KINGDOM	304062	53431	2239370	377377		
221 B GUIANA			320	283		
224 JAMAICA			8400	1161		
231 HONG KONG			1200	260		
306 BELGIUM			1484	361		
318 DENMARK			3487	774		
327 FRANCE			950	161		
328 FR AFRICA	4497	468	11243	1242		
344 ITALY			353	127		
354 NETHRLNDS			20688	3247		
359 NORWAY			1853	277		
375 SWEOEN	3137	695	3137	695		
376 SWITZRLNO			903	354		
383 HAWAII			158	54		
400 U STATES	5966	2519	135189	37474		
	317662	57113	2428735	423847		
GRAPEFRUIT ORANGE LEMON PULP					63	
224 JAMAICA			85236	2305		
344 ITALY	20392	954	20392	954		
372 SPAIN	22429	922	54972	2728		
400 U STATES	9889	1084	46531	4308		
	52710	2960	207131	10295		
MIXED FRUITS IN CANS					64	
100 U KINGDOM	1450	229	5074	912		
234 AUSTRALIA	16430	2289	73165	11723		
383 HAWAII			11401	1490		

IMPORTS INTO CANADA FOR CONSUMPTION

Articles and Countries from which Imported	MONTH OF JULY 1955		SEVEN MONTHS ENDED JULY 1955		Class Number
	Quantities	Values (\$)	Quantities	Values (\$)	
400 U STATES	746995	106636	20302484	2802270	
ORANGE JUICE CONCENTRATED FROZ	764875	109154	20392124	2816395	
400 U STATES	171927	501458	1118612	2837749	65
FRUIT JUICE NOP CONCENTRD FROZ	171927	501458	1118612	2837749	
383 HAWAII			7020	20116	66
400 U STATES	78346	186335	247085	595520	
LEMON JUICE EXCEPT CONCENTRATD	78346	186335	254105	615636	
100 U KINGDOM		86		180	68
400 U STATES	51242	104617	151562	300516	
ORANGE JUICE EXCEPT CONCENTRTRD	51328	104797	152160	301487	
100 U KINGDOM		50		78	69
400 U STATES	468298	359424	3119321	2249025	
PECTIN	468348	359502	3119719	2249585	
100 U KINGDOM			27689	780	70
306 BELGIUM				500	
318 DENMARK				331	
335 GERMANY W	600	754	2281	2982	
400 U STATES	8820	11493	85806	123629	
LEMON JUICE CONCENTRATED FRESH	9420	12247	116607	128805	
344 ITALY		200		1451	71
400 U STATES	5246	28490	20506	66944	
ORANGE JUICE CONCENTRATD FRESH	5446	29941	20884	68851	
100 U KINGDOM				49	72
224 JAMAICA				1040	
352 MEXICO	2476	7372	3696	11000	
400 U STATES	10719	36965	73282	239180	
GRAPE JUICE OVER 1 GALLON	13195	44337	78067	254059	
400 U STATES				1745	73
LIME JUICE NOT REFINED				1745	
224 JAMAICA	420	323	420	323	74
225 TRINIDAD				799	
228 LEEW WIND	2062	935	8912	5155	
FRUIT JUICES SPIRIT FORTIFIED	2482	1258	10131	5957	
327 FRANCE				8	75
400 U STATES	144	1467	364	3563	
BLENDED FRUIT JUICES	144	1467	372	3857	
225 TRINIDAD	300	141	5850	2754	76
400 U STATES	230213	148553	1495845	913315	
FRUIT JUICE NOP EXCEPT CONCENT	230513	148694	1501695	916069	
100 U KINGDOM	1467	2863	9869	17339	77
234 AUSTRALIA				3242	
354 NETHRLNDS	613	956	1742	3074	
383 HAWAII	609	520	609	520	
400 U STATES	12623	13987	148514	154473	
GRAPEFRUIT JUICE EXCEPT CONCEN	15312	18326	163976	177433	
100 U KINGDOM				120	78
225 TRINIDAD	28296	20557	100276	60251	
400 U STATES	295980	145979	1688971	873776	
PINEAPPLE JUICE EXCEPT CONCENT	324276	166536	1789367	934192	
234 AUSTRALIA	27825	18175	28500	18623	79
352 MEXICO	19769	10801	92237	48993	
383 HAWAII	152073	92171	557154	334545	
400 U STATES	199667	121147	702513	415282	
FRUIT SYRUPS CONC JUICES N O P					80
100 U KINGDOM	79	457	961	2868	
234 AUSTRALIA				450	
327 FRANCE	505	720	65191	90490	
335 GERMANY W	73	177	183	487	
354 NETHRLNDS	114	213	629	1205	
400 U STATES	19660	57976	59575	196590	
COCOANUTS	20431	59543	126989	295302	
224 JAMAICA				800	81
228 LEEW WIND				5200	
339 HONDURAS	6500	547	70850	4993	
361 PANAMA				40000	
383 HAWAII				3750	
384 P RICO				362750	
400 U STATES				30700	
COCOANUT DESICCATED	6500	547	514050	32808	
100 U KINGDOM				130400	83
215 INDIA				11300	
217 CEYLON	828080	67565	4558670	400970	
364 PHIL	70300	9265	269800	36765	
383 HAWAII				900	
400 U STATES	113600	31609	1026211	288978	
COPRA NOT PREPARED	1011980	108439	5997281	740830	
364 PHIL				9702465	84
				709554	

IMPORTS INTO CANADA FOR CONSUMPTION

Articles and Countries from which Imported	MONTH OF JULY 1955		SEVEN MONTHS ENDED JULY 1955		Class Number
	Quantities	Values (\$)	Quantities	Values (\$)	
ALMONDS NOT SHELLED 344 ITALY	LB		2756	506	91
BRAZIL NUTS NOT SHELLED 309 BRAZIL	LB		719296	90640	92
FILBERTS HAZEL NOT SHELLED 344 ITALY	LB		719296	90640	93
PEANUTS GREEN SHELLED OR NOT	LB		108831	24396	94
100 U KINGDOM	30592	4707	569115	67314	
203 B E AFR			106059	13158	
207 UN SO AFR	455400	55830	8130676	815545	
215 INDIA	1277525	123204	18005979	1740763	
231 HONG KONG	747992	83972	3618096	447153	
309 BRAZIL	1486713	153287	2304531	240978	
313 CHINA	44800	6244	547751	70684	
335 GERMANY W	670606	83161	1960069	247832	
344 ITALY	219786	24176	440896	46790	
352 MEXICO	1205801	138959	18695531	2195169	
354 NETHRLNDS	19291	2792	739954	98652	
372 SPAIN			1355303	119542	
400 U STATES	82769	19728	155129	30870	
	6241275	696060	56629089	6134450	
PECANS NOT SHELLED 400 U STATES	LB		3403	746	95
WALNUTS NOT SHELLED	LB		3403	746	96
313 CHINA	159040	18741	205940	24080	
344 ITALY			54115	10813	
400 U STATES	37600	10232	177476	53120	
	196640	28973	437531	88013	
OTHER NUTS NOT SHELLED	LB				97
231 HONG KONG	200	62	3296	512	
344 ITALY			7716	911	
400 U STATES	4731	2622	45902	17569	
	4931	2684	56914	18992	
ALMONDS SHELLED	LB				101
100 U KINGDOM			45729	28601	
231 HONG KONG	445	842	1261	1900	
342 IRAN			15400	8345	
344 ITALY	75418	42684	208175	121000	
366 PORTUGAL	49692	28073	229905	119759	
372 SPAIN	8333	9738	660766	319535	
400 U STATES	5084	4140	29693	23455	
	138972	85477	1190929	622595	
PEANUTS N O P	LB				102
100 U KINGDOM			3330	1475	
215 INDIA			128800	11158	
218 MALAYA			2880	951	
231 HONG KONG	75432	16359	88854	20313	
347 JAPAN			320	84	
352 MEXICO			55100	5746	
400 U STATES	14921	6236	96551	37647	
	90353	22595	375835	77374	
WALNUTS SHELLED	LB				103
215 INDIA			711066	234009	
231 HONG KONG	56375	18653	468380	166307	
313 CHINA	133870	45005	3465495	1222194	
327 FRANCE			165798	90525	
342 IRAN			270133	103626	
344 ITALY	9572	4006	89847	39973	
388 YUGO SLAV			55114	21214	
400 U STATES	2325	2095	86618	48767	
	202142	69759	5312451	1926615	
OTHER NUTS SHELLED	LB				104
100 U KINGDOM			2724	1719	
231 HONG KONG	300	162	3469	1230	
344 ITALY	2756	628	6608	3112	
400 U STATES	7451	5299	76610	51087	
	10507	6089	89411	57148	
BRAZIL NUTS SHELLED	LB				105
309 BRAZIL	8052	5285	137215	83317	
363 PERU	13200	7816	13200	7816	
	21252	13101	150415	91133	
CASHEW NUTS SHELLED	LB				106
100 U KINGDOM			1530	1024	
215 INDIA	264150	111214	1049350	394688	
400 U STATES	5298	3133	70129	37401	
	269448	114347	1121009	433113	
PECANS SHELLED	LB				107
400 U STATES	8771	11606	274840	332012	
	8771	11606	274840	332012	
FILBERTS SHELLED	LB				108
354 NETHRLNDS			75802	32229	
376 SWITZRLND			17196	7145	
379 TURKEY	90083	36060	567041	237712	
400 U STATES			19003	10816	
	90083	36060	679042	287902	
ASPARAGUS FRESH	LB				111
400 U STATES	126305	18689	3463319	502260	
	126305	18689	3463319	502260	
BEANS GREEN FRESH	LB				112
231 HONG KONG			600	68	
352 MEXICO			23785	1828	
400 U STATES	226130	17464	7028722	583363	
	226130	17464	7053107	585259	

IMPORTS INTO CANADA FOR CONSUMPTION

Articles and Countries from which Imported	MONTH OF JULY 1955		SEVEN MONTHS ENDED JULY 1955		Class Number
	Quantities	Values (\$)	Quantities	Values (\$)	
BEETS FRESH EXCEPT SUGAR BEETS 400 U STATES	LB 4 602 27	1 500	3 409 864	1 298 51	114
CABBAGE FRESH	LB 4 602 27	1 500	3 409 864	1 298 51	115
352 MEXICO 400 U STATES	LB 1 091 014	2 389 9	8 330 0 5 918 037 7	3 346 1 711 161	116
CARROTS FRESH	LB 1 091 014	2 389 9	5 926 367 7	1 714 507	117
400 U STATES	LB 5 529 462	16 190 7	7 151 557 0	2 115 084	118
CAULIFLOWER FRESH	LB 5 529 462	16 190 7	7 151 557 0	2 115 084	119
400 U STATES	LB 9 748 3	6 877	1 530 336 7	6 785 98	120
CELERY FRESH	LB 9 748 3	6 877	1 530 336 7	6 785 98	121
400 U STATES	LB 3 736 489	15 752 4	6 599 455 4	2 820 950	122
CUCUMBERS FRESH	LB 3 736 489	15 752 4	6 599 455 4	2 820 950	123
316 CUBA 400 U STATES	LB 8 794 68	2 923 6	9 592 3 9 272 751	9 155 5 940 19	124
LETTUCE FRESH	LB 8 794 68	2 923 6	9 368 67 4	60 317 4	125
400 U STATES	LB 2 270 553	1 179 12	7 708 538 6	3 309 034	126
MUSHROOMS TRUFFLES FRESH	LB 2 270 553	1 179 12	7 708 538 6	3 309 034	127
100 U KINGDOM 231 HONG KONG 327 FRANCE 335 GERMANY W 347 JAPAN 365 POLAND 400 U STATES	LB 7 50 70 79	2 55 12 675	80 1 343 2 626 0 65 4 334 4 220	55 2 789 8 463 190 7 370 7 670	128
ONIONS FRESH	LB 1 891 8	4 482	3 531 56	8 733 1	129
234 AUSTRALIA 236 NEW ZEAL 312 CHILE 322 EGYPT 344 ITALY 354 NETHRLNDS 372 SPAIN 400 U STATES	LB 2 674 7	1 741 2	4 244 68	1 732 05	130
265 680 96 469 6 1 861 030 2 274 490 1 557 51 81 520 1 300 85 9 6 153 610 5	9 139 30 720 60 514 40 399 6 913 2 762 3 650 5 1 714 54 3	123	131		
PEAS GREEN FRESH	LB 5 435 80 6	14 156 3	6 844 013 1	1 901 495	132
352 MEXICO 400 U STATES	LB 1 160 28	1 114 4	9 062 4 6 425 07	7 218 61 695	133
POTATOES SWEET AND YAMS FRESH	CWT 1 160 28	1 114 4	7 331 31	6 891 3	134
231 HONG KONG 400 U STATES	CWT 10 893	118 6 165	66 4 350 9	668 3 251 79	135
POTATOES FRESH EXCEPT SEED	CWT 903	6 283	4 357 5	3 258 47	136
316 CUBA 400 U STATES	LB 2 593 50	5 042 23	1 915 4 1 967 935	7 678 3 5 509 420	137
SPINACH FRESH	LB 2 593 50	5 042 23	1 987 08 9	5 586 20 3	138
400 U STATES	LB 10 487 9	5 367	5 625 131	3 459 55	139
TOMATOES FRESH	LB 10 487 9	5 367	5 625 131	3 459 55	140
227 BAHAMAS 316 CUBA 352 MEXICO 400 U STATES	LB 9 008 901	6 743 71	12 478 42 4 378 0 3 559 359 5 6 073 109 9	9 426 9 5 181 1 960 051 4 135 672	141
VEGETABLES FRESH N O P	LB 9 008 901	6 743 71	9 761 631 6	6 195 17 3	142
231 HONG KONG 304 ARGENTINA 306 BELGIUM 312 CHILE 316 CUBA 322 EGYPT 335 GERMANY W 344 ITALY 352 MEXICO 354 NETHRLNDS 375 SWEDEN 400 U STATES	LB 2 761	417	1 291 81 3 67 2 481 1 500 4 915 1 378 1 1 320 4 5 381 3 1 684 32 2 610 0 3 193 9 3 616 773 2	1 260 6 59 681 264 872 1 151 2025 4 451 1 655 6 4 838 5 989 2 243 11 6	143
VEGETABLES FROZEN 1 LB OR LESS	LB 4 297 623	1 922 88	3 661 344 5	2 292 60 8	144
400 U STATES	LB 5 429 45	1 112 38	4 599 015	8 391 75	145
VEGETABLES FROZEN OVER 1 LB	LB 5 429 45	1 112 38	4 599 015	8 391 75	146
400 U STATES	LB 4 481 99	6 800 0	2 772 670	3 838 58	147
MUSTARD LIQUID	LB 4 481 99	6 800 0	2 772 670	3 838 58	148
100 U KINGDOM 305 AUSTRIA 306 BELGIUM 327 FRANCE 335 GERMANY W 354 NETHRLNDS 400 U STATES	LB 174	142 9		170 334 123 3171 3 590 654 3 256	149
PASTE HASH VEGETABLE MEAT FISH	LB 14 212 4	3 242 6	4 485 07	10 466 4	150
100 U KINGDOM 231 HONG KONG 234 AUSTRALIA	LB 120 182 4	69 420	1 355 1 82 4	798 420	151

IMPORTS INTO CANADA FOR CONSUMPTION

Articles and Countries from which Imported	MONTH OF JULY 1955		SEVEN MONTHS ENDED JULY 1955		Class Number
	Quantities	Values (\$)	Quantities	Values (\$)	
318 DENMARK	409	248	9183	5151	
327 FRANCE	327	336	12405	10709	
344 ITALY	240	235	3958	1570	
347 JAPAN			2128	605	
354 NETHRLNDS			1733	733	
359 NORWAY	6540	855	18799	2862	
376 SWITZRLND			140	52	
400 U STATES	25817	7393	236206	80974	
POTATOES DRIED	177401	41982	736238	208538	133
100 U KINGDOM	LB 12000	3084	20400	4742	
400 U STATES			192718	33482	
VEGETABLES DRIED N O P	12000	3084	213118	38224	134
100 U KINGDOM	LB		4140	714	
231 HONG KONG	2874	783	35508	13106	
322 EGYPT	19953	3419	62637	12273	
327 FRANCE	1200	487	8651	3425	
347 JAPAN	150	57	2563	974	
354 NETHRLNDS			1482	201	
400 U STATES	187580	47754	963470	261455	
TOMATO JUICE CONCENTRATED	211757	52500	1078451	292148	136
400 U STATES	LB		20250	5427	
TOMATOES CANNED			20250	5427	137
234 AUSTRALIA	LB		629958	61606	
344 ITALY	158172	11056	835124	64918	
352 MEXICO			550533	41284	
372 SPAIN			188418	12052	
400 U STATES	910140	68338	6852817	544136	
TOMATO PASTE CANNED	1068312	79394	9056850	723996	138
344 ITALY	LB 62853	9711	1563628	229090	
366 PORTUGAL	3307	412	3307	412	
400 U STATES	98101	15290	1812188	268312	
TOMATO PULP AND PUREE CANNED	164261	25413	3379123	497814	139
344 ITALY	LB		551200	65723	
372 SPAIN			472	67	
400 U STATES			234551	15346	
TOMATO JUICE EXCEPT CONCENTRTO			786223	81136	140
400 U STATES	LB 3138541	214091	15501431	1050677	
ASPARAGUS IN CANS	3138541	214091	15501431	1050677	141
306 BELGIUM	LB		2342	420	
327 FRANCE	9240	2636	14850	4266	
400 U STATES	38747	7631	371194	90712	
CORN IN CANS	47987	10267	388386	95398	143
400 U STATES	LB 185700	24240	2983062	399125	
MUSHROOMS AND TRUFFLES IN CANS	185700	24240	2983062	399125	144
100 U KINGDOM	LB		156	112	
231 HONG KONG			1872	2102	
318 DENMARK			474	564	
327 FRANCE	32101	8446	236882	66686	
344 ITALY	150	133	150	133	
347 JAPAN			711	370	
376 SWITZRLND			248	156	
400 U STATES	16420	8562	74265	38386	
PEAS IN CANS	48671	17141	314758	108509	145
306 BELGIUM	LB		3072	537	
327 FRANCE	400	116	7088	1359	
354 NETHRLNDS			1140	101	
400 U STATES	9860	694	984360	89970	
VEGETABLE JUICE N O P CANNED	10260	810	995660	91967	146
400 U STATES	LB 2925	782	34370	4927	
VEGETABLES N O P IN CANS	2925	782	34370	4927	147
231 HONG KONG	LB 5376	1073	44472	10054	
306 BELGIUM			10345	1345	
327 FRANCE			2590	440	
335 GERMANY W	530	109	24207	1982	
336 GREECE			1125	219	
344 ITALY	8663	1990	8663	1990	
347 JAPAN	2787	690	12293	2765	
354 NETHRLNDS	21523	1845	60257	6905	
393 TAIWAN			5400	783	
400 U STATES	307973	31051	1918996	176763	
PIMENTOS IN CANS	346852	36758	2088348	203246	148
372 SPAIN	LB		82166	20497	
400 U STATES	4200	1465	137738	41712	
BEANS GREEN OR WAX CANNED	4200	1465	219904	62209	149
306 BELGIUM	LB		1356	235	
327 FRANCE	5300	901	8603	1579	
353 MOROCCO			53	72	
354 NETHRLNDS			8969	1331	
400 U STATES	11825	945	127199	10514	
	17125	1846	146180	13731	

IMPORTS INTO CANADA FOR CONSUMPTION

Articles and Countries from which Imported		MONTH OF JULY 1955		SEVEN MONTHS ENDED JULY 1955		Class Number
		Quantities	Values (\$)	Quantities	Values (\$)	
BEANS BAKED CANNED	354 NETHRLNDS	LB 5276	746	7612	1198	150
	400 U STATES	282064	27011	2706804	244829	
		287340	27757	2714416	246027	
PICKLES	100 U KINGDOM	GAL 2203	5016	12326	29888	152
	215 INDIA			66	110	
	231 HONG KONG	219	490	9367	13833	
	234 AUSTRALIA			44	209	
	306 BELGIUM			255	445	
	318 DENMARK			49	89	
	327 FRANCE			178	800	
	335 GERMANY W	34	63	606	1369	
	344 ITALY	319	412	33529	59553	
	347 JAPAN	222	487	4141	7644	
	354 NETHRLNDS	14137	15098	117542	132762	
	372 SPAIN	750	800	22706	18123	
400 U STATES	53519	53511	360510	424077		
		71403	75877	561319	688902	
SAUCES N O P AND CATSUPS	100 U KINGDOM	GAL 1769	1641	4753	10383	153
	224 JAMAICA			30	115	
	231 HONG KONG	292	662	7737	17560	
	327 FRANCE			322	661	
	335 GERMANY W	22	65	22	65	
	344 ITALY			139	488	
	347 JAPAN	800	950	1399	1571	
	354 NETHRLNDS	28	272	1429	4427	
	375 SWEDEN			49	341	
	400 U STATES	53156	84171	355234	559352	
		56067	87761	371114	594963	
SAUCES SOY	231 HONG KONG	GAL 2326	1482	20939	15150	155
	347 JAPAN	3628	4000	11420	14559	
	400 U STATES	1407	2581	15160	14206	
			7361	8063	47519	
BARLEY BUCKWHEAT AND RYE	400 U STATES	BUSH		83	158	161
				83	158	
BEANS SOYA	231 HONG KONG	BUSH 850	4684	1717	8958	162
	400 U STATES	414178	1020776	2510171	6486813	
		415028	1025460	2511888	6495771	
BEANS M O P	100 U KINGDOM	LB 145440	9499	104098	7319	163
	203 B E AFR			3220844	251057	
	207 UN SO AFR			168840	10026	
	211 NIGERIA	10000	741	10000	741	
	231 HONG KONG	1500	154	456946	44799	
	304 ARGENTINA			438035	23290	
	306 BELGIUM			260009	19052	
	312 CHILE			163487	13840	
	327 FRANCE	5506	1164	5506	1164	
	342 IRAN	124218	6694	239779	13232	
	344 ITALY			157276	16473	
	347 JAPAN			7617	1832	
	354 NETHRLNDS			188526	13704	
	363 PERU	60000	5864	65104	6465	
	400 U STATES	470489	35534	3296312	382611	
			817153	59650	8782379	
INDIAN CORN	400 U STATES	BUSH 78819	140638	2154447	3746305	167
			78819	140638	2154447	
OATS	100 U KINGDOM	BUSH		1840	3322	168
	400 U STATES			31302	37003	
				33142	40325	
PEAS SPLIT	100 U KINGDOM	LB		30907	2188	169
	304 ARGENTINA			1100	149	
	354 NETHRLNDS			10890	876	
	400 U STATES	10560	1229	291470	25426	
		10560	1229	334367	28639	
PEAS N O P	234 AUSTRALIA	LB		11160	574	170
	236 NEW ZEAL			9062	464	
	306 BELGIUM			6645	831	
	352 MEXICO			44000	6148	
	354 NETHRLNDS			3397	650	
400 U STATES	7025	948	7040304	753502		
		7025	948	7114568	762169	
RICE UNCLEANNED UNHULLED PADDY	322 EGYPT	CWT		29208	167419	171
	344 ITALY	26455	135694	55114	285630	
	347 JAPAN			4355	25105	
	400 U STATES	5426	24182	162981	822332	
			31881	159876	251658	
RICE CLEANED	231 HONG KONG	CWT		3	52	172
	234 AUSTRALIA			5643	24688	
	344 ITALY			3967	29515	
	354 NETHRLNDS	80	784	4505	36933	
	371 THAILAND			2696	18456	
	400 U STATES	29259	197445	167106	1201465	
		29339	198229	183920	1311109	

IMPORTS INTO CANADA FOR CONSUMPTION

Articles and Countries from which Imported	MONTH OF JULY 1955		SEVEN MONTHS ENDED JULY 1955		Class Number
	Quantities	Values (\$)	Quantities	Values (\$)	
WHEAT 400 U STATES	BUSH 34	123	85331	147574	174
BARLEY POT PEARL ROAST GROUND 400 U STATES	LB 34	123	85331	147574	181
BRAN AND MILL FEED 100 U KINGDOM 400 U STATES	CWT 9110 9110	19378 19378	77805 77805	5413 5413	182
BUCKWHEAT MEAL OR FLOUR CWT	9110	19378	53882	132841	183
CORN MEAL 400 U STATES	BRL 485	3791	2890	23833	184
HOMINY CRACKED OR DRIED CORN 400 U STATES	CWT 8682	29935	2890	23833	185
MALT FLOUR 100 U KINGDOM 400 U STATES	LB 105000 105000	7857 7857	97776 97776	356193 356193	187
OATMEAL AND ROLLED OATS 100 U KINGDOM 400 U STATES	LB 736	171	11200 291300	1100 22213	188
RICE STARCH FLOUR MEAL FEED 231 HONG KONG 347 JAPAN 400 U STATES	LB 1000	210	736 6300	171 674	189
RYE FLOUR 400 U STATES	BRL 79	2256	7036	845	191
SAGO AND CASSAVA FLOUR EDIBLE 100 U KINGDOM 218 MALAYA 231 HONG KONG 309 BRAZIL 400 U STATES	LB 2576	131	22620 820	4297 221	192
SEMOLINA 400 U STATES	BRL 79	2256	377780	32458	193
WHEAT FLOUR 100 U KINGDOM 400 U STATES	BRL 20	200	401220	36976	194
BISCUITS AND BREAD DIETARY 100 U KINGDOM 400 U STATES	LB 39398	13325	79 79	2256 2256	201
BISCUITS NOT SWEETENED N O P 100 U KINGDOM 231 HONG KONG 318 DENMARK 326 FINLAND 335 GERMANY W 347 JAPAN 354 NETHRLNDS 359 NORWAY 375 SWEDEN 400 U STATES	LB 472 2271	226 520	22400 7056 1400	1413 334 254	203
BISCUITS SWEETENED N O P 100 U KINGDOM 231 HONG KONG 305 AUSTRIA 306 BELGIUM 318 DENMARK 327 FRANCE 335 GERMANY W 344 ITALY 347 JAPAN 354 NETHRLNDS 360 ISRAEL 376 SWITZRLND 400 U STATES	LB 78313 29486 110375	4643 2231 7005	78313 53637	4643 3850	204
BREAD PASSOVER MATZO PRODUCTS 400 U STATES	BRL 12	275	162806	10494	205
CEREAL FOODS 25 POUNDS OR LESS 100 U KINGDOM 231 HONG KONG 306 BELGIUM 335 GERMANY W 347 JAPAN 354 NETHRLNDS 400 U STATES	BRL 20	200	12 12	275 275	206
CEREAL FOODS PREPARED N O P 100 U KINGDOM 234 AUSTRALIA 335 GERMANY W 347 JAPAN	LB 606480	240648	51 654 705	493 7587 8080	207

IMPORTS INTO CANADA FOR CONSUMPTION

Articles and Countries from which Imported	MONTH OF JULY 1955		SEVEN MONTHS ENDED JULY 1955		Class Number
	Quantities	Values (\$)	Quantities	Values (\$)	
354 NETHRLNDS				182	
400 U STATES		125827		691153	
MACARONI AND VERMICELLI		128758		699670	208
231 HONG KONG	LB 2480	542	23220	5597	
344 ITALY			8919	1218	
347 JAPAN			2760	420	
354 NETHRLNDS	700	79	16176	1658	
400 U STATES	73794	12341	673991	108509	
MILK FOODS N O P	76974	12962	725066	117402	209
100 U KINGDOM				740	
335 GERMANY W				320	
375 SWEDEN		340		1055	
400 U STATES		9345		79950	
ARROWROOT		9685		82065	221
228 LEEW WIND	LB 60000	6447	121000	12991	
231 HONG KONG			5800	729	
400 U STATES			145155	21570	
MALT WHOLE CRUSHED OR GROUND	60000	6447	271955	35290	224
335 GERMANY W	LB		1102	240	
400 U STATES			247000	12803	
SAGO AND TAPIOCA			248102	13043	225
218 MALAYA	LB		53667	3190	
309 BRAZIL			26143	3274	
333 MADAGASCAR			2500	285	
355 INDONESIA			207302	17959	
400 U STATES	171222	24828	589108	98097	
ALL OTHER BREADSTUFFS N O P	171222	24828	878720	122805	226
400 U STATES		941		33981	
COCOANUT OIL N O P EDIBLE		941		33981	231
100 U KINGDOM	CWT 103	1518	320	4290	
354 NETHRLNDS			174	2498	
389 IRELAND			8	145	
400 U STATES	5	229	948	16711	
COTTON SEED OIL N O P EDIBLE	108	1747	1450	23644	233
400 U STATES	CWT 2047	33935	8759	144054	
OLIVE OIL N O P EDIBLE	2047	33935	8759	144054	234
327 FRANCE	CWT 74	2020	466	12125	
328 FR AFRICA	441	10228	551	12912	
336 GREECE	336	9825	852	24203	
344 ITALY	1011	27809	7021	196550	
353 MOROCCO			220	5100	
372 SPAIN	367	9312	3127	75969	
400 U STATES	5	87	531	14364	
PEANUT OIL N O P EDIBLE	2234	59281	12768	341223	235
100 U KINGDOM	CWT		1118	16382	
215 INDIA			123	1651	
231 HONG KONG	101	1957	1254	13484	
400 U STATES	48	1396	598	17016	
SOYA BEAN OIL N O P EDIBLE	149	3353	3093	48533	236
400 U STATES	CWT 16793	245907	88676	1240041	
CONFECTIONERY CHOCOLATE	16793	245907	88676	1240041	241
100 U KINGDOM	LB 348816	151975	2510821	1025954	
305 AUSTRIA			15239	10106	
306 BELGIUM			35520	16404	
317 CZECHOS			2231	2392	
318 DENMARK	595	315	11982	5259	
327 FRANCE	411	185	39988	13971	
335 GERMANY W	2897	1088	169961	65230	
344 ITALY	321	252	5736	3327	
354 NETHRLNDS	5545	2081	106335	48695	
359 NORWAY			300	128	
360 ISRAEL	142	248	24471	10845	
375 SWEDEN			344	132	
376 SWITZRLNO	1097	932	21117	15545	
389 IRELAND			13570	3306	
400 U STATES	69322	20032	747127	254408	
OTHER CONFECTIONS SWEETENED	429146	177108	3704742	1475702	242
100 U KINGDOM	LB 28707	9574	147799	38184	
231 HONG KONG			1716	813	
305 AUSTRIA			930	191	
306 BELGIUM	570	125	4821	970	
318 DENMARK	2000	593	13224	4041	
327 FRANCE	1443	653	5690	1590	
335 GERMANY W	2240	392	7692	2444	
344 ITALY			529	124	
354 NETHRLNDS	4052	516	59411	8798	
389 IRELAND	1575	750	1575	750	
400 U STATES	103918	31184	1072338	297186	
FRUITS PEELS CANDIED	144505	43787	1315725	355091	243
100 U KINGDOM	LB		360	109	
231 HONG KONG	660	310	3950	1892	
234 AUSTRALIA	3600	387	7100	848	

IMPORTS INTO CANADA FOR CONSUMPTION

Articles and Countries from which Imported	MONTH OF JULY 1955		SEVEN MONTHS ENDED JULY 1955		Class Number
	Quantities	Values (\$)	Quantities	Values (\$)	
327 FRANCE	70875	18006	297653	76905	244
344 ITALY			143	103	
400 U STATES	2405	825	36656	9946	
GINGER PRESERVED	77540	19528	345862	89803	
100 U KINGDOM	LB		3860	1172	244
231 HONG KONG	5358	1170	131457	32905	
347 JAPAN	375	71	625	130	
CHEWING GUM SWEETENED	5733	1241	135942	34207	
100 U KINGDOM	LB		25505	7007	245
318 DENMARK	6310	1713	19924	6003	
354 NETHRLNDS			6150	4607	
389 IRELAND	6300	1764	9975	2777	
400 U STATES	63172	15537	586294	154941	
SUGAR CANDY CONFECTIONERY NOP	76118	19093	647848	175335	
100 U KINGDOM	LB		6736982	1291205	246
223 BARBADOS	1234537	233411	39828	5692	
224 JAMAICA	3600	642	3910	579	
231 HONG KONG	430	69	18025	5458	
305 AUSTRIA	800	286	145380	51250	
306 BELGIUM	5824	1825	47171	9274	
316 CUBA	16211	2991	5000	1426	
317 CZECHO S			348	183	
318 DENMARK	4228	1371	116072	34422	
326 FINLAND			332	76	
327 FRANCE	4195	1164	9776	3497	
335 GERMANY W	6430	2170	146215	38726	
344 ITALY	2651	948	29886	15816	
347 JAPAN	308	114	2090	743	
354 NETHRLNDS	56846	10661	364395	70696	
360 ISRAEL			12066	2582	
365 POLAND			22064	2278	
376 SWITZRLND	58	69	832	524	
389 IRELAND			12435	2176	
400 U STATES	160181	42206	1228635	322564	
GLUCOSE AND SYRUP CORN SYRUP	1496299	297927	8941442	1859167	
100 U KINGDOM	CWT		571	3587	251
354 NETHRLNDS			83	608	
400 U STATES	8349	66080	53825	423863	
MOLASSES OF CANE NOP	8349	66080	54479	428058	
100 U KINGDOM	GAL		758	549	252
223 BARBADOS	473655	24122	473655	24122	
316 CUBA	641202	240233	1209855	331560	
332 FR W IND	659347	56790	659347	56790	
383 HAWAII	13338	1806	27316	3777	
384 P RICO			505972	49622	
393 TAIWAN			6414	840	
400 U STATES	107881	18492	1040926	171922	
LIQUID OR INVERT SUGAR	1895423	341443	3924243	639182	
100 U KINGDOM	CWT		215	1138	254
400 U STATES	118	592	218	2105	
	13	107	433	3243	
MOLASSES FOR HUMAN CONSUMPTION	131	699			
221 B GUIANA	GALS		1992480	155663	255
223 BARBADOS	1005045	597035	3177207	1456980	
224 JAMAICA			1568000	149450	
225 TRINIDAD			86528	7788	
228 LEEW WIND			27749	1696	
316 CUBA			235127	81704	
SYRUPS OF CANE OR BEET NOP	1005045	597035	7087091	1853281	
100 U KINGDOM	GAL		19437	19605	256
400 U STATES	1667	1729	15706	15890	
	684	1114	35143	35495	
SUGAR RAW IMPORTED BY REFINERS	2351	2843			
203 B E AFR	CWT		453959	1799568	262
221 B GUIANA	147417	581135	688953	2695529	
223 BARBADOS	313600	1296349	1075200	4314443	
224 JAMAICA	469311	1850064	1170121	4589108	
225 TRINIDAD	11200	45036	362928	1395350	
228 LEEW WIND	123412	502014	560262	2226518	
234 AUSTRALIA			333891	1176127	
235 FIJI			370697	1616727	
316 CUBA			1018437	3359427	
320 DOM REP			253176	799983	
SUGAR RAW M O P	1064940	4274598	6287624	23972780	
221 B GUIANA	CWT		57293	230690	263
223 BARBADOS	20664	82848	213	956	
224 JAMAICA	213	956	77539	314430	
225 TRINIDAD	8374	34599	15	63	
SUGAR REFINED	29251	118403	135080	546139	
100 U KINGDOM	CWT		32	252	264
352 MEXICO	5511	24009	5511	24009	
400 U STATES	43	488	946	8459	
SUGAR AND SYRUP MAPLE	5566	24593	6489	32720	
400 U STATES	LB		7760	4831	265
			7760	4831	

IMPORTS INTO CANADA FOR CONSUMPTION

Articles and Countries from which Imported	MONTH OF JULY 1955		SEVEN MONTHS ENDED JULY 1955		Class Number
	Quantities	Values (\$)	Quantities	Values (\$)	
COCOA BEANS NOT ROASTED	CWT				271
100 U KINGDOM	356	12185	468	17660	
210 G COAST			24904	1204236	
211 NIGERIA			12187	550678	
217 CEYLON			2800	104141	
224 JAMAICA			9185	364159	
225 TRINIDAD	3600	117887	16613	652990	
228 LEEW WIND			90	3825	
309 BRAZIL			3837	173800	
321 ECUADOR			3615	139843	
328 FR AFRICA			7377	315297	
354 NETHRLNDS			331	11917	
361 PANAMA			576	23940	
387 VENEZUELA			2630	96852	
400 U STATES	1483	58788	105192	4864663	
	5439	188860	189805	8524001	
COCOA BUTTER	LB				273
100 U KINGDOM			312990	283907	
224 JAMAICA			2240	1365	
225 TRINIDAD	1400	660	1400	660	
309 BRAZIL	55115	38954	323172	273320	
316 CUBA			8025	3919	
327 FRANCE	55115	31025	214506	163664	
344 ITALY			88184	83855	
354 NETHRLNDS			313618	236900	
400 U STATES	252111	177472	876154	642604	
	363741	248111	2140289	1690194	
COCOA PASTE NOT SWEETENED	LB				274
100 U KINGDOM			152952	67388	
309 BRAZIL			309492	114232	
328 FR AFRICA			15521	4892	
335 GERMANY W			11200	4995	
354 NETHRLNDS	168804	64175	809461	327005	
372 SPAIN			87964	25129	
374 SPAN AFR			39575	15857	
400 U STATES	13049	6137	85022	32650	
	181853	70312	1511187	592148	
COCOA PASTE SWEETENED	LB				275
100 U KINGDOM			36800	17468	
354 NETHRLNDS	1991	659	4255	1429	
400 U STATES	500	246	71595	32843	
	2491	905	112650	51740	
COCOA OR CHOCOLATE POWDER	LB				276
100 U KINGDOM	14560	4957	134743	58143	
306 BELGIUM	5600	2179	5600	2179	
318 DENMARK			220	64	
327 FRANCE			11022	4469	
344 ITALY			26004	5497	
354 NETHRLNDS	227395	75498	1308953	478755	
400 U STATES	192621	74387	3594590	1247169	
	440176	157021	5081132	1796276	
COCOA AND CHOCOLATE PREPS NOP	LB				277
100 U KINGDOM	55442	22400	208757	79889	
306 BELGIUM	2208	432	4627	2091	
318 DENMARK			1889	643	
328 FR AFRICA			6688	2223	
335 GERMANY W	3920	1021	7415	2935	
354 NETHRLNDS	3560	973	32189	9163	
376 SWITZRLND			311	311	
389 IRELAND			14000	5892	
400 U STATES	25833	6205	368813	83454	
	90963	31031	644689	186601	
CHICORY	LB				282
306 BELGIUM			41061	3673	
327 FRANCE			5550	447	
335 GERMANY W			1102	250	
354 NETHRLNDS	44092	1922	105504	7563	
400 U STATES	3970	1390	47827	16467	
	48062	3312	201044	28400	
COFFEE GREEN	LB				283
100 U KINGDOM	46347	22220	167398	86193	
202 ADEN			30000	20293	
203 B E AFR	713594	295626	5062454	2402966	
224 JAMAICA			194195	107367	
225 TRINIDAD	60715	22065	248368	99161	
303 ARABIA			5280	3152	
307 BEL CONGO			215535	135624	
309 BRAZIL	2862422	1422580	18548418	10459120	
314 COLOMBIA	2208951	1294878	15432114	9431675	
315 C RICA	104215	64486	1407239	892513	
320 DOM REP			690404	327762	
321 ECUADOR	28559	12418	312474	161872	
323 EL SALVD	218683	97784	4291536	2166566	
325 ETHIDPIA			66132	27433	
328 FR AFRICA			28547	15744	
337 GUATEMALA	83730	31465	3105900	1440177	
338 HAITI			354995	168520	
339 HONDURAS	76117	39893	82969	43781	
352 MEXICD	847878	378755	4248784	2111726	
358 NICARAGUA	103913	57338	476189	252346	
363 PERU	79310	36050	151403	70699	
383 HAWAII			52520	32120	
387 VENEZUELA	3234	1488	358027	203795	
400 U STATES	74143	33421	1015952	537788	
	7511811	3810467	56546833	31198393	

IMPORTS INTO CANADA FOR CONSUMPTION

19

Articles and Countries from which Imported	MONTH OF JULY 1955		SEVEN MONTHS ENDED JULY 1955		Class Number
	Quantities	Values (\$)	Quantities	Values (\$)	
COFFEE AND SUBSTITUTES N O P	LB				286
100 U KINGDOM			1877	1083	
224 JAMAICA	4400	1777	52300	28882	
352 MEXICO			360705	182336	
400 U STATES	77860	63185	861578	563288	
	82260	64962	1276460	775589	
COFFEE EXTRACT OF N O P	LB				287
100 U KINGDOM		8060	133910	55338	
400 U STATES	156008	235881	636304	1278186	
	174950	243941	770214	1333524	
CLOVES UNGROUND	LB				291
100 U KINGDOM	4259	1868	5259	2329	
203 S E AFR			85260	29972	
218 MALAYA			718	742	
400 U STATES			2045	1054	
	4259	1868	93282	34097	
GINGER UNGROUND	LB				292
100 U KINGDOM	2130	654	37077	10150	
212 S LEONE			21782	6122	
215 INDIA			20160	5213	
224 JAMAICA	3082	401	136385	50898	
231 HONG KONG	35560	4272	43160	4942	
235 FIJI	2074	136	2074	136	
316 CUBA			370	57	
347 JAPAN			2253	596	
400 U STATES	1235	401	8740	2845	
	44081	5864	272001	80959	
MUSTARD GROUND	LB				293
100 U KINGDOM	105030	32044	324609	102758	
400 U STATES	29984	8688	92008	24832	
	135014	40732	416617	127590	
NUTMEGS AND MACE UNGROUND	LB				294
100 U KINGDOM	2182	689	2182	689	
225 TRINIDAD			6000	1908	
228 LEEW WIND	34230	13017	152382	58948	
	36412	13706	160584	61545	
NUTMEGS AND MACE GROUND	LB				295
400 U STATES	104	206	324	315	
	104	206	324	315	
PEPPER UNGROUND	LB				296
100 U KINGDOM	2129	811	59382	24853	
203 S E AFR			17394	9006	
211 NIGERIA			7271	1946	
215 INDIA	90518	36564	1038350	359338	
218 MALAYA	36960	15094	189393	83698	
219 S E I OTHER	12320	4511	87470	39059	
347 JAPAN	4000	1531	23000	6151	
352 MEXICO			2400	1006	
400 U STATES	3564	1676	20589	9404	
	149491	60187	1445249	534461	
SPICES N O P UNGROUND	LB				297
100 U KINGDOM	4421	4035	54046	27605	
217 CEYLON			7070	5228	
224 JAMAICA			40625	21358	
231 HONG KONG	113883	12373	399105	43418	
313 CHINA	15680	1515	22400	2154	
328 FR AFRICA			4125	553	
329 FR E IND			4519	1398	
352 MEXICO	3281	2176	8845	6044	
354 NETHRLNDS	16568	2174	43393	5768	
355 INDONESIA			55707	5774	
400 U STATES	4639	1156	51266	10774	
	158472	23429	691101	130074	
GINGER AND SPICES N O P GROUND	LB				298
100 U KINGDOM	3420	1209	7586	3829	
215 INDIA	2960	724	9680	2136	
231 HONG KONG	160	50	560	222	
335 GERMANY W			421	133	
354 NETHRLNDS	110	66	646	412	
372 SPAIN	77697	20303	304741	81016	
388 YUGO SLAV			550	200	
400 U STATES	12048	7050	112828	49015	
	96395	29402	437012	136963	
TONQUIN BEANS CRUDE	LB				299
309 BRAZIL			2530	2066	
			2530	2066	
VANILLA BEANS CRUDE	LB				300
228 LEEW WIND	1044	9455	1344	12104	
327 FRANCE			126	883	
333 MADAGASCAR	1171	11370	1171	11370	
335 GERMANY W	11	109	33	369	
352 MEXICO			1725	16198	
400 U STATES	2228	21959	12233	119773	
	4454	42893	16632	160697	
SEEDS AROMATIC CRUDE UNGROUND	LB				301
100 U KINGDOM			2581	360	
215 INDIA			5936	3379	
217 CEYLON			300	459	
231 HONG KONG	3340	506	3340	506	
327 FRANCE			3306	385	
328 FR AFRICA			11989	810	
337 GUATEMALA			878	1616	
352 MEXICO			7206	1551	
353 MOROCCO	21989	1151	143494	8871	
354 NETHRLNDS	880	379	68520	12222	
372 SPAIN	2205	500	4410	995	

IMPORTS INTO CANADA FOR CONSUMPTION

Articles and Countries from which Imported	MONTH OF JULY 1955		SEVEN MONTHS ENDED JULY 1955		Class Number
	Quantities	Values (\$)	Quantities	Values (\$)	
388 YUGO SLAV			13361	932	
400 U STATES	4273	692	41065	9025	
TEA BLACK	32687	3228	306386	41111	319
	LB				
100 U KINGDOM	115342	61382	1685812	1355652	
203 B E AFR	110424	76232	949846	643353	
205 RHOD NYAS	1300	920	60991	47611	
215 INDIA	767746	421910	11827351	8361971	
217 CEYLON	1106992	436352	9102772	5457638	
218 MALAYA	20664	12163	34464	21804	
231 HONG KONG	1580	1125	52453	30901	
313 CHINA	510	648	18766	9468	
347 JAPAN	6350	3209	234476	101536	
354 NETHRLNDS	159	215	48584	39572	
355 INDONESIA			89169	59463	
393 TAIWAN			131972	73815	
400 U STATES	28140	14215	53642	32257	
TEA GREEN	2159207	1028371	24290298	16235041	320
	LB				
100 U KINGDOM			36417	27543	
231 HONG KONG	2006	1444	11450	7167	
347 JAPAN	581	166	243542	93730	
400 U STATES			5116	2423	
VINEGAR	2587	1610	296525	130863	341
	GAL				
100 U KINGDOM	38	74	38	74	
231 HONG KONG			112	83	
327 FRANCE	260	399	1089	1366	
344 ITALY			624	1193	
347 JAPAN	60	61	60	61	
354 NETHRLNDS			33	56	
366 PORTUGAL			2057	766	
400 U STATES	2630	1185	23690	7805	
YEAST IN CAKES AND PACKAGES	2988	1719	27703	11404	352
	LB				
400 U STATES	81	74	1812	1798	
YEAST IN BULK	81	74	1812	1798	353
	LB				
400 U STATES	1650	835	8599	4479	
HOPS	1650	835	8599	4479	362
	LB				
100 U KINGDOM	2114	1176	10427	7470	
335 GERMANY W			28105	22147	
388 YUGO SLAV			20044	14393	
400 U STATES	38312	21292	712279	379750	
LIQUORICE UNSWEETENED	40426	22468	770855	423760	364
	LB				
400 U STATES	1300	295	375256	75085	
MALT SYRUP AND EXTRACTS	1300	295	375256	75085	365
	LB				
100 U KINGDOM	48198	10928	322406	54640	
400 U STATES	116272	20374	759354	137771	
ESSENCES EXTRACTS N O P	164470	31302	1081760	192411	367
	GAL				
100 U KINGDOM			177	2211	
327 FRANCE	28	318	28	318	
335 GERMANY W			13	984	
354 NETHRLNDS			7	223	
400 U STATES	1	66	893	32705	
FOODSTUFFS TAR 18A 19 140A 206	29	384	1118	36441	369
400 U STATES		638		4729	
POTATOES FRENCH FRIED FROZEN		638		4729	380
	LB				
400 U STATES	116103	20458	528647	96022	
POTATO CHIPS NOT FROZEN	116103	20458	528647	96022	381
	LB				
400 U STATES	355271	145980	1717411	629821	
VEGETABLE FOOD PRODUCTS N O P	355271	145980	1717411	629821	390
100 U KINGDOM		6527		152535	
231 HONG KONG		2348		18529	
306 BELGIUM				2948	
318 DENMARK				900	
327 FRANCE				480	
335 GERMANY W				652	
347 JAPAN		243		1451	
354 NETHRLNDS		738		6435	
376 SWITZRLND				853	
400 U STATES		115354		816943	
		125210		1001726	

IMPORTS INTO CANADA FOR CONSUMPTION

Articles and Countries from which Imported	MONTH OF JULY 1955		SEVEN MONTHS ENDED JULY 1955		Class Number
	Quantities	Values (\$)	Quantities	Values (\$)	
<u>GROUP 1</u>					
<u>AGRICULTURAL PRODUCTS</u>					
<u>B OTHER THAN FOOD</u>					
ALE BEER PORTER AND STOUT	GAL				
100 U KINGDOM	20537	25513	119243	148836	1501
316 CUBA	198	214	198	214	
318 DENMARK			500	398	
335 GERMANY W	1758	2179	3009	3857	
347 JAPAN	80	224	776	2166	
389 IRELAND			300	339	
400 U STATES	100	76	100	76	
	22673	28206	124126	155886	
BRANDY	P GAL				
100 U KINGDOM	68	729	1010	9321	1511
207 UN SD AFR	7480	22073	43652	121944	
232 MALTA	111	522	1596	7333	
234 AUSTRALIA	5884	18373	27592	88062	
327 FRANCE	11800	81725	74280	594484	
335 GERMANY W			35	829	
336 GREECE			322	2965	
344 ITALY			314	2165	
360 ISRAEL			172	2747	
366 PORTUGAL	1356	5582	8504	36353	
372 SPAIN	474	3317	1471	9170	
388 YUGO SLAV			298	2058	
400 U STATES	70	820	5422	73114	
	27243	133141	164668	950545	
CORDIALS AND LIQUEURS N O P	P GAL				
100 U KINGDOM	1725	18331	6664	86467	1512
225 TRINIDAD	29	497	477	8996	
231 HONG KONG			73	1512	
234 AUSTRALIA	107	941	170	1499	
313 CHINA	120	2917	243	5380	
318 DENMARK	142	2762	1712	28139	
327 FRANCE	1827	21250	13278	151529	
344 ITALY	12	116	103	969	
352 MEXICO	22	482	22	482	
354 NETHRLNDS	997	9039	6463	62266	
359 NORWAY			393	1950	
375 SWEDEN			152	694	
376 SWITZRLND	34	595	68	1190	
384 P RICO	121	626	918	4758	
400 U STATES	23	351	23	351	
	5159	57907	30759	356182	
GIN	P GAL				
100 U KINGDOM	12825	65313	47728	247374	1513
354 NETHRLNDS	95	316	3689	12359	
	12920	65629	51417	259733	
RUM	P GAL				
100 U KINGDOM	19644	89283	205439	705678	1514
221 B GUIANA	15403	21349	166699	236484	
223 BARBADOS	7291	23109	40023	130740	
224 JAMAICA	7934	25716	68649	171188	
225 TRINIDAD	5690	19042	38979	168076	
228 LEEW WIND			56	183	
234 AUSTRALIA			34	55	
316 CUBA	427	5468	3546	37579	
327 FRANCE	27	232	278	2066	
384 P RICO	3905	28727	22464	165655	
400 U STATES			8702	14477	
	60321	212926	554869	1632181	
WHISKY	P GAL				
100 U KINGDOM	54237	439606	376944	2962066	1515
234 AUSTRALIA			7	54	
304 ARGENTINA			30729	64900	
389 IRELAND	35	266	35	266	
400 U STATES	99710	189750	623387	1243459	
	153982	629622	1031102	4270745	
ABSINTHE ALCOHOLIC LIQUORS NOP	P GAL				
100 U KINGDOM	1388	8656	6764	42103	1516
327 FRANCE	32	265	59	477	
365 POLAND			21	104	
	1420	8921	6844	42684	
WINES NON SPARKLING	GAL				
100 U KINGDOM	4203	18810	35117	169669	1530
207 UN SO AFR	29865	47316	91088	149958	
231 HONG KONG			104	953	
232 MALTA	874	1785	3670	5684	
234 AUSTRALIA	19757	39584	132012	277048	
327 FRANCE	25591	92586	138306	476281	
328 FR AFRICA	5471	6055	18230	22510	
335 GERMANY W	1133	4950	7128	34214	
336 GREECE	2393	2393	13062	14648	
344 ITALY	10966	33152	71634	221543	
347 JAPAN			100	289	
354 NETHRLNDS	50	215	50	215	
360 ISRAEL			676	2885	
366 PORTUGAL	7792	14627	81502	148133	
367 AZORES			1072	4014	
372 SPAIN	4821	16044	33125	103650	
376 SWITZRLND	399	1648	1436	5580	
388 YUGO SLAV			114	310	

IMPORTS INTO CANADA FOR CONSUMPTION

Articles and Countries from which Imported	MONTH OF JULY 1955		SEVEN MONTHS ENDED JULY 1955		Class Number
	Quantities	Values (\$)	Quantities	Values (\$)	
389 IRELAND			2827	14370	
400 U STATES			21736	53619	
WINES SPARKLING	7212	10788	652989	1705573	1560
	120527	289953			
	GAL				
100 U KINGDOM			55	633	
234 AUSTRALIA	6	54	184	1061	
306 BELGIUM			434	5612	
327 FRANCE	2489	28928	12158	144749	
335 GERMANY W	119	609	419	2240	
344 ITALY	300	1440	1291	6014	
366 PORTUGAL			23	107	
400 U STATES	10	90	74	570	
GUMS AMBER AND ARABIC	2924	31121	14638	160986	1571
	LB				
100 U KINGDOM	25918	4087	64926	10658	
214 A E SUDAN			315266	48820	
400 U STATES	32419	9738	228609	61962	
GUMS AUSTL COPAL	58337	13825	608801	121440	1572
	CWT				
DAMAR ETC					
100 U KINGDDM	570	7220	912	11575	
218 MALAYA	336	1418	3414	19987	
234 AUSTRALIA			6	2325	
236 NEW ZEAL			129	2576	
355 INOONESIA			168	4233	
364 PHIL	41	1026	41	1026	
376 SWITZRLND			135	2997	
400 U STATES	191	5335	1232	36483	
GUMS BARBERRY ELEMI GEDDA ETC	1138	14999	6037	81202	1573
	CWT				
100 U KINGDOM	14	1186	36	2605	
344 ITALY	153	3338	153	3338	
347 JAPAN			2	221	
376 SWITZRLND			28	1807	
400 U STATES	267	17792	2706	123902	
BURGUNOY PITCH	434	22316	2925	131873	1575
	LB				
400 U STATES	8422	1313	156244	15120	
CHICLE OR SAPPATO GUM CRUDE	8422	1313	156244	15120	1576
	LB				
352 MEXICO			65297	70106	
400 U STATES			278602	131619	
SHELLAC BLEACHED			343899	201725	1577
	CWT				
100 U KINGDOM			58	2947	
215 INOIA			8	434	
335 GERMANY W			40	1903	
400 U STATES	14	820	1533	90317	
DRAGONS BLOOD	14	820	1639	95601	1578
	LB				
100 U KINGDOM			252	441	
400 U STATES			20	59	
LAC CRUDE SEEO STICK AND SHELL			272	500	1579
	CWT				
100 U KINGDOM			280	14495	
215 INDIA	413	20381	2475	114546	
371 THAILAND			11180	327376	
400 U STATES	1066	38528	4805	185712	
RESIN OR ROSIN	1479	58909	18740	642129	1580
	CWT				
400 U STATES	20669	139746	157398	1027933	
ROSIN SIZING	20669	139746	157398	1027933	1581
	CWT				
400 U STATES	9102	100356	66920	734472	
WAX SEALING	9102	100356	66920	734472	1582
	CWT				
100 U KINGDOM		218		1660	
400 U STATES		508		3031	
GUMS AND BLENDS N O P		726		4691	1583
	LB				
100 U KINGDOM	1671	2345	123176	37510	
354 NETHRLNDS	491	119	3611	1011	
400 U STATES	316321	131122	1189800	435299	
TALL OIL AND TALL OIL PITCH	318483	133586	1316587	473820	1584
	CWT				
400 U STATES	4539	27217	33080	170125	
COTTON SEED CAKE AND MEAL	4539	27217	33080	170125	1591
	CWT				
400 U STATES			17294	55946	
LINSEED OIL CAKE AND MEAL			17294	55946	1592
	CWT				
400 U STATES	8009	24437	142105	482438	
PALM NUT CAKE AND MEAL	8009	24437	142105	482438	1593
	CWT				
SOYA BEAN OIL CAKE AND MEAL					1594
	CWT				
231 HONG KONG	30	623	40	825	
400 U STATES	151674	418604	699835	2125076	
SOYA BEAN FLOUR	151704	419227	699875	2125901	1595
	CWT				
335 GERMANY W			176	2285	
400 U STATES	2280	12911	22620	165370	
PEANUT OIL CAKE AND MEAL	2280	12911	22796	167655	1596
	CWT				
CASTOR OIL NOT EDIBLE					1601
215 INDIA	111	1458	667	8201	

IMPORTS INTO CANADA FOR CONSUMPTION

Articles and Countries from which Imported	MONTH OF JULY 1955		SEVEN MONTHS ENDED JULY 1955		Class Number
	Quantities	Values (\$)	Quantities	Values (\$)	
309 BRAZIL	321	3418	31755	389930	1602
400 U STATES	139	3455	6430	102401	
	571	8331	38852	500532	
CHINA SEED OIL NOT EDIBLE					1603
100 U KINGDOM	26	548	243	5317	
304 ARGENTINA			8160	185913	
313 CHINA			1621	28450	
354 NETHRLNDS			493	12683	
400 U STATES	1749	40007	5968	137331	
	1775	40555	16485	369694	
COCOANUT OIL NOT EDIBLE					1603
100 U KINGDOM			605	6306	
217 CEYLON	17820	157172	147915	1511121	
400 U STATES			1271	16164	
	17820	157172	149791	1533591	
COTTON SEED OIL NOT EDIBLE					1605
400 U STATES	13846	187573	159640	2049891	
	13846	187573	159640	2049891	
ESSENTIAL OIL N O P					1606
100 U KINGDOM	29313	19005	84216	69593	
215 INDIA			1120	1917	
228 LEEW WIND	245	1119	700	3242	
231 HONG KONG			8400	18685	
234 AUSTRALIA			280	1427	
306 BELGIUM			1510	3201	
309 BRAZIL			437	566	
318 DENMARK			1	335	
327 FRANCE			5474	27894	
335 GERMANY W	2200	1709	16042	10936	
338 HAITI			1266	4722	
344 ITALY	25	222	1702	15878	
352 MEXICO			885	2924	
354 NETHRLNDS	3204	1721	7843	6018	
372 SPAIN			5471	8416	
376 SWITZRLND	613	4336	3318	26589	
400 U STATES	43848	171760	416798	1400991	
	79448	199892	555463	1603334	
EUCALYPTUS OIL					
234 AUSTRALIA			854	904	
366 PORTUGAL	1140	1476	3234	2542	
400 U STATES	400	269	2658	1674	
	1540	1745	6746	5120	
FLAXSEED OR LINSEED OIL					1608
100 U KINGDOM	5	68	12	166	
400 U STATES	23	838	573	12785	
	28	906	585	12951	
FOOTS OF COTTON SEED OR OLIVES					1609
400 U STATES	80	1580	2418	31527	
	80	1580	2418	31527	
OLIVE OIL FOR MANUFACTURING					1610
400 U STATES	31	601	471	11141	
	31	601	471	11141	
PALM AND PALM KERNEL OIL					1611
100 U KINGDOM	2244	26389	50345	568277	
211 NIGERIA			19072	185800	
218 MALAYA	14719	140815	57224	530455	
306 BELGIUM			450	4007	
307 BEL CONGO	4392	44913	98790	951885	
354 NETHRLNDS	281	4634	1160	21332	
355 INDONESIA			70780	641081	
400 U STATES	1196	13498	5793	69448	
	22832	230249	303614	2972285	
PEANUT OIL					1613
100 U KINGDOM			45440	591428	
215 INDIA	3697	31308	107269	1137515	
400 U STATES			1526	21328	
	3697	31308	154235	1750271	
PEPPERMINT OIL					1614
100 U KINGDOM			1102	6168	
234 AUSTRALIA			224	896	
347 JAPAN			300	1555	
400 U STATES	2850	20300	27877	186124	
	2850	20300	29503	194743	
PERILLA OIL					1615
RESIN OIL					1617
400 U STATES	632	4260	3414	22852	
	632	4260	3414	22852	
SESAME SEED OIL					1618
231 HONG KONG			36	1637	
400 U STATES	29	858	114	3673	
	29	858	150	5310	
SOYA BEAN OIL FOR MANUFACTURE					1619
400 U STATES	5647	72499	57711	739820	
	5647	72499	57711	739820	
VEGETABLE OIL N O P NOT EDIBLE					1620
100 U KINGDOM			48	1336	
354 NETHRLNDS			87	1677	
400 U STATES	10773	166265	94439	1413471	
	10773	166265	94574	1416484	
RAPE SEED OIL					1621
100 U KINGDOM	40	1058	120	2876	
354 NETHRLNDS	21	340	21	340	
	61	1398	141	3216	
CASHEW NUT SHELL OIL					1622
400 U STATES	370	7909	979	21040	
	370	7909	979	21040	

IMPORTS INTO CANADA FOR CONSUMPTION

Articles and Countries from which Imported	MONTH OF JULY 1955		SEVEN MONTHS ENDED JULY 1955		Class Number	
	Quantities	Values (\$)	Quantities	Values (\$)		
OITICICA OIL 309 BRAZIL 400 U STATES	CWT	676	7976	1594	19716	1623
		22	311	168	2657	
		698	8287	1762	22373	
SUNFLOWER SEED OIL	CWT				1624	
VEGETABLE OILS FOR TEXTILES 100 U KINGDOM 376 SWITZRLND 400 U STATES	CWT			45	618	1625
		15	2796	47	4641	
		803	15841	11252	229540	
		818	18637	11344	234799	
LEMON OIL AND ORANGE OIL 100 U KINGDOM 215 INDIA 224 JAMAICA 228 LEEW WIND 306 BELGIUM 335 GERMANY W 344 ITALY 352 MEXICO 354 NETHRLNDS 376 SWITZRLND 400 U STATES	LB			2111	8605	1626
				1120	2983	
				6950	7025	
				70	210	
				463	378	
		2000	6340	2047	6471	
		854	4552	3608	19448	
				1915	5417	
		780	2645	2980	11402	
		80	2307	181	4554	
		10091	18463	70630	170065	
13805	34307	92075	236558			
SPEARMINT OIL 400 U STATES	LB	2725	16962	17090	92531	1627
		2725	16962	17090	92531	
ROSE BUSHES NOP 100 U KINGDOM 306 BELGIUM 318 DENMARK 327 FRANCE 335 GERMANY W 354 NETHRLNDS 400 U STATES	NO			14409	6250	1646
				5360	949	
				30542	4644	
				1400	268	
				2175	370	
				477505	88356	
		4000	936	354901	135335	
		4000	936	886292	236172	
BUSHES ROOTS AND VINES N O P 327 FRANCE 354 NETHRLNDS 400 U STATES	NO			5824	358	1647
				7938	532	
				858287	33253	
				872049	34143	
APPLE TREES N O P 100 U KINGDOM 327 FRANCE 354 NETHRLNDS 400 U STATES	NO			1450	141	1651
				500	150	
				4100	1524	
				37730	23064	
				43780	24879	
PEACH TREES AND JUNE BUDS NOP 400 U STATES	NO			21555	12355	1653
				21555	12355	
FRUIT TREES N O P 100 U KINGDOM 354 NETHRLNDS 400 U STATES	NO			900	86	1657
				2190	714	
				19914	13609	
				23004	14409	
AZALEAS RHODODENDRONS ETC 100 U KINGDOM 207 UN SO AFR 231 HONG KONG 234 AUSTRALIA 306 BELGIUM 309 BRAZIL 321 ECUADOR 327 FRANCE 335 GERMANY W 347 JAPAN 354 NETHRLNDS 400 U STATES			58		3755	1662
					816	
					1304	
			255		623	
					22101	
					140	
			101		101	
					470	
					2547	
					1222	
			95		77868	
	49708		297566			
	50217		408513			
PALMS FERNS FICUS CANNAS ETC 100 U KINGDOM 306 BELGIUM 335 GERMANY W 347 JAPAN 354 NETHRLNDS 400 U STATES			688		555	1663
					3375	
					281	
					227	
					13698	
			89		11053	
	777		29189			
TULIP BULBS					1664	
GLADIOLI BULBS 335 GERMANY W 347 JAPAN 354 NETHRLNDS 400 U STATES					620	1665
					882	
					51650	
					12995	
					66147	
FLOWERS AND FOLIAGE CUT 100 U KINGDOM 220 BERMUDA 225 TRINIDAD 327 FRANCE 335 GERMANY W 344 ITALY 347 JAPAN 354 NETHRLNDS 383 HAWAII 400 U STATES					81	1666
					881	
			96		96	
					562	
					152	
			2354		5823	
					321	
					2016	
			344		443	
			47500		765815	
			50294		776190	

IMPORTS INTO CANADA FOR CONSUMPTION

Articles and Countries from which Imported	MONTH OF JULY 1955		SEVEN MONTHS ENDED JULY 1955		Class Number
	Quantities	Values (\$)	Quantities	Values (\$)	
TREES SEEDLING STOCK					1668
100 U KINGDOM				3067	
306 BELGIUM				1835	
318 DENMARK				42	
327 FRANCE				8513	
335 GERMANY W				93	
354 NETHRLNDS				21127	
400 U STATES				19921	
				54598	
FLORIST OR NURSERY STOCK N O P					1669
100 U KINGDOM				977	
306 BELGIUM		626		4132	
318 DENMARK				1883	
327 FRANCE				1596	
335 GERMANY W				6152	
347 JAPAN				402	
354 NETHRLNDS				417940	
400 U STATES				342783	
		23385		775865	
		24011			
LATEX NATURAL OR SYNTHETIC	LB				1680
218 MALAYA		33565	392023	120758	
335 GERMANY W			250	133	
400 U STATES		888904	8025889	3027051	
		922469	8418162	3147942	
BALATA CRUDE	LB				1681
309 BRAZIL			2485	893	
400 U STATES		1600	5596	11987	
		1600	8081	12880	
GUTTA PERCHA UNMANUFACTURED	LB				1682
100 U KINGDOM			373	205	
400 U STATES			618	1310	
			991	1515	
RUBBER CRUDE CAOUTCHOUC	LB				1683
100 U KINGDOM		11200	158606	54473	
217 CEYLON		948400	4894460	1320237	
218 MALAYA		3784941	47873296	13272906	
219 BEI OTHER			22403	7233	
329 FR E IND			109751	29459	
355 INDONESIA			90561	23457	
400 U STATES		381067	3196556	965099	
		5125608	56345633	15672864	
COMB BLANKS OF HARD RUBBER					1684
305 AUSTRIA				526	
400 U STATES				1545	
				3097	
				526	
				4642	
RUBBER POWDERED WASTE OR JUNK	CWT				1687
100 U KINGDOM		786	2608	11289	
218 MALAYA			112	4082	
400 U STATES		2356	23859	176061	
		3142	26579	191432	
RUBBER RECOVERED	CWT				1688
100 U KINGDOM		29	5052	39751	
400 U STATES		18434	140932	1260179	
		18463	145984	1299930	
RUBBER SUBSTITUTE OR SYNTHETIC	CWT				1689
335 GERMANY W			2837	45625	
400 U STATES		9747	85896	2410765	
		9747	88733	2456390	
RUBBER THREAD NOT COVERED	LB				1690
100 U KINGDOM		733	5637	7405	
400 U STATES		7748	70635	114029	
		8481	76272	121434	
HARD RUBBER STRIP SHEET ROD	LB				1691
100 U KINGDOM			40991	14220	
400 U STATES		154	10418	15921	
		154	51409	30141	
BATHING SHOES RUBBER	PAIR				1700
335 GERMANY W			2828	1178	
400 U STATES			6672	3640	
			9500	4818	
BELTING RUBBER					1701
100 U KINGDOM		1910		8143	
327 FRANCE				917	
335 GERMANY W		204		2604	
354 NETHRLNDS				772	
375 SWEDEN		134		206	
400 U STATES		27990		200573	
		30238		213215	
CANVAS SHOES RUBBER SOLES	PAIR				1702
100 U KINGDOM		2118	115255	56077	
215 INDIA			306893	142699	
231 HONG KONG		128962	1425159	751135	
317 CZECHO S			4390	1958	
335 GERMANY W			19	78	
344 ITALY			1250	1515	
347 JAPAN			60	69	
354 NETHRLNDS			994	1093	
400 U STATES		517	11129	12340	
		131597	1865149	966964	
74503					
BOOTS AND SHOES RUBBER N O P	PAIR				1703
100 U KINGDOM		74915	291262	378045	
218 MALAYA			618	757	
231 HONG KONG		90	73194	58508	
317 CZECHO S		38360	95003	94552	
327 FRANCE		591	3610	11445	
335 GERMANY W		1850	1850	1273	

IMPORTS INTO CANADA FOR CONSUMPTION

Articles and Countries from which Imported	MONTH OF JULY 1955		SEVEN MONTHS ENDED JULY 1955		Class Number
	Quantities	Values (\$)	Quantities	Values (\$)	
376 SWITZRLND			2619	5695	
400 U STATES	725	3160	29143	44119	
CEMENT RUBBER	116531	149347	497299	594394	1704
100 U KINGDOM		133		2064	
335 GERMANY W		64		3119	
400 U STATES		112619		812235	
CLOTHING RUBBER N O P		112816		817418	1705
100 U KINGDOM		9174		24809	
335 GERMANY W				427	
347 JAPAN				197	
359 NORWAY				1833	
400 U STATES		9571		122150	
GLOVES RUBBER		18745		149416	1706
DZ PR					
100 U KINGDOM	380	1033	2570	8606	
317 CZECHD S	7	102	7	102	
335 GERMANY W			385	673	
354 NETHRLNOS			46	102	
400 U STATES	4991	20913	41179	192326	
GOLF BALLS	5378	22048	44187	201809	1707
D O Z					
100 U KINGDOM	3060	10303	39055	111571	
347 JAPAN			100	270	
400 U STATES	4850	25452	19357	94626	
HEELS RUBBER	7910	35755	58512	206467	1708
PAIR					
100 U KINGDOM			2592	317	
335 GERMANY W			800	60	
400 U STATES	92554	11771	657732	80879	
HOSE RUBBER OR RUBBER LINEO	92554	11771	661124	81256	1709
100 U KINGDOM		1604		19375	
335 GERMANY W		293		5066	
375 SWEDEN		423		505	
400 U STATES		134355		858946	
WATER BOTTLES RUBBER		136675		883892	1710
100 U KINGDOM		601		6149	
305 AUSTRIA				566	
335 GERMANY W		413		7109	
400 U STATES		10678		21507	
MATERIALS FOR SEALING COMPOUND		11692		35331	1711
400 U STATES		7746		73770	
MATS AND MATTING RUBBER		7746		73770	1712
100 U KINGDOM		1578		6897	
318 DENMARK				100	
327 FRANCE				2637	
335 GERMANY W		258		1136	
354 NETHRLNDS		1208		30075	
400 U STATES		95577		595124	
PACKING RUBBER		98621		635969	1713
100 U KINGDOM		154		14381	
375 SWEDEN		281		961	
376 SWITZRLND				116	
400 U STATES		12072		190580	
RAINCOATS RUBBER		12507		206038	1714
NO			10	125	
400 U STATES			10	125	
TIRE CASINGS FOR BICYCLES					1715
NO					
100 U KINGDOM	7587	5842	62513	59926	
306 BELGIUM	1300	717	3820	2145	
327 FRANCE	919	651	6585	4628	
335 GERMANY W	10077	6640	41475	25933	
344 ITALY	400	933	987	1954	
354 NETHRLNDS	11480	6603	77186	46378	
359 NORWAY			240	287	
375 SWEDEN			5250	3778	
400 U STATES	742	989	5235	7147	
TIRE CASINGS N O P	32505	22375	203291	152176	1716
NO					
100 U KINGDOM	849	10472	4120	47986	
327 FRANCE	695	49626	4152	343510	
335 GERMANY W	8	173	18	360	
344 ITALY			5	154	
375 SWEDEN	1000	2566	15750	34045	
400 U STATES	41139	704096	263322	3619189	
TIRES INNER TUBES N O P	43691	766933	287367	4045244	1717
NO					
100 U KINGDOM	107	289	1608	2520	
327 FRANCE	61	196	2727	13241	
375 SWEDEN	1200	744	16350	9296	
400 U STATES	4128	11580	35552	105652	
TIRES SOLID AUTOMOBILE	5496	12809	56237	130709	1718
NO					
400 U STATES	55	1175	818	18580	
TIRES SOLID RUBBER N O P	55	1175	818	18580	1719
NO					
100 U KINGDOM		7786		28934	
359 NORWAY		168		168	
400 U STATES		8702		84779	
		16656		113881	

IMPORTS INTO CANADA FOR CONSUMPTION

Articles and Countries from which Imported	MONTH OF JULY 1955		SEVEN MONTHS ENDED JULY 1955		Class Number
	Quantities	Values (\$)	Quantities	Values (\$)	
MANUFACTURES OF RUBBER N O P					1720
100 U KINGDOM		16471		167033	
218 MALAYA				71699	
234 AUSTRALIA		218		218	
305 AUSTRIA		150		1165	
306 BELGIUM		1189		1458	
318 DENMARK				569	
327 FRANCE		581		2956	
335 GERMANY W		6326		29900	
344 ITALY				1393	
347 JAPAN		3587		19051	
354 NETHRLNDS		721		1966	
375 SWEDEN		121		1326	
376 SWITZRLND		53		491	
400 U STATES		531714		3403881	
		561131		3703106	
TIRES INNER TUBES BICYCLE	NO				1721
100 U KINGDOM	2457	854	29081	11195	
318 DENMARK			3400	881	
327 FRANCE	1825	728	3310	1370	
335 GERMANY W	22404	6078	70695	19082	
347 JAPAN	200	50	11700	2985	
354 NETHRLNDS	500	138	37375	9580	
375 SWEDEN			2900	1038	
400 U STATES	288	153	864	573	
	27674	8001	159325	46704	
GASKETS AND WASHERS RUBBER					1722
100 U KINGDOM		867		2694	
335 GERMANY W				600	
375 SWEDEN				137	
400 U STATES		102249		615792	
		103116		619223	
DRUGGISTS SUNDRIES RUBBER					1723
100 U KINGDOM		2516		25660	
305 AUSTRIA		1384		3398	
317 CZECHO S				668	
318 DENMARK				698	
327 FRANCE				901	
335 GERMANY W		961		8130	
347 JAPAN				427	
354 NETHRLNDS		273		323	
400 U STATES		68977		448006	
		74111		488211	
TIRE REPAIR MATERIAL OF RUBBER					1724
100 U KINGDOM		1660		10236	
327 FRANCE				706	
335 GERMANY W		12599		25822	
400 U STATES		40758		262413	
		55017		299177	
NURSING NIPPLES RUBBER	GRSS				1725
100 U KINGDOM			900	2161	
400 U STATES	332	6155	2660	38394	
	332	6155	3560	40555	
FLOORING AND TILE OF RUBBER	SQ YD				1726
100 U KINGDOM			2083	3768	
400 U STATES	2767	6345	42214	92892	
	2767	6345	44297	96660	
V BELTS CHIEFLY OF RUBBER					1727
100 U KINGDOM				15016	
317 CZECHO S				2696	
335 GERMANY W				2204	
347 JAPAN		240		2725	
354 NETHRLNDS		325		1219	
359 NORWAY		83		83	
375 SWEDEN				247	
400 U STATES		53652		484568	
		54300		508758	
SOLES SOLING MATERIALS RUBBER					1728
100 U KINGDOM				21413	
217 CEYLON		1182		4578	
218 MALAYA				9343	
335 GERMANY W				2942	
344 ITALY				496	
400 U STATES		24467		300957	
		25649		339729	
AUTOMOTIVE PARTS OF RUBBER NOP					1729
100 U KINGDOM		227		8490	
327 FRANCE				61	
335 GERMANY W		279		1262	
400 U STATES		126272		1037447	
		126778		1047260	
WEATHERSTRIPPING OF RUBBER					1730
100 U KINGDOM				506	
400 U STATES		83337		841014	
		83337		841520	
ANNATTO SEED	LB				1741
400 U STATES	833	100	833	100	
	833	100	833	100	
SUGAR BEET SEED	LB				1744
335 GERMANY W			60583	28407	
354 NETHRLNDS			220	54	
400 U STATES			147000	40568	
			207803	69029	
SEEDS FOR BLENDING	LB				1746
100 U KINGDOM			500	171	
215 INDIA	26368	2794	33116	3529	

IMPORTS INTO CANADA FOR CONSUMPTION

Articles and Countries from which Imported			MONTH OF JULY 1955		SEVEN MONTHS ENDED JULY 1955		Class Number
			Quantities	Values (\$)	Quantities	Values (\$)	
	234	AUSTRALIA	22624	1841	124530	11327	
	304	ARGENTINA			396841	39157	
	335	GERMANY W	1100	160	1100	160	
	354	NETHRLNDS			48400	4396	
	400	U STATES	82250	3160	580119	33166	
			132342	7955	1184606	91906	
COTTON SEED			CWT				1747
CLOVER SEED			LB				1750
	100	U KINGDOM	100	164	280	364	
	236	NEW ZEAL			7040	5717	
	306	BELGIUM			110	99	
	327	FRANCE			49141	28533	
	400	U STATES			1894264	883526	
			100	164	1950835	918239	
FLAX SEED			BUSH				1751
	400	U STATES			7419	27073	
					7419	27073	
BENT GRASS SEED			LB				1753
	100	U KINGDOM	2220	193	2220	193	
	236	NEW ZEAL			4339	3464	
	400	U STATES	930	524	133885	78619	
			3150	717	140444	82276	
GRASS SEED TIMOTHY			LB				1754
	400	U STATES			1225561	277774	
					1225561	277774	
GRASS SEED N O P			LB				1755
	100	U KINGDOM			387	289	
	236	NEW ZEAL			15792	8327	
	318	DENMARK	5720	1153	126076	48116	
	354	NETHRLNDS	1100	268	10050	2649	
	400	U STATES	7000	2333	1587084	283063	
			13820	3754	1739389	342444	
MILLET AND RAPE SEED			LB				1756
	100	U KINGDOM			13863	1919	
	234	AUSTRALIA	179031	6438	293693	13618	
	304	ARGENTINA			110138	3845	
	327	FRANCE	635	177	113504	32215	
	353	MOROCCO			55502	3896	
	354	NETHRLNDS			7000	632	
	375	SWEDEN			2204	285	
	400	U STATES	15508	1402	395141	21556	
			195174	8017	991045	77966	
MUSHROOM SPAWN							1757
	400	U STATES		2894		33903	
				2894		33903	
PEAS AND BEANS SEED			LB				1758
	100	U KINGDOM			20300	2430	
					20300	2430	
SEED POTATOES			CWT				1759
	400	U STATES			56444	138696	
					56444	138696	
SEEDS 5 DOLLARS OR OVER PER LB							1762
	318	DENMARK				595	
	335	GERMANY W				574	
	347	JAPAN				243	
	354	NETHRLNDS				3571	
	400	U STATES		4596		34400	
				4596		39383	
GARDEN FIELD ROOT SEEDS N O P							1766
	100	U KINGDOM				5163	
	215	INDIA		81		3589	
	231	HONG KONG		382		13642	
	234	AUSTRALIA		14536		15964	
	312	CHILE				108	
	318	DENMARK				3851	
	327	FRANCE				4332	
	335	GERMANY W				201	
	344	ITALY				3575	
	347	JAPAN				278	
	354	NETHRLNDS		1491		45886	
	358	NICARAGUA		8093		23182	
	400	U STATES		8824		356429	
				33407		476200	
TOBACCO TURKISH UNSTEMMED			LB				1776
	336	GREECE	4203	3699	30165	28257	
	379	TURKEY	20170	14745	164800	119049	
	400	U STATES			350	289	
				24373	18444	195315	147595
TOBACCO TURKISH STEMMED			LB				1777
TOBACCO FLUE CURED UNSTEMMED			LB				1778
	400	U STATES	2811	2643	18416	17251	
				2811	2643	18416	17251
CIGAR LEAF UNSTEMMED			LB				1779
	316	CUBA	2343	5779	13496	46552	
	355	INDONESIA			647	5266	
	400	U STATES	36994	111917	347380	950719	
			39337	117696	361523	1002537	
TOBACCO N D P UNSTEMMED			LB				1780
	392	SYRIA	8600	2417	44763	12807	
	400	U STATES			7664	5370	
				8600	2417	52427	18177
TOBACCO FLUE CURED STEMMED			LB				1781

IMPORTS INTO CANADA FOR CONSUMPTION

Articles and Countries from which Imported	MONTH OF JULY 1955		SEVEN MONTHS ENDED JULY 1955		Class Number
	Quantities	Values (\$)	Quantities	Values (\$)	
CIGAR LEAF STEMMED	LB				1782
316 CUBA	26622	33364	205983	289236	
384 P RICO	268	156	268	156	
400 U STATES	10734	3526	70332	25707	
	37624	37046	276583	315099	
TOBACCO N O P STEMMED	LB				1783
400 U STATES	330	402	5879	7622	
	330	402	5879	7622	
CIGARS	LB				1784
224 JAMAICA			12	121	
306 BELGIUM	105	358	298	946	
316 CUBA	401	3915	3418	32377	
335 GERMANY W			90	340	
354 NETHRLNOS	2081	6593	12188	39421	
376 SWITZRLNO			212	554	
400 U STATES	2433	7065	13588	39466	
	5020	17931	29806	113225	
CIGARETTES	LB				1785
100 U KINGDOM	6423	9202	15236	27517	
327 FRANCE	170	243	1201	1542	
344 ITALY	622	696	750	898	
354 NETHRLNOS			257	241	
400 U STATES	55482	91496	385647	624349	
	62697	101637	403091	654547	
SMUFF	LB				1786
100 U KINGDOM	150	306	1065	2810	
	150	306	1065	2810	
TOBACCO CUT	LB				1787
100 U KINGDOM	6825	12663	46809	89169	
231 HONG KONG			150	214	
354 NETHRLNDS	5119	3461	23282	15500	
400 U STATES	17146	22721	140036	182216	
	29090	38845	210277	287099	
TOBACCO MANUFACTURED N O P	LB				1788
100 U KINGDOM	1300	1075	6050	5119	
400 U STATES	970	806	10655	6592	
	2270	1881	16705	11711	
LOCUST BEANS LOCUST BEAN MEAL	LB				1811
400 U STATES			15664	2824	
			15664	2824	
BRISTLES N O P	LB				1812
BROOM CORN					1813
340 HUNGARY				19982	
344 ITALY				210156	
352 MEXICO				599	
400 U STATES		29136		217872	
		29136		448609	
CATTLE FOOD WITH MOLASSES					1815
400 U STATES				2144	
				2144	
DRUGS CRUDE BARKS FLOWERS					1816
100 U KINGDOM				2481	
207 UN SO AFR				312	
215 INDIA		2337		3964	
217 CEYLON				6388	
224 JAMAICA				249	
231 HONG KONG		2265		30761	
306 BELGIUM		1462		3356	
307 BEL CONGO				10145	
314 COLOMBIA				214	
317 CZECHO S				340	
327 FRANCE		537		3799	
335 GERMANY W		1147		9086	
337 GUATEMALA				388	
339 HONOURAS		3172		3172	
344 ITALY				394	
352 MEXICO				146	
363 PERU				101	
376 SWITZRLNO				483	
388 YUGO SLAV				1283	
400 U STATES		8441		106309	
		19361		183371	
GLUE VEGETABLE	LB				1817
100 U KINGDOM			6032	327	
400 U STATES			13707	2639	
			19739	2966	
HAY AND STRAW	TON				1818
400 U STATES	409	11352	4376	133339	
	409	11352	4376	133339	
IVORY NUTS					1819
100 U KINGDOM				987	
321 ECUADOR				2625	
				3612	
MUCILAGE AND ADHESIVE PASTE	LB				1824
100 U KINGDOM	130	123	10398	2551	
400 U STATES	32912	6349	156939	35331	
	33042	6472	167337	37882	
PALM LEAF UNMANUFACTURED					1825
400 U STATES				20510	
				20510	
ROOTS MEDICINAL ALKANET JALAP					1827
100 U KINGDOM				2290	
231 HONG KONG		668		4486	
306 BELGIUM				306	
347 JAPAN				60	

IMPORTS INTO CANADA FOR CONSUMPTION

Articles and Countries from which Imported	MONTH OF JULY 1955		SEVEN MONTHS ENDED JULY 1955		Class Number
	Quantities	Values (\$)	Quantities	Values (\$)	
352 MEXICO				77	
388 YUGO SLAV				357	
400 U STATES		98		8479	
STARCH AND PREPARATIONS N O P	LB	766		16055	1828
100 U KINGDOM			3200	387	
231 HONG KONG	2600	220	13260	1810	
335 GERMANY W	599	285	3639	1008	
354 NETHRLNDS	40000	6482	85600	13723	
400 U STATES	567942	57775	3843450	404207	
STARCH POTATO POTATO FLOUR	LB	611141	3949149	421135	1829
327 FRANCE	110200	6095	112405	6360	
354 NETHRLNDS	349324	22232	900379	55859	
400 U STATES	149370	14705	785439	74632	
STARCH FOR PASTE	LB	608894	1798223	136851	1830
231 HONG KONG			400	60	
TAR PINE CRUDE IN BULK	GAL		400	60	1832
100 U KINGDOM	800	162	920	333	
359 NORWAY			132	160	
400 U STATES	34846	14555	177721	74296	
TEASELS		14717	178773	74789	1833
100 U KINGDOM		561		561	
327 FRANCE		339		339	
372 SPAIN				6540	
400 U STATES				10278	
TURPENTINE RAW OR CRUDE	LB	900		17718	1834
400 U STATES			58000	2583	
TURPENTINE SPIRITS OF	GAL		58000	2583	1835
100 U KINGDOM			99	124	
400 U STATES	139504	92566	870470	565989	
VEGETABLE PRODUCTS N O P		92566	870569	566113	1836
100 U KINGDOM				9635	
224 JAMAICA				102	
231 HONG KONG				3451	
318 DENMARK		182		933	
327 FRANCE				169	
335 GERMANY W		170		6751	
344 ITALY		228		1327	
347 JAPAN				775	
352 MEXICO				559	
354 NETHRLNDS		814		3872	
376 SWITZRLND		180		642	
390 GERMANY E		610		610	
400 U STATES		15202		91861	
VEGETABLE COLOURING		17386		120687	1839
100 U KINGDOM		55		2382	
335 GERMANY W				163	
354 NETHRLNDS				151	
400 U STATES		10967		104813	
DEXTRINE STARCH MIXTURES N O P	LB	11022		107509	1840
100 U KINGDOM	123200	9541	481740	37815	
354 NETHRLNDS	105222	7631	583589	42452	
400 U STATES	91200	10005	586379	62811	
DEXTRINE STARCH NOT A PASTE	LB	319622	1651708	143078	1841
231 HONG KONG			500	70	
400 U STATES	5000	172	413415	30898	
DISTILLERS SOLUBLES		172	413915	30968	1842
400 U STATES		15373		123627	
VEGETABLE FLOUR NOP NOT EDIBLE		15373		123627	1843
100 U KINGDOM				308	
309 BRAZIL				16237	
355 INDONESIA				1465	
400 U STATES		25792		188223	
NON FOODS TAR 68A 206 662 B09		25792		206233	1844
400 U STATES		661		13703	
VEGETABLE FLAVOURINGS		661		13703	1845
100 U KINGDOM		1927		7404	
232 MALTA		269		536	
327 FRANCE		1508		10531	
335 GERMANY W		160		400	
336 GREECE				85	
344 ITALY				3969	
352 MEXICO				159	
354 NETHRLNDS		649		3155	
372 SPAIN				131	
388 YUGO SLAV				368	
400 U STATES		29391		204994	
SIZING PREPARATIONS N O P	LB	33904		231732	1846
400 U STATES	46117	6721	582783	68940	
	46117	6721	582783	68940	

IMPORTS INTO CANADA FOR CONSUMPTION

Articles and Countries from which Imported	MONTH OF JULY 1955		SEVEN MONTHS ENDED JULY 1955		Class Number
	Quantities	Values (\$)	Quantities	Values (\$)	
<u>GROUP 2</u>					
<u>ANIMALS AND ANIMAL PRODUCTS</u>					
CATTLE PURE BRED	NO				2012
100 U KINGDOM	3	1888	123	82606	
400 U STATES	47	44858	625	377384	
	50	46746	748	459990	
BABY CHICKS AND TURKEY POULTS	NO				2013
400 U STATES	58100	22293	421529	203925	
	58100	22293	421529	203925	
DOGS PURE BRED	NO				2014
100 U KINGDOM	9	1357	65	9587	
207 UN SO AFR			1	138	
305 AUSTRIA	2	200	2	200	
327 FRANCE			2	121	
335 GERMANY W			1	350	
354 NETHRLNDS			2	160	
381 ALASKA			2	446	
400 U STATES	23	2880	134	13018	
	34	4437	209	24020	
FOWLS DOMESTIC PURE BRED	NO				2015
400 U STATES			521	3382	
			521	3382	
HORSES PURE BRED	NO				2018
100 U KINGDOM	3	600	7	15549	
400 U STATES	14	10655	101	82332	
	17	11255	108	97881	
RABBITS PURE BRED	NO				2019
400 U STATES			8	296	
			8	296	
SHEEP PURE BRED	NO				2020
400 U STATES	34	3996	40	5095	
	34	3996	40	5095	
ANIMALS FOR IMP OF STOCK N O P	NO				2021
100 U KINGDOM	32	6782	58	18386	
400 U STATES	4	475	22	10009	
	36	7257	80	28395	
HORSES N O P	NO				2035
100 U KINGDOM	6	16387	15	22934	
400 U STATES	341	111771	1711	721641	
	347	128158	1726	744575	
LIVESTOCK N O P	NO				2037
100 U KINGDOM			1	202	
400 U STATES	3249	55422	17535	359608	
	3249	55422	17536	359810	
BEEES					2041
400 U STATES		2836		367999	
		2836		367999	
FOXES	NO				2042
400 U STATES			3	417	
			3	417	
LEECHES					2043
400 U STATES				62	
				62	
PIGEONS HOMING AND PHEASANTS					2044
400 U STATES		6792		9097	
		6792		9097	
TURTLES					2045
400 U STATES		120		9893	
		120		9893	
ALL OTHER ANIMALS LIVING N O P					2046
100 U KINGDOM		715		2398	
215 INDIA		14130		18563	
306 BELGIUM		260		1505	
307 BEL CONGO		125		125	
327 FRANCE				138	
335 GERMANY W		1750		3997	
347 JAPAN		107		331	
354 NETHRLNDS		240		2850	
363 PERU				554	
364 PHIL		2000		2000	
400 U STATES		15465		165691	
		34792		198152	
MINK	NO				2047
326 FINLAND			16	2950	
400 U STATES			3193	259970	
			3209	262920	
BONES CRUDE	CWT				2051
215 INDIA	22	766	42	1573	
366 PORTUGAL			28	1448	
400 U STATES	23	520	7781	33148	
	45	1286	7851	36169	
BONE DUST CHARRED BONE	CWT				2052
100 U KINGDOM	2301	5266	22905	47714	
234 AUSTRALIA	1000	2544	1500	3786	
400 U STATES	28	430	4551	38606	
	3329	8240	28956	90106	
BONE PITCH CRUDE ONLY	CWT				2053
400 U STATES	227	1952	3171	19601	
	227	1952	3171	19601	
CHARCOAL ANIMAL FOR SUGAR	CWT				2054
100 U KINGDOM	2022	19744	18436	160122	
322 EGYPT	1120	5574	4480	22305	
	3142	25318	22916	182427	

IMPORTS INTO CANADA FOR CONSUMPTION

Articles and Countries from which Imported	MONTH OF JULY 1955		SEVEN MONTHS ENDED JULY 1955		Class Number
	Quantities	Values (\$)	Quantities	Values (\$)	
IVORY AND MANUFACTURES					2063
100 U KINGDOM		379		5245	
215 INDIA				228	
231 HONG KONG		92		322	
313 CHINA				408	
335 GERMANY W				55	
347 JAPAN				438	
400 U STATES				1378	
		471		8074	
BUTTON BLANKS OF SHELL ROUGH					2071
400 U STATES				59	
				59	
SHELLS UNMANUFACTURED FOSSILS					2073
100 U KINGDOM		1376		13501	
335 GERMANY W				6915	
354 NETHRLNOS				2015	
400 U STATES		884		10692	
		2260		33123	
SHELLS N O P CRUSHED OR GROUND	CWT		600	313	2074
400 U STATES			600	313	
OYSTER SHELLS CRUSHED OR NOT	CWT				2075
400 U STATES	59754	32027	386440	218507	
	59754	32027	386440	218507	
FEATHERS NATURAL					2081
100 U KINGDOM				1903	
231 HONG KONG		275		52422	
306 BELGIUM				1997	
318 DENMARK		2427		2984	
335 GERMANY W		228		228	
400 U STATES		1464		19795	
		4394		79329	
BAOMINTON SHUTTLECOCKS BIROS	GROSS				2083
100 U KINGDOM	60	977	215	3013	
215 INDIA	10	83	52	394	
216 PAKISTAN			4	77	
318 DENMARK			7	201	
335 GERMANY W	62	532	105	1006	
347 JAPAN	17	156	41	391	
400 U STATES	124	4115	489	16125	
	273	5863	913	21207	
MANUFACTURES OF FEATHERS N O P					2084
100 U KINGDOM		522		2524	
207 UN SO AFR				133	
215 INDIA				124	
216 PAKISTAN				364	
317 CZECHOS		247		393	
327 FRANCE		5830		14113	
335 GERMANY W		901		1051	
347 JAPAN				356	
352 MEXICO		126		487	
376 SWITZRLNO				312	
400 U STATES		2310		15015	
		9936		34872	
FEATHERBONE COILS					2085
400 U STATES		2175		12014	
		2175		12014	
QUILLS NATURAL OR UNPLUMED					2086
100 U KINGDOM		401		3373	
207 UN SO AFR				538	
231 HONG KONG				4723	
304 ARGENTINA		709		2710	
317 CZECHOS				1012	
318 DENMARK		1426		3405	
327 FRANCE				164	
400 U STATES		1779		23177	
		4315		39102	
COO HA000CK POLLOCK FRESH	LB				2091
100 U KINGDOM			16551	3989	
381 ALASKA			115301	19683	
400 U STATES	17493	3117	235240	40681	
	17493	3117	367092	64353	
HALIBUT FRESH	LB				2092
381 ALASKA			598231	112495	
400 U STATES	129183	19462	709955	118921	
	129183	19462	1308186	231416	
FISH LIVERS	LB				2093
400 U STATES	6536	1953	15077	4314	
	6536	1953	15077	4314	
HERRINGS FRESH	LB				2094
100 U KINGDOM			56802	8364	
231 HONG KONG			2600	640	
359 NORWAY			9675	637	
400 U STATES	3054686	52804	6559573	115006	
	3054686	52804	6628650	124647	
LIVE FISH AND EGGS PROPAGATING					2095
100 U KINGDOM				387	
400 U STATES		1546		20712	
		1546		21099	
LOBSTERS FRESH	LB				2096
236 NEW ZEAL			9000	6660	
400 U STATES	1215	877	32181	19753	
	1215	877	41181	26413	
MACKEREL FRESH	LB				2097
400 U STATES			275	138	
			275	138	

IMPORTS INTO CANADA FOR CONSUMPTION

Articles and Countries from which Imported	MONTH OF JULY 1955		SEVEN MONTHS ENDED JULY 1955		Class Number
	Quantities	Values (\$)	Quantities	Values (\$)	
OYSTERS SEED AND BREEDING 400 U STATES				12651	2098
OYSTERS IN THE SHELL 400 U STATES	BRL			12651	2099
OYSTERS SHELLED IN BULK 400 U STATES	GAL		192	4156	2100
SALMON FRESH			192	4156	
381 ALASKA		1244	32542	209994	2101
400 U STATES		1244	32542	209994	
SQUID FRESH	LB				2102
231 HONG KONG		45		5182	
347 JAPAN				184	
400 U STATES		2451		14158	
FISH ALL OTHER FRESH		2496		19524	2103
100 U KINGDOM	LB	1000	400	18049	4892
231 HONG KONG				23693	5947
318 DENMARK		1606	578	2706	1040
347 JAPAN		4185	1842	636927	90424
354 NETHRLNDS		7250	2517	38936	12907
400 U STATES		86660	16606	1999256	243072
		100701	21943	2719567	358282
COD HADDOCK POLLOCK DRIED	LB				2111
100 U KINGDOM				38369	8786
359 NORWAY		276	70	276	70
400 U STATES		110	50	110	50
		386	120	38755	8906
COD HADDOCK POLLOCK SALTED	LB				2113
100 U KINGDOM				2340	425
400 U STATES				4000	733
				6340	1158
HALIBUT SALTED	LB				2114
HERRINGS SALTED	LB				2115
100 U KINGDOM		5600	631	578384	66517
354 NETHRLNDS				278582	38582
359 NORWAY		5750	582	422095	29428
375 SWEDEN				10150	901
400 U STATES		572	151	24252	3057
		11922	1364	1313463	138485
MACKEREL PICKLED	LB				2117
SALMON SALTED	LB				2118
400 U STATES				1383	802
				1383	802
SALMON SMOKED	LB				2119
400 U STATES				1140	1352
				1140	1352
FISH DRIED N O P	LB				2120
100 U KINGDOM				8750	1434
231 HONG KONG				6324	3747
347 JAPAN		450	177	2650	989
400 U STATES				5880	1672
		450	177	23604	7842
FISH ALL OTHER SALTED	LB				2121
100 U KINGDOM				5250	534
231 HONG KONG		1780	603	48286	17792
366 PORTUGAL				1764	312
400 U STATES		3988	509	21522	4657
		5768	1112	76822	23295
FISH DTHER SMOKED OR BONELESS	LB				2122
100 U KINGDOM				178434	30711
231 HDNG KONG				600	223
354 NETHRLNDS				7126	824
359 NORWAY				3839	591
400 U STATES		13496	2997	17001	4258
		13496	2997	207000	36607
CRABS CLAMS SHRIMPS CANNED	LB				2131
100 U KINGDOM				221	149
231 HONG KONG				200	85
318 DENMARK		23138	13971	23138	13971
347 JAPAN		95398	20118	321212	85287
359 NORWAY		79270	49642	90789	56948
400 U STATES		472977	317221	1376914	1030066
		670783	400952	1812474	1186506
KIPPERED HERRINGS CANNED	LB				2132
100 U KINGDOM		3600	910	101802	24664
326 FINLAND				230	66
354 NETHRLNDS				270	89
359 NORWAY		93523	5493	187244	32201
400 U STATES				2621	785
		97123	6403	292167	57805
LOBSTERS CANNED PREPARED N O P	LB				2133
100 U KINGDOM				307	228
207 UN SO AFR		16500	18412	35063	39170
400 U STATES				6414	4946
		16500	18412	41784	44344
OYSTERS SHELLED IN CANS	QUART				2136
352 MEXICO				840	1307
400 U STATES		364	900	8963	17597
		364	900	9803	18904

IMPORTS INTO CANADA FOR CONSUMPTION

Articles and Countries from which Imported	MONTH OF JULY 1955		SEVEN MONTHS ENDED JULY 1955		Class Number
	Quantities	Values (\$)	Quantities	Values (\$)	
OYSTERS PREPARED PRESERVED N O P 100 U KINGDOM 231 HONG KONG 347 JAPAN 400 U STATES	LB				2137
			972	499	
		300	15592	13629	
		9142	66898	27283	
		5360	36040	31129	
		14802	8205	119502	72540
SALMON CANNED PREPARED N O P 100 U KINGDOM 335 GERMANY W 359 NORWAY 400 U STATES	LB				2138
			236	118	
			3933	2371	
			56	96	
		68	1612	1212	
		68	56	5837	3797
PILCHARD CANNED 207 UN SO AFR 347 JAPAN 400 U STATES	LB				2139
			1125	153	
			1628	258	
			4008	399	
			6761	810	
ANCHOVIES SARDINES CANNED 100 U KINGDOM 207 UN SO AFR 318 DENMARK 327 FRANCE 335 GERMANY W 344 ITALY 353 MOROCCO 354 NETHRLNDS 359 NORWAY 366 PORTUGAL 372 SPAIN 375 SWEODEN 388 YUGO SLAV 400 U STATES	LB				2140
			2282	944	
			13500	1625	
		9246	34336	14888	
		770	3692	2096	
			848	308	
		875	1275	1334	
		3211	9904	3804	
			360	67	
		188869	977979	591558	
		23731	187939	95004	
			11666	6045	
		4126	23297	8348	
			10905	6862	
		489	61526	34605	
		231317	157463	1339509	767488
TUNA FISH CANNED 347 JAPAN 363 PERU 366 PORTUGAL 400 U STATES	LB				2143
		235050	65471	951718	308469
				21600	4257
		112	84	256	195
				16145	8975
		235162	65555	989719	321896
FISH PRESERVED IN OIL N O P 231 HONG KONG 318 DENMARK 327 FRANCE 335 GERMANY W 344 ITALY 347 JAPAN 363 PERU 366 PORTUGAL 400 U STATES					2144
			1827	14166	
				284	
				2070	
			862	5045	
			314	314	
			13286	24346	
			15548	131664	
				4036	
				727	
			31837	189152	
FISH PREPARED OR PRESERVED N O P 100 U KINGDOM 218 MALAYA 231 HONG KONG 318 DENMARK 327 FRANCE 344 ITALY 347 JAPAN 352 MEXICO 354 NETHRLNDS 359 NORWAY 366 PORTUGAL 375 SWEODEN 400 U STATES					2145
			1174	8619	
				301	
			594	5402	
			639	2535	
			303	1813	
			78	213	
			2926	12377	
				4625	
			97	1353	
			1322	11220	
			1189	1496	
			2950	95233	
			11272	145495	
HERRINGS CANNED 100 U KINGDOM 231 HONG KONG 335 GERMANY W 354 NETHRLNDS 359 NORWAY 375 SWEDEN 400 U STATES	LB				2146
		8453	1523	62361	9642
				582	377
		12218	2414	94215	17781
				4459	1089
		4789	1024	21165	5255
		3284	1708	11706	5147
				1842	888
		28744	6669	196330	40179
FISH OFFAL OR REFUSE 400 U STATES	CWT				2151
		3611	9335	17769	41751
		3611	9335	17769	41751
SPONGES OF MARINE PRODUCTION 100 U KINGDOM 227 BAHAMAS 232 MALTA 316 CUBA 327 FRANCE 336 GREECE 344 ITALY 400 U STATES					2152
				83	
				238	
				128	
			540	3524	
				1728	
				15522	
			458	1881	
			5312	21017	
			6310	44121	
FISHERY PRODUCTS N O P 100 U KINGDOM 225 TRINIDAD 231 HONG KONG 236 NEW ZEAL 316 CUBA 318 DENMARK					2153
				681	
				86	
			6994	24921	
			3418	3418	
				426	
			589	1196	

IMPORTS INTO CANADA FOR CONSUMPTION

Articles and Countries from which Imported	MONTH OF JULY 1955		SEVEN MONTHS ENDED JULY 1955		Class Number
	Quantities	Values (\$)	Quantities	Values (\$)	
335 GERMANY W				592	
347 JAPAN		236		8241	
352 MEXICO				3435	
354 NETHRLNDS				136	
359 NORWAY		436		1296	
375 SWEDEN				79	
380 USSR				623	
400 U STATES		107820		636349	
		119493		681479	
FISH MEAL	CWT				2154
FUR SKINS CHINA AND JAP MINK	NO				2155
100 U KINGDOM	2000	2335	4000	4683	
347 JAPAN			1000	4039	
400 U STATES			5335	19417	
	2000	2335	10335	28139	
FUR SKINS OPOSSUM UNDRRESSED	NO				2156
100 U KINGDOM	1039	1707	1039	1707	
400 U STATES	2340	1187	22059	9295	
	3379	2894	23098	11002	
FUR SKINS RACCOON UNDRRESSED	NO				2157
400 U STATES	8985	32685	250359	767740	
	8985	32685	250359	767740	
FUR SKINS SHEEP LAMB UNDRRESSED	NO				2158
304 ARGENTINA	27875	42095	45666	71988	
335 GERMANY W			375	455	
400 U STATES			88988	270866	
	27875	42095	135029	343309	
FUR SKINS VISCACHA UNDRRESSED	NO				2159
FUR SKINS WALLABY UNDRRESSED	NO				2160
FUR SKINS MARINE UNDRRESSED	NO				2161
100 U KINGDOM			25	115	
400 U STATES			666	23484	
			691	23599	
FUR SKINS FOX UNDRRESSED	NO				2162
100 U KINGDOM	2825	22032	4675	44038	
380 USSR			1010	15000	
400 U STATES	27	561	61512	80353	
	2852	22593	67197	139391	
FUR SKINS KOLINSKY UNDRRESSED	NO				2163
100 U KINGDOM	4000	8724	33149	55711	
380 USSR	10000	32175	10000	32175	
	14000	40899	43149	87886	
FUR SKINS MINK UNDRRESSED	NO				2164
100 U KINGDOM			11132	152082	
334 ST PIERRE			41	410	
335 GERMANY W			60	1350	
359 NORWAY			101	1669	
375 SWEDEN			361	5570	
381 ALASKA			58	1577	
400 U STATES	1027	23250	92575	2004370	
	1027	23250	104328	2167028	
FUR SKINS MUSKRAT UNDRRESSED	NO				2165
100 U KINGDOM	25000	32654	64990	89930	
381 ALASKA			1781	1851	
400 U STATES	73490	115668	1664358	2875372	
	98490	148322	1731129	2967153	
FUR SKINS PERSIAN LAMB UNDRRESSED	NO				2166
100 U KINGDOM	768	9246	36331	240619	
207 UN SO AFR	2500	15553	4080	25091	
342 IRAN			1080	6547	
380 USSR			3588	19408	
400 U STATES	34626	281639	476830	3882818	
	37894	306438	521909	4174483	
FUR SKINS RABBIT UNDRRESSED	NO				2167
327 FRANCE	30000	12707	169500	70021	
347 JAPAN	45000	17135	192000	75611	
400 U STATES	8700	4452	60656	22635	
	83700	34294	422156	168267	
FUR SKINS SQUIRREL UNDRRESSED	NO				2168
100 U KINGDOM	7090	2525	112364	55665	
305 AUSTRIA			7490	2595	
317 CZECHOS			27000	22946	
347 JAPAN	2400	1054	36100	25110	
400 U STATES	835	409	117149	83250	
	10325	3988	300103	189566	
FUR SKINS UNDRRESSED N O P	NO				2169
100 U KINGDOM	1000	1005	146597	217803	
231 HONG KONG	10000	7432	119500	109953	
309 BRAZIL	117	1103	117	1103	
313 CHINA	78000	91882	252800	349512	
354 NETHRLNDS			6000	8290	
375 SWEDEN			62000	68557	
376 SWITZRLND			4100	5371	
380 USSR			20000	9559	
381 ALASKA			118	3676	
400 U STATES	2249	19327	93617	1055436	
	91366	120749	704849	1829260	
ASTRACHAN RUSSIAN HARE DRESSED					2171
RABBIT SKINS DRESSED N O P	DOZ				2172
100 U KINGDOM			37	117	
306 BELGIUM	1993	6122	12460	34780	
335 GERMANY W	10	187	10	187	

IMPORTS INTO CANADA FOR CONSUMPTION

Articles and Countries from which Imported	MONTH OF JULY 1955		SEVEN MONTHS ENDED JULY 1955		Class Number
	Quantities	Values (\$)	Quantities	Values (\$)	
400 U STATES			617	2673	
FUR SKINS DRESSED N O P	2003	6309	13124	37757	2173
100 U KINGDOM		30802		78266	
301 AFGHAN				113	
304 ARGENTINA		443		1074	
305 AUSTRIA				381	
306 BELGIUM				3925	
335 GERMANY W				2404	
400 U STATES		53728		1095299	
HATTERS FURS NOT ON THE SKIN	LB	84973		1181462	2174
100 U KINGDOM	1000	4396	20100	67200	
306 BELGIUM	5591	8127	44396	120032	
317 CZECHO S	3089	5319	10869	20097	
327 FRANCE	9600	21652	40225	84760	
344 ITALY			5545	9430	
372 SPAIN			28330	43760	
400 U STATES	12103	45280	102666	300152	
FUR SKINS SHEEP DRESSED	31383	84774	252131	645431	2175
400 U STATES		15372		132621	
MANUFACTURES OF FUR N O P		15372		132621	2181
100 U KINGDOM		17789		142032	
234 AUSTRALIA				61	
317 CZECHO S				1202	
327 FRANCE				800	
347 JAPAN				215	
381 ALASKA				177	
400 U STATES		60303		390473	
BRISTLES ANIMAL	LB	78092		534960	2191
100 U KINGDOM	11510	28945	76770	202463	
231 HONG KONG			18873	42591	
306 BELGIUM			17380	63767	
313 CHINA			6412	7847	
335 GERMANY W	362	832	2943	12914	
347 JAPAN			500	990	
354 NETHRLNDS	4213	13510	71657	191195	
400 U STATES	50	86	4808	12413	
HAIR UNMANUFACTURED	16135	43373	199343	534180	2192
100 U KINGDOM	LB		5	308	
317 CZECHO S			8	305	
327 FRANCE			4	100	
335 GERMANY W	4	160	14	548	
354 NETHRLNDS	139	3287	25139	9722	
400 U STATES	41762	4454	805314	153778	
HORSE HAIR	41905	7901	830484	164761	2193
100 U KINGDOM	LB		516	1910	
304 ARGENTINA			133	202	
400 U STATES	4684	7625	44798	66705	
HAIR CURLED DYED N O P	4684	7625	45447	68817	2194
100 U KINGDOM		387		1850	
335 GERMANY W				407	
400 U STATES		552		1940	
MANUFACTURES OF HAIR N O P		939		4197	2195
100 U KINGDOM		1122		6081	
231 HONG KONG		2356		22921	
313 CHINA		769		769	
327 FRANCE		399		2560	
335 GERMANY W		53		7017	
347 JAPAN				841	
400 U STATES		994		8757	
HORSE HIDES		5693		48946	2200
304 ARGENTINA	NO	3000	5000	26021	
400 U STATES		166	1299	7235	
CALF SKINS AND KIPS RAW		3166	6299	33256	2201
236 NEW ZEAL	NO		6200	15907	
327 FRANCE			396	2646	
334 ST PIERRE	1031	1016	1031	1016	
335 GERMANY W	1096	7491	1596	10679	
354 NETHRLNDS	10000	34252	12500	43755	
365 POLAND			12000	40836	
376 SWITZRLND			2400	15282	
400 U STATES	45704	184352	363015	1300722	
CATTLE HIDES RAW		57831	399138	1430843	2202
236 NEW ZEAL	NO		200	1218	
318 DENMARK			5000	20107	
334 ST PIERRE	573	1030	573	1030	
400 U STATES	27789	138525	312180	1530945	
SHEEP SKINS RAW		28362	317953	1553300	2203
100 U KINGDOM	NO		6132	5321	
207 UN SO AFR			5000	10654	
234 AUSTRALIA			33211	41720	
236 NEW ZEAL	1730	2380	159722	109087	
304 ARGENTINA	7645	11735	83042	123263	
334 ST PIERRE	475	138	475	138	

IMPORTS INTO CANADA FOR CONSUMPTION

Articles and Countries from which Imported	MONTH OF JULY 1955		SEVEN MONTHS ENDED JULY 1955		Class Number
	Quantities	Values (\$)	Quantities	Values (\$)	
335 GERMANY W			6000	7867	
363 PERU			840	1081	
400 U STATES			275574	402854	
	30688	37388			
OTHER HIDES AND SKINS RAW NOP	40538	51641	569996	701985	2204
366 PORTUGAL	NO		125	273	
400 U STATES			308	611	
			433	884	
GOAT SKINS AND KID SKINS RAW	NO				2205
224 JAMAICA			432	353	
335 GERMANY W			6000	4818	
366 PORTUGAL			600	300	
400 U STATES	2400	2413	8352	3858	
	2400	2413	15384	9329	
HIDE SECTIONS OR BELLIES	NO				2206
100 U KINGDOM			1024	2065	
327 FRANCE			2000	8661	
335 GERMANY W			900	15609	
354 NETHRLNDS	1617	913	5417	2001	
376 SWITZRLND			503	9055	
400 U STATES	27836	17804	276130	251216	
	29453	18717	285974	288607	
LEATHER DRESSED KID					2210
100 U KINGDOM		50253		248919	
215 INDIA				1044	
306 BELGIUM		217		217	
327 FRANCE				1286	
335 GERMANY W		9435		31294	
352 MEXICO				7393	
372 SPAIN				6091	
400 U STATES		20313		198663	
		80218		494907	
BELTING LEATHER IN BUTTS					2211
100 U KINGDOM		4640		39481	
234 AUSTRALIA		1529		2782	
318 DENMARK				960	
327 FRANCE				2724	
335 GERMANY W				4457	
400 U STATES		8844		89274	
		15013		139678	
LEATHER TANNED N O P					2213
100 U KINGDOM		16300		56318	
215 INDIA				37778	
234 AUSTRALIA				208	
236 NEW ZEAL				401	
306 BELGIUM				3672	
327 FRANCE		96		454	
335 GERMANY W				274	
389 IRELAND				115	
400 U STATES		11222		154725	
		27618		253945	
LEATHER DRESSED N O P					2215
100 U KINGDOM		106784		622252	
215 INDIA				838	
234 AUSTRALIA		112		5212	
236 NEW ZEAL		434		851	
306 BELGIUM				2760	
309 BRAZIL				4513	
318 DENMARK				10935	
327 FRANCE		50667		160109	
335 GERMANY W		649		22415	
352 MEXICO				1445	
353 MOROCCO				1528	
354 NETHRLNDS		1110		3307	
372 SPAIN				1361	
375 SWEDEN				2508	
376 SWITZRLND				716	
389 IRELAND		2608		5669	
400 U STATES		89891		764957	
		252255		1611376	
CHAMOIS SKIN					2216
100 U KINGDOM		37608		190513	
236 NEW ZEAL		447		1245	
306 BELGIUM				2268	
400 U STATES				3171	
		38055		197197	
PATENT AND UPHOLSTERY LEATHER					2217
100 U KINGDOM		1130		1850	
400 U STATES		8841		86126	
		9971		87976	
SOLE LEATHER	LB				2218
100 U KINGDOM	1845	629	4874	2371	
400 U STATES	7039	3101	98582	40919	
	8884	3730	103456	43290	
SCRAP LEATHER					2219
100 U KINGDOM				753	
236 NEW ZEAL				805	
400 U STATES		10732		40344	
		10732		41902	
PIG MOROCCO ROLLER LEATHERS					2220
100 U KINGDOM		38335		239071	
400 U STATES		3152		16858	
		41487		255929	
LEATHER FROM EAST INDIA KIP					2221
100 U KINGDOM		82212		506845	
		82212		506845	

IMPORTS INTO CANADA FOR CONSUMPTION

Articles and Countries from which Imported	MONTH OF JULY 1955		SEVEN MONTHS ENDED JULY 1955		Class Number
	Quantities	Values (\$)	Quantities	Values (\$)	
LEATHER FOR GLOVES OR CLOTHING					2224
100 U KINGDOM		27847		217705	
234 AUSTRALIA				148	
375 SWEDEN		82		1626	
384 P RICO		13056		13056	
400 U STATES		97467		1123967	
		138452		1356502	
LEATHER FOR UPHOLSTERY LEATHER					2225
100 U KINGDOM		9053		96748	
400 U STATES				3903	
		9053		100651	
CRUST OIL LEATHER FOR CHAMOIS					2226
100 U KINGDOM				5935	
				5935	
BOOTS AND SHOES PEGGED LEATHER	PAIR				2231
100 U KINGDOM			168	363	
400 U STATES			123	710	
			291	1073	
BOOTS AND SHOES MENS LEATHER	PAIR				2232
100 U KINGDOM	28768	148569	175062	866776	
231 HONG KONG	338	783	488	989	
305 AUSTRIA	23	123	152	2513	
306 BELGIUM			160	1715	
327 FRANCE	30	113	1846	13799	
335 GERMANY W	334	1742	3669	19934	
336 GREECE			50	320	
344 ITALY	1243	7209	5218	26707	
352 MEXICO			226	493	
354 NETHRLNDS	39	161	2334	8910	
359 NORWAY			200	883	
376 SWITZRLND	47	570	313	3655	
400 U STATES	4462	24873	44418	205153	
	35284	184143	234136	1151847	
BOOTS AND SHOES WOMENS LEATHER	PAIR				2233
100 U KINGDOM	9638	28984	47399	240165	
215 INDIA			126	338	
231 HONG KONG			2582	1454	
305 AUSTRIA			14	205	
316 CUBA			45	307	
327 FRANCE			97	496	
335 GERMANY W	280	1328	4042	19138	
344 ITALY	587	1350	9224	36034	
352 MEXICO	35	94	3497	3045	
354 NETHRLNDS			2201	5030	
376 SWITZRLND	389	3576	4605	36866	
400 U STATES	45361	136257	393792	1407348	
	56290	171589	467624	1750426	
BOOTS SHOES CHILDRENS LEATHER	PAIR				2234
100 U KINGDOM	2870	5108	146962	145613	
215 INDIA			8141	5236	
231 HONG KONG			1320	1474	
335 GERMANY W			1295	4118	
344 ITALY			509	505	
354 NETHRLNDS	42	105	54722	57744	
400 U STATES	14703	29630	98283	168637	
	17615	34843	311232	383327	
GARMENTS LEATHER					2235
100 U KINGDOM		1537		8057	
400 U STATES		572		16696	
		2109		24753	
GLOVES MITTS LEATHER N O P					2236
100 U KINGDOM		29954		106280	
216 PAKISTAN				861	
306 BELGIUM				193	
327 FRANCE		5508		40177	
335 GERMANY W		1222		6391	
344 ITALY		2047		9487	
347 JAPAN		366		2365	
354 NETHRLNDS		1982		2217	
375 SWEDEN				378	
400 U STATES		2142		52875	
		43228		221224	
GLOVES OF KID WOMENS					2237
100 U KINGDOM		805		4058	
306 BELGIUM				4754	
327 FRANCE		31224		112691	
335 GERMANY W		20893		48936	
344 ITALY		636		5975	
400 U STATES				3314	
		53558		179728	
HARNESS AND SADDLERY					2238
100 U KINGDOM		4502		30179	
335 GERMANY W		172		3541	
344 ITALY				90	
354 NETHRLNDS		752		1339	
400 U STATES		12582		89091	
		18008		124240	
LEATHER BELTING					2239
100 U KINGDOM		1900		13701	
327 FRANCE				1960	
354 NETHRLNDS		52		308	
400 U STATES		4889		50481	
		6841		66450	
MFRS OF LEATHER OR RAWHIDE NOP					2241
100 U KINGDOM		11298		70362	
216 PAKISTAN				220	

IMPORTS INTO CANADA FOR CONSUMPTION

Articles and Countries from which Imported	MONTH OF JULY 1955		SEVEN MONTHS ENDED JULY 1955		Class Number
	Quantities	Values (\$)	Quantities	Values (\$)	
305 AUSTRIA				332	
306 BELGIUM		95		310	
327 FRANCE				358	
335 GERMANY W		4518		15062	
344 ITALY		108		4724	
347 JAPAN		165		548	
352 MEXICO		147		1718	
353 MOROCCO				75	
354 NETHRLNDS				1619	
372 SPAIN				444	
375 SWEDEN		307		457	
376 SWITZRLND		1444		1943	
400 U STATES		38389		285368	
		56471		383540	
SOLES AND HEELS LEATHER					2243
100 U KINGDOM		3163		20447	
327 FRANCE				1746	
400 U STATES		5909		59769	
		9072		81962	
SHOE LIFTS AND WELTING LEATHER					2244
100 U KINGDOM				1372	
335 GERMANY W				160	
400 U STATES		3481		26687	
		3481		28219	
STRAPS LEATHER					2245
100 U KINGDOM		6800		33883	
305 AUSTRIA		263		263	
318 DENMARK				317	
327 FRANCE		476		1676	
335 GERMANY W		2073		9455	
344 ITALY				929	
352 MEXICO				3539	
376 SWITZRLND		389		4544	
400 U STATES		8662		66335	
		18663		120941	
BICYCLE SADDLES	NO				2246
100 U KINGDOM	13016	9940	60190	47028	
335 GERMANY W	4160	2904	24460	16242	
347 JAPAN			300	213	
354 NETHRLNDS	5000	3878	16900	12792	
400 U STATES	737	1065	4723	4929	
	22913	17787	106573	81204	
BEEF AND VEAL FRESH	LB				2251
100 U KINGDOM	2606	1042	9833	3513	
234 AUSTRALIA	508	437	508	437	
236 NEW ZEAL	78456	16024	788922	159718	
381 ALASKA			100	59	
389 IRELAND			224000	56448	
400 U STATES	102106	56964	1358811	465603	
	183676	74467	2382174	685778	
MUTTON AND LAMB FRESH	LB				2252
100 U KINGDOM	2210	884	3974	1352	
234 AUSTRALIA			2918933	554776	
236 NEW ZEAL	66255	15143	6287743	1584096	
400 U STATES	41916	18310	156051	48433	
	110381	34337	9366701	2188657	
PORK FRESH	LB				2253
100 U KINGDOM	854	213	1894	560	
234 AUSTRALIA	3840	1167	36515	11072	
	4624	1380	38409	11632	
POULTRY N O P GAME					2254
PARTRIDGE					
234 AUSTRALIA				13500	
400 U STATES		1046		92835	
		1046		106335	
RABBITS FROZEN FOR FOX FEED					2256
MEATS FRESH N O P	LB				2257
100 U KINGDOM			350	111	
231 HONG KONG			250	150	
316 CUBA			6890	5227	
347 JAPAN			450	343	
400 U STATES	3678	1837	102175	39373	
	3678	1837	110115	45204	
EDIBLE OFFAL FRESH	LB				2258
234 AUSTRALIA			2280	1047	
236 NEW ZEAL			24190	8068	
400 U STATES	564214	58387	2544246	306555	
	564214	58387	2570716	315670	
CHICKENS AND FOWL	LB				2259
100 U KINGDOM			193	75	
400 U STATES	352946	112125	1543719	420018	
	352946	112125	1543912	420093	
TURKEYS	LB				2260
400 U STATES	513638	229912	2072200	890877	
	513638	229912	2072200	890877	
BACON HAMS OTHER	LB				2261
PORK PREPARED					
100 U KINGDOM	900	360	4083	1645	
381 ALASKA			203	128	
400 U STATES	641	517	17103	13785	
	1541	877	21389	15558	
BEEF CANNED	LB				2262
100 U KINGDOM	2924	744	73395	20472	
234 AUSTRALIA	1091000	343525	3711646	1114486	
236 NEW ZEAL			216000	97239	
304 ARGENTINA	623400	201861	1892904	624803	
318 DENMARK	660	497	8148	5539	

IMPORTS INTO CANADA FOR CONSUMPTION

Articles and Countries from which Imported	MONTH OF JULY 1955		SEVEN MONTHS ENDED JULY 1955		Class Number
	Quantities	Values (\$)	Quantities	Values (\$)	
354 NETHRLNDS			281	205	
389 IRELAND			360	159	
400 U STATES	958	589	5154	4198	
BEEF PICKLED	1718942	547216	5907888	1867101	2263
234 AUSTRALIA	LB		2320	311	
400 U STATES	520700	80600	4521674	838037	
CANNED MEATS POULTRY GAME NDP	520700	80600	4523994	838348	2264
100 U KINGDOM	LB	855	701	32909	11201
234 AUSTRALIA		960	192	77720	20014
304 ARGENTINA			23400	6791	
318 DENMARK		1728	1289	25923	12814
327 FRANCE		2110	2096	12657	10061
354 NETHRLNDS		2904	806	19809	7871
400 U STATES		219485	63534	1514213	438826
EXTRACTS OF MEAT FLUID BEEF		228042	68618	1706631	507578
100 U KINGDOM				3840	
234 AUSTRALIA				192665	
354 NETHRLNDS				150	
386 URUGUAY				3561	
400 U STATES		294		2103	
MEATS PREPARED NOT CANNED		294		202319	
100 U KINGDOM	LB		296	144	2266
400 U STATES		30326	1807	47673	10823
PORK BARRELLED IN BRINE		30326	1807	47969	10967
PORK DRY SALTED	LB				2267
SAUSAGE	LB				2268
400 U STATES		4717	3108	33555	21341
SOUPS SOUP PREPARATIONS N O P		4717	3108	33555	21341
100 U KINGDOM			6311	10040	
304 ARGENTINA				6040	
327 FRANCE			61	166	
354 NETHRLNDS			615	8476	
362 PARAGUAY				7877	
376 SWITZRLND			9702	36311	
400 U STATES			17832	131790	
MEAT PIES FROZEN			34521	200700	
100 U KINGDOM	LB		480	92	2271
400 U STATES		88506	31096	959065	329922
COMPLETE DINNERS MEAT FROZEN		88506	31096	959545	330014
400 U STATES	LB	13865	14011	160978	92089
MILK SKIM POWDERED		13865	14011	160978	92089
400 U STATES	LB	1242	185	3680	803
MILK AND CREAM FRESH		1242	185	3680	803
318 DENMARK	GAL	261	1001	7636	14606
400 U STATES		1009	5116	6378	22048
BUTTER		1270	6117	14014	36654
100 U KINGDOM	LB	400	160	3771	1587
400 U STATES				400	214
CASEIN		400	160	4171	1801
236 NEW ZEAL	LB	11160	2232	11160	2232
400 U STATES		3000	1205	125585	24804
CHEESE		14160	3437	136745	27036
100 U KINGDOM	LB	2348	1658	14008	7762
234 AUSTRALIA				11126	1996
236 NEW ZEAL				2240649	473504
304 ARGENTINA		26717	10283	66434	28790
305 AUSTRIA				919	364
318 DENMARK		90678	33272	788721	301418
326 FINLAND				1700	772
327 FRANCE		6080	3146	169133	81609
335 GERMANY W		1799	1138	12708	7262
344 ITALY		138361	71384	705431	352729
354 NETHRLNDS		74311	29495	555817	224246
359 NORWAY		10599	4172	48434	18954
375 SWEODEN		1779	620	5957	2403
376 SWITZRLND		114670	66495	927202	550130
400 U STATES		49470	24280	610474	277272
MILK CONDENSED OR EVAPORATED		516812	245943	6158713	2329211
100 U KINGDOM	LB			7582	759
400 U STATES				27539	7823
MILK WHOLE POWDERED				35121	8582
400 U STATES	LB	2105	1658	8244	5115
DRIED WHEY DRIED BUTTERMILK		2105	1658	8244	5115
354 NETHRLNDS	LB			1200	811
400 U STATES		5075	443	154162	11035
DLEIC ACID OR REO OIL		5075	443	155362	11846
100 U KINGDOM	LB			23970	4025

IMPORTS INTO CANADA FOR CONSUMPTION

41

Articles and Countries from which Imported	MONTH OF JULY 1955		SEVEN MONTHS ENDED JULY 1955		Class Number
	Quantities	Values (\$)	Quantities	Values (\$)	
400 U STATES	16 5071	30579	910368	166399	
STEARIC ACID	16 5071	30579	934338	170424	
100 U KINGDOM	LB 92000	12046	348000	44999	2289
400 U STATES	69932	11533	512939	82492	
LARD OIL	161932	23579	860939	127491	
400 U STATES	GAL		2446	4621	2291
MEATS FOOT OIL	GAL		2446	4621	2292
ANIMAL OIL N O P	GAL				2293
100 U KINGDOM			3039	2276	
400 U STATES			3354	5697	
COD LIVER OIL	GAL		6393	7973	2294
100 U KINGDOM			15564	21926	
359 NORWAY	1875	2494	21130	35320	
400 U STATES			1121	2549	
FISH OIL N O P	1875	2494	37815	59795	2295
347 JAPAN	GAL 4190	14364	23859	98976	
400 U STATES	283729	204681	1018486	806759	
SEAL OIL	287919	219045	1042345	905735	2296
WHALE AND SPERMACE TI OIL	GAL				2297
100 U KINGDOM			4106	5156	
359 NORWAY			2961	4372	
400 U STATES	5151	5809	12517	16194	
HALIBUT LIVER OIL	5151	5809	19584	25722	2298
400 U STATES				51	
FISH OIL CONCENTRATED				51	2299
347 JAPAN				19804	
400 U STATES		235		155755	
FISH OIL FOR FORTIFYING		235		175559	2300
100 U KINGDOM				1286	
347 JAPAN		2599		35710	
354 NETHRLNDS		2156		3277	
400 U STATES				13875	
BEESWAX		4755		54148	2302
100 U KINGDOM	LB 4480	2882	4480	2882	
215 INOIA			17927	9136	
309 BRAZIL			32730	21492	
312 CHILE			6585	4270	
316 CUBA	3000	1841	26323	16405	
337 GUATEMALA			2996	1913	
338 HAITI	1016	614	1016	614	
400 U STATES	27248	17753	185583	116260	
CANDLES N O P	35744	23090	277640	172972	2303
318 DENMARK	LB 595	146	1175	427	
335 GERMANY W			230	137	
375 SWEODEN			937	310	
400 U STATES	8623	2740	69902	23704	
GREASE ROUGH	9218	2886	72244	24578	2304
100 U KINGDOM	CWT 318	3771	1598	16281	
335 GERMANY W			189	1849	
354 NETHRLNDS			50	230	
400 U STATES	7321	59067	53485	428458	
LARD AND COMPOUNDS STEARINE	7639	62838	55322	446818	2307
400 U STATES	82567	9469	1098551	124841	
TALLOW	82567	9469	1098551	124841	2308
400 U STATES	LB 85068	10781	254330	29654	
EGG ALBUMEN DRIED POWDERED ETC	85068	10781	254330	29654	2315
100 U KINGDOM	LB		1000	1262	
231 HONG KONG			6000	5792	
313 CHINA	6000	5845	35400	35590	
400 U STATES	12798	19501	96866	128428	
EGG YOLK DRIED POWDERED ETC	18798	25346	139266	171072	2316
EGGS WHOLE DRIED POWDERED ETC	LB				2317
400 U STATES	10148	12988	13648	16298	
GELATINE INEDIBLE PHOTOGRAPHIC	10148	12988	13648	16298	2320
400 U STATES	44123	66276	202097	303977	
ANIMAL GLANDS FOR MEDICINE	44123	66276	202097	303977	2321
400 U STATES		1240		28764	
BLOOD ALBUMEN AND BLOOD DRIED		1240		28764	2324
400 U STATES		257		3770	
EGGS IN THE SHELL		257		3770	2325
100 U KINGDOM	DOZ		250	538	
231 HONG KONG			17529	8513	
381 ALASKA	2475	1125	300	206	

IMPORTS INTO CANADA FOR CONSUMPTION

Articles and Countries from which Imported	MONTH OF JULY 1955		SEVEN MONTHS ENDED JULY 1955		Class Number
	Quantities	Values (\$)	Quantities	Values (\$)	
400 U STATES	28275	37429	358635	680013	
EGGS YOLK OR ALBUMEN FROZEN	30750	38554	376714	689270	
335 GERMANY W	LB		4962	1735	2326
400 U STATES	34650	26394	48475	38447	
GELATINE CAPSULES EMPTY	34650	26394	53437	40182	
400 U STATES		18791		209029	2328
GELATINE EDIBLE	LB	18791		209029	
100 U KINGDOM	21728	9990	274352	133350	2329
234 AUSTRALIA	1100	439	137950	53287	
236 NEW ZEAL	10000	4326	10000	4326	
306 BELGIUM	17758	8638	71182	33614	
318 DENMARK			6720	3118	
327 FRANCE	15120	4062	144648	54926	
335 GERMANY W	88	131	404	754	
354 NETHRLNDS			23616	8373	
400 U STATES	40350	25965	634122	419534	
GELATINE N O P	106144	53551	1302994	711282	
100 U KINGDOM	LB	2240	595	18440	4447
400 U STATES	27616	18868	40209	23840	2331
GLUE ANIMAL POWDERED OR SHEET	29856	19463	58649	28287	
100 U KINGDOM	LB	207000	34111	1014382	165800
234 AUSTRALIA				22400	3679
318 DENMARK				2001	229
375 SWEDEN	2240	324	2240	324	
400 U STATES	12728	2528	146352	24603	
GLUE N O P	221968	36963	1187375	194635	
100 U KINGDOM	LB	2000	1086	3562	1359
335 GERMANY W		550	97	870	328
400 U STATES	8403	3765	57250	23597	
CATGUT WORMGUT UNMANUFACTURED	10953	4948	61682	25284	
GUT AND MANUFACTURES N O P					2335
100 U KINGDOM		411		3403	
234 AUSTRALIA		457		4143	
335 GERMANY W				490	
372 SPAIN				446	
400 U STATES		5179		32284	
HONEY		6047		40766	
100 U KINGDOM	LB			623	403
304 ARGENTINA				153990	19384
337 GUATEMALA				71180	10862
352 MEXICO	60812	8736	60812	8736	
354 NETHRLNDS				192	58
400 U STATES	35086	5395	1034420	152929	
MANURES ANIMAL	95898	14131	1321217	192372	
400 U STATES	CWT			27081	49995
MUSK IN PODS OR GRAINS				27081	49995
215 INDIA	OZ			30	178
231 HONG KONG	64	1784	560	11729	
RENNET RAW AND PREPARED	64	1784	590	11907	
400 U STATES	LB	7966	4228	50664	43876
SAUSAGE CASINGS UNCLEANNED				50664	43876
236 NEW ZEAL		33336		107138	
400 U STATES				55618	
SAUSAGE CASINGS CLEANED				162756	
234 AUSTRALIA		40112		335856	
236 NEW ZEAL		424882		1595114	
335 GERMANY W		4568		24081	
400 U STATES		6384		29655	
TANKAGE		475946		1984706	
100 U KINGDOM	CWT			500	633
236 NEW ZEAL				383	3256
400 U STATES	6212	5334	47307	49539	
ANIMAL PRODUCTS N O P	6212	5334	48190	53428	
100 U KINGDOM		225		3025	2344
215 INDIA				605	
231 HONG KONG		328		5347	
327 FRANCE		72		3209	
344 ITALY				567	
347 JAPAN		546		3416	
400 U STATES		11829		107699	
HORSE MEAT AND OFFAL FOR FOXES		13000		123868	
100 U KINGDOM	CWT			5928	50312
236 NEW ZEAL				447	3904
400 U STATES	2969	22567	10333	80304	
DDG FOOD AND PET STOCK FOOD	2969	22567	16708	134520	
100 U KINGDOM				125	2347
354 NETHRLNDS				338	
400 U STATES		10930		94312	
		10930		94775	

IMPORTS INTO CANADA FOR CONSUMPTION

Articles and Countries from which Imported	MONTH OF JULY 1955		SEVEN MONTHS ENDED JULY 1955		Class Number
	Quantities	Values (\$)	Quantities	Values (\$)	
TARIFF 206 254 635 679 686 699					2348
100 U KINGDOM				178	
366 PORTUGAL				213	
400 U STATES		2417		4920	
		2417		5311	

IMPORTS INTO CANADA FOR CONSUMPTION

Articles and Countries from which Imported	MONTH OF JULY 1955		SEVEN MONTHS ENDED JULY 1955		Class Number
	Quantities	Values (\$)	Quantities	Values (\$)	
<u>GROUP 3</u>					
<u>FIBRES TEXTILES AND PRODUCTS</u>					
RAW COTTON	LB				3001
100 U KINGDOM			39111	13820	
215 INDIA	60634	15859	140243	38568	
216 PAKISTAN	330732	101798	528280	166649	
309 BRAZIL	605559	176767	805797	236095	
323 EL SALVD			49835	18837	
337 GUATEMALA	274721	82778	2125407	724854	
352 MEXICO	1561942	545813	7999370	2849447	
358 NICARAGUA	430153	141335	772019	261769	
363 PERU	30084	13483	157012	75042	
400 U STATES	6013423	2168754	89686264	31817956	
	9307248	3246587	10230338	36203037	
COTTON LINTERS N O P	LB				3002
306 BELGIUM			552964	27996	
309 BRAZIL			142588	9482	
323 EL SALVD	56707	2401	736891	34492	
352 MEXICO	102043	7001	189863	13553	
358 NICARAGUA	56200	2976	294816	16104	
363 PERU			26956	4663	
400 U STATES	914830	56919	7527087	575584	
	1129780	69297	9471165	681874	
COTTON LINTERS FOR PAPER	LB				3003
BATTS BATTING WADDING COTTON	LB				3004
100 U KINGDOM	200	135	472	311	
400 U STATES	46935	24428	504764	260064	
	47135	24563	505236	260375	
CARDED SLIVER COTTON FIBRES	LB				3005
400 U STATES			1100	599	
			1100	599	
COTTON PULP FOR ART SILK YARN	LB				3006
400 U STATES			1234380	123820	
			1234380	123820	
COTTON THREAD	LB				3009
100 U KINGDOM	1441	2651	11092	24886	
317 CZECHO S	533	675	21438	23341	
327 FRANCE			321	1332	
335 GERMANY W			1295	3867	
344 ITALY	1722	1543	9163	9555	
354 NETHRLNDS			73	81	
376 SWITZRLND	1195	2418	6309	13057	
400 U STATES	35946	53999	297062	461680	
	40837	61286	346753	537799	
COTTON YARNS SINGLES N O P	LB				3011
100 U KINGDOM	6536	6990	59861	70408	
335 GERMANY W			6029	5455	
400 U STATES	15298	16567	120518	113598	
	21834	23557	186408	189461	
YARNS SINGLES FOR KNIT GOODS	LB				3012
100 U KINGDOM	200	307	6796	10541	
400 U STATES	24843	21298	436469	347535	
	25043	21605	443265	358076	
COTTON YARNS N O P	LB				3013
100 U KINGDOM	1348	2262	38751	33196	
354 NETHRLNDS			1400	1101	
400 U STATES	203217	139700	952308	899982	
	204565	141962	992459	934279	
CROCHET KNITTING COTTON N O P	LB				3014
100 U KINGDOM	247	1298	2697	9852	
327 FRANCE	1019	5528	6087	27990	
335 GERMANY W			30	99	
354 NETHRLNDS			253	206	
400 U STATES	5881	12663	76614	146308	
	7147	19489	85681	184455	
CORDS AND TWINE COTTON N O P	LB				3015
100 U KINGDOM	6713	4928	48774	27208	
400 U STATES	26328	30128	166617	181660	
	33041	35056	215391	208868	
COTTON YARNS TINSEL THREAD	LB				3017
100 U KINGDOM	48	172	1786	2949	
327 FRANCE			182	1137	
400 U STATES	3188	7555	27496	58939	
	3236	7727	29464	63025	
MERCERIZED YARNS 40 AND FINER	LB				3018
100 U KINGDDM	1382	1960	16903	30464	
400 U STATES	414	824	5523	8848	
	1796	2784	22426	39312	
COTTON YARNS HANKS FDR THREAD	LB				3019
100 U KINGDOM	72475	104222	572731	899518	
322 EGYPT	2000	1900	2000	1900	
400 U STATES	15525	18235	127018	147123	
	90000	124357	701749	1048541	
COTTON YARN 2 PLY 80 AND FINER	LB				3020
100 U KINGDOM			3998	16032	
			3998	16032	
COTTON YARN SINGLES FOR THREAD	LB				3021
100 U KINGDOM	126556	142971	715446	820551	
	126556	142971	715446	820551	
COTTON YARN TO BE MERCERIZED	LB				3022
100 U KINGDOM	4656	8377	142986	241041	
400 U STATES	5655	5679	188742	200636	
	10311	14056	331728	441677	

IMPORTS INTO CANADA FOR CONSUMPTION

Articles and Countries from which Imported	MONTH OF JULY 1955		SEVEN MONTHS ENDED JULY 1955		Class Number
	Quantities	Values (\$)	Quantities	Values (\$)	
COTTON YARNS SINGLES 20 TO 40 100 U KINGDOM 335 GERMANY W 400 U STATES	LB 48201	46339	219002 33166 161	211025 30690 633	3023
	48201	46339	252329	242348	
COLOURED COT FAB NOP OVER 80 C 100 U KINGDOM 215 INDIA 305 AUSTRIA 306 BELGIUM 317 CZECHO S 318 DENMARK 327 FRANCE 335 GERMANY W 344 ITALY 347 JAPAN 354 NETHRLNOS 365 POLAND 375 SWEDEN 376 SWITZRLND 390 GERMANY E 400 U STATES	LB 70788 5383 52 17203 2359 1680 11553 23024 1488 19190 41269	117782 4425 111 18151 4058 4796 13889 43267 4536 18377 66280	428531 18672 6104 396051 13359 3949 40375 144173 23824 222798 322133 27373 966 15643 3006	794748 18636 11092 368116 24638 9453 70144 248865 61040 227746 522018 28945 2504 71503 4752	3026
	974170	1329404	10251455	15149959	
	1169142	1628749	11918412	17614159	
COLORED COT FAB NOP 50 TO 80 C 100 U KINGDOM 215 INDIA 306 BELGIUM 335 GERMANY W 344 ITALY 347 JAPAN 354 NETHRLNDS 365 POLAND 400 U STATES	LB 2090 61190 229 12121 4230 49210	1079 37550 179 8238 2409 34981	41379 467414 123156 4072 25936 25052 8874 1049 466960	25823 266081 95563 3209 18025 17768 6192 776 322192	3027
	129070	84436	1163892	755629	
COLORED COT FAB NOP UNDER 50 C 100 U KINGDOM 215 INDIA 347 JAPAN 365 POLAND 400 U STATES	LB 3646 120034 1428 5588 49210	1364 51913 677 2482 34981	10511 511231 5000 1428 53101 581271	3708 233499 2252 677 19186 259322	3028
	130696	56436	581271	259322	
COTTON DENIMS 100 U KINGDOM 215 INDIA 400 U STATES	LB 1740	2923	3675 5308	4882 3246	3029
	117099	77204	1593715	1099393	
	118839	80127	1602698	1107521	
HANDKERCHIEF COTTON BLEACHED 100 U KINGDOM 400 U STATES	LB		12003 6196	20238 6317	3030
			18199	26555	
COTTON FABRIC NOT BLEACHED NOP 100 U KINGDOM 215 INDIA 225 TRINIDAO 305 AUSTRIA 306 BELGIUM 317 CZECHO S 327 FRANCE 347 JAPAN 354 NETHRLNDS 365 POLAND 372 SPAIN 376 SWITZRLND 400 U STATES	LB 3706 157037 1404 4451 60454 16246 28 569167 812493	5743 67741 1178 4469 40603 8888 144 381841 510607	31837 1268183 31711 22711 7859 26371 90 210592 68507 4620 66996 28 5094784 6834289	57589 591370 17292 19335 5676 24853 120 131224 42810 2347 40740 144 3640896 4574396	3031
	812493	510607	6834289	4574396	
CANTON FLANNELS NOT COLOURED 100 U KINGDOM 215 INDIA 306 BELGIUM 335 GERMANY W 347 JAPAN 354 NETHRLNOS 365 POLAND 376 SWITZRLND 400 U STATES	LB 5755	9987	52930 6890 8651 9479 374471 32170 73326 523 456856	93265 4696 6564 8365 355893 29259 46351 2149 556985	3032
	108595	119660	1015296	1103527	
TOWELLING IN THE WEB 100 U KINGDOM 400 U STATES	LB 5516	5073	3221 45746	3138 42403	3033
	5516	5073	48967	45541	
VOILES SCRIMS NOT COLOURED 100 U KINGDOM 327 FRANCE 347 JAPAN 365 POLAND 376 SWITZRLNO 400 U STATES	LB 527	827	5869 899 18731 3818 2635	16637 2829 19927 4472 13163	3034
	37359	45800	186346	214398	
	46872	56824	218298	271426	
COTTON FABRICS BLEACHED N O P 100 U KINGDOM 327 FRANCE 335 GERMANY W 354 NETHRLNOS 375 SWEDEN 376 SWITZRLND 400 U STATES	LB 8685	13929	51894 112 7212 1713 277 677 1356	85334 313 8744 2119 356 2814 186235	3035
	13763	13591	164937	186235	
	23659	29985	226822	285915	

IMPORTS INTO CANADA FOR CONSUMPTION

Articles and Countries from which Imported	MONTH OF JULY 1955		SEVEN MONTHS ENDED JULY 1955		Class Number
	Quantities	Values (\$)	Quantities	Values (\$)	
COTTON CHEESECLOTH AND GAUZE 100 U KINGDOM 335 GERMANY W 347 JAPAN 400 U STATES	LB 8543	10688	37684 1339 540	45853 1453 503	3036
	208312	178391	1790921	1603767	
	216855	189079	1830484	1651576	
POPLIN BLEACHED NOT COLOURED 100 U KINGDOM 335 GERMANY W 347 JAPAN 354 NETHRLNDS 400 U STATES	LB 696 2159	1593 2198	12116 2399 27172	23151 3513 28658	3037
	5981	7405	88428	97404	
	8836	11196	130399	153207	
COTTON FABRICS COUNT 100 100 U KINGDOM 400 U STATES	LB 40638	140081	221072 428	763724 662	3039
	40638	140081	221500	764386	
COTTON FABRICS CUT PILE N O P 100 U KINGDOM 327 FRANCE 335 GERMANY W 344 ITALY 347 JAPAN 400 U STATES	LB 553	1547	896 2005 24762	2472 3341 56782	3040
	2724	6594	100 830	241 989	
	4416	6749	39241	63667	
	7693	14890	67834	127492	
COTTON FABRIC FOR TYPE RIBBON 100 U KINGDOM 400 U STATES	LB 16179	66845	75735 2327	312524 23723	3041
	16418	68408	76062	336247	
COTTON FABRIC BILLIARD CLOTH 400 U STATES	LB		150	114	3042
			150	114	
SAILCLOTH EGYPTIAN COTTON 100 U KINGDOM 400 U STATES	LB		2641 80	6510 371	3043
			2721	6881	
FILTER CLOTH FOR MINING 100 U KINGDOM 400 U STATES	LB		1628 620	2381 512	3044
			2248	2893	
COTTON FABRIC KNITTED 100 U KINGDOM 400 U STATES	LB 33685	45469	182481	246692	3045
	40171	53739	267611	368313	
	73856	99208	450092	615005	
COTTON SHADOW CRETONNES 100 U KINGDOM 400 U STATES	LB		323 1618 1941	854 1903 2757	3046
COTTON GABARDINES 100 U KINGDOM 400 U STATES	LB 2929	10656	30919 1674	64737 1795	3047
	2979	10719	32593	66532	
COTTON FABRICS BO TO 99 COUNT 100 U KINGDOM 400 U STATES	LB 1587	5130	15060 2450	55533 3134	3048
	1829	5488	17510	58667	
COTTON FABRICS CUT WEFT PILE 100 U KINGDOM 306 BELGIUM 327 FRANCE 335 GERMANY W 344 ITALY 347 JAPAN 354 NETHRLNDS 400 U STATES	LB 30887	78997	91859 44 1221 423	227730 165 2497 681	3049
	89	472	1010 1010	2949 2949	
	50272	64588	176045	208808	
	47650	78862	10220	11106	
	129908	225868	340982	502088	
COTTON FABRICS FOR BOOK COVERS 100 U KINGDOM 335 GERMANY W 400 U STATES	LB 7220	6707	51329 496	50588 571	3050
	2514	3352	45255	51280	
	9734	10059	97080	102439	
LACE NOT COLOURED FOR CLOTHING 100 U KINGDOM 305 AUSTRIA 306 BELGIUM 327 FRANCE 335 GERMANY W 344 ITALY 347 JAPAN 354 NETHRLNDS 376 SWITZRLND 400 U STATES	LB 287	1489	2537 90465 36	8700 335062 522	3051
	3218	11059	10028 1741	63474 6452	
	2806	17056	18 99	99 99	
	18	99	73634	117156	
	2826	3917	538	346	
	538	346	15561	61717	
	1371	6316	96194	482516	
	5454	29058	290752	1076044	
	16518	69340			
LACE COLOURED FOR CLOTHING 100 U KINGDOM 305 AUSTRIA 327 FRANCE 335 GERMANY W 347 JAPAN 376 SWITZRLNO 400 U STATES	LB 287	1489	160 316	1456 1188	3052
	359	2944	1327 109	10202 305	
			500	662	
			1629	9125	
	551	3653	5399	34080	
	910	6597	9440	57018	
EMBROIDERIES COTTON N O P 100 U KINGDOM 215 INDIA 231 HONG KONG	LB 209	358	729 355 8	2311 925 61	3053

IMPORTS INTO CANADA FOR CONSUMPTION

Articles and Countries from which Imported	MONTH OF JULY 1955		SEVEN MONTHS ENDED JULY 1955		Class Number
	Quantities	Values (\$)	Quantities	Values (\$)	
305 AUSTRIA	600	3141	3061	16385	
327 FRANCE			975	5278	
335 GERMANY W	51	312	83	566	
347 JAPAN	2787	4853	2787	4853	
367 AZORES			47	143	
376 SWITZRLND	297	3552	6218	42298	
400 U STATES	336	1349	3944	17529	
	4280	13565	18207	90349	
LACE BOBBINET NETS COTTON NOP	LB				3054
100 U KINGDOM	2296	5042	17322	43878	
215 INDIA	15	126	362	2352	
231 HONG KONG	76	350	684	2176	
305 AUSTRIA	4	116	4	116	
306 BELGIUM	5	166	102	598	
327 FRANCE	118	913	992	8132	
335 GERMANY W			392	1100	
347 JAPAN	572	691	1368	1609	
354 NETHRLNDS			4128	17216	
376 SWITZRLND	26	221	497	5103	
400 U STATES	487	1695	4834	19409	
	3599	9320	30685	101689	
WHITE COTTON BOBBINET PLAIN	YD				3055
100 U KINGDOM	30199	12692	97476	41508	
	30199	12692	97476	41508	
GLOVES COTTON	DZ PR				3064
100 U KINGDOM	1400	13660	16934	146953	
224 JAMAICA			91	630	
231 HONG KONG	603	2505	3302	11209	
232 MALTA			210	1689	
317 CZECHO S	655	2663	5900	24169	
327 FRANCE	100	1196	1880	21127	
335 GERMANY W	5753	34492	25261	143731	
344 ITALY	880	5713	12885	67511	
347 JAPAN	10139	43065	60079	208897	
354 NETHRLNDS			125	115	
372 SPAIN			4	111	
390 GERMANY E			676	3484	
400 U STATES	3405	14110	15889	77914	
	22935	117404	143236	707540	
SOCKS AND STOCKINGS COTTON	DZ PR				3065
100 U KINGDOM	6966	22799	78799	212754	
327 FRANCE			5	91	
335 GERMANY W			50	270	
344 ITALY	70	161	149	570	
354 NETHRLNDS			418	1572	
372 SPAIN	500	2192	3727	16555	
400 U STATES	9334	28346	131849	398978	
	16870	53498	214997	630790	
SHIRTS COTTON NOT KNITTED	LB				3066
100 U KINGDOM	558	2486	8896	36789	
231 HONG KONG			825	1063	
305 AUSTRIA	458	1206	4900	15388	
327 FRANCE	116	240	147	481	
344 ITALY	48	194	914	5694	
347 JAPAN	24539	23219	72872	84385	
352 MEXICO			182	608	
354 NETHRLNDS	36	106	354	555	
376 SWITZRLND	2590	9445	6172	24733	
383 HAWAII	11	73	143	679	
400 U STATES	10239	22678	130064	282541	
	38595	59647	225469	452914	
UNDERWEAR COTTON KNITTED	LB				3067
100 U KINGDOM	25767	47759	47517	96001	
215 INDIA			3713	2786	
306 BELGIUM			545	872	
354 NETHRLNDS			3295	5817	
376 SWITZRLND			45	418	
400 U STATES	10670	21547	39253	79803	
	36437	69306	94368	185691	
COTTON CLOTHING N O P WOVEN	LB				3068
100 U KINGDOM	2662	9792	19565	76589	
231 HONG KONG	36	102	440	736	
305 AUSTRIA	203	2460	970	9305	
306 BELGIUM			466	1293	
318 DENMARK			15	180	
327 FRANCE			144	1868	
335 GERMANY W	279	1078	1168	4287	
337 GUATEMALA			292	801	
340 HUNGARY			85	1028	
344 ITALY	314	1670	4200	26146	
347 JAPAN	3790	4989	68961	93981	
352 MEXICO	15	61	528	1795	
354 NETHRLNDS	435	646	4082	10473	
359 NORWAY			38	80	
367 AZORES			644	3561	
376 SWITZRLND	239	3071	2760	24218	
383 HAWAII	209	1487	1728	13771	
400 U STATES	48685	109228	451745	1072531	
	56867	134584	557831	1342655	
DRESSES WVN COTT WOMENS CHLDNS	NO				3069
100 U KINGDOM	93	1169	1661	13414	
305 AUSTRIA			5	73	
327 FRANCE	184	415	329	2945	
335 GERMANY W			32	389	
344 ITALY	84	110	290	2053	
367 AZORES			42	113	

IMPORTS INTO CANADA FOR CONSUMPTION

Articles and Countries from which Imported	MONTH OF JULY 1955		SEVEN MONTHS ENDED JULY 1955		Class Number
	Quantities	Values (\$)	Quantities	Values (\$)	
375 SWEDEEN			3	113	
376 SWITZRLNO	134	228	1099	8136	
383 HAWAII			1569	12779	
389 IRELAND			11	89	
400 U STATES	27014	80599	290844	977740	
SMOCKS OVRALLS WVN COTTON MENS	27509	82521	295885	1017846	3070
100 U KINGDOM			225	375	
347 JAPAN	4540	5722	4540	5722	
354 NETHRLNOS			755	1010	
400 U STATES	27712	40310	127212	184924	
RAINCOATS WATERPROOFED COTTON	32252	46032	132732	192031	3071
100 U KINGDOM			9721	89957	
335 GERMANY W	733	5256	6494	46434	
354 NETHRLNOS	55	405	80	685	
360 ISRAEL			379	2489	
375 SWEDEN	5	104	5	104	
376 SWITZRLNO	100	1311	375	4339	
400 U STATES	1809	6108	8611	30901	
CLTHG NOP COTT KNIT INFTS CHLD	2702	13184	25665	174909	3072
100 U KINGDOM			55348	120448	
306 BELGIUM	8305	17611	548	1629	
335 GERMANY W	28	83	1236	4228	
347 JAPAN			24283	25354	
354 NETHRLNDS			582	1670	
400 U STATES	7344	19183	36233	118480	
CLTHG NOP COTT KNIT WOMNS GRLS	15677	36877	118230	271809	3073
100 U KINGDOM			29800	79491	
305 AUSTRIA	1866	6864	22	128	
306 BELGIUM			66	148	
335 GERMANY W			41	55	
344 ITALY			99	1302	
347 JAPAN	810	760	810	760	
354 NETHRLNDS	451	850	1222	2261	
376 SWITZRLND			196	1725	
400 U STATES	3587	9165	35804	97232	
CLTHG NOP COTT KNIT MENS BOYS	6714	17639	68060	183102	3074
100 U KINGDOM			45324	98361	
215 INDIA	1183	2615	1490	934	
335 GERMANY W	1490	934	145	243	
344 ITALY			250	1660	
347 JAPAN	951	1320	113874	107936	
354 NETHRLNDS	470	754	1453	2509	
376 SWITZRLND			322	1926	
400 U STATES	3716	8099	56085	142580	
BAGS COTTON	7810	13722	218943	356149	3082
100 U KINGDOM			180	146	
347 JAPAN			730	1662	
400 U STATES	1537	1498	23476	21426	
BELTING OF COTTON	1537	1498	24386	23234	3083
100 U KINGDOM			22296	32628	
400 U STATES	1858	3247	66630	122920	
BLANKETS OF COTTON	11041	20217	88926	155548	3084
100 U KINGDOM			29031	26301	
306 BELGIUM	5231	4568	82455	60019	
335 GERMANY W	12665	9711	73044	48438	
347 JAPAN	8739	3776	32975	18123	
354 NETHRLNDS	6292	4224	73586	39674	
376 SWITZRLND	2375	2910	6915	4923	
400 U STATES	5005	5154	65820	66455	
TAPE AND WEBBING HOOK AND EYE	40307	30343	363826	263933	3085
400 U STATES					
BRAIDED WICK FOR CANDLES	92	189	3668	6602	3086
100 U KINGDOM	92	189			
400 U STATES				1603	
CURTAINS COTTON N O P		2728		22652	
100 U KINGDOM		2728		24255	
354 NETHRLNOS					
376 SWITZRLNO					
400 U STATES	427	1334	1995	5182	3087
TABLE AND TRAY CLOTHS COTTON					
100 U KINGDOM					
215 INDIA					
216 PAKISTAN					
231 HONG KONG					
305 AUSTRIA					
306 BELGIUM					
313 CHINA					
318 DENMARK					
327 FRANCE					
335 GERMANY W					
344 ITALY					
347 JAPAN					
352 MEXICO					
354 NETHRLNDS					
TABLE AND TRAY CLOTHS COTTON					
100 U KINGDOM					
215 INDIA					
216 PAKISTAN					
231 HONG KONG					
305 AUSTRIA					
306 BELGIUM					
313 CHINA					
318 DENMARK					
327 FRANCE					
335 GERMANY W					
344 ITALY					
347 JAPAN					
352 MEXICO					
354 NETHRLNDS					

IMPORTS INTO CANADA FOR CONSUMPTION

Articles and Countries from which Imported	MONTH OF JULY 1955		SEVEN MONTHS ENDED JULY 1955		Class Number
	Quantities	Values (\$)	Quantities	Values (\$)	
367 AZORES	34	377	394	2152	
373 CANARY IS			155	584	
376 SWITZRLND	233	1683	1569	11119	
400 U STATES	7164	11592	44211	68814	
	36695	69058	199256	376520	
DUCK SEAMLESS COTTON FOR HOSE	LB				3089
400 U STATES			410	547	
			410	547	
FRINGES AND TASSELS COTTON	LB				3090
400 U STATES	164	764	615	1837	
	164	764	615	1837	
HANDKERCHIEFS COTTON	LB				3091
100 U KINGDOM	14353	40733	77794	219494	
231 HONG KONG	50	312	98	1029	
305 AUSTRIA	87	1524	344	2936	
306 BELGIUM			177	720	
317 CZECHO S			1699	4150	
327 FRANCE	4	187	51	924	
335 GERMANY W			8	132	
344 ITALY			12	73	
347 JAPAN	5606	7074	114985	126967	
354 NETHRLNDS	194	468	875	1719	
376 SWITZRLND	1829	16754	11904	125962	
400 U STATES	2235	6456	15211	55027	
	24358	73508	223158	539133	
LADDER TAPES FOR BLINDS	LB				3092
100 U KINGDOM	1578	2200	11346	15805	
400 U STATES			6225	5134	
	1578	2200	17571	20939	
MANTLE STOCKING FOR GAS LIGHT					3093
400 U STATES				484	
				484	
QUILTS COUNTERPANES COTTON	LB				3094
100 U KINGDOM	5858	6541	17859	24644	
215 INDIA			1951	2079	
306 BELGIUM			2451	2189	
347 JAPAN			2967	1778	
354 NETHRLNDS	2478	2749	11254	12697	
400 U STATES	47080	56215	647804	738842	
	55416	66205	684286	782229	
SHEETS COTTON	LB				3095
100 U KINGDOM	1412	2163	4948	8242	
306 BELGIUM			4073	3749	
354 NETHRLNDS	78	75	10025	9652	
367 AZORES	62	200	960	2773	
400 U STATES	33965	38707	490104	538843	
	35517	41145	510110	563259	
TOWELS COTTON	LB				3096
100 U KINGDOM	2054	2003	12800	14205	
215 INDIA			1857	1337	
231 HONG KONG			1949	1614	
305 AUSTRIA			270	314	
306 BELGIUM	114	184	7094	8191	
317 CZECHO S			150	245	
347 JAPAN	20088	16350	82941	60226	
354 NETHRLNDS	588	884	8699	11726	
367 AZORES			60	489	
400 U STATES	96303	99205	1512099	1513258	
	119147	118626	1627919	1611605	
COTTON MANUFACTURES N O P	LB				3097
100 U KINGDOM	18748	21107	112590	143807	
215 INDIA			13	90	
231 HONG KONG	125	240	2979	6091	
234 AUSTRALIA			550	446	
305 AUSTRIA			115	249	
306 BELGIUM	1257	1599	8899	12027	
313 CHINA			205	539	
327 FRANCE	170	255	697	2102	
335 GERMANY W	34	204	6503	6297	
344 ITALY	1920	520	75116	19467	
347 JAPAN	1263	1341	7769	7392	
354 NETHRLNDS	655	851	6225	6966	
367 AZORES	13	151	98	517	
372 SPAIN	85	243	85	243	
376 SWITZRLND			1167	5439	
381 ALASKA			90	92	
390 GERMANY E			324	912	
400 U STATES	72249	102799	695630	921978	
	96519	129310	919055	1134654	
WASH CLOTHS BATH MATS COTTON	LB				3098
100 U KINGDOM	57	133	230	363	
306 BELGIUM	319	182	477	375	
335 GERMANY W	28	57	117	243	
347 JAPAN			2971	2711	
354 NETHRLNDS	99	236	389	705	
400 U STATES	10500	13364	296516	360894	
	11003	13972	300700	365291	
PILLOW CASES COTTON	LB				3100
100 U KINGDOM	2328	4328	33148	57732	
231 HONG KONG	1371	2780	29833	47395	
306 BELGIUM	706	494	2031	1596	
313 CHINA	868	1444	2950	8409	
347 JAPAN	33024	29384	352074	278701	
354 NETHRLNDS			1416	1637	
367 AZORES	3121	4481	12910	31556	
373 CANARY IS	364	926	1402	3111	

IMPORTS INTO CANADA FOR CONSUMPTION

Articles and Countries from which Imported	MONTH OF JULY 1955		SEVEN MONTHS ENDED JULY 1955		Class Number
	Quantities	Values (\$)	Quantities	Values (\$)	
376 SWITZRLND	69	333	75	450	
400 U STATES	7017	9390	123588	155505	
FLAX FIBRE AND TOW	48868	53560	559427	586092	3111
CWT					
306 BELGIUM			287	7923	
400 U STATES			108	7523	
HEMP ORESSED OR UNDRESSED			395	15446	3112
CWT					
344 ITALY	366	10683	642	18499	
400 U STATES	681	16222	687	16346	
JUTE AND JUTE BUTTS	1047	26905	1329	34845	3113
CWT					
100 U KINGDOM			112	1492	
216 PAKISTAN	2898	35667	22801	201560	
400 U STATES			1974	22628	3114
OAKUM OF FLAX HEMP OR JUTE	2898	35667	24887	225680	
CWT					
100 U KINGDOM	79	1352	365	5753	
354 NETHRLNOS	750	6405	3185	28323	3115
400 U STATES	1473	26708	8882	157583	
BATTS WADOING VEGETABLE FIBRES	2302	34465	12432	191659	3115
LB					
306 BELGIUM			5206	3336	
400 U STATES			2330	1808	
YARNS JUTE SINGLES N O P			7536	5144	3121
LB					
100 U KINGDOM	114379	21491	581118	112438	
215 INDIA			96760	17315	
389 IRELAND			35632	5911	3122
400 U STATES			9741	2843	
YARNS VEGETABLE FIBRE SINGLES	114379	21491	723251	138507	3122
LB					
100 U KINGDOM			20916	7278	
335 GERMANY W			8457	1742	
344 ITALY			43971	15245	3123
352 MEXICO			5788	750	
400 U STATES	250	69	1072	851	
YARNS CORDS TWINE OF JUTE NOP	250	69	80204	25866	
LB					3123
100 U KINGDOM	6434	1788	145565	37033	
306 BELGIUM			4165	789	
400 U STATES	178	82	2032	1021	
YARNS CORDS TWINE VEG FIB NOP	6612	1870	151762	38843	3124
LB					
100 U KINGDOM	24558	8732	250151	78763	
231 HONG KONG			600	202	
306 BELGIUM			31571	6532	3125
318 DENMARK			47628	11018	
327 FRANCE			220	310	
335 GERMANY W			125	139	
344 ITALY	500	508	9767	4092	3126
352 MEXICO	7500	777	339928	38983	
354 NETHRLNDS			7047	1218	
389 IRELAND			5765	984	
400 U STATES	2622	1400	65588	64632	3125
LINEN THREAO FOR SEWING	35180	11417	758390	206873	
LB					
100 U KINGDOM	24074	46489	170957	324155	
376 SWITZRLND			223	390	3126
400 U STATES	285	756	1448	3937	
YARNS VEG FIBRE FOR WEAVING	24352	47245	172628	328482	
LB					
100 U KINGDOM	57151	36932	267021	160111	3126
215 INDIA			379059	76374	
306 BELGIUM			17952	3473	
335 GERMANY W			2848	569	
354 NETHRLNOS	500	155	500	155	3131
400 U STATES	19546	9646	181984	63310	
CANVAS TWINE OF FLAX FOR SAILS	77197	46733	849364	303992	
100 U KINGDOM					
400 U STATES					3131
FABRICS CHIEFLY FLAX OR HEMP					
LB					
100 U KINGDOM	50119	65701	321633	465581	
306 BELGIUM	2110	1812	3942	4225	3134
317 CZECHO S	1034	755	2299	1705	
335 GERMANY W			322	359	
344 ITALY	25	100	1177	3363	
354 NETHRLNDS			607	567	3134
367 AZORES			28	278	
372 SPAIN			80	122	
375 SWEDEM			116	394	
400 U STATES	863	1932	12974	26506	3134
FABRICS JUTE UNBLEACHED N O P	54151	70300	343178	503100	
YD					
100 U KINGDOM	11484	3067	179043	27062	
215 INDIA	14053252	1135677	69889357	5919694	3134
305 AUSTRIA			60401	13053	
306 BELGIUM	15552	9546	359571	64682	
327 FRANCE			450000	64846	
335 GERMANY W			100000	12222	3134
347 JAPAN	50000	5394	598000	60960	
354 NETHRLNDS			282477	33461	
400 U STATES	75146	30678	1507274	221338	
	14205434	1184362	73426123	6417318	

IMPORTS INTO CANADA FOR CONSUMPTION

Articles and Countries from which Imported	MONTH OF JULY 1955		SEVEN MONTHS ENDED JULY 1955		Class Number
	Quantities	Values (\$)	Quantities	Values (\$)	
FABRICS OF JUTE N O P	YD				3135
100 U KINGDOM			36994	12066	
305 AUSTRIA	2170	417	3794	922	
400 U STATES	1388	593	7209	2827	
	3558	1010	47997	15815	
FABRIC JUTE 12INS WIDE OR LESS	LB				3136
215 INDIA	53266	11052	139858	27105	
	53266	11052	139858	27105	
FAB VEG FIB 12INS WIDE OR LESS	LB				3137
100 U KINGDOM	22289	32218	139698	187780	
327 FRANCE			1185	3215	
335 GERMANY W	218	1444	2392	5277	
344 ITALY			129	175	
347 JAPAN	120	403	12831	7735	
354 NETHRLNDS	1089	1363	1089	1363	
400 U STATES	14273	20216	193538	257072	
	37989	55644	350862	462617	
FABRICS VEG FIBRE NOP CUT PILE	YD				3138
100 U KINGDOM	450	773	31336	22274	
306 BELGIUM			14491	4624	
317 CZECHO S			2000	327	
327 FRANCE	120	137	354	827	
335 GERMANY W	246	328	376	396	
352 MEXICO	15103	3980	23026	6534	
400 U STATES	15234	5689	31677	25677	
	31153	10907	103260	60659	
TOWELLING TABLE CLOTHS IN WEB	LB				3139
100 U KINGDOM	7502	8429	71127	85125	
306 BELGIUM	399	324	3219	2604	
317 CZECHO S	3799	3069	30254	22748	
327 FRANCE			36	234	
344 ITALY			526	2113	
365 POLAND			11150	9632	
400 U STATES	45	130	18883	18647	
	11745	11952	135195	141103	
WOVEN DRESS LINENS	LB				3140
100 U KINGDOM			196	375	
			196	375	
CLOTHING VEGETABLE FIBRES NOP	LB				3162
100 U KINGDOM	162	314	2609	16965	
231 HONG KONG			92	351	
327 FRANCE	2	55	37	549	
335 GERMANY W			51	339	
344 ITALY			389	4389	
347 JAPAN			6847	2538	
376 SWITZRLND			66	667	
389 IRELAND			71	837	
400 U STATES	1417	4807	14559	59594	
	1581	5176	24721	86229	
BAGS OF HEMP LINEN JUTE SISAL	LB				3171
100 U KINGDOM	124	70	124	70	
215 INDIA	31787	5777	55287	8622	
306 BELGIUM			74056	14396	
344 ITALY			400	140	
400 U STATES	80622	17549	193519	45509	
	112533	23396	323386	68737	
CARPETING RUGS HEMP JUTE SISAL					3172
100 U KINGDOM		9452		83717	
215 INDIA		333		14964	
231 HONG KONG				377	
306 BELGIUM		12778		61340	
317 CZECHO S		637		2602	
327 FRANCE		648		1629	
335 GERMANY W		3944		6848	
344 ITALY				437	
347 JAPAN		174		334	
354 NETHRLNDS		10328		66439	
372 SPAIN		257		257	
375 SWEDEN				1341	
389 IRELAND				7870	
400 U STATES		4084		31272	
		42635		279427	
QUILTS BATH MATS VEG FIBRE NOP	LB				3173
100 U KINGDOM			300	708	
344 ITALY	5649	6513	30539	34751	
347 JAPAN	7760	6263	59419	46475	
400 U STATES	1608	2155	40469	47861	
	15017	14931	130727	129795	
FIRE HOSE LINEN					3174
100 U KINGDOM		34426		161225	
400 U STATES		1835		2022	
		36261		163247	
HANDKERCHIEFS FLAX OR HEMP	LB				3175
100 U KINGDOM	7618	39259	45976	212133	
231 HONG KONG	259	3283	3372	40591	
232 MALTA			6	280	
313 CHINA	16	195	296	1132	
327 FRANCE	5	70	19	437	
344 ITALY	6	248	6	248	
347 JAPAN			771	230	
367 AZORES			21	389	
376 SWITZRLND	116	1156	1294	23630	
400 U STATES			46	867	
	8020	44211	51807	279937	
SAILS FDR BOATS AND SHIPS					3176
100 U KINGDOM		4091		17105	

IMPORTS INTO CANADA FOR CONSUMPTION

Articles and Countries from which Imported	MONTH OF JULY 1955		SEVEN MONTHS ENDED JULY 1955		Class Number
	Quantities	Values (\$)	Quantities	Values (\$)	
359 NORWAY				638	
400 U STATES		2438		7509	
		6529		25252	
TOWELS GLASS CLOTHS CRASH HUCK	LB				3177
100 U KINGDOM	7652	10909	181844	211154	
231 HONG KONG			15	201	
306 BELGIUM			12011	9316	
313 CHINA			348	2577	
317 CZECHO S	3612	3261	28075	25776	
344 ITALY			34	69	
354 NETHRLNDS			62	128	
367 AZORES			4	81	
400 U STATES			2420	3450	
	11264	14170	224813	252752	
SHEETS TABLECLOTHS TOWELS FLAX	LB				3178
100 U KINGDOM	30603	76039	205882	523529	
231 HONG KONG	1012	3743	8933	31017	
232 MALTA			25	479	
234 AUSTRALIA			146	528	
306 BELGIUM	177	647	8986	9788	
313 CHINA	37	89	232	1174	
317 CZECHO S	1360	1023	4519	3999	
327 FRANCE			170	366	
335 GERMANY W	615	1140	1971	3871	
344 ITALY			500	1013	
347 JAPAN	2392	4015	75793	64060	
354 NETHRLNDS	783	616	4028	4140	
367 AZORES	1863	7473	8018	45144	
373 CANARY IS	494	2117	2337	11509	
375 SWEDEN			66	194	
376 SWITZRLND			34	427	
389 IRELAND			57	265	
400 U STATES	650	1268	8559	15066	
	39986	98170	330256	716569	
JUTE MANUFACTURES N O P	LB				3179
100 U KINGDOM			6769	4794	
354 NETHRLNDS			258	178	
400 U STATES	26609	8047	46861	19009	
	26609	8047	53888	23981	
VEGETABLE FIBRE MFRS N O P	LB				3180
100 U KINGDOM	11165	16306	102960	132261	
215 INDIA			281	356	
216 PAKISTAN			1898	1497	
231 HONG KONG	369	1032	5864	5727	
305 AUSTRIA			16	65	
306 BELGIUM	2826	3562	9763	12122	
313 CHINA	150	642	150	642	
317 CZECHO S	165	147	165	147	
318 DENMARK	55	171	55	171	
327 FRANCE	179	328	2816	3312	
335 GERMANY W	365	694	3387	5010	
344 ITALY	1012	652	9955	10518	
347 JAPAN	64894	50098	337740	266342	
352 MEXICO			4950	882	
354 NETHRLNDS	616	693	7309	7546	
359 NORWAY	569	520	1255	1174	
367 AZORES	49	487	613	3286	
373 CANARY IS	104	415	171	704	
375 SWEDEN			677	1121	
376 SWITZRLND			334	1955	
381 ALASKA			200	389	
388 YUGO SLAV			504	574	
390 GERMANY E	396	306	1062	1317	
400 U STATES	142106	151208	1204496	1191112	
	225020	227261	1696621	1648230	
RAW SILK AND COCOONS	LB				3201
347 JAPAN			2123	9704	
400 U STATES			19813	89292	
			21936	98996	
GARNETTED SILK WASTES	LB				3202
400 U STATES			1609	1481	
			1609	1481	
YARNS THROWN SILK IN THE GUM	LB				3211
400 U STATES			280	299	
			280	299	
YARNS SINGLES SPUN SILK N O P	LB				3212
376 SWITZRLND			147	558	
400 U STATES	20	180	20	180	
	20	180	167	738	
THREAOS CORDS TWIST SILK N O P	LB				3213
100 U KINGDOM			225	2323	
400 U STATES	48	367	627	4580	
	48	367	852	6903	
YARN SILK FOR KNITTING WEAVING	LB				3214
344 ITALY			93	74	
400 U STATES	103	567	6646	8315	
	103	567	6739	8389	
YARNS SILK METALLIC COVERED	LB				3215
400 U STATES	8	63	28	166	
	8	63	28	166	
YARNS SILK N O P	LB				3216
100 U KINGDOM			20	356	
344 ITALY			98	233	
376 SWITZRLND	251	2641	511	5304	
400 U STATES	365	2112	729	4012	
	616	4753	1358	9905	

IMPORTS INTO CANADA FOR CONSUMPTION

Articles and Countries from which Imported	MONTH OF JULY 1955		SEVEN MONTHS ENDED JULY 1955		Class Number
	Quantities	Values (\$)	Quantities	Values (\$)	
BOLTING CLOTH NOT MADE UP	YD				3221
100 U KINGDOM	28	111	344	894	
347 JAPAN			6742	9655	
376 SWITZRLND	30	102	8019	24328	
400 U STATES	1132	4558	14609	43817	
	1190	4771	29714	78694	
KNITTED FABRICS SILK	LB				3222
400 U STATES			39	896	
			39	896	
FABRICS SILK 20 IN UNFINISHED	YO				3223
FABRICS SILK N O P	YD				3224
100 U KINGDOM	718	2009	14131	36023	
231 HONG KONG	555	462	662	654	
327 FRANCE	1799	3540	28671	60456	
335 GERMANY W			67	105	
344 ITALY	2679	7062	23767	52766	
347 JAPAN	10923	11612	120101	105798	
376 SWITZRLND	2360	4808	40425	83695	
400 U STATES	32276	45980	337347	518431	
	51310	75473	565171	657928	
FABRICS SILK 26 INCHES OR LESS	YD				3225
100 U KINGDOM			1495	4579	
327 FRANCE	106	103	140	331	
400 U STATES			20	127	
	106	103	1655	5037	
RIBBONS SILK UNDER 12 INCHES	LB				3228
327 FRANCE			195	4248	
347 JAPAN			28	233	
400 U STATES			610	12800	
			833	17281	
FABRICS SILK FOR NECKWEAR	YD				3229
100 U KINGDOM	3958	5161	10749	13164	
305 AUSTRIA	500	676	9431	15298	
327 FRANCE	2372	2089	19763	20972	
335 GERMANY W	10855	17415	69440	97826	
344 ITALY	2322	4152	19416	30100	
347 JAPAN	19300	7735	106958	45984	
376 SWITZRLND	4245	7723	81476	127334	
400 U STATES	61932	75422	798783	924775	
	105484	120373	1116016	1275457	
UMBRELLA COVERING FABRICS	YD				3230
100 U KINGDOM	489	234	2694	885	
327 FRANCE	16735	5249	63509	21250	
335 GERMANY W	8092	3345	24075	9162	
376 SWITZRLND			11916	4258	
400 U STATES	34091	19703	325252	164468	
	59407	28531	427446	200023	
FABRICS PILE SILK OR SYNTHETIC	YD				3232
100 U KINGDOM	1028	5412	2090	9549	
306 BELGIUM	420	1717	564	2340	
327 FRANCE	5828	6948	9577	14159	
335 GERMANY W	1210	2669	6911	13470	
344 ITALY			224	692	
400 U STATES	12744	30040	92760	167535	
	21230	46786	112126	207751	
SOCKS AND STOCKINGS SILK	OZ PR				3244
100 U KINGDOM	13	449	72	2228	
400 U STATES	190	8279	1002	41753	
	203	9428	1074	43981	
UNDERWEAR SILK KNITTED	LB				3245
CLOTHING SILK N O P	OZ				3246
100 U KINGDOM	9905	12911	50788	71718	
215 INDIA			168	244	
231 HONG KONG	800	167	4194	1679	
305 AUSTRIA	846	1136	4400	6525	
327 FRANCE	250	538	3011	4297	
335 GERMANY W	166	310	166	310	
344 ITALY	10117	8657	30362	34543	
347 JAPAN	14080	4861	17623	7152	
376 SWITZRLND	3359	3071	19026	20622	
383 HAWAII			280	359	
400 U STATES	12112	4286	38723	28426	
	51635	35937	168741	175875	
DRESSES SILK WOMENS CHILDRENS	NO				3247
100 U KINGDOM	68	4637	475	15135	
327 FRANCE	3	249	89	13484	
335 GERMANY W			52	762	
344 ITALY	12	179	247	5555	
375 SWEDEN			19	672	
376 SWITZRLND	21	865	92	3934	
383 HAWAII			31	449	
400 U STATES	514	10780	10449	235000	
	618	16710	11454	274991	
CLOTHING SILK WOMENS CHILDRENS	OZ				3248
100 U KINGDOM	3662	6194	11593	25476	
215 INDIA	3680	1246	6494	4011	
231 HONG KONG	6546	1488	24482	8495	
305 AUSTRIA	72	108	1027	1952	
306 BELGIUM	13	52	13	52	
327 FRANCE	2575	4450	39866	36465	
335 GERMANY W			92	183	
344 ITALY	1374	2071	119028	48778	
347 JAPAN	90456	48570	814592	394898	
367 AZORES			104	63	

IMPORTS INTO CANADA FOR CONSUMPTION

Articles and Countries from which Imported	MONTH OF JULY 1955		SEVEN MONTHS ENDED JULY 1955		Class Number	
	Quantities	Values (\$)	Quantities	Values (\$)		
376 SWITZRLND	3182	4769	11193	16430	3251	
383 HAWAII			480	284		
400 U STATES	4446	3204	47036	42657		
HANDKERCHIEFS SILK	116006	72152	1076000	579744		
100 U KINGDOM	0Z 47	153	152	291	3252	
231 HONG KONG			160	93		
347 JAPAN	1504	380	55797	27283		
376 SWITZRLND	153	110	590	988		
SILK MANUFACTURES N O P	1704	643	56699	28655		
100 U KINGDOM	0Z 1413	1831	2763	4066	3252	
231 HONG KONG			646	240		
327 FRANCE	100	228	1572	2375		
344 ITALY	1081	1182	1626	1881		
347 JAPAN			6433	2366		
376 SWITZRLND			2235	1201		
400 U STATES	1957	1890	15401	6948		
WOOL IN THE GREASE	4551	5131	30676	19077		
100 U KINGDOM	LB 11782	9151	444161	350516	3261	
207 UN SO AFR			26349	20199		
215 INDIA			79621	64371		
234 AUSTRALIA	249273	209426	1103816	808430		
236 NEW ZEAL	508752	342634	4285440	2695314		
304 ARGENTINA	15547	11211	71251	39787		
309 BRAZIL			2647	2272		
363 PERU	25908	23084	27507	24524		
386 URUGUAY			62725	53405		
400 U STATES	93386	82903	938755	855280		
WOOL WASHED OR SCOURED	904648	678409	7042272	4914098		
100 U KINGDOM	LB 70884	69331	754665	715585		3262
207 UN SO AFR	12529	6808	497820	398932		
215 INDIA			15748	11266		
216 PAKISTAN			48831	38013		
234 AUSTRALIA	414815	390726	3307702	3089936		
236 NEW ZEAL	246502	197006	1393439	1083033		
304 ARGENTINA	10369	8046	583779	503798		
306 BELGIUM			17530	16262		
309 BRAZIL			11351	12015		
327 FRANCE			27330	24042		
363 PERU			243	210		
386 URUGUAY	11550	9344	205759	193089		
389 IRELAND	9413	8722	39105	34665		
400 U STATES	68208	68360	807008	801244		
WOOL PULLED OR SLIPED	844270	758343	7710310	6922090		
100 U KINGDOM	LB 7099	5737	107346	81934	3263	
236 NEW ZEAL	44364	34962	216238	159664		
304 ARGENTINA			16555	13552		
400 U STATES			9233	7685		
HAIR OF CAMEL ALPACA GOAT NOP	51463	40699	349372	262835		
100 U KINGDOM	LB		38151	38530	3264	
306 BELGIUM			127210	65011		
327 FRANCE	30	71	283	1176		
335 GERMANY W			294	3600		
363 PERU	1590	4255	11148	22178		
400 U STATES	700	6661	79307	169794		
NOILS WOOL	2320	10987	256393	300289		
100 U KINGDOM	LB 15000	11829	126790	128831	3265	
234 AUSTRALIA			7802	6573		
306 BELGIUM	557	400	557	400		
309 BRAZIL	2227	1852	13384	10574		
386 URUGUAY	12848	8793	37719	24496		
400 U STATES			36299	34310		
GARNETTED WOOL WASTE	30632	22874	222551	205184		
100 U KINGDOM	LB 1996	1745	137147	129231	3267	
306 BELGIUM			31624	45033		
327 FRANCE			100	277		
400 U STATES	18391	22454	100798	123624		
WOOL TOPS DRY COMBED	20387	24199	269669	298165		
100 U KINGDOM	LB 150303	212199	1030279	1493887	3268	
207 UN SO AFR	2919	4024	15986	22885		
234 AUSTRALIA			302	541		
327 FRANCE	58	119	91	175		
400 U STATES			5417	12370		
WOOL TOPS OIL COMBED	153280	216342	1052075	1529858		
100 U KINGDOM	LB 837416	1077152	5393389	7131326	3269	
207 UN SD AFR	5938	9670	75618	107498		
234 AUSTRALIA	5048	6275	25778	37567		
327 FRANCE			120	228		
389 IRELAND			5131	4782		
400 U STATES	363	751	11202	24090		
HAIR TOPS	848765	1093848	5511238	7305491		
100 U KINGDOM	LB		10659	6434	3270	
400 U STATES			37906	45427		
YARNS OR WARPS HAIR FOR MFRERS	10093	17059	188114	169408		
100 U KINGDOM	LB		48565	51861	3273	

IMPORTS INTO CANADA FOR CONSUMPTION

Articles and Countries from which Imported	MONTH OF JULY 1955		SEVEN MONTHS ENDED JULY 1955		Class Number
	Quantities	Values (\$)	Quantities	Values (\$)	
400 U STATES			21090	4020	
YARN MOHAIR FOR PILE FABRICS	10093	17059	209204	173428	3274
100 U KINGDOM	LB 11091	22062	48219	111353	
400 U STATES	1087	2485	2503	5252	
YARNS WOOL FOR 6 OZ FABRICS	12178	24547	50722	116605	3275
100 U KINGDOM	LB 15223	35232	104561	241134	
400 U STATES			3470	7154	
WOOLLEN SPUN YARN	15223	35232	108031	248286	3276
100 U KINGDOM	LB 14948	23912	85912	143425	
306 BELGIUM			31	56	
327 FRANCE	99	676	4700	15135	
335 GERMANY W	1033	1797	2714	6147	
347 JAPAN			183	1817	
354 NETHRLNDS			374	962	
400 U STATES			7010	15346	
WORSTED SPUN YARN	16080	26385	100924	182888	3277
100 U KINGDOM	LB 119657	222601	707704	1326445	
305 AUSTRIA	3051	7610	10883	28292	
306 BELGIUM	1902	4148	42576	95789	
327 FRANCE	9261	29705	79160	217425	
335 GERMANY W	1896	4905	16491	40955	
344 ITALY			283	865	
347 JAPAN			2972	27045	
354 NETHRLNDS	726	1306	2201	4233	
376 SWITZRLND			3630	10641	
400 U STATES	1085	4868	15891	46533	
WOOL FAB IN GRAY OVR 4 TO 6 OZ	137578	275143	881791	1798223	3281
100 U KINGDOM	LB 4246	8566	14595	35351	
306 BELGIUM			805	1474	
344 ITALY	1840	3650	44926	87439	
354 NETHRLNDS	2413	4500	4853	9076	
WOOL FAB IN GRAY 4 OZ OR LESS	8499	16716	65179	133340	3282
100 U KINGDOM	LB 22677	63138	103874	300549	
354 NETHRLNDS			1594	2972	
KNITTED FABRICS WOOL N O P	22677	63138	105468	303528	3283
100 U KINGDOM	LB 684	2759	7569	23031	
327 FRANCE	381	1562	869	3198	
344 ITALY	108	938	1204	3052	
400 U STATES	12516	25517	26057	57420	
FLANNELS	13689	30776	35699	86698	3284
100 U KINGDOM	LB 115425	285845	526194	1269394	
327 FRANCE			779	5051	
344 ITALY			11521	31018	
354 NETHRLNDS			989	3109	
360 ISRAEL			417	1494	
376 SWITZRLND			774	2983	
400 U STATES	296	728	3481	10705	
FELT CLOTH N O P	115721	286573	544155	1323744	3285
100 U KINGDOM	LB 38	117	82	190	
335 GERMANY W			120	242	
400 U STATES	15	47	189	708	
OVERCOATINGS	53	164	391	1140	3286
100 U KINGDOM	LB 56655	124330	347803	720955	
327 FRANCE			29	103	
344 ITALY	657	1185	1331	1805	
347 JAPAN	320	1250	320	1250	
354 NETHRLNDS			1904	4678	
400 U STATES	543	1260	4498	16221	
TWEEDS	58175	128025	355885	745012	3287
100 U KINGDOM	LB 112304	272263	530812	1281370	
327 FRANCE	186	768	362	1877	
344 ITALY			6735	11128	
354 NETHRLNDS			52	79	
372 SPAIN	594	2093	1872	4661	
400 U STATES	666	1746	12056	22078	
WORSTEDS AND SERGES	113750	276870	551889	1321193	3288
100 U KINGDOM	LB 722550	2253368	3487384	11529740	
227 BAHAMAS			127	1483	
234 AUSTRALIA	3539	17667	12688	62352	
306 BELGIUM	1776	9590	6244	29418	
317 CZECHOS			56	168	
318 DENMARK			1228	4260	
327 FRANCE	6690	34188	49501	237396	
335 GERMANY W	483	1074	1964	5321	
344 ITALY	28657	55260	198640	537497	
347 JAPAN	1372	4304	7781	24365	
354 NETHRLNDS	11340	33007	39460	105871	
360 ISRAEL			588	1967	
372 SPAIN	154	564	231	886	
376 SWITZRLND	640	5664	5871	38605	
389 IRELAND			182	630	
400 U STATES	4825	22211	30366	184298	
	722550	2253368	3487384	11529740	

IMPORTS INTO CANADA FOR CONSUMPTION

Articles and Countries from which Imported	MONTH OF JULY 1955		SEVEN MONTHS ENDED JULY 1955		Class Number
	Quantities	Values (\$)	Quantities	Values (\$)	
WOVEN FABRICS N O P WOOL	LB				3289
100 U KINGDOM	8 5647	19 1166	5 67776	14 19211	
227 BAHAMAS	348	3673	525	5757	
234 AUSTRALIA			445	1249	
306 BELGIUM	781	3848	1512	11321	
318 DENMARK			198	638	
327 FRANCE	999	4957	10836	59182	
335 GERMANY W	2757	4864	8327	29208	
344 ITALY	15808	23153	43745	96557	
354 NETHRLNDS	1107	3137	11348	28767	
372 SPAIN	58	187	58	187	
376 SWITZRLND	1037	4932	2356	12254	
389 IRELAND	650	1214	650	1214	
400 U STATES	9220	32150	70580	213594	
	118412	273281	718356	1879139	
LUSTRES ITALIAN LININGS	LB				3290
100 U KINGDOM			1346	4312	
400 U STATES			59	173	
			1405	4485	
WOOL FAB 12 INS WIDE OR LESS	LB				3291
100 U KINGDOM	253	765	831	3169	
327 FRANCE	115	592	482	2459	
344 ITALY			294	598	
400 U STATES	180	299	611	1052	
	548	1656	2218	7278	
WOOL FABRICS CUT PILE PLUSH	LB				3292
100 U KINGDOM	473	1112	11668	26005	
306 BELGIUM	415	915	879	2116	
335 GERMANY W	895	2002	2462	5101	
400 U STATES	164	1412	3235	5268	
	1947	5441	18244	38490	
BILLIARD CLOTH OF WOOL FABRIC	LB				3293
100 U KINGDOM	1884	7123	19358	76929	
	1884	7123	19358	76929	
MELTON CLOTH FOR TENNIS BALLS	LB				3294
100 U KINGDOM			3952	7235	
			3952	7235	
SLIPPER CLOTH FOR FOOTWEAR	LB				3295
FILTER PRESS CLOTH OF WOOL	LB				3296
100 U KINGDOM			232	514	
			232	514	
CARPETS AXMINSTER IN RDLS	SQ FT				3301
100 U KINGDOM	82785	40138	502038	250769	
306 BELGIUM	1703	649	269279	121564	
327 FRANCE	963	363	18282	7603	
335 GERMANY W			1913	1199	
375 SWEDEN			6054	2819	
400 U STATES	4378	2340	41103	21972	
	89829	43490	838669	405926	
CARPETS AXMINSTER SQUARES	SQ FT				3302
100 U KINGDOM	35879	17816	332527	163697	
306 BELGIUM			14864	8441	
327 FRANCE			5359	2438	
375 SWEDEN			3770	2271	
400 U STATES			10504	7023	
	35879	17816	367024	183870	
CARPET BRUSSELS WILTON IN ROLL	SQ FT				3303
100 U KINGDOM	368834	197558	2358651	1311997	
306 BELGIUM	409444	198635	4572062	2156932	
317 CZECHO S	3649	1013	24779	6969	
327 FRANCE	11217	4247	135191	48308	
335 GERMANY W	31129	18986	85182	50481	
344 ITALY	4650	1728	59308	22219	
354 NETHRLNDS			481	564	
375 SWEDEN			1418	690	
400 U STATES	4005	2572	50415	28229	
	832928	424739	7287487	3626389	
CARPET BRUSSELS WILTON SQUARES	SQ FT				3304
100 U KINGDOM	16374	11169	159574	101193	
306 BELGIUM	18342	7089	143250	65196	
327 FRANCE			9476	7199	
335 GERMANY W	540	327	5433	3440	
344 ITALY			6286	2420	
375 SWEDEN	6865	3108	8486	4007	
400 U STATES	2853	2201	22656	14610	
	44974	23894	355161	198065	
CARPETS INGRAIN IN ROLLS	SQ FT				3305
100 U KINGDOM	5857	1530	16313	5149	
306 BELGIUM			9536	5438	
384 P RICO			108	214	
400 U STATES	329	221	51030	14882	
	6186	1751	76987	25683	
CARPETS INGRAIN SQUARES	SQ FT				3306
100 U KINGDOM			26855	21422	
215 INDIA			76504	18065	
231 HONG KONG	4962	1313	165307	47326	
306 BELGIUM			832	531	
313 CHINA			431470	110772	
347 JAPAN			1472	441	
359 NORWAY			1350	577	
400 U STATES	8316	2943	25059	6118	
	13278	4256	728849	207252	
CARPETS ORIENTAL	SQ FT				3307
100 U KINGDOM	3467	3096	20569	21410	
215 INDIA	28336	28795	313006	280446	

IMPORTS INTO CANADA FOR CONSUMPTION

Articles and Countries from which Imported		MONTH OF JULY 1955		SEVEN MONTHS ENDED JULY 1955		Class Number
		Quantities	Values (\$)	Quantities	Values (\$)	
231	HONG KONG			12981	16145	
313	CHINA	599	1910	3173	10056	
327	FRANCE			45	55	
342	IRAN	1511	3450	43080	79930	
344	ITALY			554	896	
347	JAPAN			155	473	
353	MOROCCO	274	109	5918	8594	
354	NETHERLANDS	58	57	58	57	
359	NORWAY	1350	615	1350	615	
372	SPAIN	162	533	162	533	
375	SWEDEN			14555	7047	
392	SYRIA			33	50	
400	U STATES	2602	1529	12594	17613	
CARPETS TAPESTRY IN ROLLS		38359	40094	428233	443920	3308
100	U KINGDOM			2376	1606	
306	BELGIUM			4089	1784	
327	FRANCE	16323	5794	156745	60241	
335	GERMANY W	10714	8426	116003	76164	
344	ITALY			647	102	
400	U STATES			3638	1859	
CARPETS TAPESTRY SQUARES		27037	14220	283498	141756	3309
327	FRANCE			6327	3114	
335	GERMANY W			1181	679	
400	U STATES			130	243	
MATS HEARTH RUGS AND RUNNERS				7638	4036	3310
100	U KINGDOM	1719	643	21725	8769	
215	INDIA			1398	382	
306	BELGIUM			681	154	
313	CHINA			12032	3098	
327	FRANCE			441	275	
347	JAPAN			538	161	
375	SWEDEN			421	213	
400	U STATES	7088	1391	9939	2718	
GLOVES MITTS AND MITTENS WOOL		8807	2034	47175	15770	3320
100	U KINGDOM	359	2981	878	6961	
231	HONG KONG			254	917	
327	FRANCE			65	874	
335	GERMANY W			4	65	
344	ITALY	5631	24044	8616	36049	
347	JAPAN	42545	131621	110066	330685	
376	SWITZERLAND	14	107	98	1059	
400	U STATES	40	190	379	2219	
SHAWLS WOOL KNITTED OR WOVEN		48589	158943	120360	378829	3321
100	U KINGDOM	2070	6175	8778	30200	
306	BELGIUM	62	188	437	1204	
317	CZECHOSLOVAKIA			360	770	
344	ITALY			109	327	
400	U STATES	34	152	632	2526	
SOCKS AND STOCKINGS WOOL		2166	6515	10316	35027	3322
100	U KINGDOM	15121	84094	109532	638318	
327	FRANCE	38	516	51	719	
354	NETHERLANDS			495	1944	
359	NORWAY	19	171	67	580	
400	U STATES	90	338	391	2285	
UNDERWEAR WOOL KNITTED		15268	85119	110536	643846	3323
100	U KINGDOM	6273	22668	11281	39331	
335	GERMANY W			22	528	
376	SWITZERLAND	29	306	39	417	
400	U STATES			342	1332	
CLOTHING WOVEN WOOL WOMENS CHILDRENS		6302	22974	11684	41608	3324
100	U KINGDOM	17303	129896	65431	544838	
215	INDIA			36	137	
227	BAHAMAS			88	532	
305	AUSTRIA	34	444	101	1351	
306	BELGIUM	1512	3204	1791	4347	
317	CZECHOSLOVAKIA	171	987	740	5137	
327	FRANCE	513	5923	1267	30004	
335	GERMANY W	64	397	1374	10216	
344	ITALY	26	206	126	2568	
347	JAPAN			1477	2961	
352	MEXICO	40	232	580	1533	
354	NETHERLANDS	483	2737	3372	25253	
359	NORWAY			35	284	
372	SPAIN	40	272	47	375	
375	SWEDEN			252	5370	
376	SWITZERLAND	738	8384	2715	29309	
389	IRELAND			113	1381	
400	U STATES	2414	20798	26903	238262	
CLOTHING NOT WOVEN WOOL FABRIC		23338	173480	106448	903858	3325
100	U KINGDOM	7876	41375	23393	142892	
306	BELGIUM	293	1760	1204	4741	
317	CZECHOSLOVAKIA			1121	4278	
327	FRANCE	45	182	112	641	
335	GERMANY W			96	399	
344	ITALY	10	166	176	1041	
352	MEXICO			84	267	
354	NETHERLANDS			350	570	

IMPORTS INTO CANADA FOR CONSUMPTION

Articles and Countries from which Imported	MONTH OF JULY 1955		SEVEN MONTHS ENDED JULY 1955		Class Number
	Quantities	Values (\$)	Quantities	Values (\$)	
359 NORWAY	13	61	21	201	
376 SWITZRLND	75	709	176	1669	
400 U STATES	736	2513	4165	19588	
	9048	46766	30898	176287	
CLTHG WVN WOOL OUTER MENS BOYS	LB				3326
100 U KINGDOM	12862	85824	80635	612665	
306 BELGIUM			100	371	
327 FRANCE			31	564	
335 GERMANY W	22	112	1461	6918	
344 ITALY			174	334	
352 MEXICO			20	64	
359 NORWAY			20	113	
376 SWITZRLND			18	137	
400 U STATES	995	5159	9808	50411	
	13879	91095	92267	671577	
CLTHG NOP WOOL KNIT INFTS CHLD	LB				3327
100 U KINGDOM	12359	55394	33731	156694	
305 AUSTRIA	45	313	45	313	
306 BELGIUM	356	2289	993	5897	
327 FRANCE			26	222	
344 ITALY	84	152	84	152	
347 JAPAN	921	2527	2100	6045	
376 SWITZRLND	99	1046	118	1317	
389 IRELAND			31	146	
400 U STATES	242	960	1916	8226	
	14106	62681	39044	179012	
CLTHG NOP WOOL KNIT WOMNS GRLS	LB				3328
100 U KINGDOM	37218	391119	191533	1954608	
231 HONG KONG			760	720	
305 AUSTRIA	1374	17258	16824	200197	
306 BELGIUM	120	1013	262	1773	
318 DENMARK	64	744	177	2303	
327 FRANCE	153	2069	241	3822	
335 GERMANY W	233	1220	1748	8854	
344 ITALY	1353	20679	5716	92980	
347 JAPAN	8210	28008	20334	102836	
354 NETHRLNDS	40	265	333	882	
359 NORWAY			80	482	
375 SWEDEN			6	77	
376 SWITZRLND	421	5608	743	8650	
400 U STATES	1546	7591	9331	60177	
	50732	475574	248088	2438361	
CLTHG NOP WOOL KNIT MENS BOYS	LB				3329
100 U KINGDOM	8485	61890	35690	309924	
231 HONG KONG			237	955	
305 AUSTRIA			585	3831	
306 BELGIUM	35	276	593	2345	
318 DENMARK			28	282	
327 FRANCE			17	81	
335 GERMANY W			262	1798	
344 ITALY	83	852	695	4805	
347 JAPAN			3084	17769	
354 NETHRLNDS			276	694	
359 NORWAY	390	551	700	1837	
375 SWEDEN			33	431	
376 SWITZRLND	153	1006	373	3535	
400 U STATES	355	1328	2992	11627	
	9501	65903	45565	359914	
BELTING OF CAMELS HAIR	LB				3341
100 U KINGDOM			605	1197	
			605	1197	
BLANKETS N O P WOOL	LB				3342
100 U KINGDOM	33970	55314	187560	286293	
306 BELGIUM	800	1337	1983	3310	
318 DENMARK	272	218	272	218	
335 GERMANY W			205	375	
344 ITALY			2047	1845	
353 MOROCCO			271	889	
354 NETHRLNDS	2672	3606	13698	16675	
400 U STATES	4165	6023	32165	54750	
	41879	66498	238201	364355	
FELT PRESSED	LB				3343
100 U KINGDOM	998	2268	14244	31039	
335 GERMANY W	24252	29838	68763	85242	
400 U STATES	1615	3053	22683	38913	
	26865	35159	105690	155194	
RUGS RAILWAY STEAMER AND AUTO	LB				3344
100 U KINGDOM	1752	3834	18546	38467	
344 ITALY	16988	12605	115851	62791	
354 NETHRLNDS	316	232	477	348	
400 U STATES			75	100	
	19056	16671	134949	101706	
WOOL MANUFACTURES N O P	LB				3345
100 U KINGDOM	1514	5015	9670	32553	
306 BELGIUM			2050	4376	
327 FRANCE	187	996	253	1318	
335 GERMANY W	55	54	580	1224	
344 ITALY	533	592	1418	1353	
354 NETHRLNDS	101	153	304	686	
367 AZORES			29	196	
376 SWITZRLND	11	176	96	1266	
400 U STATES	22467	30386	179740	194457	
	24868	37372	194140	237429	
YARN SYNTHETIC ACETATE SINGLES	LB				3360
100 U KINGDOM			2099	1304	
400 U STATES	11929	5274	12673	6922	
	11929	5274	14772	8226	

IMPORTS INTO CANADA FOR CONSUMPTION

Articles and Countries from which Imported	MONTH OF JULY 1955		SEVEN MONTHS ENDED JULY 1955		Class Number
	Quantities	Values (\$)	Quantities	Values (\$)	
YARNS SYNTHETIC SINGLES N O P 100 U KINGDOM 335 GERMANY W 400 U STATES	LB 500 8777 9277	725 6069 6794	22670 4767 112228	33244 5531 126401	3361
YARNS THREADS SYNTHETIC N O P 100 U KINGDOM 327 FRANCE 335 GERMANY W 344 ITALY 354 NETHRLNDS 376 SWITZRLND 400 U STATES	LB 4086 1412 1218 201 1064 97280 105261	8361 3168 1610 151 853 145716 159859	19930 9466 24433 137 22619 14251 912514 1003350	32595 32708 35009 555 20222 16908 1365121 1503118	3362
YARN SYNTHETIC FOR PILE FABRIC	LB				3363
YARNS SYNTHETIC ACETATE TWIST 100 U KINGDOM 327 FRANCE 400 U STATES	LB 36255 36255	43402 43402	46 247 138395 138688	125 2077 180040 182242	3364
STAPLE FIBRES SYNTHETIC 100 U KINGDOM 305 AUSTRIA 327 FRANCE 335 GERMANY W 344 ITALY 347 JAPAN 376 SWITZRLND 400 U STATES	LB 225826 54741 200 2955 131737 57961 338528	62530 13295 296 957 140216 70991 146816	4046322 219733 361 156016 221275 5500 21260 674329 5344796	1145721 53886 676 66859 62918 1350 24629 764654 2120693	3365
TOPS OF SYNTHETIC FIBRES 100 U KINGDOM 335 GERMANY W 400 U STATES	LB 10286 34486 12997 57769	4311 18388 18534 41233	123774 184668 59952 368394	51754 104104 84802 240660	3366
WASTE SHORT FIBRE SYNTHETIC 100 U KINGDOM 306 BELGIUM 327 FRANCE 335 GERMANY W 376 SWITZRLND 400 U STATES	LB 1177 200 2955 131737 136069	670 296 957 140216 142139	55882 34240 740 200 6576 1254135 1351773	11993 7347 1465 296 3226 1371823 1396150	3367
YARNS FROM POLYAMIDES NYLON 100 U KINGDOM 327 FRANCE 354 NETHRLNDS 400 U STATES	LB 96 30945 31041	726 97878 98604	1899 634 255 123535 126323	5727 3870 603 403210 413410	3368
YARN SYNTHETIC FOR TIRE FABRIC 316 CUBA 400 U STATES	LB 226472 83077 309549	127629 52710 180339	1370301 709974 2080275	785923 438125 1224048	3369
KNITTED FABRIC SYNTHETIC FIBRE 100 U KINGDOM 327 FRANCE 335 GERMANY W 344 ITALY 376 SWITZRLND 400 U STATES	LB 5438 21 203 9673 15335	9025 113 442 36576 46156	11612 585 520 21 226 103659 116623	29767 2982 831 113 539 316103 350335	3371
FABRICS SYNTHETIC FIBRE N O P 100 U KINGDOM 231 HONG KONG 305 AUSTRIA 306 BELGIUM 327 FRANCE 335 GERMANY W 344 ITALY 347 JAPAN 354 NETHRLNDS 375 SWEDEN 376 SWITZRLND 400 U STATES	LB 42766 3415 2379 1921 31064 8465 12476 2857 17 1146 534888 641394	73050 5267 3832 10961 50921 14407 11387 4246 227 6853 1268322 1449473	305197 42 12165 13119 10920 276506 48873 67158 9392 400 10228 3919623 4673623	482444 118 24837 22067 51096 416062 93206 69192 17918 3534 54345 9582244 10817063	3372
RIBBONS OF SYNTHETIC FIBRES 100 U KINGDOM 317 CZECHO S 327 FRANCE 335 GERMANY W 344 ITALY 347 JAPAN 354 NETHRLNDS 375 SWEDEN 376 SWITZRLND 400 U STATES	LB 952 275 2130 660 2482 999 35994 43492	3580 392 7607 3765 2841 2974 74045 95204	3496 6962 15862 2246 241 28628 185 28 8131 199195 264974	13464 5808 58930 16358 293 28718 884 356 30630 431629 587070	3373
GLOVES OF SYNTHETIC FIBRES 100 U KINGDOM 231 HONG KONG 327 FRANCE 335 GERMANY W 344 ITALY 347 JAPAN 376 SWITZRLND	DZ PR 1575 1320 114 11073	5505 4277 831 29513	2251 10186 141 15161 4095 143229 16	11177 34269 821 64178 24586 425015 161	3380

IMPORTS INTO CANADA FOR CONSUMPTION

Articles and Countries from which Imported	MONTH OF JULY 1955		SEVEN MONTHS ENDED JULY 1955		Class Number
	Quantities	Values (\$)	Quantities	Values (\$)	
400 U STATES	1003	9760	10348	113549	
SOCKS STOCKINGS SYNTHETIC FIBR	15085	49886	185427	673756	
100 U KINGDOM	DZ PR 18509	115768	61020	344114	3382
318 DENMARK			5	85	
327 FRANCE	24	218	525	5422	
335 GERMANY W	40	353	1539	12469	
344 ITALY	300	2020	300	2020	
347 JAPAN	509	1890	1159	4218	
354 NETHRLNDS	50	353	263	1816	
400 U STATES	29836	192028	279669	1844708	
CLOTHING NOP WOVEN SYNTH FIBRE	49268	312630	344480	2214852	
100 U KINGDOM	OZ 5289	2886	131809	63881	3383
215 INDIA			800	474	
231 HONG KONG	11323	1506	75250	12586	
305 AUSTRIA			803	685	
318 DENMARK	1157	508	1157	508	
327 FRANCE	21219	7422	90311	38380	
335 GERMANY W	1234	184	21053	5240	
344 ITALY	1117	412	29669	11498	
347 JAPAN	630513	49595	1812469	134543	
354 NETHRLNDS	1088	543	3514	1115	
360 ISRAEL			28612	4902	
367 AZORES			1808	178	
372 SPAIN			464	260	
376 SWITZRLND	3239	1246	20098	12676	
383 HAWAII			4666	2407	
389 IRELAND			48	225	
400 U STATES	377682	105856	4574978	1191739	
DRESSES WVN SYNT WDMENS CHLDNS	1053861	170158	6797509	1481297	
100 U KINGDOM	NO 128	4637	686	13793	3384
327 FRANCE	10	276	125	4147	
335 GERMANY W	45	1257	82	1918	
344 ITALY	30	65	36	1112	
354 NETHRLNDS			222	2615	
375 SWEDEN			14	512	
376 SWITZRLND	100	2734	461	4954	
383 HAWAII	3	177	99	1220	
400 U STATES	17254	80156	187501	998335	
UNDERWEAR KNITTED SYNTHETIC	17570	89302	189226	1028606	
100 U KINGDOM	LB 1058	2023	15866	39176	3385
327 FRANCE	3	105	3	105	
376 SWITZRLND			36	389	
400 U STATES	1922	7345	11619	39371	
CLTHG SYNT FIB KNIT INFTS CHLD	2983	9473	27524	79041	
100 U KINGDOM	LB 619	1221	18416	38001	3386
347 JAPAN			72	314	
354 NETHRLNDS			163	401	
400 U STATES	2347	12987	6903	31630	
CLTHG SYNT FIB KNIT WOMNS GRLS	2966	14208	25554	70346	
100 U KINGDOM	LB 445	3290	16996	63291	3387
305 AUSTRIA			78	1387	
327 FRANCE	61	429	260	3901	
344 ITALY			440	4892	
376 SWITZRLND	17	253	27	491	
400 U STATES	2533	12226	38113	175491	
CLTHG SYNTH FIB KNIT MENS BOYS	3056	16198	55914	249453	
100 U KINGDOM	LB 975	3494	10309	29003	3388
400 U STATES	1372	2867	17357	44266	
CURTAINS OF SYNTHETIC FIBRE	2347	6361	27666	73269	
100 U KINGDOM	OZ 24430	3129	160374	21899	3390
400 U STATES	466191	81450	4373656	663066	
HANDKERCHIEFS SYNTHETIC FIBRE	490621	84579	4534030	684965	
100 U KINGDOM	OZ 88	84	1079	386	3391
231 HONG KONG			300	68	
306 BELGIUM			327	255	
347 JAPAN	15360	669	426514	20587	
376 SWITZRLND			1502	1589	
400 U STATES			3908	718	
SYNTHETIC FIBRE MANUFACTRS NOP	15448	753	433630	23603	
100 U KINGDOM	OZ 113705	13263	1380975	118567	3392
231 HONG KONG			2294	671	
305 AUSTRIA			382	237	
306 BELGIUM	5952	635	15325	2015	
317 CZECHO S			1168	389	
327 FRANCE	9760	1599	37042	8715	
335 GERMANY W	6122	751	33865	4715	
344 ITALY	138913	9713	581887	35014	
347 JAPAN	354306	15698	1718623	87361	
354 NETHRLNDS	10272	1641	11279	1788	
375 SWEDEN	1044	683	14199	7173	
376 SWITZRLNO	3644	1899	18756	8093	
400 U STATES	1448204	192036	11064569	1363594	
SYNTH FIBRE FOR ELEC APPARATUS	2091922	237918	14880364	1638332	
100 U KINGDOM	OZ 37824	10146	27664	6249	3393
400 U STATES	37824	10146	253146	46654	
			280810	52903	

IMPORTS INTO CANADA FOR CONSUMPTION

Articles and Countries from which Imported	MONTH OF JULY 1955		SEVEN MONTHS ENDED JULY 1955		Class Number
	Quantities	Values (\$)	Quantities	Values (\$)	
HAIR CLOTH					
100 U KINGDOM		3008		52248	3401
400 U STATES		116		12175	
		3124		64423	
FILTER PRESS CLOTH OF HAIR					3402
KAPOK					
215 INDIA	CWT 32	931	96	2806	3411
309 BRAZIL			3	108	
321 ECUADOR			31	1524	
354 NETHRLNDS			110	4632	
355 INDOONESIA			440	18785	
400 U STATES	47	1734	805	37225	
	79	2665	1485	65080	
MANILA FIBRE					3412
315 C RICA	CWT		750	11367	
337 GUATEMALA			1050	17265	
339 HONDURAS			300	5049	
361 PANAMA	300	5198	3726	62508	
364 PHIL	4589	74816	18003	274202	
400 U STATES	294	5218	12065	202742	
	5183	85232	35894	573133	
SISAL ISTLE TAMPICO FIBRE					3413
100 U KINGDOM	CWT		214	2274	
203 B E AFR	1120	6268	25498	245456	
309 BRAZIL	11963	108027	95437	828118	
316 CUBA			34213	283657	
320 DOM REP			273	2564	
338 HAITI	13332	122756	69897	631491	
352 MEXICO	1082	12227	57867	452527	
355 INDOONESIA			2239	23348	
394 PORT E AF	1680	15314	4095	38925	
395 PORT W AF			2535	21336	
400 U STATES	10529	94522	101097	955884	
	39706	359114	393365	3485580	
VEGETABLE FIBRE N O P					3414
100 U KINGDOM	CWT 20	427	32	902	
215 INDIA			113	1363	
221 B GUIANA			15	80	
309 BRAZIL			439	4218	
333 MADAGASCAR			27	718	
352 MEXICO	736	4772	1095	10254	
353 MOROCCO			221	1606	
400 U STATES	182	4616	3699	36766	
	938	9815	5641	55907	
BALER TWINE					3420
100 U KINGDOM	CWT 40	694	6812	108883	
306 BELGIUM			4160	53235	
318 DENMARK	2104	29548	5106	79999	
352 MEXICO	5164	52331	20679	212451	
354 NETHRLNDS	240	3427	9300	157765	
400 U STATES	4098	47805	7521	90562	
	11646	133805	53578	702895	
GRASSES SEAWEED MOSSES BAGASSE					3421
100 U KINGDOM				6270	
231 HONG KONG				881	
316 CUBA		2031		2031	
327 FRANCE				320	
335 GERMANY W		224		984	
344 ITALY				804	
347 JAPAN		1569		10153	
352 MEXICO				134	
354 NETHRLNDS				3310	
359 NORWAY				300	
400 U STATES		115		118251	
		13418		143438	
BINDER TWINE					3422
100 U KINGDOM	CWT 20	313	450	7468	
306 BELGIUM	500	7325	1340	17490	
318 DENMARK	5450	62547	15609	181344	
352 MEXICO	1098	11581	6870	76002	
354 NETHRLNDS	722	10257	7646	110209	
366 PORTUGAL			10	129	
400 U STATES	916	9515	2547	30190	
	8706	101538	34472	422832	
COIR AND COIR YARN					3423
100 U KINGDOM	CWT		129	1570	
215 INDIA			3321	29808	
217 CEYLDN	58	710	319	3212	
224 JAMAICA			61	437	
	58	710	3830	35027	
MATS RUGS N O P OF COCOA FIBRE					3424
100 U KINGDOM	SQ YD		213	234	
215 INDIA	4963	2438	65251	38657	
354 NETHRLNDS	944	874	2819	2812	
400 U STATES			834	1209	
	5907	3312	69117	42912	
STRAW OR PAPER CARPETING RUGS					3425
100 U KINGDOM				204	
215 INDIA		670		4063	
223 BARBADOS				102	
224 JAMAICA		146		146	
231 HONG KONG		740		6284	
317 CZECHO S				1963	
347 JAPAN		1171		21568	
372 SPAIN		3030		4000	

IMPORTS INTO CANADA FOR CONSUMPTION

Articles and Countries from which Imported	MONTH OF JULY 1955		SEVEN MONTHS ENDED JULY 1955		Class Number
	Quantities	Values (\$)	Quantities	Values (\$)	
400 U STATES		10073		112364	
VEGETABLE FIBRES FOR BRUSHES		15830		150694	
100 U KINGDOM	CWT				3428
215 INDIA	78	1775	166	2376	
231 HONG KONG	51	566	287	3070	
304 ARGENTINA	131	2979	151	3134	
306 BELGIUM	7	1327	35	5936	
352 MEXICO	270	3807	433	6326	
354 NETHRLNDS	367	12980	1316	48000	
400 U STATES	431	5388	738	9367	
	184	11048	1941	96041	
	1529	39870	5067	174250	
MATS CUT PILE OF COCOA FIBRE	SQ FT				3429
215 INDIA	13472	2299	440126	71016	
354 NETHRLNDS			2874	1000	
	13472	2299	443000	72016	
WASTE FOR FURTHER PREPARATION	CWT				3451
100 U KINGDOM	1016	39545	9756	245342	
215 INDIA	304	9088	2988	51507	
216 PAKISTAN	192	2956	1888	36150	
231 HONG KONG	1121	4588	1121	4588	
234 AUSTRALIA			6	740	
236 NEW ZEAL			46	2325	
306 BELGIUM	188	4286	771	16167	
309 BRAZIL	661	4659	7737	128959	
327 FRANCE			670	7156	
335 GERMANY W	212	2902	1476	20916	
344 ITALY			4073	36116	
347 JAPAN			336	2170	
352 MEXICO	331	1899	960	5234	
354 NETHRLNDS	550	2287	2163	11976	
386 URUGUAY			136	9770	
400 U STATES	27839	231775	201334	1958981	
	32414	303985	235461	2538097	
WASTE FOR WIPING RAGS N O P	CWT				3452
100 U KINGDOM	193	2427	1390	26309	
234 AUSTRALIA	31	1968	86	4944	
306 BELGIUM	173	2663	817	15754	
335 GERMANY W	10	165	749	11082	
347 JAPAN			300	3272	
354 NETHRLNDS	332	4519	733	10510	
400 U STATES	44072	287696	268400	2132775	
	44811	299438	272475	2204646	
WASTE GARNETTED READY FOR USE	LB				3453
100 U KINGDOM	12801	1647	45800	9217	
215 INDIA	8344	890	43234	4712	
216 PAKISTAN			13986	933	
327 FRANCE	500	1011	1232	2492	
335 GERMANY W			33365	2784	
344 ITALY			23933	1610	
347 JAPAN			78744	8198	
354 NETHRLNDS	150	50	150	50	
400 U STATES	50489	10352	863954	133147	
	72284	13950	1104398	163143	
BATTS BATTING WADDING N O P	LB				3454
100 U KINGDOM			230	166	
400 U STATES	27079	15801	57447	40199	
	27079	15801	57677	40365	
FISH NETS NETTINGS COMMERCIAL	LB				3460
100 U KINGDOM	48558	73371	545771	987093	
318 DENMARK			1727	1769	
335 GERMANY W	202	339	8556	11467	
347 JAPAN	10409	24339	362586	478365	
354 NETHRLNDS	4958	7751	38096	56816	
359 NORWAY	125	415	125	415	
400 U STATES	26042	42511	126263	333310	
	90294	148726	1083124	1869235	
FISHING LINES COMMERCIAL	LB				3461
100 U KINGDOM	4664	5568	223848	141861	
306 BELGIUM			6306	1631	
318 DENMARK			8965	1615	
335 GERMANY W	101	387	4924	3923	
347 JAPAN			10714	12542	
352 MEXICO			2206	397	
354 NETHRLNDS	33	73	40549	17660	
359 NORWAY			18433	10396	
400 U STATES	25128	33440	279650	304922	
	29926	39468	595595	494947	
CORDAGE MANILA OVER 1 IN CIRC	LB				3463
100 U KINGDOM	160709	38596	919424	209921	
318 DENMARK	1103	290	5316	1133	
352 MEXICO	12585	1590	35804	4348	
354 NETHRLNDS			10073	2513	
400 U STATES	2485	707	25868	7157	
	176882	41183	996485	225072	
CORDAGE COMMERCIAL FISH NET	LB				3464
100 U KINGDOM	73292	16013	1169006	261722	
306 BELGIUM			102305	23713	
318 DENMARK	11005	2096	163545	31189	
335 GERMANY W			5963	6477	
347 JAPAN			1136	715	
354 NETHRLNDS	8236	1377	169435	33683	
364 PHIL			30551	5927	
389 IRELAND			25081	5344	
400 U STATES	4973	2173	39968	37719	
	97506	21659	1706990	406489	

IMPORTS INTO CANADA FOR CONSUMPTION

Articles and Countries from which Imported	MONTH OF JULY 1955		SEVEN MONTHS ENDED JULY 1955		Class Number
	Quantities	Values (\$)	Quantities	Values (\$)	
CORDAGE OVER 1 INCH NOP	LB				3465
100 U KINGDOM	36636	10216	235257	68012	
327 FRANCE			754	553	
344 ITALY			3705	977	
366 PORTUGAL			2645	342	
400 U STATES	44491	7263	141004	38636	
	81127	17479	383365	108520	
COTTON FABRIC RUBBERIZED	LB				3472
100 U KINGDOM			4439	2066	
400 U STATES	12330	9270	137103	96715	
	12330	9270	141542	98781	
COTTON WINDOW SHADE CLOTH	LB				3473
400 U STATES	700	953	8391	13136	
	700	953	8391	13136	
COTTON FABRICS COATED N O P	LB				3474
100 U KINGDOM	37259	35121	340996	217226	
306 BELGIUM	234	788	399	1238	
327 FRANCE			2985	3463	
335 GERMANY W	100	171	4541	3990	
347 JAPAN	14086	3445	30114	7210	
354 NETHRLNDS			6779	11976	
400 U STATES	190413	194015	1737222	1759369	
	242092	233540	2123036	2004472	
ARTISTS CANVAS COATED PREPARED					3475
100 U KINGDOM				812	
327 FRANCE				193	
354 NETHRLNDS				448	
400 U STATES		2994		13397	
		2994		14850	
CANVAS FLAX FOR TENTS AWNINGS	LB				3476
100 U KINGDOM	3216	2184	33051	22361	
	3216	2184	33051	22361	
FABRICS JUTE COATED	LB				3478
100 U KINGDOM	2179	795	6946	3132	
400 U STATES	20587	6272	108201	40355	
	22766	7067	115147	43487	
FABRICS VEG FIBRE COATED	LB				3479
100 U KINGDOM	3250	2027	21447	14679	
306 BELGIUM			1124	1434	
327 FRANCE			3203	2321	
347 JAPAN			1480	272	
400 U STATES	18686	13160	137223	120476	
	21936	15187	164477	139182	
FABRICS FOR BRATTICE CLOTH	LB				3480
100 U KINGDOM			253709	39134	
400 U STATES			3672	806	
			257381	39940	
FABRICS SILK COATED	LB				3481
400 U STATES	1025	4164	2594	11226	
	1025	4164	2594	11226	
FABRICS WOOL COATED	LB				3483
100 U KINGDOM			1091	2771	
306 BELGIUM	11640	20729	23740	46889	
327 FRANCE			172	865	
400 U STATES	11426	8068	58452	64680	
	23066	28797	83455	115205	
FABRICS SYNTHETIC FIBRE COATED	LB				3484
100 U KINGDOM			5259	3136	
306 BELGIUM	9675	10770	166599	181113	
327 FRANCE			12586	21002	
354 NETHRLNDS			2893	3880	
400 U STATES	124445	222747	862472	1537908	
	134120	233517	1049809	1747039	
OILCLOTH FLOOR LINOLEUM	LB				3485
100 U KINGDOM	3562445	467395	23339693	3111490	
381 ALASKA			300	59	
400 U STATES	1336192	209650	8915889	1563324	
	4898637	677045	32255882	4674873	
OILCLOTH CARRIAGE SHELF TABLE	LB				3486
100 U KINGDOM	3711	1852	61062	40992	
335 GERMANY W			150	98	
400 U STATES	39934	30242	496784	334368	
	43645	32094	557996	375458	
TYPEWRITER RIBBONS	LB				3487
100 U KINGDOM	758	1975	3259	8654	
335 GERMANY W	13	594	13	594	
400 U STATES	359	878	1051	6210	
	1130	3447	4323	15458	
FABRICS COTTON TO COVER RUBBER	LB				3488
100 U KINGDOM	10367	13690	44497	60680	
400 U STATES	1029	1237	3226	4108	
	11396	14927	47723	64788	
CORD TIRE FABRICS SYNTH FIBRE	LB				3489
316 CUBA			103927	68505	
400 U STATES	47887	60504	453256	598851	
	47887	60504	557183	667356	
LACE EMBROIDERIES BOBBINET NOP	LB				3501
100 U KINGDOM	2878	19332	17405	96833	
215 INDIA	22	192	520	3168	
231 HONG KONG	78	469	407	1730	
305 AUSTRIA	18	77	628	2818	
306 BELGIUM	67	881	237	1775	
327 FRANCE	5724	51268	34434	298931	
335 GERMANY W	136	599	1026	5720	
344 ITALY			102	425	
347 JAPAN	5440	4884	9417	17809	

IMPORTS INTO CANADA FOR CONSUMPTION


Articles and Countries from which Imported	MONTH OF JULY 1955		SEVEN MONTHS ENDED JULY 1955		Class Number
	Quantities	Values (\$)	Quantities	Values (\$)	
367 AZORES			253	1537	
373 CANARY IS			566	3042	
376 SWITZRLND	140	1814	2458	18938	
400 U STATES	12552	77627	118692	702682	
	27055	157143	186145	1155408	
CORSETS GIRDLES BRASS SIERES					3510
100 U KINGDOM		1573		5987	
327 FRANCE		117		284	
335 GERMANY W				903	
347 JAPAN		2425		40669	
360 ISRAEL				187	
400 U STATES		63605		671940	
		67720		719970	
BRACES OR SUSPENDERS AND PARTS					3511
100 U KINGDOM		881		9753	
327 FRANCE				184	
335 GERMANY W		969		13840	
344 ITALY				176	
400 U STATES		6046		56371	
		7896		80324	
CHURCH VESTMENTS ANY MATERIAL					3512
100 U KINGDOM		946		9389	
306 BELGIUM		706		2972	
327 FRANCE		7817		47572	
335 GERMANY W				213	
344 ITALY				1226	
376 SWITZRLND				498	
400 U STATES		2558		27789	
		12027		89659	
GARMENTS KNITTED N O P	LB				3514
100 U KINGDOM	168	1810	796	6583	
305 AUSTRIA			15	176	
400 U STATES	36	685	521	2215	
	204	2495	1332	8974	
GLOVES MITTS AND MITTENS N O P	DZ PR				3515
100 U KINGDOM			411	2335	
327 FRANCE			64	764	
344 ITALY	53	317	53	317	
347 JAPAN			19	105	
400 U STATES	511	3444	5113	34118	
	564	3761	5660	37639	
BERETS OF WOOL KNITTED FULLED	D0Z				3516
100 U KINGDOM	1253	5872	5253	25319	
327 FRANCE			428	1833	
344 ITALY			18	221	
400 U STATES			84	853	
	1253	5872	5783	28226	
CAPS BONNETS BERETS N O P	D0Z				3517
100 U KINGDOM	655	5302	17925	84617	
224 JAMAICA			38	468	
306 BELGIUM			35	292	
317 CZECHO S			300	993	
321 ECUADOR			30	146	
327 FRANCE	506	2195	1675	6760	
335 GERMANY W	185	668	1416	5384	
344 ITALY	461	4058	1291	9747	
347 JAPAN	1211	2051	29449	48714	
359 NORWAY			48	445	
376 SWITZRLND	99	1097	158	1678	
400 U STATES	11439	80285	65185	391934	
	14556	95656	117550	551178	
HATS OF FUR FELT MENS	D0Z				3518
100 U KINGDOM	44	1974	694	31756	
306 BELGIUM			23	983	
327 FRANCE	2	216	2	216	
344 ITALY			232	17168	
400 U STATES	14	1069	67	3948	
	60	3259	1018	54071	
HATS OF WOOL FELT	D0Z				3519
100 U KINGDOM	56	752	168	2506	
400 U STATES	167	3457	849	14017	
	223	4209	1017	16523	
HATS OF FUR FELT WOMENS	D0Z				3520
100 U KINGDOM	15	507	247	10552	
305 AUSTRIA			63	2347	
327 FRANCE	40	2460	675	14718	
344 ITALY			54	1096	
376 SWITZRLND	11	1169	21	1831	
400 U STATES	168	9129	291	14613	
	234	13265	1351	45157	
HATS N O P	D0Z				3521
100 U KINGDOM	42	2290	453	13850	
224 JAMAICA			62	746	
231 HONG KONG			40	188	
305 AUSTRIA			5	286	
327 FRANCE	217	7995	440	26559	
335 GERMANY W			58	658	
344 ITALY	7	60	1031	8753	
347 JAPAN			1278	1345	
352 MEXICO			292	393	
354 NETHRLNDS	4	390	19	1909	
366 PORTUGAL			56	224	
376 SWITZRLND	51	1056	370	14609	
383 HAWAII			5	129	
400 U STATES	2121	49228	32442	662638	
	2442	61019	36551	732287	

IMPORTS INTO CANADA FOR CONSUMPTION

Articles and Countries from which Imported	MONTH OF JULY 1955		SEVEN MONTHS ENDED JULY 1955		Class Number	
	Quantities	Values (\$)	Quantities	Values (\$)		
FIREMENS SAFETY HELMETS					3522	
100 U KINGDOM				1890		
400 U STATES		51817		289154		
				291044		
KNITTED GOODS N O P	LB				3524	
100 U KINGDOM	50	451	873	2411		
376 SWITZRLND	258	737	258	737		
400 U STATES	3128	10249	79569	157959		
	3436	11437	80700	161107		
UNDERWEAR N O P KNITTED	LB				3525	
CHENILLE YARNS AND CORDS	LB				3548	
400 U STATES			643	905		
			643	905		
USED BAGS OF VEGETABLE FIBRE					3550	
354 NETHRLNDS				1940		
400 U STATES		10444		77735		
				79675		
BELTING N O P	LB				3551	
100 U KINGDOM	422	484	5437	7890		
335 GERMANY W	78	465	1112	1598		
400 U STATES	5674	7358	35120	50785		
	6174	8307	41669	60273		
BLANKETS FOR PRINTING PRESSES					3552	
100 U KINGDOM		2209		11759		
384 P RICO				1595		
400 U STATES		25594		239622		
				252976		
BRAIDS CORDS FRINGES NOP					3553	
100 U KINGDOM		1474		13448		
234 AUSTRALIA				102		
327 FRANCE		1289		8123		
335 GERMANY W		978		4883		
344 ITALY				514		
347 JAPAN		1109		1801		
376 SWITZRLND				2073		
400 U STATES		39427		387854		
		44277		418798		
CARPETS N O P	SQ FT				3554	
100 U KINGDOM	36586	8794	165897	44559		
215 INOIA	24114	9440	122429	65242		
231 HONG KONG			27611	7825		
306 BELGIUM	194478	46134	956282	229824		
327 FRANCE		7582		4743		
344 ITALY	26248	8488	78510	19236		
347 JAPAN	7500	3118	42202	55103		
354 NETHRLNDS	3463	771	26176	6638		
372 SPAIN	646	122	646	122		
376 SWITZRLND			1941	333		
400 U STATES	202904	89454	1776658	682589		
	503521	171064	3585754	1116214		
CRAPES BLACK MOURNING						3556
CURTAINS N O P					3557	
100 U KINGDOM		309		2913		
400 U STATES		1799		12665		
				2108		
FELT ADHESIVE FOR VESSELS					3558	
100 U KINGDOM				2389		
				2389		
HAT BRAIDS NOT OVER 6 INCHES					3559	
231 HONG KONG				230		
313 CHINA				41951		
344 ITALY		729		7801		
376 SWITZRLND		14923		210680		
400 U STATES		235		65513		
				15887		
HAT SWEATS CAP PEAKS AND BANDS					3560	
100 U KINGDOM		69		3636		
306 BELGIUM		306		1165		
376 SWITZRLND				2688		
400 U STATES		18124		274970		
				18499		
HOODS AND SHAPES OF FUR FELT	DOZ				3561	
100 U KINGDOM			75	1846		
317 CZECHO S	586	10730	2085	35524		
327 FRANCE	1124	13968	6585	81599		
344 ITALY	3085	36606	8873	103031		
400 U STATES	130	2829	1604	30532		
	4925	64133	19222	252532		
HOODS AND SHAPES OF WOOL FELT	DOZ				3562	
344 ITALY	71	920	71	920		
400 U STATES			8	248		
	71	920	79	1168		
HOODS AND SHAPES KNITTED	DOZ				3563	
317 CZECHO S	45	857	66	1369		
321 ECUADOR			655	8114		
344 ITALY	47	161	4410	27382		
347 JAPAN	280	649	984	3298		
352 MEXICO			348	365		
355 INDONESIA			3000	1512		
376 SWITZRLND			524	7585		
393 TAIWAN			237	913		
400 U STATES	357	1237	13928	111259		
	729	2904	24152	161797		

IMPORTS INTO CANADA FOR CONSUMPTION

Articles and Countries from which Imported	MONTH OF JULY 1955		SEVEN MONTHS ENDED JULY 1955		Class Number
	Quantities	Values (\$)	Quantities	Values (\$)	
HOODS AND SHAPES N O P	DUZ				3564
100 U KINGDOM	37	1064	42	1121	
317 CZECHO S			159	2927	
327 FRANCE	26	722	33	1258	
344 ITALY			817	3599	
376 SWITZRLND	24	304	789	11754	
400 U STATES	611	4263	3824	25063	
	698	6353	5664	45722	
MATERIALS FOR HAT BRAIDS					3565
376 SWITZRLND				565	
400 U STATES				1889	
				2454	
SURGICAL DRESSINGS					3566
100 U KINGDOM		40210		206196	
335 GERMANY W				2322	
400 U STATES		46966		378953	
		87176		587471	
ELASTIC WEBBING WOVEN FOR MFRS	LB				3567
100 U KINGDOM	392	855	4774	8033	
335 GERMANY W	25	103	1476	4091	
344 ITALY	554	1216	4773	8392	
347 JAPAN	2807	2548	4065	4086	
354 NETHRLNDS	50	284	665	1556	
400 U STATES	3575	10359	40485	119975	
	7403	15365	56238	146133	
ELASTIC WEBBING WOVEN N O P	LB				3568
100 U KINGDOM	393	574	4063	6833	
327 FRANCE			36	70	
335 GERMANY W			2818	3847	
344 ITALY	1510	3080	9236	20833	
347 JAPAN	13146	9479	92931	61125	
354 NETHRLNDS	53	99	2223	4629	
400 U STATES	6347	11353	42243	83768	
	21449	24585	153550	181105	
WINDOW SHADES ON ROLLERS N O P					3569
347 JAPAN				269	
400 U STATES		715		7312	
		715		7581	
CORDED RIBBONS FOR MENS HATS	LB				3570
400 U STATES	1957	8919	18440	86275	
	1957	8919	18440	86275	
NONELASTIC FABRICS FOR GARTERS	LB				3571
100 U KINGDOM	83	132	105	186	
400 U STATES			138	191	
	83	132	243	377	
FABRICS FOR CARD CLOTHING	LB				3572
100 U KINGDOM	333	392	2062	2534	
400 U STATES	344	677	2683	5133	
	677	1069	4745	7667	
FIBRE OR TEXTILE PRODUCTS NOP					3573
100 U KINGDOM		2596		13206	
344 ITALY				1561	
400 U STATES		5428		43469	
		8024		58236	
BRAIDED CORD 1 IN CIRC OR LESS	LB				3574
100 U KINGDOM	245	793	1370	2124	
400 U STATES	9566	4012	62921	38298	
	9811	4805	64291	40422	
ELASTIC WEBBING BRAIDED	LB				3576
100 U KINGDOM	610	735	5608	7574	
335 GERMANY W			493	907	
344 ITALY			1046	2140	
347 JAPAN	7028	4010	42981	27985	
354 NETHRLNDS			394	769	
360 ISRAEL			872	679	
400 U STATES	2874	7669	34023	87137	
	10512	12414	85417	127191	



IMPORTS INTO CANADA FOR CONSUMPTION

Articles and Countries from which Imported	MONTH OF JULY 1955		SEVEN MONTHS ENDED JULY 1955		Class Number
	Quantities	Values (\$)	Quantities	Values (\$)	
<u>GROUP 4</u>					
<u>WOOD WOOD PRODUCTS AND PAPER</u>					
CANE REED OR RATTAN					4002
215 INDIA				4299	
231 HONG KONG		1611		4367	
335 GERMANY W		2210		8072	
347 JAPAN		166		1342	
354 NETHRLNDS				1228	
364 PHIL		4639		4639	
400 U STATES		714		18457	
		9340		42404	
OSIERS WILLOWS AND BAMBOOS					4003
215 INDIA				364	
231 HONG KONG				316	
304 ARGENTINA		298		977	
347 JAPAN				6244	
354 NETHRLNDS		1194		1194	
393 TAIWAN				306	
400 U STATES		601		3900	
		2093		13301	
CORKWOOD UNMANUFACTURED					4011
366 PORTUGAL		745		3581	
400 U STATES		988		2692	
		1733		6273	
FENCE POSTS					4021
400 U STATES	NO				
		3605	33044	7780	
		3605	33044	7780	
HICKORY BILLETS					4022
400 U STATES		8100		86227	
		8100		86227	
POLES TELEGRAPH AND PILING					4024
400 U STATES	NO				
		8252	46465	668909	
		8252	46465	668909	
RAILWAY TIES					4025
400 U STATES	NO				
		10669	66363	203970	
		10669	66363	203970	
LOGS ROUND UNMANUFACTURED NOP					4026
400 U STATES	M FT				
		4400	78087	4055853	
		4400	78087	4055853	
HANDLE SHINGLE BOLTS FELLOES					4032
400 U STATES		6495		65330	
		6495		65330	
HUB LAST WAGON OAR GUN BLOCKS					4033
327 FRANCE				526	
400 U STATES		10994		216570	
		10994		217096	
WOOD TEN PIN BLOCKS ROUGH					4034
TEAK AMARANTH TROPICAL WOODS					4041
100 U KINGDOM				1178	
210 G COAST				8389	
217 CEYLON				225	
221 B GUIANA		513		3450	
234 AUSTRALIA		5291		22284	
309 BRAZIL				496	
311 BURMA				4700	
321 ECUADOR		135		947	
337 GUATEMALA		3718		12686	
339 HONDURAS		2218		2218	
363 PERU				7571	
371 THAILAND				2237	
400 U STATES		20674		125858	
		32549		192239	
ASH WHITE					4042
400 U STATES	M FT				
		216	815	128010	
		216	815	128010	
CEDAR					4043
400 U STATES	M FT				
		134	1130	162914	
		134	1130	162914	
CHESTNUT					4044
400 U STATES	M FT				
			34	3742	
			34	3742	
FIR					4045
381 ALASKA				88	
400 U STATES	M FT				
		3971	22422	2002149	
		3971	22423	2002237	
GUMWOOD					4046
400 U STATES	M FT				
		16	88	12956	
		16	88	12956	
HEMLOCK					4047
400 U STATES	M FT				
		382	1702	121368	
		382	1702	121368	
HICKORY					4048
400 U STATES	M FT				
		24	176	26213	
		24	176	26213	
MAHOGANY					4049
210 G COAST				85583	
222 B HOND		118	283	67156	
234 AUSTRALIA		1	1	192	
327 FRANCE				852	
328 FR AFRICA				67750	
337 GUATEMALA				3108	
347 JAPAN		216	923	157359	

IMPORTS INTO CANADA FOR CONSUMPTION

Articles and Countries from which Imported	MONTH OF JULY 1955		SEVEN MONTHS ENDED JULY 1955		Class Number
	Quantities	Values (\$)	Quantities	Values (\$)	
352 MEXICO			15	4 720	
361 PANAMA			9	2 214	
363 PERU			9	2 659	
364 PHIL			113	2 0019	
400 U STATES	46	8 385	1 045	24 4096	
	425	8 7123	3 468	65 5708	
OAK	M FT				4050
347 JAPAN	57	1 5531	79	2 0413	
400 U STATES	4030	5 33038	2 6509	34 56250	
	4087	5 48569	2 6588	34 76663	
PINE SOUTHERN YELLOW OR PITCH	M FT				4051
400 U STATES	377	5 6491	1 847	29 6538	
	377	5 6491	1 847	29 6538	
PINE WHITE OR OTHER N O P	M FT				4052
309 BRAZIL	23	4 565	1 370	19 2776	
339 HONDURAS	30	3 801	64	8 070	
381 ALASKA			2	232	
400 U STATES	3 573	3 10819	14 323	12 12913	
	3 626	3 19185	15 759	14 13991	
POPLAR	M FT				4053
400 U STATES	163	18 684	1 593	19 6502	
	163	18 684	1 593	19 6502	
REDWOOD	M FT				4054
400 U STATES	29	4 124	651	11 7232	
	29	4 124	651	11 7232	
WALNUT	M FT				4055
400 U STATES	158	5 1018	785	22 4975	
	158	5 1018	785	22 4975	
LUMBER AND TIMBER HARDWOOD N O P	M FT				4056
100 U KINGDOM			1	303	
347 JAPAN	69	12 647	160	28 873	
381 ALASKA	5	207	5	207	
400 U STATES	1248	13 2131	6335	74 7497	
	1322	14 4985	6501	77 6880	
LUMBER AND TIMBER N O P	M FT				4057
381 ALASKA	18	903	18	903	
400 U STATES	1 397	8 7448	3 988	26 7695	
	1 415	8 8351	4 006	26 8598	
HARDWOOD FLOORING	M FT				4058
400 U STATES	1 996	30 1396	11 643	17 14398	
	1 996	30 1396	11 643	17 14398	
PINE PONDEROSA AND SUGAR	M FT				4059
400 U STATES	2 491	28 9812	1 2273	13 85532	
	2 491	28 9812	1 2273	13 85532	
LATHS	M				4071
PICKETS PLAIN	M				4072
PLYWOOD GLUED OR CEMENTED					4073
100 U KINGDOM				181	
211 NIGERIA				3 607	
234 AUSTRALIA				332	
326 FINLAND		822		28 714	
327 FRANCE		35 133		15 4074	
335 GERMANY W		5 422		60 163	
347 JAPAN		15 0650		79 4180	
360 ISRAEL				4 097	
364 PHIL				1 668	
365 POLAND				2 060	
366 PORTUGAL				1 064	
375 SWEDEN		1 504		4 3838	
400 U STATES		1 5044		14 8307	
		20 8575		124 2288	
SHINGLES OF WOOD	SQ				4074
400 U STATES	1 136	8 271	11 850	7 6743	
	1 136	8 271	11 850	7 6743	
VENEERS OF ROSEWOOD ETC					4075
327 FRANCE				28 454	
364 PHIL		5 211		11 702	
400 U STATES		19 629		23 027	
		24 840		27 1083	
VENEERS OF WOOD N O P					4076
100 U KINGDOM				986	
307 BEL CONGO				3 818	
327 FRANCE				508	
400 U STATES		6 6322		49 665	
		6 6322		50 4975	
VENEERS OF WOOD TAPED JOINTED					4077
400 U STATES		5 016		35 300	
		5 016		35 300	
VENEERS AUSTRALIAN BLACKWOOD					4078
400 U STATES				11 513	
				11 513	
PLYWOOD FACED WITH METAL					4079
400 U STATES		193		8 885	
		193		8 885	
BARK CRUDE FOR TANNERS USE	CWT				4081
FUELWOOD	CORD				4082
400 U STATES	246	1 417	862	5 886	
	246	1 417	862	5 886	
PULPWOOD	CORD				4083
400 U STATES	6 986	11 5909	7 2607	12 67106	
	6 986	11 5909	7 2607	12 67106	
SAWDUST AND WOOD FLOUR					4084
400 U STATES		20 323		12 6171	
		20 323		12 6171	

IMPORTS INTO CANADA FOR CONSUMPTION

71

Articles and Countries from which Imported	MONTH OF JULY 1955		SEVEN MONTHS ENDED JULY 1955		Class Number
	Quantities	Values (\$)	Quantities	Values (\$)	
BARRELS EMPTY SLACK 400 U STATES	N0 450	178	1603	819	4090
BARRELS EMPTY TIGHT 100 U KINGDOM 359 NORWAY 400 U STATES	N0 13894	38187	156784	479592	4091
STAVES HEADINGS POPLAR ROUGH			157356	480909	4093
STAVES OAK SAWN SPLIT OR CUT 400 U STATES	M 84	22617	935	221385	4094
STAVES ROUGH SAWN N O P	M 84	22617	935	221385	4095
STAVES 5 EIGHTHS INCH OR OVER	M				4096
STAVES N O P 100 U KINGDOM 400 U STATES	M 8 43	188 2494	87 1093	1950 64925	4097
WOODEN PAILS AND TUBS 400 U STATES	51	2682	1180	66875	4098
HOOPS HEADS AND LINERS OF WOOD 100 U KINGDOM 400 U STATES		382 13803		2845 117535	4099
CORK SLABS BOARDS TILES N O P 100 U KINGDOM 318 DENMARK 353 MOROCCO 366 PORTUGAL 372 SPAIN 400 U STATES		160 4895 4099 9098 31418 44661		7264 33485 12274 78832 160204 252253	4101
CORKS THREE FOURTHS IN OR LESS 366 PORTUGAL 372 SPAIN 400 U STATES	LB 175	413	6692	9283	4102
CORKS OVER THREE FOURTHS INCH 366 PORTUGAL 372 SPAIN 400 U STATES	LB 60 235	499 912	127 7483	895 11910	4103
CORK SLABS BOARDS FOR MFRS 100 U KINGDOM 353 MOROCCO 366 PORTUGAL 372 SPAIN 400 U STATES		21030 89483 121651		3420 23347 196049 847850 1012499	4104
MANUFACTURES OF CORKWOOD N O P 100 U KINGDOM 327 FRANCE 335 GERMANY W 344 ITALY 354 NETHRLNDS 366 PORTUGAL 372 SPAIN 400 U STATES		11663 3940 12770 25894		26529 321 23357 107 1165 73067 39390 193531	4105
BICYCLE RIM STRIPS OF MAPLE		54267		357467	4111
BILLETS OF WOOD FOR BATS 400 U STATES		1881		29301	4112
GUN STOCKS OF WALNUT ROUGH		1881		29301	4113
WOOD HANDLES FOR AGRIC IMPL 400 U STATES		24473		203087	4114
HANDLES OF WOOD N O P 100 U KINGDOM 335 GERMANY W 375 SWEDEN 400 U STATES		66 21509		928 2373 118 228487	4118
SHAFTS OR HEADS FOR GOLF CLUBS 400 U STATES		21575		231906	4119
LASTS OF WOOD 100 U KINGDOM 400 U STATES		1238 1752		7823 26772	4120
MEXICAN SADDLE TREES STIRRUPS 400 U STATES		1752		33942	4121
SPOKES HICKORY OAK ROUGH 400 U STATES		1544		7467	4122
WALKING STICKS AND CANES 100 U KINGDOM 216 PAKISTAN 327 FRANCE		755		244 244 5083 176 185	4125

IMPORTS INTO CANADA FOR CONSUMPTION

Articles and Countries from which Imported	MONTH OF JULY 1955		SEVEN MONTHS ENDED JULY 1955		Class Number
	Quantities	Values (\$)	Quantities	Values (\$)	
335 GERMANY W				2164	
347 JAPAN				1396	
400 U STATES		238		3096	
SULPHITE PULP BL DISSOLVING		993		12100	
400 U STATES	CWT				4130
	4026	29917	16976	165742	
SODA PULP					
	4026	29917	16976	165742	
SULPHITE PULP UNBLEACHED	CWT				4132
400 U STATES	23071	122765	371124	1984675	
SULPHITE PULP BLEACHED N O P					
400 U STATES	23071	122765	371124	1984675	
	CWT				4133
	10980	72284	132650	846023	
	10980	72284	132650	846023	
SULPHATE OR KRAFT PULP	CWT				4134
400 U STATES	23760	138627	147444	883249	
	23760	138627	147444	883249	
WOOD PULP MECHANICAL	CWT				4135
PULP OF STRAW OR VEG FIBRE NOP	CWT				4136
100 U KINGDOM			36	699	
400 U STATES	5112	54801	36321	266539	
	5112	54801	36357	267238	
BOBBINS SHUTTLES AND SPOOLS					
100 U KINGDOM		722		5083	
335 GERMANY W				2271	
376 SWITZRLND		2012		8216	
400 U STATES		21696		185614	
		24430		201184	
CASKETS COFFINS AND METAL PTS					
400 U STATES		19198		192522	
		19198		192522	
CHARCOAL MADE FROM WOOD	TON				4143
400 U STATES	76	6009	830	58771	
	76	6009	830	58771	
CHURNS N O P WASHBOARDS					
100 U KINGDOM		112		873	
335 GERMANY W		334		4604	
375 SWEDEN		182		872	
400 U STATES		804		7120	
		1432		13469	
CLOTHES PINS AND PARTS	GROSS				4145
100 U KINGDOM				1388	
318 DENMARK	7470	2763	33585	12251	
335 GERMANY W	560	224	760	290	
347 JAPAN			500	184	
354 NETHRLNDS	8000	2434	18000	5452	
375 SWEDEN	4000	1395	32367	11877	
400 U STATES			688	951	
	20030	6816	85900	32393	
CRUTCHES OR STAFFS					
400 U STATES		1175		11202	
		1175		11202	
CURTAIN STRETCHERS					
400 U STATES		60		3707	
		60		3707	
DOORS WOOD 6 FT X 2 FT OR OVER	NO				4146
100 U KINGDOM	1350	7093	1853	9699	
326 FINLAND			725	3000	
335 GERMANY W	530	2471	5753	7890	
354 NETHRLNDS	300	1936	3460	1692	
372 SPAIN			100	32	
375 SWEDEN			650	471	
389 IRELAND			1933	8663	
400 U STATES	1428	14341	7951	126038	
	3608	25841	22425	248260	
EXCELSIOR OR WOOD WOOL					
400 U STATES				6126	
				6126	
FIBRE AND MANUFACTURES N O P					
100 U KINGDOM		56		7035	
306 BELGIUM		1850		1850	
344 ITALY		265		265	
375 SWEDEN		51		3547	
400 U STATES		82812		538928	
		85034		551625	
FURNITURE MAINLY OF WOOD					
100 U KINGDOM		14141		79112	
207 UN SO AFR				300	
215 INDIA		96		1728	
218 MALAYA				55	
223 BARBADOS				561	
224 JAMAICA		82		82	
231 HONG KONG		5225		36152	
305 AUSTRIA				491	
306 BELGIUM				10099	
316 CUBA				111	
317 CZECHO S		6531		36725	
318 DENMARK		12746		53047	
327 FRANCE		983		12283	
335 GERMANY W		7483		29069	
338 HAITI				144	
344 ITALY		2721		14385	
347 JAPAN		3438		11118	
352 MEXICO		142		1943	

IMPORTS INTO CANADA FOR CONSUMPTION

Articles and Countries from which Imported	MONTH OF JULY 1955		SEVEN MONTHS ENDED JULY 1955		Class Number
	Quantities	Values (\$)	Quantities	Values (\$)	
354 NETHRLNDS		2595		16112	
359 NORWAY		107		19432	
361 PANAMA				188	
363 PERU		81		461	
365 POLAND		3320		7871	
372 SPAIN		81		81	
375 SWEDEN		2612		13765	
376 SWITZRLND		146		874	
383 HAWAII				772	
387 VENEZUELA				75	
388 YUGO SLAV		3102		3325	
400 U STATES		348121		2618423	
MATCHES OF WOOD		413753		2968784	
100 U KINGDOM				557	4152
344 ITALY		227		1299	
375 SWEDEN		3387		17026	
400 U STATES		2636		26556	
MOULDINGS OF WOOD		6250		45438	
317 CZECHO S				389	4153
335 GERMANY W		527		1344	
400 U STATES		3665		40651	
SKIS RACQUETS AND FRAMES BATS		4192		42384	
100 U KINGDOM		9058		33952	4154
215 INDIA		143		2703	
216 PAKISTAN		2516		25982	
234 AUSTRALIA				7747	
305 AUSTRIA		138		1760	
306 BELGIUM		467		4793	
317 CZECHO S				919	
318 DENMARK				1103	
327 FRANCE				91	
335 GERMANY W		2068		7797	
347 JAPAN		778		5967	
354 NETHRLNDS				2434	
359 NORWAY				2324	
376 SWITZRLND		88		252	
400 U STATES		6128		73462	
WINDOW SASH OF WOOD		21384		171286	
400 U STATES		5414		37492	4155
WOOD BOXES CRATES AND SHOOKS		5414		37492	
100 U KINGDOM				318	4156
335 GERMANY W				1115	
347 JAPAN		697		2751	
390 GERMANY E				786	
400 U STATES		6022		129525	
MANUFACTURES OF WOOD N O P		6719		134495	
100 U KINGDOM		48870		210479	4157
203 B E AFR		116		5080	
215 INDIA				265	
217 CEYLON		375		1333	
225 TRINIDAD		114		114	
231 HONG KONG		406		5023	
305 AUSTRIA		212		556	
306 BELGIUM		122		2318	
316 CUBA		95		95	
317 CZECHO S				2525	
318 DENMARK		643		1518	
326 FINLAND				160	
327 FRANCE		1358		16652	
335 GERMANY W		7273		73083	
338 HAITI				329	
344 ITALY		3305		16715	
347 JAPAN		17523		100637	
352 MEXICO		243		558	
354 NETHRLNDS		4165		8765	
359 NORWAY		252		1268	
372 SPAIN		128		959	
375 SWEDEN		10648		42552	
376 SWITZRLND		268		31899	
381 ALASKA				50	
390 GERMANY E		917		4310	
393 TAIWAN				301	
400 U STATES		267124		1482265	
BOWLS TRAYS AND DISHES OF WOOD		364157		2009809	
100 U KINGDOM		881		1149	4158
215 INDIA				155	
231 HONG KONG				132	
306 BELGIUM				84	
317 CZECHO S				3669	
318 DENMARK				434	
327 FRANCE		2793		6155	
335 GERMANY W		202		3769	
338 HAITI		331		1665	
344 ITALY		417		793	
347 JAPAN		4546		30524	
366 PORTUGAL		99		99	
375 SWEDEN				1264	
400 U STATES		2139		21091	
		11408		70983	

IMPORTS INTO CANADA FOR CONSUMPTION

Articles and Countries from which Imported	MONTH OF JULY 1955		SEVEN MONTHS ENDED JULY 1955		Class Number
	Quantities	Values (\$)	Quantities	Values (\$)	
PLAYING CARD STOCK 400 U STATES	LB 24654	4638	226942	50456	4159
CONT BOARD FOR MOIST OILY FOOD 400 U STATES	LB 24654	4638	226942	50456	4160
CARD STOCK BRISTOL BOARD N O P 354 NETHRLNDS 400 U STATES	LB 914215	85223	7094865	630693	4161
CHIPBOARD NEWS BOARD 400 U STATES	LB 9409	2010	11617	2585	4162
LEATHER BOARD LEATHEROID MFRS 100 U KINGDOM 335 GERMANY W 400 U STATES	LB 40917	6867	421097	70502	4163
MILLBOARD AND BINDERS BOARD 100 U KINGDOM 400 U STATES	LB 50326	8877	432714	73087	4164
PULPBOARD FOR MFR OF WALLBOARD 400 U STATES	LB 239061	20813	2161670	172847	4165
PULPBOARD TO WRAP ROLLS PAPER 400 U STATES	LB 239061	20813	2161670	172847	4166
STRAWBOARD N O P 400 U STATES	LB 8315	1056	74461	13700	4167
PULP BOARD FOR CONTAINERS 400 U STATES	LB 37458	4493	270862	54423	4168
BUILDING AND INSULATING BOARD 100 U KINGDOM 326 FINLAND 352 MEXICO 375 SWEDEN 383 HAWAII 400 U STATES	LB 45773	5549	345397	68265	4169
PULPBOARD OTHER FIBREBOARD NOP 100 U KINGDOM 306 BELGIUM 318 DENMARK 354 NETHRLNDS 375 SWEDEN 400 U STATES	LB 276	132	276	132	4170
ELECTRIC INSULATING PRESSBOARD 100 U KINGDOM 376 SWITZRLND 400 U STATES	LB 276668	19600	3507239	281240	4171
FELTBOARD ROOF FELT NOT COATED 400 U STATES	LB 276944	19732	3507515	281372	4172
PRESSBOARD N O P 100 U KINGDOM 400 U STATES	LB 3852970	190916	28699026	1451800	4173
SHOEBOARDS 100 U KINGDOM 306 BELGIUM 335 GERMANY W 400 U STATES	LB 702013	38909	2006065	113396	4174
PAPERBOARD FOR SHOEBOARDS 400 U STATES	LB 702013	38909	2006065	113396	4175
GYPNUM BOARD LATH ROCK LATH 400 U STATES	LB 86897	5321	194912	12232	4176
ENAMELLED PAPER 400 U STATES	LB 86897	5321	194912	12232	4177
CARBON PAPER 100 U KINGDOM 335 GERMANY W 400 U STATES	LB 2747654	158791	18249857	1053729	4178
ROTOGRAVURE PRINTING PAPER 400 U STATES	LB 2747654	158791	18249857	1053729	4179
BOOK PAPER FOR PERIODICALS 400 U STATES	LB 13220	1972	217716	26334	4180
BOOK PRINTING LITHO PAPER NOP 100 U KINGDOM 328 FR AFRICA 400 U STATES	LB 261033	10333	1017504	37725	4181
BOOK PRINTING PAPER COATED NOP 400 U STATES	LB 76924	3442	167336	7077	4182
	LB 216427	9069	878985	41224	4183
	LB 44288	5536	44288	5536	
	LB 3172643	324121	23366175	2469120	
	LB 3784535	354473	25692004	2587016	
	LB 20004	4229	58477	13219	
			6229	1288	
			1563	110	
			3292	605	
			29760	2370	
			3449873	538152	
			3549194	555744	
	LB 39868	10286	63606	16409	
			983	277	
			652963	163121	
			717552	179807	
	LB 997721	39555	4047249	131200	
			4047249	131200	
	LB 123869	28391	1218	336	
			640027	155768	
			641245	156104	
	LB 1575	309	12396	3252	
			4440	911	
			10345	1584	
			411443	120957	
			438624	126704	
	LB 53209	8494	362930	59503	
			362930	59503	
	LB 135050	2535	1207722	20871	
			1207722	20871	
	LB		347	85	
			347	85	
	LB 2075	2252	24331	27646	
			207	55	
			259728	180498	
			284266	208199	
	LB				
	LB 63852	5176	512719	45799	
			512719	45799	
	LB 268011	42908	13018	2573	
			35743	4150	
			2556544	447793	
			2605305	454516	
	LB 223173	54195	1762657	403292	
			1762657	403292	

IMPORTS INTO CANADA FOR CONSUMPTION

Articles and Countries from which Imported	MONTH OF JULY 1955		SEVEN MONTHS ENDED JULY 1955		Class Number
	Quantities	Values (\$)	Quantities	Values (\$)	
COATED PAPERS FOR PERIODICALS 100 U KINGDOM 400 U STATES	LB 12714	1515	53887 2146633	6627 233080	4184
COVER PAPERS NOT PASTED COATED 100 U KINGDOM 400 U STATES	LB 5706 12102 17808	3801 3120 6921	50458 199549 250007	28005 43703 71708	4185
COVER PAPERS PASTED COATED 100 U KINGDOM 400 U STATES	LB 13230 13230	5337 5337	1772 205750 207522	1264 66681 67945	4186
SURFACE COATED PAPER N O P 100 U KINGDOM 318 DENMARK 335 GERMANY W 376 SWITZRLND 400 U STATES	LB 3050 142846 145896	1643 69803 71446	84548 772 2776 280 1066854 1155230	76917 88 2207 688 443914 523814	4187
NEWSPRINT PAPER	LB				4188
WAXED PAPER IN PACKAGE FORM	LB				4189
WAXED PAPER FOR WRAPPING N O P 100 U KINGDOM 400 U STATES	LB 3632 25647 29279	1440 7803 9243	6753 475791 482544	3061 105482 108543	4190
GREASEPROOF AND GLASSINE PAPER 100 U KINGDOM 335 GERMANY W 400 U STATES	LB 90224 90224	18749 18749	1075 5732 458955 465762	473 1171 109319 110963	4191
TISSUE WRAPPING PAPER 100 U KINGDOM 305 AUSTRIA 400 U STATES	LB 331 58801 59132	145 7606 7751	472 331 219320 220123	292 145 33213 33650	4192
VEGETABLE PARCHMENT PAPER 100 U KINGDOM 306 BELGIUM 400 U STATES	LB 27432 27432	8074 8074	36314 4000 56160 96474	7723 894 19585 28202	4193
WRAPPING PAPER KRAFT 400 U STATES	LB 254075 254075	26401 26401	2877769 2877769	287012 287012	4195
WRAPPING PAPER OILED COATED 100 U KINGDOM 354 NETHRLNDS 375 SWEDEN 400 U STATES	LB 5240 47960 53200	1082 7481 8563	5240 17670 5512 293402 321824	1082 2650 831 71985 76548	4196
WRAPPING PAPER ALL KINDS N O P 100 U KINGDOM 335 GERMANY W 400 U STATES	LB 202827 202827	34864 34864	2145 650 658239 661034	551 122 118414 119087	4197
DUPLEX BACKING PAPER 400 U STATES	LB 20384 20384	8685 8685	423979 423979	175270 175270	4198
IMITATION PARCHMENT WRAPPING 400 U STATES	LB		10809	1102	4199
WRAPPER SHEETS AND HEADS 400 U STATES	LB 9933 9933	1001 1001	58283 58283	5726 5726	4200
BOND AND LEDGER PAPERS UN CUT 100 U KINGDOM 400 U STATES	LB 150666 150666	33259 33259	3784 1281077 1284861	1244 231816 233060	4201
ENVELOPES 100 U KINGDOM 318 DENMARK 344 ITALY 359 NORWAY 400 U STATES	M 771 771	4838 4838	92 60 106 200 10033 10491	664 125 1030 350 51756 53925	4202
ONION SKIN AND MANIFOLD PAPER 100 U KINGDOM 335 GERMANY W 400 U STATES	LB 33639 33639	27389 27389	5982 10329 211115 227426	2928 4849 154731 162508	4203
BOXED PAPER AND PAPERETRIES 100 U KINGDOM 327 FRANCE 376 SWITZRLND 400 U STATES	LB 2753 32797 35550	4018 20685 24703	8359 179 2027 104643 115208	10552 178 1410 67078 79218	4204
HAND MADE PAPER 40 C OR OVER 100 U KINGDOM 344 ITALY	LB 2436 2436	1582 1582	4036 1780 5816	3120 745 3865	4205
WASTE PAPER 400 U STATES	CWT 57315 57315	118002 118002	557703 557703	889759 889759	4209
ELECTRIC CABLE INSULATG PAPER 400 U STATES	LB 278534 278534	115149 115149	1790796 1790796	765395 765395	4210

IMPORTS INTO CANADA FOR CONSUMPTION

Articles and Countries from which Imported	MONTH OF JULY 1955		SEVEN MONTHS ENDED JULY 1955		Class Number
	Quantities	Values (\$)	Quantities	Values (\$)	
PICTOGRAPHERS PAPERS					
100 U KINGDOM		3207		41896	4211
306 BELGIUM		4864		41854	
335 GERMANY W		19942		43265	
347 JAPAN				207	
354 NETHRLNDS				80	
376 SWITZRLND				1061	
400 U STATES		198923		1363383	
		226936		1491746	
BLOTTING PAPER NOT PRINTED	LB				4212
100 U KINGDOM			1812	769	
400 U STATES	20437	4917	194768	52250	
	20437	4917	196580	53019	
CIGARETTE PAPER UNGUMMED	LB				4213
327 FRANCE			636	608	
400 U STATES	120731	56610	1651456	801961	
	120731	56610	1652092	802569	
CIGARETTE PAPER GUMMED ROLLS	LB				4214
400 U STATES	5520	1832	5520	1832	
	5520	1832	5520	1832	
CIGARETTE PAPERS IN PACKETS	M				4215
100 U KINGDOM			25	450	
327 FRANCE	362	4981	2728	36514	
400 U STATES	364	6483	1739	31636	
	726	11464	4492	68600	
CREPE PAPER DECORATIVE ROLLS	LB				4216
400 U STATES	1055	790	74884	31945	
	1055	790	74884	31945	
GUMMED PAPER	LB				4217
100 U KINGDOM	6182	1569	53849	14030	
305 AUSTRIA			90	71	
400 U STATES	158853	87891	977549	490474	
	165035	89460	1031488	504575	
HANGINGS OR WALL PAPER	LB				4218
100 U KINGDOM	4661	1203	61155	15218	
347 JAPAN			544	622	
400 U STATES	27510	13031	176314	93400	
	32171	14234	238013	109240	
PAPER FOR SHOT SHELLS GUN WADS	LB				4219
400 U STATES	52526	12275	312621	72770	
	52526	12275	312621	72770	
PAPIERMACHE WARE N O P	LB				4220
344 ITALY			100	94	
347 JAPAN	240	50	3580	834	
400 U STATES	2522	1419	18762	9155	
	2762	1469	22442	10083	
PAPER DECALCOMANIA	LB				4222
100 U KINGDOM	14397	4751	42026	13789	
327 FRANCE	2603	296	2603	296	
400 U STATES	14935	5711	76933	32587	
	31935	10758	121562	46672	
PAPER MATRIX FOR PRINTING	LB				4223
100 U KINGDOM	7680	702	14868	1280	
400 U STATES	89101	33351	634303	234960	
	96781	34053	649171	236240	
PAPER MATTING	LB				4224
347 JAPAN	575	387	3625	2714	
400 U STATES	20889	9884	111163	50743	
	21464	10271	114788	53457	
PAPER PHOTO BARYTA COATED	LB				4225
100 U KINGDOM	700	140	1096	526	
400 U STATES	115607	42127	862998	316279	
	116307	42267	864094	316805	
SHINGLES OF PAPER OR FELT	LB				4226
400 U STATES	275287	7121	1644793	48293	
	275287	7121	1644793	48293	
ROOFING SHEATHING PAPER PREPRD	LB				4227
100 U KINGDOM	6720	706	45716	4895	
400 U STATES	634183	39902	4275251	285184	
	640903	40608	4320967	290079	
TISSUE PAPER N O P	LB				4228
100 U KINGDOM			5130	1481	
400 U STATES	110811	14299	386197	72702	
	110811	14299	391327	74183	
TOILET PAPER	LB				4229
400 U STATES	198949	24739	1934076	228914	
	198949	24739	1934076	228914	
TOWELS AND NAPKINS PLAIN	LB				4230
318 DENMARK			227	125	
400 U STATES	34803	6045	427152	65160	
	34803	6045	427379	65285	
WAXED STENCIL PAPER	LB				4231
100 U KINGDOM	26548	21731	214474	183509	
305 AUSTRIA			3955	2846	
400 U STATES	2095	2114	49455	61878	
	28643	23845	267884	248233	
ALL KINDS OF PAPER N O P	LB				4232
100 U KINGDOM	7735	2792	25646	8611	
306 BELGIUM	633	423	633	423	
327 FRANCE			2621	1640	
335 GERMANY W			1666	891	
344 ITALY			423	194	
354 NETHRLNDS			5100	1433	
393 TAIWAN	800	2450	800	2450	
400 U STATES	760658	158977	5022849	1117429	
	769826	164642	5059738	1133071	

IMPORTS INTO CANADA FOR CONSUMPTION

Articles and Countries from which Imported	MONTH OF JULY 1955		SEVEN MONTHS ENDED JULY 1955		Class Number
	Quantities	Values (\$)	Quantities	Values (\$)	
TISSUE PAPER FOR STENCILS 400 U STATES	LB		13260	2779	4233
FACIAL TISSUES HANDKERCHIEFS 400 U STATES	LB		13260	2779	4234
PAPER NAPKINS N O P 100 U KINGDOM 318 DENMARK 335 GERMANY W 347 JAPAN 354 NETHRLNDS 400 U STATES	LB	157099 29629 157099	1777186 333920 1777186	333920	4235
CARBONIZING TISSUE PAPER 100 U KINGDOM 327 FRANCE 400 U STATES	LB	1826 8638 3482	1209 730 1460	40946 28434 25927 390 750	16947 9961 11162 422 190
CABLE INSULATING PAPER N O P 100 U KINGDOM 400 U STATES	LB	84790 98736	18989 22388	487679 584126	122908 161590
CASH REGISTER PAPER 400 U STATES	LB	28790	22440	225900 33016	154969 8092
FILTER PAPER 100 U KINGDOM 400 U STATES	LB	113887 142677	25694 48134	985155 1244071	199020 362081
TABULATING PAPER AND STOCK 400 U STATES	LB	21152 12122 33274	2983 3055 6038	139399 247142 386541	26058 72121 98179
BAGS AND SACKS OF PAPER 100 U KINGDOM 335 GERMANY W 344 ITALY 400 U STATES	LB	7493 7493	2722 2722	82341 82341	17392 17392
PAPER PROTECTORS FOR PLANTS 400 U STATES	LB	1344 78368 79712	613 58364 58977	1438 68368 685126	663 588759 589422
CONTAINERS PAPERBOARD N O P 100 U KINGDOM 231 HONG KONG 327 FRANCE 335 GERMANY W 354 NETHRLNDS 400 U STATES	LB	347494 347494	35721 35721	4022846 4022846	421614 421614
MILK BOTTLE CAPS OF PAPER 400 U STATES	LB	438	298	3154 1107 400	1166 753 140
PAPER TUBES AND CONES FOR YARN 100 U KINGDOM 335 GERMANY W 400 U STATES	LB	373887 374325	64612 64910	2532003 2536664	414770 416829
PAPER PATTERNS BOOT AND SHOE 100 U KINGDOM 400 U STATES	LB				25012 25012
POCKET SPUTUM CUPS AND REFILLS 400 U STATES	LB	2452 585 150 611 510 997985 1002293	4077 227 190 303 300 262890 267987	10427 585 761 6891 1728 5866913 5887305	9393 227 723 1404 741 1543753 1556241
WINDOW BLINDS OF PAPER MANUFACTURES OF PAPER N O P 100 U KINGDOM 231 HONG KONG 305 AUSTRIA 306 BELGIUM 318 DENMARK 327 FRANCE 335 GERMANY W 344 ITALY 347 JAPAN 354 NETHRLNOS 359 NORWAY 375 SWEDEN 376 SWITZRLND 390 GERMANY E 400 U STATES	LB	1141 23425 24566	354 6886 7240	11225 251184 264849	4089 49571 55288
PAPER CORES 400 U STATES	LB				351 16077 16428
PAPER CUPS DISHES TABLEWARE 100 U KINGDOM 400 U STATES	LB				148 148
PAPER DOILIES AND LACE PAPER 100 U KINGDOM	LB	62951 62951	12522 12522	586343 586343	129811 129811
					4244
					4245
					4246
					4247
					4248
					4251
					4252
					4253
					4254
					4255

IMPORTS INTO CANADA FOR CONSUMPTION

Articles and Countries from which Imported	MONTH OF JULY 1955		SEVEN MONTHS ENDED JULY 1955		Class Number
	Quantities	Values (\$)	Quantities	Values (\$)	
335 GERMANY W			715	315	
400 U STATES	42744	18026	286398	118943	
PAPER NOVELTIES FLOWERS GAMES	56539	27336	334928	148910	4256
100 U KINGDOM		1654		21617	
231 HONG KONG		69		314	
318 DENMARK				1085	
335 GERMANY W		4130		7366	
347 JAPAN		9945		101241	
352 MEXICO				2081	
390 GERMANY E		3543		33538	
400 U STATES		22219		120069	
PAPER PATTERNS M O P		41560		287311	
327 FRANCE				650	4257
400 U STATES		20159		206075	
SHIPPING CONTAINERS		20159		206725	
100 U KINGDOM	LB		1679	196	4258
400 U STATES		1552888	172850	7774871	845711
TRAYS FOR PACKAGING APPLES		1552888	172850	7776550	845907
400 U STATES	LB			264050	32190
ARTISTS PROOF ETCHINGS			264050	32190	4261
100 U KINGDOM				161	
376 SWITZRLND		55		50	
400 U STATES		212		1505	
ADMIRALTY CHARTS MANUSCRIPTS		317		1716	
100 U KINGDOM				794	4262
327 FRANCE				612	
400 U STATES		3526		40419	
BLUEPRINTS NOP AND HYDRO PLANS		3526		41825	
100 U KINGDOM		5733		30803	4263
327 FRANCE				2490	
335 GERMANY W				55	
344 ITALY		185		185	
375 SWEDEN				700	
376 SWITZRLND				230	
400 U STATES		140840		2030235	
MUSIC FOR MECHANICAL PIANOS		146758		2064698	
400 U STATES				927	4264
MUSIC PRINTED				927	
100 U KINGDOM		103		5370	4265
327 FRANCE		402		4202	
344 ITALY				736	
400 U STATES		18712		164148	
NEWSPAPER OR COMIC SECTIONS		19217		174456	
400 U STATES		50259		405448	4266
MAGAZINES NEWSPAPERS UNBOUND		50259		405448	
100 U KINGDOM		10736		65072	4267
231 HONG KONG		399		459	
306 BELGIUM		7110		71602	
327 FRANCE		34680		278056	
335 GERMANY W		83		199	
344 ITALY		480		1274	
347 JAPAN				237	
375 SWEDEN				207	
376 SWITZRLND		1379		6776	
400 U STATES		2132709		14813880	
PHOTOGRAPHS NEWS ILLUSTRATION		2187576		15237762	
100 U KINGDOM				101	4268
400 U STATES		2076		15362	
PHOTOGRAPHS CHROMOS N O P		2076		15463	
100 U KINGDOM		1699		26117	4269
225 TRINIDAD				177	
231 HONG KONG				988	
305 AUSTRIA		228		736	
306 BELGIUM				668	
327 FRANCE		221		1516	
335 GERMANY W		3362		4004	
344 ITALY		259		395	
347 JAPAN		513		2458	
352 MEXICO		264		1550	
354 NETHRLNDS		1431		5371	
375 SWEDEN				435	
376 SWITZRLND		1106		4648	
381 ALASKA				1031	
390 GERMANY E		5325		5401	
400 U STATES		175960		1311125	
PHOTOGRAPHS FOR REPRODUCTION		190368		1366620	
100 U KINGDOM		151		527	4271
327 FRANCE				510	
335 GERMANY W				450	
400 U STATES		18600		86164	
		18751		87651	

IMPORTS INTO CANADA FOR CONSUMPTION

Articles and Countries from which Imported	MONTH OF JULY 1955		SEVEN MONTHS ENDED JULY 1955		Class Number
	Quantities	Values (\$)	Quantities	Values (\$)	
TRANSFERS DECALCOMAN)A					
100 U KINGDOM		401		3198	4272
400 U STATES		45920		246241	
		46321		249439	
PAPER FOR DUPLICATING MACHINES	LB				4290
400 U STATES	18329	10792	471182	219834	
	18329	10792	471182	219834	
ADVERTISING AND PRINTED MATTER	LB				4291
100 U KINGDOM	43557	42498	214096	234369	
231 HONG KONG			493	309	
234 AUSTRALIA			465	849	
305 AUSTRIA	366	209	2407	1102	
306 BELGIUM	561	183	1757	693	
318 DENMARK			123	123	
327 FRANCE	2953	1884	22076	17251	
335 GERMANY W	5259	5572	41253	36635	
344 ITALY	179	171	5675	6311	
347 JAPAN			375	379	
354 NETHRLNDS	2262	3430	26011	21137	
359 NORWAY			1202	1852	
360 ISRAEL			200	100	
366 PORTUGAL			48	48	
375 SWEDEN	76	105	5072	4796	
376 SWITZRLND	340	886	6225	7969	
380 USSR			123	236	
381 ALASKA	150	319	150	319	
384 P RICO			1076	1077	
400 U STATES	458641	493345	3812839	3866259	
	514344	548602	4141666	4201814	
PRINTED MATTER NOP					4292
100 U KINGDOM		1767		15411	
207 UN SO AFR				244	
215 INDIA				100	
234 AUSTRALIA				211	
306 BELGIUM				89	
327 FRANCE		60		748	
335 GERMANY W		344		2537	
344 ITALY		50		2104	
347 JAPAN		2693		10879	
354 NETHRLNDS		2707		4099	
359 NORWAY				351	
376 SWITZRLND		189		639	
380 USSR				180	
381 ALASKA				50	
400 U STATES		196185		1253461	
		203995		1291103	
CARDS FOR PLAYING	PACK				4293
100 U KINGDOM	2000	595	12692	5031	
305 AUSTRIA			13608	2999	
344 ITALY			2000	533	
347 JAPAN			400	122	
400 U STATES	6067	3307	54524	32837	
	8067	3902	83224	41522	
HAND MADE DRAWINGS OR DESIGNS					4294
100 U KINGDOM				110	
306 BELGIUM				1810	
400 U STATES		2977		35837	
		2977		37757	
LABELS TAGS TICKETS					4295
100 U KINGDOM		3075		24791	
232 MALTA				155	
234 AUSTRALIA				631	
306 BELGIUM				356	
327 FRANCE				705	
335 GERMANY W		97		1018	
344 ITALY				1805	
347 JAPAN		116		697	
354 NETHRLNDS				1036	
375 SWEDEN				272	
400 U STATES		82787		467145	
		86075		498611	
PICTORIAL POST CARDS FOLDERS	LB				4296
100 U KINGDOM	60	91	3566	3711	
231 HONG KONG			242	360	
306 BELGIUM			67	191	
318 DENMARK			145	157	
327 FRANCE	418	1279	1577	3172	
335 GERMANY W			719	731	
347 JAPAN			381	187	
376 SWITZRLND	208	330	261	492	
400 U STATES	217427	140833	769969	614645	
	218113	142533	776927	623646	
BIBLES PRAYER BOOKS HYMN BOOKS					4301
100 U KINGDOM		30032		207584	
231 HONG KONG				326	
305 AUSTRIA				264	
306 BELGIUM		20654		177641	
327 FRANCE		9535		97256	
335 GERMANY W		830		9966	
336 GREECE		100		100	
344 ITALY		6511		45344	
347 JAPAN				545	
354 NETHRLNDS				984	
360 ISRAEL				832	

IMPORTS INTO CANADA FOR CONSUMPTION

Articles and Countries from which Imported	MONTH OF JULY 1955		SEVEN MONTHS ENDED JULY 1955		Class Number
	Quantities	Values (\$)	Quantities	Values (\$)	
372 SPAIN				540	
375 SWEDEN				2204	
376 SWITZRLND				2092	
389 IRELAND				639	
400 U STATES		159655		1232500	
		227317		1778817	
BLANK BOOKS RULED OR PLAIN					4302
100 U KINGDOM		57		860	
347 JAPAN				2255	
400 U STATES		769		4279	
		826		7394	
BOOKS OVER 12 YEARS OLD					4303
100 U KINGDOM		16642		17567	
306 BELGIUM		146		146	
400 U STATES		864		4619	
		17652		22332	
TEXT BOOKS FOR SCHOOLS COLLEGE					4305
100 U KINGDOM		22249		98778	
231 HONG KONG				120	
306 BELGIUM				2204	
318 DENMARK				200	
327 FRANCE		6143		45779	
335 GERMANY W		299		735	
344 ITALY				879	
354 NETHRLNDS				1280	
372 SPAIN		62		62	
376 SWITZRLND		121		286	
400 U STATES		294810		2041879	
		323684		2192202	
BOOKS NOVELS FICTION					4306
100 U KINGDOM		6620		48165	
318 DENMARK				185	
400 U STATES		3719		52839	
		10339		101189	
BOOKS SCIENCE FOR LIBRARIES					4307
100 U KINGDOM		10864		67948	
215 INDIA				716	
234 AUSTRALIA				100	
236 NEW ZEAL				75	
306 BELGIUM		1343		14314	
318 DENMARK				173	
327 FRANCE		3345		29992	
335 GERMANY W		1059		3154	
344 ITALY				948	
347 JAPAN		504		504	
354 NETHRLNDS				8500	
359 NORWAY		185		506	
375 SWEDEN		407		6367	
376 SWITZRLND		135		9676	
380 USSR				70	
400 U STATES		393382		3213104	
		411224		3356146	
BOOKS GOVERNMENT ASSOCIATION					4308
100 U KINGDOM		1204		38897	
220 BERMUDA				307	
234 AUSTRALIA				303	
327 FRANCE		1088		5234	
335 GERMANY W		395		4343	
344 ITALY				16271	
354 NETHRLNDS		77		1881	
376 SWITZRLND				816	
400 U STATES		11794		150786	
		14558		218838	
FREIGHT RATES FOR RAILWAYS					4309
100 U KINGDOM		303		2188	
234 AUSTRALIA		123		498	
344 ITALY				76	
354 NETHRLNDS				57	
400 U STATES		2411		17521	
		2837		20340	
BOOKS PRINTED PERIODICALS MOP					4310
100 U KINGDOM		90628		681962	
215 INDIA				244	
306 BELGIUM				100	
318 DENMARK				55	
327 FRANCE		359		2590	
335 GERMANY W				1559	
347 JAPAN				142	
354 NETHRLNDS				3420	
375 SWEDEN		143		315	
376 SWITZRLNO				115	
380 USSR		237		1403	
400 U STATES		636502		4863786	
		727869		5555691	
BOOKS FOREIGN LANGUAGE					4311
100 U KINGDOM		2165		11573	
231 HONG KONG				3484	
305 AUSTRIA				275	
306 BELGIUM		6740		85689	
317 CZECHO S		178		675	
318 DENMARK				258	
326 FINLAND		150		207	
327 FRANCE		94247		655647	
335 GERMANY W		729		8970	
340 HUNGARY				522	
341 ICELAND				423	

IMPORTS INTO CANADA FOR CONSUMPTION

Articles and Countries from which Imported	MONTH OF JULY 1955		SEVEN MONTHS ENDED JULY 1955		Class Number
	Quantities	Values (\$)	Quantities	Values (\$)	
344 ITALY		544		3297	
347 JAPAN		47		256	
353 MOROCCO				2881	
354 NETHRLNDS		695		20104	
365 POLAND				277	
372 SPAIN				50	
375 SWEDEN				586	
376 SWITZRLND		112		3328	
380 USSR		133		1837	
400 U STATES		17779		115220	
		123519		915559	

IMPORTS INTO CANADA FOR CONSUMPTION

Articles and Countries from which Imported	MONTH OF JULY 1955		SEVEN MONTHS ENDED JULY 1955		Class Number	
	Quantities	Values (\$)	Quantities	Values (\$)		
GROUP 5						
IRON AND ITS PRODUCTS						
IRON ORE	309 BRAZIL 400 U STATES	TON 11037 703312 714349	169388 4973154 5142542	30141 1837361 1867502	435567 12901785 13337352	5001
FERRO TUNGSTEN	100 U KINGDOM 366 PORTUGAL 400 U STATES	CWT 704	 122517	207 223 274	41810 39672 41035	5010
PIG IRON FOR AGRIC IMPLEMENTS	400 U STATES	TON		173	10827	5011
PIG IRON N O P	100 U KINGDOM 234 AUSTRALIA 400 U STATES	TON 1327	62610	1746 335 3798	84286 12070 268420	5012
FERRO MANG UNDER	1 PC SILICON 100 U KINGDOM 400 U STATES	CWT 6454 6454	99510 99510	7 50144 50151	149 766713 766862	5013
SILICO MANG OVER	1 PC SILICON 400 U STATES	CWT 81 81	2160 2160	2575 2575	60407 60407	5014
FERRO SILICON	375 SWEDEN 400 U STATES	CWT 21 215 236	278 6704 6982	21 4779 4800	278 87284 87562	5015
ALLOYS N O P FOR MFR OF STEEL	100 U KINGDOM 205 RHOO NYAS 375 SWEDEN 400 U STATES	CWT 3895 3895	 88022 88022	 51458 54115	 19695 42865 264 1429182 1492006	5018
BILLETS BESSEMER FOR TUBES		TON				5019
INGOTS COGGED BLOOMS SLABS NOP	100 U KINGDOM 400 U STATES	TON 1 1	67 67	26 327 353	6142 37321 43463	5020
INGOTS NOT LESS THAN 3 CTS LB	400 U STATES	TON 78 78	19617 19617	1495 1495	434423 434423	5021
INGOTS FOR FORGINGS INGOTS NOP	400 U STATES	TON		465 465	51175 51175	5022
SPONGE IRON	400 U STATES	TON 2 2	507 507	282 282	34716 34716	5024
CAST SCRAP	220 BERMUDA 400 U STATES	TON 10 4084 4094	107 124481 124588	10 40697 40707	107 1209361 1209468	5031
WROUGHT SCRAP	100 U KINGDOM 384 P RICO 400 U STATES	TON 27040 27040	822860 822860	4 6 167859 167869	66 210 5088124 5088400	5032
TIN PLATE SCRAP	400 U STATES	TON 111 111	2795 2795	435 435	10990 10990	5033
AXLES FOR RAILWAY VEHICLES	400 U STATES		5772		23640	5041
AXLES FOR VEHICLES N O P	100 U KINGDOM 400 U STATES		131 9372 9503		341 140425 140766	5042
AXLES N O P	100 U KINGDOM 381 ALASKA 400 U STATES		8222 8222		235 725 58199 59159	5043
CASTINGS FOR AGRIC IMPLEMENTS	400 U STATES		53445 53445		378539 378539	5044
INGOT MOULDS FOR STEEL	400 U STATES		121189 121189		823160 823160	5045
MOULDS N O P	100 U KINGDOM 400 U STATES		18197 18197		10436 206565 217001	5046
CASTINGS MALLEABLE N O P	100 U KINGDOM 335 GERMANY W 400 U STATES	CWT 46 2385 2431	846 46346 47192	4 350 16009 16363	72 5123 327091 332286	5047
CASTINGS NON MALLEABLE N O P	100 U KINGDOM 400 U STATES	CWT 38 2230 2268	889 29569 30458	286 13134 13420	5850 219837 225687	5048

IMPORTS INTO CANADA FOR CONSUMPTION

Articles and Countries from which Imported	MONTH OF JULY 1955		SEVEN MONTHS ENDED JULY 1955		Class Number
	Quantities	Values (\$)	Quantities	Values (\$)	
CASTINGS OF STEEL N O P					
100 U KINGDOM	CWT		344	2961	5049
306 BELGIUM			2381	43770	
335 GERMANY W	92	3350	92	3350	
359 NORWAY	490	12180	1620	38731	
376 SWITZRLND			496	32357	
400 U STATES	2408	59149	20125	463738	
	2990	74679	25058	584907	
FORGINGS N O P					
100 U KINGDOM		610		57834	5050
335 GERMANY W		741		741	
375 SWEDEN		2335		2335	
400 U STATES		134113		1288124	
		137799		1349034	
FORGINGS HOLLOW AND 20 TONS					
100 U KINGDOM		61423		292726	5051
400 U STATES		24240		140708	
		85663		433434	
PISTON RING CASTINGS ROUGH					
100 U KINGDOM		722		6354	5052
354 NETHRLNDS				374	
400 U STATES		6194		40155	
		6916		46883	
CASTINGS FOR RAILWAY VEHICLES					5054
TIRES STEEL ROUGH RAILWAY					
100 U KINGDOM	CWT				5055
400 U STATES	4375	41109	20112	204219	
	43	321	11763	88965	
	4418	41430	31875	293184	
FORGINGS FOR SURGICAL INSTR					5056
STEEL WHEELS FOR RAILWAYS					
100 U KINGDOM		258688		834439	5057
400 U STATES		33837		887422	
		292525		1721861	
FORGED GOLF CLUB HEADS					
400 U STATES		4551		33483	5058
		4551		33483	
SEMI FINISHED PISTON CASTINGS					
100 U KINGDOM				3318	5059
400 U STATES				892	
				4210	
BARS BILLETS HOT ROLLED N O P					
306 BELGIUM	CWT				5071
327 FRANCE	608	2402	9448	36933	
347 JAPAN			326	1286	
400 U STATES			5144	20262	
	3031	13227	13848	48166	
	3639	15629	28766	106647	
BARS BILLETS COLD ROLLED N O P					
100 U KINGDOM	CWT				5072
305 AUSTRIA	3107	25638	16289	139180	
306 BELGIUM	34	535	129	1857	
335 GERMANY W			5131	34752	
375 SWEDEN			110	2768	
400 U STATES			669	6638	
	13909	143431	72031	796256	
	17050	169604	94359	981451	
BARS BILLETS H R 4CTS AND OVER					
100 U KINGDOM	CWT				5073
305 AUSTRIA	3512	60752	34984	398910	
306 BELGIUM	335	5568	693	12125	
327 FRANCE	3799	16861	21649	97576	
347 JAPAN	359	1739	359	1739	
375 SWEDEN			1650	7672	
400 U STATES			164	3485	
	56444	423560	364090	2719187	
	64449	508480	423589	3240694	
BARS BILLETS HAMMERED N O P					
100 U KINGDOM	CWT				5074
305 AUSTRIA	28	429	79	1477	
335 GERMANY W			9	360	
400 U STATES			6	156	
	62	2705	398	14549	
	90	3134	492	16542	
BARS HOT ROLLED FOR SHAFTING	CWT				5075
BARS SHEETS STRIP FOR SHOVELS	CWT				5076
BARS RODS FOR AGRIC IMPLEMENTS					
327 FRANCE	CWT		53	391	5077
400 U STATES					
	26621	120474	101973	607610	
	26621	120474	102026	608001	
RAILWAY RAILS N O P					
100 U KINGDOM	TON				5078
306 BELGIUM	41	4476	8480	721551	
335 GERMANY W			230	21558	
354 NETHRLNDS	28	2221	18	1307	
400 U STATES	424	19247	28	2221	
	493	25944	5923	424326	
			14679	1170963	
STEEL GROOVED TRAMWAY RAILS	TON				5079
400 U STATES			510	55389	
			510	55389	
BARS HOT R ROUNDS AND SQUARES					
100 U KINGDOM	CWT				5081
305 AUSTRIA	1220	9518	5724	38173	
400 U STATES	9	393	153	3335	
	1749	11795	14736	97778	
	2978	21706	20613	139286	
RODS FOR HORSESHOE NAILS	CWT				5101

IMPORTS INTO CANADA FOR CONSUMPTION

Articles and Countries from which Imported	MONTH OF JULY 1955		SEVEN MONTHS ENDED JULY 1955		Class Number
	Quantities	Values (\$)	Quantities	Values (\$)	
RODS FOR MANUFACTURE OF CHAIN 400 U STATES	CWT		415	2444	5102
RODS NOT OVER 375 IN FOR WIRE 100 U KINGDOM 335 GERMANY W 375 SWEDEN 400 U STATES	CWT		415	2444	5103
			15825	68296	
			9297	41296	
		303	303	3382	
		2147	8807	7796	
		2450	12189	33221	158232
WELDING RODS OF ALL KINDS 100 U KINGDOM 335 GERMANY W 400 U STATES	CWT		831	17251	5104
		57	556	79	7912
		8723	226520	54380	1470955
		8780	227076	55290	1496118
BLANKS FOR MILLING CUTTERS 400 U STATES	CWT		31	4007	5111
STRIP HOT R 080 INCH OR LESS 100 U KINGDOM 306 BELGIUM 400 U STATES	CWT		31	4007	5112
		1024	4776	557	2662
		521	2063	1024	4776
		1545	6839	6169	22360
				7750	29798
STRIP HOT R OVER 080 INCH 100 U KINGDOM 306 BELGIUM 327 FRANCE 400 U STATES	CWT		458	2175	5113
		158	769	6035	27635
		1271	5622	4977	21718
		774	3516	7704	33441
		2203	9907	19174	84969
STRIP COLD R 080 INCH OR LESS 100 U KINGDOM 354 NETHRLNDS 375 SWEDEN 400 U STATES	CWT		1547	10246	5114
		541	16730	60	843
		5589	72846	5473	132097
		6130	89576	43265	523578
				50345	666764
STRIP COLD R OVER 080 INCH 100 U KINGDOM 400 U STATES	CWT		51	414	5115
		15	56	11954	134533
		1233	11071	12005	134947
		1248	11127		
STRIP HOT R FOR COLD ROLLING 400 U STATES	CWT		1631	9712	5116
STRIP FOR MANUFACTURE OF MATS	CWT		1631	9712	5117
STRIP COLD ROLLED FOR DOORS 100 U KINGDOM	CWT		909	10025	5118
HOOP TAG METAL FOR LACES			909	10025	5119
HOOP STEEL FOR COOPERAGE 100 U KINGDOM 400 U STATES	CWT		669	3840	5120
		1392	12181	12629	103357
		1392	12181	13298	107197
PLATES 66 INCHES WIDE OR LESS 100 U KINGDOM 306 BELGIUM 347 JAPAN 400 U STATES	CWT		13191	58943	5121
		3535	15509	69	250
				12171	55036
		11665	56772	69573	321428
		15200	72281	95004	435657
PLATES OVER 66 INS LESS 78 INS 100 U KINGDOM 347 JAPAN 400 U STATES	CWT		89841	401823	5122
		13270	57273	70805	308786
		37161	174854	202768	937292
		50431	232127	363414	1647901
PLATES FLANGED CURVED N O P 100 U KINGDOM 400 U STATES	CWT		3427	39855	5123
		2858	53649	28484	439509
		2858	53649	31911	479364
PLATES FOR BOILERS DIGESTERS 400 U STATES	CWT		54048	392508	5124
		10707	64637	54048	392508
		10707	64637		
PLATES STEEL CHEQUER SURFACE 100 U KINGDOM 400 U STATES	CWT		2393	12931	5125
		1472	8039	100295	539612
		18058	100200	102688	552543
		19530	108239		
SHEETS OVER 080 INCH THICK N O P 400 U STATES	CWT		268565	1332155	5126
		31510	156682	268565	1332155
SHEETS 080 INCH OR LESS N O P 100 U KINGDOM 327 FRANCE 335 GERMANY W 400 U STATES	CWT		27283	167539	5127
		6349	39062	36	167
				19	149
		93253	548946	580376	3388530
		99602	588008	607714	3556385
SHEET OR STRIP FOR TIN PLATE 400 U STATES	CWT		809	2538	5128
			809	2538	
SHEETS FOR MFR OF HOLLOW WARE 100 U KINGDOM 400 U STATES	CWT		11061	66776	5129
		2008	12799	69436	466945
		12922	89507	80497	533721
		14930	102306		
SHEETS BLUE FOR HEATING APP	CWT				5130
SHEETS 075 SILICON FOR ELEC APP 100 U KINGDOM 400 U STATES	CWT		666	6008	5131
		43220	637945	225149	3164605
		43220	637945	225815	3170613

IMPORTS INTO CANADA FOR CONSUMPTION

Articles and Countries from which Imported	MONTH OF JULY 1955		SEVEN MONTHS ENDED JULY 1955		Class Number
	Quantities	Values (\$)	Quantities	Values (\$)	
SHEETS 50 PER POUND OR OVER	CWT				5132
100 U KINGDOM	8676	50461	35170	209045	
306 BELGIUM			4132	22128	
327 FRANCE			1507	7592	
335 GERMANY W			30	290	
347 JAPAN	1528	8060	4036	21430	
375 SWEDEN			41	711	
400 U STATES	95691	636983	642885	4192926	
	105895	695504	687801	4454122	
SHEETS RUST PROOF OVER 5 CTS	CWT				5133
100 U KINGDOM	3344	168380	16601	742857	
375 SWEDEN	351	16850	2148	98837	
400 U STATES	23701	738503	111128	4078061	
	27396	923733	129877	4919755	
SHEETS CORRUGATED AND PEBBLED	CWT				5134
100 U KINGDOM			997	7744	
400 U STATES	11524	100392	82319	619131	
	11524	100392	83316	626875	
SHEETS COATED WITH PAINT TAR	CWT				5135
100 U KINGDOM			743	7607	
335 GERMANY W			87	1022	
400 U STATES	21137	192619	132735	1273164	
	21137	192619	133565	1281793	
SHEETS COATED WITH ENAMEL	CWT				5136
100 U KINGDOM	618	3853	618	3853	
400 U STATES	54	2072	1217	19655	
	672	5925	1835	23508	
SHEETS COATED WITH TIN	CWT				5137
100 U KINGDOM	430	6343	1446	21341	
400 U STATES	29179	197141	157947	1170986	
	29609	203484	159393	1192327	
SHEETS COATED WITH METAL N O P	CWT				5139
100 U KINGDOM			290	4933	
335 GERMANY W			594	10388	
400 U STATES	3857	65377	20577	406886	
	3857	65377	21461	422207	
SHEETS COATED WITH ZINC N O P	CWT				5140
100 U KINGDOM	1812	18956	6988	62822	
306 BELGIUM			366	4105	
335 GERMANY W	208	2332	249	2796	
347 JAPAN			1525	13723	
400 U STATES	45074	352621	282894	2200251	
	47094	373909	292022	2283697	
SHEETS FOR COATING WITH METALS	CWT				5141
SHEETS SHAPED FOR AGRIC IMPL	CWT				5142
400 U STATES	2414	21719	14773	185900	
	2414	21719	14773	185900	
SHEETS FOR MFR BUCKLE CLASPS	CWT				5143
100 U KINGDOM	6	328	1564	12899	
400 U STATES	929	8821	6312	73082	
	935	9149	7876	85981	
SHEETS COLD ROLLED FOR HINGES	CWT				5144
400 U STATES	151	1654	5256	45115	
	151	1654	5256	45115	
SHEETS FOR MFR OF SADDLERY	CWT				5145
400 U STATES			186	8001	
			186	8001	
SHEETS TEMPERED FOR SAWS	CWT				5146
100 U KINGDOM			93	4027	
375 SWEDEN	218	12188	863	49933	
400 U STATES	116	6628	1512	88376	
	334	18816	2468	142336	
SHEETS NOT TEMPERED FOR SAWS	CWT				5147
100 U KINGDOM	47	887	634	13236	
375 SWEDEN	193	7688	800	33532	
400 U STATES	1646	77051	14888	560923	
	1886	85626	16322	607691	
SHEETS COLD ROLLED FOR PIPE	CWT				5148
400 U STATES	26798	152668	131190	758941	
	26798	152668	131190	758941	
SKELP 14 INS OR LESS FOR PIPE	CWT				5149
335 GERMANY W			29873	134399	
400 U STATES	107626	484867	674046	2920611	
	107626	484867	703919	3055010	
SKELP OVER 14 INS FOR PIPE	CWT				5150
400 U STATES	19680	84292	103201	451220	
	19680	84292	103201	451220	
HOT R STRIP FOR MOTOR VEHICLES	CWT				5151
400 U STATES	209	1036	3593	23661	
	209	1036	3593	23661	
WROUGHT OR PUDDLED IRON BILLET	CWT				5152
HOOP STRIP BESSEMER FOR HINGES	CWT				5153
306 BELGIUM	998	4891	998	4891	
400 U STATES			5565	17938	
	998	4891	6563	22829	
PLATES 78 INCHES AND OVER	CWT				5154
100 U KINGDOM	11137	48675	26715	116360	
400 U STATES	21941	102484	140931	653369	
	33078	151159	167646	769729	
SHEETS COATED LEAD AND TIN	CWT				5157
400 U STATES	12697	101264	85076	654843	
	12697	101264	85076	654843	
ANGLES BEAMS 35 LBS OR OVER	CWT				5161
100 U KINGDOM	6226	27443	31453	137809	

IMPORTS INTO CANADA FOR CONSUMPTION

Articles and Countries from which Imported	MONTH OF JULY 1955		SEVEN MONTHS ENDED JULY 1955		Class Number
	Quantities	Values (\$)	Quantities	Values (\$)	
306 BELGIUM	28719	121243	163379	681415	
327 FRANCE	4577	19378	81474	353430	
335 GERMANY W			14211	56299	
400 U STATES	232828	1185998	2200304	10460455	
ANGLES BEAMS N O P	272350	1354062	2490821	11689408	5162
100 U KINGDOM	CWT 417	2480	4940	31030	
306 BELGIUM	48061	206112	172286	718213	
327 FRANCE	9635	38234	57969	223673	
335 GERMANY W	792	3237	2329	14897	
347 JAPAN	11035	54170	64629	314236	
375 SWEDEN			43	1922	
400 U STATES	35183	227087	282711	1740295	
ANGLES DRILLED	105123	531320	584907	3044266	5163
100 U KINGDOM	CWT		3026	64683	
344 ITALY	7305	69447	22541	206986	
400 U STATES	952	3679	6380	84348	
BEAMS UNDER 5 1 HALF LB PER YD	8257	73126	31947	356017	5164
400 U STATES	CWT 7327	39917	63278	325459	
MASTS ANGLES PLATES FOR SHIPS	7327	39917	63278	325459	5165
100 U KINGDOM	CWT 6601	29500	17547	87835	
327 FRANCE			424	14217	
347 JAPAN			12290	41521	
400 U STATES	13877	74322	84993	414615	
SASH OR CASEMENT SECTIONS	20478	103822	115254	558188	5166
100 U KINGDOM	CWT 112	541	2877	15094	
306 BELGIUM			568	3417	
400 U STATES	3461	37524	20050	179955	
SHAPES 35 LBS PER YARD OR OVER	3573	38065	23495	198466	5167
100 U KINGDOM	CWT				
306 BELGIUM	1214	5154	2953	12638	
327 FRANCE	2275	9225	7834	31769	
400 U STATES	22080	125119	83298	429033	
SILL SECTIONS FOR RAILWAY CARS	25569	139498	100714	497169	5168
PIPE CAST 5 CTS PER LB OR LESS	CWT				5181
100 U KINGDOM	45791	159322	233393	842813	
327 FRANCE			9693	41865	
400 U STATES			2333	10963	
PIPE CAST N O P	45791	159322	245419	895641	5182
100 U KINGDOM	CWT 14350	75753	48485	263860	
400 U STATES	1291	20913	4121	82288	
PIPE TUBES FOR BOILERS	15641	96666	52606	346148	5183
100 U KINGDOM		71382		532373	
335 GERMANY W				11118	
344 ITALY		4957		4957	
375 SWEDEN				13518	
376 SWITZRLND				6666	
400 U STATES		130694		1022085	
PIPE BEDSTEAD BRASS TRIMMINGS		207033		1590717	5184
PIPE WROUGHT 2 ONE HALF INCHES					5185
306 BELGIUM				1431	
327 FRANCE				494	
375 SWEDEN		747		747	
400 U STATES		4941		36351	
PIPE SEAMLESS 5 CTS PER LB NOP		5688		39023	5186
100 U KINGDOM		63210		523310	
335 GERMANY W		2741		2741	
375 SWEDEN		3522		157415	
400 U STATES		407398		2533299	
PIPE WROUGHT OVER 10 1 HALF IN		476871		3216765	5187
100 U KINGDOM		47695		154549	
335 GERMANY W				1263	
400 U STATES		122549		675387	
PIPE WROUGHT LESS 10 1 HALF IN		170244		831199	5188
100 U KINGDOM		205098		797103	
306 BELGIUM				5805	
327 FRANCE		8811		65031	
335 GERMANY W		2426		54325	
375 SWEDEN				458	
400 U STATES		335763		2134611	
TUBES WROUGHT COATED HALF INCH		552098		3057333	5190
400 U STATES		19760		150767	
PIPE WROUGHT N O P		19760		150767	5191
100 U KINGDOM		147		978	
400 U STATES		112782		839732	
PIPE FITTINGS COUPLINGS N O P		112929		840710	5192
100 U KINGDOM		43058		203890	
327 FRANCE				3243	
335 GERMANY W		4712		44039	

IMPORTS INTO CANADA FOR CONSUMPTION

Articles and Countries from which Imported	MONTH OF JULY 1955		SEVEN MONTHS ENDED JULY 1955		Class Number
	Quantities	Values (\$)	Quantities	Values (\$)	
347 JAPAN		32403		177484	
400 U STATES		384438		2215050	
PIPE SEAMLESS COLD DR POLISHED		464611		2643706	
100 U KINGDOM				9645	5193
400 U STATES		3828		14127	
TUBING STEEL FOR FISHING RODS		3828		23772	
400 U STATES				817	5194
CASING GAS WATER DR OIL WELL				817	
100 U KINGDOM		503173		1089834	5195
306 BELGIUM				67203	
327 FRANCE		251152		1085838	
335 GERMANY W		41809		437071	
344 ITALY		366191		535791	
347 JAPAN		434568		1526739	
354 NETHRLNDS				42890	
400 U STATES		603744		5495322	
PIPE FITTINGS WELDING TYPE		2200637		10280688	
100 U KINGDOM		3564		68149	5196
335 GERMANY W		13550		77164	
400 U STATES		63257		438238	
PIPE FOR WELDING TYPE FITTINGS		80371		583551	
100 U KINGDOM				23088	5197
400 U STATES		56253		277461	
WIRE BARBED FENCING		56253		300549	
100 U KINGDOM	CWT	755	19509	138456	5201
306 BELGIUM		4048	13117	80748	
335 GERMANY W			4342	27680	
400 U STATES		2760	4541	38295	
WIRE FLAT QUARTER INCH OR LESS		7563	41509	285179	
100 U KINGDOM	CWT		806	10770	5203
400 U STATES		368	2421	53144	
WIRE ZINC COATED		368	3227	63914	
100 U KINGDOM	CWT	257	6815	55360	5204
306 BELGIUM			232	1445	
327 FRANCE		200	703	4009	
335 GERMANY W		53	426	5873	
344 ITALY			525	7324	
400 U STATES		1152	8730	141439	
WIRE COATED NOP OR COVERED		1662	17431	215450	
100 U KINGDOM	CWT	133	708	16885	5205
306 BELGIUM			157	1704	
335 GERMANY W		43	402	7426	
400 U STATES		396	3790	142879	
WIRE ROPE FOR RIGGING SHIPS		572	5057	168894	
100 U KINGDOM	CWT	5	27	893	5206
354 NETHRLNDS			345	6500	
WIRE ROPE CABLE NOP IRON STEEL		5	372	7393	
100 U KINGDOM	CWT				5207
306 BELGIUM		2029	18856	380848	
318 DENMARK		131	1289	16352	
335 GERMANY W		23	23	454	
344 ITALY		4354	12453	159234	
347 JAPAN			66	1252	
354 NETHRLNDS		27	92	1333	
359 NORWAY		527	6514	99906	
381 ALASKA		17	195	3757	
400 U STATES		8	8	196	
WIRE FOR UPHOLSTERY SPRINGS		6250	33551	540296	
400 U STATES		13366	73047	1203628	
WIRE FOR CORSET STEELS	CWT				5208
100 U KINGDOM		1044	7127	60633	
400 U STATES		9283	7127	60633	
WIRE FOR MFR OF WIRE ROPE		1044	7127	60633	
100 U KINGDOM	CWT	16	152	5445	5209
306 BELGIUM		126	899	40067	
400 U STATES		142	1051	45512	
WIRE COMMERCIAL FISHING N O P		142	1051	45512	
100 U KINGDOM	CWT	13630	107998	1096190	5210
306 BELGIUM			143	1799	
335 GERMANY W			1719	17477	
400 U STATES		8256	52252	675367	
WIRE COMMERCIAL FISHING N O P		21886	162112	1790833	
100 U KINGDOM				174685	5211
306 BELGIUM		22272		11444	
318 DENMARK		2036		106	
354 NETHRLNDS				1029	
400 U STATES				5838	
WIRE FOR MFR CARD CLOTHING		24308		193102	
100 U KINGDOM	CWT		106	3385	5212
WIRE OF IRON OR STEEL N O P		21	106	3385	
100 U KINGDOM	CWT	845	4272	61819	5214
306 BELGIUM			1721	15773	
327 FRANCE			590	3125	

IMPORTS INTO CANADA FOR CONSUMPTION

Articles and Countries from which Imported	MONTH OF JULY 1955		SEVEN MONTHS ENDED JULY 1955		Class Number
	Quantities	Values (\$)	Quantities	Values (\$)	
335 GERMANY W	23	413	296	4145	
347 JAPAN	440	2544	2206	11020	
354 NETHRLNDS			530	3054	
375 SWEDEN			159	4181	
400 U STATES	18423	219537	74691	1051384	
	19731	231998	84465	1154501	
WIRE FENCING NOT LESS 080 INCH					5215
100 U KINGDOM		139		59098	
306 BELGIUM				1288	
335 GERMANY W				6648	
400 U STATES		14044		76224	
		14183		143258	
WIRE FENCING WOVEN N O P					5216
100 U KINGDOM				7018	
305 AUSTRIA				4947	
306 BELGIUM				1301	
335 GERMANY W				1460	
354 NETHRLNDS				152	
400 U STATES		8682		94433	
		8682		109311	
NETTING FOR FUR FARMS					5217
100 U KINGDOM		1511		19054	
335 GERMANY W				226	
400 U STATES				14827	
		1511		34107	
WIRE SCREENS DOORS WINDOWS					5218
100 U KINGDOM		91		38229	
335 GERMANY W		77		2376	
400 U STATES		11293		64019	
		11461		104624	
WIRE MESH IN ACETATE FILM					5219
100 U KINGDOM		1592		8992	
400 U STATES		643		7178	
		2235		16170	
WIRE CLOTH					5220
100 U KINGDOM		646		3623	
327 FRANCE				2222	
335 GERMANY W		483		16536	
347 JAPAN		318		55499	
354 NETHRLNDS		311		6172	
400 U STATES		23320		210806	
		25078		294858	
WIRE NETTING					5221
100 U KINGDOM				51413	
305 AUSTRIA				1221	
306 BELGIUM				13527	
327 FRANCE				12618	
335 GERMANY W		165		10857	
347 JAPAN		829		19262	
400 U STATES		18090		80061	
		19084		188959	
WIRE RUSTPROOF FOR FISHING					5222
100 U KINGDOM				3351	
400 U STATES		248		12732	
		248		16083	
WIRE ROPE FOR WELL DRILLING					5223
100 U KINGDOM				6579	
354 NETHRLNDS				9258	
400 U STATES		11868		160163	
		11868		176000	
WELDED WIRE FABRIC REINFORCING	CWT				5224
100 U KINGDOM	1723	14960	11925	92427	
306 BELGIUM	4558	28045	36999	228700	
400 U STATES	6037	58519	48165	409303	
	12318	101524	97089	730430	
CABLE CHAIN FOR SHIPS	CWT				5231
100 U KINGDOM	979	11897	4476	57866	
327 FRANCE	342	4074	342	4074	
400 U STATES	580	4119	1509	17891	
	1901	20090	6327	79831	
COIL CHAIN 9 EIGHTHS AND OVER	CWT				5232
100 U KINGDOM	1533	8582	8587	56965	
335 GERMANY W			120	1311	
400 U STATES	136	5841	3644	69150	
	1669	14423	12351	127426	
COIL CHAIN UNDER 9 EIGHTHS IN	CWT				5233
100 U KINGDOM	483	10358	1957	33498	
335 GERMANY W	329	4032	993	11557	
354 NETHRLNDS	4	102	35	488	
400 U STATES	162	8554	1854	56959	
	978	23046	4839	102502	
SPROCKET CHAIN FOR AGRIC IMPL					5234
335 GERMANY W		3497		101737	
400 U STATES		26145		402525	
		29642		504262	
SILENT CHAIN ROLLER CHAIN					5235
100 U KINGDOM		40374		186484	
317 CZECHO S		277		277	
335 GERMANY W				7109	
347 JAPAN				671	
375 SWEDEN				781	
400 U STATES		99323		784563	
		139974		979885	
CHAINS N O P					5236
100 U KINGDOM		2617		27753	
327 FRANCE		229		229	

IMPORTS INTO CANADA FOR CONSUMPTION

Articles and Countries from which Imported	MONTH OF JULY 1955		SEVEN MONTHS ENDED JULY 1955		Class Number
	Quantities	Values (\$)	Quantities	Values (\$)	
335 GERMANY		1458		6894	
375 SWEDEN				1763	
400 U STATES		70243		433771	
		74547		470410	
DIESEL ENGINE PARTS N O P					5240
100 U KINGDOM		42096		369224	
327 FRANCE				157	
335 GERMANY W		2003		24771	
344 ITALY		427		2660	
354 NETHRLNDS		201		1002	
359 NORWAY				126	
366 PORTUGAL				519	
375 SWEDEN				3800	
376 SWITZRLND		160		15054	
381 ALASKA		179		1111	
400 U STATES		649121		5138504	
		694187		5556928	
BOILERS AND PARTS N O P					5241
100 U KINGDOM		1451		39931	
224 JAMAICA				2355	
354 NETHRLNDS				172	
400 U STATES		199060		1037599	
		200511		1080057	
AUTOMOBILE ENGINES AND PARTS	NO				5242
100 U KINGDOM		18279	28	216825	
335 GERMANY W		1201	35	19786	
400 U STATES	655	995717	10568	14963628	
	657	1015197	10631	15200239	
ENGINES DIESEL SEMI DIESEL	NO				5243
100 U KINGDOM	163	132800	823	1120433	
318 DENMARK			1	7823	
335 GERMANY W	9	7373	29	21901	
375 SWEDEN			2	3460	
400 U STATES	151	645671	1592	8886658	
	323	785844	2447	10040275	
ENGINES GAS MARINE AND PARTS	NO				5244
100 U KINGDOM		1755	10	28512	
400 U STATES	86	67894	638	600740	
	86	69649	648	629252	
ENGINES MOTOR TRUCK AND PARTS	NO				5245
100 U KINGDOM			162	183711	
335 GERMANY W		96	6	18728	
400 U STATES	812	536010	7044	5176854	
	812	536106	7212	5379293	
ENGINES FISHING BOAT AND PARTS	NO				5246
100 U KINGDOM			12	8251	
375 SWEDEN				349	
400 U STATES	8	6993	83	51230	
	8	6993	95	59830	
PARTS OF AIRCRAFT ENGINES					5248
100 U KINGDOM		448105		2094528	
234 AUSTRALIA				2527	
327 FRANCE				270	
347 JAPAN				1309	
359 NORWAY				243	
375 SWEDEN				643	
400 U STATES		980050		8978275	
		1428155		11077795	
OUTBOARD MOTORS AND PARTS	NO				5250
100 U KINGDOM	8	1003	96	8588	
335 GERMANY W			1	80	
375 SWEDEN			4	410	
381 ALASKA			2	677	
400 U STATES	879	342603	7638	2930819	
	887	343606	7741	2940570	
ENGINES UP TO 1 AND 1 HALF H P	NO				5251
100 U KINGDOM			15	613	
335 GERMANY W			61	253	
400 U STATES	51	2565	6589	146309	
	51	2565	6665	147175	
ENGINES GAS N O P AND PARTS	NO				5252
100 U KINGDOM	5	657	95	41938	
335 GERMANY W		141	9	1972	
400 U STATES	4138	597281	50199	4593606	
	4143	598079	50303	4637516	
ENGINES STEAM N O P AND PARTS	NO				5253
100 U KINGDOM		5635	3	113830	
400 U STATES	24	79922	159	536543	
	24	85557	162	650373	
FIRE ENGINES MACHINES AND PTS	NO				5254
100 U KINGDOM			87	24165	
375 SWEDEN			1	322	
400 U STATES	9	42973	131	247378	
	9	42973	219	271865	
LOCOMOTIVES RAILWAY N O P	NO				5255
400 U STATES	1	5910	6	54236	
	1	5910	6	54236	
LOCOMOTIVE CHASSIS TOPS WHEELS					5256
100 U KINGDOM		12798		118237	
335 GERMANY W				11292	
375 SWEDEN				74269	
400 U STATES		153042		1274687	
		165840		1478485	
LOCOMOTIVES SAWMILL MINING	NO				5257
100 U KINGDOM	1	3936	10	133017	
400 U STATES	9	176031	55	960604	
	10	172267	65	1093621	

IMPORTS INTO CANADA FOR CONSUMPTION

Articles and Countries from which Imported	MONTH OF JULY 1955		SEVEN MONTHS ENDED JULY 1955		Class Number
	Quantities	Values (\$)	Quantities	Values (\$)	
ENGINES AIRCRAFT UP TO 200 HP 100 U KINGDOM 317 CZECHOS 400 U STATES	NO 4 22 26	 7242 74972 82214	 4 4 131 139	 2000 7242 289724 298966	5258
ENGINES AIRCRAFT 201 TO 500 HP 100 U KINGDOM 381 ALASKA 400 U STATES	NO 21 21	 176445 176445	 1 1 165 167	 2967 2099 582427 587493	5259
ENGINES AIRCRAFT 501 TO 1000HP 100 U KINGDOM 400 U STATES	NO 7 7	 61563 61563	 4 27 31	 34093 220666 254759	5260
ENGINES AIRCRAFT OVER 1000 HP 100 U KINGDOM 327 FRANCE 400 U STATES	NO 25 4 62 91	 469133 20760 1081419 1571312	 216 4 269 489	 4230975 20760 4212377 8464112	5261
CREAM SEPARATOR PARTS 318 DENMARK 326 FINLAND 335 GERMANY W 375 SWEDEN 400 U STATES	 22038	 1352 761 2809 17116 22038	 81422	 2382 422 3247 18618 56753 81422	5290
CREAM SEPARATORS 306 BELGIUM 318 DENMARK 326 FINLAND 335 GERMANY W 375 SWEDEN 400 U STATES	NO 4 812 711 1527	 9789 48552 118659 177000	 1 1 4 968 3929 2217 7120	 308 790 5949 78564 223052 419492 728155	5292
MILK CLARIFIERS AND PARTS 375 SWEDEN 400 U STATES	 4069	 4069	 6875 15493 22368	 6875 15493 22368	5293
MILKING MACHINES AND PARTS 100 U KINGDOM 318 DENMARK 375 SWEDEN 400 U STATES	 248794 251846	 3052 251846	 1142082 1148314	 3037 3052 143 1142082 1148314	5294
PASTEURIZERS DAIRY AND PARTS 100 U KINGDOM 236 NEW ZEAL 318 DENMARK 375 SWEDEN 400 U STATES	NO 57 57	 2753 5304 12024 20081	 1 174 175	 25308 119 1001 20885 165723 213036	5295
POWER DAIRY MACHINERY 100 U KINGDOM 318 DENMARK 335 GERMANY W 375 SWEDEN 376 SWITZRLND 400 U STATES	 95446 97721	 427 1794 54 95446 97721	 1083496 1130166	 30962 1880 489 12057 1282 1083496 1130166	5296
FORKS PRONGED 100 U KINGDOM 335 GERMANY W 400 U STATES	DOZ 10 92 264 366	 119 1167 4426 5712	 49 1725 2331 4105	 604 12685 40870 54159	5301
HARVESTERS AND PARTS 100 U KINGDOM 335 GERMANY W 400 U STATES	NO 1061 1061	 378133 378133	 6 1934 1940	 1455 971 1564122 1566548	5302
HAY LOADERS AND PARTS 400 U STATES	NO 159 159	 36160 36160	 662 662	 147173 147173	5303
HAY TEDDERS AND PARTS 400 U STATES	NO 659 659	 659 659	 25 25	 7310 7310	5304
MOWING MACHINES AND PARTS 100 U KINGDOM 335 GERMANY W 400 U STATES	NO 875 875	 972 263276 264248	 29 6046 6075	 1515 5435 1746888 1753838	5305
POTATO DIGGERS PLANTERS PARTS 100 U KINGDOM 354 NETHRLNDS 400 U STATES	NO 51 51	 23331 23331	 4 1 543 548	 1199 125 222687 224011	5306
RAKES HORSE OR POWER AND PARTS 100 U KINGDOM 327 FRANCE 335 GERMANY W 400 U STATES	NO 807 807	 209059 209059	 163 1 3 6592 6759	 13684 266 33 1669315 1683298	5307
RAKES N O P 100 U KINGDOM 318 DENMARK 335 GERMANY W 347 JAPAN	DOZ 20 375	 288 354	 727 203 1722 5584	 2528 1437 3125 7910	5308

IMPORTS INTO CANADA FOR CONSUMPTION

Articles and Countries from which Imported	MONTH OF JULY 1955		SEVEN MONTHS ENDED JULY 1955		Class Number
	Quantities	Values (\$)	Quantities	Values (\$)	
400 U STATES	1528	12912	11558	84509	
REAPERS AND PARTS	1923	13554	19794	99509	5309
SCYTHES	NO				5310
100 U KINGDOM			789	9428	
234 AUSTRALIA			36	592	
305 AUSTRIA			865	15573	
375 SWEDEN	50	624	127	1568	
400 U STATES	17	346	3441	47830	
SICKLES OR REAPING HOOKS	67	970	5258	74991	5311
DOZ					
100 U KINGDOM			225	1002	
305 AUSTRIA			21	352	
335 GERMANY W			10	127	
400 U STATES	22	211	1438	9067	
CULTIVATORS SCUFFLERS AND PTS	22	211	1694	10548	5321
100 U KINGDOM		1966		10907	
335 GERMANY W		399		740	
354 NETHRLNDS				130	
400 U STATES		191954		2208873	
DRILLS SEED SEEDERS AND PARTS		194319		2220650	5322
100 U KINGDOM		1519		4885	
400 U STATES		52342		924262	
HARROWS DISC AND PARTS		53861		922147	5323
354 NETHRLNDS				314	
400 U STATES		24792		698863	
HARROWS AND PARTS N O P		24792		699177	5324
100 U KINGDOM		139		15962	
354 NETHRLNDS				104	
400 U STATES		23763		324907	
HOES		23902		340973	5325
DOZ					
100 U KINGDOM			79	278	
335 GERMANY W			461	1615	
354 NETHRLNDS			4	197	
375 SWEDEN			16	141	
400 U STATES	13	150	1379	15872	
PLOUGHS DISC AND PARTS	13	150	1939	18103	5326
100 U KINGDOM				145	
400 U STATES		39515		603746	
PLOUGHS AND PARTS N O P		39515		603891	5327
100 U KINGDOM		5771		24037	
354 NETHRLNDS				286	
400 U STATES		231540		1633635	
ROLLERS FARM OR LAWN AND PARTS		237311		1657958	5328
NO					
100 U KINGDOM			90	924	
400 U STATES	5	712	2777	51457	
FANNING MILL PEAVINERS AND PTS	5	712	2867	52381	5331
NO					
335 GERMANY W			1	734	
400 U STATES	73	73244	861	419009	
HARVESTER COMBINES AND PARTS	73	73244	862	419743	5332
NO					
100 U KINGDOM		1739		33665	
327 FRANCE				3036	
335 GERMANY W			1	6340	
400 U STATES	421	1231605	1508	9386313	
THRESHING MACHINE SEPARATORS	421	1233344	1509	9429354	5333
NO					
400 U STATES	9	3315	31	13140	
THRESHING MACHINE PARTS	9	3315	31	13140	5334
400 U STATES		10080		246963	
ELECT GENERATORS FARM AND PTS		10080		246963	5342
100 U KINGDOM				695	
400 U STATES		7572		46767	
FODDER FEED CUTTERS AND PARTS		7572		47462	5343
NO					
400 U STATES	43	19617	334	142646	
FRUIT VEGETABLE GRADING MACH	43	19617	334	142646	5344
100 U KINGDOM				2855	
335 GERMANY W		938		1646	
400 U STATES		37201		243362	
GRAIN HAY GRINDERS AND PARTS		38139		247863	5345
NO					
100 U KINGDOM				112	
400 U STATES	217	45328	1016	237406	
HAY PRESSES AND PARTS	217	45328	1016	237518	5346
NO					
100 U KINGDOM		374		163887	
400 U STATES	1047	1173240	4066	5261529	
MANURE SPREADERS AND PARTS	1047	1173614	4066	5425416	5350
NO					
100 U KINGDOM			1	283	
335 GERMANY W				895	
354 NETHRLNDS				70	

IMPORTS INTO CANADA FOR CONSUMPTION

Articles and Countries from which Imported	MONTH OF JULY 1955		SEVEN MONTHS ENDED JULY 1955		Class Number
	Quantities	Values (\$)	Quantities	Values (\$)	
400 U STATES	253	106731	3474	1097238	
POST HOLE DIGGERS AND PARTS	253	106731	3475	1098486	
400 U STATES	NO				5352
SPADES AND SHOVELS N O P	451	23251	4021	100930	
100 U KINGDOM	451	23251	4021	100930	
327 FRANCE	DOZ				5353
335 GERMANY W	412	4719	2653	31065	
347 JAPAN			17	184	
354 NETHRLNDS	50	582	428	2667	
400 U STATES			61	695	
SPRAYING AND DUSTING MACHINES	69	1078	1	60	
100 U KINGDOM	531	6379	2220	35666	
305 AUSTRIA			5380	70337	5354
327 FRANCE				2384	
335 GERMANY W		324		895	
347 JAPAN				275	
354 NETHRLNDS				7480	
376 SWITZRLND		549		3370	
400 U STATES		272993		213	
STUMPING MACHINES AND PARTS		273866		5895	
NO				2104752	5355
TRACTION DITCHING MACH AND PTS	NO			2125264	
100 U KINGDOM			1	13433	5356
400 U STATES	8	60059	45	476347	
TRACTORS INTERNAL COMBUSTION	8	60059	46	489780	
100 U KINGDOM	NO				5357
317 CZECHO S	150	224858	2287	2463832	
335 GERMANY W	2	2845	3	4975	
354 NETHRLNDS	1	2027	21	44621	
375 SWEDEN			2	980	
381 ALASKA			1	600	
400 U STATES	1	13792	2	19858	
TRACTOR PARTS AND ACCESSORIES	3387	7844621	20728	42105068	
100 U KINGDOM	3541	8088143	23044	44639934	5358
327 FRANCE		62004		223476	
335 GERMANY W		107		107	
354 NETHRLNDS		1466		6011	
375 SWEDEN				260	
381 ALASKA		2995		660	
400 U STATES		3103923		5525	
WINDMILLS AND PARTS		3170495		19461995	
400 U STATES				19698034	5361
PRUNING HOOKS SHEARS DEHORNERS		603		4336	
100 U KINGDOM		603		4336	5362
327 FRANCE		98		5322	
335 GERMANY W		149		149	
344 ITALY		329		1250	
354 NETHRLNDS		911		11994	
376 SWITZRLND				144	
400 U STATES		309		1080	
AGRIC IMPLEMENTS		2228		59769	
NOP AND PARTS		4024		79708	5363
100 U KINGDOM				20718	
306 BELGIUM		1369		5181	
335 GERMANY W		64		3337	
354 NETHRLNDS		70		820	
375 SWEDEN				6760	
376 SWITZRLND		344		344	
400 U STATES		1847575		7074465	
KNIVES AND FDRKS		1849422		7111625	5371
TABLE					
100 U KINGDOM		27270		166973	
215 INDIA				645	
305 AUSTRIA		385		3740	
306 BELGIUM		50		50	
318 DENMARK		2122		8580	
327 FRANCE		918		3012	
335 GERMANY W		3884		32088	
344 ITALY		592		25043	
347 JAPAN		28062		145911	
354 NETHRLNDS				207	
375 SWEDEN		100		5293	
400 U STATES		9938		87318	
POCKET KNIVES		73321		478860	5372
100 U KINGDOM		18721		98101	
327 FRANCE				224	
335 GERMANY W		8791		86235	
344 ITALY		2343		5695	
347 JAPAN		2110		7214	
375 SWEDEN				1810	
376 SWITZRLND		191		717	
400 U STATES		5870		48043	
RAZORS N O P AND PARTS		38026		248039	5373
100 U KINGDOM		1496		9416	
335 GERMANY W		300		5731	
400 U STATES		40125		128072	
		41221		147225	

IMPORTS INTO CANADA FOR CONSUMPTION

Articles and Countries from which Imported	MONTH OF JULY 1955		SEVEN MONTHS ENDED JULY 1955		Class Number
	Quantities	Values (\$)	Quantities	Values (\$)	
SAFETY RAZOR BLADES	DOZ				5374
100 U KINGDOM	5460	421	128718	11607	
318 DENMARK	22333	859	68416	2798	
335 GERMANY W	48693	2633	413019	21042	
360 ISRAEL			122366	3770	
375 SWEDEN			1772	94	
400 U STATES	176720	13342	937770	58568	
	253206	17255	1672061	97879	
SCISSORS AND SHEARS N O P					5375
100 U KINGDOM		12223		108376	
216 PAKISTAN				211	
318 DENMARK				205	
327 FRANCE		793		1408	
335 GERMANY W		27368		222702	
344 ITALY		6081		13193	
347 JAPAN		90		7818	
354 NETHRLNDS				645	
375 SWEDEN				163	
400 U STATES		20180		209783	
		66735		564504	
OTHER KNIVES N O P					5376
100 U KINGDOM		5464		44582	
231 HONG KONG				93	
326 FINLAND				666	
327 FRANCE		330		2253	
335 GERMANY W		7426		61182	
344 ITALY		85		1130	
347 JAPAN		358		3499	
359 NORWAY				379	
375 SWEDEN		1508		7345	
376 SWITZRLND				660	
400 U STATES		9164		62453	
		24335		184242	
SPOONS					5377
100 U KINGDOM		1580		9620	
305 AUSTRIA		201		3009	
318 DENMARK		601		4429	
327 FRANCE				128	
335 GERMANY W		548		9372	
344 ITALY		180		9862	
347 JAPAN		10932		63461	
352 MEXICO				270	
354 NETHRLNDS				1319	
375 SWEDEN				3236	
400 U STATES		9370		39525	
		23412		144231	
KNIVES BUTCHER AND KITCHEN					5378
100 U KINGDOM		10897		131595	
327 FRANCE		1598		9158	
335 GERMANY W		6680		32212	
344 ITALY		794		3741	
347 JAPAN				1459	
375 SWEDEN		500		1100	
376 SWITZRLND		140		542	
400 U STATES		8781		59620	
		29490		239427	
HINGES AND BUTTS	LB				5381
100 U KINGDOM	44248	8002	274070	52188	
305 AUSTRIA	6584	889	6584	889	
306 BELGIUM			13767	5011	
327 FRANCE	538	203	538	203	
335 GERMANY W	61903	12455	247073	56347	
344 ITALY			26387	5881	
347 JAPAN	42585	8714	265895	54745	
354 NETHRLNDS	194	202	1729	575	
360 ISRAEL			1574	376	
375 SWEDEN	9236	4209	86089	24997	
400 U STATES	71022	40527	518983	322099	
	236310	75201	1442689	523311	
CUT NAILS	CWT				5391
100 U KINGDOM	825	5263	1540	9899	
347 JAPAN	500	2758	500	2758	
400 U STATES	601	10853	2572	61235	
	1926	18874	4612	73892	
RAILWAY SPIKES AND SPIKES N O P	CWT				5392
400 U STATES	619	4645	2915	22264	
	619	4645	2915	22264	
TACKS ALL KINDS N O P	LB				5393
100 U KINGDOM			7369	1446	
335 GERMANY W	3773	1214	5980	1833	
400 U STATES	712	462	10874	4819	
	4485	1676	24223	8098	
WIRE NAILS OVER ONE INCH	CWT				5394
100 U KINGDOM	3313	21771	24577	159181	
306 BELGIUM	40	562	541	7312	
335 GERMANY W	230	2530	1170	9884	
347 JAPAN	3913	23886	32993	201965	
354 NETHRLNDS	623	4319	2204	13959	
400 U STATES	1169	15178	10736	128389	
	9288	68246	72221	520690	
NAILS AND BRADS N O P	LB				5395
100 U KINGDOM	13724	1969	62626	12845	
335 GERMANY W	1184	680	19537	6408	
375 SWEDEN	2600	522	12300	2229	
400 U STATES	18153	5118	114200	34199	
	35661	8289	208663	55681	

IMPORTS INTO CANADA FOR CONSUMPTION

95

Articles and Countries from which Imported	MONTH OF JULY 1955		SEVEN MONTHS ENDED JULY 1955		Class Number
	Quantities	Values (\$)	Quantities	Values (\$)	
HAND SEWING NEEDLES					5400
100 U KINGDOM		645		18281	
317 CZECHO S				2619	
335 GERMANY W		307		4746	
347 JAPAN		724		3436	
400 U STATES		222		3047	
		1898		32122	
SPRING BEARD AND LATCH NEEDLES	M				5401
100 U KINGDOM	157	5965	690	23164	
327 FRANCE			27	1224	
335 GERMANY W	10	108	152	2874	
376 SWITZRLND	11	719	27	2045	
400 U STATES	208	8891	1598	61514	
	386	15683	2494	90821	
NEEDLES N O P					5402
100 U KINGDOM		17273		95503	
231 HONG KONG				749	
306 BELGIUM		616		3409	
317 CZECHO S				783	
327 FRANCE		87		692	
335 GERMANY W		3960		37892	
344 ITALY		1360		7231	
347 JAPAN		473		3926	
354 NETHRLNDS				366	
376 SWITZRLND		114		403	
400 U STATES		10695		119022	
		34578		269983	
PINS N O P	LB				5403
100 U KINGDOM	11760	6932	155836	99908	
317 CZECHO S			2117	466	
327 FRANCE	25	192	83	995	
335 GERMANY W	4194	2673	14405	7903	
347 JAPAN			831	1117	
390 GERMANY E			811	300	
400 U STATES	48613	35773	232005	196234	
	64592	45570	406088	306923	
PINS FOR MARKING SYSTEMS	LB				5404
100 U KINGDOM			140	127	
400 U STATES	1027	1451	9321	15281	
	1027	1451	9461	15408	
NUTS AND BOLTS WASHERS RIVETS	LB				5411
100 U KINGDOM	396365	51948	1185009	235885	
306 BELGIUM	30972	3214	522209	47632	
327 FRANCE			200891	22047	
335 GERMANY W	18578	9947	69137	24295	
344 ITALY	37007	3588	164353	19148	
347 JAPAN			1757	295	
354 NETHRLNDS	1056	244	64171	12446	
375 SWEDEN	11136	6563	209881	47275	
376 SWITZRLND	8	221	97	668	
400 U STATES	1133426	419052	8295345	3304767	
	1628548	494777	10712850	3714458	
MACHINE AND OTHER SCREWS N O P					5412
100 U KINGDOM		4717		109776	
305 AUSTRIA				264	
306 BELGIUM		4456		7917	
335 GERMANY W		2681		6464	
344 ITALY				2553	
347 JAPAN				1768	
354 NETHRLNDS		2422		10079	
375 SWEDEN		3758		5290	
376 SWITZRLND		500		560	
400 U STATES		157261		1122072	
		175795		1266743	
WOOD SCREWS OF IRON OR STEEL					5413
100 U KINGDOM		6327		24621	
231 HONG KONG				248	
306 BELGIUM		368		6041	
335 GERMANY W		1896		24396	
347 JAPAN		916		7432	
354 NETHRLNDS				1139	
375 SWEDEN		335		14341	
376 SWITZRLND				410	
400 U STATES		3882		47022	
		13724		125650	
FISH HOOKS COMMERCIAL					5421
100 U KINGDOM				1095	
359 NORWAY		1774		27341	
400 U STATES		812		14289	
		2586		42725	
HARDWARE N O P					5422
100 U KINGDOM		26308		132867	
318 DENMARK		111		2339	
327 FRANCE				603	
335 GERMANY W		2461		12378	
347 JAPAN		1878		4350	
354 NETHRLNDS				1457	
360 ISRAEL				524	
375 SWEDEN				3334	
400 U STATES		214080		1173215	
		244838		1331067	
LOCKS OF IRON OR STEEL					5423
100 U KINGDOM		574		19764	
335 GERMANY W		963		7400	
376 SWITZRLND		54		389	
400 U STATES		59705		401919	
		61296		429472	

IMPORTS INTO CANADA FOR CONSUMPTION

Articles and Countries from which Imported		MONTH OF JULY 1955		SEVEN MONTHS ENDED JULY 1955		Class Number		
		Quantities	Values (\$)	Quantities	Values (\$)			
SKATES ICE	100 U KINGDOM	PR 4969	9997	56381	102797	5425		
	375 SWEDEN	75	276	88	464			
	400 U STATES			4	179			
		5044	10273	56473	103440			
SKATES ROLLER	100 U KINGDOM	PR 131	576	331	1023	5426		
	400 U STATES		1252	2440	55476			
		1383	2738	24771	56499			
CARPET SWEEPERS	100 U KINGDOM	NO		361	1897	5441		
	400 U STATES		1588	4896	10156			
		1588	2372	5257	12053			
CLEANERS ELECTRIC VACUUM	100 U KINGDOM	NO 2338	51425	17516	363453	5442		
	318 DENMARK	24	750	112	3669			
	335 GERMANY W			19	570			
	354 NETHRLNDS	156	3978	1044	26079			
	375 SWEDEN	50	3427	200	13705			
	400 U STATES	2968	122724	32213	1300114			
		5536	182304	51104	1707590			
CLEANERS HAND VACUUM AND PARTS	100 U KINGDOM		14951		95861	5443		
	354 NETHRLNDS		217		1539			
	375 SWEDEN		1318		12438			
	400 U STATES		121222		658938			
			137708		768776			
CLOTHES WRINGERS DOMESTIC	100 U KINGDOM				869	5444		
	400 U STATES		23769		151006			
			23769		151875			
SEWING MACHINES DOMESTIC	100 U KINGDOM	NO 2403	57911	14510	317101	5445		
	317 CZECHO S	25	936	25	936			
	318 DENMARK			1	50			
	335 GERMANY W	258	22029	3023	207814			
	344 ITALY	619	37144	2504	110423			
	347 JAPAN	2044	35917	16105	254213			
	354 NETHRLNDS			6	493			
	360 ISRAEL			8	466			
	372 SPAIN			325	9420			
	375 SWEDEN	1	67	449	8998			
	376 SWITZRLND	100	8830	3595	296184			
	400 U STATES	2934	158128	19219	959366			
			8384	320962	59770		2165464	
	SEWING MACH ATTACHMNTS DOMESTIC	100 U KINGDOM		896			12681	5446
335 GERMANY W					530			
344 ITALY					280			
347 JAPAN			961		6595			
376 SWITZRLND			904		6241			
400 U STATES			21630		408098			
		24391		434425				
SEWING MACHINE PARTS DOMESTIC	100 U KINGDOM		31768		132208	5447		
	306 BELGIUM				99			
	317 CZECHO S				320			
	318 DENMARK		119		215			
	327 FRANCE				255			
	335 GERMANY W		15336		44378			
	344 ITALY		74		1076			
	347 JAPAN				16657			
	375 SWEDEN		402		402			
	376 SWITZRLND				2663			
	390 GERMANY E				567			
	400 U STATES		54762		417726			
			102461		616566			
CLOTHES DRYERS DOMESTIC ELECTRIC	400 U STATES	NO				5448		
		465	58300	4546	703320			
		465	58300	4546	703320			
WATER PUMPS DOMESTIC	100 U KINGDOM	NO				5449		
	400 U STATES	404	2443	1531	9327			
		659	42413	2766	200525			
		1063	44856	4297	209852			
WASHING MACHINES ELECTRIC	100 U KINGDOM	NO		141	10981	5450		
	400 U STATES	1899	197634	16997	1975560			
		1899	197634	17138	1986541			
WASHING MACH POWER NOT ELECT	400 U STATES	NO		5	481	5451		
				5	481			
WASHING MACH HAND OPERATED	400 U STATES	NO				5452		
				39	690			
				39	690			
WASHING MACHINE PARTS	100 U KINGDOM		54		9564	5453		
	400 U STATES		144469		1748681			
			144523		1758245			
IRONERS DOMESTIC ELECTRIC	400 U STATES	NO				5454		
		36	4249	1252	125929			
		36	4249	1252	125929			
ARTICLES FOR SMELTING IRON	335 GERMANY W				15633	5461		
	400 U STATES		847167		956009			
			847167		971642			

IMPORTS INTO CANADA FOR CONSUMPTION

Articles and Countries from which Imported	MONTH OF JULY 1955		SEVEN MONTHS ENDED JULY 1955		Class Number
	Quantities	Values (\$)	Quantities	Values (\$)	
BLOWERS SMELTING APPARATUS 100 U KINGDOM 376 SWITZRLND 400 U STATES		17906		330 105917 150534 256781	5462
BUDDLES VANNERS SLIME TABLES 400 U STATES		12253		14030	5463
CAR LOADING MACHINES COAL 100 U KINGDOM 400 U STATES		181		118 1592	5464
CHDCK RELEASE APPARATUS 100 U KINGDOM		181		1710	5465
COAL HEADING MACHINES 400 U STATES		4734		19581 15792	5466
MINERS LAMPS AND ACCESSORIES 100 U KINGDOM 347 JAPAN 375 SWEDEN 400 U STATES		4734		15792	5467
AMALGAM SAFES ORE SAMPLERS 100 U KINGDOM 335 GERMANY W 400 U STATES		1933		3711 167 3974 162300 170152	5468
SUNDRY METALLURGICAL APPARATUS 100 U KINGDOM 400 U STATES		18725 20658		284547 286240	5469
DIAMOND DRILLS CORE DRILLS 100 U KINGDOM 400 U STATES		251 368 50504 51123		1325 368 284547 286240	5470
MINE LOADING MACH CONVEYORS 100 U KINGDOM 375 SWEDEN 400 U STATES		179282 179282		21973 910386 932359	5471
MINE HOISTS NOT MADE IN CANADA		1670 19536 21206		144755 131790 276545	5472
MACHINERY ALLUVIAL MINING 400 U STATES		107619		396909 8193	5473
MACHINERY ORE HANDLING 400 U STATES		587540 695159		3757087 4162189	5474
MACHINERY ORE CONCENTRATION 327 FRANCE 400 U STATES		88601		1277697	5475
MACHINERY METAL REFINING 400 U STATES		88601		1277697	5476
ORE CRUSHERS GRINDING MILLS 100 U KINGDOM 306 BELGIUM 335 GERMANY W 400 U STATES		216 216		216	5477
COAL CUTTERS AUGERS DRILLS 100 U KINGDOM 305 AUSTRIA 335 GERMANY W 400 U STATES		114163 114163		4930 943258 948188	5478
POWER DRIVEN PUMPS FOR MINES 400 U STATES		36763 36763		94550 94550	5479
PUMPS PREC METAL EXTRACTION 400 U STATES		79		13410 5606 84735 1583399 1687150	5480
ROCK DRILLS AND PARTS 100 U KINGDOM 205 RHOD NYAS 305 AUSTRIA 335 GERMANY W 352 MEXICO 366 PORTUGAL 375 SWEDEN 400 U STATES		1042		4961 227 90	5481
WELL DRILLING MACHINERY 100 U KINGDOM 335 GERMANY W 400 U STATES		2482 3524		14036 19314	5482
ADDING MACHINES AND PARTS 100 U KINGDOM 317 CZECHO S 318 DENMARK		9005 9005		735 735	5500
		9005 9005		47147 47147	
	NO	3764	15	63420	
		3917		130 4421 632 7840 90	
	70	147484	297	599310	
	26	113911	165	796342	
	96	269076	477	1472185	
		63349		361558 7938	
		3055776		22918901	
		3119125		23288397	
	NO		183	18260	
			2	210	
	10	186	50	921	

IMPORTS INTO CANADA FOR CONSUMPTION

Articles and Countries from which Imported	MONTH OF JULY 1955		SEVEN MONTHS ENDED JULY 1955		Class Number
	Quantities	Values (\$)	Quantities	Values (\$)	
335 GERMANY W			323	4 4967	
344 ITALY			181	21021	
359 NORWAY	21	1419	196	9700	
375 SWEDEN	145	18243	2034	206447	
376 SWITZRLND	8	880	208	22398	
390 GERMANY E			10	3239	
400 U STATES	171	115844	2090	948240	
	355	136572	5277	1275403	
BOOKKEEPING MACHINES AND PARTS	NO				5501
100 U KINGDOM	4	34154	98	261923	
327 FRANCE		5737		24424	
335 GERMANY W	400	20365	1263	67912	
344 ITALY	1	470	433	125123	
347 JAPAN			2	202	
354 NETHRLNDS			76	9594	
375 SWEDEN	10	2380	165	27226	
376 SWITZRLND	30	1138	158	17811	
400 U STATES	468	621961	3429	5848876	
	913	686205	5624	6383091	
CASH REGISTERS					5502
359 NORWAY		1922		23546	
375 SWEDEN		12742		157213	
400 U STATES		19841		141486	
		34505		322245	
CASH REGISTER PARTS					5503
375 SWEDEN				1993	
400 U STATES		82549		1094173	
		82549		1096166	
DICTATING MACHINES AND PARTS					5504
100 U KINGDOM		55737		362487	
234 AUSTRALIA		125		125	
318 DENMARK		2994		32695	
335 GERMANY W				7560	
347 JAPAN				150	
354 NETHRLNDS				277	
376 SWITZRLND				21298	
400 U STATES		105826		651280	
		164682		1075872	
TYPEWRITERS	NO				5505
100 U KINGDOM	1776	141042	6773	518944	
317 CZECHO S			3	166	
335 GERMANY W			131	4659	
344 ITALY	1	230	8	1064	
375 SWEDEN	44	1866	249	12520	
376 SWITZRLND	187	6953	735	33856	
390 GERMANY E			10	272	
400 U STATES	1200	81340	4879	451383	
	3208	231431	12788	1022864	
TYPEWRITER PARTS					5506
100 U KINGDOM		7873		41446	
306 BELGIUM				320	
327 FRANCE		1411		16697	
335 GERMANY W				4062	
344 ITALY		509		1604	
354 NETHRLNDS		50		1173	
375 SWEDEN		344		3680	
376 SWITZRLND				1617	
400 U STATES		183817		1900867	
		194004		1971466	
MACHINERY 412A PAPER WORKING					5511
100 U KINGDOM		10252		180301	
306 BELGIUM		73		5635	
317 CZECHO S		772		2652	
318 DENMARK				4714	
327 FRANCE		1223		45537	
335 GERMANY W		141151		410788	
344 ITALY				17784	
354 NETHRLNDS		443		14904	
359 NORWAY				3450	
375 SWEDEN				18635	
376 SWITZRLND		2441		6957	
380 USSR				7437	
390 GERMANY E				643	
400 U STATES		955609		6021419	
		1111964		6740856	
MACHINERY 412A CELLULOSE					5512
100 U KINGDOM				131	
400 U STATES		8411		25756	
		8411		25887	
NEWSPAPER PRESSES AND PARTS	NO				5513
100 U KINGDOM			1	26031	
335 GERMANY W			2	11874	
375 SWEDEN			2	30327	
376 SWITZRLND			1	19788	
380 USSR			1	12508	
400 U STATES	2	138936	18	1629741	
	2	138936	25	1730253	
FLAT BED CYL PRESSES AND PARTS	NO				5514
100 U KINGDOM				3038	
390 GERMANY E				115	
400 U STATES	1	6022	12	109589	
	1	6022	12	112742	
PRINTING PRESSES	NO				5515
100 U KINGDOM	94	87401	1513	696697	
317 CZECHO S			12	20064	
318 DENMARK			122	8930	

IMPORTS INTO CANADA FOR CONSUMPTION

Articles and Countries from which Imported	MONTH OF JULY 1955		SEVEN MONTHS ENDED JULY 1955		Class Number
	Quantities	Values (\$)	Quantities	Values (\$)	
327 FRANCE			3	30840	
335 GERMANY W	24	73556	147	358858	
354 NETHRLNDS		303	5	2560	
375 SWEDEN	5	25662	28	93088	
376 SWITZRLND	1	7101	27	23529	
400 U STATES	267	417169	4155	3660684	
	391	611192	6012	4895246	
TYPECASTING MACHINES AND PARTS					5516
100 U KINGDOM		2743		3917	
335 GERMANY W				342	
344 ITALY				100	
400 U STATES		112022		1069309	
		114765		1073668	
TYPENAKING ACCESSORIES AND PTS					5517
100 U KINGDOM				684	
335 GERMANY W				149	
400 U STATES		11237		56075	
		11237		56908	
SHOVELS POWER NOT MADE CANADA	NO				5518
400 U STATES	106	489240	451	2633553	
	106	489240	451	2633553	
SHOVELS POWER KIND MADE CANADA	NO				5519
100 U KINGDOM	8	119169	23	350507	
224 JAMAICA			2	12624	
344 ITALY			6	45042	
400 U STATES	74	1408006	365	6287466	
	82	1527175	396	6695639	
SHOVELS POWER PARTS OF					5520
100 U KINGDOM		1204		30793	
335 GERMANY W				1871	
376 SWITZRLND				763	
381 ALASKA		122		1442	
400 U STATES		417637		2403538	
		418963		2438407	
AIR COMPRESSING MACH AND PARTS					5521
100 U KINGDOM		20008		167678	
305 AUSTRIA		4770		7279	
306 BELGIUM				1034	
318 DENMARK				1761	
335 GERMANY W		9010		117536	
354 NETHRLNDS				4042	
375 SWEDEN		12638		85267	
376 SWITZRLND		3007		19807	
400 U STATES		870074		3569472	
		919507		3973876	
BAKERY MACHINERY AND PARTS					5522
100 U KINGDOM		11981		53706	
318 DENMARK		1738		2958	
327 FRANCE				336	
335 GERMANY W		470		2623	
354 NETHRLNDS				844	
376 SWITZRLND				264	
400 U STATES		170889		1436301	
		185078		1497032	
BOX END MACHINERY AND PARTS					5523
COAL CARBONIZING MACH AND PTS					5524
400 U STATES		266		57178	
		266		57178	
SEWING MACHINES INDUSTRIAL	NO				5525
100 U KINGDOM	21	3922	211	27196	
318 DENMARK	2	112	8	6821	
327 FRANCE			3	3231	
335 GERMANY W	30	3691	370	30435	
344 ITALY			5	878	
354 NETHRLNDS	1	126	1	126	
400 U STATES	352	134166	1989	779865	
	406	142017	2587	848552	
CLAY PRODUCTS MACH AND PARTS					5526
100 U KINGDOM				339	
327 FRANCE				1537	
335 GERMANY W				224	
400 U STATES		21136		55290	
		21136		57390	
COAL COKE AND GAS MACH AND PTS					5527
100 U KINGDOM				4222	
400 U STATES		10102		107544	
		10102		111766	
WASTE RECOVERY MACH AND PARTS					5528
400 U STATES		60087		206221	
		60087		206221	
COAL HANDLING MACHINES AND PTS					5529
400 U STATES		6914		68830	
		6914		68830	
CONCRETE MIXING MACH AND PARTS	NO				5530
100 U KINGDOM		828	8	19733	
335 GERMANY W	1	2674	9	21464	
400 U STATES	57	115231	370	713031	
	58	118733	387	754228	
DENTAL ENGINES ELECTRIC	NO				5532
100 U KINGDOM	1	270	20	5376	
335 GERMANY W			1	956	
400 U STATES	39	22692	260	98140	
	40	22962	281	104472	

IMPORTS INTO CANADA FOR CONSUMPTION

Articles and Countries from which Imported	MONTH OF JULY 1955		SEVEN MONTHS ENDED JULY 1955		Class Number
	Quantities	Values (\$)	Quantities	Values (\$)	
DIES FOR STAMPING METAL PLATES 400 U STATES				67	5533
HAND FIRE EXTINGUISHERS 100 U KINGDOM 381 ALASKA 400 U STATES		354		4393 59	5534
FERTILIZER MACHINERY AND PARTS 100 U KINGDOM 306 BELGIUM 318 DENMARK 375 SWEDEN 400 U STATES		123927 124281		716108 720560	5535
FISH PREPARING MACH AND PARTS 100 U KINGDOM 335 GERMANY W 400 U STATES		685		2241 343	5536
REFRIGERATING MACH AND PARTS 100 U KINGDOM 318 DENMARK 335 GERMANY W 400 U STATES		397 4631 5713		34624 1576 278781 317565	5537
LAWN MOWERS POWER 100 U KINGDOM 234 AUSTRALIA 400 U STATES	NO	19184 1476		6058 163267 64332	5538
LAWN MOWERS N O P 100 U KINGDOM 400 U STATES	NO	67818 1276 69094		233657	5539
LEATHER MACHINERY AND PARTS 100 U KINGDOM 400 U STATES	NO	56 4317	2987	119845	5540
LOGGING MACHINERY AND PARTS 100 U KINGDOM 234 AUSTRALIA 335 GERMANY W 347 JAPAN 354 NETHRLNDS 359 NORWAY 375 SWEDEN 376 SWITZRLND 400 U STATES	NO	982 457 1439	6509 5704 76795	470173 80425 550598	5541
METAL DRILLING MACH AND PARTS 100 U KINGDOM 306 BELGIUM 317 CZECHO S 335 GERMANY W 344 ITALY 366 PORTUGAL 375 SWEDEN 376 SWITZRLND 400 U STATES		29324 29324		131 126456 126587	5542
METAL GRINDING MACH AND PARTS 100 U KINGDOM 203 B E AFR 306 BELGIUM 317 CZECHO S 318 DENMARK 327 FRANCE 335 GERMANY W 344 ITALY 375 SWEDEN 376 SWITZRLND 400 U STATES		1050545 1055810		6240767 6278453	5543
METALWORKING LATHES AND PARTS 100 U KINGDOM 203 B E AFR 317 CZECHO S 327 FRANCE 335 GERMANY W 344 ITALY 375 SWEDEN 376 SWITZRLND 400 U STATES		27423 37365 6445 33024		200727 43301 6445 116998 25526 320 9287 49827 3925121 4377552	5544
METAL MILLING MACHINES AND PTS 100 U KINGDOM 203 B E AFR 306 BELGIUM 317 CZECHO S 318 DENMARK 327 FRANCE 335 GERMANY W 344 ITALY 375 SWEDEN 376 SWITZRLNO		25692 16772 410 38668 12922 867 489681 585012		165895 370 1822 16772 2905 152 139521 4928 61199 15347 3887703 4296614	5545
		110765 18898 6016 5224 1597 137724 280224		533726 2130 20269 718 256842 11807 10187 10693 1987553 2833925	
		20648		207317 4520 840 11755 22662 9248 142018 14860 15776 84703	

IMPORTS INTO CANADA FOR CONSUMPTION

Articles and Countries from which Imported	MONTH OF JULY 1955		SEVEN MONTHS ENDED JULY 1955		Class Number
	Quantities	Values (\$)	Quantities	Values (\$)	
400 U STATES		121039		1725179	5546
METALWORKING PLANERS AND PARTS		191822		2238878	
100 U KINGDOM				2101	5547
203 B E AFR				200	
400 U STATES		316		72946	5548
METALWORKING PRESSES AND PARTS		316		75247	
100 U KINGDOM		44576		177871	5549
305 AUSTRIA				4129	
318 DENMARK		947		947	5550
327 FRANCE				735	
335 GERMANY W		7228		130182	5551
344 ITALY		6958		10565	
375 SWEDEN				28171	5552
376 SWITZRLND				261	
400 U STATES		311330		2536326	5553
METAL ROLLING MILL MCH AND PTS		371039		2889187	
100 U KINGDOM				261111	5554
335 GERMANY W				60937	
400 U STATES		338489		2636904	5555
METAL SHAPERS SLOTTERS AND PTS		338489		2958952	
100 U KINGDOM		45194		103818	5556
203 B E AFR				1600	
335 GERMANY W				37997	5557
375 SWEDEN		938		13203	
376 SWITZRLNO				7093	5558
400 U STATES		85220		593475	
METALWORKING MCH N O P AND PTS		131352		757186	5559
100 U KINGDOM		22905		148104	
203 B E AFR				455	5560
305 AUSTRIA				234	
318 DENMARK		760		822	5561
327 FRANCE				295	
335 GERMANY W		43674		520089	5562
344 ITALY		1199		1199	
375 SWEDEN		2520		10398	5563
376 SWITZRLNO				19116	
400 U STATES		775551		6968214	5564
MOTION PICTURE PROJECTORS		846609		7668926	
100 U KINGDOM		7251		59660	5565
305 AUSTRIA		3430		29745	
327 FRANCE		279		1681	5566
335 GERMANY W				11117	
347 JAPAN		157		345	5567
354 NETHRLNDS				323	
376 SWITZRLND		98		5670	5568
400 U STATES		158704		1518938	
CRANES ETC NOT MADE IN CANADA	NO	169919		1627479	5569
100 U KINGDOM	10	7190	23	47799	
335 GERMANY W			2	24028	5570
354 NETHRLNDS			7	8983	
375 SWEDEN	6	4191	22	13371	5571
400 U STATES	107	137212	529	517926	
CRANES ETC KIND MADE IN CANADA	NO	148593	583	612107	5572
100 U KINGDOM	31	1115	148	143080	
335 GERMANY W			12	16332	5573
344 ITALY			1	3794	
347 JAPAN			2	1271	5574
354 NETHRLNDS			1	147	
359 NORWAY	6	4326	34	18282	5575
375 SWEDEN	1	58070	9	60150	
400 U STATES	377	423746	2200	2131044	5576
CRANES HOISTS ETC NOP PARTS OF	415	487257	2407	2374100	
100 U KINGDOM		16975		105980	5577
335 GERMANY W		2780		4226	
375 SWEDEN		103		103	5578
400 U STATES		115644		732545	
OZONE GENERATORS AND PARTS		135502		842854	5579
100 U KINGDOM				1300	
327 FRANCE				996	5580
400 U STATES				4963	
PAPER MILL MACHINES AND PARTS				7259	5581
100 U KINGDOM		116877		613903	
327 FRANCE				2967	5582
335 GERMANY W		255		26996	
375 SWEDEN		11460		42201	5583
400 U STATES		269412		1915390	
PULP MILL MACHINES AND PARTS		398004		2601457	5584
100 U KINGDOM				3118	
335 GERMANY W				80735	5585
375 SWEDEN				80584	
400 U STATES		40857		596214	5586
POWER PUMPS N O P AND PARTS	NO	40857		760651	
100 U KINGDOM	287	33860	1861	396362	

IMPORTS INTO CANADA FOR CONSUMPTION

Articles and Countries from which Imported	MONTH OF JULY 1955		SEVEN MONTHS ENDED JULY 1955		Class Number
	Quantities	Values (\$)	Quantities	Values (\$)	
318 DENMARK	1	375	1	375	
327 FRANCE			4	17962	
335 GERMANY W	4	1883	41	10425	
354 NETHRLNDS			1	1548	
375 SWEDEN	1	1528	28	11483	
376 SWITZRLND			4	7793	
400 U STATES				4832800	
	5336	759514	25785	4832800	
	5629	797160	27725	5278748	
RIFLE MAKING MACHINERY					5559
ROAD MAKING MACHINERY AND PTS					5560
100 U KINGDOM		84117		88191	
224 JAMAICA				12787	
376 SWITZRLND				4434	
381 ALASKA				3500	
400 U STATES		888815		4023758	
		972932		4132670	
TRENCH AND DITCH MACH AND PTS					5561
100 U KINGDOM				15498	
400 U STATES		8095		32829	
		8095		48327	
ROLLERS STREET ROAD AND PARTS	NO				5562
100 U KINGDOM		35850	26	97178	
400 U STATES		180542	283	776719	
		81	309	873897	
ROLLS CAST FOR ROLLING STEEL					5563
100 U KINGDOM		5014		61916	
400 U STATES		47414		664738	
		52428		726654	
SAWMILL MACHINERY AND PARTS					5564
306 BELGIUM		1032		24574	
335 GERMANY W		36969		167185	
375 SWEDEN				1516	
400 U STATES		54949		357274	
		92950		550549	
SCRAPERS RAILWAY OR ROAD					5565
100 U KINGDOM				300	
400 U STATES		105659		869370	
		105659		869670	
SHOE MACHINERY AND PARTS					5566
100 U KINGDOM		113		7435	
318 DENMARK		344		4437	
327 FRANCE				5105	
335 GERMANY W		1262		12577	
344 ITALY				2502	
354 NETHRLNDS				341	
375 SWEDEN				5058	
400 U STATES		24014		355907	
		25733		393362	
ROLLS CAST FOR ROLLING PAPER					5567
100 U KINGDOM		2829		51818	
400 U STATES		5460		152508	
		8289		204326	
STAVE MAKING MACH AND PARTS					5568
335 GERMANY W		432		432	
400 U STATES				902	
		432		1334	
STREET CLEANING MACH AND PARTS					5569
100 U KINGDOM				54	
400 U STATES		38095		513858	
		38095		513912	
BEEET SUGAR MACHINERY AND PARTS					5570
400 U STATES		12089		93754	
		12089		93754	
VENEER DRYING MACHINES AND PTS					5571
400 U STATES		32829		66449	
		32829		66449	
WATER METERS N O P AND PARTS	NO				5572
100 U KINGDOM		502	151	5768	
376 SWITZRLND			1	209	
400 U STATES		8642	51	31993	
		16	203	37970	
WATER TURBINES AND PARTS					5573
100 U KINGDOM				16676	
359 NORWAY				12148	
375 SWEDEN				221	
400 U STATES		53138		337002	
		53138		366047	
WIRE STITCHER STAPLERS AND PTS					5574
100 U KINGDOM		2319		6425	
305 AUSTRIA		453		3029	
335 GERMANY W				5145	
344 ITALY				145	
354 NETHRLNDS				168	
375 SWEDEN		4221		14715	
400 U STATES		63876		457887	
		70869		487514	
YARN CORD FABRIC MACH AND PTS					5575
100 U KINGDOM		158460		1129341	
306 BELGIUM				27678	
317 CZECHO S		2500		8106	
318 DENMARK				5287	
327 FRANCE		1855		5078	
335 GERMANY W		27032		62265	
344 ITALY				3994	
347 JAPAN				3303	

IMPORTS INTO CANADA FOR CONSUMPTION

Articles and Countries from which Imported	MONTH OF JULY 1955		SEVEN MONTHS ENDED JULY 1955		Class Number
	Quantities	Values (\$)	Quantities	Values (\$)	
354 NETHRLNDS		3 485		3 485	
375 SWEDEN				749	
376 SWITZRLND		2 6517		9 4852	
400 U STATES		1 337 297		6 793 156	
		1 557 146		8 137 294	
ALL MACHINERY N O P AND PARTS					5 576
100 U KINGDOM		3 64 190		4 723 784	
221 B GUIANA		1 000		1 000	
234 AUSTRALIA				415	
305 AUSTRIA		153		2 427	
306 BELGIUM		5 836		6 2617	
317 CZECHO S		2 349		3 167	
318 DENMARK		20 910		23 6874	
326 FINLAND				2 355	
327 FRANCE		11 362		7 4616	
335 GERMANY W		2 587 33		8 785 45	
341 ICELAND				968	
344 ITALY		11 073		5 3102	
347 JAPAN		185		14 561	
352 MEXICO				624	
354 NETHRLNDS		2 403		5 6748	
359 NORWAY				1 694	
375 SWEDEN		24 991		15 5328	
376 SWITZRLND		15 991		91 349	
381 ALASKA		175		845	
400 U STATES		6 755 666		4 549 3591	
		7 475 019		51 854 610	
CIGARETTE CIGAR MACH AND PARTS					5 577
100 U KINGDOM		10 608		6 354 64	
327 FRANCE		250		322	
335 GERMANY W				3 370	
375 SWEDEN				1 373	
400 U STATES		15 098		16 3513	
		25 956		80 4042	
VENEER OR PLYWOOD MACH AND PTS					5 578
100 U KINGDOM		816		1 6137	
335 GERMANY W		6 371		9 957	
375 SWEDEN				630	
400 U STATES		12 340		25 6195	
		19 527		28 2919	
PURIFIERS FOR FISH OILS					5 579
400 U STATES				1 970	
				1 970	
FORGED STEEL ROLLS					5 580
100 U KINGDOM		7 847		8 7378	
400 U STATES		10 3956		7 34474	
		11 1803		82 1852	
FIXED METERS GAUGES FOR LIQUID					5 581
100 U KINGDOM		2 211		6 018	
327 FRANCE				278	
400 U STATES		7 2483		28 0844	
		7 4694		28 7140	
AIR CONDITIONING APPARATUS NOP					5 582
100 U KINGDOM		20 717		11 6635	
327 FRANCE				4 182	
335 GERMANY W		5 926		7 798	
347 JAPAN		292		292	
354 NETHRLNDS				5 987	
375 SWEDEN				183	
400 U STATES		7 30768		38 17216	
		7 57703		39 52293	
DIES IN THE ROUGH					5 583
100 U KINGDOM		206		1 931	
335 GERMANY W				513	
400 U STATES		4 447		30 475	
		4 653		32 919	
BOTTLING MACHINES AND PARTS					5 584
100 U KINGDOM		301		1 6220	
335 GERMANY W				5 724	
400 U STATES		22 7127		1 395 556	
		22 7428		1 417 500	
BULLDOZERS EARTHMOVERS AND PTS					5 585
100 U KINGDOM	NO	39 920	17	10 7722	
381 ALASKA		3 591		4 535	
400 U STATES		121 4641	1274	7 699 407	
		177			
		186	1 291	7 811 664	
CONVEYING EQUIPMENT AND PARTS					5 586
100 U KINGDOM		25 307		4 662 06	
306 BELGIUM				5 285	
335 GERMANY W		14 58		6 812	
354 NETHRLNDS		915		1 707	
359 NORWAY				4 133	
375 SWEDEN		5 392		2 6933	
381 ALASKA				527	
400 U STATES		36 7089		28 72915	
		40 0161		33 84518	
POWER JACKS AND PARTS					5 587
100 U KINGDOM	NO	16	483	17 545	
306 BELGIUM			1	501	
335 GERMANY W		8	18	497	
375 SWEDEN			179	2 000	
400 U STATES		40 32	30 161	7 50730	
		40 56	30 842	7 71273	
STONE CRUSHING MACH AND PARTS					5 588
100 U KINGDOM				258	
335 GERMANY W				4 580	

IMPORTS INTO CANADA FOR CONSUMPTION

Articles and Countries from which Imported	MONTH OF JULY 1955		SEVEN MONTHS ENDED JULY 1955		Class Number
	Quantities	Values (\$)	Quantities	Values (\$)	
400 U STATES		295250		1721437	
WOODWORKING MACH AND PARTS NOP		295250		1726275	5589
100 U KINGDOM		30956		207436	
305 AUSTRIA				17337	
306 BELGIUM		8596		24186	
317 CZECHOS				2914	
318 DENMARK				23446	
327 FRANCE				3431	
335 GERMANY W		8247		111631	
344 ITALY				90	
354 NETHRLNDS				544	
375 SWEDEN		2843		26167	
376 SWITZRLND		195		3514	
400 U STATES		230177		2486315	
		281014		2907011	
AIR CONDITIONERS ROOM SIZE	NO				5590
400 U STATES	589	128018	4064	534629	
SPRINGS FOR SURGICAL TRUSSES	589	128018	4064	534629	5591
400 U STATES	LB		40	78	
			40	78	
SPRINGS FOR RAILWAY VEHICLES					5592
100 U KINGDOM				214	
400 U STATES		3418		28273	
		3418		28487	
SPRINGS FOR OTHER VEHICLES					5593
100 U KINGDOM				380	
400 U STATES		800		15722	
		800		16102	
SPRINGS FOR FURNITURE					5594
400 U STATES		17840		94674	
		17840		94674	
SPRINGS FOR CLOCKS					5595
335 GERMANY W				461	
400 U STATES		83		2502	
		83		2961	
BATHS BATHTUBS IRON OR STEEL					5600
100 U KINGDOM				5234	
335 GERMANY W		4459		85308	
400 U STATES		94949		443233	
		99408		533775	
BASINS CLOSETS SINKS					5601
100 U KINGDOM		19073		127592	
335 GERMANY W		256		19412	
375 SWEDEN				24747	
400 U STATES		152132		1057528	
		171461		1229279	
CONTAINERS TINPLATE FOR FOOD					5602
400 U STATES		122091		594733	
		122091		594733	
CONTAINERS TINPLATE N O P					5603
100 U KINGDOM		5860		21667	
309 BRAZIL				181	
335 GERMANY W				114	
354 NETHRLNDS				1278	
381 ALASKA				119	
400 U STATES		173923		801836	
		179783		825195	
HOLLOW WARE ENAMELLED IRON					5604
100 U KINGDOM		7264		23308	
306 BELGIUM				1776	
318 DENMARK				296	
335 GERMANY W		58		908	
354 NETHRLNDS				1285	
375 SWEDEN				214	
389 IRELAND				262	
400 U STATES		22012		247560	
		29334		275609	
HOLLDW WARE IRON N O P					5605
100 U KINGDOM		12478		66654	
306 BELGIUM		142		142	
318 DENMARK		190		2124	
327 FRANCE				1983	
335 GERMANY W		886		8196	
344 ITALY		374		684	
347 JAPAN		3969		11750	
354 NETHRLNDS				2464	
375 SWEDEN				2918	
400 U STATES		387082		2023165	
		405121		2120080	
KITCHEN DAIRY HOLLOW WARE TIN					5606
100 U KINGDOM				2342	
335 GERMANY W		5542		17734	
347 JAPAN		127		127	
400 U STATES		28399		203120	
		34068		223323	
MFRS OF TIN AND TINPLATE N O P					5607
100 U KINGDOM		12179		88344	
231 HONG KONG				890	
234 AUSTRALIA				284	
309 BRAZIL				251	
318 DENMARK		143		143	
327 FRANCE		232		792	
335 GERMANY W		910		10841	
347 JAPAN		939		1753	

IMPORTS INTO CANADA FOR CONSUMPTION

Articles and Countries from which Imported	MONTH OF JULY 1955		SEVEN MONTHS ENDED JULY 1955		Class Number
	Quantities	Values (\$)	Quantities	Values (\$)	
352 MEXICO				326	
354 NETHRLNDS		5220		7891	
359 NORWAY				409	
376 SWITZRLND				156	
400 U STATES		250342		1670508	
ANVILS AND VISES		269965		1782588	
100 U KINGDOM		16727		80340	5621
335 GERMANY W		1231		7401	
347 JAPAN				271	
375 SWEDEN				171	
376 SWITZRLND				117	
400 U STATES		16376		102138	
AUGERS BITS AND DRILLS		34334		190438	
100 U KINGDOM		83302		381455	5622
234 AUSTRALIA		5341		20666	
305 AUSTRIA		745		1965	
318 DENMARK				912	
327 FRANCE		2699		8025	
335 GERMANY W		16627		94769	
344 ITALY		271		271	
347 JAPAN				2797	
354 NETHRLNDS		47		1248	
375 SWEDEN		1183		7748	
376 SWITZRLND				678	
400 U STATES		106064		665964	
AXES		216279		1186498	
	DOZ				5623
100 U KINGDOM	12	264	388	5582	
335 GERMANY W	12	93	511	4603	
375 SWEDEN	547	5265	2852	28349	
400 U STATES	124	1816	585	11336	
FILES N O P AND RASPS		695	7438	4336	49870
	DOZ				5624
100 U KINGDOM	2732	7350	18452	52521	
335 GERMANY W	84	465	876	3404	
347 JAPAN			600	587	
366 PORTUGAL			1812	3659	
375 SWEDEN			3945	8651	
376 SWITZRLND	342	738	452	1244	
400 U STATES	3270	17545	29047	165492	
HACK SAW BLADES		6428	26098	55184	235558
100 U KINGDOM		3303		40567	5625
305 AUSTRIA		439		439	
335 GERMANY W		2766		11876	
375 SWEDEN				758	
400 U STATES		9918		75593	
SAWS N O P		16426		129233	
100 U KINGDOM		4931		37555	5626
305 AUSTRIA		217		488	
306 BELGIUM				377	
327 FRANCE				1684	
335 GERMANY W		17120		60690	
347 JAPAN				237	
359 NORWAY		2615		3387	
375 SWEDEN		1830		132573	
400 U STATES		22949		197530	
WRENCHES		49662		434521	
100 U KINGDOM		2481		29884	5627
234 AUSTRALIA				67	
305 AUSTRIA		772		2276	
318 DENMARK		771		771	
335 GERMANY W		29107		127631	
347 JAPAN				1442	
354 NETHRLNDS				834	
375 SWEDEN		143		1427	
376 SWITZRLND				435	
400 U STATES		155776		1119118	
ADZES CLEAVERS HATCHETS PLANES		189050		1283885	
100 U KINGDOM		16330		100318	5628
234 AUSTRALIA		2418		2418	
305 AUSTRIA				58	
306 BELGIUM				2547	
317 CZECHO S				68	
327 FRANCE		69		496	
335 GERMANY W		28890		132009	
344 ITALY				1051	
347 JAPAN		1449		3022	
354 NETHRLNDS				249	
375 SWEDEN		8036		43437	
376 SWITZRLND		125		250	
381 ALASKA				217	
400 U STATES		82358		623045	
ENGINEERS PRECISION TOOLS		139675		909185	
100 U KINGDOM		54417		208122	5629
207 UN SO AFR		110		110	
234 AUSTRALIA				568	
305 AUSTRIA				1155	
318 DENMARK				2038	
327 FRANCE				654	

IMPORTS INTO CANADA FOR CONSUMPTION

Articles and Countries from which Imported	MONTH OF JULY 1955		SEVEN MONTHS ENDED JULY 1955		Class Number
	Quantities	Values (\$)	Quantities	Values (\$)	
335 GERMANY W		22107		165490	
344 ITALY		1182		1531	
347 JAPAN		14447		77137	
354 NETHRLNOS				377	
375 SWEDEN		10663		41775	
376 SWITZRLND		38871		134886	
381 ALASKA				225	
400 U STATES		458868		2917989	
		600665		3552257	
TOOLS N O P					5630
100 U KINGDOM		36478		256042	
203 B E AFR				440	
231 HONG KONG				333	
234 AUSTRALIA		1374		6247	
305 AUSTRIA		1342		3214	
317 CZECHO S				1287	
318 DENMARK				1774	
327 FRANCE		6498		20887	
335 GERMANY W		22852		166057	
344 ITALY				2590	
347 JAPAN		3409		20606	
354 NETHRLNDS		463		8381	
359 NORWAY				13879	
375 SWEDEN		4102		20018	
376 SWITZRLND		215		3466	
384 P RICO		80		959	
400 U STATES		427476		3197693	
		504289		3723865	
FILES MANICURE					5631
100 U KINGDOM				2000	
327 FRANCE				224	
335 GERMANY W		1305		5282	
400 U STATES		636		9973	
		1941		17479	
TOOLS FOR USE IN MACHINES					5632
100 U KINGDOM		35401		234160	
234 AUSTRALIA				1765	
305 AUSTRIA		59		1843	
306 BELGIUM				106	
327 FRANCE				216	
335 GERMANY W		7310		60177	
344 ITALY				246	
354 NETHRLNDS				144	
375 SWEDEN		597		12433	
376 SWITZRLND		1449		9208	
400 U STATES		353434		2548836	
		398250		2869134	
AUTOMOBILES FREIGHT NEW					5641
NO					
100 U KINGDOM	49	60909	327	362988	
306 BELGIUM			5	4875	
335 GERMANY W	115	111113	607	604156	
400 U STATES	672	2668729	3746	14741083	
	836	2840751	4685	15713102	
AUTOS PASS NEW UNDER 1200 DOL					5642
NO					
100 U KINGDOM	1149	1115669	9259	8736564	
306 BELGIUM			4	3944	
317 CZECHO S			2	1601	
327 FRANCE	1	1120	7	5369	
335 GERMANY W	510	378951	3150	2373458	
354 NETHRLNDS			1	1128	
400 U STATES	240	281286	288	335417	
	1900	1777026	12711	11457481	
AUTOS PASS NEW 1200 TO 2100 DOL					5643
NO					
100 U KINGDOM	47	62646	530	739093	
335 GERMANY W	7	11250	35	59514	
400 U STATES	1207	1746376	6938	11842522	
	1261	1820272	7503	12641129	
AUTOS PASS NEW N O P					5644
NO					
100 U KINGDOM	42	115727	150	408211	
335 GERMANY W	1	2263	11	43186	
400 U STATES	817	2183007	7593	20088589	
	860	2300997	7754	20539986	
MOTOR OMNIBUSES NEW					5645
NO					
335 GERMANY W	6	7100	60	77519	
400 U STATES	33	437158	144	2372459	
	39	444258	204	2449978	
PARTS OF MOTOR BUS BODIES 4381					5646
NO					
100 U KINGDOM		66		9258	
335 GERMANY W		1651		2951	
400 U STATES		332898		2506417	
		334615		2518626	
AXLES BRAKES CLUTCHES TRUCK					5649
NO					
100 U KINGDOM		400		13644	
305 AUSTRIA				715	
335 GERMANY W				2367	
400 U STATES		1461713		9112458	
		1462113		9129184	
AUTOMOBILE PARTS N O P					5650
NO					
100 U KINGDOM		214583		1532810	
220 BERMUDA				1279	
234 AUSTRALIA				1073	
305 AUSTRIA				690	
317 CZECHO S				117	
327 FRANCE				4368	
335 GERMANY W		24218		169944	
354 NETHRLNDS		818		4453	

IMPORTS INTO CANADA FOR CONSUMPTION

Articles and Countries from which Imported	MONTH OF JULY 1955		SEVEN MONTHS ENDED JULY 1955		Class Number
	Quantities	Values (\$)	Quantities	Values (\$)	
375 SWEDEN				3333	
376 SWITZRLND		148		148	
381 ALASKA		200		1161	
400 U STATES		17666688		150700026	
		17906655		152419402	
BICYCLES N O P	NO				5651
100 U KINGDOM	6255	129440	58925	1175984	
306 BELGIUM			9	231	
327 FRANCE	2	43	1215	20949	
335 GERMANY W	40	397	1081	16996	
344 ITALY	177	4912	429	11136	
354 NETHRLNDS	150	2856	459	9423	
400 U STATES	248	3205	1172	18022	
	6872	140853	63290	1252741	
BICYCLE PARTS					5652
100 U KINGDOM		71206		296476	
327 FRANCE		571		1172	
335 GERMANY W		2358		21688	
344 ITALY		50		50	
347 JAPAN		176		4305	
354 NETHRLNDS				190	
375 SWEDEN		539		1977	
400 U STATES		1512		9764	
		76412		335622	
CARS RAILWAY BOX AND FLAT	NO				5653
100 U KINGDOM			12	9880	
400 U STATES	3	4113	114	133651	
	3	4113	126	143531	
CARS RAILWAY PASSENGER	NO				5654
400 U STATES	6	562875	65	7820976	
	6	562875	65	7820976	
CARS RAILWAY TANK	NO				5655
400 U STATES			5	14127	
			5	14127	
CARS RAILWAY N O P	NO				5656
100 U KINGDOM	10	5606	34	17560	
400 U STATES	115	46534	157	2692270	
	125	52140	191	2709830	
CARS RAILWAY PARTS OF					5657
100 U KINGDOM		2451		33855	
400 U STATES		135052		1051893	
		137503		1085748	
MOTOR RAIL CARS AND PARTS	NO				5658
100 U KINGDOM		593	6	117093	
381 ALASKA				293	
400 U STATES		16485	8	963260	
		17078	14	1080646	
MOTOR CYCLES SIOE CARS AND PTS	NO				5660
100 U KINGDOM	97	45930	990	417004	
305 AUSTRIA		770	2	1976	
306 BELGIUM			2	217	
317 CZECHO S	3	892	83	14716	
327 FRANCE				143	
335 GERMANY W	38	9457	282	61103	
344 ITALY	16	3542	113	23394	
354 NETHRLNDS			16	1380	
400 U STATES	34	26428	229	223794	
	188	87019	1717	743727	
MOTOR VEHICLES N O P	NO				5661
100 U KINGDOM	14	20399	108	189007	
306 BELGIUM			1	980	
327 FRANCE			4	6284	
335 GERMANY W			3	3405	
347 JAPAN			1	1700	
352 MEXICO			1	636	
354 NETHRLNDS			1	50	
376 SWITZRLND			1	960	
381 ALASKA			1	96	
400 U STATES	118	178630	825	1366428	
	132	199029	946	1569546	
TRACTION ENGINES NOP AND PARTS	NO				5663
400 U STATES		280		829	
		280		829	
TRICYCLES N O P	NO				5664
100 U KINGDOM	18	277	141	1344	
335 GERMANY W	150	1489	300	2985	
344 ITALY			12	67	
347 JAPAN			100	177	
400 U STATES	2927	11178	15047	55971	
	3095	12944	15600	60544	
FRAMES FOR BICYCLES	NO				5670
100 U KINGDOM			238	1429	
			238	1429	
TRUCKS BODIES FOR STREET CARS					5671
FACTORY WAREHOUSE TRUCKS MOTOR	NO				5672
100 U KINGDOM	5	23334	45	120742	
375 SWEDEN	2	354	2	354	
400 U STATES	189	702781	1314	5223191	
	196	726469	1361	5344287	
ROLLER BEARINGS AND PARTS NOP					5680
100 U KINGDOM		46884		299000	
305 AUSTRIA				5269	
327 FRANCE		2515		2515	
335 GERMANY W		8863		94821	
375 SWEDEN		67067		463253	

IMPORTS INTO CANADA FOR CONSUMPTION

Articles and Countries from which Imported	MONTH OF JULY 1955		SEVEN MONTHS ENDED JULY 1955		Class Number
	Quantities	Values (\$)	Quantities	Values (\$)	
376 SWITZRLND		482		612	
400 U STATES		294770		2296278	
ANCHORS FOR VESSELS		420581		3161748	
100 U KINGDOM	CWT 148	1511	1331	15756	5681
400 U STATES	221	4295	1458	37069	
	369	5806	2789	52825	
BALL AND ROLR BRNGS FOR AUTOS					5682
100 U KINGDOM		7883		34554	
327 FRANCE				4815	
335 GERMANY W		281		6810	
375 SWEDEN				988	
400 U STATES		196961		1756505	
		205125		1803672	
BALLS ROLLERS FOR BEARINGS					5683
100 U KINGDOM				1937	
335 GERMANY W		1535		8328	
375 SWEDEN		8336		61044	
400 U STATES		21112		259111	
		30983		330420	
BURNISHING BALLS					5684
100 U KINGDOM		699		1801	
400 U STATES		1074		7330	
		1773		9131	
BALL BEARINGS AND PARTS N O P					5685
100 U KINGDOM		48930		236455	
305 AUSTRIA		9938		19484	
327 FRANCE				1454	
335 GERMANY W		18971		163557	
375 SWEDEN		34863		226341	
376 SWITZRLND				254	
400 U STATES		282432		2251322	
		395134		2898875	
BOTTLES STEEL FOR GAS					5686
100 U KINGDOM				111025	
220 BERMUDA				5800	
224 JAMAICA		60		484	
227 BAHAMAS		400		830	
334 ST PIERRE		60		60	
381 ALASKA		141		141	
400 U STATES		106960		498534	
		107621		616874	
BAYONETS SWORDS FOILS MASKS					5687
100 U KINGDOM		249		8587	
327 FRANCE				119	
335 GERMANY W				537	
400 U STATES				1089	
		249		10332	
MATERIALS FOR CREAM SEPARATORS					5688
DRUMS CYLINDERS BARRELS TANKS					5689
100 U KINGDOM		21385		157781	
224 JAMAICA				4881	
335 GERMANY W		11253		19661	
381 ALASKA		201		4221	
400 U STATES		206629		1385917	
		239468		1572461	
FRAMES FOR PURSES RETICULES					5691
100 U KINGDOM		8510		41694	
306 BELGIUM		2365		34066	
327 FRANCE		542		1192	
335 GERMANY W		10535		45007	
344 ITALY		298		2417	
372 SPAIN				828	
400 U STATES		9771		102592	
		32021		227796	
FURNITURE OF METAL					5692
100 U KINGDOM		23433		143772	
231 HONG KONG				269	
318 DENMARK		2149		2602	
327 FRANCE		42		566	
335 GERMANY W		52		7317	
344 ITALY		420		1346	
347 JAPAN		153		921	
354 NETHRLNDS		1882		4656	
372 SPAIN		148		201	
375 SWEDEN				2589	
376 SWITZRLND		115		5475	
381 ALASKA				500	
400 U STATES		526073		3847160	
		554467		4017375	
MATERIALS FOR BUOYS					5693
100 U KINGDOM				5336	
375 SWEDEN				2073	
400 U STATES		7029		45659	
		7029		53062	
GOLF SHAFTS OF SEAMLESS STEEL					5694
100 U KINGDOM		3619		76042	
400 U STATES		921		12138	
		4540		88180	
MATERIALS FOR RIFLES					5695
METAL PARTS FOR SHOTGUNS					5696
400 U STATES				1527	
				1527	

IMPORTS INTO CANADA FOR CONSUMPTION


Articles and Countries from which Imported	MONTH OF JULY 1955		SEVEN MONTHS ENDED JULY 1955		Class Number
	Quantities	Values (\$)	Quantities	Values (\$)	
GUN BARRELS ROUGH BORED 400 U STATES				1710	5697
				1710	
GUNS RIFLES AIR GUNS FIREARMS 100 U KINGDOM		3520		29160	5698
305 AUSTRIA				329	
306 BELGIUM				3679	
317 CZECHO S				1634	
318 DENMARK				268	
326 FINLAND				249	
327 FRANCE		173		3824	
335 GERMANY W		390		9115	
344 ITALY				1604	
347 JAPAN				173	
372 SPAIN		137		2381	
376 SWITZRLND		131		698	
400 U STATES		60439		282014	
		64790		335128	
GUNS NOT MADE IN CANADA 100 U KINGDOM		3320		28131	5699
305 AUSTRIA				4591	
306 BELGIUM		11572		77664	
317 CZECHO S		1300		4604	
318 DENMARK				795	
326 FINLAND				505	
327 FRANCE		739		1808	
335 GERMANY W		1686		13654	
344 ITALY		814		1606	
354 NETHRLNDS				217	
372 SPAIN		930		5484	
375 SWEDEN		22375		56437	
376 SWITZRLND		1051		1051	
384 P RICO				765	
390 GERMANY E				256	
400 U STATES		587331		1535870	
		631118		1733438	
KNIFE FORK SCISSORS BLANKS 100 U KINGDOM				384	5700
400 U STATES		1532		60653	
		1532		61037	
METAL PARTS LOOSELEAF BINDERS 100 U KINGDOM		7002		37269	5701
390 GERMANY E				105	
400 U STATES		28093		229634	
		35095		267008	
MAGIC LANTERNS AND SLIDES 100 U KINGDOM		343		24554	5702
327 FRANCE				237	
335 GERMANY W		81		7331	
347 JAPAN				419	
400 U STATES		46366		414276	
		46790		446817	
PRESSED STEEL BELT PULLEYS 100 U KINGDOM				4110	5703
400 U STATES		12154		79217	
		12154		83327	
RAILWAY TIES FISH PLATES IRON CWT					5704
100 U KINGDOM	8803	49441	15476	91157	
306 BELGIUM	39	264	211	1247	
335 GERMANY W			12	61	
354 NETHRLNDS	28	154	28	154	
381 ALASKA			40	137	
400 U STATES	2298	15957	39899	247914	
	11168	65816	55666	340670	
RAILWAY INTERSECTION LAYOUTS 100 U KINGDOM				566	5705
381 ALASKA				210	
400 U STATES		6167		59293	
		6167		60069	
SAFES AND DOORS FOR VAULTS 100 U KINGDOM		19430		132436	5706
335 GERMANY W				7712	
359 NORWAY				1495	
400 U STATES		51630		598520	
		71060		740163	
SCALES BALANCES WEIGHING BEAMS 100 U KINGDOM		1886		27163	5707
306 BELGIUM		10119		20850	
335 GERMANY W		51487		125604	
354 NETHRLNDS		2071		7008	
359 NORWAY				315	
375 SWEDEN				13316	
376 SWITZRLND		709		20739	
400 U STATES		251403		1801444	
		317675		2016439	
STEEL WOOL 100 U KINGDOM		1439		1439	5708
400 U STATES		4022		83396	
		5461		84835	
LATH OF IRON OR STEEL CWT					5709
100 U KINGDOM	127	1943	2561	24780	
400 U STATES	2314	30007	10565	126770	
	2441	31950	13126	151550	

IMPORTS INTO CANADA FOR CONSUMPTION

Articles and Countries from which Imported	MONTH OF JULY 1955		SEVEN MONTHS ENDED JULY 1955		Class Number
	Quantities	Values (\$)	Quantities	Values (\$)	
VALVES IRON OR STEEL N O P					
100 U KINGDOM		29638		315361	5713
305 AUSTRIA				1737	
318 DENMARK				189	
335 GERMANY W		300		7119	
354 NETHRLNDS				4263	
375 SWEDEN				609	
400 U STATES		527326		3695469	
		557264		4024747	
MANUFACTURES OF IRON STEEL NOP					
100 U KINGDOM		309445		2713798	5714
225 TRINIDAD		361		672	
231 HONG KONG				74	
305 AUSTRIA		2210		6287	
306 BELGIUM		732		4408	
318 DENMARK		462		2791	
327 FRANCE		8015		28114	
335 GERMANY W		45274		255922	
344 ITALY		8526		226327	
347 JAPAN		10411		60720	
354 NETHRLNDS		9941		56138	
359 NORWAY		390		16648	
372 SPAIN		195		481	
375 SWEDEN		27529		158692	
376 SWITZRLND		499		24213	
381 ALASKA				1502	
384 P RICO				709	
400 U STATES		4683669		31889979	
		5107659		35447475	
COOKING STOVES COAL OR WOOD	NO				
100 U KINGDOM	6	1053	48	5488	5715
400 U STATES	12	507	608	17146	
	18	1560	656	22634	
COOKING STOVES ELEC OVER 25DOL	NO				
100 U KINGDOM			1	123	5716
400 U STATES	1537	175003	12278	1485216	
	1537	175003	12279	1485339	
COOKING STOVES GAS OVER 10 DOL	NO				
100 U KINGDOM			2	66	5717
400 U STATES	2699	216536	15100	1199463	
	2699	216536	15102	1199529	
COOKING STOVES OIL OVER 10 DOL	NO				
100 U KINGDOM	1	56	1	56	5718
400 U STATES	685	27009	1788	70527	
	686	27065	1789	70583	
FURNACES DOMESTIC HOT WATER					
400 U STATES		68748		320765	5719
		68748		320765	
FURNACES DOMESTIC WARM AIR	NO				
400 U STATES	3301	435115	15320	2065315	5720
	3301	435115	15320	2065315	
OIL BURNERS	NO				
100 U KINGDOM	6	2389	6	2389	5721
400 U STATES	858	91263	4531	436372	
	864	93652	4537	438761	
RADIATORS CAST IRON	50 FT				
400 U STATES			16758	6876	5722
			16758	6876	
ELECTRIC COOKING APPARATUS NOP					
100 U KINGDOM		13738		101091	5723
305 AUSTRIA				875	
335 GERMANY W		2210		2867	
344 ITALY		154		154	
376 SWITZRLND		867		867	
400 U STATES		180745		1733072	
		197714		1838926	
HEATING COOKING APPARATUS NOP					
100 U KINGDOM		2915		11691	5724
335 GERMANY W		2433		6449	
354 NETHRLNDS		230		230	
375 SWEDEN				2266	
400 U STATES		193495		1036952	
		199073		1057588	
PARTS HEATING AND COOKING APP					
100 U KINGDOM		1542		10819	5725
335 GERMANY W				2595	
375 SWEDEN				4057	
400 U STATES		875640		6176753	
		877182		6194224	
OVENS COMMERCIAL BAKERY					
100 U KINGDOM		48725		112640	5726
400 U STATES		14613		311899	
		63338		424539	
GAS STOVE THERMOSTATS LIGHTERS					
100 U KINGDOM				462	5727
400 U STATES		2291		52075	
		2291		52537	
HEATERS OIL 20 DOLLARS OR OVER	NO				
100 U KINGDOM			4	107	5728
306 BELGIUM			3	113	
400 U STATES	1926	85755	11690	505461	
	1926	85755	11697	505681	
METAL STAMPINGS FOR BATHTUBS	CWT				
400 U STATES	8140	132452	49154	809978	5729
	8140	132452	49154	809978	

IMPORTS INTO CANADA FOR CONSUMPTION

Articles and Countries from which Imported	MONTH OF JULY 1955		SEVEN MONTHS ENDED JULY 1955		Class Number
	Quantities	Values (\$)	Quantities	Values (\$)	
INDUSTRIAL FURNACES AND PARTS					5730
100 U KINGDOM				75309	
335 GERMANY W				2867	
375 SWEDEN				836	
376 SWITZRLND				745	
400 U STATES		203320		1129200	
		203320		1208957	
RANGE OIL BURNERS					5731
400 U STATES	NO				
	77	1557	828	26785	
	77	1557	828	26785	
WATER HEATER PARTS					5733
100 U KINGDOM		484		1648	
335 GERMANY W		244		1284	
400 U STATES		15994		163972	
		16722		166904	
WATER HEATERS GAS					5734
	NO				
100 U KINGDOM	60	3402	233	12997	
335 GERMANY W	200	9779	432	20942	
354 NETHRLNOS	63	1992	127	5430	
400 U STATES	1976	94419	9124	452249	
	2299	109592	9916	491618	
WATER HEATERS ELECTRIC					5735
	NO				
100 U KINGDOM			119	5315	
335 GERMANY W			1370	3206	
400 U STATES	2166	114154	10822	552437	
	2166	114154	12311	560958	
WATER HEATERS N O P					5736
	NO				
100 U KINGDOM	1	90	3	305	
335 GERMANY W			6	478	
400 U STATES	125	8042	2085	126475	
	126	8132	2094	127258	



IMPORTS INTO CANADA FOR CONSUMPTION

Articles and Countries from which Imported	MONTH OF JULY 1955		SEVEN MONTHS ENDED JULY 1955		Class Number
	Quantities	Values (\$)	Quantities	Values (\$)	
GROUP 6					
NONFERROUS METALS AND PRODUCTS					
ALUMINA N O P	CWT				6001
100 U KINGDOM	67	872	1172	4125	
221 B GUIANA	134781	111407	839777	692139	
356 SURINAM	138109	115929	819603	636357	
400 U STATES	92324	149853	467558	680864	
	365281	378061	2128110	2013485	
BAUXITE ALUMINA FOR REFINING	CWT				6002
221 B GUIANA	3792925	849277	13588154	2970525	
224 JAMAICA	87500	235648	1364603	3747415	
328 FR AFRICA	1338014	364152	4449722	1210975	
347 JAPAN			142885	434388	
356 SURINAM	755842	217108	3589486	936324	
400 U STATES	717	252	897	1695	
	5974998	1666437	23135747	9301322	
CRYOLITE OR KRYOLITE	CWT				6003
400 U STATES			1332	16566	
			1332	16566	
ALUMINUM PIGS INGOTS BLOCKS	CWT				6004
100 U KINGDOM			55	1668	
400 U STATES	58	1589	573	16239	
	58	1589	628	17907	
ALUMINUM SCRAP	CWT				6005
400 U STATES	58	541	754	7561	
	58	541	754	7561	
ALUMINUM ANGLES CHANNELS BEAMS	CWT				6006
100 U KINGDOM	248	9712	4298	149247	
400 U STATES	512	36367	4071	248440	
	760	46079	8369	397687	
ALUMINUM BAR ROD ANO WIRE RODS	CWT				6007
100 U KINGDOM	4	189	4545	160326	
335 GERMANY W			8	1494	
375 SWEDEN			10	232	
400 U STATES	1049	44550	6548	284129	
	1053	44739	11111	446181	
ALUMINUM LEAF OR FOIL					6009
100 U KINGDOM		2446		38252	
305 AUSTRIA				495	
335 GERMANY W		1127		2626	
376 SWITZRLNO				591	
400 U STATES		28745		154975	
		32318		196939	
ALUMINUM PIPES AND TUBES	CWT				6010
100 U KINGDOM	1185	24963	6529	270071	
207 UN SO AFR			14	903	
335 GERMANY W			1	68	
400 U STATES	885	52970	3119	199859	
	2070	77933	9663	470901	
ALUMINUM PLATES SHEETS STRIPS	CWT				6011
100 U KINGDOM	1989	69758	11791	394235	
376 SWITZRLND	29	1217	34	1497	
400 U STATES	867	47081	15504	750245	
	2885	118056	27329	1145977	
ALUMINUM POWDER	LB				6012
100 U KINGDOM			25266	8865	
335 GERMANY W			39695	15553	
375 SWEDEN			1595	551	
400 U STATES	1200	985	172086	52716	
	1200	985	238642	77685	
ALUMINUM WIRE ANO CABLE	CWT				6013
100 U KINGDOM	45	2368	93	5303	
400 U STATES	30	1810	1159	58853	
	75	4178	1252	64156	
ALUMINUM HOUSEHOLD HOLLOW WARE					6014
100 U KINGDOM		4476		38527	
335 GERMANY W		712		2994	
344 ITALY		73326		168160	
347 JAPAN		2268		12978	
376 SWITZRLND		128		548	
400 U STATES		202309		895394	
		283219		1118601	
ALUMINUM MANUFACTURES N O P					6015
100 U KINGDOM		79641		579138	
231 HONG KONG				813	
305 AUSTRIA		153		1088	
306 BELGIUM				376	
318 DENMARK				279	
327 FRANCE		624		4648	
335 GERMANY W		3972		22311	
344 ITALY		3863		11102	
347 JAPAN		4325		15344	
354 NETHRLNOS		2154		4507	
375 SWEOEN				14428	
376 SWITZRLND		1564		7025	
400 U STATES		787892		5287686	
		884188		5948745	
BRASS IN BLOCKS INGOTS OR PIGS	CWT				6021
400 U STATES			72	4448	
			72	4448	
BRASS SCRAP	CWT				6022
100 U KINGDOM			6	72	
400 U STATES	20	682	535	12116	
	20	682	541	12188	

IMPORTS INTO CANADA FOR CONSUMPTION

Articles and Countries from which Imported	MONTH OF JULY 1955		SEVEN MONTHS ENDED JULY 1955		Class Number
	Quantities	Values (\$)	Quantities	Values (\$)	
BRASS IN BARS AND RODS	CWT				6023
100 U KINGDOM			666	23968	
400 U STATES	64	4049	1180	50180	
	64	4049	1846	74148	
BRASS IN STRIPS SHEETS PLATES	CWT				6024
100 U KINGDOM	937	39177	4755	170209	
306 BELGIUM	120	5151	120	5151	
400 U STATES	107	9104	999	70466	
	1164	53432	5874	245826	
BRASS TUBING	CWT				6025
100 U KINGDOM	7	739	1579	84817	
335 GERMANY W	61	6702	120	12237	
376 SWITZRLND	25	1483	25	1483	
400 U STATES	421	33867	5272	369829	
	514	42791	6996	468366	
METAL CAPS FOR ELEC BATTERIES					6026
400 U STATES		1724		28560	
		1724		28560	
BRASS CUPS FOR PAPER CARTRIDGE					6027
BRASS OR BRONZE COIN LOCKS					6029
400 U STATES		275		686	
		275		686	
BRASS HAND PUMPS N O P					6030
100 U KINGDOM				109	
400 U STATES		683		19757	
		683		19866	
BRASS VALVES					6031
100 U KINGDOM		3880		64531	
318 DENMARK		2336		28323	
335 GERMANY W		2718		3732	
344 ITALY				15766	
347 JAPAN		6611		10818	
359 NORWAY				4586	
360 ISRAEL				691	
375 SWEDEN		3875		60442	
400 U STATES		252368		1909957	
		271788		2098846	
BRASS METERS AND PARTS					6032
100 U KINGDOM				6542	
400 U STATES		14037		130166	
		14037		136708	
BRASS WIRE N O P	LB				6033
100 U KINGDOM			9964	4297	
400 U STATES	285	289	5494	4956	
	285	289	15458	9253	
BRASS WIRE CLOTH OR WOVEN WIRE					6034
100 U KINGDOM		1073		3039	
335 GERMANY W		6472		25237	
347 JAPAN				241	
354 NETHRLNDS				382	
375 SWEDEN		7809		7809	
400 U STATES		765		32401	
		16119		69109	
BRASS MANUFACTURE N O P					6035
100 U KINGDOM		46849		394596	
215 INDIA		1836		8487	
223 BARBADOS				146	
231 HONG KONG		5393		28024	
305 AUSTRIA		484		1885	
306 BELGIUM				3498	
317 CZECHO S				155	
318 DENMARK		330		9126	
327 FRANCE		723		12648	
335 GERMANY W		12714		47148	
336 GREECE				181	
344 ITALY		3696		47928	
347 JAPAN		6076		29270	
354 NETHRLNDS		4385		38900	
360 ISRAEL				3096	
371 THAILAND				240	
375 SWEDEN		576		5834	
376 SWITZRLND		348		937	
389 IRELAND				4581	
400 U STATES		874266		6500028	
		957676		7136708	
BRASS WIRE FOR FOURDRINIER					6036
400 U STATES				15982	
				15982	
COPPER IN BLOCKS PIGS INGOTS	CWT				6042
400 U STATES	21	1031	53	2273	
	21	1031	53	2273	
COPPER SCRAP	CWT				6043
352 MEXICO			143	3933	
400 U STATES	973	33076	3548	100520	
	973	33076	3691	104453	
COPPER BARS FOR ELECTRIC WIRES	CWT				6044
400 U STATES	2692	84147	13415	400335	
	2692	84147	13415	400335	
COPPER IN BARS OR RODS N O P	CWT				6046
400 U STATES	34	2410	885	29261	
	34	2410	885	29261	
COPPER IN STRIPS SHEETS PLATES	CWT				6047
100 U KINGDOM	333	17221	1151	51531	
400 U STATES	55	4102	678	40029	
	388	21323	1829	91560	

IMPORTS INTO CANADA FOR CONSUMPTION

Articles and Countries from which Imported	MONTH OF JULY 1955		SEVEN MONTHS ENDED JULY 1955		Class Number
	Quantities	Values (\$)	Quantities	Values (\$)	
COPPER TUBING 100 U KINGDOM 400 U STATES	CWT				6048
	101	7720	1372	74333	
	176	14526	1747	139497	
	277	22246	3119	213830	
COPPER ROLLERS FOR WALL PAPER 100 U KINGDOM 400 U STATES		15506		50309	6049
		282		22009	
		15788		72318	
COPPER WIRE N O P 100 U KINGDOM 400 U STATES	LB				6050
	198	174	11292	1592	
	2966	1725	53184	26606	
	3164	1899	64476	28198	
COPPER WIRE CLOTH WOVEN WIRE 100 U KINGDOM 335 GERMANY W 347 JAPAN 400 U STATES				2286	6051
				1277	
				2083	
		6521		15623	
		6521		21269	
COPPER MANUFACTURES OF N O P 100 U KINGDOM 215 INDIA 306 BELGIUM 318 DENMARK 327 FRANCE 335 GERMANY W 342 IRAN 344 ITALY 347 JAPAN 352 MEXICO 354 NETHRLNDS 360 ISRAEL 375 SWEDEN 376 SWITZRLND 400 U STATES		1053		9304	6052
				103	
		690		859	
		158		244	
				1304	
		322		3142	
				711	
				1633	
		311		311	
				253	
				10086	
				62	
		446		2548	
		234		234	
		68972		508288	
	72186		539082		
LEAD IN PIGS AND BLOCKS 100 U KINGDOM 400 U STATES	LB				6061
	13200	1901	169910	24439	
			8618	2787	
	13200	1901	178528	27226	
LEAD OLD AND SCRAP 224 JAMAICA 400 U STATES	LB				6062
		2500	16500	396	
		2500	19694	2256	
		665	36194	2652	
LEAD IN BARS AND SHEETS 100 U KINGDOM 306 BELGIUM 335 GERMANY W 400 U STATES	LB				6063
			70754	11072	
			37228	5722	
			7522	1060	
		226	124	676	
	226	124	116978	18530	
LEAD PIPE	LB				6064
LEAD CAPSULES FOR BOTTLES 100 U KINGDOM 327 FRANCE 335 GERMANY W 354 NETHRLNDS 400 U STATES		3842		10998	6065
				887	
				345	
				2450	
		601		2740	
	4443		17420		
LEAD SHOT AND BULLETS 100 U KINGDOM	LB		1186	384	6066
TEA LEAD	LB		1186	384	6067
LEAD MANUFACTURES N O P 100 U KINGDOM 347 JAPAN 354 NETHRLNDS 400 U STATES		1325		19612	6068
				673	
		480		480	
		19441		90428	
		21246		111193	
RODS 90 PC NICKEL FOR WIRE 400 U STATES	LB				6070
	9356	11361	60015	67696	
	9356	11361	60015	67696	
NICKEL NICKEL SILVER IN INGOTS 400 U STATES	LB				6071
	153	247	333759	87623	
	153	247	333759	87623	
NICKEL BARS RODS STRIPS SHEETS 100 U KINGDOM 359 NORWAY 400 U STATES	LB				6072
	158	488	1321	1373	
	21	413	30046	19532	
	216959	191972	1728988	1694402	
	217138	192873	1760355	1715307	
NICKEL SILVER BARS RODS STRIPS 400 U STATES	LB				6073
	100	83	18217	10310	
	100	83	18217	10310	
NICKEL CHROMIUM IN BARS RODS 100 U KINGDOM 400 U STATES	LB				6074
			10003	12072	
	6695	9744	30203	47059	
	6695	9744	40206	59131	
NICKEL MANUFACTURES NOT PLATED 100 U KINGDOM 327 FRANCE 335 GERMANY W 344 ITALY 354 NETHRLNDS 359 NORWAY 400 U STATES		680		10653	6075
				209	
				178	
				354	
				513	
				96	
		12745		98147	
		13425		110150	

IMPORTS INTO CANADA FOR CONSUMPTION

Articles and Countries from which Imported	MONTH OF JULY 1955		SEVEN MONTHS ENDED JULY 1955		Class Number
	Quantities	Values (\$)	Quantities	Values (\$)	
NICKEL AND PLATED HOLLOW WARE					
100 U KINGDOM		163		163	6076
400 U STATES				932	
		163		1095	
NICKEL PLATED WARE N O P					6077
100 U KINGDOM		16244		151045	
215 INDIA		77		802	
231 HONG KONG				598	
305 AUSTRIA				9193	
306 BELGIUM				409	
318 DENMARK				173	
327 FRANCE		64		2449	
335 GERMANY W		27701		119469	
344 ITALY		436		8103	
347 JAPAN		8100		30234	
354 NETHRLNDS		622		10954	
375 SWEDEN				330	
376 SWITZRLND		156		681	
400 U STATES		76820		749407	
		130220		1083847	
ELECTRO PLATED WARE GILT WARE					6082
100 U KINGDOM		72078		519905	
207 UN SO AFR				415	
215 INDIA		363		1113	
231 HONG KONG		4429		22842	
234 AUSTRALIA		268		3599	
305 AUSTRIA				13626	
306 BELGIUM				489	
317 CZECHO S		1449		2924	
327 FRANCE		923		5422	
335 GERMANY W		36262		197448	
344 ITALY		9786		51596	
347 JAPAN		59693		334488	
352 MEXICO		116		116	
354 NETHRLNDS				2862	
375 SWEDEN				3970	
376 SWITZRLND		302		3961	
400 U STATES		1002408		6933635	
		1188077		8098411	
GOLD SILVER SWEEPS GOLD FRINGE					6084
100 U KINGDOM		5624		9007	
327 FRANCE		1219		5871	
335 GERMANY W				309	
400 U STATES		64		16192	
		6907		31379	
GOLD SILVER DUTCH METAL LEAF					6085
100 U KINGDOM		3683		28293	
335 GERMANY W		584		2804	
344 ITALY				178	
400 U STATES		3320		42542	
		7587		73817	
GOLD MANUFACTURES N O P					6086
100 U KINGDOM				2450	
327 FRANCE				208	
335 GERMANY W				1126	
376 SWITZRLND		204		1340	
400 U STATES		3019		47240	
		3223		52364	
PLATINUM PALLADIUM IRIIDIUM					6087
100 U KINGDOM		777063		8383372	
400 U STATES		31885		122286	
		808948		8505658	
PLATINUM CRUCIBLES					6088
400 U STATES		73066		792955	
		73066		792955	
PLAT RETORT FOR SULPHURIC ACID					6089
BLACK OXIDE COPPER FOR COLOURS	LB				6090
100 U KINGDOM	4000	1729	4000	1729	
	4000	1729	4000	1729	
SILVER UNMANUFACTURED	OZ				6091
400 U STATES			76445	65620	
			76445	65620	
COIN FOREIGN EXCEPT GOLD					6092
TOILET ARTICLES OF STERLING					6093
100 U KINGDOM		286		4543	
335 GERMANY W		337		788	
400 U STATES				1730	
		623		7061	
SILVER MANUFACTURES N O P					6094
100 U KINGDOM		35763		201085	
215 INDIA				230	
231 HONG KONG				205	
306 BELGIUM				56	
317 CZECHO S				387	
318 DENMARK		3592		13418	
327 FRANCE		126		802	
335 GERMANY W		1426		7581	
344 ITALY		1247		3167	
347 JAPAN		1592		2918	
352 MEXICO				3772	
354 NETHRLNDS				107	
359 NORWAY		171		463	
375 SWEDEN		1288		2670	
376 SWITZRLND				512	

IMPORTS INTO CANADA FOR CONSUMPTION

117

Articles and Countries from which Imported	MONTH OF JULY 1955		SEVEN MONTHS ENDED JULY 1955		Class Number
	Quantities	Values (\$)	Quantities	Values (\$)	
388 YUGO SLAV				392	
400 U STATES		17014		127703	
TIN BLOCKS PIGS OR BARS		62219		365468	
	CWT				6101
100 U KINGDOM	673	60811	4515	403920	
218 MALAYA	4144	378765	11076	989574	
306 BELGIUM	1792	161788	14414	1274347	
354 NETHRLNDS			2911	257117	
400 U STATES	1802	166068	17205	1548196	
TINFOIL	8411	767432	50121	4473154	
	LB				6102
100 U KINGDOM			182	119	
335 GERMANY W	246	353	246	353	
400 U STATES	3238	3796	20314	22352	
COLLAPSIBLE TUBES OF METAL	3484	4149	20742	22824	
400 U STATES		6238		64663	6103
ZINC SPELTER		6238		64663	
	CWT				6111
ZINC BLOCKS PIGS BARS PLATES					6112
	CWT				
100 U KINGDOM	50	975	50	975	
306 BELGIUM			44	595	
400 U STATES	76	2528	452	13369	
ZINC STRIP AND SHEETS	126	3503	546	14939	
	CWT				6113
100 U KINGDOM			90	1525	
306 BELGIUM	128	1820	3639	55510	
335 GERMANY W	145	2425	4404	73368	
400 U STATES	1943	52419	11460	283844	
ZINC DUST	2216	56664	19593	414247	
	CWT				6115
100 U KINGDOM	500	8100	1672	24614	
306 BELGIUM			60	1115	
400 U STATES	584	9349	2417	39519	
ZINC MANUFACTURES N O P	1084	17449	4149	65248	
					6116
100 U KINGDOM		718		11802	
306 BELGIUM		396		1373	
327 FRANCE				267	
335 GERMANY W		470		5984	
354 NETHRLNDS		787		787	
359 NORWAY		215		215	
400 U STATES		132835		1098252	
ZINC SLUGS FOR DRY BATTERIES		135421		1118680	
400 U STATES		37224		199449	6117
BABBITT METAL IN BLOCKS BARS		37224		199449	
	CWT				6121
100 U KINGDOM	11	409	41	2818	
400 U STATES	47	4063	242	21022	
BRITANNIA METAL PIGS BLOCKS	58	4472	283	23640	
	CWT				6122
BRITANNIA METAL MANUFACTURES					6123
100 U KINGDOM		605		2216	
318 DENMARK				115	
344 ITALY		94		94	
400 U STATES		194		9198	
CHROMIUM TUNGSTEN FOR ALLOYS		893		11623	
	LB				6124
100 U KINGDOM	4480	15953	168227	123394	
354 NETHRLNDS			5	167	
400 U STATES	3715	28894	72574	214658	
ALLOY SLUGS CAST WITH DIAMONDS	8195	44847	240806	338219	
400 U STATES		2417		12092	6125
PHOSPHOR TIN PHOSPHOR BRONZE		2417		12092	
	LB				6126
100 U KINGDOM			160813	101145	
335 GERMANY W			127689	88236	
400 U STATES	4879	4443	171282	159391	
ALLOYS OF COPPER	4879	4443	459784	348772	
					6129
100 U KINGDOM				6502	
335 GERMANY W				2697	
400 U STATES		13969		169153	
ALLOYS OF MAGNESIUM		13969		178352	
					6130
100 U KINGDOM		3686		3940	
400 U STATES		8296		123200	
CLOCKS		11982		127140	
	NO				6131
100 U KINGDOM	1699	5399	10459	30120	
231 HONG KONG			42	76	
305 AUSTRIA			53	111	
306 BELGIUM			29	299	
318 DENMARK			10	805	
327 FRANCE		85	105	1004	
335 GERMANY W	18857	53637	178729	426527	
344 ITALY			8	323	
347 JAPAN			66	741	
375 SWEDEN	4	220	27	779	
376 SWITZRLND	1306	6101	3724	19957	
400 U STATES	11094	48271	81595	415407	
	32962	113713	274847	896149	

IMPORTS INTO CANADA FOR CONSUMPTION

Articles and Countries from which Imported	MONTH OF JULY 1955		SEVEN MONTHS ENDED JULY 1955		Class Number
	Quantities	Values (\$)	Quantities	Values (\$)	
CLOCK MOVEMENTS AND CASES					6132
100 U KINGDOM		1296		9860	
335 GERMANY W		464		1608	
376 SWITZRLND				8521	
400 U STATES		10596		79740	
		12356		99729	
PARTS OF CLOCK MOVEMENTS					6133
100 U KINGDOM		148		11317	
306 BELGIUM		57		57	
327 FRANCE				249	
335 GERMANY W		79		3462	
359 NORWAY				1546	
376 SWITZRLND				6007	
400 U STATES		36844		251226	
		37128		273864	
TIME RECORDERS					6134
100 U KINGDOM		3437		6236	
225 TRINIDAD		264		2867	
306 BELGIUM		69		69	
335 GERMANY W				156	
337 GUATEMALA				740	
354 NETHRLNDS				119	
375 SWEDEN				393	
376 SWITZRLND				1364	
400 U STATES		17805		137316	
		21575		149260	
WATCHES					6135
100 U KINGDOM		2548		7022	
305 AUSTRIA				752	
327 FRANCE		2772		11627	
335 GERMANY W		3557		25114	
344 ITALY				473	
347 JAPAN				415	
354 NETHRLNDS				776	
376 SWITZRLND		80390		613746	
400 U STATES		3004		27657	
		92271		687582	
WATCH CASES AND PARTS					6136
100 U KINGDOM		274		13958	
231 HONG KONG		93		643	
305 AUSTRIA				160	
327 FRANCE		7824		63496	
335 GERMANY W		5072		33197	
376 SWITZRLND		24575		136038	
400 U STATES		48927		428523	
		86835		676015	
WATCH ACTIONS AND MOVEMENTS					6137
100 U KINGDOM		18814		110947	
305 AUSTRIA				458	
327 FRANCE		1034		10756	
335 GERMANY W		7994		55995	
376 SWITZRLND		280112		1829301	
400 U STATES		11830		104585	
		319784		2112042	
PARTS OF WATCH MOVEMENTS					6138
100 U KINGDOM		313		30483	
327 FRANCE				9122	
335 GERMANY W		1483		13980	
376 SWITZRLND		62848		232124	
400 U STATES		19121		101986	
		83765		387695	
BATTERIES FLASHLIGHT AND PARTS					6139
231 HONG KONG		368		3299	
335 GERMANY W				53	
400 U STATES		4696		56987	
		5064		60339	
BATTERIES HEARING AID AND PTS					6140
400 U STATES		43084		269466	
		43084		269466	
BATTERIES ELECTRIC PRIMARY NOP					6141
100 U KINGDOM				9474	
327 FRANCE		1054		8728	
335 GERMANY W		107		1273	
400 U STATES		32320		165776	
		33481		185251	
BATTERIES STORAGE N O P PARTS					6142
100 U KINGDOM		18658		73715	
327 FRANCE		171		5658	
335 GERMANY W		1833		6727	
375 SWEDEN				549	
384 P RICO				2289	
400 U STATES		76883		743360	
		97545		832298	
APPARATUS ELECTRIC HEATING NOP					6143
100 U KINGDOM		5217		19666	
335 GERMANY W		2798		12549	
375 SWEDEN				1183	
384 P RICO				1182	
400 U STATES		58472		628398	
		66487		662978	
DYNAMOS GENERATORS AND PTS NOP					6144
100 U KINGDOM		103783		552158	
220 BERMUDA				500	
317 CZECHO S				68	
327 FRANCE				5181	
335 GERMANY W		3554		25575	

IMPORTS INTO CANADA FOR CONSUMPTION

119

Articles and Countries from which Imported	MONTH OF JULY 1955		SEVEN MONTHS ENDED JULY 1955		Class Number
	Quantities	Values (\$)	Quantities	Values (\$)	
347 JAPAN				260	
354 NETHRLNDS				964	
359 NORWAY				469	
375 SWEDEN				133201	
376 SWITZRLND		292		26756	
381 ALASKA				1591	
400 U STATES		562889		4629257	
FUSES FUSE PLUGS CUTOUTS PARTS		670518		5375980	6145
100 U KINGDOM		10173		61640	
318 DENMARK				139	
335 GERMANY W		87		87	
376 SWITZRLND				105	
400 U STATES		50164		541274	
FLUORESCENT TUBES ARC LAMPS		60424		603245	6146
NO					
100 U KINGDOM	504	242	4019	5838	
335 GERMANY W			1000	2549	
354 NETHRLNDS	121	184	121	184	
400 U STATES	53530	56533	544181	400645	
LAMPS ELECTRIC CARBON FILAMENT	54155	56959	549321	409216	6147
NO					
400 U STATES			327	136	
LAMPS ELECTRIC METAL FILAMENT			327	136	6148
NO					
100 U KINGDOM	6980	1148	162864	19246	
231 HONG KONG	10200	125	255200	2803	
305 AUSTRIA	1072	378	1646	653	
306 BELGIUM			15260	2180	
335 GERMANY W	1524	161	15970	3298	
347 JAPAN	166500	3222	4817000	107782	
354 NETHRLNDS	214805	11106	2285392	102544	
372 SPAIN			10240	733	
375 SWEDEN			400	103	
400 U STATES	764468	166752	7026944	1433437	
LIGHTS HEAD SIDE TAIL TORCHES	1165549	182892	14590916	1672779	6149
NO					
100 U KINGDOM		5445		29100	
231 HONG KONG		17100		270298	
313 CHINA				165	
317 CZECHO S				533	
327 FRANCE				412	
335 GERMANY W		1980		13653	
344 ITALY		155		155	
347 JAPAN				411	
354 NETHRLNDS		202		4770	
375 SWEDEN				63	
376 SWITZRLND				206	
400 U STATES		65125		600371	
ELECTRIC LIGHT FIXTURES N O P		90007		920137	6150
NO					
100 U KINGDOM		7520		40331	
231 HONG KONG				4860	
305 AUSTRIA		2784		6491	
306 BELGIUM				385	
317 CZECHO S		4847		18795	
318 DENMARK		504		4975	
326 FINLAND				1299	
327 FRANCE		1388		9893	
335 GERMANY W		6858		45213	
344 ITALY		7355		29001	
347 JAPAN		3273		10433	
354 NETHRLNDS		201		5826	
359 NORWAY		226		1266	
372 SPAIN		74		2694	
375 SWEDEN				2658	
376 SWITZRLND				350	
390 GERMANY E		438		553	
400 U STATES		345403		3063156	
LIGHTNING ARRESTERS REACTORS		380871		3248179	6151
NO					
100 U KINGDOM		3465		7743	
327 FRANCE				1271	
354 NETHRLNDS				4560	
375 SWEDEN		1758		5428	
376 SWITZRLND		135		32023	
400 U STATES		31889		174565	
MAGNETOS FOR GAS ENGINES		37247		225590	6152
NO					
100 U KINGDOM		165		2986	
400 U STATES		6356		21369	
METERS ELECTRIC AND PARTS N O P		6521		24355	6153
NO					
100 U KINGDOM		22528		149792	
306 BELGIUM				272	
327 FRANCE				646	
335 GERMANY W		353		1353	
347 JAPAN		1002		12577	
354 NETHRLNDS		277		1320	
375 SWEDEN				507	
376 SWITZRLND		6917		27268	
400 U STATES		159010		1184430	
MOTDRS ELECTRIC UNDER 10 DOL		190087		1378165	6154
NO					
100 U KINGDOM			1102	3846	
306 BELGIUM	1152	2320	4800	9388	

IMPORTS INTO CANADA FOR CONSUMPTION

Articles and Countries from which Imported	MONTH OF JULY 1955		SEVEN MONTHS ENDED JULY 1955		Class Number
	Quantities	Values (\$)	Quantities	Values (\$)	
335 GERMANY W			425	4135	
347 JAPAN	4800	920	4800	920	
354 NETHRLNDS			538	1193	
400 U STATES	5935	37763	29930	125373	
	11887	41003	41595	144855	
MOTORS ELECTRIC NOP AND PARTS					6155
100 U KINGDOM		136275		1011996	
306 BELGIUM		309		15612	
317 CZECHO S				518	
318 DENMARK				445	
327 FRANCE				1582	
335 GERMANY W		5561		53405	
344 ITALY				350	
347 JAPAN				1381	
354 NETHRLNDS		561		2110	
359 NORWAY		555		1102	
375 SWEDEN		597		45754	
376 SWITZRLND		804		44250	
380 USSR				930	
400 U STATES		801422		6225381	
		946084		7404816	
RHEOSTATS CONTROLLERS STARTERS					6156
100 U KINGDOM		32431		211028	
318 DENMARK		2165		7425	
335 GERMANY W				9313	
376 SWITZRLND		472		28366	
400 U STATES		560104		4347023	
		595172		4603163	
SAD IRONS ELECTRIC AND PARTS					6157
100 U KINGDOM		16815		40728	
400 U STATES		19539		330801	
		36354		371527	
SELFCONTAINED LIGHTING OUTFITS					6158
100 U KINGDOM				2095	
400 U STATES		1898		52393	
		1898		54487	
SOCKETS OUTLETS RECEPTACLES					6159
100 U KINGDOM		886		7606	
400 U STATES		154702		1358766	
		155588		1366372	
SPARK PLUGS MAGNETOS IGNITION					6160
100 U KINGDOM				1080	
400 U STATES		63104		125130	
		63104		126210	
SWITCHES SWITCHBOARDS AND PTS					6161
100 U KINGDOM		103116		649939	
327 FRANCE		3077		9078	
335 GERMANY W				15500	
347 JAPAN				475	
354 NETHRLNDS				16002	
375 SWEDEN				18430	
376 SWITZRLND		26048		289773	
400 U STATES		680989		4878282	
		813230		5877479	
SWITCHGEAR FOR MINES					6162
100 U KINGDOM		7545		23333	
400 U STATES		340		3826	
		7885		27159	
TELEGRAPH APPARATUS AND PARTS					6163
100 U KINGDOM		1130		125162	
234 AUSTRALIA				9625	
313 CHINA				1076	
327 FRANCE				2730	
400 U STATES		196957		1039043	
		198087		1177636	
TELEPHONE APPARATUS AND PARTS					6164
100 U KINGDOM		87891		972806	
234 AUSTRALIA				1127	
318 DENMARK		870		2210	
335 GERMANY W		2082		4057	
375 SWEDEN		2824		46367	
376 SWITZRLND		3280		19431	
400 U STATES		697754		5460760	
		794701		6506758	
TRANSFORMERS AND PARTS N O P					6165
100 U KINGDOM		68493		463987	
305 AUSTRIA		28558		28558	
318 DENMARK		307		307	
327 FRANCE				24449	
335 GERMANY W		2096		3804	
347 JAPAN		193		193	
354 NETHRLNDS		2769		7109	
375 SWEDEN		146354		387229	
376 SWITZRLND				41109	
400 U STATES		293322		2156598	
		542092		3113343	
RADIO TUBES					6166
100 U KINGDOM	NO	147	137	11624	72074
327 FRANCE				4	6725
335 GERMANY W		106	81	173	286
354 NETHRLNDS		17384	12091	180118	73804
400 U STATES		805396	812984	5816037	5679189
		823033	825293	6007956	5832078
RADIO APPARATUS N O P					6167
100 U KINGDOM			350319		2889319
234 AUSTRALIA					2614

IMPORTS INTO CANADA FOR CONSUMPTION

121

Articles and Countries from which Imported	MONTH OF JULY 1955		SEVEN MONTHS ENDED JULY 1955		Class Number
	Quantities	Values (\$)	Quantities	Values (\$)	
305 AUSTRIA		815		1924	
318 DENMARK		1177		3091	
327 FRANCE		563		563	
335 GERMANY W		6762		16516	
344 ITALY				5700	
347 JAPAN		93		611	
354 NETHRLNDS		22032		210628	
400 U STATES		2565596		28316370	
		2947357		31447336	
ELECTRIC DRY SHAVING MACHINES					6168
100 U KINGDOM				162	
305 AUSTRIA				3390	
335 GERMANY W		20082		108164	
354 NETHRLNOS		35536		106550	
376 SWITZRLND				16004	
400 U STATES		112266		1053687	
		167884		1287957	
ELECT STEAM GENERATORS AND PTS	NO				6169
100 U KINGDOM		191066		1093145	
376 SWITZRLND		46813	1	489887	
400 U STATES		6197	1	47977	
		244076	2	1631009	
ELECTRIC APPARATUS N O P					6170
100 U KINGDOM		129759		656957	
231 HONG KONG				478	
234 AUSTRALIA				609	
305 AUSTRIA		110		425	
318 DENMARK				113	
327 FRANCE		82		4933	
335 GERMANY W		5131		28193	
344 ITALY		59		231	
347 JAPAN		7548		12207	
354 NETHRLNOS		10442		29165	
359 NORWAY				461	
375 SWEDEN		164		34363	
376 SWITZRLND		1167		30051	
400 U STATES		1846060		12977605	
		2000522		13775791	
ELECTRIC PRECISION INSTRUMENTS					6171
100 U KINGDOM		25493		188520	
225 TRINIDAO		955		8066	
305 AUSTRIA				3419	
318 DENMARK				4058	
335 GERMANY W		1713		19734	
354 NETHRLNDS				2336	
375 SWEDEN				1195	
376 SWITZRLND		10311		20548	
400 U STATES		437050		3767252	
		475522		4015128	
ELECTRIC OR GAS WELDING APP					6172
100 U KINGDOM		11386		44834	
203 B E AFR				230	
327 FRANCE				56	
335 GERMANY W		1383		6009	
400 U STATES		401077		2622742	
		413846		2673871	
RADIO RECEIVING SETS	NO				6173
100 U KINGDOM	60	2292	371	14768	
335 GERMANY W	54	2023	534	24626	
347 JAPAN			124	2040	
354 NETHRLNDS	1	105	6	413	
375 SWEDEN			6	416	
381 ALASKA			1	77	
400 U STATES	2129	75620	20885	593208	
	2244	80040	21927	635548	
TELEVISION RECEIVING SETS	NO				6174
100 U KINGDOM	6	396	10	794	
400 U STATES	303	29382	3546	274345	
	309	29778	3556	275139	
RADIO SET PARTS TARIFF 4450					6175
100 U KINGDOM		29737		311551	
306 BELGIUM		74237		74237	
318 DENMARK		358		487	
327 FRANCE				5081	
335 GERMANY W		741		8556	
354 NETHRLNDS		35736		130643	
376 SWITZRLNO		367		1689	
400 U STATES		499619		4862352	
		640795		5394596	
RADIO TUBE PARTS TARIFF 445P					6176
100 U KINGDOM		125		2237	
354 NETHRLNOS		1511		7979	
400 U STATES		314397		3114148	
		316033		3124364	
SOUND EQUIPMENT					6177
100 U KINGDOM		2969		39652	
234 AUSTRALIA		427		2090	
335 GERMANY W		4736		6363	
347 JAPAN				238	
354 NETHRLNOS				25134	
380 USSR				996	
400 U STATES		157137		1553873	
		165269		1628346	
LIGHTING FIXTURES GAS COAL OIL					6181
100 U KINGDOM		68		10293	
231 HONG KONG		78		275	

IMPORTS INTO CANADA FOR CONSUMPTION

Articles and Countries from which Imported	MONTH OF JULY 1955		SEVEN MONTHS ENDED JULY 1955		Class Number
	Quantities	Values (\$)	Quantities	Values (\$)	
305 AUSTRIA				104	
317 CZECHO S				477	
327 FRANCE				3221	
335 GERMANY W		2950		12295	
344 ITALY		69		301	
347 JAPAN				1571	
352 MEXICO				162	
354 NETHRLNDS		117		270	
372 SPAIN		270		377	
400 U STATES		17055		116521	
GAS MANTLES GAS BURNERS		20607		145867	
100 U KINGDOM		121		2211	6182
400 U STATES		1091		24084	
		1212		26295	
GAS METERS AND PARTS					6183
100 U KINGDOM		11632		85339	
354 NETHRLNDS		153		153	
400 U STATES		72209		369966	
		83994		455458	
PLATES CYLINDERS ENGRAVERS					6191
100 U KINGDOM		2950		12978	
335 GERMANY W		1309		1537	
344 ITALY				311	
400 U STATES		44507		487722	
		48766		502546	
PLATES PRINTING 2 COLOURS					6192
100 U KINGDOM		123		2278	
335 GERMANY W				192	
400 U STATES		15215		115541	
		15338		118011	
PLATES FOR PRINTING MUSIC					6193
100 U KINGDOM				179	
354 NETHRLNDS				170	
400 U STATES		2249		18040	
		2249		18389	
STEREDYPES ELECTROTYPES NOP	SQ IN				6194
335 GERMANY W			1439	99	
400 U STATES	479	127	82573	16903	
	479	127	84012	17002	
MATRICES FOR STEREDYPES 475A	SQ IN				6195
400 U STATES	144019	501	1290220	5708	
	144019	501	1290220	5708	
STEREDYPES FOR BOOKS	SQ IN				6196
100 U KINGDOM			558	137	
400 U STATES	135235	10179	1175294	88744	
	135235	10179	1175852	88881	
STEREDYPES FOR ADVERTISEMENTS	SQ IN				6197
100 U KINGDOM			96	110	
335 GERMANY W			8146	175	
400 U STATES	314683	13041	2281295	92477	
	314683	13041	2289537	92762	
TYPE METAL IN BLOCKS PLATES	LB				6198
400 U STATES			732	595	
			732	595	
TYPE PRINTING CHASES QUOINS					6199
100 U KINGDOM		1226		12368	
318 DENMARK				1174	
335 GERMANY W				1524	
354 NETHRLNDS		63		702	
400 U STATES		14419		90886	
		15708		106654	
PRINTG PLATES FOR PUBLICATIONS					6200
100 U KINGDOM		403		3042	
354 NETHRLNDS		1060		7452	
400 U STATES		37751		310607	
		39214		321101	
MOULDING MATERIAL ELECTROTYPE					6201
400 U STATES		4273		20815	
		4273		20815	
TUNGSTEN BEARING ORES	CWT				6208
400 U STATES	4	873	47	5177	
	4	873	47	5177	
CHROME ORE	CWT				6210
205 RHOD NYAS	11202	11997	22395	23985	
316 CUBA	47040	50171	239747	255707	
400 U STATES	2127	5453	81062	119625	
	60369	67621	343204	399317	
ANTIMONY OR REGULUS OF	LB				6211
100 U KINGDOM	36000	9428	174240	45249	
306 BELGIUM			201251	47996	
317 CZECHO S	34100	6172	34100	6172	
335 GERMANY W			220	77	
354 NETHRLNDS	22046	4245	56217	10977	
	92146	19845	466028	110471	
BISMUTH METALLIC NATURAL	LB				6213
363 PERU			1908	3868	
			1908	3868	
CINNABAR	LB				6214
COBALT ORE	CWT				6215
359 NORWAY			2	512	
400 U STATES			356	5087	
			358	5599	

IMPORTS INTO CANADA FOR CONSUMPTION

Articles and Countries from which Imported	MONTH OF JULY 1955		SEVEN MONTHS ENDED JULY 1955		Class Number
	Quantities	Values (\$)	Quantities	Values (\$)	
MANGANESE ORE					6216
100 U KINGDOM	CWT 284	1992	623	5529	
210 G COAST			100000	187777	
307 BEL CONGO			239020	591004	
354 NETHRLNDS	500	1708	500	1708	
400 U STATES	168484	298893	278784	583643	
	169268	302593	618927	1369661	
ORES OF METALS N O P					6217
100 U KINGDOM	CWT		60	341	
371 THAILAND			66984	127926	
400 U STATES	7163	18527	28247	92318	
	7163	18527	95291	220585	
MERCURY OR QUICKSILVER					6218
100 U KINGDOM	LB		55259	207332	
344 ITALY			3800	14065	
352 MEXICO	44860	160465	103878	378256	
363 PERU			3800	14664	
372 SPAIN	3800	17693	12053	47615	
388 YUGO SLAV	1140	3787	1900	6720	
400 U STATES	20337	70161	72228	273033	
	70137	252106	252918	941685	
ANODES NICKEL ZINC COPPER ETC					6219
354 NETHRLNDS				408	
400 U STATES		6665		23137	
		6665		23545	
ARTICLES FOR AGRIC IMPLEMENTS					6220
100 U KINGDOM				1787	
335 GERMANY W				532	
400 U STATES		14986		373092	
		14986		375411	
ARTICLES FOR STORAGE BATTERIES					6221
400 U STATES		12870		152156	
		12870		152156	
BELLS FOR CHURCHES					6222
100 U KINGDOM				9060	
327 FRANCE		14898		53092	
347 JAPAN				68	
354 NETHRLNDS				98	
376 SWITZRLND		372		372	
389 IRELAND				51	
400 U STATES		19172		50883	
		34442		113624	
BELLS AND GONGS N O P					6223
100 U KINGDOM		342		6126	
215 INDIA				161	
306 BELGIUM				12050	
327 FRANCE				506	
335 GERMANY W		925		3987	
344 ITALY				238	
347 JAPAN		244		475	
375 SWEDEN		57		567	
400 U STATES		11106		95243	
		12674		119353	
SLIDE DR ZIPPER FASTENERS					6225
100 U KINGDOM				1213	
335 GERMANY W				161	
400 U STATES		6945		22648	
		6945		24022	
BUCKLES CLASPS EYELETS HOOKS					6226
100 U KINGDOM		6219		51080	
317 CZECHO S				911	
327 FRANCE		749		1392	
335 GERMANY W		4333		19080	
344 ITALY		378		793	
400 U STATES		79484		622167	
		91163		702423	
CAGES ANIMAL OF WIRE AND PARTS					6227
100 U KINGDOM		4874		23911	
306 BELGIUM				333	
317 CZECHO S				316	
335 GERMANY W				296	
347 JAPAN				156	
400 U STATES		7372		43572	
		12246		68584	
CHRONOMETERS COMPASSES SHIPS					6228
100 U KINGDOM		3292		99807	
335 GERMANY W				1359	
375 SWEDEN				62	
400 U STATES		13744		122521	
		17036		223749	
METAL ARTICLES FOR JEWELLERY					6229
100 U KINGDOM		141		2124	
231 HONG KONG		2305		5996	
335 GERMANY W		2529		5576	
400 U STATES		22022		193788	
		26997		207484	
ARTICLES FOR USE IN FISHERIES					6230
100 U KINGDOM		3344		28058	
327 FRANCE				116	
347 JAPAN		110		205	
354 NETHRLNDS		385		853	
359 NORWAY				526	
366 PORTUGAL				6859	
372 SPAIN				796	
400 U STATES		7550		81056	
		11389		118469	

IMPORTS INTO CANADA FOR CONSUMPTION

Articles and Countries from which Imported	MONTH OF JULY 1955		SEVEN MONTHS ENDED JULY 1955		Class Number
	Quantities	Values (\$)	Quantities	Values (\$)	
ARTICLES N O P FOR MFR SHIPS					6232
100 U KINGDOM		166448		1066747	
318 DENMARK				195	
335 GERMANY W		855		23913	
354 NETHRLNDS				281	
359 NORWAY				3183	
375 SWEDEN				756	
400 U STATES		279605		2552702	
		446908		3647777	
ELEMENTS FOR LAMP FILAMENTS					6233
305 AUSTRIA		2005		13151	
354 NETHRLNDS		4769		53245	
400 U STATES		89249		662932	
		96023		729328	
METAL PTS FOR COVERED BUTTONS					6234
335 GERMANY W				140	
400 U STATES		5041		41957	
		5041		42097	
NAILS TACKS BRASS OR COPPER					6235
100 U KINGDOM				418	
400 U STATES		922		5709	
		922		6127	
PATTERNS OF METAL NOT MODELS					6236
100 U KINGDOM				1348	
400 U STATES		2539		69346	
		2539		70694	
UMBRELLA PARTS EXCEPT FABRIC					6237
100 U KINGDOM				2122	
305 AUSTRIA				532	
327 FRANCE		158		361	
335 GERMANY W		4269		27474	
344 ITALY		353		3452	
347 JAPAN		153		269	
375 SWEDEN				277	
400 U STATES		29054		265387	
		33987		300074	
RIVETS BURRS BRASS OR COPPER					6238
100 U KINGDOM		436		2855	
400 U STATES		13106		78750	
		13542		81605	
SCREWS OF METAL N O P					6240
100 U KINGDOM		640		4344	
306 BELGIUM				1085	
335 GERMANY W		2239		13693	
347 JAPAN				675	
375 SWEDEN				1696	
400 U STATES		4540		53416	
		7419		74909	
SHOE AND CORSET EYELETS HOOKS					6241
335 GERMANY W				2467	
344 ITALY		686		6439	
400 U STATES		47797		172791	
		48483		181697	
TIPS STUDS FOR CORSET CLASPS					6242
100 U KINGDOM				384	
400 U STATES				2589	
				2973	
TRACTION ENGINE MATERIALS					6243
WIRE FOR SHOE NAILING MACHINES	LB				6245
WIRE NON FERROUS COVERED					6247
100 U KINGDOM		145915		869530	
335 GERMANY W				293	
354 NETHRLNDS		187		554	
375 SWEDEN		282		509	
400 U STATES		173364		1533382	
		319748		2404268	
WIRE TINSEL FOR BRAIDS CORDS					6248
335 GERMANY W		1387		12829	
400 U STATES		2601		10231	
		3988		23060	
WIRE STRANDED NON FERROUS					6249
100 U KINGDOM		889		47258	
335 GERMANY W				755	
400 U STATES		13120		82755	
		14009		130768	
WIRE NON FERROUS N O P					6250
100 U KINGDOM		2875		19183	
306 BELGIUM				537	
327 FRANCE				117	
335 GERMANY W		487		2606	
354 NETHRLNDS				1746	
375 SWEDEN				2233	
400 U STATES		16702		230101	
		20064		256523	
NON FERROUS METALS AND PRODUCT					6251
100 U KINGDOM		3988		234902	
335 GERMANY W		76		1573	
347 JAPAN		219		3884	
354 NETHRLNDS				2254	
366 PORTUGAL		230		230	
375 SWEDEN		65031		369803	
400 U STATES		162823		1435321	
		233437		2047567	

IMPORTS INTO CANADA FOR CONSUMPTION

Articles and Countries from which Imported	MONTH OF JULY 1955		SEVEN MONTHS ENDED JULY 1955		Class Number
	Quantities	Values (\$)	Quantities	Values (\$)	
PARTS FOR MFR OF SHUTTLES					6252
100 U KINGDOM		108		108	
335 GERMANY W				274	
400 U STATES		5158		55814	
		5266		56196	
HINGES FOR JEWELLERY BOXES					6253
400 U STATES		1015		17452	
		1015		17452	
MATERIALS FOR MFR MINING MACH					6254
335 GERMANY W				4651	
375 SWEDEN				2463	
400 U STATES		4593		20874	
		4593		27988	
MAGNESIUM SCRAP	LB				6255
METAL POWDER FRICTION MATERIAL					6256
400 U STATES		471		4557	
		471		4557	
RESIDUES NON FERROUS	CWT				6257
100 U KINGDOM			9356	77252	
400 U STATES		3644	31723	524100	
		3644	71172	601352	
			41079		

IMPORTS INTO CANADA FOR CONSUMPTION

127

Articles and Countries from which Imported	MONTH OF JULY 1955		SEVEN MONTHS ENDED JULY 1955		Class Number
	Quantities	Values (\$)	Quantities	Values (\$)	
GROUP 7					
NON METALLIC MINERALS					
ASBESTOS PACKING	LB				7001
100 U KINGDOM	3760	2465	61456	36020	
400 U STATES	11667	15351	96998	105997	
	15427	17816	158454	142017	
ASBESTOS BRAKE LINING FOR AUTO					7002
100 U KINGDOM		1029		9219	
335 GERMANY W		687		1556	
400 U STATES		33677		208206	
		35393		218981	
ASBESTOS MANUFACTURES N O P					7003
100 U KINGDOM		11862		217760	
207 UN SO AFR				8295	
306 BELGIUM		1038		4722	
344 ITALY		20826		28200	
400 U STATES		204161		1301847	
		237887		1560824	
ASBESTOS CLUTCH FACINGS AUTO					7004
100 U KINGDOM				380	
335 GERMANY W		936		936	
400 U STATES		14556		197842	
		15492		199158	
BRAKE LININGS AND FACINGS NOP					7005
100 U KINGDOM		5362		15562	
400 U STATES		12306		55634	
		17668		71196	
CHINA CLAY GROUND	CWT				7011
100 U KINGDOM	66564	43069	538454	412635	
400 U STATES	96311	80031	821201	687380	
	162875	123100	1359655	1100015	
FIRE CLAY GROUND	CWT				7012
100 U KINGDOM			3035	2671	
400 U STATES	109781	29418	717363	215559	
	109781	29418	720398	218230	
PIPE CLAY GROUND	CWT				7013
400 U STATES	25100	4030	30820	5414	
	25100	4030	30820	5414	
CLAYS N O P GROUND					7014
400 U STATES		32553		250168	
		32553		250168	
ZIRCONIUM SILICATE					7015
234 AUSTRALIA		408		408	
400 U STATES		3528		56197	
		3936		56605	
ZIRCONIUM OXIDE					7016
400 U STATES		988		8838	
		988		8838	
SAGGARS FOR CERAMIC PRODUCTS					7017
400 U STATES		6564		17476	
		6564		17476	
ACTIVATED CLAY TO REFINE OILS					7018
400 U STATES		131915		680763	
		131915		680763	
GROG FOR REFRACTORY MATERIALS	TON				7019
400 U STATES	920	27810	4461	122665	
	920	27810	4461	122665	
BRICK BUILDING	TON				7021
100 U KINGDOM	122	3960	122	3960	
400 U STATES	11110	217249	52617	1069576	
	11232	221209	52739	1073536	
BRICK FIRE CHROME					7022
400 U STATES		31135		378422	
		31135		378422	
BRICK FIRE MAGNESITE					7023
100 U KINGDOM				16305	
335 GERMANY W		2710		2710	
400 U STATES		40265		321904	
		42975		340919	
BRICK FIRE 90 PER CENT SILICA					7024
100 U KINGDOM				2841	
335 GERMANY W		66		1984	
400 U STATES		104400		759555	
		104466		764380	
BRICK FIRE 100 DOL THOUSAND					7025
335 GERMANY W				692	
400 U STATES		63910		541307	
		63910		541999	
BRICK FIRE FURNACE OR KILN					7026
100 U KINGDOM		1288		19860	
400 U STATES		241814		1899071	
		243102		1918931	
BRICK FIRE N O P					7027
100 U KINGDOM		15055		89473	
318 DENMARK		6499		13305	
335 GERMANY W				13143	
400 U STATES		236698		1430453	
		258252		1546374	
BRICK PAVING	TON				7028
400 U STATES	334	5749	1855	30946	
	334	5749	1855	30946	
BUILDING BLOCKS BUILDING TILE					7029
100 U KINGDOM		2190		20868	

IMPORTS INTO CANADA FOR CONSUMPTION

Articles and Countries from which Imported	MONTH OF JULY 1955		SEVEN MONTHS ENDED JULY 1955		Class Number
	Quantities	Values (\$)	Quantities	Values (\$)	
400 U STATES		73389		612035	
DRAIN PIPES SEWER PIPES N O P		75579		632903	7030
100 U KINGDOM		9264		41988	
400 U STATES		47853		237268	
DRAIN TILES NOT GLAZED		57117		279256	7031
TILES FOR MOSAIC FLOORING					7032
100 U KINGDOM		685		28124	
327 FRANCE		5771		5920	
335 GERMANY W				2562	
344 ITALY		678		8901	
347 JAPAN		8478		94811	
400 U STATES		5168		71333	
EARTHENWARE TILES FOR ROOFING		20780		211651	7033
306 BELGIUM				814	
400 U STATES				1782	
TILES EARTHENWARE N O P				2596	7034
100 U KINGDOM		69190		395880	
306 BELGIUM		6839		17579	
317 CZECHO S		600		13541	
327 FRANCE				3788	
335 GERMANY W		17262		120399	
344 ITALY		1478		27958	
347 JAPAN		12836		44310	
354 NETHRLNDS		3578		10200	
372 SPAIN		18318		74297	
400 U STATES		10312		100095	
CHINA AND PORCELAIN WARE N O P		140413		808047	7043
100 U KINGDOM		229		9236	
335 GERMANY W				578	
340 HUNGARY				59	
347 JAPAN		441		7708	
372 SPAIN				274	
400 U STATES		2771		21513	
DEMIJOHNS CHURNS CROCKS N O P		3441		39368	7045
400 U STATES		2573		19693	
TABLEWARE OF CHINA PORCELAIN		2573		19693	7046
100 U KINGDOM		1069703		6205140	
223 BARBADOS				301	
231 HONG KONG		839		6754	
305 AUSTRIA		641		1207	
306 BELGIUM		87		9628	
318 DENMARK		2221		12075	
326 FINLAND				959	
327 FRANCE		29797		62063	
335 GERMANY W		11468		87527	
336 GREECE		1123		4363	
340 HUNGARY		1018		2419	
344 ITALY		5236		30864	
347 JAPAN		43247		298533	
352 MEXICO				104	
354 NETHRLNDS				3231	
359 NORWAY				2629	
365 POLAND				433	
366 PORTUGAL		1564		1667	
372 SPAIN		115		495	
375 SWEDEN		450		3776	
376 SWITZRLND				161	
384 P RICO		236		236	
390 GERMANY E		1296		2777	
400 U STATES		100164		761118	
STONEWARE EARTHENWARE N O P		1269205		7498460	7047
100 U KINGDOM		31996		218415	
231 HONG KONG		225		2944	
305 AUSTRIA		252		3024	
306 BELGIUM				4906	
318 DENMARK		1077		5882	
327 FRANCE		2912		24094	
335 GERMANY W		14633		71008	
336 GREECE		312		2309	
340 HUNGARY		767		1444	
344 ITALY		8577		28762	
347 JAPAN		21674		184383	
352 MEXICO				290	
354 NETHRLNDS		793		7201	
359 NORWAY		236		966	
365 POLAND				123	
366 PORTUGAL		71		71	
372 SPAIN		1470		2890	
375 SWEDEN		687		2312	
376 SWITZRLND				179	
390 GERMANY E		1338		3147	
400 U STATES		51559		500367	
CHEMICAL STONEWARE ACID RESIST		138579		1064717	7048
100 U KINGDOM		5268		11210	
354 NETHRLNDS				108	

IMPORTS INTO CANADA FOR CONSUMPTION

129

Articles and Countries from which Imported	MONTH OF JULY 1955		SEVEN MONTHS ENDED JULY 1955		Class Number
	Quantities	Values (\$)	Quantities	Values (\$)	
400 U STATES		21951		73905	
PORCELAIN RUBBER GLOVE FORMS		27219		85223	7049
400 U STATES		1347		6321	
ARTIFICIAL TEETH NOT MOUNTED		1347		6321	7051
100 U KINGDOM		127		6715	
335 GERMANY W		1782		11301	
344 ITALY				1617	
354 NETHRLNDS		70		70	
360 ISRAEL				590	
376 SWITZRLND		2514		3728	
400 U STATES		116925		620255	
BATHS BATHTUBS BASINS ETC NOP		121418		644276	7052
100 U KINGDOM		118456		509211	
231 HONG KONG				187	
335 GERMANY W		2408		23408	
347 JAPAN		4895		24904	
400 U STATES		248354		1504598	
CRUCIBLES N O P AND COVERS		374113		2062308	7053
100 U KINGDOM				18709	
400 U STATES		5431		40376	
INSULATORS ELECTRIC PORCELAIN		5431		59085	7055
100 U KINGDOM		3445		18630	
317 CZECHO S		845		1696	
335 GERMANY W		2147		2363	
347 JAPAN		15800		16306	
376 SWITZRLND		3916		3916	
400 U STATES		19814		171139	
MANUFACTURES OF CLAY N O P		45967		214050	7056
100 U KINGDOM		211		2731	
215 INDIA		1737		8191	
306 BELGIUM				419	
335 GERMANY W				151	
347 JAPAN				52	
352 MEXICO				303	
376 SWITZRLND				136	
400 U STATES		47630		366425	
BRIQUETTES OF COAL OR COKE	TON	49578		378408	7060
400 U STATES	5510	67866	66587	829037	
ANTHRACITE SCREENINGS OR DUST	TON	5510	66587	829037	7061
400 U STATES	171	1560	13260	48677	
ANTHRACITE DOMESTIC SIZES	TON	171	1560	13260	7062
100 U KINGDOM	26282	384163	75049	1125552	
400 U STATES	128161	1485379	928482	11431792	
ANTHRACITE SMALLER SIZES N O P	TON	154443	1869542	1003531	7063
100 U KINGDOM	17601	208063	40614	482676	
400 U STATES	42323	302777	245584	1800042	
COAL BITUMINOUS AND COAL N O P	TON	59924	510840	286198	7064
381 ALASKA			7	170	
400 U STATES	1204515	5215785	8995442	39377045	
COAL LIGNITE	TON	1204515	5215785	8995449	7065
400 U STATES	40	195	533	2789	
COAL EXWAREHOUSED SHIPS STORES	TON	40	195	533	7066
400 U STATES	49969	222122	163579	730741	
BENZOL	GAL	49969	222122	163579	7070
400 U STATES			572217	222517	
COAL TAR CRUDE IN BULK	GAL		572217	222517	7071
100 U KINGDOM	400	79	132076	24338	
400 U STATES	31618	5595	1149377	172983	
COAL PITCH	CWT	32018	5674	1281453	7072
100 U KINGDOM	6458	10307	143503	206336	
400 U STATES	122406	202090	587084	963499	
CARBOLIC OR HEAVY OIL	GAL	128864	212397	730587	7073
100 U KINGDOM	210	118	1139489	264228	
234 AUSTRALIA	1800	380	5390	1125	
400 U STATES	46520	9433	726759	87841	
COKE PETROLEUM	TON	48530	9931	1871638	7074
400 U STATES	29815	478038	189767	2873852	
COKE GROUND FOR BATTERIES	TON	29815	478038	189767	7075
COKE N O P	TON				7077
100 U KINGDOM	49	1470	80	2280	
400 U STATES	29546	398057	163318	2517233	
DECANTERS AND TUMBLERS		29595	399527	163398	7079
100 U KINGDOM		290		1951	
306 BELGIUM		115		935	
317 CZECHO S		686		1197	

IMPORTS INTO CANADA FOR CONSUMPTION

Articles and Countries from which Imported	MONTH OF JULY 1955		SEVEN MONTHS ENDED JULY 1955		Class Number
	Quantities	Values (\$)	Quantities	Values (\$)	
318 DENMARK				1098	
327 FRANCE		2799		2799	
335 GERMANY W		657		745	
340 HUNGARY				231	
344 ITALY				119	
347 JAPAN				120	
375 SWEDEN				81	
400 U STATES		34899		263511	
		39446		272787	
LAMP CHIMNEYS					7080
335 GERMANY W				151	
400 U STATES		3576		28532	
		3576		28683	
GLASS PLATES FOR OPTICAL MFR					7081
100 U KINGDOM				2275	
335 GERMANY W				5988	
400 U STATES		23938		262867	
		23938		271130	
GLASS CARBOYS BOTTLES JARS					7082
100 U KINGDOM		114661		403931	
231 HONG KONG				143	
305 AUSTRIA		53		170	
306 BELGIUM		225		508	
317 CZECHO S		1189		5006	
318 DENMARK				281	
327 FRANCE		9446		18393	
335 GERMANY W		255		10825	
340 HUNGARY				204	
344 ITALY		333		1911	
347 JAPAN		2871		9303	
375 SWEDEN		279		1043	
376 SWITZRLND				910	
400 U STATES		435456		2507445	
		564768		2960073	
GLASS TABLEWARE CUT GLASS NOP					7083
100 U KINGDOM		25713		190329	
305 AUSTRIA		341		8574	
306 BELGIUM		5909		72016	
317 CZECHO S		35980		126935	
318 DENMARK				4122	
326 FINLAND		280		280	
327 FRANCE		1309		20338	
335 GERMANY W		13981		94328	
340 HUNGARY		3558		20197	
344 ITALY		7217		26384	
347 JAPAN		7168		24059	
354 NETHRLNDS		2718		9262	
365 POLAND		422		1643	
366 PORTUGAL				928	
372 SPAIN				237	
375 SWEDEN		9594		38269	
376 SWITZRLND		633		633	
388 YUGO SLAV				1342	
389 IRELAND		666		1955	
390 GERMANY E				435	
400 U STATES		127035		782695	
		242524		1424961	
LAMP BULBS AND TUBING FOR					7084
100 U KINGDOM				3673	
335 GERMANY W		58		536	
354 NETHRLNDS		812		1587	
400 U STATES		123067		1255001	
		123937		1260797	
GLASS SHADES OR GLOBES					7085
100 U KINGDOM				2119	
335 GERMANY W				1058	
344 ITALY				264	
400 U STATES		2780		32190	
		2780		35631	
LENSES GLASS N O P					7086
100 U KINGDOM		1042		4497	
305 AUSTRIA				518	
327 FRANCE				422	
335 GERMANY W		2159		10635	
347 JAPAN				3068	
400 U STATES		11978		157618	
		15179		176758	
FRESNEL TYPE LENSES GLOBES					7087
100 U KINGDOM		1603		2097	
354 NETHRLNDS				717	
400 U STATES		10892		97450	
		12495		100264	
MOULDED SHAPES FOR ELECT FIXT					7088
100 U KINGDOM		63		2670	
317 CZECHO S		2192		10026	
327 FRANCE				252	
335 GERMANY W		1089		14714	
354 NETHRLNDS				2811	
376 SWITZRLND				192	
400 U STATES		86660		763455	
		90004		794120	
HEAT RESISTING GLASSWARE					7089
100 U KINGDOM		21025		54285	
305 AUSTRIA				322	
317 CZECHO S				660	
335 GERMANY W		1251		4918	

IMPORTS INTO CANADA FOR CONSUMPTION

Articles and Countries from which Imported	MONTH OF JULY 1955		SEVEN MONTHS ENDED JULY 1955		Class Number
	Quantities	Values (\$)	Quantities	Values (\$)	
354 NETHRLNDS		825		825	
400 U STATES		194402		1537142	
		217503		1598152	
SHEET GLASS OVER 34 OZ SQ FT	SQ FT				7090
100 U KINGDOM	20625	6577	143142	39095	
306 BELGIUM	107528	32112	591439	174226	
317 CZECHO S	19719	2738	99574	13949	
327 FRANCE	253	105	188063	42881	
335 GERMANY W	86323	23061	551923	129157	
354 NETHRLNDS	913	529	16647	4520	
400 U STATES	109856	36922	1012269	325250	
	345217	102044	2603057	729078	
SHEET GLASS TRANSPRT TO 34 OZ	SQ FT				7091
100 U KINGDOM	966327	85428	4688686	4113331	
305 AUSTRIA			43900	3301	
306 BELGIUM	1381253	124242	6418063	557938	
317 CZECHO S	437728	18255	6458226	232446	
327 FRANCE	428130	26106	3046171	196034	
335 GERMANY W	712803	57655	2322243	190752	
347 JAPAN	245103	13104	1599245	79305	
365 POLAND	750000	15928	1050000	24938	
400 U STATES	68098	10085	448384	66555	
	4989442	350803	26074918	1762600	
GLASS FOR PHOTO DRY PLATES					7092
PLATE GLASS NOT OVER 7 SQ FT	SQ FT				7093
100 U KINGDOM	71466	29043	266284	108792	
306 BELGIUM	7410	2682	48935	19960	
327 FRANCE	7186	3456	26567	10811	
335 GERMANY W	913	397	6332	2273	
400 U STATES	25099	9424	135064	84671	
	112074	45002	483182	226507	
PLATE GLASS 7 TO 25 SQ FT	SQ FT				7094
100 U KINGDOM	371758	149075	2525490	1011681	
306 BELGIUM	28208	12278	192150	87391	
317 CZECHO S	24196	8880	24196	8880	
327 FRANCE	12551	7249	49226	25214	
335 GERMANY W	2368	1141	28315	17755	
400 U STATES	148732	63739	1132789	502293	
	587813	242362	3952166	1653214	
PLATE GLASS N O P	SQ FT				7095
100 U KINGDOM	297496	140409	1565012	750398	
306 BELGIUM	75021	37793	613324	328149	
327 FRANCE	13831	5805	126537	61207	
335 GERMANY W	33135	11905	89835	37156	
354 NETHRLNDS			1000	528	
400 U STATES	773275	339527	8385680	3608765	
	1192758	535439	10781388	4786203	
GERMAN MIRROR PLATE UNSILVERED					7096
LAMINATED GLASS SHEETS OR MFRS	SQ FT				7097
100 U KINGDOM	18484	6630	104943	44854	
306 BELGIUM			6491	3888	
317 CZECHO S			1108	478	
335 GERMANY W	5720	3484	33739	18354	
400 U STATES	9786	5862	19437	27093	
	33990	15976	165718	94667	
GLASS SHEETS WIRED	SQ FT				7099
100 U KINGDOM	135351	45916	458171	142458	
306 BELGIUM	12912	3425	85278	15746	
335 GERMANY W	12008	2406	16685	3255	
354 NETHRLNDS	3618	2327	23615	15899	
400 U STATES			41591	33587	
	163889	54074	625340	210945	
GLASS CAST AND SHEET GLASS N O P	SQ FT				7100
100 U KINGDOM	873	126	34281	6917	
306 BELGIUM			12833	3042	
327 FRANCE			1008	283	
335 GERMANY W			4266	1404	
400 U STATES	3638	1348	90312	29443	
	4511	1474	142700	41089	
ORNAMENTAL COLOURED GLASS	SQ FT				7111
100 U KINGDOM	42962	11593	95283	26214	
306 BELGIUM	10424	3398	55040	14219	
327 FRANCE	172	177	4672	1815	
335 GERMANY W			1529	789	
400 U STATES	14529	16320	91697	105121	
	68087	31488	248221	148158	
PAINTED OBSCURED WHITE GLASS	SQ FT				7112
100 U KINGDOM	323288	44858	1100224	163997	
306 BELGIUM	45998	6174	414017	59610	
317 CZECHO S			10403	557	
327 FRANCE	2650	287	6554	1200	
335 GERMANY W	26602	8519	55188	15905	
347 JAPAN			2092	374	
400 U STATES	76931	25502	748946	215995	
	475469	85340	2337424	457638	
STAINED OR ORNAMENTAL WINDOWS					7113
100 U KINGDOM		409		21514	
305 AUSTRIA				1281	
327 FRANCE		1500		11554	
335 GERMANY W				11925	
344 ITALY				5317	
354 NETHRLNDS		1326		2923	
400 U STATES		80		6359	
		3315		59873	

IMPORTS INTO CANADA FOR CONSUMPTION

Articles and Countries from which Imported	MONTH OF JULY 1955		SEVEN MONTHS ENDED JULY 1955		Class Number
	Quantities	Values (\$)	Quantities	Values (\$)	
MIRRORS OF GLASS FRAMED OR NOT					7114
100 U KINGDOM		3304		29509	
306 BELGIUM		22331		153241	
317 CZECHO S		5698		6424	
318 DENMARK				343	
327 FRANCE		375		2275	
335 GERMANY W		2454		24397	
344 ITALY				541	
347 JAPAN		330		8549	
400 U STATES		54841		293013	
		89333		518292	
GLASS BALLS FOR FIBRES OR YARN					7120
400 U STATES		19724		133991	
		19724		133991	
GLASS TO BE CUT OR MOUNTED					7121
306 BELGIUM		9477		35109	
317 CZECHO S		1356		5019	
327 FRANCE				140	
335 GERMANY W		714		31577	
340 HUNGARY				984	
354 NETHRLNDS		428		981	
400 U STATES		16033		131819	
		28008		205629	
GLASS BLANKS FOR REFLECTORS					7122
400 U STATES		10401		100827	
		10401		100827	
BEADS FOR MFR IMITATION PEARLS					7123
335 GERMANY W				196	
347 JAPAN				136	
400 U STATES		2246		51488	
		2246		51820	
ARTIFICIAL EYES CONTACT LENSES					7124
400 U STATES		493		3642	
		493		3642	
PHOTOGRAPHIC DRY PLATES					7125
100 U KINGDOM		4296		13988	
306 BELGIUM				432	
400 U STATES		13893		80877	
		18189		95297	
SPECTACLES EYE GLASS LENSES					7126
100 U KINGDOM		2556		6920	
305 AUSTRIA				363	
317 CZECHO S				1600	
327 FRANCE		4182		24203	
335 GERMANY W		2323		11738	
344 ITALY		297		14838	
347 JAPAN		846		32079	
376 SWITZRLND				397	
400 U STATES		25791		369113	
		35995		461251	
MANUFACTURES OF GLASS N O P					7127
100 U KINGDOM		3096		39112	
231 HONG KONG		1606		1781	
305 AUSTRIA		1097		5748	
306 BELGIUM		54		8278	
317 CZECHO S		2964		25232	
318 DENMARK		292		2159	
327 FRANCE		1600		11915	
335 GERMANY W		13597		37860	
340 HUNGARY				76	
344 ITALY		5328		31702	
347 JAPAN		1472		11822	
354 NETHRLNDS		1218		3208	
375 SWEDEN		4453		15808	
376 SWITZRLNO		330		1264	
390 GERMANY E		701		7843	
400 U STATES		184291		1021939	
		222099		1225747	
GLASS WOOL OR FIBRE GLASS	LB				7128
100 U KINGDOM			171	111	
400 U STATES	78398	35705	612673	208798	
	78398	35705	612844	208909	
GLASS BLOCKS					7129
100 U KINGDOM		221		1762	
317 CZECHO S				9869	
327 FRANCE				1486	
400 U STATES		89424		335706	
		89645		348823	
PLUMBAGO NOT GROUND OR MFRD					7131
333 MADAGASCAR				218	
352 MEXICO				13212	
359 NORWAY		3448		7276	
400 U STATES		1662		13520	
		5110		34226	
CRUCIBLES PLUMBAGO AND COVERS					7132
100 U KINGDOM		5418		57183	
400 U STATES		6363		49478	
		11781		106661	
PLUMBAGO GROUND AND MFRS NOP					7133
100 U KINGDOM				7341	
335 GERMANY W		2615		13448	
352 MEXICO				1526	
376 SWITZRLND				183	
400 U STATES		39823		291514	
		42438		314012	

IMPORTS INTO CANADA FOR CONSUMPTION

Articles and Countries from which Imported	MONTH OF JULY 1955		SEVEN MONTHS ENDED JULY 1955		Class Number
	Quantities	Values (\$)	Quantities	Values (\$)	
MICA UNMANUFACTURED	CWT				
215 INDIA	63	1139	398	25801	7138
309 BRAZIL			98	6767	
400 U STATES	76	4743	513	18593	
	139	5882	1009	51161	
MICA MANUFACTURES OF					
100 U KINGDOM		59		3416	7139
309 BRAZIL				2492	
400 U STATES		41575		273393	
		41634		279301	
ASPHALTUM OR ASPHALT	CWT				
100 U KINGDOM			627	1753	7141
225 TRINIDAD	106	102	467	464	
376 SWITZRLND			150	1724	
400 U STATES	49776	60183	273785	362104	
	49882	60285	275029	366045	
ASPHALTUM OIL FOR PAVING	GAL				
400 U STATES	3897	576	4347	1309	7143
	3897	576	4347	1309	
OIL FOR CONCENTRATION OF DRES	GAL				
400 U STATES	13853	17887	124665	149466	7151
	13853	17887	124665	149466	
CRUDE PETROLEUM FOR REFINING	M GAL				
225 TRINIDAD	11946	795830	50737	3418363	7153
303 ARABIA			52318	4219245	
314 COLOMBIA	4407	245860	4407	245860	
342 IRAN			3932	330211	
387 VENEZUELA	180649	13321735	1291084	96911325	
391 LEBANON	19780	1608708	97711	8001944	
392 SYRIA	4532	306625	4532	306625	
400 U STATES	29621	2516122	147516	13054767	
	250935	18794880	1652237	126488340	
PETROLEUM TOPS FOR REFINERS	GAL				
225 TRINIDAD			3997349	298973	7154
			3997349	298973	
FUEL OIL EXWARE SHIPS STORES	GAL				
400 U STATES	45888	2165	1707577	78024	7156
	45888	2165	1707577	78024	
CRUDE PETROLEUM LESS THAN 8155	GAL				
					7157
CRUDE PETROLEUM N O P	GAL				
400 U STATES	3269	313	6865	635	7158
	3269	313	6865	635	
AVIATION GASOLINE	GAL				
357 NETH ANT			1447656	272641	7161
381 ALASKA	227110	66613	606873	165030	
400 U STATES	12553351	2503149	48289475	9647457	
	12780461	2569762	50344004	10085128	
KEROSENE N O P	GAL				
357 NETH ANT			1828971	200299	7162
381 ALASKA	353	99	165775	36088	
400 U STATES	1432964	164315	4274849	534145	
	1433317	164414	6269595	770532	
ENGINE DISTILLATE 8017 OR OVER	GAL				
400 U STATES	9247	1326	71108	9782	7163
	9247	1326	71108	9782	
GASOLINE UNDER 8236 SP G N O P	GAL				
357 NETH ANT	5124433	660695	43491925	5744976	7164
381 ALASKA	513278	105759	2185742	430143	
400 U STATES	710169	118552	5936412	904785	
	6347880	885006	51614079	7079904	
CASINGHEAD GASOLINE BLENDING	GAL				
357 NETH ANT			2601454	271930	7165
400 U STATES	407952	31686	2659019	201429	
	407952	31686	5260473	473359	
LUB OILS UNDER 25C PER GAL	GAL				
100 U KINGDOM			8100	1887	7166
400 U STATES	2583453	513079	16248075	3063404	
	2583453	513079	16256175	3065291	
PETRO LUB OILS 25C GAL OR OVER	GAL				
100 U KINGDOM	5456	5167	50540	42274	7167
381 ALASKA	2039	1888	29558	27144	
400 U STATES	1067276	457085	6321304	2764830	
	1074771	464140	6401402	2834248	
DILS MINERAL N O P	GAL				
100 U KINGDOM	5950	1297	52975	11610	7168
400 U STATES	109914	125208	972388	859007	
	115864	126505	1025363	870617	
STOVE OIL NO 1 FUEL OIL	GAL				
357 NETH ANT			29884086	3271466	7171
381 ALASKA	652994	107287	4357116	695280	
400 U STATES	60710	8611	12962817	1576357	
	713704	115898	47204019	5543103	
LIGHT FUEL OILS NOS 2 AND 3	GAL				
357 NETH ANT			7426892	765375	7172
381 ALASKA	24810	2466	35590	3386	
387 VENEZUELA	4160374	408716	39102262	3989050	
400 U STATES	26841570	2763121	85621794	8904853	
	31026754	3174303	132186538	13662664	
HEAVY FUEL OILS NOS 4 5 AND 6	GAL				
357 NETH ANT	21914629	1075385	47024268	2353647	7173
381 ALASKA	21346	2258	86154	7739	
387 VENEZUELA	4422839	242913	11843502	634531	
400 U STATES	12020657	868332	95166989	5948115	
	38379471	2188888	154120913	8944032	
DIESEL FUEL	GAL				
100 U KINGDOM			1875	250	7174

IMPORTS INTO CANADA FOR CONSUMPTION

Articles and Countries from which Imported	MONTH OF JULY 1955		SEVEN MONTHS ENDED JULY 1955		Class Number
	Quantities	Values (\$)	Quantities	Values (\$)	
357 NETH ANT			10967436	1164861	
381 ALASKA	184524	32246	859715	128275	
387 VENEZUELA			7947929	798223	
400 U STATES	2404248	251880	17614970	1967737	
TRACTOR FUEL	2588772	284126	37391925	4059346	7175
	GAL				
PETROL GREASE LUBRICATING NOP	LB				7181
100 U KINGDOM			14663	4720	
335 GERMANY W	3713	706	5908	2975	
381 ALASKA	24850	3406	78331	11243	
400 U STATES	1751265	168654	10412186	1051247	
PETROL JELLIES TOILET MEDICINE	1779828	172766	10511088	1070185	7182
100 U KINGDOM				1872	
400 U STATES		64280		398608	
PARAFFINE WAX		64280		400480	7183
	LB				
100 U KINGDOM			842240	51177	
215 INDIA	696220	28604	2795940	104897	
400 U STATES	3024736	178138	17035815	1145454	
CANDLES PARAFFINE WAX	3720956	206742	20673995	1301528	7184
	LB				
327 FRANCE			146	196	
335 GERMANY W			220	132	
400 U STATES	8316	1892	62114	19440	
PRODUCTS OF PETROLEUM N O P	8316	1892	62480	19768	7185
	GAL				
100 U KINGDOM			211	1522	
381 ALASKA	125	72	20389	6696	
400 U STATES	643836	230801	4674109	1789619	
LIQUEFIED PETROLEUM GASES	643961	230873	4694709	1797837	7186
	LB				
400 U STATES	15351122	190626	128715161	1512819	
NAPHTHA INCL SOLVENT NAPHTHA	15351122	190626	128715161	1512819	7187
	GAL				
100 U KINGDOM			30	300	
357 NETH ANT			318164	53035	
381 ALASKA			9608	3188	
400 U STATES	840024	202588	8361440	1694033	
ARTIFICIAL ABRASIVE GRAINS	840024	202588	8689242	1750556	7191
100 U KINGDOM				151	
335 GERMANY W				1538	
400 U STATES		93891		1046486	
DIAMONDS BLACK BORT FOR BORERS		93891		1048175	7192
	CARAT				
100 U KINGDOM	13075	54180	101566	550984	
207 UN SO AFR	31675	126878	161179	653320	
306 BELGIUM			2195	11511	
335 GERMANY W			231	1257	
400 U STATES	99804	521190	718411	3474158	
DIATOMACEOUS EARTH	144554	702248	983582	4691230	7193
	CWT				
318 DENMARK			489	852	
400 U STATES	33744	60372	249874	436654	
EMERY IN BULK	33744	60372	250363	437506	7194
400 U STATES		12408		117722	
GRINDING WHEELS BONDED		12408		117722	7195
100 U KINGDOM		3640		22814	
305 AUSTRIA		295		441	
306 BELGIUM				144	
335 GERMANY W		266		10463	
359 NORWAY				5863	
375 SWEDEN		3108		10651	
376 SWITZRLND				104	
400 U STATES		124303		1078728	
GRINDING STONES BLOCKS BONDED		131612		1129208	7196
100 U KINGDOM				603	
335 GERMANY W				450	
400 U STATES		14641		167823	
EMERY ART ABRASIVE MFRS N O P		14641		168876	7197
100 U KINGDOM		1197		4195	
335 GERMANY W				575	
344 ITALY				135	
400 U STATES		30957		192881	
GRINDSTONES 36 INCHES OR OVER		32154		197786	7198
	NO				
400 U STATES			104	9441	
GRINDSTONES N O P			104	9441	7199
	NO				
100 U KINGDOM	24	352	764	3957	
400 U STATES	69	266	865	6014	
PUMICE PUMICE STONE LAVA TUFFA	93	618	1629	9971	7200
335 GERMANY W				919	
344 ITALY		2366		12600	
400 U STATES		17638		101086	
SANDPAPER EMERY PAPER CLOTH		20004		114605	7201
100 U KINGDOM		1849		4939	
335 GERMANY W				5672	

IMPORTS INTO CANADA FOR CONSUMPTION

Articles and Countries from which Imported	MONTH OF JULY 1955		SEVEN MONTHS ENDED JULY 1955		Class Number
	Quantities	Values (\$)	Quantities	Values (\$)	
400 U STATES		67525		552623	
BUILDING STONE N O P		69374		563234	7210
100 U KINGDOM	CWT 461	1106	906	1956	
344 ITALY	135	1024	483	2482	
400 U STATES	60500	61699	397624	363355	
GRANITE ROUGH	61096	63829	399013	367793	7215
306 BELGIUM				596	
326 FINLAND		3188		10581	
335 GERMANY W				320	
359 NORWAY				1622	
375 SWEDEN		13340		40203	
400 U STATES		15552		62155	
GRANITE SAWN		32080		115477	7216
306 BELGIUM		983		1170	
326 FINLAND		5375		10697	
359 NORWAY				374	
375 SWEDEN		380		3545	
400 U STATES		7185		33276	
GRANITE MANUFACTURES		13923		49062	7218
100 U KINGDOM				51	
306 BELGIUM				1303	
326 FINLAND		477		54941	
335 GERMANY W		4928		84266	
359 NORWAY				410	
375 SWEDEN		5942		47153	
400 U STATES		6046		25012	
GYP SUM		17393		213136	7221
100 U KINGDOM	TON 11	288	19	603	
400 U STATES	2120	19942	6947	41028	
LIME	2131	20230	6966	41631	7223
100 U KINGDOM	CWT		3733	2825	
400 U STATES	49058	27252	290966	159808	
PLASTER OF PARIS WALL PLASTER	49058	27252	294699	162633	7224
100 U KINGDOM	CWT		1210	895	
400 U STATES	42937	48619	255806	296183	
CEMENT PORTLAND	42937	48619	257016	297078	7225
100 U KINGDOM	CWT 202301	149258	259701	224508	
306 BELGIUM	1124	1769	23146	31670	
318 DENMARK	3528	5005	9270	13392	
327 FRANCE	2820	4420	2820	4420	
335 GERMANY W	343313	288286	429396	362528	
375 SWEDEN	1000	601	1000	601	
400 U STATES	237358	251153	465190	540304	
CEMENT MANUFACTURES N O P	791444	700492	1190523	1177423	7226
100 U KINGDOM		593		593	
344 ITALY				65156	
400 U STATES		11489		90141	
WHITE PORTLAND CEMENT CLINKER		12082		155890	7227
400 U STATES	CWT 27146	24963	158765	146153	
MARBLE ROUGH	27146	24963	158765	146153	7231
309 BRAZIL				1508	
327 FRANCE				3736	
344 ITALY		5920		15515	
352 MEXICO				1157	
360 ISRAEL				990	
400 U STATES		1332		14659	
MARBLE SAWN		7252		37565	7232
306 BELGIUM		2271		6415	
344 ITALY		24204		73897	
366 PORTUGAL				4306	
372 SPAIN				77	
400 U STATES		9829		79383	
MARBLE FOR TOMBSTONES		36304		164078	7233
400 U STATES		3444		24873	
MARBLE MANUFACTURES N O P		3444		24873	7234
100 U KINGDOM				64	
306 BELGIUM				5039	
326 FINLAND				1126	
327 FRANCE				421	
335 GERMANY W				300	
344 ITALY		5374		14650	
400 U STATES				8295	
MARBLE ORNAMENTAL FOR CHURCHES		5374		29895	7235
327 FRANCE				1281	
344 ITALY		23079		69696	
ROOFING SLATE		23079		70977	7241
100 U KINGDOM	sq		84	7022	
366 PORTUGAL			140	753	
400 U STATES			574	17027	
	10	979	798	24802	
	10	979	798	24802	

IMPORTS INTO CANADA FOR CONSUMPTION

Articles and Countries from which Imported	MONTH OF JULY 1955		SEVEN MONTHS ENDED JULY 1955		Class Number
	Quantities	Values (\$)	Quantities	Values (\$)	
SLATE MANUFACTURES N O P					7243
335 GERMANY W		953		1782	
344 ITALY		712		4079	
366 PORTUGAL		395		5720	
400 U STATES		1255		5322	
		3315		16903	
BURRSTONES IN BLOCKS	NO				7251
CHALK CLIFF STONE MICA SCHIST					7252
100 U KINGDOM		195		195	
344 ITALY				63	
400 U STATES				2380	
		195		2638	
CHALK PREPARED					7253
400 U STATES				2775	
				2775	
CURLING STONES AND HANDLES	PAIR				7254
100 U KINGDOM	16	479	1667	43566	
	16	479	1667	43566	
FELDSPAR CRUDE ONLY	CWT				7255
FELDSPAR GROUND	CWT				7256
400 U STATES			839	983	
			839	983	
FLINT AND GROUND FLINT STONE	CWT				7257
400 U STATES			9093	11321	
			9093	11321	
FLUORSPAR	CWT				7258
100 U KINGDOM	409	814	2449	5258	
352 MEXICO	10794	13974	66360	79787	
372 SPAIN	26701	29259	26701	29259	
400 U STATES	2340	3532	48073	78051	
	40244	47579	143583	192355	
GANISTER	CWT				7259
400 U STATES	1176	1195	3123	3359	
	1176	1195	3123	3359	
MAGN CARB FOR RUBBER PRODUCTS	CWT				7260
400 U STATES			8	122	
			8	122	
MAG OX AND CARB FOR INSULATION	CWT				7261
100 U KINGDOM	161	1241	393	2852	
400 U STATES	2281	9504	47731	205760	
	2442	10745	48124	208612	
MAGNESITE CALCINED DEAD BURNED	CWT				7262
100 U KINGDOM	196	1384	520	4566	
354 NETHRLNDS			110	356	
388 YUGO SLAV	61740	150267	110285	268434	
400 U STATES	922	40128	70498	273110	
	71858	191779	181413	546466	
PHOSPHATE ROCK	CWT				7263
357 NETH ANT			134400	166040	
400 U STATES	1205830	415843	4852407	1809987	
	1205830	415843	4986807	1976027	
SILICA SAND	CWT				7264
306 BELGIUM			440720	28549	
400 U STATES	1042599	162132	6500616	1076038	
	1042599	162132	6941336	1104587	
SAND AND GRAVEL N O P	TON				7265
400 U STATES	34844	32999	138358	153985	
	34844	32999	138358	153985	
SILEX OR CRYSTALLIZED QUARTZ	CWT				7266
306 BELGIUM			297	1908	
309 BRAZIL			138	2908	
400 U STATES	28197	19510	257149	130298	
	28197	19510	257584	135114	
STONE REFUSE	TON				7267
400 U STATES			370	603	
			370	603	
TALC OR SOAPSTONE	CWT				7268
327 FRANCE			223	465	
344 ITALY	4408	9330	8019	17390	
400 U STATES	17770	26213	119032	189058	
	22178	35543	127274	206913	
WHITING GILDERS PARIS WHITE	CWT				7269
100 U KINGDOM	5218	3471	22520	16875	
327 FRANCE	2500	825	12817	4159	
335 GERMANY W			202	653	
400 U STATES	11598	18511	66651	128988	
	19316	22807	102190	150675	
STONE AND MANUFACTURES N O P					7270
100 U KINGDOM				931	
231 HONG KONG				541	
344 ITALY		989		6796	
400 U STATES		731		11264	
		1720		19532	
ROOFING GRANULES	CWT				7271
400 U STATES	365261	333840	1459486	1327150	
	365261	333840	1459486	1327150	
STONE CRUSHED	TON				7272
400 U STATES	135064	131232	414638	424758	
	135064	131232	414638	424758	
QUARTZ PIEZO ELECTRIC	LB				7273
309 BRAZIL	341	1397	10072	167544	
400 U STATES	219	3901	3677	34704	
	560	5298	13749	202248	

IMPORTS INTO CANADA FOR CONSUMPTION

Articles and Countries from which Imported	MONTH OF JULY 1955		SEVEN MONTHS ENDED JULY 1955		Class Number
	Quantities	Values (\$)	Quantities	Values (\$)	
BLAST FURNACE SLAG	CWT				7280
400 U STATES	46972	6118	361233	44624	
	46972	6118	361233	44624	
BARYTES	CWT				7281
335 GERMANY W	440	395	4925	5635	
400 U STATES	2160	4213	9027	17435	
	2600	4608	13952	23070	
CARBONS 3 TO 35 INCHES CIRCUM					7282
100 U KINGDOM		4474		19180	
400 U STATES		81968		470306	
		86442		489486	
CARBONS OVER 35 INCHES CIRCUM					7283
400 U STATES		6168		383035	
		6168		383035	
ELECTRIC LIGHT CARBONS N O P	LB				7284
100 U KINGDOM			2205	2195	
327 FRANCE			25	75	
335 GERMANY W			1286	1596	
400 U STATES	17247	11400	130186	72960	
	17247	11400	133702	76826	
CRAYONS					7285
100 U KINGDOM		125		1471	
327 FRANCE				237	
335 GERMANY W		3441		16807	
347 JAPAN				2328	
354 NETHRLNDS		136		637	
376 SWITZRLND				137	
400 U STATES		24023		172862	
		27725		194479	
DIAMONDS UNSET	CARAT				7286
100 U KINGDOM	1031	137791	4950	676341	
207 UN SO AFR	68	18045	306	78634	
306 BELGIUM	1876	257764	14168	2197413	
327 FRANCE			59	7148	
354 NETHRLNDS	309	58818	1951	350331	
360 ISRAEL	767	79413	4988	534914	
376 SWITZRLND			20	3679	
400 U STATES	576	246354	5666	1301267	
	4627	798185	32108	5149727	
EARTHS CRUDE ONLY					7287
335 GERMANY W				2418	
400 U STATES				1252	
				3670	
FOUNDRY FACINGS OF ALL KINDS					7288
400 U STATES		8465		71010	
		8465		71010	
FULLERS EARTH IN BULK ONLY					7289
100 U KINGDOM				888	
400 U STATES		9118		63466	
		9118		64354	
GAS IMPORTED BY PIPE LINE	M FY				7290
400 U STATES	1829711	503693	7475567	1858553	
	1829711	503693	7475567	1858553	
INSULATORS ELECTRIC N O P					7291
100 U KINGDOM		276		5701	
335 GERMANY W				664	
375 SWEDEN				125	
400 U STATES		31751		281861	
		32027		288351	
MAGNESIA PIPE COVERING					7292
100 U KINGDOM		5699		27148	
400 U STATES		770		27843	
		6469		54991	
MINERAL WOOL N O P	LB				7295
400 U STATES	244981	17475	776765	125597	
	244981	17475	776765	125597	
SALT TABLE	CWT				7296
400 U STATES	31	1308	560	12519	
	31	1308	560	12519	
SALT FOR FISHERIES	CWT				7297
100 U KINGDOM			560	835	
224 JAMAICA	14067	2324	70595	11999	
227 BAHAMAS			131747	41890	
334 ST PIERRE	700	781	700	781	
366 PORTUGAL			2000	700	
372 SPAIN	115810	43994	440940	155058	
	130577	47099	646542	211263	
SALT IN BULK N O P	CWT				7298
400 U STATES	258315	55138	1844596	437539	
	258315	55138	1844596	437539	
SALT IN BAGS BARRELS	CWT				7299
100 U KINGDOM	11874	13317	30561	35446	
335 GERMANY W	2240	1216	2240	1216	
400 U STATES	18605	15653	393741	208862	
	32719	30186	426542	245524	
SULPHUR AND BRIMSTONE	CWT				7300
400 U STATES	585537	733244	2974511	3754819	
	585537	733244	2974511	3754819	
MINERAL SUBSTANCES N O P					7301
100 U KINGDOM		5408		76021	
205 RHOD NYAS		60659		60659	
207 UN SO AFR		137800		280582	
306 BELGIUM				4337	
318 DENMARK		118		554	

IMPORTS INTO CANADA FOR CONSUMPTION

Articles and Countries from which Imported	MONTH OF JULY 1955		SEVEN MONTHS ENDED JULY 1955		Class Number
	Quantities	Values (\$)	Quantities	Values (\$)	
327 FRANCE		59		1141	
335 GERMANY W		938		7985	
344 ITALY		5017		36707	
347 JAPAN				571	
390 GERMANY E				346	
400 U STATES		385679		2739570	
		595678		3208473	
VERMICULITE CRUDE					7302
207 UN SO AFR		6134		12492	
400 U STATES		21080		117635	
		27214		130127	
ASPHALT TILE FOR FLOORING	SQ FT				7303
100 U KINGDOM			29316	3219	
400 U STATES	51750	5953	955220	74778	
	51750	5953	984536	77997	
ANDALUSITE KYANITE MULLITE ETC	CWT				7304
400 U STATES	2675	6778	11966	36027	
	2675	6778	11966	36027	

IMPORTS INTO CANADA FOR CONSUMPTION

139

Articles and Countries from which Imported	MONTH OF JULY 1955		SEVEN MONTHS ENDED JULY 1955		Class Number
	Quantities	Values (\$)	Quantities	Values (\$)	
GROUP B					
CHEMICALS AND ALLIED PRODUCTS					
ACID BORACIC 25 LBS OR OVER 400 U STATES	LB 453470	31612	1883880	120268	8001
ACID HYDROFLUOSILICIC 400 U STATES	LB 9555	851	81602	7884	8002
ACID MURIATIC 400 U STATES	LB 280465	3060	473962	6820	8003
ACETYLSALICYLIC ACID 100 U KINGDOM 327 FRANCE 400 U STATES	LB 52416	28981	319970	176496	8004
ACID NITRIC 400 U STATES	LB 259982	10576	418586	21900	8005
ACID PHOSPHORIC 400 U STATES	LB 56906	3435	314824	23746	8006
ACID SULPHURIC 400 U STATES	LB 1900	66	52869	3058	8008
ACID LACTIC 100 U KINGDOM 335 GERMANY W 354 NETHRLNDS 400 U STATES	LB 5803	2973	69419	25597	8009
ACID NICOTINIC 327 FRANCE 335 GERMANY W 344 ITALY 376 SWITZRLND 400 U STATES	LB 400	1032	400	1032	8010
SALICYLIC ACID 100 U KINGDOM 335 GERMANY W 400 U STATES	LB 560	234	560	234	8011
ACID ACETIC AND PYROLIGNEOUS 100 U KINGDOM 400 U STATES	GAL 10200	4876	21820	10707	8012
ACID CITRIC 100 U KINGDOM 400 U STATES	LB 19920	4845	86208	20709	8013
ACID CRESYLIC 100 U KINGDOM 400 U STATES	LB 31794	4463	194053	17412	8015
XANTHATES FOR ORES 100 U KINGDOM 335 GERMANY W 400 U STATES	LB 331	75	13559	2660	8016
ACID OXALIC 100 U KINGDOM 327 FRANCE 335 GERMANY W 354 NETHRLNDS 400 U STATES	LB 30534	3389	40726	5068	8017
ACID TANNIC 100 U KINGDOM 306 BELGIUM 327 FRANCE 336 GREECE 376 SWITZRLND 379 TURKEY 400 U STATES	LB 250	163	2740	1385	8020
TARTARIC ACID CRYSTAL OR POWD 100 U KINGDOM 335 GERMANY W 344 ITALY 372 SPAIN 400 U STATES	LB 12320	3903	292544	90088	8021
ACIDS N O P 100 U KINGDOM 327 FRANCE 335 GERMANY W 344 ITALY 347 JAPAN 354 NETHRLNDS 375 SWEDEN 376 SWITZRLND 400 U STATES	LB 65075	14768	300015	77567	8022

IMPORTS INTO CANADA FOR CONSUMPTION

Articles and Countries from which Imported	MONTH OF JULY 1955		SEVEN MONTHS ENDED JULY 1955		Class Number
	Quantities	Values (\$)	Quantities	Values (\$)	
ACID ARSENIC 400 U STATES	LB		428163	15276	8023
ACID ASCORBIC 400 U STATES	LB	3729	20113	131521	8024
ACID FORMIC 335 GERMANY W 354 NETHRLNDS 400 U STATES	LB	59421	404501	40604	8025
ACID CHROMIC 100 U KINGDOM 335 GERMANY W 376 SWITZRLND 400 U STATES	LB	84922	474973	49215	8026
ACID CARBOLIC OR PHENOL 400 U STATES	LB	463900	4840160	759726	8027
AMYL ALCOHOL 400 U STATES	GAL		7476	9412	8032
BUTYL ALCOHOL 100 U KINGDOM 400 U STATES	LB	3600	215646	25476	8034
METHYL ETHYL KETONE ETC 400 U STATES	LB	958621	3155594	464985	8035
ETHYL AND METHYL ALCOHOL 381 ALASKA 400 U STATES	P GAL	77258	116133	38626	8036
RUM TO BE DENATURED 221 B GUIANA 224 JAMAICA 400 U STATES	P GAL	77258	116426	38857	8037
ISOPROPYL ALCOHOL 100 U KINGDOM 400 U STATES	GAL	1652	196635	81129	8038
CELLULOSE ACETATE PHOTO FILM 400 U STATES			23041	683598	8046
COLLODION FOR FILMS ENGRAVERS 400 U STATES	GAL		20	77	8047
CAFFEINE AND SALTS 335 GERMANY W 354 NETHRLNDS 400 U STATES	LB	1100	12916	30155	8052
COCAINE 100 U KINGDOM	OZ	430	1115	12640	8053
CODEINE AND SALTS 100 U KINGDOM 215 INDIA 335 GERMANY W	OZ	5105	26828	137292	8054
OPIUM DERIVATIVES N O P 100 U KINGDOM 327 FRANCE 354 NETHRLNDS 400 U STATES	OZ	350	3739	16270	8056
OPIUM 100 U KINGDOM	LB	30	135	1562	8057
QUININE SALTS 100 U KINGDOM 335 GERMANY W 354 NETHRLNDS 400 U STATES	OZ	30	135	1562	8059
STRYCHNINE AND SALTS 100 U KINGDOM 215 INDIA	OZ		9480	5610	8060
PREPARATIONS WEED KILLING 100 U KINGDOM 335 GERMANY W 363 PERU 400 U STATES		549		36015	8069
NICOTINE AND SALT FOR SPRAYING 100 U KINGDOM 400 U STATES	LB	15338	97172	74098	8070
CHLOROPICRIN INSECTICIDES 100 U KINGDOM 400 U STATES			118172	88337	8071

IMPORTS INTO CANADA FOR CONSUMPTION

Articles and Countries from which Imported	MONTH OF JULY 1955		SEVEN MONTHS ENDED JULY 1955		Class Number
	Quantities	Values (\$)	Quantities	Values (\$)	
SPRAYS IN PKGS NOT OVER 3 LBS					
100 U KINGDOM		2931		26295	8072
400 U STATES		20857		184868	
		23788		211163	
DISINFECTANTS DIPS SPRAYS NOP					8073
100 U KINGDOM		8669		190649	
327 FRANCE		2530		13191	
335 GERMANY W		8394		55874	
354 NETHRLNDS				1633	
359 NORWAY				300	
363 PERU				20327	
376 SWITZRLND		6888		24053	
400 U STATES		610189		4932812	
		636670		5238839	
MEDICINAL PREPARATIONS DRY					8074
100 U KINGDOM		58792		327071	
231 HONG KONG		3097		25574	
236 NEW ZEAL				553	
305 AUSTRIA				225	
306 BELGIUM				2630	
317 CZECHO S		97		97	
318 DENMARK				3264	
327 FRANCE		4410		79233	
335 GERMANY W		4254		14428	
347 JAPAN		219		1022	
354 NETHRLNDS		197		5082	
375 SWEDEN				70	
376 SWITZRLND		46869		269073	
400 U STATES		402860		2742922	
		520795		3471244	
MEDICINAL PREPARATIONS LIQUID					8075
100 U KINGDOM		5299		32504	
231 HONG KONG		366		3758	
234 AUSTRALIA		860		1510	
327 FRANCE		3968		38551	
335 GERMANY W				1511	
344 ITALY		404		950	
347 JAPAN		220		337	
354 NETHRLNDS				1300	
375 SWEDEN				1159	
376 SWITZRLND		3272		16251	
400 U STATES		89798		675309	
		104187		773140	
MEDICINAL PREPARATIONS OTHER					8076
100 U KINGDOM				210	
231 HONG KONG		715		4221	
327 FRANCE				45	
335 GERMANY W				86	
347 JAPAN				419	
376 SWITZRLND				1895	
400 U STATES		2248		28965	
		2963		35841	
MEDICATED WINES UNDER 40 PROOF	GAL				8077
MENTHOL NATURAL OR SYNTHETIC					8078
100 U KINGDOM				21806	
231 HONG KONG		73265		85347	
309 BRAZIL				10904	
313 CHINA				14618	
335 GERMANY W				8433	
354 NETHRLNDS				10229	
400 U STATES		23390		40918	
		96655		192255	
PAPAIN					8079
203 B E AFR		1496		2866	
217 CEYLON				228	
400 U STATES		4836		7070	
		6332		10164	
SPIRITS AND STRONG WATERS	GAL				8081
100 U KINGDOM	6	134	306	2562	
231 HONG KONG	432	2382	2883	15562	
400 U STATES	93	3273	1010	23264	
	531	5789	4199	41388	
EXTRACT OF CASCARA SAGRADA					8082
400 U STATES		859		9848	
		859		9848	
PENICILLIN AND PRODUCTS					8083
100 U KINGDOM		1783		5806	
400 U STATES		23149		337852	
		24932		343658	
STREPTOMYCIN AND PRODUCTS					8084
100 U KINGDOM		7694		37205	
400 U STATES		5645		93191	
		13339		130396	
SULPHA DRUGS					8085
100 U KINGDOM		9856		61289	
318 DENMARK		1027		34686	
327 FRANCE				1768	
344 ITALY				900	
354 NETHRLNDS		1959		13170	
376 SWITZRLND		1825		27552	
400 U STATES		27668		159266	
		42335		298631	
ANTIBIOTICS N O P					8086
100 U KINGDOM		744		211925	
327 FRANCE				5331	

IMPORTS INTO CANADA FOR CONSUMPTION

Articles and Countries from which Imported	MONTH OF JULY 1955		SEVEN MONTHS ENDED JULY 1955		Class Number
	Quantities	Values (\$)	Quantities	Values (\$)	
400 U STATES		86227		1350845	
ANILINE DYES 1 LB OR OVER	LB	86971		1568101	8091
100 U KINGDOM	97511	102929	513410	512794	
220 BERMUDA			695	1435	
306 BELGIUM	2848	2509	5232	5103	
327 FRANCE	12439	20485	83413	109654	
335 GERMANY W	38842	44206	186564	212005	
354 NETHRLNDS	1430	2052	33678	36559	
376 SWITZRLND	73600	139011	392313	759310	
400 U STATES	263786	369070	2120699	2707862	
	490456	680262	3336004	4344722	
ANILINE AND COAL TAR DYES NOP	LB				8092
400 U STATES	1899	6053	22000	44982	
ANILINE OIL CRUDE	LB	1899	22000	44982	8093
400 U STATES	170	67	4819	1059	
ANILINE SALTS AND ALIZARIN	LB	170	4819	1059	8094
100 U KINGDOM	8455	2594	33035	16537	
335 GERMANY W	2000	2520	2000	2520	
400 U STATES	1400	412	9257	2523	
	11855	5526	44292	21580	
COAL TAR BASE OR SALT FOR DYES	LB				8095
100 U KINGDOM	14234	13807	66656	61435	
306 BELGIUM	1078	1400	15944	13272	
327 FRANCE			8814	4493	
335 GERMANY W	36521	19747	215829	129284	
344 ITALY			4960	3204	
354 NETHRLNDS	660	447	4070	3205	
376 SWITZRLND	221	1438	3059	6226	
400 U STATES	45957	41959	350586	341667	
	98671	78798	669918	562786	
CAMWOOD AND SUMAC AND EXTRACT	CWT				8103
400 U STATES	12	104	120	1122	
CHEM COMP FOR DYEING TANNG NOP	CWT	12	120	1122	8104
100 U KINGDOM	1119	23609	6139	118166	
327 FRANCE			595	9187	
335 GERMANY W	520	11138	3073	69447	
354 NETHRLNDS			7	537	
376 SWITZRLND	26	1765	202	15029	
400 U STATES	10920	65358	92147	518200	
	12585	101870	102163	730566	
BASIC CHROMIC SULPHATE	CWT				8105
100 U KINGDOM	820	5708	2722	19096	
335 GERMANY W	29	407	538	4388	
354 NETHRLNDS			550	4518	
400 U STATES	472	3745	12273	110527	
	1321	9860	16083	138529	
INDIGO INDIGO PASTE OR EXTRACT	CWT				8106
100 U KINGDOM			1032	74765	
400 U STATES			11	451	
IRON AND RED LIQUOR FOR DYEING	CWT		1043	75216	8107
400 U STATES	24	214	125	1134	
LOGWOOD AND FUSTIC EXTRACT	CWT	24	125	1134	8109
400 U STATES	10	178	241	7240	
QUEBRACHO EXTRACT	CWT	10	241	7240	8111
304 ARGENTINA	4107	45095	31751	352837	
354 NETHRLNDS			213	2531	
362 PARAGUAY	3340	38656	11249	127228	
400 U STATES	1122	12818	4946	64938	
	8569	96569	48159	547534	
TERRA JAPONICA GAMBIER CUTCH	CWT				8113
100 U KINGDOM	128	1653	1293	17137	
219 BEI OTHER			20	205	
400 U STATES			28	297	
	128	1653	1341	17639	
TURMERIC	CWT				8114
100 U KINGDOM	112	2458	112	2458	
215 INDIA	548	9501	894	17601	
400 U STATES	76	1579	118	2773	
	736	13538	1124	22832	
NON EDIBLE SEEDS BEANS NUTS	CWT				8115
100 U KINGDOM			44	739	
224 JAMAICA			358	1084	
335 GERMANY W			10	280	
400 U STATES	6	122	654	5183	
	6	122	1066	7286	
CHESTNUT EXTRACT	CWT				8116
327 FRANCE			3858	42318	
344 ITALY	1702	17438	4935	50489	
400 U STATES			300	3673	
	1702	17438	9093	96480	
SPRUCE EXTRACT	CWT				8117
400 U STATES			1720	9766	
MYROBALAN EXTRACT	CWT				8118
100 U KINGDOM			224	1813	
215 INDIA			1150	8014	
			1374	9827	
WATTLE EXTRACT	CWT				8119
203 B E AFR			996	9564	

IMPORTS INTO CANADA FOR CONSUMPTION

Articles and Countries from which Imported	MONTH OF JULY 1955		SEVEN MONTHS ENDED JULY 1955		Class Number
	Quantities	Values (\$)	Quantities	Values (\$)	
207 UN SO AFR			8731	75264	
354 NETHRLNDS			44	422	
400 U STATES			22	223	
HEMLOCK EXTRACT			9793	85473	
400 U STATES	CWT				8120
	48	345	316	2167	
	48	345	316	2167	
EXTRACTS N O P DYEING TANNING	CWT				8121
100 U KINGDOM	1	439	897	13759	
234 AUSTRALIA			2140	15485	
335 GERMANY W			1	53	
379 TURKEY	1102	8143	1102	8143	
400 U STATES	938	8765	7658	73757	
	2041	17347	11798	111197	
BINITROTOLUOL FOR EXPLOSIVES	LB				8131
400 U STATES	80000	8000	480000	89795	
	80000	8000	480000	89795	
NITRATE COMPOUNDS N O P FOR EXPL	LB				8132
100 U KINGDOM			22400	2438	
400 U STATES	41420	4488	397768	46283	
	41420	4488	420168	48721	
BLASTING AND MINING POWDER	LB				8133
400 U STATES	25000	7425	61080	22229	
	25000	7425	61080	22229	
DYNAMITE AND NITRO GLYCERINE	LB				8134
400 U STATES	720	296	2455	1360	
	720	296	2455	1360	
FIREWORKS FIRECRACKERS					8135
100 U KINGDOM		185		47639	
231 HONG KONG		10401		86233	
335 GERMANY W				129	
347 JAPAN				715	
354 NETHRLNDS				644	
400 U STATES		1273		15165	
		11859		150525	
FUSE NON METALLIC					8136
100 U KINGDOM				236	
400 U STATES		93		6051	
		93		6287	
GUN RIFLE SPORTING POWDER	LB				8137
100 U KINGDOM	20000	5673	47500	13588	
400 U STATES	326599	418959	1009809	1095566	
	346599	424632	1057309	1109154	
EXPLOSIVES N O P	LB				8138
100 U KINGDOM			80000	75014	
400 U STATES	5354	4530	82547	87041	
	5354	4530	162547	162055	
NITROGEN SOLUTION	CWT				8149
335 GERMANY W			1102	5558	
400 U STATES	30846	104654	475618	1447616	
	30846	104654	476720	1453174	
NITROGEN FERTILIZER N O P	CWT				8150
400 U STATES	676	1796	5285	14030	
	676	1796	5285	14030	
AMMONIUM SULPHATE	CWT				8151
100 U KINGDOM	1039	3093	4654	13368	
335 GERMANY W			1762	4639	
400 U STATES	3540	7882	80305	177162	
	4579	10975	86721	195169	
BASIC SLAG	CWT				8152
POTASH MURIATE OF	CWT				8155
327 FRANCE			173679	191556	
335 GERMANY W	39998	43963	259176	314166	
400 U STATES	120585	137981	946941	1099396	
	160583	181944	1379796	1605118	
POTASH SULPHATE OF	CWT				8156
327 FRANCE			3400	5981	
400 U STATES	9204	16830	119066	197196	
	9204	16830	122466	203177	
SODA NITRATE OR CUBIC NITRE	CWT				8157
100 U KINGDOM	448	1732	448	1732	
312 CHILE	400	1164	6054	16451	
354 NETHRLNDS			110	302	
400 U STATES	10475	23530	240268	526264	
	11323	26426	246880	544749	
TRIPLE SUPERPHOSPHATE	CWT				8161
400 U STATES	80723	185255	358859	819949	
	80723	185255	358859	819949	
SUPERPHOSPHATE N O P	CWT				8162
400 U STATES	189081	174013	1786596	1672091	
	189081	174013	1786596	1672091	
PHOSPHATE FERTILIZER N O P	CWT				8163
400 U STATES	2420	6895	31040	72167	
	2420	6895	31040	72167	
SULPHATE OF POTASH MAGNESIA	CWT				8164
400 U STATES	2070	1378	22364	16652	
	2070	1378	22364	16652	
POTASH FERTILIZER N O P	CWT				8165
FERTILIZER MIXED	CWT				8166
100 U KINGDOM	1	288	664	4746	
400 U STATES	452	8966	27434	268343	
	453	9254	28098	273089	
FERTILIZER MATERIALS N O P	CWT				8167
100 U KINGDOM			254	1306	

IMPORTS INTO CANADA FOR CONSUMPTION

Articles and Countries from which Imported	MONTH OF JULY 1955		SEVEN MONTHS ENDED JULY 1955		Class Number
	Quantities	Values (\$)	Quantities	Values (\$)	
375 SWEDEN			302	12215	
400 U STATES			76498	141918	
LITHARGE	6612	14078	77054	155439	
	CWT				8171
100 U KINGDOM	10	181	3397	55700	
335 GERMANY W			441	6895	
400 U STATES	897	15766	7077	121487	
LEAD RED DRY ORANGE MINERAL	907	15947	10915	184082	
	LB				8172
100 U KINGDOM	10000	1604	139160	23052	
400 U STATES			2000	399	
LEAD WHITE DRY	10000	1604	141160	23451	
	LB				8173
100 U KINGDOM			16100	2811	
400 U STATES			3325	628	
LEAD WHITE GROUND IN OIL			19425	3439	
	LB				8174
ANTIMONY OXIDE					8179
100 U KINGDOM			110000	24291	
306 BELGIUM			2240	516	
335 GERMANY W	23000	5707	23000	5707	
400 U STATES	27000	7277	67654	18714	
LAMP BLACK	50000	12984	202894	49228	
	LB				8180
400 U STATES	8731	2181	127194	19880	
TITANIUM OXIDE	8731	2181	127194	19880	
	LB				8181
100 U KINGDOM	1971280	382195	11325070	2106152	
400 U STATES	4269380	528991	30450771	3859720	
CARBON BLACK	6240660	911186	41775841	5965872	
	LB				8182
100 U KINGDOM			1000	115	
335 GERMANY W			7937	1140	
400 U STATES	4007218	270557	28266457	1856530	
BONE BLACK AND IVORY BLACK	4007218	270557	28275394	1857785	
	LB				8183
400 U STATES	10500	2099	126456	23220	
BLANC FIXE	10500	2099	126456	23220	
	LB				8184
100 U KINGDOM	3360	423	11860	1318	
306 BELGIUM			26000	942	
335 GERMANY W	126098	4172	321210	10548	
400 U STATES	12000	1104	220812	14936	
BRONZE POWDER	141458	5699	579882	27744	
	LB				8185
100 U KINGDOM			651	654	
335 GERMANY W			245	217	
400 U STATES			2528	3216	
LITHOPONE			3424	4087	
	LB				8186
100 U KINGDOM	70875	4285	305325	19023	
306 BELGIUM			22046	1105	
335 GERMANY W	60509	4404	228311	16025	
354 NETHRLNDS			91000	4876	
400 U STATES	145400	10495	1213201	93879	
OXIDE OF COBALT	276784	19184	1859883	134908	
	LB				8187
400 U STATES			4000	10206	
OXIDE OF COPPER			4000	10206	
	LB				8188
100 U KINGDOM	11200	5541	94748	45420	
400 U STATES	500	288	15509	7501	
OXIDES FILLERS COLOURS DRY NOP	11700	5829	110257	52921	
	LB				8189
100 U KINGDOM	175490	27145	612452	239472	
318 DENMARK			9363	14929	
327 FRANCE			45194	978	
335 GERMANY W	340674	16684	843721	45278	
344 ITALY			504	593	
354 NETHRLNDS			7874	9307	
372 SPAIN	24030	416	267603	6005	
375 SWEDEN			13140	5166	
376 SWITZRLND			392	1010	
400 U STATES	642857	260508	4856327	1897792	
PARIS GREEN DRY	1183051	304753	6656570	2220530	
	LB				8190
400 U STATES	1000	374	5200	1444	
SATIN WHITE	1000	374	5200	1444	
	LB				8191
400 U STATES	65944	1139	433073	7185	
ULTRAMARINE BLUE DRY OR PULP	65944	1139	433073	7185	
	LB				8192
100 U KINGDOM	3990	672	149370	21446	
335 GERMANY W	22046	747	22046	747	
400 U STATES	23600	6240	206207	46900	
ZINC WHITE OXIDE	49636	7659	377623	69093	
	LB				8193
100 U KINGDOM	44800	4960	172246	18625	
400 U STATES	141600	19062	836551	110262	
OXIDE OF TIN	186400	24022	1008797	128887	
	LB				8194
100 U KINGDOM			26506	25485	
400 U STATES			300	279	
			26806	25764	

IMPORTS INTO CANADA FOR CONSUMPTION

Articles and Countries from which Imported	MONTH OF JULY 1955		SEVEN MONTHS ENDED JULY 1955		Class Number	
	Quantities	Values (\$)	Quantities	Values (\$)		
OCHRES SIENNAS AND UMBERS	LB				8201	
	100 U KINGDOM	19796	696	93236		2281
	400 U STATES	399700	9364	1058010	34671	
		419496	10060	1151246	36952	
PUTTY	LB				8202	
	100 U KINGDOM	1456	193	1456		193
	306 BELGIUM			76384	1660	
	400 U STATES	58287	9343	324408	46087	
		59743	9536	402248	47940	
ARTISTS AND CHILDRENS COLOURS					8211	
	100 U KINGDOM		19020			148673
	306 BELGIUM					367
	327 FRANCE					584
	335 GERMANY W		997			2661
	347 JAPAN		312			312
	354 NETHRLNDS				755	
	400 U STATES		13810		131260	
			34139		284612	
GOLD LIQUID PAINT					8212	
	400 U STATES		359			2353
			359		2353	
LIQUID FILLERS AND PAINTS NOP	GAL				8213	
	100 U KINGDOM	3107	11721	15979		54631
	234 AUSTRALIA			180		900
	335 GERMANY W			40		112
	353 MOROCCO			29		2026
	354 NETHRLNDS	20	60	691		2767
	359 NORWAY			1728		4444
	375 SWEODEN			8		65
	381 ALASKA			17		73
	400 U STATES	53802	177193	305604		1116349
	56929	188974	324276	1181367		
SPIRIT VARNISHES AND LACQUERS	GAL				8214	
	100 U KINGDOM	133	1274	955		5431
	318 DENMARK	72	325	155		694
	335 GERMANY W	80	404	838		5620
	353 MOROCCO			60		4298
400 U STATES	4302	17514	41341	172673		
	4587	19517	43349	188716		
STAINS AND OXIDES	LB				8215	
	100 U KINGDOM	1300	1548	13322		18733
	335 GERMANY W		220			468
	400 U STATES	28414	24875	178217		181508
	29934	26891	192107	204026		
VARNISHES LACQUERS JAPANS NOP	GAL				8216	
	100 U KINGDOM			1340		5852
	327 FRANCE	7	89	22		164
	335 GERMANY W			56		207
	354 NETHRLNDS			438		1783
	375 SWEODEN	129	389	547		2081
	376 SWITZRLND			24		111
	381 ALASKA			42		163
	400 U STATES	12575	40217	165686		396639
		12711	40695	168155		407000
ALCOHOLIC PERFUMES UNDER 4 OZ					8221	
	100 U KINGDOM		1255			10398
	327 FRANCE		10154			80884
	335 GERMANY W		272			16538
	344 ITALY		175			1061
	354 NETHRLNDS					729
	372 SPAIN		87			87
	383 HAWAII					1059
	400 U STATES		10333			75713
		22276		186469		
ALCOHOLIC PERFUMES OVER 4 OZ	GAL				8222	
	100 U KINGDOM			274		9175
	231 HONG KONG			15		172
	327 FRANCE	39	952	315		11487
	335 GERMANY W			61		1168
400 U STATES	6	611	518	4645		
	45	1563	1183	26647		
POMADES FRENCH	LB				8223	
PERFUMERY TOILET PREPARATIONS					8224	
	100 U KINGDOM		1858			32271
	231 HONG KONG					128
	306 BELGIUM					60
	327 FRANCE		3941			37690
	335 GERMANY W		2484			41598
	344 ITALY		882			3614
	347 JAPAN		62			62
	354 NETHRLNDS					1269
	372 SPAIN		59			117
	376 SWITZRLNO					157
	383 HAWAII					272
400 U STATES		54979		380628		
		64265		497866		
CASTILE SOAP	LB				8231	
	327 FRANCE			1903		262
	400 U STATES	700	281	5554		2072
		700	281	7457	2334	
COMMON OR LAUNDRY SOAP	LB				8232	
	100 U KINGDOM	3590	310	19917		2083
	354 NETHRLNDS			2794	306	

IMPORTS INTO CANADA FOR CONSUMPTION

Articles and Countries from which Imported	MONTH OF JULY 1955		SEVEN MONTHS ENDED JULY 1955		Class Number	
	Quantities	Values (\$)	Quantities	Values (\$)		
LIQUID SOAP	400 U STATES	99608	13846	548571	73527	8234
		103198	14156	571282	75916	
SOAP POWDERS AND FLAKES	100 U KINGDOM	LB 4024	103	4094	208	8235
	400 U STATES	71879	16953	625118	140481	
TOILET SOAP N O P		75903	17056	629212	140689	8236
	100 U KINGDOM	LB		14456	1056	
WHALE DIL SOAP	305 AUSTRIA			1114	270	8237
	306 BELGIUM			330	125	
SOAP N O P	376 SWITZRLND			3289899	434765	8238
	400 U STATES	593981	79453	3305799	436216	
ALUM IN BULK NOT CALCINED		593981	79453			8251
	100 U KINGDOM		10758		40813	
CHLORIDE OF ALUMINUM	306 BELGIUM				1326	8252
	318 DENMARK				915	
SULPHATE OF IRON COPPERAS	327 FRANCE		1196		2025	8253
	335 GERMANY W		394		3215	
SULPHATE OF ALUMINA ALUM CAKE	354 NETHRLNDS		289		1194	8254
	372 SPAIN		54		260	
AMMONIA NITRATE	376 SWITZRLND		61		61	8261
	400 U STATES		4701		34656	
SAL AMMONIAC			17453		84623	8262
	100 U KINGDOM	LB		6720	341	
SAL AMMONIAC SKIMMINGS	306 BELGIUM			12734	1553	8263
	376 SWITZRLND			19454	1894	
AMMONIA COMPOUNDS N O P	400 U STATES		12214		50284	8264
			12214		56082	
ANTIMONY SALTS TARTAR EMETIC	100 U KINGDOM	CWT 932	2908	4441	13737	8271
	306 BELGIUM			48	248	
ARSENIOUS OXIDE ARSEN SULPHIDE	375 SWEDEN		4175	6204	25686	8273
	400 U STATES		1803	7083	32671	
COPPER SUBACETATE PRECIPITATE				10693	32671	8274
	400 U STATES	CWT 7889	28684	11683	77765	
COPPER SULPHATE				11683	77765	8275
	100 U KINGDOM	CWT 332	1521	1057	1416	
TIN BICHLORIOE TIN CRYSTALS	306 BELGIUM			8613	14304	8277
	335 GERMANY W			9670	15720	
ZINC CHLORIDE	400 U STATES	CWT 9820	16106	58835	100230	8278
			296	423	895	
		10254	19911	79576	148994	
		20370	36440	139007	250119	
		LB 86125	5968	1117492	60569	
			5968	1117492	60569	
		LB 22023	1012	99678	6007	
			847	81538	3736	
		28573	1859	50297	4214	
				231513	13957	
		LB 11023	775	20080	1275	
				1980	124	
		112882	11462	82982	5889	
		123905	12237	268525	28638	
		LB 18030	1712	373567	35926	
				226844	16229	
		55115	900	63484	2357	
		2204	271	5340	633	
		274122	19975	3072794	159415	
		349471	22858	3368462	178634	
		LB 3029448	128760	27834403	1197519	
			128760	27834403	1197519	
		LB 1250	726	112	61	
				2200	1024	
		1250	726	15704	9238	
				18016	10323	
		LB 258400	30335			
				756837	86351	
		161700	15023	769250	124866	
		420100	45358	1526087	211217	
		LB 575	605	612	455	
				6865	6728	
		575	605	7477	7183	
		LB 29800	2579			
				78156	7378	
		5500	768	74161	9876	
		35300	3347	152317	17254	

IMPORTS INTO CANADA FOR CONSUMPTION

147

Articles and Countries from which Imported		MONTH OF JULY 1955		SEVEN MONTHS ENDED JULY 1955		Class Number
		Quantities	Values (\$)	Quantities	Values (\$)	
ZINC SULPHATE		LB				8279
	100 U KINGDOM	132160	8311	623520	31893	
	306 BELGIUM	11000	667	292360	10776	
	335 GERMANY W			86000	4755	
	400 U STATES	23400	1960	654630	43039	
		166560	10938	1656510	90463	
BISMUTH SALTS						8291
	100 U KINGDOM		970		8004	
	400 U STATES		1152		3635	
			2122		11639	
LEAD ACETATE NOT GROUND		LB				8292
	100 U KINGDOM			92905	14825	
	335 GERMANY W			4410	1219	
	400 U STATES	500	98	1318	298	
		500	98	98633	16342	
LEAD ARSENATE		LB				8293
	100 U KINGDOM		29768		4404	
	400 U STATES	8352	1530	101032	18508	
		8352	1530	130800	22912	
LEAD NITRATE NOT GROUND		LB				8294
	100 U KINGDOM	1012	157	125194	18895	
	400 U STATES	4800	852	29100	5164	
		5812	1009	154294	24059	
COMPOUNDS OF TETRAETHYL LEAD		LB				8295
	400 U STATES	2539260	924133	17831460	6485622	
		2539260	924133	17831460	6485622	
BROMINE		LB				8301
	400 U STATES	2106	878	22266	9859	
		2106	878	22266	9859	
CHLORINE LIQUID CHLORINE GAS		LB				8303
	400 U STATES	5609300	160052	40288063	1140707	
		5609300	160052	40288063	1140707	
IODINE CRUDE		LB				8304
	312 CHILE			18163	25839	
	400 U STATES	1800	2584	54160	73096	
		1800	2584	72323	98935	
IODIZED SALTS FOR ANIMALS						8305
	100 U KINGDOM		1303		1721	
	400 U STATES				1407	
			1303		3128	
CALCIUM ARSENATE		LB				8311
	400 U STATES	40000	1970	564865	28601	
		40000	1970	564865	28601	
CALCIUM CHLORIDE		CWT				8315
	306 BELGIUM	2202	2786	3919	7703	
	335 GERMANY W	1101	2373	3302	5461	
	400 U STATES	38652	49528	218853	280260	
		41955	54687	226074	293424	
CHLORIDE OF LIME		CWT				8316
	100 U KINGDOM	3601	13579	11430	43601	
	354 NETHRLNDS			367	996	
	400 U STATES	1040	15857	5744	87057	
		4641	29436	17541	131654	
CALCIUM MOLYBDATE		LB				8318
	400 U STATES			61495	94787	
				61495	94787	
CALCIUM COMPDS NOP EXC CITRATE		LB				8319
	100 U KINGDOM	1520	782	42709	6487	
	327 FRANCE			2040	3201	
	335 GERMANY W	2205	60	7705	1152	
	354 NETHRLNDS	1120	415	15348	5280	
	359 NORWAY			12000	339	
	376 SWITZRLND			3408	8761	
	400 U STATES	376193	38135	2968130	335775	
		381038	39392	3051340	360995	
ARGOLS		LB				8321
CREAM OF TARTAR IN CRYSTALS		LB				8322
	100 U KINGDOM	26880	7045	48720	13739	
	335 GERMANY W	5500	1244	12180	2674	
	344 ITALY	10080	2130	58996	11740	
	354 NETHRLNDS			2204	435	
	372 SPAIN	7200	2389	21517	4947	
	400 U STATES			5181	1387	
		49660	12808	148798	34922	
POTASH AND PEARL ASH		LB				8323
	335 GERMANY W			11905	881	
	400 U STATES	38570	3284	303123	25642	
		38570	3284	315028	26523	
POTASH BICARBONATE		LB				8325
	400 U STATES			500	104	
				500	104	
POTASH BICHROMATE CRUDE		LB				8326
	100 U KINGDOM			12400	1883	
	335 GERMANY W			2205	339	
	400 U STATES	6600	1185	163165	24495	
		6600	1185	177770	26717	
POTASH CAUSTIC		LB				8327
	327 FRANCE	21856	2333	71252	7991	
	335 GERMANY W	121746	9027	219432	16249	
	354 NETHRLNDS			11880	891	
	375 SWEODEN			5380	1214	
	400 U STATES	99880	7033	2624127	130421	
		243482	18393	2932071	156766	
POTASH CHLORATE GROUND		LB				8329
	354 NETHRLNDS			22000	3087	

IMPORTS INTO CANADA FOR CONSUMPTION

Articles and Countries from which Imported	MONTH OF JULY 1955		SEVEN MONTHS ENDED JULY 1955		Class Number
	Quantities	Values (\$)	Quantities	Values (\$)	
376 SWITZRLND	2 204 6	2873	2 204 6	2873	
400 U STATES	100	58	2 145 0	3 378	
POTASH RED OR YELLOW PRUSSIAE	2 214 6	2931	6 549 6	9 338	8 330
390 GERMANY E	LB		4 409	813	
400 U STATES	2 441	642	1 086 6	3 790	
POTASH NITRATE OR SALTPETRE	2 441	642	1 527 5	4 603	8 331
100 U KINGDOM	LB		5 510 4	4 409	
335 GERMANY W	5 499 2	4 347	4 871 0 2	2 754 6	
354 NETHRLNDS	1 100 0	740	6 600	4 25	
400 U STATES	4 090 2	3 045	1 738 3 2	1 434 5	
POTASH COMPOUNDS N O P	10 689 4	8 13 2	7 226 3 8	4 672 5	8 332
100 U KINGDOM	LB		1 410 5 5	4 234 4	
327 FRANCE	2 936 0	1 127 2	2 404 6	2 752	
335 GERMANY W	4 409	418	6 657 9	6 108	
344 ITALY			250	324	
354 NETHRLNDS	2 204 6	412 6	1 502 7 0	2 325 8	
375 SWEDEN			4 784 4	2 023	
400 U STATES	1 496 4 8	2 092 9	1 203 8 8 8	1 809 2 5	
CLEANING COMPDUNDS SODIUM BASE	20 546 3	3 674 5	1 633 9 3 2	2 577 3 4	8 337
400 U STATES	LB		6 467 0 0 6	7 347 6 4	
SODA BENZOATE	79 344 2	1 035 3 7	6 467 0 0 6	7 347 6 4	8 338
100 U KINGDOM	LB		1 344 0	4 388	
400 U STATES			45	94	
SODA BROMIDE			1 348 5	4 482	8 339
100 U KINGDOM	LB		1 098 7	3 999	
400 U STATES			1 100 0	3 000	
SODA CITRATE			2 198 7	6 999	8 340
400 U STATES	LB		5 000 0	1 395 1	
BAKING POWDER			5 000 0	1 395 1	8 341
335 GERMANY W	LB		1 111	711	
400 U STATES	121	23	25 60	545	
BORAX	121	23	3 671	1 256	8 342
400 U STATES	LB		1 150 7 0 0 6	3 313 3 3 3	
GLAUBER SALTS	2 191 6 5 0	5 589 2	1 150 7 0 0 6	3 313 3 3 3	8 343
335 GERMANY W	LB		7 346 5 2	1 095 5	
354 NETHRLNDS	2 604 0 0	2810	1 102 3	1 27	
400 U STATES	1 102 3	127	3 690 9 3 0	6 568 0	
SODA ARSENIATE B IN ARSENIATE	49 582 3	7 00 3	4 436 6 0 5	7 676 2	8 344
100 U KINGDDM	LB		2 240 0	1 872	
400 U STATES	1200	636	4 109 0	1 942 0	
SODA ASH OR BARILLA	1200	636	6 349 0	2 129 2	8 345
100 U KINGDOM	LB		6 371 2 3 2	8 539 2	
400 U STATES	8 885 2 7 5	1 239 9 7	8 476 2 9 3 4	1 180 5 5 1	
SODA BICARBONATE	1 525 6 5 0 7	2 093 8 9	1 137 0 9 2 5 4	1 580 4 0 0	8 346
100 U KINGDOM	LB		3 684 8 0 0	6 907 2	
400 U STATES	6 670 0 0	1 118 2	5 195 9 8 5	11 555 4	
SODA BICHROMATE	7 782 9 0 0	1 698 4	8 880 7 8 5	1 846 2 6	8 347
100 U KINGDOM	LB		1 180 0 0	1 140 1	
207 UN SD AFR	1 180 0 0	1 140 1	7 794 0 0	7 650 2	
335 GERMANY W	4 003 5	4 452	5 000 0	5 131	
400 U STATES	1 540 0 0	1 776 1	7 004 1	7 844	
SODA BISULPHATE OR NITRE CAKE	3 120 3 5	3 361 4	2 621 6 6 3	2 838 0 3	8 348
100 U KINGDOM	LB		10 000	256	
400 U STATES	1 295 3 0	3 234	1 247 5 5 5	2 822 1	
SODA BISULPHITE	1 295 3 0	3 234	1 257 5 5 5	2 847 7	8 349
100 U KINGDOM	LB		1 570 1 7	6 588	
335 GERMANY W			110 4 6	416	
400 U STATES	3 600 0	1 596	9 174 9 7	4 270 4	
SODA CAUSTIC IN PACKAGES	3 600 0	1 596	10 855 6 0	4 970 8	8 350
100 U KINGDOM	LB		5 100 6 0 4	1 547 6 3	
375 SWEDEN	5 100 6 0 4	1 547 6 3	5 861 6 1 3	1 818 2 5	
400 U STATES	4 314 4 5 0	1 341 3 7	3 050 0	4 729	
SODA CAUSTIC IN SOLUTION	9 415 0 5 4	2 889 0 0	8 636 1 0 7	3 277 8 8	8 352
400 U STATES	LB		1 452 8 2 2 0	5 143 4 2	
SODA CHLORATE	1 514 2 4 1 7	1 923 3 2	1 249 6 3 3 2 2	1 650 5 9 7	8 353
400 U STATES	LB		1 190 5 0	8 722	
SODIUM CYANIDE	1 514 2 4 1 7	1 923 3 2	1 190 5 0	8 722	8 354
100 U KINGDOM	LB		1 249 0 4 0	1 553 9 3	
335 GERMANY W	5 500 0	7 193	3 124 7 5 2	3 940 3 0	
354 NETHRLNDS	8 800 0	1 143 6	5 074 8 7	6 534 4	
400 U STATES	8 800 0	1 143 6	8 800 0	1 143 6	
SODIUM GLUTAMATE	400	87	1 570 0	3 967	8 355
231 HONG KONG	1 392 4 4 0	1 741 0 9	3 735 9 3 9	4 747 7 7	
347 JAPAN	LB		2 200 0	2 655 6	
400 U STATES	7 100 0	7 549 4	2 098 9 0	2 323 1 8	
	3 697 1	7 173 6	5 256 4 3	7 725 1 9	
	1 079 7 1	1 472 3 0	7 575 3 3	10 313 9 3	

IMPORTS INTO CANADA FOR CONSUMPTION

149

Articles and Countries from which Imported		MONTH OF JULY 1955		SEVEN MONTHS ENDED JULY 1955		Class Number
		Quantities	Values (\$)	Quantities	Values (\$)	
SODA HYPOSULPHITE	100 U KINGDOM	LB 26880	915	211680	7323	8356
	400 U STATES	16665	1405	224658	13944	
		43545	2320	436338	21267	
SODA NITRITE	100 U KINGDOM	LB 21952	849	455984	17687	8357
	306 BELGIUM			4409	164	
	335 GERMANY W	37478	1271	108025	3688	
	390 GERMANY E	22046	736	55115	1847	
	400 U STATES	55000	3086	144100	9732	
		136476	5942	767633	33118	
SODA PEROXIDE	100 U KINGDOM	LB 45225	5728	184848	23263	8358
	400 U STATES	21915	4204	171340	31366	
		67140	9932	356188	54629	
SODA PHOSPHATE N O P	100 U KINGDOM	LB		6404	4039	8359
	335 GERMANY W			5280	890	
	400 U STATES	256749	25700	1956373	193566	
		256749	25700	1968057	198495	
SODA PRUSSATE	100 U KINGDOM	LB		44800	6455	8360
	306 BELGIUM			150000	15901	
	335 GERMANY W			94147	13481	
	400 U STATES			13000	1818	
				301947	37655	
SODA SAL	100 U KINGDOM	LB		1890	48	8361
	400 U STATES	52050	3893	171150	12699	
		52050	3893	173040	12747	
SODA SILICATE	100 U KINGDOM	LB 76800	2039	675986	19679	8362
	400 U STATES	158293	9139	2546465	93797	
		235093	11178	3222451	113476	
SODA SULPHATE CRUDE SALT CAKE	100 U KINGDOM	LB		10766048	111039	8363
	400 U STATES	3001496	26016	21066032	191484	
		3001496	26016	31832080	302523	
SODA SULPHIDE	100 U KINGDOM	LB 40320	1491	384608	16632	8364
	400 U STATES	39314	1375	1560794	75000	
		79634	2866	1945402	91632	
SODA SULPHITE	306 BELGIUM	LB 220400	6982	220400	6982	8365
	335 GERMANY W			6614	426	
	400 U STATES	60205	2597	1096755	40421	
		280605	9579	1323769	47829	
SODIUM COMPOUNDS N O P	100 U KINGDOM	LB 97000	6384	572139	75043	8366
	318 DENMARK	30000	1434	100000	4692	
	327 FRANCE			22121	3034	
	335 GERMANY W	15275	314	206951	69938	
	344 ITALY			2204	2631	
	354 NETHRLNDS			794	57	
	375 SWEDEN	1102	1451	1102	1451	
	376 SWITZRLND			122	307	
	400 U STATES	629471	109304	8232812	716754	
		772848	122487	9138245	873907	
SODA PHOSPHATE DISODIUM	400 U STATES	LB 8000	603	40500	3075	8367
		8000	603	40500	3075	
SODA PHOSPHATE TRISODIUM	400 U STATES	LB 12530	1090	369710	16588	8368
		12530	1090	369710	16588	
SODA FLUORIDE	100 U KINGDOM	LB 70125	7346	245235	28580	8369
	400 U STATES	24325	3142	66300	11554	
		94450	10488	311535	40134	
SODA ANTIMONATE	400 U STATES	LB 28000	7468	226000	63592	8370
		28000	7468	226000	63592	
ACID PHOSPHATE NOT MEDICINAL	400 U STATES	LB 124880	12213	1431271	124107	8371
		124880	12213	1431271	124107	
BARIUM PEROXIDE		LB				8372
HYDROGEN PEROXIDES IN SOLUTION	335 GERMANY W	LB 19800	1906	55625	6697	8373
	400 U STATES	117237	27932	606887	153371	
		137037	29838	662512	160068	
MAGNESIUM CARBONATE	100 U KINGDOM	LB		304480	22122	8374
	400 U STATES	14344	993	57287	4567	
		14344	993	361767	26689	
MAGNESIUM SALTS COMPOUNDS NOP	100 U KINGDOM	LB 7500	1434	67741	15044	8375
	400 U STATES	154836	8130	7038065	139768	
		162336	9564	7105806	154812	
MAGNESIUM SULPHATE EPSOM SALTS	100 U KINGDOM	LB 4480	206	38680	1378	8376
	335 GERMANY W	274832	2692	1535700	14621	
	354 NETHRLNDS			63869	771	
	400 U STATES	117300	2382	950825	20680	
		396612	5280	2589074	37450	
MERCURY SALTS	100 U KINGDOM				3614	8377

IMPORTS INTO CANADA FOR CONSUMPTION

Articles and Countries from which Imported	MONTH OF JULY 1955		SEVEN MONTHS ENDED JULY 1955		Class Number
	Quantities	Values (\$)	Quantities	Values (\$)	
400 U STATES		494		4614	
PHOSPHORUS AND COMPOUNDS N O P		494		8228	
400 U STATES	LB				8378
		1962	71724	27234	
		1962	71724	27234	
RADIUM					8379
100 U KINGDOM		405614		519189	
400 U STATES				198197	
		405614		717386	
MOLYBDENUM OXIDE	LB				8380
400 U STATES		28500	356150	269629	
		28500	356150	269629	
ETHYL CHLORIDE	LB				8388
400 U STATES		78892	313787	35378	
		78892	313787	35378	
ACETONE					8389
400 U STATES		476		3725	
		476		3725	
ETHYLENE DICHLORIDE	LB				8390
400 U STATES			77330	6686	
			77330	6686	
AMYL ACETATE					8391
100 U KINGDOM				175	
400 U STATES		512		10078	
		512		10253	
BLACKING SHOE LEATHER DRESSING					8392
100 U KINGDOM		7451		36322	
215 INDIA				540	
335 GERMANY W		531		1170	
354 NETHRLNDS				569	
376 SWITZRLND				2558	
400 U STATES		57040		422161	
		65022		463320	
BLUEING LAUNDRY					8393
400 U STATES		57		2751	
		57		2751	
CAMPHOR NATURAL OR SYNTHETIC	LB				8394
335 GERMANY W		3285	14637	5944	
400 U STATES		4950	29693	18969	
		8235	44330	24913	
CARBON BISULPHIDE N O P	LB				8395
400 U STATES		1650	89230	4299	
		1650	89230	4299	
CARBON TETRACHLORIDE	LB				8396
400 U STATES		21700	257258	21164	
		21700	257258	21164	
CHLOROFORM	LB				8397
100 U KINGDOM			2186	1132	
335 GERMANY W			3080	497	
400 U STATES		22331	103762	28700	
		22331	109028	30329	
CYANIDE OF POTASSIUM	LB				8398
100 U KINGDOM			75444	25008	
318 DENMARK		4298	7604	2718	
335 GERMANY W		8250	10455	3436	
400 U STATES			12485	5123	
		12548	105988	36285	
ETHYLENE GLYCOL FOR ANTIFREEZE	LB				8399
400 U STATES			4033623	499161	
			4033623	499161	
ETHYLENE GLYCOL N O P	LB				8400
400 U STATES		34300	106060	15365	
		34300	106060	15365	
FORMALDEHYDE	LB				8401
335 GERMANY W		2204	2204	322	
400 U STATES		276900	2689663	96084	
		279104	2691867	96406	
GLYCERINE CRUDE	LB				8402
400 U STATES		393229	2887349	633806	
		393229	2887349	633806	
GLYCERINE FOR EXPLOSIVES	LB				8403
327 FRANCE		479297	479297	130177	
400 U STATES		245260	693720	205287	
		724557	1173017	335464	
GLYCERINE N O P	LB				8404
400 U STATES		82000	348990	103935	
		82000	348990	103935	
INK PRINTING	LB				8405
100 U KINGDOM		49740	232224	106553	
318 DENMARK		406	1841	1403	
335 GERMANY W		5496	10935	8535	
354 NETHRLNDS			3073	1549	
400 U STATES		115187	722505	444442	
		170829	970578	562482	
INK ROTOGRAVURE	LB				8406
100 U KINGDOM			771	637	
400 U STATES		74337	548806	144536	
		74337	549577	145173	
INK WRITING					8407
100 U KINGDOM		453		3369	
231 HONG KONG				183	
335 GERMANY W		1001		3090	
400 U STATES		6674		53638	
		8128		60280	
NAPHTHALENE FLAKES AND BALLS	LB				8408
100 U KINGDOM		112144	932149	52803	

IMPORTS INTO CANADA FOR CONSUMPTION

Articles and Countries from which Imported	MONTH OF JULY 1955		SEVEN MONTHS ENDED JULY 1955		Class Number
	Quantities	Values (\$)	Quantities	Values (\$)	
335 GERMANY W	4 4092	3528	109497	8583	
354 NETHRLNDS	71528	4884	352250	23395	
400 U STATES	2000	345	149465	10442	
	229764	14698	1543361	95223	
NITROUS ETHER					8409
100 U KINGDOM			24	95	
400 U STATES			9	178	
			33	273	
CHEMICALS FOR SYNTHETIC RESINS					8410
306 BELGIUM			95200	14490	
335 GERMANY W	11000	3510	62662	18051	
344 ITALY	244456	60820	1115301	189382	
354 NETHRLNDS			2205	678	
400 U STATES	642925	131863	1257230	272034	
	898381	196193	2532598	494635	
SULPHURIC ETHER					8411
100 U KINGDOM			1166	636	
400 U STATES	549009	38486	5501010	377494	
	549009	38486	5502176	378130	
THEOBROMINE DIMETHYL SULPHATE					8412
POLISH KNIFE OR OTHER N O P					8413
100 U KINGDOM		1014		10592	
234 AUSTRALIA		74		145	
335 GERMANY W		704		2004	
354 NETHRLNDS				1128	
376 SWITZRLND		298		467	
400 U STATES		35202		252973	
		37292		267309	
VANILLIN					8414
100 U KINGDOM	900	3509	2700	10967	
400 U STATES	500	1936	2432	11965	
	1400	5445	5132	22932	
ALL OTHER DRUGS CHEMICALS NOP					8415
100 U KINGDOM		288563		2565435	
207 UN SO AFR				611	
215 INDIA				3318	
231 HONG KONG		4932		20814	
234 AUSTRALIA				1303	
236 NEW ZEAL		1109		1109	
305 AUSTRIA				8355	
306 BELGIUM		2757		104245	
317 CZECHO S				1158	
318 DENMARK		1361		10444	
326 FINLAND				245	
327 FRANCE		17290		120329	
335 GERMANY W		36177		273329	
344 ITALY		3248		7855	
347 JAPAN				21678	
352 MEXICO				35869	
354 NETHRLNDS		16508		59448	
359 NORWAY		275		590	
372 SPAIN				216	
375 SWEDEN		4800		17882	
376 SWITZRLND		7041		398061	
381 ALASKA		54		267	
400 U STATES		3470570		23372448	
		3854685		27025009	
MATERIALS NOP FOR PLASTICS					8422
100 U KINGDOM		9602		27676	
306 BELGIUM				247	
335 GERMANY W		24158		59828	
400 U STATES		437819		3225392	
		471579		3313143	
CASINGS SYNTHETIC FOR MEATS					8423
100 U KINGDOM			475	1000	
400 U STATES	45352	56329	213817	310241	
	45352	56329	214292	311241	
TUNGSTEN CARBIDE IN TUBES					8425
376 SWITZRLND				2724	
400 U STATES		10967		78346	
		10967		81070	
BUTADIENE					8428
400 U STATES		245930		1487086	
		245930		1487086	
ETHYL BENZENE					8429
400 U STATES			14361	23463	
			14361	23463	
GASOLINE ANTI OXIDANTS					8430
400 U STATES	28949	22954	263411	177194	
	28949	22954	263411	177194	
SYNTHETIC RESIN GLUE					8431
100 U KINGDOM			471	128	
327 FRANCE			48	60	
335 GERMANY W	700	177	2882	1111	
344 ITALY			221	178	
400 U STATES	115015	42337	795503	267028	
	115715	42514	799125	268505	
RIBOFLAVIN					8432
376 SWITZRLND		804		804	
400 U STATES		30752		262756	
		31556		263560	
YEAST DEAD OR INACTIVE					8433
400 U STATES	54025	6425	205324	67820	
	54025	6425	205324	67820	

IMPORTS INTO CANADA FOR CONSUMPTION

Articles and Countries from which Imported	MONTH OF JULY 1955		SEVEN MONTHS ENDED JULY 1955		Class Number
	Quantities	Values (\$)	Quantities	Values (\$)	
CATALYSTS PETROLEUM REFINING					8434
100 U KINGDOM		36205		130059	
400 U STATES		524808		2428046	
		561013		2558105	
FATTY ALCOHOLS					8435
100 U KINGDOM				74634	
306 BELGIUM		678		2650	
335 GERMANY W		556		6701	
400 U STATES		62279		469346	
		64213		553331	
MATERIALS NOP FOR CHROM OXIDE					8436
400 U STATES		813		813	
		813		813	
FLUORESCENT COATING OR POWDER	LB				8437
400 U STATES	7229	27592	45096	196809	
	7229	27592	45096	196809	
CELLULOSE ESTERS NO ADMIXTURE					8500
347 JAPAN				212	
400 U STATES		104539		858905	
		104539		859117	
CELLULOSE COMPSD MOULDING ETC					8530
400 U STATES		58059		423686	
		58059		423686	
CELLULOSE PLASTICS FOAMD EXPND					8550
318 DENMARK				175	
335 GERMANY W				11479	
400 U STATES		6504		16665	
		6504		28319	
CELLULOSE COMPOUNDS N O P					8570
400 U STATES		919		15079	
		919		15079	
CELLULOSE PLASTIC PRIM SHAPES					8600
100 U KINGDOM		954		17390	
327 FRANCE				124	
335 GERMANY W		1662		7815	
344 ITALY		8869		19119	
376 SWITZRLND				1707	
400 U STATES		83228		720800	
		94713		766955	
CELLUL PLAST SHAPES REINFORCED					8630
100 U KINGDOM				3221	
327 FRANCE		1306		3098	
335 GERMANY W				332	
400 U STATES		50916		258521	
		52222		265172	
LAMINATD MOULDED CELL PLASTICS					8650
100 U KINGDOM		536		1528	
400 U STATES		19677		117170	
		20213		118698	
CELL NITRATE ENGRAVING SHEETS					8670
335 GERMANY W				3983	
400 U STATES		5410		62950	
		5410		66933	
MFRS OF CELLULOSE PLASTICS NOP					8700
100 U KINGDOM		12531		145631	
231 HONG KONG		153		561	
306 BELGIUM		241		745	
327 FRANCE				784	
335 GERMANY W		1532		3289	
344 ITALY				83	
347 JAPAN		493		1207	
354 NETHRLNDS				807	
375 SWEDEN		209		323	
376 SWITZRLND				900	
400 U STATES		81363		627120	
		96522		781450	
MFRS OF REGEN CELLULOSE NOP					8720
100 U KINGDOM		25046		111261	
231 HONG KONG		72		1244	
327 FRANCE				333	
335 GERMANY W		187		2077	
347 JAPAN				383	
354 NETHRLNDS		296		530	
375 SWEDEN				16863	
376 SWITZRLND				798	
400 U STATES		126485		575663	
		152086		709152	
SYNTHETIC RESINS NO ADMIXTURE					8750
100 U KINGDOM		25528		167896	
335 GERMANY W		7911		21904	
359 NORWAY		11403		49575	
376 SWITZRLND		1592		4657	
400 U STATES		1167046		7807282	
		1213480		8051314	
SYNTHETIC RESINS IN SOLUTIONS					8770
100 U KINGDOM		709		5278	
327 FRANCE		226		867	
335 GERMANY W		2090		6755	
400 U STATES		286442		2136037	
		289467		2148917	
SYNTH RESIN COMPSD MOULDNG ETC					8800
100 U KINGDOM		2002		63836	
335 GERMANY W				1093	
400 U STATES		316742		2485120	
		318744		2550049	

IMPORTS INTO CANADA FOR CONSUMPTION

Articles and Countries from which Imported	MONTH OF JULY 1955		SEVEN MONTHS ENDED JULY 1955		Class Number
	Quantities	Values (\$)	Quantities	Values (\$)	
SYNTH RESINS FOAMED EXPANDED					8830
335 GERMANY W		17729		85169	
354 NETHRLNDS		1469		3163	
400 U STATES		31137		219030	
		50335		307362	
SYNTH RESIN COMPOSITIONS NOP					8850
100 U KINGDOM				2941	
400 U STATES		127306		910991	
		127306		913932	
SYNT OR PROT PLAST PRIM SHAPES					8870
100 U KINGDOM		40742		285191	
318 DENMARK				1015	
327 FRANCE				250	
335 GERMANY W		17763		97487	
354 NETHRLNDS				343	
400 U STATES		499229		3715885	
		557734		4100171	
SYNTH RESIN SHAPES REINFORCED					8900
100 U KINGDOM				4604	
327 FRANCE				180	
335 GERMANY W		1600		1600	
354 NETHRLNDS		166		482	
400 U STATES		124953		831932	
		126719		838798	
LAMIN PLASTICS SYN RES BONDED					8930
100 U KINGDOM		615		29875	
400 U STATES		48293		292448	
		48908		322323	
MFRS OF SYNT RES OR PROT PLAST					8950
100 U KINGDOM		12690		126846	
231 HONG KONG		273		764	
234 AUSTRALIA		64		273	
235 FIJI				332	
305 AUSTRIA		1708		2877	
306 BELGIUM				451	
318 DENMARK		43		921	
327 FRANCE		1777		7367	
335 GERMANY W		4710		44021	
344 ITALY		647		5105	
347 JAPAN		512		4310	
352 MEXICO				443	
354 NETHRLNDS		1178		7497	
359 NORWAY				1631	
375 SWEDEN		1544		3243	
376 SWITZRLND		161		3023	
400 U STATES		836610		5978021	
		861917		6187125	

IMPORTS INTO CANADA FOR CONSUMPTION

Articles and Countries from which Imported	MONTH OF JULY 1955		SEVEN MONTHS ENDED JULY 1955		Class Number
	Quantities	Values (\$)	Quantities	Values (\$)	
GROUP 9					
MISCELLANEOUS COMMODITIES					
FILM FOR REPRODUCTION	FEET				9000
100 U KINGDOM	37903	1804	192194	9495	
207 UN SO AFR	12658	810	14219	903	
327 FRANCE			78567	2237	
400 U STATES	143068	6486	2253398	115597	
	193629	9100	2538378	128232	
BAGATELLE OR OTHER GAME BOARDS		5238		16477	9001
100 U KINGDOM				677	
306 BELGIUM				721	
327 FRANCE				595	
335 GERMANY W		70625		423733	
400 U STATES		75863		442203	
BALLS CUES CUE RACKS CUE TIPS		4597		18442	9002
100 U KINGDOM		1017		3955	
327 FRANCE		89		5006	
400 U STATES		5703		27403	
BILLIARD TABLES	NO				9003
100 U KINGDOM			1	188	
400 U STATES	3	177	12	1173	
	3	177	13	1361	
BALLS TENNIS	DOZ				9004
100 U KINGDOM	4004	11747	20769	56938	
400 U STATES	72	383	172	539	
	4076	12130	20941	57477	
BALLS ALL KINDS NOP FOR SPORTS		3905		34427	9005
100 U KINGDOM				150	
215 INDIA		502		5322	
216 PAKISTAN		813		6919	
234 AUSTRALIA				340	
304 ARGENTINA		301		301	
318 DENMARK				1473	
327 FRANCE		484		2122	
335 GERMANY W		433		1513	
344 ITALY		176		3264	
347 JAPAN		278		6335	
354 NETHRLNDS		18637		145524	
400 U STATES		25529		207690	
FILMS X RAY		35918		118176	9006
100 U KINGDOM		34174		197433	
306 BELGIUM				1226	
375 SWEDEN		69742		864674	
400 U STATES		139834		1181509	
GUN COVERS GAME BAGS		58		58	9007
100 U KINGDOM				260	
347 JAPAN		1005		30934	
400 U STATES		1063		31252	
CRICKET BATS BALLS GLOVES		366		7826	9008
100 U KINGDOM				190	
234 AUSTRALIA				126	
400 U STATES		366		8142	
DOLLS		7304		31938	9009
100 U KINGDOM				1955	
207 UN SO AFR				61	
215 INDIA		562		5526	
231 HONG KONG				231	
313 CHINA				853	
317 CZECHO S		67		552	
327 FRANCE		14098		17243	
335 GERMANY W				55	
336 GREECE		3147		10344	
344 ITALY		3441		23294	
347 JAPAN		47		386	
354 NETHRLNDS		61		61	
372 SPAIN		16015		102933	
400 U STATES		44742		195432	
FILMS PHOTOGRAPHERS		20956		65243	9010
100 U KINGDOM		11520		79841	
306 BELGIUM				3873	
327 FRANCE		1064		6769	
335 GERMANY W		218		794	
347 JAPAN		251284		1668015	
400 U STATES		285042		1824535	
FILMS CINEMATOGRAPH POSITIVES	FEET				9011
100 U KINGDOM	145875	12551	3080479	229363	
215 INDIA			70347	5005	
216 PAKISTAN			1780	142	
234 AUSTRALIA			10907	682	
305 AUSTRIA	1500	120	33982	2728	
326 FINLAND			1854	148	
327 FRANCE	325027	18315	4199793	221408	
335 GERMANY W	25502	2095	103901	8400	
344 ITALY			60628	4735	
347 JAPAN			13000	1010	

IMPORTS INTO CANADA FOR CONSUMPTION

Articles and Countries from which Imported	MONTH OF JULY 1955		SEVEN MONTHS ENDED JULY 1955		Class Number
	Quantities	Values (\$)	Quantities	Values (\$)	
354 NETHRLNDS	1050	320	12230	1268	
372 SPAIN			6313	218	
375 SWEDEN			2800	379	
376 SWITZRLND			32284	2583	
380 USSR	10754	593	75170	4838	
383 HAWAII			600	57	
392 SYRIA			1300	104	
400 U STATES	4602087	353601	35737667	2699207	
	5111795	387595	43445035	3182275	
FILMS FOR AERIAL PHOTOGRAPHY					9012
100 U KINGDOM		391		391	
400 U STATES		466		5524	
		857		5915	
FISHING ROOS					9013
100 U KINGDOM		884		25321	
318 DENMARK		275		275	
327 FRANCE		102		3171	
335 GERMANY W				2650	
347 JAPAN		5006		35260	
359 NORWAY				337	
375 SWEDEN				4213	
400 U STATES		21841		373717	
		28108		444944	
GOLF CLUBS AND FINISHED PARTS					9014
100 U KINGDOM		634		11715	
400 U STATES		14658		176088	
		15292		187803	
MECHANICAL TOYS OF METAL					9016
100 U KINGDOM		11097		52328	
305 AUSTRIA				392	
318 DENMARK		242		1289	
335 GERMANY W		56802		107077	
344 ITALY				764	
347 JAPAN		118597		432885	
354 NETHRLNDS		130		130	
400 U STATES		51893		147382	
		238761		742247	
METAL JUVENILE CONSTR SETS					9017
100 U KINGDOM		2063		37799	
335 GERMANY W		346		346	
400 U STATES		462		3462	
		2871		41607	
TOYS OF ALL KINDS N O P					9018
100 U KINGDOM		89409		506401	
207 UN SO AFR		3727		14820	
231 HONG KONG				1596	
234 AUSTRALIA		165		357	
305 AUSTRIA		282		6587	
306 BELGIUM		816		12489	
317 CZECHO S		211		4471	
318 DENMARK		7109		40657	
327 FRANCE		579		5006	
335 GERMANY W		45451		142991	
340 HUNGARY		327		1395	
344 ITALY		1361		5293	
347 JAPAN		76395		402955	
352 MEXICO				131	
354 NETHRLNDS		1138		15427	
375 SWEDEN		9276		16177	
376 SWITZRLND		231		642	
390 GERMANY E		6194		16288	
400 U STATES		291698		1423868	
		534369		2617551	
SPORTSMENS FISHING TACKLE NOP					9019
100 U KINGDOM		14818		205138	
231 HONG KONG				4890	
234 AUSTRALIA		927		3189	
305 AUSTRIA		88		88	
306 BELGIUM				122	
317 CZECHO S		260		1777	
318 DENMARK				2144	
327 FRANCE		28261		164451	
335 GERMANY W		4492		72866	
344 ITALY		115		7250	
347 JAPAN		4776		56697	
354 NETHRLNDS				973	
359 NORWAY		4057		44430	
372 SPAIN		298		2578	
375 SWEDEN		2111		27093	
376 SWITZRLND		1384		14579	
400 U STATES		121796		1846342	
		183383		2454607	
FILMS CINEMATOGRAPH NEGATIVE					9020
100 U KINGDOM				1315	
306 BELGIUM		1803		5785	
400 U STATES		12512		59163	
		14315		66263	
BRUSHES ARTISTS					9021
100 U KINGDOM		2405		19274	
327 FRANCE				1305	
335 GERMANY W		2444		18035	
347 JAPAN		546		1950	
354 NETHRLNDS				96	
400 U STATES		254		18309	
		5649		58969	

IMPORTS INTO CANADA FOR CONSUMPTION

Articles and Countries from which Imported	MONTH OF JULY 1955		SEVEN MONTHS ENDED JULY 1955		Class Number
	Quantities	Values (\$)	Quantities	Values (\$)	
BRUSHES PAINT AND VARNISH					9022
100 U KINGDOM		6758		100312	
317 CZECHO S				731	
335 GERMANY W				2130	
359 NORWAY				189	
375 SWEDEN				122	
400 U STATES		3309		13002	
		10067		116486	
BRUSHES TOOTH	002				9023
100 U KINGDOM	1508	1182	31175	20963	
231 HONG KONG	180	61	13436	4401	
327 FRANCE	300	282	300	282	
335 GERMANY W	150	192	400	383	
347 JAPAN			120	81	
400 U STATES	2875	4167	24902	25825	
	5013	5884	70333	51935	
BRUSHES TOILET N O P					9024
100 U KINGDOM		7163		51376	
231 HONG KONG				947	
305 AUSTRIA				232	
306 BELGIUM		179		3312	
317 CZECHO S		77		1114	
327 FRANCE		2358		22377	
335 GERMANY W		5913		26728	
354 NETHRLNDS		655		3114	
400 U STATES		13239		82578	
		29584		191778	
BRUSHES ALL OTHER N O P					9025
100 U KINGDOM		16065		80340	
231 HONG KONG		92		1669	
306 BELGIUM				278	
317 CZECHO S				1915	
318 DENMARK				718	
327 FRANCE		359		962	
335 GERMANY W		2964		11732	
340 HUNGARY				625	
347 JAPAN				155	
354 NETHRLNDS		1355		6857	
359 NORWAY				101	
376 SWITZRLNO				577	
400 U STATES		44242		294101	
		65077		400030	
PACKAGES CONTAINING GOODS NOP					9033
100 U KINGDOM		146493		960693	
203 B E AFR				17	
207 UN SO AFR				10	
215 INDIA		701		14632	
216 PAKISTAN		16		720	
217 CEYLON		815		1890	
218 MALAYA				928	
221 B GUIANA				645	
223 BARBADOS		44		511	
224 JAMAICA		15		274	
225 TRINIDAD				167	
231 HONG KONG		3609		70185	
232 MALTA				81	
234 AUSTRALIA		5432		7964	
236 NEW ZEAL		155		1230	
304 ARGENTINA		6602		22496	
305 AUSTRIA		1495		8244	
306 BELGIUM		6503		44498	
309 BRAZIL				310	
313 CHINA		20		1810	
314 COLOMBIA				532	
316 CUBA		1019		3120	
317 CZECHO S		7425		57413	
318 DENMARK		1259		16039	
321 ECUADOR				172	
323 EL SALVD				339	
325 ETHIOPIA				115	
326 FINLAND		450		4534	
327 FRANCE		11687		54982	
335 GERMANY W		34201		219738	
336 GREECE		10		115	
337 GUATEMALA		2		840	
338 HAITI				74	
340 HUNGARY		241		1981	
342 IRAN				32	
344 ITALY		18226		65388	
347 JAPAN		55711		317099	
352 MEXICO		1		1938	
354 NETHRLNDS		7140		107625	
355 INDONESIA				216	
359 NORWAY		262		605	
360 ISRAEL				58	
364 PHIL				168	
365 POLAND		5562		5572	
366 PORTUGAL		3		164	
367 AZORES		11		178	
372 SPAIN		529		1944	
375 SWEDEN		4485		33981	
376 SWITZRLNO		3963		49192	
384 P RICO		17		17	
388 YUGO SLAV				115	
389 IRELAND				297	
390 GERMANY E		1376		4596	

IMPORTS INTO CANADA FOR CONSUMPTION

Articles and Countries from which Imported	MONTH OF JULY 1955		SEVEN MONTHS ENDED JULY 1955		Class Number
	Quantities	Values (\$)	Quantities	Values (\$)	
400 U STATES		1 085 93		990 948	9034
PACKAGES BARRELS AND CASKS		4 340 73		3 077 432	
100 U KINGDOM		432		1 660 7	9035
207 UN SO AFR		2 349		8 215	
208 BSA OTHER				104	
221 B GUIANA		236		6 915	
223 BARBADOS		180		669	
224 JAMAICA		300		4 837	
225 TRINIDAD				264	
232 MALTA		161		1 080	
234 AUSTRALIA		1837		65 34	
306 BELGIUM				38	
316 CUBA		1 619		1 619	
318 DENMARK				162	
327 FRANCE		470		3 830	
328 FR AFRICA		1 095		3 378	
335 GERMANY W		5		169	
336 GREECE		210		402	
344 ITALY		1 082		1 405	
354 NETHRLNDS				3 248	
359 NORWAY				1 657	
366 PORTUGAL		90		2 219	
367 AZORES				12	
372 SPAIN				707	
375 SWEDEN				38	
376 SWITZRLND				32	
389 IRELAND				100	
400 U STATES		7 499		7 003	
PACKAGES BOTTLES AND CARBOYS		17 565		13 427	
100 U KINGDOM		30 687		185 689	9036
207 UN SO AFR		1 096		4 427	
221 B GUIANA		33		925	
223 BARBADOS		14 33		9 348	
224 JAMAICA		565		3 358	
225 TRINIDAD		1 006		10 379	
228 LEEW WIND				24	
231 HONG KONG				77	
232 MALTA		20		20	
234 AUSTRALIA		1 303		13 496	
306 BELGIUM				101	
313 CHINA		40		103	
316 CUBA		145		997	
318 DENMARK		70		856	
327 FRANCE		6 773		40 535	
328 FR AFRICA		52		401	
335 GERMANY W		653		2 509	
336 GREECE		40		343	
340 HUNGARY				4	
344 ITALY		1 799		12 042	
347 JAPAN		10		113	
352 MEXICO		10		10	
354 NETHRLNDS		392		3 770	
359 NORWAY				128	
360 ISRAEL				178	
364 PHIL				10	
366 PORTUGAL		624		5 061	
367 AZORES				168	
372 SPAIN		768		4 166	
375 SWEDEN				65	
376 SWITZRLND		100		278	
384 P RICO		1 171		6 847	
388 YUGO SLAV				111	
389 IRELAND		10		10	
400 U STATES		1818		14 577	
PACKAGES CONTAINING MACHINERY		5 061		32 112	
100 U KINGDOM		8 204		70 481	9036
234 AUSTRALIA				16	
306 BELGIUM		37		959	
327 FRANCE				12	
335 GERMANY W		2 057		14 347	
344 ITALY				78	
354 NETHRLNDS		50		64	
375 SWEDEN		2 065		2 378	
376 SWITZRLND		53		1 278	
400 U STATES		5 940		35 808	
ORTHOPEIC BRACES AND PARTS		18 406		125 421	
100 U KINGDOM				536	9050
335 GERMANY W				126	
400 U STATES		5 538		36 388	
EFFECTS LEFT BY BEQUEST		5 538		37 050	9051
100 U KINGDOM		8 014		61 606	
203 B E AFR				737	
207 UN SO AFR		112		112	
215 INDIA		50		850	
220 BERMUDA				100	
223 BARBADOS		344		617	
234 AUSTRALIA		150		514	
236 NEW ZEAL				218	
305 AUSTRIA				600	
306 BELGIUM				1 493	
318 DENMARK		1 000		2 245	

IMPORTS INTO CANADA FOR CONSUMPTION

159

Articles and Countries from which Imported	MONTH OF JULY 1955		SEVEN MONTHS ENDED JULY 1955		Class Number
	Quantities	Values (\$)	Quantities	Values (\$)	
327 FRANCE				1893	
335 GERMANY W		630		4296	
344 ITALY				1000	
354 NETHRLNDS				1295	
375 SWEDEN		165		835	
376 SWITZRLND				300	
383 HAWAII				200	
400 U STATES		34823		151594	
		45288		230505	
APPLIANCES BOOTS FOR CRIPPLES					9052
100 U KINGDOM				223	
400 U STATES		1259		4471	
		1259		4694	
ARTIFICIAL LIMBS AND PARTS					9053
100 U KINGDOM		148		7523	
335 GERMANY W				157	
400 U STATES		8809		58300	
		8957		65980	
BEAD ORNAMENTS					9055
100 U KINGDOM		193		473	
231 HONG KONG				1122	
335 GERMANY W		329		329	
347 JAPAN				1508	
390 GERMANY E		314		314	
400 U STATES		1740		10344	
		2576		14090	
BELTS N O P					9056
100 U KINGDOM		898		9841	
215 INDIA		52		317	
231 HONG KONG				3803	
304 ARGENTINA				170	
305 AUSTRIA		134		1838	
306 BELGIUM				134	
327 FRANCE		1231		14751	
335 GERMANY W		1572		2170	
344 ITALY		694		1982	
347 JAPAN		82		968	
354 NETHRLNDS				55	
372 SPAIN				93	
400 U STATES		15724		117214	
		20387		153336	
BLINDS NOT TEXTILE OR PAPER					9057
100 U KINGDOM				1384	
335 GERMANY W				1589	
347 JAPAN		1602		40533	
400 U STATES		683		3822	
		2285		47328	
BOOT SHOE SHIRT STAY LACES					9058
100 U KINGDOM		1273		2374	
347 JAPAN		3152		9411	
400 U STATES		619		10676	
		5044		22461	
BOOTS SHOES AND SLIPPERS FELT	PAIR				9059
100 U KINGDOM	1889	1849	3013	2917	
231 HONG KONG			1800	1396	
354 NETHRLNDS			6075	5453	
400 U STATES	384	272	2236	1955	
	2273	2121	13124	11721	
BOOTS SHOES AND SLIPPERS N O P	PAIR				9060
100 U KINGDOM	12273	13102	24024	27589	
231 HONG KONG	7763	2268	59328	26151	
306 BELGIUM			1260	610	
335 GERMANY W	660	448	1902	1999	
338 HAITI			1904	4549	
344 ITALY	430	687	5620	10073	
347 JAPAN	24005	10460	69865	35280	
354 NETHRLNDS	11568	11276	102852	94799	
372 SPAIN			348	645	
376 SWITZRLND			987	4387	
400 U STATES	38770	37051	240385	292009	
	95469	75292	508475	498091	
BRODMS AND WHISKS					9061
100 U KINGDOM		60		209	
340 HUNGARY		1502		6924	
344 ITALY		100		12484	
354 NETHRLNDS		63		554	
400 U STATES		1822		21894	
		3547		42065	
BUTTONS SHOE PAPIER MACHE					9062
344 ITALY				529	
400 U STATES				1048	
				1577	
BUTTONS SHOE N O P					9063
344 ITALY				511	
400 U STATES		2082		10851	
		2082		11362	
BUTTONS VEGETABLE IVORY	GROSS				9064
BUTTONS COLLAR AND CUFF	GROSS				9065
100 U KINGDOM	67	544	165	4728	
305 AUSTRIA			190	13277	
317 CZECHO S	28	141	28	141	
318 DENMARK			2	379	
327 FRANCE			28	229	
335 GERMANY W	42	2862	199	6506	
347 JAPAN			1535	589	

IMPORTS INTO CANADA FOR CONSUMPTION

Articles and Countries from which Imported	MONTH OF JULY 1955		SEVEN MONTHS ENDED JULY 1955		Class Number
	Quantities	Values (\$)	Quantities	Values (\$)	
354 NETHRLNDS	5	366	7	469	
371 THAILAND			8	388	
376 SWITZRLND			14	975	
400 U STATES	1772	19018	9113	149955	
	1914	22931	11289	179636	
BUTTONS N O P	GROSS				9066
100 U KINGDOM	873	1593	8351	16335	
305 AUSTRIA	9	804	202	1082	
317 CZECHO S	100	214	11043	7920	
318 DENMARK			53	746	
327 FRANCE	132	215	140	383	
335 GERMANY W	795	1643	20533	21315	
344 ITALY	10700	3809	11082	5133	
347 JAPAN	34275	15279	256212	123363	
354 NETHRLNDS	1377	4660	4295	16746	
376 SWITZRLND			28	130	
400 U STATES	62436	47452	541463	394733	
	110697	75669	853402	587886	
CASES BOXES DESKS FANCY					9067
100 U KINGDOM		19919		119347	
215 INDIA		122		1488	
231 HONG KONG		82		3400	
305 AUSTRIA		125		7311	
306 BELGIUM		336		4122	
316 CUBA		157		157	
317 CZECHO S		597		1675	
327 FRANCE		1921		10380	
335 GERMANY W		14093		79654	
344 ITALY		3312		16213	
347 JAPAN		7780		27611	
352 MEXICO				937	
353 MOROCCO		218		581	
354 NETHRLNDS		3708		11611	
360 ISRAEL				190	
365 POLAND				103	
372 SPAIN				2254	
375 SWEDEN				422	
376 SWITZRLND		285		3568	
390 GERMANY E				281	
400 U STATES		103203		745793	
		155858		1037098	
CHARITABLE DONATIONS					9068
100 U KINGDOM				50	
400 U STATES		2636		14422	
		2636		14472	
COMBS TOILET DRESSING FANCY					9069
100 U KINGDOM		2505		14791	
327 FRANCE		1659		2117	
335 GERMANY W				5349	
400 U STATES		2953		22159	
		7117		44416	
APPLIANCES FOR THE DEAF PARTS					9070
100 U KINGDOM		405		3919	
318 DENMARK		1045		6794	
335 GERMANY W		285		2235	
354 NETHRLNDS				307	
400 U STATES		123371		923668	
		125106		936923	
FANS					9071
231 HONG KONG				1210	
347 JAPAN		57		4459	
400 U STATES				2992	
				57	
				8661	
INSOLES OF ALL KINDS					9072
100 U KINGDOM		290		6605	
335 GERMANY W		944		1693	
400 U STATES		647		9274	
		1881		17572	
JEWELLERY N O P					9073
100 U KINGDOM		23405		142562	
207 UN SO AFR				120	
215 INDIA		663		6952	
231 HONG KONG		2356		14117	
305 AUSTRIA		14793		45977	
306 BELGIUM		202		2259	
309 BRAZIL				900	
313 CHINA				170	
317 CZECHO S		10008		149789	
318 DENMARK		314		1320	
322 EGYPT				118	
327 FRANCE		18393		65742	
335 GERMANY W		62623		549035	
336 GREECE				452	
337 GUATEMALA				267	
344 ITALY		7230		44285	
347 JAPAN		17394		242243	
352 MEXICO		2474		13875	
354 NETHRLNDS		303		1589	
359 NORWAY		526		1508	
360 ISRAEL		98		239	
363 PERU				280	
366 PORTUGAL				427	
371 THAILAND		372		3173	
372 SPAIN		5023		9342	
375 SWEDEN				199	
376 SWITZRLND		2496		6055	

IMPORTS INTO CANADA FOR CONSUMPTION

Articles and Countries from which Imported	MONTH OF JULY 1955		SEVEN MONTHS ENDED JULY 1955		Class Number
	Quantities	Values (\$)	Quantities	Values (\$)	
378 JORDAN				407	
383 HAWAII				1754	
390 GERMANY E				51	
400 U STATES		194708		1672849	
MATS DOOR OR CARRIAGE N O P		363381		2978056	
400 U STATES				280	9074
MATTRESSES				280	
100 U KINGDOM		14562		108021	9075
335 GERMANY W		1094		3956	
354 NETHRLNDS				197	
375 SWEDEN				251	
400 U STATES		17141		51210	
PICTURE AND PHOTOGRAPH FRAMES		32797		163635	
100 U KINGDOM		1620		7369	9076
231 HONG KONG				492	
305 AUSTRIA		465		922	
306 BELGIUM				538	
318 DENMARK		2084		7329	
327 FRANCE		153		951	
335 GERMANY W		896		5647	
344 ITALY		1415		13750	
347 JAPAN				1474	
352 MEXICO		145		1512	
354 NETHRLNDS		374		1743	
372 SPAIN				120	
376 SWITZRLND		121		121	
400 U STATES		15509		186283	
POCKET BOOKS PORTFOLIOS PURSES		22782		228251	
100 U KINGDOM		51575		297840	9077
215 INDIA		470		1379	
224 JAMAICA		916		2801	
231 HONG KONG		51		7638	
234 AUSTRALIA				180	
304 ARGENTINA				588	
305 AUSTRIA		1563		4440	
306 BELGIUM		1747		9595	
316 CUBA		2281		8425	
317 CZECHO S				2412	
327 FRANCE		25171		57946	
335 GERMANY W		15735		113834	
337 GUATEMALA		190		856	
338 HAITI				560	
344 ITALY		10086		60088	
347 JAPAN		3979		54023	
352 MEXICO		1702		16737	
353 MOROCCO		283		1734	
354 NETHRLNDS		6902		18001	
360 ISRAEL				339	
365 POLAND				129	
372 SPAIN		275		980	
375 SWEDEN		303		3304	
376 SWITZRLND				21350	
384 P RICO				904	
389 IRELAND		206		206	
400 U STATES		140507		1349971	
REFRIGERATORS ELECTRIC N O P		263942		2036260	
100 U KINGDOM	NO				9078
400 U STATES	331	24965	1534	114610	
	13079	2223411	68873	12288126	
REFRIGERATORS N O P		13410		12402736	
100 U KINGDOM	NO				9079
354 NETHRLNDS	30	2531	32	2655	
400 U STATES	3	508	3	508	
	786	70168	1682	175864	
REGALIA AND BADGES		819		179027	
100 U KINGDOM		5342		43079	9080
215 INDIA		788		1587	
216 PAKISTAN		140		579	
231 HONG KONG				252	
327 FRANCE				747	
335 GERMANY W		808		7100	
344 ITALY				371	
347 JAPAN		328		650	
376 SWITZRLND		170		877	
400 U STATES		3549		34461	
SHADES LAMP N O P SHADE HOLDERS		11125		89703	
100 U KINGDOM		248		679	9081
231 HONG KONG				345	
318 DENMARK				221	
335 GERMANY W		774		774	
344 ITALY		51		51	
347 JAPAN		82		82	
354 NETHRLNDS				366	
372 SPAIN		111		111	
400 U STATES		8602		64801	
SPECTACLE FRAMES AND PARTS N O P		9868		67430	
100 U KINGDOM		203		5630	9082
305 AUSTRJA		217		4291	
327 FRANCE		3415		20076	

IMPORTS INTO CANADA FOR CONSUMPTION

Articles and Countries from which Imported	MONTH OF JULY 1955		SEVEN MONTHS ENDED JULY 1955		Class Number	
	Quantities	Values (\$)	Quantities	Values (\$)		
335 GERMANY W		10574		92297		
344 ITALY				367		
347 JAPAN				2855		
400 U STATES		127835		1306191		
PARTS FOR SPECTACLE FRAMES		142244		1431707	9083	
352 MEXICO				312		
400 U STATES		21051		217887		
TOBACCO PIPES SMOKERS SETS		21051		218199	9084	
100 U KINGDOM		7054		55727		
232 MALTA				258		
305 AUSTRIA		1542		2003		
317 CZECHO S				386		
327 FRANCE		4786		36291		
335 GERMANY W		87		3065		
344 ITALY		5662		43483		
347 JAPAN				384		
354 NETHRLNDS		56		108		
400 U STATES		13484		119463		
TOBACCO POUCHES CIGARETTE CASE		32671		261168	9085	
100 U KINGDOM		2089		15725		
305 AUSTRIA		898		1075		
317 CZECHO S		329		1474		
327 FRANCE				652		
335 GERMANY W		173		6739		
344 ITALY				182		
347 JAPAN		886		3207		
372 SPAIN		146		254		
400 U STATES		105		2902		
TOILET AND MANICURE SETS		4626		32210	9086	
100 U KINGDOM		1061		10955		
305 AUSTRIA		1055		1906		
335 GERMANY W		4683		21576		
400 U STATES		261		11382		
TRUNKS AND VALISES		7060		45819	9087	
100 U KINGDOM		16782		194309		
231 HONG KONG				1137		
305 AUSTRIA				317		
306 BELGIUM				1210		
317 CZECHO S		460		8139		
327 FRANCE		185		2445		
335 GERMANY W		2093		8490		
344 ITALY		167		1665		
347 JAPAN				1343		
354 NETHRLNDS		678		6947		
365 POLAND				58		
375 SWEDEN		881		15708		
400 U STATES		89316		523395		
UMBRELLAS PARASOLS SUNSHADES		110562		765163	9088	
100 U KINGDOM		1689		6344		
231 HONG KONG		904		2906		
305 AUSTRIA				96		
306 BELGIUM				2308		
317 CZECHO S		669		1338		
327 FRANCE				214		
335 GERMANY W		153		608		
344 ITALY		1639		3512		
347 JAPAN		668		12871		
354 NETHRLNDS		5561		8629		
376 SWITZRLNO				1376		
400 U STATES		3208		65295		
WINDOW SHADE OR BLIND ROLLERS		14491		105497	9090	
347 JAPAN				150		
375 SWEDEN		530		6887		
400 U STATES		2200		17554		
REFRIGERATOR PARTS		2730		24591	9091	
100 U KINGDOM		51274		359086		
400 U STATES		1107861		11098718		
HOME OR FARM FREEZERS ELECTRIC	NO	1159135		11457804	9092	
400 U STATES	4515	886105	24568	4862452		
MINERAL MEDICINAL AERATO WATER		4515	886105	24568	4862452	9103
100 U KINGDOM				69		
327 FRANCE		5186		49348		
344 ITALY		104		104		
381 ALASKA				170		
400 U STATES		9611		35210		
ACCORDIONS CONCRTNAS MELODEONS	NO	14970		84901	9110	
100 U KINGDOM			15	1803		
305 AUSTRIA			1	68		
327 FRANCE			2	214		
335 GERMANY W	784	9009	4626	70538		
344 ITALY	1146	39056	4733	219982		
354 NETHRLNDS			1	175		
375 SWEDEN			15	1695		
376 SWITZRLND	36	319	502	8058		
390 GERMANY E	1198	1802	3977	6916		

IMPORTS INTO CANADA FOR CONSUMPTION

Articles and Countries from which Imported	MONTH OF JULY 1955		SEVEN MONTHS ENDED JULY 1955		Class Number	
	Quantities	Values (\$)	Quantities	Values (\$)		
400 U STATES	54	4573	642	30517	9111	
BRASS BAND INSTRUMENTS	3218	54759	14514	339966		
100 U KINGDOM		11380		96057	91113	
216 PAKISTAN				744		
306 BELGIUM				463		
317 CZECHO S		3883		25202		
327 FRANCE		8396		49157		
335 GERMANY W		4325		16166		
344 ITALY		2628		16026		
352 MEXICO				731		
354 NETHRLNDS				3095		
400 U STATES		13517		121808		
HARPS		44129		329449		
100 U KINGDOM	NO		1	205	91114	
400 U STATES			6	6494		
CABINET ORGANS			7	6699	91114	
347 JAPAN	NO	20	50	1934		
400 U STATES		1	40	9438		
PIPE ORGANS		21	90	11372	91115	
335 GERMANY W	NO		1	7351		
400 U STATES			1	7001		
ORGAN PARTS N O P			2	14352	91116	
100 U KINGDOM		1381		38198		
335 GERMANY W		1034		10739		
390 GERMANY E				1144		
400 U STATES		12238		95033		
PIANOS		14653		145114	91117	
100 U KINGDOM	NO	4	104	30116		
317 CZECHO S			2	669		
318 DENMARK			3	1585		
335 GERMANY W			3	1698		
400 U STATES		41	443	134981		
		45	555	169049		
PIANO PARTS N O P					91118	
100 U KINGDOM		3938		13200		
335 GERMANY W		60		132		
375 SWEDEN				181		
400 U STATES		4328		74130	91119	
PIANO AND ORGAN PARTS FOR MFR		8326		87643		
100 U KINGDOM		4181		14963		
400 U STATES				26876	9120	
PHONOGRAPHS GRAMOPHONES NOP		4181		41839		
100 U KINGDOM		1224		20511	9120	
231 HONG KONG		883		1375		
317 CZECHO S		1655		3255		
318 DENMARK		404		404		
335 GERMANY W		107		1301		
354 NETHRLNDS		179		70661		
376 SWITZRLND		4277		6715		
400 U STATES		37210		330107		
PHONOGRAPH RECORDS		45939		434329		
100 U KINGDOM		10961		154866		9121
231 HONG KONG		190		3194		
234 AUSTRALIA		113		2064		
305 AUSTRIA		246		246		
306 BELGIUM		140		1341		
310 BULGARIA				689		
317 CZECHO S		553		1088		
326 FINLAND				640		
327 FRANCE		5231		35157		
335 GERMANY W		1254		17676		
340 HUNGARY				105		
344 ITALY		283		1297		
347 JAPAN		59		2583		
354 NETHRLNDS		154		4964		
375 SWEDEN				706		
376 SWITZRLND				2539		
380 USSR				1185		
400 U STATES		99205		691061		
OTHER MUSICAL INSTRUMENTS		118389		921401		
100 U KINGDOM		640		7750	9122	
231 HONG KONG				145		
305 AUSTRIA		391		505		
317 CZECHO S				3595		
327 FRANCE		1813		12247		
335 GERMANY W		6218		75435		
344 ITALY		1149		1828		
347 JAPAN		1421		5503		
352 MEXICO				205		
354 NETHRLNDS				1213		
372 SPAIN				148		
375 SWEDEN				172		
376 SWITZRLND		4258		16993		
390 GERMANY E		4030		9637		
400 U STATES		108822		729206		
		128742		864582		

IMPORTS INTO CANADA FOR CONSUMPTION

Articles and Countries from which Imported	MONTH OF JULY 1955		SEVEN MONTHS ENDED JULY 1955		Class Number	
	Quantities	Values (\$)	Quantities	Values (\$)		
MUSICAL INSTRUMENT STRINGS					9123	
100 U KINGDOM				289		
305 AUSTRIA		625		1045		
335 GERMANY W		381		5386		
400 U STATES		2943		31648		
		3949		38368		
PHONOGRAPHS COIN OPERATED					9124	
400 U STATES	N0		971	540247		
	93	45748				
	93	45748	971	540247		
PHOTOFLASH LAMPS					9127	
354 NETHRLNDS	N0		92524	4517		
400 U STATES		293		63506		
		20866	1226766			
		459223	1319290	68023		
PHOTOGRAPHIC ACCESSORIES PARTS					9128	
100 U KINGDOM		813		14364		
221 B GUIANA				800		
305 AUSTRIA				105		
317 CZECHO S				1482		
327 FRANCE		237		10707		
335 GERMANY W		36396		220991		
344 ITALY		106		1827		
347 JAPAN		4198		39858		
376 SWITZRLND		179		8688		
400 U STATES		221267		1447442		
		263196		1746264		
THERMOMETERS						9129
100 U KINGDOM		9931		35307		
318 DENMARK				1231		
327 FRANCE		211		333		
335 GERMANY W		2380		18030		
347 JAPAN		589		1347		
354 NETHRLNDS				2819		
375 SWEDEN		150		411		
376 SWITZRLND		60		1115		
390 GERMANY E		1337		6597		
400 U STATES		81703		539769		
		96361		606959		
APPARATUS X RAY					9130	
100 U KINGDOM		860		32990		
220 BERMUDA				800		
306 BELGIUM		383		4325		
318 DENMARK				8714		
335 GERMANY W		4090		73500		
344 ITALY				5289		
354 NETHRLNDS		2919		117777		
375 SWEDEN		6726		34637		
400 U STATES		319010		1994339		
		333988		2272371		
ARTIFICIAL LARYNX					9131	
400 U STATES				219		
				219		
BOTANICAL SPECIMENS					9132	
100 U KINGDOM				630		
215 INDIA				759		
335 GERMANY W		66		454		
354 NETHRLNDS				108		
359 NORWAY				110		
		1064		10863		
		1130		12924		
OLD COINS STAMPS TROPHIES					9133	
100 U KINGDOM		1950		9167		
215 INDIA				242		
217 CEYLON				80		
231 HONG KONG				1000		
234 AUSTRALIA				146		
236 NEW ZEAL				228		
304 ARGENTINA				340		
305 AUSTRIA				162		
306 BELGIUM		96		416		
314 COLOMBIA				90		
318 DENMARK		88		391		
335 GERMANY W				123		
340 HUNGARY				345		
354 NETHRLNDS		87		747		
359 NORWAY				406		
360 ISRAEL				88		
372 SPAIN				195		
375 SWEDEN				3921		
389 IRELAND				1934		
400 U STATES		4940		70120		
		7161		90141		
CAMERAS AND CAMERA PARTS N O P					9134	
100 U KINGDOM		864		15519		
225 TRINIDAD				100		
231 HONG KONG		80		459		
234 AUSTRALIA				125		
305 AUSTRIA		6961		18374		
317 CZECHO S		156		367		
327 FRANCE		1008		8624		
335 GERMANY W		124793		814039		
344 ITALY		1657		3537		
347 JAPAN		21240		118765		
354 NETHRLNDS				2276		
375 SWEDEN				992		
376 SWITZRLND		6886		149801		
390 GERMANY E				33012		

IMPORTS INTO CANADA FOR CONSUMPTION

Articles and Countries from which Imported	MONTH OF JULY 1955		SEVEN MONTHS ENDED JULY 1955		Class Number
	Quantities	Values (\$)	Quantities	Values (\$)	
400 U STATES		277042		1885995	
CAMERA PARTS UNFINISHED		440687		3051985	9135
327 FRANCE				65	
335 GERMANY W				56	
400 U STATES		7139		62647	
CAMERA LENSES AND SHUTTERS		7139		62768	9136
327 FRANCE				6883	
335 GERMANY W		2663		15079	
400 U STATES		15377		103011	
COLLECTIONS OF ANTIQUITIES		18040		124973	9137
100 U KINGDOM		16352		199942	
220 BERMUDA				70	
231 HONG KONG		237		2319	
305 AUSTRIA		118		391	
306 BELGIUM				766	
313 CHINA				957	
318 DENMARK				4837	
322 EGYPT				990	
327 FRANCE		1789		5729	
335 GERMANY W		756		2605	
344 ITALY		1292		6096	
347 JAPAN				736	
354 NETHRLNDS		156		5411	
372 SPAIN				185	
376 SWITZRLND		690		8290	
380 USSR				547	
400 U STATES		8521		103639	
CYCLOMETERS AND SPEEDOMETERS		29911		343510	9138
100 U KINGDOM				14633	
335 GERMANY W		1259		3986	
354 NETHRLNDS		270		609	
376 SWITZRLND				11246	
400 U STATES		15666		122597	
GLOBES GEOGRAPHICAL		17195		153071	9139
100 U KINGDOM				1866	
335 GERMANY W		1084		1296	
400 U STATES		2270		25887	
MODELS OF INVENTIONS		3354		29049	9140
100 U KINGDOM				1205	
234 AUSTRALIA				97	
318 DENMARK				552	
335 GERMANY W				931	
344 ITALY				2175	
354 NETHRLNDS				866	
400 U STATES		28700		158776	
APPARATUS FOR INSTITUTIONS		28700		164602	9141
100 U KINGDOM		10103		117799	
305 AUSTRIA				3063	
306 BELGIUM				174	
318 DENMARK				2602	
327 FRANCE		108		7030	
335 GERMANY W		3856		41818	
344 ITALY		167		360	
347 JAPAN				460	
354 NETHRLNDS		379		2757	
375 SWEDEN				2014	
376 SWITZRLND		4079		5567	
400 U STATES		476410		3023833	
OPERATING ROOM EQUIPMENT		495102		3207477	9142
100 U KINGDOM		209		17950	
317 CZECHOS				933	
318 DENMARK				103	
327 FRANCE				1021	
335 GERMANY W		1508		10588	
347 JAPAN				1616	
390 GERMANY E				133	
400 U STATES		217880		1801497	
DENTAL INSTRUMENTS		219597		1833841	9143
100 U KINGDOM		10587		58997	
305 AUSTRIA		7097		21482	
327 FRANCE		541		1163	
335 GERMANY W		12513		109849	
344 ITALY		729		2154	
347 JAPAN		2388		14775	
354 NETHRLNDS				8691	
375 SWEDEN				694	
376 SWITZRLND		521		3482	
400 U STATES		112016		657951	
SURGICAL TRUSSES AND SUPPORTS		146392		879238	9144
100 U KINGDOM		246		688	
400 U STATES		348		7756	
ARTICLES FOR THE BLIND		594		8444	9145
100 U KINGDOM		623		829	
376 SWITZRLND				378	
400 U STATES		2740		16764	
		3363		17971	

IMPORTS INTO CANADA FOR CONSUMPTION

Articles and Countries from which Imported	MONTH OF JULY 1955		SEVEN MONTHS ENDED JULY 1955		Class Number
	Quantities	Values (\$)	Quantities	Values (\$)	
OPTICAL AND PHILOSOPHICAL INST					9146
100 U KINGDOM		34843		181499	
305 AUSTRIA				171	
306 BELGIUM				163	
317 CZECHO S				1455	
318 DENMARK				1042	
327 FRANCE		7215		28479	
335 GERMANY W		24829		134408	
344 ITALY		288		4059	
347 JAPAN		48783		203002	
354 NETHRLNDS				4691	
375 SWEDEN		754		3284	
376 SWITZRLND		4406		15954	
400 U STATES		238434		1673976	
		359552		2252183	
EDUCATIONAL FILMS					9148
100 U KINGDOM		1243		14896	
207 UN SO AFR				1105	
234 AUSTRALIA				1576	
305 AUSTRIA		144		144	
327 FRANCE				4052	
335 GERMANY W				218	
400 U STATES		97719		570800	
		99106		592791	
CINEMATOGRAPH CAMERAS					9149
100 U KINGDOM				3459	
335 GERMANY W				146	
376 SWITZRLND				134	
400 U STATES		4051		78175	
		4051		81914	
SURGICAL INSTRUMENTS					9150
100 U KINGDOM		15133		140305	
305 AUSTRIA				205	
306 BELGIUM				1780	
318 DENMARK				174	
327 FRANCE		575		6028	
335 GERMANY W		23182		146466	
344 ITALY		1342		5386	
347 JAPAN				11423	
352 MEXICO				5739	
354 NETHRLNDS				1119	
375 SWEDEN		2981		23292	
376 SWITZRLND		110		9975	
390 GERMANY E				295	
400 U STATES		325554		2387984	
		368877		2740171	
RACING SHELLS OR OARS	NO				9151
100 U KINGDOM				276	
400 U STATES			1	455	
			1	731	
BOATS OPEN PLEASURE	NO				9152
100 U KINGDOM	11	7196	178	24933	
220 BERMUDA			1	400	
305 AUSTRIA	1	152	3	351	
318 DENMARK	2	1993	16	5385	
327 FRANCE			1	127	
335 GERMANY W	13	2280	80	7574	
359 NORWAY			2	1094	
375 SWEDEN	4	433	5	2485	
390 GERMANY E			2	1754	
400 U STATES	134	23479	688	124358	
	165	35533	976	168461	
LAUNCHES PLEASURE MOTIVE POWER	NO				
100 U KINGDOM	5	5025	8	10116	
318 DENMARK			1	3564	
326 FINLAND			1	1085	
335 GERMANY W	4	4456	22	21019	
390 GERMANY E			9	35312	
400 U STATES	18	45791	106	217120	
	27	55272	147	288216	
MATERIALS EXWHOUSE FOR VESSELS					9154
SHIPS AND VESSELS REPAIRS DN					9155
334 ST PIERRE		350		4870	
381 ALASKA				481	
400 U STATES		922		34057	
		1272		39408	
SHIPS FOREIGN BUILT COASTAL	NO				9156
354 NETHRLNDS	1	154250	1	154250	
400 U STATES			1	1980	
	1	154250	2	156230	
VESSELS FOREIGN BUILT N O P					9157
100 U KINGDOM		28691		183164	
220 BERMUDA				11576	
318 DENMARK				10073	
335 GERMANY W		3008		11572	
354 NETHRLNDS				203392	
375 SWEDEN				4565	
400 U STATES		29234		1613991	
		60933		2038333	
BUGGIES CUTTERS VEHICLES N O P	NO				9162
100 U KINGDOM	9	305	30	1212	
400 U STATES	448	28391	2599	157300	
	457	28696	2629	158512	
CHILDRENS CARRIAGES AND PARTS	NO				9163
100 U KINGDOM	29	727	314	7135	

IMPORTS INTO CANADA FOR CONSUMPTION

Articles and Countries from which Imported	MONTH OF JULY 1955		SEVEN MONTHS ENDED JULY 1955		Class Number
	Quantities	Values (\$)	Quantities	Values (\$)	
306 BELGIUM				1124	
335 GERMANY W			1	50	
344 ITALY		81	2	81	
354 NETHRLNDS	30	645	61	1547	
376 SWITZRLND			6	281	
400 U STATES	386	2566	1417	9430	
	447	4019	1801	19648	
CHILDRENS SLEDS VEHICLES N O P					9164
100 U KINGDOM		299		3535	
335 GERMANY W				1706	
354 NETHRLNDS				405	
359 NORWAY				182	
400 U STATES		17610		174759	
		17909		180587	
SLEIGHS N O P AND PARTS	NO				9165
WAGONS AND SLEDS FARM AND PTS	NO				9166
100 U KINGDOM			8	11992	
400 U STATES	73	17104	833	118758	
	73	17104	841	130750	
WAGONS FREIGHT DRAYS AND PARTS	NO				9167
WHEELBARROWS HAND TRUCKS CARTS	NO				9168
100 U KINGDOM	142	1785	1043	20866	
318 DENMARK			1	235	
327 FRANCE			9	206	
335 GERMANY W	38	502	87	1263	
359 NORWAY			4	600	
375 SWEDEN	20	3378	20	3378	
400 U STATES	6570	108918	55393	762789	
	6770	114583	56557	789337	
TRUCKS AND CARS N O P					9169
100 U KINGDOM				3576	
354 NETHRLNDS				963	
400 U STATES		10974		86366	
		10974		90905	
TRAILERS FOR MOTOR VEHICLES	NO				9170
100 U KINGDOM			7	16960	
381 ALASKA			3	2620	
400 U STATES	500	665995	2520	3084022	
	500	665995	2530	3103602	
AIRCRAFT NOT OVER 1500 LB WT	NO				9171
100 U KINGDOM			4	6250	
317 CZECHO S	1	2855	1	2855	
335 GERMANY W	2	4106	2	4106	
400 U STATES	16	39330	96	303297	
	19	46291	103	316508	
AIRCRAFT 1501 TO 3000 LB WT	NO				9172
317 CZECHO S	1	17762	1	17762	
400 U STATES	12	87333	99	798802	
	13	105095	100	816564	
AIRCRAFT 3001 TO 7500 LB WT	NO				9173
100 U KINGDOM			1	87812	
400 U STATES	4	374446	18	1318909	
	4	374446	19	1406721	
AIRCRAFT OVER 7500 LB WEIGHT	NO				9174
100 U KINGDOM	2	1333825	20	6497475	
327 FRANCE	2	94363	2	94363	
400 U STATES	12	5825377	64	19270689	
	16	7253565	86	25862527	
AIRCRAFT PTS EXCLUDING ENG PTS					9175
100 U KINGDOM		437352		2582797	
231 HONG KONG		127		127	
234 AUSTRALIA		1183		8667	
317 CZECHO S		699		699	
318 DENMARK				1307	
327 FRANCE				10637	
335 GERMANY W		500		5575	
347 JAPAN				5653	
359 NORWAY				28654	
375 SWEDEN				10528	
376 SWITZRLND		289		701	
381 ALASKA				3461	
400 U STATES		6717636		49670489	
		7157786		52329295	
PAINTINGS UNDER 20 DOLLARS	NO				9181
100 U KINGDOM	17	139	202	1851	
231 HONG KONG			888	463	
305 AUSTRIA	220	2673	339	3465	
306 BELGIUM			72	144	
318 DENMARK			50	53	
327 FRANCE	72	383	204	1147	
335 GERMANY W	10	125	50	347	
340 HUNGARY	30	270	86	731	
344 ITALY	8	75	420	240	
347 JAPAN			743	361	
354 NETHRLNDS	204	567	1290	4057	
376 SWITZRLND	38	84	38	84	
400 U STATES	201	616	305	1353	
	800	4932	4687	14296	
PAINTINGS 20 DOLLARS OR OVER					9182
100 U KINGDOM		36742		248358	
220 BERMUDA				750	
223 BARBADOS				320	
224 JAMAICA				151	
231 HONG KONG				200	

IMPORTS INTO CANADA FOR CONSUMPTION

Articles and Countries from which Imported	MONTH OF JULY 1955		SEVEN MONTHS ENDED JULY 1955		Class Number
	Quantities	Values (\$)	Quantities	Values (\$)	
305 AUSTRIA		6 598		1 832 9	
306 BELGIUM		254		254	
318 DENMARK		452		3 502	
327 FRANCE		1 369		1 317 59	
335 GERMANY W		529		3 792	
338 HAITI				350	
340 HUNGARY		641		1 759	
344 ITALY		2 459		1 877 5	
347 JAPAN				213	
352 MEXICO				597	
354 NETHRLNDS		2 605		1 204 31	
360 ISRAEL		3 000		7 750	
361 PANAMA				120	
372 SPAIN				1 282	
375 SWEDEN				100	
376 SWITZRLND				3 784	
383 HAWAII				194	
387 VENEZUELA				500	
400 U STATES		3 383 4		9 685 38	
		8 848 3		15 318 08	
STATUES AND STATUETTES N O P					9 183
100 U KINGDOM		4 288		3 340 2	
215 INDIA				168	
217 CEYLON				849	
231 HONG KONG		472		3 576	
305 AUSTRIA		63		1 230	
306 BELGIUM				184	
317 CZECHO S		48		7 55	
318 DENMARK		291		4 85	
327 FRANCE		153		1 643	
335 GERMANY W		5 109		13 798	
336 GREECE		4 571		4 571	
338 HAITI				173	
344 ITALY		3 732		15 737	
347 JAPAN		3 349		3 982 1	
352 MEXICO				593	
354 NETHRLNDS		60		159	
355 INDONESIA				70	
375 SWEDEN				398	
376 SWITZRLND				404	
390 GERMANY E		1 655		1 928	
400 U STATES		5 577		4 623 3	
		29 368		16 617 7	
PORCELAIN STATUES STATUETTES					9 184
100 U KINGDOM		4 433 1		2 882 86	
231 HONG KONG		1 011		2 384	
305 AUSTRIA				1 099	
313 CHINA				160	
317 CZECHO S				201	
318 DENMARK		3 098		8 128	
327 FRANCE		409		2 270	
335 GERMANY W		4 015		6 062 2	
344 ITALY		3 645		8 830	
347 JAPAN		2 232 2		15 317 4	
354 NETHRLNDS				315	
375 SWEDEN				60	
390 GERMANY E		535		7 697	
400 U STATES		3 303		3 034 1	
		8 266 9		56 356 7	
SCULPTURES CANADIAN MODELS					9 185
100 U KINGDOM				570	
344 ITALY				396	
400 U STATES				146	
				1 112	
MATERIAL FOR HARD METAL COMPOS					9 187
100 U KINGDOM		9 593		1 809 1	
400 U STATES		1 260 06		3 635 93	
		1 355 99		3 816 84	
MATERIAL FOR FISHING EQUIPMENT					9 189
400 U STATES				1 132	
				1 132	
MATERIALS FOR CYANIDE MFR					9 190
ARTICLES FOR FERTILIZER MFR					9 191
100 U KINGDOM				454	
400 U STATES		4 803 6		15 418 7	
		4 803 6		15 464 1	
ARTICLES FOR GOVERNOR GENERAL					9 192
100 U KINGDOM				2063	
327 FRANCE				97	
400 U STATES				2 947	
				5 107	
ARTICLES FOR CONSULS					9 193
100 U KINGDOM		1 973		3 071 8	
207 UN SO AFR				3 956	
215 INDIA		247		4 477	
216 PAKISTAN				150	
223 BARBADOS				99	
225 TRINIDAD				78	
231 HONG KONG				2 080	
234 AUSTRALIA				2 530	
236 NEW ZEAL				180	
303 ARABIA				1 000	
304 ARGENTINA				100	
305 AUSTRIA		135		135	
306 BELGIUM				1 021 1	

IMPORTS INTO CANADA FOR CONSUMPTION

Articles and Countries from which Imported	MONTH OF JULY 1955		SEVEN MONTHS ENDED JULY 1955		Class Number
	Quantities	Values (\$)	Quantities	Values (\$)	
315 C R I C A				2 000 0	
316 C U B A				2 127	
317 C Z E C H O S		2 773		1 3877	
318 O E N M A R K		1 294		1 2244	
320 D O M R E P				75	
326 F I N L A N O				5 646	
327 F R A N C E		2 779		28 548	
334 S T P I E R R E				50	
335 G E R M A N Y W		2 28		15 386	
338 H A I T I				285	
344 I T A L Y		2 33		6 202	
347 J A P A N		200		4 176	
354 N E T H R L N D S		93		28 666	
355 I N O O N E S I A				100	
357 N E T H A N T				425	
359 N O R W A Y				131	
360 I S R A E L				50	
365 P O L A N D		2 100		4 875	
366 P O R T U G A L				3 925	
372 S P A I N				8 721	
375 S W E D E N		330		16 435	
376 S W I T Z R L N D		150		2 892	
380 U S S R				1 285	
384 P R I C O				66	
400 U S T A T E S		8 2386		40 9273	
		9 4921		64 1174	
CANADIAN GOODS RETURNED					9 195
100 U K I N G D O M		120 609		408 592	
205 R H O D N Y A S				772	
207 U N S O A F R				8 819	
215 I N D I A				858	
216 P A K I S T A N				699	
218 M A L A Y A				124	
220 B E R M U O A		8 230		28 775	
221 B G U I A N A				59	
222 B H O N D				92	
223 B A R B A O O S		704		3 394	
224 J A M A I C A		4 102		10 207	
225 T R I N I D A D		396		5 104	
227 B A H A M A S		10 000		55 47	
231 H O N G K O N G				1 200	
234 A U S T R A L I A		348		3 213	
236 N E W Z E A L		300		6 161	
306 B E L G I U M		1 260		16 066	
314 C O L O M B I A				2 750	
316 C U B A		3039		30 39	
318 D E N M A R K				286	
327 F R A N C E		5 173		63 838	
334 S T P I E R R E		645		896	
335 G E R M A N Y W		558		5 408	
336 G R E E C E		554		554	
337 G U A T E M A L A				383	
341 I C E L A N D				3 700	
344 I T A L Y				43 764	
347 J A P A N				16 190	
348 K O R E A				20 3065	
352 M E X I C O				10 934	
354 N E T H R L N D S				9 976	
355 I N D O N E S I A				836	
357 N E T H A N T				255	
359 N O R W A Y		492		492	
360 I S R A E L				3 300	
372 S P A I N		200		793	
375 S W E D E N				686	
376 S W I T Z R L N D		6912		8 346	
381 A L A S K A		4 2708		7 5066	
384 P R I C O		2 880		3 419	
387 V E N E Z U E L A				5 876	
390 G E R M A N Y E				1 000	
400 U S T A T E S		5 62184		50 33841	
		7 62294		59 98375	
ARMS ETC BRITISH OR NATO CTYS					9 196
100 U K I N G D O M		224 467		101 9376	
207 U N S O A F R		100		100	
215 I N D I A				244	
221 B G U I A N A				600	
305 A U S T R I A		150		714	
306 B E L G I U M				4 088	
316 C U B A				265	
318 D E N M A R K		3083		18 964	
327 F R A N C E		10 934		49 334	
334 S T P I E R R E				663	
335 G E R M A N Y W		14 158		19 2632	
344 I T A L Y				1 864	
347 J A P A N				11 695	
348 K O R E A				4 800	
353 M O R O C C O				53	
354 N E T H R L N D S		1816		14 836	
359 N O R W A Y				163	
366 P O R T U G A L				350	
371 T H A I L A N D				2 0210	
372 S P A I N				6 823	
375 S W E D E N				6 413	
376 S W I T Z R L N O		15 803		77 029	
379 T U R K E Y				916	
381 A L A S K A		1 00123		44 3076	

IMPORTS INTO CANADA FOR CONSUMPTION

Articles and Countries from which Imported	MONTH OF JULY 1955		SEVEN MONTHS ENDED JULY 1955		Class Number
	Quantities	Values (\$)	Quantities	Values (\$)	
400 U STATES		4 274 365		2 524 4 779	
EXWAREHOUSED SHIPS STORES NOP		4 644 999		2 711 9987	91 97
100 U KINGDOM		3074		13 428	
221 B GUIANA		66		531	
223 BARBADOS		141		777	
316 CUBA				138	
327 FRANCE		499		2 582	
354 NETHRLNDS		287		287	
359 NORWAY				130	
384 P RICO				153	
400 U STATES		1 024 6		7 193 2	
		14 313		89 958	
ARTICLES EXWHOUSE FOR EXCISE					91 98
BATTERY JARS GLASS OR RUBBER					91 99
100 U KINGDOM				3 240	
335 GERMANY W		5 610		10 108	
375 SWEDEN		464		464	
400 U STATES		29 589		43 341 0	
		35 663		44 722 2	
CASUAL DONATIONS					92 01
100 U KINGDOM				369	
220 BERMUDA				4 273	
224 JAMAICA				100	
306 BELGIUM				60	
354 NETHRLNDS				60	
359 NORWAY				296	
400 U STATES		3 063		10 486 6	
		3 063		11 002 4	
CORSET CLASPS STEELS WIRES					92 02
100 U KINGDOM				1 310	
400 U STATES		1 351		8 983	
		1 351		10 293	
FEATHERS FLOWERS ART FOR HATS					92 04
100 U KINGDOM				919	
216 PAKISTAN				449	
317 CZECHO S		656		9 215	
327 FRANCE		8 094		30 776	
335 GERMANY W		8 363		39 978	
344 ITALY				1 351	
347 JAPAN		6 532		50 667	
376 SWITZRLNO		507		3 677	
390 GERMANY E		454		21 122	
400 U STATES		11 990		10 622 6	
		36 596		26 438 0	
LIFEBOATS LIFESAVING APPARATUS					92 05
100 U KINGDOM				1 946	
400 U STATES				656	
				2 602	
INTERNATIONAL BRIDGE MATERIAL					92 06
MINERS RESCUE APPLIANCES					92 07
100 U KINGDOM		930		9 222	
327 FRANCE				627	
335 GERMANY W				69	
400 U STATES		170 412		91 021 0	
		171 342		92 012 8	
MATERIALS FOR TEXTILE PRINTING					92 08
100 U KINGDOM		787		10 221	
400 U STATES		12 401		91 911	
		13 188		10 213 2	
SALTS OF THORIUM OR CERIUM					92 09
400 U STATES				15 795	
				15 795	
SPURS AND STILTS					92 10
400 U STATES		76		6 226	
		76		6 226	
VACCINE AND PLASMA CONTAINERS					92 12
400 U STATES		5 294		80 942	
		5 294		80 942	
GOODS FREE BY ORDER IN COUNCIL					92 13
100 U KINGDOM		6 991		110 205	
234 AUSTRALIA		125		125	
318 DENMARK				50	
335 GERMANY W				13 631	
352 MEXICO				1 583	
375 SWEDEN				170	
381 ALASKA				3164	
400 U STATES		84 145		92 923 1	
		91 261		105 815 9	
ARTICLES FOR MFR TOBACCO PIPES					92 14
100 U KINGDOM				270	
327 FRANCE		349		349	
400 U STATES		139		4 353	
		488		4 972	
SAFETY GLASS SHEET ADHESIVES					92 15
400 U STATES		8 662 4		71 388 4	
		8 662 4		71 388 4	
TOURIST PURCHASES OUY FREE					92 28
100 U KINGDOM		18 601 5		58 373 3	
202 ADEN		55		253	
205 RHOD NYAS				503	
207 UN SO AFR		458		8 241	
215 INDIA		260		735	
220 BERMUDA		7 622		88 657	

IMPORTS INTO CANADA FOR CONSUMPTION

Articles and Countries from which Imported	MONTH OF JULY 1955		SEVEN MONTHS ENDED JULY 1955		Class Number
	Quantities	Values (\$)	Quantities	Values (\$)	
221 B GUIANA		76		471	
222 B HOND				1290	
223 BARBADOS		34		7419	
224 JAMAICA		223		23438	
225 TRINIDAD				782	
227 BAHAMAS		610		1815	
228 LEEW WIND				77	
230 GIBRALTAR				25	
231 HONG KONG		944		6292	
232 MALTA		27		147	
234 AUSTRALIA		193		4770	
236 NEW ZEAL				250	
304 ARGENTINA				163	
305 AUSTRIA		405		2091	
306 BELGIUM		1115		2647	
309 BRAZIL		75		362	
312 CHILE				256	
313 CHINA				341	
314 COLOMBIA				80	
315 C RICA				52	
316 CUBA		348		3882	
317 CZECHO S		21		21	
318 DENMARK		725		3148	
319 GREENLAND		645		7275	
322 EGYPT				6363	
326 FINLAND		118		533	
327 FRANCE		22001		72880	
328 FR AFRICA				44	
329 FR E IND		1311		1311	
330 FR GUIANA				25	
334 ST PIERRE		161		4164	
335 GERMANY W		12726		54354	
336 GREECE		403		717	
337 GUATEMALA		75		145	
338 HAITI				1745	
341 ICELAND		80		1075	
343 IRAQ				17	
344 ITALY		7448		21364	
347 JAPAN		1386		49509	
348 KOREA				13325	
352 MEXICO		1864		49548	
353 MOROCCO		210		210	
354 NETHRLNDS		2434		15049	
357 NETH ANT		74		2040	
359 NORWAY		758		2067	
360 ISRAEL		336		3461	
361 PANAMA				446	
363 PERU		82		498	
365 POLAND		35		35	
366 PORTUGAL		258		308	
367 AZORES		25		316	
372 SPAIN		694		5462	
375 SWEDEN		475		2028	
376 SWITZRLND		4143		10238	
380 USSR		197		299	
381 ALASKA		33		33	
382 VIRGIN IS				181	
383 HAWAII		2135		53781	
384 P RICO				622	
386 URUGUAY		40		40	
387 VENEZUELA		100		617	
388 YUGO SLAV		75		131	
389 IRELAND				1037	
400 U STATES		6799434		32724773	
		7058962		33850007	
CARTRIDGES SHOT GUN SHELLS					9237
390 GERMANY E				254	
400 U STATES		902		5063	
		902		5317	
DEXTROSE SOLUTIONS THERAPEUTIC					9238
400 U STATES		26498		192875	
		26498		192875	
METALLIC CARTRIDGES AMMUNITION					9239
100 U KINGDOM		802		3709	
335 GERMANY W		312		925	
400 U STATES		3013		42811	
		4127		47445	
BLACKBOARDS OF SLATE OR PAPER					9240
335 GERMANY W				126	
344 ITALY		2868		9598	
366 PORTUGAL				1514	
400 U STATES		10876		197452	
		13744		208690	
PRESENTATIONS FOR LIFE SAVING					9241
BIOLOGICAL PRODUCTS N O P					9242
100 U KINGDOM		8747		9396	
306 BELGIUM				1004	
309 BRAZIL				1982	
327 FRANCE				1350	
400 U STATES		71202		741553	
		79949		755285	
BASKETS OF ALL KINDS N O P					9243
100 U KINGDOM		45		2158	
215 INDIA				167	
224 JAMAICA		54		54	

IMPORTS INTO CANADA FOR CONSUMPTION

Articles and Countries from which Imported	MONTH OF JULY 1955		SEVEN MONTHS ENDED JULY 1955		Class Number
	Quantities	Values (\$)	Quantities	Values (\$)	
231 HONG KONG		3279		17816	
306 BELGIUM		1890		14669	
313 CHINA				101	
317 CZECHO S		1342		3534	
318 DENMARK		203		475	
327 FRANCE				955	
335 GERMANY W		1402		7327	
340 HUNGARY				145	
344 ITALY		232		6033	
347 JAPAN		500		26656	
352 MEXICO		463		1847	
354 NETHRLNDS				641	
365 POLAND				30333	
366 PORTUGAL		2744		7425	
367 AZORES				2568	
388 YUGO SLAV		2083		5174	
400 U STATES		22095		80472	
		36332		208550	
COMMUNION SETS CHURCH ARTICLES					9244
100 U KINGDOM		2086		11844	
231 HONG KONG				5110	
305 AUSTRIA				714	
306 BELGIUM				1543	
317 CZECHO S		4081		44160	
327 FRANCE		29379		189341	
335 GERMANY W		5378		28349	
344 ITALY		47947		232395	
347 JAPAN		5500		71399	
352 MEXICO				187	
354 NETHRLNDS				1576	
360 ISRAEL				1271	
366 PORTUGAL				506	
372 SPAIN				978	
378 JORDAN				80	
388 YUGO SLAV				78	
389 IRELAND		320		3502	
390 GERMANY E				441	
400 U STATES		34845		315274	
		129536		908748	
CARTRIDGE CASES GUN WADS CAPS					9246
100 U KINGDOM				3562	
359 NORWAY				4205	
400 U STATES		3962		13800	
		3962		21567	
CARTRIDGES AMMUNITION N O P					9247
100 U KINGDOM		16025		1253294	
327 FRANCE				358	
335 GERMANY W				1995	
359 NORWAY				4429	
376 SWITZRLND				14453	
400 U STATES		92845		2503204	
		108870		3777733	
DAMAGED GOODS N O P					9248
ELECTRICAL ENERGY	KWH				9249
400 U STATES	1673134	15701	32182115	193999	
	1673134	15701	32182115	193999	
EXPRESS PARCELS					9250
100 U KINGDOM		31672		184885	
205 RHOD NYAS				35	
207 UN SO AFR				196	
215 INDIA		102		1105	
216 PAKISTAN		30		48	
217 CEYLON				47	
218 MALAYA				12	
220 BERMUDA				46	
221 B GUIANA		12		131	
223 BARBADOS				16	
224 JAMAICA		54		191	
225 TRINIDAD		20		64	
231 HONG KONG		2148		23366	
232 MALTA				26	
234 AUSTRALIA		52		348	
236 NEW ZEAL				22	
304 ARGENTINA				66	
305 AUSTRIA		212		1046	
306 BELGIUM		466		2762	
312 CHILE				39	
313 CHINA		36		128	
316 CUBA		35		183	
317 CZECHO S		173		1154	
318 DENMARK		223		1762	
319 GREENLAND				43	
321 ECUADOR				41	
322 EGYPT				24	
326 FINLAND				24	
327 FRANCE		2806		17515	
328 FR AFRICA				4	
335 GERMANY W		6207		32561	
336 GREECE				248	
337 GUA-TEMALA				5	
340 HUNGARY				87	
344 ITALY		1922		7137	
347 JAPAN		1970		14116	
348 KOREA				25	
352 MEXICO		174		1145	

IMPORTS INTO CANADA FOR CONSUMPTION

173

Articles and Countries from which Imported	MONTH OF JULY 1955		SEVEN MONTHS ENDED JULY 1955		Class Number
	Quantities	Values (\$)	Quantities	Values (\$)	
353 MOROCCO				42	
354 NETHRLNDS		958		8386	
359 NORWAY		242		809	
360 ISRAEL				166	
365 POLAND				96	
366 PORTUGAL		56		554	
367 AZORES				27	
372 SPAIN		57		546	
375 SWEDEN		895		3832	
376 SWITZRLND		871		5830	
380 USSR				63	
381 ALASKA		138		2727	
383 HAWAII				133	
384 P RICO				117	
388 YUGO SLAV				97	
389 IRELAND				95	
390 GERMANY E		117		312	
393 TAIWAN				63	
400 U STATES		1808141		13782486	
		1859789		14097034	
ICE					9251
334 ST PIERRE				195	
400 U STATES		131		5792	
		131		5987	
INCUBATORS BROODERS AND PARTS	NO				9252
400 U STATES	480	25564	17420	416291	
	480	25564	17420	416291	
IRON SAND PRESSURE BLASTING					9253
100 U KINGDOM		2507		23436	
400 U STATES		47155		359107	
		49662		382543	
BALL POINT PENS AND PARTS					9254
100 U KINGDOM		72		963	
306 BELGIUM				453	
327 FRANCE				3874	
335 GERMANY W		950		7255	
347 JAPAN		3696		10266	
375 SWEDEN		67		2156	
376 SWITZRLND				144	
384 P RICO		61963		151018	
400 U STATES		109184		1000295	
		175932		1176424	
ALABASTER SPAR AMBER ORNAMENTS					9255
100 U KINGDOM		7641		73834	
215 INDIA				213	
231 HONG KONG		128		2410	
317 CZECHO S		339		339	
327 FRANCE		3072		8283	
335 GERMANY W		12072		26087	
344 ITALY		375		10644	
347 JAPAN		17834		90742	
354 NETHRLNDS		63		116	
376 SWITZRLND				332	
390 GERMANY E		16552		21420	
400 U STATES		24648		105689	
		82724		340109	
MACHINE CARD CLOTHING					9256
100 U KINGDOM		5489		63581	
400 U STATES		17876		64292	
		23365		127873	
PENCILS LEAD NON PROPELLING	GROSS				9257
100 U KINGDOM	4	50	850	2465	
317 CZECHO S			477	683	
335 GERMANY W	2720	6313	5621	15490	
347 JAPAN			4750	3022	
400 U STATES	3201	5830	12149	36455	
	5925	12193	23847	58115	
PENCILS LEAD N O P					9258
100 U KINGDOM		50		1406	
327 FRANCE				300	
335 GERMANY W		6410		17047	
347 JAPAN				603	
376 SWITZRLND				2232	
400 U STATES		17539		94261	
		23999		115849	
PENS FOUNTAIN EXCPT BALL POINT					9259
100 U KINGDOM		50		1456	
327 FRANCE				620	
335 GERMANY W		507		6531	
344 ITALY				7370	
347 JAPAN		609		1651	
400 U STATES		9716		62529	
		10882		80157	
PENS N O P PENHOLDERS RULERS					9260
100 U KINGDOM		5083		17953	
335 GERMANY W		1059		3737	
400 U STATES		7889		82309	
		14031		103999	
POST OFFICE PARCELS					9261
100 U KINGDOM		22714		176448	
203 B E AFR				69	
207 UN SO AFR				236	
215 INDIA		191		1199	
216 PAKISTAN		155		244	
217 CEYLON				83	
218 MALAYA				58	

IMPORTS INTO CANADA FOR CONSUMPTION

Articles and Countries from which imported	MONTH OF JULY 1955		SEVEN MONTHS ENDED JULY 1955		Class Number
	Quantities	Values (\$)	Quantities	Values (\$)	
220 BERMUDA				168	
223 BARBADOS				150	
224 JAMAICA		25		380	
225 TRINIDAD		22		188	
227 BAHAMAS				78	
231 HONG KONG		1552		14092	
232 MALTA				84	
234 AUSTRALIA		54		908	
236 NEW ZEAL		200		271	
304 ARGENTINA		45		89	
305 AUSTRIA		227		1013	
306 BELGIUM		98		1458	
312 CHILE				34	
313 CHINA				49	
316 CUBA		92		150	
317 CZECHOS		198		778	
318 DENMARK		286		2329	
321 ECUADOR				130	
326 FINLAND				29	
327 FRANCE		1140		13770	
334 ST PIERRE				112	
335 GERMANY W		2893		17246	
336 GREECE				427	
337 GUATEMALA				79	
338 HAITI				57	
340 HUNGARY		3		43	
344 ITALY		1142		4160	
347 JAPAN		1707		7260	
352 MEXICO		237		593	
354 NETHRLNDS		589		6459	
359 NORWAY		111		540	
360 ISRAEL				7	
363 PERU				34	
365 POLAND		50		56	
366 PORTUGAL				581	
367 AZORES				176	
371 THAILAND				15	
372 SPAIN		71		574	
375 SWEDEN		256		2098	
376 SWITZRLND		376		3516	
378 JORDAN				44	
380 USSR				78	
381 ALASKA		76		917	
383 HAWAII				617	
384 P RICO				12	
388 YUGO SLAV				20	
389 IRELAND				76	
390 GERMANY E		154		324	
400 U STATES		1229369		9582498	
		1264033		9843104	
PRECIOUS STONES NOT MOUNTED					9262
100 U KINGDOM		106		75027	
215 INDIA				6894	
217 CEYLON		694		2381	
231 HONG KONG		1043		2909	
234 AUSTRALIA				1368	
305 AUSTRIA		22975		126590	
306 BELGIUM		3488		3488	
309 BRAZIL				433	
317 CZECHOS		7492		65680	
327 FRANCE				38048	
335 GERMANY W		5591		70012	
344 ITALY		195		717	
347 JAPAN		29973		144378	
352 MEXICO		2040		11544	
371 THAILAND		302		4964	
372 SPAIN				2596	
376 SWITZRLND		1624		21362	
400 U STATES		21535		244875	
		97058		823266	
PULLEYS BELT POWER TRANS NOP					9263
100 U KINGDOM		1758		24858	
335 GERMANY W				1466	
354 NETHRLNDS		153		1236	
400 U STATES		57804		378609	
		59715		406169	
SETTLERS EFFECTS					9264
100 U KINGDOM		243447		1818536	
203 B E AFR				8045	
205 RHOD NYAS		4950		7640	
207 UN SD AFR		5820		36390	
210 G COAST				2184	
215 INDIA		1015		13834	
216 PAKISTAN				1110	
218 MALAYA				15562	
220 BERMUDA		250		9261	
221 B GUIANA				21766	
223 BARBADOS				2620	
224 JAMAICA		1588		14758	
225 TRINIDAD		7240		12483	
227 BAHAMAS		300		1085	
228 LEEWARD IS				2560	
231 HONG KONG		200		19897	
232 MALTA		200		6944	
234 AUSTRALIA		8850		73476	
236 NEW ZEAL		1150		16535	

IMPORTS INTO CANADA FOR CONSUMPTION

Articles and Countries from which Imported	MONTH OF JULY 1955		SEVEN MONTHS ENDED JULY 1955		Class Number
	Quantities	Values (\$)	Quantities	Values (\$)	
304 ARGENTINA		13800		21500	
305 AUSTRIA		16900		80189	
306 BELGIUM		17058		115088	
308 BOLIVIA				3200	
309 BRAZIL		2061		23237	
311 BURMA				2000	
312 CHILE				2475	
313 CHINA				10400	
314 COLOMBIA		2000		5000	
316 CUBA				3500	
317 CZECHOS				560	
318 DENMARK		4670		72272	
320 DOM REP		3800		3800	
322 EGYPT				4775	
324 ESTONIA				1582	
325 ETHIOPIA				1100	
326 FINLAND		1940		7375	
327 FRANCE		38545		161249	
332 FR WIND				1000	
334 ST PIERRE				225	
335 GERMANY W		282775		1409606	
336 GREECE		905		5250	
340 HUNGARY		775		3403	
341 ICELAND				150	
342 IRAN				1500	
343 IRAQ				400	
344 ITALY		9881		65968	
345 LIBYA				2913	
347 JAPAN		1216		14714	
349 LATVIA		650		4590	
352 MEXICO		535		10153	
353 MOROCCO		3175		3475	
354 NETHRLNDS		123964		1151809	
355 INDONESIA				2000	
356 SURINAM				3530	
357 NETH ANT				13000	
359 NDRWAY		6530		32152	
360 ISRAEL		1100		10955	
363 PERU		2100		6735	
365 POLAND		1565		6555	
367 AZORES				100	
372 SPAIN				235	
375 SWEDEN		11045		68250	
376 SWITZRLND		19360		136720	
378 JORDAN				250	
380 USSR				1155	
381 ALASKA				3270	
383 HAWAII		8300		8800	
384 PRICO		1855		1855	
386 URUGUAY		400		400	
387 VENEZUELA		385		34878	
388 YUGO SLAV		200		2300	
389 IRELAND		560		5890	
391 LEBANON		1500		2145	
400 U STATES		1696404		8004911	
SHOW CASES AND METAL PARTS		2550964		13625230	
100 U KINGDOM				1589	9265
335 GERMANY W		1794		7030	
400 U STATES		18558		207027	
SIGNS LETTERS OTHER THAN PAPER		20352		215646	
100 U KINGDOM		10133		26366	9266
231 HONG KONG				105	
306 BELGIUM				979	
327 FRANCE		104		1193	
335 GERMANY W		155		718	
354 NETHRLNDS				3303	
375 SWEDEN				551	
376 SWITZRLND				1087	
400 U STATES		65506		357826	
MEASURING RULES AND TAPES		75898		392128	
100 U KINGDOM		6713		47226	9267
306 BELGIUM		185		185	
317 CZECHOS				715	
318 DENMARK				63	
327 FRANCE		463		602	
335 GERMANY W		6847		22136	
347 JAPAN				237	
354 NETHRLNDS		708		5497	
376 SWITZRLND				317	
400 U STATES		40535		309830	
WASTE AND JUNK N O P		55451		386808	
100 U KINGDOM	CWT				9269
400 U STATES	B4	414	1711	6438	
		14686	8573	94254	41684
		14770	8987	95965	48122
WAX VEGETABLE AND MINERAL NOP	LB				9270
100 U KINGDOM			3232	1603	
223 BARBADOS	420	239	2940	1499	
234 AUSTRALIA	390	118	390	118	
309 BRAZIL	130014	83912	1098229	815383	
316 CUBA			3960	1037	
335 GERMANY W	441	88	4922	2303	
352 MEXICO	1054	645	26514	16204	

IMPORTS INTO CANADA FOR CONSUMPTION

Articles and Countries from which Imported	MONTH OF JULY 1955		SEVEN MONTHS ENDED JULY 1955		Class Number
	Quantities	Values (\$)	Quantities	Values (\$)	
390 GERMANY E			11023	2146	
400 U STATES	31296	11346	472006	240447	
	163615	96348	1623216	1080740	
WAX AND MANUFACTURES N O P					9271
100 U KINGDOM		527		7465	
335 GERMANY W		717		18509	
344 ITALY		375		375	
359 NORWAY				321	
400 U STATES		11977		198898	
		13596		225568	
WHIPS AND PARTS					9272
100 U KINGDOM		140		1562	
234 AUSTRALIA				539	
400 U STATES		641		2213	
		781		4314	
WINDOW CORNICES CORNICE POLES					9273
354 NETHRLNDS		295		295	
400 U STATES		563		1044	
		858		1339	
UNENUMERATED ARTICLES					9274

Value, Price and Volume Indexes of Imports for Consumption

The following table gives index numbers of the declared (statistical) value of imports for consumption by months, and of the unit value (price) and volume of these imports. The value index expresses the value of imports in a given month as a percentage of the monthly average in the base year. The price index is of the fixed-weight aggregative (Laspeyre) type, and combines unit values calculated from the monthly import statistics with specified wholesale or other price quotations. These latter quotations are used where inadequate quantity reporting or insufficiently homogeneous items in the trade statistics prevent the obtaining of sufficiently representative unit value series. The volume index is derived by dividing the value index by the corresponding price index, and is, therefore, of the currently-weighted (Paasche) type. These indexes are computed with 1948 as an interim reference base pending conversion to the Bureau's official post-war reference base (1949).

In computing the price index certain adjustments were made to the regular grouping of commodities used in the trade statistics, and all three indexes are presented on the basis of these adjusted groups. The chief adjustments are as follows: the two groups "agricultural and vegetable products" and "animals and animal products" have been combined into one group now titled "agricultural and animal products"; the sub-group "rubber and its products" (1680-1730) and the item "advertising matter" (4291) have been transferred to the "miscellaneous products" group; the item "arms, etc., British or N.A.T.O. countries" (9196) has been deducted from the "miscellaneous products" total and the grand total; three "ships" items (9155-57) have been transferred to the "iron and steel and their products" group; and a few other adjustments designed to improve group classification by component material have been made.

These indexes are currently computed from the original data for months, quarters and calendar years. Approximate indexes for other periods may be obtained by averaging the monthly values. Although such indexes will be less accurate than would result from a separate computation based on the original data, the margin of error is insufficient to necessitate a lengthy separate computation.

A complete record of these series by months for the post-war period is published in issues of Volume I of the annual report "Trade of Canada". Some additional commodity information appears in issues of the "Review of Foreign Trade". Details of the computation of the price indexes are given in D.B.S. Reference Paper, No. 8, 1950, titled "Export and Import Price Indexes by Months, July, 1945 - June, 1950 (1948 = 100)".

MONTHLY INDEX NUMBERS OF DECLARED VALUES, PRICES AND PHYSICAL VOLUME OF IMPORTS FOR CONSUMPTION, BY GROUPS

Interim base, 1948 = 100

Month	Total			Agricultural and Animal Products			Fibres and Textiles			Wood Products and Paper			
	1953	1954	1955	1953	1954	1955	1953	1954	1955	1953	1954	1955	
INDEX OF DECLARED VALUES													
1	January	147.5	127.2	139.0	104.4	107.1	127.5	130.5	84.2	104.0	185.3	196.4	212.2
2	February	140.5	132.8	139.3	103.4	110.2	97.7	124.0	89.5	100.2	192.1	214.4	238.7
3	March	163.4	160.3	168.6	122.1	130.5	134.4	127.8	108.4	121.5	220.5	248.7	263.4
4	April	177.9	157.8	172.9	132.1	146.9	147.5	129.0	95.5	116.0	234.1	213.8	241.2
5	May	190.5	163.4	195.7	147.3	155.4	161.7	122.1	93.0	112.5	237.6	214.2	275.6
6	June	184.2	188.7	180.6	133.4	170.7	155.0	104.8	105.0	97.8	204.2	251.3	268.7
7	July	182.6	154.3	169.7	135.3	136.4	127.2	107.9	86.0	93.6	214.7	206.4	241.1
8	August	156.2	151.3		115.1	138.5		99.1	99.6		204.1	230.0	
9	September	165.8	145.4		130.0	137.5		93.9	85.6		234.9	228.9	
10	October	161.6	150.8		141.0	153.4		94.8	87.9		253.2	228.8	
11	November	159.5	168.6		146.3	182.3		102.9	103.9		225.9	245.1	
12	December	153.1	152.3		156.1	158.0		88.2	102.0		220.3	225.1	
AI	Annual Index	165.2	154.4		130.5	143.9		110.4	95.1		218.9	225.3	
INDEX OF PRICES													
1	January	108.4	109.4	109.1	98.1	97.1	102.3	102.2	101.1	98.7	115.1	118.0	116.3
2	February	108.1	109.0	109.6	97.9	97.8	101.8	99.7	102.6	97.9	116.8	117.2	117.2
3	March	109.0	108.9	110.3	97.5	100.8	101.4	100.9	99.8	97.9	117.1	117.2	118.4
4	April	109.0	110.1	110.7	98.7	105.4	100.3	99.4	99.2	96.5	116.5	118.1	119.0
5	May	109.3	110.4	109.7	97.3	107.3	97.7	99.5	99.7	96.5	117.3	118.2	119.6
6	June	109.9	110.6	109.8r	98.8	110.2	99.4	100.5	100.2	97.4r	116.8	117.8	118.9
7	July	109.9	110.7	109.4	98.5	112.9	99.2	101.2	99.8	94.9	117.7	117.5	119.1
8	August	110.2	110.3		98.1	113.0		101.0	99.7		117.6	117.4	
9	September	111.0	109.8		97.6	110.0		103.2	99.0		117.8	117.2	
10	October	110.7	109.4		97.3	107.8		101.9	98.2		117.5	117.2	
11	November	110.1	109.1		97.3	103.2		102.2	98.3		117.9	117.2	
12	December	110.0	109.2		97.6	102.9		103.1	99.9		117.3	116.9	
AI	Annual Index	109.4	109.5		97.4	104.4		100.4	99.8		117.1	117.5	
INDEX OF PHYSICAL VOLUME													
1	January	136.1	116.3	127.4	106.4	110.3	124.6	127.7	83.3	105.4	161.0	166.4	182.5
2	February	130.0	121.8	127.1	105.6	112.7	96.0	124.4	87.2	102.3	164.5	182.9	203.7
3	March	149.9	147.2	152.9	125.2	129.5	132.5	126.7	108.6	124.1	188.3	212.2	222.5
4	April	163.2	143.3	156.2	133.8	139.4	147.1	129.8	96.3	120.2	200.9	181.0	202.7
5	May	174.3	148.0	178.4	151.4	144.8	165.5	122.7	93.3	116.6	202.6	181.2	230.4
6	June	167.6	170.6	164.5r	135.0	154.9	155.9	104.3	104.8	100.4r	174.8	213.3	226.0
7	July	167.6	139.4	155.1	137.4	120.8	128.2	106.6	86.2	98.6	182.4	175.7	202.4
8	August	141.7	137.2		117.3	122.6		98.1	99.9		173.6	195.9	
9	September	149.4	132.4		133.2	125.0		91.0	86.5		199.4	195.3	
10	October	146.0	137.8		144.9	142.3		93.0	89.5		215.5	195.2	
11	November	144.9	154.5		150.4	176.6		100.7	105.7		191.6	209.1	
12	December	139.2	139.5		159.9	153.5		85.5	102.1		187.8	192.6	
AI	Annual Index	151.0	141.0		134.0	137.8		110.0	95.3		186.9	191.7	

MONTHLY INDEX NUMBERS OF DECLARED VALUES, PRICES AND PHYSICAL VOLUME OF IMPORTS FOR CONSUMPTION, BY GROUPS

Interim base, 1948 = 100

Iron and Steel and their Products			Non-Ferrous Metals and their Products			Non-Metallic Minerals and their Products			Chemicals and Fertilizers			Miscellaneous Products			
1953	1954	1955	1953	1954	1955	1953	1954	1955	1953	1954	1955	1953	1954	1955	
INDEX OF DECLARED VALUES															
175.3	144.8	152.7	205.3	202.6	228.5	90.4	86.3	79.4	171.5	149.3	173.2	294.9	227.5	268.5	1
170.2	158.5	155.9	176.5	192.5	203.1	86.4	78.0	78.0	159.4	157.6	166.4	268.0	263.9	300.1	2
209.3	198.1	205.0	223.2	221.5	242.7	89.6	83.9	87.6	182.8	194.0	208.6	313.4	344.0	357.0	3
229.0	198.0	210.6	240.6	213.9	225.5	90.8	81.3	91.2	200.3	181.7	203.6	394.3	330.8	398.8	4
239.9	199.4	236.9	263.2	212.0	253.1	111.5	90.8	115.9	206.8	191.1	238.8	421.2	361.0	461.5	5
243.1	222.8	219.7	240.8	247.2	239.9	118.8	122.3	113.7	196.2	221.4	226.4	388.5	410.9	372.8	6
223.4	172.2	202.9	257.8	223.5	211.6	127.4	107.2	105.6	192.3	179.0	212.1	371.3	347.1	441.9	7
174.0	147.5		226.1	225.6		118.2	102.0		171.6	182.3		357.6	391.7		8
175.1	135.6		272.2	257.5		123.3	104.3		203.5	186.0		384.6	339.6		9
160.5	133.2		276.9	285.5		121.7	106.5		190.9	201.5		357.0	347.7		10
158.5	151.2		268.0	281.6		119.5	117.9		187.3	210.5		331.3	397.1		11
166.7	149.9		235.2	264.6		104.4	102.5		171.0	171.5		292.9	305.1		12
194.2	167.6		240.5	235.7		108.5	98.6		186.2	185.5		347.9	338.9		AI
INDEX OF PRICES															
117.0	120.6	120.4	119.9	118.2	121.0	102.8	106.3	100.7	107.4	108.9	108.1	113.1	102.7	111.6	1
117.9	119.7	121.9	120.8	117.5	122.6	101.1	105.1	100.5	107.3	108.2	108.0	114.7	101.8	114.8	2
118.7	120.2	123.2	120.6	118.1	123.6	102.9	102.8	100.9	108.1	110.1	108.8	116.6	102.5	117.9	3
119.1	121.3	123.6	119.9	119.8	124.7	103.3	103.3	102.8	108.7	109.5	109.3	114.0	102.4	119.1	4
120.3	121.3	123.7	121.7	120.5	124.1	103.3	102.8	100.6	108.9	109.0	110.1	113.7	103.4	116.8	5
120.6	120.9	123.7	121.3	120.9	125.3	104.6	102.2	99.7r	110.9	108.5	109.8r	111.8	104.3	115.3r	6
121.0	120.2	123.9	118.8	120.4	124.6	104.3	101.7	99.3	109.7	108.1	109.8	111.5	104.9	115.5	7
121.2	119.7		119.3	120.1		106.2	100.9		109.9	106.6		110.3	105.5		8
121.9	119.9		118.6	119.8		108.0	100.3		110.8	107.1		109.1	107.5		9
121.8	120.0		118.4	120.4		108.0	100.3		110.1	107.7		109.2	107.1		10
121.2	120.2		117.6	120.4		106.9	101.6		110.2	108.5		106.5	107.5		11
120.6	120.2		117.9	120.5		107.4	100.6		109.7	108.4		103.8	110.5		12
120.1	120.4		119.7	120.4		104.8	102.1		109.4	108.1		111.0	105.3		AI
INDEX OF PHYSICAL VOLUME															
149.8	120.1	126.8	171.2	171.4	188.8	87.9	81.2	78.8	159.7	137.1	160.2	260.7	221.5	240.6	1
144.4	132.4	127.9	146.1	163.8	165.7	85.5	74.2	77.6	148.6	145.7	154.1	233.7	259.2	261.4	2
176.3	164.8	166.4	185.1	187.6	196.4	87.1	81.6	86.8	169.1	176.2	191.7	268.8	335.6	302.8	3
192.3	163.2	170.4	200.7	178.5	180.8	87.9	78.7	88.7	184.3	165.9	186.3	345.9	323.0	334.8	4
199.4	164.4	191.5	216.3	175.9	203.9	107.9	88.3	115.2	189.9	175.3	216.9	370.4	349.1	395.1	5
201.6	184.3	177.6	198.5	204.5	191.5	113.6	119.7	114.0r	176.9	204.1	206.2r	347.5	394.0	323.3r	6
188.8	143.3	163.8	217.0	185.6	169.8	122.1	105.4	106.3	175.3	165.6	193.2	333.0	330.9	382.6	7
143.6	123.2		189.5	187.8		111.3	101.1		156.1	171.0		324.2	371.3		8
143.6	113.1		229.5	214.9		114.2	104.0		183.7	173.7		352.5	315.9		9
131.8	111.0		233.9	237.1		112.7	106.2		173.4	187.1		326.9	324.6		10
130.8	125.8		227.9	233.9		111.8	116.0		170.0	194.0		311.1	369.3		11
138.2	124.7		199.5	219.6		97.2	101.9		155.9	158.2		282.2	276.1		12
161.7	139.2		200.9	195.8		103.5	96.6		170.2	171.6		313.4	321.8		AI

IMPORTS INTO CANADA FOR CONSUMPTION

Changes affecting Previous Reports
Cumulative totals adjusted in August Report

1955
Import
List No. 9

MONTH OF JULY, 1955

Class Number

2132 - Deduct from Norway	76,000 lb.	-
3360 - Deduct from United States	11,479 lb.	\$ 4,774
3367 - Add to United States	11,479 lb.	\$ 4,774
7097 - Deduct from United States	8,492 sq.ft.	\$ 2,622
7100 - Add to United States	8,492 sq.ft.	\$ 2,622

DOMINION BUREAU OF STATISTICS
International Trade Division
External Trade Section

TRADE OF CANADA

IMPORTS

AUGUST, 1955

AND

EIGHT MONTHS ENDED AUGUST, 1955

Published by Authority of

The Right Honourable C. D. Howe, Minister of Trade and Commerce

TABLE OF CONTENTS

	Page
EXPLANATORY NOTES	2
KEY TO ABBREVIATIONS OF COUNTRIES	3
SUMMARY TABLES:	
Imports into Canada for Consumption, by Countries ...	4
Imports into Canada for Consumption, by Main Groups	6
DETAILED TABLES:	
Imports for Consumption, by Articles and Countries:	
Agricultural and Vegetable Products (except Chemicals Fibres and Wood):	Class Number
A - Mainly Food	1 to 390
B - Other than Food	1501 to 1846
Animals and Animal Products (except Chemicals and Fibres)	2012 to 2348
Fibres, Textiles and Textile Products	3001 to 3576
Wood, Wood Products and Paper	4002 to 4311
Iron and Its products	5001 to 5733
Non-Ferrous Metals and Their Products (except Gold)	6001 to 6257
Non-Metallic Minerals and Their Products (except Chemicals)	7001 to 7304
Chemicals and Allied Products	8001 to 8950
Miscellaneous Commodities	9000 to 9279

VALUE AND VOLUME at end of report

EXPLANATORY NOTES

1. In all the tables of imports in this Report, the quantities and values are based upon the declarations of importers (import entries), as subsequently checked by Customs officials.
2. Weight, where shown is the net weight of the goods, that is, it excludes the weight of the covers or receptacles, except in cases of certain goods, as provided in the Customs Tariff.
3. The expression "ton" means 2,000 pounds, and "cwt." 100 pounds, avoirdupois. Where other units of quantity are used, Imperial standards apply.
4. In this Report are trade items such as "Engines, gas, n.o.p., and parts", which show both quantities and values. In the item "Engines, gas, n.o.p., and parts", the quantity represents the number of complete gas engines only, while the value represents not only the value of the specified number of complete gas engines but also the value of all kinds of "Parts" of gas engines; therefore, in this item, and in similar items, the average value per unit cannot be ascertained.
5. "Imports" means "Imports entered for Consumption". "Entered for Consumption" does not imply that the goods have been actually consumed in Canada, but that they have passed into the custody of the importer and that duty has been paid on the dutiable portion.
6. For statistical purposes, the value of merchandise imported, as shown in this Report, is the value as determined for Customs duty purposes. In most cases, this would be the invoice value of the goods converted to Canadian dollars at authorized exchange ratios. The value does not include charges such as freight, insurance, handling, duties or taxes.
7. Imports into Canada are classified as received from the countries whence they were consigned to Canada. The countries of consignment are the countries from which the goods have come, without interruption of transit, except in the course of transshipment or transfer from one conveyance to another. The countries whence goods are consigned are not necessarily the countries of actual origin, since goods produced in one country may be purchased by a firm in another country and thence despatched, after a longer or shorter interval, to Canada. In such cases the second country would be the country of consignment to which the goods would be credited. An example is the case of tea grown in the Orient but purchased in the bonded market in London, England; Canadian statistics record such imports as coming from the United Kingdom.
8. The initials "N.O.P." mean "not otherwise provided for".
9. Some of the descriptions of articles used in this Report are abbreviated and incomplete due to lack of space and mechanical limitations. Full descriptions are shown in the annual printed report of the Trade of Canada.
10. Throughout this Report, figures are subject to revision.
11. The Foreign Trade of Newfoundland is included as from April 1, 1949.

KEY TO ABBREVIATIONS OF COUNTRIES

Note:— The classification of Countries with a statement of the territorial limits used for statistical purposes will be found in Volume I of the Annual Report of the Trade of Canada.

Aden	Aden	Iran	Iran
Afghan	Afghanistan	Iraq	Iraq
Alaska	Alaska	Ireland	Ireland
Albania	Albania	Israel	Israel
Virgin Is	American Virgin Islands	Ital Afr	Italian Africa
A E Sudan	Anglo-Egyptian Sudan	Italy	Italy
Arabia	Arabia	Jamaica	Jamaica
Argentina	Argentina	Japan	Japan
Australia	Australia	Jordan	Jordan
Austria	Austria	Korea	Korea
Azores	Azores and Madeira	Latvia	Latvia
Bahamas	Bahamas	Lebanon	Lebanon
Barbados	Barbados	Leew Wind	Leeward and Windward Islands
Bel Congo	Belgian Congo	Liberia	Liberia
Belgium	Belgium and Luxembourg	Libya	Libya
Bermuda	Bermuda	Lithuania	Lithuania
Bolivia	Bolivia	Madagascar	Madagascar
Brazil	Brazil	Malaya	Malaya and Singapore
B E Afr	British East Africa	Malta	Malta
B Guiana	British Guiana	Mexico	Mexico
B Hond	British Honduras	Morocco	Morocco
Bulgaria	Bulgaria	Nethrlnds	Netherlands
Burma	Burma	Neth Ant	Netherlands Antilles
Canary Is	Canary Islands	New Zeal	New Zealand
Ceylon	Ceylon	Nicaragua	Nicaragua
Chile	Chile	Nigeria	Nigeria
China	China, except Taiwan	Norway	Norway
Colombia	Colombia	B E I Other	Other British East Indies
C Rica	Costa Rica	B Oceania	Other British Oceania
Cuba	Cuba	B S A Other	Other British South Africa
Czecho S	Czechoslovakia	B W A Other	Other British West Africa
Denmark	Denmark	Pakistan	Pakistan
Dom Rep	Dominican Republic	Panama	Panama
Ecuador	Ecuador	Paraguay	Paraguay
Egypt	Egypt	Peru	Peru
El Salvd	El Salvador	Phil	Philippines
Estonia	Estonia	Poland	Poland
Ethiopia	Ethiopia	Portugal	Portugal
Falkland	Falkland Islands	Port E AF	Portuguese East Africa
Finland	Finland	Port W AF	Portuguese West Africa
Fiji	Fiji	Port Asia	Portuguese Asia
France	France	P Rico	Puerto Rico
Fr Africa	French Africa	Rhod Nyas	Rhodesia and Nyasaland
Fr E Ind	French East Indies	Roumania	Roumania
Fr Guiana	French Guiana	U S S R	U.S.S.R. (Russia)
Fr Oceana	French Oceania	S Leone	Sierra Leone
Fr W Ind	French West Indies	Spain	Spain
Gambia	Gambia	Span Afr	Spanish Africa
Germany E	Germany, Eastern	St. Pierre	St. Pierre and Miquelon
Germany W	Germany, Federal Republic of	Surinam	Surinam
Gibraltar	Gibraltar	Sweden	Sweden
G Coast	Gold Coast	Switzrlnd	Switzerland
Greece	Greece	Syria	Syria
Greenland	Greenland	Taiwan	Taiwan (Formosa)
Guatemala	Guatemala	Thailand	Thailand (Siam)
Haiti	Haiti (Republic of)	Trinidad	Trinidad and Tobago
Hawaii	Hawaii	Turkey	Turkey
Honduras	Honduras	Un So Afr	Union of South Africa
Hong Kong	Hong Kong	U Kingdom	United Kingdom
Hungary	Hungary	U States	United States
Iceland	Iceland	U S Ocea	United States Oceania
India	India	Uruguay	Uruguay
Indonesia	Indonesia	Venezuela	Venezuela
		Yugo Slav	Yugoslavia

Countries	Month of August		Eight months ended August	
	1954	1955	1954	1955
	\$	\$	\$	\$
Commonwealth Countries				
United Kingdom	31,145,635	45,426,375	270,263,538	261,867,874
Aden	5,776	2,604	76,048	23,150
British East Africa	603,292	454,609	7,778,283	5,885,468
Rhodesia and Nyasaland	475	6,433	1,040,401	190,633
Union of South Africa	1,422,252	975,359	4,121,315	4,034,408
Other British South Africa	1,070	-	2,628	104
Gambia	-	-	-	-
Gold Coast	253,940	884,838	1,961,840	2,373,007
Nigeria	79,069	81,660	851,881	824,432
Sierra Leone	-	1,395	7,398	7,517
Other British West Africa	-	-	500	-
Anglo-Egyptian Sudan	6,946	6,987	16,016	55,807
India	3,227,459	2,303,769	19,464,512	23,065,385
Pakistan	30,540	203,927	383,758	687,304
Ceylon	1,061,539	1,246,314	8,691,835	10,067,402
Malaya and Singapore	1,432,904	2,293,530	12,168,871	17,477,915
Other British East Indies	16,418	6,905	134,339	53,402
Bermuda	15,726	14,053	329,822	169,238
British Guiana	2,203,900	1,303,162	10,684,103	8,323,246
British Honduras	53,049	11,682	115,801	80,220
Barbados	1,198,846	1,488,727	4,852,009	7,451,589
Jamaica	1,305,648	1,658,425	10,598,190	11,331,899
Trinidad and Tobago	822,206	656,182	6,946,350	6,836,464
Bahamas	33,387	3,294	229,057	156,818
Leeward and Windward Islands	186,833	16,531	1,178,811	2,344,427
Falkland Islands	-	-	-	-
Gibraltar	609	47	609	72
Hong Kong	285,815	501,548	2,698,502	4,009,522
Malta	4,308	3,543	38,978	28,467
Australia	1,620,777	1,890,689	10,626,173	11,887,329
Fiji	1,635,161	810,285	3,997,011	2,427,480
New Zealand	106,161	1,611,233	5,729,686	9,913,392
Other British Oceania	-	-	-	-
Total Commonwealth Countries	48,759,741	63,864,106	384,988,265	391,573,971
Foreign Countries				
Afghanistan	-	135	9,232	248
Albania	-	-	-	-
Arabia	9,036	704,710	1,210,404	4,928,107
Argentina	192,301	480,812	1,758,405	2,683,453
Austria	235,164	230,009	2,093,142	1,773,055
Belgium and Luxembourg	1,952,987	2,070,089	16,165,167	15,784,774
Belgian Congo	72,031	35,341	1,332,296	1,727,942
Bolivia	-	-	260,616	3,200
Brazil	1,912,137	3,433,459	19,803,673	18,237,487
Bulgaria	-	-	88	689
Burma	-	27	79,427	6,727
Chile	1,656	1,102	222,975	234,048
China, (except Taiwan)	34,324	195,537	1,484,687	2,206,648
Taiwan	6,263	200	60,468	85,078
Colombia	1,777,598	1,790,437	16,644,809	12,581,462
Costa Rica	695,114	617,130	5,313,964	4,108,551
Cuba	1,250,793	930,910	8,195,683	7,245,371
Czechoslovakia	122,806	271,295	1,165,527	1,762,811
Denmark	244,829	226,040	1,939,942	2,147,493
Greenland	2,025	1,666	7,624	8,984
Dominican Republic	77,886	56,047	1,471,839	1,322,434
Ecuador	327,257	489,278	1,979,135	3,895,599
Egypt	3,068	2,071	293,945	259,788
El Salvador	86,688	785	673,256	2,221,019
Estonia	564	385	4,604	1,967
Ethiopia	-	5,637	21,298	34,285
Finland	41,847	49,152	342,713	233,426
France	1,833,460	2,289,403	13,470,441	14,801,499
French Africa	208,487	451,231	1,896,281	2,144,899
French East Indies	6,015	-	19,991	32,168
French Guiana	-	-	-	25
French Oceania	-	-	3,000	-
French West Indies	35	-	435	57,790
Madagascar	9,972	329	256,756	12,920
St. Pierre and Miquelon	2,505	8,102	16,388	22,712

Countries	Month of August		Eight months ended August	
	1954	1955	1954	1955
	\$	\$	\$	\$
Foreign Countries - Concluded				
Germany, Federal Republic of	5,386,285	5,642,233	27,281,204	32,032,550
Germany, Eastern	52,826	79,171	285,700	332,971
Greece	17,031	14,538	154,767	162,948
Guatemala	854,422	429,040	3,947,997	3,819,707
Haiti	223,870	104,431	1,067,364	924,095
Honduras	282,937	188,773	2,178,919	1,115,987
Hungary	13,004	8,501	161,448	73,194
Iceland	692	391	55,472	6,707
Iran	23,144	18,117	938,344	1,018,842
Iraq	100	60	10,323	532,970
Ireland	10,665	11,336	1,018,722	197,389
Italy	983,036	1,555,149	8,047,365	10,115,539
Italian Africa	-	-	-	-
Libya	-	-	72	2,913
Japan	1,903,452	4,008,595	10,242,416	20,689,056
Korea	222	110	165,566	221,325
Latvia	190	-	4,435	4,590
Liberia	2,703	-	135,202	-
Lithuania	-	-	1,625	-
Mexico	677,085	1,814,826	10,702,455	13,652,486
Morocco	15,353	12,190	118,914	107,839
Netherlands	1,919,067	1,790,119	14,018,391	11,793,084
Indonesia	17,698	54,024	380,290	859,589
Surinam	288,250	472,937	1,627,343	2,049,148
Netherlands Antilles	1,982,493	3,587,859	9,909,635	17,867,849
Nicaragua	11,668	569,010	144,149	1,122,411
Norway	142,979	208,787	1,352,310	1,472,511
Israel	39,216	82,635	698,881	764,888
Panama	516,346	893,991	3,830,296	5,850,397
Paraguay	40,788	23,557	320,197	158,662
Peru	5,961	65,024	1,805,527	479,388
Philippines	686,799	77,197	2,766,995	1,144,877
Poland	25,480	159,553	262,162	381,798
Portugal	124,766	173,084	938,039	1,129,272
Azores and Madeira	14,448	30,645	110,014	130,660
Portuguese East Africa	896	-	28,687	38,925
Portuguese West Africa	-	-	161,966	21,336
Portuguese Asia	-	-	697	-
Roumania	-	400	3,134	400
Thailand	13,828	5,988	386,011	510,973
Spain	316,066	503,505	3,871,394	3,729,807
Canary Islands	2,912	-	17,012	18,950
Spanish Africa	-	-	-	15,857
Sweden	627,516	1,175,242	5,672,725	7,513,954
Switzerland	1,527,698	1,594,084	12,567,194	11,139,848
Lebanon	2,198,866	2,831,422	11,476,987	10,835,511
Syria	7,253	4,302	16,566	323,888
Jordan	-	457	-	1,238
Turkey	16,121	20,776	353,489	513,978
U.S.S.R. (Russia)	45,673	4,561	220,720	116,365
United States	238,936,902	301,691,273	1,982,274,807	2,225,319,490
Alaska	1,305,721	454,708	5,390,417	2,770,164
American Virgin Islands	-	-	44	181
Hawaii	761,586	409,903	3,296,030	2,032,449
Puerto Rico	43,866	136,258	980,611	608,859
United States Oceania	-	-	-	-
Uruguay	38,080	24,436	703,806	309,197
Venezuela	13,221,337	20,658,032	111,140,946	123,333,754
Yugoslavia	6,679	33,494	126,552	370,284
Total Foreign Countries	286,440,824	365,966,043	2,341,570,545	2,620,307,709
GRAND TOTAL	335,200,565	429,830,149	2,726,558,810	3,011,881,680

IMPORTS INTO CANADA FOR CONSUMPTION FROM ALL COUNTRIES, FROM THE UNITED KINGDOM
 AND FROM THE UNITED STATES, BY MAIN GROUPS (EXCLUDING GOLD)

Main Groups	Month of August		Eight months ended August	
	1954	1955	1954	1955
	\$	\$	\$	\$
<u>ALL COUNTRIES</u>				
Agricultural and Vegetable Products (except Chemicals, Fibres and Wood)	43,124,955	45,264,395	341,643,010	356,724,255
Animals and Animal Products (except Chemicals and Fibres)	6,577,902	9,354,018	55,776,402	66,771,180
Fibres, Textiles and Textile Products	29,093,180	34,253,011	222,427,333	252,184,320
Wood, Wood Products and Paper	14,071,494	17,999,402	109,033,544	124,531,455
Iron and Its Products	97,555,858	137,485,356	945,970,915	1,044,521,674
Non-Ferrous Metals and Their Products	28,002,640	35,581,119	219,888,576	238,806,476
Non-Metallic Minerals and Their Products (except Chemicals)	52,086,666	70,873,781	380,566,150	410,398,614
Chemicals and Allied Products	17,596,832	22,620,365	144,542,745	165,102,850
Miscellaneous Commodities	47,091,038	56,398,702	306,710,135	352,840,856
Total	335,200,565	429,830,149	2,726,558,810	3,011,881,680
<u>UNITED KINGDOM</u>				
Agricultural and Vegetable Products (except Chemicals, Fibres and Wood)	2,123,380	2,656,985	16,014,882	16,726,849
Animals and Animal Products (except Chemicals and Fibres)	975,750	1,546,132	7,185,341	7,820,685
Fibres, Textiles and Textile Products	8,505,650	10,430,151	62,676,275	64,904,046
Wood, Wood Products and Paper	447,210	586,293	3,154,920	3,573,742
Iron and Its Products	9,021,074	12,038,805	98,158,359	75,358,916
Non-Ferrous Metals and Their Products	2,883,314	6,355,447	31,133,724	31,978,154
Non-Metallic Minerals and Their Products (except Chemicals)	2,820,240	4,242,743	18,476,118	20,082,329
Chemicals and Allied Products	1,614,829	2,361,316	12,003,595	14,309,040
Miscellaneous Commodities	2,754,188	5,208,503	21,460,324	27,114,113
Total	31,145,635	45,426,375	270,263,538	261,867,874
<u>UNITED STATES</u>				
Agricultural and Vegetable Products (except Chemicals, Fibres and Wood)	20,037,255	21,268,530	159,759,749	172,772,248
Animals and Animal Products (except Chemicals and Fibres)	4,038,790	4,728,279	34,277,911	41,370,448
Fibres, Textiles and Textile Products	14,369,857	15,224,074	116,711,919	131,586,774
Wood, Wood Products and Paper	12,658,896	15,887,940	99,234,224	112,704,110
Iron and Its Products	83,630,926	120,456,065	816,578,562	934,446,791
Non-Ferrous Metals and Their Products	20,053,791	22,845,345	161,441,453	175,787,583
Non-Metallic Minerals and Their Products (except Chemicals)	29,191,304	35,401,558	210,410,916	212,851,328
Chemicals and Allied Products	15,034,556	18,544,315	125,917,839	142,049,701
Miscellaneous Commodities	39,921,527	47,335,167	257,942,234	301,750,507
Total	238,936,902	301,691,273	1,982,274,807	2,225,319,490

IMPORTS INTO CANADA FOR CONSUMPTION

Articles and Countries from which Imported	MONTH OF AUGUST 1955		EIGHT MONTHS ENDED AUGUST 1955		Class Number
	Quantities	Values (\$)	Quantities	Values (\$)	
GROUP 1					
AGRICULTURAL PRODUCTS					
A MAINLY FOOD					
APPLES FRESH	236 NEW ZEAL	LB	1379700	105417	1
	400 U STATES	2205091	139612	34533202	1977949
		2205091	139612	35912902	2083366
APRICOTS QUINCES FRESH	312 CHILE	LB	8780	1499	2
	400 U STATES	5917555	269269	7093737	388893
		5917555	269269	7102517	390392
BANANAS	222 B HOND	CMT	10	130	3
	314 COLOMBIA		2433	18206	
	315 C RICA		63721	516624	
	316 CUBA			290	2631
	320 DOM REP		4807	34162	22508
	321 ECUADOR		53514	393924	454363
	337 GUATEMALA		50574	391507	201337
	338 HAITI		453	4788	976
	339 HONDURAS		21599	161488	144182
	361 PANAMA		113151	888659	715576
	400 U STATES		44	597	1438
			310306	2410085	2075722
CHERRIES FRESH	400 U STATES	LB	720963	154271	2817871
			720963	154271	2817871
CRANBERRIES FRESH	400 U STATES	LB	30000	4752	90313
			30000	4752	90313
GRAPEFRUIT FRESH	100 U KINGDOM	LB		1020	88
	224 JAMAICA			11536	879
	231 HONG KONG			2910	276
	339 HONDURAS		341456	15881	341456
	360 ISRAEL			132000	6891
	400 U STATES		5928199	296956	92600485
			6269655	312837	93089407
GRAPES FRESH	207 UN SO AFR	LB		195720	20698
	304 ARGENTINA			10110	2390
	312 CHILE			434369	88379
	400 U STATES		10122162	863696	29042055
			10122162	863696	29682254
GUAVAS MANGOES PLANTAINS FRESH	400 U STATES			172	3283
				172	3283
LEMONS FRESH	352 MEXICO	BOX		300	960
	360 ISRAEL			1500	6528
	400 U STATES		44061	247939	309897
			44061	247939	311697
LIMES FRESH	400 U STATES	BOX		19505	69464
			4929	16195	19505
MUSKMELONS CANTAL OUPES FRESH	312 CHILE	LB		205886	15835
	352 MEXICO		17728	857	1593283
	400 U STATES		5127903	185633	18514279
			5145631	186490	20313448
MELONS FRESH N O P	316 CUBA	ND		525	999
	352 MEXICO		7930	2005	315960
	400 U STATES		834698	231663	3367839
			842628	233668	3684324
ORANGES MANDARINES FRESH	100 U KINGDOM	CU FT		20	51
	225 TRINIDAD			2148	5027
	231 HONG KONG			378	1531
	344 ITALY			2000	3541
	347 JAPAN			4349	9143
	352 MEXICO			34104	51836
	360 ISRAEL			24194	59048
	372 SPAIN			67347	91567
	400 U STATES		815155	1602871	7500704
			815155	1602871	7635244
PEACHES FRESH	312 CHILE	LB		4627	843
	400 U STATES		6304748	448214	9485834
			6304748	448214	9490461
PEARS FRESH	304 ARGENTINA	LB		54844	9133
	400 U STATES		7788590	599385	10772654
			7788590	599385	10827498
PINEAPPLES FRESH	316 CUBA	CRATE		123	338
	352 MEXICO			1370	5419
	383 HAWAII			423	1737
	384 P RICO				

IMPORTS INTO CANADA FOR CONSUMPTION

Articles and Countries from which Imported	MONTH OF AUGUST 1955		EIGHT MONTHS ENDED AUGUST 1955		Class Number
	Quantities	Values (\$)	Quantities	Values (\$)	
400 U STATES	50	197	8348	30134	
PLUMS OR PRUNES FRESH	1966	7691	188964	655417	17
312 CHILE			12860	2300	
400 U STATES	2811092	261053	9418314	1035312	
BERRIES FRESH N O P	2811092	261053	9431174	1037612	18
234 AUSTRALIA	LB 3600	792	3600	792	
400 U STATES	64964	11256	490550	88329	
STRAWBERRIES FRESH	66564	12048	494150	89121	19
400 U STATES	LB 2432166	481640	8267950	1706176	
FRESH FRUITS N O P	2432166	481640	8267950	1706176	20
383 HAWAII		394		3264	
400 U STATES		4959		71212	
APPLES DRIED		5353		74476	31
354 NETHRLNDS	LB		2500	703	
400 U STATES	83745	21599	426081	41039	
APRICOTS NECTARINES DRIED	83745	21599	428581	41742	32
207 UN SO AFR	LB		6250	2690	
234 AUSTRALIA	21875	6893	238720	78409	
372 SPAIN			53251	7881	
400 U STATES	24609	12099	347493	181270	
BANANAS DRIED	46484	18992	645714	270250	33
309 BRAZIL	LB		8089	8206	
CURRENTS DRIED			8089	8206	34
234 AUSTRALIA	LB 1325840	189802	2512128	341169	
400 U STATES	22150	3432	94143	15053	
DATES	1347990	193234	2606271	356222	36
100 U KINGDOM	LB 1200	162	1049240	85017	
231 HONG KONG			6273	2272	
306 BELGIUM	195676	14976	195676	14976	
342 IRAN			5511042	456591	
343 IRAQ			7264500	532493	
400 U STATES	2080	397	1013559	118251	
FIGS DRIED AND FIG PASTE	198956	15535	15040290	1209600	37
379 TURKEY	LB		1342220	123344	
400 U STATES	51845	9747	782017	134510	
PEACHES DRIED	51845	9747	2124237	257854	38
234 AUSTRALIA	LB		24303	3182	
400 U STATES	29749	7137	169916	42411	
PRUNES OR PLUMS DRIED UNPITTED	29749	7137	194219	45593	39
231 HONG KONG	LB		948	317	
400 U STATES	859990	157496	7898484	1465739	
PEARS DRIED	859990	157496	7899432	1466056	40
400 U STATES	LB		2230	726	
RAISINS	2230	726	42103	14474	41
234 AUSTRALIA	LB 2559680	370273	8521765	1233079	
372 SPAIN			9369	473	
400 U STATES	1543850	201431	8837577	1119216	
FRUITS DRIED N O P	4103530	571704	17368711	2352768	42
231 HONG KONG	LB 1176	546	9166	4198	
347 JAPAN			180	90	
353 MOROCCO			40000	5838	
400 U STATES	6799	2369	183271	64684	
RASPBERRIES FROZEN 1 LB OR LESS	7975	2915	232617	74810	43
400 U STATES	LB 4500	1427	83699	25991	
RASPBERRIES FROZEN OVER 1 LB	4500	1427	83699	25991	44
354 NETHRLNDS	LB 2650	330	3180	395	
400 U STATES	1400	286	1400	286	
STRAWBERRIES FROZEN 1 LB OR LESS	4050	616	4580	681	45
400 U STATES	LB 55713	16706	433792	128499	
STRAWBERRIES FROZEN OVER 1 LB	55713	16706	433792	128499	46
354 NETHRLNDS	LB 452181	70336	609191	102413	
400 U STATES	282054	58992	899695	194588	
FRUITS N O P FROZEN 1 LB OR LESS	734235	129328	1508886	297001	47
400 U STATES	LB		1344	463	
FRUITS N O P FROZEN OVER 1 LB	1344	463	95095	16081	48
354 NETHRLNDS	LB		3438	472	
400 U STATES	188210	20916	831106	105259	
APRICOTS CANNED	188210	20916	834544	105731	49
100 U KINGDOM	LB 17510	2308	55805	7430	
207 UN SO AFR			651010	94764	
234 AUSTRALIA	214531	30141	550141	74001	
400 U STATES	818489	107642	1886222	254960	
	1050530	140091	3143178	431155	

IMPORTS INTO CANADA FOR CONSUMPTION

Articles and Countries from which Imported	MONTH OF AUGUST 1955		EIGHT MONTHS ENDED AUGUST 1955		Class Number
	Quantities	Values (\$)	Quantities	Values (\$)	
PEACHES CANNED	LB				50
234 AUSTRALIA	229599	34833	964440	132212	
400 U STATES	990720	122777	4578063	557740	
	1220319	157610	5542503	689952	
CHERRIES SULPHURED OR IN BRINE	LB				51
344 ITALY	933710	115063	2436869	342673	
	933710	115063	2436869	342673	
OLIVES SULPHURED OR IN BRINE	LB				52
328 FR AFRICA	22000	3000	346774	33783	
336 GREECE	25259	4151	202154	34664	
344 ITALY			3307	840	
353 MOROCCO			5000	1108	
363 PERU			1053	313	
366 PORTUGAL			53956	7591	
372 SPAIN	427355	110614	3380238	802859	
383 HAWAII			4315	743	
384 P RICO	32500	2635	32500	2635	
400 U STATES	58720	13040	956369	187417	
	565834	133440	4985666	1071953	
LEMON ORANGE GRAPE FRUIT RINDS					53
100 U KINGDOM				395	
231 HONG KONG				1696	
316 CUBA		3564		3564	
344 ITALY		2878		57090	
384 P RICO		8623		16447	
400 U STATES		4046		16163	
		19111		95355	
PEARS IN CANS	LB				55
234 AUSTRALIA	103341	10823	346169	44702	
400 U STATES	151396	20573	1364636	200894	
	254737	31396	1710805	245596	
PINEAPPLE IN CANS	LB				56
218 MALAYA	122160	14014	464940	51079	
234 AUSTRALIA	447150	79919	2244873	341873	
316 CUBA	21625	2153	97375	9773	
352 MEXICO	1305819	137228	3991245	411424	
383 HAWAII	2102497	287286	9728437	1326125	
393 TAIWAN			55500	4047	
400 U STATES	222632	30178	492058	66604	
	4221883	550778	17074428	2210925	
FRUITS IN CANS N O P	LB				57
100 U KINGDOM			360	84	
231 HONG KONG	1750	262	7951	1446	
234 AUSTRALIA	25650	5114	170379	23896	
335 GERMANY W			265	71	
344 ITALY	1929	355	1929	355	
347 JAPAN	113562	13508	1306047	160921	
354 NETHRLNDS	205959	29566	508237	70720	
375 SWEDEN	2811	398	7536	1511	
383 HAWAII			2550	545	
400 U STATES	418158	41457	2786272	290055	
	769819	90660	4791526	549604	
FRUITS NUTS PICKLED PRESERVED	GAL				60
100 U KINGDOM	740	2017	3729	9323	
215 INDIA	145	427	3432	7605	
223 BARBADOS			3442	1380	
224 JAMAICA	78	222	78	222	
231 HONG KONG	859	1902	3988	9758	
316 CUBA	15225	13653	42469	43130	
318 DENMARK			14	110	
327 FRANCE			44	197	
336 GREECE	1000	1909	1056	2020	
344 ITALY			800	718	
347 JAPAN	41	129	127	357	
353 MOROCCO	500	679	2617	4026	
354 NETHRLNDS			6067	2547	
372 SPAIN			300	938	
384 P RICO	660	520	660	520	
400 U STATES	737	1956	19142	26452	
	19985	23414	87965	109303	
FRUIT PULP N O P	LB				61
100 U KINGDOM			396650	55374	
207 UN SO AFR			87440	9374	
231 HONG KONG			1540	317	
234 AUSTRALIA			595902	89061	
316 CUBA	50388	4836	391713	33979	
344 ITALY	4585	208	23115	1277	
352 MEXICO	360065	33766	1287860	122392	
354 NETHRLNDS	783354	79498	1146047	118046	
372 SPAIN	220486	10844	356978	18391	
383 HAWAII	82518	10160	244948	27986	
389 IRELAND	10928	504	10928	504	
393 TAIWAN			19125	1360	
400 U STATES	40140	4291	242020	31069	
	1552464	144107	4804266	509130	
JELLIES JAMS MARMALADES	LB				62
100 U KINGDOM	533514	90456	2772884	467833	
221 B GUIANA			320	283	
224 JAMAICA	468	87	8868	1248	
231 HONG KONG	1100	188	2300	448	
306 BELGIUM	476	108	1960	469	
318 DENMARK			3487	774	
327 FRANCE			950	161	
328 FR AFRICA			11243	1242	
344 ITALY	753	115	1106	242	

IMPORTS INTO CANADA FOR CONSUMPTION

Articles and Countries from which Imported	MONTH OF AUGUST 1955		EIGHT MONTHS ENDED AUGUST 1955		Class Number
	Quantities	Values (\$)	Quantities	Values (\$)	
354 NETHRLNDS	5478	894	26166	4141	
359 NORWAY			1853	277	
375 SWEDEN			3137	695	
376 SWITZRLND			903	354	
383 HAWAII			158	54	
400 U STATES	13624	5277	148813	42751	
GRAPEFRUIT ORANGE LEMON PULP	555413	97125	2984148	520972	63
224 JAMAICA	30763	966	115999	3271	
344 ITALY			20392	954	
372 SPAIN	44499	2128	99471	4856	
400 U STATES			46531	4308	
MIXED FRUITS IN CANS	75262	3094	282393	13389	64
100 U KINGDOM			5074	912	
234 AUSTRALIA	562	107	73727	11830	
383 HAWAII			11401	1490	
400 U STATES	3289256	458319	23591740	3260589	
ORANGE JUICE CONCENTRATED FROZ	3289818	458426	23681942	3274821	65
400 U STATES	177286	519823	1295898	3357572	
FRUIT JUICE NOP CONCENTRD FROZ	177286	519823	1295898	3357572	66
383 HAWAII			7020	20116	
400 U STATES	102774	247379	349859	842899	
LEMEN JUICE EXCEPT CONCENTRATD	102774	247379	356879	863015	68
100 U KINGDOM	324	450	922	1421	
400 U STATES	28162	63190	179724	363706	
ORANGE JUICE EXCEPT CONCENTRATD	28486	63640	180646	365127	69
100 U KINGDOM	314	444	712	1004	
400 U STATES	625464	451318	3744785	2700343	
PECTIN	625778	451762	3745497	2701347	70
100 U KINGDOM			27689	780	
306 BELGIUM			500	1003	
318 DENMARK	66	86	397	497	
335 GERMANY W	750	857	3031	3839	
400 U STATES	10541	14984	96347	138613	
LEMEN JUICE CONCENTRATED FRESH	11357	15927	127964	144732	71
344 ITALY			378	1907	
400 U STATES	10087	28350	30593	95294	
ORANGE JUICE CONCENTRATD FRESH	10087	28350	30971	97201	72
100 U KINGDOM			49	215	
224 JAMAICA			1040	3664	
352 MEXICO			3696	11000	
400 U STATES	21610	61868	94892	301048	
GRAPE JUICE OVER 1 GALLON	21610	61868	99877	315927	73
400 U STATES	1419	8639	3164	19121	
LIME JUICE NOT REFINED	1419	3639	3164	19121	74
224 JAMAICA			420	323	
225 TRINIDAD			799	479	
228 LEEW WIND	936	655	9848	5810	
FRUIT JUICES SPIRIT FORTIFIED	936	655	11067	6612	75
327 FRANCE			8	294	
400 U STATES	22	554	386	4117	
BLENDED FRUIT JUICES	22	554	394	4411	76
225 TRINIDAD	750	354	6600	3108	
400 U STATES	314614	208722	1810459	1122037	
FRUIT JUICE NOP EXCEPT CONCENT	315364	209076	1817059	1125145	77
100 U KINGDOM	2857	5550	12726	22889	
234 AUSTRALIA			3242	2027	
354 NETHRLNDS	182	419	1924	3493	
383 HAWAII			609	520	
400 U STATES	25602	28005	174116	182478	
GRAPEFRUIT JUICE EXCEPT CONCEN	28641	33974	192617	211407	78
100 U KINGDOM			120	165	
225 TRINIDAD	25965	15971	126241	76222	
400 U STATES	436597	223362	2125568	1097138	
PINEAPPLE JUICE EXCEPT CONCENT	462562	239333	2251929	1173525	79
234 AUSTRALIA	15000	8594	43500	27217	
352 MEXICO	11400	6205	103637	55198	
383 HAWAII	168334	101761	725488	436306	
400 U STATES	7476	4531	32098	17652	
FRUIT SYRUPS CONC JUICES N O P	202210	121091	904723	536373	80
100 U KINGDOM	99	818	1060	3686	
234 AUSTRALIA			450	3662	
327 FRANCE			65191	90490	
335 GERMANY W			183	487	
354 NETHRLNDS	80	143	709	1348	
400 U STATES	17818	53793	77393	250383	
	17997	54754	144986	350056	

IMPORTS INTO CANADA FOR CONSUMPTION

Articles and Countries from which Imported	MONTH OF AUGUST 1955		EIGHT MONTHS ENDED AUGUST 1955		Class Number
	Quantities	Values (\$)	Quantities	Values (\$)	
COCOANUTS					81
224 JAMAICA			800	76	
228 LEEWIND			5200	363	
339 HONDURAS	1200	69	72050	5062	
361 PANAMA			40000	3257	
383 HAWAII	550	54	4300	424	
384 P RICO	21520	1474	384270	23326	
400 U STATES			30700	1897	
	23270	1597	537320	34405	
COCOANUT DESICCATED					83
100 U KINGDOM			130400	12174	
215 INDIA	35000	2500	46300	3569	
217 CEYLON	518200	40383	5076870	441353	
364 PHIL	18000	2451	287800	39216	
383 HAWAII	900	848	1800	1722	
400 U STATES	168810	40681	1195021	329659	
	740910	86863	6738191	827693	
COPRA NOT PREPARED					84
364 PHIL			9702465	709554	
			9702465	709554	
ALMONDS NOT SHELLED					91
344 ITALY			2756	506	
400 U STATES	148	66	148	66	
	148	66	2904	572	
BRAZIL NUTS NOT SHELLED					92
100 U KINGDOM	22400	5212	22400	5212	
309 BRAZIL	119600	15365	838896	106005	
	142000	20577	861296	111217	
FILBERTS HAZEL NOT SHELLED					93
344 ITALY			108831	24396	
400 U STATES	5000	1238	5000	1238	
	5000	1238	113831	25634	
PEANUTS GREEN SHELLED OR NDT					94
100 U KINGDOM	118720	1481	687835	68795	
203 B E AFR			106059	13158	
207 UN SO AFR	1122150	129215	9252826	944760	
215 INDIA	223944	24658	18229923	1765421	
231 HONG KONG	726000	85618	4344096	532771	
309 BRAZIL	534068	67899	2838599	308877	
313 CHINA	110575	12839	658326	83523	
335 GERMANY W			1960069	247832	
344 ITALY			440896	46790	
352 MEXICO	1114102	139926	19809633	2335095	
354 NETHRLNOS	25139	3427	765093	102079	
372 SPAIN			1355303	119542	
400 U STATES	683314	111058	838443	141928	
	4658012	576121	61287101	6710571	
PECANS NOT SHELLED					95
400 U STATES			3403	746	
			3403	746	
WALNUTS NOT SHELLED					96
313 CHINA			205940	24080	
344 ITALY			54115	10813	
400 U STATES			177476	53120	
			437531	88013	
OTHER NUTS NOT SHELLED					97
231 HONG KONG			3296	512	
344 ITALY			7716	911	
400 U STATES	3184	1869	49086	19438	
	3184	1869	60098	20861	
ALMONDS SHELLED					101
100 U KINGDOM	728	489	46457	29090	
231 HONG KONG			1261	1900	
342 IRAN			15400	8345	
344 ITALY	2800	1673	210975	122673	
366 PORTUGAL	68103	38442	298008	158201	
372 SPAIN			660766	319535	
400 U STATES	5900	4932	35593	28387	
	77531	45536	1268460	668131	
PEANUTS N O P					102
100 U KINGDOM			3330	1475	
215 INDIA			128800	11158	
218 MALAYA			2880	951	
231 HONG KONG	400	91	89254	20404	
347 JAPAN			320	84	
352 MEXICO			55100	5746	
400 U STATES	12427	4375	108978	42022	
	12827	4466	388662	81840	
WALNUTS SHELLED					103
215 INDIA			711066	234009	
231 HONG KONG	31350	10779	499730	177086	
313 CHINA	79750	26092	3545245	1248286	
327 FRANCE	2756	1760	168554	92285	
342 IRAN			270133	103626	
344 ITALY			89847	39973	
388 YUGO SLAV			55114	21214	
400 U STATES	330	120	86948	48887	
	114186	38751	542637	1965366	
OTHER NUTS SHELLED					104
100 U KINGDOM			2724	1719	
231 HONG KONG	288	129	3757	1359	
344 ITALY			6608	3112	
400 U STATES	6657	4695	83267	55782	
	6945	4824	96356	61972	

IMPORTS INTO CANADA FOR CONSUMPTION

Articles and Countries from which Imported	MONTH OF AUGUST 1955		EIGHT MONTHS ENDED AUGUST 1955		Class Number
	Quantities	Values (\$)	Quantities	Values (\$)	
BRAZIL NUTS SHELLED	LB				105
309 BRAZIL	27060	15977	164275	99294	
363 PERU	28050	16654	41250	24470	
	55110	32631	205525	123764	
CASHEW NUTS SHELLED	LB				106
100 U KINGDOM	13750	5610	1530	1024	
203 B E AFR	141250	57312	13750	5610	
215 INDIA	26795	13711	1190600	452000	
400 U STATES	181795	76633	96924	51112	
			1302804	509746	
PECANS SHELLED	LB				107
400 U STATES	14031	19377	288871	351389	
	14031	19377	288871	351389	
FILBERTS SHELLED	LB				108
354 NETHRLNDS			75802	32229	
376 SWITZRLND			17196	7145	
379 TURKEY	10582	4444	577623	242156	
400 U STATES	35024	16866	54027	27682	
	45606	21310	724648	309212	
ASPARAGUS FRESH	LB				111
400 U STATES			3463319	502260	
			3463319	502260	
BEANS GREEN FRESH	LB				112
231 HONG KONG			600	68	
352 MEXICO			23785	1828	
400 U STATES	200888	14753	7229610	598116	
	200888	14753	7253995	600012	
BEETS FRESH EXCEPT SUGAR BEETS	LB				114
400 U STATES	5689	183	3415553	130034	
	5689	183	3415553	130034	
CABBAGE FRESH	LB				115
352 MEXICO			83300	3346	
400 U STATES	1120109	26391	60300486	1737552	
	1120109	26391	60383786	1740898	
CARROTS FRESH	LB				116
400 U STATES	1188700	33335	72704270	2148419	
	1188700	33335	72704270	2148419	
CAULIFLOWER FRESH	LB				117
400 U STATES	157930	7587	15461297	686185	
	157930	7587	15461297	686185	
CELERY FRESH	LB				118
400 U STATES	1790673	74956	67785227	2895906	
	1790673	74956	67785227	2895906	
CUCUMBERS FRESH	LB				119
316 CUBA			95923	9155	
400 U STATES	367177	14458	9639928	608477	
	367177	14458	9735851	617632	
LETTUCE FRESH	LB				120
400 U STATES	2351020	114942	79436406	3423976	
	2351020	114942	79436406	3423976	
MUSHROOMS TRUFFLES FRESH	LB				121
100 U KINGDOM			80	55	
231 HONG KONG	50	153	1393	2942	
327 FRANCE	5557	1213	31817	9676	
335 GERMANY W			65	190	
347 JAPAN	1300	2344	44644	76051	
365 POLAND			220	670	
400 U STATES	32282	7533	385438	94864	
	39189	11243	463657	184448	
ONIONS FRESH	LB				122
234 AUSTRALIA			265680	9139	
236 NEW ZEAL			964696	30720	
312 CHILE			1861030	60514	
322 EGYPT			2274490	40399	
344 ITALY			155751	6913	
354 NETHRLNDS			81520	2762	
372 SPAIN	655823	14539	1956682	51044	
400 U STATES	1739860	41703	63275965	1756246	
	2395683	56242	70835814	1957737	
PEAS GREEN FRESH	LB				123
352 MEXICO			90624	7218	
400 U STATES	90363	7365	732870	69060	
	90363	7365	823494	76278	
POTATOES SWEET AND YAMS FRESH	CWT				124
231 HONG KONG			66	668	
400 U STATES	2031	10859	45540	336038	
	2031	10859	45606	336706	
POTATOES FRESH EXCEPT SEED	CWT				125
316 CUBA			19154	76783	
400 U STATES	193529	330266	2161464	5839686	
	193529	330266	2180618	5916469	
SPINACH FRESH	LB				126
400 U STATES	147077	12545	5772208	358500	
	147077	12545	5772208	358500	
TOMATOES FRESH	LB				127
227 BAHAMAS			1247842	94269	
316 CUBA			43780	5181	
352 MEXICO			35593595	1960051	
400 U STATES	4431457	274717	65162556	4410389	
	4431457	274717	102047773	6469890	
VEGETABLES FRESH	LB				128
N O P					
231 HONG KONG	6560	1121	135741	13727	
304 ARGENTINA			367	59	
306 BELGIUM			2481	681	
312 CHILE			1500	264	

IMPORTS INTO CANADA FOR CONSUMPTION

Articles and Countries from which Imported	MONTH OF AUGUST 1955		EIGHT MONTHS ENDED AUGUST 1955		Class Number
	Quantities	Values (\$)	Quantities	Values (\$)	
316 CUBA			4915	872	
322 EGYPT			13781	1151	
335 GERMANY W			13204	2025	
344 ITALY	5875	429	59688	4880	
352 MEXICO	5000	579	173432	17135	
354 NETHRLNDS			26100	4838	
375 SWEDEN			31939	5989	
400 U STATES	2296213	88995	38463945	2332111	
	2315648	91124	38927093	2383732	
VEGETABLES FROZEN 1LB OR LESS	LB				129
400 U STATES	235663	49397	4834678	888572	
	235663	49397	4834678	888572	
VEGETABLES FROZEN OVER 1 LB	LB				130
400 U STATES	233615	38855	3006285	422713	
	233615	38855	3006285	422713	
MUSTARO LIQUID					131
100 U KINGDOM				170	
305 AUSTRIA				334	
306 BELGIUM				123	
327 FRANCE		627		3798	
335 GERMANY W				3590	
354 NETHRLNDS		242		896	
400 U STATES		488		3744	
		1357		12655	
PASTE HASH VEGETABLE MEAT FISH	LB				132
100 U KINGDOM	84236	21972	532743	126636	
231 HONG KONG	587	431	1942	1229	
234 AUSTRALIA			1824	420	
318 DENMARK			9183	5151	
327 FRANCE	689	762	13094	11471	
344 ITALY			3958	1570	
347 JAPAN			2128	605	
354 NETHRLNDS	317	150	2050	883	
359 NORWAY			18799	2862	
376 SWITZRLND			140	52	
388 YUGO SLAV	3000	1198	3000	1198	
400 U STATES	160749	75884	396955	156858	
	249578	100397	985816	308935	
POTATOES DRIED	LB				133
100 U KINGDOM	36000	9261	56400	14003	
354 NETHRLNDS	6106	1489	6106	1489	
400 U STATES	11245	2561	203963	36043	
	53351	13311	266469	51535	
VEGETABLES DRIED N O P	LB				134
100 U KINGDOM	3818	1428	7958	2142	
231 HONG KONG	4691	1209	40199	14315	
322 EGYPT	4480	1160	67117	13433	
327 FRANCE	3061	1678	11712	5103	
335 GERMANY W	634	101	634	101	
347 JAPAN			2563	974	
354 NETHRLNDS	390	111	1872	312	
400 U STATES	224566	34132	1188036	295587	
	241640	39819	1320091	331967	
TOMATO JUICE CONCENTRATED	LB				136
400 U STATES			20250	5427	
			20250	5427	
TOMATOES CANNED	LB				137
234 AUSTRALIA			629958	61606	
344 ITALY	53348	4413	888472	69331	
352 MEXICO			550533	41284	
372 SPAIN			188418	12052	
400 U STATES	85753	7220	6938570	551356	
	139101	11633	9195951	735629	
TOMATO PASTE CANNEO	LB				138
344 ITALY	118066	18231	1681694	247321	
366 PORTUGAL			3307	412	
400 U STATES	21869	4007	1834057	272319	
	139935	22238	3519058	520052	
TOMATO PULP AND PUREE CANNED	LB				139
100 U KINGDOM	198104	19732	198104	19732	
344 ITALY			551200	65723	
372 SPAIN			472	67	
400 U STATES			234551	15346	
	198104	19732	984327	100868	
TOMATO JUICE EXCEPT CONCENTRTD	LB				140
400 U STATES	1878466	128106	17379897	1178783	
	1878466	128106	17379897	1178783	
ASPARAGUS IN CANS	LB				141
306 BELGIUM	677	211	3019	631	
327 FRANCE	825	248	15675	4514	
400 U STATES	75139	18817	446333	109529	
	76641	19276	465027	114674	
CORN IN CANS	LB				143
400 U STATES	275668	28749	3258730	427874	
	275668	28749	3258730	427874	
MUSHROOMS AND TRUFFLES IN CANS	LB				144
100 U KINGDOM	47	33	203	145	
231 HONG KONG	60	141	1932	2243	
318 DENMARK			474	564	
327 FRANCE	47863	15719	284745	82405	
344 ITALY			150	133	
347 JAPAN	125	219	836	589	
376 SWITZRLND	375	214	623	370	
400 U STATES	550	162	74815	38548	
	49020	16488	363778	124997	

IMPORTS INTO CANADA FOR CONSUMPTION

Articles and Countries from which Imported		MONTH OF AUGUST 1955		EIGHT MONTHS ENDED AUGUST 1955		Class Number
		Quantities	Values (\$)	Quantities	Values (\$)	
PEAS IN CANS		LB				145
306 BELGIUM		2714	458	5786	995	
327 FRANCE		4375	933	11463	2292	
354 NETHRLNOS				1140	101	
400 U STATES		60000	5884	1044360	95854	
		67089	7275	1062749	99242	
VEGETABLE JUICE N O P CANNEO		LB				146
400 U STATES		900	103	35270	5030	
		900	103	35270	5030	
VEGETABLES N O P IN CANS		LB				147
231 HONG KONG		10048	3942	54520	13996	
306 BELGIUM				10345	1345	
327 FRANCE		1187	2907	3777	3347	
335 GERMANY W				24207	1982	
336 GREECE				1125	219	
344 ITALY		386	85	9049	2075	
347 JAPAN		10448	1284	22741	4049	
354 NETHRLNOS		15550	1776	75807	8681	
372 SPAIN		3200	629	3200	629	
384 P RICO		5490	482	5490	482	
393 TAIWAN				5400	783	
400 U STATES		445444	43481	2364440	220244	
		491753	54586	2580101	257832	
PIMENTOS IN CANS		LB				148
372 SPAIN				82166	20497	
400 U STATES		49250	15046	186988	56758	
		49250	15046	269154	77255	
BEANS GREEN OR WAX CANNEO		LB				149
306 BELGIUM		677	117	2033	352	
327 FRANCE		7950	1345	16553	2924	
353 MURCOCCO				53	72	
354 NETHRLNOS				8969	1331	
400 U STATES				127199	10514	
		8627	1462	154807	15193	
BEANS BAKED CANNEO		LB				150
354 NETHRLNDS		2052	299	9664	1497	
400 U STATES		184045	16661	2890849	261490	
		186097	16960	2900513	262987	
PICKLES		GAL				152
100 U KINGOOM		3017	8247	15343	38135	
215 INOIA				66	110	
231 HONG KONG		944	1709	10311	15542	
234 AUSTRALIA				44	209	
306 BELGIUM				255	445	
318 DENMARK				49	89	
327 FRANCE		29	142	207	942	
335 GERMANY W				606	1369	
344 ITALY		2495	5484	36024	65037	
347 JAPAN		434	1093	4575	8737	
354 NETHRLNOS		10816	10429	128358	143191	
372 SPAIN		1152	709	23858	18832	
400 U STATES		124247	103174	484757	527251	
		143134	130987	704453	819889	
SAUCES N O P AND CATSUPS		GAL				153
100 U KINGOOM		407	1336	5160	11719	
224 JAMAICA				30	115	
231 HONG KONG		890	2507	8627	20067	
327 FRANCE		54	227	376	888	
335 GERMANY W				22	65	
344 ITALY		65	199	204	687	
347 JAPAN				1399	1571	
354 NETHRLNOS		142	418	1571	4845	
375 SWEODEN				49	341	
400 U STATES		35249	61979	390483	621331	
		36807	66666	407921	661629	
SAUCES SOY		GAL				155
231 HONG KONG		3088	1921	24027	17071	
347 JAPAN		667	1088	12087	15647	
400 U STATES		4036	2773	19196	16979	
		7791	5782	55310	49697	
BARLEY BUCKWHEAT AND RYE		BUSH				161
400 U STATES		177	507	260	665	
		177	507	260	665	
BEANS SOYA		BUSH				162
231 HONG KONG		8	59	1725	9017	
400 U STATES		103048	253395	2613219	6740208	
		103056	253454	2614944	6749225	
BEANS N O P		LB				163
100 U KINGOOM				104098	7319	
203 B E AFR		296494	24278	3517338	275335	
207 UN SO AFR		12000	925	180840	10951	
211 NIGERIA				10000	741	
231 HONG KONG		67680	9588	524626	54387	
304 ARGENTINA				438035	23290	
306 BELGIUM				260009	19052	
312 CHILE				163487	13840	
327 FRANCE				5506	1164	
342 IRAN				239779	13232	
344 ITALY				157276	16473	
347 JAPAN		3000	635	10617	2467	
354 NETHRLNOS		23810	1661	212336	15365	
363 PERU				65104	6465	
391 LEBANON		2765	274	2765	274	
392 SYRIA		5512	457	5512	457	
400 U STATES		12390646	517228	15686958	899839	
		12801907	555046	21584286	1360651	

IMPORTS INTO CANADA FOR CONSUMPTION

Articles and Countries from which Imported		MONTH OF AUGUST 1955		EIGHT MONTHS ENDED AUGUST 1955		Class Number
		Quantities	Values (\$)	Quantities	Values (\$)	
INDIAN CORN	400 U STATES	BUSH 500968	759004	2655415	4505309	167
		500968	759004	2655415	4505309	
OATS	100 U KINGDOM	BUSH		1840	3322	168
	400 U STATES			31302	37003	
				33142	40325	
PEAS SPLIT	100 U KINGDOM	LB		30907	2188	169
	304 ARGENTINA			1100	149	
	354 NETHRLNDS			10890	876	
	392 SYRIA	20159	1289	20159	1289	
	400 U STATES	32820	2920	324290	28346	
		52979	4209	387346	32848	
PEAS N O P	234 AUSTRALIA	LB		11160	574	170
	236 NEW ZEAL			9062	464	
	306 BELGIUM			6645	831	
	352 MEXICO			44000	6148	
	354 NETHRLNDS			3397	650	
	400 U STATES	58540	4044	7098844	757546	
		58540	4044	7173108	766213	
RICE UNCLEANE UNHULLED PADDY	322 EGYPT	CWT		29208	167419	171
	344 ITALY			55114	285630	
	347 JAPAN			4355	25105	
	400 U STATES	3626	16279	166607	838611	
		3626	16279	255284	1316765	
RICE CLEANED	100 U KINGDOM	CWT	16	157	157	172
	231 HONG KONG			3	52	
	234 AUSTRALIA			5643	24688	
	304 ARGENTINA	8775	32100	8775	32100	
	344 ITALY	352	3808	4319	33323	
	354 NETHRLNDS	568	4617	5073	41550	
	371 THAILAND			2696	18456	
	400 U STATES	39105	217185	206211	1418650	
		48816	257867	232736	1568976	
WHEAT	400 U STATES	BUSH		87881	159049	174
		2550	11475	87881	159049	
BARLEY POT PEARL ROAST GROUND	400 U STATES	LB		77805	5413	181
				77805	5413	
BRAN AND MILL FEED	100 U KINGDOM	CWT		25	121	182
	400 U STATES			65018	155214	
		11136	22373	65043	155335	
		11136	22373			
BUCKWHEAT MEAL OR FLOUR		CWT				183
CORN MEAL	400 U STATES	BRL	204	1497	25330	184
			204	1497	25330	
HOMINY CRACKED OR DRIED CORN	400 U STATES	CWT	13537	49561	111313	185
			13537	49561	111313	
MALT FLOUR	100 U KINGDOM	LB		11200	1100	187
	400 U STATES			340300	25936	
		49000	3723	351500	27036	
OATMEAL AND ROLLED OATS	100 U KINGDOM	LB		736	171	188
	400 U STATES			6300	674	
				7036	845	
RICE STARCH FLOUR MEAL FEED	231 HONG KONG	LB	3950	536	26570	189
	347 JAPAN			820	221	
	400 U STATES	82856	7106	460636	39564	
		86806	7642	488026	44618	
RYE FLOUR	400 U STATES	BRL	3	50	2306	191
			3	50	2306	
SAGO AND CASSAVA FLOUR EDIBLE	100 U KINGDOM	LB		22400	1413	192
	218 MALAYA	4144	212	11200	546	
	231 HONG KONG			1400	254	
	309 BRAZIL	10101	690	88414	5333	
	355 INDONESIA	5233	269	5233	269	
	400 U STATES	26353	1995	79990	5845	
		45831	3166	208637	13660	
SEMOLINA	400 U STATES	BRL		12	275	193
				12	275	
WHEAT FLOUR	100 U KINGDOM	BRL	72	670	123	194
	400 U STATES		66	901	8488	
		138	1571	843	9651	
BISCUITS AND BREAD DIETARY	100 U KINGDOM			630	17652	201
	400 U STATES			2734	21010	
				3364	38662	
BISCUITS NOT SWEETENED N O P	100 U KINGDOM	LB	23682	9664	196826	203
	231 HONG KONG		96	54	1244	675
	318 DENMARK			16609	3506	

IMPORTS INTO CANADA FOR CONSUMPTION

Articles and Countries from which Imported	MONTH OF AUGUST 1955		EIGHT MONTHS ENDED AUGUST 1955		Class Number
	Quantities	Values (\$)	Quantities	Values (\$)	
326 FINLAND			1197	316	
335 GERMANY W	410	180	1896	1115	
347 JAPAN	1239	612	23208	8278	
354 NETHRLNDS	6265	1202	50767	10265	
359 NORWAY			31901	4474	
375 SWEDEN	17483	2715	287311	33753	
400 U STATES	172331	61017	1177767	399714	
	221506	75444	1788726	539127	
BISCUITS SWEETENED N O P	LB				204
100 U KINGDOM	623569	242874	3752208	1431052	
231 HONG KONG	235	165	1726	1055	
305 AUSTRIA	325	96	9303	3022	
306 BELGIUM	34976	11797	171911	65267	
318 DENMARK			22064	4968	
327 FRANCE	4123	1962	9697	4198	
335 GERMANY W	11451	4238	29478	11200	
344 ITALY			246	187	
347 JAPAN	951	388	4910	2142	
354 NETHRLNOS	15565	3598	74941	16625	
360 ISRAEL			2244	449	
376 SWITZRLND			9923	5039	
400 U STATES	97216	23934	743657	196977	
	788411	289052	4832308	1744181	
BREAD PASSOVER MATZO PRODUCTS					205
400 U STATES				224289	
				224289	
CEREAL FOODS 25 POUNDS OR LESS	LB				206
100 U KINGDOM	14125	1626	34670	4789	
231 HONG KONG	865	269	8757	2642	
306 BELGIUM			1260	217	
335 GERMANY W	4105	752	29586	4069	
347 JAPAN			595	205	
354 NETHRLNDS	1203	148	23021	2689	
400 U STATES	63491	15277	695207	169828	
	83789	18072	793096	184439	
CEREAL FOODS PREPARED N O P					207
100 U KINGDOM		764		7669	
234 AUSTRALIA				110	
327 FRANCE		389		369	
335 GERMANY W				912	
347 JAPAN		129		537	
354 NETHRLNDS		120		302	
392 SYRIA		233		233	
400 U STATES		60090		751243	
		61725		761395	
MACARONI AND VERMICELLI	LB				208
231 HONG KONG	2440	674	25660	6271	
327 FRANCE	238	52	238	52	
344 ITALY	5944	765	14863	1983	
347 JAPAN	600	75	3360	495	
354 NETHRLNOS			16176	1658	
400 U STATES	81785	13714	755776	122223	
	91007	15280	816073	132682	
MILK FOODS N O P					209
100 U KINGDOM		246		986	
335 GERMANY W		161		481	
375 SWEDEN				1055	
400 U STATES		5856		85806	
		6263		88328	
ARRDWHOOT	LB				221
228 LEEW WIND	1000	106	122000	13097	
231 HONG KONG			5800	729	
400 U STATES	49500	7079	194655	28649	
	50500	7185	322455	42475	
MALT WHOLE CRUSHED OR GROUND	LB				224
335 GERMANY W			1102	240	
400 U STATES			247000	12803	
			248102	13043	
SAGO AND TAPIOCA	LB				225
218 MALAYA			53667	3190	
309 BRAZIL	7263	909	33406	4183	
333 MADAGASCAR			2500	285	
355 INDONESIA	22425	2011	229727	19970	
400 U STATES	71058	11844	660166	109941	
	100746	14764	979466	137569	
ALL OTHER BREADSTUFFS N O P					226
400 U STATES		3214		37195	
		3214		37195	
COCONUT OIL N O P EDIBLE	CWT				231
100 U KINGDOM	105	1571	425	5861	
354 NETHRLNDS			174	2498	
389 IRELAND	42	689	50	834	
400 U STATES	6	105	954	16816	
	153	2365	1603	26009	
COTTON SEED OIL N O P EDIBLE	CWT				233
400 U STATES	738	11990	9497	156044	
	738	11990	9497	156044	
OLIVE OIL N O P EDIBLE	CWT				234
327 FRANCE	164	4566	630	16691	
328 FR AFRICA			551	12912	
336 GREECE	3	80	855	24283	
344 ITALY	2228	63036	9249	259586	
353 MOROCCO			220	5100	
366 PORTUGAL	9	507	9	507	
372 SPAIN	321	8209	3448	84178	

IMPORTS INTO CANADA FOR CONSUMPTION

Articles and Countries from which Imported	MONTH OF AUGUST 1955		EIGHT MONTHS ENDED AUGUST 1955		Class Number
	Quantities	Values (\$)	Quantities	Values (\$)	
400 U STATES	2	78	533	14442	
PEANUT OIL N O P EDIBLE	2727	76476	15495	417699	235
100 U KINGDOM	CWT 1126	18837	2244	35219	
215 INDIA			123	1651	
231 HONG KONG	99	2090	1353	15574	
400 U STATES	45	1544	643	18560	
SOYA BEAN OIL N O P EDIBLE	1270	22471	4363	71004	236
400 U STATES	CWT 19037	269904	107713	1509945	
CONFECTIONERY CHOCOLATE	19037	269904	107713	1509945	241
100 U KINGDOM	LB 337358	141759	2848179	1167713	
305 AUSTRIA	163	86	15402	10192	
306 BELGIUM	894	610	36414	17014	
317 CZECHO S			2231	2392	
318 DENMARK			11982	5259	
327 FRANCE	6407	2828	46395	16799	
335 GERMANY W	3526	1579	173487	66809	
344 ITALY			5736	3327	
354 NETHRLNDS	10490	6003	116825	54698	
359 NORWAY			300	128	
360 ISRAEL	552	883	25023	11728	
375 SWEDEN			344	132	
376 SWITZRLND			21117	15545	
389 IRELAND	4300	1195	17870	4501	
400 U STATES	49602	15358	796729	269766	
OTHER CONFECTIONS SWEETENED	413292	170301	4118034	1646003	242
100 U KINGDOM	LB 30473	4484	178272	42668	
231 HONG KONG	1020	561	2736	1374	
305 AUSTRIA	1488	236	2418	427	
306 BELGIUM	2293	399	7114	1369	
318 DENMARK	1000	3381	14224	7422	
327 FRANCE	511	163	6201	1753	
335 GERMANY W	71	214	7763	2658	
344 ITALY			529	124	
354 NETHRLNDS	13541	1480	72952	10278	
389 IRELAND			1575	750	
400 U STATES	86988	23746	1159326	320932	
FRUITS PEELS CANDIED	137385	34664	1453110	389755	243
100 U KINGDOM	LB		360	109	
231 HONG KONG	440	270	4390	2162	
234 AUSTRALIA	21216	2418	28316	3266	
316 CUBA	7500	2249	7500	2249	
327 FRANCE	40741	11376	338394	88281	
344 ITALY			143	103	
400 U STATES			36656	9946	
GINGER PRESERVED	69897	16313	415759	106116	244
100 U KINGDOM	LB 378	211	4238	1383	
231 HONG KONG	63067	13738	194524	46643	
347 JAPAN	250	61	875	191	
CHEWING GUM SWEETENED	63695	14010	199637	48217	245
100 U KINGDOM	LB		25505	7007	
318 DENMARK	344	123	20268	6126	
354 NETHRLNDS	365	300	6515	4907	
389 IRELAND			9975	2777	
400 U STATES	136374	34634	722668	189575	
SUGAR CANDY CONFECTIONERY NOP	137083	35057	784931	210392	246
100 U KINGDOM	LB 1265126	269954	8002108	1561159	
223 BARBADOS	8820	1365	48648	7057	
224 JAMAICA			3910	579	
231 HONG KONG	1480	649	19505	6107	
305 AUSTRIA	20751	5681	166131	56931	
306 BELGIUM	5342	2254	52513	11528	
316 CUBA	8564	2488	13564	3914	
317 CZECHO S			348	183	
318 DENMARK	17375	4163	133447	38585	
326 FINLAND			332	76	
327 FRANCE	7509	1368	17285	4865	
335 GERMANY W	20650	6219	166865	44945	
344 ITALY			29886	15816	
347 JAPAN	195	71	2285	814	
354 NETHRLNDS	47238	10154	411633	80850	
360 ISRAEL	6000	1039	18066	3621	
365 POLAND			22064	2278	
376 SWITZRLND			832	524	
389 IRELAND			12435	2176	
400 U STATES	199638	52273	1428273	374837	
GLUCOSE AND SYRUP CORN SYRUP	1608688	357678	10550130	2216845	251
100 U KINGDOM	CWT		571	3587	
354 NETHRLNDS	56	509	139	1117	
400 U STATES	10408	80489	64233	504352	
MOLASSES OF CANE NOP	10464	80998	64943	509056	252
100 U KINGDOM	GAL		758	549	
223 BARBADOS			473655	24122	
316 CUBA			1209855	331560	
332 FR W IND			659347	56790	
383 HAWAII			27316	3777	

IMPORTS INTO CANADA FOR CONSUMPTION

Articles and Countries from which Imported	MONTH OF AUGUST 1955		EIGHT MONTHS ENDED AUGUST 1955		Class Number
	Quantities	Values (\$)	Quantities	Values (\$)	
384 P RICO			505972	496222	
393 TAIWAN			6414	840	
400 U STATES	77306	10907	1118232	182829	
	77306	10907	4001549	650089	
LIQUID OR INVERT SUGAR	CWT				254
100 U KINGDOM	300	1578	515	2716	
400 U STATES	122	974	340	3079	
	422	2552	855	5795	
MOLASSES FOR HUMAN CONSUMPTION	GALS				255
221 B GUIANA			1992480	155663	
223 BARBADOS	23341	15580	3200548	1472560	
224 JAMAICA			1568000	149450	
225 TRINIDAD			86528	7788	
228 LEEWIND			27749	1696	
316 CUBA			235127	81704	
	23341	15580	7110432	1868861	
SYRUPS OF CANE OR BEET NOP	GAL				256
100 U KINGDOM	3770	4055	23207	23660	
327 FRANCE	180	413	180	413	
400 U STATES	2048	2818	17754	18708	
	5998	7286	41141	42781	
SUGAR RAW IMPORTED BY REFINERS	CWT				262
203 B E AFR			453959	1799568	
207 UN SD AFR	86243	355379	86243	355379	
221 B GUIANA	33600	135108	722553	2830637	
223 BARBADOS	345748	1446864	1420948	5761307	
224 JAMAICA	359892	1425798	1530013	6014906	
225 TRINIDAD			362928	1395350	
228 LEEWIND			560262	2226518	
234 AUSTRALIA	50400	167137	384291	1343264	
235 FIJI	179200	809985	549897	2426712	
316 CUBA	195056	658893	1213493	4018320	
320 DOM REP			253176	799983	
	1250139	4999164	7537763	28971944	
SUGAR HAW N O P	CWT				263
221 B GUIANA	2740	11215	60033	241905	
223 BARBADOS	272	1225	485	2181	
224 JAMAICA	31181	123392	108720	437822	
225 TRINIDAD			15	63	
	34193	135832	169253	661971	
SUGAR REFINED	CWT				264
100 U KINGDOM	22	197	54	449	
352 MEXICO	31415	139890	36926	163899	
400 U STATES	8	172	954	8631	
	31445	140259	37934	172979	
SUGAR AND SYRUP MAPLE	LB				265
400 U STATES	23060	8131	30820	12962	
	23060	8131	30820	12962	
COCOA BEANS NOT ROASTED	CWT				271
100 U KINGDOM	2280	81239	2748	98899	
210 G COAST	2214	78285	27118	1282521	
211 NIGERIA	2228	76541	14415	627219	
217 CEYLON	224	6728	3024	110869	
224 JAMAICA	1482	44317	10667	408476	
225 TRINIDAD	2407	82248	19020	735238	
228 LEEWIND			90	3825	
309 BRAZIL	3313	140948	7150	314748	
321 ECUADOR	560	19996	4175	159839	
328 FR AFRICA			7377	315297	
354 NETHRLNDS			331	11917	
361 PANAMA			576	23940	
387 VENEZUELA	330	11519	2960	106371	
400 U STATES	4416	143168	109608	5007831	
	19454	684989	209259	9208990	
COCOA BUTTER	LB				273
100 U KINGDOM	129084	123535	442074	407442	
224 JAMAICA			2240	1365	
225 TRINIDAD			1400	660	
309 BRAZIL	330693	242339	653865	515659	
316 CUBA			8025	3919	
327 FRANCE	55115	30029	269621	193693	
344 ITALY			88184	83855	
354 NETHRLNDS	110274	75063	423892	311963	
400 U STATES	194108	129610	1070262	772214	
	819274	600576	2959563	2290770	
COCOA PASTE NOT SWEETENED	LB				274
100 U KINGDOM	171096	81114	324048	148502	
309 BRAZIL	185385	62537	494877	176769	
328 FR AFRICA			15521	4892	
335 GERMANY W			11200	4995	
354 NETHRLNDS	61056	26329	870517	353334	
372 SPAIN			87964	25129	
374 SPAN AFR			39575	15857	
400 U STATES	22046	6297	107068	38947	
	439583	176277	1950770	768425	
COCOA PASTE SWEETENED	LB				275
100 U KINGDOM			36800	17468	
354 NETHRLNDS			4255	1429	
400 U STATES	39350	17909	110945	50752	
	39350	17909	152000	69649	
COCOA OR CHOCOLATE POWDER	LB				276
100 U KINGDOM	19440	8330	154183	66473	
306 BELGIUM			5600	2179	
318 DENMARK			220	64	
327 FRANCE	22046	7116	33068	11585	

IMPORTS INTO CANADA FOR CONSUMPTION

Articles and Countries from which Imported	MONTH OF AUGUST 1955		EIGHT MONTHS ENDED AUGUST 1955		Class Number
	Quantities	Values (\$)	Quantities	Values (\$)	
344 ITALY			26004	5497	
354 NETHRLNDS	198911	77111	1507864	555866	
400 U STATES	364351	143462	3958941	1390631	
	604748	236019	5685880	2032295	
COCOA AND CHOCOLATE PREPS NOP	LB				277
100 U KINGDOM	18929	5377	227686	85266	
306 BELGIUM			4627	2091	
318 DENMARK			1889	643	
328 FR AFRICA			6688	2223	
335 GERMANY W	434	450	7849	3385	
354 NETHRLNDS	8833	2771	41022	11934	
376 SWITZRLND			311	311	
389 IRELAND			14000	5892	
400 U STATES	33559	6872	402372	90326	
	61755	15470	706444	202071	
CHICORY	LB				282
306 BELGIUM	15103	1202	56164	4875	
327 FRANCE			5550	447	
335 GERMANY W			1102	250	
354 NETHRLNDS	1120	156	106624	7719	
400 U STATES	10271	3374	58098	19841	
	26494	4732	227538	33132	
COFFEE GREEN	LB				283
100 U KINGDOM	39795	20421	207193	106614	
202 ADEN	4400	2429	34400	22722	
203 B E AFR	800603	327770	5863057	2730736	
224 JAMAICA	23496	10454	217691	117821	
225 TRINIDAD	13000	4314	261368	103475	
303 ARABIA			5280	3152	
307 BEL CONGO			215535	135624	
309 BRAZIL	4221324	2066183	22769742	12525303	
314 COLOMBIA	2976055	1767951	18408169	11199626	
315 C RICA	175831	100506	1583070	993019	
320 DOM REP	33001	18622	723405	346384	
321 ECUADOR	132396	74889	444870	236761	
323 EL SALVD			4291536	2166566	
325 ETHIOPIA	4406	2344	70538	29777	
328 FR AFRICA			28547	15744	
337 GUATEMALA	53719	29331	3159619	1469508	
338 HAITI			354995	168520	
339 HONDURAS			82969	43781	
352 MEXICO	66103	22366	4314887	2134092	
358 NICARAGUA			476189	252346	
363 PERU			151403	70699	
383 HAWAII			52520	32120	
387 VENEZUELA	38513	22382	396540	226177	
400 U STATES	221309	124065	1237261	661853	
	8803951	4594027	65350784	35792420	
COFFEE AND SUBSTITUTES N O P	LB				286
100 U KINGDOM	175	88	2052	1171	
224 JAMAICA	36200	17611	88500	46493	
352 MEXICO	61763	22155	422468	204491	
400 U STATES	120846	86844	982424	650132	
	218984	126698	1495444	902287	
COFFEE EXTRACT OF N O P	LB				287
100 U KINGDOM	24281	9941	158191	65279	
335 GERMANY W	2205	427	2205	427	
400 U STATES	77430	217297	713734	1495483	
	103916	227665	874130	1561189	
CLOVES UNGROUND	LB				291
100 U KINGDOM			5259	2329	
203 B E AFR			85260	29972	
218 MALAYA			718	742	
400 U STATES			2045	1054	
			93282	34097	
GINGER UNGROUND	LB				292
100 U KINGDOM	323660	7343	360737	17493	
212 S LEONE	4518	1395	26300	7517	
215 INDIA			20160	5213	
224 JAMAICA			136385	50898	
231 HONG KONG	2300	243	45460	5185	
235 FIJI			2074	136	
316 CUBA			370	57	
347 JAPAN	2252	671	4505	1267	
400 U STATES			8740	2845	
	332730	9652	604731	90611	
MUSTARD GROUND	LB				293
100 U KINGDOM	83158	23565	407767	126323	
400 U STATES	29454	9032	121462	33864	
	112612	32597	529229	160187	
NUTMEGS AND MACE UNGROUND	LB				294
100 U KINGDOM	5516	1819	7698	2508	
225 TRINIDAD			6000	1908	
228 LEEW WIND	25340	14120	177722	73068	
	30856	15939	191420	77484	
NUTMEGS AND MACE GROUND	LB				295
400 U STATES			324	315	
			324	315	
PEPPER UNGROUND	LB				296
100 U KINGDOM	30948	12593	90330	37446	
203 B E AFR			17394	9006	
211 NIGERIA	2248	373	9519	2319	
215 INDIA	162680	66911	1201030	426249	
217 CEYLON	10080	2889	10080	2889	
218 MALAYA	144960	60546	334353	144244	
219 BEI OTHER	14560	6020	102030	45079	

IMPORTS INTO CANADA FOR CONSUMPTION

Articles and Countries from which Imported		MONTH OF AUGUST 1955		EIGHT MONTHS ENDED AUGUST 1955		Class Number
		Quantities	Values (\$)	Quantities	Values (\$)	
347	JAPAN			23000	6151	
352	MEXICO			2400	1006	
355	INDONESIA	13210	6834	13210	6834	
400	U STATES	5021	2264	25610	11668	
SPICES N O P UNGROUND		383707	158430	1828956	692891	
100	U KINGDOM			54046	27605	297
203	B E AFR	6802	443	6802	443	
217	CEYLON			7070	5228	
224	JAMAICA			40625	21358	
231	HONG KONG	40500	2930	439605	46348	
313	CHINA	5600	521	28000	2675	
328	FR AFRICA			4125	553	
329	FR E IND			4519	1398	
352	MEXICO			8845	6044	
354	NETHRLNDS	7842	1074	51235	6842	
355	INDONESIA	9612	1555	65319	7329	
400	U STATES	614	422	51880	11196	
GINGER AND SPICES N O P GROUND		70970	6945	762071	137019	
100	U KINGDOM			8392	4643	298
215	INDIA	2240	463	11920	2599	
231	HONG KONG	120	95	680	317	
335	GERMANY W	210	119	631	252	
352	MEXICO	645	460	645	460	
354	NETHRLNDS	220	130	866	542	
372	SPAIN	14740	3771	319481	84787	
388	YUGO SLAV	220	80	770	280	
400	U STATES	34014	13071	146842	62086	
TONQUIN BEANS CRUDE		53215	19003	490227	155966	
309	BRAZIL			2530	2066	299
VANILLA BEANS CRUDE				2530	2066	
228	LEEW WIND			1344	12104	300
327	FRANCE			126	883	
333	MADAGASCR			1171	11370	
335	GERMANY W	11	109	44	478	
352	MEXICO			1725	16198	
400	U STATES	2690	18578	15123	138351	
SEEDS AROMATIC CRUDE UNGROUND		2901	18687	19533	179384	
100	U KINGDOM			2581	360	301
215	INDIA	980	216	6916	3595	
217	CEYLON			300	459	
231	HONG KONG			3340	506	
306	BELGIUM	3364	253	3364	253	
327	FRANCE			3306	385	
328	FR AFRICA			11989	810	
335	GERMANY W	1098	103	1098	103	
337	GUATEMALA	400	887	1278	2503	
352	MEXICO			7206	1551	
353	MOROCCO	6720	545	150214	9416	
354	NETHRLNDS	13200	2193	81720	14415	
372	SPAIN	2205	500	6615	1495	
388	YUGO SLAV			13361	932	
400	U STATES	1261	242	42326	9267	
TEA BLACK		29228	4939	335614	46050	
100	U KINGDOM			363676	197577	319
203	B E AFR			90616	60137	
205	RHOD NYAS			3042	1546	
215	INDIA	885703	530342	12713054	8892313	
217	CEYLON	1686209	639334	10788981	6096972	
218	MALAYA			34464	21804	
231	HONG KONG	4046	2604	56499	33505	
307	BEL CONGO	16512	7761	16512	7761	
313	CHINA			18766	9468	
347	JAPAN	5776	2345	240252	103881	
354	NETHRLNDS	330	461	48914	40033	
355	INDONESIA	49630	37558	138799	97021	
393	TAIWAN			131972	73815	
400	U STATES	508	1431	54150	33688	
TEA GREEN		3106048	1481096	27396346	17716137	
100	U KINGDOM			36417	27543	320
231	HONG KONG	1436	869	12886	8036	
347	JAPAN	97713	39681	341255	133411	
400	U STATES	1240	540	6356	2963	
VINEGAR		100389	41090	396914	171953	
100	U KINGDOM			38	74	341
231	HONG KONG			112	83	
327	FRANCE	294	605	1383	1971	
344	ITALY			624	1193	
347	JAPAN			60	61	
354	NETHRLNDS			33	56	
366	PORTUGAL			2057	766	
400	U STATES	4573	1484	28263	9289	
YEAST IN CAKES AND PACKAGES		4867	2089	32570	13493	
400	U STATES			1812	1798	352
YEAST IN BULK				1812	1798	
400	U STATES	2790	276	11389	4755	353
		2790	276	11389	4755	

IMPORTS INTO CANADA FOR CONSUMPTION

Articles and Countries from which Imported	MONTH OF AUGUST 1955		EIGHT MONTHS ENDED AUGUST 1955		Class Number	
	Quantities	Values (\$)	Quantities	Values (\$)		
HOPS						
100 U KINGOOM	LB		10427	7470	362	
335 GERMANY W			28105	22147		
388 YUGO SLAV			20044	14393		
400 U STATES			872751	457363		
		160472	77613			
		160472	77613	931327	501373	
LIQUORICE UNSWEETENED						
400 U STATES	LB				364	
		104280	19870	479536		94955
		104280	19870	479536	94955	
MALT SYRUP AND EXTRACTS						
100 U KINGOOM	LB				365	
400 U STATES		18996	3307	341402		57947
		84795	17363	844149		155134
		103791	20670	1185551	213081	
ESSENCES EXTRACTS N O P						
100 U KINGOOM	GAL				367	
327 FRANCE	325	2627	502	4838		
335 GERMANY W			28	318		
354 NETHRLNOS			13	984		
400 U STATES			7	223		
	78	1135	971	33840		
	403	3762	1521	40203		
FOODSTUFFS TAR 18A 19 140A 206						
400 U STATES					369	
		466		5195		
		466		5195		
POTATOES FRENCH FRIED FROZEN						
400 U STATES	LB				380	
		15181	3337	543828		99359
		15181	3337	543828	99359	
POTATO CHIPS NOT FROZEN						
400 U STATES	LB				381	
		286171	109785	2003582		739606
		286171	109785	2003582	739606	
VEGETABLE FOOD PRODUCTS N O P						
100 U KINGOOM					390	
231 HONG KONG		35039		187574		
306 BELGIUM		1754		20283		
318 DENMARK				2948		
327 FRANCE				900		
335 GERMANY W		68		548		
347 JAPAN		664		1316		
354 NETHRLNOS		284		1735		
376 SWITZRLNO				6435		
400 U STATES				853		
		122618		939561		
		160427		1162153		

IMPORTS INTO CANADA FOR CONSUMPTION

Articles and Countries from which Imported	MONTH OF AUGUST 1955		EIGHT MONTHS ENDED AUGUST 1955		Class Number
	Quantities	Values (\$)	Quantities	Values (\$)	
GROUP 1					
AGRICULTURAL PRODUCTS					
B OTHER THAN FOOD					
ALE BEER PORTER AND STUUT	GAL				1501
100 U KINGDOM	20254	25272	139497	174108	
316 CUBA			198	214	
317 CZECHO S	640	349	640	349	
318 DENMARK	100	80	600	478	
335 GERMANY W	200	286	3209	4143	
347 JAPAN	140	402	916	2568	
354 NETHRLNDS	1000	811	1000	811	
389 IRELAND			300	339	
400 U STATES			100	76	
	22334	27200	146460	183086	
BRANDY	P GAL				1511
100 U KINGDOM			1010	9321	
207 UN SO AFR	6438	19000	50090	140944	
232 MALTA	106	486	1702	7819	
234 AUSTRALIA	8564	25305	36156	113367	
327 FRANCE	13144	111743	87424	706227	
335 GERMANY W			35	829	
336 GREECE	348	2982	670	5947	
344 ITALY	129	964	443	3129	
360 ISRAEL			172	2747	
366 PORTUGAL	975	4582	9479	40935	
372 SPAIN	280	1570	1751	10740	
388 YUGO SLAV			298	2058	
400 U STATES	94	331	5516	73445	
	30078	166963	194746	1117508	
CORDIALS AND LIQUEURS N O P	P GAL				1512
100 U KINGDOM	951	12500	7615	96967	
225 TRINIDAO			477	8996	
231 HONG KONG			73	1512	
234 AUSTRALIA			170	1499	
313 CHINA	36	874	279	6254	
317 CZECHO S	6	283	6	283	
318 DENMARK	503	8871	2215	37010	
327 FRANCE	2656	26785	15934	178314	
344 ITALY	17	175	120	1144	
352 MEXICO			22	482	
354 NETHRLNDS	763	7543	7226	69809	
359 NORWAY	62	307	455	2257	
375 SWEDEN	14	47	166	741	
376 SWITZRLND			68	1190	
384 P RICO	123	638	1041	5396	
388 YUGO SLAV	62	436	62	436	
400 U STATES	4	52	27	403	
	5197	58511	35956	414693	
GIN	P GAL				1513
100 U KINGDOM	15764	80687	63492	328061	
354 NETHRLNDS	547	2380	4236	14739	
	16311	83067	67728	342800	
RUM	P GAL				1514
100 U KINGDOM	22506	84734	227945	790412	
221 B GUIANA	6489	8607	173188	245091	
223 BARBADOS	6643	20583	46666	151323	
224 JAMAICA	7727	17605	76376	188793	
225 TRINIDAD	2573	12309	41552	180385	
228 LEEW WIND			56	183	
234 AUSTRALIA			34	55	
316 CUBA	1331	13664	4877	51243	
327 FRANCE	70	530	348	2596	
384 P RICO	3834	28182	26298	193837	
400 U STATES			8702	14477	
	51173	186214	606042	1818395	
WHISKY	P GAL				1515
100 U KINGDOM	71527	591299	448471	3553365	
234 AUSTRALIA			7	54	
304 ARGENTINA			30729	64900	
389 IRELAND			35	266	
400 U STATES					
	137640	223766	761027	1467225	
	209167	815065	1240269	5085810	
ABSINTHE ALCOHOLIC LIQUORS NOP	P GAL				1516
100 U KINGDOM	3688	22991	10452	65094	
327 FRANCE	32	243	91	720	
365 POLAND			21	104	
	3720	23234	10564	65918	
WINES NON SPARKLING	GAL				1530
100 U KINGDOM	5373	34995	40490	204664	
207 UN SO AFR	14366	23826	105454	173784	
231 HONG KONG			104	953	
232 MALTA	647	1028	4317	6712	
234 AUSTRALIA	29153	59518	161165	336566	
327 FRANCE	29722	99385	168028	575666	
328 FR AFRICA	4166	9166	22396	31676	
335 GERMANY W	2007	9292	9135	43506	
336 GREECE	1646	1743	14708	16391	
344 ITALY	11750	36616	83384	258159	
347 JAPAN			100	289	
354 NETHRLNDS	186	334	236	549	

IMPORTS INTO CANADA FOR CONSUMPTION

Articles and Countries from which Imported	MONTH OF AUGUST 1955		EIGHT MONTHS ENDED AUGUST 1955		Class Number
	Quantities	Values (\$)	Quantities	Values (\$)	
360 ISRAEL	17	59	693	2944	
366 PORTUGAL	13372	24476	94874	172611	
367 AZORES			107.	4014	
372 SPAIN	3799	12675	36924	116325	
376 SWITZRLND	450	1820	1886	7400	
388 YUGO SLAV			114	310	
389 IRELAND			2827	14370	
400 U STATES	1683	5487	23419	59106	
	118337	320422	771326	2025925	
WINES SPARKLING					
	GAL				1500
100 U KINGDOM			55	633	
234 AUSTRALIA			184	1061	
306 BELGIUM			434	5612	
327 FRANCE	2638	31481	14796	176230	
335 GERMANY W	25	202	444	2442	
344 ITALY	149	709	1440	6723	
366 PORTUGAL	200	2260	223	2367	
400 U STATES			74	570	
	3012	34652	17650	195638	
GUMS AMBER AND ARABIC					
	LB				1571
100 U KINGDOM	2120	541	67046	11199	
214 A E SUDAN	51235	6987	366501	55807	
400 U STATES	44952	12492	273561	74454	
	96307	20020	707108	141460	
GUMS AUSTL COPAL DAMAR ETC					
	CWT				1572
100 U KINGDOM	2	1005	914	12580	
218 MALAYA	336	1337	3750	21324	
219 BEL OTHER	224	885	224	885	
234 AUSTRALIA			6	2325	
236 NEW ZEAL			129	2576	
355 INDONESIA			168	4233	
364 PHIL			41	1026	
376 SWITZRLND			135	2997	
400 U STATES	185	5982	1417	42465	
	747	9209	6784	90411	
GUMS BARBERRY ELEMI GEDDA ETC					
	CWT				1573
100 U KINGDOM	20	1028	56	3633	
342 IRAN	9	612	9	612	
344 ITALY	300	6828	453	10166	
347 JAPAN			2	221	
372 SPAIN	10	230	10	230	
376 SWITZRLND	37	1533	65	3340	
400 U STATES	451	18739	3157	142641	
	827	28970	3752	160843	
BURGUNDY PITCH					
	LB				1575
400 U STATES	440	78	156684	15198	
	440	78	156684	15198	
CHICLE OR SAPPATO GUM CRUDE					
	LB				1576
352 MEXICO			65297	70106	
400 U STATES	70001	33177	348603	164796	
	70001	33177	413900	234902	
SHELLAC BLEACHED					
	CWT				1577
100 U KINGDOM			58	2947	
215 INDIA	151	6309	159	6743	
335 GERMANY W			40	1903	
400 U STATES	93	5870	1626	96187	
	244	12179	1883	107780	
DRAGONS BLOOD					
	LB				1578
100 U KINGDOM			252	441	
400 U STATES			20	59	
			272	500	
LAC CRUDE SEED STICK AND SHELL					
	CWT				1579
100 U KINGDOM			280	14495	
215 INDIA	271	12312	2746	126858	
371 THAILAND			11180	327376	
400 U STATES	4	347	4809	186059	
	275	12659	19015	654788	
RESIN OR ROSIN					
	CWT				1580
400 U STATES	32835	225755	190233	1253688	
	32835	225755	190233	1253688	
ROSIN SIZING					
	CWT				1581
400 U STATES	11384	120083	78304	854555	
	11384	120083	78304	854555	
WAX SEALING					
					1582
100 U KINGDOM				1660	
400 U STATES				3699	
				668	
				5359	
GUMS AND BLENDS N O P					
	LB				1583
100 U KINGDOM	5776	4089	128952	41599	
354 NETHRLNDS	550	203	4161	1214	
400 U STATES	166318	60362	1356118	495661	
	172644	64654	1489231	538474	
TALL OIL AND TALL OIL PITCH					
	CWT				1584
400 U STATES	3702	20306	36782	190431	
	3702	20306	36782	190431	
COTTON SEED CAKE AND MEAL					
	CWT				1591
400 U STATES			17294	55946	
			17294	55946	
LINSEED OIL CAKE AND MEAL					
	CWT				1592
400 U STATES	13654	41581	155759	524019	
	13654	41581	155759	524019	
PALM NUT CAKE AND MEAL					
	CWT				1593
400 U STATES					
SOYA BEAN OIL CAKE AND MEAL					
	CWT				1594
231 HONG KONG			40	825	
400 U STATES	197910	544664	897745	2669740	
	197910	544664	897785	2670565	

IMPORTS INTO CANADA FOR CONSUMPTION

Articles and Countries from which Imported	MONTH OF AUGUST 1955		EIGHT MONTHS ENDED AUGUST 1955		Class Number	
	Quantities	Values (\$)	Quantities	Values (\$)		
SOYA BEAN FLOUR						
335 GERMANY W	CWT		176	2285	1595	
400 U STATES						
	2539	15214	25159	180584		
	2539	15214	25335	182869		
PEANUT OIL CAKE AND MEAL						
	CWT				1596	
CASTOR OIL NOT EDIBLE						
215 INDIA	CWT		667	6201	1601	
309 BRAZIL		87209	39016	477139		
400 U STATES		14605	7357	117006		
	8188	101814	47040	602346		
CHINAWOOD OIL NOT EDIBLE						
100 U KINGDOM	CWT	318	8150	561	13467	1602
304 ARGENTINA		305	6974	8465	192887	
313 CHINA		224	4509	1845	32959	
354 NETHRLNDS		322	8000	815	20683	
400 U STATES		2222	53073	8190	190404	
	3391	80706	19876	450400		
COCOANUT OIL NOT EDIBLE						
100 U KINGDOM	CWT	224	1965	829	8271	1603
217 CEYLON		44157	423401	192072	1934522	
400 U STATES		609	7593	1860	23757	
	44990	432959	194781	1966550		
COTTON SEED OIL NOT EDIBLE						
400 U STATES	CWT	7224	91683	166864	2141574	1605
	7224	91683	166864	2141574		
ESSENTIAL OIL N O P						
100 U KINGDOM	LB	17186	11863	101402	81456	1606
215 INDIA				1120	1917	
228 LEEW WIND		210	1050	910	4292	
231 HONG KONG		2100	5728	10500	24413	
234 AUSTRALIA				280	1427	
306 BELGIUM		2800	5464	4310	8665	
309 BRAZIL		25	117	462	683	
318 DENMARK				1	335	
327 FRANCE		426	8776	5900	36670	
335 GERMANY W		386	127	16428	11063	
338 HAITI				1266	4722	
344 ITALY				1702	15878	
352 MEXICO				885	2924	
354 NETHRLNDS		1301	3048	9144	9066	
362 PARAGUAY		25	79	25	79	
372 SPAIN		1399	2376	6870	10792	
376 SWITZRLND		9206	4821	12524	31410	
400 U STATES		75239	314428	492037	1715419	
	110303	357877	665766	1961211		
EUCALYPTUS OIL						
234 AUSTRALIA	LB			854	904	1607
366 PORTUGAL				3234	2542	
400 U STATES				2658	1674	
				6746	5120	
FLAXSEED OR LINSEED OIL						
100 U KINGDOM	CWT	8	134	20	300	1608
400 U STATES		209	4028	782	16813	
	217	4162	802	17113		
FOOTS OF COTTON SEED OR OLIVES						
400 U STATES	CWT			2418	31527	1609
				2418	31527	
OLIVE OIL FOR MANUFACTURING						
400 U STATES	CWT			471	11141	1610
				471	11141	
PALM AND PALM KERNEL OIL						
100 U KINGDOM	CWT			50345	568277	1611
211 NIGERIA				19072	185800	
218 MALAYA		9727	87488	66951	617943	
306 BELGIUM				450	4007	
307 BEL CONGO		308	3207	99098	955092	
354 NETHRLNDS		180	2657	1340	23989	
355 INDONESIA				70780	641081	
400 U STATES		1226	13840	7019	83288	
	11441	107192	315055	3079477		
PEANUT OIL						
100 U KINGDOM	CWT			45440	591428	1613
215 INDIA				107269	1137515	
400 U STATES				1526	21328	
				154235	1750271	
PEPPERMINT OIL						
100 U KINGDOM	LB	401	1854	1503	8022	1614
234 AUSTRALIA				224	896	
347 JAPAN				300	1555	
400 U STATES		4324	33536	32201	219660	
	4725	35390	34228	230133		
PERILLA OIL						
	CWT					1615
RESIN OIL						
100 U KINGDOM	CWT	416	5021	416	5021	1617
400 U STATES		501	3721	3915	26573	
	917	8742	4331	31594		
SESAME SEED OIL						
231 HONG KONG	CWT	3	148	39	1785	1618
400 U STATES				114	3673	
	3	148	153	5458		
SOYA BEAN OIL FOR MANUFACTURE						
400 U STATES	CWT					1619
	8320	105793	66031	845613		
	8320	105793	66031	845613		

IMPORTS INTO CANADA FOR CONSUMPTION

Articles and Countries from which Imported	MONTH OF AUGUST 1955		EIGHT MONTHS ENDED AUGUST 1955		Class Number
	Quantities	Values (\$)	Quantities	Values (\$)	
VEGETABLE OIL N O P NOT EDIBLE	CWT				1620
100 U KINGDOM	6	155	54	1491	
354 NETHRLNDS	13	312	100	1989	
400 U STATES	9146	134935	103585	1548406	
	9165	135402	103739	1551886	
RAPE SEED OIL	CWT				1621
100 U KINGDOM	80	2144	200	5020	
354 NETHRLNDS			21	340	
	80	2144	221	5360	
CASHER NUT SHELL OIL	CWT				1622
400 U STATES	32	1069	1011	22109	
	32	1069	1011	22109	
OLITICICA OIL	CWT				1623
309 BRAZIL	88	1299	1682	21015	
400 U STATES			168	2657	
	88	1299	1850	23672	
SUNFLOWER SEED OIL	CWT				1624
VEGETABLE OILS FOR TEXTILES	CWT				1625
100 U KINGDOM			45	618	
376 SWITZRLND	10	1869	57	6510	
400 U STATES	1559	28397	12811	257937	
	1569	30266	12913	265065	
LEMON OIL AND ORANGE OIL	LB				1626
100 U KINGDOM	1518	1144	3629	9749	
215 INDIA			1120	2983	
224 JAMAICA			6950	7025	
228 LEEW WIND			70	210	
306 BELGIUM			463	378	
335 GERMANY W			2047	6471	
344 ITALY	1000	5770	4608	25218	
352 MEXICO			1915	5417	
354 NETHRLNDS			2980	11402	
376 SWITZRLND	10	402	191	4956	
400 U STATES	12342	30511	82972	200576	
	14870	37827	106945	274385	
SPEARMINT OIL	LB				1627
400 U STATES	2961	12598	20051	105129	
	2961	12598	20051	105129	
ROSE BUSHES NOP	NO				1646
100 U KINGDOM			14409	6250	
306 BELGIUM			5360	949	
318 DENMARK			30542	4644	
327 FRANCE			1400	268	
335 GERMANY W			2175	370	
354 NETHRLNDS			477505	88356	
400 U STATES			354901	135335	
			886292	236172	
BUSHES ROOTS AND VINES N O P	NO				1647
327 FRANCE			5824	358	
354 NETHRLNDS			793d	532	
400 U STATES			858287	33253	
			872049	34143	
APPLE TREES N O P	NO				1651
100 U KINGDOM			1450	141	
327 FRANCE			500	150	
354 NETHRLNDS			4100	1524	
400 U STATES			37730	23064	
			43780	24879	
PEACH TREES AND JUNE BUDS NOP	NO				1653
400 U STATES			21555	12355	
			21555	12355	
FRUIT TREES N O P	NO				1657
100 U KINGDOM			900	86	
354 NETHRLNDS			2190	714	
400 U STATES			19914	13609	
			23004	14409	
AZALEAS RHODODENDRONS ETC					1662
100 U KINGDOM				3755	
207 UN SO AFR				816	
231 HONG KONG		70		1374	
234 AUSTRALIA				623	
306 BELGIUM				22101	
309 BRAZIL				140	
321 ECUADOR				101	
327 FRANCE		128		598	
335 GERMANY W				2547	
347 JAPAN		131		1353	
354 NETHRLNDS		24099		101967	
400 U STATES		35328		332894	
		59756		468269	
PALMS FERNS FICUS CANNAS ETC					1663
100 U KINGDOM		79		634	
306 BELGIUM		525		3900	
335 GERMANY W				281	
347 JAPAN				227	
354 NETHRLNDS				13698	
400 U STATES		56		11109	
		660		29849	
TULIP BULBS					1664
347 JAPAN		3053		3053	
354 NETHRLNDS		31585		31585	
400 U STATES		1362		1362	
		36000		36000	
GLADIOLI BULBS					1665
335 GERMANY W				620	

IMPORTS INTO CANADA FOR CONSUMPTION

Articles and Countries from which Imported	MONTH OF AUGUST 1955		EIGHT MONTHS ENDED AUGUST 1955		Class Number
	Quantities	Values (\$)	Quantities	Values (\$)	
347 JAPAN				882	
354 NETHRLNDS				51650	
400 U STATES				12995	
FLOWERS AND FOLIAGE CUT				66147	1666
100 U KINGDOM				81	
220 BERMUDA				881	
225 TRINIDAD				96	
327 FRANCE				562	
335 GERMANY W				152	
344 ITALY				5823	
347 JAPAN				321	
354 NETHRLNDS		225		2241	
383 HAWAII		84		527	
400 U STATES		47336		813151	
TREES SEEDLING STOCK		47645		823835	1668
100 U KINGDOM				3067	
306 BELGIUM				1835	
318 DENMARK				42	
327 FRANCE				8513	
335 GERMANY W				93	
354 NETHRLNDS				21127	
400 U STATES				19921	
FLORIST OR NURSERY STOCK N O P				54598	1669
100 U KINGDOM				977	
306 BELGIUM				4132	
318 DENMARK				1883	
327 FRANCE				1596	
335 GERMANY W				6152	
347 JAPAN				402	
354 NETHRLNDS		131		418071	
400 U STATES		18390		361173	
LATEX NATURAL OR SYNTHETIC	LB	18521		794386	1680
218 MALAYA	8830	2941	400853	123699	
335 GERMANY W			250	133	
400 U STATES	1141820	457802	9167709	3484853	
BALATA CRUDE	LB	460743	9568812	3608685	1681
309 BRAZIL			2485	893	
400 U STATES	1471	874	7067	12861	
GUTTA PERCHA UNMANUFACTURED	LB	874	9552	13754	1682
100 U KINGDOM			373	205	
400 U STATES			618	1310	
RUBBER CRUDE CAOUTCHOUC	LB		991	1515	1683
100 U KINGDOM	4480	1762	163086	56235	
217 CEYLON	465050	125426	5359510	1445663	
218 MALAYA	5868575	1758208	53741871	15031114	
219 BEI OTHER			22403	7233	
329 FR E IND			109751	29459	
355 INDONESIA	11155	5522	101716	28979	
400 U STATES	367609	125338	3564165	1090437	
COMB BLANKS OF HARD RUBBER		2016256	63062502	17689120	1684
305 AUSTRIA				1545	
400 U STATES				3097	
RUBBER POWDERED WASTE OR JUNK	CWT			4642	1687
100 U KINGDOM	283	3144	2891	14433	
218 MALAYA	112	3615	224	7697	
400 U STATES	2758	24387	26617	200448	
RUBBER RECOVERED	CWT	31146	29732	222578	1688
100 U KINGDOM	1002	9749	6054	49500	
400 U STATES	16316	145219	157248	1405398	
RUBBER SUBSTITUTE OR SYNTHETIC	CWT	154968	163302	1454898	1689
335 GERMANY W	1100	18851	3937	64476	
400 U STATES	11531	341738	97427	2752503	
RUBBER THREAD NOT COVERED	LB	360582	101364	2816979	1690
100 U KINGDOM	1026	1354	6663	8759	
400 U STATES	17724	30848	88359	144877	
HARD RUBBER STRIP SHEET ROD	LB	32202	95022	153636	1691
100 U KINGDOM					
400 U STATES	417	913	40991	14220	
BATHING SHOES RUBBER	PAIR	913	51826	31054	1700
335 GERMANY W			2828	1178	
400 U STATES			6672	3640	
BELTING RUBBER			9500	4818	1701
100 U KINGDOM		2239		10382	
327 FRANCE				917	
335 GERMANY W		131		2735	
354 NETHRLNDS				772	
375 SWEDEN				206	
400 U STATES		25669		226242	
CANVAS SHOES RUBBER SOLES	PAIR	28039		241254	1702
100 U KINGDOM	652	272	115907	56349	
215 INDIA	8000	5125	314893	147824	

IMPORTS INTO CANADA FOR CONSUMPTION

Articles and Countries from which Imported		MONTH OF AUGUST 1955		EIGHT MONTHS ENDED AUGUST 1955		Class Number
		Quantities	Values (\$)	Quantities	Values (\$)	
231	HONG KONG	56496	37552	1481655	788687	
317	CZECHO S			4390	1958	
335	GERMANY W			19	78	
344	ITALY			1250	1515	
347	JAPAN			60	69	
354	NETHRLNDS	8031	7530	9025	8623	
400	U STATES	1331	2812	12460	15152	
		74510	53291	1939659	1020255	
BOOTS AND SHOES	RUBBER N O P PAIR					1703
100	U KINGDOM	93301	129185	384563	507230	
218	MALAYA			618	757	
231	HONG KONG	9816	6288	83010	64796	
317	CZECHO S	28546	29238	123549	123790	
327	FRANCE	285	818	3895	12263	
335	GERMANY W			1850	1273	
354	NETHRLNDS	5000	6562	5000	6562	
376	SWITZRLND	5110	10631	7729	16326	
400	U STATES	2246	3824	31389	47943	
		144304	186546	641603	780940	
CEMENT RUBBER						1704
100	U KINGDOM		109		2173	
335	GERMANY W				3119	
400	U STATES		84994		897229	
			85103		902521	
CLOTHING RUBBER	N O P					1705
100	U KINGDOM		5540		30349	
335	GERMANY W		74		501	
347	JAPAN				197	
359	NORWAY				1833	
400	U STATES		13209		135359	
			18823		168239	
GLOVES RUBBER						1706
100	U KINGDOM	DZ PR 952	4122	3522	12728	
317	CZECHO S	125	138	132	240	
335	GERMANY W			385	673	
354	NETHRLNDS			46	102	
400	U STATES	4763	22070	45942	214396	
		5840	26330	50027	228139	
GOLF BALLS						1707
100	U KINGDOM	D02 1119	3315	40174	114886	
347	JAPAN			100	270	
400	U STATES	1785	9885	21142	104511	
		2904	13200	61416	219667	
HEELS RUBBER						1708
100	U KINGDOM	PAIR		2592	317	
335	GERMANY W			800	60	
400	U STATES	69882	8554	727614	89433	
		69882	8554	731006	89810	
HOSE RUBBER OR RUBBER LINED						1709
100	U KINGDOM		2076		21451	
335	GERMANY W		495		5561	
375	SWEDEN				505	
400	U STATES		159808		1018754	
			162379		1046271	
WATER BOTTLES RUBBER						1710
100	U KINGDOM		2602		8751	
305	AUSTRIA				566	
335	GERMANY W		993		8102	
400	U STATES		661		22168	
			4256		39587	
MATERIALS FOR SEALING COMPOUND						1711
400	U STATES		18866		92636	
			18866		92636	
MATS AND MATTING	RUBBER					1712
100	U KINGDOM		312		7209	
318	DENMARK				100	
327	FRANCE				2637	
335	GERMANY W		134		1270	
354	NETHRLNDS		1222		31297	
400	U STATES		83150		678274	
			84818		720787	
PACKING RUBBER						1713
100	U KINGDOM		1275		15656	
375	SWEDEN		413		1374	
376	SWITZRLND		135		251	
400	U STATES		22293		212873	
			24116		230154	
RAINCOATS RUBBER						1714
400	U STATES	NO 220	1436	230	1561	
		220	1436	230	1561	
TIRE CASINGS FOR BICYCLES						1715
100	U KINGDOM	NO 11430	8920	73943	68846	
306	BELGIUM		1730	980	3125	
317	CZECHO S		1000	1000	455	
327	FRANCE		200	6785	4764	
335	GERMANY W		3690	45165	28427	
344	ITALY		220	1207	2494	
354	NETHRLNDS		3020	80206	48372	
359	NORWAY			240	287	
375	SWEDEN		1000	689	4467	
400	U STATES		1264	6499	8459	
			23554	17520	226845	169696
TIRE CASINGS N O P						1716
100	U KINGDOM	NO 1251	19098	5371	67084	
327	FRANCE		860	5012	401797	
335	GERMANY W		4	22	447	

IMPORTS INTO CANADA FOR CONSUMPTION

Articles and Countries from which Imported	MONTH OF AUGUST 1955		EIGHT MONTHS ENDED AUGUST 1955		Class Number
	Quantities	Values (\$)	Quantities	Values (\$)	
344 ITALY			5	154	
375 SWEDEN	3900	7847	19650	41892	
400 U STATES	36262	588666	299564	4207855	
TIRES INNER TUBES N O P	42277	673985	329644	4719229	1717
100 U KINGDOM	NO				
327 FRANCE	350	576	1958	3096	
375 SWEDEN			2727	13241	
400 U STATES	3900	2284	20250	11580	
	5000	14569	40552	120221	
	9250	17429	65487	148138	
TIRES SOLID AUTOMOBILE	NO				1718
400 U STATES	124	2726	942	21306	
	124	2726	942	21306	
TIRES SOLID RUBBER N O P					1719
100 U KINGDOM		5638		34572	
359 NORWAY				168	
400 U STATES		6636		91415	
		12274		126155	
MANUFACTURES OF RUBBER N O P					1720
100 U KINGDOM		24012		191045	
218 MALAYA		12946		84645	
234 AUSTRALIA				218	
305 AUSTRIA		908		2073	
306 BELGIUM				1458	
318 DENMARK		1207		1776	
327 FRANCE				2956	
335 GERMANY W		7348		37248	
344 ITALY		298		1691	
347 JAPAN		4648		23699	
354 NETHRLNDS		420		2386	
375 SWEDEN		1601		2927	
376 SWITZRLND				491	
400 U STATES		423053		3826934	
		476441		4179547	
TIRES INNER TUBES BICYCLE	NO				1721
100 U KINGDOM	5354	1562	34435	12757	
318 DENMARK			3400	881	
327 FRANCE			3310	1370	
335 GERMANY W	12032	3204	82727	22286	
347 JAPAN	2900	674	14600	3659	
354 NETHRLNDS	3000	744	40375	10324	
375 SWEDEN			2900	1038	
400 U STATES	144	278	1008	851	
	23430	6462	182755	53166	
GASKETS AND WASHERS RUBBER					1722
100 U KINGDOM		449		3143	
327 FRANCE		151		151	
335 GERMANY W				600	
375 SWEDEN				137	
400 U STATES		115091		730883	
		115691		734914	
DRUGGISTS SUNDRIES RUBBER					1723
100 U KINGDOM		2747		28407	
305 AUSTRIA		64		3462	
317 CZECHO S				668	
318 DENMARK				698	
327 FRANCE		263		1164	
335 GERMANY W		2219		10349	
347 JAPAN				427	
354 NETHRLNDS				323	
375 SWEDEN		362		362	
400 U STATES		70801		518807	
		76456		564667	
TIRE REPAIR MATERIAL OF RUBBER					1724
100 U KINGDOM		2242		12478	
327 FRANCE				706	
335 GERMANY W		1119		26941	
400 U STATES		39165		301578	
		42526		341703	
NURSING NIPPLES RUBBER	GROSS				1725
100 U KINGDOM			900	2161	
400 U STATES	726	8801	3386	47195	
	726	8801	4266	49356	
FLOORING AND TILE OF RUBBER	SQ YD				1726
100 U KINGDOM	20	78	2103	3846	
400 U STATES	10083	16270	52297	109162	
	10103	16348	54400	113008	
V BELTS CHIEFLY OF RUBBER					1727
100 U KINGDOM		731		15747	
317 CZECHO S		506		3202	
335 GERMANY W		237		2441	
347 JAPAN		183		2908	
354 NETHRLNDS		687		1906	
359 NORWAY				83	
375 SWEDEN				247	
400 U STATES		54124		538692	
		56468		565226	
SOLES SOLING MATERIALS RUBBER					1728
100 U KINGDOM		2058		23471	
217 CEYLON		1497		6075	
218 MALAYA		10520		19863	
335 GERMANY W				2942	
344 ITALY				496	
400 U STATES		46665		347622	
		60740		400469	

IMPORTS INTO CANADA FOR CONSUMPTION

Articles and Countries from which Imported	MONTH OF AUGUST 1955		EIGHT MONTHS ENDED AUGUST 1955		Class Number
	Quantities	Values (\$)	Quantities	Values (\$)	
AUTOMOTIVE PARTS OF RUBBER NOP					1729
100 U KINGDOM		964		9454	
327 FRANCE				61	
335 GERMANY W				1262	
400 U STATES		90089		1127536	
		91053		1138313	
WEATHERSTRIPPING OF RUBBER					1730
100 U KINGDOM		371		877	
400 U STATES		84047		925061	
		84418		925938	
ANNATTO SEED	LB		833	100	1741
400 U STATES			833	100	
SUGAR BEET SEED	LB		60583	28407	1744
335 GERMANY W			220	54	
354 NETHRLNDS			147000	40568	
400 U STATES			207803	69029	
SEEDS FOR BLENDING	LB				1746
100 U KINGDOM	2520	271	3020	442	
215 INDIA	480	158	33596	3687	
234 AUSTRALIA			124530	11327	
304 ARGENTINA			396841	39157	
335 GERMANY W			1100	160	
354 NETHRLNDS	2215	120	50615	4516	
400 U STATES	115389	5852	695508	39018	
	120604	6401	1305210	98337	
COTTON SEED	CWT				1747
CLOVER SEED	LB				1750
100 U KINGDOM			280	364	
236 NEW ZEAL			7040	5717	
306 BELGIUM			110	99	
327 FRANCE			49141	28533	
400 U STATES	31845	16568	19226109	900094	
	31845	16568	1902680	934807	
FLAX SEED	BUSH				1751
400 U STATES	46267	157416	53686	184489	
	46267	157416	53686	184489	
BENT GRASS SEED	LB				1752
100 U KINGDOM			2220	193	
236 NEW ZEAL			4339	3464	
400 U STATES	1450	816	135335	79435	
	1450	816	141894	85092	
GRASS SEED TIMOTHY	LB				1754
400 U STATES			1225561	277774	
			1225561	277774	
GRASS SEED N O P	LB				1755
100 U KINGDOM			387	269	
236 NEW ZEAL			15792	8327	
318 DENMARK			126076	48116	
354 NETHRLNDS			10050	2649	
400 U STATES	16403	3170	1603487	266233	
	16403	3170	1755792	345614	
MILLET AND RAPE SEED	LB				1756
100 U KINGDOM			13863	1919	
234 AUSTRALIA	22400	769	316093	14387	
304 ARGENTINA			110138	3845	
327 FRANCE			113504	32215	
335 GERMANY W	360	120	360	120	
353 MOROCCO			55502	3896	
354 NETHRLNDS			7000	632	
375 SWEDEN			2204	285	
400 U STATES	4617	320	399758	21876	
	27377	1209	1018422	79175	
MUSHROOM SPAWN					1757
400 U STATES		12607		46510	
		12607		46510	
PEAS AND BEANS SEED	LB				1758
100 U KINGDOM			20300	2430	
			20300	2430	
SEED POTATOES	CWT				1759
400 U STATES			56444	138696	
			56444	138696	
SEEDS 5 DOLLARS OR OVER PER LB					1762
318 DENMARK				595	
335 GERMANY W				574	
347 JAPAN				243	
354 NETHRLNDS				3571	
400 U STATES		1426		35826	
		1426		40809	
GARDEN FIELD ROOT SEEDS N O P					1766
100 U KINGDOM		511		5674	
215 INDIA				3589	
231 HONG KONG		4731		18373	
234 AUSTRALIA				15964	
312 CHILE				108	
318 DENMARK				3851	
327 FRANCE				4332	
335 GERMANY W		773		974	
344 ITALY				3575	
347 JAPAN				278	
354 NETHRLNDS		1852		47738	
358 NICARAGUA		7104		30286	
365 POLAND		5446		5446	
392 SYRIA		416		416	

IMPORTS INTO CANADA FOR CONSUMPTION

31

Articles and Countries from which Imported	MONTH OF AUGUST 1955		EIGHT MONTHS ENDED AUGUST 1955		Class Number
	Quantities	Values (\$)	Quantities	Values (\$)	
400 U STATES		7804		364233	
TOBACCO TURKISH UNSTEMMED		28637		504837	
336 GREECE	LB 2424	2185	32589	30442	1776
379 TURKEY	19996	15832	184796	134881	
400 U STATES	300	311	710	600	
TOBACCO TURKISH STEMMED	22780	18328	218095	165923	1777
TOBACCO FLUE CURED UNSTEMMED	LB				1778
400 U STATES	2828	2647	21244	19898	
CIGAR LEAF UNSTEMMED	2828	2647	21244	19898	1779
316 CUBA	LB 1029	4684	14525	51236	
355 INDONESIA			647	5266	
400 U STATES	46828	142645	394208	1093364	
TOBACCO N O P UNSTEMMED	47857	147329	409300	1149866	1780
392 SYRIA	LB 5056	1450	49819	14257	
400 U STATES			7664	5370	
TOBACCO FLUE CURED STEMMED	5056	1450	57483	19627	1781
CIGAR LEAF STEMMED	LB				1782
316 CUBA	29021	38939	235004	320175	
384 P RICU			268	156	
400 U STATES	14938	4988	85270	30695	
TOBACCO N O P STEMMED	43959	43927	320542	359026	1783
400 U STATES	LB		5879	7622	
CIGARS			5879	7622	1784
224 JAMAICA	LB		12	121	
306 BELGIUM			298	946	
316 CUBA	469	4843	3887	37220	
335 GERMANY W			90	340	
354 NETHRLNDS	2325	6859	14513	46280	
376 SWITZRLND	394	1239	606	1793	
400 U STATES	2051	6605	15639	46071	
CIGARETTES	5239	19546	35045	132771	1785
100 U KINGDOM	LB 9842	14469	25078	41986	
327 FRANCE	217	303	1418	1845	
344 ITALY			750	898	
354 NETHRLNDS			257	241	
400 U STATES	98666	158366	484313	782715	
SNUFF	106725	173138	511816	827685	1786
100 U KINGDOM	LB 440	1327	1505	4137	
TOBACCO CUT	440	1327	1505	4137	1787
100 U KINGDOM	LB 7545	15141	54354	104310	
231 HONG KONG	100	140	250	354	
354 NETHRLNDS	3011	2004	26293	17504	
400 U STATES	21715	27654	161751	209870	
TOBACCO MANUFACTURED N O P	32371	44939	242648	332038	1788
100 U KINGDOM	LB 60	74	6110	5193	
400 U STATES	4243	2662	14898	9254	
LOCUST BEANS LOCUST BEAN MEAL	4303	2736	21008	14447	1811
400 U STATES	LB 3000	483	18664	3307	
BRISTLES N O P	3000	483	18664	3307	1812
BROOM CORN	LB				1813
340 HUNGARY				19982	
344 ITALY		8216		218372	
352 MEXICO				599	
400 U STATES		30308		248180	
CATTLE FOOD WITH MOLASSES		38524		487133	1815
400 U STATES		72		2216	
DRUGS CRUDE BARKS FLOWERS		72		2216	1816
100 U KINGDOM		1195		3676	
207 UN SO AFR		3849		4161	
211 NIGERIA		1162		1162	
215 INDIA		807		4771	
217 CEYLON				6388	
224 JAMAICA				249	
231 HONG KONG		6526		37287	
306 BELGIUM		238		3594	
307 BEL CONGO				10145	
314 COLOMBIA				214	
317 CZECHO S				340	
322 EGYPT		716		716	
327 FRANCE		316		4115	
335 GERMANY W		1122		10208	
337 GUATEMALA				388	
339 HONDURAS				3172	
344 ITALY				394	
352 MEXICO				146	
363 PERU				101	
376 SWITZRLND				483	
388 YUGO SLAV				1283	

IMPORTS INTO CANADA FOR CONSUMPTION

Articles and Countries from which Imported	MONTH OF AUGUST 1955		EIGHT MONTHS ENDED AUGUST 1955		Class Number
	Quantities	Values (\$)	Quantities	Values (\$)	
400 U STATES		24983		131292	
GLUE VEGETABLE		40914		224285	
100 U KINGDOM	LB				1817
400 U STATES	4800	226	10832	553	
	337	71	14044	2710	
HAY AND STRAW	5137	297	24876	3263	
400 U STATES	TON				1818
	1243	32296	5619	165635	
IVORY NUTS	1243	32296	5619	165635	
100 U KINGDOM				987	1819
321 EQUADOR				2625	
				3612	
MUCILAGE AND ADHESIVE PASTE	LB				1824
100 U KINGDOM	2612	596	13010	3147	
400 U STATES	27511	5557	184450	40888	
	30123	6153	197460	44035	
PALM LEAF UNMANUFACTURED					1825
400 U STATES				20510	
				20510	
ROOTS MEDICINAL ALKANET JALAP					1827
100 U KINGDOM		1183		3473	
231 HONG KONG		1412		5898	
306 BELGIUM		102		428	
327 FRANCE		154		154	
347 JAPAN				60	
352 MEXICO				77	
388 YUGO SLAV				357	
400 U STATES		202		8681	
		3073		19128	
STARCH AND PREPARATIONS N O P	LB				1828
100 U KINGDOM	3540	585	6740	972	
231 HONG KONG	1300	221	14560	2031	
335 GERMANY W	383	53	4022	1061	
354 NETHRLNDS	21350	3103	106950	16826	
400 U STATES	728883	71463	4572333	475670	
	755456	75425	4704605	496560	
STARCH POTATO POTATU FLOUR	LB				1829
327 FRANCE			112405	6360	
354 NETHRLNDS			900379	55859	
400 U STATES	87500	7946	872939	82578	
	87500	7946	1885723	144797	
STARCH FOR PASTE	LB				1830
231 HONG KONG			400	60	
			400	60	
TAR PINE CRUDE IN BULK	GAL				1832
100 U KINGDOM			920	333	
359 NORWAY			132	160	
400 U STATES	14886	6017	192607	80313	
	14886	6017	193659	80806	
TEASELS					1833
100 U KINGDOM		629		1190	
327 FRANCE				339	
372 SPAIN				6540	
400 U STATES				10278	
		629		18347	
TURPENTINE RAW OR CRUDE	LB				1834
400 U STATES	15799	1924	73799	4507	
	15799	1924	73799	4507	
TURPENTINE SPIRITS OF	GAL				1835
100 U KINGDOM			99	124	
400 U STATES	153116	92773	1023586	658762	
	153116	92773	1023685	658886	
VEGETABLE PRODUCTS N O P					1836
100 U KINGDOM		2155		11790	
224 JAMAICA				102	
231 HONG KONG		516		3967	
318 DENMARK				933	
327 FRANCE				169	
335 GERMANY W				6751	
344 ITALY		200		1527	
347 JAPAN				775	
352 MEXICO				559	
354 NETHRLNOS				3872	
376 SWITZRLNO		193		835	
390 GERMANY E				610	
400 U STATES		13672		105533	
		16736		137423	
VEGETABLE COLOURING					1839
100 U KINGDOM		1074		3456	
335 GERMANY W				163	
354 NETHRLNDS				151	
400 U STATES		23218		128031	
		24292		131801	
DEXTRINE STARCH MIXTURES N O P	LB				1840
100 U KINGDOM	22400	1781	504140	39596	
327 FRANCE	200000	9691	200000	9691	
354 NETHRLNOS	65610	4889	649199	47341	
400 U STATES	67544	6172	653923	68983	
	355554	22533	2007262	165611	
DEXTRINE STARCH NOT A PASTE	LB				1841
231 HONG KONG			500	70	
400 U STATES	235026	19021	648441	49919	
	235026	19021	648941	49989	
DIESTILLERS SOLUBLES					1842
400 U STATES		16934		140561	
		16934		140561	

IMPORTS INTO CANADA FOR CONSUMPTION

Articles and Countries from which Imported	MONTH OF AUGUST 1955		EIGHT MONTHS ENDED AUGUST 1955		Class Number
	Quantities	Values (\$)	Quantities	Values (\$)	
VEGETABLE FLOUR NOP NOT EDIBLE					1843
100 U KINGDOM				308	
309 BRAZIL				16237	
355 INDONESIA				1465	
400 U STATES		28881		217104	
		28881		235114	
NON FOODS TAR 68A 206 662 809					1844
400 U STATES		753		14456	
		753		14456	
VEGETABLE FLAVOURINGS					1845
100 U KINGDOM		2214		9618	
232 MALTA		329		865	
320 DOM REP		169		169	
327 FRANCE		198		10729	
335 GERMANY W		156		556	
336 GREECE				85	
344 ITALY				3969	
352 MEXICO				159	
354 NETHRLNOS		460		3615	
372 SPAIN				131	
388 YUGO SLAV				368	
400 U STATES		48759		253753	
		52285		284017	
SIZING PREPARATIONS N O P	LB				1846
400 U STATES	113218	9057	696001	77997	
	113218	9057	696001	77997	

IMPORTS INTO CANADA FOR CONSUMPTION

Articles and Countries from which Imported	MONTH OF AUGUST 1955		EIGHT MONTHS ENDED AUGUST 1955		Class Number
	Quantities	Values (\$)	Quantities	Values (\$)	
<u>GROUP 2</u>					
<u>ANIMALS AND ANIMAL PRODUCTS</u>					
CATTLE PURE BRED					
100 U KINGDOM	NO				2012
400 U STATES	26	17805	149	100411	
	81	55543	706	432927	
	107	73348	855	533338	
BABY CHICKS AND TURKEY POULTS					
400 U STATES	NO				2013
	51530	16716	473059	220641	
	51530	16716	473059	220641	
EGGS PURE BRED					
100 U KINGDOM	NO				2014
207 UN SO AFK	8	1022	73	10609	
305 AUSTRIA			1	138	
327 FRANCE	3	600	2	200	
335 GERMANY W			5	721	
354 NETHRLNDS			1	350	
376 SWITZRLNO	1	115	2	160	
381 ALASKA			1	115	
400 U STATES	22	2280	2	446	
	34	4017	156	15298	
FOWLS DOMESTIC PURE BRED					
400 U STATES	NO				2015
	26	175	547	3557	
	26	175	547	3557	
HORSES PURE BRED					
100 U KINGDOM	NO				2018
400 U STATES			7	15549	
	11	7973	112	90305	
	11	7973	119	105854	
RABBITS PURE BRED					
400 U STATES	NO				2019
			8	296	
			8	296	
SHEEP PURE BRED					
400 U STATES	NO				2020
	8	1088	48	6183	
	8	1088	48	6183	
ANIMALS FOR IMP OF STOCK N O P					
100 U KINGDOM	NO				2021
400 U STATES	43	4300	101	22686	
			22	10009	
	43	4300	123	32695	
HORSES N O P					
100 U KINGDOM	NO				2035
400 U STATES	3	1048	18	23982	
	286	144887	1997	866528	
	289	145935	2015	890510	
LIVESTOCK N O P					
100 U KINGDOM	NO				2037
400 U STATES			1	202	
	1487	23821	19022	383429	
	1487	23821	19023	383631	
BEEES					
400 U STATES					2041
		1634		369633	
		1634		369633	
FOXES					
400 U STATES	NO				2042
			3	417	
			3	417	
LEECHES					
400 U STATES					2043
				62	
				62	
PIGEONS HOMING AND PHEASANTS					
100 U KINGDOM		366		366	2044
400 U STATES		60		9157	
		426		9523	
TURTLES					
400 U STATES		1757		11650	2045
		1757		11650	
ALL OTHER ANIMALS LIVING N O P					
100 U KINGDOM		796		3194	2046
215 INDIA		18562		37125	
306 BELGIUM		255		1760	
307 BEL CONGO				125	
318 DENMARK		156		156	
327 FRANCE		130		268	
335 GERMANY W				3997	
347 JAPAN				331	
354 NETHRLNDS				2850	
363 PERU				554	
364 PHIL		1002		3002	
400 U STATES		12094		177785	
		32995		231147	
MINK					
326 FINLAND	NO				2047
400 U STATES			16	2950	
			3193	259970	
			3209	262920	
BONES CRUDE					
215 INDIA	CWT				2051
366 PORTUGAL			42	1573	
400 U STATES			28	1448	
	12	1145	7793	34293	
	12	1145	7863	37314	
BONE DUST CHARRED BONE					
100 U KINGDOM	CWT				2052
234 AUSTRALIA		7531	30436	66452	
400 U STATES		18738	1500	3786	
		607	5158	39651	
		8138	37094	109889	

IMPORTS INTO CANADA FOR CONSUMPTION

Articles and Countries from which Imported	MONTH OF AUGUST 1955		EIGHT MONTHS ENDED AUGUST 1955		Class Number	
	Quantities	Values (\$)	Quantities	Values (\$)		
BONE PITCH CRUDE ONLY 400 U STATES	CWT 418	2898	3589	22499	2053	
CHARCOAL ANIMAL FOR SUGAR 100 U KINGDOM 322 EGYPT	CWT 418	2898	18436 4480 22916	160122 22305 182427	2054	
IVORY AND MANUFACTURES 100 U KINGDOM 215 INDIA 231 HONG KONG 313 CHINA 335 GERMANY W 347 JAPAN 400 U STATES		346 58 404		5591 228 380 408 55 438 1378 8478	2063	
BUTTON BLANKS OF SHELL ROUGH 400 U STATES				59 59	2071	
SHELLS UNMANUFACTURED FOSSILS 100 U KINGDOM 335 GERMANY W 354 NETHRLNDS 400 U STATES		506 1255 1437 3198		14007 8170 2015 12129 36321	2073	
SHELLS N O P CRUSHED OR GROUND 400 U STATES	CWT		600	313	2074	
OYSTER SHELLS CRUSHED OR NOT 400 U STATES	CWT		600	313	2075	
FEATHERS NATURAL 100 U KINGDOM 231 HONG KONG 306 BELGIUM 317 CZECHO S 318 DENMARK 327 FRANCE 335 GERMANY W 400 U STATES		16095 2103 190 148 8548 27084		1903 68517 4100 190 2984 148 228 28343 106413	2081	
BADMINTON SHUTTLE COCKS BIRDS 100 U KINGDOM 215 INDIA 216 PAKISTAN 318 DENMARK 335 GERMANY W 347 JAPAN 400 U STATES	GROSS	45 18	1212 194	260 70 4 7 105 41 617 1104	4225 588 77 201 1006 391 20364 26852	2083
MANUFACTURES OF FEATHERS N O P 100 U KINGDOM 207 UN SO AFR 215 INDIA 216 PAKISTAN 317 CZECHO S 327 FRANCE 335 GERMANY W 347 JAPAN 352 MEXICO 376 SWITZRLND 400 U STATES		446 308 79 793 173 3109 4908		2970 441 124 364 393 14192 1844 529 487 312 18124 39780	2084	
FEATHERBONE COILS 400 U STATES		1846 1846		13860 13860	2085	
QUILLS NATURAL OR UNPLUMED 100 U KINGDOM 207 UN SO AFR 231 HONG KONG 304 ARGENTINA 317 CZECHO S 318 DENMARK 327 FRANCE 400 U STATES				3373 538 4723 2710 1012 3405 164 26766 42691	2086	
COD HADDOCK POLLOCK FRESH 100 U KINGDOM 381 ALASKA 400 U STATES	LB			16551 115301 235240 367092	3989 19683 40681 64353	2091
HALIBUT FRESH 381 ALASKA 400 U STATES	LB	48752	5908	598231 758707 1356938	112495 124829 237324	2092
FISH LIVERS 381 ALASKA 400 U STATES	LB	5581 5368 10949	1470 977 2447	5561 20445 26026	1470 5291 6761	2093
HERRINGS FRESH 100 U KINGDOM 231 HONG KONG 359 NORWAY 400 U STATES	LB			56802 2600 9675 6893573 6962650	8364 640 637 120823 130464	2094

IMPORTS INTO CANADA FOR CONSUMPTION

Articles and Countries from which Imported	MONTH OF AUGUST 1955		EIGHT MONTHS ENDED AUGUST 1955		Class Number
	Quantities	Values (\$)	Quantities	Values (\$)	
LIVE FISH AND EGGS PROPAGATING 100 U KINGDOM 400 U STATES				387 22295 22682	2095
LOBSTERS FRESH 236 NEW ZEAL 400 U STATES	LB	1583	9000	6660	2096
MACKEREL FRESH 400 U STATES	LB	54504	157697	74257	2097
OYSTERS SEED AND BREEDING 400 U STATES		54504	166697	80917	2098
OYSTERS IN THE SHELL 400 U STATES	BRL		275	138	2099
OYSTERS SHELLLED IN BULK 400 U STATES	GAL		192	4156	2100
SALMON FRESH 381 ALASKA 400 U STATES	LB	63 63	402 402	32605 210396	2101
SQUID FRESH 231 HONG KONG 347 JAPAN 400 U STATES		6484	1945	247225 71993	2102
FISH ALL OTHER FRESH 100 U KINGDOM 231 HONG KONG 318 DENMARK 347 JAPAN 354 NETHRLNDS 400 U STATES	LB	6484	1945	259090 99554 171547	2103
COD HADDOCK POLLOCK DRIED 100 U KINGDOM 359 NORWAY 400 U STATES	LB	882	305	18931 5197	2111
COD HADDOCK POLLOCK SALTED 100 U KINGDOM 400 U STATES	LB	200 4510	78 1435	23893 6025	2113
HALIBUT SALTEO	LB	226356	31891	7216 2475	2114
HERRINGS SALTEO 100 U KINGDOM 354 NETHRLNOS 359 NORWAY 375 SWEDEN 400 U STATES	LB	96737	12654	863283 122315	2115
MACKEREL PICKLED	LB	328685	46363	38936 12907	2117
SALMON SALTED 400 U STATES	LB			2095993 255726	2118
SALMON SMOKED 400 U STATES	LB			3048252 404645	2119
FISH DRIED N O P 100 U KINGDOM 231 HONG KONG 347 JAPAN 400 U STATES	LB			38369 8786	2120
FISH ALL OTHER SALTED 100 U KINGDOM 231 HONG KONG 366 PORTUGAL 372 SPAIN 400 U STATES	LB			276 70	2121
FISH OTHER SMOKED OR BONELESS 100 U KINGDOM 231 HONG KONG 354 NETHRLNDS 359 NORWAY 400 U STATES	LB			110 50	2122
CRABS CLAMS SHRIMPS CANNED 100 U KINGDOM 231 HONG KONG 318 DENMARK 347 JAPAN 359 NORWAY 400 U STATES	LB			38755 6906	2131
KIPPERED HERRINGS CANNED 100 U KINGDOM 326 FINLAND	LB			2340 425	2132
				4000 733	
				6340 1158	
				590260 67802	
				278582 38582	
				422095 29428	
				10150 901	
				24492 3116	
				1325579 139829	
				1383 802	
				1200 1412	
				1200 1412	
				8750 1434	
				6324 3747	
				2650 989	
				5980 1731	
				23704 7901	
				5250 534	
				50490 18585	
				1764 312	
				16931 2957	
				27522 5544	
				101957 27932	
				220131 37349	
				600 223	
				7126 824	
				3839 591	
				19551 4666	
				251247 43653	
				221 149	
				200 85	
				23138 13971	
				362252 94854	
				123797 93289	
				1556434 1140428	
				2066042 1342776	
				8180 3150	
				109982 230	
				27814 66	

IMPORTS INTO CANADA FOR CONSUMPTION

Articles and Countries from which Imported	MONTH OF AUGUST 1955		EIGHT MONTHS ENDED AUGUST 1955		Class Number
	Quantities	Values (\$)	Quantities	Values (\$)	
354 NETHRLNDS			270	89	
359 NORWAY	22520	7130	133764	39331	
400 U STATES			2621	785	
	30700	10280	246867	68085	
LOBSTERS CANNED PREPARED N O P	LB				2133
100 U KINGDOM			307	228	
207 UN SO AFH			35063	39170	
400 U STATES			6414	4946	
			41784	44344	
OYSTERS SHELLED IN CANS	QUART				2136
352 MEXICO			840	1307	
400 U STATES	252	513	9215	18110	
	252	513	10055	19417	
OYSTERS PREPARED PRESERVED NOP	LB				2137
100 U KINGDOM			972	499	
231 HONG KONG			15592	13629	
347 JAPAN	9006	4879	75904	32162	
400 U STATES	10200	6440	46240	37569	
	19206	11319	138708	83859	
SALMON CANNED PREPARED N O P	LB				2138
100 U KINGDOM			236	118	
335 GERMANY W			3933	2371	
359 NORWAY			56	96	
400 U STATES			1612	1212	
			5837	3797	
PILCHARD CANNED	LB				2139
207 UN SO AFH			1125	153	
347 JAPAN			1628	258	
400 U STATES	7650	902	11658	1301	
	7650	902	14411	1712	
ANCHOVIES SARDINES CANNED	LB				2140
100 U KINGDOM			2282	944	
207 UN SO AFH			13500	1625	
318 DENMARK	10579	5058	44915	19946	
327 FRANCE			3692	2096	
335 GERMANY W	1050	378	1898	686	
344 ITALY			1275	1334	
353 MOROCCO	7855	3130	17759	6934	
354 NETHRLNDS			360	67	
359 NORWAY	92827	65261	1070806	656819	
366 PORTUGAL	36613	16989	224552	111993	
372 SPAIN	1250	837	12916	6882	
375 SWEDEN	5359	1895	28656	10243	
388 YUGO SLAV	94	160	10999	7022	
400 U STATES	2970	1301	64496	35906	
	158597	95009	1498106	862497	
TUNA FISH CANNED	LB				2143
347 JAPAN	84000	24082	1035718	332551	
363 PERU			21600	4257	
366 PORTUGAL			256	195	
400 U STATES	2188	1591	18333	10566	
	86188	25673	1075907	347569	
FISH PRESERVED IN OIL N O P					2144
231 HONG KONG		1872		16038	
318 DENMARK				284	
327 FRANCE				2070	
335 GERMANY W				5045	
344 ITALY				314	
347 JAPAN				24346	
363 PERU		18718		150382	
366 PORTUGAL		5002		9038	
400 U STATES		475		7702	
		26067		215219	
FISH PREPARED OR PRESERVED NOP					2145
100 U KINGDOM		913		9532	
218 MALAYA				301	
231 HONG KONG		453		5855	
318 DENMARK		193		2728	
327 FRANCE		70		1883	
335 GERMANY W		140		140	
344 ITALY				213	
347 JAPAN		2356		14733	
352 MEXICO		1862		6487	
354 NETHRLNDS				1353	
359 NORWAY		322		11542	
366 PORTUGAL				1496	
375 SWEDEN		51		359	
400 U STATES		7771		103004	
		14131		159626	
HERRINGS CANNED	LB				2146
100 U KINGDOM	10327	2086	72688	11728	
231 HONG KONG			582	377	
335 GERMANY W	7551	1556	101766	19337	
354 NETHRLNDS	2187	434	6646	1523	
359 NORWAY	5930	1823	27095	7078	
375 SWEDEN	3136	1659	14842	6806	
400 U STATES	280	69	2122	957	
	29411	7627	225741	47806	
FISH OFFAL OR REFUSE	CWT				2151
381 ALASKA	13	127	13	127	
400 U STATES	8049	21913	25818	63664	
	8062	22040	25831	63791	
SPONGES OF MARINE PRODUCTION					2152
100 U KINGDOM		202		285	
227 BAHAMAS		246		484	
232 MALTA				128	

IMPORTS INTO CANADA FOR CONSUMPTION

Articles and Countries from which Imported	MONTH OF AUGUST 1955		EIGHT MONTHS ENDED AUGUST 1955		Class Number
	Quantities	Values (\$)	Quantities	Values (\$)	
316 CUBA				3524	
327 FRANCE		754		2482	
336 GREECE				15522	
344 ITALY				1881	
400 U STATES		1840		22857	
FISHERY PRODUCTS		3042		47163	2153
N O P					
100 U KINGDOM		186		867	
225 TRINIDAD				86	
231 HONG KONG		10680		35601	
236 NEW ZEAL				3418	
316 CUBA				426	
318 DENMARK				1196	
335 GERMANY W		171		763	
347 JAPAN		108		8349	
352 MEXICO				3435	
354 NETHRLNDS				136	
359 NORWAY		105		1401	
375 SWEDEN				79	
380 USSR				623	
400 U STATES		104554		740903	
FISH MEAL		115804		797283	2154
CWT					
FUR SKINS CHINA AND JAP MINK					2155
N O					
100 U KINGDOM			4000	4683	
347 JAPAN			1000	4039	
400 U STATES	100	463	5435	19880	
FUR SKINS OPOSSUM UNDRRESSED					2156
N O					
100 U KINGDOM			1039	1707	
400 U STATES			22059	9295	
FUR SKINS RACCOON UNDRRESSED					2157
N O					
400 U STATES	11353	29198	261712	796938	
FUR SKINS SHEEP LAMB UNDRRESSED					2158
N O					
100 U KINGDOM	2500	5071	2500	5071	
207 UN SO AFR	3337	6341	3337	6341	
234 AUSTRALIA	2283	5915	2283	5915	
304 ARGENTINA	14020	24360	59686	96348	
335 GERMANY W			375	455	
372 SPAIN	144	328	144	328	
400 U STATES	424	835	89412	271701	
FUR SKINS VISCACHA UNDRRESSED					2159
N O					
400 U STATES	22708	42850	157737	386159	
FUR SKINS WALLABY UNDRRESSED					2160
N O					
FUR SKINS MARINE UNDRRESSED					2161
N O					
100 U KINGDOM			25	115	
400 U STATES			666	23484	
FUR SKINS FOX UNDRRESSED					2162
N O					
100 U KINGDOM	130	3786	4805	47824	
380 USSR			1010	15000	
400 U STATES	9659	9192	71171	89545	
FUR SKINS KOLINSKY UNDRRESSED					2163
N O					
100 U KINGDOM			33149	55711	
380 USSR			10000	32175	
FUR SKINS MINK UNDRRESSED					2164
N O					
100 U KINGDOM	980	7663	12112	159745	
334 ST PIERRE			41	410	
335 GERMANY W			60	1350	
359 NORWAY			101	1669	
375 SWEDEN			361	5570	
381 ALASKA			58	1577	
400 U STATES	1939	40370	94514	2044740	
FUR SKINS MUSKRAT UNDRRESSED					2165
N O					
100 U KINGDOM	10240	14029	75230	103959	
381 ALASKA			1781	1851	
400 U STATES	83739	113056	1748097	2988428	
FUR SKINS PERSIAN LAMB UNDRRESS					2166
N O					
100 U KINGDOM	15233	105766	51564	346385	
207 UN SO AFR	1544	9818	5624	34909	
342 IRAN			1080	6547	
380 USSR			3588	19408	
400 U STATES	46770	370339	523600	4253157	
FUR SKINS RABBIT UNDRRESSED					2167
N O					
327 FRANCE	50600	28456	220100	98477	
347 JAPAN	6000	3876	198000	79487	
400 U STATES	222	83	60878	22718	
FUR SKINS SQUIRREL UNDRRESSED					2168
N O					
100 U KINGDOM			112364	55665	
305 AUSTRIA			7490	2595	
317 CZECHO S			27000	22946	
347 JAPAN	5000	1733	41100	26843	
400 U STATES	1395	654	118544	83904	
	6395	2387	306498	191953	

IMPORTS INTO CANADA FOR CONSUMPTION

Articles and Countries from which Imported	MONTH OF AUGUST 1955		EIGHT MONTHS ENDED AUGUST 1955		Class Number
	Quantities	Values (\$)	Quantities	Values (\$)	
FUR SKINS UNDRRESSED N O P	NO				2169
100 U KINGDOM	50990	71627	197587	289430	
231 HONG KONG	18000	28470	137500	138423	
309 BRAZIL	160	5518	277	6621	
313 CHINA	54000	58380	306800	407892	
326 FINLAND	470	7562	470	7562	
354 NETHRLNDS			6000	8290	
375 SWEDEN			62000	68557	
376 SWITZRLNO			4100	5371	
380 USSR			20000	9559	
381 ALASKA	104	899	222	4575	
400 U STATES	8227	60477	101844	1115913	
	131951	232933	836800	2062193	
ASTRACHAN RUSSIAN HARE DRESSEO					2171
RABBIT SKINS DRESSED N O P	002				2172
100 U KINGDOM	500	1151	537	1268	
306 BELGIUM	350	1661	12810	36441	
335 GERMANY W			10	187	
400 U STATES			617	2673	
	650	2812	13974	40569	
FUR SKINS DRESSED N O P					2173
100 U KINGDOM		5482		83748	
301 AFGHAN				113	
304 ARGENTINA				1074	
305 AUSTRIA				381	
306 BELGIUM		166		4091	
335 GERMANY W				2404	
400 U STATES		275616		1370915	
		281264		1462726	
HATTERS FURS NOT ON THE SKIN	LB				2174
100 U KINGDOM	13700	59681	33800	126881	
306 BELGIUM	9125	29715	53521	149747	
317 CZECHO S			10869	20097	
327 FRANCE	13896	31466	54121	116226	
344 ITALY			5545	9430	
372 SPAIN	9500	19572	37830	63332	
400 U STATES	12537	47676	115203	347828	
	58758	188110	310889	833541	
FUR SKINS SHEEP DRESSED					2175
400 U STATES		14907		147528	
		14907		147528	
MANUFACTURES OF FUR N O P					2181
100 U KINGDOM		9270		151302	
234 AUSTRALIA				61	
317 CZECHO S				1202	
327 FRANCE		1191		1991	
335 GERMANY W		228		228	
347 JAPAN		250		465	
381 ALASKA				177	
400 U STATES		39468		429941	
		50407		585367	
BRISTLES ANIMAL	LB				2191
100 U KINGDOM	12643	34025	89413	236488	
231 HONG KONG	2000	4030	20873	46621	
306 BELGIUM			17380	63767	
313 CHINA	5497	10907	11909	18754	
335 GERMANY W	334	769	3277	13683	
347 JAPAN			500	990	
354 NETHRLNDS	52584	165822	124241	357017	
400 U STATES	107	2131	4915	14544	
	73165	217684	272508	751864	
HAIR UNMANUFACTURED	LB				2192
100 U KINGDOM			5	308	
317 CZECHO S			8	305	
327 FRANCE			4	100	
335 GERMANY W	4	80	18	628	
354 NETHRLNDS	25000	6895	50139	16617	
400 U STATES	67913	16900	873227	170678	
	92917	23875	923401	188636	
HORSE HAIR	LB				2193
100 U KINGDOM			516	1910	
304 ARGENTINA			133	202	
400 U STATES	3457	6320	48255	73025	
	3457	6320	48904	75137	
HAIR CURLED OYED N O P					2194
100 U KINGDOM		1266		3116	
335 GERMANY W		197		604	
400 U STATES		950		2890	
		2413		6610	
MANUFACTURES OF HAIR N O P					2195
100 U KINGDOM		1675		7756	
231 HONG KONG		7007		29928	
313 CHINA		559		1328	
327 FRANCE		133		2693	
335 GERMANY W		1965		8982	
347 JAPAN				841	
400 U STATES		910		9667	
		12249		61195	
HORSE HIOES	NO				2200
304 ARGENTINA	1500	8893	6500	34914	
400 U STATES	106	735	1405	7970	
	1606	9628	7905	42884	
CALF SKINS AND KIPS RAW	NO				2201
236 NEW ZEAL			6200	15907	
327 FRANCE	1056	6663	1452	9309	

IMPORTS INTO CANADA FOR CONSUMPTION

Articles and Countries from which Imported	MONTH OF AUGUST 1955		EIGHT MONTHS ENDED AUGUST 1955		Class Number
	Quantities	Values (\$)	Quantities	Values (\$)	
334 ST PIERRE			1031	1016	
335 GERMANY W	994	6784	2590	17463	
344 ITALY	1752	7032	1752	7032	
354 NETHRLNDS			12500	43755	
365 POLAND	24000	86818	36000	127654	
376 SWITZRLND	1000	7171	3400	22453	
400 U STATES	36521	137408	399536	1438130	
	65323	251876	464461	1682719	
CATTLE HIDES RAW	NO				2202
236 NEW ZEAL	1200	7683	1400	8901	
318 DENMARK			5000	20107	
334 ST PIERRE			573	1030	
400 U STATES	31805	163967	343985	1694912	
	33005	171650	350958	1724950	
SHEEP SKINS RAW	NO				2203
100 U KINGDOM	1584	1606	7716	6927	
207 UN SO AFR			5000	10654	
234 AUSTRALIA			33211	41720	
236 NEW ZEAL			159722	109087	
304 ARGENTINA	2425	3131	85467	126394	
325 ETHIOPIA	3000	2903	3000	2903	
334 ST PIEHRE			475	138	
335 GERMANY W			6000	7867	
363 PERU			840	1081	
386 URUGUAY	1500	1773	1500	1773	
400 U STATES	62216	62625	337790	465679	
	70725	72238	640721	774223	
OTHER HIDES AND SKINS RAW NOP	NO				2204
366 PORTUGAL			125	273	
400 U STATES			308	611	
			433	884	
GOAT SKINS AND KID SKINS RAW	NO				2205
224 JAMAICA			432	353	
335 GERMANY W			6000	4818	
366 PORTUGAL			600	300	
400 U STATES			8352	3858	
			15384	9329	
HIDE SECTIONS OR BELLIES	NO				2206
100 U KINGDOM			1024	2065	
327 FRANCE			2000	8661	
335 GERMANY W			900	15609	
354 NETHRLNDS			5417	2001	
376 SWITZRLND			503	9055	
400 U STATES	18704	27478	294834	278694	
	18704	27478	304678	316085	
LEATHER DRESSED KID					2210
100 U KINGDOM		77294		326213	
215 INDIA				1044	
306 BELGIUM		55		272	
327 FRANCE				1286	
335 GERMANY W		4002		35296	
352 MEXICO				7393	
372 SPAIN				6091	
400 U STATES		23972		222635	
		105323		600230	
BELTING LEATHER IN BUTTS					2211
100 U KINGDOM		10810		50291	
234 AUSTRALIA				2782	
318 DENMARK				960	
327 FRANCE				2724	
335 GERMANY W				4457	
354 NETHRLNDS		102		102	
400 U STATES		7105		96379	
		18017		157695	
LEATHER TANNED N O P					2213
100 U KINGDOM		10206		66524	
215 INDIA				37778	
224 JAMAICA		4859		4859	
234 AUSTRALIA				208	
236 NEW ZEAL		803		1204	
306 BELGIUM				3672	
327 FRANCE		6797		7251	
335 GERMANY W				274	
354 NETHRLNDS		1493		1493	
389 IRELAND				115	
400 U STATES		11590		166315	
		35748		289693	
LEATHER DRESSED N O P					2215
100 U KINGDOM		127569		749821	
215 INDIA		6088		6926	
234 AUSTRALIA		1731		6943	
236 NEW ZEAL				851	
306 BELGIUM				2760	
309 BRAZIL		1036		5549	
318 DENMARK				10935	
327 FRANCE		43640		203749	
335 GERMANY W		2246		24661	
352 MEXICO				1445	
353 MOROCCO				1528	
354 NETHRLNDS		967		4274	
372 SPAIN				1361	
375 SWEDEN		1115		3623	
376 SWITZRLND				716	
389 IRELAND		1061		6730	
400 U STATES		158702		923659	
		344155		1955531	

IMPORTS INTO CANADA FOR CONSUMPTION

Articles and Countries from which Imported	MONTH OF AUGUST 1955		EIGHT MONTHS ENDED AUGUST 1955		Class Number
	Quantities	Values (\$)	Quantities	Values (\$)	
CHAMOIS SKIN					2216
100 U KINGDOM		30063		220576	
234 AUSTRALIA		537		537	
236 NEW ZEAL		1758		3003	
306 BELGIUM				2268	
400 U STATES		614		3785	
		32972		230169	
PATENT AND UPHOLSTERY LEATHER					2217
100 U KINGDOM				1850	
400 U STATES		24905		111031	
		24905		112881	
SOLE LEATHER	LB				2218
100 U KINGDOM	2689	1471	7563	3842	
400 U STATES	10584	6193	109166	47112	
	13273	7664	116729	50954	
SCHAP LEATHER					2219
100 U KINGDOM				753	
236 NEW ZEAL		494		1299	
400 U STATES		3792		44136	
		4286		46188	
PIG MOROCCO ROLLER LEATHERS					2220
100 U KINGDOM		62199		301270	
400 U STATES		3759		20617	
		65958		321887	
LEATHER FROM EAST INDIA KIP					2221
100 U KINGDOM		71009		577854	
		71009		577854	
LEATHER FOR GLOVES OR CLOTHING					2224
100 U KINGDOM		51004		268709	
234 AUSTRALIA				148	
327 FRANCE		182		182	
375 SWEDEN				1626	
384 P RICO				13056	
400 U STATES		150308		1274275	
		201494		1557996	
LEATHER FOR UPHOLSTERY LEATHER					2225
100 U KINGDOM		9432		106180	
400 U STATES		777		4680	
		10209		110860	
CRUST OIL LEATHER FOR CHAMOIS					2226
100 U KINGDOM				5935	
				5935	
BOOTS AND SHOES PEGGED LEATHER	PAIR				2231
100 U KINGDOM			168	363	
400 U STATES			123	710	
			291	1073	
BOOTS AND SHOES MENS LEATHER	PAIR				2232
100 U KINGDOM	71831	326578	246893	1193354	
231 HONG KONG			488	989	
305 AUSTRIA			152	2513	
306 BELGIUM			160	1715	
327 FRANCE			1846	13799	
335 GERMANY W	635	3503	4304	23437	
336 GREECE			50	320	
344 ITALY	1868	11084	7086	37791	
352 MEXICO			226	493	
354 NETHRLNDS			2334	8910	
359 NORWAY			200	883	
360 ISRAEL	36	287	36	287	
376 SWITZRLND	8	86	321	3741	
400 U STATES	4756	30436	49174	235589	
	79134	371974	313270	1523821	
BOOTS AND SHOES WOMENS LEATHER	PAIR				2233
100 U KINGDOM	23516	122973	70915	363138	
215 INDIA			126	338	
231 HONG KONG	255	272	2837	1726	
305 AUSTRIA			14	205	
316 CUBA			45	307	
327 FRANCE	120	261	217	757	
335 GERMANY W	528	2151	4570	21289	
344 ITALY	642	3149	9866	39183	
352 MEXICO	3768	2852	7265	5897	
354 NETHRLNDS			2201	5030	
376 SWITZRLND	2841	22048	7446	58914	
400 U STATES	89846	360364	483638	1767712	
	121516	514070	589140	2264496	
BOOTS SHOES CHILDRENS LEATHER	PAIR				2234
100 U KINGDOM	4574	9354	151536	154967	
215 INDIA	5040	3336	13181	8572	
231 HONG KONG			1320	1474	
335 GERMANY W	44	122	1339	4240	
344 ITALY	693	560	1202	1065	
354 NETHRLNDS			54722	57744	
400 U STATES	36832	59343	135115	227980	
	47183	72715	358415	456042	
GARMENTS LEATHER					2235
100 U KINGDOM		1254		9311	
335 GERMANY W		1750		1750	
400 U STATES		439		17135	
		3443		28196	
GLOVES MITTS LEATHER	N O P				2236
100 U KINGDOM		61698		167978	
216 PAKISTAN				861	
306 BELGIUM				193	
327 FRANCE		22287		62464	
335 GERMANY W		1628		8019	

IMPORTS INTO CANADA FOR CONSUMPTION

Articles and Countries from which Imported	MONTH OF AUGUST 1955		EIGHT MONTHS ENDED AUGUST 1955		Class Number
	Quantities	Values (\$)	Quantities	Values (\$)	
344 ITALY		6393		15880	
347 JAPAN				2365	
354 NETHRLNDS		584		2801	
375 SWEDEN		936		1314	
400 U STATES		3249		56124	
		96775		317999	
GLOVES OF KID WOMENS					2237
100 U KINGDOM		5544		9602	
306 BELGIUM		1805		6559	
327 FRANCE		35643		148334	
335 GERMANY W		21232		70168	
344 ITALY		2729		8704	
400 U STATES		1698		5012	
		68651		248379	
HARNES AND SADULERY					2238
100 U KINGDOM		7246		37425	
335 GERMANY W				3541	
344 ITALY		77		167	
354 NETHRLNDS				1339	
400 U STATES		14358		103449	
		21681		145921	
LEATHER BELTING					2239
100 U KINGDOM		1128		14829	
327 FRANCE				1960	
335 GERMANY W		100		100	
354 NETHRLNDS				308	
376 SWITZRLND		280		280	
400 U STATES		2066		52547	
		3574		70024	
MFRS OF LEATHER OR RAWHIDE NOP					2241
100 U KINGDOM		19419		89781	
216 PAKISTAN		57		277	
305 AUSTRIA		168		500	
306 BELGIUM		162		472	
327 FRANCE		447		805	
335 GERMANY W		2104		17166	
344 ITALY		2179		6903	
347 JAPAN		1002		1550	
352 MEXICO		148		1866	
353 MOROCCO		193		268	
354 NETHRLNDS				1619	
372 SPAIN				444	
375 SWEDEN				457	
376 SWITZRLND		507		2450	
400 U STATES		48467		333835	
		74853		458393	
SOLES AND HEELS LEATHER					2243
100 U KINGDOM		2540		22987	
327 FRANCE				1746	
400 U STATES		14772		74541	
		17312		99274	
SHOE LIFTS AND WELTING LEATHER					2244
100 U KINGDOM				1372	
335 GERMANY W				160	
400 U STATES		3184		29871	
		3184		31403	
STRAPS LEATHER					2245
100 U KINGDOM		12783		46666	
305 AUSTRIA				263	
318 DENMARK				317	
327 FRANCE		184		1860	
335 GERMANY W		2008		11463	
344 ITALY		248		1177	
352 MEXICO				3539	
376 SWITZRLND		445		4989	
400 U STATES		10724		77059	
		26392		147333	
BICYCLE SADDLES					2246
100 U KINGDOM	NO	19248	12736	79438	59764
335 GERMANY W		1000	486	25460	16728
347 JAPAN				300	213
354 NETHRLNDS		2400	1812	19300	14604
400 U STATES		3147	2847	7870	7776
		25795	17881	132368	99085
BEEF AND VEAL FRESH					2251
100 U KINGDOM	LB	2123	849	11956	4362
234 AUSTRALIA		20131	3397	20639	3834
236 NEW ZEAL		1605407	292850	2394329	452568
381 ALASKA				100	59
389 IRELAND				224000	56448
400 U STATES		238134	92752	1596945	558355
		1865795	389848	4247969	1075626
MUTTON AND LAMB FRESH					2252
100 U KINGDOM	LB	1000	400	4974	1752
234 AUSTRALIA		26073	2086	2945006	556862
236 NEW ZEAL		484630	45732	6772373	1629828
400 U STATES		36974	14091	193025	62524
		548677	62309	9915378	2250966
PORK FRESH					2253
100 U KINGDOM	LB	1000	250	2894	810
234 AUSTRALIA		14040	4639	50555	15711
		15040	4889	53449	16521
POULTRY NOP GAME					2254
234 AUSTRALIA	PARTRIDGE				13500
400 U STATES		9604		102439	
		9604		115939	

IMPORTS INTO CANADA FOR CONSUMPTION

Articles and Countries from which Imported	MONTH OF AUGUST 1955		EIGHT MONTHS ENDED AUGUST 1955		Class Number
	Quantities	Values (\$)	Quantities	Values (\$)	
RABBITS FROZEN FOR FOX FEED					2256
MEATS FRESH N O P	LB				2257
100 U KINGDOM			350	111	
231 HONG KONG			250	150	
316 CUBA	270	207	7160	5434	
347 JAPAN	100	80	550	423	
400 U STATES	10983	7834	113158	47207	
	11353	8121	121468	53325	
EDIBLE OFFAL FRESH	LB				2258
234 AUSTRALIA			2280	1047	
236 NEW ZEAL	45313	9302	69503	17370	
400 U STATES	400519	33126	2944765	339681	
	445832	42428	3016548	358098	
CHICKENS AND FOWL	LB				2259
100 U KINGDOM			193	75	
400 U STATES	594946	206728	2138665	626746	
	594946	206728	2138858	626821	
TURKEYS	LB				2260
400 U STATES	505596	218420	2577796	1109297	
	505596	218420	2577796	1109297	
BACON HAMS OTHER PORK PREPARED	LB				2261
100 U KINGDOM	540	216	4623	1861	
381 ALASKA			203	128	
400 U STATES	2915	2026	20018	15811	
	3455	2242	24844	17800	
BEEF CANNED	LB				2262
100 U KINGDOM	434	164	73829	20636	
234 AUSTRALIA	1393847	465712	5105493	1580198	
236 NEW ZEAL	180000	7473	2340000	104712	
304 ARGENTINA	731052	238592	2623956	863395	
318 DENMARK			8148	5539	
354 NETHRLNDS			281	205	
389 IRELAND			360	159	
400 U STATES	1958	1416	7112	5614	
	2145291	713357	8053179	2580458	
BEEF PICKLED	LB				2263
234 AUSTRALIA			2320	311	
400 U STATES	1447000	242588	5968674	1080625	
	1447000	242588	5970994	1080936	
CANNED MEATS POULTRY GAME NOP	LB				2264
100 U KINGDOM	655	541	33564	11742	
234 AUSTRALIA			77720	20014	
304 ARGENTINA	16640	4716	40040	11507	
318 DENMARK	5481	3818	31404	16632	
327 FRANCE	6866	4079	19523	14140	
354 NETHRLNDS	4523	1688	24332	9559	
400 U STATES	235432	68466	1749645	507292	
	269597	83308	1976228	590886	
EXTRACTS OF MEAT FLUID BEEF					2265
100 U KINGDOM		22436		26276	
234 AUSTRALIA		16319		208984	
304 ARGENTINA		58041		58041	
354 NETHRLNDS				150	
386 URUGUAY				3561	
400 U STATES		73		2176	
		96869		299188	
MEATS PREPARED NOT CANNED	LB				2266
100 U KINGDOM			296	144	
400 U STATES	215	196	47888	11019	
	215	196	48184	11163	
PORK BARRELLED IN BRINE	LB				2267
PORK DRY SALTED	LB				2268
SAUSAGE	LB				2269
400 U STATES	10903	5187	44458	26528	
	10903	5187	44458	26528	
SOUPS SOUP PREPARATIONS N O P					2270
100 U KINGDOM		110		10150	
304 ARGENTINA				6040	
327 FRANCE				166	
354 NETHRLNDS		1060		9536	
362 PARAGUAY				7877	
376 SWITZRLND		923		37234	
400 U STATES		13725		145515	
		15818		216518	
MEAT PIES FROZEN	LB				2271
100 U KINGDOM			480	92	
400 U STATES	38650	11465	997715	341387	
	38650	11465	998195	341479	
COMPLETE DINNERS MEAT FROZEN	LB				2272
400 U STATES	175	186	161153	92275	
	175	186	161153	92275	
MILK SKIM POWDERED	LB				2280
400 U STATES			3680	803	
			3680	803	
MILK AND CREAM FRESH	GAL				2281
318 DENMARK	1252	3402	8888	18008	
400 U STATES	420	2664	6798	24712	
	1672	6066	15686	42720	
BUTTER	LB				2282
100 U KINGDOM	926	371	4697	1958	
400 U STATES	60	43	460	257	
	986	414	5157	2215	

IMPORTS INTO CANADA FOR CONSUMPTION

Articles and Countries from which Imported	MONTH OF AUGUST 1955		EIGHT MONTHS ENDED AUGUST 1955		Class Number
	Quantities	Values (\$)	Quantities	Values (\$)	
CASEIN					
236 NEW ZEAL	LB 11068	1964	22228	4196	2283
400 U STATES	4240	1722	129825	26526	
	15308	3686	152053	30722	
CHEESE					
100 U KINGDOM	LB 452	106	14460	7868	2284
234 AUSTRALIA			11126	1996	
236 NEW ZEAL			2240649	473504	
304 ARGENTINA	9909	3863	76343	32653	
305 AUSTRIA			919	364	
316 DENMARK	153989	59044	942710	360462	
326 FINLAND			1700	772	
327 FRANCE	22210	10666	191343	92275	
335 GERMANY W	859	736	13567	7996	
344 ITALY	77158	37202	782569	389931	
354 NETHRLNDS	47486	18455	603305	242701	
359 NORWAY	4164	1619	52598	20573	
375 SWEDEN	1865	444	7822	2847	
376 SWITZRLND	46004	26646	973206	576776	
400 U STATES	102920	40703	713394	317975	
	467018	199484	6625731	2528695	
MILK CONDENSED OR EVAPORATED					
100 U KINGDOM	LB 1584	148	9166	907	2285
400 U STATES	5557	1817	33096	9640	
	7141	1965	42262	10547	
MILK WHOLE POWDERED					
400 U STATES	LB 803	943	9047	6058	2286
	803	943	9047	6058	
DRIED WHEY DRIED BUTTERMILK					
354 NETHRLNDS	LB		1200	811	2287
400 U STATES			154162	11035	
			155362	11846	
OLEIC ACID OR RED OIL					
100 U KINGDOM	LB 11385	2096	35355	6121	2288
400 U STATES	181364	31493	1091732	197892	
	192749	33589	1127087	204013	
STEARIC ACID					
100 U KINGDOM	LB 5000	646	353000	45645	2289
400 U STATES	82277	13988	595216	96480	
	87277	14634	948216	142125	
LARD OIL					
400 U STATES	GAL 1197	1762	3643	6383	2291
	1197	1762	3643	6383	
NEATS FOOT OIL					
	GAL				2292
ANIMAL OIL N O P					
100 U KINGDOM	GAL 693	468	3732	2744	2293
400 U STATES			3354	5697	
	693	468	7086	8441	
COD LIVER OIL					
100 U KINGDOM	GAL 7740	10647	23304	32573	2294
359 NORWAY	8325	14807	29455	50127	
400 U STATES			1121	2549	
	16065	25454	53880	85249	
FISH OIL N O P					
347 JAPAN	GAL 1980	3588	25839	102564	2295
400 U STATES	234973	182107	1253459	988866	
	236953	185695	1279298	1091430	
SEAL OIL					
	GAL				2296
WHALE AND SPERMACEI OIL					
100 U KINGDOM	GAL 600	1416	4706	6572	2297
359 NORWAY			2961	4372	
400 U STATES	42	78	12559	16272	
	642	1494	20226	27216	
HALIBUT LIVER OIL					
400 U STATES				51	2298
				51	
FISH OIL CONCENTRATED					
347 JAPAN		2742		22546	2299
400 U STATES		391		156146	
		3133		178692	
FISH OIL FOR FORTIFYING					
100 U KINGDOM				1286	2300
347 JAPAN		13976		49686	
354 NETHRLNDS				3277	
400 U STATES		4244		18119	
		18220		72368	
BEESWAX					
100 U KINGDOM	LB		4480	2882	2302
215 INDIA	20000	9119	37927	18255	
234 AUSTRALIA	2200	1370	2200	1370	
309 BRAZIL			32730	21492	
312 CHILE			6585	4270	
316 CUBA	4197	2618	30520	19023	
337 GUATEMALA			2996	1913	
338 HAITI			1016	614	
400 U STATES	7484	5181	193067	121441	
	33881	18288	311521	191260	
CANDLES N O P					
318 DENMARK	LB		1175	427	2303
335 GERMANY W	1320	266	1550	403	
375 SWEDEN	721	226	1658	536	
400 U STATES	3123	1050	73025	24754	
	5164	1542	77408	26120	

IMPORTS INTO CANADA FOR CONSUMPTION

Articles and Countries from which Imported		MONTH OF AUGUST 1955		EIGHT MONTHS ENDED AUGUST 1955		Class Number							
		Quantities	Values (\$)	Quantities	Values (\$)								
GREASE ROUGH	100 U KINGDOM	CWT	43	257	1641	16538	2304						
	335 GERMANY W							189	1849				
	354 NETHRLNDS							50	230				
	389 IRELAND							51	301				
	400 U STATES							12037	95137	65522	523595		
			12131	95695	67453	542513							
LARD AND COMPOUNDS STEARINE	400 U STATES	LB	69360	8123	1167911	132964	2307						
			69360	8123	1167911	132964							
TALLOW	400 U STATES	LB	132068	10410	386398	40064	2306						
			132068	10410	386398	40064							
EGG ALBUMEN DRIED POWDERED ETC	100 U KINGDOM	LB	10000	8660	45400	44250	2315						
	231 HONG KONG							6000	5792				
	313 CHINA							112	132				
	318 DENMARK							10275	15590	107141	144018		
	400 U STATES							20387	24382	159653	195454		
EGG YOLK DRIED POWDERED ETC		LB					2316						
EGGS WHOLE DRIED POWDERED ETC	313 CHINA	LB	22000	13366	22000	13366	2317						
	400 U STATES							1000	1040	14648	17338		
								23000	14406	36648	30704		
GELATINE INEDIBLE PHOTOGRAPHIC	400 U STATES	LB	12223	14077	214320	318054	2320						
			12223	14077	214320	318054							
ANIMAL GLANDS FOR MEDICINE	400 U STATES			1848		30612	2321						
				1848		30612							
BLOOD ALBUMEN AND BLOOD DRIED	400 U STATES			466		4236	2324						
				466		4236							
EGGS IN THE SHELL	100 U KINGDOM	002	210	84	460	622	2325						
	231 HONG KONG							2768	1743	20297	10256		
	381 ALASKA									300	206		
	400 U STATES							19862	30887	378497	710900		
								22840	32714	399554	721984		
EGGS YOLK DR ALBUMEN FROZEN	335 GERMANY W	LB			4962	1735	2326						
	400 U STATES				48475	38447							
					53437	40162							
GELATINE CAPSULES EMPTY	400 U STATES			60509		269538	2328						
				60509		269538							
GELATINE EDIBLE	100 U KINGDOM	LB	65628	31596	339980	164946	2329						
	234 AUSTRALIA							43200	18659	181150	71946		
	236 NEW ZEAL									10000	4326		
	306 BELGIUM							8830	3473	80012	37087		
	318 DENMARK									6720	3118		
	327 FRANCE							13440	5742	158088	60668		
	335 GERMANY W									404	754		
	354 NETHRLNDS							23160	8269	46776	16642		
	400 U STATES							78218	47574	712340	467108		
								232476	115313	1535470	826595		
	GELATINE N O P							100 U KINGDOM	LB	4480	875	22920	5322
	400 U STATES		1898	721	42107	24561							
			6378	1596	65027	29883							
GLUE ANIMAL POWDERED DR SHEET	100 U KINGDOM	LB	335680	53502	1350062	219302	2332						
	234 AUSTRALIA							11200	1869	33600	5548		
	318 DENMARK									2001	229		
	375 SWEDEN									2240	324		
	400 U STATES									146352	24603		
								346880	55371	1534255	250006		
GLUE N O P	100 U KINGDOM	LB			3562	1359	2333						
	335 GERMANY W				870	328							
	400 U STATES		9449	2921	66699	26518							
			9449	2921	71131	28205							
CATGUT WORMGUT UNMANUFACTURED							2335						
GUT AND MANUFACTURES N O P	100 U KINGDOM			603		4086	2336						
	234 AUSTRALIA			1448		5591							
	335 GERMANY W					490							
	372 SPAIN					446							
	400 U STATES			4816		37100							
				6947		47713							
HONEY	100 U KINGDOM	LB	360	61	983	464	2337						
	304 ARGENTINA									153990	19384		
	337 GUATEMALA									71180	10862		
	352 MEXICO									60812	8736		
	354 NETHRLNDS									192	58		
	400 U STATES							600244	88168	1634664	241097		
	600604	88229	1921821	280601									
MANURES ANIMAL	400 U STATES	CWT			27081	49995	2338						
					27081	49995							

IMPORTS INTO CANADA FOR CONSUMPTION

Articles and Countries from which Imported	MONTH OF AUGUST 1955		EIGHT MONTHS ENDED AUGUST 1955		Class Number
	Quantities	Values (\$)	Quantities	Values (\$)	
MUSK IN PODS OR GRAINS					
215 INDIA	02		30	178	2339
231 HONG KONG			624	13486	
	64	1757	554	13664	
RENNET RAW AND PREPARED					
400 U STATES	LB				2340
	3432	1647	54096	45523	
SAUSAGE CASINGS UNCLEANED					
236 NEW ZEAL				107138	2341
400 U STATES		14970		70588	
		14970		177726	
SAUSAGE CASINGS CLEANED					
234 AUSTRALIA		18696		354552	2342
236 NEW ZEAL		472702		2067816	
335 GERMANY W				24081	
400 U STATES		3762		33417	
		495160		2479866	
TANKAGE					
100 U KINGDOM	CWT		500	633	2343
236 NEW ZEAL			383	3256	
400 U STATES		2179	49486	51317	
		1778	50369	55206	
ANIMAL PRODUCTS M O P					
100 U KINGDOM		358		3383	2344
215 INDIA				605	
231 HONG KONG		477		5824	
327 FRANCE		417		3626	
344 ITALY				567	
347 JAPAN		1085		4501	
400 U STATES		24713		132412	
		27050		150918	
HORSE MEAT AND OFFAL FOR FOXES					
100 U KINGDOM	CWT		5928	50312	2345
236 NEW ZEAL			447	3904	
400 U STATES		5372	15705	118089	
		37785	22080	172305	
DDG FOOD AND PET STOCK FOOD					
100 U KINGDOM		94		219	2347
335 GERMANY W		465		465	
354 NETHRLNDS		294		632	
400 U STATES		9603		103915	
		10456		105231	
TARIFF 206 254 635 679 686 699					
100 U KINGDOM				178	2348
366 PORTUGAL				213	
400 U STATES		682		5602	
		682		5993	

IMPORTS INTO CANADA FOR CONSUMPTION

Articles and Countries from which Imported	MONTH OF AUGUST 1955		EIGHT MONTHS ENDED AUGUST 1955		Class Number
	Quantities	Values (\$)	Quantities	Values (\$)	
GROUP 3					
FIBRES TEXTILES AND PRODUCTS					
RAW COTTON					
100 U KINGDOM	LB		391111	13820	3001
215 INDIA		2905	150390	41473	
216 PAKISTAN		180666	1105853	347315	
309 BRAZIL			805797	236095	
323 EL SALVO			49835	18837	
337 GUATEMALA			2125407	724854	
352 MEXICO		921271	10679950	3770718	
358 NICARAGUA		561702	2424770	823471	
363 PERU		13610	188697	88652	
400 U STATES		2669239	97242799	34487195	
		12509271	4349393	114812609	40552430
COTTON LINTERS N O P					
306 BELGIUM	LB	177122	730086	36654	3002
309 BRAZIL		154638	297226	23677	
323 EL SALVO		20977	757868	35277	
352 MEXICO		47328	237191	17675	
358 NICARAGUA			294816	16104	
363 PERU			26956	4663	
400 U STATES		77450	8617375	653034	
		1490353	105210	10961518	787084
COTTON LINTERS FOR PAPER					
BATTS BATTING WADDING COTTON					
100 U KINGDOM	LB		472	311	3004
400 U STATES		40866	545630	282017	
		40866	546102	282328	
CARDED SLIVER COTTON FIBRES					
400 U STATES	LB		1100	599	3005
			1100	599	
COTTON PULP FOR ART SILK YARN					
400 U STATES	LB	279495	1513875	151628	3006
		279495	1513875	151628	
COTTON THREAD					
100 U KINGDOM	LB	696	11788	26192	3009
317 CZECHOS			21438	23341	
327 FRANCE			321	1332	
335 GERMANY W			1295	3867	
344 ITALY		351	9514	11005	
354 NETHRLNDS		1450	73	81	
376 SWITZRLND		1050	7359	14909	
400 U STATES		60853	357915	550233	
		62950	409703	630960	
COTTON YARNS SINGLES N O P					
100 U KINGDOM	LB	18647	78508	92850	3011
335 GERMANY W			6029	5455	
400 U STATES		15384	135902	128131	
		34031	220439	226436	
YARNS SINGLES FOR KNIT GOODS					
100 U KINGDOM	LB		6796	10541	3012
400 U STATES		65415	501884	395943	
		65415	508660	406484	
COTTON YARNS N O P					
100 U KINGDOM	LB	4749	43500	41321	3013
354 NETHRLNDS			1400	1101	
400 U STATES		109935	1062243	1006752	
		114684	1107143	1049174	
CROCHET KNITTING COTTON N O P					
100 U KINGDOM	LB	790	3487	11812	3014
327 FRANCE		1960	6839	31273	
335 GERMANY W		3283	30	99	
354 NETHRLNDS		110	363	397	
400 U STATES		6961	83575	159376	
		8613	94294	202957	
CORDS AND TWINE COTTON N O P					
100 U KINGDOM	LB	1159	49933	27849	3015
400 U STATES		54730	221347	232521	
		55889	271280	260370	
COTTON YARNS TINS EL THREAD					
100 U KINGDOM	LB	464	2250	3594	3017
327 FRANCE		645	182	1137	
400 U STATES		8404	35900	76131	
		8868	38332	80862	
MERCERIZED YARNS 40 AND FINER					
100 U KINGDOM	LB	1520	18423	33912	3018
400 U STATES		499	6022	9752	
		2019	24445	43664	
COTTON YARNS HANKS FOR THREAD					
100 U KINGDOM	LB	80089	652820	1026238	3019
322 EGYPT		126720	2000	1900	
400 U STATES		12741	139759	160998	
		92830	794579	1189136	
COTTON YARN 2 PLY 80 AND FINER					
100 U KINGDOM	LB		3998	16032	3020
			3998	16032	
COTTON YARN SINGLES FOR THREAD					
100 U KINGDOM	LB	120401	835847	951308	3021
		120401	835847	951308	

IMPORTS INTO CANADA FOR CONSUMPTION

Articles and Countries from which Imported	MONTH OF AUGUST 1955		EIGHT MONTHS ENDED AUGUST 1955		Class Number
	Quantities	Values (\$)	Quantities	Values (\$)	
COTTON YARN TO BE MERCERIZED 100 U KINGDOM 400 U STATES	LB				3022
	7999	10953	150985	251994	
	8143	8263	196885	208899	
	16142	19216	347870	460893	
COTTON YARNS SINGLES 20 TO 40 100 U KINGDOM 335 GERMANY W 400 U STATES	LB				3023
	28248	25555	247250	236580	
			33100	30690	
	28248	25555	280577	267903	
COLOURED COT FAB NOP OVER 80 C 100 U KINGDOM 215 INDIA 220 BERMUDA 305 AUSTRIA 306 BELGIUM 317 CZECHO S 318 DENMARK 327 FRANCE 335 GERMANY W 344 ITALY 347 JAPAN 354 NETHRLNDS 365 POLAND 372 SPAIN 375 SWEDEN 376 SWITZRLND 390 GERMANY E 400 U STATES	LB				3026
	85073	136588	513604	931336	
	15375	16175	34047	34811	
	10	131	10	131	
	1392	1254	7496	12346	
	117833	105357	513864	473473	
	3698	6965	17057	31603	
	73	219	4022	9732	
	592	2713	40967	72857	
	28300	44559	172533	293424	
	1574	4806	25398	65846	
	51103	56330	273901	264076	
	61910	92910	384043	614988	
			27375	28945	
	42	67	42	67	
			960	2504	
	1569	4983	17212	76486	
	2998	5663	6004	10415	
	1246465	1670291	11497920	16820250	
		1618067	2149071	13536479	
COLORED COT FAB NOP 50 TO 80 C 100 U KINGDOM 215 INDIA 306 BELGIUM 335 GERMANY W 344 ITALY 347 JAPAN 354 NETHRLNDS 365 POLAND 400 U STATES	LB				3027
	2823	1634	44202	27657	
	124282	71278	591696	337359	
	19519	15520	142675	111063	
			4072	3209	
	15017	9663	40953	27688	
	14636	11133	39688	28901	
	2430	1338	11304	7530	
			1049	776	
	70401	48615	537361	370807	
	249108	159381	1413000	915010	
COLORED COT FAB NOP UNDER 50 C 100 U KINGDOM 215 INDIA 347 JAPAN 365 POLAND 400 U STATES	LB				3028
			10511	3708	
	108764	51125	619995	284624	
			5000	2252	
			1428	677	
	8702	3398	61803	22584	
	117466	54523	698737	313845	
COTTON DENIMS 100 U KINGDOM 215 INDIA 400 U STATES	LB				3029
			3675	4882	
			5308	3246	
	133909	96955	1727624	1196348	
	133909	96955	1736607	1204176	
HANDKERCHIEF COTTON BLEACHED 100 U KINGDOM 400 U STATES	LB				3030
	3751	6166	15754	26404	
			6196	6317	
	3751	6166	21950	32721	
COTTON FABRIC NOT BLEACHED NOP 100 U KINGDOM 215 INDIA 225 TRINIDAD 305 AUSTRIA 306 BELGIUM 317 CZECHO S 327 FRANCE 347 JAPAN 354 NETHRLNDS 365 POLAND 372 SPAIN 376 SWITZRLND 400 U STATES	LB				3031
	438	1207	32275	58796	
	322304	147318	1590487	738688	
			31711	17292	
	1389	1177	24100	20512	
	5347	3167	13206	8843	
	608	562	26979	25415	
			90	120	
	45343	35119	255935	166343	
	1956	1091	70463	43901	
			4620	2347	
			66996	40740	
			28	144	
	827277	624085	5922061	4264981	
		1204662	813726	8038951	
CANTON FLANNELS NOT COLOURED 100 U KINGDOM 215 INDIA 306 BELGIUM 335 GERMANY W 347 JAPAN 354 NETHRLNDS 365 POLAND 376 SWITZRLND 400 U STATES	LB				3032
	9301	14004	62231	107269	
	5080	3259	11970	7955	
			8651	6564	
	1878	1731	11357	10096	
	45181	47661	419652	403554	
			32170	29259	
	7980	4597	81306	50948	
			523	2149	
	54591	70995	511447	627980	
	124011	142247	1139307	1245774	
TOWELLING IN THE WEB 100 U KINGDOM 400 U STATES	LB				3033
	1738	1858	4959	4996	
	205	197	45951	42600	
	1943	2055	50910	47596	
VOILES SCRIMS NOT COLOURED 100 U KINGDOM 327 FRANCE 347 JAPAN 365 POLAND 376 SWITZRLND 400 U STATES	LB				3034
	319	282	6188	16919	
			899	2829	
	5907	6821	24638	26748	
	4736	5638	8556	10110	
	667	2723	3302	15886	
	14228	19202	200574	233600	
	25859	34666	244157	306092	

IMPORTS INTO CANADA FOR CONSUMPTION

Articles and Countries from which Imported	MONTH OF AUGUST 1955		EIGHT MONTHS ENDED AUGUST 1955		Class Number
	Quantities	Values (\$)	Quantities	Values (\$)	
COTTON FABRICS BLEACHED N O P	LB				3035
100 U KINGDOM	3798	7076	55692	92410	
327 FRANCE			112	313	
335 GERMANY W	1354	1200	8566	9944	
354 NETHRLNDS			1713	2119	
365 POLAND	4065	4972	4065	4972	
375 SWEDEN			277	356	
376 SWITZRLND	163	622	840	3436	
400 U STATES	35854	36369	200791	222604	
	45234	50239	272056	336154	
COTTON CHEESECLOTH AND GAUZE	LB				3036
100 U KINGDOM	2823	4208	40507	50061	
335 GERMANY W			1339	1453	
347 JAPAN			540	503	
400 U STATES	277337	267250	2068258	1871017	
	280160	271458	2110644	1923034	
POPLIN BLEACHED NOT COLOURED	LB				3037
100 U KINGDOM	546	1723	12662	24874	
335 GERMANY W			2399	3513	
347 JAPAN	4962	5414	32134	34072	
354 NETHRLNDS			284	481	
400 U STATES	8537	8815	96965	106219	
	14045	15952	144444	169159	
COTTON FABRICS COUNT 100	LB				3039
100 U KINGDOM	42408	146704	263480	910428	
400 U STATES	146	371	574	1033	
	42554	147075	264054	911461	
COTTON FABRICS CUT PILE N O P	LB				3040
100 U KINGDOM	424	1066	1320	3538	
327 FRANCE			2005	3341	
335 GERMANY W	4080	10280	28842	67062	
344 ITALY	91	177	191	418	
347 JAPAN			830	989	
400 U STATES	7060	13280	46301	76947	
	11655	24803	79489	152295	
COTTON FABRIC FOR TYPE RIBBON	LB				3041
100 U KINGDOM	15303	57297	91038	369821	
400 U STATES	1124	7388	3451	31111	
	16427	64685	94489	400932	
COTTON FABRIC BILLIARD CLOTH	LB				3042
400 U STATES			150	114	
			150	114	
SAILCLOTH EGYPTIAN COTTON	LB				3043
100 U KINGDOM	31	68	2672	6578	
400 U STATES	22	69	102	440	
	53	137	2774	7018	
FILTER CLOTH FOR MINING	LB				3044
100 U KINGDOM			1628	2381	
400 U STATES			620	512	
			2248	2893	
COTTON FABRIC KNITTED	LB				3045
100 U KINGDOM	45733	45127	228214	291819	
400 U STATES	58401	77700	326012	446013	
	104134	122827	554226	737832	
COTTON SHADOW CRETONNES	LB				3046
100 U KINGDOM			323	854	
400 U STATES			1618	1903	
			1941	2757	
COTTON GABARDINES	LB				3047
100 U KINGDOM	12243	29245	43162	93982	
400 U STATES			1674	1795	
	12243	29245	44836	95777	
COTTON FABRICS 80 TO 99 COUNT	LB				3048
100 U KINGDOM	2559	8828	17619	64361	
400 U STATES	32	65	2482	3199	
	2591	8893	20101	67560	
COTTON FABRICS CUT WFT PILE	LB				3049
100 U KINGDOM	29982	78803	121841	306533	
306 BELGIUM	634	877	678	1042	
327 FRANCE	27	207	1248	2704	
335 GERMANY W	295	811	718	1492	
344 ITALY	541	1308	1551	4257	
347 JAPAN	66982	102729	243027	311537	
354 NETHRLNDS	165	186	10385	11292	
400 U STATES	68876	111032	409858	613120	
	167502	295953	789306	1251977	
COTTON FABRICS FOR BOOK COVERS	LB				3050
100 U KINGDOM	5342	5601	56671	56189	
335 GERMANY W			496	571	
400 U STATES	6790	7400	52045	58680	
	12132	13001	109212	115440	
LACE NOT COLOURED FOR CLOTHING	LB				3051
100 U KINGDOM	309	853	2846	9553	
305 AUSTRIA	7564	30524	98029	365586	
306 BELGIUM			36	522	
327 FRANCE	1386	9964	11414	73438	
335 GERMANY W	14	182	1755	6634	
344 ITALY			18	99	
347 JAPAN	2818	4831	76452	121987	
354 NETHRLNDS	324	454	862	800	
376 SWITZRLND	595	5879	16156	67596	
400 U STATES	7327	43712	103521	526228	
	20337	96399	311089	1172443	
LACE COLOURED FOR CLOTHING	LB				3052
100 U KINGDOM			160	1456	
305 AUSTRIA			316	1188	

IMPORTS INTO CANADA FOR CONSUMPTION

Articles and Countries from which Imported	MONTH OF AUGUST 1955		EIGHT MONTHS ENDED AUGUST 1955		Class Number
	Quantities	Values (\$)	Quantities	Values (\$)	
327 FRANCE	187	1529	1514	11731	
335 GERMANY W	35	155	144	460	
347 JAPAN			500	662	
376 SWITZRLND	21	241	1650	9366	
400 U STATES	1290	8829	6689	42909	
	1533	10754	10973	67772	
EMBROIDERIES COTTON N O P	LB				3053
100 U KINGDOM	83	272	812	2583	
215 INDIA			355	925	
231 HONG KONG	450	1365	458	1426	
305 AUSTRIA	760	4205	3821	20590	
306 BELGIUM	835	862	835	862	
327 FRANCE	1	98	976	5376	
335 GERMANY W			83	566	
347 JAPAN			2787	4853	
367 AZORES			47	143	
376 SWITZRLND	497	3164	6715	45462	
400 U STATES	277	1136	4221	18665	
	2903	11102	21110	101451	
LACE BOBBINET NETS COTTON N O P	LB				3054
100 U KINGDOM	3837	9440	21159	53318	
215 INDIA	68	405	430	2757	
231 HONG KONG	107	305	791	2481	
305 AUSTRIA	57	722	61	838	
306 BELGIUM			102	598	
317 CZECHO S	22	112	22	112	
327 FRANCE	39	362	1031	8494	
335 GERMANY W	22	167	414	1267	
347 JAPAN	350	703	1718	2312	
354 NETHRLNDS	96	277	4224	17493	
376 SWITZRLND	3	69	500	5172	
400 U STATES	1403	3311	6237	22720	
	6004	15873	36689	117562	
WHITE COTTON BOBBINET PLAIN	YD				3055
100 U KINGDOM	39737	14461	137213	55969	
	39737	14461	137213	55969	
GLOVES COTTON	DZ PR				3064
100 U KINGDOM	4947	43291	21881	190244	
224 JAMAICA			91	630	
231 HONG KONG	6494	18954	9796	30163	
232 MALTA			210	1689	
317 CZECHO S	6769	28914	12669	53083	
327 FRANCE	197	2740	2077	23867	
335 GERMANY W	7631	50505	32892	194236	
344 ITALY	1598	9376	14483	76887	
347 JAPAN	7393	28479	67472	237376	
354 NETHRLNDS			125	115	
372 SPAIN			4	111	
390 GERMANY E			676	3484	
400 U STATES	2085	11795	17974	89709	
	37114	194054	180350	901594	
SDCKS ANU STOCKINGS COTTON	DZ PR				3065
100 U KINGDOM	10475	46190	89274	258944	
327 FRANCE			5	91	
335 GERMANY W	12	69	62	339	
344 ITALY	31	216	180	786	
354 NETHRLNDS			418	1572	
372 SPAIN	1900	8519	5627	25074	
400 U STATES	14967	48842	146816	447827	
	27385	103843	242382	734633	
SHIRTS COTTON NOT KNITTED	LB				3066
100 U KINGDOM	656	4274	9552	41063	
231 HONG KONG			825	1063	
305 AUSTRIA	487	1693	5387	17081	
327 FRANCE			147	481	
344 ITALY	195	671	1109	6365	
347 JAPAN	25754	25214	98626	109599	
352 MEXICO	12	73	194	679	
354 NETHRLNDS			354	555	
376 SWITZRLND	1095	3400	7267	28133	
383 HAWAII			143	679	
400 U STATES	26410	52033	156474	334574	
	54609	87358	280078	540272	
UNDERWEAR COTTON KNITTED	LB				3067
100 U KINGDOM	46976	83187	94493	179186	
215 INDIA	3713	2786	7426	5572	
306 BELGIUM			545	872	
347 JAPAN	114	128	114	128	
354 NETHRLNDS	3904	5265	7199	11082	
376 SWITZRLND			45	419	
400 U STATES	16501	30887	55754	110690	
	71208	122253	165576	307951	
COTTON CLOTHING N O P WOVEN	LB				3068
100 U KINGDOM	6082	20425	25647	97014	
215 INDIA	9	104	9	104	
224 JAMAICA	10	90	10	90	
231 HONG KONG			440	736	
305 AUSTRIA	177	1417	1147	10722	
306 BELGIUM			466	1293	
318 DENMARK			15	180	
327 FRANCE	60	675	204	2543	
335 GERMANY W	274	1361	1442	5648	
337 GUATEMALA	325	1002	617	1803	
340 HUNGARY			85	1028	
344 ITALY	154	1549	4354	27695	
347 JAPAN	14040	17339	83001	111321	

IMPORTS INTO CANADA FOR CONSUMPTION

Articles and Countries from which Imported	MONTH OF AUGUST 1955		EIGHT MONTHS ENDED AUGUST 1955		Class Number
	Quantities	Values (\$)	Quantities	Values (\$)	
352 MEXICO	425	1267	953	3062	
354 NETHRLNDS	2085	3123	6167	13601	
359 NORWAY			38	80	
367 AZORES	39	322	683	3883	
376 SWITZRLNO	714	8783	3474	33001	
383 HAWAII			1728	13771	
400 U STATES	73648	150823	525393	1223361	
	98042	208280	655673	1550936	
DRESSES WVN COTT WOMENS CHLONS	NO				3069
100 U KINGDOM	314	1665	1975	15081	
305 AUSTRIA			5	73	
327 FRANCE	142	952	471	3897	
335 GERMANY W	1	63	33	452	
344 ITALY	122	465	412	2518	
367 AZORES			42	113	
375 SWEDEN			3	113	
376 SWITZRLNO	36	308	1135	8444	
383 HAWAII			1569	12779	
389 IRELAND			11	89	
400 U STATES	22334	64106	313178	1041846	
	22949	67559	318834	1085405	
SMOCKS OVRALLS WVN COTTON MENS	LB				3070
100 U KINGDOM			225	375	
347 JAPAN	1815	2418	6355	8140	
354 NETHRLNDS			755	1010	
400 U STATES	17133	25743	144345	210667	
	18948	28161	151680	220192	
RAINCOATS WATERPROOFED COTTON	NO				3071
100 U KINGDOM	1872	15917	11593	105874	
335 GERMANY W	36	286	6530	46720	
354 NETHRLNOS			80	685	
360 ISRAEL			379	2489	
375 SWEDEN			5	104	
376 SWITZRLNO			375	4339	
400 U STATES	607	2340	9218	33241	
	2515	18543	28180	193452	
CLTHG NOP COTT KNIT INFTS CHLD	Lb				3072
100 U KINGDOM	7227	22491	62575	142939	
306 BELGIUM	185	480	733	2109	
335 GERMANY W	125	345	1361	4573	
347 JAPAN	1210	1159	25493	26513	
354 NETHRLNDS			582	1670	
400 U STATES	14684	37067	50917	155547	
	23431	61542	141661	333351	
CLTHG NOP COTT KNIT WOMNS GRLS	LB				3073
100 U KINGDOM	5450	13714	35250	93205	
305 AUSTRIA			22	128	
306 BELGIUM			66	148	
335 GERMANY W			41	55	
344 ITALY			99	1302	
347 JAPAN	1410	1775	2220	2535	
354 NETHRLNOS			1222	2261	
376 SWITZRLNO			196	1725	
400 U STATES	3742	11381	39546	108613	
	10602	26870	78662	209972	
CLTHG NOP COTT KNIT MENS BOYS	LB				3074
100 U KINGDOM	2753	6115	48077	104476	
215 INDIA			1490	934	
335 GERMANY W			145	243	
344 ITALY			250	1660	
347 JAPAN	12495	11552	126369	119488	
354 NETHRLNOS			1453	2509	
376 SWITZRLNO	12	124	334	2050	
400 U STATES	8505	21334	64590	163914	
	23765	39125	242708	395274	
BAGS COTTON	LB				3082
100 U KINGDOM			180	146	
347 JAPAN			730	1662	
400 U STATES	2387	2772	25863	24198	
	2387	2772	26773	26006	
BELTING OF COTTON	LB				3083
100 U KINGDOM	2757	3074	25053	35702	
400 U STATES	11018	22010	77648	144930	
	13775	25084	102701	180632	
BLANKETS OF COTTON	LB				3084
100 U KINGDOM	10264	9146	39295	35447	
306 BELGIUM	47455	35255	129910	95274	
335 GERMANY W	8787	3695	81831	52133	
347 JAPAN	26870	8997	59845	27120	
354 NETHRLNDS	231	159	73817	39833	
376 SWITZRLNO			6915	4923	
400 U STATES	9579	8652	75399	75107	
	103186	65904	467012	329837	
TAPE AND WEBBING HOOK AND EYE	LB				3085
400 U STATES	71	291	3739	6893	
	71	291	3739	6893	
BRAIDED WICK FOR CANOLES					3086
100 U KINGDOM				1603	
400 U STATES		1196		23848	
		1196		25451	
CURTAINS COTTON N O P	LB				3087
100 U KINGDOM	584	1221	2579	6403	
354 NETHRLNOS			168	197	
376 SWITZRLND			421	2855	
400 U STATES	9100	16948	81336	146715	
	9684	18169	84504	156170	

IMPORTS INTO CANADA FOR CONSUMPTION

Articles and Countries from which Imported	MONTH OF AUGUST 1955		EIGHT MONTHS ENDED AUGUST 1955		Class Number
	Quantities	Values (\$)	Quantities	Values (\$)	
TABLE AND TRAY CLOTHS COTTON	LB				3088
100 U KINGDOM	16233	35455	72559	157659	
215 INDIA			22	93	
216 PAKISTAN			297	477	
231 HONG KONG	4925	12174	18782	51858	
305 AUSTRIA			714	1663	
306 BELGIUM	95	548	1590	4525	
313 CHINA	8108	14849	30642	58765	
318 DENMARK			23	130	
327 FRANCE	48	148	470	3258	
335 GERMANY W	108	322	2992	5673	
344 ITALY	16	80	109	413	
347 JAPAN	12255	15097	42231	49593	
352 MEXICO			160	292	
354 NETHRLNDS	2024	4743	26148	42868	
367 AZORES			394	2152	
373 CANARY IS			155	584	
376 SWITZRLND	469	2789	2038	13908	
400 U STATES	13812	18395	58023	87209	
	58093	104600	257349	481120	
DUCK SEAMLESS COTTON FOR HOSE	LB				3089
400 U STATES			410	547	
			410	547	
FRINGES AND TASSELS COTTON	LB				3090
400 U STATES	67	103	682	1940	
	67	103	682	1940	
HANDKERCHIEFS COTTON	LB				3091
100 U KINGDOM	27759	80956	105553	300450	
231 HONG KONG	34	312	132	1341	
305 AUSTRIA	94	960	438	3896	
306 BELGIUM			177	720	
317 CZECHO S	476	1640	2175	5790	
327 FRANCE	10	106	61	1030	
335 GERMANY W	164	1159	172	1291	
344 ITALY			12	73	
347 JAPAN	8754	9263	123739	136230	
354 NETHRLNDS	159	296	1034	2015	
376 SWITZRLND	2973	37670	14877	163632	
400 U STATES	1418	5360	16629	60387	
	41841	137722	264999	676855	
LADDER TAPES FOR BLINDS	LB				3092
100 U KINGDOM	401	655	11747	16460	
400 U STATES	1877	2782	8102	7916	
	2278	3437	19849	24376	
MANTLE STOCKING FOR GAS LIGHT				484	3093
400 U STATES				484	
QUILTS COUNTERPANES COTTON	LB				3094
100 U KINGDOM	2132	2837	19991	27481	
215 INDIA	15	74	1966	2153	
306 BELGIUM			2451	2189	
347 JAPAN			2967	1778	
354 NETHRLNDS			11254	12697	
400 U STATES	78717	94623	726521	833465	
	80864	97534	765150	879763	
SHEETS COTTON	LB				3095
100 U KINGDOM	2502	3088	7450	11330	
306 BELGIUM	2832	2147	6905	5896	
354 NETHRLNDS	2907	2284	12932	11936	
367 AZORES	159	407	1119	3180	
400 U STATES	96091	96881	586195	635724	
	104491	104807	614601	668066	
TOWELS COTTON	LB				3096
100 U KINGDOM	2425	3043	15225	17248	
215 INDIA	54	180	1911	1517	
231 HONG KONG			1949	1614	
305 AUSTRIA			270	314	
306 BELGIUM			7094	8191	
317 CZECHO S			150	245	
335 GERMANY W	1093	1192	1093	1192	
344 ITALY	95	127	95	127	
347 JAPAN	27017	20796	109958	81022	
354 NETHRLNDS	263	565	8962	12291	
367 AZORES			60	489	
400 U STATES	272621	264850	1784720	1778108	
	303568	290753	1931487	1902358	
COTTON MANUFACTURES N O P	LB				3097
100 U KINGDOM	25572	32895	138152	176702	
215 INDIA			13	90	
231 HONG KONG	15	103	2994	6194	
234 AUSTRALIA			550	446	
305 AUSTRIA	407	536	522	785	
306 BELGIUM	940	1491	9839	13518	
313 CHINA			205	539	
317 CZECHO S	22	128	22	128	
327 FRANCE	116	564	813	2666	
335 GERMANY W	135	334	6638	6631	
344 ITALY			75116	19467	
347 JAPAN	1345	950	9114	8342	
354 NETHRLNDS	171	252	6396	7218	
359 NORWAY	32	307	32	307	
367 AZORES			98	517	
372 SPAIN			85	243	
376 SWITZRLND	183	893	1350	6332	
381 ALASKA			90	92	
390 GERMANY E	504	553	828	1465	

IMPORTS INTO CANADA FOR CONSUMPTION

Articles and Countries from which Imported	MONTH OF AUGUST 1955		EIGHT MONTHS ENDED AUGUST 1955		Class Number
	Quantities	Values (\$)	Quantities	Values (\$)	
400 U STATES	128636	155746	824266	1077724	
WASH CLOTHS BATH MATS COTTON	158078	194752	1077133	1329406	3098
100 U KINGDOM	58	63	288	426	
306 BELGIUM	64	94	541	469	
335 GERMANY W	547	599	664	842	
347 JAPAN			2971	2711	
354 NETHRLNDS			389	705	
400 U STATES	45620	56232	342136	417126	
PILLOW CASES COTTON	46289	56988	346989	422279	3100
100 U KINGDOM	6519	13149	39667	70881	
231 HONG KONG	8694	14200	38527	61595	
306 BELGIUM	550	665	2581	2261	
313 CHINA	12604	16733	15554	25142	
347 JAPAN	21598	17457	373672	296158	
354 NETHRLNDS	97	104	1513	1741	
367 AZORES	5672	15703	18582	47259	
373 CANARY IS			1402	3111	
376 SWITZRLND	8	139	83	589	
400 U STATES	13247	16907	136835	172412	
FLAX FIBRE AND TOW	68989	95057	628416	681149	3111
306 BELGIUM	450	6335	737	14258	
400 U STATES			108	7523	
HEMP DRESSED OR UNDRESSED	450	6335	845	21781	3112
344 ITALY			642	18499	
400 U STATES			687	16346	
JUTE AND JUTE BUTTS			1329	34845	3113
100 U KINGDOM			112	1492	
216 PAKISTAN			22801	201560	
400 U STATES	29	695	2003	23323	
OAKUM OF FLAX HEMP OR JUTE	29	695	24916	226375	3114
100 U KINGDOM			365	5753	
354 NETHRLNDS	575	5896	3760	34219	
400 U STATES	2476	44359	11358	201942	
BATTS WADDING VEGETABLE FIBRES	3051	50255	15483	241914	3115
306 BELGIUM			5206	3336	
400 U STATES			2330	1808	
YARNS JUTE SINGLES N O P			7536	5144	3121
100 U KINGDOM	28917	5207	610035	117645	
215 INDIA			96760	17315	
389 IRELAND			35632	5911	
400 U STATES			9741	2843	
YARNS VEGETABLE FIBRE SINGLES	28917	5207	752168	143714	3122
100 U KINGDOM	204	156	21120	7434	
335 GERMANY W			8457	1742	
344 ITALY	39426	14975	83397	30220	
352 MEXICO			5788	750	
400 U STATES			1072	851	
YARNS CORDS TWINE OF JUTE NOP	39630	15131	119834	40997	3123
100 U KINGDOM	25608	6399	171173	43432	
306 BELGIUM	5997	1115	10162	1904	
400 U STATES	412	157	2444	1178	
YARNS CORDS TWINE VEG FIB NOP	32017	7671	183779	46514	3124
100 U KINGDOM	15400	7079	265551	85842	
231 HONG KONG			600	202	
306 BELGIUM	8097	1635	39668	8167	
318 DENMARK			47628	11018	
327 FRANCE			220	310	
335 GERMANY W			125	139	
344 ITALY			9767	4092	
352 MEXICO	62702	6983	402630	45966	
354 NETHRLNDS			7047	1218	
366 PORTUGAL	1848	304	1848	304	
375 SWEDEN	737	310	737	310	
389 IRELAND			5765	984	
400 U STATES	14841	6237	80429	70869	
LINEN THREAD FOR SEWING	103625	22548	862015	229421	3125
100 U KINGDOM	21302	42099	192259	366254	
376 SWITZRLND			223	390	
400 U STATES	24	76	1472	4013	
YARNS VEG FIBRE FOR WEAVING	21326	42175	193954	370657	3126
100 U KINGDOM	65521	34314	332542	194425	
215 INDIA	231253	51893	610312	128267	
306 BELGIUM			17952	3473	
335 GERMANY W			2848	569	
344 ITALY	2194	1427	2194	1427	
354 NETHRLNDS			500	155	
400 U STATES	10765	3436	192749	66746	
CANVAS TWINE OF FLAX OR HEMP	309733	91070	1159097	395062	3131
100 U KINGDOM				114	
400 U STATES				344	
FABRICS CHIEFLY FLAX OR HEMP				458	3132
100 U KINGDOM	24943	37985	346576	503566	

IMPORTS INTO CANADA FOR CONSUMPTION

Articles and Countries from which Imported	MONTH OF AUGUST 1955		EIGHT MONTHS ENDED AUGUST 1955		Class Number
	Quantities	Values (\$)	Quantities	Values (\$)	
306 BELGIUM	317	416	4259	4641	
317 CZECHO S	826	627	3125	2332	
335 GERMANY W			322	359	
344 ITALY			1177	3363	
354 NETHRLNOS			607	567	
367 AZORES			28	278	
372 SPAIN			80	122	
375 SWEDEN			116	394	
400 U STATES	656	1756	13630	28262	
	26742	40784	369920	543884	
FABRICS JUTE UNBLEACHED N O P	YO				3134
100 U KINGDOM	32789	10980	211832	38042	
215 INDIA	8321750	686738	78211107	6606432	
305 AUSTRIA			60401	13053	
306 BELGIUM	46682	7725	406253	72407	
327 FRANCE	45200	7745	495200	72591	
335 GERMANY W			100000	12222	
347 JAPAN	100000	8320	698000	69280	
354 NETHRLNDS	189722	46463	472199	79924	
400 U STATES	102728	35988	1610002	257326	
	8838871	803959	82264994	7221277	
FABRICS OF JUTE N O P	YO				3135
100 U KINGDOM	3102	435	40096	12501	
305 AUSTRIA			3794	922	
400 U STATES	534	126	7743	2953	
	3636	561	51633	16376	
FABRIC JUTE 12INS WIDE OR LESS	LB				3136
215 INDIA	45091	9164	184949	36269	
	45091	9164	184949	36269	
FAB VEG FIB 12INS WIDE OR LESS	LB				3137
100 U KINGDOM	24887	34099	164585	221879	
327 FRANCE			1185	3215	
335 GERMANY W	62	371	2454	5648	
344 ITALY			129	175	
347 JAPAN	4497	2149	17328	9884	
354 NETHRLNDS			1089	1363	
400 U STATES	23469	30472	217007	287544	
	52915	67091	403777	529708	
FABRICS VEG FIBRE NOP CUT PILE	YO				3138
100 U KINGDOM	17069	12042	48405	34316	
306 BELGIUM			14491	4624	
317 CZECHO S			2000	327	
327 FRANCE			354	827	
335 GERMANY W			376	396	
352 MEXICO			23026	6534	
376 SWITZRLND	135	123	135	123	
400 U STATES	382	639	32059	26316	
	17586	12804	120846	73463	
TOWELLING TABLE CLOTHS IN WEB	LB				3139
100 U KINGDOM	15380	20971	86507	106096	
306 BELGIUM	1126	1438	4345	4042	
317 CZECHO S	6372	4896	36626	27644	
327 FRANCE			36	234	
344 ITALY			526	2113	
365 POLAND	2200	989	13350	10621	
400 U STATES			18883	18647	
	25078	28294	160273	169397	
WOVEN DRESS LINENS	LB				3140
100 U KINGDOM	39	86	235	461	
	39	86	235	461	
CLOTHING VEGETABLE FIBRES NOP	LB				3162
100 U KINGDOM	338	1722	2947	18687	
231 HONG KONG			92	351	
327 FRANCE	50	150	87	699	
335 GERMANY W			51	339	
344 ITALY	206	807	595	5196	
347 JAPAN			6847	2538	
360 ISRAEL	784	1081	784	1081	
376 SWITZRLND	39	422	105	1089	
389 IRELAND			71	837	
400 U STATES	1437	3804	15996	63398	
	2854	7986	27575	94215	
BAGS OF HEMP LINEN JUTE SISAL	LB				3171
100 U KINGDOM			124	70	
215 INOIA			55287	8622	
306 BELGIUM			74056	14396	
344 ITALY			400	140	
400 U STATES	7247	3034	200766	48543	
	7247	3034	330633	71771	
CARPETING RUGS HEMP JUTE SISAL					3172
100 U KINGDOM		23236		106953	
215 INDIA		63		15027	
231 HONG KONG				377	
306 BELGIUM		5042		66382	
317 CZECHO S				2602	
327 FRANCE		7930		9559	
335 GERMANY W				6848	
344 ITALY		138		575	
347 JAPAN				334	
354 NETHRLNDS		11911		78350	
372 SPAIN				257	
375 SWEDEN				1341	
389 IRELAND				7870	
400 U STATES		1449		32721	
		42769		329196	

IMPORTS INTO CANADA FOR CONSUMPTION

Articles and Countries from which Imported	MONTH OF AUGUST 1955		EIGHT MONTHS ENDED AUGUST 1955		Class Number
	Quantities	Values (\$)	Quantities	Values (\$)	
QUILTS BATH MATS VEG FIBRE NOP	LB				3173
100 U KINGDOM	209	472	509	1180	
344 ITALY	1190	2197	31729	36948	
347 JAPAN	16139	11499	75558	57974	
400 U STATES	5234	6598	45703	54459	
	22772	20766	153499	150561	
FIRE HOSE LINEN					3174
100 U KINGDOM		32382		193607	
400 U STATES				2022	
		32382		195629	
HANDKERCHIEFS FLAX OR HEMP	LB				3175
100 U KINGDOM	11840	58685	57816	270818	
231 HONG KONG	3181	18151	6553	58742	
232 MALTA			6	280	
313 CHINA	35	469	331	1601	
327 FRANCE			19	437	
344 ITALY			6	248	
347 JAPAN			771	230	
367 AZORES			21	389	
376 SWITZRLND	127	2128	1421	25758	
400 U STATES	5	134	51	1001	
	15188	79567	66995	359504	
SAILS FOR BOATS AND SHIPS					3176
100 U KINGDOM		3222		20327	
359 NORWAY				638	
400 U STATES		845		8354	
		4067		29319	
TOWELS GLASS CLOTHS CRASH HUCK	LB				3177
100 U KINGDOM	22575	29338	204419	240492	
231 HONG KONG			15	201	
306 BELGIUM	1852	1576	13863	10892	
313 CHINA			348	2577	
317 CZECHO S	3390	3398	31465	29174	
344 ITALY			34	69	
354 NETHRLNDS			62	128	
367 AZORES	38	407	42	488	
400 U STATES	35	183	2455	3633	
	27890	34902	252703	287654	
SHEETS TABLECLOTHS TOWELS FLAX	LB				3178
100 U KINGDOM	36369	82986	242251	606515	
231 HONG KONG	2918	8749	11851	39766	
232 MALTA			25	479	
234 AUSTRALIA	13	51	159	579	
306 BELGIUM	303	633	9289	10421	
313 CHINA			232	1174	
317 CZECHO S			4519	3999	
327 FRANCE			170	366	
335 GERMANY W	127	241	2098	4112	
344 ITALY	197	422	697	1435	
347 JAPAN	6220	4273	82013	68333	
354 NETHRLNDS			4028	4140	
367 AZORES	2029	11442	10047	56586	
373 CANARY IS			2337	11509	
375 SWEDEN			66	194	
376 SWITZRLND			34	427	
389 IRELAND			57	265	
400 U STATES	961	1623	9520	16689	
	49137	110420	379393	826989	
JUTE MANUFACTURES N O P	LB				3179
100 U KINGDOM	958	1510	7727	6304	
354 NETHRLNDS			258	178	
400 U STATES	3442	957	50303	19966	
	4400	2467	58288	26448	
VEGETABLE FIBRE MFRS N O P	LB				3180
100 U KINGDOM	19887	21694	122847	153955	
215 INDIA	498	597	779	953	
216 PAKISTAN			1898	1497	
231 HONG KONG	295	705	6159	6432	
305 AUSTRIA			16	65	
306 BELGIUM	409	737	10172	12859	
313 CHINA			150	642	
317 CZECHO S			165	147	
318 DENMARK	10	163	65	334	
327 FRANCE	672	996	3488	4308	
335 GERMANY W	1001	1482	4388	6492	
344 ITALY	4656	6265	14611	16783	
347 JAPAN	86297	71425	424037	337767	
352 MEXICO			4950	882	
354 NETHRLNDS	3357	2684	10666	10230	
359 NORWAY			1255	1174	
367 AZORES			613	3286	
373 CANARY IS			171	704	
375 SWEDEN			677	1121	
376 SWITZRLND			334	1955	
381 ALASKA			200	389	
388 YUGO SLAV			504	574	
390 GERMANY E			1062	1317	
400 U STATES	182429	177865	1386925	1368977	
	299511	284613	1996132	1932843	
RAW SILK AND COCOONS	LB				3201
347 JAPAN			2123	9704	
400 U STATES	968	4602	20781	93894	
	968	4602	22904	103598	
GARNETTED SILK WASTES	LB				3202
400 U STATES	2237	3036	3846	4517	
	2237	3036	3846	4517	

IMPORTS INTO CANADA FOR CONSUMPTION

Articles and Countries from which Imported	MONTH OF AUGUST 1955		EIGHT MONTHS ENDED AUGUST 1955		Class Number
	Quantities	Values (\$)	Quantities	Values (\$)	
YARNS THROWN SILK IN THE GUM 400 U STATES	LB		280	299	3211
YARNS SINGLES SPUN SILK N O P 376 SWITZRLND 400 U STATES	LB		147	558	3212
	1089	5372	1109	5552	
	1089	5372	1256	6110	
THREADS CORDS TWIST SILK N O P 100 U KINGDOM 400 U STATES	LB		225	2323	3213
	153	1205	780	5785	
	153	1205	1005	8108	
YARN SILK FOR KNITTING WEAVING 100 U KINGDOM 344 ITALY 400 U STATES	LB		40	77	3214
	40	77	145	125	
	52	51	6646	8315	
	92	128	6831	8517	
YARNS SILK METALLIC COVERED 400 U STATES	LB		28	166	3215
			28	166	
YARNS SILK N O P 100 U KINGDOM 344 ITALY 376 SWITZRLND 400 U STATES	LB		20	356	3216
			98	233	
	298	3138	809	8442	
	336	2248	1065	6260	
	634	5386	1992	13291	
BOLTING CLOTH NOT MADE UP 100 U KINGDOM 347 JAPAN 376 SWITZRLND 400 U STATES	YD		787	1706	3221
	443	812	7492	10546	
	750	891	9739	28802	
	1720	4474	16541	50986	
	1932	7169	34559	92040	
	4845	13346			
KNITTED FABRICS SILK 400 U STATES	LB		39	896	3222
			39	896	
FABRICS SILK 20 IN UNFINISHED	YD				3223
FABRICS SILK N O P 100 U KINGDOM 215 INDIA 231 HONG KONG 317 CZECHO S 327 FRANCE 335 GERMANY W 344 ITALY 347 JAPAN 371 THAILAND 376 SWITZRLND 392 SYRIA 400 U STATES	YD		14678	38382	3224
	547	2359	89	184	
	89	184	2408	2645	
	1746	1991	213	538	
	213	538	31135	67110	
	2464	6654	67	105	
	3605	12407	27372	65173	
	11827	15501	131928	121299	
	65	298	65	298	
	3599	8402	44024	92097	
	28	194	28	194	
	44079	55853	381426	574284	
	68262	104381	633433	962309	
FABRICS SILK 26 INCHES OR LESS 100 U KINGDOM 327 FRANCE 400 U STATES	YD		1886	6121	3225
	391	1542	140	331	
			20	127	
	391	1542	2046	6579	
RIBBONS SILK UNDER 12 INCHES 327 FRANCE 347 JAPAN 400 U STATES	LB		195	4248	3228
			28	233	
	29	586	639	13386	
	29	586	862	17867	
FABRICS SILK FOR NECKWEAR 100 U KINGDOM 305 AUSTRIA 327 FRANCE 335 GERMANY W 344 ITALY 347 JAPAN 376 SWITZRLND 400 U STATES	YD		11335	13853	3229
	586	689	16613	30093	
	7182	14795	22944	25144	
	3181	4172	75744	106436	
	6304	8610	26380	38633	
	6954	8533	109458	47034	
	2500	1050	90165	141127	
	8689	13793	893645	1027944	
	94862	103165	1246284	1430264	
	130268	154807			
UMBRELLA COVERING FABRICS 100 U KINGDOM 327 FRANCE 335 GERMANY W 376 SWITZRLND 400 U STATES	YD		2694	885	3230
	18855	6516	82364	27766	
	1627	488	25702	9650	
	418	423	12334	4681	
	29974	13345	355226	177813	
	50874	20772	478320	220795	
FABRICS PILE SILK OR SYNTHETIC 100 U KINGDOM 306 BELGIUM 327 FRANCE 335 GERMANY W 344 ITALY 400 U STATES	YD		2538	10647	3232
	448	1098	1454	4822	
	890	2482	18739	26258	
	9162	12099	12948	19242	
	6037	5772	348	988	
	124	291	108524	208291	
	15764	40755	144551	270248	
	32425	62497			
SOCKS AND STOCKINGS SILK 100 U KINGDOM 327 FRANCE 400 U STATES	DZ PR		99	3239	3244
	27	1011	5	129	
	5	129	1176	49617	
	174	7864	1280	52985	
	206	9004			
UNDERWEAR SILK KNITTED 100 U KINGDOM	LB		11	313	3245
	11	313	11	313	
	11	313	11	313	
CLOTHING SILK N O P 100 U KINGDOM 215 INDIA	OZ		57888	82192	3246
	7100	10474	360	616	
	192	372			

IMPORTS INTO CANADA FOR CONSUMPTION

Articles and Countries from which Imported	MONTH OF AUGUST 1955		EIGHT MONTHS ENDED AUGUST 1955		Class Number
	Quantities	Values (\$)	Quantities	Values (\$)	
231 HONG KONG			4194	1679	
305 AUSTRIA	1796	1437	6196	7962	
327 FRANCE	1976	3399	4987	7696	
335 GERMANY W			166	310	
344 ITALY	7340	8834	37702	43377	
347 JAPAN	640	396	18263	7548	
376 SWITZRLND	3471	3617	22497	24239	
383 HAWAII			280	359	
400 U STATES	2875	2986	41598	31412	
	25390	31515	194131	207390	
DRESSES SILK WOMENS CHILDRENS	N0				3247
100 U KINGDOM	135	5923	610	21058	
327 FRANCE	40	2183	129	15667	
335 GERMANY W	4	630	56	1392	
344 ITALY	11	2848	258	8403	
375 SWEODEN	2	158	21	830	
376 SWITZRLND	46	2452	138	6386	
383 HAWAII			31	449	
400 U STATES	911	28723	11360	263723	
	1149	42917	12603	317908	
CLOTHING SILK WOMENS CHILDRENS	OZ				3248
100 U KINGDOM	2892	6630	14485	32106	
215 INDIA	402	1091	6896	5102	
231 HONG KONG	2576	970	27058	9465	
305 AUSTRIA	384	659	1411	2611	
306 BELGIUM			13	52	
327 FRANCE	3474	6286	43340	42751	
335 GERMANY W	320	178	412	361	
344 ITALY	35506	40399	154534	89177	
347 JAPAN	242476	90499	1057068	485397	
367 AZORES			104	63	
376 SWITZRLND	5799	9441	16992	25871	
383 HAWAII			480	284	
392 SYRIA	102	134	102	134	
400 U STATES	4809	3878	51845	46535	
	298740	160165	1374740	739909	
HANDKERCHIEFS SILK	OZ				3251
100 U KINGDOM			152	291	
231 HONG KONG			160	93	
327 FRANCE	32	203	32	203	
344 ITALY	483	269	483	269	
347 JAPAN	17600	2896	73397	30179	
376 SWITZRLND	721	960	1311	1948	
	18836	4328	75535	32983	
SILK MANUFACTURES N O P	OZ				3252
100 U KINGDOM	115	363	2878	4429	
231 HONG KONG			646	240	
327 FRANCE	227	375	1799	2750	
335 GERMANY W	264	171	264	171	
344 ITALY	208	158	1834	2039	
347 JAPAN	1524	251	7957	2617	
376 SWITZRLNO			2235	1201	
400 U STATES	4598	1235	19999	8183	
	6936	2553	37612	21630	
WOOL IN THE GREASE	LB				3261
100 U KINGDOM	33288	29191	477449	379707	
207 UN SO AFR	6340	4663	32689	24862	
215 INDIA			79621	64371	
234 AUSTRALIA	119307	81943	1223123	890373	
236 NEW ZEAL	514277	338916	4799717	3034230	
304 ARGENTINA	1947	1550	73198	41337	
309 BRAZIL	35121	29595	37768	31867	
363 PERU			27507	24524	
386 URUGUAY	12437	10713	75162	64118	
400 U STATES	78873	72505	1017628	927785	
	801590	569076	7843862	5483174	
WOOL WASHED OR SCOURED	LB				3262
100 U KINGDOM	147684	140122	902349	855707	
207 UN SO AFR	191138	126055	688958	524987	
215 INDIA	15539	11904	31287	23170	
216 PAKISTAN			48831	38013	
234 AUSTRALIA	212341	195944	3520043	3285880	
236 NEW ZEAL	448726	360763	1842165	1443796	
304 ARGENTINA	30000	31027	613779	534825	
306 BELGIUM			17530	16262	
309 BRAZIL	10156	10078	21507	22093	
327 FRANCE			27330	24042	
363 PERU			243	210	
386 URUGUAY			205759	193089	
389 IRELAND	3462	3378	42567	38043	
400 U STATES	85269	87708	892277	888952	
	1144315	966979	8854625	7889069	
WOOL PULLED OR SLIPED	LB				3263
100 U KINGDOM	12589	9556	119935	91490	
236 NEW ZEAL	81519	62538	297757	222202	
304 ARGENTINA			16555	13552	
400 U STATES			9233	7685	
	94108	72094	443480	334929	
HAIR OF CAMEL ALPACA GOAT HOP	LB				3264
100 U KINGDOM			38151	38530	
306 BELGIUM			127210	65011	
327 FRANCE			283	1176	
335 GERMANY W			294	3600	
363 PERU	6066	15027	17214	37205	
400 U STATES	2097	11117	81404	180911	
	8163	26144	264556	326433	

IMPORTS INTO CANADA FOR CONSUMPTION

Articles and Countries from which Imported	MONTH OF AUGUST 1955		EIGHT MONTHS ENDED AUGUST 1955		Class Number
	Quantities	Values (\$)	Quantities	Values (\$)	
NOILS WOOL					3265
100 U KINGDOM	LB 17035	20367	143825	149198	
234 AUSTRALIA			7802	6573	
306 BELGIUM			557	400	
309 BRAZIL			13384	10574	
386 URUGUAY	13631	10173	51350	34669	
400 U STATES	1230	699	37529	35009	
	31896	31239	254447	236423	
GARNETTED WOOL WASTE					3267
100 U KINGDOM	LB 10869	13295	148016	142526	
306 BELGIUM			31624	45033	
327 FRANCE			100	277	
400 U STATES	11327	14933	112125	138557	
	22196	28228	291865	326393	
WOOL TOPS DRY COMBED					3268
100 U KINGDOM	LB 98483	139068	1128762	1632955	
207 UN SO AFR	6932	9891	22918	32776	
234 AUSTRALIA			302	541	
327 FRANCE			91	175	
400 U STATES	628	1398	6045	13768	
	106043	150357	1158118	1680215	
WOOL TOPS OIL COMBED					3269
100 U KINGDOM	LB 820705	1032453	6214094	8163779	
207 UN SO AFR	10622	14287	86240	121785	
234 AUSTRALIA			25778	37567	
327 FRANCE			120	228	
389 IRELAND			5131	4782	
400 U STATES	53	104	11255	24194	
	831380	1046844	6342618	8352335	
HAIR TOPS					3270
100 U KINGDOM	LB		10659	6434	
400 U STATES	7324	10618	45230	56045	
	7324	10618	55889	62479	
YARNS OR WARPS HAIR FOR MFRERS					3273
100 U KINGDOM	LB 3761	4206	191875	173614	
400 U STATES			21090	4020	
	3761	4206	212965	177634	
YARN MOHAIR FOR PILE FABRICS					3274
100 U KINGDOM	LB 6541	15079	54760	126432	
400 U STATES			2503	5252	
	6541	15079	57263	131684	
YARNS WOOL FOR 6 OZ FABRICS					3275
100 U KINGDOM	LB 4587	10818	109148	251952	
400 U STATES			3470	7154	
	4587	10818	112618	259106	
WOOLLEN SPUN YARN					3276
100 U KINGDOM	LB 30871	53289	116783	196714	
306 BELGIUM			31	56	
327 FRANCE	722	2484	5422	17619	
335 GERMANY W	1405	3648	4119	9795	
347 JAPAN			183	1817	
354 NETHRLNDS			374	962	
400 U STATES	288	664	7298	16010	
	33286	60085	134210	242973	
WORSTED SPUN YARN					3277
100 U KINGDOM	LB 95877	212549	803581	1538994	
305 AUSTRIA	2489	6167	13372	34459	
306 BELGIUM	66	198	42642	95987	
327 FRANCE	7544	23548	86704	240973	
335 GERMANY W	1071	2773	17562	43728	
344 ITALY			283	865	
347 JAPAN	1209	8451	4181	35496	
354 NETHRLNDS			2201	4233	
376 SWITZRLND	423	1236	4053	11877	
400 U STATES	3519	10930	19410	57463	
	112198	265852	993989	2064075	
WOOL FAB IN GRAY					3281
0VR 4 TO 6 OZ	LB 559	808	15154	36159	
100 U KINGDOM			805	1474	
306 BELGIUM					
344 ITALY	14801	27924	59727	115363	
354 NETHRLNOS	391	735	5244	9811	
	15751	29467	60930	162807	
WOOL FAB IN GRAY					3282
4 OZ OR LESS	LB 21346	59091	125220	359640	
100 U KINGDOM			1594	2979	
354 NETHRLNOS					
	21346	59091	126814	362619	
KNITTED FABRICS WOOL N O P					3283
100 U KINGDOM	LB 1891	6142	9460	29173	
327 FRANCE	126	493	995	3688	
344 ITALY			1204	3052	
400 U STATES	13028	33912	39085	91332	
	15045	40547	50744	127245	
FLANNELS					3284
100 U KINGDOM	LB 123405	330920	649599	1600311	
327 FRANCE			779	5051	
344 ITALY			11521	31012	
354 NETHRLNDS			989	3109	
360 ISRAEL			417	1494	
376 SWITZRLND			774	2982	
400 U STATES	278	685	3759	11390	
	123683	331605	667838	1655349	
FELT CLOTH N O P					3285
100 U KINGDOM	LB 5094	4701	5176	4891	
335 GERMANY W			120	242	
400 U STATES	10	51	199	759	
	5104	4752	5495	5892	

IMPORTS INTO CANADA FOR CONSUMPTION

Articles and Countries from which Imported		MONTH OF AUGUST 1955		EIGHT MONTHS ENDED AUGUST 1955		Class Number
		Quantities	Values (\$)	Quantities	Values (\$)	
OVERCOATINGS						
	100 U KINGDOM	LB 79211	195309	427014	916264	3286
	327 FRANCE	74	375	103	478	
	344 ITALY	864	2711	2195	4516	
	347 JAPAN	160	625	480	1875	
	354 NETHRLNDS			1904	4678	
	400 U STATES			4498	16221	
		80309	199020	436194	944032	
TWEEDS						
	100 U KINGDOM	LB 123925	276476	654737	1557846	3287
	327 FRANCE	329	1694	691	3571	
	344 ITALY			6735	11128	
	354 NETHRLNDS	806	1063	858	1142	
	372 SPAIN			1872	4661	
	389 IRELAND	209	599	209	599	
	400 U STATES	2472	6073	14528	28151	
		127741	285905	679630	1607098	
WORSTEDS AND SERGES						
	100 U KINGDOM	LB 641665	2112036	4129049	13641776	3288
	227 BAHAMAS			127	1483	
	234 AUSTRALIA	1229	5595	13917	67947	
	306 BELGIUM	1921	7190	8165	36608	
	317 CZECHO S			56	168	
	318 DENMARK			1228	4260	
	327 FRANCE	10387	47885	59888	285281	
	335 GERMANY W	1352	3129	3316	8450	
	344 ITALY	30556	84425	229196	621922	
	347 JAPAN			7781	24365	
	354 NETHRLNDS	4373	10593	43833	116464	
	360 ISRAEL			588	1967	
	365 POLAND	1987	5403	1987	5403	
	372 SPAIN	902	3859	1133	4745	
	376 SWITZRLND	255	1532	6126	40137	
	389 IRELAND			182	630	
	400 U STATES	7008	23689	45374	207987	
		701635	2305336	4551946	15069593	
WOVEN FABRICS N O P WOOL						
	100 U KINGDOM	LB 150352	314994	718128	1734205	3289
	227 BAHAMAS			525	5757	
	234 AUSTRALIA			445	1249	
	306 BELGIUM	2197	7188	3709	18509	
	317 CZECHO S	79	295	79	295	
	318 DENMARK			198	638	
	327 FRANCE	2923	15698	13759	74880	
	335 GERMANY W	2172	10016	10499	39224	
	344 ITALY	10008	16890	53753	113447	
	354 NETHRLNDS	1585	4182	12933	32949	
	372 SPAIN	28	71	86	258	
	375 SWEDEN	18	69	18	69	
	376 SWITZRLND	618	3792	2974	16046	
	389 IRELAND	521	967	1171	2181	
	400 U STATES	14931	40921	85511	254515	
		185432	415083	903788	2294222	
LUSTRES ITALIAN LININGS						
	100 U KINGDOM	LB 439	528	1785	4840	3290
	400 U STATES			59	173	
		439	528	1844	5013	
WOOL FAB 12 INS WIDE OR LESS						
	100 U KINGDOM	LB 88	263	919	3432	3291
	327 FRANCE	253	1278	735	3737	
	344 ITALY			294	598	
	400 U STATES			611	1052	
		341	1541	2559	8819	
WOOL FABRICS CUT PILE PLUSH						
	100 U KINGDOM	LB 1849	2736	13517	28741	3292
	306 BELGIUM			879	2116	
	335 GERMANY W	1318	3147	3780	8248	
	400 U STATES	312	1094	3547	6362	
		3479	6977	21723	45467	
BILLIARD CLOTH OF WOOL FABRIC						
	100 U KINGDOM	LB 2802	10505	22160	87434	3293
		2802	10505	22160	87434	
MELTON CLOTH FOR TENNIS BALLS						
	100 U KINGDOM	LB		3952	7235	3294
				3952	7235	
SLIPPER CLOTH FOR FOOTWEAR						
	100 U KINGDOM	LB				3295
FILTER PRESS CLOTH OF WOOL						
	100 U KINGDOM	LB		232	514	3296
				232	514	
CARPETS AXMINSTER IN ROLLS						
	100 U KINGDOM	SQ FT 172525	92026	674563	342795	3301
	306 BELGIUM	76378	34698	345657	156262	
	327 FRANCE	4115	1751	22397	9354	
	335 GERMANY W			1913	1199	
	375 SWEDEN			6054	2819	
	400 U STATES	1772	1193	42875	23165	
		254790	129668	1093459	535594	
CARPETS AXMINSTER SQUARES						
	100 U KINGDOM	SQ FT 68181	30855	400708	194552	3302
	306 BELGIUM	5310	2567	20174	11008	
	327 FRANCE	855	225	6214	2663	
	375 SWEDEN	4476	2118	8246	4389	
	400 U STATES	618	467	11122	7490	
		79440	36232	446464	220102	

IMPORTS INTO CANADA FOR CONSUMPTION

Articles and Countries from which Imported	MONTH OF AUGUST 1955		EIGHT MONTHS ENDED AUGUST 1955		Class Number
	Quantities	Values (\$)	Quantities	Values (\$)	
CARPET BRUSSELS WILTON IN ROLL	SQ FT				3303
100 U KINGDOM	449640	253368	2808291	1565365	
306 BELGIUM	564687	257658	5136749	2414590	
317 CZECHO S	250	108	25029	7077	
327 FRANCE	18669	7513	153860	55821	
328 FR AFRICA	1529	1136	1529	1136	
335 GERMANY W	16355	9148	101537	59629	
344 ITALY	3200	2601	62508	25020	
354 NETHRLNOS			481	564	
375 SWEDEN			1418	690	
400 U STATES	9381	6242	59796	34471	
	1063711	537974	8351198	4164363	
CARPET BRUSSELS WILTON SQUARES	SQ FT				3304
100 U KINGDOM	49117	31357	208691	132550	
306 BELGIUM	3033	1840	146283	67036	
327 FRANCE	5139	3236	14615	10435	
335 GERMANY W			5433	3440	
344 ITALY			6286	2420	
375 SWEDEN	332	156	8818	4163	
400 U STATES	1468	1175	24124	15785	
	59089	37764	414250	235829	
CARPETS INGRAIN IN ROLLS	SQ FT				3305
100 U KINGDOM	3375	600	19688	5749	
306 BELGIUM	35646	11225	45182	16663	
384 P RICO			108	214	
400 U STATES	3024	823	54054	15705	
	42045	12648	119032	38331	
CARPETS INGRAIN SQUARES	SQ FT				3306
100 U KINGDOM			26855	21422	
215 INDIA	1021	280	77525	18345	
231 HONG KONG			165307	47326	
306 BELGIUM	533	231	1365	762	
313 CHINA	16976	4362	448446	115134	
318 DENMARK	7055	3758	7055	3758	
347 JAPAN	5696	1801	7168	2242	
359 NORWAY			1350	577	
400 U STATES			25059	8118	
	31281	10432	760130	217684	
CARPETS ORIENTAL	SQ FT				3307
100 U KINGDOM	1700	1616	22269	23026	
215 INDIA	104452	94459	417458	374905	
231 HONG KONG	216	816	13197	16961	
313 CHINA	2594	7732	5767	17788	
327 FRANCE	3241	2055	3286	2110	
342 IRAN	8975	17505	52055	97435	
344 ITALY			554	896	
347 JAPAN			155	473	
353 MOROCCO	1987	2580	7905	11174	
354 NETHRLNOS			58	57	
359 NORWAY			1350	615	
372 SPAIN	67	71	229	604	
375 SWEDEN	138	84	14693	7131	
392 SYRIA			33	50	
400 U STATES	1328	1327	13922	18940	
	124698	128245	552931	572165	
CARPETS TAPESTRY IN ROLLS	SQ FT				3308
100 U KINGDOM	3368	624	5744	2230	
306 BELGIUM	2919	1395	7008	3179	
327 FRANCE	12376	4557	169121	64798	
335 GERMANY W	1136	612	117139	76776	
400 U STATES			647	102	
	19799	7188	303297	148944	
CARPETS TAPESTRY SQUARES	SQ FT				3309
327 FRANCE			6327	3114	
335 GERMANY W	162	99	1343	778	
400 U STATES			130	243	
	162	99	7800	4135	
MATS HEARTH RUGS AND RUNNERS	SQ FT				3310
100 U KINGDOM	7955	2896	29680	11665	
215 INDIA			1398	382	
306 BELGIUM			681	154	
313 CHINA			12032	3098	
327 FRANCE	303	200	744	475	
347 JAPAN			538	161	
375 SWEDEN			421	213	
400 U STATES	10096	1955	20035	4673	
	18354	5051	65529	20821	
GLOVES MITTS AND WITTENS WOOL	OZ PR				3320
100 U KINGDOM	2654	12903	3532	19864	
231 HONG KONG	730	1815	984	2732	
327 FRANCE	9	127	74	1001	
335 GERMANY W	22	605	26	670	
344 ITALY	3102	14058	11718	50107	
347 JAPAN	60119	193075	170185	523760	
376 SWITZRLNO	243	2927	341	3986	
400 U STATES	430	2251	809	4470	
	67309	227761	187669	606590	
SHAWLS WOOL KNITTED OR WOVEN	LB				3321
100 U KINGDOM	1890	6572	10668	36772	
306 BELGIUM	25	159	462	1363	
317 CZECHO S			360	770	
344 ITALY			109	327	
400 U STATES			632	2526	
	1915	6731	12231	41758	

IMPORTS INTO CANADA FOR CONSUMPTION

Articles and Countries from which Imported	MONTH OF AUGUST 1955		EIGHT MONTHS ENDED AUGUST 1955		Class Number
	Quantities		Values (\$)		
	DZ	PR			
SOCKS AND STOCKINGS WOOL					3322
100 U KINGDOM	40149		149681	847673	
327 FRANCE		209355	51	719	
354 NETHRLNDS	100		595	2289	
359 NORWAY			67	580	
376 SWITZRLND	22		22	337	
400 U STATES	30		421	2740	
	40301	210492	150837	854338	
UNDERWEAR WOOL KNITTED					3323
100 U KINGDOM	28399		39680	133811	
335 GERMANY W		94480	22	528	
376 SWITZRLND	100		139	1407	
400 U STATES	25		367	1429	
	28524	95567	40208	137175	
CLTHNG WVN WOOL WOMENS CHLDRNS					3324
100 U KINGDOM	27546		92977	744816	
215 INDIA		199978	36	137	
227 BAHAMAS			88	532	
305 AUSTRIA	95		196	2540	
306 BELGIUM	1085		2876	7500	
317 CZECHO S			740	5137	
327 FRANCE	899	13744	2166	43748	
335 GERMANY W	805	6491	2179	16707	
344 ITALY	159	4560	285	7128	
347 JAPAN			1477	2961	
352 MEXICO	30	86	610	1619	
354 NETHRLNDS	2324	14402	5696	39655	
359 NORWAY			35	284	
372 SPAIN			47	375	
375 SWEDEN			252	5370	
376 SWITZRLND	1106	13794	3821	43103	
389 IRELAND	32	582	145	1963	
400 U STATES	11463	90859	38366	329121	
	45544	348838	151992	1252696	
CLOTHING NOP WOVEN WOOL FABRIC					3325
100 U KINGDOM	8066		31459	184787	
306 BELGIUM		41895	1204	4741	
317 CZECHO S	192	574	1313	4852	
327 FRANCE	155	1249	267	1890	
335 GERMANY W	27	510	123	909	
344 ITALY	51	936	227	1977	
352 MEXICO			84	267	
354 NETHRLNDS			350	570	
359 NORWAY			21	201	
376 SWITZRLND	15	141	191	1810	
400 U STATES	3945	11532	8110	31120	
	12451	56837	43349	233124	
CLTHG WVN WOOL OUTER MENS BOYS					3326
100 U KINGDOM	12195		92830	695570	
306 BELGIUM		82905	100	371	
327 FRANCE			31	564	
335 GERMANY W			1461	6918	
344 ITALY			174	334	
352 MEXICO			20	64	
359 NORWAY			20	113	
376 SWITZRLND	6	107	24	244	
400 U STATES	3355	12764	13163	63175	
	15556	95776	107823	767353	
CLTHG NOP WOOL KNIT INFNTS CHLD					3327
100 U KINGDOM	28929		62660	298426	
305 AUSTRIA	22	141732	67	476	
306 BELGIUM	367	2951	1360	8848	
327 FRANCE			26	222	
335 GERMANY W	56	283	56	283	
344 ITALY	6	142	90	294	
347 JAPAN	50	183	2150	6228	
354 NETHRLNDS	110	551	110	551	
376 SWITZRLND	122	1048	240	2365	
389 IRELAND			31	146	
400 U STATES	751	2154	2667	10380	
	30413	149207	69457	328219	
CLTHG NOP WOOL KNIT WOMNS GRLS					3328
100 U KINGDOM	77941		269474	2601001	
231 HONG KONG		646393	760	720	
305 AUSTRIA	1989	21173	18813	221370	
306 BELGIUM	90	635	352	2408	
318 DENMARK	8	147	185	2450	
327 FRANCE	132	1738	373	5560	
335 GERMANY W	204	2001	1952	10855	
344 ITALY	1184	15942	6900	108922	
347 JAPAN	7167	25961	27501	128797	
354 NETHRLNDS			333	882	
359 NORWAY			80	482	
375 SWEDEN			6	77	
376 SWITZRLND	450	4058	1193	12708	
400 U STATES	2973	20222	12304	80399	
	92138	738270	340226	3176631	
CLTHG NOP WOOL KNIT MENS BOYS					3329
100 U KINGDOM	15887		51577	406794	
231 HONG KONG		96870	237	955	
305 AUSTRIA	70	832	655	4663	
306 BELGIUM			593	2345	
318 DENMARK	14	188	42	470	
327 FRANCE			17	81	
335 GERMANY W	55	405	317	2203	
344 ITALY	124	1214	819	6019	

IMPORTS INTO CANADA FOR CONSUMPTION

Articles and Countries from which Imported	MONTH OF AUGUST 1955		EIGHT MONTHS ENDED AUGUST 1955		Class Number
	Quantities	Values (\$)	Quantities	Values (\$)	
347 JAPAN	731	9114	3815	26883	
354 NETHRLNDS			276	694	
359 NORWAY	159	315	859	2152	
375 SWEDEN			33	431	
376 SWITZRLND	44	558	417	4093	
400 U STATES	699	2770	3691	14397	
	17783	112266	63348	472180	
BELTING OF CAMELS HAIR	LB				3341
100 U KINGDOM	121	148	726	1345	
	121	148	726	1345	
BLANKETS N O P WOOL	LB				3342
100 U KINGDOM	60216	91860	247776	378153	
306 BELGIUM			1983	3310	
318 DENMARK			272	218	
335 GERMANY W			205	375	
344 ITALY	396	248	2443	2093	
347 JAPAN	4308	2955	4308	2955	
353 MOROCCO			271	889	
354 NETHRLNDS	749	1789	14447	18464	
400 U STATES	6037	9110	38202	63860	
	71706	105962	309907	470317	
FELT PRESSED	LB				3343
100 U KINGDOM	8792	17476	23036	48515	
335 GERMANY W	19839	24854	88602	110096	
400 U STATES	11234	12286	33917	51199	
	39865	54616	145555	209810	
RUGS RAILWAY STEAMER AND AUTO	LB				3344
100 U KINGDOM	5063	8427	23609	46894	
344 ITALY	26963	18691	142814	81482	
354 NETHRLNDS			477	348	
400 U STATES			75	100	
	32026	27118	166975	128824	
WOOL MANUFACTURES N O P	LB				3345
100 U KINGDOM	2226	7742	11896	40295	
234 AUSTRALIA	46	127	46	127	
306 BELGIUM			2050	4376	
327 FRANCE			253	1318	
335 GERMANY W	78	270	658	1494	
344 ITALY	37	350	1455	1703	
354 NETHRLNDS	4000	1522	4304	2208	
367 AZORES			29	196	
376 SWITZRLND			96	1266	
400 U STATES	27499	35351	207239	229808	
	33886	45362	228026	282791	
YARN SYNTHETIC ACETATE SINGLES	LB				3360
100 U KINGDOM	5479	3204	7578	4508	
400 U STATES	7754	7809	8948	9257	
	13233	11013	16526	14465	
YARNS SYNTHETIC SINGLES N O P	LB				3361
100 U KINGDOM	832	659	23502	33903	
335 GERMANY W			4767	5531	
400 U STATES	14748	11326	99539	98952	
	15580	11985	127808	138386	
YARNS THREADS SYNTHETIC N O P	LB				3362
100 U KINGDOM	2263	5412	22193	38007	
327 FRANCE	484	1278	9950	33986	
335 GERMANY W	1803	2350	26236	37359	
344 ITALY	30	102	167	657	
354 NETHRLNDS			22619	20222	
376 SWITZRLND			14251	16908	
400 U STATES	105976	149571	1018490	1514692	
	110556	158713	1113906	1661831	
YARN SYNTHETIC FOR PILE FABRIC	LB				3363
YARNS SYNTHETIC ACETATE TWIST	LB				3364
100 U KINGDOM			46	125	
327 FRANCE			247	2077	
400 U STATES	33323	37646	171718	217686	
	33323	37646	172011	219888	
STAPLE FIBRES SYNTHETIC	LB				3365
100 U KINGDOM	353624	110932	4399946	1256653	
305 AUSTRIA	10210	2521	229943	56407	
327 FRANCE	2500	3550	2861	4226	
335 GERMANY W	4498	2016	160514	68875	
344 ITALY			221275	62918	
347 JAPAN			5500	1350	
376 SWITZRLND	5021	6159	26281	30788	
400 U STATES	109848	145366	784177	910020	
	485701	270544	5830497	2391237	
TOPS OF SYNTHETIC FIBRES	LB				3366
100 U KINGDOM	24146	10401	147920	62155	
335 GERMANY W			184668	104104	
400 U STATES	17780	23754	77732	108556	
	41926	34155	410320	274815	
WASTE SHORT FIBRE SYNTHETIC	LB				3367
100 U KINGDOM			55882	11993	
306 BELGIUM			34240	7347	
327 FRANCE	350	283	1090	1748	
335 GERMANY W			200	296	
376 SWITZRLND	8647	9846	15223	13072	
400 U STATES	182035	158241	1447649	1534838	
	191032	168370	1554284	1569294	
YARNS FROM POLYAMIDES NYLON	LB				3368
100 U KINGDOM	261	2168	2160	7895	
327 FRANCE			634	3870	
354 NETHRLNDS			255	603	

IMPORTS INTO CANADA FOR CONSUMPTION

Articles and Countries from which Imported	MONTH OF AUGUST 1955		EIGHT MONTHS ENDED AUGUST 1955		Class Number
	Quantities	Values (\$)	Quantities	Values (\$)	
400 U STATES	24369	68495	147904	471705	
YARN SYNTHETIC FOR TIRE FABRIC	24630	70663	150953	484073	
316 CUBA	118990	66807	1489291	852730	3369
400 U STATES	189846	118992	899820	557117	
KNITTED FABRIC SYNTHETIC FIBRE	308836	185799	2389111	1409847	
100 U KINGDOM	7206	14131	18818	43898	3371
327 FRANCE			585	2982	
335 GERMANY W			520	831	
344 ITALY			21	113	
376 SWITZRLND			226	539	
400 U STATES	29856	76735	133515	392838	
FABRICS SYNTHETIC FIBRE N O P	37062	90866	153685	441201	
100 U KINGDOM	50872	91293	356069	573737	3372
231 HONG KONG			42	118	
305 AUSTRIA	1430	2312	13595	27149	
306 BELGIUM	1161	2331	14280	24398	
327 FRANCE	3596	21125	14516	72221	
335 GERMANY W	55909	90838	332415	506900	
344 ITALY	14712	29220	63585	122426	
347 JAPAN	12103	16598	79261	85790	
354 NETHRLNDS	1053	2160	10445	20078	
375 SWEDEN	75	835	475	4369	
376 SWITZRLND	3506	16216	13734	70561	
392 SYRIA	2	76	2	76	
400 U STATES	815779	1918894	4735402	11501138	
RIBBONS OF SYNTHETIC FIBRES	960198	2191898	5633821	13008961	
100 U KINGDOM	636	2269	4132	15733	3373
317 CZECHOS			6962	5808	
327 FRANCE	2557	12462	18419	71392	
335 GERMANY W	790	2889	3036	19247	
344 ITALY			241	293	
347 JAPAN	8018	7312	36646	36030	
354 NETHRLNDS	100	323	285	1207	
375 SWEDEN			28	356	
376 SWITZRLND	1874	9521	10005	40151	
400 U STATES	30612	65257	229807	496886	
GLDVES OF SYNTHETIC FIBRES	44587	100033	309561	687103	
100 U KINGDOM	473	4083	2724	15260	3380
231 HONG KONG	1300	5083	11486	39352	
327 FRANCE	57	774	198	1595	
335 GERMANY W			15161	64178	
344 ITALY	104	789	4199	25375	
347 JAPAN	27062	90605	170291	515620	
376 SWITZRLND			16	161	
400 U STATES	1405	20459	11753	134008	
SOCKS STOCKINGS SYNTHETIC FIBRE	30401	121793	215828	795549	
100 U KINGDOM	27091	158849	88111	502963	3382
231 HONG KONG	309	2065	309	2065	
318 DENMARK			5	85	
327 FRANCE			525	5422	
335 GERMANY W	89	724	1628	13193	
344 ITALY	51	373	351	2393	
347 JAPAN			1159	4218	
354 NETHRLNDS			263	1816	
400 U STATES	24176	149517	303845	1994225	
CLOTHING NOP WOVEN SYNTH FIBRE	51716	311528	396196	2526380	
100 U KINGDOM	14046	6923	145855	70804	3383
215 INDIA	247	152	1047	626	
231 HONG KONG	27396	1950	102646	14536	
305 AUSTRIA			803	685	
306 BELGIUM	118	228	118	228	
318 DENMARK			1157	508	
327 FRANCE	12497	8147	102808	46527	
335 GERMANY W	1280	460	22333	5700	
344 ITALY	2976	1128	32645	12626	
347 JAPAN	922474	74515	2734943	209058	
354 NETHRLNDS	688	273	4202	1388	
360 ISRAEL			28612	4902	
367 AZORES			1808	178	
372 SPAIN			464	260	
376 SWITZRLND	4399	2286	24497	14962	
383 HAWAII			4666	2407	
389 IRELAND			48	225	
400 U STATES	710863	169852	5285841	1361591	
DRESSES WVN SYNT WOMENS CHLDNS	1696984	265914	8494493	1747211	
100 U KINGDOM	518	14695	1204	28488	3384
305 AUSTRIA	4	69	4	69	
327 FRANCE	44	2493	169	6640	
335 GERMANY W	74	3470	156	5388	
344 ITALY	1	69	37	1181	
354 NETHRLNDS	6	110	228	2725	
367 AZORES	270	279	270	279	
375 SWEDEN	1	65	15	577	
376 SWITZRLND	131	6110	592	11064	
383 HAWAII	1	59	100	1279	
400 U STATES	35897	219995	223398	1218330	
	36947	247414	226173	1276020	

IMPORTS INTO CANADA FOR CONSUMPTION

Articles and Countries from which Imported	MONTH OF AUGUST 1955		EIGHT MONTHS ENDED AUGUST 1955		Class Number
	Quantities	Values (\$)	Quantities	Values (\$)	
UNDERWEAR KNITTED SYNTHETIC	LB				3385
100 U KINGDOM	9508	22158	25374	61334	
327 FRANCE			3	105	
347 JAPAN	829	569	829	569	
376 SWITZRLND			36	389	
400 U STATES	3033	10004	14652	49375	
	13370	32731	40894	111772	
CLTHG SYNT FIB KNIT INFTS CHLD	LB				3386
100 U KINGDOM	361	1797	18777	39798	
347 JAPAN			72	314	
354 NETHRLNDS			163	401	
400 U STATES	2699	10918	9602	42548	
	3060	12715	28614	83061	
CLTHG SYNT FIB KNIT WOMNS GRLS	LB				3387
100 U KINGDOM	2626	9993	19622	73284	
305 AUSTRIA	20	297	98	1684	
327 FRANCE			260	3901	
344 ITALY	35	1045	475	5937	
376 SWITZRLND	8	249	35	740	
400 U STATES	6558	30994	44671	206485	
	9247	42578	65161	292031	
CLTHG SYNTH FIB KNIT MENS BOYS	LB				3388
100 U KINGDOM	1426	3411	11735	32414	
400 U STATES	4195	10148	21552	54414	
	5621	13559	33287	86828	
CURTAINS OF SYNTHETIC FIBRE	OZ				3390
100 U KINGDOM	41928	5546	202302	27445	
400 U STATES	677607	105802	5051263	768868	
	719535	111348	5253565	796313	
HANOKERCHIEFS SYNTHETIC FIBRE	OZ				3391
100 U KINGDOM	984	206	2063	592	
231 HONG KONG			300	68	
305 AUSTRIA	1050	821	1050	821	
306 BELGIUM			327	255	
347 JAPAN	30757	1706	457271	22293	
376 SWITZRLND	205	188	1707	1777	
400 U STATES			3908	718	
	32996	2921	466626	26524	
SYNTHETIC FIBRE MANUFACTRS NOP	OZ				3392
100 U KINGDOM	161855	16044	1542830	134611	
231 HONG KONG			2294	671	
305 AUSTRIA			382	237	
306 BELGIUM	3537	430	18862	2445	
317 CZECHO S			1168	389	
327 FRANCE	27190	6677	64232	15392	
335 GERMANY W	2576	378	36441	5093	
344 ITALY	73820	5696	655707	40710	
347 JAPAN	494810	19365	2213433	106726	
354 NETHRLNDS	928	403	12207	2191	
375 SWEDEN	1949	1316	16148	8489	
376 SWITZRLND	2572	1738	21328	9831	
400 U STATES	2245667	274985	13310236	1638579	
	3014904	327032	17895268	1965364	
SYNTH FIBRE FOR ELEC APPARATUS	OZ				3393
100 U KINGDOM	9552	1574	37216	7823	
400 U STATES	55332	7741	308478	54395	
	64884	9315	345694	62218	
HAIR CLOTH					3401
100 U KINGDOM		6952		59200	
400 U STATES		408		12583	
		7360		71783	
FILTER PRESS CLOTH OF HAIR					3402
KAPOK	CWT				3411
215 INDIA	282	10240	378	13046	
309 BRAZIL			3	108	
321 ECUADOR			31	1524	
354 NETHRLNDS	222	9604	332	14236	
355 INDONESIA			440	18785	
400 U STATES	134	5622	939	42847	
	638	25466	2123	90546	
MANILA FIBRE	CWT				3412
315 C RICA			750	11367	
337 GUATEMALA			1050	17265	
339 HONDURAS	300	5467	600	10516	
361 PANAMA			3726	62508	
364 PHIL	3501	49662	21504	323864	
400 U STATES	2379	38140	14444	240882	
	6180	93269	42074	666402	
SISAL ISTLE TAMPICO FIBRE	CWT				3413
100 U KINGDOM			214	2274	
203 S E AFR	4039	35011	29537	280467	
309 BRAZIL	13566	114911	109003	943029	
316 CUBA	6185	50280	40398	333937	
320 DOM REP			273	2564	
338 HAITI	10840	99467	80737	730958	
352 MEXICO	109	3893	57976	456420	
355 INDONESIA			2239	23348	
394 PORT E AF			4095	38925	
395 PORT W AF			2535	21336	
400 U STATES	8370	76462	109467	1032346	
	43109	380024	436474	3865604	
VEGETABLE FIBRE N O P	CWT				3414
100 U KINGDOM			32	902	

IMPORTS INTO CANADA FOR CONSUMPTION

Articles and Countries from which Imported		MONTH OF AUGUST 1955		EIGHT MONTHS ENDED AUGUST 1955		Class Number	
		Quantities	Values (\$)	Quantities	Values (\$)		
215	INDIA	24	350	137	1713		
221	B GUIANA	12	71	27	151		
309	BRAZIL			439	4218		
333	MADAGASCAR	13	329	40	1047		
352	MEXICO			1095	10254		
353	MOROCCO			221	1606		
400	U STATES	1715	8600	5414	45366		
BALER TWINE		CWT	1764	9250	7405	65257	3420
100	U KINGDOM	2210	40911	9022	149794		
306	BELGIUM	200	2420	4360	55655		
318	DENMARK	400	4863	5506	84862		
352	MEXICO	1098	13492	21777	225943		
354	NETHRLNDS	320	4427	9620	162192		
400	U STATES	708	9020	8229	99582		
GRASSES SEAWEEED			4936	75133	58514	778028	3421
MOSSES	BAGASSE						
100	U KINGDOM		172		6442		
231	HONG KONG				881		
316	CUBA				2031		
327	FRANCE				320		
335	GERMANY W		432		1416		
344	ITALY				804		
347	JAPAN		379		10532		
352	MEXICO				134		
354	NETHRLNDS				3310		
359	NORWAY		294		594		
400	U STATES		17907		136158		
BINDER TWINE		CWT	19184			162622	3422
100	U KINGDOM	2933	47712	3383	55180		
306	BELGIUM	1000	12100	2340	29590		
318	DENMARK	160	2144	15769	183488		
352	MEXICO	294	3584	7164	79586		
354	NETHRLNDS			7646	110209		
366	PORTUGAL	8	120	18	249		
400	U STATES	1871	33630	4418	63820		
COIR AND COIR YARN		CWT	6266	92290	40738	522122	3423
100	U KINGDOM			129	1570		
215	INDIA	347	3324	3668	33132		
217	CEYLON	198	2799	517	6011		
224	JAMAICA			61	437		
MATS RUGS N O P OF COCOA FIBRE			545	6123	4375	41150	3424
100	U KINGDOM			213	234		
215	INDIA	19579	9466	84830	48123		
354	NETHRLNDS	619	1101	3438	3913		
400	U STATES			834	1209		
STRAW OR PAPER CARPETING RUGS			20198	10567	89315	53479	3425
100	U KINGDOM				204		
215	INDIA				4063		
223	BARBADOS				102		
224	JAMAICA				146		
231	HONG KONG		546		6830		
317	CZECHOS				1963		
347	JAPAN				21568		
372	SPAIN		234		4234		
400	U STATES		3735		116099		
VEGETABLE FIBRES FOR BRUSHES		CWT	4515			155209	3428
100	U KINGDOM			166	2376		
215	INDIA	40	465	327	3535		
231	HONG KONG	53	1678	204	4812		
304	ARGENTINA			35	5936		
306	BELGIUM	32	2382	465	8708		
352	MEXICO	510	18798	1826	66798		
354	NETHRLNDS	29	5412	767	14779		
400	U STATES	376	20108	2317	116149		
MATS CUT PILE OF COCOA FIBRE			1040	48843	6107	223093	3429
215	INDIA	109013	15926	549139	86942		
354	NETHRLNDS			2874	1000		
WASTE FOR FURTHER PREPARATION			109013	15926	552013	87942	3451
100	U KINGDOM	1809	50739	11565	296081		
215	INDIA	431	11219	3419	62726		
216	PAKISTAN	687	17464	2575	53614		
231	HONG KONG			1121	4588		
234	AUSTRALIA			6	740		
236	NEW ZEAL			46	2325		
304	ARGENTINA	33	3647	33	3647		
306	BELGIUM	336	1714	1107	17881		
309	BRAZIL	3643	38327	11380	167286		
327	FRANCE			670	7156		
335	GERMANY W	784	7052	2260	27968		
344	ITALY	338	1578	4411	37694		
347	JAPAN			336	2170		
352	MEXICO			960	5234		
354	NETHRLNDS	178	922	2341	12898		
386	URUGUAY	33	1777	169	11547		
400	U STATES	33496	303294	234830	2262275		
WASTE FOR WIPING RAGS N O P			41768	437733	277229	2975830	3452
100	U KINGDOM	CWT	407	1987	1797	28296	

IMPORTS INTO CANADA FOR CONSUMPTION

Articles and Countries from which Imported	MONTH OF AUGUST 1955		EIGHT MONTHS ENDED AUGUST 1955		Class Number
	Quantities	Values (\$)	Quantities	Values (\$)	
234 AUSTRALIA	67	2927	153	7871	
306 BELGIUM	115	2359	932	18113	
335 GERMANY W	147	2076	896	13158	
347 JAPAN			300	3272	
354 NETHRLNOS	348	5487	1081	15997	
400 U STATES	56802	436148	325202	2568223	
WASTE GARNETTED READY FOR USE	57886	450984	330361	2655630	
100 U KINGDOM	LB 600	300	46400	9517	3453
215 INDIA			43234	4712	
216 PAKISTAN			13986	933	
306 BELGIUM	73	187	73	187	
327 FRANCE	274	556	1506	3048	
335 GERMANY W			33365	2784	
344 ITALY	34798	2805	58731	4415	
347 JAPAN	38000	3737	116744	11935	
354 NETHRLNDS			150	50	
400 U STATES	78168	16211	942122	149358	
BATTS BATTING WAODING N O P	151913	23796	1256311	166939	
100 U KINGDOM	LB		230	166	3454
400 U STATES	7215	6061	64662	46260	
FISH NETS NETTINGS COMMERCIAL	7215	6061	64892	46426	
100 U KINGDOM	LB 73841	118622	619612	1105715	3460
318 DENMARK			1727	1769	
335 GERMANY W	20	323	8576	11790	
347 JAPAN	10750	29003	373336	507368	
354 NETHRLNOS	3881	3180	41977	59996	
359 NORWAY	363	750	488	1165	
400 U STATES	12922	31965	139185	365275	
FISHING LINES COMMERCIAL	101777	183843	1184901	2053078	
100 U KINGDOM	LB 26267	17149	250115	159010	3461
306 BELGIUM			6306	1631	
318 DENMARK	8624	1687	17589	3302	
335 GERMANY W			4924	3923	
347 JAPAN			10714	12542	
352 MEXICO			2206	397	
354 NETHRLNDS			40549	17660	
359 NORWAY			18433	10396	
400 U STATES	34885	41051	314535	345973	
CORDAGE MANILA OVER 1 IN CIRC	69776	59887	665371	554834	
100 U KINGDOM	LB 114826	26088	1034250	236009	3463
318 DENMARK	838	159	6154	1292	
352 MEXICO	2034	239	37838	4587	
354 NETHRLNOS			10073	2513	
366 PORTUGAL	494	78	494	78	
400 U STATES	2638	1456	28506	8613	
CORDAGE COMMERCIAL FISH NET	120830	28020	1117315	253092	
100 U KINGDOM	LB 29098	5868	1198104	267590	3464
306 BELGIUM	75445	17805	177750	41518	
318 DENMARK			163545	31189	
335 GERMANY W	1035	405	6998	6882	
347 JAPAN			1136	715	
354 NETHRLNDS			169435	33683	
364 PHIL			30551	5927	
389 IRELAND			25081	5344	
400 U STATES	4233	2398	44201	40117	
CORDAGE OVER 1 INCH N O P	109811	26476	1816801	432965	
100 U KINGDOM	LB 35761	12537	271018	80549	3465
327 FRANCE			754	553	
344 ITALY	2304	1072	6009	2049	
366 PORTUGAL			2645	342	
400 U STATES	29106	5443	170110	44079	
COTTON FABRIC RUBBERIZED	67171	19052	450536	127572	
100 U KINGDOM	LB 102	129	4541	2195	3472
400 U STATES	20151	19486	157254	116201	
COTTON WINDOW SHADE CLOTH	20253	19615	161795	118396	
100 U KINGDOM	LB 499	320	499	320	3473
400 U STATES	908	995	9299	14131	
COTTON FABRICS COATED N O P	1407	1315	9798	14451	
100 U KINGDOM	LB 53672	30776	394668	246002	3474
306 BELGIUM			399	1238	
327 FRANCE	15	111	3000	3574	
335 GERMANY W	167	248	4708	4238	
347 JAPAN	23100	6017	53214	13227	
354 NETHRLNOS	14167	5616	20946	17592	
400 U STATES	244174	258840	1981396	2018209	
ARTISTS CANVAS COATED PREPARED	335295	301608	2458331	2306080	
100 U KINGDOM		1579		2391	3475
327 FRANCE		185		378	
354 NETHRLNOS				448	
400 U STATES		780		14177	
CANVAS FLAX FOR TENTS AWNINGS		2544		17394	
100 U KINGDOM	LB 4057	2556	37108	24917	3476
	4057	2556	37108	24917	

IMPORTS INTO CANADA FOR CONSUMPTION

Articles and Countries from which Imported	MONTH OF AUGUST 1955		EIGHT MONTHS ENDED AUGUST 1955		Class Number
	Quantities	Values (\$)	Quantities	Values (\$)	
FABRICS JUTE COATEO	LB				3478
100 U KINGDOM			6946	3132	
400 U STATES		21099	129300	48309	
		21099	136246	51441	
FABRICS VEG FIBRE COATED	LB				3479
100 U KINGDOM	9528	6957	30975	21636	
306 BELGIUM			1124	1434	
327 FRANCE			3203	2321	
347 JAPAN			1480	272	
400 U STATES		33985	171208	153983	
		43513	207990	179646	
FABRICS FOR BRATTICE CLOTH	LB				3480
100 U KINGDOM			253709	39134	
400 U STATES	1680	375	5352	1181	
	1680	375	259061	40315	
FABRICS SILK COATED	LB				3481
400 U STATES	85	779	2679	12005	
	85	779	2679	12005	
FABRICS WOOL COATED	LB				3483
100 U KINGDOM	1261	3975	2352	6746	
306 BELGIUM	3435	10322	27175	57211	
327 FRANCE			172	865	
400 U STATES	17006	12614	75458	77294	
	21702	26911	105157	142116	
FABRICS SYNTHETIC FIBRE COATED	LB				3484
100 U KINGDOM			5259	3136	
306 BELGIUM	15677	17394	182276	198507	
327 FRANCE			12586	21002	
354 NETHRLNDS	293	235	3186	4115	
400 U STATES	144290	245414	1006762	1783322	
	160260	263043	1210069	2010082	
OILCLOTH FLOOR LINOLEUM	LB				3485
100 U KINGDOM	3975957	492520	27315650	3604010	
381 ALASKA			300	59	
400 U STATES	1394916	226504	10310805	1789828	
	5370873	719024	37626755	5393897	
OILCLOTH CARRIAGE SHELF TABLE	LB				3486
100 U KINGDOM	17001	11378	78063	52370	
335 GERMANY W			150	98	
400 U STATES	53726	38945	550510	373313	
	70727	50323	628723	425781	
TYPEWRITER RIBBONS	LB				3487
100 U KINGDOM	771	2094	4030	10748	
335 GERMANY W	27	1400	40	1994	
400 U STATES	71	686	1122	6896	
	869	4180	5192	19638	
FABRICS COTTON TO COVER RUBBER	LB				3488
100 U KINGDOM	11234	17075	55731	77755	
400 U STATES	2551	3438	5777	7546	
	13785	20513	61508	85301	
CORD TIRE FABRICS SYNTH FIBRE	LB				3489
316 CUBA			103927	68505	
400 U STATES	14597	12437	467853	611288	
	14597	12437	571780	679793	
LACE EMBROIDERIES BOBBINET NOP	LB				3501
100 U KINGDOM	2628	17231	20033	114064	
215 INDIA	25	178	545	3346	
231 HONG KONG	143	1535	550	3265	
305 AUSTRIA	31	325	659	3143	
306 BELGIUM			237	1775	
327 FRANCE	5085	51991	39519	350922	
335 GERMANY W	140	900	1166	6620	
344 ITALY			102	425	
347 JAPAN	7	62	9424	17871	
367 AZORES			253	1537	
373 CANARY IS			566	3042	
376 SWITZRLND	225	2996	2683	21934	
400 U STATES	17527	110127	136219	812809	
	25811	185345	211956	1340753	
CORSETS GIRDLES BRASSIERES					3510
100 U KINGDOM		2952		8939	
327 FRANCE				284	
335 GERMANY W				903	
347 JAPAN				40669	
360 ISRAEL				187	
400 U STATES		85888		757828	
		88840		808810	
BRACES OR SUSPENDERS AND PARTS					3511
100 U KINGDOM		3356		13109	
327 FRANCE				184	
335 GERMANY W		1652		15492	
344 ITALY				176	
400 U STATES		8101		64472	
		13109		93433	
CHURCH VESTMENTS ANY MATERIAL					3512
100 U KINGDOM		1830		11219	
306 BELGIUM		138		3110	
327 FRANCE		9694		57266	
335 GERMANY W				213	
344 ITALY		269		1495	
360 ISRAEL		128		128	
376 SWITZRLND				498	
400 U STATES		7234		35023	
		19293		108952	
GARMENTS KNITTED N O P	LB				3514
100 U KINGDOM	16	137	812	6720	

IMPORTS INTO CANADA FOR CONSUMPTION

Articles and Countries from which Imported		MONTH OF AUGUST 1955		EIGHT MONTHS ENDED AUGUST 1955		Class Number	
		Quantities	Values (\$)	Quantities	Values (\$)		
	305 AUSTRIA	13	149	28	325		
	400 U STATES			521	2215		
GLOVES MITTS AND	MITTENS N O P	DZ PR	29	286	1361	9260	3515
	100 U KINGDOM		79	867	490	3202	
	327 FRANCE				64	764	
	344 ITALY		35	198	88	515	
	347 JAPAN		2322	6753	2341	6858	
	372 SPAIN				6	165	
	400 U STATES		443	3265	5556	37383	
			2885	11248	8545	48887	
BERETS OF WOOL KNITTED FULLLED		D O Z					3516
	100 U KINGDOM		1623	8162	6876	33481	
	327 FRANCE		1300	4821	1728	6654	
	344 ITALY		103	756	121	977	
	400 U STATES				84	853	
			3026	13739	8809	41965	
CAPS BONNETS BERETS	N O P	D O Z					3517
	100 U KINGDOM		682	5873	18607	90490	
	224 JAMAICA				38	468	
	231 HONG KONG		200	323	200	323	
	305 AUSTRIA		2	111	2	111	
	306 BELGIUM				35	292	
	317 CZECHO S				300	993	
	321 ECUADOR				30	146	
	327 FRANCE		337	1235	2012	7995	
	335 GERMANY W				1416	5384	
	344 ITALY		449	5182	1740	14929	
	347 JAPAN		1173	2056	30622	50770	
	359 NORWAY					48	445
	376 SWITZRLND		129	1057	287	2735	
	400 U STATES		12338	81515	77523	473449	
			15310	97352	132860	648530	
HATS OF FUR FELT	MENS	D O Z					3518
	100 U KINGDOM		379	18081	1073	49837	
	305 AUSTRIA		12	1005	12	1005	
	306 BELGIUM				23	983	
	327 FRANCE				2	216	
	344 ITALY		141	10363	373	27531	
	400 U STATES		39	1682	106	5630	
			571	31131	1589	85202	
HATS OF WOOL FELT		D O Z					3519
	100 U KINGDOM		198	2700	366	5206	
	400 U STATES		983	17732	1832	31749	
			1181	20432	2198	36955	
HATS OF FUR FELT	WOMENS	D O Z					3520
	100 U KINGDOM		168	5659	415	16211	
	305 AUSTRIA		24	1531	87	3878	
	327 FRANCE		42	3727	717	18445	
	344 ITALY		15	944	69	2040	
	376 SWITZRLND		15	1108	36	2939	
	400 U STATES		682	35628	973	50241	
			946	48597	2297	93754	
HATS N O P		D O Z					3521
	100 U KINGDOM		219	6285	672	20135	
	224 JAMAICA				62	746	
	231 HONG KONG				40	188	
	305 AUSTRIA		10	722	15	1008	
	327 FRANCE		293	8374	733	34933	
	335 GERMANY W		1	91	59	749	
	344 ITALY		87	1979	1118	10732	
	347 JAPAN				1278	1345	
	352 MEXICO				292	393	
	354 NETHRLNDS		5	478	24	2367	
	366 PORTUGAL				56	224	
	376 SWITZRLND		49	3370	419	17979	
	383 HAWAII				5	129	
	400 U STATES		4743	105255	37185	767893	
			5407	126554	41958	858841	
FIREMENS SAFETY HELMETS							3522
	100 U KINGDOM			3082		4972	
	335 GERMANY W			469		469	
	400 U STATES			53208		342362	
				56759		347803	
KNITTED GOODS N O P		LB					3524
	100 U KINGDOM		355	853	1228	3264	
	376 SWITZRLND				258	737	
	400 U STATES		14109	21646	91678	179605	
			14464	22499	95164	183606	
UNDERWEAR N O P KNITTED		LB					3525
CHEMILLE YARNS AND COROS		LB					3548
	400 U STATES				643	905	
					643	905	
USED BAGS DF VEGETABLE FIBRE							3550
	100 U KINGDOM			343		343	
	354 NETHRLNDS					1940	
	400 U STATES			3501		81236	
				3844		83519	
BELTING N O P		LB					3551
	100 U KINGDOM		1753	2259	7190	10149	
	335 GERMANY W				1112	1598	
	400 U STATES		11202	14484	46322	65269	
			12955	16743	54624	77016	
BLANKETS FOR PRINTING PRESSES							3552
	100 U KINGDOM					11759	

IMPORTS INTO CANADA FOR CONSUMPTION

71

Articles and Countries from which Imported	MONTH OF AUGUST 1955		EIGHT MONTHS ENDED AUGUST 1955		Class Number
	Quantities	Values (\$)	Quantities	Values (\$)	
376 SWITZRLND		264		264	3553
384 P RICO		2457		4052	
400 U STATES		41772		281394	
		44493		297469	
BRAIDS CORDS FRINGES NOP					3553
100 U KINGDOM		2860		16308	
234 AUSTRALIA				102	
306 BELGIUM		138		138	
327 FRANCE		4228		12351	
335 GERMANY W		418		5301	
344 ITALY				514	
347 JAPAN				1801	
375 SWEDEN		310		310	
376 SWITZRLND		199		2272	
400 U STATES		78528		466382	
		86681		505479	
CARPETS N O P	SQ FT				3554
100 U KINGDOM	36231	9880	202128	54439	
215 INDIA	28545	16160	150974	81402	
231 HONG KONG			27611	7825	
306 BELGIUM	176466	45970	1132748	275794	
327 FRANCE	972	607	8554	5350	
344 ITALY	19590	3738	98100	22974	
347 JAPAN	17824	3099	439846	58202	
354 NETHRLNDS			26176	6638	
372 SPAIN	646	123	1292	245	
376 SWITZRLND			1941	333	
400 U STATES	205799	85338	1982457	767927	
	486073	164915	4071827	1281129	
CRAPES BLACK MOURNING					3556
CURTAINS N O P					3557
100 U KINGDOM				2913	
400 U STATES				12665	
				15578	
FELT ADHESIVE FOR VESSELS					3558
100 U KINGDOM				2389	
				2389	
HAT BRAIDS NOT OVER 6 INCHES					3559
231 HONG KONG		168		398	
313 CHINA				41951	
344 ITALY				7801	
376 SWITZRLND		18770		229450	
400 U STATES		1392		66905	
		20330		346505	
HAT SWEATS CAP PEAKS AND BANDS					3560
100 U KINGDOM		82		3718	
306 BELGIUM		425		1590	
376 SWITZRLND				2688	
400 U STATES		20897		295867	
		21404		303863	
HOODS AND SHAPES OF FUR FELT	DOZ				3561
100 U KINGDOM	21	676	96	2522	
305 AUSTRIA	36	1228	36	1228	
317 CZECHO S	289	4858	2374	40382	
327 FRANCE	1042	12865	7627	94464	
344 ITALY	1668	18288	10541	121319	
400 U STATES	493	7697	2097	38229	
	3549	45612	22771	298144	
HOODS AND SHAPES OF WOOL FELT	DOZ				3562
344 ITALY			71	920	
400 U STATES	4	163	12	411	
	4	163	83	1331	
HOODS AND SHAPES KNITTED	DOZ				3563
317 CZECHO S	52	572	118	1941	
321 ECUADOR			655	8114	
344 ITALY	10	247	4420	27629	
347 JAPAN	850	1513	1834	4811	
352 MEXICO			348	365	
355 INDONESIA			3000	1512	
376 SWITZRLND	18	299	542	7884	
393 TAIWAN			237	913	
400 U STATES	321	2568	14249	113827	
	1251	5199	25403	166996	
HOODS AND SHAPES N O P	DOZ				3564
100 U KINGDOM			42	1121	
317 CZECHO S			159	2927	
327 FRANCE			33	1258	
344 ITALY	12	207	829	3806	
376 SWITZRLND	37	509	826	12263	
400 U STATES	572	3797	4396	28860	
	621	4513	6285	50235	
MATERIALS FOR HAT BRAIDS					3565
376 SWITZRLND				565	
400 U STATES				1889	
				2454	
SURGICAL DRESSINGS					3566
100 U KINGDOM		31934		238130	
335 GERMANY W		11149		13471	
400 U STATES		36996		415949	
		80079		667550	
ELASTIC WEBBING WOVEN FOR MFRS	LB				3567
100 U KINGDOM	376	750	5150	8783	
335 GERMANY W	40	163	1516	4254	
344 ITALY			4773	8392	
347 JAPAN			4065	4086	

IMPORTS INTO CANADA FOR CONSUMPTION

Articles and Countries from which Imported	MONTH OF AUGUST 1955		EIGHT MONTHS ENDED AUGUST 1955		Class Number
	Quantities	Values (\$)	Quantities	Values (\$)	
354 NETHRLNDS	170	208	835	1764	3568
400 U STATES	4053	10927	44538	130902	
ELASTIC WEBBING WOVEN N O P	4632	12048	60877	158181	
100 U KINGDOM	LB 916	1599	4979	8432	
305 AUSTRIA	95	215	95	215	
327 FRANCE			36	70	
335 GERMANY W	31	54	2849	3901	
344 ITALY	916	2185	10152	23018	
347 JAPAN	17684	10624	110615	71749	
354 NETHRLNDS	328	751	2551	5380	
400 U STATES	3298	8814	45541	92582	
	23268	24242	176818	205347	
WINDOW SHADES ON ROLLERS N O P				269	3569
347 JAPAN				8342	
400 U STATES		1030		8611	
		1030			
CORDED RIBBONS FOR MENS HATS	LB				3570
400 U STATES	3050	11005	21490	97280	
	3050	11005	21490	97280	
NONELASTIC FABRICS FOR GARTERS	LB				3571
100 U KINGDOM			105	186	
400 U STATES			138	191	
			243	377	
FABRICS FOR CARD CLOTHING	LB				3572
100 U KINGDOM	217	277	2279	2811	
400 U STATES	224	428	2907	5561	
	441	705	5186	8372	
FIBRE OR TEXTILE PRODUCTS NOP					3573
100 U KINGDOM		2358		15564	
344 ITALY				1561	
400 U STATES		4094		47563	
		6452		64688	
BRAIDED CORD 1 IN CIRC OR LESS	LB				3574
100 U KINGDOM	489	509	1859	2633	
400 U STATES	1652	1237	64573	39535	
	2141	1746	66432	42168	
ELASTIC WEBBING BRAIDED	LB				3576
100 U KINGDOM	1597	2328	7205	9902	
335 GERMANY W	377	708	870	1615	
344 ITALY			1046	2140	
347 JAPAN	16779	10328	59760	38313	
354 NETHRLNDS			394	769	
360 ISRAEL			872	679	
400 U STATES	5105	13174	39128	100311	
	23858	26538	109275	153729	

IMPORTS INTO CANADA FOR CONSUMPTION

Articles and Countries from which Imported	MONTH OF AUGUST 1955		EIGHT MONTHS ENDED AUGUST 1955		Class Number
	Quantities	Values (\$)	Quantities	Values (\$)	
GROUP 4					
WOOD WOOD PRODUCTS AND PAPER					
CANE REED OR RATTAN					4002
215 INDIA				4299	
231 HONG KONG		340		4707	
335 GERMANY W				8072	
347 JAPAN				1342	
354 NETHRLNDS				1228	
364 PHIL				4639	
400 U STATES				18457	
		340		42744	
OSIERS WILLOWS AND BAMBOOS					4003
215 INDIA				364	
231 HONG KONG				316	
304 ARGENTINA				977	
347 JAPAN		204		6448	
354 NETHRLNDS		564		1758	
393 TAIWAN				306	
400 U STATES		465		4365	
		1233		14534	
CORKWOOD UNMANUFACTURED					4011
366 PORTUGAL				3581	
400 U STATES		2559		5251	
		2559		8832	
FENCE POSTS					4021
NO					
400 U STATES	2040	1150	35084	8930	
	2040	1150	35084	8930	
HICKORY BILLETS					4022
400 U STATES		11267		97494	
		11267		97494	
POLES TELEGRAPH AND PILING					4024
NO					
400 U STATES	5791	78897	52256	747806	
	5791	78897	52256	747806	
RAILWAY TIES					4025
NO					
400 U STATES	6264	14204	72627	218174	
	6264	14204	72627	218174	
LOGS ROUND UNMANUFACTURED NOP					4026
M FT					
400 U STATES	7077	439001	85164	4494854	
	7077	439001	85164	4494854	
HANOLE SHINGLE BOLTS FELLOES					4032
400 U STATES		8895		74225	
		8895		74225	
HUB LAST WAGON OAR GUN BLOCKS					4033
326 FINLAND		343		343	
327 FRANCE				526	
344 ITALY		177		177	
400 U STATES		56312		272882	
		56832		273928	
WOOD TEN PIN BLOCKS ROUGH					4034
TEAK AMARANTH TROPICAL WOODS					4041
100 U KINGDOM				1178	
210 G COAST				8389	
217 CEYLON		510		735	
221 B GUIANA		2657		6107	
234 AUSTRALIA		9042		31326	
309 BRAZIL				496	
311 BURMA				4700	
314 COLOMBIA		3251		3251	
321 ECUADOR		469		1416	
337 GUATEMALA		1941		14627	
338 HAITI		176		176	
339 HONDURAS				2218	
363 PERU				7571	
371 THAILAND		2269		4506	
400 U STATES		36296		162154	
		56611		248850	
ASH WHITE					4042
M FT					
400 U STATES	114	22103	929	150113	
	114	22103	929	150113	
CEDAR					4043
M FT					
400 U STATES	191	30814	1321	193728	
	191	30814	1321	193728	
CHESTNUT					4044
M FT					
400 U STATES	7	948	41	4690	
	7	948	41	4690	
FIR					4045
M FT					
381 ALASKA			1	88	
400 U STATES	4183	351253	26605	2353402	
	4183	351253	26606	2353490	
GUMWOOD					4046
M FT					
234 AUSTRALIA	3	595	3	595	
400 U STATES	19	2508	107	15464	
	22	3103	110	16059	
HEMLOCK					4047
M FT					
400 U STATES	585	45634	2287	167002	
	585	45634	2287	167002	
HICKORY					4048
M FT					
400 U STATES	55	8413	231	34626	
	55	8413	231	34626	

IMPORTS INTO CANADA FOR CONSUMPTION

Articles and Countries from which Imported		MONTH OF AUGUST 1955		EIGHT MONTHS ENDED AUGUST 1955		Class Number
		Quantities	Values (\$)	Quantities	Values (\$)	
MAHOGANY		M FT				4049
210	G COAST	20	3924	466	89507	
222	B HOND	52	10904	335	78060	
234	AUSTRALIA			1	192	
327	FRANCE	7	1311	10	2163	
328	FR AFRICA			603	67750	
337	GUATEMALA	19	3736	37	6844	
347	JAPAN	242	41906	1165	199265	
352	MEXICO			15	4720	
361	PANAMA			9	2214	
363	PERU			9	2659	
364	PHIL	175	23999	288	44018	
400	U STATES	87	29147	1132	273243	
		602	114927	4070	770635	
OAK		M FT				4050
347	JAPAN	27	6155	106	26568	
381	ALASKA	1	148	1	148	
400	U STATES	4326	571705	30835	4027955	
		4354	578008	30942	4054671	
PINE SOUTHERN YELLOW OR PITCH		M FT				4051
400	U STATES	262	32642	2109	329180	
		262	32642	2109	329180	
PINE WHITE OR OTHER N O P		M FT				4052
309	BRAZIL	2820	407462	4190	600238	
339	HONDURAS	44	5868	108	13938	
381	ALASKA			2	232	
400	U STATES	3757	336717	18080	1549630	
		6621	750047	22380	2164038	
POPLAR		M FT				4053
400	U STATES	341	44231	1934	240733	
		341	44231	1934	240733	
REDWOOD		M FT				4054
400	U STATES	127	22773	778	140005	
		127	22773	778	140005	
WALNUT		M FT				4055
400	U STATES	113	33247	898	258222	
		113	33247	898	258222	
LUMBER AND TIMBER HARDWOOD N O P		M FT				4056
100	U KINGDOM	2	270	3	573	
347	JAPAN	8	1459	168	30332	
381	ALASKA			5	207	
400	U STATES	1755	163778	8090	911275	
		1765	165507	8266	942387	
LUMBER AND TIMBER N O P		M FT				4057
381	ALASKA	41	2397	59	3300	
400	U STATES	906	64122	4894	331817	
		947	66519	4953	335117	
HARDWOOD FLOORING		M FT				4058
400	U STATES	2074	322698	13717	2037096	
		2074	322698	13717	2037096	
PINE PONDEROSA AND SUGAR		M FT				4059
400	U STATES	3676	419863	15949	1805395	
		3676	419863	15949	1805395	
LATHS		M				4071
PICKETS PLAIN		M				4072
PLYWOOD GLUED OR CEMENTED						4073
100	U KINGDOM				183	
211	NIGERIA				7191	
234	AUSTRALIA		3584		332	
306	BELGIUM		5106		5106	
326	FINLAND		3725		32439	
327	FRANCE		28979		183053	
335	GERMANY W		8186		68349	
347	JAPAN		109119		903299	
360	ISRAEL				4097	
364	PHIL				1668	
365	POLAND		2216		4276	
366	PORTUGAL				1064	
375	SWEDEN		3831		47670	
381	ALASKA		100		100	
400	U STATES		9048		157355	
			173894		1416182	
SHINGLES OF WOOD		SM				4074
400	U STATES	2706	13153	14556	89896	
		2706	13153	14556	89896	
VENEERS OF ROSEWOOD ETC						4075
327	FRANCE		3964		32418	
364	PHIL				11702	
400	U STATES		19749		250676	
			23713		294796	
VENEERS OF WOOD N O P						4076
100	U KINGDOM		666		1652	
307	BEL CONGO		24273		28091	
327	FRANCE				506	
400	U STATES		70674		570339	
			95613		600588	
VENEERS OF WOOD TAPED JOINTED						4077
400	U STATES		375		35675	
			375		35675	
VENEERS AUSTRALIAN BLACKWOOD						4078
400	U STATES				11513	
					11513	
PLYWOOD FACED WITH METAL						4079
400	U STATES		25385		34270	
			25385		34270	

IMPORTS INTO CANADA FOR CONSUMPTION

75

Articles and Countries from which Imported	MONTH OF AUGUST 1955		EIGHT MONTHS ENDED AUGUST 1955		Class Number
	Quantities	Values (\$)	Quantities	Values (\$)	
BARK CRUDE FOR TANNERS USE	CWT				4081
FUELWOOD	CORD				4082
400 U STATES	81	608	943	6494	
	81	608	943	6494	
PULPWOOD	CORD				4083
400 U STATES	10252	180968	82859	1448074	
	10252	180968	82859	1448074	
SAWDUST AND WOOD FLOUR					4084
400 U STATES		21386		147557	
		21386		147557	
BARRELS EMPTY SLACK	NO				4090
400 U STATES	170	126	1773	945	
	170	126	1773	945	
BARRELS EMPTY TIGHT	NO				4091
100 U KINGDOM			250	475	
359 NORWAY			322	842	
400 U STATES	21850	63679	178634	543271	
	21850	63679	179206	544588	
STAVES HEADINGS POPLAR ROUGH					4093
STAVES OAK SAWN SPLIT OR CUT	M				4094
400 U STATES	330	49685	1265	271070	
	330	49685	1265	271070	
STAVES ROUGH SAWN N O P	M				4095
STAVES 5 EIGHTHS INCH OR OVER	M				4096
STAVES N O P	M				4097
100 U KINGDOM	24	459	111	2409	
400 U STATES	65	4011	1158	68936	
	89	4470	1269	71345	
WOODEN PAILS AND TUBS					4098
400 U STATES		1494		3204	
		1494		3204	
HOOPS HEADS AND LINERS OF WOOD					4099
100 U KINGDOM		587		3432	
400 U STATES		7253		124788	
		7840		128220	
CORK SLABS BOARDS TILES N O P					4101
100 U KINGDOM				7264	
318 DENMARK		3445		36930	
353 MOROCCO				12274	
366 PORTUGAL		22043		100875	
372 SPAIN		40169		200373	
400 U STATES		24135		276388	
		89792		634104	
CORKS THREE FOURTHS IN OR LESS	LB				4102
366 PORTUGAL			6692	9283	
372 SPAIN	144	520	808	2252	
400 U STATES	160	317	287	1212	
	304	837	7787	12747	
CORKS OVER THREE FOURTHS INCH	LB				4103
366 PORTUGAL	8944	15229	58318	101231	
372 SPAIN	2235	4865	7527	14182	
400 U STATES	926	2407	6580	13436	
	12105	22501	72425	128849	
CORK SLABS BOARDS FOR MFRS					4104
100 U KINGDOM				3420	
353 MOROCCO				23347	
366 PORTUGAL		18483		214532	
372 SPAIN		112220		960070	
400 U STATES		135489		1147988	
		266192		2349357	
MANUFACTURES OF CORKWOOD N O P					4105
100 U KINGDOM		873		27402	
327 FRANCE				321	
335 GERMANY W		2122		25479	
344 ITALY				107	
354 NETHRLNDS				1165	
366 PORTUGAL		11798		84865	
372 SPAIN		9338		48728	
400 U STATES		31994		225525	
		56125		413592	
BICYCLE RIM STRIPS OF MAPLE					4111
BILLETS OF WOOD FOR BATS					4112
400 U STATES		890		30191	
		890		30191	
GUN STOCKS OF WALNUT ROUGH					4113
WOOD HANDLES FOR AGRIC IMPL					4114
400 U STATES		25214		228301	
		25214		228301	
HANDLES OF WOOD N O P					4118
100 U KINGDOM		255		1183	
335 GERMANY W				2373	
375 SWEDEN				118	
400 U STATES		30122		258609	
		30377		262283	
SHAFTS OR HEADS FOR GOLF CLUBS					4119
400 U STATES		1719		9542	
		1719		9542	
LASTS OF WOOD					4120
100 U KINGDOM		1280		8450	
400 U STATES		1443		28215	
		2723		36665	

IMPORTS INTO CANADA FOR CONSUMPTION

Articles and Countries from which Imported	MONTH OF AUGUST 1955		EIGHT MONTHS ENDED AUGUST 1955		Class Number
	Quantities	Values (\$)	Quantities	Values (\$)	
MEXICAN SADDLE TREES STIRRUPS 400 U STATES		49		7516	4121
SPOKES HICKORY OAK ROUGH 400 U STATES		49		7516	4122
WALKING STICKS AND CANES				244	
100 U KINGDOM		891		5974	4125
216 PAKISTAN		247		423	
327 FRANCE				185	
335 GERMANY W				2164	
347 JAPAN				1396	
400 U STATES		663		3759	
SULPHITE PULP BL DISSOLVING 400 U STATES	CWT	1801		13901	4130
	3960	11131	20936	176873	
SOOA PULP	CWT	3960	20936	176873	4131
SULPHITE PULP UNBLEACHED 400 U STATES	CWT	61157	432281	2308020	4132
	61157	323345	432281	2308020	
SULPHITE PULP BLEACHED N O P 400 U STATES	CWT	20212	152862	974917	4133
	20212	128894	152862	974917	
SULPHATE OR KRAFT PULP 400 U STATES	CWT	25352	172796	1036171	4134
	25352	152922	172796	1036171	
WOOD PULP MECHANICAL	CWT				4135
PULP OF STRAW OR VEG FIBRE NOP	CWT				4136
100 U KINGDOM	143	3682	179	4381	
335 GERMANY W	44	1401	44	1401	
400 U STATES	10794	83588	47115	350127	
	10981	88671	47338	355909	
BOBBINS SHUTTLES AND SPOOLS		740		5823	4141
100 U KINGDOM				2271	
335 GERMANY W				9218	
376 SWITZRLNO		1002		201094	
400 U STATES		15480		218406	
		17222			
CASKETS COFFINS AND METAL PTS 400 U STATES		38646		231168	4142
		38646		231168	
CHARCOAL MADE FROM WOOD 400 U STATES	TON				4143
	47	3264	877	62035	
	47	3264	877	62035	
CHURNS N O P WASHBOARDS				873	4144
100 U KINGDOM				4939	
335 GERMANY W		335		872	
375 SWEON				9612	
400 U STATES		2492		16296	
		2827			
CLOTHES PINS AND PARTS	GROSS				4145
100 U KINGDOM				1388	
318 DENMARK	7830	3145	41415	15396	
335 GERMANY W			760	290	
347 JAPAN			500	184	
354 NETHRLNDS	3500	1056	21500	6508	
375 SWEON	250	104	32617	11981	
400 U STATES	200	352	888	1303	
	11780	4657	97680	37050	
CRUTCHES OR STAFFS 400 U STATES		2185		13387	4146
		2185		13387	
CURTAIN STRETCHERS 400 U STATES		209		3916	4147
		209		3916	
DOORS WOOD 6 FT X 2 FT OR OVER	NO				4148
100 U KINGDOM	800	3568	2653	13267	
326 FINLAND			725	3000	
335 GERMANY W	1065	4812	6818	83717	
354 NETHRLNDS	160	688	3620	17614	
372 SPAIN			100	323	
375 SWEON			650	4715	
389 IRELAND			1933	8663	
400 U STATES	3852	38285	11803	164323	
	5877	47353	28302	295622	
EXCELSIOR OR WOOD WOOL 400 U STATES				6126	4149
				6126	
FIBRE AND MANUFACTURES N O P		1225		8260	4150
100 U KINGDOM				1850	
306 BELGIUM				265	
344 ITALY				3547	
375 SWEDEN				621820	
400 U STATES		82892		635742	
		84117			
FURNITURE MAINLY OF WOOD		13263		92375	4151
100 U KINGDOM				300	
207 UN SO AFR				1843	
215 INDIA		115		55	
218 MALAYA				561	
223 BARBAOOS				164	
224 JAMAICA		82		39013	
231 HONG KONG		2861			

IMPORTS INTO CANADA FOR CONSUMPTION

Articles and Countries from which Imported	MONTH OF AUGUST 1955		EIGHT MONTHS ENDED AUGUST 1955		Class Number
	Quantities	Values (\$)	Quantities	Values (\$)	
305 AUSTRIA				491	
306 BELGIUM		4626		14725	
316 CUBA				111	
317 CZECHO S		7797		44522	
318 DENMARK		13222		66269	
327 FRANCE		2181		14464	
335 GERMANY W		4113		33182	
338 HAITI				144	
344 ITALY		3046		17431	
347 JAPAN		185		11303	
352 MEXICO		264		2207	
353 MOROCCO		87		87	
354 NETHRLNDS		2545		18657	
359 NORWAY		13980		33412	
361 PANAMA				188	
363 PERU				461	
365 POLAND		916		8787	
372 SPAIN				81	
375 SWEDEN		1613		15378	
376 SWITZRLND		763		1637	
383 HAWAII				772	
387 VENEZUELA				75	
388 YUGO SLAV		455		3780	
400 U STATES		443909		3062332	
		516023		3484807	
MATCHES OF WOOD					4152
100 U KINGDOM		378		935	
344 ITALY				1299	
375 SWEDEN		6360		23386	
400 U STATES		18205		44761	
		24943		70381	
MOULDINGS OF WOOD					4153
306 BELGIUM		435		435	
317 CZECHO S				389	
335 GERMANY W		575		1919	
400 U STATES		2876		43527	
		3886		46270	
SKIS RACQUETS AND FRAMES BATS					4154
100 U KINGDOM		4143		38095	
215 INDIA		557		3260	
216 PAKISTAN		781		26763	
234 AUSTRALIA				7747	
305 AUSTRIA				1760	
306 BELGIUM				4793	
317 CZECHO S				919	
318 DENMARK		96		1199	
327 FRANCE				91	
335 GERMANY W		4166		11963	
347 JAPAN		562		6529	
354 NETHRLNDS				2434	
359 NORWAY		66		2390	
376 SWITZRLND				252	
400 U STATES		1297		74759	
		11668		182954	
WINDOW SASH OF WOOD					4155
400 U STATES		15627		53119	
		15627		53119	
WOOD BOXES CRATES AND SHOOKS					4156
100 U KINGDOM				318	
335 GERMANY W				1115	
347 JAPAN				2751	
390 GERMANY E				786	
400 U STATES		11837		141362	
		11837		146332	
MANUFACTURES OF WOOD N D P					4157
100 U KINGDOM		14976		225455	
203 B E AFR		243		5323	
215 INDIA		493		758	
217 CEYLON				1333	
225 TRINIDAD				114	
231 HONG KONG		993		6016	
305 AUSTRIA		132		688	
306 BELGIUM		704		3022	
316 CUBA				95	
317 CZECHO S				2525	
318 DENMARK		273		1791	
326 FINLAND				160	
327 FRANCE		6151		22803	
335 GERMANY W		10113		83196	
338 HAITI				329	
344 ITALY		2653		19368	
347 JAPAN		20072		120709	
352 MEXICO				558	
354 NETHRLNDS		709		9474	
359 NORWAY				1268	
372 SPAIN				959	
375 SWEDEN		8359		50911	
376 SWITZRLND				31899	
381 ALASKA				50	
390 GERMANY E				4310	
393 TAIWAN				301	
400 U STATES		303784		1786049	
		369655		2379464	
BOWLS TRAYS AND DISHES OF WOOD					4158
100 U KINGDOM		779		1928	
203 B E AFR		405		405	

IMPORTS INTO CANADA FOR CONSUMPTION

Articles and Countries from which Imported	MONTH OF AUGUST 1955		EIGHT MONTHS ENDED AUGUST 1955		Class Number
	Quantities	Values (\$)	Quantities	Values (\$)	
215 INDIA				155	
231 HONG KONG				132	
306 BELGIUM				84	
317 CZECHOSLOVAKIA				3669	
318 DENMARK		68		502	
327 FRANCE		326		6481	
335 GERMANY W		710		4479	
338 HAITI				1665	
344 ITALY		654		1447	
347 JAPAN		5331		35855	
366 PORTUGAL				99	
375 SWEDEN		3218		4482	
400 U STATES		7400		28491	
		18891		89874	
PLAYING CARD STOCK	LB				4159
400 U STATES			226942	50456	
			226942	50456	
CONT BOARD FOR MOIST OILY FOOD	LB				4160
400 U STATES		919488	83603	8014353	714296
		919488	83603	8014353	714296
CARD STOCK BRISTOL BOARD N O P	LB				4161
354 NETHRLNDS			11617	2585	
400 U STATES		65784	16440	486881	86942
		65784	16440	498498	89527
CHIPBOARD NEWS BOARD	LB				4162
400 U STATES		953257	71762	3114927	244609
		953257	71762	3114927	244609
LEATHER BOARD LEATHEROID MFRS	LB				4163
100 U KINGDOM		3626	588	78087	14288
335 GERMANY W				74	142
400 U STATES		7810	3891	278672	58314
		11436	4479	356833	72744
MILLBOARD AND BINDERS BOARD	LB				4164
100 U KINGDOM				276	132
400 U STATES		216877	17216	3724116	298456
		216877	17216	3724392	298588
PULPBOARD FOR MFR OF WALLBOARD	LB				4165
400 U STATES		5078766	251740	33777792	1703540
		5078766	251740	33777792	1703540
PULPBOARD TO WRAP ROLLS PAPER	LB				4166
400 U STATES		287964	15923	2294029	129319
		287964	15923	2294029	129319
STRAWBOARD N O P	LB				4167
400 U STATES		115366	6138	310278	18370
		115366	6138	310278	18370
PULP BOARD FOR CONTAINERS	LB				4168
400 U STATES		5426676	338322	23676533	1392051
		5426676	338322	23676533	1392051
BUILDING AND INSULATING BOARD	LB				4169
100 U KINGDOM		42514	5782	260230	32116
326 FINLAND		193956	5435	1211460	43160
352 MEXICO				167336	7077
375 SWEDEN		108680	4134	987665	45358
376 SWITZRLND		587	382	587	382
383 HAWAII				44288	5536
400 U STATES		3696484	405912	27062659	2875032
		4042221	421645	29734225	3008661
PULPBOARD OTHER FIBREBOARD N O P	LB				4170
100 U KINGDOM		17370	2659	75847	15878
306 BELGIUM				6229	1288
318 DENMARK				1563	110
354 NETHRLNDS				3292	605
375 SWEDEN				29760	2370
400 U STATES		724962	100510	4174835	638662
		742332	103169	4291526	658913
ELECTRIC INSULATING PRESSBOARD	LB				4171
100 U KINGDOM				63606	16409
376 SWITZRLND				983	277
400 U STATES		106012	25690	758975	188811
		106012	25690	823564	205497
FELTBOARD ROOF FELT NOT COATED	LB				4172
400 U STATES		1259332	41676	5306581	172876
		1259332	41676	5306581	172876
PRESSBOARD N O P	LB				4173
100 U KINGDOM				1218	336
400 U STATES		91401	24450	731428	180218
		91401	24450	732646	180554
SHOEBOARDS	LB				4174
100 U KINGDOM		29485	5895	41881	9147
306 BELGIUM				4440	911
335 GERMANY W				10345	1584
400 U STATES		27809	12364	439252	133321
		57294	18259	495918	144963
PAPERBOARD FOR SHOEBOARDS	LB				4175
400 U STATES		44089	7545	407019	67048
		44089	7545	407019	67048
GYPSON BOARD LATH ROCK LATH	LB				4176
400 U STATES		409138	7174	1616860	28045
		409138	7174	1616860	28045
ENAMELLED PAPER	LB				4178
400 U STATES				347	85
				347	85
CARBON PAPER	LB				4179
100 U KINGDOM		8512	10984	32843	38630
335 GERMANY W				207	55
400 U STATES		29481	25314	289209	205812
		37993	36298	322359	244497

IMPORTS INTO CANADA FOR CONSUMPTION

Articles and Countries from which Imported	MONTH OF AUGUST 1955		EIGHT MONTHS ENDED AUGUST 1955		Class Number
	Quantities	Values (\$)	Quantities	Values (\$)	
ROTOGRAVURE PRINTING PAPER	LB				4180
BOOK PAPER FOR PERIODICALS	LB				4181
400 U STATES	61381	4541	574100	50340	
	61381	4541	574100	50340	
BOOK PRINTING LITHO PAPER NOP	LB				4182
100 U KINGDOM			13018	2573	
328 FR AFRICA			35743	4150	
400 U STATES	407227	66278	2963771	514071	
	407227	66278	3012532	520794	
BOOK PRINTING PAPER COATED NOP	LB				4183
100 U KINGDOM	1972	518	1972	518	
400 U STATES	346025	72116	2108682	475408	
	347997	72634	2110654	475926	
COATED PAPERS FOR PERIODICALS	LB				4184
100 U KINGDOM			53887	6627	
400 U STATES	173621	20850	2320254	253930	
	173621	20850	2374141	260557	
COVER PAPERS NOT PASTED COATED	LB				4185
100 U KINGDOM	17291	6477	67749	34482	
400 U STATES	15942	4682	215491	48385	
	33233	11159	283240	82867	
COVER PAPERS PASTED COATED	LB				4186
100 U KINGDOM			1772	1264	
400 U STATES	27517	9993	233267	76674	
	27517	9993	235039	77938	
SURFACE COATED PAPER N O P	LB				4187
100 U KINGDOM	21138	22332	105686	99249	
318 DENMARK			772	88	
335 GERMANY W			2776	2207	
376 SWITZRLND			280	688	
400 U STATES	146647	64510	1213501	508424	
	167785	86842	1323015	610656	
NEWSPRINT PAPER	LB				4188
WAXED PAPER IN PACKAGE FORM	LB				4189
WAXED PAPER FOR WRAPPING N O P	LB				4190
100 U KINGDOM			6753	3061	
400 U STATES	7476	2741	483267	108223	
	7476	2741	490020	111284	
GREASEPROOF AND GLASSINE PAPER	LB				4191
100 U KINGDOM			1075	473	
335 GERMANY W			5732	1171	
400 U STATES	75394	16547	534349	125866	
	75394	16547	541156	127510	
TISSUE WRAPPING PAPER	LB				4192
100 U KINGDOM			472	292	
305 AUSTRIA			331	145	
400 U STATES	1364	779	220684	33992	
	1364	779	221487	34429	
VEGETABLE PARCHMENT PAPER	LB				4193
100 U KINGDOM			36314	7723	
306 BELGIUM			4000	894	
400 U STATES	2118	641	58278	20226	
	2118	641	98592	28843	
WRAPPING PAPER KRAFT	LB				4195
400 U STATES	294796	26063	3172565	313075	
	294796	26063	3172565	313075	
WRAPPING PAPER OILED COATED	LB				4196
100 U KINGDOM			5240	1082	
354 NETHRLNDS			17670	2650	
375 SWEDEN			5512	831	
400 U STATES	9174	2694	302576	74679	
	9174	2694	330998	79242	
WRAPPING PAPER ALL KINDS N O P	LB				4197
100 U KINGDOM			2145	551	
335 GERMANY W			650	122	
400 U STATES	106034	14932	764273	133346	
	106034	14932	767068	134019	
DUPLEX SACKING PAPER	LB				4198
400 U STATES	73896	30511	497875	205781	
	73896	30511	497875	205781	
IMITATION PARCHMENT WRAPPING	LB				4199
400 U STATES			10809	1102	
			10809	1102	
WRAPPER SHEETS AND HEADS	LB				4200
400 U STATES	19463	2022	77746	7748	
	19463	2022	77746	7748	
BOND AND LEDGER PAPERS UN CUT	LB				4201
100 U KINGDOM	585	428	4369	1672	
400 U STATES	290232	46261	1571309	278077	
	290817	46689	1575678	279749	
ENVELOPES	M				4202
100 U KINGDOM	58	179	150	843	
318 DENMARK			60	125	
327 FRANCE			30	105	
344 ITALY	30	105	106	1030	
359 NORWAY			200	350	
400 U STATES	2640	11511	12673	63267	
	2728	11795	13219	65720	
ONION SKIN AND MANIFOLD PAPER	LB				4203
100 U KINGDOM	1091	738	7073	3666	
335 GERMANY W			10329	4849	
400 U STATES	24803	22002	235918	176733	
	25894	22740	253320	185248	

IMPORTS INTO CANADA FOR CONSUMPTION

Articles and Countries from which Imported	MONTH OF AUGUST 1955		EIGHT MONTHS ENDED AUGUST 1955		Class Number
	Quantities	Values (\$)	Quantities	Values (\$)	
BOXED PAPER AND PAPETERIES	LB				4204
100 U KINGDOM	164	217	8523	10769	
327 FRANCE			179	178	
376 SWITZRLND			2027	1410	
400 U STATES			118791	77503	
	14148	10425	129520	89860	
	14312	10642			
HAND MADE PAPER 40 C OR OVER	LB				4205
100 U KINGDOM	1409	1223	5445	4343	
344 ITALY			1780	745	
	1409	1223	7225	5088	
WASTE PAPER	CWT				4209
400 U STATES	83331	170811	641034	1060570	
	83331	170811	641034	1060570	
ELECTRIC CABLE INSULATG PAPER	LB				4210
400 U STATES	308129	141098	2098925	906493	
	308129	141098	2098925	906493	
PHOTOGRAPHERS PAPERS					4211
100 U KINGDOM		8080		49976	
306 BELGIUM		19456		61310	
335 GERMANY W		10921		54186	
347 JAPAN				207	
354 NETHRLNDS				80	
376 SWITZRLND		546		1607	
400 U STATES		171510		1534893	
		210513		1702259	
BLOTTING PAPER NOT PRINTED	LB				4212
100 U KINGDOM	6000	1474	7812	2243	
400 U STATES	29330	10453	224098	62703	
	35330	11927	231910	64946	
CIGARETTE PAPER UNGUMMED	LB				4213
327 FRANCE			636	608	
400 U STATES	335648	164124	1987104	966085	
	335648	164124	1987740	966693	
CIGARETTE PAPER GUMMED ROLLS	LB				4214
400 U STATES			5520	1832	
			5520	1832	
CIGARETTE PAPERS IN PACKETS	M				4215
100 U KINGDOM			25	450	
327 FRANCE	605	8990	3333	45504	
400 U STATES	486	6078	2225	37714	
	1091	15068	5583	83668	
CREPE PAPER DECORATIVE ROLLS	LB				4216
400 U STATES	340	209	75224	32154	
	340	209	75224	32154	
GUMMED PAPER	LB				4217
100 U KINGDOM	23635	6516	77484	20546	
305 AUSTRIA			90	71	
400 U STATES	150295	74516	1127844	564990	
	173930	81032	1205418	585607	
HANGINGS OR WALL PAPER	LB				4218
100 U KINGDOM	3256	767	64411	15985	
347 JAPAN			544	622	
400 U STATES	31038	15476	207352	108876	
	34294	16243	272307	125483	
PAPER FOR SHOT SHELLS GUN WADS	LB				4219
400 U STATES	68473	17168	381094	89938	
	68473	17168	381094	89938	
PAPIERMACHE WARE N O P	LB				4220
344 ITALY	120	223	220	317	
347 JAPAN	6766	1228	10346	2062	
380 USSR	93	172	93	172	
400 U STATES	4780	1982	23542	11137	
	11759	3605	34201	13688	
PAPER DECALCOMANIA	LB				4222
100 U KINGDOM	14456	4704	56482	18493	
327 FRANCE			2603	296	
400 U STATES	22791	10694	99724	43281	
	37247	15398	158809	62070	
PAPER MATRIX FOR PRINTING	LB				4223
100 U KINGDOM			14868	1280	
400 U STATES	100235	39336	734538	274296	
	100235	39336	749406	275576	
PAPER MATTING	LB				4224
347 JAPAN			3625	2714	
400 U STATES	13143	5508	124306	56251	
	13143	5508	127931	58965	
PAPER PHOTO BARYTA COATED	LB				4225
100 U KINGDOM	1738	447	2834	973	
400 U STATES	93723	35224	956721	351503	
	95461	35671	959555	352476	
SHINGLES OF PAPER OR FELT	LB				4226
400 U STATES	453824	12964	2098617	61257	
	453824	12964	2098617	61257	
ROOFING SHEATHING PAPER PREPRD	LB				4227
100 U KINGDOM	17504	2158	63220	7053	
400 U STATES	858994	53037	5134245	338221	
	876498	55195	5197465	345274	
TISSUE PAPER N O P	LB				4228
100 U KINGDOM	11045	2390	16175	3871	
400 U STATES	84751	13722	470948	86424	
	95796	16112	487123	90295	
TOILET PAPER	LB				4229
400 U STATES	414536	52391	2348612	281305	
	414536	52391	2348612	281305	
TOWELS AND NAPKINS PLAIN	LB				4230
318 DENMARK			227	125	

IMPORTS INTO CANADA FOR CONSUMPTION

Articles and Countries from which Imported	MONTH OF AUGUST 1955		EIGHT MONTHS ENDED AUGUST 1955		Class Number
	Quantities	Values (\$)	Quantities	Values (\$)	
400 U STATES	54811	7766	481963	72926	
WAXED STENCIL PAPER	54811	7766	482190	73051	
100 U KINGDOM	LB 51467	45342	265941	228851	4231
305 AUSTRIA	3134	2142	7089	4988	
354 NETHRLNDS	903	515	903	515	
400 U STATES	4801	8886	54256	70764	
ALL KINDS OF PAPER N O P	60305	56885	328189	305118	
100 U KINGDOM	LB 3876	972	29522	9583	4232
306 BELGIUM			633	423	
327 FRANCE	48	55	2669	1695	
335 GERMANY W			1666	891	
344 ITALY	482	249	905	443	
354 NETHRLNDS			5100	1433	
375 SWEDEN	77	425	77	425	
393 TAIWAN			800	2450	
400 U STATES	690903	164262	5713752	1281691	
TISSUE PAPER FOR STENCILS	695386	165963	5755124	1299034	
400 U STATES	LB 217	325	13477	3104	4233
FACIAL TISSUES HANDKERCHIEFS	217	325	13477	3104	
400 U STATES	LB 247568	45565	2024754	379485	4234
PAPER NAPKINS N O P	247568	45565	2024754	379485	
100 U KINGDOM	LB 5775	2933	46721	19880	4235
318 DENMARK	9330	3218	37764	13179	
335 GERMANY W	912	376	26839	11538	
347 JAPAN			390	422	
354 NETHRLNDS	315	310	1065	500	
400 U STATES	53643	13406	541322	136314	
CARBONIZING TISSUE PAPER	69975	20243	654101	181833	
100 U KINGDOM	LB 29620	20665	255520	175634	4236
327 FRANCE			33016	8092	
400 U STATES	160817	32022	1145972	231042	
CABLE INSULATING PAPER N O P	190437	52687	1434508	414768	
100 U KINGDOM	LB 85564	17428	224963	43486	4237
400 U STATES	43377	14443	290519	86564	
CASH REGISTER PAPER	128241	31871	515482	130050	
400 U STATES	LB 55169	14685	137510	32077	4238
FILTER PAPER	55169	14685	137510	32077	
100 U KINGDOM	LB 90551	68187	1438	663	4239
400 U STATES	90551	68187	774239	656946	
TABULATING PAPER AND STOCK	90551	68187	775677	657609	
400 U STATES	LB 465841	47079	4488687	468693	4240
BAGS AND SACKS OF PAPER	465841	47079	4488687	468693	
100 U KINGDOM	LB 100	89	3154	1166	4241
335 GERMANY W			1107	753	
344 ITALY			400	140	
347 JAPAN	100	89	100	89	
400 U STATES	701676	116440	3233679	531210	
PAPER PROTECTORS FOR PLANTS	701776	116529	3238440	533358	
100 U KINGDOM		445		445	4242
400 U STATES		908		25920	
CONTAINERS PAPERBOARD N O P		1353		26365	
100 U KINGDOM	LB 2819	1565	13246	10958	4243
231 HONG KONG			585	227	
327 FRANCE			761	723	
335 GERMANY W	821	398	7712	1802	
354 NETHRLNDS			1728	741	
376 SWITZRLND	142	87	142	87	
400 U STATES	1257157	322298	7124070	1866051	
MILK BOTTLE CAPS OF PAPER	1260939	324348	7148244	1880589	
400 U STATES				10302	4244
PAPER TUBES AND CONES FOR YARN				10302	
100 U KINGDOM	LB 1789	871	13014	4960	4245
306 BELGIUM	999	302	999	302	
335 GERMANY W			2440	1628	
400 U STATES	17319	7049	268503	56620	
PAPER PATTERNS BOOT AND SHOE	20107	8222	284956	63510	
100 U KINGDOM				351	4246
400 U STATES		1211		17288	
POCKET SPUTUM CUPS AND REFILLS		1211		17639	
400 U STATES		80		228	4247
TWINE DR YARN OF PAPER		80		228	
400 U STATES	LB 64235	17412	650578	147223	4248
WINDOW BLINDS OF PAPER	64235	17412	650578	147223	
MANUFACTURES OF PAPER N O P					4251
100 U KINGDOM		45456		232220	4252
231 HONG KONG		294		1315	

IMPORTS INTO CANADA FOR CONSUMPTION

Articles and Countries from which Imported	MONTH OF AUGUST 1955		EIGHT MONTHS ENDED AUGUST 1955		Class Number
	Quantities	Values (\$)	Quantities	Values (\$)	
305 AUSTRIA		87		596	
306 BELGIUM				1924	
318 DENMARK		861		1269	
327 FRANCE		1765		5688	
335 GERMANY W		5469		20583	
344 ITALY		1037		10210	
347 JAPAN		2147		15102	
354 NETHRLNDS		881		3313	
359 NORWAY				411	
375 SWEDEN		345		2210	
376 SWITZRLND		722		883	
390 GERMANY E		1296		3754	
400 U STATES		495675		3663426	
		556035		3962904	
PAPER CORES	LB				4253
400 U STATES	186670	18247	1944198	167787	
	186670	18247	1944198	167787	
PAPER CUPS DISHES TABLEWARE					4254
100 U KINGDOM		136		1416	
400 U STATES		16334		220679	
		16470		222095	
PAPER DOILIES AND LACE PAPER	LB				4255
100 U KINGDOM	9849	6231	57664	35883	
335 GERMANY W			715	315	
400 U STATES	21422	9455	307820	128398	
	31271	15686	366199	164596	
PAPER NOVELTIES FLOWERS GAMES					4256
100 U KINGDOM		2908		24525	
231 HONG KONG				314	
318 DENMARK		541		1626	
335 GERMANY W		3369		10735	
347 JAPAN		20238		121479	
352 MEXICO				2081	
390 GERMANY E		5450		38988	
400 U STATES		25786		145855	
		58292		345603	
PAPER PATTERNS N O P					4257
327 FRANCE		473		1123	
400 U STATES		23318		229393	
		23791		230516	
SHIPPING CONTAINERS	LB				4258
100 U KINGDOM			1679	196	
400 U STATES	1986894	261546	9761765	1107257	
	1986894	261546	9763444	1107453	
TRAYS FOR PACKAGING APPLES	LB				4259
400 U STATES			264050	32190	
			264050	32190	
ARTISTS PROOF ETCHINGS					4261
100 U KINGDOM				161	
376 SWITZRLND				50	
400 U STATES				1505	
				1716	
ADMIRALTY CHARTS MANUSCRIPTS					4262
100 U KINGDOM		1024		1818	
327 FRANCE				612	
400 U STATES		5806		46225	
		6830		48655	
BLUEPRINTS N O P AND HYDRO PLANS					4263
100 U KINGDOM		2827		33630	
327 FRANCE				2490	
335 GERMANY W				55	
344 ITALY				185	
375 SWEDEN				700	
376 SWITZRLND		87		317	
400 U STATES		253635		2283870	
		256549		2321247	
MUSIC FOR MECHANICAL PIANOS					4264
400 U STATES		525		1452	
		525		1452	
MUSIC PRINTED					4265
100 U KINGDOM		967		6337	
327 FRANCE		262		4464	
344 ITALY				736	
400 U STATES		24119		188267	
		25348		199804	
NEWSPAPER OR COMIC SECTIONS					4266
400 U STATES		55073		460521	
		55073		460521	
MAGAZINES NEWSPAPERS UNBOUND					4267
100 U KINGDOM		6529		71601	
231 HONG KONG		380		839	
306 BELGIUM		9941		81543	
327 FRANCE		56362		334418	
335 GERMANY W				199	
344 ITALY				1274	
347 JAPAN				237	
375 SWEDEN				207	
376 SWITZRLND				6776	
400 U STATES		2280143		17094023	
		2353355		17591117	
PHOTOGRAPHS NEWS ILLUSTRATION					4268
100 U KINGDOM				101	
400 U STATES		2628		17990	
		2628		18091	
PHOTOGRAPHS CHROMOS N O P					4269
100 U KINGDOM		6932		33049	

IMPORTS INTO CANADA FOR CONSUMPTION

Articles and Countries from which Imported	MONTH OF AUGUST 1955		EIGHT MONTHS ENDED AUGUST 1955		Class Number
	Quantities	Values (\$)	Quantities	Values (\$)	
207 UN SO AF		198		198	
225 TRINIDAD				177	
231 HONG KONG				988	
305 AUSTRIA				736	
306 BELGIUM				668	
327 FRANCE		86		1602	
335 GERMANY W		415		4419	
344 ITALY				395	
347 JAPAN		237		2695	
352 MEXICO		236		1786	
354 NETHRLNDS		120		5491	
375 SWEDEN		152		587	
376 SWITZRLNO		855		5503	
381 ALASKA				1031	
390 GERMANY E				5401	
400 U STATES		228023		1539148	
		237254		1603874	
PHOTOGRAPHS FOR REPRODUCTION					
100 U KINGDOM		124		651	4271
327 FRANCE				510	
335 GERMANY W				450	
400 U STATES		8402		94566	
		8526		96177	
TRANSFERS DECALCOMANIA					
100 U KINGDOM		114		3312	4272
400 U STATES		10534		256775	
		10648		260087	
PAPER FOR DUPLICATING MACHINES	LB				4290
400 U STATES		59372	530554	242959	
		59372	530554	242959	
ADVERTISING AND PRINTED MATTER	LB				4291
100 U KINGDOM		51643	265739	283799	
231 HONG KONG			493	309	
234 AUSTRALIA	170	167	635	1016	
305 AUSTRIA			2407	1102	
306 BELGIUM			1757	693	
318 DENMARK			123	123	
327 FRANCE	2083	1925	24159	19176	
335 GERMANY W	6275	5253	47528	41888	
344 ITALY	3043	1882	8718	8193	
347 JAPAN			375	379	
354 NETHRLNOS	2686	2432	28697	23569	
359 NORWAY	69	130	1271	1982	
360 ISRAEL			200	100	
366 PORTUGAL			48	48	
375 SWEDEN	210	103	5282	4899	
376 SWITZRLND	1348	913	7573	8082	
380 USSR	45	48	168	284	
381 ALASKA	157	601	307	920	
384 P RICO			1076	1077	
400 U STATES	556616	604970	4369455	4471229	
	624345	667854	4766011	4869668	
PRINTED MATTER NOP					
100 U KINGDOM		4031		19442	4292
207 UN SO AFR				244	
215 INDIA				100	
234 AUSTRALIA				211	
306 BELGIUM				89	
327 FRANCE				748	
335 GERMANY W		214		2751	
344 ITALY		211		2315	
347 JAPAN		4780		15659	
354 NETHRLNOS				4099	
359 NORWAY				351	
376 SWITZRLNO		854		1493	
380 USSR				180	
381 ALASKA				50	
400 U STATES		189128		1442589	
		199218		1490321	
CARDS FOR PLAYING	PACK				4293
100 U KINGDOM	3000	790	15692	5821	
305 AUSTRIA			13608	2999	
335 GERMANY W	360	118	360	118	
344 ITALY			2000	533	
347 JAPAN			400	122	
400 U STATES	13628	7122	68152	39959	
	16988	8030	100212	49552	
HAND MADE DRAWINGS OR DESIGNS					4294
100 U KINGDOM				110	
306 BELGIUM				1810	
327 FRANCE		141		141	
400 U STATES		1977		37814	
		2118		39875	
LABELS TAGS TICKETS					4295
100 U KINGDOM		2083		26874	
232 MALTA				155	
234 AUSTRALIA		92		723	
306 BELGIUM				356	
327 FRANCE				705	
335 GERMANY W		277		1295	
344 ITALY		150		1955	
347 JAPAN				697	
354 NETHRLNOS		61		1097	
375 SWEDEN				272	
400 U STATES		77299		544444	
		79962		578573	

IMPORTS INTO CANADA FOR CONSUMPTION

Articles and Countries from which Imported	MONTH OF AUGUST 1955		EIGHT MONTHS ENDED AUGUST 1955		Class Number
	Quantities	Values (\$)	Quantities	Values (\$)	
PICTORIAL POST CARDS FOLDERS	LB				4296
100 U KINGDOM	890	1457	4456	5168	
231 HONG KONG			242	360	
306 BELGIUM			67	191	
318 DENMARK			145	157	
327 FRANCE	357	535	1934	3707	
335 GERMANY W			719	731	
344 ITALY	176	239	176	239	
347 JAPAN			381	187	
376 SWITZRLND	627	662	888	1154	
400 U STATES	159564	117168	929533	731813	
	161614	120061	938541	743707	
BIBLES PRAYER BOOKS HYMN BOOKS					4301
100 U KINGDOM		45358		252942	
231 HONG KONG				326	
305 AUSTRIA				264	
306 BELGIUM		40419		218060	
327 FRANCE		7482		104738	
335 GERMANY W		2392		12358	
336 GREECE				100	
344 ITALY		18271		63615	
347 JAPAN				545	
354 NETHRLNDS		2445		3429	
360 ISRAEL		1743		2575	
372 SPAIN				540	
375 SWEDEN				2204	
376 SWITZRLNO		116		2208	
389 IRELAND		97		736	
393 TAIWAN		200		200	
400 U STATES		221157		1453657	
		339680		2118497	
BLANK BOOKS RULED DR PLAIN					4302
100 U KINGDOM		93		953	
347 JAPAN		254		2509	
400 U STATES		182		4461	
		529		7923	
BOOKS OVER 12 YEARS OLD					4303
100 U KINGDOM		225		17792	
306 BELGIUM				146	
400 U STATES		1938		6557	
		2163		24495	
TEXT BOOKS FOR SCHOOLS COLLEGE					4305
100 U KINGDOM		7126		105904	
231 HONG KONG				120	
306 BELGIUM		1738		3942	
318 DENMARK				200	
327 FRANCE		13492		59271	
335 GERMANY W		50		785	
344 ITALY		300		1179	
354 NETHRLNDS		83		1363	
372 SPAIN				62	
376 SWITZRLND				286	
400 U STATES		433281		2475160	
		456070		2648272	
BOOKS NOVELS FICTION					4306
100 U KINGDOM		978		49143	
318 DENMARK				185	
400 U STATES		7684		60523	
		8662		109851	
BOOKS SCIENCE FOR LIBRARIES					4307
100 U KINGDOM		11300		79248	
215 INDIA				716	
234 AUSTRALIA				100	
236 NEW ZEAL				75	
306 BELGIUM		1582		15896	
318 DENMARK		1536		1708	
327 FRANCE		5407		35399	
335 GERMANY W		520		3674	
344 ITALY		157		1105	
347 JAPAN				504	
354 NETHRLNDS		1635		10135	
359 NORWAY		65		571	
375 SWEDEN		151		6518	
376 SWITZRLND		223		9899	
380 USSR				70	
400 U STATES		477684		3690788	
		500260		3856406	
BOOKS GOVERNMENT ASSOCIATION					4308
100 U KINGDOM		3406		42303	
215 INDIA		100		100	
220 BERMUOA				307	
234 AUSTRALIA				303	
327 FRANCE				5234	
335 GERMANY W				4343	
344 ITALY				16271	
354 NETHRLNDS		139		2020	
376 SWITZRLND				816	
400 U STATES		27887		178673	
		31532		250370	
FREIGHT RATES FOR RAILWAYS					4309
100 U KINGDOM		561		2749	
234 AUSTRALIA		107		605	
344 ITALY				76	
354 NETHRLNDS				57	
400 U STATES		3587		21108	
		4255		24595	

IMPORTS INTO CANADA FOR CONSUMPTION

Articles and Countries from which Imported	MONTH OF AUGUST 1955		EIGHT MONTHS ENDED AUGUST 1955		Class Number	
	Quantities	Values (\$)	Quantities	Values (\$)		
BOOKS PRINTED PERIODICALS NOP					4310	
100 U KINGDOM		162101		844063		
215 INDIA				244		
231 HONG KONG		92		92		
306 BELGIUM				100		
318 DENMARK				55		
327 FRANCE		496		3086		
335 GERMANY W		616		2175		
347 JAPAN				142		
354 NETHRLNDS				3420		
360 ISRAEL		709		709		
375 SWEDEN		1031		1546		
376 SWITZRLND				115		
380 USSR				1403		
400 U STATES		620804		5484590		
		785849		6341540		
BOOKS FOREIGN LANGUAGE						4311
100 U KINGDOM		1294		12867		
231 HONG KONG		542		4026		
305 AUSTRIA				275		
306 BELGIUM		11548		97237		
317 CZECHO S				675		
318 DENMARK				258		
326 FINLAND				207		
327 FRANCE		95040		750687		
335 GERMANY W		848		9818		
340 HUNGARY		103		625		
341 ICELAND				423		
344 ITALY		150		3447		
347 JAPAN		90		346		
353 MOROCCO				2881		
354 NETHRLNDS		3444		23548		
365 POLAND				277		
372 SPAIN				50		
375 SWEDEN		853		1439		
376 SWITZRLND		1083		4411		
380 USSR				1837		
400 U STATES		27306		142526		
		142301		1057860		

IMPORTS INTO CANADA FOR CONSUMPTION

Articles and Countries from which Imported	MONTH OF AUGUST 1955		EIGHT MONTHS ENDED AUGUST 1955		Class Number
	Quantities	Values (\$)	Quantities	Values (\$)	
GROUP 5					
IRON AND ITS PRODUCTS					
IRON ORE					
100 U KINGDOM	TON	10	10	934	5001
309 BRAZIL			30141	435567	
400 U STATES			2610183	18042071	
		772822		5140286	
				2640334	18478572
FERRO TUNGSTEN					
100 U KINGDOM	CWT		207	41810	5010
366 PORTUGAL			223	39672	
400 U STATES		12	286	44477	
		12	716	125959	
PIG IRON FOR AGRIC IMPLEMENTS					
400 U STATES	TON		173	10827	5011
			173	10827	
PIG IRON N O P					
100 U KINGDOM	TON		1746	84286	5012
234 AUSTRALIA			335	12070	
400 U STATES		1973	5771	404359	
		1973	7852	500715	
FERRO MANG UNDER					
1 PC SILICON	CWT		7	149	5013
100 U KINGDOM		2258	2258	20356	
327 FRANCE		5996	56140	867038	
400 U STATES		8254	58405	887543	
SILICO MANG OVER					
1 PC SILICON	CWT		2631	61358	5014
400 U STATES		56	2631	61358	
FERRO SILICON					
375 SWEDEN	CWT		21	278	5015
400 U STATES		1224	6003	102827	
		1224	6024	103105	
ALLOYS N O P FOR					
MFR OF STEEL	CWT		397	19695	5018
100 U KINGDOM			2240	42865	
205 RHOD NYAS			20	264	
375 SWEDEN		9418	60896	1642008	
400 U STATES		9418	63553	1704832	
BILLETS BESSEMER FOR TUBES					
	TON				5019
INGOTS COGGED BLOOMS SLABS NOP					
100 U KINGDOM	TON	7	33	7638	5020
400 U STATES		4	331	37519	
		11	364	45157	
INGOTS NOT LESS THAN 3 CTS LB					
400 U STATES	TON	140	1635	496453	5021
		140	1635	496453	
INGOTS FOR FORGINGS INGOTS NOP					
400 U STATES	TON	123	588	73075	5022
		123	588	73075	
SPONGE IRON					
400 U STATES	TON	30	312	39225	5024
		30	312	39225	
CAST SCRAP					
	TON		10	107	5031
220 BERMUDA		5659	46356	1377919	
400 U STATES		5659	46366	1378026	
WROUGHT SCRAP					
	TON	57	61	1629	5032
100 U KINGDOM			6	210	
384 P RICO		30600	198459	6032758	
400 U STATES		30657	198526	6034597	
TIN PLATE SCRAP					
400 U STATES	TON	102	537	13637	5033
		102	537	13637	
AXLES FOR RAILWAY VEHICLES					
400 U STATES				26269	5041
				26269	
AXLES FOR VEHICLES N O P					
100 U KINGDOM				341	5042
400 U STATES		41063		181488	
		41063		181829	
AXLES N O P					
100 U KINGDOM				235	5043
381 ALASKA				725	
400 U STATES		21113		79312	
		21113		80272	
CASTINGS FOR AGRIC IMPLEMENTS					
400 U STATES		19089		397628	5044
		19089		397628	
INGOT MOULDS FOR STEEL					
400 U STATES		129130		952290	5045
		129130		952290	
MOULDS N O P					
100 U KINGDOM				10436	5046
400 U STATES		28809		235374	
		28809		245810	
CASTINGS MALLEABLE N O P					
100 U KINGDOM	CWT		4	72	5047
335 GERMANY W		106	456	6695	

IMPORTS INTO CANADA FOR CONSUMPTION

Articles and Countries from which Imported	MONTH OF AUGUST 1955		EIGHT MONTHS ENDED AUGUST 1955		Class Number
	Quantities	Values (\$)	Quantities	Values (\$)	
400 U STATES	4010	78368	20019	405459	
CASTINGS NON MALLEABLE N O P	4116	79940	20479	412226	
100 U KINGDOM	CWT				5048
400 U STATES	35	779	321	6629	
CASTINGS OF STEEL N O P	2149	35830	15283	255667	
100 U KINGDOM	CWT				5049
306 BELGIUM			344	2961	
335 GERMANY W			2381	43770	
359 NORWAY	496	12086	92	3350	
376 SWITZRLND	510	30859	2116	50817	
400 U STATES	2593	65232	1006	63216	
FORGINGS N O P	3599	108177	22718	528970	
100 U KINGDOM					5050
335 GERMANY W		9899		67733	
375 SWEDEN		573		1314	
400 U STATES		131280		2335	
FORGINGS HOLLOW AND 20 TONS		141752		1419404	
100 U KINGDOM					5051
400 U STATES		55595		348321	
PISTON RING CASTINGS ROUGH		36799		177507	
100 U KINGDOM					5052
354 NETHRLNDS		92394		525828	
400 U STATES					
CASTINGS FOR RAILWAY VEHICLES		4571		44726	
TIRES STEEL ROUGH RAILWAY		4571		51454	
100 U KINGDOM	CWT				5054
400 U STATES	2494	23143	22606	227362	
FORGINGS FOR SURGICAL INSTR	56	606	11819	89571	
STEEL WHEELS FOR RAILWAYS	2550	23749	34425	316933	
100 U KINGDOM					5055
400 U STATES		632005		1466444	
FORGED GOLF CLUB HEADS		35900		923322	
400 U STATES		667905		2389766	
SEMI FINISHED PISTDN CASTINGS		2053		35536	
100 U KINGDOM		2053		35536	5058
400 U STATES					
BARS BILLETS HOT ROLLED N O P		322		3318	
306 BELGIUM	CWT				5059
327 FRANCE	117	464	9565	37397	
347 JAPAN	590	2359	916	3645	
400 U STATES	400	1379	5144	20262	
BARS BILLETS COLD ROLLED N O P	1107	4202	14248	49545	
100 U KINGDOM	CWT				5071
305 AUSTRIA	4109	38050	20398	177230	
306 BELGIUM			129	1857	
335 GERMANY W	14	67	5131	34752	
375 SWEDEN			124	2835	
400 U STATES	7910	98613	669	6638	
BARS BILLETS H R 4CTS AND OVER	12033	136730	79941	894869	
100 U KINGDOM	CWT				5072
305 AUSTRIA	9314	89181	106392	1118181	
306 BELGIUM			44298	488091	
327 FRANCE	6463	29474	693	12125	
347 JAPAN	198	843	28112	127050	
375 SWEDEN			557	2582	
400 U STATES	22	1110	1650	7672	
BARS BILLETS HAMMERED N O P	61975	460931	186	4595	
100 U KINGDOM	77972	581539	426065	3180118	
305 AUSTRIA	CWT				5073
335 GERMANY W			501561	3822233	
400 U STATES	65	2057			
BARS HOT ROLLED FOR SHAFTING	65	2057			5074
BARS SHEETS STRIP FOR SHOVELS	CWT				5075
BARS RODS FOR AGRIC IMPLEMENTS	CWT				5076
327 FRANCE			53	391	
400 U STATES	20898	141742	122871	749352	
RAILWAY RAILS N O P	20898	141742	122924	749743	
100 U KINGDOM	TON				5077
306 BELGIUM			8480	721551	
335 GERMANY W	15	1265	230	21558	
354 NETHRLNDS			33	2572	
400 U STATES	704	39609	28	2221	
STEEL GROOVED TRAMWAY RAILS	719	40874	6627	463935	
400 U STATES	TON				5078
BARS HOT R ROUNDS AND SQUARES			15398	1211837	
100 U KINGDOM	CWT				5079
	1015	6934	510	55389	
			510	55389	
			6739	45107	5081

IMPORTS INTO CANADA FOR CONSUMPTION

Articles and Countries from which Imported	MONTH OF AUGUST 1955		EIGHT MONTHS ENDED AUGUST 1955		Class Number
	Quantities	Values (\$)	Quantities	Values (\$)	
305 AUSTRIA			153	3335	
400 U STATES	1078	7600	15814	105378	
RODS FOR HORSESHOE NAILS	CWT	14534	22706	153820	5101
RODS FOR MANUFACTURE OF CHAIN	CWT				5102
400 U STATES			415	2444	
RODS NOT OVER 3/8 IN FOR WIRE	CWT		415	2444	5103
100 U KINGDOM	4148	17823	19973	86119	
335 GERMANY W			9297	41296	
375 SWEDEN			303	3382	
400 U STATES	307	2357	8103	47615	
WELDING RODS OF ALL KINDS	CWT	20180	37676	178412	5104
100 U KINGDOM	301	3585	1132	20836	
335 GERMANY W	54	2934	133	10846	
381 ALASKA	1	50	1	50	
400 U STATES	8924	280239	63304	1751194	
BLANKS FOR MILLING CUTTERS	CWT	286808	64570	1782926	5111
400 U STATES	16	2063	47	6070	
STRIP HOT R 080 INCH OR LESS	CWT	2063	47	6070	5112
100 U KINGDOM			557	2662	
306 BELGIUM			1024	4776	
400 U STATES	416	1967	6585	24327	
STRIP HOT R OVER 080 INCH	CWT	1967	8166	31765	5113
100 U KINGDOM			458	2175	
306 BELGIUM			6035	27635	
327 FRANCE	3262	13745	8239	35463	
400 U STATES	833	3906	8537	37347	
STRIP COLD R 080 INCH OR LESS	CWT	17651	23269	102620	5114
100 U KINGDOM	262	2416	1809	12662	
354 NETHRLNDS			60	843	
375 SWEDEN	90	3161	5563	135258	
400 U STATES	6634	68538	49899	592116	
STRIP COLD R OVER 080 INCH	CWT	74115	57331	740879	5115
100 U KINGDOM			51	414	
400 U STATES	2432	31119	14386	165652	
STRIP HOT R FOR COLD ROLLING	CWT	31119	14437	166066	5116
400 U STATES			1631	9712	
STRIP FOR MANUFACTURE OF MATS	CWT		1631	9712	5117
STRIP COLD ROLLED FOR DOORS	CWT				5118
100 U KINGDOM			909	10025	
HOOP TAG METAL FOR LACES			909	10025	5119
HOOP STEEL FOR COOPERAGE	CWT				5120
100 U KINGDOM			669	3840	
400 U STATES	848	5968	13477	109325	
PLATES 66 INCHES WIDE OR LESS	CWT	5968	14146	113165	5121
100 U KINGDOM	3366	14906	16557	73849	
306 BELGIUM			69	250	
335 GERMANY W	1855	8582	1855	8582	
347 JAPAN	9676	47651	21847	102687	
400 U STATES	15748	75422	85321	396850	
PLATES OVER 66 INS LESS 78 INS	CWT	146561	125649	582218	5122
100 U KINGDOM	16045	70863	105886	472686	
335 GERMANY W	7891	36509	7891	36509	
347 JAPAN	9099	43287	79904	352073	
400 U STATES	21543	105378	224311	1042670	
PLATES FLANGED CURVED N O P	CWT	256037	417992	1903938	5123
100 U KINGDOM			3427	39855	
400 U STATES	10453	144495	38937	584004	
PLATES FOR BOILERS DIGESTERS	CWT	144495	42364	623859	5124
400 U STATES	11008	69937	65056	462445	
PLATES STEEL CHEQUER SURFACE	CWT	69937	65056	462445	5125
100 U KINGDOM	888	4753	3281	17684	
400 U STATES	34397	194063	134692	733675	
SHEETS OVER 080 INCH THICK N O P	CWT	198816	137973	751359	5126
400 U STATES	34502	177174	303067	1509329	
SHEETS 080 INCH OR LESS N O P	CWT	177174	303067	1509329	5127
100 U KINGDOM	13906	84121	41189	251660	
327 FRANCE			36	167	
335 GERMANY W			19	149	
400 U STATES	93285	567659	673661	3956189	
SHEET OR STRIP FOR TIN PLATE	CWT	651780	714905	4208165	5128
400 U STATES	118	854	927	3392	
	118	854	927	3392	

IMPORTS INTO CANADA FOR CONSUMPTION

Articles and Countries from which Imported	MONTH OF AUGUST 1955		EIGHT MONTHS ENDED AUGUST 1955		Class Number
	Quantities	Values (\$)	Quantities	Values (\$)	
SHEETS FOR MFR OF HOLLOW WARE 100 U KINGDOM 400 U STATES	CWT 8846 17529 26375	58136 123206 181342	19907 86965 106872	124912 590151 715063	5129
SHEETS BLUE FOR HEATING APP	CWT				5130
SHEETS 75% SILICON FOR ELEC APP 100 U KINGDOM 400 U STATES	CWT 1654 41161 42815	14827 595779 610606	2320 266310 268630	20835 3760384 3781219	5131
SHEETS 50 PER POUND OR OVER 100 U KINGDOM 306 BELGIUM 327 FRANCE 335 GERMANY W 347 JAPAN 375 SWEDEN 400 U STATES	CWT 12757 255 9736 160453 183201	82526 1587 49622 1052083 1185818	47927 4387 1507 30 13772 41 803338 871002	291571 23715 7592 290 71052 711 5245009 5639940	5132
SHEETS RUST PROOF OVER 5 CTS 100 U KINGDOM 375 SWEDEN 400 U STATES	CWT 3149 350 19069 22568	134801 13777 791824 940402	19750 2498 130197 152445	877658 112614 4669885 5860157	5133
SHEETS CORRUGATED AND PEBBLED 100 U KINGDOM 400 U STATES	CWT 997 25038 26035	9546 176383 185929	1994 107357 109351	17290 795514 812804	5134
SHEETS COATED WITH PAINT TAR 100 U KINGDOM 335 GERMANY W 400 U STATES	CWT 92 50 26852 26994	930 626 269221 270777	835 137 159587 160559	8537 1648 1542385 1552570	5135
SHEETS COATED WITH ENAMEL 100 U KINGDOM 400 U STATES	CWT 3179 490 3669	21166 14598 35764	3797 1707 5504	25019 34253 59272	5136
SHEETS COATED WITH TIN 100 U KINGDOM 400 U STATES	CWT 772 25341 26113	11887 118860 130747	2218 183288 185506	33228 1289846 1323074	5137
SHEETS COATED WITH METAL N O P 100 U KINGDOM 335 GERMANY W 400 U STATES	CWT 197 462 2361 3020	4624 7612 74791 87027	487 1056 22938 24481	9557 18000 481677 509234	5139
SHEETS COATED WITH ZINC N O P 100 U KINGDOM 306 BELGIUM 335 GERMANY W 347 JAPAN 400 U STATES	CWT 1607 937 42637 45181	12810 7812 346246 366868	8595 366 249 2462 325531 337203	75632 4105 2796 21535 2546497 2650565	5140
SHEETS FOR COATING WITH METALS	CWT				5141
SHEETS SHAPED FOR AGRIC IMPL 400 U STATES	CWT 543 543	7727 7727	15316 15316	193627 193627	5142
SHEETS FOR MFR BUCKLE CLASPS 100 U KINGDOM 400 U STATES	CWT 1 821 822	60 14624 14684	1565 7133 8698	12959 87706 100665	5143
SHEETS COLD ROLLED FOR HINGES 400 U STATES	CWT 721 721	5850 5850	5977 5977	50965 50965	5144
SHEETS FOR MFR OF SADDLERY 400 U STATES	CWT		186 186	8001 8001	5145
SHEETS TEMPERED FOR SAWS 100 U KINGDOM 375 SWEDEN 400 U STATES	CWT 17 103 418 538	822 5757 21740 28219	110 966 1930 3008	4849 55690 110116 170655	5146
SHEETS NOT TEMPERED FOR SAWS 100 U KINGDOM 375 SWEDEN 400 U STATES	CWT 74 1518 1592	3533 24603 98136	634 874 16406 17914	13236 37065 655526 705827	5147
SHEETS COLD ROLLED FOR PIPE 400 U STATES	CWT 15895 15895	95668 95668	147085 147085	854609 854609	5148
SKELP 14 INS OR LESS FOR PIPE 335 GERMANY W 400 U STATES	CWT 130119 130119	613891 613891	29873 804165 834038	134399 3534502 3668901	5149
SKELP OVER 14 INS FOR PIPE 400 U STATES	CWT 2263 2263	11957 11957	105464 105464	463177 463177	5150
HOT R STRIP FOR MOTOR VEHICLES 400 U STATES	CWT		3593 3593	23661 23661	5151
WROUGHT OR PUDDLED IRON BILLET	CWT				5152

IMPORTS INTO CANADA FOR CONSUMPTION

Articles and Countries from which Imported	MONTH OF AUGUST 1955		EIGHT MONTHS ENDED AUGUST 1955		Class Number	
	Quantities	Values (\$)	Quantities	Values (\$)		
HOOP STRIP BESSEMER FOR HINGES 306 BELGIUM 400 U STATES	CWT		998 5565	4891 17938	5153	
PLATES 78 INCHES AND OVER 100 U KINGDOM 400 U STATES	CWT	14444 12556 27000	66323 61840 128163	41159 153487 194646	182683 715209 897892	5154
SHEETS COATED LEAD AND TIN 400 U STATES	CWT	14853 14853	123911 123911	99929 99929	778754 778754	5157
ANGLES BEAMS 35 LBS OR OVER 100 U KINGDOM 306 BELGIUM 327 FRANCE 335 GERMANY W 400 U STATES	CWT	8737 44881 392 364 315065 169439	34935 195309 1492 1456 1698317 1931509	40190 208260 81866 14575 2515369 2860260	172744 876724 354922 57755 12158772 13620917	5161
ANGLES BEAMS N O P 100 U KINGDOM 306 BELGIUM 327 FRANCE 335 GERMANY W 347 JAPAN 375 SWEDEN 400 U STATES	CWT	440 39509 9202 690 7367 89231 146439	2400 171595 35894 2936 37907 561277 812009	5380 211795 67171 3019 71996 371942 731346	33430 889808 259567 17833 352143 2301572 3856275	5162
ANGLES DRILLED 100 U KINGDOM 344 ITALY 400 U STATES	CWT	151 365 516	1459 8661 10120	3177 22541 32463	66142 206986 366137	5163
BEAMS UNDER 5 1 HALF LB PER YD 306 BELGIUM 400 U STATES	CWT	297 6685 6982	1255 37501 38756	297 69963 70260	1255 362960 364215	5164
MASTS ANGLES PLATES FOR SHIPS 100 U KINGDOM 327 FRANCE 347 JAPAN 400 U STATES	CWT	4838 21472 26310	28708 113123 141831	22385 424 12290 106465 141564	116543 14217 41521 527738 700019	5165
BASH OR CASEMENT SECTIONS 100 U KINGDOM 306 BELGIUM 400 U STATES	CWT	231 105 3076 3412	1238 512 34104 35854	3108 673 23126 26907	16332 3929 214059 234320	5166
SHAPES 35 LBS PER YARD OR OVER 100 U KINGDOM 306 BELGIUM 327 FRANCE 400 U STATES	CWT	202 1148 16569 17919	1091 5041 90862 96994	3155 8982 6629 99867 118633	13729 36810 23729 519895 594163	5167
SILL SECTIONS FOR RAILWAY CARS	CWT					5168
PIPE CAST 5 CTS PER LB OR LESS 100 U KINGDOM 327 FRANCE 400 U STATES	CWT	18834	67966	252227 9693 2333	910779 41865 10963	5181
PIPE CAST N O P 100 U KINGDOM 400 U STATES	CWT	6657 757 7414	34801 17936 52737	55142 4878 60020	298661 100224 398885	5182
PIPE TUBES FOR BOILERS 100 U KINGDOM 335 GERMANY W 344 ITALY 375 SWEDEN 376 SWITZRLND 400 U STATES			72988 2806		605361 13924 4957 13518 6666 1242597 1887023	5183
PIPE BEDSTEAD BRASS TRIMMINGS						5184
PIPE WROUGHT 2 ONE HALF INCHES 306 BELGIUM 327 FRANCE 375 SWEDEN 400 U STATES					1431 494 747 36824 39496	5185
PIPE SEAMLESS 5 CTS PER LB N O P 100 U KINGDOM 335 GERMANY W 375 SWEDEN 400 U STATES			67050 1026 542064 610140		590360 2741 158441 3075363 3826905	5186
PIPE WROUGHT OVER 10 1 HALF IN 100 U KINGDOM 335 GERMANY W 400 U STATES			50684 255626 306310		205233 1263 931013 1137509	5187
PIPE WROUGHT LESS 10 1 HALF IN 100 U KINGDOM 306 BELGIUM			159390		956493 5805	5188

IMPORTS INTO CANADA FOR CONSUMPTION

Articles and Countries from which Imported	MONTH OF AUGUST 1955		EIGHT MONTHS ENDED AUGUST 1955		Class Number
	Quantities	Values (\$)	Quantities	Values (\$)	
327 FRANCE		4405		69436	
335 GERMANY W				54325	
354 NETHRLNDS		230		230	
375 SWEDEN				458	
400 U STATES		357719		2492330	
		521744		3579077	
TUBES WROUGHT COATED HALF INCH					5190
400 U STATES		7297		158064	
		7297		158064	
PIPE WROUGHT N O P					5191
100 U KINGDOM		1307		2285	
400 U STATES		162868		1002600	
		164175		1004885	
PIPE FITTINGS COUPLINGS N O P					5192
100 U KINGDDM		36391		240281	
327 FRANCE				3243	
335 GERMANY W				44039	
347 JAPAN		27605		205089	
400 U STATES		380898		2595948	
		444894		3088600	
PIPE SEAMLESS COLO DR POLISHED					5193
100 U KINGDOM		1320		10965	
400 U STATES		703		14830	
		2023		25795	
TUBING STEEL FOR FISHING ROOS					5194
400 U STATES				817	
				817	
CASING GAS WATER OR DIL WELL					5195
100 U KINGDOM		38247		1128081	
306 BELGIUM				67203	
327 FRANCE		135372		1221210	
335 GERMANY W				437071	
344 ITALY		144426		680217	
347 JAPAN		553218		2079957	
354 NETHRLNDS				42890	
400 U STATES		1093331		6588653	
		1964524		12245282	
PIPE FITTINGS WELDING TYPE					5196
100 U KINGDOM		34806		102955	
335 GERMANY W				77164	
400 U STATES		55329		493567	
		90135		673686	
PIPE FOR WELDING TYPE FITTINGS					5197
100 U KINGDOM				23088	
400 U STATES		53575		321036	
		53575		354124	
WIRE BARBED FENCING	CWT				5201
100 U KINGDOM	2023	17026	21532	155482	
306 BELGIUM	832	5228	13949	85976	
335 GERMANY W			4342	27680	
400 U STATES	163	1501	4704	39796	
	3018	23755	44527	308934	
WIRE FLAT QUARTER INCH OR LESS	CWT				5203
100 U KINGDOM	121	993	927	11763	
400 U STATES	133	4711	2554	57855	
	254	5704	3481	69618	
WIRE ZINC COATED	CWT				5204
100 U KINGDOM	2230	23596	9045	78956	
306 BELGIUM	1444	8470	1676	9915	
327 FRANCE			703	4009	
335 GERMANY W	1701	13239	2127	19112	
344 ITALY			525	7324	
400 U STATES	3026	41096	11756	182535	
	8401	86401	25832	301851	
WIRE COATED NOP OR COVERED	CWT				5205
100 U KINGDOM	185	3491	893	20376	
306 BELGIUM			157	1704	
335 GERMANY W			402	7426	
400 U STATES	1895	23075	5685	165954	
	2080	26566	7137	195460	
WIRE ROPE FOR RIGGING SHIPS	CWT				5206
100 U KINGDOM			27	893	
354 NETHRLNDS			345	6500	
400 U STATES	6	82	6	82	
	6	82	378	7475	
WIRE ROPE CABLE NOP IRON STEEL	CWT				5207
100 U KINGDOM	2636	52494	21492	433342	
306 BELGIUM	311	5275	1600	21627	
318 DENMARK			23	454	
335 GERMANY W	1270	19043	13723	178277	
344 ITALY			66	1252	
347 JAPAN	45	417	137	1750	
354 NETHRLNDS	449	6806	6963	106712	
359 NORWAY			195	3757	
381 ALASKA			8	196	
400 U STATES	10015	73559	43566	613855	
	14726	157594	87773	1361222	
WIRE FOR UPHOLSTERY SPRINGS	CWT				5208
400 U STATES	3948	35776	11075	96409	
	3948	35776	11075	96409	
WIRE FOR CORSET STEELS	CWT				5209
100 U KINGDOM	80	2879	232	8324	
400 U STATES	177	8445	1076	48512	
	257	11324	1308	56836	
WIRE FOR MFR OF WIRE ROPE	CWT				5210
100 U KINGDOM	21098	228768	129096	1324958	

IMPORTS INTO CANADA FOR CONSUMPTION

Articles and Countries from which Imported	MONTH OF AUGUST 1955		EIGHT MONTHS ENDED AUGUST 1955		Class Number
	Quantities	Values (\$)	Quantities	Values (\$)	
306 BELGIUM			143	1799	
335 GERMANY W			2369	24205	
400 U STATES	650	6728	63112	830537	
	10860	155170			
	32608	390666	194720	2181499	
WIRE COMMERCIAL FISHING N O P					5211
100 U KINGDOM		22539		197224	
306 BELGIUM				11444	
318 DENMARK				106	
354 NETHRLNDS				1029	
400 U STATES		206		6044	
		22745		215847	
WIRE FOR MFR CARD CLOTHING	CWT				5212
100 U KINGDOM	23	779	129	4164	
	23	779	129	4164	
WIRE OF IRON OR STEEL N O P	CWT				5214
100 U KINGDOM	241	6776	4513	68595	
306 BELGIUM	551	5120	2272	20893	
318 DENMARK	8	187	8	187	
327 FRANCE			590	3125	
335 GERMANY W	15	317	311	4462	
347 JAPAN			2206	11020	
354 NETHRLNDS			530	3054	
375 SWEDEN	178	4091	337	8272	
400 U STATES	18841	229252	93532	1280636	
	19834	245743	104299	1400244	
WIRE FENCING NOT LESS 080 INCH					5215
100 U KINGDOM		7775		66873	
306 BELGIUM				1288	
335 GERMANY W				6648	
400 U STATES		3959		80183	
		11734		154992	
WIRE FENCING WOVEN N O P					5216
100 U KINGDOM				7018	
305 AUSTRIA				4947	
306 BELGIUM				1301	
335 GERMANY W		10129		11589	
354 NETHRLNDS				152	
400 U STATES		6970		101403	
		17099		126410	
NETTING FOR FUR FARMS					5217
100 U KINGDOM				19054	
335 GERMANY W				226	
400 U STATES				14827	
				34107	
WIRE SCREENS DOORS WINDOWS					5218
100 U KINGDOM				38229	
335 GERMANY W				2376	
400 U STATES		11683		75702	
		11683		116307	
WIRE MESH IN ACETATE FILM					5219
100 U KINGDOM		1815		10807	
400 U STATES		2803		2981	
		4618		20788	
WIRE CLOTH					5220
100 U KINGDOM		145		3768	
327 FRANCE				2222	
335 GERMANY W		4475		21011	
347 JAPAN		734		56233	
354 NETHRLNDS				6172	
400 U STATES		23528		234334	
		28882		323740	
WIRE NETTING					5221
100 U KINGDOM		3134		54547	
305 AUSTRIA				1221	
306 BELGIUM		4739		18266	
327 FRANCE				12618	
335 GERMANY W		244		11101	
347 JAPAN				19262	
400 U STATES		17374		97435	
		25491		214450	
WIRE RUSTPROOF FOR FISHING					5222
100 U KINGDOM				3351	
400 U STATES		400		13132	
		400		16483	
WIRE ROPE FOR WELL DRILLING					5223
100 U KINGDOM				6579	
354 NETHRLNDS				9258	
400 U STATES		22581		182744	
		22581		198581	
WELDED WIRE FABRIC REINFORCING	CWT				5224
100 U KINGDOM	1605	11201	13530	103628	
306 BELGIUM	5855	35817	42854	264517	
400 U STATES	7400	67007	55565	476310	
	14860	114025	111949	844455	
CABLE CHAIN FOR SHIPS	CWT				5231
100 U KINGDOM			4476	57866	
327 FRANCE			342	4074	
400 U STATES	875	7250	2384	25141	
	875	7250	7202	87081	
COIL CHAIN 9 EIGHTHS AND OVER	CWT				5232
100 U KINGDOM	946	3098	9533	60063	
335 GERMANY W			120	1311	
400 U STATES	345	6875	3989	76025	
	1291	9973	13642	137399	

IMPORTS INTO CANADA FOR CONSUMPTION

Articles and Countries from which Imported	MONTH OF AUGUST 1955		EIGHT MONTHS ENDED AUGUST 1955		Class Number
	Quantities	Values (\$)	Quantities	Values (\$)	
COIL CHAIN UNDER 9 EIGHTHS IN	CWT				5233
100 U KINGDOM	182	4341	2139	37839	
335 GERMANY W	301	3011	1294	14568	
354 NETHRLNDS			35	488	
400 U STATES	260	8470	2114	65429	
	743	15822	5582	118324	
SPROCKET CHAIN FOR AGRIC IMPL					5234
335 GERMANY W		6315		108052	
400 U STATES		29053		431578	
		35368		539630	
SILENT CHAIN ROLLER CHAIN					5235
100 U KINGDOM		36738		223222	
317 CZECHOS				277	
335 GERMANY W		7345		14454	
347 JAPAN		4327		4998	
375 SWEDEN				781	
400 U STATES		138962		923525	
		187372		1167257	
CHAINS N O P					5236
100 U KINGDOM		17842		45595	
327 FRANCE				229	
335 GERMANY W		535		7429	
375 SWEDEN				1763	
400 U STATES		58986		492757	
		77363		547773	
DIESEL ENGINE PARTS N O P					5240
100 U KINGDOM		68805		438029	
318 DENMARK		1016		1016	
327 FRANCE				157	
335 GERMANY W		1305		26076	
344 ITALY		198		2858	
354 NETHRLNDS				1002	
359 NORWAY		68		194	
366 PORTUGAL				519	
375 SWEDEN		872		4672	
376 SWITZRLND		1340		16394	
381 ALASKA				1111	
400 U STATES		852119		5990623	
		925723		6482651	
BOILERS AND PARTS N O P					5241
100 U KINGDOM		15381		55312	
224 JAMAICA				2355	
335 GERMANY W		436		436	
354 NETHRLNDS		57		229	
400 U STATES		224655		1262254	
		240529		1320586	
AUTOMOBILE ENGINES AND PARTS	NO				5242
100 U KINGDOM	3	32172	31	248997	
234 AUSTRALIA		745		745	
305 AUSTRIA		493		493	
335 GERMANY W	1	9016	36	28802	
400 U STATES	698	597934	11266	15561562	
	702	640360	11333	15840599	
ENGINES DIESEL SEMI DIESEL	NO				5243
100 U KINGDOM	80	74066	903	1194499	
318 DENMARK	2	1144	3	8967	
335 GERMANY W	6	9402	35	31303	
375 SWEDEN			2	3460	
400 U STATES	187	638902	1772	9525560	
	275	723514	2722	10763789	
ENGINES GAS MARINE AND PARTS	NO				5244
100 U KINGDOM		43616	10	72128	
400 U STATES	90	95027	728	695767	
	90	138643	738	767895	
ENGINES MOTOR TRUCK AND PARTS	NO				5245
100 U KINGDOM	61	112145	223	295856	
335 GERMANY W		299	6	19027	
400 U STATES	741	585914	7785	5762768	
	802	698358	8014	6077651	
ENGINES FISHING BOAT AND PARTS	NO				5246
100 U KINGDOM			12	8251	
375 SWEDEN				349	
381 ALASKA		101		101	
400 U STATES	5	4731	88	55961	
	5	4832	100	64662	
PARTS OF AIRCRAFT ENGINES					5248
100 U KINGDOM		452436		2546964	
234 AUSTRALIA				2527	
327 FRANCE				270	
347 JAPAN		75		1384	
359 NORWAY				243	
375 SWEDEN				643	
400 U STATES		935743		9914018	
		1388254		12466049	
OUTBOARD MOTORS AND PARTS	NO				5250
100 U KINGDOM	9	839	105	9427	
335 GERMANY W			1	80	
375 SWEDEN			8	895	
381 ALASKA	4	485	2	677	
400 U STATES	337	227504	7975	3158319	
	350	228828	8091	3169398	
ENGINES UP TO 1 AND 1 HALF H P	NO				5251
100 U KINGDOM			15	613	
335 GERMANY W			61	253	

IMPORTS INTO CANADA FOR CONSUMPTION

Articles and Countries from which Imported	MONTH OF AUGUST 1955		EIGHT MONTHS ENDED AUGUST 1955		Class Number
	Quantities	Values (\$)	Quantities	Values (\$)	
400 U STATES	493	14386	7082	160695	
ENGINES GAS N O P AND PARTS	493	14386	7158	161561	5252
100 U KINGDOM	ND				
335 GERMANY W	9	3024	104	44962	
381 ALASKA	1	123	9	1972	
400 U STATES	7255	927933	57454	5521539	
ENGINES STEAM N O P AND PARTS	7265	931080	57568	5568596	5253
100 U KINGDOM	ND				
400 U STATES	44	163	3	113993	
FIRE ENGINES MACHINES AND PTS	44	105053	203	641596	5254
100 U KINGDOM	ND				
375 SWEDEN	44	105216	206	755589	
400 U STATES	7	22703	138	270081	
LOCOMOTIVES RAILWAY N O P	7	22703	226	294568	5255
400 U STATES	ND				
LOCOMOTIVE CHASSIS TOPS WHEELS	2	208970	8	263206	5256
100 U KINGDOM	2	208970	8	263206	
335 GERMANY W		82994		201231	
375 SWEDEN				11292	
376 SWITZRLND		19720		74269	
400 U STATES		102969		19720	
LOCOMOTIVES SAWMILL MINING		205683		1377656	5257
100 U KINGDOM	ND				
400 U STATES	9	124245	19	257262	
ENGINES AIRCRAFT UP TO 200 HP	18	313504	73	1274108	5258
100 U KINGDOM	27	437749	92	1531370	
216 PAKISTAN	ND				
317 CZECHOS	1	1995	4	2000	
400 U STATES	1	4086	1	1995	
ENGINES AIRCRAFT 201 TO 500 HP	19	15408	150	305132	5259
100 U KINGDOM	21	21489	160	320455	
381 ALASKA	ND				
400 U STATES	15	40118	180	2967	
ENGINES AIRCRAFT 501 TO 1000HP	15	40118	182	2099	5260
100 U KINGDOM	ND				
400 U STATES	7	112886	4	34093	
ENGINES AIRCRAFT OVER 1000 HP	7	112886	34	333552	5261
100 U KINGDOM	ND				
327 FRANCE	30	393748	246	4624723	
400 U STATES	56	452551	4	20760	
CREAM SEPARATOR PARTS	86	846299	575	4664928	5290
100 U KINGDOM					
318 DENMARK		153		153	
326 FINLAND				2382	
335 GERMANY W		240		662	
375 SWEDEN		333		3580	
400 U STATES		1258		19876	
CREAM SEPARATORS		6496		63249	5292
306 BELGIUM	ND	8480		89902	
318 DENMARK					
326 FINLAND	3	4236	1	308	
335 GERMANY W			4	5026	
375 SWEDEN	390	24515	4	5949	
376 SWITZRLND	454	36765	1358	103079	
400 U STATES	100	6693	4383	259817	
MILK CLARIFIERS AND PARTS	350	64318	100	6693	5293
375 SWEDEN	1297	136527	2567	483810	
400 U STATES			8417	864682	
MILKING MACHINES AND PARTS					5294
100 U KINGDOM					
318 DENMARK				3037	
375 SWEDEN				3052	
400 U STATES		87148		143	
PASTEURIZERS DAIRY AND PARTS		87148		1229230	5295
100 U KINGDOM	ND				
236 NEW ZEAL	10	28133	10	53441	
318 DENMARK				119	
375 SWEDEN		16910	1	1001	
400 U STATES	33	10209	207	37795	
POWER DAIRY MACHINERY	43	55252	218	175932	5296
100 U KINGDOM					
318 DENMARK		3488		34450	
335 GERMANY W				1880	
375 SWEDEN		862		1351	
376 SWITZRLND		325		12382	
400 U STATES		214		1496	
FORKS PRONGED		139412		1222908	5301
100 U KINGDOM	DOZ	144301		1274467	
335 GERMANY W	12	191	61	795	
			1725	12685	

IMPORTS INTO CANADA FOR CONSUMPTION

Articles and Countries from which Imported	MONTH OF AUGUST 1955		EIGHT MONTHS ENDED AUGUST 1955		Class Number
	Quantities	Values (\$)	Quantities	Values (\$)	
400 U STATES	157	3333	2488	44203	
HARVESTERS AND PARTS	NO	3524	4274	57683	5302
100 U KINGDOM			6	1455	
335 GERMANY W		1062		2033	
400 U STATES	591	252193	2525	1816315	
HAY LOADERS AND PARTS	NO	252255	2531	1819803	5303
400 U STATES	22	10953	684	158126	
HAY TEEDERS AND PARTS	NO	10953	684	158126	5304
327 FRANCE	1	201	1	201	
400 U STATES	1	201	25	7310	
MOWING MACHINES AND PARTS	NO	201	26	7511	5305
100 U KINGDOM	1	273	1	1788	
335 GERMANY W			29	5435	
400 U STATES	386	184932	6432	1931820	
POTATO DIGGERS PLANTERS PARTS	NO	185205	6462	1939043	5306
100 U KINGDOM			4	1199	
354 NETHRLNOS			1	125	
400 U STATES	78	48283	621	270970	
RAKES HORSE OR POWER AND PARTS	NO	48283	626	272294	5307
100 U KINGDOM			163	13684	
327 FRANCE			1	266	
335 GERMANY W			3	33	
400 U STATES	410	118786	7002	1788101	
RAKES N O P	00Z	118786	7169	1802084	5308
100 U KINGDOM	64	134	791	2662	
318 DENMARK			203	1437	
335 GERMANY W	150	479	1872	3604	
347 JAPAN			5584	7910	
400 U STATES	2574	13716	14132	98225	
REAPERS AND PARTS	NO	14329	22582	113838	5309
SCYTHES	00Z				5310
100 U KINGDOM			789	9428	
234 AUSTRALIA			36	592	
305 AUSTRIA			865	15573	
375 SWEDEN			127	1568	
400 U STATES	66	445	3507	48275	
SICKLES OR REAPING HOOKS	00Z	445	5324	75436	5311
100 U KINGDOM	40	158	265	1160	
305 AUSTRIA	32	460	53	812	
335 GERMANY W			10	127	
400 U STATES	8	274	1446	9341	
CULTIVATORS SCUFFLERS AND PTS	80	892	1774	11440	5321
100 U KINGDOM				10907	
335 GERMANY W		124		864	
354 NETHRLNOS				130	
400 U STATES		138988		2347861	
DRILLS SEED SEEDERS AND PARTS		139112		2359762	5322
100 U KINGDOM		328		5213	
400 U STATES		44442		968704	
HARROWS DISC AND PARTS		44770		973917	5323
215 INDIA		363		363	
354 NETHRLNOS				314	
400 U STATES		35974		734837	
HARROWS AND PARTS N O P		36337		735514	5324
100 U KINGDOM				15962	
335 GERMANY W		150		150	
354 NETHRLNOS				104	
400 U STATES		17460		342367	
HQES	00Z	17610		358583	5325
100 U KINGDOM	24	58	103	336	
335 GERMANY W			461	1615	
354 NETHRLNOS			4	197	
375 SWEDEN			16	141	
400 U STATES	8	92	1387	15971	
PLOUGHS DISC AND PARTS	32	157	1971	18260	5326
100 U KINGDOM				145	
400 U STATES		54527		658273	
PLOUGHS AND PARTS N O P		54527		658418	5327
100 U KINGDOM		7417		31454	
215 INDIA		6934		6934	
335 GERMANY W		570		570	
354 NETHRLNOS				286	
400 U STATES		215190		1848825	
ROLLERS FARM OR LAWN AND PARTS	NO	230111		1888069	5328
100 U KINGDOM			90	924	
400 U STATES	11	432	2788	51889	
FANNING MILL PEAVINERS AND PTS	NO	432	2878	52813	5331
335 GERMANY W			1	734	

IMPORTS INTO CANADA FOR CONSUMPTION

Articles and Countries from which Imported	MONTH OF AUGUST 1955		EIGHT MONTHS ENDED AUGUST 1955		Class Number
	Quantities	Values (\$)	Quantities	Values (\$)	
400 U STATES	206	182472	1067	601481	
HARVESTER COMBINES AND PARTS	206	182472	1068	602215	
100 U KINGDOM	NO	4278		37943	5332
327 FRANCE				3036	
335 GERMANY W	4	9082	5	15422	
400 U STATES	704	2104738	2212	11491051	
THRESHING MACHINE SEPARATORS	708	2118098	2217	11547452	
400 U STATES	NO				5333
THRESHING MACHINE PARTS	30	16576	61	29716	
400 U STATES	30	16576	61	29716	
ELECT GENERATORS FARM AND PTS		26037		273000	5334
100 U KINGDOM		26037		273000	
400 U STATES					
FOODER FEEO CUTTERS AND PARTS		5308		695	5342
400 U STATES	NO	5308		52075	
FRUIT VEGETABLE GRADING MACH		5308		52770	
100 U KINGDOM	55	33407	389	176053	5343
335 GERMANY W	55	33407	389	176053	
354 NETHRLNDS					
400 U STATES					
GRAIN HAY GRINDERS AND PARTS		801		3656	5344
100 U KINGDOM	NO	49		1695	
400 U STATES		1238		1238	
HAY PRESSES AND PARTS		45538		288900	
100 U KINGDOM		47626		295489	
400 U STATES	NO				5345
MANURE SPREADERS AND PARTS				112	
100 U KINGDOM	41	22211	1057	259617	
400 U STATES	41	22211	1057	259729	
POST HOLE DIGGERS AND PARTS	NO				5346
335 GERMANY W					
400 U STATES	316	398304	4382	5659833	
SPRAYING AND DUSTING MACHINES	316	398304	4382	5823720	
100 U KINGDOM	NO				5350
335 GERMANY W					
354 NETHRLNDS					
400 U STATES					
STUMPING MACHINES AND PARTS					
100 U KINGDOM					
335 GERMANY W					
354 NETHRLNDS					
400 U STATES					
TRACTION DITCHING MACH AND PTS					
100 U KINGDOM					
400 U STATES					
TRACTORS INTERNAL COMBUSTION					
100 U KINGDOM					
317 CZECHO S					
335 GERMANY W					
354 NETHRLNDS					
375 SWEDEN					
381 ALASKA					
400 U STATES					
TRACTOR PARTS AND ACCESSORIES					
100 U KINGDOM					
327 FRANCE					
335 GERMANY W					
354 NETHRLNDS					
375 SWEDEN					
381 ALASKA					
400 U STATES					
WINDMILLS AND PARTS					
400 U STATES					
PRUNING HOOKS SHEARS DEHORNERS					
100 U KINGDOM					
327 FRANCE					
335 GERMANY W					
344 ITALY					

IMPORTS INTO CANADA FOR CONSUMPTION

Articles and Countries from which Imported	MONTH OF AUGUST 1955		EIGHT MONTHS ENDED AUGUST 1955		Class Number
	Quantities	Values (\$)	Quantities	Values (\$)	
354 NETHRLNDS				144	
376 SWITZRLND				1080	
400 U STATES		4363		64132	
AGRIC IMPLEMENTS		5051		84759	
NOP AND PARTS					
100 U KINGDOM		1905		22623	5363
306 BELGIUM				5181	
318 DENMARK		175		175	
335 GERMANY W		1218		4555	
354 NETHRLNDS		522		1342	
375 SWEDEN				6760	
376 SWITZRLND				344	
400 U STATES		1047193		8121658	
KNIVES AND FORKS		1051013		8162638	
TABLE					
100 U KINGDOM		47740		214713	5371
215 INDIA				645	
305 AUSTRIA		647		4387	
306 BELGIUM				50	
318 DENMARK		650		9230	
327 FRANCE		1194		4206	
335 GERMANY W		2351		34439	
344 ITALY				25043	
347 JAPAN		33402		179313	
354 NETHRLNDS		162		369	
375 SWEDEN		1574		6867	
400 U STATES		12002		99320	
POCKET KNIVES		99722		578582	
100 U KINGDOM		20456		118557	5372
327 FRANCE		218		442	
335 GERMANY W		19672		105907	
344 ITALY		142		5837	
347 JAPAN				7214	
375 SWEDEN				1810	
376 SWITZRLND		234		951	
400 U STATES		2904		50947	
RAZORS N O P AND PARTS		43626		291665	
100 U KINGDOM		730		10146	5373
335 GERMANY W		1099		6830	
400 U STATES		26348		154426	
SAFETY RAZOR BLADES		28177		171402	
100 U KINGDOM	DOZ				5374
318 DENMARK	18333	3020	147051	14627	
335 GERMANY W	20833	809	89249	3607	
360 ISRAEL	7216	1035	420235	22077	
375 SWEDEN			122366	3770	
400 U STATES			1772	94	
	54677	2694	992447	61262	
	101059	7558	1773120	105437	
SCISSORS AND SHEARS N O P					
100 U KINGDOM		19865		128241	5375
216 PAKISTAN				211	
318 DENMARK				205	
327 FRANCE				1408	
335 GERMANY W		42598		265300	
344 ITALY		886		14079	
347 JAPAN		179		7997	
354 NETHRLNDS				643	
375 SWEDEN				163	
400 U STATES		25904		235687	
OTHER KNIVES N O P		89432		653936	
100 U KINGDOM		13562		58144	5376
231 HONG KONG				93	
305 AUSTRIA		59		59	
326 FINLAND				666	
327 FRANCE		1502		3755	
335 GERMANY W		12606		73788	
344 ITALY		127		1257	
347 JAPAN		150		3649	
359 NORWAY		132		511	
375 SWEDEN		1260		8605	
376 SWITZRLND				660	
400 U STATES		10420		72873	
SPDONS		39818		224060	
100 U KINGDOM		2246		11866	5377
305 AUSTRIA		414		3423	
318 DENMARK		212		4641	
327 FRANCE				128	
335 GERMANY W		2321		11693	
344 ITALY		1003		10865	
347 JAPAN		8909		72370	
352 MEXICO				270	
354 NETHRLNDS		417		1736	
375 SWEDEN		848		4084	
400 U STATES		7280		46805	
KNIVES BUTCHER AND KITCHEN		23650		167881	
100 U KINGDOM		16890		148485	5378
327 FRANCE		508		9666	
335 GERMANY W		6231		38443	
344 ITALY				3741	
347 JAPAN		211		1670	

IMPORTS INTO CANADA FOR CONSUMPTION

Articles and Countries from which Imported	MONTH OF AUGUST 1955		EIGHT MONTHS ENDED AUGUST 1955		Class Number
	Quantities	Values (\$)	Quantities	Values (\$)	
375 SWEDEN		352		1452	
376 SWITZRLND				542	
400 U STATES		17342		76962	
HINGES AND BUTTS		41534		280961	
	LB				5381
100 U KINGDOM	56644	10079	330714	62267	
305 AUSTRIA			6584	889	
306 BELGIUM	4338	1143	18105	6154	
327 FRANCE	273	121	811	324	
335 GERMANY W	39456	9176	286529	65523	
344 ITALY			26387	5881	
347 JAPAN	75901	14176	341796	68921	
354 NETHRLNDS			1729	575	
360 ISRAEL			1574	376	
375 SWEDEN	7910	2186	93999	27183	
400 U STATES	78892	46119	597875	368218	
CUT NAILS		83000	1706105	606311	
	CWT				5391
100 U KINGDOM	200	1407	1740	11306	
347 JAPAN			500	2758	
400 U STATES	539	10994	3111	72229	
RAILWAY SPIKES AND SPIKES NOP		12401	5351	86293	
	CWT				5392
400 U STATES	39	465	2954	22729	
TACKS ALL KINDS N D P		465	2954	22729	
	LB				5393
100 U KINGDOM	9967	3162	17336	4608	
335 GERMANY W			5980	1833	
400 U STATES	875	317	11749	5136	
WIRE NAILS DVER ONE INCH		3479	35065	11577	
	CWT				5394
100 U KINGDOM	1000	6762	25577	165943	
306 BELGIUM	950	7945	1491	15257	
335 GERMANY W			1170	9884	
347 JAPAN	8262	46647	41255	248612	
354 NETHRLNDS			2204	13959	
400 U STATES	1748	20531	12484	148920	
NAILS AND BRADS N O P		81885	84181	602575	
	LB				5395
100 U KINGDOM	4188	1927	66814	14772	
335 GERMANY W	8252	2750	27789	9158	
375 SWEDEN			12300	2229	
400 U STATES	13033	4931	127233	39130	
HAND SEWING NEEDLES		2608	234136	65289	
					5400
100 U KINGDOM		2421		20702	
317 CZECHO S				2619	
335 GERMANY W		506		5252	
347 JAPAN				3436	
400 U STATES		1387		4434	
SPRING BEARD AND LATCH NEEDLES		4314		36443	
	M				5401
100 U KINGDOM	18	816	708	23980	
327 FRANCE	9	303	36	1527	
335 GERMANY W	14	593	166	3467	
376 SWITZRLND	2	138	29	2183	
400 U STATES	192	6864	1790	68378	
NEEDLES N O P		8714	2729	29535	
					5402
100 U KINGDOM		22734		118237	
231 HONG KONG				749	
306 BELGIUM		1705		5114	
317 CZECHO S		103		886	
327 FRANCE		858		1550	
335 GERMANY W		5438		43330	
344 ITALY		368		7599	
347 JAPAN		734		4660	
354 NETHRLNDS		1296		1662	
376 SWITZRLND		141		544	
400 U STATES		13537		132566	
PINS N D P		46214		316897	
	LB				5403
100 U KINGDOM	34158	21708	189994	121616	
317 CZECHO S			2117	466	
327 FRANCE	3	67	86	1062	
335 GERMANY W	2886	1871	17291	9774	
347 JAPAN			831	1117	
390 GERMANY E			811	300	
400 U STATES	51675	38538	283680	234772	
PINS FOR MARKING SYSTEMS		62184	494810	369107	
	LB				5404
100 U KINGDOM			140	127	
400 U STATES	1388	2648	10709	17929	
NUTS AND BOLTS WASHERS RIVETS		2648	10849	18056	
	LB				5411
100 U KINGDOM	278095	44826	1463104	280711	
306 BELGIUM	55142	5437	577351	53069	
327 FRANCE	97678	7705	298569	29752	
335 GERMANY W	6623	4720	75760	29015	
344 ITALY	5437	921	169790	20069	
347 JAPAN			1757	295	
354 NETHRLNDS	29042	7061	93213	19507	
375 SWEDEN	2581	3937	212462	51212	
376 SWITZRLND	3	120	100	788	
400 U STATES	1039055	408608	9334400	3713375	
		483335	12226506	4197793	

IMPORTS INTO CANADA FOR CONSUMPTION

Articles and Countries from which Imported	MONTH OF AUGUST 1955		EIGHT MONTHS ENDED AUGUST 1955		Class Number
	Quantities	Values (\$)	Quantities	Values (\$)	
MACHINE AND OTHER SCREWS N O P					5412
100 U KINGDOM		13480		123256	
305 AUSTRIA				264	
306 BELGIUM		1454		9371	
335 GERMANY W		688		7152	
344 ITALY		922		3475	
347 JAPAN				1768	
354 NETHRLNDS		1553		11632	
375 SWEDEN		107		5397	
376 SWITZRLND				560	
400 U STATES		146046		1268118	
		164250		1430993	
WOOD SCREWS OF IRON OR STEEL					5413
100 U KINGDOM				24621	
231 HONG KONG				248	
306 BELGIUM		1346		7387	
335 GERMANY W		8055		32451	
347 JAPAN				7432	
354 NETHRLNDS				1139	
375 SWEDEN		3445		17786	
376 SWITZRLND				410	
400 U STATES		4740		51762	
		17586		143236	
FISH HOOKS COMMERCIAL					5421
100 U KINGDOM				1095	
359 NORWAY		1225		28566	
400 U STATES		642		14931	
		1867		44592	
HARWARE N O P					5422
100 U KINGDOM		28763		161630	
318 DENMARK				2339	
327 FRANCE		415		1018	
335 GERMANY W		1786		14164	
347 JAPAN				4350	
354 NETHRLNDS				1457	
360 ISRAEL				524	
375 SWEDEN		3077		6411	
400 U STATES		221413		1394628	
		255454		1586521	
LOCKS OF IRON OR STEEL					5423
100 U KINGDOM		5221		24985	
335 GERMANY W		3376		10776	
376 SWITZRLND				389	
400 U STATES		66590		468509	
		75187		504659	
SKATES ICE					5425
100 U KINGDOM	PR	17495	31065	73876	133862
375 SWEDEN		7592	12581	7680	13045
400 U STATES				4	179
		25087	43646	81560	147086
SKATES ROLLER					5426
100 U KINGDOM	PR			331	1023
400 U STATES		1039	2598	25479	58074
		1039	2598	25810	59097
CARPET SWEEPERS					5441
100 U KINGDOM	NO			361	1897
400 U STATES		1848	3081	6744	13237
		1848	3081	7105	15134
CLEANERS ELECTRIC VACUUM					5442
100 U KINGDOM	NO	2048	43551	19564	407004
318 DENMARK		28	875	140	4544
335 GERMANY W				19	570
354 NETHRLNDS		593	15818	1637	41897
375 SWEDEN		50	3427	250	17132
400 U STATES		4562	190700	36782	1490814
		7288	254371	58392	1961961
CLEANERS HAND VACUUM AND PARTS					5443
100 U KINGDOM		75200		171061	
354 NETHRLNDS		227		1766	
375 SWEDEN		1895		14333	
400 U STATES		109067		768005	
		186389		955165	
CLOTHES WRINGERS DOMESTIC					5444
100 U KINGDOM		651		1520	
400 U STATES		10957		161963	
		11608		163483	
SEWING MACHINES DOMESTIC					5445
100 U KINGDOM	NO	3580	50817	18090	367918
317 CZECHO S		125	3795	150	4731
318 DENMARK				1	50
335 GERMANY W		774	36831	3797	244645
344 ITALY		617	36949	3121	147372
347 JAPAN		2090	34914	18195	289127
354 NETHRLNDS		23	1253	29	1746
360 ISRAEL				8	466
372 SPAIN				325	9420
375 SWEDEN		14	1049	463	10047
376 SWITZRLND		1222	96899	4817	393083
400 U STATES		1863	72878	21082	1032244
		10308	335385	70078	2500849
SEWING MACH ATTACHMNTS DOMESTIC					5446
100 U KINGDOM		1408		14089	
335 GERMANY W				530	
344 ITALY				280	
347 JAPAN		518		7113	
376 SWITZRLND		2766		9007	

IMPORTS INTO CANADA FOR CONSUMPTION

Articles and Countries from which imported	MONTH OF AUGUST 1955		EIGHT MONTHS ENDED AUGUST 1955		Class Number
	Quantities	Values (\$)	Quantities	Values (\$)	
400 U STATES		16800		424898	
SEWING MACHINE PARTS DOMESTIC		21492		455917	5447
100 U KINGDOM		15658		147866	
306 BELGIUM				99	
317 CZECHO S				320	
318 DENMARK		195		410	
327 FRANCE				255	
335 GERMANY W		2828		47206	
344 ITALY		140		1216	
347 JAPAN				16657	
375 SWEDEN				402	
376 SWITZRLND		767		3430	
390 GERMANY E		514		1081	
400 U STATES		125210		542936	
CLOTHES DRYERS DOMESTIC ELECTR	NO	145312		761878	5448
400 U STATES	1075	119973	5621	823293	
WATER PUMPS DOMESTIC	NO	1075	5621	823293	5449
100 U KINGDOM	445	2729	1976	12056	
400 U STATES	430	28506	3196	229031	
WASHING MACHINES ELECTRIC	NO	875	5172	241087	5450
100 U KINGDOM	50	3926	191	14907	
400 U STATES	2213	267497	19210	2243057	
WASHING MACH POWER NOT ELECT	NO	2263	19401	2257964	5451
400 U STATES			5	481	
WASHING MACH HAND OPERATED	NO		5	481	5452
400 U STATES			39	690	
WASHING MACHINE PARTS			39	690	5453
100 U KINGDOM		3228		12792	
400 U STATES		184013		1932694	
IRONERS DOMESTIC ELECTRIC	NO	187241		1945486	5454
400 U STATES	164	17928	1416	143857	
ARTICLES FOR SMELTING IRON	164	17928	1416	143857	5461
335 GERMANY W				15633	
400 U STATES		7527		963536	
BLOWERS SMELTING APPARATUS		7527		979169	5462
100 U KINGDOM		9127		9457	
376 SWITZRLND		1167		107084	
400 U STATES		9981		160515	
BUDDLES VANNERS SLIME TABLES		20275		277056	5463
400 U STATES				14030	
CAR LOADING MACHINES COAL				14030	5464
100 U KINGDOM				116	
400 U STATES		143		1735	
CHOCK RELEASE APPARATUS		143		1853	5465
100 U KINGDOM		4812		24393	
COAL HEADING MACHINES		4812		24393	5466
400 U STATES		101446		117238	
MINERS LAMPS AND ACCESSORIES		101446		117238	5467
100 U KINGDOM		661		4372	
347 JAPAN				167	
375 SWEDEN				3974	
400 U STATES		40672		202972	
AMALGAM SAFES ORE SAMPLERS		41333		211485	5468
100 U KINGDOM		242		1567	
335 GERMANY W				368	
400 U STATES		48186		332733	
SUNDRY METALLURGICAL APPARATUS		48428		334668	5469
100 U KINGDOM				21973	
400 U STATES		454206		1364592	
DIAMOND DRILLS CORE DRILLS		454206		1386565	5470
100 U KINGDOM		25968		170723	
400 U STATES		20121		151911	
MINE LOADING MACH CONVEYORS		46089		322634	5471
100 U KINGDOM		50471		447380	
335 GERMANY W		1204		1204	
375 SWEDEN				8193	
400 U STATES		314373		4071460	
MINE HOISTS NOT MADE IN CANADA		366048		4528237	5472
MACHINERY ALLUVIAL MINING					5473
400 U STATES		97548		1375245	
MACHINERY ORE HANDLING		97548		1375245	5474
400 U STATES				216	
				216	

IMPORTS INTO CANADA FOR CONSUMPTION

Articles and Countries from which imported	MONTH OF AUGUST 1955		EIGHT MONTHS ENDED AUGUST 1955		Class Number
	Quantities	Values (\$)	Quantities	Values (\$)	
MACHINERY ORE CONCENTRATION					5475
100 U KINGDOM		233		233	
327 FRANCE				4930	
400 U STATES		31300		974558	
		31533		979721	
MACHINERY METAL REFINING					5476
376 SWITZRLND		1753		1753	
400 U STATES		11249		105799	
		13002		107552	
ORE CRUSHERS GRINDING MILLS					5477
100 U KINGDOM		1928		15338	
306 BELGIUM				5606	
335 GERMANY W				84735	
400 U STATES		251093		1834422	
		253021		1940171	
COAL CUTTERS AUGERS DRILLS					5478
100 U KINGDOM		658		5619	
305 AUSTRIA		599		826	
335 GERMANY W				90	
400 U STATES		28565		42601	
		29822		49136	
POWER DRIVEN PUMPS FOR MINES					5479
400 U STATES		118		853	
		118		853	
PUMPS PREC METAL EXTRACTION					5480
400 U STATES		9567		56714	
		9567		56714	
ROCK DRILLS AND PARTS	NO				5481
100 U KINGDOM		15926	15	79346	
205 RHOD NYAS				130	
305 AUSTRIA				4421	
335 GERMANY W				632	
352 MEXICO				7840	
366 PORTUGAL				90	
375 SWEDEN	44	67055	341	666365	
400 U STATES	35	163758	200	960100	
	79	246739	556	1718924	
WELL DRILLING MACHINERY					5482
100 U KINGDOM		38344		399902	
335 GERMANY W				7938	
400 U STATES		4362164		27281065	
		4400508		27688905	
ADDING MACHINES AND PARTS	NO				5500
100 U KINGDOM	20	1760	203	20020	
317 CZECHO S			2	210	
318 DENMARK			50	921	
335 GERMANY W	362	26116	685	71083	
344 ITALY	28	2718	209	23739	
359 NORWAY	39	2243	235	11943	
375 SWEDEN	87	11110	2121	217557	
376 SWITZRLND	173	19267	381	41665	
390 GERMANY E			10	3239	
400 U STATES	373	102828	2463	1051068	
	1082	166042	6359	1441445	
BOOKKEEPING MACHINES AND PARTS	NO				5501
100 U KINGDOM	2	35962	100	297885	
327 FRANCE				24424	
335 GERMANY W		6205	1263	74117	
344 ITALY			433	125123	
347 JAPAN			2	202	
354 NETHRLNDS			76	9594	
375 SWEDEN			165	27226	
376 SWITZRLND	11	3009	169	20820	
381 ALASKA	1	200	1	200	
400 U STATES	304	543144	3733	6392020	
	318	588520	5942	6971611	
CASH REGISTERS					5502
359 NORWAY		2251		25797	
375 SWEDEN		608		157821	
400 U STATES		18779		160265	
		21638		343883	
CASH REGISTER PARTS					5503
375 SWEDEN				1993	
400 U STATES		44907		1139080	
		44907		1141073	
DICTATING MACHINES AND PARTS					5504
100 U KINGDOM		65837		428324	
234 AUSTRALIA				125	
318 DENMARK		2390		35085	
335 GERMANY W				7560	
347 JAPAN				150	
354 NETHRLNDS				277	
376 SWITZRLND				21298	
400 U STATES		57222		708572	
		125519		1201391	
TYPEWRITERS	NO				5505
100 U KINGDOM	1137	67791	7910	586735	
317 CZECHO S	75	2278	78	2444	
335 GERMANY W	2	174	133	4833	
344 ITALY			8	1064	
375 SWEDEN	51	2537	300	15057	
376 SWITZRLND	32	2502	767	36358	
390 GERMANY E			10	272	
400 U STATES	252	52121	5131	503504	
	1549	127403	14337	1150267	

IMPORTS INTO CANADA FOR CONSUMPTION

Articles and Countries from which Imported	MONTH OF AUGUST 1955		EIGHT MONTHS ENDED AUGUST 1955		Class Number
	Quantities	Values (\$)	Quantities	Values (\$)	
TYPEWRITER PARTS					5506
100 U KINGDOM		4325		45771	
306 BELGIUM				320	
327 FRANCE				16697	
335 GERMANY W		1224		5286	
344 ITALY		181		1785	
354 NETHRLNOS				1173	
375 SWEODN		418		4098	
376 SWITZRLNO		585		2202	
400 U STATES		167942		2068809	
		174675		2146141	
MACHINERY 412A PAPER WORKING					5511
100 U KINGDOM		12997		193298	
306 BELGIUM				5635	
317 CZECHO S				2652	
318 DENMARK				4714	
327 FRANCE		165		45702	
335 GERMANY W		76677		487465	
344 ITALY		18963		36747	
354 NETHRLNDS				14904	
359 NORWAY				3450	
375 SWEODN		3848		22483	
376 SWITZRLNO		23977		30934	
380 USSR				7437	
390 GERMANY E				643	
400 U STATES		746560		6767979	
		883187		7624043	
MACHINERY 412A CELLULOSE					5512
100 U KINGDOM				131	
400 U STATES		10473		36229	
		10473		36360	
NEWSPAPER PRESSES AND PARTS					5513
NO					
100 U KINGDOM		370	1	26401	
335 GERMANY W			2	11874	
375 SWEODN			2	30327	
376 SWITZRLNO			1	19780	
380 USSR			1	12500	
400 U STATES	5	766395	23	2396136	
	5	766765	30	2497018	
FLAT BED CYL PRESSES AND PARTS					5514
NO					
100 U KINGDOM	1	1688	1	4726	
390 GERMANY E				115	
400 U STATES	1	49503	13	159092	
	2	51191	14	163933	
PRINTING PRESSES AND PARTS					5515
NO					
100 U KINGDOM	539	131751	2052	828444	
317 CZECHO S		1295	12	21359	
318 DENMARK	20	446	142	9376	
327 FRANCE	4	23840	7	54680	
335 GERMANY W	30	93647	177	452505	
354 NETHRLNDS			5	2560	
375 SWEDEN	7	21262	35	114350	
376 SWITZRLNO			27	23529	
390 GERMANY E	1	2385	1	2385	
400 U STATES	355	317206	4510	3977890	
	956	591832	6968	5487078	
TYPECASTING MACHINES AND PARTS					5516
100 U KINGDOM		146		4063	
335 GERMANY W				342	
344 ITALY				100	
400 U STATES		161125		1230434	
		161271		1234939	
TYPEMAKING ACCESSORIES AND PARTS					5517
100 U KINGDOM				684	
335 GERMANY W				149	
400 U STATES		5895		61970	
		5895		62803	
SHOVELS POWER NOT MADE CANADA					5518
NO					
400 U STATES	79	449158	530	3082711	
	79	449158	530	3082711	
SHOVELS POWER KIND MADE CANADA					5519
NO					
100 U KINGDOM	11	103419	34	453926	
224 JAMAICA			2	12624	
344 ITALY			6	45042	
381 ALASKA	1	35077	1	35077	
400 U STATES	58	1125470	423	7412936	
	70	1263966	466	7959605	
SHOVELS POWER PARTS OF					5520
100 U KINGDOM		14879		45672	
335 GERMANY W				1871	
376 SWITZRLNO				763	
381 ALASKA		1163		2605	
400 U STATES		417895		2821433	
		433937		2872344	
AIR COMPRESSING MACH AND PARTS					5521
100 U KINGDOM		37230		204908	
305 AUSTRIA		126		7405	
306 BELGIUM		80		1114	
318 DENMARK				1761	
335 GERMANY W		9612		127148	
354 NETHRLNDS				4042	
375 SWEDEN		3824		89091	
376 SWITZRLNO		259		20066	
400 U STATES		732021		4301493	
		783152		4757028	

IMPORTS INTO CANADA FOR CONSUMPTION

Articles and Countries from which Imported	MONTH OF AUGUST 1955		EIGHT MONTHS ENDED AUGUST 1955		Class Number
	Quantities	Values (\$)	Quantities	Values (\$)	
BAKERY MACHINERY AND PARTS					5522
100 U KINGDOM		45563		99269	
318 DENMARK				2958	
327 FRANCE				336	
335 GERMANY W				2623	
354 NETHRLNDS		631		1475	
375 SWEDEN		2660		2660	
400 U STATES				264	
		184105		1620406	
		232959		1729991	
BOX END MACHINERY AND PARTS					5523
COAL CARBONIZING MACH AND PTS					5524
400 U STATES		1216		56394	
		1216		56394	
SEWING MACHINES INDUSTRIAL	NO				5525
100 U KINGDOM	3	5320	214	32516	
318 DENMARK		142	8	6963	
327 FRANCE			3	3231	
335 GERMANY W	30	3491	400	33926	
344 ITALY			5	878	
354 NETHRLNDS			1	126	
376 SWITZRLND	8	1462	8	1462	
400 U STATES	176	94590	2165	874455	
	217	105005	2804	953557	
CLAY PRODUCTS MACH AND PARTS					5526
100 U KINGDOM				339	
327 FRANCE				1537	
335 GERMANY W				224	
400 U STATES		19301		74591	
		19301		76691	
COAL COKE AND GAS MACH AND PTS					5527
100 U KINGDOM				4222	
400 U STATES		4822		112366	
		4822		116588	
WASTE RECOVERY MACH AND PARTS					5528
400 U STATES		61279		267500	
		61279		267500	
COAL HANDLING MACHINES AND PTS					5529
400 U STATES		6729		75559	
		6729		75559	
CONCRETE MIXING MACH AND PARTS	NO				5530
100 U KINGDOM	4	2932	12	22665	
335 GERMANY W			9	21464	
400 U STATES	82	86549	452	799580	
	86	89481	473	843709	
DENTAL ENGINES ELECTRIC	NO				5532
100 U KINGDOM			20	5376	
335 GERMANY W			1	956	
400 U STATES	282	60520	542	158660	
	282	60520	563	164992	
DIES FOR STAMPING METAL PLATES					5533
400 U STATES				67	
				67	
HAND FIRE EXTINGUISHERS					5534
100 U KINGDOM		640		5033	
381 ALASKA				59	
400 U STATES		87957		804065	
		88597		809157	
FERTILIZER MACHINERY AND PARTS					5535
100 U KINGDOM		75446		77687	
306 BELGIUM				343	
318 DENMARK				34624	
375 SWEDEN				1576	
400 U STATES		3911		282692	
		79357		396922	
FISH PREPARING MACH AND PARTS					5536
100 U KINGDOM				6058	
335 GERMANY W		35139		198406	
400 U STATES		11429		75761	
		46568		280225	
REFRIGERATING MACH AND PARTS					5537
100 U KINGDOM		18071		92707	
318 DENMARK				10413	
335 GERMANY W				102	
400 U STATES		698858		4564223	
		716929		4667445	
LAWN MOWERS POWER	NO				5538
100 U KINGDOM	36	5894	3023	125739	
234 AUSTRALIA			2	95	
400 U STATES	312	23527	32721	1843030	
	348	29421	35746	1968864	
LAWN MOWERS N O P	NO				5539
100 U KINGDOM	303	1950	71236	472123	
400 U STATES			5862	80425	
	303	1950	77098	552548	
LEATHER MACHINERY AND PARTS					5540
100 U KINGDOM		2958		3089	
400 U STATES		41963		168419	
		44921		171508	
LOGGING MACHINERY AND PARTS					5541
100 U KINGDOM				12689	
234 AUSTRALIA				440	
335 GERMANY W		4012		7605	
347 JAPAN				15772	

IMPORTS INTO CANADA FOR CONSUMPTION

Articles and Countries from which Imported	MONTH OF AUGUST 1955		EIGHT MONTHS ENDED AUGUST 1955		Class Number
	Quantities	Values (\$)	Quantities	Values (\$)	
354 NETHRLNDS				734	
359 NORWAY				156	
375 SWEDEN				3509	
376 SWITZRLND				793	
400 U STATES		1679232		7919999	
METAL DRILLING MACH AND PARTS		1683244		7961697	5542
100 U KINGDOM		38603		239330	
306 BELGIUM				43301	
317 CZECHO S				6445	
335 GERMANY W		4031		121029	
344 ITALY				25526	
366 PORTUGAL				320	
375 SWEDEN		946		10233	
376 SWITZRLND		1606		51433	
400 U STATES		679845		4604966	
METAL GRINDING MACH AND PARTS		725031		5102583	5543
100 U KINGDOM		105365		271260	
203 B E AFR				370	
306 BELGIUM				1822	
317 CZECHO S				16772	
318 DENMARK				2905	
327 FRANCE				152	
335 GERMANY W		16107		155628	
344 ITALY				4928	
375 SWEDEN		1282		62481	
376 SWITZRLND		368		15715	
400 U STATES		300338		4188041	
METALWORKING LATHES AND PARTS		423460		4720074	5544
100 U KINGDOM		126940		660666	
203 B E AFR				2130	
306 BELGIUM		1191		1191	
317 CZECHO S				20269	
327 FRANCE				718	
335 GERMANY W		33961		290803	
344 ITALY				11807	
354 NETHRLNDS		114		114	
375 SWEDEN		1254		11441	
376 SWITZRLND		2599		13292	
400 U STATES		164974		2152527	
METAL MILLING MACHINES AND PTS		331033		3164958	5545
100 U KINGDOM		30331		237648	
203 B E AFR				4520	
306 BELGIUM				840	
317 CZECHO S				11755	
318 DENMARK				22662	
327 FRANCE				9248	
335 GERMANY W		13370		155388	
344 ITALY		113		14973	
375 SWEDEN				15776	
376 SWITZRLND		51		84754	
400 U STATES		86119		1811298	
METALWORKING PLANERS AND PARTS		129284		2368862	5546
100 U KINGDOM		1777		3878	
203 B E AFR				200	
400 U STATES		108		73054	
METALWORKING PRESSES AND PARTS		1885		77132	5547
100 U KINGDOM		98383		276254	
305 AUSTRIA				4129	
318 DENMARK				947	
327 FRANCE				735	
335 GERMANY W		21252		151434	
344 ITALY				10565	
375 SWEDEN		590		28761	
376 SWITZRLND				261	
400 U STATES		244697		2781023	
METAL ROLLING MILL MCH AND PTS		364922		3254109	5548
100 U KINGDOM		177455		438566	
335 GERMANY W				60937	
376 SWITZRLND		303		303	
400 U STATES		241967		2878871	
METAL SHAPERS SLOTTERS AND PARTS		419725		3378677	5549
100 U KINGDOM		10866		114684	
203 B E AFR				1600	
335 GERMANY W		2496		40493	
375 SWEDEN				13203	
376 SWITZRLND				7093	
400 U STATES		125732		719207	
METALWORKING MCH N O P AND PTS		139094		896280	5550
100 U KINGDOM		85716		233820	
203 B E AFR				455	
305 AUSTRIA				234	
318 DENMARK				822	
327 FRANCE		625		920	
335 GERMANY W		29204		549293	
344 ITALY				1199	
375 SWEDEN		3973		14371	
376 SWITZRLND				19116	

IMPORTS INTO CANADA FOR CONSUMPTION

Articles and Countries from which Imported	MONTH OF AUGUST 1955		EIGHT MONTHS ENDED AUGUST 1955		Class Number
	Quantities	Values (\$)	Quantities	Values (\$)	
400 U STATES		978395		7946609	
MOTION PICTURE PROJECTORS		1097913		8766839	
100 U KINGDOM		11247		70907	5551
305 AUSTRIA				29745	
327 FRANCE		1244		2925	
335 GERMANY W		3944		15061	
347 JAPAN				345	
354 NETHRLNDS				323	
375 SWEODEN		206		206	
376 SWITZRLNO		5423		11093	
381 ALASKA		94		94	
400 U STATES		201900		1720838	
CRANES ETC NOT MADE IN CANAOA	NO	224058		1851537	5552
100 U KINGDOM	5	22944	28	70743	
335 GERMANY W			2	24028	
354 NETHRLNDS			7	8983	
375 SWEODEN	6	3511	28	16882	
400 U STATES	58	54997	587	572923	
CRANES ETC KIND MADE IN CANAOA	NO	69	652	693559	5553
100 U KINGDOM	37	27635	185	170715	
335 GERMANY W			12	16332	
344 ITALY			1	3794	
347 JAPAN			2	1271	
354 NETHRLNDS			1	147	
359 NORWAY			34	18282	
375 SWEDEN	2	91994	11	152144	
400 U STATES	261	420124	2461	2551168	
CRANES HOISTS ETC NOP PARTS OF	300	539753	2707	2913853	5554
100 U KINGDOM		25066		131046	
335 GERMANY W		3219		7445	
375 SWEODEN				103	
400 U STATES		194151		926696	
OZONE GENERATORS AND PARTS		222436		1065290	5555
100 U KINGDOM				1300	
327 FRANCE				996	
400 U STATES				4963	
PAPER MILL MACHINES AND PARTS				7259	5556
100 U KINGDOM		53104		667007	
327 FRANCE				2967	
335 GERMANY W		6299		33295	
375 SWEODEN		2050		44251	
400 U STATES		473393		2388783	
PULP MILL MACHINES AND PARTS		534846		3136303	5557
100 U KINGDOM				3118	
326 FINLAND		1898		1898	
335 GERMANY W				80735	
375 SWEODEN				80584	
400 U STATES		165280		762194	
POWER PUMPS N O P AND PARTS	NO	167878		928529	5558
100 U KINGDOM	362	39460	2223	435822	
318 DENMARK			1	375	
327 FRANCE	1	1152	5	19114	
335 GERMANY W	16	3681	57	14106	
344 ITALY	1	1672	1	1672	
354 NETHRLNDS			1	1548	
375 SWEODEN	5	1369	33	12852	
376 SWITZRLNO	2	2103	6	9896	
400 U STATES	3611	724741	29396	5557541	
RIFLE MAKING MACHINERY	3998	774178	31723	6052926	5559
ROAD MAKING MACHINERY AND PTS					5560
100 U KINGDOM		93462		181653	
224 JAMAICA				12787	
376 SWITZRLNO				4434	
381 ALASKA				3500	
400 U STATES		761066		4784824	
TRENCH AND DITCH MACH AND PTS		854528		4987198	5561
100 U KINGDOM				15498	
400 U STATES		3971		36800	
ROLLERS STREET ROAD AND PARTS	NO	3971		52298	5562
100 U KINGDOM	7	34706	33	131884	
400 U STATES	67	197577	350	974296	
ROLLS CAST FOR ROLLING STEEL	74	232283	383	1106180	5563
100 U KINGDOM		551		62467	
400 U STATES		97121		761859	
SAWMILL MACHINERY AND PARTS		97672		824326	5564
306 BELGIUM		2685		27259	
335 GERMANY W		1707		168892	
375 SWEDEN		29705		31221	
400 U STATES		77801		435075	
		111898		662447	

IMPORTS INTO CANADA FOR CONSUMPTION

Articles and Countries from which Imported	MONTH OF AUGUST 1955		EIGHT MONTHS ENDED AUGUST 1955		Class Number	
	Quantities	Values (\$)	Quantities	Values (\$)		
SCRAPERS RAILWAY OR ROAD					5565	
100 U KINGDOM				300		
400 U STATES		55822		925192		
				925492		
SHOE MACHINERY AND PARTS					5566	
100 U KINGDOM		1400		8835		
318 DENMARK		1183		5620		
327 FRANCE				5105		
335 GERMANY W		3684		16261		
344 ITALY		8904		11406		
354 NETHRLNDS				341		
375 SWEDEN				5058		
400 U STATES		55844		411751		
		71015		464377		
ROLLS CAST FOR ROLLING PAPER					5567	
100 U KINGDOM		23757		75575		
400 U STATES		9321		161829		
		33078		237404		
STAVE MAKING MACH AND PARTS					5568	
335 GERMANY W				432		
400 U STATES				902		
				1334		
STREET CLEANING MACH AND PARTS					5569	
100 U KINGDOM				54		
400 U STATES		73830		587688		
		73830		587742		
BEEET SUGAR MACHINERY AND PARTS					5570	
335 GERMANY W		219		219		
400 U STATES		12813		106567		
		13032		106786		
VENEER DRYING MACHINES AND PTS					5571	
400 U STATES		1314		67763		
		1314		67763		
WATER METERS N O P AND PARTS	NO				5572	
100 U KINGDOM			151	5768		
376 SWITZRLND			1	209		
400 U STATES	220	13193	271	45186		
	220	13193	423	51163		
WATER TURBINES AND PARTS					5573	
100 U KINGDOM		4306		20982		
359 NORWAY				12148		
375 SWEDEN				221		
400 U STATES		2417		339419		
		6723		372770		
WIRE STITCHER STAPLERS AND PTS					5574	
100 U KINGDOM		4894		11319		
305 AUSTRIA				3029		
335 GERMANY W		615		5760		
344 ITALY				145		
354 NETHRLNDS				168		
375 SWEDEN				14715		
400 U STATES		80864		538751		
		86373		573887		
YARN CORD FABRIC MACH AND PTS					5575	
100 U KINGDOM		185492		1314833		
306 BELGIUM		467		28145		
317 CZECHO S		2927		11033		
318 DENMARK				5287		
327 FRANCE		750		5828		
335 GERMANY W		7954		70219		
344 ITALY				3994		
347 JAPAN				3303		
354 NETHRLNDS				3485		
375 SWEDEN				749		
376 SWITZRLND		42780		137632		
400 U STATES		968678		7761834		
		1209048		9346342		
ALL MACHINERY N D P AND PARTS						5576
100 U KINGDOM		1171660		5895444		
221 B GUIANA				1000		
234 AUSTRALIA				415		
305 AUSTRIA				2427		
306 BELGIUM		13841		76458		
316 CUBA		119		119		
317 CZECHO S				3167		
318 DENMARK		1747		238621		
326 FINLAND				2355		
327 FRANCE		25836		100452		
335 GERMANY W		110577		989122		
341 ICELAND				968		
344 ITALY		39395		92497		
347 JAPAN		476		15037		
352 MEXICO		1634		2258		
354 NETHRLNDS		1628		58376		
359 NORWAY		2069		3763		
375 SWEDEN		40793		196121		
376 SWITZRLND		8353		99702		
381 ALASKA		604		1449		
400 U STATES		8024416		53518007		
		9443148		61297758		
CIGARETTE CIGAR MACH AND PARTS					5577	
100 U KINGDOM		155617		791081		
327 FRANCE				322		
335 GERMANY W				3370		
375 SWEDEN		23350		24723		
400 U STATES		35795		199308		
		214762		1018804		

IMPORTS INTO CANADA FOR CONSUMPTION

Articles and Countries from which Imported	MONTH OF AUGUST 1955		EIGHT MONTHS ENDED AUGUST 1955		Class Number
	Quantities	Values (\$)	Quantities	Values (\$)	
VENEER OR PLYWOOD MACH AND PTS					5578
100 U KINGDOM		4097		20234	
335 GERMANY W		237		10194	
375 SWEDEN				630	
400 U STATES		15830		272025	
		20164		303083	
PURIFIERS FOR FISH OILS					5579
400 U STATES		1399		3369	
		1399		3369	
FORGED STEEL ROLLS					5580
100 U KINGDOM		17099		104477	
335 GERMANY W		244		244	
400 U STATES		132476		873950	
		156819		978671	
FIXED METERS GAUGES FOR LIQUID					5581
100 U KINGDOM		3324		9342	
327 FRANCE				278	
400 U STATES		56890		337734	
		60214		347354	
AIR CONDITIONING APPARATUS NOP					5582
100 U KINGDOM		12224		128859	
327 FRANCE				4182	
335 GERMANY W				7798	
347 JAPAN				292	
354 NETHRLNDS		684		6671	
375 SWEDEN		3398		3581	
400 U STATES		594565		4411781	
		610871		4563164	
DIES IN THE ROUGH					5583
100 U KINGDOM				1931	
335 GERMANY W				513	
400 U STATES		4992		35467	
		4992		37911	
BOTTLING MACHINES AND PARTS					5584
100 U KINGDOM				16220	
335 GERMANY W		1427		7151	
400 U STATES		75063		1470619	
		76490		1493990	
BULLDOZERS EARTHMOVERS AND PTS					5585
100 U KINGDOM	NO		26	141600	
381 ALASKA		33878		4535	
400 U STATES			1490	9090023	
		216	1390616	9236158	
		225	1424494	1516	
CONVEYING EQUIPMENT AND PARTS					5586
100 U KINGDOM		15288		481494	
306 BELGIUM				5285	
335 GERMANY W		428		7240	
354 NETHRLNDS		2025		3732	
359 NORWAY				4133	
375 SWEDEN		20073		47006	
376 SWITZRLND		5114		5114	
381 ALASKA				527	
400 U STATES		571659		3444574	
		614587		3999105	
POWER JACKS AND PARTS					5587
100 U KINGDOM	NO		500	22776	
306 BELGIUM	17	5231	1	501	
335 GERMANY W			18	497	
375 SWEDEN			179	2000	
400 U STATES			33661	863486	
		3500	34359	889260	
		3517	117987		
STONE CRUSHING MACH AND PARTS					5588
100 U KINGDOM		7165		7423	
335 GERMANY W				4580	
400 U STATES		415759		2137196	
		422924		2149199	
WOODWORKING MACH AND PARTS NOP					5589
100 U KINGDOM		60044		267480	
305 AUSTRIA				17337	
306 BELGIUM		2993		27179	
317 CZECHO S				2914	
318 DENMARK				23446	
327 FRANCE				3431	
335 GERMANY W		23541		135172	
344 ITALY		653		743	
354 NETHRLNDS				544	
375 SWEDEN		10089		36256	
376 SWITZRLND		496		4010	
400 U STATES		227720		2714035	
		325536		3232547	
AIR CONDITIONERS ROOM SIZE					5590
400 U STATES	NO		4809	639821	
		745	105192	4809	639821
SPRINGS FOR SURGICAL TRUSSES					5591
400 U STATES	LB		40	78	
			40	78	
SPRINGS FOR RAILWAY VEHICLES					5592
100 U KINGDOM		154		368	
400 U STATES		3570		31843	
		3724		32211	
SPRINGS FOR OTHER VEHICLES					5593
100 U KINGDOM				380	
400 U STATES		841		16563	
		841		16943	
SPRINGS FOR FURNITURE					5594
400 U STATES		17747		112421	
		17747		112421	

IMPORTS INTO CANADA FOR CONSUMPTION

Articles and Countries from which Imported	MONTH OF AUGUST 1955		EIGHT MONTHS ENDED AUGUST 1955		Class Number
	Quantities	Values (\$)	Quantities	Values (\$)	
SPRINGS FOR CLOCKS					
335 GERMANY W				461	5595
400 U STATES				2502	
				2963	
BATHS BATHTUBS IRON OR STEEL					5600
100 U KINGDOM		877		6111	
335 GERMANY W		20356		105664	
400 U STATES		67750		510983	
		88983		622758	
BASINS CLOSETS SINKS					5601
100 U KINGDOM		15473		143065	
335 GERMANY W				19412	
375 SWEDEN				24747	
376 SWITZRLNO		6750		6750	
400 U STATES		217156		1274684	
		239379		1468658	
CONTAINERS TINPLATE FOR FOOD					5602
400 U STATES		104423		699156	
		104423		699156	
CONTAINERS TINPLATE N O P					5603
100 U KINGDOM		2475		24142	
309 BRAZIL				181	
335 GERMANY W		117		231	
354 NETHRLNDS		438		1716	
381 ALASKA				119	
400 U STATES		188460		990296	
		191490		1016685	
HOLLOW WARE ENAMELLED IRON					5604
100 U KINGDOM		3525		26833	
306 BELGIUM				1776	
318 DENMARK		636		932	
335 GERMANY W		140		1048	
354 NETHRLNDS				1285	
375 SWEDEN				214	
389 IRELAND				262	
400 U STATES		18578		266138	
		22879		298488	
HOLLOW WARE IRON N O P					5605
100 U KINGDOM		12431		79085	
306 BELGIUM		1289		1431	
318 DENMARK		65		2189	
327 FRANCE		178		2161	
335 GERMANY W		2737		10933	
344 ITALY				684	
347 JAPAN		10049		21799	
354 NETHRLNDS		128		2592	
375 SWEDEN		1616		4534	
400 U STATES		343592		2366757	
		372085		2492165	
KITCHEN DAIRY HOLLOW WARE TIN					5606
100 U KINGDOM		1728		4070	
335 GERMANY W		10755		28489	
347 JAPAN		1198		1325	
400 U STATES		16612		219732	
		30293		253616	
MFRS OF TIN AND TINPLATE N O P					5607
100 U KINGDOM		12758		101102	
231 HONG KONG		660		1550	
234 AUSTRALIA				284	
309 BRAZIL				251	
318 DENMARK				143	
327 FRANCE		1340		2132	
335 GERMANY W		3466		14307	
347 JAPAN				1753	
352 MEXICO		462		788	
354 NETHRLNDS		1707		9598	
359 NORWAY				409	
376 SWITZRLNO				156	
400 U STATES		273596		1944104	
		293282		2076577	
ANVILS AND VISES					5621
100 U KINGDOM		12006		92346	
335 GERMANY W		3585		10986	
347 JAPAN				271	
375 SWEDEN		482		653	
376 SWITZRLND				117	
400 U STATES		13580		115718	
		29653		220091	
AUGERS BITS AND DRILLS					5622
100 U KINGDOM		105854		487309	
234 AUSTRALIA		3916		24582	
305 AUSTRIA				1965	
318 DENMARK				912	
327 FRANCE				8025	
335 GERMANY W		25418		120187	
344 ITALY				271	
347 JAPAN		614		3411	
354 NETHRLNDS				1248	
375 SWEDEN		1378		9126	
376 SWITZRLNO				678	
400 U STATES		121814		787778	
		258994		1445492	
AXES					5623
100 U KINGDOM	00Z	33	483	421	6065
335 GERMANY W		196	1785	707	6388
375 SWEDEN		620	5965	3472	34314

IMPORTS INTO CANADA FOR CONSUMPTION

Articles and Countries from which Imported	MONTH OF AUGUST 1955		EIGHT MONTHS ENDED AUGUST 1955		Class Number
	Quantities	Values (\$)	Quantities	Values (\$)	
400 U STATES	76	1715	661	13051	
FILES N O P AND RASPS	925	9948	5261	59818	5624
100 U KINGDOM	4904	14823	23356	67344	
335 GERMANY W	304	615	1180	4019	
347 JAPAN			600	587	
366 PORTUGAL			1812	3659	
375 SWEDEN			3945	8651	
376 SWITZRLND			452	1244	
400 U STATES	6070	35691	35117	201183	
HACK SAW BLADES	11278	51129	66462	286687	5625
100 U KINGDOM		7901		48468	
305 AUSTRIA				439	
335 GERMANY W		791		12667	
375 SWEDEN				758	
400 U STATES		8857		84450	
SAWS N O P		17549		146782	5626
100 U KINGDOM		5271		42826	
305 AUSTRIA		478		966	
306 BELGIUM				377	
327 FRANCE				1684	
335 GERMANY W		9516		70206	
347 JAPAN				237	
359 NORWAY		3336		6723	
375 SWEDEN		15846		148419	
400 U STATES		21740		219270	
WRENCHES		56187		490708	5627
100 U KINGDOM		2904		32788	
234 AUSTRALIA				67	
305 AUSTRIA				2276	
318 DENMARK				771	
335 GERMANY W		25345		152976	
347 JAPAN		1350		2792	
354 NETHRLNDS				834	
359 NORWAY		257		257	
375 SWEDEN				1427	
376 SWITZRLND				435	
400 U STATES		181100		1300218	
ADZES CLEAVERS HATCHETS PLANES		210956		1494841	5628
100 U KINGDOM		15959		116277	
234 AUSTRALIA				2418	
305 AUSTRIA				58	
306 BELGIUM				2547	
317 CZECHO S		1553		1621	
327 FRANCE				496	
335 GERMANY W		24628		156637	
344 ITALY				1051	
347 JAPAN		783		3805	
354 NETHRLNDS				249	
375 SWEDEN		8963		52400	
376 SWITZRLND		69		319	
381 ALASKA				217	
400 U STATES		86151		709196	
ENGINEERS PRECISION TOOLS		138106		1047291	5629
100 U KINGDOM		22548		230670	
207 UN SD AFR				110	
234 AUSTRALIA		559		1127	
305 AUSTRIA				1155	
317 CZECHO S		548		548	
318 DENMARK		555		2593	
327 FRANCE		88		942	
335 GERMANY W		46112		211602	
344 ITALY		320		1851	
347 JAPAN		12519		89656	
354 NETHRLNDS		208		585	
375 SWEDEN		2278		44053	
376 SWITZRLND		17413		152299	
381 ALASKA		138		363	
400 U STATES		421196		3339185	
TOOLS N O P		524482		4076739	5630
100 U KINGDOM		52516		308558	
203 B E AFR				440	
231 HONG KONG				333	
234 AUSTRALIA				6247	
305 AUSTRIA		379		3593	
317 CZECHO S		287		1574	
318 DENMARK		379		2153	
327 FRANCE		736		21623	
335 GERMANY W		32752		198809	
344 ITALY		529		3119	
347 JAPAN		4979		25585	
354 NETHRLNDS		1003		9384	
359 NORWAY				13879	
375 SWEDEN		1965		21983	
376 SWITZRLND		1265		4725	
384 P RICO				959	
400 U STATES		502305		3699997	
FILES MANICURE		592025		4322961	5631
100 U KINGDOM		336		2336	

IMPORTS INTO CANADA FOR CONSUMPTION

Articles and Countries from which Imported	MONTH OF AUGUST 1955		EIGHT MONTHS ENDED AUGUST 1955		Class Number
	Quantities	Values (\$)	Quantities	Values (\$)	
327 FRANCE		109		333	
335 GERMANY W		774		6056	
400 U STATES		2272		12252	
		3498		20977	
TOOLS FOR USE IN MACHINES					5632
100 U KINGDOM		49560		283720	
234 AUSTRALIA		762		2527	
305 AUSTRIA		68		1911	
306 BELGIUM		222		328	
327 FRANCE		95		311	
335 GERMANY W		4335		64512	
344 ITALY		701		947	
354 NETHRLNDS				144	
375 SWEDEN		252		12685	
376 SWITZRLND		3299		12507	
400 U STATES		430683		2979519	
		489277		3359111	
AUTOMOBILES FREIGHT NEW	NO				5641
100 U KINGDOM	33	112750	360	475738	
306 BELGIUM			5	4875	
335 GERMANY W	77	75765	684	679921	
400 U STATES	888	3241191	4634	17982274	
	998	3429706	5683	19142808	
AUTOS PASS NEW UNDER 1200 DOL	NO				5642
100 U KINGDOM	1542	1456320	10801	10192884	
306 BELGIUM			4	3944	
317 CZECHO S	4	3120	6	4721	
327 FRANCE			7	5369	
335 GERMANY W	461	349330	3611	2722788	
354 NETHRLNDS			1	1128	
400 U STATES	559	659918	847	995335	
	2566	2468688	15277	13926169	
AUTOS PASS NEW 1200 TO 2100DOL	NO				5643
100 U KINGDOM	60	85809	590	824902	
335 GERMANY W	8	13645	43	73159	
400 U STATES	2524	3976674	9462	15819196	
	2592	4076128	10095	16717257	
AUTOS PASS NEW N O P	NO				5644
100 U KINGDOM	37	98440	187	506651	
335 GERMANY W	4	12681	15	55867	
400 U STATES	618	1588286	8211	21676875	
	659	1699407	8413	22239393	
MOTOR DMNIBUSES NEW	NO				5645
335 GERMANY W	14	16142	74	93661	
400 U STATES	65	360368	209	2732827	
	79	376510	283	2826488	
PARTS OF MOTOR BUS BODIES 438 I					5646
100 U KINGDOM		2774		12032	
335 GERMANY W				2951	
400 U STATES		216660		2723077	
		219434		2738060	
AXLES BRAKES CLUTCHES TRUCK					5648
100 U KINGDOM		3737		17381	
305 AUSTRIA				715	
335 GERMANY W		110		2477	
400 U STATES		1289547		10402005	
		1293394		10422578	
AUTOMOBILE PARTS N O P					5650
100 U KINGDOM		343795		1876605	
220 BERMUDA				1279	
234 AUSTRALIA		427		1500	
305 AUSTRIA				690	
317 CZECHO S		424		541	
327 FRANCE				4368	
335 GERMANY W		11294		181238	
354 NETHRLNDS				4453	
375 SWEDEN				3333	
376 SWITZRLND				148	
381 ALASKA				1161	
400 U STATES		12800450		163500476	
		13156390		165575792	
BICYCLES N O P	NO				5651
100 U KINGDOM	7967	152377	66892	1328361	
306 BELGIUM			9	231	
327 FRANCE	104	2408	1319	23357	
335 GERMANY W	433	7544	1514	24540	
344 ITALY			429	11136	
354 NETHRLNDS			459	9423	
400 U STATES	80	1202	1252	19224	
	8584	163531	71874	1416272	
BICYCLE PARTS					5652
100 U KINGDOM		58529		355005	
327 FRANCE				1172	
335 GERMANY W		7433		29121	
344 ITALY				50	
347 JAPAN				4305	
354 NETHRLNDS				190	
375 SWEDEN		724		2701	
400 U STATES		531		10295	
		67217		402839	
CARS RAILWAY BOX AND FLAT	NO				5653
100 U KINGDOM			12	9880	
400 U STATES	3	4113	117	137764	
	3	4113	129	147644	

IMPORTS INTO CANADA FOR CONSUMPTION

Articles and Countries from which Imported	MONTH OF AUGUST 1955		EIGHT MONTHS ENDED AUGUST 1955		Class Number
	Quantities	Values (\$)	Quantities	Values (\$)	
CARS RAILWAY PASSENGER	NO				
400 U STATES	3	280725	68	8101701	5654
	3	280725	68	8101701	
CARS RAILWAY TANK	NO				
400 U STATES	2	8061	7	22188	5655
	2	8061	7	22188	
CARS RAILWAY N O P	NO				
100 U KINGDOM	72	19559	106	37119	5656
400 U STATES	2	268650	159	2960920	
	74	288209	265	2998039	
CARS RAILWAY PARTS OF					
100 U KINGDOM		63		33918	5657
400 U STATES		111549		1163442	
		111612		1197360	
MOTOR RAIL CARS AND PARTS	NO				
100 U KINGDOM		71	6	117164	5658
381 ALASKA				293	
400 U STATES	1	188076	9	1151336	
	1	188147	15	1268793	
MOTOR CYCLES SIDE CARS AND PTS	NO				
100 U KINGDOM	89	57327	1079	474331	5660
305 AUSTRIA		273	2	2249	
306 BELGIUM			2	217	
317 CZECHOS			83	14716	
327 FRANCE				143	
335 GERMANY W	8	2794	290	63897	
344 ITALY	32	6782	145	30176	
354 NETHRLNDS			16	1380	
375 SWEDEN	1	150	1	150	
400 U STATES	30	33417	259	257211	
	160	100743	1877	844470	
MOTOR VEHICLES N O P	NO				
100 U KINGDOM	49	67663	157	256670	5661
306 BELGIUM			1	980	
327 FRANCE			4	6284	
335 GERMANY W	2	1587	5	4992	
344 ITALY	1	782	1	782	
347 JAPAN			1	1700	
352 MEXICO			1	636	
354 NETHRLNDS			1	50	
376 SWITZRLND			1	960	
381 ALASKA	1	418	2	514	
400 U STATES	111	181421	936	1547849	
	164	251871	1110	1821417	
TRACTION ENGINES N O P AND PARTS	NO				
400 U STATES				829	5663
				829	
TRICYCLES N O P	NO				
100 U KINGDOM			141	1344	5664
335 GERMANY W			300	2985	
344 ITALY			12	67	
347 JAPAN			100	177	
400 U STATES	3966	13399	19013	69370	
	3966	13399	19566	73943	
FRAMES FOR BICYCLES	NO				
100 U KINGDOM			238	1429	5670
			238	1429	
TRUCKS BODIES FOR STREET CARS					5671
FACTORY WAREHOUSE TRUCKS MOTOR	NO				
100 U KINGDOM	14	26467	59	147209	5672
335 GERMANY W	1	2275	1	2275	
375 SWEDEN			2	354	
400 U STATES	217	922066	1531	6145257	
	232	950808	1593	6295095	
ROLLER BEARINGS AND PARTS NDP					
100 U KINGDOM		92132		391132	5680
305 AUSTRIA				5269	
327 FRANCE				2515	
335 GERMANY W		13604		108425	
375 SWEDEN		7061		470314	
376 SWITZRLND		6734		7346	
400 U STATES		402038		2698316	
		521569		3683317	
ANCHORS FOR VESSELS	CWT				
100 U KINGDOM	93	808	1424	16564	5681
400 U STATES	79	4041	1537	41110	
	172	4849	2961	57674	
BALL AND ROLR BRNGS FOR AUTOS					
100 U KINGDOM		7018		41572	5682
327 FRANCE		2060		6875	
335 GERMANY W		2062		8872	
375 SWEDEN				988	
400 U STATES		149130		1905635	
		160270		1963942	
BALLS ROLLERS FOR BEARINGS					
100 U KINGDOM				1937	5683
335 GERMANY W		4289		12617	
375 SWEDEN		68		61112	
400 U STATES		50184		309295	
		54541		384961	
BURNISHING BALLS					
100 U KINGDOM		1500		3301	5684
400 U STATES		117		7447	
		1617		10748	

IMPORTS INTO CANADA FOR CONSUMPTION

Articles and Countries from which Imported	MONTH OF AUGUST 1955		EIGHT MONTHS ENDED AUGUST 1955		Class Number	
	Quantities	Values (\$)	Quantities	Values (\$)		
BALL BEARINGS AND PARTS N O P					5685	
100 U KINGDOM		43483		279938		
305 AUSTRIA		13254		32738		
306 BELGIUM		74		74		
327 FRANCE		80		1534		
335 GERMANY W		28486		192043		
375 SWEDEN		16866		243213		
376 SWITZRLND		193		449		
400 U STATES		304220		255542		
		406656		3305531		
BOTTLES STEEL FOR GAS					5686	
100 U KINGDOM		6096		117121		
220 BERMUDA		2330		8130		
224 JAMAICA		164		648		
227 BAHAMAS				830		
334 ST PIERRE				60		
381 ALASKA				141		
400 U STATES		116693		615227		
		125283		742157		
BAYONETS SWORDS FOILS MASKS					5687	
100 U KINGDOM		1410		9997		
327 FRANCE				119		
335 GERMANY W				537		
400 U STATES		182		1271		
		1592		11924		
MATERIALS FOR CREAM SEPARATORS					5688	
DRUMS CYLINDERS BARRELS TANKS					5690	
100 U KINGDOM		17737		175518		
224 JAMAICA				4881		
335 GERMANY W				19661		
381 ALASKA		60		4281		
400 U STATES		215601		1601518		
		233398		1805859		
FRAMES FOR PURSES RETICULES					5691	
100 U KINGDOM		8821		50515		
306 BELGIUM		3221		37287		
327 FRANCE		395		1587		
335 GERMANY W		8814		53821		
344 ITALY		1503		3920		
372 SPAIN				828		
400 U STATES		13128		115720		
		35882		263678		
FURNITURE OF METAL					5692	
100 U KINGDOM		35826		179598		
231 HONG KONG				269		
318 DENMARK		1504		4106		
327 FRANCE		1011		1577		
335 GERMANY W		2491		9808		
344 ITALY		694		2040		
347 JAPAN		403		1324		
354 NETHRLNDS		948		5604		
372 SPAIN		242		443		
375 SWEDEN		1121		3710		
376 SWITZRLND		568		6044		
381 ALASKA				500		
400 U STATES		707420		4554580		
		752228		4769603		
MATERIALS FOR BUOYS						5693
100 U KINGDOM				5336		
375 SWEDEN				2073		
400 U STATES				45659		
				53068		
GOLF SHAFTS OF SEAMLESS STEEL					5694	
100 U KINGDOM		13227		89269		
400 U STATES				12138		
		13227		101407		
MATERIALS FOR RIFLES					5695	
METAL PARTS FOR SHOTGUNS					5696	
400 U STATES				1627		
				1627		
GUN BARRELS ROUGH BORED					5697	
400 U STATES				1710		
				1710		
GUNS RIFLES AIR GUNS FIREARMS					5698	
100 U KINGDOM		5683		34843		
305 AUSTRIA				329		
306 BELGIUM		1309		4988		
317 CZECHO S				1634		
318 DENMARK				268		
326 FINLAND				249		
327 FRANCE		811		4635		
335 GERMANY W		686		9801		
344 ITALY				1604		
347 JAPAN				173		
372 SPAIN				2381		
376 SWITZRLND		302		1000		
381 ALASKA		100		100		
400 U STATES		80126		362140		
		89017		424145		
GUNS NOT MADE IN CANADA					5699	
100 U KINGDOM		4345		32476		
305 AUSTRIA				4591		
306 BELGIUM		7306		84970		
317 CZECHO S		445		5049		

IMPORTS INTO CANADA FOR CONSUMPTION

Articles and Countries from which Imported	MONTH OF AUGUST 1955		EIGHT MONTHS ENDED AUGUST 1955		Class Number
	Quantities	Values (\$)	Quantities	Values (\$)	
318 DENMARK				795	
326 FINLAND				505	
327 FRANCE				1808	
335 GERMANY W		3350		17004	
344 ITALY		710		2316	
354 NETHRLNDS				217	
372 SPAIN		713		6197	
375 SWEDEN		5838		62275	
376 SWITZRLND		730		1781	
384 P RICO				765	
390 GERMANY E				256	
400 U STATES		498782		2034652	
		522219		2255657	
KNIFE FORK SCISSORS BLANKS					5700
100 U KINGDOM				384	
400 U STATES		6691		67344	
		6691		67728	
METAL PARTS LOOSELEAF BINDERS					5701
100 U KINGDOM		8599		45868	
390 GERMANY E				105	
400 U STATES		24954		254588	
		33553		300561	
MAGIC LANTERNS AND SLIDES					5702
100 U KINGDOM		446		25000	
327 FRANCE				237	
335 GERMANY W		1456		8787	
347 JAPAN		276		695	
400 U STATES		52861		467137	
		55039		501856	
PRESSED STEEL BELT PULLEYS					5703
100 U KINGDOM		330		4440	
400 U STATES		21067		100284	
		21397		104724	
RAILWAY TIES FISH PLATES IRON	CWT				5704
100 U KINGDOM			15476	91157	
306 BELGIUM			211	1247	
335 GERMANY W			12	61	
354 NETHRLNDS			28	154	
381 ALASKA			40	137	
400 U STATES		5144	45043	266938	
		5144	19024	60810	
		19024		359694	
RAILWAY INTERSECTION LAYOUTS					5705
100 U KINGDOM				566	
381 ALASKA				210	
400 U STATES		7314		66607	
		7314		67383	
SAFES AND DOORS FOR VAULTS					5706
100 U KINGDOM		17900		150336	
335 GERMANY W				7712	
359 NORWAY		297		1792	
400 U STATES		82312		680832	
		100509		840672	
SCALES BALANCES WEIGHING BEAMS					5707
100 U KINGDOM		21504		48667	
306 BELGIUM		64		20914	
317 CZECHO S		148		148	
335 GERMANY W		4930		130534	
354 NETHRLNDS				7008	
359 NORWAY				315	
375 SWEDEN		1166		14482	
376 SWITZRLND		3100		23839	
400 U STATES		205884		2007328	
		236796		2253235	
STEEL WOOL					5708
100 U KINGDOM				1439	
400 U STATES		8870		92266	
		8870		93705	
LATH OF IRON OR STEEL	CWT				5709
100 U KINGDOM		322	2883	29468	
400 U STATES		1095	11660	138529	
		1417	14543	167997	
VALVES IRON OR STEEL N O P					5713
100 U KINGDOM		29694		345055	
305 AUSTRIA		1552		3289	
318 DENMARK		189		378	
335 GERMANY W		1968		9087	
354 NETHRLNDS		3510		7773	
375 SWEDEN				609	
400 U STATES		697928		4393397	
		734841		4759588	
MANUFACTURES OF IRON STEEL NOP					5714
100 U KINGDOM		627492		3341290	
225 TRINIDAD				672	
231 HONG KONG		55		129	
305 AUSTRIA		1280		7567	
306 BELGIUM		930		5338	
318 DENMARK		296		3087	
327 FRANCE		4139		32253	
335 GERMANY W		37110		293032	
344 ITALY		4353		230680	
347 JAPAN		15282		76002	
354 NETHRLNDS		12973		69111	
359 NORWAY		13022		29670	
372 SPAIN		50		531	
375 SWEDEN		26524		185216	
376 SWITZRLND		2210		26423	

IMPORTS INTO CANADA FOR CONSUMPTION

Articles and Countries from which Imported	MONTH OF AUGUST 1955		EIGHT MONTHS ENDED AUGUST 1955		Class Number
	Quantities	Values (\$)	Quantities	Values (\$)	
381 ALASKA		800		2302	
384 P RICO				709	
390 GERMANY E		157		157	
400 U STATES		5568571		37458550	
COOKING STOVES COAL OR WOOD	ND	6315244		41762719	5715
100 U KINGDOM			48	5488	
400 U STATES	227	7653	835	24799	
COOKING STOVES ELEC OVER 25DOL	NO	7653	883	30287	5716
100 U KINGDOM			1	123	
400 U STATES	1641	198212	13919	1683428	
COOKING STOVES GAS OVER 10 DOL	NO	198212	13920	1683551	5717
100 U KINGDOM			2	66	
335 GERMANY W	3	576	3	576	
400 U STATES	1995	172307	17095	1371770	
COOKING STOVES OIL OVER 10 DOL	NO	172883	17100	1372412	5718
100 U KINGDOM			1	56	
400 U STATES	123	4959	1911	75486	
FURNACES DOMESTIC HOT WATER		4959	1912	75542	5719
400 U STATES		136136		456901	
FURNACES DOMESTIC WARM AIR	NO	136136		456901	5720
400 U STATES	4105	591096	19425	2656411	
OIL BURNERS	NO	591096	19425	2656411	5721
100 U KINGDOM			6	2389	
400 U STATES	629	57468	5160	493840	
RADIATORS CAST IRON	SQ FT	57468	5166	496229	5722
400 U STATES	256	128	17014	7004	
ELECTRIC COOKING APPARATUS NOP		128	17014	7004	5723
100 U KINGDOM		30785		131876	
305 AUSTRIA				875	
335 GERMANY W		174		3041	
344 ITALY		3264		3418	
376 SWITZRLND				867	
400 U STATES		283940		2017012	
HEATING COOKING APPARATUS NOP		318163		2157089	5724
100 U KINGDOM		3101		14792	
335 GERMANY W				6449	
354 NETHRLNDS				230	
375 SWEDEN				2266	
381 ALASKA		240		240	
400 U STATES		271924		1308876	
PARTS HEATING AND COOKING APP		275265		1332853	5725
100 U KINGDOM		9789		20608	
318 DENMARK		440		440	
335 GERMANY W		1036		3631	
375 SWEDEN		169		4226	
400 U STATES		901891		7078644	
OVENS COMMERCIAL BAKERY		913325		7107549	5726
100 U KINGDOM		10123		122763	
400 U STATES		31551		343450	
GAS STOVE THERMOSTATS LIGHTERS		41674		466213	5727
100 U KINGDOM				462	
400 U STATES		4018		56093	
HEATERS OIL 20 DOLLARS OR OVER	NO	4018		56555	5728
100 U KINGDOM	6	170	10	277	
306 BELGIUM			3	113	
400 U STATES	3507	147655	15197	653116	
METAL STAMPINGS FOR BATHTUBS	CWT	147825	15210	653506	5729
400 U STATES	8588	163988	57742	973966	
INDUSTRIAL FURNACES AND PARTS		163988	57742	973966	5730
100 U KINGDOM		104292		179601	
335 GERMANY W				2867	
375 SWEDEN				836	
376 SWITZRLND				745	
400 U STATES		154979		1284179	
RANGE OIL BURNERS	NO	252271		1468228	5731
400 U STATES	169	5791	997	32576	
WATER HEATER PARTS		5791	997	32576	5733
100 U KINGDOM		109		1757	
335 GERMANY W				1284	
400 U STATES		58097		222069	
WATER HEATERS GAS	NO	58206		225110	5734
100 U KINGDOM	185	11492	418	24489	
335 GERMANY W			432	20942	
354 NETHRLNDS	76	3931	203	9361	
400 U STATES	1953	102607	11077	554856	
	2214	118030	12130	609648	

IMPORTS INTO CANADA FOR CONSUMPTION

Articles and Countries from which Imported	MONTH OF AUGUST 1955		EIGHT MONTHS ENDED AUGUST 1955		Class Number
	Quantities	Values (\$)	Quantities	Values (\$)	
WATER HEATERS ELECTRIC	NO				5735
100 U KINGDOM			119	5315	
335 GERMANY W	1494	3842	2864	7048	
400 U STATES	3196	111534	14018	663971	
	4690	115376	17001	676334	
WATER HEATERS N O P	NO				5736
100 U KINGDOM	2	179	5	484	
335 GERMANY W			6	478	
400 U STATES	336	21334	2421	147809	
	338	21513	2432	148771	

IMPORTS INTO CANADA FOR CONSUMPTION

117

Articles and Countries from which Imported	MONTH OF AUGUST 1955		EIGHT MONTHS ENDED AUGUST 1955		Class Number
	Quantities	Values (\$)	Quantities	Values (\$)	
<u>GROUP 6</u>					
<u>NONFERROUS METALS AND PRODUCTS</u>					
ALUMINA N O P					
100 U KINGDOM	CWT 68	873	1240	4998	6001
221 B GUIANA	124544	103208	964321	795347	
356 SURINAM	78400	89077	898003	725434	
400 U STATES	93231	151846	560789	832710	
	296243	345004	2424353	2358489	
BAUXITE ALUMINA FOR REFINING					
221 B GUIANA	CWT 4924393	1041564	18512547	4012089	6002
224 JAMAICA			1364603	3747415	
328 FR AFRICA	1606623	437256	6056345	1648231	
347 JAPAN	142614	433537	285499	867925	
356 SURINAM	1510966	383860	5100452	1320184	
400 U STATES	168	384	1085	2079	
	8184784	2296601	31320531	11597923	
CRYOLITE OR KRYOLITE					
400 U STATES	CWT 251	3485	1583	20051	6003
	251	3485	1583	20051	
ALUMINUM PIGS INGOTS BLOCKS					
100 U KINGDOM	CWT		55	1668	6004
400 U STATES	91	2464	664	18703	
	91	2464	719	20371	
ALUMINUM SCRAP					
400 U STATES	CWT 449	4423	1203	11984	6005
	449	4423	1203	11984	
ALUMINUM ANGLES CHANNELS BEAMS					
100 U KINGDOM	CWT 645	31431	4943	180678	6006
400 U STATES	654	37494	4725	285934	
	1299	68925	9668	466612	
ALUMINUM BAR ROD AND WIRE RODS					
100 U KINGDOM	CWT 39	1790	4584	162116	6007
335 GERMANY W			8	1494	
375 SWEDEN			10	232	
400 U STATES	922	41403	7470	325532	
	961	43193	12072	489374	
ALUMINUM LEAF OR FOIL					
100 U KINGDOM		23387		61639	6009
305 AUSTRIA				495	
335 GERMANY W		1200		3826	
376 SWITZRLND		1072		1663	
400 U STATES		221672		376647	
		247331		444270	
ALUMINUM PIPES AND TUBES					
100 U KINGDOM	CWT 425	23053	6954	293124	6010
207 UN SO AFR			14	903	
335 GERMANY W			1	68	
400 U STATES	416	20855	3535	220714	
	841	43908	10504	514809	
ALUMINUM PLATES SHEETS STRIPS					
100 U KINGDOM	CWT 3703	127803	15494	522038	6011
376 SWITZRLNO			34	1497	
400 U STATES	2375	109493	17879	859738	
	6078	237296	33407	1383273	
ALUMINUM POWDER					
100 U KINGDOM	LB 40880	12476	66146	21341	6012
335 GERMANY W			39695	15553	
375 SWEDEN			1595	551	
400 U STATES	6710	3897	178796	56613	
	47590	16373	286232	94058	
ALUMINUM WIRE AND CABLE					
100 U KINGDOM	CWT 117	7375	210	12678	6013
400 U STATES	31	2537	1190	61390	
	148	9912	1400	74068	
ALUMINUM HOUSEHOLD HOLLOW WARE					
100 U KINGDOM		7590		46117	6014
335 GERMANY W		52		3046	
344 ITALY		62729		230889	
347 JAPAN		3415		16393	
376 SWITZRLND		432		980	
400 U STATES		132122		1027516	
		206340		1324941	
ALUMINUM MANUFACTURES N O P					
100 U KINGDOM		126533		705671	6015
231 HONG KONG				813	
305 AUSTRIA				1088	
306 BELGIUM				376	
318 DENMARK				279	
327 FRANCE		476		5124	
335 GERMANY W		2900		25211	
344 ITALY		1431		12533	
347 JAPAN		1917		17261	
354 NETHRLNOS		59		4566	
375 SWEDEN		2902		17330	
376 SWITZRLND		439		7464	
400 U STATES		853221		6140907	
		989878		6938623	
BRASS IN BLOCKS INGOTS OR PIGS					
400 U STATES	CWT		72	4448	6021
			72	4448	

IMPORTS INTO CANADA FOR CONSUMPTION

Articles and Countries from which Imported	MONTH OF AUGUST 1955		EIGHT MONTHS ENDED AUGUST 1955		Class Number
	Quantities	Values (\$)	Quantities	Values (\$)	
BRASS SCRAP					
100 U KINGDOM	CWT		6	72	6022
352 MEXICO		79	79	2019	
400 U STATES		313	848	16866	
		392	933	18957	
BRASS IN BARS AND RODS					
100 U KINGDOM	CWT	102	768	28343	6023
400 U STATES		191	1371	59825	
		293	2139	88168	
BRASS IN STRIPS SHEETS PLATES					
100 U KINGDOM	CWT	733	5488	198684	6024
306 BELGIUM			120	5151	
400 U STATES		176	1175	83377	
		909	6783	287212	
BRASS TUBING					
100 U KINGDOM	CWT	120	1699	92107	6025
335 GERMANY W			120	12237	
376 SWITZRLND			25	1483	
400 U STATES		297	5569	395821	
		417	7413	501648	
METAL CAPS FOR ELEC BATTERIES					
400 U STATES				33824	6026
				33824	
BRASS CUPS FOR PAPER CARTRIDGE					
					6027
BRASS DR BRONZE COIN LOCKS					
400 U STATES				838	6029
				838	
BRASS HAND PUMPS N O P					
100 U KINGDOM				109	6030
400 U STATES				21122	
				21231	
BRASS VALVES					
100 U KINGDOM				84173	6031
318 DENMARK		19642		30665	
335 GERMANY W		2342		3732	
344 ITALY				15766	
347 JAPAN		4432		15250	
359 NORWAY				4586	
360 ISRAEL				691	
375 SWEDEN		6810		67252	
400 U STATES		307870		2217827	
		341096		2439942	
BRASS METERS AND PARTS					
100 U KINGDOM				7587	6032
400 U STATES				154403	
				161990	
BRASS WIRE N O P					
100 U KINGDOM	LB	4940	14904	7319	6033
400 U STATES		2154	7648	7015	
		7094	22552	14334	
BRASS WIRE CLOTH OR WOVEN WIRE					
100 U KINGDOM				3039	6034
335 GERMANY W		4067		29304	
347 JAPAN				241	
354 NETHRLNOS				382	
375 SWEDEN				7809	
400 U STATES		318		32719	
		4385		73494	
BRASS MANUFACTURES N O P					
100 U KINGDOM		76493		471089	6035
215 INDIA		2255		10742	
223 BARBADOS				146	
231 HONG KONG		1681		29705	
305 AUSTRIA		261		2146	
306 BELGIUM		421		3919	
317 CZECHO S				155	
318 DENMARK		685		9811	
327 FRANCE		514		13162	
335 GERMANY W		5647		52795	
336 GREECE				181	
344 ITALY		10231		58159	
347 JAPAN		7844		37114	
353 MOROCCO		162		162	
354 NETHRLNDS		6783		45683	
360 ISRAEL		284		3380	
371 THAILAND				240	
372 SPAIN		274		274	
375 SWEDEN		2351		8185	
376 SWITZRLND		422		1359	
389 IRELAND				4581	
390 GERMANY E		72		72	
400 U STATES		947898		7447926	
		1064278		8200986	
BRASS WIRE FOR FOURDRINIER					
400 U STATES				15982	6036
				15982	
COPPER IN BLOCKS PIGS INGOTS					
400 U STATES	CWT		53	2273	6042
			53	2273	
COPPER SCRAP					
352 MEXICO	CWT		143	3933	6043
400 U STATES			3967	115170	
		419	4110	119103	
		419			
COPPER BARS FOR ELECTRIC WIRES					
400 U STATES	CWT				6044
		2256	15671	475579	
		2256	15671	475579	

IMPORTS INTO CANADA FOR CONSUMPTION

Articles and Countries from which Imported	MONTH OF AUGUST 1955		EIGHT MONTHS ENDED AUGUST 1955		Class Number
	Quantities	Values (\$)	Quantities	Values (\$)	
COPPER IN BARS OR RODS N O P 400 U STATES	CWT 15	1327	900	30588	6046
COPPER IN STRIPS SHEETS PLATES 100 U KINGDOM 400 U STATES	CWT 1211 555 1766	58069 34022 92091	2362 1233 3595	109600 74051 183651	6047
COPPER TUBING 100 U KINGDOM 400 U STATES	CWT 739 180 919	28807 11804 40611	2111 1927 4038	103140 151301 254441	6048
COPPER ROLLERS FOR WALL PAPER 100 U KINGDOM 400 U STATES		4773 4773		50309 26782 77091	6049
COPPER WIRE N O P 100 U KINGDOM 400 U STATES	LB 1923 1923	2234 2234	11292 55107 66399	1592 28840 30432	6050
COPPER WIRE CLDTH WOVEN WIRE 100 U KINGDOM 335 GERMANY W 347 JAPAN 400 U STATES		78 4844 4922		2286 1355 2083 20467 26191	6051
COPPER MANUFACTURES OF N O P 100 U KINGDOM 215 INDIA 305 AUSTRIA 306 BELGIUM 318 DENMARK 327 FRANCE 335 GERMANY W 342 IRAN 344 ITALY 347 JAPAN 352 MEXICO 354 NETHRLNDS 360 ISRAEL 375 SWEDEN 376 SWITZRLND 400 U STATES		6310 91 2102 77 4334 84 104955 117953		15614 103 91 859 244 1304 5244 711 1710 311 253 14420 62 2548 318 613243 657035	6052
LEAD IN PIGS AND BLOCKS 100 U KINGDOM 400 U STATES	LB		169910 8618 178528	24439 2787 27226	6061
LEAD DLD AND SCRAP 224 JAMAICA 400 U STATES	LB 20055 20055	430 430	36555 19694 56249	826 2256 3082	6062
LEAD IN BARS AND SHEETS 100 U KINGDOM 306 BELGIUM 335 GERMANY W 400 U STATES	LB 13549 13549	2090 2090	84303 37228 7522 1474 130527	13162 5722 1060 676 20620	6063
LEAD PIPE	LB				6064
LEAD CAPSULES FOR BOTTLES 100 U KINGDOM 327 FRANCE 335 GERMANY W 354 NETHRLNDS 400 U STATES		1350		10998 887 1695 2450 2740 16770	6065
LEAD SHOT AND BULLETS 100 U KINGDOM	LB 138 138	62 62	1324 1324	446 446	6066
TEA LEAD	LB				6067
LEAD MANUFACTURES N D P 100 U KINGDOM 347 JAPAN 354 NETHRLNDS 400 U STATES		4068 58 11907 16033		23680 731 480 102335 127226	6068
RODS 90 PC NICKEL FDR WIRE 400 U STATES	LB 3352 3352	3933 3933	63367 63367	71629 71629	6070
NICKEL NICKEL SILVER IN INGOTS 400 U STATES	LB 2000 2000	1152 1152	335759 335759	88775 88775	6071
NICKEL BARS RODS STRIPS SHEETS 100 U KINGDOM 359 NORWAY 400 U STATES	LB 32 215660 215692	192 222234 222426	1353 30046 1976047	1565 19532 1916636 1937733	6072
NICKEL SILVER BARS RODS STRIPS 400 U STATES	LB 16037 16037	6377 6377	34254 34254	16687 16687	6073
NICKEL CHROMIUM IN BARS RODS 100 U KINGDOM 400 U STATES	LB 10041 5451 15492	12287 8113 20400	20044 35654 55698	24359 55172 79531	6074
NICKEL MANUFACTURES NOT PLATED 100 U KINGDOM		6341		16994	6075

IMPORTS INTO CANADA FOR CONSUMPTION

Articles and Countries from which Imported	MONTH OF AUGUST 1955		EIGHT MONTHS ENDED AUGUST 1955		Class Number
	Quantities	Values (\$)	Quantities	Values (\$)	
327 FRANCE				209	
335 GERMANY W				178	
344 ITALY				354	
354 NETHRLNDS				513	
359 NORWAY				96	
400 U STATES		16177		114324	
NICKEL AND PLATED HOLLOW WARE		22518		132668	
100 U KINGDOM				163	6076
400 U STATES		199		1131	
NICKEL PLATED WARE N O P		199		1294	
100 U KINGDOM		20983		172028	6077
215 INDIA		93		895	
231 HONG KONG				598	
234 AUSTRALIA		53		53	
305 AUSTRIA		611		9804	
306 BELGIUM		774		1183	
318 DENMARK		50		223	
327 FRANCE		358		2807	
335 GERMANY W		29482		148951	
344 ITALY		4581		12684	
347 JAPAN		4126		34360	
354 NETHRLNDS				10954	
375 SWEDEN				330	
376 SWITZRLND		73		754	
400 U STATES		84034		833441	
ELECTRO PLATED WARE GILT WARE		145218		1229065	
100 U KINGDOM		103066		622971	6082
207 UN SO AFR				415	
215 INDIA		723		1836	
231 HONG KONG		989		23831	
234 AUSTRALIA		50		3649	
305 AUSTRIA		1406		15032	
306 BELGIUM		179		668	
317 CZECHO S				2924	
327 FRANCE		1440		6862	
335 GERMANY W		42629		240077	
344 ITALY		16493		68089	
347 JAPAN		99851		434339	
352 MEXICO				116	
354 NETHRLNDS		2595		5457	
375 SWEDEN		459		4429	
376 SWITZRLND		610		4571	
400 U STATES		1147280		8080915	
GOLD SILVER SWEEPS GOLD FRINGE		1417770		9516181	
100 U KINGDOM				9007	6084
327 FRANCE		840		6711	
335 GERMANY W				309	
400 U STATES		235		16427	
GOLD SILVER DUTCH METAL LEAF		1075		32454	
100 U KINGDOM		3535		31828	6085
335 GERMANY W		626		3430	
344 ITALY				178	
400 U STATES		6383		48923	
GOLD MANUFACTURES N O P		10544		84361	
100 U KINGDOM		105		2555	6086
327 FRANCE				208	
335 GERMANY W		2168		3294	
376 SWITZRLND				1340	
400 U STATES		5528		52768	
PLATINUM PALLADIUM IRIIDIUM		7801		60165	
100 U KINGDOM		2180574		10563946	6087
400 U STATES		5567		127853	
PLATINUM CRUCIBLES		2186141		10691799	
400 U STATES		133389		926344	6088
PLAT RETORT FOR SULPHURIC ACID		133389		926344	
BLACK OXIDE COPPER FOR COLOURS	LB				6090
100 U KINGDOM			4000	1729	
SILVER UNMANUFACTURED	OZ		4000	1729	
400 U STATES	408	397	76853	66017	6091
COIN FOREIGN EXCEPT GOLD	408	397	76853	66017	
TOILET ARTICLES OF STERLING					6092
100 U KINGDOM		1174		5717	6093
335 GERMANY W		56		844	
400 U STATES		405		2135	
SILVER MANUFACTURES N O P		1635		8696	
100 U KINGDOM		45851		246936	6094
215 INDIA				230	
231 HONG KONG				205	
306 BELGIUM				56	
317 CZECHO S				387	
318 DENMARK		3793		17211	

IMPORTS INTO CANADA FOR CONSUMPTION

121

Articles and Countries from which Imported	MONTH OF AUGUST 1955		EIGHT MONTHS ENDED AUGUST 1955		Class Number
	Quantities	Values (\$)	Quantities	Values (\$)	
327 FRANCE		257		1059	
335 GERMANY W		889		8470	
344 ITALY		1551		4718	
347 JAPAN		1009		3927	
352 MEXICO		600		4372	
354 NETHRLNOS				107	
359 NORWAY				463	
375 SWEDEN				2670	
376 SWITZRLND		50		562	
388 YUGO SLAV				392	
400 U STATES		34132		161835	
TIN BLOCKS PIGS OR BARS		88132		453600	
100 U KINGDOM	CWT	87238	5412	491158	6101
218 MALAYA	3808	341678	14884	1331252	
306 BELGIUM	224	20279	14638	1294626	
354 NETHRLNDS	1118	100094	4029	357211	
400 U STATES			17205	1548196	
TINFOIL	6047	549289	56168	5022443	
100 U KINGDOM	LB		182	119	6102
335 GERMANY W			246	353	
400 U STATES		7804	26371	30156	
COLLAPSIBLE TUBES OF METAL	6057	7804	26799	30628	
400 U STATES		2401		67064	6103
ZINC SPELTER		2401		67064	
ZINC BLOCKS PIGS BARS PLATES	CWT				6111
100 U KINGDOM			50	975	6112
306 BELGIUM			44	595	
400 U STATES	129	4195	581	17564	
ZINC STRIP AND SHEETS	129	4195	675	19134	
100 U KINGDOM	CWT				6113
306 BELGIUM		1277	177	2802	
335 GERMANY W		2341	3798	57851	
400 U STATES	1734	30140	6138	103508	
ZINC DUST	1666	42106	13126	325950	
100 U KINGDOM	CWT	75864	23239	490111	6115
306 BELGIUM			60	1115	
400 U STATES	255	3572	2672	43091	
ZINC MANUFACTURES N O P	322	4561	4471	69809	
100 U KINGDOM		1014		12816	6116
306 BELGIUM				1373	
327 FRANCE		258		525	
335 GERMANY W		836		6820	
354 NETHRLNDS		755		1542	
359 NORWAY				215	
400 U STATES		148707		1246959	
ZINC SLUGS FOR ORY BATTERIES		151570		1270250	
400 U STATES		19202		218651	6117
BABBITT METAL IN BLOCKS BARS		19202		218651	
100 U KINGDOM	CWT		41	2818	6121
400 U STATES	21	1257	263	22279	
BRITANNIA METAL PIGS BLOCKS	21	1257	304	25097	
BRITANNIA METAL MANUFACTURES	CWT				6122
100 U KINGDOM		360		2576	6123
318 DENMARK		1204		1319	
344 ITALY				94	
400 U STATES		359		9557	
CHROMIUM TUNGSTEN FOR ALLOYS		1923		13546	
100 U KINGDOM	LB				6124
354 NETHRLNDS	100	115	168327	123509	
400 U STATES			5	167	
ALLOY SLUGS CAST WITH DIAMONDS	10909	41645	83483	256303	
400 U STATES	11009	41760	251815	379979	
PHOSPHOR TIN PHOSPHOR BRUNZE		2343		14435	6125
100 U KINGDOM	LB			14435	6126
335 GERMANY W	46024	30272	206837	131417	
400 U STATES	77985	55106	205674	143342	
ALLOYS OF COPPER	31581	32241	202863	191632	
100 U KINGDOM	155590	117619	615374	466391	6129
335 GERMANY W		113		6615	
400 U STATES		21558		2697	
ALLOYS OF MAGNESIUM		21671		190711	
100 U KINGDOM				200023	6130
400 U STATES		7416		3940	
CLOCKS		7416		130616	
100 U KINGDOM	NO			134556	6131
231 HONG KONG	3686	6667	14145	36787	
305 AUSTRIA			42	76	
306 BELGIUM			53	111	
			29	299	

IMPORTS INTO CANADA FOR CONSUMPTION

Articles and Countries from which Imported	MONTH OF AUGUST 1955		EIGHT MONTHS ENDED AUGUST 1955		Class Number
	Quantities	Values (\$)	Quantities	Values (\$)	
318 DENMARK			10	805	
327 FRANCE	181	568	286	1572	
335 GERMANY W	22654	59850	201383	486377	
344 ITALY			8	323	
347 JAPAN	40	98	106	839	
354 NETHRLNDS	10	115	10	115	
375 SWEDEN			27	779	
376 SWITZRLND	2005	9080	5729	29037	
400 U STATES	9052	50578	90647	465985	
	37628	126956	312475	1023105	
CLOCK MOVEMENTS AND CASES					6132
100 U KINGDOM		7768		17628	
335 GERMANY W		7702		9310	
376 SWITZRLND				8521	
400 U STATES		4246		83986	
		19716		119445	
PARTS OF CLOCK MOVEMENTS					6133
100 U KINGDOM		822		12139	
306 BELGIUM				57	
327 FRANCE				249	
335 GERMANY W		1761		5223	
359 NORWAY				1546	
376 SWITZRLND		53		6060	
400 U STATES		32239		283465	
		34875		308739	
TIME RECORDERS					6134
100 U KINGDOM		704		6940	
225 TRINIOAD				2867	
306 BELGIUM				69	
335 GERMANY W		327		483	
337 GUATEMALA				740	
354 NETHRLNDS				119	
375 SWEDEN				393	
376 SWITZRLND				1364	
400 U STATES		21467		158783	
		22498		171758	
WATCHES					6135
100 U KINGDOM		2395		9417	
305 AUSTRIA				752	
327 FRANCE		3092		14719	
335 GERMANY W		5581		30695	
344 ITALY				473	
347 JAPAN				415	
354 NETHRLNDS				776	
376 SWITZRLND		114939		728685	
387 VENEZUELA		150		150	
400 U STATES		3632		31289	
		129789		817371	
WATCH CASES AND PARTS					6136
100 U KINGDOM		1730		15688	
231 HONG KONG		100		743	
305 AUSTRIA				160	
327 FRANCE		10135		73631	
335 GERMANY W		4118		37315	
376 SWITZRLND		18699		154737	
400 U STATES		76234		504757	
		111016		787031	
WATCH ACTIONS AND MOVEMENTS					6137
100 U KINGDOM		17169		128116	
305 AUSTRIA				458	
327 FRANCE		4564		15320	
335 GERMANY W		14515		70510	
376 SWITZRLND		251292		2080593	
400 U STATES		12614		117199	
		300154		2412196	
PARTS OF WATCH MOVEMENTS					6138
100 U KINGDOM		4001		34484	
327 FRANCE		637		9759	
335 GERMANY W		878		14858	
376 SWITZRLND		27444		259568	
400 U STATES		12281		114267	
		45241		432936	
BATTERIES FLASHLIGHT AND PARTS					6139
231 HONG KONG				3299	
335 GERMANY W				53	
400 U STATES		11024		68011	
		11024		71363	
BATTERIES HEARING AID AND PTS					6140
400 U STATES		28748		298214	
		28748		298214	
BATTERIES ELECTRIC PRIMARY NOP					6141
100 U KINGDOM		819		10293	
327 FRANCE				8728	
335 GERMANY W				1273	
400 U STATES		33152		198928	
		33971		219222	
BATTERIES STORAGE N O P PARTS					6142
100 U KINGDOM		10555		84270	
327 FRANCE		1418		7076	
335 GERMANY W		173		6900	
375 SWEDEN				549	
384 P RICO				2289	
400 U STATES		256440		999800	
		268586		1100884	
APPARATUS ELECTRIC HEATING NOP					6143
100 U KINGDOM		1385		21051	

IMPORTS INTO CANADA FOR CONSUMPTION

Articles and Countries from which Imported	MONTH OF AUGUST 1955		EIGHT MONTHS ENDED AUGUST 1955		Class Number
	Quantities	Values (\$)	Quantities	Values (\$)	
335 GERMANY W		985		13534	
375 SWEDEN				1183	
384 P RICO				1182	
400 U STATES		102134		730532	
DYNAMUS GENERATORS AND PTS NOP		104504		767482	
100 U KINGDOM		263330		815488	6144
220 BERMUDA				500	
317 CZECHO S		485		553	
327 FRANCE				5181	
335 GERMANY W		3022		28597	
344 ITALY		289		289	
347 JAPAN				260	
354 NETHRLNDS		156		1120	
359 NORWAY				469	
375 SWEDEN		261587		394788	
376 SWITZRLND		3001		29757	
381 ALASKA		207		1798	
400 U STATES		481034		5110291	
FUSES FUSE PLUGS CUTOUTS PARTS		1013111		6389091	
100 U KINGDOM		7122		68762	6145
318 DENMARK				139	
335 GERMANY W				87	
376 SWITZRLND				105	
400 U STATES		76729		618003	
FLUORESCENT TUBES ARC LAMPS		83851		687096	
NO					
100 U KINGDOM	60	339	4079	6177	6146
335 GERMANY W			1000	2549	
354 NETHRLNDS	52200	2990	52321	3174	
400 U STATES	35221	39501	579402	440146	
LAMPS ELECTRIC CARBON FILAMENT		42830	636802	452046	
NO					
400 U STATES	328	104	655	240	6147
LAMPS ELECTRIC METAL FILAMENT		104	655	240	
NO					
100 U KINGDOM	1186	1660	164050	20906	6148
231 HONG KONG	100000	1231	355200	4034	
305 AUSTRIA			1646	653	
306 BELGIUM			15260	2180	
335 GERMANY W	436	202	16406	3500	
347 JAPAN	155100	4237	4972100	112019	
354 NETHRLNDS	309610	11545	2595002	114089	
372 SPAIN			10240	733	
375 SWEDEN			400	103	
400 U STATES	531299	112919	7558243	1546356	
LIGHTS HEAD SIDE TAIL TORCHES		1097631	15688547	1804573	
100 U KINGDOM		4283		33383	6149
231 HONG KONG		26985		297283	
313 CHINA				165	
317 CZECHO S		94		627	
327 FRANCE				412	
335 GERMANY W		1702		15355	
344 ITALY				155	
347 JAPAN				411	
354 NETHRLNDS				4770	
375 SWEDEN				63	
376 SWITZRLND		776		982	
400 U STATES		99710		700081	
ELECTRIC LIGHT FIXTURES N O P		133550		1053687	
100 U KINGDOM		6095		46426	6150
231 HONG KONG		505		5365	
305 AUSTRIA				6491	
306 BELGIUM		1740		2125	
317 CZECHO S		242		19037	
318 DENMARK		629		5604	
326 FINLAND				1299	
327 FRANCE		3769		13662	
335 GERMANY W		5410		50623	
344 ITALY		8606		37607	
347 JAPAN		3573		14006	
354 NETHRLNDS		62		5888	
359 NORWAY		593		1859	
372 SPAIN		282		2976	
375 SWEDEN		239		2897	
376 SWITZRLND		258		608	
390 GERMANY E				553	
400 U STATES		466781		3529937	
LIGHTNING ARRESTERS REACTORS		498784		3746963	
100 U KINGDOM		112		7855	6151
327 FRANCE				1271	
354 NETHRLNDS				4560	
375 SWEDEN				5428	
376 SWITZRLND				32023	
400 U STATES		10181		184746	
MAGNETOS FOR GAS ENGINES		10293		235883	
100 U KINGDOM		77		3063	6152
400 U STATES		7193		28562	
METERS ELECTRIC AND PARTS NOP		7270		31625	
100 U KINGDOM		37795		187587	6153

IMPORTS INTO CANADA FOR CONSUMPTION

Articles and Countries from which Imported	MONTH OF AUGUST 1955		EIGHT MONTHS ENDED AUGUST 1955		Class Number
	Quantities	Values (\$)	Quantities	Values (\$)	
305 AUSTRIA		70		70	
306 BELGIUM				272	
327 FRANCE				646	
335 GERMANY W		197		1550	
347 JAPAN				12577	
354 NETHRLNDS		265		1585	
375 SWEDEN				507	
376 SWITZRLND		1609		28877	
400 U STATES		186574		1373004	
		228510		1606675	
MOTORS ELECTRIC UNDER 10 DOL	NO				6154
100 U KINGDOM	520	2590	1622	6436	
306 BELGIUM	576	1054	5376	10442	
335 GERMANY W			425	4135	
347 JAPAN			4800	920	
354 NETHRLNDS			538	1193	
376 SWITZRLND	20	184	20	184	
400 U STATES	5708	25069	35638	150442	
	6824	28897	48419	173752	
MOTORS ELECTRIC MOP AND PARTS					6155
100 U KINGDOM		168552		1180548	
306 BELGIUM		3442		19054	
317 CZECHO S				518	
318 DENMARK		395		840	
327 FRANCE		133		1715	
335 GERMANY W		12982		66387	
344 ITALY				350	
347 JAPAN				1381	
354 NETHRLNDS		168		2278	
359 NORWAY				1102	
375 SWEDEN		94490		140244	
376 SWITZRLND		572		44822	
380 USSR				930	
400 U STATES		819221		7044602	
		1099955		8504771	
RHEOSTATS CONTROL LERS STARTERS					6156
100 U KINGDOM		26598		237626	
318 DENMARK				7426	
335 GERMANY W		253		9569	
375 SWEDEN		1093		1093	
376 SWITZRLND		192		28558	
400 U STATES		705330		5052358	
		733466		5336630	
SAD IRONS ELECTRIC AND PARTS					6157
100 U KINGDOM		17694		58420	
335 GERMANY W		288		288	
400 U STATES		58787		389588	
		76769		448296	
SELFCONTAINED LIGHTING OUTFITS					6158
100 U KINGDOM				2092	
400 U STATES		3409		55804	
		3409		57896	
SOCKETS OUTLETS RECEPTACLES					6159
100 U KINGDOM		1581		9187	
400 U STATES		235294		1594060	
		236875		1603247	
SPARK PLUGS MAGNETOS IGNITION					6160
100 U KINGDOM		2128		3208	
400 U STATES		47994		173124	
		50122		176332	
SWITCHES SWITCHBOARDS AND PTS					6161
100 U KINGDOM		163358		813297	
327 FRANCE		1152		10230	
335 GERMANY W		453		15953	
347 JAPAN				475	
354 NETHRLNDS				16002	
375 SWEDEN		10300		28730	
376 SWITZRLND		142519		432292	
400 U STATES		651349		5529631	
		969131		6846610	
SWITCHGEAR FOR MINES					6162
100 U KINGDOM		1997		25330	
400 U STATES		6930		10756	
		6927		36086	
TELEGRAPH APPARATUS AND PARTS					6163
100 U KINGDOM		5912		131074	
234 AUSTRALIA				9625	
313 CHINA				1076	
327 FRANCE				2730	
400 U STATES		180861		1219904	
		186773		1364409	
TELEPHONE APPARATUS AND PARTS					6164
100 U KINGDOM		155734		1128540	
234 AUSTRALIA				1127	
305 AUSTRIA		1442		1442	
318 DENMARK		696		2906	
335 GERMANY W				4057	
375 SWEDEN		8490		54857	
376 SWITZRLND				19431	
400 U STATES		860845		6321605	
		1027207		7533965	
TRANSFORMERS AND PARTS N O P					6165
100 U KINGDOM		109678		573665	
305 AUSTRIA				28558	
318 DENMARK				307	
327 FRANCE				24449	

IMPORTS INTO CANADA FOR CONSUMPTION

Articles and Countries from which Imported	MONTH OF AUGUST 1955		EIGHT MONTHS ENDED AUGUST 1955		Class Number
	Quantities	Values (\$)	Quantities	Values (\$)	
335 GERMANY W		95		3899	
347 JAPAN		60		253	
354 NETHRLNDS		226		7335	
375 SWEDEN		156		387385	
376 SWITZRLND		752		41861	
400 U STATES		529249		2685847	
		640216		3753559	
RADIO TUBES					
100 U KINGDOM	N0				6166
327 FRANCE	3303	10121	14927	82195	
335 GERMANY W			4	6725	
354 NETHRLNDS			173	286	
400 U STATES	23643	5541	203761	79345	
	1087562	987789	6903599	6666978	
	1114508	1003451	7122404	6835529	
RADIO APPARATUS N O P					
100 U KINGDOM		553136		3442455	6167
234 AUSTRALIA		1555		4169	
305 AUSTRIA				1924	
318 DENMARK		424		3515	
327 FRANCE				563	
335 GERMANY W		2037		18553	
344 ITALY				5700	
347 JAPAN		72		683	
354 NETHRLNDS		35140		245768	
400 U STATES		4211418		32527788	
		4803782		3625118	
ELECTRIC DRY SHAVING MACHINES					
100 U KINGDOM				162	6168
305 AUSTRIA				3390	
335 GERMANY W		29343		137507	
354 NETHRLNDS		59520		166070	
376 SWITZRLND				16004	
400 U STATES		155321		1209008	
		244184		1532141	
ELECT STEAM GENERATORS AND PTS					
100 U KINGDOM	N0				6169
376 SWITZRLND	1	995408	1	2088553	
400 U STATES		986	1	490873	
		5411	1	53388	
	1	1001805	3	2632814	
ELECTRIC APPARATUS N O P					
100 U KINGDOM		160476		817433	6170
207 UN SO AFR		137		137	
231 HONG KONG				478	
234 AUSTRALIA				609	
305 AUSTRIA		1157		1582	
318 DENMARK				113	
327 FRANCE		1671		6604	
335 GERMANY W		4071		32264	
344 ITALY		173		404	
347 JAPAN		1749		13956	
354 NETHRLNDS		8776		37941	
359 NORWAY				461	
375 SWEDEN		25386		59749	
376 SWITZRLND		4933		34984	
381 ALASKA		490		490	
400 U STATES		1950015		14927620	
		2159034		15934825	
ELECTRIC PRECISION INSTRUMENTS					
100 U KINGDOM		57654		246174	6171
225 TRINIDAD				8066	
305 AUSTRIA		148		3567	
318 DENMARK				4058	
327 FRANCE		1308		1308	
335 GERMANY W		1013		20747	
354 NETHRLNDS		119		2455	
375 SWEDEN				1195	
376 SWITZRLND		1385		21933	
400 U STATES		577879		4345131	
		639506		4654634	
ELECTRIC OR GAS WELDING APP					
100 U KINGDOM		19117		63951	6172
203 B E AFR				230	
327 FRANCE		843		899	
335 GERMANY W		2547		8556	
400 U STATES		455206		3077948	
		477713		3151584	
RADIO RECEIVING SETS					
100 U KINGDOM	N0				6173
335 GERMANY W	83	9165	454	23933	
347 JAPAN	137	5948	671	30574	
354 NETHRLNDS	100	1198	224	3238	
375 SWEDEN	1	105	7	518	
381 ALASKA			6	416	
400 U STATES			1	77	
	3636	125038	24521	718246	
	3957	141454	25884	777002	
TELEVISION RECEIVING SETS					
100 U KINGDOM	N0				6174
400 U STATES			10	794	
	378	41354	3924	315699	
	378	41354	3934	316493	
RADIO SET PARTS TARIFF 4450					
100 U KINGDOM		46596		358147	6175
306 BELGIUM				74237	
318 DENMARK				487	
327 FRANCE		6304		11385	
335 GERMANY W		6233		14789	
354 NETHRLNDS		24891		155534	

IMPORTS INTO CANADA FOR CONSUMPTION

Articles and Countries from which Imported	MONTH OF AUGUST 1955		EIGHT MONTHS ENDED AUGUST 1955		Class Number
	Quantities	Values (\$)	Quantities	Values (\$)	
376 SWITZRLND				1689	
400 U STATES		506603		5368955	
RADIO TUBE PARTS TARIFF 445P		590827		5985223	6176
100 U KINGDOM				2237	
335 GERMANY W		259		259	
354 NETHRLNDS		734		8713	
400 U STATES		472958		3587106	
SOUND EQUIPMENT		473951		3596315	6177
100 U KINGDOM		5560		45212	
234 AUSTRALIA		52		2142	
335 GERMANY W		300		6663	
347 JAPAN				238	
354 NETHRLNDS				25134	
380 USSR				996	
400 U STATES		134587		1688460	
LIGHTING FIXTURES GAS COAL OIL		140499		1768845	6181
100 U KINGDOM		6243		16536	
231 HONG KONG		445		720	
305 AUSTRIA				104	
317 CZECHO S				477	
327 FRANCE				3221	
335 GERMANY W				12295	
344 ITALY				301	
347 JAPAN				1571	
352 MEXICO		184		346	
354 NETHRLNDS		79		349	
372 SPAIN		55		432	
375 SWEDEN		684		684	
400 U STATES		17016		133537	
GAS MANTLES GAS BURNERS		24706		170573	6182
100 U KINGDOM		826		3037	
400 U STATES		3919		28003	
GAS METERS AND PARTS		4745		31040	6183
100 U KINGDOM		10594		95933	
354 NETHRLNDS				153	
400 U STATES		41960		411926	
PLATES CYLINDERS ENGRAVERS		52554		508012	6191
100 U KINGDOM		630		13608	
335 GERMANY W				1537	
344 ITALY				311	
400 U STATES		62386		550108	
PLATES PRINTING 2 COLOURS		63016		565564	6192
100 U KINGDOM		1074		3353	
335 GERMANY W				194	
354 NETHRLNDS		168		168	
400 U STATES		26532		142073	
PLATES FOR PRINTING MUSIC		27774		145788	6193
100 U KINGDOM				179	
354 NETHRLNDS				170	
400 U STATES		2251		20291	
STEREOTYPES ELECTROTYPES NOP	SO IN	2251		20640	6194
335 GERMANY W			1439	99	
400 U STATES	6488	1502	89061	18405	
MATRICES FOR STEREOTYPES 475A	SO IN	6488	90500	18504	6195
400 U STATES	237193	1649	1527413	7357	
STEREOTYPES FOR BOOKS	SO IN	237193	1527413	7357	6196
100 U KINGDOM			558	137	
400 U STATES	192200	16542	1367494	105286	
STEREOTYPES FOR ADVERTISEMENTS	SO IN	192200	1368052	105423	6197
100 U KINGDOM	875	467	971	577	
335 GERMANY W	832	304	8978	479	
344 ITALY	837	55	837	55	
400 U STATES	531208	19092	2812503	111569	
TYPE METAL IN BLOCKS PLATES	LB	533752	2823289	112680	6198
400 U STATES			732	595	
TYPE PRINTING CHASES QUOINS			732	595	6199
100 U KINGDOM		4304		16672	
318 DENMARK				1174	
335 GERMANY W		1959		3483	
344 ITALY		879		879	
354 NETHRLNDS				702	
376 SWITZRLND		1529		1529	
400 U STATES		7875		98761	
PRINTG PLATES FOR PUBLICATIONS		16546		123200	6200
100 U KINGDOM		570		3612	
354 NETHRLNDS		1054		8506	
400 U STATES		30306		340913	
MOULDING MATERIAL ELECTROTYPE		31930		353031	6201
400 U STATES		1620		22435	
		1620		22435	

IMPORTS INTO CANADA FOR CONSUMPTION

127

Articles and Countries from which Imported	MONTH OF AUGUST 1955		EIGHT MONTHS ENDED AUGUST 1955		Class Number
	Quantities	Values (\$)	Quantities	Values (\$)	
TUNGSTEN BEARING ORES 400 U STATES	CWT		47	5177	6208
CHROME ORE	CWT		47	5177	6210
205 RHOD NYAS			22395	23985	
316 CUBA	43560	52827	283307	308534	
400 U STATES	1653	4729	82715	124354	
	45213	57556	388417	456873	
ANTIMONY OR REGULUS OF	LB				6211
100 U KINGDOM	100000	26341	274240	71590	
306 BELGIUM	22400	5075	223651	53071	
317 CZECHO S			34100	6172	
335 GERMANY W			220	77	
354 NETHRLNDS			56217	10977	
	122400	31416	588428	141887	
BISMUTH METALLIC NATURAL	LB				6212
363 PERU			1908	3868	
CINNABAR	LB		1908	3868	6214
COBALT ORE	CWT				6215
359 NORWAY			2	512	
400 U STATES	20	5299	376	10386	
	20	5299	378	10898	
MANGANESE ORE	CWT				6216
100 U KINGDOM	686	4546	1309	10075	
210 G COAST	387773	802629	487773	990406	
215 INDIA	76606	291950	76606	291950	
307 BEL CONGO			239020	591004	
354 NETHRLNDS			500	1708	
400 U STATES	7178	32809	285962	616452	
	472243	1131934	1091170	2501595	
ORES OF METALS N O P	CWT				6217
100 U KINGDOM			60	341	
234 AUSTRALIA	202	1485	202	1485	
371 THAILAND			66984	127926	
400 U STATES	4996	10334	33243	102652	
	5198	11819	100489	232404	
MERCURY OR QUICKSILVER	LB				6218
100 U KINGDOM			55259	207332	
344 ITALY			3800	14065	
352 MEXICO	87186	278282	191064	656538	
363 PERU			3800	14664	
372 SPAIN			12053	47615	
388 YUGO SLAV	9400	29804	11300	36524	
400 U STATES	3514	10909	75742	283942	
	100100	318995	353018	1260680	
ANODES NICKEL ZINC COPPER ETC				408	6219
354 NETHRLNDS				23583	
400 U STATES		446		23991	
		446			
ARTICLES FOR AGRIC IMPLEMENTS					6220
100 U KINGDOM		60		1847	
335 GERMANY W				532	
400 U STATES		15657		388749	
		15717		391128	
ARTICLES FOR STORAGE BATTERIES					6221
400 U STATES		11224		163380	
		11224		163380	
BELLS FOR CHURCHES					6222
100 U KINGDOM				9060	
327 FRANCE		18100		71192	
347 JAPAN				68	
354 NETHRLNDS		1575		1673	
376 SWITZRLND		864		1236	
389 IRELAND				51	
400 U STATES		18095		68978	
		38634		152258	
BELLS AND GONGS N O P					6223
100 U KINGDOM		1107		7233	
215 INDIA				161	
305 AUSTRIA		394		394	
306 BELGIUM				12050	
327 FRANCE				506	
335 GERMANY W		180		4167	
344 ITALY				238	
347 JAPAN		270		745	
375 SWEDEN		248		615	
400 U STATES		17782		113025	
		19981		139334	
SLIDE OR ZIPPER FASTENERS					6225
100 U KINGDOM		427		1640	
335 GERMANY W				161	
400 U STATES		2883		25531	
		3310		27332	
BUCKLES CLASPS EYELETS HOOKS					6226
100 U KINGDOM		8617		59697	
317 CZECHO S				911	
327 FRANCE		1000		2392	
335 GERMANY W		4580		23660	
344 ITALY		124		917	
400 U STATES		109900		739067	
		124221		826644	
CAGES ANIMAL OF WIRE AND PARTS					6227
100 U KINGDOM		7439		31350	
306 BELGIUM				333	

IMPORTS INTO CANADA FOR CONSUMPTION

Articles and Countries from which Imported	MONTH OF AUGUST 1955		EIGHT MONTHS ENDED AUGUST 1955		Class Number
	Quantities	Values (\$)	Quantities	Values (\$)	
317 CZECHOS		947		1263	
335 GERMANY W		722		1018	
347 JAPAN				156	
400 U STATES		11158		54730	
		20266		88850	
CHRONOMETERS COMPASSES SHIPS					6228
100 U KINGDOM		30805		130612	
234 AUSTRALIA		455		455	
335 GERMANY W				1359	
375 SWEDEN				62	
400 U STATES		35097		157618	
		66357		290106	
METAL ARTICLES FOR JEWELLERY					6229
100 U KINGDOM		473		2597	
231 HONG KONG				5996	
335 GERMANY W		651		6227	
376 SWITZRLND		151		151	
400 U STATES		31832		225620	
		33107		240591	
ARTICLES FOR USE IN FISHERIES					6230
100 U KINGDOM		3475		31533	
327 FRANCE				116	
347 JAPAN				205	
354 NETHRLNDS				853	
359 NORWAY		68		594	
366 PORTUGAL				6859	
372 SPAIN		1146		1942	
400 U STATES		9499		90555	
		14188		132657	
ARTICLES N O P FOR MFR SHIPS					6232
100 U KINGDOM		96951		1163698	
318 DENMARK				195	
335 GERMANY W		4056		27969	
347 JAPAN		2734		2734	
354 NETHRLNDS				281	
359 NORWAY				3183	
375 SWEDEN				756	
400 U STATES		495202		3047904	
		598943		4246720	
ELEMENTS FOR LAMP FILAMENTS					6233
305 AUSTRIA		1837		14988	
354 NETHRLNDS		3680		56925	
400 U STATES		62644		725576	
		68161		797489	
METAL PTS FOR COVERED BUTTONS					6234
335 GERMANY W				140	
400 U STATES		6745		48702	
		6745		48842	
NAILS TACKS BRASS OR COPPER					6235
100 U KINGDOM		77		495	
400 U STATES		2352		8061	
		2429		8556	
PATTERNS OF METAL NOT MODELS					6236
100 U KINGDOM		411		1759	
400 U STATES		4418		73764	
		4829		75523	
UMBRELLA PARTS EXCEPT FABRIC					6237
100 U KINGDOM				2122	
305 AUSTRIA		862		1394	
306 BELGIUM		850		850	
327 FRANCE				361	
335 GERMANY W		2304		29778	
344 ITALY		425		3877	
347 JAPAN				269	
375 SWEDEN				277	
400 U STATES		39520		305107	
		43961		344035	
RIVETS BURRS BRASS OR COPPER					6238
100 U KINGDOM		909		3764	
400 U STATES		12681		91431	
		13590		95195	
SCREWS OF METAL N O P					6240
100 U KINGDOM		461		4805	
306 BELGIUM		758		1843	
335 GERMANY W		515		14208	
347 JAPAN				675	
375 SWEDEN				1696	
400 U STATES		8208		61624	
		9942		84851	
SHOE AND CORSET EYELETS HOOKS					6241
335 GERMANY W				2467	
344 ITALY		1237		7676	
400 U STATES		16189		188980	
		17426		199123	
TIPS STUDS FOR CORSET CLASPS					6242
100 U KINGDOM		84		468	
400 U STATES		230		2819	
		314		3287	
TRACTION ENGINE MATERIALS					6243
WIRE FOR SHOE NAILING MACHINES	LB				6245
WIRE NON FERROUS COVERED					6247
100 U KINGDOM		136573		1006103	
335 GERMANY W		133		426	
354 NETHRLNDS		123		677	

IMPORTS INTO CANADA FOR CONSUMPTION

Articles and Countries from which Imported	MONTH OF AUGUST 1955		EIGHT MONTHS ENDED AUGUST 1955		Class Number
	Quantities	Values (\$)	Quantities	Values (\$)	
375 SWEDEN				509	
400 U STATES		219261		1752643	
WIRE TINSEL FOR BRAIDS CORDS		356090		2760358	6248
335 GERMANY W				12829	
400 U STATES		725		10956	
WIRE STRANDED NON FERROUS		725		23785	6249
100 U KINGDOM		630		47888	
335 GERMANY W		54		809	
381 ALASKA		198		198	
400 U STATES		11483		94238	
WIRE NON FERROUS N O P		12365		143133	6250
100 U KINGDOM		6642		25825	
306 BELGIUM				537	
327 FRANCE		161		278	
335 GERMANY W		312		2918	
354 NETHRLNDS		353		2099	
375 SWEDEN		203		2436	
400 U STATES		20285		250386	
NON FERROUS METALS AND PRODUCT		27956		284479	6251
100 U KINGDOM		19283		254185	
335 GERMANY W				1573	
347 JAPAN		73		3957	
352 MEXICO		8989		8989	
354 NETHRLNDS		243		2497	
366 PORTUGAL				230	
375 SWEDEN		34024		403827	
400 U STATES		257637		1692958	
PARTS FOR MFR OF SHUTTLES		320249		2368216	6252
100 U KINGDOM				108	
335 GERMANY W				274	
400 U STATES		10252		66066	
HINGES FOR JEWELLERY BOXES		10252		66448	6253
400 U STATES		589		18041	
MATERIALS FOR MFR MINING MACH		589		18041	6254
335 GERMANY W		4472		9123	
375 SWEDEN				2463	
400 U STATES		5369		26243	
MAGNESIUM SCRAP	LB	9841		37829	6255
METAL POWDER FRICTION MATERIAL					6256
400 U STATES		1032		5589	
RESIDUES NON FERROUS		1032		5589	6257
100 U KINGDOM	CWT		9356	77252	
400 U STATES		960	30930	555030	
		960	30930	632282	

IMPORTS INTO CANADA FOR CONSUMPTION

131

Articles and Countries from which Imported	MONTH OF AUGUST 1955		EIGHT MONTHS ENDED AUGUST 1955		Class Number
	Quantities	Values (\$)	Quantities	Values (\$)	
GROUP 7					
NON METALLIC MINERALS					
ASBESTOS PACKING					
100 U KINGDOM	LB 10999	8383	72455	44403	7001
400 U STATES	6873	13656	103871	119653	
	17872	22039	176326	164056	
ASBESTOS BRAKE LINING FOR AUTO					
100 U KINGDOM		257		9476	7002
335 GERMANY W				1556	
400 U STATES		32244		240450	
		32501		251482	
ASBESTOS MANUFACTURES N O P					
100 U KINGDOM		63840		281600	7003
207 UN SO AFR		5850		14145	
306 BELGIUM		1438		6160	
344 ITALY				28200	
400 U STATES		207505		1509352	
		276633		1839457	
ASBESTOS CLUTCH FACINGS AUTO					
100 U KINGDOM		240		620	7004
335 GERMANY W				936	
400 U STATES		20736		218578	
		20976		220134	
BRAKE LININGS AND FACINGS NOP					
100 U KINGDOM		2503		18065	7005
400 U STATES		17772		73406	
		20275		91471	
CHINA CLAY GROUND					
100 U KINGDOM	CWT 30452	28011	568906	440646	7011
400 U STATES	91352	73028	912553	760408	
	121804	101039	1481459	1201054	
FIRE CLAY GROUND					
100 U KINGDOM	CWT 300	239	3335	2910	7012
400 U STATES	108414	37242	825777	252801	
	108714	37481	829112	255711	
PIPE CLAY GROUND					
400 U STATES	CWT 17020	3141	47840	8555	7013
	17020	3141	47840	8555	
CLAYS N O P GROUND					
100 U KINGDOM		199		199	7014
400 U STATES		30419		280587	
		30618		280786	
ZIRCONIUM SILICATE					
234 AUSTRALIA				408	7015
400 U STATES		7461		63658	
		7461		64066	
ZIRCONIUM OXIDE					
400 U STATES		4498		13336	7016
		4498		13336	
SAGGARS FOR CERAMIC PRODUCTS					
100 U KINGDOM		172		172	7017
400 U STATES		489		17965	
		661		18137	
ACTIVATED CLAY TO REFINE OILS					
400 U STATES		104675		785438	7018
		104675		785438	
GROG FOR REFRACTORY MATERIALS					
400 U STATES	TON 858	24237	5319	146902	7019
	858	24237	5319	146902	
BRICK BUILDING					
100 U KINGDOM			122	3960	7021
400 U STATES	12482	252834	65099	1322410	
	12482	252834	65221	1326370	
BRICK FIRE CHROME					
400 U STATES		82421		460843	7022
		82421		460843	
BRICK FIRE MAGNESITE					
100 U KINGDOM				16305	7023
335 GERMANY W				2710	
400 U STATES		54005		375909	
		54005		394924	
BRICK FIRE 90 PER CENT SILICA					
100 U KINGDOM				2841	7024
335 GERMANY W				1984	
400 U STATES		156148		815703	
		156148		820328	
BRICK FIRE 100 DOL THOUSAND					
335 GERMANY W				692	7025
400 U STATES		95747		637054	
		95747		637746	
BRICK FIRE FURNACE OR KILN					
100 U KINGDOM		460		20320	7026
335 GERMANY W		141		141	
400 U STATES		285484		2184555	
		286085		2205016	
BRICK FIRE N O P					
100 U KINGDOM		28037		117510	7027
318 DENMARK		5684		18989	
335 GERMANY W		200		13343	
400 U STATES		261064		1691517	
		294985		1841359	

IMPORTS INTO CANADA FOR CONSUMPTION

Articles and Countries from which Imported	MONTH OF AUGUST 1955		EIGHT MONTHS ENDED AUGUST 1955		Class Number
	Quantities	Values (\$)	Quantities	Values (\$)	
BRICK PAVING	TON				7028
400 U STATES	312	4722	2167	35668	
	312	4722	2167	35668	
BUILDING BLOCKS BUILDING TILE					7029
100 U KINGDOM		11631		32499	
400 U STATES		101188		713223	
		112819		745722	
DRAIN PIPES SEWER PIPES N O P					7030
100 U KINGDOM		8166		50154	
400 U STATES		79629		316897	
		87795		367051	
DRAIN TILES NOT GLAZED					7031
TILES FOR MOSAIC FLOORING					7032
100 U KINGDOM		7242		35366	
327 FRANCE		3314		9234	
335 GERMANY W				2562	
344 ITALY		1180		10081	
347 JAPAN		15600		110411	
400 U STATES		2565		73898	
		29901		241552	
EARTHENWARE TILES FOR ROOFING					7033
306 BELGIUM		818		1632	
400 U STATES		665		2447	
		1483		4079	
TILES EARTHENWARE N O P					7034
100 U KINGDOM		116961		512841	
306 BELGIUM		3413		20992	
317 CZECHO S		5879		19420	
327 FRANCE				3788	
335 GERMANY W		16293		136692	
344 ITALY		9871		37829	
347 JAPAN		8087		52397	
354 NETHRLNDS		2078		12278	
372 SPAIN		13543		87840	
400 U STATES		28349		128444	
		204474		1012521	
CHINA AND PORCELAIN WARE N O P					7043
100 U KINGDDM		1068		10304	
231 HONG KONG		89		89	
335 GERMANY W				578	
340 HUNGARY				59	
347 JAPAN		3715		11423	
372 SPAIN				274	
400 U STATES		2571		24084	
		7443		46811	
DEMIJOHNS CHURNS CROCKS N O P					7045
100 U KINGDOM		154		154	
400 U STATES		5916		25609	
		6070		25763	
TABLEWARE OF CHINA PORCELAIN					7046
100 U KINGDOM		1273456		7478596	
223 BARBAOOS				301	
224 JAMAICA		100		100	
231 HONG KONG		1899		8653	
305 AUSTRIA		76		1283	
306 BELGIUM		1875		11503	
318 DENMARK		5088		17163	
326 FINLAND		160		1119	
327 FRANCE		46214		108277	
335 GERMANY W		6334		93861	
336 GREECE		56		4419	
340 HUNGARY				2419	
344 ITALY		8641		39505	
347 JAPAN		58634		357167	
352 MEXICO				104	
354 NETHRLNDS		947		4178	
359 NORWAY				2629	
365 POLAND				433	
366 PORTUGAL		1368		3035	
372 SPAIN		579		1074	
375 SWEDEN		2049		5825	
376 SWITZRLND		163		324	
384 P RICO				236	
390 GERMANY E				2777	
400 U STATES		109415		870533	
		1517054		9015514	
STONEWARE EARTHENWARE N O P					7047
100 U KINGDOM		36306		254721	
231 HONG KONG		178		3122	
305 AUSTRIA		181		3205	
306 BELGIUM		1356		6262	
318 DENMARK		2256		8138	
327 FRANCE		3553		27647	
335 GERMANY W		7346		78354	
336 GREECE		539		2848	
340 HUNGARY				1444	
344 ITALY		9840		38602	
347 JAPAN		28511		212894	
352 MEXICO		65		355	
354 NETHRLNDS		2354		9555	
359 NORWAY		1355		2321	
365 POLAND				123	
366 PORTUGAL		1415		1486	
372 SPAIN		1029		3919	
375 SWEDEN		1683		3995	

IMPORTS INTO CANADA FOR CONSUMPTION

133

Articles and Countries from which imported	MONTH OF AUGUST 1955		EIGHT MONTHS ENDED AUGUST 1955		Class Number
	Quantities	Values (\$)	Quantities	Values (\$)	
376 SWITZRLND		109		288	
390 GERMANY E		59		3206	
400 U STATES		66711		567078	
CHEMICAL STONEWARE ACIO RESIST		164846		1229563	
100 U KINGDOM		5029		16239	7048
354 NETHRLNDS				108	
400 U STATES		15461		89366	
PORCELAIN RUBBER GLOVE FORMS		20490		105713	
400 U STATES				6321	7049
ARTIFICIAL TEETH NOT MOUNTED				6321	
100 U KINGDOM		469		7184	7051
335 GERMANY W		2188		13489	
344 ITALY				1617	
347 JAPAN		296		296	
354 NETHRLNDS				70	
360 ISRAEL				590	
376 SWITZRLNO		721		4449	
400 U STATES		91324		711579	
BATHS BATHTUBS BASINS ETC NOP		94998		739274	
100 U KINGDOM		132486		641697	7052
231 HONG KONG				187	
335 GERMANY W		1347		24755	
347 JAPAN		5340		30244	
400 U STATES		313344		1817942	
CRUCIBLES N O P AND COVERS		452517		2514825	
100 U KINGDOM		302		19011	7053
327 FRANCE		70		70	
400 U STATES		6240		46616	
INSULATORS ELECTRIC PORCELAIN		6612		65697	
100 U KINGDOM		2508		21138	7055
317 CZECHO S				1696	
335 GERMANY W		921		3284	
347 JAPAN		14682		30988	
376 SWITZRLNO		3914		7830	
400 U STATES		43851		214920	
MANUFACTURES OF CLAY N O P		65876		279926	
100 U KINGDOM		1096		3827	7056
215 INDIA				8191	
306 BELGIUM		104		523	
335 GERMANY W				151	
347 JAPAN				52	
352 MEXICO				303	
376 SWITZRLND				136	
400 U STATES		67132		433557	
BRIQUETTES OF COAL OR COKE	TON	68332		446740	
400 U STATES					7060
ANTHRACITE SCREENINGS OR OUST	TON	5262	63609	71849	892646
400 U STATES		5262	63609	71849	892646
ANTHRACITE DOMESTIC SIZES	TON	132	2102	13392	50779
100 U KINGDOM		132	2102	13392	50779
400 U STATES					7061
ANTHRACITE SMALLER SIZES N O P	TON	9936	141391	84985	1266943
100 U KINGDOM		138399	1653290	1066881	13085082
400 U STATES		148335	1794681	1151866	14352025
COAL BITUMINOUS AND COAL N O P	TON	6823	80329	47437	563005
381 ALASKA		39041	265184	284625	2065226
400 U STATES		45864	345513	332062	2628231
COAL LIGNITE	TON	1754343	7434561	10749785	46811606
400 U STATES		1754343	7434561	10749792	46811776
COAL EXWAREHOUSED SHIPS STORES	TON	37	180	570	2969
400 U STATES		37	180	570	2969
BENZOL	GAL	50985	227464	214564	958205
400 U STATES		50985	227464	214564	958205
COAL TAR CRUDE IN BULK	GAL			572217	222517
100 U KINGDOM				572217	222517
400 U STATES					7071
COAL PITCH	CWT	3280	670	135356	25008
100 U KINGDOM		88458	18032	1237835	191015
400 U STATES		91738	18702	1373191	216023
CARBOLIC OR HEAVY OIL	GAL	23316	36180	166819	242516
100 U KINGDOM		187587	311501	774671	1275000
234 AUSTRALIA		210903	347881	941490	1517516
400 U STATES					7072
COKE PETRDLEUM	TON	666672	130268	1806161	394496
400 U STATES		31752	7283	5390	1125
COKE GROUND FOR BATTERIES	TON	698424	137551	2570062	490745
400 U STATES		36995	510860	226762	3384712
		36995	510860	226762	3384712

IMPORTS INTO CANADA FOR CONSUMPTION

Articles and Countries from which Imported	MONTH OF AUGUST 1955		EIGHT MONTHS ENDED AUGUST 1955		Class Number
	Quantities	Values (\$)	Quantities	Values (\$)	
COKE N O P					
100 U KINGDOM	TON		80	2280	7077
400 U STATES					
		44323	740486	207641	3257719
		44323	740486	207721	3259999
DECANTERS AND TUMBLERS					7079
100 U KINGDOM			104	2055	
306 BELGIUM			605	1540	
317 CZECHO S				1197	
318 DENMARK				1098	
327 FRANCE				2799	
335 GERMANY W			374	1119	
340 HUNGARY				231	
344 ITALY			109	228	
347 JAPAN			492	612	
375 SWEDEN				81	
400 U STATES			45417	308924	
			47101	319888	
LAMP CHIMNEYS					7080
335 GERMANY W				151	
400 U STATES				31458	
			2926	31609	
GLASS PLATES FOR OPTICAL MFR					7081
100 U KINGDOM				2275	
335 GERMANY W				6114	
400 U STATES				290320	
			126	298709	
			27453		
			27579		
GLASS CARBOYS BOTTLES JARS					7082
100 U KINGDOM			78349	482280	
207 UN SO AFR			1369	1369	
231 HONG KONG				143	
305 AUSTRIA				170	
306 BELGIUM				828	
317 CZECHO S				2329	
318 DENMARK				281	
327 FRANCE				2651	
335 GERMANY W				2671	
340 HUNGARY				204	
344 ITALY				1060	
347 JAPAN				1549	
372 SPAIN				82	
375 SWEDEN				278	
376 SWITZRLNO				910	
400 U STATES				397872	
			489038	2905317	
				3449111	
GLASS TABLEWARE CUT GLASS NOP					7083
100 U KINGDOM			43629	233958	
305 AUSTRIA				8574	
306 BELGIUM				16859	
317 CZECHO S				21703	
318 DENMARK				229	
326 FINLAND				365	
327 FRANCE				2061	
335 GERMANY W				23317	
340 HUNGARY				2427	
344 ITALY				10069	
347 JAPAN				11638	
354 NETHRLNDS				2971	
365 POLAND				1376	
366 PORTUGAL				158	
372 SPAIN				218	
375 SWEDEN				6476	
376 SWITZRLND					
388 YUGO SLAV					
389 IRELAND					
390 GERMANY E					
400 U STATES				866	
				120617	
				264979	
				1689940	
LAMP BULBS AND TUBING FOR					7084
100 U KINGDOM				1278	
335 GERMANY W				456	
354 NETHRLNDS					
400 U STATES					
				162444	
				164178	
				1417445	
				1424975	
GLASS SHADES OR GLOBES					7085
100 U KINGDOM				993	
335 GERMANY W					
344 ITALY					
400 U STATES					
				10443	
				11436	
				42633	
				47067	
LENSES GLASS N O P					7086
100 U KINGDOM				4497	
305 AUSTRIA				518	
327 FRANCE				422	
335 GERMANY W				208	
347 JAPAN					
384 P RICO				370	
400 U STATES					
				11739	
				12317	
				169357	
				189075	
FRESNEL TYPE LENSES GLOBES					7087
100 U KINGDOM				445	
354 NETHRLNDS					
400 U STATES					
				717	
				22313	
				22758	
				119763	
				123022	
MOULDED SHAPES FOR ELECT FIXT					7088
100 U KINGDOM				2602	
317 CZECHO S				3692	
				5272	
				13718	

IMPORTS INTO CANADA FOR CONSUMPTION

Articles and Countries from which Imported	MONTH OF AUGUST 1955		EIGHT MONTHS ENDED AUGUST 1955		Class Number
	Quantities	Values (\$)	Quantities	Values (\$)	
327 FRANCE				252	
335 GERMANY W		2558		17272	
354 NETHRLNDS		574		3385	
376 SWITZRLND				192	
400 U STATES		110432		873887	
		119858		913978	
HEAT RESISTING GLASS WARE					
100 U KINGDOM		3738		58023	7089
305 AUSTRIA				322	
317 CZECHO S				660	
335 GERMANY W		62		4980	
354 NETHRLNDS				825	
400 U STATES		274742		1811884	
		378542		1876694	
SHEET GLASS OVER 34 OZ SQ FT	SQ FT				
100 U KINGDOM	28508	8608	171650	47703	7090
306 BELGIUM	121026	31912	712465	206138	
317 CZECHO S	19265	2894	118839	16843	
327 FRANCE	63211	12911	251274	55792	
335 GERMANY W	51483	11898	603406	141055	
354 NETHRLNDS	3000	629	19647	5149	
365 POLAND	119400	5771	119400	5771	
400 U STATES	121571	44194	1133840	369444	
	527464	118817	3150521	847895	
SHEET GLASS TRANSPRT TO 34 OZ	SQ FT				
100 U KINGDOM	712961	60972	5401647	472303	7091
305 AUSTRIA			43900	3301	
306 BELGIUM	2507918	205041	8925981	762979	
317 CZECHO S	1420537	51988	7878763	284434	
327 FRANCE	676969	36320	3723140	232354	
335 GERMANY W	500738	35725	2822981	226477	
347 JAPAN	196100	9635	1795345	88940	
365 POLAND	825600	21345	1875600	46283	
400 U STATES	54411	8039	502795	74594	
	6895234	429065	32970152	2191665	
GLASS FOR PHOTO DRY PLATES					
PLATE GLASS NOT OVER 7 SQ FT	SQ FT				
100 U KINGDOM	20852	10643	287136	119435	7093
306 BELGIUM	803	366	49738	20326	
327 FRANCE	817	370	27384	11181	
335 GERMANY W	1653	725	7985	2998	
400 U STATES	43802	15490	178866	100161	
	67927	27594	551109	254101	
PLATE GLASS 7 TO 25 SQ FT	SQ FT				
100 U KINGDOM	452332	184679	2977822	1196360	7094
306 BELGIUM	15083	6942	207233	94333	
317 CZECHO S	7977	2931	32173	11811	
327 FRANCE	6503	3369	55729	28583	
335 GERMANY W	9843	4280	38158	22035	
400 U STATES	139879	67269	1272668	569562	
	631617	269470	4583783	1922684	
PLATE GLASS N O P	SQ FT				
100 U KINGDOM	441826	208141	2006838	958539	7095
306 BELGIUM	104565	51502	717889	379651	
327 FRANCE	8837	4309	135374	65516	
335 GERMANY W	68881	35542	158716	72698	
354 NETHRLNDS			1000	528	
400 U STATES	972283	422569	9357963	4031334	
	1596392	722063	12377780	5508266	
GERMAN MIRROR PLATE UNSILVERED					
LAMINATED GLASS SHEETS OR MFRS	SQ FT				
100 U KINGDOM	43269	21377	148212	66231	7097
306 BELGIUM	453	300	6944	4188	
317 CZECHO S			1108	478	
335 GERMANY W			33739	18354	
400 U STATES	1559	4375	12504	28846	
	45281	26052	202507	118097	
GLASS SHEETS WIRED	SQ FT				
100 U KINGDOM	131022	46302	589193	188760	7099
306 BELGIUM	14254	2664	99532	18410	
335 GERMANY W	12763	2634	29448	5889	
354 NETHRLNDS	5820	4085	29435	19984	
400 U STATES	1076	660	42667	34247	
	164935	56345	790275	267290	
GLASS CAST AND SHEET GLASS N O P	SQ FT				
100 U KINGDOM	987	597	35268	7514	7100
306 BELGIUM	2026	423	14859	3465	
327 FRANCE			1008	283	
335 GERMANY W	78	56	4344	1460	
400 U STATES	702	127	99506	32192	
	3793	1203	154985	44914	
ORNAMENTAL COLOURED GLASS	SQ FT				
100 U KINGDOM	15711	3499	110994	29713	7111
306 BELGIUM	12168	8833	67208	23052	
327 FRANCE	2000	823	6672	2638	
335 GERMANY W	2557	1670	4086	2459	
400 U STATES	13362	15086	105059	120207	
	45798	29911	294019	178069	
PAINTED OBSCURED WHITE GLASS	SQ FT				
100 U KINGDOM	242536	32042	1342760	196039	7112
306 BELGIUM	68569	10916	482586	70526	
317 CZECHO S	8000	371	18403	928	
327 FRANCE	2680	929	9234	2129	
335 GERMANY W	13655	2928	68843	18833	

IMPORTS INTO CANADA FOR CONSUMPTION

Articles and Countries from which Imported	MONTH OF AUGUST 1955		EIGHT MONTHS ENDED AUGUST 1955		Class Number
	Quantities	Values (\$)	Quantities	Values (\$)	
347 JAPAN	3153	288	5245	662	
400 U STATES	55184	19296	804130	235291	
STAINED OR ORNAMENTAL WINDOWS	393777	66770	2731201	524408	7113
100 U KINGDOM		11710		33224	
305 AUSTRIA		808		2089	
306 BELGIUM		414		414	
327 FRANCE		5878		17432	
335 GERMANY W				11925	
344 ITALY		650		5967	
354 NETHRLNDS				2923	
400 U STATES		707		6066	
MIRRORS OF GLASS FRAMED OR NOT		20167		80040	7114
100 U KINGDOM		4822		34331	
306 BELGIUM		20666		173907	
317 CZECHO S		432		6856	
318 DENMARK				343	
327 FRANCE		46		2321	
335 GERMANY W		2668		27065	
344 ITALY		56		597	
347 JAPAN		1444		9993	
400 U STATES		68973		361986	
GLASS BALLS FOR FIBRES OR YARN		99107		617399	7120
400 U STATES		9170		143161	
GLASS TO BE CUT OR MOUNTED		9170		143161	7121
306 BELGIUM		10328		45437	
317 CZECHO S		2809		7828	
327 FRANCE				140	
335 GERMANY W		2854		34431	
340 HUNGARY		1246		2230	
354 NETHRLNDS				981	
365 POLAND		680		680	
400 U STATES		26193		158012	
GLASS BLANKS FOR REFLECTORS		44110		249739	7122
400 U STATES		4466		105293	
BEADS FOR MFR IMITATION PEARLS		4466		105293	7123
335 GERMANY W				196	
347 JAPAN				136	
400 U STATES		10950		62438	
ARTIFICIAL EYES CONTACT LENSES		10950		62770	7124
400 U STATES		514		4156	
PHOTOGRAPHIC DRY PLATES		514		4156	7125
100 U KINGDOM		1254		15242	
306 BELGIUM				432	
400 U STATES		20077		100954	
SPECTACLES EYE GLASS LENSES		21331		116628	7126
100 U KINGDOM		478		7398	
305 AUSTRIA		136		499	
317 CZECHO S				1600	
327 FRANCE		700		24903	
335 GERMANY W		1779		13517	
344 ITALY				14838	
347 JAPAN		2703		34782	
376 SWITZRLNO				397	
400 U STATES		15620		384733	
MANUFACTURES OF GLASS N O P		21416		482667	7127
100 U KINGDOM		13680		52792	
231 HONG KONG				1781	
305 AUSTRIA		262		6010	
306 BELGIUM		1605		9883	
317 CZECHO S		7660		32892	
318 DENMARK				2159	
326 FINLAND		151		151	
327 FRANCE		1136		13051	
335 GERMANY W		8821		46681	
340 HUNGARY				76	
344 ITALY		5479		37181	
347 JAPAN		3257		15079	
354 NETHRLNDS		1678		4886	
375 SWEDEN		1430		17238	
376 SWITZRLND				1264	
390 GERMANY E				7843	
400 U STATES		148173		1170112	
GLASS WOOL OR FIBRE GLASS	LB	193332		1419079	7128
100 U KINGDOM		7480		6639	
400 U STATES		33503		218613	
GLASS BLOCKS		40983		225252	7129
100 U KINGDOM				1762	
317 CZECHO S		749		10618	
327 FRANCE				1486	
400 U STATES		63181		398887	
PLUMBAGO NOT GROUND OR MFRD		63930		412753	7131
333 MADAGASCAR				218	
352 MEXICO				13212	

IMPORTS INTO CANADA FOR CONSUMPTION

Articles and Countries from which Imported	MONTH OF AUGUST 1955		EIGHT MONTHS ENDED AUGUST 1955		Class Number
	Quantities	Values (\$)	Quantities	Values (\$)	
359 NORWAY				7276	
400 U STATES		4695		18215	
CRUCIBLES PLUMBAGO AND COVERS		4695		38921	7132
100 U KINGDOM		11840		69023	
400 U STATES		9555		59033	
PLUMBAGO GROUND AND MFRS NOP		21395		128056	7133
100 U KINGDOM		3518		10859	
335 GERMANY W		930		14378	
352 MEXICO		3186		4712	
376 SWITZRLND				183	
400 U STATES		35346		326860	
MICA UNMANUFACTURED		42980		356992	7138
215 INDIA	CWT 150	9143	548	34944	
309 BRAZIL			98	6767	
400 U STATES	94	8333	607	26926	
MICA MANUFACTURES OF	244	17476	1253	68637	7139
100 U KINGDOM		5309		8725	
309 BRAZIL				2492	
400 U STATES		41629		315022	
ASPHALTUM OR ASPHALT		46938		326239	7141
100 U KINGDOM	CWT		627	1753	
225 TRINIDAD	426	430	893	894	
376 SWITZRLND			150	1724	
400 U STATES	47604	60581	321389	422685	
ASPHALTUM OIL FOR PAVING	48030	61011	323059	427056	7143
400 U STATES	GAL				
OIL FOR CONCENTRATION OF ORES	16410	2454	20757	3763	7151
400 U STATES	16410	2454	20757	3763	
CRUDE PETROLEUM FOR REFINING	23692	35412	148357	184878	7153
225 TRINIDAD	23692	35412	148357	184878	
303 ARABIA	M GAL				
314 COLOMBIA	8369	536513	59106	3954876	
342 IRAN	14510	704710	66828	4923955	
387 VENEZUELA			4407	245860	
391 LEBANON			3932	330211	
392 SYRIA	248121	18537833	1539205	115449158	
400 U STATES	34901	2830448	132612	10832392	
PETROLEUM TOPS FOR REFINERS			4532	306625	
225 TRINIDAD	17834	1613536	165350	14668303	
FUEL OIL EXWARE SHIPS STORES	323735	24223040	1975972	150711380	7154
400 U STATES	GAL				
CRUDE PETROLEUM LESS THAN 8155			3997349	298973	7156
400 U STATES	GAL				
CRUDE PETROLEUM N O P			3997349	298973	7157
400 U STATES	GAL				
AVIATION GASOLINE			6865	635	7158
357 NETH ANT			6865	635	
381 ALASKA	GAL				7161
400 U STATES	150927	42672	1447656	272641	
KEROSENE N O P	11156058	2359598	59445533	12007055	7162
357 NETH ANT	11306985	2402270	61650989	12487398	
381 ALASKA	GAL				
400 U STATES	313398	32740	2142369	233039	
ENGINE DISTILLATE 8017 OR OVER	5083	1070	170858	37158	7163
400 U STATES	1457291	150651	5732140	684796	
GASOLINE UNDER 8236 SP G N O P	1775772	184461	8045367	954993	7164
357 NETH ANT	GAL				
381 ALASKA	8909	1366	80017	11148	
400 U STATES	8909	1366	80017	11148	
CASINGHEAD GASOLINE BLENDING	GAL				7165
357 NETH ANT	10910945	1452804	54402870	7197780	
400 U STATES	773459	158067	2959201	588210	
LUB OILS UNOER 25C PER GAL	865555	135755	6801967	1040540	7166
100 U KINGDOM	12549959	1746626	64164038	8826530	
381 ALASKA	GAL				
400 U STATES	456632	36080	3115651	237509	
PETRO LUB OILS 25C GAL OR OVER	456632	36080	5717105	509439	7167
100 U KINGDOM	GAL				
381 ALASKA	1860	350	9960	2237	
400 U STATES	1711740	330384	17959815	3393788	
OILS MINERAL N O P	1713600	330734	17969775	3396025	7168
100 U KINGDOM	GAL				
400 U STATES	21112	8084	74087	19694	
STOVE OIL NO 1 FUEL OIL	75944	71961	1048332	930968	7171
357 NETH ANT	97056	80045	1122419	950662	
381 ALASKA	GAL				
400 U STATES	3767863	391191	33651949	3662657	
	340373	56092	4697489	751372	
	7512467	791966	20475284	2368323	
	11620703	1239249	58824722	6782352	

IMPORTS INTO CANADA FOR CONSUMPTION

Articles and Countries from which Imported	MONTH OF AUGUST 1955		EIGHT MONTHS ENDED AUGUST 1955		Class Number
	Quantities	Values (\$)	Quantities	Values (\$)	
LIGHT FUEL OILS NOS 2 AND 3					7172
357 NETH ANT	GAL				
381 ALASKA	6604646	657531	14031538	1422906	
387 VENEZUELA	60340	5318	95930	8704	
400 U STATES	24085237	2080984	63187499	6070034	
	23003312	2369492	108625106	11274345	
	53753535	5113325	185940073	18775989	
HEAVY FUEL OILS NOS 4 5 AND 6					7173
100 U KINGDOM	GAL				
354 NETHRLNDS	83209	5533	83209	5533	
357 NETH ANT	2353	200	2353	200	
381 ALASKA	13925300	821424	60949568	3175071	
387 VENEZUELA	8610	734	94764	8473	
400 U STATES	27772794	1948362	11843502	634531	
	41792266	2776253	122939783	7896477	
			195913179	11720285	
DIESEL FUEL					7174
100 U KINGDOM	GAL				
357 NETH ANT			1875	250	
381 ALASKA	25069	6355	10967436	1164861	
387 VENEZUELA			884784	134630	
400 U STATES	15003333	1546585	7947929	798223	
	15028402	1552940	32618303	3514322	
			52420327	5612286	
TRACTOR FUEL					7175
PETROL GREASE LUBRICATING NOP					7181
100 U KINGDOM	LB				
335 GERMANY W	205	164	14868	4884	
381 ALASKA			5908	2975	
400 U STATES	11796	1581	90127	12824	
	2525447	223231	12937633	1274478	
	2537448	224976	13048536	1295161	
PETROL JELLIES TOILET MEDICINE					7182
100 U KINGDOM				1872	
400 U STATES		51967		450575	
		51967		452447	
PARAFFINE WAX					7183
100 U KINGDOM	LB				
215 INDIA	700000	28798	1542240	79975	
400 U STATES			2795940	104897	
	2407851	182492	19443666	1327946	
	3107851	211290	23781846	1512818	
CANDLES PARAFFINE WAX					7184
327 FRANCE	LB			146	196
335 GERMANY W				220	132
400 U STATES	7486	2470	69600	21910	
	7486	2470	69966	22238	
PRODUCTS OF PETROLEUM N O P					7185
100 U KINGDOM	GAL				
381 ALASKA			211	1522	
400 U STATES	5496	1958	25885	8654	
	530705	223312	5204814	2012931	
	536201	225270	5230910	2023107	
LIQUEFIED PETROLEUM GASES					7186
400 U STATES	LB				
	16233969	185290	144949130	1698109	
	16233969	185290	144949130	1698109	
NAPHTHA INCL SOLVENT NAPHTHA					7187
100 U KINGDOM	GAL				
357 NETH ANT	28	188	58	488	
381 ALASKA	2138526	229541	2456690	282576	
400 U STATES	3710	1238	13318	4426	
	798228	178470	9159668	1872503	
	2940492	409437	11629734	2159993	
ARTIFICIAL ABRASIVE GRAINS					7191
100 U KINGDOM				151	
335 GERMANY W		156		1694	
400 U STATES		201805		1248291	
		201961		1250136	
DIAMONDS BLACK BORT FOR BORERS					7192
100 U KINGDOM	CARAT				
207 UN SO AFR	73089	553063	174655	1104047	
306 BELGIUM	35685	139680	196864	793000	
335 GERMANY W			2195	11511	
354 NETHRLNDS			231	1257	
400 U STATES	274	1257	274	1257	
	59045	292063	777456	3766221	
	168093	986063	1151675	5677293	
DIATOMACEOUS EARTH					7193
318 DENMARK	CWT			489	852
400 U STATES			290878	513946	
	41004	77292	291367	514798	
	41004	77292			
EMERY IN BULK					7194
400 U STATES				12121	129843
				12121	129843
GRINDING WHEELS BONDED					7195
100 U KINGDOM		6324		29138	
305 AUSTRIA				441	
306 BELGIUM				144	
335 GERMANY W		2206		12669	
359 NORWAY		832		6695	
375 SWEDEN		2096		12747	
376 SWITZRLND		225		329	
400 U STATES		150578		1229306	
		162261		1291469	
GRINDING STONES BLOCKS BONDED					7196
100 U KINGDOM		331		934	
335 GERMANY W		189		639	
400 U STATES		20282		188105	
		20802		189678	
EMERY ART ABRASIVE MFRS N O P					7197
100 U KINGDOM		4650		8845	
335 GERMANY W		55		630	
344 ITALY				135	

IMPORTS INTO CANADA FOR CONSUMPTION

139

Articles and Countries from which Imported	MONTH OF AUGUST 1955		EIGHT MONTHS ENDED AUGUST 1955		Class Number
	Quantities	Values (\$)	Quantities	Values (\$)	
400 U STATES		28521		221402	
GRINDSTONES 36 INCHES OR OVER	N0	33226		231012	7198
400 U STATES	11	2991	115	12432	
GRINDSTONES N O P	N0	2991	115	12432	7199
100 U KINGDOM	152	244	916	4201	
400 U STATES	52	254	917	6268	
PUMICE PUMICE STONE LAVA TUFFA	204	498	1833	10469	7200
335 GERMANY W				919	
344 ITALY		419		13019	
400 U STATES		19110		120196	
SANDPAPER EMERY PAPER CLOTH		19529		134134	
100 U KINGDOM		162		5101	7201
335 GERMANY W		3526		9198	
400 U STATES		84839		637462	
BUILDING STONE N O P		88527		651761	
100 U KINGDOM	CWT		906	1956	7210
344 ITALY			483	2482	
400 U STATES	54797	67553	452421	430908	
GRANITE ROUGH	54797	67553	453810	435346	7215
306 BELGIUM				596	
326 FINLAND		3711		14292	
335 GERMANY W				320	
359 NORWAY		1545		3167	
375 SWEDEN		2492		42695	
400 U STATES		13103		75258	
GRANITE SAWN		20651		136328	7216
207 UN SO AFR		1415		1415	
306 BELGIUM				1170	
326 FINLAND		1221		11918	
359 NORWAY		202		576	
375 SWEDEN		934		4479	
400 U STATES		7692		40968	
GRANITE MANUFACTURES		11464		60526	7218
100 U KINGDOM				51	
306 BELGIUM				1303	
326 FINLAND		12113		67054	
335 GERMANY W		25741		110007	
359 NORWAY				410	
375 SWEDEN		6088		53241	
400 U STATES		2791		27803	
GYPSUM		46733		259869	7221
100 U KINGDOM	TON		19	603	
400 U STATES			6947	41028	
LIME			6966	41631	7223
100 U KINGDOM	CWT		5003	3868	
400 U STATES	1270	1043	345914	191240	
PLASTER OF PARIS WALL PLASTER	56218	32475	350917	195108	7224
100 U KINGDOM	CWT		1210	895	
400 U STATES	64370	72535	320176	368718	
CEMENT PORTLAND	64370	72535	321366	369613	7225
100 U KINGDOM	CWT		1093173	810584	
306 BELGIUM	833472	586076	31999	45416	
318 DENMARK	8853	13746	11143	16059	
327 FRANCE	1873	2667	8436	14153	
335 GERMANY W	5616	9733	1333364	978121	
375 SWEDEN	903968	615593	1000	601	
376 SWITZRLND	33075	25781	33075	25781	
400 U STATES	558336	607298	1023526	1147602	
CEMENT MANUFACTURES N O P	2345193	1860894	3535716	3038317	7226
100 U KINGDOM		2490		3083	
344 ITALY				65156	
400 U STATES		9126		99267	
WHITE PORTLAND CEMENT CLINKER		11616		167506	7227
400 U STATES	CWT				
MARBLE ROUGH	29725	27289	188490	173442	7231
309 BRAZIL	29725	27289	188490	173442	
327 FRANCE				1508	
344 ITALY		7302		3736	
352 MEXICO				22817	
353 MOROCCO		710		1157	
360 ISRAEL				710	
400 U STATES		9473		990	
MARBLE SAWN		17485		24132	7232
306 BELGIUM		1328		55050	
327 FRANCE		3124		7743	
344 ITALY		14479		3124	
366 PORTUGAL				88376	
372 SPAIN				4306	
400 U STATES		4226		77	
		23157		83609	
				187235	

IMPORTS INTO CANADA FOR CONSUMPTION

Articles and Countries from which Imported	MONTH OF AUGUST 1955		EIGHT MONTHS ENDED AUGUST 1955		Class Number
	Quantities	Values (\$)	Quantities	Values (\$)	
MARBLE FOR TOMBSTONES					
400 U STATES		2100		26973	7233
		2100		26973	
MARBLE MANUFACTURES N O P					7234
100 U KINGDOM				64	
306 BELGIUM		306		5345	
326 FINLAND				1126	
327 FRANCE				421	
335 GERMANY W		105		405	
344 ITALY		3890		18540	
400 U STATES		367		8662	
		4668		34563	
MARBLE ORNAMENTAL FOR CHURCHES					7235
327 FRANCE				1281	
344 ITALY		10385		80081	
		10385		81362	
ROOFING SLATE					7241
100 U KINGDOM	sq		84	7022	
366 PORTUGAL			140	753	
400 U STATES		140	714	21707	
		140	938	29482	
SLATE MANUFACTURES N O P					7243
100 U KINGDOM		53		53	
335 GERMANY W		879		2661	
344 ITALY				4079	
366 PORTUGAL				5720	
400 U STATES		2494		7816	
		3426		20329	
BURRSTONES IN BLOCKS	NO				7251
CHALK CLIFF STONE MICA SCHIST					7252
100 U KINGDOM				195	
344 ITALY				63	
400 U STATES				2380	
				2638	
CHALK PREPARED					7253
400 U STATES				2775	
				2775	
CURLING STONES AND HANDLES	PAIR				7254
100 U KINGDOM		845	2512	74104	
		845	2512	74104	
FELDSPAR CRUDE ONLY	CWT				7255
FELDSPAR GROUND	CWT				7256
400 U STATES		100	939	1111	
		100	939	1111	
FLINT AND GROUND FLINT STONE	CWT				7257
400 U STATES		1181	10274	14246	
		1181	10274	14246	
FLUORSPAR	CWT				7258
100 U KINGDOM		224	2673	5714	
352 MEXICO		4060	70420	84441	
372 SPAIN		89600	116301	111053	
400 U STATES		2941	51014	82271	
		96825	240408	283479	
GANISTER	CWT				7259
400 U STATES		2810	5933	4776	
		2810	5933	4776	
MAGN CARB FOR RUBBER PRODUCTS	CWT				7260
400 U STATES			8	122	
			8	122	
MAG OX AND CARB FOR INSULATION	CWT				7261
100 U KINGDOM			393	2852	
400 U STATES		8268	55999	245319	
		8268	56392	248171	
MAGNESITE CALCINED DEAD BURNED	CWT				7262
100 U KINGDOM		112	632	5719	
354 NETHRLNDS			110	356	
388 YUGO SLAV			110285	268434	
400 U STATES		22227	92725	341606	
		22339	203752	616115	
PHOSPHATE ROCK	CWT				7263
357 NETH ANT		2366808	134400	166040	
400 U STATES		829539	7219215	2639526	
		2366808	7353615	2805566	
SILICA SAND	CWT				7264
100 U KINGDOM		2461	2461	351	
306 BELGIUM		35840	476560	32453	
400 U STATES		1116191	7616807	1262843	
		1154492	8095828	1295647	
SAND AND GRAVEL N O P	TON				7265
375 SWEDEN		550	550	1100	
400 U STATES		31198	169556	183551	
		31748	170106	184651	
SILEX OR CRYSTALLIZED QUARTZ	CWT				7266
306 BELGIUM			297	1908	
309 BRAZIL			138	2908	
400 U STATES		25743	282892	146652	
		25743	283327	151468	
STONE REFUSE	TON				7267
400 U STATES			370	603	
			370	603	
TALC OR SOAPSTONE	CWT				7268
327 FRANCE			223	465	
344 ITALY		2425	10444	22570	
400 U STATES		16950	135982	214310	
		19375	146649	237345	

IMPORTS INTO CANADA FOR CONSUMPTION

Articles and Countries from which Imported	MONTH OF AUGUST 1955		EIGHT MONTHS ENDED AUGUST 1955		Class Number
	Quantities	Values (\$)	Quantities	Values (\$)	
WHITING GILDERS PARIS WHITE	CWT				
100 U KINGDOM	6399	4531	28919	21406	7269
327 FRANCE	8500	2768	21317	6927	
335 GERMANY W	200	627	402	1280	
400 U STATES	8759	12348	75410	141336	
	23858	20274	126048	170949	
STONE AND MANUFACTURES N O P					
100 U KINGDOM				931	7270
231 HONG KONG		1464		2005	
344 ITALY		2629		9425	
400 U STATES		1580		12844	
		5673		25205	
ROOFING GRANULES	CWT				
400 U STATES	250347	230904	1709833	1558054	7271
	250347	230904	1709833	1558054	
STONE CRUSHED	TON				
400 U STATES	101693	115080	516331	539838	7272
	101693	115080	516331	539838	
QUARTZ PIEZO ELECTRIC	LB				
309 BRAZIL	630	10243	10702	177787	7273
400 U STATES	379	3481	4056	38185	
	1009	13724	14758	215972	
BLAST FURNACE SLAG	CWT				
400 U STATES	59865	7431	421098	52055	7280
	59865	7431	421098	52055	
BARYTES	CWT				
335 GERMANY W	999	1526	5924	7161	7281
400 U STATES	2084	3302	11111	20737	
	3083	4828	17035	27898	
CARBONS 3 TO 35 INCHES CIRCUM					
100 U KINGDOM		3296		22476	7282
400 U STATES		99974		570280	
		103270		592756	
CARBONS OVER 35 INCHES CIRCUM					
400 U STATES		54762		437797	7283
		54762		437797	
ELECTRIC LIGHT CARBONS N O P	LB				
100 U KINGDDM	1538	1747	3743	3942	7284
327 FRANCE			25	75	
335 GERMANY W	227	340	1513	1936	
400 U STATES	19060	13179	149246	86139	
	20825	15266	154527	92092	
CRAYONS					
100 U KINGDOM				1471	7285
327 FRANCE				237	
335 GERMANY W		2272		19079	
347 JAPAN		661		2989	
354 NETHRLNDS				637	
376 SWITZRLND				137	
400 U STATES		40610		213472	
		43543		238022	
DIAMONDS UNSET	CARAT				
100 U KINGDOM	666	73428	5616	749769	7286
207 UN SD AFR	105	21637	411	100271	
306 BELGIUM	1787	239084	15955	2436497	
327 FRANCE	257	28680	316	35828	
354 NETHRLNDS	262	48882	2213	399213	
360 ISRAEL	710	74806	5698	609720	
376 SWITZRLND	18	1186	38	4865	
400 U STATES	1302	378662	6968	1679922	
	5107	866365	37215	6016092	
EARTHS CRUDE ONLY					
335 GERMANY W				2418	7287
400 U STATES		442		1694	
		442		4112	
FOUNDRY FACINGS OF ALL KINDS					
400 U STATES		7257		78267	7288
		7257		78267	
FULLERS EARTH IN BULK ONLY					
100 U KINGDOM		182		1070	7289
400 U STATES		9103		72569	
		9285		73639	
GAS IMPORTED BY PIPE LINE	M FT				
400 U STATES	1747153	480776	9222720	2339329	7290
	1747153	480776	9222720	2339329	
INSULATORS ELECTRIC N O P					
100 U KINGDOM		16159		21860	7291
335 GERMANY W				664	
375 SWEDEN				125	
400 U STATES		37272		319133	
		53431		341782	
MAGNESIA PIPE COVERING					
100 U KINGDOM		3037		30185	7292
400 U STATES		8175		36018	
		11212		66203	
MINERAL WOOL N O P	LB				
400 U STATES	154270	9358	931035	134955	7295
	154270	9358	931035	134955	
SALT TABLE	CWT				
400 U STATES	51	1067	611	13586	7296
	51	1067	611	13586	
SALT FOR FISHERIES	CWT				
100 U KINGDOM			560	835	7297
224 JAMAICA			70595	11999	
227 BAHAMAS			131747	41890	
334 ST PIERRE			700	781	

IMPORTS INTO CANADA FOR CONSUMPTION

Articles and Countries from which Imported	MONTH OF AUGUST 1955		EIGHT MONTHS ENDED AUGUST 1955		Class Number
	Quantities	Values (\$)	Quantities	Values (\$)	
366 PORTUGAL			2000	700	
372 SPAIN	45600	19604	486540	174662	
400 U STATES	40	78	40	78	
	45640	19682	692182	230945	
SALT IN BULK N O P	CWT				7298
400 U STATES	382182	79973	2226778	517512	
	382182	79973	2226778	517512	
SALT IN BAGS BARRELS	CWT				7299
100 U KINGDOM	15612	17634	46173	53080	
335 GERMANY W			2240	1216	
400 U STATES	16164	14505	409905	223367	
	31776	32139	458318	277663	
SULPHUR AND BRIMSTONE	CWT				7300
400 U STATES	949871	1189240	3924382	4944059	
	949871	1189240	3924382	4944059	
MINERAL SUBSTANCES N O P					7301
100 U KINGDOM		3448		79469	
205 RHOD NYAS				60659	
207 UN SO AFR		53000		333582	
306 BELGIUM		642		4979	
318 DENMARK				554	
327 FRANCE				1141	
335 GERMANY W		2747		10732	
344 ITALY		4851		41558	
347 JAPAN		195		766	
354 NETHRLNDS		1064		1064	
390 GERMANY E				346	
400 U STATES		421100		3160670	
		487047		3695520	
VERMICULITE CRUDE					7302
207 UN SO AFR		19369		31861	
400 U STATES		19415		137050	
		38784		168911	
ASPHALT TILE FOR FLOORING	SQ FT				7303
100 U KINGDOM			29316	3219	
400 U STATES	151215	16591	1106435	91369	
	151215	16591	1135751	94588	
ANDALUSITE KYANITE MULLITE ETC	CWT				7304
400 U STATES	1920	5236	13886	41263	
	1920	5236	13886	41263	

IMPORTS INTO CANADA FOR CONSUMPTION

Articles and Countries from which Imported	MONTH OF AUGUST 1955		EIGHT MONTHS ENDED AUGUST 1955		Class Number
	Quantities	Values (\$)	Quantities	Values (\$)	
GROUP 8					
CHEMICALS AND ALLIED PRODUCTS					
ACID BORACIC 25 LBS OR OVER 400 U STATES	LB 49400	4094	1933280	124362	8001
ACID HYDROFLUOSILICIC 400 U STATES	LB 2907	395	84509	6279	8002
ACID MURIATIC 400 U STATES	LB 25720	722	499682	7542	8003
ACETYSALICYLIC ACID 100 U KINGDOM 327 FRANCE 400 U STATES	LB 58080	32390	378050	208886	8004
ACID NITRIC 400 U STATES	LB 1726	273	420312	22173	8005
ACID PHOSPHORIC 400 U STATES	LB 21083	4914	335907	28660	8006
ACID SULPHURIC 400 U STATES	LB 2296	193	55165	3251	8008
ACID LACTIC 100 U KINGDOM 335 GERMANY W 354 NETHRLNDS 400 U STATES	LB 8347	3308	77766	28905	8009
ACID NICOTINIC 327 FRANCE 335 GERMANY W 344 ITALY 376 SWITZRLND 400 U STATES	LB 110	810	385	2418	8010
SALICYLIC ACID 100 U KINGDOM 335 GERMANY W 400 U STATES	LB 224	77	784	311	8011
ACID ACETIC AND PYROLIGNEOUS 100 U KINGDOM 400 U STATES	GAL 110	195	330	1946	8012
ACID CITRIC 100 U KINGDOM 400 U STATES	LB 30165	5814	86208	20709	8013
ACID CRESYLIC 100 U KINGDOM 400 U STATES	LB 52237	4246	319885	71860	8015
XANTHATES FOR ORES 100 U KINGDOM 335 GERMANY W 400 U STATES	LB 40000	7011	406093	92569	8016
ACID OXALIC 100 U KINGDOM 327 FRANCE 335 GERMANY W 354 NETHRLNDS 400 U STATES	LB 36839	3586	246290	21658	8017
ACID TANNIC 100 U KINGDOM 306 BELGIUM 327 FRANCE 336 GREECE 376 SWITZRLND 379 TURKEY 400 U STATES	LB 2240	1083	110199	8512	8020
TARTARIC ACID CRYSTAL OR POWD 100 U KINGDOM 335 GERMANY W 344 ITALY 372 SPAIN 400 U STATES	LB 20160	6664	356489	30170	8021
ACIDS N O P 100 U KINGDOM 327 FRANCE 335 GERMANY W 344 ITALY 347 JAPAN 354 NETHRLNDS	LB 81816	17624	4775353	1129511	8022

IMPORTS INTO CANADA FOR CONSUMPTION

Articles and Countries from which Imported		MONTH OF AUGUST 1955		EIGHT MONTHS ENDED AUGUST 1955		Class Number
		Quantities	Values (\$)	Quantities	Values (\$)	
375	SWEDEN			551	1161	
376	SWITZRLND			881	3493	
400	U STATES	290517	58004	2501145	654654	
ACID ARSENIC		372553	75876	3083970	826415	8023
	400 U STATES	LB		428163	15276	
ACID ASCORBIC				428163	15276	
	400 U STATES	LB		27307	172305	8024
		7194	40784	27307	172305	
ACID FORMIC		7194	40784			
	400 U STATES	LB		448969	45073	8025
	335 GERMANY W	44468	4469	37640	3751	
	354 NETHRLNDS			58740	8643	
	400 U STATES	25908	3783	545349	57467	
ACID CHROMIC		70376	8252			
	400 U STATES	LB		98000	23207	8026
	100 U KINGDOM	10000	2326	22046	5394	
	335 GERMANY W			1206	257	
	376 SWITZRLND			585742	150357	
	400 U STATES	61700	15958	706994	179215	
ACID CARBOLIC OR PHENOL		71700	18284			
	400 U STATES	LB		5202620	818390	8027
		362460	58664	5202620	818390	
AMYL ALCOHOL		362460	58664			
	400 U STATES	GAL		7476	9412	8032
				7476	9412	
BUTYL ALCOHOL						
	100 U KINGDOM	LB		160	59	8034
	400 U STATES	20107	2398	235753	27874	
		20107	2398	235913	27933	
METHYL ETHYL KETONE ETC		LB				
	400 U STATES	501526	90018	3657120	555003	8035
		501526	90018	3657120	555003	
ETHYL AND METHYL ALCOHOL		P GAL				
	335 GERMANY W	913690	270290	913690	270290	8036
	381 ALASKA			293	231	
	400 U STATES	12506	4984	128639	43610	
		926196	275274	1042622	314131	
RUM TO BE DENATURED		P GAL				
	221 G GUIANA			1001	1398	8037
	224 JAMAICA			993	1234	
	400 U STATES			375	469	
				2369	3101	
ISOPROPYL ALCOHOL		GAL				
	100 U KINGDOM			220	682	8038
	400 U STATES	797	463	197212	81592	
		797	463	197432	82274	
CELLULOSE ACETATE PHOTO FILM						
	400 U STATES		117354		800952	8046
			117354		800952	
COLLODION FOR FILMS ENGRAVERS		GAL				
	400 U STATES			20	77	8047
				20	77	
CAFFEINE AND SALTS		LB				
	335 GERMANY W	5000	12530	17916	42685	8052
	354 NETHRLNDS			6000	17620	
	400 U STATES	6000	16494	24460	66100	
		11000	29024	48376	126405	
COCAINE		OZ				
	100 U KINGDOM			1115	12640	8053
				1115	12640	
CODEINE AND SALTS		OZ				
	100 U KINGDOM	16019	78844	42847	216136	8054
	215 INDIA			600	3133	
	335 GERMANY W			700	3454	
	354 NETHRLNDS	4000	24392	4000	24392	
		20019	103236	48147	247115	
OPIUM DERIVATIVES N O P		OZ				
	100 U KINGDOM	240	299	3979	16569	8056
	327 FRANCE			10	113	
	354 NETHRLNDS			323	1732	
	400 U STATES	54	399	421	2213	
		294	698	4733	20627	
OPIUM		LB				
	100 U KINGDOM	30	453	165	2015	8057
		30	453	165	2015	
QUININE SALTS		OZ				
	100 U KINGDOM			2588	1374	8059
	335 GERMANY W	1200	401	7200	2691	
	354 NETHRLNDS			5000	1347	
	400 U STATES	6300	2145	59890	20711	
		7500	2546	74678	26123	
STRYCHNINE AND SALTS		OZ				
	100 U KINGDOM	1300	739	10780	6349	8060
	215 INDIA			1000	685	
		1300	739	11780	7034	
PREPARATIONS WEED KILLING						
	100 U KINGDOM		9349		45364	8069
	335 GERMANY W				5797	
	363 PERU				7700	
	400 U STATES				2144368	
			37137		2203229	
			46486			
NICOTINE AND SALT FOR SPRAYING		LB				
	100 U KINGDOM			21000	14239	8070
	400 U STATES	3640	3263	100812	77361	
		3640	3263	121812	91600	

IMPORTS INTO CANADA FOR CONSUMPTION

145

Articles and Countries from which Imported	MONTH OF AUGUST 1955		EIGHT MONTHS ENDED AUGUST 1955		Class Number
	Quantities	Values (\$)	Quantities	Values (\$)	
CHLOROPICRIN INSECTICIDES					8071
100 U KINGDOM				1680	
400 U STATES		7096		49151	
		7096		50831	
SPRAYS IN PKGS NOT OVER 3 LBS					8072
100 U KINGDOM		8070		34365	
335 GERMANY W		5874		5874	
400 U STATES		19886		204754	
		33830		244993	
DISINFECTANTS DIPS SPRAYS NOP					8073
100 U KINGDOM		20559		211208	
327 FRANCE		1268		14459	
335 GERMANY W		4455		60329	
354 NETHRLNDS		1685		3318	
359 NORWAY				300	
363 PERU				20327	
376 SWITZRLND		3446		27499	
400 U STATES		552765		5485577	
		584178		5823017	
MEDICINAL PREPARATIONS DRY					8074
100 U KINGDOM		51640		378711	
231 HONG KONG		3874		29448	
236 NEW ZEAL				553	
305 AUSTRIA				225	
306 BELGIUM				2630	
317 CZECHO S				97	
318 DENMARK				3264	
327 FRANCE		7626		86859	
335 GERMANY W		2804		17232	
347 JAPAN				1022	
354 NETHRLNDS		355		5437	
375 SWEDEN				70	
376 SWITZRLND		62616		331689	
400 U STATES		386214		3129136	
		515129		3986373	
MEDICINAL PREPARATIONS LIQUID					8075
100 U KINGDOM		4973		37477	
231 HONG KONG		614		4372	
234 AUSTRALIA		1513		3023	
327 FRANCE		4409		42960	
335 GERMANY W		73		1584	
344 ITALY		114		1064	
347 JAPAN				337	
354 NETHRLNDS		549		1849	
375 SWEDEN				1159	
376 SWITZRLND		718		16969	
400 U STATES		78763		754072	
		91726		864866	
MEDICINAL PREPARATIONS OTHER					8076
100 U KINGDOM				210	
231 HONG KONG		355		4576	
327 FRANCE		700		745	
335 GERMANY W				86	
347 JAPAN		198		617	
376 SWITZRLND		276		2171	
400 U STATES		6491		35456	
		8020		43861	
MEDICATED WINES UNDER 40 PROOF	GAL				8077
MENTHOL NATURAL OR SYNTHETIC					8078
100 U KINGDOM				21806	
231 HONG KONG		23668		109015	
309 BRAZIL				10904	
313 CHINA		11326		25944	
335 GERMANY W				8433	
354 NETHRLNDS				10229	
400 U STATES		483		41401	
		35477		227732	
PAPAIN					8079
203 B E AFR				2866	
217 CEYLON				228	
400 U STATES		809		7879	
		809		10973	
SPIRITS AND STRONG WATERS	GAL				8081
100 U KINGDOM			306	2562	
231 HONG KONG			3407	18586	
400 U STATES	524	3024	1206	26343	
	196	3079	4919	47491	
	720	6103			
EXTRACT OF CASCARA SAGRADA					8082
400 U STATES		781		10629	
		781		10629	
PENICILLIN AND PRODUCTS					8083
100 U KINGDOM		2249		8055	
400 U STATES		35820		373672	
		38069		381727	
STREPTOMYCIN AND PRODUCTS					8084
100 U KINGDOM		2136		39341	
400 U STATES		11020		104211	
		13156		143552	
SULPHA DRUGS					8085
100 U KINGDOM		2655		63944	
317 CZECHO S		1222		1222	
318 DENMARK		9267		43953	
327 FRANCE		4857		6625	
344 ITALY		1191		2091	
354 NETHRLNDS				13170	

IMPORTS INTO CANADA FOR CONSUMPTION

Articles and Countries from which Imported	MONTH OF AUGUST 1955		EIGHT MONTHS ENDED AUGUST 1955		Class Number
	Quantities	Values (\$)	Quantities	Values (\$)	
376 SWITZRLND				27552	
400 U STATES		9508		168774	
ANTIBIOTICS N O P		28700		327331	8086
100 U KINGDOM		3556		215481	
327 FRANCE				5331	
400 U STATES		236900		1587745	
ANILINE DYES 1 LB OR OVER		240456		1808557	8091
100 U KINGDOM	LB				
220 BERMUDA	121766	129739	635176	642533	
306 BELGIUM			695	1435	
327 FRANCE	784	913	6016	6016	
335 GERMANY W	3978	3643	87391	113297	
344 ITALY	35080	40706	221644	252711	
354 NETHRLNDS	385	725	385	725	
376 SWITZRLND	12786	11665	46464	48224	
400 U STATES	46419	82966	438732	842276	
	286048	369250	2406747	3077112	
	507246	639607	3843250	4984329	
ANILINE AND COAL TAR OYES NOP	LB				8092
400 U STATES	100	294	22100	45276	
	100	294	22100	45276	
ANILINE OIL CRUDE	LB				8093
400 U STATES			4819	1059	
			4819	1059	
ANILINE SALTS AND ALIZARIN	LB				8094
100 U KINGDOM	17277	8935	50312	25472	
335 GERMANY W			2000	2520	
400 U STATES			9257	2523	
	17277	8935	61569	30515	
COAL TAR BASE OR SALT FOR OYES	LB				8095
100 U KINGDOM	15821	16484	82477	77919	
306 BELGIUM	551	827	16495	14099	
327 FRANCE			8814	4493	
335 GERMANY W	53983	24139	269812	153423	
344 ITALY			4960	3204	
354 NETHRLNDS	550	1242	4620	4447	
376 SWITZRLND	1110	1427	4169	7653	
400 U STATES	56339	32105	406925	373772	
	128354	76224	798272	639010	
CAMWOOD AND SUMAC AND EXTRACT	CWT				8103
400 U STATES	26	291	146	1413	
	26	291	146	1413	
CHEM COMP FOR DYEING TANNG NOP	CWT				8104
100 U KINGDOM	3690	78725	9829	196891	
327 FRANCE			595	9187	
335 GERMANY W	1350	43848	4423	113295	
354 NETHRLNDS			7	537	
376 SWITZRLND	25	2045	227	17074	
400 U STATES	12777	52200	104924	570400	
	17842	176818	120005	907384	
BASIC CHROMIC SULPHATE	CWT				8105
100 U KINGDOM	304	2913	3026	22009	
335 GERMANY W			538	4388	
354 NETHRLNDS			550	4518	
400 U STATES	2193	20585	14466	131112	
	2497	23498	18580	162027	
INDIGO INDIGO PASTE OR EXTRACT	CWT				8106
100 U KINGDOM	148	9414	1180	84179	
400 U STATES			11	451	
	148	9414	1191	84630	
IRON AND RED LIQUOR FOR DYEING	CWT				8107
400 U STATES			125	1134	
			125	1134	
LOGWOOD AND FUSTIC EXTRACT	CWT				8109
400 U STATES	35	1239	276	8479	
	35	1239	276	8479	
QUEBRACHO EXTRACT	CWT				8111
304 ARGENTINA	4687	51466	36438	404303	
354 NETHRLNDS	44	603	257	3134	
362 PARAGUAY	2218	23478	13467	150706	
400 U STATES	360	4960	5306	69898	
	7309	80507	55468	628041	
TERRA JAPONICA GAMBIER CUTCH	CWT				8113
100 U KINGDOM	106	1514	1399	18651	
219 BEI OTHER			20	205	
400 U STATES	46	417	74	714	
	152	1931	1493	19570	
TURMERIC	CWT				8114
100 U KINGDOM			112	2458	
215 INDIA	62	1284	956	18885	
224 JAMAICA	56	616	56	616	
400 U STATES			118	2773	
	118	1900	1242	24732	
NON EDIBLE SEEDS BEANS NUTS	CWT				8115
100 U KINGDOM	11	233	55	972	
224 JAMAICA			358	1084	
335 GERMANY W			10	280	
400 U STATES	42	906	696	6089	
	53	1139	1119	8425	
CHESTNUT EXTRACT	CWT				8116
327 FRANCE			3858	42318	
344 ITALY	1700	17777	6635	68266	
400 U STATES	50	611	350	4284	
	1750	18388	10843	114868	

IMPORTS INTO CANADA FOR CONSUMPTION

147

Articles and Countries from which Imported	MONTH OF AUGUST 1955		EIGHT MONTHS ENDED AUGUST 1955		Class Number
	Quantities	Values (\$)	Quantities	Values (\$)	
SPRUCE EXTRACT 400 U STATES	CWT 230	1303	1950	11069	8117
MYROBALAN EXTRACT 100 U KINGDOM 215 INDIA	CWT 230	1303	1950	11069	8118
WATTLE EXTRACT 203 B E AFR 207 UN SO AFR 354 NETHRLNDS 400 U STATES	CWT 1499	12577	996 10230 44 22	9564 87841 422 223	8119
HEMLOCK EXTRACT 400 U STATES	CWT 1499	12577	11292	98050	8120
EXTRACTS N D P DYEING TANNING 100 U KINGDOM 234 AUSTRALIA 327 FRANCE 335 GERMANY W 379 TURKEY 400 U STATES	CWT 15 673 66 1 1082	1193 4868 3373 149 7507	912 2813 66 2 1102 8740	14952 20353 3373 202 8143 81264	8121
BINITROTOLUOL FOR EXPLOSIVES 400 U STATES	LB 1837	17090	13635	128287	8131
NITRATE COMPOUNDS NOP FOR EXPL 100 U KINGDOM 400 U STATES	LB 104612	11580	502380	57863	8132
BLASTING AND MINING POWDER 400 U STATES	LB 750	256	61830	22485	8133
DYNAMITE AND NITRO GLYCERINE 400 U STATES	LB 750	256	61830	22485	8134
FIREWORKS FIRECRACKERS 100 U KINGDOM 231 HONG KONG 335 GERMANY W 347 JAPAN 354 NETHRLNDS 400 U STATES	LB 15670	11588	18125	12948	8135
FUSE NON METALLIC 100 U KINGDOM 400 U STATES	LB 172	4916	18125	12948	8136
GUN RIFLE SPORTING POWDER 100 U KINGDOM 400 U STATES	LB 20000 31355	5877 24596	67500 1041164	19465 1120162	8137
EXPLOSIVES N O P 100 U KINGDOM 400 U STATES	LB 51355	30473	1108664	1139627	8138
NITROGEN SOLUTION 335 GERMANY W 400 U STATES	CWT 40230	16806	80000 122777	75014 103847	8149
NITROGEN FERTILIZER N O P 400 U STATES	CWT 40230	16806	202777	178861	8150
AMMONIUM SULPHATE 100 U KINGDOM 335 GERMANY W 400 U STATES	CWT 426 1102 44050	1416 2886 88072	5080 2864 124355	14784 7525 265234	8151
BASIC SLAG 400 U STATES	CWT 45578	92374	132299	287543	8152
POTASH MURIATE OF 327 FRANCE 335 GERMANY W 400 U STATES	CWT 157262 132159 134385	183640 148246 154963	330941 391335 1081326	375196 462412 1254359	8155
POTASH SULPHATE OF 327 FRANCE 335 GERMANY W 400 U STATES	CWT 423806	486849	1803602	2091967	8156
SODA NITRATE OR CUBIC NITRE 100 U KINGDOM 312 CHILE 354 NETHRLNDS 400 U STATES	CWT 9000 26502 35502	15022 41883 56905	3400 9000 145568 157968	5981 15022 239079 260082	8157
TRIPLE SUPERPHOSPHATE 400 U STATES	CWT 400	1010	448 6454 110	1732 17461 302	8161
SUPERPHOSPHATE N O P 400 U STATES	CWT 5605 6005	12985 13995	245873 252885	539249 558744	8162
PHOSPHATE FERTILIZER N O P 400 U STATES	CWT 10196	24545	369055	844494	8163
	CWT 117831	111890	1904427	1783981	
	CWT 117831	111890	1904427	1783981	
	CWT 1830	6719	32870	78886	
	CWT 1830	6719	32870	78886	

IMPORTS INTO CANADA FOR CONSUMPTION

Articles and Countries from which Imported	MONTH OF AUGUST 1955		EIGHT MONTHS ENDED AUGUST 1955		Class Number
	Quantities	Values (\$)	Quantities	Values (\$)	
SULPHATE OF POTASH MAGNESIA 400 U STATES	CNT 5046	3351	27410	20003	8164
POTASH FERTILIZER N O P	CWT 5046	3351	27410	20003	8165
FERTILIZER MIXED	CWT 3	1659	667	6405	8166
100 U KINGDOM	592	6830	28026	275173	
400 U STATES	595	8489	28693	281578	
FERTILIZER MATERIALS N O P	CWT				8167
100 U KINGDOM			254	1306	
375 SWEDEN			302	12215	
400 U STATES	2591	6496	79089	148414	
LITHARGE	2591	6496	79645	161935	
100 U KINGDOM	CWT 618	10065	4015	65765	8171
335 GERMANY W			441	6895	
400 U STATES	1331	21860	8408	143347	
LEAD RED DRY ORANGE MINERAL	1949	31925	12864	216007	
100 U KINGDOM	LB 22480	3720	161640	26772	8172
400 U STATES	7500	1519	9500	1918	
LEAD WHITE DRY	29980	5239	171140	28690	
100 U KINGDOM	LB 225	65	16325	2876	8173
400 U STATES	1268	337	4593	965	
LEAD WHITE GROUND IN OIL	1493	402	20918	3841	
ANTIMONY OXIDE	LB				8174
100 U KINGDOM	10000	2328	120000	26619	8179
306 BELGIUM			2240	516	
335 GERMANY W			23000	5707	
400 U STATES			67654	18714	
LAMP BLACK	10000	2328	212894	51556	
100 U KINGDOM	LB 562	222	562	222	8180
400 U STATES	32015	8051	159209	27931	
TITANIUM OXIDE	32577	8273	159771	28153	
100 U KINGDOM	LB 2299420	432092	13624490	2538244	8181
400 U STATES	4354044	573019	34804815	4432739	
CARBON BLACK	6653464	1005111	48429305	6970983	
100 U KINGDOM	LB		1000	115	8182
335 GERMANY W			7937	1140	
400 U STATES	2786373	181029	31052830	2037559	
BONE BLACK AND IVORY BLACK	2786373	181029	31061767	2038814	
400 U STATES	LB 8150	1255	134606	24475	8183
BLANC FIXE	8150	1255	134606	24475	
100 U KINGDOM	LB 4900	553	16760	1871	8184
306 BELGIUM		714	46000	1656	
335 GERMANY W	20000	4993	475302	15541	
400 U STATES	154092	2943	322552	17879	
BRONZE POWDER	101740	9203	860614	36947	
335 GERMANY W	LB 150	161	2678	3377	8185
400 U STATES	150	161	3574	4248	
LITHOPONE	LB				8186
100 U KINGDOM	246000	15252	551325	34275	
306 BELGIUM			22046	1105	
335 GERMANY W	60000	3527	288311	19552	
354 NETHRLNDS	40000	2200	131000	7076	
400 U STATES	95000	7607	1308201	101486	
OXIDE OF COBALT	441000	28586	2300883	163494	
400 U STATES	LB		4000	10206	8187
OXIDE OF COPPER			4000	10206	
100 U KINGDOM	LB 8512	4144	103260	49564	8188
400 U STATES	1325	784	16834	8285	
OXIDES FILLERS COLOURS DRY NOP	9837	4928	120094	57849	
100 U KINGDOM	LB 201085	45170	813537	284642	8189
318 DENMARK			9363	14929	
327 FRANCE	1081	138	46275	1116	
335 GERMANY W	98561	6404	942282	51682	
344 ITALY			504	593	
354 NETHRLNDS			7874	9307	
372 SPAIN	22100	407	289703	6412	
375 SWEDEN			13140	5166	
376 SWITZRLND			392	1010	
400 U STATES	670467	264015	5526794	2161807	
PARIS GREEN DRY	993294	316134	7649864	2536664	
400 U STATES	LB 400	91	5600	1535	8190
SATIN WHITE	400	91	5600	1535	
400 U STATES	LB 181226	2514	614299	9699	8191
ULTRAMARINE BLUE DRY OR PULP	181226	2514	614299	9699	
100 U KINGDOM	LB 87466	16472	236836	37918	8192

IMPORTS INTO CANADA FOR CONSUMPTION

149

Articles and Countries from which Imported	MONTH OF AUGUST 1955		EIGHT MONTHS ENDED AUGUST 1955		Class Number
	Quantities	Values (\$)	Quantities	Values (\$)	
335 GERMANY W	22046	748	44092	1495	
400 U STATES	12060	2790	218267	49690	
ZINC WHITE OXIDE	121572	20010	499195	89103	8193
	LB				
100 U KINGDOM	44800	4566	217046	23191	
400 U STATES	92520	12244	929071	122506	
OXIDE OF TIN	137320	16810	1146117	145697	8194
	LB				
100 U KINGDOM	12766	11262	39272	36747	
400 U STATES	50	86	350	365	
OCHRES SIENNAS AND UMBERS	12816	11348	39622	37112	8201
	LB				
100 U KINGDOM	38000	512	131236	2793	
327 FRANCE	40000	988	40000	988	
400 U STATES	87000	3064	1145010	37735	
PUTTY	165000	4564	1316246	41516	8202
	LB				
100 U KINGDOM	2500	102	3956	295	
306 BELGIUM			76384	1660	
400 U STATES	68051	7751	392459	53838	
ARTISTS AND CHILDRENS COLOURS	70551	7853	472799	55793	8211
100 U KINGDOM		34751		183424	
306 BELGIUM				367	
327 FRANCE		116		700	
335 GERMANY W		633		3294	
347 JAPAN				312	
354 NETHRLNDS				755	
400 U STATES		15785		147045	
GOLD LIQUID PAINT		51285		335897	8212
400 U STATES		170		2523	
LIQUID FILLERS AND PAINTS NOP		170		2523	8213
	GAL				
100 U KINGDOM	2560	8959	18539	63590	
234 AUSTRALIA			180	900	
335 GERMANY W	65	388	105	500	
353 MOROCCO			29	2026	
354 NETHRLNDS	4	429	695	3196	
359 NORWAY			1728	4444	
375 SWEDEN			8	65	
381 ALASKA			17	73	
400 U STATES	65641	234135	371245	1350484	
SPIRIT VARNISHES AND LACQUERS	68270	243911	392546	1425278	8214
	GAL				
100 U KINGDOM	350	867	1305	6298	
318 DENMARK			155	694	
335 GERMANY W	117	538	955	6158	
353 MOROCCO			60	4298	
400 U STATES	5356	24367	46697	197040	
STAINS AND OXIDES	5823	25772	49172	214488	8215
	LB				
100 U KINGDOM	7384	3907	20706	22640	
335 GERMANY W	49	3043	617	6828	
400 U STATES	49866	39736	228083	221244	
VARNISHES LACQUERS JAPANS NOP	57299	46686	249406	250712	8216
	GAL				
100 U KINGDOM	923	3511	2263	9363	
327 FRANCE	21	105	43	269	
335 GERMANY W			56	207	
354 NETHRLNDS			438	1783	
375 SWEDEN	220	561	767	2642	
376 SWITZRLND	90	169	114	280	
381 ALASKA			42	163	
400 U STATES	21092	72199	186779	468838	
ALCOHOLIC PERFUMES UNDER 4 OZ	22346	76545	190501	483545	8221
100 U KINGDOM		2787		13185	
327 FRANCE		20156		101040	
335 GERMANY W		4672		21210	
344 ITALY		111		1172	
354 NETHRLNDS		112		841	
372 SPAIN				87	
383 HAWAII				1059	
400 U STATES		24233		99946	
ALCOHOLIC PERFUMES OVER 4 OZ		52071		238540	8222
	GAL				
100 U KINGDOM	55	1614	329	10789	
231 HONG KONG			15	172	
327 FRANCE	40	2641	355	14128	
335 GERMANY W	33	1002	94	2170	
400 U STATES	134	1568	652	6213	
POMADES FRENCH	262	6825	1445	33472	8223
	LB				
PERFUMERY TOILET PREPARATIONS					8224
100 U KINGDOM		14463		46734	
231 HONG KONG				128	
306 BELGIUM		336		396	
327 FRANCE		3180		40870	
335 GERMANY W		3244		44842	
344 ITALY		351		3965	
347 JAPAN				62	
354 NETHRLNDS				1269	
372 SPAIN				117	
376 SWITZRLND		124		281	

IMPORTS INTO CANADA FOR CONSUMPTION

Articles and Countries from which Imported	MONTH OF AUGUST 1955		EIGHT MONTHS ENDED AUGUST 1955		Class Number
	Quantities	Values (\$)	Quantities	Values (\$)	
383 HAWAII 400 U STATES		69774		272 450402	
CASTILE SOAP	LB	91472		589338	8231
327 FRANCE 335 GERMANY W 400 U STATES	3964 963 420	573 402 148	5867 963 5974	835 402 2220	
COMMON OR LAUNDRY SOAP	LB	5347	12804	3457	8232
100 U KINGDOM 354 NETHRLNDS 400 U STATES	995 81427 82422	172 11522 11694	20912 2794 629998	2255 306 85049	
LIQUID SOAP	LB	82422	653704	87610	8234
100 U KINGDOM 400 U STATES	900 69994	83 16266	4994 695112	291 156747	
SOAP POWDERS AND FLAKES	LB	70894	700106	157038	8235
100 U KINGDOM 335 GERMANY W 376 SWITZRLND 400 U STATES	2240 358527 360767	179 53707 53866	16696 1114 330 3648426	1235 270 125 488472	
TOILET SOAP N O P	LB	360767	3666566	490102	8236
100 U KINGDOM 305 AUSTRIA 306 BELGIUM 318 DENMARK 327 FRANCE 335 GERMANY W 354 NETHRLNDS 372 SPAIN 376 SWITZRLND 400 U STATES		12996 2241 1356 237 1026 1507 8955 28320		53809 3567 2273 158 2262 4241 2701 260 61 43611 112943	
WHALE OIL SOAP	LB				8237
100 U KINGDOM 400 U STATES		2416 2416	6720 15150 21870	341 1846 2187	
SOAP N O P	LB				8238
100 U KINGDOM 306 BELGIUM 376 SWITZRLND 400 U STATES		985 104 15430 16519		4281 1127 779 66414 72601	
ALUM IN BULK NOT CALCINED	CWT				8251
100 U KINGDOM 375 SWEDEN 400 U STATES	2277 208 2485	5998 950 6948	6718 48 13178	19735 248 46619	
CHLORIDE OF ALUMINUM	CWT				8252
400 U STATES	1971 1971	19003 19003	13654 13654	96768 96768	
SULPHATE OF IRON COPPERAS	CWT				8253
100 U KINGDOM 400 U STATES	117 355	284 796	1174 8851 10026	1700 14816 16516	
SULPHATE OF ALUMINA ALUM CAKE	CWT				8254
100 U KINGDOM 335 GERMANY W 400 U STATES	25322 651 12938 38911	45793 1012 25997 72602	84157 1247 92514 177918	146023 1907 174921 322921	
AMMONIA NITRATE	LB				8261
400 U STATES	255550 255550	16259 16259	1373042 1373042	76828 76828	
SAL AMMONIAC	LB				8262
100 U KINGDOM 335 GERMANY W 354 NETHRLNDS 400 U STATES	80550 22046 968 103564	5067 766 186 6019	180228 81538 22046 51265 335077	11074 3736 766 4400 19976	
SAL AMMONIAC SKIMMINGS	LB				8263
100 U KINGDOM 306 BELGIUM 335 GERMANY W 400 U STATES	6720 11023 927 18670	479 776 171 1426	20080 8700 94005 392237	1275 603 6665 37352	
AMMONIA COMPOUNDS N O P	LB				8264
100 U KINGDOM 335 GERMANY W 354 NETHRLNDS 400 U STATES	57562 4409 470706 532677	4639 365 11803 16807	284406 67893 5340 3543500 3901139	20868 2722 633 171216 195441	
AMMONIA ANHYOROUS	LB				8265
400 U STATES	2775030 2775030	119701 119701	30609433 30609433	1317220 1317220	
ANTIMONY SALTS TARTAR EMETIC	LB				8271
100 U KINGDOM 335 GERMANY W 400 U STATES		650 650	112 2200 16354 18666	61 1024 9551 10636	
ARSENOUS OXIOE ARSEN SULPHIDE	LB				8273
COPPER SUBACETATE PRECIPITATE	LB				8274
COPPER SULPHATE	LB				8275
100 U KINGDOM			756837	86351	

IMPORTS INTO CANADA FOR CONSUMPTION

Articles and Countries from which Imported	MONTH OF AUGUST 1955		EIGHT MONTHS ENDED AUGUST 1955		Class Number
	Quantities	Values (\$)	Quantities	Values (\$)	
400 U STATES	233100	28891	1002350	153757	
TIN BICHLORIDE TIN CRYSTALS	233100	28891	1759187	240108	8277
100 U KINGDOM	LB		612	455	
400 U STATES	1225	1030	8090	7758	
ZINC CHLORIDE	1225	1030	8702	8213	8278
100 U KINGDOM	LB				
400 U STATES	4480	469	82636	7847	
ZINC SULPHATE	10455	1783	84616	11659	
100 U KINGDOM	14935	2252	167252	19506	8279
306 BELGIUM	LB				
335 GERMANY W	131040	7946	754560	39839	
400 U STATES	22000	974	314360	11750	
BISMUTH SALTS	36300	2864	86000	4755	
100 U KINGDOM	189340	11784	690930	45903	8291
400 U STATES					
LEAD ACETATE NOT GROUND		3477		11481	
100 U KINGDOM	LB			3635	8292
335 GERMANY W	2240	356	95145	15181	
400 U STATES	300	104	4410	1219	
LEAD ARSENATE	2540	460	1618	402	
100 U KINGDOM	LB		101173	16802	8293
400 U STATES					
LEAD NITRATE NOT GROUND			29768	4404	
100 U KINGDOM	LB		101032	18508	8294
400 U STATES	6000	1064	130800	22912	
COMPOUNDS OF TETRAETHYL LEAD	6000	1064	125194	18895	
400 U STATES	LB		35100	6228	8295
BROMINE	3978161	1454945	160294	25123	
400 U STATES	3978161	1454945	21809621	7940567	
CHLORINE LIQUID CHLORINE GAS	LB				8301
400 U STATES	3521	1453	25787	11312	
IODINE CRUDE	3521	1453	25787	11312	
312 CHILE	LB				8303
400 U STATES	7552150	209848	47840213	1350555	
IODIZED SALTS FOR ANIMALS	7552150	209848	47840213	1350555	
100 U KINGDOM	LB				8304
400 U STATES	11683	14669	18163	25839	
CALCIUM ARSENATE	11683	14669	65843	87765	
100 U KINGDOM			84006	113604	8305
400 U STATES					
CALCIUM CHLORIDE	LB			3128	8311
306 BELGIUM			564865	28601	
335 GERMANY W	CWT		564865	28601	8315
400 U STATES	57142	74619	3919	7703	
CHLORIDE OF LIME	57142	74619	3302	5461	
100 U KINGDOM	57142	74619	275995	354879	8316
347 JAPAN	CWT		283216	368043	
354 NETHRLNDS	2885	11025	14315	54626	
400 U STATES	22	302	22	302	
CALCIUM MOLYBDATE	746	17294	367	996	
100 U KINGDOM	3653	28621	6490	104351	8318
400 U STATES	20965	20218	21194	160275	
CALCIUM COMPDS NOP EXC CITRATE	20965	20218	82460	115005	
100 U KINGDOM	LB				8319
327 FRANCE			42709	6487	
335 GERMANY W	6008	1107	2040	3201	
354 NETHRLNDS			13713	2259	
359 NORWAY			15348	5280	
376 SWITZRLND	1100	2544	12000	339	
400 U STATES	423198	33416	4508	11305	
ARGOLS	430306	37067	3391328	369191	
CREAM OF TARTAR IN CRYSTALS	LB		3481646	398062	8321
100 U KINGDOM	22400	6314			8322
335 GERMANY W	4480	1010	71120	20053	
344 ITALY	16200	3542	16660	3684	
354 NETHRLNDS			75196	15282	
372 SPAIN			2204	435	
400 U STATES	43080	10866	21517	4947	
POTASH AND PEARL ASH	LB		5181	1387	
335 GERMANY W			191878	45788	8323
400 U STATES					
POTASH BICARBONATE			11905	881	
100 U KINGDOM	LB		303123	25642	8325
400 U STATES	5600	720	315028	26523	
	5600	720	5600	720	
			500	104	
			6100	824	

IMPORTS INTO CANADA FOR CONSUMPTION

Articles and Countries from which Imported	MONTH OF AUGUST 1955		EIGHT MONTHS ENDED AUGUST 1955		Class Number
	Quantities	Values (\$)	Quantities	Values (\$)	
POTASH BICHROMATE CRUDE	LB				8326
100 U KINGDOM			12400	1883	
335 GERMANY W			2205	339	
400 U STATES	37400	5650	200565	30145	
	37400	5650	215170	32367	
POTASH CAUSTIC	LB				8327
327 FRANCE			71252	7991	
335 GERMANY W	33446	2902	252878	19151	
354 NETHRLNDS			11880	891	
375 SWEDEN	1500	328	6880	1542	
400 U STATES	291380	13175	2915507	143596	
	326326	16405	3258397	173171	
POTASH CHLORATE GROUND	LB				8329
354 NETHRLNDS			22000	3087	
376 SWITZRLND			22046	2873	
400 U STATES	650	70	22100	3448	
	650	70	66146	9408	
POTASH RED OR YELLOW PRUSSIAE	LB				8330
390 GERMANY E			4409	813	
400 U STATES	300	69	11166	3859	
	300	69	15575	4672	
POTASH NITRATE OR SALT PETRE	LB				8331
100 U KINGDOM	105008	8290	160112	12699	
335 GERMANY W			487102	27546	
354 NETHRLNDS			6600	425	
400 U STATES	1100	512	174932	14857	
	106108	8802	828746	55527	
POTASH COMPOUNDS N O P	LB				8332
100 U KINGDOM	12678	3945	153733	46289	
327 FRANCE			24046	2752	
335 GERMANY W	18737	3418	85316	9526	
344 ITALY	1000	1353	1250	1677	
354 NETHRLNDS	40040	4618	190310	27876	
375 SWEDEN			47844	2023	
400 U STATES	175413	31212	1379301	818137	
	247868	44546	1881800	302280	
CLEANING COMPOUNDS SODIUM BASE	LB				8337
400 U STATES	963749	101851	7430755	836615	
	963749	101851	7430755	836615	
SODA BENZOATE	LB				8338
100 U KINGDOM			13440	4388	
400 U STATES	1000	2443	1045	2537	
	1000	2443	14485	6925	
SODA BROMIDE	LB				8339
100 U KINGDOM			10987	3999	
400 U STATES			11000	3000	
			21987	6999	
SODA CITRATE	LB				8340
400 U STATES	6625	1849	56625	15800	
	6625	1849	56625	15800	
BAKING POWOER	LB				8341
335 GERMANY W	117	310	1228	1021	
400 U STATES			2560	545	
	117	310	3788	1566	
BORAX	LB				8342
400 U STATES	1278790	36745	12785796	368078	
	1278790	36745	12785796	368078	
GLAUBER SALTS	LB				8343
335 GERMANY W	80000	850	814652	11805	
354 NETHRLNDS			11023	127	
400 U STATES	394720	6580	4085650	72260	
	474720	7430	4911325	84192	
SODA ARSENIATE BINARSENIAE	LB				8344
100 U KINGDOM			22400	1872	
400 U STATES	8000	4138	49090	23558	
	8000	4138	71490	25430	
SODA ASH OR SARI LLA	LB				8345
100 U KINGDOM	5416800	69258	34363120	469107	
400 U STATES	10694154	149752	95457088	1330303	
	16110954	219010	129820208	1799410	
SODA BICARBONATE	LB				8346
100 U KINGDOM	691098	12186	4375898	81258	
400 U STATES	683400	14338	5879385	129892	
	1374498	26524	10255283	211150	
SODA BICHROMATE	LB				8347
100 U KINGDOM	37000	3840	816400	80342	
207 UN SO AFR			50000	5131	
335 GERMANY W			70041	7844	
400 U STATES	331033	37173	2952696	320976	
	368033	41013	3889137	414293	
SODA BISULPHATE OR NITRE CAKE	LB				8348
100 U KINGDOM	10000	235	20000	491	
400 U STATES	210150	5573	1457705	33794	
	220150	5808	1477705	34285	
SODA BISULPHITE	LB				8349
100 U KINGDOM	22400	1036	179417	7624	
335 GERMANY W	11000	415	22046	831	
400 U STATES			917497	42704	
	33400	1451	1118960	51159	
SODA CAUSTIC IN PACKAGES	LB				8350
100 U KINGDOM			5861613	181825	
375 SWEDEN	10000	1524	40500	6253	
400 U STATES	646510	30050	9282617	357838	
	656510	31574	15184730	545916	
SODA CAUSTIC IN SOLUTION	LB				8352
400 U STATES	19890441	268453	144853763	1919050	
	19890441	268453	144853763	1919050	

IMPORTS INTO CANADA FOR CONSUMPTION

Articles and Countries from which Imported	MONTH OF AUGUST 1955		EIGHT MONTHS ENDED AUGUST 1955		Class Number	
	Quantities	Values (\$)	Quantities	Values (\$)		
SODA CHLORATE 400 U STATES	LB		119050	8722	8353	
			119050	8722		
SODIUM CYANIDE 100 U KINGDOM 335 GERMANY W 354 NETHRLNDS 400 U STATES	LB	870080 127000	107843 16313	3994832 634487	501873 81657	8354
		20000	3369	88000	11436	
		1017080	127525	4753019	602302	
SODIUM GLUTAMATE 231 HONG KONG 347 JAPAN 400 U STATES	LB	3000 48622	2796 49379	25000 258512	29352 281697	8355
		48838	70270	574481	842789	
		100460	122445	857993	1153838	
SODA HYPOSULPHITE 100 U KINGDOM 400 U STATES	LB	33300	1088	244980	8411	8356
		2525	122	227183	14066	
		35825	1210	472163	22477	
SODA NITRITE 100 U KINGDOM 306 BELGIUM 335 GERMANY W 390 GERMANY E 400 U STATES	LB	85360	3442	541344	21129	8357
				4409	164	
		77023	3272	185048	6960	
				55115	1847	
				144100	9732	
		162383	6714	930016	39832	
SODA PEROXIDE 100 U KINGDOM 400 U STATES	LB	59850	7923	244698	31186	8358
				171340	31366	
		59850	7923	416038	62552	
SODA PHOSPHATE N O P 100 U KINGDOM 335 GERMANY W 400 U STATES	LB	1000	608	7404	4647	8359
		211	163	5491	1053	
		253497	29000	2209870	222566	
		254708	29771	2222765	228266	
SODA PRUSSIAE 100 U KINGDOM 306 SELGIUM 335 GERMANY W 400 U STATES	LB			44800	6455	8360
				150000	15901	
				94147	13481	
		5000	690	18000	2508	
		5000	690	306947	38345	
SODA SAL 100 U KINGDOM 400 U STATES	LB			1890	48	8361
		57280	3247	228430	15946	
		57280	3247	230320	15994	
SODA SILICATE 100 U KINGDOM 400 U STATES	LB	116400	3324	792386	23003	8362
		151974	6794	2698439	100591	
		268374	10118	3490825	123594	
SODA SULPHATE CRUDE SALT CAKE 100 U KINGDOM 400 U STATES	LB			10766048	111039	8363
		3123682	29283	24189714	220767	
		3123682	29283	34955762	331806	
SODA SULPHIDE 100 U KINGDOM 400 U STATES	LB			384608	16632	8364
		467370	22005	2028164	97005	
		467370	22005	2412772	113637	
SODA SULPHITE 306 SELGIUM 335 GERMANY W 400 U STATES	LB			220400	6982	8365
		6944	412	13558	838	
		115500	5227	1212255	45648	
		122444	5639	1446213	53468	
SODIUM COMPOUNDS N O P 100 U KINGDOM 318 DENMARK 327 FRANCE 335 GERMANY W 344 ITALY 354 NETHRLNDS 375 SWEDEN 376 SWITZRLND 400 U STATES	LB	170523	23460	742662	98503	8366
				100000	4692	
				22121	3034	
		35430	22934	242381	92872	
				2204	2631	
				794	57	
				1102	1451	
				122	307	
		1234888	95723	9467700	812477	
		1440841	142117	10579086	1016024	
SODA PHOSPHATE DISODIUM 400 U STATES	LB	5000	369	45500	3444	8367
		5000	369	45500	3444	
SODA PHOSPHATE TRISODIUM 400 U STATES	LB	119600	6217	489310	22805	8368
		119600	6217	489310	22805	
SODA FLUORIDE 100 U KINGDOM 400 U STATES	LB	114986	12361	360221	40941	8369
				66300	11554	
		114986	12361	426521	52495	
SODA ANTIMONATE 400 U STATES	LB	36000	9979	262000	73571	8370
		36000	9979	262000	73571	
ACID PHOSPHATE NOT MEDICINAL 400 U STATES	LB	69086	6608	1500357	130715	8371
		69086	6608	1500357	130715	
BARIUM PEROXIDE	LB					8372
HYDROGEN PEROXIDES IN SOLUTION 335 GERMANY W 400 U STATES	LB	14330	1957	69955	8654	8373
		119430	27903	726317	181274	
		133760	29860	796272	189928	
MAGNESIUM CARBONATE 100 U KINGDOM	LB	20000	1345	324480	23467	8374

IMPORTS INTO CANADA FOR CONSUMPTION

Articles and Countries from which Imported	MONTH OF AUGUST 1955		EIGHT MONTHS ENDED AUGUST 1955		Class Number
	Quantities	Values (\$)	Quantities	Values (\$)	
400 U STATES			57287	4567	
MAGNESIUM SALTS COMPOUNDS NOP	20000	1345	381767	28034	8375
100 U KINGDOM	LB				
400 U STATES	7500	1431	75241	16475	
MAGNESIUM SULPHATE EPSOM SALTS	130941	4362	7169006	144130	
100 U KINGDOM	LB				8376
335 GERMANY W	138441	5793	7244247	160605	
354 NETHRLNDS	4480	215	43160	1593	
400 U STATES	197008	1861	1732708	16482	
MERCURY SALTS	354		63869	771	
100 U KINGDOM	4074	4074	1145113	24754	
400 U STATES	395776	6150	2984850	43600	8377
PHOSPHORUS AND COMPOUNDS N O P					
400 U STATES	LB				8378
RADIUM	470	1859	72194	29093	
100 U KINGDOM	470	1859	72194	29093	8379
400 U STATES					
MOLYBDENUM OXIDE					
400 U STATES	LB				8380
ETHYL CHLORIOE	15111	33020	371261	302649	
ACETONE	15111	33020	371261	302649	
400 U STATES	LB				8388
ETHYLENE DICHLORIDE	78051	8177	391838	43555	
400 U STATES	78051	8177	391838	43555	8389
AMYL ACETATE					
100 U KINGDOM		1928		5653	
400 U STATES	LB				8390
BLACKING SHOE LEATHER DRESSING					
100 U KINGDOM			77330	6686	
215 INDIA			77330	6686	8391
335 GERMANY W		249		424	
354 NETHRLNDS		832		10910	
376 SWITZRLND		1081		11334	
400 U STATES					8392
BLUEING LAUNORY					
400 U STATES		3647		6398	8393
CAMPHOR NATURAL OR SYNTHETIC					
335 GERMANY W	LB				8394
400 U STATES	5591	2303	20228	8247	
CARBON BISULPHIDE N O P	7100	3982	36793	22951	
400 U STATES	12691	6285	57021	31198	8395
CARBON TETRACHLORIOE					
400 U STATES	LB				8396
CHLDROFORM	1650	147	90880	4446	
100 U KINGDOM	1650	147	90880	4446	
335 GERMANY W					8397
400 U STATES	123600	11319	380858	32483	
CYANIDE OF POTASSIUM	123600	11319	380858	32483	
100 U KINGDOM	LB				8398
318 DENMARK	1350	626	3536	1758	
335 GERMANY W	4920	1635	3080	497	
400 U STATES	3570	1009	107332	29709	
ETHYLENE GLYCOL FOR ANTIFREEZE					
400 U STATES	LB				8399
ETHYLENE GLYCOL N O P					
400 U STATES			121818	41907	8400
FORMALDEHYDE					
335 GERMANY W			4033623	499161	
400 U STATES			4033623	499161	8401
GLYCERINE CRUOE					
400 U STATES	LB				8402
GLYCERINE FOR EXPLOSIVES					
327 FRANCE			106060	15365	
400 U STATES			106060	15365	8403
GLYCERINE N O P					
400 U STATES	LB				8404
INK PRINTING					
100 U KINGDOM			2204	322	
318 DENMARK	150520	5516	2840183	101600	
335 GERMANY W	150520	5516	2842387	101922	
354 NETHRLNOS					8405
100 U KINGDOM					
318 DENMARK					
335 GERMANY W					
354 NETHRLNOS					

IMPORTS INTO CANADA FOR CONSUMPTION

Articles and Countries from which Imported	MONTH OF AUGUST 1955		EIGHT MONTHS ENDED AUGUST 1955		Class Number
	Quantities	Values (\$)	Quantities	Values (\$)	
400 U STATES	1 460 14	6 212 1	8 685 19	5 065 63	
INK ROTOGRAVURE	220 105	9 917 2	1 190 683	6 616 54	8406
100 U KINGDOM	LB		7 71	6 37	
400 U STATES	7 420 5	2 198 4	6 230 11	1 665 20	
INK WRITING	7 420 5	2 198 4	6 237 82	1 671 57	8407
100 U KINGDOM		6 30		3 999	
231 HONG KONG				1 83	
335 GERMANY W		6 18		3 708	
400 U STATES		5 915		5 955 3	
NAPHTHALENE FLAKES AND BALLS		7 163		6 744 3	
100 U KINGDOM	LB				8408
335 GERMANY W	22 400 0	1 385 8	11 561 49	6 666 61	
354 NETHRLNDS			10 949 7	8 583	
400 U STATES	7 930 0	5 922	4 315 50	2 931 7	
	11 000	2 147	1 604 65	1 258 9	
NITROUS ETHER	31 430 0	2 192 7	1 857 661	1 171 50	8409
100 U KINGDOM	GAL		24	95	
400 U STATES			9	178	
CHEMICALS FOR SYNTHETIC RESINS			33	273	
306 BELGIUM	LB				8410
327 FRANCE	20 000	3 979	9 520 0	14 490	
335 GERMANY W	3 220 0	9 267	20 000	3 979	
344 ITALY	1 724 71	2 894 9	9 486 2	2 731 8	
354 NETHRLNDS			1 287 72	2 183 31	
390 GERMANY E	10 000	4 055	2 205	6 78	
400 U STATES	6 360 68	1 334 35	10 000	4 055	
SULPHURIC ETHER	8 707 39	1 796 85	3 403 337	6 743 20	8411
100 U KINGDOM	LB		11 66	636	
400 U STATES	10 175 09	5 779 4	6 518 519	4 352 888	
THEOBROMINE DIMETHYL SULPHATE	10 175 09	5 779 4	6 519 685	4 359 24	8412
POLISH KNIFE OR OTHER N O P	LB				8413
100 U KINGDOM		218 4		127 76	
234 AUSTRALIA				145	
335 GERMANY W		107		2 111	
354 NETHRLNDS		67		1 195	
376 SWITZRLND				467	
400 U STATES		4 033 0		2 933 03	
VANILLIN		4 268 8		3 099 97	8414
100 U KINGDOM	LB				
400 U STATES	336	1 570	30 36	12 537	
ALL OTHER DRUGS CHEMICALS NOP			24 32	11 965	
100 U KINGDOM	336	1 570	5 468	2 450 2	8415
207 UN SO AFR		5 393 00		31 047 35	
215 INDIA		104		611	
231 HONG KONG		5 051		3 422	
234 AUSTRALIA		14 31		2 586 5	
236 NEW ZEAL				273 4	
305 AUSTRIA				1 109	
306 BELGIUM		11 49		8 355	
317 CZECHO S				10 539 4	
318 DENMARK		1 786		1 158	
326 FINLAND				1 223 0	
327 FRANCE		7 710		245	
335 GERMANY W		4 918 9		1 280 39	
344 ITALY		7 37		3 225 18	
347 JAPAN		10 566		8 592	
352 MEXICO		11 516		3 224 4	
354 NETHRLNDS		10 976		4 738 5	
359 NORWAY				7 042 4	
372 SPAIN		208		590	
375 SWEDEN		4 158		424	
376 SWITZRLNO		4 519 4		22 040	
381 ALASKA		62		4 432 55	
400 U STATES		4 477 667		329	
MATERIALS NOP FOR PLASTICS		5 166 804		27 850 115	8422
100 U KINGDOM				3 219 181 3	
306 BELGIUM		11 023		3 869 9	
335 GERMANY W		184 64		247	
400 U STATES		41 429 1		7 829 2	
CASINGS SYNTHETIC FJR MEATS		44 377 8		36 396 83	
100 U KINGDOM	LB			37 569 21	8423
400 U STATES	25 637	4 290 2	4 75	1 000	
TUNGSTEN CARBIDE IN TUBES	25 637	4 290 2	2 394 54	3 531 43	
376 SWITZRLND			2 399 29	3 541 43	8425
400 U STATES		8 823		272 4	
BUTADIENE		8 823		8 716 9	
400 U STATES		2 670 32		8 989 3	8428
ETHYL BENZENE		2 670 32		1 754 118	
400 U STATES	GAL				8429
GASOLINE ANTI OXIDANTS		5 639 6	7 075 7	8 793 5	
400 U STATES		6 447 2	7 075 7	8 793 5	
	LB				8430
	2 398 0	2 308 5	2 873 91	2 002 79	
	2 398 0	2 308 5	2 873 91	2 002 79	

IMPORTS INTO CANADA FOR CONSUMPTION

Articles and Countries from which Imported	MONTH OF AUGUST 1955		EIGHT MONTHS ENDED AUGUST 1955		Class Number
	Quantities	Values (\$)	Quantities	Values (\$)	
SYNTHETIC RESIN GLUE	LB				8431
100 U KINGDOM			471	128	
327 FRANCE			48	60	
335 GERMANY W			2882	1111	
344 ITALY			221	178	
400 U STATES	153034	40725	948537	307753	
	153034	40725	952159	309230	
RIBOFLAVIN					8432
376 SWITZRLND				804	
400 U STATES		42917		305673	
		42917		306477	
YEAST DEAD OR INACTIVE	LB				8433
400 U STATES	15360	6638	220684	74458	
	15360	6638	220684	74458	
CATALYSTS PETROLEUM REFINING					8434
100 U KINGDOM				130059	
400 U STATES		363108		2791154	
		363108		2921213	
FATTY ALCOHOLS					8435
100 U KINGDOM		13536		88170	
306 BELGIUM				2650	
335 GERMANY W		14074		20775	
400 U STATES		105138		574484	
		132748		686079	
MATERIALS NOP FOR CHROM OXIDE					8436
400 U STATES				813	
				813	
FLUORESCENT COATING OR POWOER	LB				8437
400 U STATES	4295	13460	49391	210269	
	4295	13460	49391	210269	
CELLULOSE ESTERS NO ADMIXTURE					8500
347 JAPAN				212	
400 U STATES		64281		923186	
		64281		923398	
CELLULOSE COMPDS MOULDOING ETC					8530
400 U STATES		66738		490424	
		66738		490424	
CELLULOSE PLASTICS FOAMO EXPND					8550
318 DENMARK				175	
335 GERMANY W		151		11630	
400 U STATES		3298		19963	
		3449		31768	
CELLULOSE COMPOUNDS N O P					8570
400 U STATES		2422		17501	
		2422		17501	
CELLULOSE PLASTIC PRIM SHAPES					8600
100 U KINGDOM		1585		18975	
327 FRANCE				124	
335 GERMANY W				7815	
344 ITALY		1961		21080	
376 SWITZRLND				1707	
400 U STATES		98580		819380	
		102126		869081	
CELLUL PLAST SHAPES REINFORCED					8630
100 U KINGDOM				3221	
327 FRANCE				3098	
335 GERMANY W				332	
400 U STATES		39216		297737	
		39216		304388	
LAMINATD MOULDEO CELL PLASTICS					8650
100 U KINGDOM		715		2243	
400 U STATES		13693		130863	
		14408		133106	
CELL NITRATE ENGRAVING SHEETS					8670
335 GERMANY W		535		4518	
400 U STATES		13152		76102	
		13687		80620	
MFRS OF CELLULOSE PLASTICS NOP					8700
100 U KINGDOM		19736		165367	
231 HONG KONG				561	
306 BELGIUM		279		1024	
327 FRANCE		1372		2156	
335 GERMANY W		1196		4485	
344 ITALY				83	
347 JAPAN		1540		2747	
354 NETHRLNDS		403		1210	
375 SWEDEN		689		1012	
376 SWITZRLNO				900	
400 U STATES		107767		734887	
		132982		914432	
MFRS OF REGEN CELLULOSE NOP					8720
100 U KINGDOM		49858		161119	
231 HONG KONG				1244	
327 FRANCE		279		612	
335 GERMANY W		250		2327	
347 JAPAN				383	
354 NETHRLNDS		79		609	
359 NORWAY		106		106	
375 SWEDEN		3657		20520	
376 SWITZRLNO		452		1250	
400 U STATES		403409		979072	
		458090		1167242	
SYNTHETIC RESINS NO ADMIXTURE					8750
100 U KINGDOM		41022		208918	
335 GERMANY W		675		22579	
344 ITALY		10244		10244	

IMPORTS INTO CANADA FOR CONSUMPTION

Articles and Countries from which Imported	MONTH OF AUGUST 1955		EIGHT MONTHS ENDED AUGUST 1955		Class Number
	Quantities	Values (\$)	Quantities	Values (\$)	
359 NORWAY		3102		52677	8770
376 SWITZRLNO		295		4952	
400 U STATES		1110646		8917928	
SYNTHETIC RESINS IN SOLUTIONS		1165984		9217298	
100 U KINGDOM				5278	8770
327 FRANCE				867	
335 GERMANY W		220		6955	
400 U STATES		277860		2413897	
SYNTH RESIN COMPOS MOULONG ETC		278080		2426997	
100 U KINGDOM		13234		77070	8800
335 GERMANY W				1093	
400 U STATES		257590		2742710	
SYNTH RESINS FOAMED EXPANEOE		270824		2820873	
100 U KINGDOM		2763		2763	8830
318 DENMARK		107		107	
335 GERMANY W		16996		102165	
354 NETHRLNDS		1324		4487	
400 U STATES		36561		255591	
SYNTH RESIN COMPOSITIONS NOP		57751		365113	
100 U KINGDOM				2941	8850
400 U STATES		114391		1025382	
SYNT OR PROT PLAST PRIM SHAPES		114391		1028323	
100 U KINGDOM		64475		349666	8870
318 DENMARK				1015	
327 FRANCE				250	
335 GERMANY W		30405		127892	
354 NETHRLNDS				343	
400 U STATES		504901		4220786	
SYNTH RESIN SHAPES REINFORCED		599781		4699952	
100 U KINGDOM				4604	8900
327 FRANCE				180	
335 GERMANY W				1600	
354 NETHRLNDS				482	
400 U STATES		138302		970234	
LAMIN PLASTICS SYN RES BONDED		138302		977100	
100 U KINGDOM		686		30561	8930
400 U STATES		41450		333898	
MFRS OF SYNT RES OR PROT PLAST		42136		364459	
100 U KINGDOM		30545		157391	8950
231 HONG KONG				764	
234 AUSTRALIA				273	
235 FIJI				332	
305 AUSTRIA		412		3289	
306 BELGIUM				451	
318 DENMARK		120		1041	
327 FRANCE		1816		9183	
335 GERMANY W		9812		53833	
344 ITALY		1503		6608	
347 JAPAN		1992		6302	
352 MEXICO				443	
354 NETHRLNDS		1499		8996	
359 NORWAY				1631	
375 SWEDEN		4205		7448	
376 SWITZRLND		69		3092	
384 PRICO		369		369	
400 U STATES		930801		6908822	
		983143		7170268	

IMPORTS INTO CANADA FOR CONSUMPTION

Articles and Countries from which Imported	MONTH OF AUGUST 1955		EIGHT MONTHS ENDED AUGUST 1955		Class Number
	Quantities	Values (\$)	Quantities	Values (\$)	
GROUP 9					
MISCELLANEOUS COMMODITIES					
FILM FOR REPRODUCTION	FEET				
100 U KINGDOM	4940	205	197134	9700	9000
207 UN SO AFR			14219	903	
327 FRANCE			78567	2237	
400 U STATES	221939	17405	2475337	133002	
	226879	17610	2765257	145842	
BAGATELLE OR OTHER GAME BOARDS					
100 U KINGDOM		9334		25811	9001
306 BELGIUM				677	
327 FRANCE				721	
335 GERMANY W		4208		4803	
400 U STATES		55011		478744	
		68553		510756	
BALLS CUES CUE RACKS CUE TIPS					
100 U KINGDOM		2062		20504	9002
327 FRANCE				3955	
400 U STATES		213		5219	
		2275		29678	
BILLIARD TABLES	NO				
100 U KINGDOM			1	188	9003
400 U STATES			12	1173	
			13	1361	
BALLS TENNIS	DOZ				
100 U KINGDOM	1200	3235	21969	60173	9004
400 U STATES			172	539	
	1200	3235	22141	60712	
BALLS ALL KINDS NOP FOR SPORTS					
100 U KINGDOM		5210		39637	9005
215 INDIA				150	
216 PAKISTAN		559		5881	
234 AUSTRALIA		970		7889	
304 ARGENTINA				340	
318 DENMARK		71		372	
327 FRANCE				1473	
335 GERMANY W		432		2554	
344 ITALY				1513	
347 JAPAN		172		3436	
354 NETHRLNDS		567		6902	
400 U STATES		36900		182424	
		44881		252571	
FILMS X RAY					
100 U KINGDOM		22785		140961	9006
306 BELGIUM		521		197954	
375 SWEODEN				1226	
400 U STATES		100384		965058	
		123690		1305199	
GUN COVERS GAME BAGS					
100 U KINGDOM				58	9007
347 JAPAN				260	
400 U STATES		10952		41886	
		10952		42204	
CRICKET BATS BALLS GLOVES					
100 U KINGDOM		156		7982	9008
234 AUSTRALIA		186		376	
400 U STATES				126	
		342		8484	
DOLLS					
100 U KINGDOM		37862		69800	9009
207 UN SO AFR				1955	
215 INDIA				61	
231 HONG KONG		264		5790	
305 AUSTRIA		122		122	
313 CHINA				231	
317 CZECHO S				853	
327 FRANCE		508		1060	
335 GERMANY W		3348		20591	
336 GREECE				55	
344 ITALY		2064		12408	
347 JAPAN		4757		28051	
352 MEXICO		55		55	
354 NETHRLNDS		582		968	
365 POLAND		855		855	
366 PORTUGAL		151		151	
372 SPAIN				61	
400 U STATES		21073		124006	
		71641		267073	
FILMS PHOTOGRAPHERS					
100 U KINGDOM		7265		72508	9010
236 NEW ZEAL		164		164	
306 BELGIUM		3241		83082	
327 FRANCE				3873	
335 GERMANY W		7614		14383	
347 JAPAN		517		1311	
400 U STATES		259365		1927380	
		278166		2102701	
FILMS CINEMATOGRAPH POSITIVES	FEET				
100 U KINGDOM	279690	22241	3360169	251604	9011
215 INDIA			70347	5005	
216 PAKISTAN			1780	142	

IMPORTS INTO CANADA FOR CONSUMPTION

Articles and Countries from which Imported	MONTH OF AUGUST 1955		EIGHT MONTHS ENDED AUGUST 1955		Class Number
	Quantities	Values (\$)	Quantities	Values (\$)	
234 AUSTRALIA	324319	4850	335226	5532	
305 AUSTRIA			33982	2728	
306 BELGIUM	2641	92	2641	92	
326 FINLAND	3900	157	5754	305	
327 FRANCE	499873	18390	4699666	239798	
335 GERMANY W	27366	2189	131267	10589	
344 ITALY	17762	1421	78390	6156	
347 JAPAN			13000	1010	
352 MEXICO	1800	200	1800	200	
354 NETHRLNDS			12230	1268	
372 SPAIN			6313	218	
375 SWEDEN			2800	379	
376 SWITZRLND	1143	127	33427	2710	
380 USSR	21699	1736	96869	6574	
383 HAWAII			600	57	
392 SYRIA			1300	104	
400 U STATES	4990662	378609	40728329	3077816	
	6170855	430012	49615890	3612287	
FILMS FOR AERIAL PHOTOGRAPHY					9012
100 U KINGDOM				391	
400 U STATES		9686		15210	
		9686		15601	
FISHING RODS					9013
100 U KINGDOM		2203		27524	
318 DENMARK				275	
327 FRANCE				3171	
335 GERMANY W		315		2965	
347 JAPAN		3609		38869	
359 NORWAY				337	
375 SWEDEN				4213	
400 U STATES		11287		385004	
		17414		462358	
GOLF CLUBS AND FINISHED PARTS					9014
100 U KINGDOM		434		12149	
234 AUSTRALIA		220		220	
400 U STATES		8555		184643	
		9209		197012	
MECHANICAL TOYS OF METAL					9016
100 U KINGDOM		18728		71056	
305 AUSTRIA				392	
318 DENMARK		279		1568	
335 GERMANY W		78684		185761	
344 ITALY				764	
347 JAPAN		134430		567315	
354 NETHRLNDS				130	
400 U STATES		78546		225928	
		310667		1052914	
METAL JUVENILE CONSTR SETS					9017
100 U KINGDOM		141949		179748	
335 GERMANY W		53		399	
400 U STATES		566		4028	
		142568		184175	
TOYS OF ALL KINDS N O P					9018
100 U KINGDOM		252365		758766	
207 UN SO AFR		4409		19229	
231 HONG KONG		80		1676	
234 AUSTRALIA		3272		3629	
305 AUSTRIA		783		7370	
306 BELGIUM		183		12672	
317 CZECHO S				4471	
318 DENMARK		2367		43024	
327 FRANCE		1098		6104	
335 GERMANY W		60102		203093	
340 HUNGARY		937		2332	
344 ITALY		1109		6402	
347 JAPAN		107312		510267	
352 MEXICO				131	
354 NETHRLNDS		1808		17235	
375 SWEDEN		6797		22974	
376 SWITZRLND		2105		2747	
390 GERMANY E		12439		28727	
400 U STATES		438288		1862156	
		895454		3513005	
SPORTSMENS FISHING TACKLE NOP					9019
100 U KINGDOM		13801		218939	
231 HONG KONG				4890	
234 AUSTRALIA		659		3848	
305 AUSTRIA				88	
306 BELGIUM		110		232	
317 CZECHO S				1777	
318 DENMARK				2144	
327 FRANCE		3135		167586	
335 GERMANY W		3217		76083	
344 ITALY		354		7604	
347 JAPAN		7431		64128	
354 NETHRLNDS				973	
359 NORWAY		3446		47876	
372 SPAIN		300		2878	
375 SWEDEN		1243		28336	
376 SWITZRLND		204		14783	
400 U STATES		63903		1910245	
		97803		2552410	
FILMS CINEMATOGRAPH NEGATIVE					9020
100 U KINGDOM				1315	
306 BELGIUM		3073		8858	
400 U STATES		19542		78705	
		22615		88878	

IMPORTS INTO CANADA FOR CONSUMPTION

161

Articles and Countries from which Imported	MONTH OF AUGUST 1955		EIGHT MONTHS ENDED AUGUST 1955		Class Number
	Quantities	Values (\$)	Quantities	Values (\$)	
BRUSHES ARTISTS					9021
100 U KINGDOM		2215		21489	
327 FRANCE				1305	
335 GERMANY W		1643		19678	
347 JAPAN		625		2575	
354 NETHRLNDS		129		225	
400 U STATES		1397		19706	
		6002		64978	
BRUSHES PAINT AND VARNISH					9022
100 U KINGDOM		11972		112284	
317 CZECHO S				731	
335 GERMANY W		365		2495	
359 NORWAY				189	
375 SWEDEN				122	
400 U STATES		1005		14007	
		13342		129828	
BRUSHES TOOTH	DOZ				9023
100 U KINGDOM		2329	32594	23292	
231 HONG KONG		1800	15236	4773	
327 FRANCE			300	282	
335 GERMANY W		350	750	908	
347 JAPAN			120	81	
400 U STATES		3553	28455	30348	
		7122	7749	59684	
BRUSHES TOILET N O P					9024
100 U KINGDOM		11121		62497	
231 HONG KONG				947	
305 AUSTRIA				232	
306 BELGIUM		1418		4730	
317 CZECHO S				1114	
327 FRANCE		2779		25156	
335 GERMANY W		4602		31330	
354 NETHRLNDS		2002		5116	
375 SWEDEN		305		305	
376 SWITZRLND		291		291	
400 U STATES		18066		100644	
		40584		232362	
BRUSHES ALL OTHER N O P					9025
100 U KINGDOM		21763		102103	
231 HONG KONG				1726	
306 BELGIUM		57		343	
317 CZECHO S		65		1915	
318 DENMARK				718	
327 FRANCE				962	
335 GERMANY W		2087		13819	
340 HUNGARY		730		1355	
347 JAPAN		74		229	
354 NETHRLNDS		1193		8050	
359 NORWAY				101	
376 SWITZRLND				577	
400 U STATES		39439		333540	
		65408		465438	
PACKAGES CONTAINING GOODS NOP					9033
100 U KINGDOM		269344		1230037	
203 B E AFR		180		197	
207 UN SO AFR		3		13	
215 INDIA		1935		16567	
216 PAKISTAN		51		771	
217 CEYLON		256		2146	
218 MALAYA				928	
221 B GUIANA				645	
223 BARBADOS		5		516	
224 JAMAICA		12		286	
225 TRINIDAD				167	
231 HONG KONG		4788		74973	
232 MALTA				81	
234 AUSTRALIA		7783		15747	
236 NEW ZEAL		98		1328	
304 ARGENTINA		10549		33045	
305 AUSTRIA		444		8688	
306 BELGIUM		5738		50236	
309 BRAZIL		1305		1615	
313 CHINA		2542		4352	
314 COLOMBIA		658		1190	
316 CUBA		1038		4158	
317 CZECHO S		12137		69550	
318 DENMARK		1848		17887	
321 ECUADOR				172	
323 EL SALVD				339	
325 ETHIOPIA				115	
326 FINLAND		691		5225	
327 FRANCE		14430		69412	
335 GERMANY W		35151		254889	
336 GREECE				115	
337 GUATEMALA				840	
338 HAITI				74	
340 HUNGARY		486		2467	
342 IRAN				32	
344 ITALY		25583		90971	
347 JAPAN		72572		389671	
352 MEXICO		93		2031	
354 NETHRLNDS		25046		132671	
355 INDONESIA		26		242	
358 NICARAGUA		204		204	
359 NORWAY		281		886	
360 ISRAEL		148		206	

IMPORTS INTO CANADA FOR CONSUMPTION

Articles and Countries from which Imported	MONTH OF AUGUST 1955		EIGHT MONTHS ENDED AUGUST 1955		Class Number
	Quantities	Values (\$)	Quantities	Values (\$)	
364 PHIL		83		251	
365 POLAND		1824		7396	
366 PORTUGAL		148		312	
367 AZORES		67		245	
372 SPAIN		1471		3415	
375 SWEDEN		5592		39573	
376 SWITZRLND		7626		56818	
384 P RICO				17	
388 YUGO SLAV				115	
389 IRELAND		282		579	
390 GERMANY E		2854		7450	
392 SYRIA		53		53	
400 U STATES		136459		1127407	
		651884		3729316	
PACKAGES BARRELS AND CASKS					9034
100 U KINGDOM		1567		18174	
207 UN SO AFR		1508		9723	
208 BSA OTHER				104	
221 B GUIANA		276		7191	
223 BARBADOS		120		789	
224 JAMAICA		522		5359	
225 TRINIDAD				264	
232 MALTA		115		1195	
234 AUSTRALIA		1389		7923	
306 BELGIUM				38	
316 CUBA				1619	
318 DENMARK				162	
327 FRANCE		837		4667	
328 FR AFRICA		631		4009	
335 GERMANY W				169	
336 GREECE				402	
344 ITALY				1405	
354 NETHRLNDS		707		3955	
359 NORWAY				1657	
366 PORTUGAL		233		2452	
367 AZORES				12	
372 SPAIN		30		737	
375 SWEDEN				38	
376 SWITZRLND				32	
389 IRELAND				100	
400 U STATES		8209		78242	
		16144		150418	
PACKAGES BOTTLES AND CARBOYS					9035
100 U KINGDOM		33347		219036	
207 UN SO AFR		271		4698	
221 B GUIANA		85		1010	
223 BARBADOS		1545		10893	
224 JAMAICA		314		3672	
225 TRINIDAD		856		11235	
228 LEEW WIND				24	
231 HONG KONG				77	
232 MALTA		10		30	
234 AUSTRALIA		2947		16443	
306 BELGIUM				101	
313 CHINA		12		115	
316 CUBA		354		1351	
318 DENMARK		255		1111	
327 FRANCE		6988		47523	
328 FR AFRICA		42		443	
335 GERMANY W		335		2844	
336 GREECE		179		522	
340 HUNGARY				4	
344 ITALY		1788		13830	
347 JAPAN		18		131	
352 MEXICO				10	
354 NETHRLNDS		660		4430	
359 NORWAY		18		146	
360 ISRAEL		3		181	
364 PHIL				10	
366 PORTUGAL		827		5888	
367 AZORES				168	
372 SPAIN		457		4623	
375 SWEDEN		4		69	
376 SWITZRLND		75		353	
384 P RICO		1116		7963	
388 YUGO SLAV				111	
389 IRELAND				10	
400 U STATES		2099		16676	
		54605		375731	
PACKAGES CONTAINING MACHINERY					9036
100 U KINGDOM		14360		84841	
234 AUSTRALIA				16	
306 BELGIUM		104		1063	
327 FRANCE				12	
335 GERMANY W		1796		16143	
344 ITALY				78	
354 NETHRLNDS				64	
375 SWEDEN		8026		10404	
376 SWITZRLND		64		1342	
400 U STATES		2737		38545	
		27087		152508	
ORTHOPEDIC BRACES AND PARTS					9050
100 U KINGDOM		160		696	
335 GERMANY W				126	
400 U STATES		5355		41743	
		5515		42565	

IMPORTS INTO CANADA FOR CONSUMPTION

163

Articles and Countries from which Imported	MONTH OF AUGUST 1955		EIGHT MONTHS ENDED AUGUST 1955		Class Number
	Quantities	Values (\$)	Quantities	Values (\$)	
EFFECTS LEFT BY BEQUEST					9051
100 U KINGDOM		9973		71579	
203 B E AFR		300		1037	
207 UN SO AFR				112	
215 INDIA				850	
220 BERMUDA				100	
223 BARBADOS		500		1117	
224 JAMAICA		100		100	
234 AUSTRALIA				514	
236 NEW ZEAL				218	
305 AUSTRIA				600	
306 BELGIUM		468		1961	
318 DENMARK		600		2845	
326 FINLAND		500		500	
327 FRANCE				1893	
335 GERMANY W		540		4836	
344 ITALY				1000	
354 NETHRLNDS		125		1420	
375 SWEDEN				835	
376 SWITZRLND		2000		2300	
383 HAWAII				200	
400 U STATES		21579		173173	
		36685		267190	
APPLIANCES BOOTS FOR CRIPPLES					9052
100 U KINGDOM				223	
400 U STATES		720		5191	
		720		5414	
ARTIFICIAL LIMBS AND PARTS					9053
100 U KINGDOM		560		8083	
335 GERMANY W				157	
400 U STATES		7990		66290	
		8550		74530	
BEAD ORNAMENTS					9055
100 U KINGDOM				473	
231 HONG KONG				1122	
335 GERMANY W		679		1008	
347 JAPAN		92		1600	
390 GERMANY E				314	
400 U STATES		2770		13114	
		3541		17631	
BELTS N O P					9056
100 U KINGDOM		2196		12037	
215 INDIA		377		694	
231 HONG KONG		1000		4803	
304 ARGENTINA				170	
305 AUSTRIA				1838	
306 BELGIUM		72		206	
327 FRANCE		2856		17607	
335 GERMANY W		458		2628	
344 ITALY		218		2200	
347 JAPAN				968	
354 NETHRLNDS				55	
372 SPAIN		110		203	
376 SWITZRLND		126		126	
400 U STATES		31464		148678	
		38877		192213	
BLINDS NOT TEXTILE OR PAPER					9057
100 U KINGDOM				1384	
335 GERMANY W				1589	
347 JAPAN		6270		46803	
400 U STATES		247		4069	
		6517		53845	
BOOT SHOE SHIRT STAY LACES					9058
100 U KINGDOM		254		2628	
347 JAPAN		3102		12513	
376 SWITZRLND		570		570	
400 U STATES		634		11310	
		4560		27021	
BOOTS SHOES AND SLIPPERS FELT	PAIR				9059
100 U KINGDOM	26113	20981	29126	23898	
231 HONG KONG			1800	1396	
354 NETHRLNDS			6075	5453	
400 U STATES	3332	2916	5568	4871	
	29445	23897	42569	35618	
BOOTS SHOES AND SLIPPERS N O P	PAIR				9060
100 U KINGDOM	23760	24292	47784	51881	
231 HONG KONG	7368	5117	66696	31268	
306 BELGIUM			1260	610	
327 FRANCE	48	132	48	132	
335 GERMANY W	975	846	2877	2845	
338 HAITI			1904	4549	
344 ITALY	895	799	6515	10872	
347 JAPAN	103172	48102	173037	83382	
354 NETHRLNDS	27132	26264	129984	121063	
372 SPAIN			348	645	
376 SWITZRLND			987	4387	
400 U STATES	38337	43191	278722	335200	
	201687	148743	710162	646834	
BROOMS AND WHISKS					9061
100 U KINGDOM				209	
340 HUNGARY		1722		8646	
344 ITALY		724		13208	
354 NETHRLNDS		78		632	
400 U STATES		2696		24590	
		5220		47285	
BUTTONS SHOE PAPIER MACHE					9062
344 ITALY				529	

IMPORTS INTO CANADA FOR CONSUMPTION

Articles and Countries from which Imported	MONTH OF AUGUST 1955		EIGHT MONTHS ENDED AUGUST 1955		Class Number	
	Quantities	Values (\$)	Quantities	Values (\$)		
400 U STATES		248		1296	9063	
BUTTONS SHOE N O P		248		1825		
344 ITALY				511	9064	
400 U STATES		1780		12631		
BUTTONS VEGETABLE IVORY	GROSS	1780		13142	9064	
BUTTONS COLLAR AND CUFF	GROSS				9065	
100 U KINGDOM	44	927	209	5655	9066	
305 AUSTRIA			190	13277		
317 CZECHO S			28	141		
318 DENMARK			2	379		
327 FRANCE	5	382	33	611		
335 GERMANY W	124	7620	323	16126		
347 JAPAN			1535	589		
354 NETHRLNDS	2	87	9	556		
371 THAILAND			8	388		
376 SWITZRLND			14	975		
400 U STATES	643	29507	9756	179462		
BUTTONS N O P	GROSS	818	12107	218159		
100 U KINGDOM	2034	4406	10385	20741		9067
305 AUSTRIA	100	203	302	1285		
317 CZECHO S	1235	686	12278	8606		
318 DENMARK	36	150	89	896		
327 FRANCE	17	282	157	665		
335 GERMANY W	2665	4793	23198	26108		
344 ITALY			11082	5133		
347 JAPAN	36118	16137	292330	139500		
354 NETHRLNDS	469	1817	4764	18563		
376 SWITZRLND			28	130		
400 U STATES	109374	81929	650837	476662		
CASES BOXES DESKS FANCY	152048	110403	1005450	698289		
100 U KINGDOM		59044		176391	9068	
215 INDIA		435		1923		
231 HONG KONG		73		3473		
305 AUSTRIA		379		7690		
306 BELGIUM		2057		6179		
316 CUBA				157		
317 CZECHO S		431		2106		
318 DENMARK		50		50		
327 FRANCE		4195		14575		
335 GERMANY W		28457		108111		
344 ITALY		5399		21612		
347 JAPAN		7391		35002		
352 MEXICO				937		
353 MOROCCO		154		735		
354 NETHRLNDS		9893		21504		
360 ISRAEL				190		
365 POLAND				103		
372 SPAIN		742		2996		
375 SWEDEN				422		
376 SWITZRLND		478		4046		
390 GERMANY E				281		
400 U STATES		138316		884109		
CHARITABLE DONATIONS		257494		1294592		
100 U KINGDOM		300		350		9069
400 U STATES		1411		15833		
COMBS TOILET DRESSING FANCY		1711		16183	9069	
100 U KINGDOM		1214		16005	9070	
327 FRANCE		664		2781		
335 GERMANY W		888		6237		
376 SWITZRLND		1077		1077		
400 U STATES		4819		26978		
APPLIANCES FOR THE DEAF PARTS		8662		53078		
100 U KINGDOM		581		4500	9071	
318 DENMARK		1430		8224		
335 GERMANY W				2235		
354 NETHRLNDS				307		
400 U STATES		124323		1047991		
FANS		126334		1063257	9071	
231 HONG KONG				1210	9072	
347 JAPAN				4459		
400 U STATES				2992		
INSOLES OF ALL KINDS				8661	9072	
100 U KINGDOM		428		7033	9073	
335 GERMANY W		215		1908		
400 U STATES		251		9525		
JEWELLERY N O P		894		18466	9073	
100 U KINGDOM		24719		167281	9073	
207 UN SO AFR				120		
215 INDIA		3550		10502		
231 HONG KONG		899		15016		
305 AUSTRIA		6537		52514		
306 BELGIUM		395		2654		
309 BRAZIL				900		
313 CHINA		125		295		

IMPORTS INTO CANADA FOR CONSUMPTION

Articles and Countries from which Imported	MONTH OF AUGUST 1955		EIGHT MONTHS ENDED AUGUST 1955		Class Number
	Quantities	Values (\$)	Quantities	Values (\$)	
317 CZECHO S		6083		155872	
318 DENMARK				1320	
322 EGYPT				118	
327 FRANCE		3233		68975	
335 GERMANY W		89795		638830	
336 GREECE				452	
337 GUATEMALA				267	
344 ITALY		11779		56064	
347 JAPAN		21806		264049	
352 MEXICO		2442		16317	
354 NETHRLNDS				1589	
359 NORWAY		143		1651	
360 ISRAEL				239	
363 PERU				280	
366 PORTUGAL				427	
371 THAILAND		2745		5918	
372 SPAIN		755		10097	
375 SWEDEN				199	
376 SWITZRLND		7409		13464	
378 JORDAN				407	
383 HAWAII				1754	
387 VENEZUELA		64		64	
388 YUGO SLAV		91		91	
390 GERMANY E				51	
400 U STATES		287058		1959907	
MATS DOOR OR CARRIAGE N O P		469628		3447684	
400 U STATES		68		348	9074
MATTRESSES		68		348	
100 U KINGDOM		5908		113929	9075
327 FRANCE		141		141	
335 GERMANY W		104		4060	
354 NETHRLNDS				197	
375 SWEDEN				251	
400 U STATES		9841		61051	
PICTURE AND PHOTOGRAPH FRAMES		15994		179629	
100 U KINGDOM		1159		8528	9076
231 HONG KONG		378		870	
305 AUSTRIA		370		1292	
306 BELGIUM				538	
318 DENMARK		6331		13660	
327 FRANCE				951	
335 GERMANY W		417		6064	
344 ITALY		4726		18476	
347 JAPAN		1018		2492	
352 MEXICO		697		2209	
354 NETHRLNDS		203		1946	
372 SPAIN		197		317	
376 SWITZRLND				121	
400 U STATES		15578		201861	
POCKET BOOKS PORTFOLIOS PURSES		31074		259325	
100 U KINGDOM		79294		377134	9077
215 INDIA		205		1584	
224 JAMAICA				2801	
231 HONG KONG		442		8080	
234 AUSTRALIA		202		382	
304 ARGENTINA				588	
305 AUSTRIA		375		4815	
306 BELGIUM		4228		13823	
316 CUBA		78		8503	
317 CZECHO S				2412	
327 FRANCE		17134		75080	
335 GERMANY W		13322		127156	
337 GUATEMALA				856	
338 HAITI				560	
344 ITALY		24208		84296	
347 JAPAN		7632		61655	
352 MEXICO		2162		18899	
353 MOROCCO		189		1923	
354 NETHRLNOS		7266		25267	
360 ISRAEL				339	
365 POLAND		235		364	
372 SPAIN		3969		4949	
375 SWEDEN		977		4281	
376 SWITZRLND				21350	
384 P RICO				904	
389 IRELAND				206	
400 U STATES		225969		1575940	
REFRIGERATORS ELECTRIC N O P		387887		2424147	
100 U KINGDOM	NO	29312	1934	143922	9078
400 U STATES	400	9429	78302	13814640	
REFRIGERATORS N O P	NO	1555826	80236	13958562	
100 U KINGDOM			32	2655	9079
354 NETHRLNOS			3	508	
400 U STATES		645	2327	244264	
REGALIA AND BADGES		645	2362	247427	
100 U KINGDOM		3121		46200	9080
215 INDIA		745		2332	
216 PAKISTAN		131		710	
231 HONG KONG				252	

IMPORTS INTO CANADA FOR CONSUMPTION

Articles and Countries from which Imported	MONTH OF AUGUST 1955		EIGHT MONTHS ENDED AUGUST 1955		Class Number
	Quantities	Values (\$)	Quantities	Values (\$)	
327 FRANCE		117		864	
335 GERMANY W		4436		11536	
344 ITALY				371	
347 JAPAN				650	
376 SWITZRLND				877	
400 U STATES		4156		38617	
SHADES LAMP NOP SHADE HOLDERS		12706		102409	
100 U KINGDOM				679	9081
231 HONG KONG				345	
318 DENMARK		432		653	
327 FRANCE		99		99	
335 GERMANY W		82		856	
344 ITALY				51	
347 JAPAN				82	
354 NETHRLNDS				366	
359 NORWAY		152		152	
372 SPAIN				111	
400 U STATES		17856		82657	
SPECTACLE FRAMES AND PARTS NOP		18621		86051	
100 U KINGDOM		2044		7674	9082
305 AUSTRIA		378		4669	
327 FRANCE		1265		21341	
335 GERMANY W		25524		117821	
344 ITALY				367	
347 JAPAN		705		3560	
400 U STATES		149079		1455270	
PARTS FOR SPECTACLE FRAMES		178295		1610702	
352 MEXICO				312	9083
400 U STATES		16189		234076	
TOBACCO PIPES SMOKERS SETS		16189		234388	
100 U KINGDOM		9533		65260	9084
232 MALTA				258	
305 AUSTRIA		333		2336	
317 CZECHO S		537		923	
327 FRANCE		6352		42643	
335 GERMANY W		1026		4091	
344 ITALY		11049		54532	
347 JAPAN		388		772	
354 NETHRLNDS				108	
400 U STATES		7609		127072	
TOBACCO POUCHES CIGARETTE CASE		36827		297995	
100 U KINGDOM		6368		22093	9085
305 AUSTRIA				1075	
317 CZECHO S				1474	
327 FRANCE				652	
335 GERMANY W		1093		7832	
344 ITALY		159		341	
347 JAPAN		1027		4234	
372 SPAIN		114		368	
400 U STATES		466		3368	
TOILET AND MANICURE SETS		9227		41437	
100 U KINGDOM		3718		14673	9086
305 AUSTRIA		701		2607	
335 GERMANY W		8989		30565	
400 U STATES		3905		15287	
TRUNKS AND VALISES		17313		63132	
100 U KINGDOM		33392		227701	9087
231 HONG KONG				1137	
305 AUSTRIA				317	
306 BELGIUM		635		1845	
317 CZECHO S		820		8959	
327 FRANCE				2445	
335 GERMANY W		1795		10285	
344 ITALY				1665	
347 JAPAN		260		1603	
354 NETHRLNDS		2640		9587	
365 POLAND				58	
375 SWEDEN		1282		16990	
400 U STATES		42791		566186	
UMBRELLAS PARASOLS SUNSHADES		83615		848778	
100 U KINGDOM		2895		9239	9088
231 HONG KONG		4405		7311	
305 AUSTRIA				96	
306 BELGIUM				2308	
317 CZECHO S				1338	
327 FRANCE				214	
335 GERMANY W		579		1187	
344 ITALY		1746		5258	
347 JAPAN		227		13098	
354 NETHRLNDS		246		8875	
376 SWITZRLND				1376	
400 U STATES		2011		67306	
WINDOW SHADE OR BLIND ROLLERS		12109		117606	
347 JAPAN				150	9090
375 SWEDEN		4609		11496	
400 U STATES		6004		23558	
		10613		35204	

IMPORTS INTO CANADA FOR CONSUMPTION

167

Articles and Countries from which Imported	MONTH OF AUGUST 1955		EIGHT MONTHS ENDED AUGUST 1955		Class Number
	Quantities	Values (\$)	Quantities	Values (\$)	
REFRIGERATOR PARTS					
100 U KINGDOM		7 5516		4 34602	9091
400 U STATES		10 53877		12 152595	
		11 29393		12 587197	
HOME OR FARM FREEZERS ELECTRIC	NO				9092
400 U STATES	5000	10 47126	29568	59 09578	
	5000	10 47126	29568	59 09578	
MINERAL MEDICINAL AERATED WATER					9103
100 U KINGDOM				69	
318 DENMARK		126		126	
327 FRANCE		2 3268		7 2616	
344 ITALY				104	
381 ALASKA				170	
400 U STATES		10 465		4 5675	
		3 3859		11 8760	
ACCORDIONS CONCERTINAS MELODEONS	NO				9110
100 U KINGDOM	2	382	17	2 185	
305 AUSTRIA			1	68	
327 FRANCE	1	80	3	294	
335 GERMANY W	783	26 098	54 09	9 6636	
344 ITALY	557	28 715	52 90	24 8697	
347 JAPAN	90	176	90	176	
354 NETHRLNDS			1	175	
375 SWEDEN			15	1695	
376 SWITZRLNO	82	11 49	584	92 07	
390 GERMANY E	3 376	68 46	7 353	13 762	
400 U STATES	108	14 39	750	31 956	
	4 999	64 885	19 513	40 4851	
BRASS BAND INSTRUMENTS					9111
100 U KINGDOM		2 4431		12 0488	
216 PAKISTAN				7 44	
231 HONG KONG		81		81	
306 BELGIUM		102		565	
317 CZECHO S		7 193		32 395	
327 FRANCE		3 137		5 2294	
335 GERMANY W		5 643		21 809	
344 ITALY		2 630		18 656	
352 MEXICO				7 31	
354 NETHRLNDS		1 592		4 687	
400 U STATES		14 839		13 6647	
		5 2648		38 9097	
HARPS	NO				9113
100 U KINGDOM			1	205	
400 U STATES			6	6 494	
			7	6 699	
CABINET ORGANS	NO				9114
347 JAPAN	10	473	60	2 407	
400 U STATES	6	12 43	46	10 681	
	16	17 16	106	13 088	
PIPE ORGANS	NO				9115
335 GERMANY W			1	7 351	
400 U STATES	1	2 510	2	9 511	
	1	2 510	3	16 862	
ORGAN PARTS N O P					9116
100 U KINGDOM		878		3 9076	
335 GERMANY W		961		11 700	
390 GERMANY E				1 144	
400 U STATES		8 923		10 3956	
		10 762		15 5876	
PIANOS	NO				9117
100 U KINGDOM	42	12 796	146	4 2912	
317 CZECHO S			2	669	
318 DENMARK			3	1 585	
335 GERMANY W			3	1 698	
400 U STATES	83	18 883	526	15 3864	
	125	31 679	680	20 0728	
PIANO PARTS N O P					9118
100 U KINGDOM		3 230		16 430	
335 GERMANY W		296		4 28	
375 SWEDEN				181	
400 U STATES		8 986		8 3116	
		12 512		10 0155	
PIANO AND ORGAN PARTS FOR MFR					9119
100 U KINGDOM		2 994		17 957	
400 U STATES		1 993		28 869	
		4 987		46 826	
PHONOGRAPHS GRAMOPHONES N O P					9120
100 U KINGDOM		1 850		22 361	
231 HONG KONG		324		1 699	
317 CZECHO S				3 255	
318 DENMARK				404	
335 GERMANY W				1 301	
347 JAPAN		243		243	
354 NETHRLNDS		234		7 0895	
376 SWITZRLNO				6 715	
400 U STATES		2 9906		36 0013	
		3 2557		46 6886	
PHONOGRAPH RECORDS					9121
100 U KINGDOM		4 2279		19 7145	
231 HONG KONG		444		3 638	
234 AUSTRALIA				2 064	
305 AUSTRIA				246	
306 BELGIUM				1 341	
310 BULGARIA				689	
317 CZECHO S		212		1 300	
326 FINLAND				640	

IMPORTS INTO CANADA FOR CONSUMPTION

Articles and Countries from which Imported	MONTH OF AUGUST 1955		EIGHT MONTHS ENDED AUGUST 1955		Class Number
	Quantities	Values (\$)	Quantities	Values (\$)	
327 FRANCE		4697		39854	
335 GERMANY W		1773		19449	
340 HUNGARY				105	
344 ITALY				1297	
347 JAPAN		894		3477	
354 NETHRLNDS		267		5231	
375 SWEDEN				706	
376 SWITZRLND				2539	
380 USSR				1185	
400 U STATES		81124		772185	
		131690		1053091	
OTHER MUSICAL INSTRUMENTS					9122
100 U KINGDOM		1926		9676	
231 HONG KONG				145	
305 AUSTRIA				505	
317 CZECHO S		575		4170	
327 FRANCE		1998		14245	
335 GERMANY W		17444		92879	
344 ITALY		249		2077	
347 JAPAN		2884		8387	
352 MEXICO		226		431	
354 NETHRLNDS				1213	
372 SPAIN				148	
375 SWEDEN				172	
376 SWITZRLND		3291		20284	
390 GERMANY E		1926		11563	
400 U STATES		79097		808303	
		102616		974198	
MUSICAL INSTRUMENT STRINGS					9123
100 U KINGDOM				289	
305 AUSTRIA		90		1135	
335 GERMANY W		851		6237	
400 U STATES		3185		34833	
		4126		42494	
PHONOGRAPHS COIN OPERATED	NO				9124
400 U STATES	93	46046	1064	586293	
	93	46046	1064	586293	
PHOTOFLASH LAMPS	NO				9127
354 NETHRLNDS			92524	4517	
400 U STATES	3483	378	1230249	63884	
	3483	378	1322773	68401	
PHOTOGRAPHIC ACCESSORIES PARTS					9128
100 U KINGDOM		5604		19968	
221 B GUIANA				800	
305 AUSTRIA		105		210	
317 CZECHO S				1482	
327 FRANCE				10707	
335 GERMANY W		31583		252574	
344 ITALY				1827	
347 JAPAN		13913		53771	
376 SWITZRLND		351		9039	
400 U STATES		260071		1707513	
		311627		2057891	
THERMOMETERS					9129
100 U KINGDOM		11445		46752	
318 DENMARK		819		2050	
327 FRANCE				333	
335 GERMANY W		981		19011	
347 JAPAN		1357		2704	
354 NETHRLNDS				2819	
375 SWEDEN				411	
376 SWITZRLND				1115	
390 GERMANY E				6597	
400 U STATES		97271		637040	
		111873		718832	
APPARATUS X RAY					9130
100 U KINGDOM		9219		42209	
220 BERMUDA				800	
306 BELGIUM				4325	
318 DENMARK		2404		11118	
335 GERMANY W		1202		74702	
344 ITALY				5289	
354 NETHRLNDS		1915		119692	
375 SWEDEN		520		35157	
400 U STATES		173270		2167609	
		188530		2460901	
ARTIFICIAL LARYNX					9131
400 U STATES				219	
				219	
BOTANICAL SPECIMENS					9132
100 U KINGDOM		558		1188	
215 INDIA				759	
335 GERMANY W				454	
354 NETHRLNDS				108	
359 NORWAY				110	
400 U STATES		1996		12859	
		2554		15478	
OLD COINS STAMPS TROPHIES					9133
100 U KINGDOM		2447		11614	
215 INDIA		3		245	
217 CEYLON				80	
231 HONG KONG				1000	
234 AUSTRALIA				146	
236 NEW ZEAL				228	
304 ARGENTINA		65		405	
305 AUSTRIA				162	

IMPORTS INTO CANADA FOR CONSUMPTION

Articles and Countries from which Imported	MONTH OF AUGUST 1955		EIGHT MONTHS ENDED AUGUST 1955		Class Number
	Quantities	Values (\$)	Quantities	Values (\$)	
306 BELGIUM		60		476	
312 CHILE		62		62	
314 COLOMBIA				90	
318 DENMARK				391	
335 GERMANY W				123	
340 HUNGARY				345	
354 NETHRLNDS				747	
359 NORWAY				406	
360 ISRAEL				88	
363 PERU		53		53	
372 SPAIN		65		260	
375 SWEDEN				3921	
389 IRELAND				1934	
400 U STATES		9125		79245	
		11880		102021	
CAMERAS AND CAMERA PARTS N O P					9134
100 U KINGDOM		2391		17910	
225 TRINIDAD				100	
231 HONG KONG		150		609	
234 AUSTRALIA		318		443	
305 AUSTRIA		2478		20852	
317 CZECHO S		309		676	
327 FRANCE		570		9194	
335 GERMANY W		133452		947491	
344 ITALY				3537	
347 JAPAN		30174		148939	
354 NETHRLNOS		155		2431	
375 SWEDEN		162		1154	
376 SWITZRLNO		36347		186148	
390 GERMANY E		1393		34405	
400 U STATES		244591		2130586	
		452490		3504475	
CAMERA PARTS UNFINISHED					9135
327 FRANCE				65	
335 GERMANY W				56	
400 U STATES		17098		79745	
		17098		79866	
CAMERA LENSES AND SHUTTERS					9136
327 FRANCE				6883	
335 GERMANY W		2070		17149	
400 U STATES		17544		120555	
		19614		144587	
COLLECTIONS OF ANTIQUITIES					9137
100 U KINGDOM		35417		235359	
220 BERMUDA				70	
231 HONG KONG				2319	
305 AUSTRIA				391	
306 BELGIUM				766	
313 CHINA				957	
318 DENMARK				4837	
322 EGYPT				990	
327 FRANCE		577		6306	
335 GERMANY W				2605	
344 ITALY				6096	
347 JAPAN		50		786	
354 NETHRLNDS		1180		6591	
372 SPAIN				185	
376 SWITZRLND				8290	
380 USSR				547	
400 U STATES		13575		117214	
		50799		394309	
CYCLOMETERS AND SPEEDOMETERS					9138
100 U KINGDOM		280		14913	
335 GERMANY W		762		4748	
354 NETHRLNOS				609	
376 SWITZRLND		1768		13014	
400 U STATES		11697		134294	
		14507		167578	
GLOBES GEOGRAPHICAL					9139
100 U KINGDOM		2486		4352	
335 GERMANY W				1296	
400 U STATES		15419		41306	
		17905		46954	
MODELS OF INVENTIONS					9140
100 U KINGDOM				1205	
234 AUSTRALIA				97	
318 DENMARK				552	
335 GERMANY W				931	
344 ITALY				2175	
354 NETHRLNDS				866	
400 U STATES		3209		161985	
		3209		167811	
APPARATUS FOR INSTITUTIONS					9141
100 U KINGDOM		21115		138914	
305 AUSTRIA				3063	
306 BELGIUM		1733		1907	
318 DENMARK				2602	
327 FRANCE		167		7197	
335 GERMANY W		2072		43890	
344 ITALY		279		639	
347 JAPAN				460	
354 NETHRLNOS		184		2941	
359 NORWAY		473		473	
375 SWEDEN				2014	
376 SWITZRLNO		246		5813	
400 U STATES		489549		3513382	
		515818		3723295	

IMPORTS INTO CANADA FOR CONSUMPTION

Articles and Countries from which Imported	MONTH OF AUGUST 1955		EIGHT MONTHS ENDED AUGUST 1955		Class Number
	Quantities	Values (\$)	Quantities	Values (\$)	
OPERATING ROOM EQUIPMENT					9142
100 U KINGDOM		10144		28094	
317 CZECHOSLOVAKIA				933	
318 DENMARK				103	
327 FRANCE				1021	
335 GERMANY W		108		10696	
347 JAPAN				1616	
390 GERMANY E				133	
400 U STATES		228631		2030128	
		238883		2072724	
DENTAL INSTRUMENTS					9143
100 U KINGDOM		6063		65060	
305 AUSTRIA		12169		33651	
317 CZECHOSLOVAKIA		417		417	
327 FRANCE				1163	
335 GERMANY W		17196		127045	
344 ITALY				2154	
347 JAPAN		3507		18282	
354 NETHERLANDS				8691	
375 SWEDEN		130		824	
376 SWITZERLAND		1135		4617	
400 U STATES		107257		765908	
		148574		1027812	
SURGICAL TRUSSES AND SUPPORTS					9144
100 U KINGDOM		414		1102	
400 U STATES		115		7871	
		529		8973	
ARTICLES FOR THE BLIND					9145
100 U KINGDOM		894		1723	
376 SWITZERLAND				378	
400 U STATES		6126		22890	
		7020		24991	
OPTICAL AND PHILOSOPHICAL INSTRUMENTS					9146
100 U KINGDOM		28394		209893	
305 AUSTRIA		207		378	
306 BELGIUM				163	
317 CZECHOSLOVAKIA				1455	
318 DENMARK				1042	
327 FRANCE		7121		35600	
335 GERMANY W		26361		160769	
344 ITALY		208		4267	
347 JAPAN		52615		255617	
354 NETHERLANDS				4691	
375 SWEDEN		83		3367	
376 SWITZERLAND		3387		19341	
400 U STATES		263301		1937277	
		381677		2633860	
EDUCATIONAL FILMS					9148
100 U KINGDOM		999		15895	
207 UNION OF SOUTH AFRICA				1105	
231 HONG KONG		308		308	
234 AUSTRALIA				1576	
305 AUSTRIA				144	
327 FRANCE		263		4315	
335 GERMANY W				218	
400 U STATES		118651		689451	
		120221		713012	
CINEMATOGRAPH CAMERAS					9149
100 U KINGDOM				3459	
335 GERMANY W				146	
376 SWITZERLAND				134	
400 U STATES		2921		81096	
		2921		84835	
SURGICAL INSTRUMENTS					9150
100 U KINGDOM		28788		169093	
305 AUSTRIA				205	
306 BELGIUM				1780	
318 DENMARK				174	
327 FRANCE		4399		10427	
335 GERMANY W		27173		173639	
344 ITALY		1506		6892	
347 JAPAN		8478		19901	
352 MEXICO		927		6666	
354 NETHERLANDS				1119	
375 SWEDEN		3283		26575	
376 SWITZERLAND		1303		11278	
390 GERMANY E				295	
400 U STATES		305774		2693758	
		381631		3121802	
RACING SHELLS OR OARS	NO				9151
100 U KINGDOM				276	
400 U STATES			1	455	
			1	731	
BOATS OPEN PLEASURE	NO				9152
100 U KINGDOM	7	3190	185	28123	
220 BERMUDA			1	400	
305 AUSTRIA			3	351	
318 DENMARK	1	241	17	5626	
327 FRANCE			1	127	
335 GERMANY W	5	614	85	8188	
359 NORWAY			2	1094	
375 SWEDEN	8	849	13	3334	
381 ALASKA	1	180	1	180	
390 GERMANY E			2	1754	
400 U STATES	87	19148	775	143506	
	109	24222	1085	192683	

IMPORTS INTO CANADA FOR CONSUMPTION

171

Articles and Countries from which Imported	MONTH OF AUGUST 1955		EIGHT MONTHS ENDED AUGUST 1955		Class Number
	Quantities	Values (\$)	Quantities	Values (\$)	
LAUNCHES PLEASURE MOTIVE POWER	NO				9153
100 U KINGDOM			8	10116	
318 DENMARK			1	3564	
326 FINLAND			1	1085	
335 GERMANY W	1	1025	23	22044	
390 GERMANY E			9	35312	
400 U STATES	30	128755	136	345875	
	31	129780	178	417996	
MATERIALS EXWHOUSE FOR VESSELS					9154
SHIPS AND VESSELS REPAIRS ON					9155
334 ST PIERRE		7726		12596	
381 ALASKA		644		1125	
400 U STATES		11374		45431	
		19744		59152	
SHIPS FOREIGN BUILT COASTAL	NO				9156
354 NETHRLNDS			1	154250	
400 U STATES			1	1980	
			2	156230	
VESSELS FOREIGN BUILT N O P					9157
100 U KINGDOM		14117		197281	
220 BERMUDA				11576	
318 DENMARK		5664		15737	
335 GERMANY W				11572	
354 NETHRLNDS				203392	
375 SWEDEN				4565	
400 U STATES		9332		1623323	
		29113		2067446	
BUGGIES CUTTERS VEHICLES N O P	NO				9162
100 U KINGDOM	1	829	31	2041	
400 U STATES	388	30496	2987	187796	
	389	31325	3018	189837	
CHILDRENS CARRIAGES AND PARTS	NO				9163
100 U KINGDOM	46	999	360	8134	
306 BELGIUM				1124	
335 GERMANY W			1	50	
344 ITALY			2	81	
354 NETHRLNDS			61	1547	
376 SWITZRLND	5	158	11	439	
400 U STATES	56	402	1473	9832	
	107	1559	1908	21207	
CHILDRENS SLEDS VEHICLES N D P					9164
100 U KINGDOM		752		4287	
335 GERMANY W				1706	
354 NETHRLNDS		420		825	
359 NORWAY				182	
400 U STATES		13813		188572	
		14985		195572	
SLEIGHS N O P AND PARTS	NO				9165
WAGONS AND SLEDS FARM AND PTS	NO				9166
100 U KINGDOM			8	11992	
400 U STATES	144	28935	977	147693	
	144	28935	985	159685	
WAGONS FREIGHT DRAYS AND PARTS	NO				9167
WHEELBARRDWS HAND TRUCKS CARTS	NO				9168
100 U KINGDOM	168	5836	1211	26702	
318 DENMARK			1	235	
327 FRANCE			9	206	
335 GERMANY W			87	1263	
359 NORWAY			4	600	
375 SWEDEN			20	3378	
400 U STATES	5014	87045	60407	849834	
	5182	92881	61739	882218	
TRUCKS AND CARS N O P					9169
100 U KINGDOM		381		3957	
354 NETHRLNDS				963	
400 U STATES		9196		95562	
		9577		100482	
TRAILERS FOR MOTOR VEHICLES	NO				9170
100 U KINGDOM	5	4147	12	21107	
381 ALASKA	2	1200	5	3820	
400 U STATES	409	624917	2929	3708939	
	416	630264	2946	3733866	
AIRCRAFT NOT OVER 1500 LB WT	NO				9171
100 U KINGDOM			4	6250	
317 CZECHO S	1	6129	2	8984	
335 GERMANY W			2	4106	
400 U STATES	13	14543	109	317840	
	14	20672	117	337180	
AIRCRAFT 1501 TO 3000 LB WT	NO				9172
100 U KINGDOM	1	3750	1	3750	
317 CZECHO S			1	17762	
400 U STATES	10	86347	109	885149	
	11	90097	111	906661	
AIRCRAFT 3001 TO 7500 LB WT	NO				9173
100 U KINGDOM			1	87812	
400 U STATES	9	780587	27	2099496	
	9	780587	28	2187308	
AIRCRAFT OVER 7500 LB WEIGHT	NO				9174
100 U KINGDOM	2	1338102	22	7835577	
327 FRANCE			2	94363	
400 U STATES	7	902451	71	20173140	
	9	2240553	95	28103080	

IMPORTS INTO CANADA FOR CONSUMPTION

Articles and Countries from which Imported	MONTH OF AUGUST 1955		EIGHT MONTHS ENDED AUGUST 1955		Class Number
	Quantities	Values (\$)	Quantities	Values (\$)	
AIRCRAFT PTS EXCLUDING ENG PTS					9175
100 U KINGDOM		537125		3119922	
231 HONG KONG				127	
234 AUSTRALIA		824		9491	
236 NEW ZEAL		2294		2294	
317 CZECHO S		110		809	
318 DENMARK				1307	
327 FRANCE				10637	
335 GERMANY W		600		6175	
347 JAPAN		109		5762	
359 NORWAY				28654	
375 SWEDEN		1167		11695	
376 SWITZRLNO		124		825	
381 ALASKA		1000		4461	
400 U STATES		6904305		56574794	
		7447658		59776953	
PAINTINGS UNOER 20 DOLLARS	N O				9181
100 U KINGDOM	22	144	224	1995	
231 HONG KONG	60	94	948	557	
305 AUSTRIA	59	442	398	3907	
306 BELGIUM	288	315	360	459	
318 DENMARK	11	103	61	156	
327 FRANCE	34	111	238	1258	
335 GERMANY W			50	347	
340 HUNGARY			86	731	
344 ITALY	275	2450	695	2690	
347 JAPAN	72	231	815	592	
354 NETHRLNDS	59	200	1349	4257	
376 SWITZRLNO	9	115	47	199	
400 U STATES	66	458	371	1811	
	955	4663	5642	18959	
PAINTINGS 20 DOLLARS OR OVER					9182
100 U KINGDOM		40104		288462	
220 BERMUDA				750	
223 BARBADOS				320	
224 JAMAICA				151	
231 HONG KONG				200	
305 AUSTRIA		4761		23090	
306 BELGIUM		2445		2699	
318 DENMARK		285		3787	
327 FRANCE		2836		134595	
335 GERMANY W		85		3877	
338 HAITI				350	
340 HUNGARY				1759	
344 ITALY		1875		20650	
347 JAPAN				213	
352 MEXICO				597	
354 NETHRLNDS		4181		124612	
360 ISRAEL				7750	
361 PANAMA				120	
372 SPAIN				1282	
375 SWEDEN				100	
376 SWITZRLNO		500		4284	
383 HAWAII				194	
387 VENEZUELA				500	
400 U STATES		75010		1043548	
		132082		1663890	
STATUES AND STATUETTES N O P					9183
100 U KINGDOM		2903		36305	
215 INDIA		147		315	
217 CEYLON				849	
231 HONG KONG		2589		6165	
305 AUSTRIA		216		1446	
306 BELGIUM				184	
313 CHINA		68		68	
317 CZECHO S				755	
318 DENMARK		85		570	
327 FRANCE		870		2513	
335 GERMANY W		5447		19245	
336 GREECE				4571	
338 HAITI				173	
344 ITALY		6257		21994	
347 JAPAN		15293		55114	
352 MEXICO		114		707	
354 NETHRLNOS		58		217	
355 INDONESIA				70	
375 SWEDEN		132		530	
376 SWITZRLNO				404	
390 GERMANY E		1102		3030	
400 U STATES		15195		61428	
		50476		216653	
PORCELAIN STATUES STATUETTES					9184
100 U KINGDOM		42641		330927	
224 JAMAICA		50		50	
231 HONG KONG		56		2440	
305 AUSTRIA		324		1423	
313 CHINA				160	
317 CZECHO S				201	
318 DENMARK		1457		9585	
327 FRANCE		673		2943	
335 GERMANY W		7613		68235	
336 GREECE		128		128	
344 ITALY		1469		10299	
347 JAPAN		24133		177302	

IMPORTS INTO CANADA FOR CONSUMPTION

173

Articles and Countries from which Imported	MONTH OF AUGUST 1955		EIGHT MONTHS ENDED AUGUST 1955		Class Number
	Quantities	Values (\$)	Quantities	Values (\$)	
354 NETHRLNDS		55		370	
375 SWEDEN		105		165	
390 GERMANY E		4005		11702	
400 U STATES		4705		35046	
		87416		650983	
SCULPTURES CANADIAN MODELS					9185
100 U KINGDOM				570	
344 ITALY				396	
400 U STATES				146	
				1112	
MATERIAL FOR HARD METAL COMPOS					9187
100 U KINGDOM				18091	
400 U STATES		87139		450732	
		87139		468823	
MATERIAL FOR FISHING EQUIPMENT					9189
400 U STATES		159		1291	
		159		1291	
MATERIALS FOR CYANIDE MFR					9190
ARTICLES FOR FERTILIZER MFR					9191
100 U KINGDOM				454	
327 FRANCE		23890		23890	
400 U STATES		56062		210249	
		79952		234593	
ARTICLES FOR GOVERNOR GENERAL					9192
100 U KINGDOM		100		2163	
327 FRANCE				97	
400 U STATES				2947	
		100		5207	
ARTICLES FOR CONSULS					9193
100 U KINGDOM		9053		39771	
207 UN SO AFR				3956	
215 INDIA		5540		10017	
216 PAKISTAN				150	
223 BARBADOS				99	
225 TRINIDAD				78	
231 HONG KONG				2080	
234 AUSTRALIA				2530	
236 NEW ZEAL				180	
303 ARABIA				1000	
304 ARGENTINA				100	
305 AUSTRIA		500		635	
306 BELGIUM		200		10411	
314 COLOMBIA		96		96	
315 C RICA				20000	
316 CUBA				2127	
317 CZECHO S		705		14582	
318 DENMARK		170		12414	
320 DOM REP		584		659	
326 FINLAND				5646	
327 FRANCE		2089		30637	
334 ST PIERRE				50	
335 GERMANY W		2760		18146	
338 HAITI				285	
344 ITALY		4924		11126	
347 JAPAN		245		4421	
354 NETHRLNDS		749		29415	
355 INDONESIA				100	
357 NETH ANT				425	
359 NORWAY		350		481	
360 ISRAEL				50	
363 PERU		310		310	
365 POLAND		820		5695	
366 PORTUGAL		450		4375	
372 SPAIN				8721	
375 SWEDEN				16435	
376 SWITZRLND		403		3295	
380 USSR		2500		3785	
384 P RICO				66	
388 YUGO SLAY		200		200	
400 U STATES		77709		486982	
		110357		751531	
CANADIAN GOODS RETURNED					9195
100 U KINGDOM		40570		449162	
205 RHOD NYAS				772	
207 UN SO AFR				8819	
215 INDIA		225		1083	
216 PAKISTAN				699	
218 MALAYA				124	
220 BERMUDA		5127		33902	
221 B GUIANA		72		131	
222 B HOND				92	
223 BARBADOS				3394	
224 JAMAICA		4199		14406	
225 TRINIDAD		100		5204	
227 BAHAMAS				5547	
231 HONG KONG		420		1620	
234 AUSTRALIA		792		4005	
236 NEW ZEAL				6161	
306 BELGIUM				16066	
314 COLOMBIA				2750	
316 CUBA		3126		6165	
318 DENMARK		489		775	
327 FRANCE		3709		67547	
334 ST PIERRE		166		1062	
335 GERMANY W		3642		9050	

IMPORTS INTO CANADA FOR CONSUMPTION

Articles and Countries from which Imported	MONTH OF AUGUST 1955		EIGHT MONTHS ENDED AUGUST 1955		Class Number
	Quantities	Values (\$)	Quantities	Values (\$)	
336 GREECE				554	
337 GUATEMALA				383	
341 ICELAND				3700	
344 ITALY				43764	
347 JAPAN		9139		25329	
348 KOREA				203065	
352 MEXICO		75		11009	
354 NETHRLNDS		335		10311	
355 INDONESIA				836	
357 NETH ANT				255	
359 NORWAY		989		1481	
360 ISRAEL				3300	
366 PORTUGAL		700		700	
372 SPAIN				793	
375 SWEDEN		2285		2971	
376 SWITZRLND		118		8464	
381 ALASKA		32578		107644	
384 P RICO				3419	
387 VENEZUELA				5876	
390 GERMANY E				1000	
391 LEBANON		640		640	
400 U STATES		810727		5844568	
ARMS ETC BRITISH OR NATO CTYS		920223		6918598	
100 U KINGDOM		623957		1643333	9196
207 UN SO AFR				100	
215 INDIA				244	
221 B GUIANA				600	
305 AUSTRIA		809		1523	
306 BELGIUM				4088	
316 CUBA				265	
318 DENMARK		2897		21861	
327 FRANCE		4922		54256	
334 ST PIERRE				663	
335 GERMANY W		131492		324124	
344 ITALY		277		2141	
347 JAPAN				11695	
348 KOREA				4800	
353 MOROCCO		877		930	
354 NETHRLNDS		4301		19137	
359 NORWAY				163	
366 PORTUGAL				350	
371 THAILAND				20210	
372 SPAIN				6823	
375 SWEDEN				6413	
376 SWITZRLND		11049		88078	
379 TURKEY				916	
381 ALASKA		86478		529554	
400 U STATES		9178836		34422615	
EXWAREHOUSED SHIPS STORES NOP		10045895		37165882	
100 U KINGDOM		2833		16261	9197
221 B GUIANA		54		585	
223 BARBADOS				777	
316 CUBA				138	
327 FRANCE		145		2727	
354 NETHRLNDS		284		571	
359 NORWAY				130	
384 P RICO				153	
400 U STATES		12415		84347	
ARTICLES EXWHOUSE FOR EXCISE		15731		105689	
BATTERY JARS GLASS OR RUBBER					9198
100 U KINGDOM				3240	9199
335 GERMANY W		346		10454	
375 SWEDEN				464	
400 U STATES		57855		491265	
CASUAL DONATIONS		58201		505423	
100 U KINGDOM		60		429	9201
220 BERMUDA				4273	
224 JAMAICA				100	
306 BELGIUM				60	
344 ITALY		5		5	
354 NETHRLNDS		20		80	
359 NORWAY				296	
400 U STATES		3421		108287	
CORSET CLASPS STEELS WIRES		3506		113530	
100 U KINGDOM				1310	9202
400 U STATES		1018		10001	
FEATHERS FLDWERS ART FOR HATS		1018		11311	
100 U KINGDOM				919	9204
216 PAKISTAN				449	
317 CZECHO S		771		9986	
327 FRANCE		5402		36178	
335 GERMANY W		9583		49561	
344 ITALY				1351	
347 JAPAN		8778		59445	
376 SWITZRLND		192		3869	
390 GERMANY E		2351		23473	
400 U STATES		15632		121858	
		42709		307089	

IMPORTS INTO CANADA FOR CONSUMPTION

Articles and Countries from which Imported	MONTH OF AUGUST 1955		EIGHT MONTHS ENDED AUGUST 1955		Class Number	
	Quantities	Values (\$)	Quantities	Values (\$)		
LIFEBOATS LIFESAVING APPARATUS					9205	
100 U KINGDOM				1946		
400 U STATES				656		
INTERNATIONAL BRIDGE MATERIAL				2602	9206	
MINERS RESCUE APPLIANCES					9207	
100 U KINGDOM		2228		11450		
327 FRANCE				627		
335 GERMANY W		612		681		
400 U STATES		110936		1021146		
		113776		1033904		
MATERIALS FOR TEXTILE PRINTING					9208	
100 U KINGDOM		6278		16499		
400 U STATES		17173		109084		
		23451		125583		
SALTS OF THORIUM OR CERIUM					9209	
400 U STATES		5910		21705		
		5910		21705		
SPURS AND STILTS					9210	
400 U STATES				6226		
				6226		
VACCINE AND PLASMA CONTAINERS					9212	
400 U STATES		19179		100121		
		19179		100121		
GOODS FREE BY ORDER IN COUNCIL					9213	
100 U KINGDOM		13386		123591		
234 AUSTRALIA				125		
318 DENMARK				50		
327 FRANCE		894		894		
335 GERMANY W		800		14431		
352 MEXICO				1583		
375 SWEDEN				170		
381 ALASKA				3164		
400 U STATES		62876		992107		
		77956		1136115		
ARTICLES FOR MFR TOBACCO PIPES						9214
100 U KINGDOM				270		
327 FRANCE				349		
400 U STATES				4915		
		562		5534		
SAFETY GLASS SHEET ADHESIVES					9215	
400 U STATES		71424		785308		
		71424		785308		
TOURIST PURCHASES DUTY FREE					9228	
100 U KINGDOM		239878		823611		
202 ADEN		175		428		
205 RHOO NYAS				503		
207 UN SO AFR		44		8285		
215 INDIA		333		1068		
217 CEYLON		109		109		
220 BERMUOA		5865		94522		
221 B GUIANA		95		566		
222 B HOND		648		1938		
223 BARBAOODS		236		7655		
224 JAMAICA		425		23863		
225 TRINIOAD		809		1591		
227 BAHAMAS		404		2219		
228 LEEW WIND				77		
230 GIBRALTAR		47		72		
231 HONG KONG		815		7107		
232 MALTA				147		
234 AUSTRALIA		496		5266		
236 NEW ZEAL		139		389		
301 AFGHAN		135		135		
304 ARGENTINA		188		351		
305 AUSTRIA		1450		3541		
306 BELGIUM		949		3596		
307 BEL CONGO		100		100		
309 BRAZIL				362		
312 CHILE				256		
313 CHINA		78		419		
314 COLOMBIA				80		
315 C RICA				52		
316 CUBA		115		3997		
317 CZECHO S		1121		1142		
318 DENMARK		1411		4559		
319 GREENLAND		1666		8941		
322 EGYPT		195		6558		
326 FINLAND		85		618		
327 FRANCE		26851		99731		
328 FR AFRICA				44		
329 FR E INO				1311		
330 FR GUIANA				25		
334 ST PIERRE		200		4364		
335 GERMANY W		20340		74694		
336 GREECE		81		798		
337 GUATEMALA				145		
338 HAITI				1745		
341 ICELAND		391		1466		
343 IRAQ				17		
344 ITALY		10287		31651		
347 JAPAN		2509		52018		
348 KOREA		110		13435		

IMPORTS INTO CANADA FOR CONSUMPTION

Articles and Countries from which Imported	MONTH OF AUGUST 1955		EIGHT MONTHS ENDED AUGUST 1955		Class Number
	Quantities	Values (\$)	Quantities	Values (\$)	
352 MEXICO		3764		53312	
353 MOROCCO				210	
354 NETHRLNDS		3984		19033	
357 NETH ANT		2628		4668	
359 NORWAY		485		2552	
360 ISRAEL		173		3634	
361 PANAMA				446	
363 PERU		52		550	
365 POLAND		265		300	
366 PORTUGAL				308	
367 AZORES		751		1067	
372 SPAIN		1553		7015	
375 SWEDEN		657		2685	
376 SWITZRLND		5995		16233	
380 USSR		105		404	
381 ALASKA				33	
382 VIRGIN IS				181	
383 HAWAII		1838		55619	
384 P RICO				622	
386 URUGUAY				40	
387 VENEZUELA				617	
388 YUGO SLAV				131	
389 IRELAND		161		1198	
400 U STATES		11601192		44325965	
		11942383		45792390	
CARTRIDGES SHOT GUN SHELLS					
100 U KINGDOM		11113		11113	9237
390 GERMANY E				254	
400 U STATES		8087		13150	
		19200		24517	
DEXTROSE SOLUTIONS THERAPEUTIC					
400 U STATES		19871		212746	9238
		19871		212746	
METALLIC CARTRIDGES AMMUNITION					
100 U KINGDOM		1308		5017	9239
335 GERMANY W		320		1245	
400 U STATES		28160		70971	
		29788		77233	
BLACKBOARDS OF SLATE OR PAPER					
335 GERMANY W		74		200	9240
344 ITALY		2529		12127	
366 PORTUGAL		331		1845	
400 U STATES		62492		259944	
		65426		274116	
PRESENTATIONS FOR LIFE SAVING					9241
BIOLOGICAL PRODUCTS N O P					
100 U KINGDOM		644		10040	9242
306 BELGIUM				1004	
309 BRAZIL				1982	
327 FRANCE				1350	
354 NETHRLNDS		1406		1406	
400 U STATES		145979		887532	
		148029		903314	
BASKETS OF ALL KINDS N O P					
100 U KINGDOM		237		2395	9243
215 INDIA		164		331	
224 JAMAICA				54	
231 HONG KONG		2397		20213	
306 BELGIUM		1131		15800	
313 CHINA				101	
317 CZECHO S		4152		7686	
318 DENMARK		177		652	
327 FRANCE				955	
335 GERMANY W		463		7790	
340 HUNGARY				145	
344 ITALY		251		6284	
347 JAPAN		490		27146	
352 MEXICO		377		2224	
354 NETHRLNDS				641	
365 POLAND		2604		32937	
366 PORTUGAL		5640		13065	
367 AZORES		734		3302	
388 YUGO SLAV				5174	
400 U STATES		12121		92593	
		30938		239488	
COMMUNION SETS CHURCH ARTICLES					
100 U KINGDOM		3612		15456	9244
215 INDIA		127		127	
231 HONG KONG		1403		6513	
305 AUSTRIA		3149		3863	
306 BELGIUM		378		1921	
317 CZECHO S		5348		49508	
327 FRANCE		28661		218002	
335 GERMANY W		3330		31679	
344 ITALY		37311		269706	
347 JAPAN		11411		82810	
352 MEXICO				187	
354 NETHRLNDS		50		1626	
360 ISRAEL		373		1644	
366 PORTUGAL		689		1195	
372 SPAIN		50		1028	
378 JORDAN		457		537	
388 YUGO SLAV				78	
389 IRELAND		1078		4580	
390 GERMANY E				441	

IMPORTS INTO CANADA FOR CONSUMPTION

Articles and Countries from which Imported	MONTH OF AUGUST 1955		EIGHT MONTHS ENDED AUGUST 1955		Class Number
	Quantities	Values (\$)	Quantities	Values (\$)	
400 U STATES		33182		348456	
CARTRIDGE CASES GUN WADS CAPS		130609		1039357	9246
100 U KINGDOM		7215		10777	
359 NORWAY				4205	
400 U STATES		10348		24148	
CARTRIDGES AMMUNITION N O P		17563		39130	9247
100 U KINGDOM		186239		1439533	
327 FRANCE				358	
335 GERMANY W		83		2078	
359 NORWAY				4429	
376 SWITZRLND				14453	
400 U STATES		180345		2683549	
DAMAGED GOODS N O P		366667		4144400	9248
ELECTRICAL ENERGY	KWH				9249
400 U STATES	638250	10202	32820365	204201	
EXPRESS PARCELS	638250	10202	32820365	204201	9250
100 U KINGDOM		41451		226336	
203 B E AFR		67		67	
205 RHOD NYAS				35	
207 UN SO AFR				196	
215 INDIA		983		2088	
216 PAKISTAN				48	
217 CEYLON		46		93	
218 MALAYA		25		37	
220 BERMUDA				46	
221 B GUIANA				131	
223 BARBADOS				16	
224 JAMAICA				191	
225 TRINIDAD		18		82	
227 SAHAMAS		144		144	
231 HONG KONG		4592		27958	
232 MALTA				26	
234 AUSTRALIA		386		734	
236 NEW ZEAL				22	
304 ARGENTINA				66	
305 AUSTRIA		378		1424	
306 BELGIUM		376		3138	
311 BURMA		27		27	
312 CHILE				39	
313 CHINA				128	
316 CUBA				183	
317 CZECHD S		248		1402	
318 DENMARK		452		2214	
319 GREENLAND				43	
321 ECUADDR				41	
322 EGYPT				2	
326 FINLAND		5		29	
327 FRANCE		3800		21315	
328 FR AFRICA				4	
334 ST PIERRE		10		10	
335 GERMANY W		6454		39015	
336 GREECE				248	
337 GUATEMALA				5	
340 HUNGARY				87	
343 IRAQ		60		60	
344 ITALY		1606		8743	
347 JAPAN		3440		17556	
348 KOREA				25	
352 MEXICO		217		1362	
353 MOROCCO		148		190	
354 NETHRLNDS		1237		9623	
359 NORWAY		141		950	
360 ISRAEL				166	
365 POLAND				96	
366 PORTUGAL		192		746	
367 AZORES				27	
371 THAILAND		41		41	
372 SPAIN		163		709	
375 SWEDEN		571		4403	
376 SWITZRLND		981		6811	
380 USSR				23	
381 ALASKA		937		3664	
383 HAWAII				133	
384 P RICO		8		125	
388 YUGO SLAV				97	
389 IRELAND		42		137	
390 GERMANY E		418		730	
393 TAIWAN				63	
400 U STATES		2031925		15814411	
ICE		2101589		16198623	9251
334 ST PIERRE				195	
400 U STATES		8538		14330	
INCUBATORS BRODDERS AND PARTS	N O	8538		14525	9252
400 U STATES	287	8604	17707	424895	
IRON SAND PRESSURE BLASTING	287	8604	17707	424895	9253
100 U KINGDOM		6040		29476	
400 U STATES		63847		422954	
		69887		452430	

IMPORTS INTO CANADA FOR CONSUMPTION

Articles and Countries from which Imported	MONTH OF AUGUST 1955		EIGHT MONTHS ENDED AUGUST 1955		Class Number
	Quantities	Values (\$)	Quantities	Values (\$)	
BALL POINT PENS AND PARTS					9254
100 U KINGDOM		576		1539	
306 BELGIUM				453	
327 FRANCE				3874	
335 GERMANY W		1586		8841	
344 ITALY		2211		2211	
347 JAPAN		1718		11984	
375 SWEDEN				2156	
376 SWITZRLND				144	
384 P RICO		87647		238665	
400 U STATES		120526		1120821	
		214264		1390688	
ALABASTER SPAR AMBER ORNAMENTS					9255
100 U KINGDOM		20386		94220	
215 INDIA		167		380	
231 HONG KONG		85		2495	
317 CZECHO S		358		697	
318 DENMARK		460		460	
327 FRANCE		2755		11038	
335 GERMANY W		14237		40324	
344 ITALY		877		11521	
347 JAPAN		22741		113483	
354 NETHRLNDS				116	
366 PORTUGAL		422		422	
376 SWITZRLND				332	
390 GERMANY E		18979		40399	
400 U STATES		22596		128285	
		104063		444172	
MACHINE CARD CLOTHING					9256
100 U KINGDOM		25060		88641	
400 U STATES		12348		76640	
		37408		165281	
PENCILS LEAD NON PROPELLING	GROSS				9257
100 U KINGDOM	200	342	1050	2807	
317 CZECHO S	1020	1316	1497	1999	
335 GERMANY W			5621	15490	
347 JAPAN	1100	1038	5850	4060	
400 U STATES	2198	5107	14347	41562	
	4518	7803	28365	65918	
PENCILS LEAD N O P					9258
100 U KINGDOM		694		2100	
327 FRANCE				300	
335 GERMANY W		1806		18853	
344 ITALY		144		144	
347 JAPAN				603	
376 SWITZRLND		72		2304	
400 U STATES		20035		114296	
		22751		138600	
PENS FOUNTAIN EXCPT BALL POINT					9259
100 U KINGDOM		1238		2694	
327 FRANCE		86		706	
335 GERMANY W		4137		10668	
344 ITALY				7370	
347 JAPAN				1651	
376 SWITZRLND		1633		1633	
400 U STATES		23884		86413	
		30978		111135	
PENS N O P PENHOLDERS RULERS					9260
100 U KINGDOM		3765		21718	
335 GERMANY W		508		4245	
376 SWITZRLND		217		217	
400 U STATES		12078		94387	
		16568		120567	
POST OFFICE PARCELS					9261
100 U KINGDOM		30093		206541	
203 B E AFR		165		234	
207 UN SO AFR				236	
215 INDIA		399		1598	
216 PAKISTAN				244	
217 CEYLON				83	
218 MALAYA				58	
220 BERMUDA				168	
223 BARBAOOS		54		204	
224 JAMAICA		46		426	
225 TRINIDAD				188	
227 BAHAMAS				78	
231 HONG KONG		1541		15633	
232 MALTA				84	
234 AUSTRALIA		46		954	
236 NEW ZEAL				271	
304 ARGENTINA				89	
305 AUSTRIA		334		1347	
306 BELGIUM		505		1963	
309 BRAZIL		57		57	
312 CHILE		30		64	
313 CHINA		9		58	
316 CUBA		37		187	
317 CZECHO S		77		855	
318 DENMARK		482		2811	
321 ECUADOR				130	
326 FINLAND				29	
327 FRANCE		4727		18497	
334 ST PIERRE				112	
335 GERMANY W		5240		22486	
336 GREECE		20		447	
337 GUATEMALA				79	

IMPORTS INTO CANADA FOR CONSUMPTION

179

Articles and Countries from which Imported	MONTH OF AUGUST 1955		EIGHT MONTHS ENDED AUGUST 1955		Class Number
	Quantities	Values (\$)	Quantities	Values (\$)	
338 HAITI				57	
340 HUNGARY				43	
344 ITALY		12 46		5 406	
347 JAPAN		2599		9859	
352 MEXICO		154		747	
353 MOROCCO		136		136	
354 NETHRLNDS		840		7299	
355 INDONESIA		49		49	
359 NORWAY		53		593	
360 ISRAEL		69		76	
361 PANAMA		24		24	
363 PERU				34	
365 POLAND				56	
366 PORTUGAL		45		626	
367 AZORES		33		209	
371 THAILAND				15	
372 SPAIN		594		1168	
375 SWEDEN		353		2451	
376 SWITZRLND		1202		4718	
378 JORDAN				44	
380 USSR				78	
381 ALASKA		1125		2042	
383 HAWAII				617	
384 P RICO				12	
388 YUGO SLAV				20	
389 IRELAND				76	
390 GERMANY E		126		450	
391 LEBANON		60		60	
400 U STATES		1375373		10957871	
		1427943		11271047	
PRECIOUS STONES NOT MOUNTED					
100 U KINGDOM		8907		83934	9262
215 INDIA		1772		8666	
217 CEYLON		936		3317	
231 HONG KONG		287		3196	
234 AUSTRALIA				1368	
305 AUSTRIA		33784		160374	
306 BELGIUM				3488	
309 BRAZIL				433	
313 CHINA		200		200	
317 CZECHO S		981		66661	
327 FRANCE		298		38346	
335 GERMANY W		6562		76574	
344 ITALY		319		1036	
347 JAPAN		21912		166290	
352 MEXICO		5277		16821	
371 THAILAND		635		5599	
372 SPAIN				2596	
376 SWITZRLND		1636		22998	
400 U STATES		34316		279191	
		117822		941088	
PULLEYS BELT POWER TRANS NOP					
100 U KINGDOM		7473		32331	9263
335 GERMANY W		124		1590	
354 NETHRLNDS				1236	
400 U STATES		65649		444258	
		73246		479415	
SETTLERS EFFECTS					
100 U KINGDOM		340647		2159183	9264
203 B E AFR				8045	
205 RHOD NYAS		4887		12527	
207 UN SO AFR		10335		46725	
210 G COAST				2184	
215 INOIA		7875		21709	
216 PAKISTAM		1976		3086	
217 CEYLON		2000		2000	
218 MALAYA				15562	
220 BERMUDA		600		9861	
221 B GUIANA		150		21916	
223 BARBADOS		650		3270	
224 JAMAICA		5964		20722	
225 TRINIDA O		2260		14743	
227 BAHAMAS		2500		3585	
228 LEEW WIND		600		3160	
231 HONG KONG		6050		25947	
232 MALTA		1575		8519	
234 AUSTRALIA		16072		89548	
235 FIJI		300		300	
236 NEW ZEAL		5560		22095	
304 ARGENTINA		1650		23150	
305 AUSTRIA		15902		96091	
306 BELGIUM		6095		121183	
308 BOLIVIA				3200	
309 BRAZIL		3500		26737	
311 BURMA				2000	
312 CHILE				2475	
313 CHINA		325		10725	
314 CDLOMBIA		275		5275	
316 CUBA		3000		6500	
317 CZECHO S				560	
318 DENMARK		6200		78472	
320 DOM REP		2510		6310	
322 EGYPT				4775	
324 ESTONIA		385		1967	
325 ETHIOPIA		390		1490	
326 FINLAND		10790		18165	

IMPORTS INTO CANADA FOR CONSUMPTION

Articles and Countries from which Imported	MONTH OF AUGUST 1955		EIGHT MONTHS ENDED AUGUST 1955		Class Number	
	Quantities	Values (\$)	Quantities	Values (\$)		
327 FRANCE		28642		189891		
332 FR W IND				1000		
334 ST PIERRE				225		
335 GERMANY W		352311		1761917		
336 GREECE		485		5735		
337 GUATEMALA		636		636		
340 HUNGARY		850		4253		
341 ICELAND				150		
342 IRAN				1500		
343 IRAQ				400		
344 ITALY		5775		71743		
345 LIBYA				2913		
347 JAPAN		1995		16709		
349 LATVIA				4590		
352 MEXICO		400		10553		
353 MOROCCO		2600		6075		
354 NETHRLNDS		186358		1338167		
355 INDONESIA		200		2200		
356 SURINAM				3530		
357 NETH ANT				13000		
359 NORWAY		13845		45997		
360 ISRAEL		850		11805		
361 PANAMA		5308		5308		
363 PERU		600		7335		
365 POLANO				6555		
367 AZORES		500		600		
370 ROUMANIA		400		400		
372 SPAIN				235		
375 SWEDEN		16850		85100		
376 SWITZRLND		24571		161291		
378 JORDAN				250		
379 TURKEY		500		500		
380 USSR				1155		
381 ALASKA		500		3770		
383 HAWAII		2000		10800		
384 P RICO				1855		
386 URUGUAY				400		
387 VENEZUELA		5100		39978		
388 YUGO SLAV		1070		3370		
389 IRELAND		400		6290		
391 LEBANON				2145		
400 U STATES		1521266		9526177		
SHOW CASES AND METAL PARTS		2635035		16260265	9265	
100 U KINGDOM		60		1649		
335 GERMANY W		1739		8769		
376 SWITZRLND		109		109		
400 U STATES		28589		235616		
SIGNS LETTERS OTHER THAN PAPER		30497		246143	9266	
100 U KINGDOM		2812		29178		
231 HONG KONG				105		
306 BELGIUM				979		
327 FRANCE		111		1304		
335 GERMANY W				718		
354 NETHRLNDS				3303		
375 SWEDEN				551		
376 SWITZRLNO		355		1442		
400 U STATES		36745		394571		
MEASURING RULES AND TAPES		40023		432151	9267	
100 U KINGDOM		6916		54142		
306 BELGIUM				185		
317 CZECHO S				715		
318 DENMARK		312		375		
327 FRANCE				602		
335 GERMANY W		3110		25246		
347 JAPAN		342		579		
354 NETHRLNDS		362		5859		
376 SWITZRLND				317		
400 U STATES		46605		356435		
WASTE AND JUNK N O P		57647		444455	9269	
100 U KINGDOM	CWT			1711	6438	
400 U STATES	8819	3040	103073	44724		
WAX VEGETABLE AND MINERAL NOP		8819	104784	51162	9270	
100 U KINGDOM	LB			3232	1603	
223 BARBAOOS				2940	1499	
234 AUSTRALIA				390	118	
309 BRAZIL	163001	95760	1261230	911143		
316 CUBA				3960	1037	
335 GERMANY W	220	90	5142	2393		
352 MEXICO	2376	1448	28890	17652		
365 POLANO	40000	6783	40000	6783		
390 GERMANY E	44000	5662	55023	7808		
400 U STATES	20490	10857	492496	251304		
WAX AND MANUFACTURES N O P		270087	120600	1893303	1201340	9271
100 U KINGDOM				212	7677	
335 GERMANY W				1299	19808	
344 ITALY					375	
359 NORWAY					321	
400 U STATES		27070		225968		
		28581		254149		

IMPORTS INTO CANADA FOR CONSUMPTION

181

Articles and Countries from which Imported	MONTH OF AUGUST 1955		EIGHT MONTHS ENDED AUGUST 1955		Class Number
	Quantities	Values (\$)	Quantities	Values (\$)	
WHIPS AND PARTS	100 U KINGDOM	528		2090	9272
	234 AUSTRALIA			539	
	400 U STATES	314		2527	
		842		5156	
WINDOW CORNICES CORNICE POLES	354 NETHRLNDS			295	9273
	400 U STATES	59		1103	
		59		1398	
UNENUMERATED ARTICLES					9274

Value, Price and Volume Indexes of Imports for Consumption

The following table gives index numbers of the declared (statistical) value of imports for consumption by months, and of the unit value (price) and volume of these imports. The value index expresses the value of imports in a given month as a percentage of the monthly average in the base year. The price index is of the fixed-weight aggregative (Laspeyre) type, and combines unit values calculated from the monthly import statistics with specified wholesale or other price quotations. These latter quotations are used where inadequate quantity reporting or insufficiently homogeneous items in the trade statistics prevent the obtaining of sufficiently representative unit value series. The volume index is derived by dividing the value index by the corresponding price index, and is, therefore, of the currently-weighted (Paasche) type. These indexes are computed with 1948 as an interim reference base pending conversion to the Bureau's official post-war reference base (1949).

In computing the price index certain adjustments were made to the regular grouping of commodities used in the trade statistics, and all three indexes are presented on the basis of these adjusted groups. The chief adjustments are as follows: the two groups "agricultural and vegetable products" and "animals and animal products" have been combined into one group now titled "agricultural and animal products"; the sub-group "rubber and its products" (1680-1730) and the item "advertising matter" (4291) have been transferred to the "miscellaneous products" group; the item "arms, etc., British or N.A.T.O. countries" (9196) has been deducted from the "miscellaneous products" total and the grand total; three "ships" items (9155-57) have been transferred to the "iron and steel and their products" group; and a few other adjustments designed to improve group classification by component material have been made.

These indexes are currently computed from the original data for months, quarters and calendar years. Approximate indexes for other periods may be obtained by averaging the monthly values. Although such indexes will be less accurate than would result from a separate computation based on the original data, the margin of error is insufficient to necessitate a lengthy separate computation.

A complete record of these series by months for the post-war period is published in issues of Volume I of the annual report "Trade of Canada". Some additional commodity information appears in issues of the "Review of Foreign Trade". Details of the computation of the price indexes are given in D.B.S. Reference Paper, No. 8, 1950, titled "Export and Import Price Indexes by Months, July, 1945 - June, 1950 (1948 = 100)".

MONTHLY INDEX NUMBERS OF DECLARED VALUES, PRICES AND PHYSICAL VOLUME OF IMPORTS FOR CONSUMPTION, BY GROUPS

Interim base, 1948 = 100

Month	Total			Agricultural and Animal Products			Fibres and Textiles			Wood Products and Paper			
	1953	1954	1955	1953	1954	1955	1953	1954	1955	1953	1954	1955	
INDEX OF DECLARED VALUES													
1	January	147.5	127.2	139.0	104.4	107.1	127.5	130.5	84.2	104.0	185.3	196.4	212.2
2	February	140.5	132.8	139.3	103.4	110.2	97.7	124.0	89.5	100.2	192.1	214.4	238.7
3	March	163.4	160.3	168.6	122.1	130.5	134.4	127.8	108.4	121.5	220.5	248.7	263.4
4	April	177.9	157.8	172.9	132.1	146.9	147.5	129.0	95.5	116.0	234.1	213.8	241.2
5	May	190.5	163.4	195.7	147.3	155.4	161.7	122.1	93.0	112.5	237.6	214.2	275.6
6	June	184.2	188.7	180.6	133.4	170.7	155.0	104.8	105.0	97.8	204.2	251.3	268.7
7	July	182.6	154.3	169.7	135.3	136.4	127.2	107.9	86.0	93.6	214.7	206.4	241.1
8	August	156.2	151.3	195.8	115.1	138.5	146.2	99.1	99.6	117.2	204.1	230.0	294.8
9	September	165.8	145.4		130.0	137.5		93.9	85.6		234.9	228.9	
10	October	161.6	150.8		141.0	153.4		94.8	87.9		253.2	228.8	
11	November	159.5	168.6		146.3	182.3		102.9	103.9		225.9	245.1	
12	December	153.1	152.3		156.1	158.0		88.2	102.0		220.3	225.1	
AI	Annual Index	165.2	154.4		130.5	143.9		110.4	95.1		218.9	225.3	
INDEX OF PRICES													
1	January	108.4	109.4	109.1	98.1	97.1	102.3	102.2	101.1	98.7	115.1	118.0	116.3
2	February	108.1	109.0	109.6	97.9	97.8	101.8	99.7	102.6	97.9	116.8	117.2	117.2
3	March	109.0	108.9	110.3	97.5	100.8	101.4	100.9	99.8	97.9	117.1	117.2	118.4
4	April	109.0	110.1	110.7	98.7	105.4	100.3	99.4	99.2	96.5	116.5	118.1	119.0
5	May	109.3	110.4	109.7	97.3	107.3	97.7	99.5	99.7	96.5	117.3	118.2	119.6
6	June	109.9	110.6	109.8	98.8	110.2	99.4	100.5	100.2	97.4	116.8	117.8	118.9
7	July	109.9	110.7	109.4	98.5	112.9	98.8	101.2	99.8	95.6	117.7	117.5	119.1
8	August	110.2	110.3	109.3	98.1	113.0	98.2	101.0	99.7	95.4	117.6	117.4	119.2
9	September	111.0	109.8		97.6	110.0		103.2	99.0		117.8	117.2	
10	October	110.7	109.4		97.3	107.8		101.9	98.2		117.5	117.2	
11	November	110.1	109.1		97.3	103.2		102.2	98.3		117.9	117.2	
12	December	110.0	109.2		97.6	102.9		103.1	99.9		117.3	116.9	
AI	Annual Index	109.4	109.5		97.4	104.4		100.4	99.8		117.1	117.5	
INDEX OF PHYSICAL VOLUME													
1	January	136.1	116.3	127.4	106.4	110.3	124.6	127.7	83.3	105.4	161.0	166.4	182.5
2	February	130.0	121.8	127.1	105.6	112.7	96.0	124.4	87.2	102.3	164.5	182.9	203.7
3	March	149.9	147.2	152.9	125.2	129.5	132.5	126.7	108.6	124.1	188.3	212.2	222.5
4	April	163.2	143.3	156.2	133.8	139.4	147.1	129.8	96.3	120.2	200.9	181.0	202.7
5	May	174.3	148.0	178.4	151.4	144.8	165.5	122.7	93.3	116.6	202.6	181.2	230.4
6	June	167.6	170.6	164.5	135.0	154.9	155.9	104.3	104.8	100.4	174.8	213.3	226.0
7	July	167.6	139.4	155.1	137.4	120.8	128.7	106.6	86.2	97.9	182.4	175.7	202.4
8	August	141.7	137.2	179.1	117.3	122.6	148.9	98.1	99.9	122.9	173.6	195.9	247.3
9	September	149.4	132.4		133.2	125.0		91.0	86.5		199.4	195.3	
10	October	146.0	137.8		144.9	142.3		93.0	89.5		215.5	195.2	
11	November	144.9	154.5		150.4	176.6		100.7	105.7		191.6	209.1	
12	December	139.2	139.5		159.9	153.5		85.5	102.1		187.8	192.6	
AI	Annual Index	151.0	141.0		134.0	137.8		110.0	95.3		186.9	191.7	

MONTHLY INDEX NUMBERS OF DECLARED VALUES, PRICES AND PHYSICAL VOLUME OF IMPORTS FOR CONSUMPTION, BY GROUPS

Interim base, 1948 = 100

Iron and Steel and their Products			Non-Ferrous Metals and their Products			Non-Metallic Minerals and their Products			Chemicals and Fertilizers			Miscellaneous Products			
1953	1954	1955	1953	1954	1955	1953	1954	1955	1953	1954	1955	1953	1954	1955	
INDEX OF DECLARED VALUES															
175.3	144.8	152.7	205.3	202.6	228.5	90.4	86.3	79.4	171.5	149.3	173.2	294.9	227.5	268.5	1
170.2	158.5	155.9	176.5	192.5	203.1	86.4	78.0	78.0	159.4	157.6	166.4	268.0	263.9	300.1	2
209.3	198.1	205.0	223.2	221.5	242.7	89.6	83.9	87.6	182.8	194.0	208.6	313.4	344.0	357.0	3
229.0	198.0	210.6	240.6	213.9	225.5	90.8	81.3	91.2	200.3	181.7	203.6	394.3	330.8	398.8	4
239.9	199.4	236.9	263.2	212.0	253.1	111.5	90.8	115.9	206.8	191.1	238.8	421.2	361.0	461.5	5
243.1	222.8	219.7	240.8	247.2	239.9	118.8	122.3	113.7	196.2	221.4	226.4	388.5	410.9	372.8	6
223.4	172.2	202.9	257.8	223.5	211.6	127.4	107.2	105.6	192.3	179.0	212.1	371.3	347.1	441.9	7
174.0	147.5	225.2	226.1	225.6	283.9	118.2	102.0	139.3	171.6	182.3	232.0	357.6	391.7	424.2	8
175.1	135.6		272.2	257.5		123.3	104.3		203.5	186.0		384.6	339.6		9
160.5	133.2		276.9	285.5		121.7	106.5		190.9	201.5		357.0	347.7		10
158.5	151.2		268.0	281.6		119.5	117.9		187.3	210.5		331.3	397.1		11
166.7	149.9		235.2	264.6		104.4	102.5		171.0	171.5		292.9	305.1		12
194.2	167.6		240.5	235.7		108.5	98.6		186.2	185.5		347.9	338.9		AI
INDEX OF PRICES															
117.0	120.6	120.4	119.9	118.2	121.0	102.8	106.3	100.7	107.4	108.9	108.1	113.1	102.7	111.6	1
117.9	119.7	121.9	120.8	117.5	122.6	101.1	105.1	100.5	107.3	108.2	108.0	114.7	101.8	114.8	2
118.7	120.2	123.2	120.6	118.1	123.6	102.9	102.8	100.9	108.1	110.1	108.8	116.6	102.5	117.9	3
119.1	121.3	123.6	119.9	119.8	124.7	103.3	103.3	102.8	108.7	109.5	109.3	114.0	102.4	119.1	4
120.3	121.3	123.7	121.7	120.5	124.1	103.3	102.8	100.6	108.9	109.0	110.1	113.7	103.4	116.8	5
120.6	120.9	123.7	121.3	120.9	125.3	104.6	102.2	99.7	110.9	108.5	109.8	111.8	104.3	115.3	6
121.0	120.2	123.9	118.8	120.4	124.3	104.3	101.7	99.1r	109.7	108.1	109.8	111.5	104.9	115.5	7
121.2	119.7	124.1	119.3	120.1	124.2	106.2	100.9	98.6	109.9	106.6	109.0	110.3	105.5	118.0	8
121.9	119.9		118.6	119.8		108.0	100.3		110.8	107.1		109.1	107.5		9
121.8	120.0		118.4	120.4		108.0	100.3		110.1	107.7		109.2	107.1		10
121.2	120.2		117.6	120.4		106.9	101.6		110.2	108.5		106.5	107.5		11
120.6	120.2		117.9	120.5		107.4	100.6		109.7	108.4		103.8	110.5		12
120.1	120.4		119.7	120.4		104.8	102.1		109.4	108.1		111.0	105.3		AI
INDEX OF PHYSICAL VOLUME															
149.8	120.1	126.8	171.2	171.4	188.8	87.9	81.2	78.8	159.7	137.1	160.2	260.7	221.5	240.6	1
144.4	132.4	127.9	146.1	163.8	165.7	85.5	74.2	77.6	148.6	145.7	154.1	233.7	259.2	261.4	2
176.3	164.8	166.4	185.1	187.6	196.4	87.1	81.6	86.8	169.1	176.2	191.7	268.8	335.6	302.8	3
192.3	163.2	170.4	200.7	178.5	180.8	87.9	78.7	88.7	184.3	165.9	186.3	345.9	323.0	334.8	4
199.4	164.4	191.5	216.3	175.9	203.9	107.9	88.3	115.2	189.9	175.3	216.9	370.4	349.1	395.1	5
201.6	184.3	177.6	198.5	204.5	191.5	113.6	119.7	114.0	176.9	204.1	206.2	347.5	394.0	323.3	6
188.8	143.3	163.8	217.0	185.6	170.2	122.1	105.4	106.6	175.3	165.6	193.2	333.0	330.9	382.6	7
143.6	123.2	181.5	189.5	187.8	228.6	111.3	101.1	141.3	156.1	171.0	212.8	324.2	371.3	359.5	8
143.6	113.1		229.5	214.9		114.2	104.0		183.7	173.7		352.5	315.9		9
131.8	111.0		233.9	237.1		112.7	106.2		173.4	187.1		326.9	324.6		10
130.8	125.8		227.9	233.9		111.8	116.0		170.0	194.0		311.1	369.3		11
138.2	124.7		199.5	219.6		97.2	101.9		155.9	158.2		282.2	276.1		12
161.7	139.2		200.9	195.8		103.5	96.6		170.2	171.6		313.4	321.8		AI

IMPORTS INTO CANADA FOR CONSUMPTION

Changes affecting Previous Reports
 Cumulative totals adjusted in September Report

1955
 Import
 List No.10

MONTH OF JULY, 1955


Class Number

252 - Deduct from Cuba	641,202 gal.	\$ 240,233
255 - Add to Cuba	641,202 gal.	\$ 240,233

MONTH OF AUGUST, 1955

Class Number

163 - Deduct from United States	12,066,000 lb.	\$ 496,686
162 - Add to United States	201,100 bush.	\$ 496,686
1577 - Deduct from India	151 cwt.	\$ 6,309
1579 - Add to India	151 cwt.	\$ 6,309
5292 - Deduct from Switzerland	100 no.	\$ 6,693
5292 - Add to Sweden	100 no.	\$ 6,693



DOMINION BUREAU OF STATISTICS
International Trade Division
External Trade Section

TRADE OF CANADA

IMPORTS

SEPTEMBER, 1955

AND

NINE MONTHS ENDED SEPTEMBER, 1955

Published by Authority of

The Right Honourable C. D. Howe, Minister of Trade and Commerce

TABLE OF CONTENTS

	Page
EXPLANATORY NOTES	2
KEY TO ABBREVIATIONS OF COUNTRIES	3
SUMMARY TABLES:	
Imports into Canada for Consumption, by Countries ...	4
Imports into Canada for Consumption, by Main Groups	6
DETAILED TABLES:	
Imports for Consumption, by Articles and Countries:	
Agricultural and Vegetable Products (except Chemicals Fibres and Wood):	Class Number
A - Mainly Food	1 to 390
B - Other than Food	1501 to 1846
Animals and Animal Products (except Chemicals and Fibres)	2012 to 2348
Fibres, Textiles and Textile Products	3001 to 3576
Wood, Wood Products and Paper	4002 to 4311
Iron and Its products	5001 to 5733
Non-Ferrous Metals and Their Products (except Gold)	6001 to 6257
Non-Metallic Minerals and Their Products (except Chemicals)	7001 to 7304
Chemicals and Allied Products	8001 to 8950
Miscellaneous Commodities	9000 to 9279

VALUE AND VOLUME at end of report

EXPLANATORY NOTES

1. In all the tables of imports in this Report, the quantities and values are based upon the declarations of importers (import entries), as subsequently checked by Customs officials.
2. Weight, where shown is the net weight of the goods, that is, it excludes the weight of the covers or receptacles, except in cases of certain goods, as provided in the Customs Tariff.
3. The expression "ton" means 2,000 pounds, and "cwt." 100 pounds, avoirdupois. Where other units of quantity are used, Imperial standards apply.
4. In this Report are trade items such as "Engines, gas, n.o.p., and parts", which show both quantities and values. In the item "Engines, gas, n.o.p., and parts", the quantity represents the number of complete gas engines only, while the value represents not only the value of the specified number of complete gas engines but also the value of all kinds of "Parts" of gas engines; therefore, in this item, and in similar items, the average value per unit cannot be ascertained.
5. "Imports" means "Imports entered for Consumption". "Entered for Consumption" does not imply that the goods have been actually consumed in Canada, but that they have passed into the custody of the importer and that duty has been paid on the dutiable portion.
6. For statistical purposes, the value of merchandise imported, as shown in this Report, is the value as determined for Customs duty purposes. In most cases, this would be the invoice value of the goods converted to Canadian dollars at authorized exchange ratios. The value does not include charges such as freight, insurance, handling, duties or taxes.
7. Imports into Canada are classified as received from the countries whence they were consigned to Canada. The countries of consignment are the countries from which the goods have come, without interruption of transit, except in the course of transshipment or transfer from one conveyance to another. The countries whence goods are consigned are not necessarily the countries of actual origin, since goods produced in one country may be purchased by a firm in another country and thence despatched, after a longer or shorter interval, to Canada. In such cases the second country would be the country of consignment to which the goods would be credited. An example is the case of tea grown in the Orient but purchased in the bonded market in London, England; Canadian statistics record such imports as coming from the United Kingdom.
8. The initials "N.O.P." mean "not otherwise provided for".
9. Some of the descriptions of articles used in this Report are abbreviated and incomplete due to lack of space and mechanical limitations. Full descriptions are shown in the annual printed report of the Trade of Canada.
10. Throughout this Report, figures are subject to revision.
11. The Foreign Trade of Newfoundland is included as from April 1, 1949.

KEY TO ABBREVIATIONS OF COUNTRIES

Note:— The classification of Countries with a statement of the territorial limits used for statistical purposes will be found in Volume I of the Annual Report of the Trade of Canada.

Aden	Aden	Iran	Iran
Afghan	Afghanistan	Iraq	Iraq
Alaska	Alaska	Ireland	Ireland
Albania	Albania	Israel	Israel
Virgin Is	American Virgin Islands	Ital Afr	Italian Africa
A E Sudan	Anglo-Egyptian Sudan	Italy	Italy
Arabia	Arabia	Jamaica	Jamaica
Argentina	Argentina	Japan	Japan
Australia	Australia	Jordan	Jordan
Austria	Austria	Korea	Korea
Azores	Azores and Madeira	Latvia	Latvia
Bahamas	Bahamas	Lebanon	Lebanon
Barbados	Barbados	Leew Wind	Leeward and Windward Islands
Bel Congo	Belgian Congo	Liberia	Liberia
Belgium	Belgium and Luxembourg	Libya	Libya
Bermuda	Bermuda	Lithuania	Lithuania
Bolivia	Bolivia	Madagascar	Madagascar
Brazil	Brazil	Malaya	Malaya and Singapore
B E Afr	British East Africa	Malta	Malta
B Guiana	British Guiana	Mexico	Mexico
B Hond	British Honduras	Morocco	Morocco
Bulgaria	Bulgaria	Nethrlnds	Netherlands
Burma	Burma	Neth Ant	Netherlands Antilles
Canary Is	Canary Islands	New Zeal	New Zealand
Ceylon	Ceylon	Nicaragua	Nicaragua
Chile	Chile	Nigeria	Nigeria
China	China, except Taiwan	Norway	Norway
Colombia	Colombia	B E I Other	Other British East Indies
C Rica	Costa Rica	B Oceania	Other British Oceania
Cuba	Cuba	B S A Other	Other British South Africa
Czecho S	Czechoslovakia	B W A Other	Other British West Africa
Denmark	Denmark	Pakistan	Pakistan
Dom Rep	Dominican Republic	Panama	Panama
Ecuador	Ecuador	Paraguay	Paraguay
Egypt	Egypt	Peru	Peru
El Salvd	El Salvador	Phil	Philippines
Estonia	Estonia	Poland	Poland
Ethiopia	Ethiopia	Portugal	Portugal
Falkland	Falkland Islands	Port E AF	Portuguese East Africa
Finland	Finland	Port W AF	Portuguese West Africa
Fiji	Fiji	Port Asia	Portuguese Asia
France	France	P Rico	Puerto Rico
Fr Africa	French Africa	Rhod Nyas	Rhodesia and Nyasaland
Fr E Ind	French East Indies	Roumania	Roumania
Fr Guiana	French Guiana	U S S R	U.S.S.R. (Russia)
Fr Oceana	French Oceania	S Leone	Sierra Leone
Fr W Ind	French West Indies	Spain	Spain
Gambia	Gambia	Span Afr	Spanish Africa
Germany E	Germany, Eastern	St. Pierre	St. Pierre and Miquelon
Germany W	Germany, Federal Republic of	Surinam	Surinam
Gibraltar	Gibraltar	Sweden	Sweden
G Coast	Gold Coast	Switzrlnd	Switzerland
Greece	Greece	Syria	Syria
Greenland	Greenland	Taiwan	Taiwan (Formosa)
Guatemala	Guatemala	Thailand	Thailand (Siam)
Haiti	Haiti (Republic of)	Trinidad	Trinidad and Tobago
Hawaii	Hawaii	Turkey	Turkey
Honduras	Honduras	Un So Afr	Union of South Africa
Hong Kong	Hong Kong	U Kingdom	United Kingdom
Hungary	Hungary	U States	United States
Iceland	Iceland	U S Ocea	United States Oceania
India	India	Uruguay	Uruguay
Indonesia	Indonesia	Venezuela	Venezuela
		Yugo Slav	Yugoslavia

Countries	Month of September		Nine Months ended September	
	1954	1955	1954	1955
	\$	\$	\$	\$
Commonwealth Countries				
United Kingdom	30,379,211	31,652,105	300,642,749	293,519,979
Aden	-	2,400	76,048	25,550
British East Africa	4,148,037	2,005,993	11,926,320	7,891,461
Rhodesia and Nyasaland	995	-	1,041,396	190,633
Union of South Africa	772,339	496,443	4,893,654	4,530,851
Other British South Africa	52	-	2,680	104
Gambia	-	-	-	-
Gold Coast	-	579,389	1,961,840	2,952,396
Nigeria	3,489	15,377	855,370	839,809
Sierra Leone	-	-	7,398	7,517
Other British West Africa	-	-	500	-
Anglo-Egyptian Sudan	3,847	4,353	19,863	60,160
India	934,527	3,232,785	20,399,039	26,298,170
Pakistan	26,545	24,676	410,303	711,980
Ceylon	788,219	1,262,515	9,480,054	11,329,917
Malaya and Singapore	1,764,670	2,719,643	13,933,541	20,197,558
Other British East Indies	1,949	-	136,288	53,402
Bermuda	16,913	40,162	346,735	209,400
British Guiana	2,211,778	2,998,160	12,895,881	11,321,406
British Honduras	-	10,628	115,801	90,848
Barbados	71,065	87,810	4,923,074	7,539,399
Jamaica	1,380,084	1,732,026	11,978,274	13,063,925
Trinidad and Tobago	984,633	944,979	7,930,983	7,781,443
Bahamas	15,975	4,688	245,032	161,506
Leeward and Windward Islands	8,172	22,478	1,186,983	2,366,905
Falkland Islands	-	-	-	-
Gibraltar	-	-	609	72
Hong Kong	298,185	440,966	2,996,687	4,450,488
Malta	3,227	7,027	42,205	35,494
Australia	4,530,151	5,428,537	15,156,324	17,315,866
Fiji	-	869,428	3,997,011	3,296,908
New Zealand	921,105	168,880	6,650,791	10,082,272
Other British Oceania	-	-	-	-
Total Commonwealth Countries	49,265,168	54,751,448	434,253,433	446,325,419
Foreign Countries				
Afghanistan	-	-	9,232	248
Albania	-	-	-	-
Arabia	347,006	-	1,557,410	4,928,107
Argentina	88,870	447,708	1,847,275	3,131,161
Austria	197,695	183,323	2,290,837	1,956,378
Belgium and Luxembourg	1,986,235	2,654,253	18,151,402	18,439,027
Belgian Congo	9,095	174,042	1,341,391	1,901,984
Bolivia	-	7,653	260,616	10,853
Brazil	1,599,288	2,409,671	21,402,961	20,647,158
Bulgaria	-	-	88	689
Burma	-	150	79,427	6,877
Chile	1,000	-	223,975	234,048
China, (except Taiwan)	24,117	294,248	1,508,804	2,500,896
Taiwan	195	18,802	60,663	103,880
Colombia	2,124,849	2,548,509	18,769,658	15,129,971
Costa Rica	576,550	624,122	5,890,514	4,732,673
Cuba	406,626	205,467	8,602,309	7,450,838
Czechoslovakia	114,153	298,404	1,279,680	2,061,215
Denmark	668,742	233,689	2,608,684	2,381,182
Greenland	1,180	645	8,804	9,629
Dominican Republic	54,674	28,181	1,526,513	1,350,615
Ecuador	294,647	249,738	2,273,782	4,145,337
Egypt	500	4,602	294,445	264,390
El Salvador	19,902	66,075	693,158	2,287,094
Estonia	-	-	4,604	1,967
Ethiopia	36,354	21,675	57,652	55,960
Finland	24,422	25,856	367,135	259,282
France	1,887,099	1,994,303	15,357,540	16,795,802
French Africa	354,874	219,638	2,251,155	2,364,537
French East Indies	5,681	81,427	25,672	113,595
French Guiana	-	-	-	25
French Oceania	-	-	3,000	-
French West Indies	-	-	435	57,790
Madagascar	-	227	256,756	13,147
St. Pierre and Miquelon	5,752	16,467	22,140	39,179

Countries	Month of September		Nine Months ended September	
	1954	1955	1954	1955
Foreign Countries - Concluded	\$	\$	\$	\$
Germany, Federal Republic of	3,765,641	5,545,823	31,046,845	37,634,672
Germany, Eastern	71,164	67,223	356,864	400,194
Greece	17,233	25,857	172,000	188,805
Guatemala	439,783	271,638	4,387,780	4,091,345
Haiti	306,971	125,466	1,374,335	1,049,561
Honduras	184,654	140,973	2,363,573	1,256,960
Hungary	5,163	4,201	166,611	77,395
Iceland	1,872	255	57,344	6,962
Iran	28,973	13,693	967,317	1,032,535
Iraq	500	300	10,823	533,270
Ireland	5,144	48,702	1,023,866	246,091
Italy	2,280,450	1,507,914	10,327,815	11,623,453
Italian Africa	-	-	-	-
Libya	-	-	72	2,913
Japan	1,740,521	2,952,075	11,982,937	23,641,131
Korea	1,677	99	167,243	221,424
Latvia	100	-	4,535	4,590
Liberia	-	99,344	135,202	99,344
Lithuania	-	-	1,625	-
Mexico	792,520	2,494,384	11,494,975	16,146,870
Morocco	33,962	12,590	152,876	120,429
Netherlands	2,864,428	2,489,223	16,882,819	14,226,008
Indonesia	64,851	53,123	445,141	912,712
Surinam	376,244	438,402	2,003,587	2,487,550
Netherlands Antilles	2,664,558	2,668,284	12,574,193	20,536,133
Nicaragua	26,851	89,553	171,000	1,211,964
Norway	130,669	172,333	1,482,979	1,644,844
Israel	77,465	85,611	776,346	850,499
Panama	456,500	881,725	4,286,796	6,732,122
Paraguay	156,719	31,717	476,916	190,379
Peru	98,696	122,862	1,904,223	602,250
Philippines	206,326	216,282	2,973,321	1,361,159
Poland	22,234	49,224	284,396	431,022
Portugal	195,417	141,444	1,133,456	1,270,716
Azores and Madeira	28,121	13,999	138,135	144,659
Portuguese East Africa	-	14,774	28,687	53,699
Portuguese West Africa	-	-	161,966	21,336
Portuguese Asia	-	-	697	-
Roumania	-	-	3,134	400
Thailand	91,352	19,345	477,363	530,318
Spain	289,931	412,782	4,161,325	4,142,589
Canary Islands	5,017	-	22,029	18,950
Spanish Africa	-	-	-	15,857
Sweden	607,184	1,176,703	6,279,909	8,697,350
Switzerland	1,432,907	2,183,508	14,000,101	13,316,663
Lebanon	1,031,867	1,876,970	12,508,854	12,712,481
Syria	633	304,681	17,199	628,569
Jordan	-	-	-	1,238
Turkey	21,721	20,064	375,210	534,042
U.S.S.R. (Russia)	341,563	340,307	562,283	456,672
United States	227,720,435	302,354,177	2,209,995,242	2,527,673,667
Alaska	422,438	196,640	5,812,855	2,966,804
American Virgin Islands	-	-	44	181
Hawaii	1,088,294	373,626	4,384,324	2,406,075
Puerto Rico	53,507	101,341	1,034,118	710,200
United States Oceania	-	-	-	-
Uruguay	124,942	38,257	828,748	347,454
Venezuela	14,405,875	16,434,813	125,546,821	139,768,567
Yugoslavia	2,241	15,158	128,793	385,442
Total Foreign Countries	275,514,820	359,436,340	2,617,085,365	2,979,744,049
GRAND TOTAL	324,779,988	414,187,788	3,051,338,798	3,426,069,468

IMPORTS INTO CANADA FOR CONSUMPTION FROM ALL COUNTRIES, FROM THE UNITED KINGDOM
 AND FROM THE UNITED STATES, BY MAIN GROUPS (EXCLUDING GOLD)

Main Groups	Month of September		Nine Months ended September	
	1954	1955	1954	1955
	\$	\$	\$	\$
<u>ALL COUNTRIES</u>				
Agricultural and Vegetable Products (except Chemicals, Fibres and Wood)	42,031,448	46,591,099	383,674,458	403,315,354
Animals and Animal Products (except Chemicals and Fibres)	7,715,874	8,571,503	63,492,276	75,342,683
Fibres, Textiles and Textile Products	25,021,876	31,391,638	247,449,209	283,575,958
Wood, Wood Products and Paper	14,019,983	17,706,623	123,053,527	142,238,078
Iron and Its Products	89,918,191	131,676,153	1,035,889,106	1,176,197,827
Non-Ferrous Metals and Their Products	32,175,148	38,313,345	252,063,724	277,119,821
Non-Metallic Minerals and Their Products (except Chemicals)	53,080,284	59,972,777	433,646,434	470,371,391
Chemicals and Allied Products	18,125,673	23,735,902	162,668,418	188,838,752
Miscellaneous Commodities	42,691,511	56,228,748	349,401,646	409,069,604
Total	324,779,988	414,187,788	3,051,338,798	3,426,069,468
<u>UNITED KINGDOM</u>				
Agricultural and Vegetable Products (except Chemicals, Fibres and Wood)	2,658,997	2,324,004	18,673,879	19,050,853
Animals and Animal Products (except Chemicals and Fibres)	883,474	1,098,872	8,068,815	8,919,557
Fibres, Textiles and Textile Products	6,787,341	7,278,625	69,463,616	72,182,671
Wood, Wood Products and Paper	453,127	584,624	3,608,047	4,158,366
Iron and Its Products	7,902,660	8,105,028	106,061,019	83,463,944
Non-Ferrous Metals and Their Products	4,775,154	4,200,536	35,908,878	36,178,690
Non-Metallic Minerals and Their Products (except Chemicals)	2,591,895	2,873,967	21,068,013	22,956,296
Chemicals and Allied Products	1,364,932	1,670,003	13,368,527	15,979,043
Miscellaneous Commodities	2,961,631	3,516,446	24,421,955	30,630,559
Total	30,379,211	31,652,105	300,642,749	293,519,979
<u>UNITED STATES</u>				
Agricultural and Vegetable Products (except Chemicals, Fibres and Wood)	15,208,635	18,425,909	174,968,384	191,198,157
Animals and Animal Products (except Chemicals and Fibres)	4,230,412	4,931,457	38,508,323	46,301,905
Fibres, Textiles and Textile Products	13,380,424	15,755,354	130,092,343	147,342,128
Wood, Wood Products and Paper	12,606,607	16,189,121	111,840,831	128,893,231
Iron and Its Products	78,152,116	118,395,950	894,730,678	1,052,842,741
Non-Ferrous Metals and Their Products	22,594,431	27,184,707	184,035,884	202,972,290
Non-Metallic Minerals and Their Products (except Chemicals)	29,034,430	31,413,207	239,445,346	244,264,535
Chemicals and Allied Products	15,613,173	20,731,688	141,531,012	162,781,389
Miscellaneous Commodities	36,900,207	49,326,784	294,842,441	351,077,291
Total	227,720,435	302,354,177	2,209,995,242	2,527,673,667

IMPORTS INTO CANADA FOR CONSUMPTION

Articles and Countries from which Imported	MONTH OF SEPTEMBER 1955		NINE MONTHS ENDED SEPTEMBER 1955		Class Number
	Quantities	Values (\$)	Quantities	Values (\$)	
<u>GROUP 1</u>					
<u>AGRICULTURAL PRODUCTS</u>					
<u>A MAINLY FOOD</u>					
APPLES FRESH	236 B NEW ZEAL				1
	400 U STATES	2306171	139586	1379700	105417
		2306171	139586	36839373	2117535
				38219073	2222952
APRICOTS QUINCES FRESH					2
	312 CHILE			8780	1499
	400 U STATES	825995	35827	7919732	424720
		825995	35827	7928512	426219
BANANAS					3
	222 B HOND			10	130
	314 COLOMBIA	1295	9714	152562	1132744
	315 C RICA	71128	610812	454903	3694925
	316 CUBA			290	2631
	320 DOM REP	3794	28181	26302	194546
	321 ECUADOR	25993	152465	480356	3637195
	337 GUATEMALA	32273	255339	233610	1820528
	338 HAITI	235	1631	1211	10805
	339 HONDURAS	11482	82345	155664	1103764
	361 PANAMA	111855	880725	827431	6633117
	400 U STATES	78	922	1516	14671
		258133	2022134	2333855	18245056
CHERRIES FRESH					4
	400 U STATES	109966	18023	2927837	667458
		109966	18023	2927837	667458
CRANBERRIES FRESH					5
	400 U STATES	722798	89525	813111	104462
		722798	89525	813111	104462
GRAPEFRUIT FRESH					6
	100 U KINGDOM			1020	88
	224 JAMAICA			11536	879
	231 HONG KONG			2910	276
	316 CUBA	140760	5875	140760	5875
	339 HONOURAS	1177066	58628	1518522	74509
	360 ISRAEL			132000	6891
	400 U STATES	3384387	162535	95984872	3435256
		4702213	227038	97791620	3523774
GRAPES FRESH					7
	207 UN SO AFR			195720	20698
	304 ARGENTINA			10110	2390
	312 CHILE			434369	88379
	400 U STATES	11516298	694136	40558353	3680069
		11516298	694136	41198552	3791536
GUAVAS MANGOES PLANTAINS FRESH					8
	400 U STATES				3283
					3283
LEMONS FRESH					9
	344 ITALY	50	149	50	149
	352 MEXICO			300	960
	360 ISRAEL			1500	6528
	400 U STATES	27714	153270	337611	1863532
		27764	153419	339461	1871169
LIMES FRESH					10
	400 U STATES	507	2303	20012	71767
		507	2303	20012	71767
MUSKMELONS CANTALOUPEES FRESH					11
	312 CHILE			205886	15835
	352 MEXICO			1593283	122639
	372 SPAIN	3850	351	3850	351
	400 U STATES	3300065	104627	21814344	1001033
		3303915	104978	23617363	1139858
MELONS FRESH N O P					12
	316 CUBA			525	999
	352 MEXICO			315960	124467
	400 U STATES	119601	37776	3487440	1387602
		119601	37776	3803925	1513068
ORANGES MANDARINES FRESH					13
	100 U KINGDOM	1030	1713	1050	1764
	225 TRINIDAO			2148	5027
	231 HONG KONG			378	1531
	344 ITALY			2000	3541
	347 JAPAN			4349	9143
	352 MEXICO			34104	51836
	360 ISRAEL			24194	59048
	372 SPAIN			67347	91567
	400 U STATES	708191	1386253	8208895	15699249
		709221	1387966	8344465	15922706
PEACHES FRESH					14
	312 CHILE			4627	843
	400 U STATES	2427148	133543	11912982	924824
		2427148	133543	11917609	925667
PEARS FRESH					15
	304 ARGENTINA			54844	9133
	400 U STATES	4720416	334700	15493070	1152775
		4720416	334700	15547914	1161908
PINEAPPLES FRESH					16
	316 CUBA	152	454	154519	518784
	352 MEXICO			786	2223

IMPORTS INTO CANADA FOR CONSUMPTION

Articles and Countries from which Imported	MONTH OF SEPTEMBER 1955		NINE MONTHS ENDED SEPTEMBER 1955		Class Number
	Quantities	Values (\$)	Quantities	Values (\$)	
383 HAWAII	557	2029	17369	69610	
384 P RICO	259	1455	8910	38604	
400 U STATES	40	166	8388	30300	
PLUMS OR PRUNES FRESH	1008	4104	189972	659521	
312 CHILE	LB		12860	2300	17
400 U STATES	4833605	223974	14251919	1259286	
BERRIES FRESH N O P	4833605	223974	14264779	1261586	
234 AUSTRALIA	LB		3600	792	18
400 U STATES	2763	522	493313	88851	
STRAWBERRIES FRESH	2763	522	496913	89643	
400 U STATES	LB		8658720	1798869	19
FRESH FRUITS N O P	390770	92693	8658720	1798869	
383 HAWAII	390770	92693			20
400 U STATES		5419		3264	
APPLES DRIED	LB			76631	
354 NETHRLNDS		5419		79895	31
400 U STATES	15250	4244	441331	45283	
APRICOTS NECTARINES DRIED	15250	4244	443831	45986	
207 UN SO AFR	LB		6250	2690	32
234 AUSTRALIA	203000	62054	441720	140463	
372 SPAIN	121253	25944	174504	33825	
400 U STATES	25052	10224	372545	191494	
BANANAS DRIED	349305	98222	995019	368472	
309 BRAZIL	LB				33
CURRENTS DRIED	2000	2103	10089	10309	
234 AUSTRALIA	2000	2103	10089	10309	
400 U STATES	928760	128558	3440888	469727	34
DATES	57404	10162	151547	25215	
100 U KINGDOM	986164	138720	3592435	494942	
231 HONG KONG	LB				36
306 BELGIUM	460	173	1049240	85017	
342 IRAN			6733	2445	
343 IRAQ			195676	14976	
400 U STATES	10488	2107	5511042	456591	
FIGS DRIED AND FIG PASTE	10948	2280	7264500	532493	
366 PORTUGAL	LB		1024047	120358	
379 TURKEY	35000	3430	15051238	1211880	37
400 U STATES	47579	10256	829596	144766	
PEACHES DRIED	82579	13686	2206816	271540	
234 AUSTRALIA	LB				38
400 U STATES	13673	3737	24303	3182	
PRUNES OR PLUMS DRIED UNPITTED	13673	3737	183589	46148	
231 HONG KONG	LB		207892	49330	39
400 U STATES	365893	69821	948	317	
PEARS DRIED	365893	69821	8264377	1535560	
400 U STATES	2185	819	8265325	1535877	
RAISINS	2185	819	44288	15293	40
234 AUSTRALIA	LB				41
372 SPAIN	4864448	811051	13386213	2044130	
400 U STATES	2390413	330697	9369	473	
FRUITS DRIED N O P	7254861	1141748	11227990	1449913	
231 HONG KONG	LB		24623572	3494516	42
347 JAPAN	11730	7254	20896	11452	
353 MOROCCO			180	90	
400 U STATES	11000	3962	40000	5838	
RASPBERRIES FROZEN 1LB OR LESS	22730	11216	194271	68646	
400 U STATES	7875	2508	255347	86026	43
RASPBERRIES FROZEN OVER 1 LB	7875	2508	91574	28499	
354 NETHRLNDS	LB				44
400 U STATES	840	134	3180	395	
STRAWBERRIES FROZN 1LB OR LESS	840	134	2240	420	
400 U STATES	100732	30352	5420	815	45
STRAWBERRIES FROZEN OVER 1 LB	100732	30352	534524	158851	
354 NETHRLNDS	LB				46
400 U STATES	399530	62560	1008721	164973	
FRUITS N O P FROZN 1LB OR LESS	67466	14499	967161	209087	
400 U STATES	466996	77059	1975882	374060	47
FRUITS N O P FROZEN OVER 1 LB	LB				48
354 NETHRLNDS			95095	16081	
400 U STATES	240550	27892	95095	16081	
APRICOTS CANNED	240550	27892	1071656	133151	
100 U KINGDOM	LB				49
207 UN SO AFR	4835	692	60640	8122	
234 AUSTRALIA	18500	2850	669510	97614	
	156041	19840	706182	93841	

IMPORTS INTO CANADA FOR CONSUMPTION

Articles and Countries from which Imported		MONTH OF SEPTEMBER 1955		NINE MONTHS ENDED SEPTEMBER 1955		Class Number
		Quantities	Values (\$)	Quantities	Values (\$)	
PEACHES CANNED	400 U STATES	472420	60245	2358642	315205	50
		651796	83627	3794974	514782	
CHERRIES SULPHURED OR IN BRINE	234 AUSTRALIA	266287	33611	1230727	165823	51
	400 U STATES	1081373	137334	5659436	695074	
OLIVES SULPHURED OR IN BRINE	344 ITALY	1347660	170945	6890163	860897	52
	372 SPAIN					
LEMON ORANGE GRAPE FRUIT RINDS	328 FR AFRICA	735185	88474	3172054	431147	53
	336 GREECE	157409	16959	157409	16959	
PEARS IN CANS	366 PORTUGAL	892594	105433	3329463	448106	55
	372 SPAIN					
PINEAPPLE IN CANS	383 HAWAII					56
	400 U STATES	116271	21181	1072640	208598	
FRUITS IN CANS N O P	100 U KINGDOM	618915	159310	5604581	1231263	57
	231 HONG KONG					
FRUIT PULP N O P	316 CUBA		3341		395	60
	344 ITALY		9182		1696	
JELLIES JAMS MARMALADES	384 P RICO		6682		6905	61
	400 U STATES		133		66272	
FRUITS NUTS PICKLED PRESERVED	100 U KINGDOM		19338		114693	62
	234 AUSTRALIA	133884	18086	480053	62788	
FRUIT PULP N O P	400 U STATES	912232	108630	2276868	309524	63
		1046116	126716	2756921	372312	
FRUIT PULP N O P	218 MALAYA	59070	6820	524010	57899	64
	234 AUSTRALIA	836061	139559	3080934	481432	
FRUIT PULP N O P	316 CUBA			97375	9773	65
	352 MEXICO	801834	84039	4793079	495463	
FRUIT PULP N O P	383 HAWAII	1841381	258432	11569818	1584557	66
	393 TAIWAN	150300	12101	205800	16148	
FRUIT PULP N O P	400 U STATES	122866	16668	614924	83272	67
		3811512	517619	20885940	2728544	
FRUIT PULP N O P	100 U KINGDOM			360	84	68
	231 HONG KONG	1803	351	9754	1797	
FRUIT PULP N O P	234 AUSTRALIA	62296	14126	232675	38022	69
	335 GERMANY W			265	71	
FRUIT PULP N O P	344 ITALY			1929	355	70
	347 JAPAN	60784	7611	1366831	168532	
FRUIT PULP N O P	354 NETHRLNDS	108820	17774	617057	88494	71
	375 SWEDEN	5550	1395	13086	2906	
FRUIT PULP N O P	383 HAWAII			2550	545	72
	400 U STATES	288793	32960	3075065	323015	
FRUIT PULP N O P		528046	74217	5319572	623821	73
	100 U KINGDOM	440	1251	4169	10574	
FRUIT PULP N O P	215 INDIA	79	297	3511	7902	74
	223 BARBADOS			3442	1380	
FRUIT PULP N O P	224 JAMAICA			78	222	75
	231 HONG KONG	974	2347	4962	12105	
FRUIT PULP N O P	316 CUBA	6709	7807	49178	50937	76
	318 DENMARK			14	110	
FRUIT PULP N O P	327 FRANCE	796	2297	840	2494	77
	336 GREECE			1056	2020	
FRUIT PULP N O P	344 ITALY			800	718	78
	347 JAPAN	30	56	157	413	
FRUIT PULP N O P	353 MOROCCO			2617	4026	79
	354 NETHRLNDS	57446	7057	63513	9604	
FRUIT PULP N O P	372 SPAIN	220	329	520	1267	80
	384 P RICO			660	520	
FRUIT PULP N O P	400 U STATES	410	1086	19552	27538	81
		67104	22527	155069	131830	
FRUIT PULP N O P	100 U KINGDOM			396650	55374	82
	207 UN SO AFR			87440	9374	
FRUIT PULP N O P	231 HONG KONG	700	93	2240	410	83
	234 AUSTRALIA	146083	20969	741985	110030	
FRUIT PULP N O P	316 CUBA			391713	33979	84
	318 DENMARK	49420	12342	49420	12342	
FRUIT PULP N O P	344 ITALY			23115	1277	85
	352 MEXICO	170950	15474	1458810	137866	
FRUIT PULP N O P	354 NETHRLNDS	591798	64174	1737845	182220	86
	372 SPAIN			356978	18391	
FRUIT PULP N O P	376 SWITZRLND	1513	387	1513	387	87
	383 HAWAII	185876	25031	430824	53017	
FRUIT PULP N O P	389 IRELAND			10928	504	88
	393 TAIWAN			19125	1360	
FRUIT PULP N O P	400 U STATES	1056	215	243076	31284	89
		1147396	138685	5951662	647815	
FRUIT PULP N O P	100 U KINGDOM	451112	76926	3223996	544759	90
	221 B GUIANA			320	283	
FRUIT PULP N O P	224 JAMAICA	7200	1030	16068	2278	91
	231 HONG KONG	6000	1066	8300	1514	
FRUIT PULP N O P	306 BELGIUM			1960	469	92

IMPORTS INTO CANADA FOR CONSUMPTION

Articles and Countries from which Imported	MONTH OF SEPTEMBER 1955		NINE MONTHS ENDED SEPTEMBER 1955		Class Number
	Quantities	Values (\$)	Quantities	Values (\$)	
318 DENMARK			3 487	7 74	
327 FRANCE			950	161	
328 FR AFRICA			11 243	1242	
344 ITALY	288	146	1 394	388	
354 NETHRLNDS	2075	322	28 241	4463	
359 NORWAY			1853	277	
375 SWEDEN	2100	443	5 237	1138	
376 SWITZRLND			903	354	
383 HAWAII			158	54	
400 U STATES	79980	16874	228 793	59 625	
	548755	96807	3532903	617779	
GRAPEFRUIT ORANGE LEMON PULP	LB				63
207 UN SO AFR	3938	219	3938	219	
224 JAMAICA	12832	340	128831	3611	
344 ITALY			20 392	954	
372 SPAIN			99471	4856	
400 U STATES	5850	451	52381	4759	
	22620	1010	305013	14399	
MIXED FRUITS IN CANS	LB				64
100 U KINGDOM			5074	912	
231 HONG KONG	1122	143	1122	143	
234 AUSTRALIA	50625	9985	124352	21815	
383 HAWAII	14171	2088	25572	3578	
400 U STATES	1866625	262759	25458365	3523348	
	1932543	274975	25614485	3549796	
ORANGE JUICE CONCENTRATED FROZ	GAL				65
400 U STATES	104183	309334	1400081	3666906	
	104183	309334	1400081	3666906	
FRUIT JUICE NOP CONCENTRD FROZ	GAL				66
383 HAWAII	5267	13325	12287	33441	
400 U STATES	34412	88585	384271	931484	
	39679	101910	396558	964925	
LEMON JUICE EXCEPT CONCENTRATD	GAL				68
100 U KINGDOM	190	285	1112	1706	
400 U STATES	7650	16352	187374	380058	
	7840	16637	188486	381764	
ORANGE JUICE EXCEPT CONCENTRATD	GAL				69
100 U KINGDOM			712	1004	
400 U STATES	222202	193171	3966987	2893514	
	222202	193171	3967699	2894518	
PECTIN	LB				70
100 U KINGDOM	62742	2779	90431	3559	
306 BELGIUM			500	1003	
318 DENMARK	331	418	728	915	
335 GERMANY W			3031	3839	
400 U STATES	4650	6211	100997	144824	
	67723	9408	195687	154140	
LEMON JUICE CONCENTRATED FRESH	GAL				71
344 ITALY			378	1907	
400 U STATES	6330	23126	36923	118420	
	6330	23126	37301	120327	
ORANGE JUICE CONCENTRATD FRESH	GAL				72
100 U KINGDOM			49	215	
224 JAMAICA			1040	3664	
352 MEXICO			3696	11000	
400 U STATES	17097	42154	111989	343202	
	17097	42154	116774	358081	
GRAPE JUICE OVER 1 GALLON	GAL				73
400 U STATES			3164	19121	
			3164	19121	
LIME JUICE NOT REFINED	GAL				74
224 JAMAICA			420	323	
225 TRINIDAD			799	479	
228 LEEW WIND	8688	5363	18536	11173	
	8688	5363	19755	11975	
FRUIT JUICES SPIRIT FORTIFIED	GAL				75
327 FRANCE			8	294	
400 U STATES			386	4117	
			394	4411	
BLENDED FRUIT JUICES	GAL				76
225 TRINIDAD			6600	3108	
400 U STATES	98239	66522	1908698	1188559	
	98239	66522	1915298	1191667	
FRUIT JUICE NOP EXCEPT CONCENT	GAL				77
100 U KINGDOM	1301	954	14027	23843	
234 AUSTRALIA			3242	2027	
354 NETHRLNDS	1133	3275	3057	6768	
383 HAWAII			609	520	
400 U STATES	13718	14111	187834	196589	
	16152	18340	208769	229747	
GRAPEFRUIT JUICE EXCEPT CONCENT	GAL				78
100 U KINGDOM			120	165	
225 TRINIDAD	27940	18865	154181	95087	
400 U STATES	162107	90517	2294675	1187655	
	197047	109382	2448976	1282907	
PINEAPPLE JUICE EXCEPT CONCENT	GAL				79
234 AUSTRALIA	47688	27236	91188	54453	
352 MEXICO	3000	1683	106637	56881	
383 HAWAII	116161	71290	841649	507596	
400 U STATES	6311	4675	38409	22327	
	173160	104884	1077883	641257	
FRUIT SYRUPS CONC JUICES N O P	GAL				80
100 U KINGDOM	2079	4789	3139	8475	
234 AUSTRALIA	473	4973	923	8635	
327 FRANCE	96	392	65287	90882	
335 GERMANY W			183	487	

IMPORTS INTO CANADA FOR CONSUMPTION

Articles and Countries from which Imported	MONTH OF SEPTEMBER 1955		NINE MONTHS ENDED SEPTEMBER 1955		Class Number
	Quantities	Values (\$)	Quantities	Values (\$)	
354 NETHRLNDS 400 U STATES	313 3134	1574 11850	1022 80527	2922 262233	81
COCOANUTS	6095	23578	151081	373634	
224 JAMAICA 228 LEEW WIND 339 HONDURAS 361 PANAMA 383 HAWAII 384 P RICO 400 U STATES			800 5200 72050 40000 5000 422820 34700	76 363 5062 3257 493 25945 2209	83
COCOANUT DESICCATED	43250	3000	580570	37405	
100 U KINGDOM 215 INDIA 217 CEYLON 364 PHIL 383 HAWAII 400 U STATES	54900 763625	4078 64061	185300 46300 5840495 287800 2100 1273671	16252 3569 505414 39216 2025 354958	84
COPRA NOT PREPARED	897475	93741	7635666	921434	
364 PHIL	2106142	134055	11808607	843609	91
ALMONDS NOT SHELLED	2106142	134055	11808607	843609	
344 ITALY 400 U STATES			2756 10148	506 2739	92
BRAZIL NUTS NOT SHELLED	10000	2673	12904	3245	
100 U KINGDOM 309 BRAZIL	44800 241535	10988 49325	67200 1080431	16200 155330	93
FILBERTS HAZEL NOT SHELLED	286335	60313	1147631	171530	
344 ITALY 400 U STATES	55000	12288	163831 5000	36684 1238	94
PEANUTS GREEN SHELLED OR NDT	55000	12288	168831	37922	
100 U KINGDOM 203 B E AFR 207 UN SO AFR 215 INDIA 231 HONG KONG 309 BRAZIL 313 CHINA 335 GERMANY W 344 ITALY 352 MEXICO 354 NETHRLNDS 372 SPAIN 400 U STATES	376700 2240 738025	41596 605 88063	687835 106059 9629526 18232163 5082121 2838599 1101602 2944627 440896 20924539 790120 1355303 3000594	68795 13158 986356 1766026 620834 308877 142538 368088 46790 2459709 105500 119542 294504	95
PECANS NDT SHELLED	2162151	152576	67133984	7300717	
400 U STATES	5846883	590146	3403	746	96
WALNUTS NOT SHELLED			3403	746	
313 CHINA 344 ITALY 400 U STATES	75100	19157	205940 54115	24080 10813	97
OTHER NUTS NOT SHELLED	75100	19157	252576	72277	
231 HONG KONG 344 ITALY 400 U STATES			512631	107170	101
ALMONDS SHELLED	18975	6800	3296 7716 68061	512 911 26238	
100 U KINGDOM 231 HONG KONG 342 IRAN 344 ITALY 366 PORTUGAL 372 SPAIN 400 U STATES	11033 47069	8171 27604	57490 1261 15400 210975 345077 660766 42271	37261 1900 8345 122673 185805 319535 33338	102
PEANUTS N O P	64780	40726	79073	27661	
100 U KINGDOM 215 INDIA 218 MALAYA 231 HONG KONG 347 JAPAN 352 MEXICO 400 U STATES			3330 128800 2880 90997 320 55100 121263	1475 11158 951 20906 84 5746 47020	103
WALNUTS SHELLED	12285	4998	402690	87340	
215 INDIA 231 HONG KONG 313 CHINA 327 FRANCE 342 IRAN 344 ITALY 388 YUGO SLAV 400 U STATES	14028 38500 10749	5500 14253 6748	711066 499730 3583745 179303 270133 120821 55114 104448	234009 177086 1262539 99033 103626 47658 21214 57169	104
OTHER NUTS SHELLED	17500	8282	5524360	2002334	
100 U KINGDOM 231 HONG KONG 344 ITALY 400 U STATES	300	73	2724 4057 6608 98436	1719 1432 3112 66392	
	15169	10610	111825	72655	
	15469	10683			

IMPORTS INTO CANADA FOR CONSUMPTION

Articles and Countries from which Imported	MONTH OF SEPTEMBER 1955		NINE MONTHS ENDED SEPTEMBER 1955		Class Number
	Quantities	Values (\$)	Quantities	Values (\$)	
BRAZIL NUTS SHELLED 308 BOLIVIA 309 BRAZIL 363 PERU	LB 14207 17160 4950 36317	7653 10212 2953 20818	14207 181435 46200 241842	7653 109506 27423 144582	105
CASHEW NUTS SHELLED 100 U KINGDOM 203 B E AFR 215 INDIA 400 U STATES	LB 196850 52067 248917	85644 27411 113055	1530 13750 1387450 148991 1551721	1024 5610 537644 78523 622801	106
PECANS SHELLED 400 U STATES	LB 24582 24582	33186 33186	313453 313453	384575 384575	107
FILBERTS SHELLED 344 ITALY 354 NETHRLNDS 376 SWITZRLND 379 TURKEY 400 U STATES	LB 10823 34707 31341 76871	2405 15479 15642 33526	10823 75802 51903 577623 85368 801519	2405 32229 22624 242156 43324 342738	108
ASPARAGUS FRESH 400 U STATES	LB 3463319		3463319	502260	111
BEANS GREEN FRESH 231 HONG KONG 352 MEXICO 400 U STATES	LB 34160 34160	2252 2252	600 23785 7263770 7288155	68 1828 600368 602264	112
BEETS FRESH EXCEPT SUGAR BEETS 400 U STATES	LB 3415553		3415553	130034 130034	114
CABBAGE FRESH 352 MEXICO 400 U STATES	LB 31676 31676	1314 1314	83300 60332162 80415462	3346 1738866 1742212	115
CARROTS FRESH 400 U STATES	LB 196382 196382	9750 9750	72900652 72900652	2158169 2158169	116
CAULIFLOWER FRESH 400 U STATES	LB 310342 310342	13421 13421	15771639 15771639	699606 699606	117
CELERY FRESH 400 U STATES	LB 795077 795077	52144 52144	68580304 68580304	2948050 2948050	118
CUCUMBERS FRESH 316 CUBA 400 U STATES	LB 579438 579438	20474 20474	95923 10219366 10315289	9155 628951 638106	119
LETTUCE FRESH 400 U STATES	LB 4907813 4907813	260303 260303	84344219 84344219	3684279 3684279	120
MUSHROOMS TRUFFLES FRESH 100 U KINGDOM 231 HONG KONG 327 FRANCE 335 GERMANY W 347 JAPAN 365 PDLAND 400 U STATES	LB 136 8000 1045 39991 49172	456 2049 2328 11467 16300	0 1529 39817 1110 44644 220 425429 512829	55 3398 11725 2518 76051 670 106331 200748	121
ONIONS FRESH 234 AUSTRALIA 236 NEW ZEAL 312 CHILE 322 EGYPT 344 ITALY 354 NETHRLNDS 372 SPAIN 400 U STATES	LB 838455 1108968 1947423	18744 28211 46955	265680 964696 1861030 2274490 155751 81520 2795137 64384933 72783237	9139 30720 60514 40399 6913 2762 69788 1784457 2004692	122
PEAS GREEN FRESH 352 MEXICO 400 U STATES	LB 71245 71245	6014 6014	90624 804115 894739	7218 75074 82292	123
POTATOES SWEET AND YAMS FRESH 231 HONG KONG 400 U STATES	CWT 9 8259 8268	120 33705 33825	75 53799 53874	788 369743 370531	124
POTATOES FRESH EXCEPT SEED 316 CUBA 400 U STATES	CWT 157507 157507	249268 249268	19154 2318971 2338125	76783 6088954 6165737	125
SPINACH FRESH 400 U STATES	LB 19147 19147	1968 1968	5791355 5791355	360468 360468	126
TOMATOES FRESH 227 BAHAMAS 316 CUBA 352 MEXICO 400 U STATES	LB 4686388 4686388	274538 274538	1247842 43780 35593595 69848944 106734161	94269 5181 1960051 4684927 6744428	127
VEGETABLES FRESH N O P 231 HONG KONG 304 ARGENTINA 306 BELGIUM	LB 7770	1074	143511 367 2481	14801 59 681	128

IMPORTS INTO CANADA FOR CONSUMPTION

Articles and Countries from which Imported	MONTH OF SEPTEMBER 1955		NINE MONTHS ENDED SEPTEMBER 1955		Class Number
	Quantities	Values (\$)	Quantities	Values (\$)	
312 CHILE			1 500	264	
316 CUBA			4 915	872	
322 EGYPT			1 3781	1 151	
335 GERMANY W			1 3204	2025	
344 ITALY	99587	7926	159 275	12806	
347 JAPAN	2750	166	2750	166	
352 MEXICO			173 432	17 135	
354 NETHRLNDS			26100	4838	
375 SWEDEN			31 939	5989	
400 U STATES	1147778	66102	39611 723	2 398213	
	1257885	75268	40184978	2459000	
VEGETABLES FROZEN 1 LB OR LESS	LB				129
400 U STATES	647656	125315	5482 334	1013887	
	647656	125315	5482 334	1013887	
VEGETABLES FROZEN OVER 1 LB	LB				130
400 U STATES	262790	41622	3269075	464335	
	262790	41622	3269075	464335	
MUSTARD LIQUID					131
100 U KINGDOM				170	
305 AUSTRIA				334	
306 BELGIUM				123	
327 FRANCE		236		4034	
335 GERMANY W		1130		4720	
354 NETHRLNDS				896	
400 U STATES		214		3958	
		1580		14235	
PASTE HASH VEGETABLE MEAT FISH	LB				132
100 U KINGDOM	87360	19670	620 103	146306	
231 HONG KONG	180	96	2122	1325	
234 AUSTRALIA			1824	420	
318 DENMARK	397	277	9580	5428	
327 FRANCE	2593	3668	15 687	15139	
344 ITALY			3958	1570	
347 JAPAN			2128	605	
354 NETHRLNDS	287	107	2337	990	
359 NORWAY	1667	286	20 466	3148	
366 PORTUGAL	360	327	360	327	
376 SWITZRLND			140	52	
388 YUGO SLAV			3000	1198	
400 U STATES	129672	30425	526627	187283	
	222516	54856	1208332	363791	
POTATOES DRIED	LB				133
100 U KINGDOM	14678	3709	71078	17712	
354 NETHRLNDS			6106	1489	
400 U STATES	24245	4637	228208	40680	
	38923	8346	305392	59881	
VEGETABLES DRIED N O P	LB				134
100 U KINGDOM			7958	2142	
215 INDIA	4060	130	4060	130	
231 HONG KONG	2578	1092	42777	15407	
322 EGYPT	4440	659	71557	14092	
327 FRANCE	1200	480	12912	5583	
335 GERMANY W			634	101	
344 ITALY	1000	266	1000	266	
347 JAPAN	11650	665	14 213	1639	
354 NETHRLNDS			1872	312	
400 U STATES	226835	52914	1414871	348501	
	251763	56206	1571854	388173	
TOMATO JUICE CONCENTRATED	LB				136
400 U STATES			20250	5427	
			20250	5427	
TOMATOES CANNED	LB				137
234 AUSTRALIA			629958	61606	
344 ITALY	14970	1033	903442	70364	
352 MEXICO			550533	41284	
372 SPAIN			188418	12052	
400 U STATES	6503	728	6945073	552084	
	21473	1761	9217424	737390	
TOMATO PASTE CANNED	LB				138
344 ITALY	1123355	170021	2805049	417342	
366 PORTUGAL			3307	412	
400 U STATES	86544	11925	1920601	284244	
	1209899	181946	4728957	701998	
TOMATO PULP AND PUREE CANNED	LB				139
100 U KINGDOM			198104	19732	
344 ITALY			551200	65723	
372 SPAIN			472	67	
400 U STATES	7806	686	242357	16032	
	7806	686	992133	101554	
TOMATO JUICE EXCEPT CONCENTRD	LB				140
400 U STATES	1131727	74379	18511624	1253162	
	1131727	74379	18511624	1253162	
ASPARAGUS IN CANS	LB				141
306 BELGIUM			3019	631	
327 FRANCE	5072	1594	20747	6108	
400 U STATES	58187	14988	504520	124517	
	63259	16582	528286	131256	
CORN IN CANS	LB				143
400 U STATES	172025	17873	3430755	445747	
	172025	17873	3430755	445747	
MUSHROOMS AND TRUFFLES IN CANS	LB				144
100 U KINGDOM			203	145	
231 HONG KONG			1932	2243	
318 DENMARK	81	115	555	679	
327 FRANCE	12722	4278	297467	86683	
344 ITALY	200	667	350	800	

IMPORTS INTO CANADA FOR CONSUMPTION

Articles and Countries from which imported	MONTH OF SEPTEMBER 1955		NINE MONTHS ENDED SEPTEMBER 1955		Class Number
	Quantities	Values (\$)	Quantities	Values (\$)	
347 JAPAN	150	92	986	681	145
376 SWITZRLND			623	370	
400 U STATES	36596	19513	111411	58061	
PEAS IN CANS	49749	24665	413527	149662	
	LB				
306 BELGIUM			5786	995	146
327 FRANCE	848	149	12311	2441	
354 NETHRLNDS			1140	101	
400 U STATES			1044360	95854	
VEGETABLE JUICE N O P CANNED	848	149	1063597	99391	
	LB				
400 U STATES	1500	138	36770	5168	146
VEGETABLES N O P IN CANS	1500	138	36770	5168	
	LB				
231 HONG KONG	18686	3757	73206	17753	147
306 BELGIUM	612	87	10957	1432	
327 FRANCE	300	86	4077	3433	
335 GERMANY W			24207	1982	
336 GREECE	1313	281	2438	500	
344 ITALY			9049	2075	
347 JAPAN	503	122	23244	4171	
354 NETHRLNDS	976	135	76783	8816	
372 SPAIN			3200	629	
384 P RICO			5490	482	
393 TAIWAN			5400	783	
400 U STATES	434790	38424	2799230	258668	
PIMENTOS IN CANS	457180	42892	3037281	300724	
	LB				
372 SPAIN	114639	13317	196805	33814	148
400 U STATES			186988	56758	
BEANS GREEN OR WAX CANNED	114639	13317	383793	90572	
	LB				
306 BELGIUM			2033	352	149
327 FRANCE	2487	521	19040	3445	
353 MOROCCO			53	72	
354 NETHRLNDS			8969	1331	
400 U STATES			127199	10514	
BEANS BAKED CANNED	2487	521	157294	15714	
	LB				
354 NETHRLNDS			9664	1497	150
400 U STATES	636883	55431	3527732	316921	
PICKLES	636883	55431	3537396	318418	
	GAL				
100 U KINGDOM	1117	3032	16460	41167	152
215 INDIA			66	110	
231 HONG KONG	998	1886	11309	17428	
234 AUSTRALIA			44	209	
306 BELGIUM			255	445	
318 DENMARK			49	89	
327 FRANCE			207	942	
335 GERMANY W	1531	1707	2137	3076	
344 ITALY	2586	3347	38610	68384	
347 JAPAN	530	813	5105	9550	
354 NETHRLNDS	4769	4345	133127	147536	
372 SPAIN			23858	18832	
400 U STATES	52050	65732	536807	592983	
SAUCES N O P AND CATSUPS	63581	80862	768034	900751	
	GAL				
100 U KINGDOM	530	1421	5690	13140	153
224 JAMAICA			30	115	
231 HONG KONG	731	2642	9358	22709	
327 FRANCE			376	888	
335 GERMANY W	583	985	605	1050	
344 ITALY			204	687	
347 JAPAN	335	423	1734	1994	
354 NETHRLNDS	53	533	1624	5378	
375 SWEDEN			49	341	
400 U STATES	46458	67040	436941	688371	
SAUCES SOY	48690	73044	456611	734673	
	GAL				
231 HONG KONG	4430	4710	28457	21781	155
347 JAPAN	400	598	12487	16245	
400 U STATES	768	1077	19964	18056	
BARLEY BUCKWHEAT AND RYE	5598	6385	60908	56082	
	BUSH				
400 U STATES	2178	5813	2438	6478	161
BEANS SOYA	2178	5813	2438	6478	
	BUSH				
231 HDNG KONG			1725	9017	162
400 U STATES	331324	774273	3145643	8011167	
BEANS N O P	331324	774273	3147368	8020184	
	LB				
100 U KINGDOM			104098	7319	163
203 B E AFR	6000	392	3523338	275727	
207 UN SO AFR			180840	10951	
211 NIGERIA			10000	741	
231 HONG KONG	58900	7531	583526	61918	
304 ARGENTINA			438035	23290	
306 BELGIUM			260009	19052	
312 CHILE			163487	13840	
327 FRANCE			5506	1164	
342 IRAN			239779	13232	
344 ITALY	5511	647	162787	17120	
347 JAPAN	1680	169	12297	2636	
354 NETHRLNDS	750	69	213086	15434	
363 PERU	21715	2741	86819	9206	

IMPORTS INTO CANADA FOR CONSUMPTION

Articles and Countries from which Imported	MONTH OF SEPTEMBER 1955		NINE MONTHS ENDED SEPTEMBER 1955		Class Number
	Quantities	Values (\$)	Quantities	Values (\$)	
391 LEBANON			2765	274	
392 SYRIA			5512	457	
400 U STATES	63171	5093	3684129	408246	
INDIAN CORN	157727	16642	9676013	880607	167
	BUSH				
400 U STATES	130625	220601	2786040	4725910	
OATS	130625	220601	2786040	4725910	168
	BUSH				
100 U KINGDOM			1840	3322	
400 U STATES			31302	37003	
PEAS SPLIT			33142	40325	169
	LB				
100 U KINGDOM	2800	184	33707	2372	
304 ARGENTINA			1100	149	
354 NETHRLNDS			10890	876	
391 LEBANON	22494	1542	22494	1542	
392 SYRIA			20159	1289	
400 U STATES	52980	4858	377270	33204	
PEAS N O P	78274	6584	465620	39432	170
	LB				
234 AUSTRALIA			11160	574	
236 NEW ZEAL			9062	464	
306 BELGIUM			6645	831	
352 MEXICO			44000	6148	
354 NETHRLNDS	10800	1050	14197	1700	
359 NORWAY	1102	124	1102	124	
400 U STATES	67450	5982	7166294	763528	
RICE UNCLEANNED UNHULLED PADDY	79352	7156	7252460	773369	171
	CWT				
304 ARGENTINA	11023	63975	11023	63975	
322 EGYPT			29208	167419	
344 ITALY			55114	285630	
347 JAPAN			4355	25105	
400 U STATES	7793	37508	174400	876119	
RICE CLEANED	18816	101483	274100	1418248	172
	CWT				
100 U KINGDOM			16	157	
231 HONG KONG	368	3555	371	3607	
234 AUSTRALIA			5643	24688	
304 ARGENTINA			8775	32100	
344 ITALY			4319	33323	
354 NETHRLNDS	580	5187	5653	46737	
371 THAILAND			2696	18456	
400 U STATES	23757	191516	229968	1610166	
WHEAT	24705	200258	257441	1769234	174
	BUSH				
400 U STATES	200	398	88081	159447	
BARLEY POT PEARL ROAST GROUND	200	398	88081	159447	181
400 U STATES			77805	5413	
BRAN AND MILL FEED			77805	5413	182
	CWT				
100 U KINGDOM			25	121	
400 U STATES	10466	22420	75484	177634	
BUCKWHEAT MEAL OR FLOUR	10466	22420	75509	177755	183
	CWT				
CORN MEAL					184
	BRL				
400 U STATES	433	2937	3527	28267	
HOMINY CRACKED OR DRIED CORN	433	2937	3527	28267	185
400 U STATES					
	CWT				
	14151	51855	125464	457609	
MALT FLOUR	14151	51855	125464	457609	187
	LB				
100 U KINGDOM	11760	1819	22960	2919	
400 U STATES	5000	490	345300	26426	
OATMEAL AND ROLLED OATS	16760	2309	368260	29345	188
	LB				
100 U KINGDOM			736	171	
400 U STATES			6300	674	
RICE STARCH FLOUR MEAL FEED			7036	845	189
	LB				
231 HONG KONG	2000	281	28570	5114	
347 JAPAN	1250	215	2070	436	
400 U STATES	77900	6055	538536	45619	
RYE FLOUR	81150	6551	569176	51169	191
	BRL				
400 U STATES	520	2904	602	5210	
SAGO AND CASSAVA FLOUR EDIBLE	520	2904	602	5210	192
	LB				
100 U KINGDOM			22400	1413	
218 MALAYA			11200	546	
231 HONG KONG			1400	254	
309 BRAZIL			88414	5333	
355 INDONESIA			5233	269	
400 U STATES	25590	1782	105580	7627	
SEMOLINA	25590	1782	234227	15442	193
	BRL				
400 U STATES			12	275	
WHEAT FLOUR			12	275	194
	BRL				
100 U KINGDOM			123	1163	
400 U STATES	71	823	791	9311	
BISCUITS AND BREAD DIETARY	71	823	914	10474	201
100 U KINGDOM		1045		18697	

IMPORTS INTO CANADA FOR CONSUMPTION

Articles and Countries from which Imported	MONTH OF SEPTEMBER 1955		NINE MONTHS ENDED SEPTEMBER 1955		Class Number
	Quantities	Values (\$)	Quantities	Values (\$)	
400 U STATES				21010	
		1045		39707	
BISCUITS NOT SWEETENED N O P	LB				203
100 U KINGDOM	63045	23479	259871	100490	
231 HONG KONG	160	62	1404	737	
318 DENMARK	835	263	17444	3769	
326 FINLAND			1197	316	
335 GERMANY W	656	353	2552	1468	
347 JAPAN	5970	1584	29178	9862	
354 NETHRLNDS	2839	596	53606	10881	
359 NORWAY	11953	1351	43854	5825	
375 SWEDEN	85047	16277	372358	50030	
400 U STATES	136952	54159	1314719	453873	
	307457	98124	2096183	637251	
BISCUITS SWEETENED N O P	LB				204
100 U KINGDOM	832213	358793	4584421	1789845	
231 HONG KONG	1153	521	2879	1576	
305 AUSTRIA	4294	1683	13597	4705	
306 BELGIUM	18474	8134	190385	73401	
318 DENMARK	6177	2037	28241	7005	
327 FRANCE			9697	4198	
335 GERMANY W	5026	1910	34504	13110	
344 ITALY			246	187	
347 JAPAN			4910	2142	
354 NETHRLNDS	13488	4860	68429	23485	
360 ISRAEL			2244	449	
376 SWITZRLND			9923	5039	
400 U STATES	153430	41136	897087	238113	
	1034255	419074	5866563	2163255	
BREAD PASSOVER MATZO PRODUCTS				224289	205
400 U STATES				224289	
CEREAL FOODS 25 POUNDS OR LESS	LB				206
100 U KINGDOM	20775	2693	55445	7482	
231 HONG KONG	220	77	8977	2719	
306 BELGIUM			1260	217	
335 GERMANY W	3420	598	33006	4667	
347 JAPAN			595	205	
354 NETHRLNDS	1126	127	24147	2816	
400 U STATES	200816	37060	896023	206888	
	226357	40555	1019453	224994	
CEREAL FOODS PREPARED N O P				7669	207
100 U KINGDOM				110	
234 AUSTRALIA				389	
327 FRANCE				1826	
335 GERMANY W		314		734	
347 JAPAN		197		302	
354 NETHRLNDS				233	
392 SYRIA				779753	
400 U STATES		28510		790416	
		29021			
MACARONI AND VERMICELLI	LB				208
231 HONG KONG	4720	1086	30380	7357	
327 FRANCE			238	52	
344 ITALY			14863	1983	
347 JAPAN			3360	495	
354 NETHRLNDS	2800	316	18976	1974	
400 U STATES	61430	9732	817206	131955	
	68950	11134	885023	143816	
MILK FOODS N O P				986	209
100 U KINGDOM				481	
335 GERMANY W				1512	
354 NETHRLNDS		1512		1055	
375 SWEDEN				93908	
400 U STATES		8102		97942	
		9614			
ARROWROOT	LB				221
228 LEEW WIND	90000	9142	212000	22239	
231 HONG KONG			5800	729	
400 U STATES			194655	28649	
	90000	9142	412455	51617	
MALT WHOLE CRUSHED OR GROUND	LB				224
335 GERMANY W			1102	240	
400 U STATES			247000	12803	
			248102	13043	
SAGO AND TAPIOCA	LB				225
218 MALAYA	8400	483	62067	3673	
309 BRAZIL			33406	4183	
333 MADAGASCAR			2500	285	
355 INDONESIA	87350	7140	317077	27110	
400 U STATES	76025	12672	736191	122613	
	171775	20295	1151241	157864	
ALL OTHER BREADSTUFFS N O P					226
400 U STATES		1234		38429	
		1234		38429	
COCONUT OIL N O P EDIBLE	CWT				231
100 U KINGDOM	92	1557	517	7418	
354 NETHRLNDS	220	3352	394	5850	
389 IRELAND			50	834	
400 U STATES	110	1825	1064	18641	
	422	6734	2025	32743	
COTTON SEED OIL N O P EDIBLE	CWT				233
400 U STATES	774	11720	10271	167764	
	774	11720	10271	167764	
OLIVE OIL N O P EDIBLE	CWT				234
327 FRANCE	57	1896	687	18587	

IMPORTS INTO CANADA FOR CONSUMPTION

Articles and Countries from which Imported	MONTH OF SEPTEMBER 1955		NINE MONTHS ENDED SEPTEMBER 1955		Class Number
	Quantities	Values (\$)	Quantities	Values (\$)	
328 FR AFRICA			551	12912	
336 GREECE			855	24283	
344 ITALY	526	15497	9775	275083	
353 MOROCCO			220	5100	
366 PORTUGAL			9	507	
372 SPAIN	792	20820	4240	104998	
400 U STATES			533	14442	
	1375	38213	16870	455912	
PEANUT OIL N O P EDIBLE	CWT				235
100 U KINGDOM			2244	35219	
215 INDIA			123	1651	
231 HONG KONG	72	1775	1425	17349	
400 U STATES	34	723	677	19283	
	106	2498	4469	73502	
SOYA BEAN OIL N O P EDIBLE	CWT				236
400 U STATES	7599	104543	115312	1614488	
	7599	104543	115312	1614488	
CONFECTIONERY CHOCOLATE	LB				241
100 U KINGDOM	566109	263485	3414288	1431198	
305 AUSTRIA	990	637	16392	10829	
306 BELGIUM	1047	877	37461	17891	
317 CZECHO S	3693	849	5924	3241	
318 DENMARK			11982	5259	
327 FRANCE	18106	5872	64501	22671	
335 GERMANY W	29245	7800	202732	74609	
344 ITALY			5736	3327	
354 NETHRLNDS	31511	13912	148336	68610	
359 NORWAY			300	128	
360 ISRAEL			25023	11728	
375 SWEDEN			344	132	
376 SWITZRLND	11977	7836	33094	23381	
389 IRELAND			17870	4501	
400 U STATES	124126	49573	920855	319339	
	786804	350841	4904838	1996844	
OTHER CONFECTIONERS SWEETENED	LB				242
100 U KINGDOM	51936	11300	230208	53968	
231 HONG KONG	470	233	3206	1607	
305 AUSTRIA			2418	427	
306 BELGIUM			7114	1369	
318 DENMARK	6780	2276	21004	9698	
327 FRANCE			6201	1753	
335 GERMANY W	124	229	7887	2887	
344 ITALY			529	124	
354 NETHRLNDS	10304	1311	83256	11589	
389 IRELAND	2100	1002	3675	1752	
400 U STATES	267542	61344	1426868	382276	
	339256	77695	1792366	467450	
FRUITS PEELS CANDIED	LB				243
100 U KINGDOM			360	109	
231 HONG KONG			4390	2162	
234 AUSTRALIA	11200	1533	39516	4799	
316 CUBA			7500	2249	
327 FRANCE	146270	37550	484664	125831	
344 ITALY			143	103	
372 SPAIN	3308	720	3308	720	
400 U STATES	1174	372	37830	10318	
	161952	40175	577711	146291	
GINGER PRESERVED	LB				244
100 U KINGDOM			4238	1383	
231 HONG KONG	13062	3570	207586	50213	
347 JAPAN	250	61	1125	252	
	13312	3631	212949	51848	
CHEWING GUM SWEETENED	LB				245
100 U KINGDOM	1777	580	27282	7587	
318 DENMARK	9593	2519	29861	8645	
354 NETHRLNDS			6515	4907	
389 IRELAND			9975	2777	
400 U STATES	123101	27378	845769	216953	
	134471	30477	919402	240869	
SUGAR CANDY CONFECTIONERY NOP	LB				246
100 U KINGDOM	998661	203628	9000769	1764787	
223 BARBADOS	6660	1047	55308	8104	
224 JAMAICA	1720	238	5630	817	
231 HONG KONG	4828	1394	24333	7501	
305 AUSTRIA	1047	647	167178	57578	
306 BELGIUM	5445	1682	57958	13210	
316 CUBA			13564	3914	
317 CZECHO S			348	183	
318 DENMARK	22308	6274	155755	44859	
326 FINLAND			332	76	
327 FRANCE	3326	2815	20611	7680	
335 GERMANY W	16196	4544	183061	49489	
344 ITALY			29886	15816	
347 JAPAN			2285	814	
354 NETHRLNDS	84624	15345	496257	96195	
360 ISRAEL			18066	3621	
365 POLAND			22064	2278	
376 SWITZRLND			832	524	
389 IRELAND			12435	2176	
400 U STATES	188144	50476	1616417	425313	
	1332959	288090	11883089	2504935	
GLUCOSE AND SYRUP CORN SYRUP	CWT				251
100 U KINGDOM	195	1228	766	4815	
354 NETHRLNDS			139	1117	
400 U STATES	4917	40187	69150	544539	
	5112	41415	70053	550471	

IMPORTS INTO CANADA FOR CONSUMPTION

Articles and Countries from which Imported	MONTH OF SEPTEMBER 1955		NINE MONTHS ENDED SEPTEMBER 1955		Class Number
	Quantities	Values (\$)	Quantities	Values (\$)	
MOLASSES OF CANE NOP	GAL				252
100 U KINGDOM			758	549	
223 BARBADOS			473655	24122	
316 CUBA			568653	91327	
332 FR W IND			659347	56790	
383 HAWAII			27316	3777	
384 P RICO			505972	49622	
393 TAIWAN			6414	840	
400 U STATES	110696	18087	1228928	200916	
	110696	18087	3471043	427943	
LIQUID OR INVERT SUGAR	CWT				254
100 U KINGDOM	320	1673	835	4389	
400 U STATES	59	422	399	3501	
	379	2095	1234	7890	
MOLASSES FOR HUMAN CONSUMPTION	GAL				255
221 B GUIANA			1992480	155663	
223 BARBADOS	65564	47071	3266112	1519631	
224 JAMAICA			1568000	149450	
225 TRINIDAD			86528	7788	
228 LEEW WIND			27749	1696	
316 CUBA			876329	321937	
400 U STATES	510	663	510	663	
	66074	47734	7817708	2156828	
SYRUPS OF CANE OR BEET NOP	GAL				256
100 U KINGDOM	1503	1636	24710	25296	
327 FRANCE			180	413	
400 U STATES	8472	1621	26226	20329	
	9975	3257	51116	46038	
SUGAR RAW IMPORTED BY REFINERS	CWT				262
203 B E AFR	427719	1690341	881678	3489909	
207 UN SO AFR			86243	355379	
221 B GUIANA	347275	1383912	1069828	4214549	
223 BARBADOS			1420948	5761307	
224 JAMAICA	78429	307320	1608442	6322226	
225 TRINIDAD			362928	1395350	
228 LEEW WIND			560262	2226518	
234 AUSTRALIA	825998	3022326	1210289	4365590	
235 FIJI	188159	869293	738056	3296005	
316 CUBA			1213493	4018320	
320 DOM REP			253176	799983	
	1867580	7273192	9405343	36245136	
SUGAR RAW N O P	CWT				263
221 B GUIANA	14803	61396	74836	303301	
223 BARBADOS	117	525	602	2706	
224 JAMAICA	7602	31391	116322	469213	
225 TRINIDAD			15	63	
	22522	93312	191775	775283	
SUGAR REFINED	CWT				264
100 U KINGDOM			54	449	
352 MEXICO	9480	45179	46406	209078	
400 U STATES	16	150	970	8781	
	9496	45329	47430	218308	
SUGAR AND SYRUP MAPLE	LB				265
400 U STATES			30820	12962	
			30820	12962	
COCOA BEANS NOT ROASTED	CWT				271
100 U KINGDOM			2748	98899	
210 G COAST	2228	72804	29346	1355325	
211 NIGERIA			14415	627219	
217 CEYLON	896	24682	3920	135551	
224 JAMAICA	2462	78254	13129	486730	
225 TRINIDAD	1700	55527	20720	790765	
228 LEEW WIND			90	3825	
309 BRAZIL	3961	160117	11111	474865	
321 ECUADOR			4175	159839	
328 FR AFRICA			7377	315297	
354 NETHRLNDS			331	11917	
361 PANAMA			576	23940	
387 VENEZUELA	331	10854	3291	119225	
400 U STATES	776	24920	110384	5032751	
	12354	427158	221613	9636148	
COCOA BUTTER	LB				273
100 U KINGDOM			442074	407442	
224 JAMAICA			2240	1365	
225 TRINIDAD			1400	660	
309 BRAZIL			653865	515659	
316 CUBA			8025	3919	
327 FRANCE	61728	35248	331349	228941	
344 ITALY			88184	83855	
354 NETHRLNDS	105748	60191	529640	372154	
400 U STATES	147392	90707	1217654	862921	
	314868	186146	3274431	2476916	
COCOA PASTE NOT SWEETENED	LB				274
100 U KINGDOM			324048	148502	
309 BRAZIL	160958	51535	655835	228304	
328 FR AFRICA			15521	4892	
335 GERMANY W			11200	4995	
354 NETHRLNDS	173310	65281	1043827	418615	
372 SPAIN			87964	25129	
374 SPAN AFR			39575	15857	
400 U STATES	1543	412	108611	39359	
	335811	117228	2286581	885653	
COCOA PASTE SWEETENED	LB				275
100 U KINGDOM	560	376	37360	17844	
354 NETHRLNDS			4255	1429	
360 ISRAEL	10944	4706	10944	4706	

IMPORTS INTO CANADA FOR CONSUMPTION

Articles and Countries from which Imported	MONTH OF SEPTEMBER 1955		NINE MONTHS ENDED SEPTEMBER 1955		Class Number	
	Quantities	Values (\$)	Quantities	Values (\$)		
400 U STATES	98600	36148	209545	86900	276	
COCOA OR CHOCOLATE POWDER	110104	41230	262104	110879		
100 U KINGDOM	LB 2500	947	156683	67420	277	
306 BELGIUM			5600	2179		
318 DENMARK			220	64		
327 FRANCE			33068	11585		
344 ITALY	6600	1490	32604	6987		
354 NETHRLNDS	138659	49381	1646523	605247		
400 U STATES	255074	116472	4214015	1507103		
COCOA AND CHOCOLATE PREPS NOP	402833	168290	6088713	2200585		
100 U KINGDOM	LB 36277	9312	263963	94578		282
306 BELGIUM			4627	2091		
318 DENMARK			1889	643		
328 FR AFRICA			6688	2223		
335 GERMANY W	771	594	8620	3979		
354 NETHRLNDS	5716	1548	46738	13482		
376 SWITZRLND			311	311		
389 IRELAND	13400	2224	27400	8116		
400 U STATES	75068	13989	477440	104315		
CHICORY	131232	27667	837676	229738		
306 BELGIUM	LB		56164	4875	283	
327 FRANCE			5550	447		
335 GERMANY W			1102	250		
354 NETHRLNDS	2800	191	109424	7910		
400 U STATES	8083	2837	66181	22678		
COFFEE GREEN	10883	3028	238421	36160		
100 U KINGDOM	LB 36965	13636	244158	120250		286
202 ADEN	4409	2400	38809	25122		
203 B E AFR	419872	138247	6282929	2868983		
224 JAMAICA			217691	117821		
225 TRINIDAD	43529	15462	304897	118937		
303 ARABIA			5280	3152		
307 BEL CONGO	66005	25283	281540	160907		
309 BRAZIL	3280251	1664405	26049993	14189708		
314 COLOMBIA	3337219	2075102	21745388	13274728		
315 C RICA	22730	13310	1605800	1006329		
320 DOM REP			723405	346384		
321 ECUADOR	188481	92746	633351	329507		
323 EL SALVD	150716	57817	4442252	2224383		
325 ETHIOPIA	33157	16165	103695	45942		
328 FR AFRICA			28547	15744		
337 GUATEMALA			3159619	1469508		
338 HAITI			354995	168520		
339 HONDURAS			82969	43781		
352 MEXICO	232644	117413	4547531	2251505		
358 NICARAGUA			476189	252346		
363 PERU	127429	74573	278832	145272		
383 HAWAII			52520	32120		
387 VENEZUELA	15908	10034	412448	236211		
400 U STATES	708376	394771	1945637	1056624		
COFFEE AND SUBSTITUTES N O P	8667691	4711364	74018475	40503784		
100 U KINGDOM	LB		2052	1171	287	
224 JAMAICA	2200	926	90700	47419		
344 ITALY	216	557	216	557		
352 MEXICO	39981	14504	462449	218995		
400 U STATES	181114	131601	1163538	781733		
COFFEE EXTRACT OF N O P	223511	147588	1718955	1049875		
100 U KINGDOM	LB 6407	2655	164598	67934	291	
335 GERMANY W			2205	427		
400 U STATES	143731	443265	857465	1938748		
CLOVES UNGROUND	150138	445920	1024268	2007109		
100 U KINGDOM	LB 99	70	5358	2399	292	
203 B E AFR			85260	29972		
218 MALAYA			718	742		
400 U STATES	7888	2800	9933	3854		
GINGER UNGROUND	7987	2870	101269	36967		
100 U KINGDOM	LB 5498	1815	366235	19308	293	
212 S LEONE			26300	7517		
215 INDIA			20160	5213		
224 JAMAICA			136385	50898		
231 HONG KONG	6960	816	52420	6001		
235 FIJI			2074	136		
316 CUBA			370	57		
347 JAPAN			4505	1267		
400 U STATES	200	50	8940	2895		
MUSTARD GROUND	12658	2681	617389	93292		
100 U KINGDOM	LB 4080	1590	411847	127913	294	
400 U STATES	22135	4467	143597	38331		
NUTMEGS AND MACE UNGROUND	26215	6057	555444	166244		
100 U KINGDOM	LB		7698	2508	295	
225 TRINIDAD			6000	1908		
228 LEEW WIND	16365	7973	194087	81041		
400 U STATES	33700	5338	33700	5338		
NUTMEGS AND MACE GROUND	50065	13311	241485	90795		
400 U STATES	LB 615	666	939	981		
	615	666	939	981		

IMPORTS INTO CANADA FOR CONSUMPTION

Articles and Countries from which Imported		MONTH OF SEPTEMBER 1955		NINE MONTHS ENDED SEPTEMBER 1955		Class Number
		Quantities	Values (\$)	Quantities	Values (\$)	
PEPPER UNGROUND		LB				296
100	U KINGDOM	8894	4039	99224	41485	
203	B E AFR			17394	9006	
211	NIGERIA	2240	484	11759	2803	
215	INDIA	61735	23861	1262765	450110	
217	CEYLON			10080	2889	
218	MALAYA	153550	62014	487903	206258	
219	BEL OTHER			102030	45079	
347	JAPAN			23000	6151	
352	MEXICO			2400	1006	
355	INDONESIA	4480	2296	17690	9130	
400	U STATES	10600	4560	36210	16228	
		241499	97254	2070455	790145	
SPICES N O P UNGROUND		LB				297
100	U KINGDOM	1623	665	55669	28270	
203	B E AFR			6802	443	
217	CEYLON			7070	5228	
224	JAMAICA	12320	9012	52945	30370	
231	HONG KONG	58463	4428	498068	50776	
313	CHINA			28000	2675	
328	FR AFRICA			4125	553	
329	FR E IND			4519	1398	
352	MEXICO			8845	6044	
354	NETHRLNDS			51235	6842	
355	INDONESIA			65319	7329	
400	U STATES	2499	1694	54379	12890	
		74905	15799	836976	152818	
GINGER AND SPICES NOP GROUND		LB				298
100	U KINGDOM	123	227	8515	4870	
215	INDIA			11920	2599	
231	HONG KONG	160	50	840	367	
335	GERMANY W	128	100	759	352	
352	MEXICO			645	460	
354	NETHRLNDS	331	195	1197	737	
372	SPAIN	6820	1967	326301	86754	
388	YUGO SLAV			770	280	
400	U STATES	51031	19976	197873	82062	
		58593	22515	548820	178481	
TONQUIN BEANS CRUDE		LB				299
309	BRAZIL			2530	2066	
				2530	2066	
VANILLA BEANS CRUDE		LB				300
228	LEEW WIND			1344	12104	
327	FRANCE			126	883	
333	MADAGASCAR			1171	11370	
335	GERMANY W			44	478	
352	MEXICO	17	129	1742	16327	
400	U STATES	4348	26073	19471	164424	
		4365	26202	23898	205586	
SEEDS AROMATIC CRUDE UNGROUND		LB				301
100	U KINGDOM			2581	360	
215	INDIA	8960	660	15876	4255	
217	CEYLON			300	459	
231	HONG KONG	5600	710	8940	1216	
306	BELGIUM			3364	253	
327	FRANCE			3306	385	
328	FR AFRICA			11989	810	
335	GERMANY W			1098	103	
337	GUATEMALA	200	436	1478	2939	
352	MEXICO			7206	1551	
353	MOROCCO			150214	9416	
354	NETHRLNDS	66011	10232	147731	24647	
372	SPAIN			6615	1495	
388	YUGO SLAV			13361	932	
400	U STATES	6241	643	48567	9910	
		87012	12681	422626	58731	
TEA BLACK		LB				319
100	U KINGDOM	241038	130581	2290526	1683810	
203	B E AFR	128496	80862	1168958	784352	
205	RHOD NYAS			64033	49157	
215	INDIA	2187143	1197204	14900197	10089517	
217	CEYLON	1716754	788542	12505735	6885514	
218	MALAYA			34464	21804	
231	HONG KONG	6903	4438	63402	37943	
307	BEL CONGO			16512	7761	
313	CHINA			18766	9468	
347	JAPAN	34970	10099	275222	113980	
354	NETHRLNDS	782	1058	49696	41091	
355	INDONESIA			138799	97021	
393	TAIWAN	20000	6701	151972	80516	
400	U STATES	2629	2231	56779	35919	
		4358715	2221716	31735061	19937853	
TEA GREEN		LB				320
100	U KINGDOM			36417	27543	
231	HONG KONG	1693	1393	14579	9429	
347	JAPAN	40524	13073	381779	146484	
400	U STATES			6356	2963	
		42217	14466	439131	186419	
VINEGAR		GAL				341
100	U KINGDOM	203	559	241	633	
231	HONG KONG			112	83	
327	FRANCE	427	619	1810	2590	
344	ITALY			624	1193	
347	JAPAN			60	61	
354	NETHRLNDS			33	56	
366	PORTUGAL			2057	766	

IMPORTS INTO CANADA FOR CONSUMPTION

Articles and Countries from which Imported	MONTH OF SEPTEMBER 1955		NINE MONTHS ENDED SEPTEMBER 1955		Class Number
	Quantities	Values (\$)	Quantities	Values (\$)	
400 U STATES	10267	2122	38530	11411	
YEAST IN CAKES AND PACKAGES	10897	3300	43467	16793	
LB					352
344 ITALY	477	174	477	174	
400 U STATES	800	476	2612	2274	
YEAST IN BULK	1277	650	3089	2448	
LB					353
400 U STATES	1480	660	12869	5415	
HOPS	1480	660	12869	5415	
LB					362
100 U KINGDOM			10427	7470	
335 GERMANY W			28105	22147	
388 YUGO SLAV			20044	14393	
400 U STATES	6572	3188	879323	460551	
LIQUORICE UNSWEETENED	6572	3188	937899	504561	
LB					364
400 U STATES	86172	18313	565708	113268	
WALT SYRUP AND EXTRACTS	86172	18313	565708	113268	
LB					365
100 U KINGDOM	32650	6791	374052	64738	
400 U STATES	91365	16257	935514	171391	
ESSENCES EXTRACTS N O P	124015	23048	1309566	236129	
GAL					367
100 U KINGDOM			502	4838	
327 FRANCE			28	318	
335 GERMANY W			13	984	
354 NETHRLNDS			7	223	
400 U STATES	142	2587	1113	36427	
FOODSTUFFS TAR 18A 19 140A 206	142	2587	1663	42790	
400 U STATES		1166		6361	
POTATOES FRENCH FRIED FROZEN		1166		6361	
LB					380
400 U STATES	66274	13556	610102	112915	
POTATO CHIPS NOT FROZEN	66274	13556	610102	112915	
LB					381
400 U STATES	196774	76467	2200356	816073	
VEGETABLE FOOD PRODUCTS N O P	196774	76467	2200356	816073	
100 U KINGDOM		9185		196759	
231 HONG KONC		3817		24100	
306 BELGIUM				2948	
318 DENMARK				900	
327 FRANCE				548	
335 GERMANY W		849		2165	
347 JAPAN		737		2472	
354 NETHRLNDS		6869		13304	
376 SWITZRLND				853	
400 U STATES		120160		1059721	
		141617		1303770	
					390

IMPORTS INTO CANADA FOR CONSUMPTION

Articles and Countries from which Imported	MONTH OF SEPTEMBER 1955		NINE MONTHS ENDED SEPTEMBER 1955		Class Number
	Quantities	Values (\$)	Quantities	Values (\$)	
GROUP 1					
AGRICULTURAL PRODUCTS					
B OTHER THAN FOOD					
ALE BEER PORTER AND STOUT	GAL				1501
100 U KINGDOM	21565	27291	161062	201399	
316 CUBA			198	214	
317 CZECHO S			640	349	
318 DENMARK	800	821	1400	1299	
335 GERMANY W	980	1400	4189	5543	
347 JAPAN	112	312	1028	2880	
354 NETHRLNDS			1000	811	
389 IRELAND			300	339	
400 U STATES			100	76	
	23457	29824	169917	212910	
BRANDY	P GAL				1511
100 U KINGDOM	84	594	1094	9915	
207 UN SO AFR	10378	29745	60468	170689	
232 MALTA	522	2451	2224	10270	
234 AUSTRALIA	5019	16329	41175	129696	
327 FRANCE	15624	128880	103048	835107	
335 GERMANY W			35	829	
336 GREECE			670	5947	
344 ITALY	19	149	462	3278	
360 ISRAEL			172	2747	
366 PORTUGAL	1958	7515	11437	48450	
372 SPAIN			1751	10740	
388 YUGO SLAV			298	2058	
400 U STATES			5516	73445	
	33604	185663	228350	1303171	
CORDIALS AND LIQUEURS N O P	P GAL				1512
100 U KINGDOM	850	10863	8465	109830	
225 TRINIDAO	9	174	486	9170	
231 HONG KONG			73	1512	
232 MALTA	33	127	33	127	
234 AUSTRALIA			170	1499	
313 CHINA	24	582	303	6836	
317 CZECHO S			6	283	
318 DENMARK	245	4092	2460	41102	
327 FRANCE	2651	29599	18585	207913	
344 ITALY	50	455	170	1599	
352 MEXICO			22	482	
354 NETHRLNDS	942	9872	8168	79681	
359 NORWAY	51	254	506	2511	
375 SWEDEN	73	416	239	1157	
376 SWITZRLND			68	1190	
384 P RICO			1041	5396	
388 YUGO SLAV	105	734	167	1170	
400 U STATES			27	403	
	5033	57168	40989	471861	
GIN	P GAL				1513
100 U KINGDOM	11220	57632	74712	385693	
354 NETHRLNDS	710	2912	4946	17651	
	11930	60544	79658	403344	
RUM	P GAL				1514
100 U KINGDOM	23527	103694	251472	894106	
221 B GUIANA	27924	41970	201112	287061	
223 BARBADOS	17286	34534	63952	185857	
224 JAMAICA	11219	33242	87595	222035	
225 TRINIOAO	8511	34354	50063	214739	
228 LEEW WIND			56	183	
234 AUSTRALIA			34	55	
316 CUBA	493	6171	5370	57414	
327 FRANCE	140	1060	488	3656	
384 P RICO	9184	68365	35482	262202	
400 U STATES			8702	14477	
	98284	323390	704326	2141785	
WHISKY	P GAL				1515
100 U KINGDOM	62162	499324	510633	4052689	
234 AUSTRALIA			7	54	
304 ARGENTINA			30729	64900	
389 IRELAND	35	271	70	537	
400 U STATES	178845	292157	939872	1759382	
	241042	791752	1481311	5877562	
ABSINTHE ALCOHOLIC LIQUORS NOP	P GAL				1516
100 U KINGDOM	1305	8124	11757	73218	
327 FRANCE			91	720	
365 POLANO			21	104	
	1305	8124	11869	74042	
WINES NON SPARKLING	GAL				1530
100 U KINGDOM	7025	33360	47515	238024	
207 UN SO AFR	18485	29987	123939	203771	
231 HONG KONG			104	953	
232 MALTA	905	1468	5222	8180	
234 AUSTRALIA	18710	38710	179875	375276	
327 FRANCE	22644	78690	190672	654356	
328 FR AFRICA	485	602	22881	32278	
335 GERMANY W	859	4398	9994	47904	
336 GREECE	2287	2392	16995	18783	
344 ITALY	8696	27033	92080	285192	
347 JAPAN			100	289	

IMPORTS INTO CANADA FOR CONSUMPTION

Articles and Countries from which Imported			MONTH OF SEPTEMBER 1955		NINE MONTHS ENDED SEPTEMBER 1955		Class Number
			Quantities	Values (\$)	Quantities	Values (\$)	
	354	NETHERLANDS			236	549	
	360	ISRAEL	199	884	892	3828	
	366	PORTUGAL	19777	28744	114651	201355	
	367	AZORES			1072	4014	
	372	SPAIN	4033	13820	40957	130145	
	376	SWITZERLAND	347	1319	2233	8719	
	388	YUGOSLAVIA			114	310	
	389	IRELAND	279	1460	3106	15830	
	400	U STATES	1245	3958	24664	63064	
WINES SPARKLING			105976	266825	877302	2292820	1560
			GAL				
	100	U KINGDOM			55	633	
	207	UN SO AFR	40	190	40	190	
	234	AUSTRALIA			184	1061	
	306	BELGIUM			434	5612	
	327	FRANCE	2756	35507	17552	211737	
	335	GERMANY W	45	391	489	2833	
	344	ITALY	120	586	1560	7309	
	366	PORTUGAL			223	2367	
	400	U STATES			74	570	
GUMS AMBER AND ARABIC			2961	36674	20611	232312	1571
			LB				
	100	U KINGDOM	24316	4289	91362	15488	
	214	A E SUDAN	28576	4353	395077	60160	
	400	U STATES	34206	8982	307767	83436	
GUMS AUSTRAL COPAL DAMAR ETC			87098	17624	794206	159084	1572
			CWT				
	100	U KINGDOM			914	12580	
	218	MALAYA	1235	6505	4985	27829	
	219	BEI OTHER			224	885	
	234	AUSTRALIA			6	2325	
	236	NEW ZEAL			129	2576	
	347	JAPAN	2	208	2	208	
	355	INDONESIA			168	4233	
	364	PHIL			41	1026	
	376	SWITZERLAND			135	2997	
	400	U STATES	84	1594	1501	44059	
GUMS BARBERRY ELEMENT GEDDA ETC			1321	8307	8105	98718	1573
			CWT				
	100	U KINGDOM			56	3633	
	232	MALTA	44	1152	44	1152	
	342	IRAN			9	612	
	344	ITALY			453	10166	
	347	JAPAN			2	221	
	372	SPAIN			10	230	
	376	SWITZERLAND	31	1092	96	4432	
	400	U STATES	246	17927	3403	160568	
BURGUNDY PITCH			321	20171	4073	181014	1575
			LB				
	400	U STATES	8535	995	165219	16193	
CHICLE OR SAPPATO GUM CRUDE			8535	995	165219	16193	1576
			LB				
	352	MEXICO			65297	70106	
	400	U STATES	66825	32114	415428	196910	
SHELLAC BLEACHED			66825	32114	480725	267016	1577
			CWT				
	100	U KINGDOM			58	2947	
	215	INDIA	371	12506	379	12940	
	335	GERMANY W			40	1903	
	400	U STATES	79	4438	1705	100625	
DRAGONS BLOOD			450	16944	2182	118415	1578
			LB				
	100	U KINGDOM			252	441	
	400	U STATES			20	59	
LAC CRUDE SEED STICK AND SHELL					272	500	1579
			CWT				
	100	U KINGDOM	2	84	282	14579	
	215	INDIA	164	6283	3061	139450	
	371	THAILAND			11180	327376	
	400	U STATES	641	22732	5450	208791	
RESIN OR ROSIN			807	29099	19973	690196	1580
			CWT				
	400	U STATES	22689	152472	212922	1406160	
ROSIN SIZING			22689	152472	212922	1406160	1581
			CWT				
	400	U STATES	9121	26333	87425	950888	
WAX SEALING			9121	26333	87425	950888	1582
	100	U KINGDOM				1660	
	400	U STATES		699		4398	
GUMS AND BLENDS N O P				699		6058	1583
			LB				
	100	U KINGDOM	40000	9729	168952	51328	
	207	UN SO AFR	25625	7682	25625	7682	
	354	NETHERLANDS			4161	1214	
	400	U STATES	125792	49550	1481910	545211	
TALL DIL AND TALL OIL PITCH			191417	66961	1680648	605435	1584
			CWT				
	400	U STATES	8313	37652	45095	228083	
COTTON SEED CAKE AND MEAL			8313	37652	45095	228083	1591
	400	U STATES			17294	55946	
LINSEED OIL CAKE AND MEAL					17294	55946	1592
			CWT				
	400	U STATES	19021	55911	174780	579930	
			19021	55911	174780	579930	

IMPORTS INTO CANADA FOR CONSUMPTION

Articles and Countries from which Imported	MONTH OF SEPTEMBER 1955		NINE MONTHS ENDED SEPTEMBER 1955		Class Number
	Quantities	Values (\$)	Quantities	Values (\$)	
PALM NUT CAKE AND MEAL	CWT				1593
SOYA BEAN OIL CAKE AND MEAL	CWT				1594
231 HONG KONG			40	825	
400 U STATES	265204	748178	1162949	3417918	
	265204	748178	1162989	3418743	
SOYA BEAN FLOUR	CWT				1595
335 GERMANY W	44	572	220	2857	
400 U STATES	3915	34944	29074	215528	
	3959	35516	29294	218385	
PEANUT OIL CAKE AND MEAL	CWT				1596
CASTOR OIL NOT EDIBLE	CWT				1601
100 U KINGDOM	44	751	44	751	
215 INDIA			667	8201	
309 BRAZIL	4409	48445	43425	525584	
400 U STATES	1492	22607	8849	139613	
	5945	71803	52985	674149	
CHINAWOOD OIL NOT EDIBLE	CWT				1602
100 U KINGDOM	2492	58875	3053	72342	
304 ARGENTINA	9240	210329	17705	403216	
313 CHINA	419	8448	2264	41407	
354 NETHRLNDS			815	20683	
400 U STATES	745	18754	8935	209158	
	12896	296406	32772	746806	
COCOANUT OIL NOT EDIBLE	CWT				1603
100 U KINGDOM	224	2246	1053	10517	
217 CEYLON	21143	211371	213215	2145893	
400 U STATES			1880	23757	
	21367	213617	216148	2180167	
COTTON SEED OIL NOT EDIBLE	CWT				1605
400 U STATES	7800	89256	174664	2230830	
	7800	89256	174664	2230830	
ESSENTIAL OIL N O P	LB				1606
100 U KINGDOM	24577	15573	125979	97029	
215 INOIA			1120	1917	
224 JAMAICA	499	1267	499	1267	
228 LEEW WIND			910	4292	
231 HONG KONG			10500	24413	
234 AUSTRALIA	112	583	392	2010	
306 BELGIUM			4310	8665	
309 BRAZIL	1455	1066	1917	1749	
318 DENMARK			1	335	
327 FRANCE	1356	7098	7256	43768	
335 GERMANY W	2285	1788	18713	12851	
338 HAITI			1266	4722	
344 ITALY			1702	15878	
352 MEXICO			885	2924	
354 NETHRLNOS	1479	2261	10623	11327	
362 PARAGUAY			25	79	
372 SPAIN	800	1465	7670	12257	
376 SWITZRLND	332	3517	12856	34927	
400 U STATES	71787	261990	563824	1977409	
	104682	296608	770448	2257819	
EUCALYPTUS OIL	LB				1607
234 AUSTRALIA	2528	2919	3382	3823	
366 PORTUGAL			3234	2542	
400 U STATES			2658	1674	
	2528	2919	9274	8039	
FLAXSEED OR LINSEED OIL	CWT				1608
100 U KINGDOM			20	300	
400 U STATES			782	16813	
			802	17113	
FOOTS OF COTTON SEED OR OLIVES	CWT				1609
400 U STATES	597	8496	3015	40023	
	597	8496	3015	40023	
OLIVE OIL FOR MANUFACTURING	CWT				1610
400 U STATES			471	11141	
			471	11141	
PALM AND PALM KERNEL OIL	CWT				1611
100 U KINGDOM	4000	49466	54345	617743	
211 NIGERIA			19072	185800	
218 MALAYA	5634	56206	72585	674149	
306 BELGIUM			450	4007	
307 BEL CONGO	12537	127129	111635	1082221	
354 NETHRLNDS	645	10073	1985	34062	
355 INDONESIA			70780	641081	
400 U STATES	598	6749	7617	90037	
	23414	249623	338469	3329100	
PEANUT OIL	CWT				1613
100 U KINGDOM			45440	591428	
215 INOIA			107269	1137515	
400 U STATES			1526	21328	
			154235	1750271	
PEPPERMINT OIL	LB				1614
100 U KINGDOM			1503	8022	
234 AUSTRALIA			224	896	
347 JAPAN			300	1555	
400 U STATES	1525	11286	33726	230946	
	1525	11286	35753	241419	
PERILLA OIL	CWT				1615
RESIN OIL	CWT				1617
100 U KINGDOM			416	5021	
400 U STATES	439	2949	4354	29522	
	439	2949	4770	34543	

IMPORTS INTO CANADA FOR CONSUMPTION

Articles and Countries from which Imported	MONTH OF SEPTEMBER 1955		NINE MONTHS ENDED SEPTEMBER 1955		Class Number
	Quantities	Values (\$)	Quantities	Values (\$)	
SESAME SEED OIL	CWT				1618
231 HONG KONG	12	335	51	2120	
400 U STATES	4	160	118	3833	
	16	495	169	5953	
SOYA BEAN OIL FOR MANUFACTURE	CWT				1619
400 U STATES	6397	73728	72428	919341	
	6397	73728	72428	919341	
VEGETABLE OIL N O P NOT EDIBLE	CWT				1620
100 U KINGDOM			54	1491	
354 NETHRLNDS			100	1989	
400 U STATES	9554	129067	113139	1677473	
	9554	129067	113293	1680953	
RAPE SEED OIL	CWT				1621
100 U KINGDOM	40	1074	240	6094	
354 NETHRLNDS			21	340	
	40	1074	261	6434	
CASHEW NUT SHELL OIL	CWT				1622
400 U STATES	209	5067	1220	27176	
	209	5067	1220	27176	
COCOA OIL	CWT				1623
309 BRAZIL			1682	21015	
400 U STATES	22	354	190	3011	
	22	354	1872	24026	
SUNFLOWER SEED OIL	CWT				1624
VEGETABLE OILS FOR TEXTILES	CWT				1625
100 U KINGDOM			45	618	
376 SWITZRLND			57	6510	
400 U STATES	2212	38753	15023	296690	
	2212	38753	15125	303818	
LEMON OIL AND ORANGE OIL	LB				1626
100 U KINGDOM	55	254	3684	10003	
215 INDIA			1120	2983	
224 JAMAICA			6950	7025	
228 LEEW WIND			70	210	
306 BELGIUM			463	378	
335 GERMANY W	22	121	2069	6592	
344 ITALY			4608	25218	
352 MEXICO			1915	5417	
354 NETHRLNDS	3120	10573	6100	21975	
376 SWITZRLND			191	4956	
400 U STATES	5266	17784	88238	218360	
	8463	28732	115408	303117	
SPEARMINT OIL	LB				1627
400 U STATES	255	1333	20306	106462	
	255	1333	20306	106462	
ROSE BUSHES NOP	NO				1646
100 U KINGDOM			14409	6250	
306 BELGIUM			5360	949	
318 DENMARK			30542	4644	
327 FRANCE			1400	268	
335 GERMANY W			2175	370	
354 NETHRLNDS			477505	88356	
400 U STATES			354901	135335	
			886292	236172	
BUSHES ROOTS AND VINES N O P	NO				1647
327 FRANCE			5824	358	
354 NETHRLNDS			7938	532	
400 U STATES			858287	33253	
			872049	34143	
APPLE TREES N O P	NO				1651
100 U KINGDOM			1450	141	
327 FRANCE			500	150	
354 NETHRLNDS			4100	1524	
400 U STATES			37730	23064	
			43780	24879	
PEACH TREES AND JUNE BUDS NOP	NO				1653
400 U STATES			21555	12355	
			21555	12355	
FRUIT TREES N O P	NO				1657
100 U KINGDOM			900	86	
354 NETHRLNDS			2190	714	
400 U STATES			19914	13609	
			23004	14409	
AZALEAS RHODODENDRONS ETC					1662
100 U KINGDOM		233		3988	
207 UN SO AFR				816	
231 HONG KONG		1662		3036	
234 AUSTRALIA				623	
306 BELGIUM		30495		52596	
309 BRAZIL				140	
321 ECUADOR				101	
327 FRANCE		7023		7621	
334 ST PIERRE		3906		3906	
335 GERMANY W				2547	
344 ITALY		1754		1754	
347 JAPAN		357		1710	
354 NETHRLNDS		358283		460250	
400 U STATES		55571		388465	
		459284		927553	
PALMS FERNS FICUS CANNAS ETC					1663
100 U KINGDOM				634	
306 BELGIUM		382		4282	
335 GERMANY W				281	
347 JAPAN				227	
354 NETHRLNDS		72		13770	

IMPORTS INTO CANADA FOR CONSUMPTION

Articles and Countries from which Imported	MONTH OF SEPTEMBER 1955		NINE MONTHS ENDED SEPTEMBER 1955		Class Number	
	Quantities	Values (\$)	Quantities	Values (\$)		
400 U STATES		3301		14410	1664	
TULIP BULBS		3755		33604		
306 BELGIUM		943		943		
318 DENMARK		6425		6425		
347 JAPAN		7568		10621		
354 NETHRLNDS		379595		411180		
400 U STATES		5636		6998		
GLADIOLI BULBS		400167		436167	1665	
335 GERMANY W				620		
347 JAPAN				882		
354 NETHRLNDS				51650		
400 U STATES				12995		
FLOWERS AND FOLIAGE CUT				66147	1666	
100 U KINGDOM		51		132		
220 BERMUDA				881		
225 TRINIDAD				96		
327 FRANCE		270		832		
335 GERMANY W				152		
344 ITALY		1978		7801		
347 JAPAN				321		
354 NETHRLNDS		8532		10773		
383 HAWAII				527		
400 U STATES		58994		872145		
TREES SEEDLING STOCK		69825		893660		
100 U KINGDOM				3067		1668
306 BELGIUM				1835		
318 DENMARK				42		
327 FRANCE				8513		
335 GERMANY W				93		
354 NETHRLNDS				21127		
400 U STATES				19921		
FLORIST OR NURSERY STOCK N O P				54598		
100 U KINGDOM				977	1669	
231 HONG KONG		422		422		
236 NEW ZEAL		287		287		
306 BELGIUM				4132		
318 DENMARK				1883		
327 FRANCE		612		2208		
335 GERMANY W				6152		
347 JAPAN				402		
354 NETHRLNDS		2100		420171		
400 U STATES		24443		385616		
LATEX NATURAL OR SYNTHETIC		27864		822250		
100 U KINGDOM	LB				1680	
218 MALAYA	1342	393	1342	393		
335 GERMANY W	80360	28397	481213	152096		
400 U STATES			250	133		
BALATA CRUDE				4123143		
309 BRAZIL	LB				1681	
400 U STATES			2485	893		
GUTTA PERCHA UNMANUFACTURED			10309	15064		
100 U KINGDOM	LB				1682	
400 U STATES			12794	15957		
RUBBER CRUDE CAOUTCHOUC						
100 U KINGDOM	LB				1683	
211 NIGERIA	44800	14802	163086	56235		
217 CEYLON	512240	167013	44800	14802		
218 MALAYA	6657516	2304954	5871750	1612676		
219 BEL OTHER			60399387	17336068		
329 F R E IND	198240	80839	22403	7233		
355 INDONESIA	22143	7470	307991	110298		
371 THAILAND	11000	3909	123859	36449		
400 U STATES	993643	417143	11000	3909		
COMB BLANKS OF HARD RUBBER			4557808	1507580		
305 AUSTRIA			71502084	20685250		1684
400 U STATES						
RUBBER POWDERED WASTE OR JUNK						
100 U KINGDOM	CWT				1687	
218 MALAYA	169	7255	3060	21688		
400 U STATES	112	3618	336	11315		
RUBBER RECOVERED						
100 U KINGDOM					1688	
400 U STATES	1961	20232	28578	220680		
RUBBER SUBSTITUTE OR SYNTHETIC						
335 GERMANY W					1689	
400 U STATES	2242	31105	31974	253683		
RUBBER THREAD NOT COVERED						
100 U KINGDOM	CWT				1690	
400 U STATES	1336	10351	7390	59851		
HARD RUBBER STRIP SHEET ROD						
100 U KINGDOM					1691	
400 U STATES	17680	162530	174928	1567928		
RUBBER SUBSTITUTE OR SYNTHETIC						
335 GERMANY W					1689	
400 U STATES	19016	172881	182318	1627779		
RUBBER THREAD NOT COVERED						
100 U KINGDOM					1690	
400 U STATES	8	384	3945	64860		
HARD RUBBER STRIP SHEET ROD						
100 U KINGDOM					1691	
400 U STATES	24452	559591	121879	3312094		
RUBBER THREAD NOT COVERED						
100 U KINGDOM					1690	
400 U STATES	24460	559975	125824	3376954		
HARD RUBBER STRIP SHEET ROD						
100 U KINGDOM	LB				1691	
400 U STATES			6663	8759		
HARD RUBBER STRIP SHEET ROD						
100 U KINGDOM					1691	
400 U STATES	18059	29987	106418	174864		
HARD RUBBER STRIP SHEET ROD						
100 U KINGDOM					1691	
400 U STATES	18059	29987	113081	183623		
HARD RUBBER STRIP SHEET ROD						
100 U KINGDOM					1691	
400 U STATES			40991	14220		
HARD RUBBER STRIP SHEET ROD						

IMPORTS INTO CANADA FOR CONSUMPTION

Articles and Countries from which Imported	MONTH OF SEPTEMBER 1955		NINE MONTHS ENDED SEPTEMBER 1955		Class Number
	Quantities	Values (\$)	Quantities	Values (\$)	
335 GERMANY W	368	179	368	179	
400 U STATES	2338	4560	13173	21394	
BATHING SHOES RUBBER	2706	4739	54532	35793	1700
335 GERMANY W			2828	1178	
400 U STATES			6672	3640	
BELTING RUBBER			9500	4818	1701
100 U KINGDOM		218		10600	
327 FRANCE				917	
335 GERMANY W				2735	
354 NETHRLNDS				772	
375 SWEDEN				206	
400 U STATES		40296		266538	
CANVAS SHOES RUBBER SOLES		40514		281768	1702
100 U KINGDOM			115907	56349	
215 INDIA			314893	147824	
231 HONG KONG	30456	17189	1512111	805876	
317 CZECHO S			4390	1958	
335 GERMANY W	395	391	414	469	
344 ITALY			1250	1515	
347 JAPAN			60	69	
354 NETHRLNDS	3720	3843	12745	12466	
400 U STATES	795	1715	13255	16867	
BOOTS AND SHOES RUBBER N O P	35366	23138	1975025	1043393	1703
100 U KINGDOM	80771	117215	465334	624445	
218 MALAYA			618	757	
231 HONG KONG	34818	25508	117828	90304	
317 CZECHO S	12584	13727	136133	137517	
327 FRANCE			3895	12263	
335 GERMANY W			1850	1273	
354 NETHRLNDS			5000	6562	
376 SWITZRLND	8851	19988	16580	36314	
400 U STATES	3432	6613	34821	54556	
CEMENT RUBBER	140456	183051	782059	963991	1704
100 U KINGDOM		244		2417	
335 GERMANY W				3119	
400 U STATES		128242		1025471	
CLOTHING RUBBER N O P				1031007	1705
100 U KINGDOM		2039		32388	
335 GERMANY W				501	
347 JAPAN				197	
359 NORWAY				1833	
400 U STATES		7029		142388	
GLOVES RUBBER		9068		177307	1706
100 U KINGDOM	302	1165	3824	13893	
317 CZECHO S			132	240	
335 GERMANY W			385	673	
354 NETHRLNDS			46	102	
400 U STATES	3329	12857	49271	227253	
GOLF BALLS	3631	14022	53658	242161	1707
100 U KINGDOM			40174	114886	
347 JAPAN			100	270	
400 U STATES	1213	6534	22355	111045	
HEELS RUBBER	1213	6534	62629	226201	1708
100 U KINGDOM	1728	186	4320	503	
335 GERMANY W			800	60	
400 U STATES	108867	13054	836481	102487	
HOSE RUBBER OR RUBBER LINED	110595	13240	841601	103050	1709
100 U KINGDOM		2710		24161	
335 GERMANY W		1982		7543	
375 SWEDEN				505	
400 U STATES		170109		1188863	
WATER BOTTLES RUBBER		174801		1221072	1710
100 U KINGDOM		3491		12242	
305 AUSTRIA		950		1516	
335 GERMANY W		240		8342	
400 U STATES		7477		29645	
MATERIALS FOR SEALING COMPOUND		12158		51745	1711
400 U STATES		15591		108227	
MATS AND MATTING RUBBER		15591		108227	1712
100 U KINGDOM		53		7262	
318 DENMARK				100	
327 FRANCE				2637	
335 GERMANY W		67		1337	
354 NETHRLNDS		1178		32475	
400 U STATES		91875		770149	
PACKING RUBBER		93173		813960	1713
100 U KINGDOM		4266		19922	
335 GERMANY W		570		570	
375 SWEDEN		180		1554	
376 SWITZRLND				251	
400 U STATES		17554		230427	
		22570		252724	

IMPORTS INTO CANADA FOR CONSUMPTION

Articles and Countries from which Imported	MONTH OF SEPTEMBER 1955		NINE MONTHS ENDED SEPTEMBER 1955		Class Number
	Quantities	Values (\$)	Quantities	Values (\$)	
RAINCOATS RUBBER					
400 U STATES	NO		230	1561	1714
			230	1561	
TIRE CASINGS FOR BICYCLES					
100 U KINGDOM	NO	5244	79187	74167	1715
306 BELGIUM		1000	6550	3677	
317 CZECHO S		1000	2000	910	
327 FRANCE		1154	7939	5693	
335 GERMANY W		600	45765	28795	
344 ITALY		20	1227	2568	
354 NETHRLNDS		800	81006	48884	
359 NORWAY			240	287	
375 SWEDEN		1000	7250	5108	
400 U STATES		122	6621	8672	
		10940	9065	237785	1716
TIRE CASINGS N O P					
100 U KINGDOM	NO	1137	6508	86952	1716
327 FRANCE		1006	6018	437724	
335 GERMANY W			22	447	
344 ITALY			5	154	
375 SWEDEN		300	19950	42844	
381 ALASKA		5	5	524	
400 U STATES		38218	337802	4816740	
		40666	370310	5385385	1717
TIRES INNER TUBES N O P					
100 U KINGDOM	NO	56	2014	3421	1717
327 FRANCE		162	2889	13903	
375 SWEDEN		300	20550	11751	
400 U STATES		7952	48504	140528	
		8470	73957	169603	1718
TIRES SOLID AUTOMOBILE					
400 U STATES	NO	185	1127	25339	1718
		185	1127	25339	
TIRES SOLID RUBBER N O P					
100 U KINGDOM				40602	1719
359 NORWAY				168	
400 U STATES				104009	
				18624	1720
MANUFACTURES OF RUBBER N O P					
100 U KINGDOM		11890		202935	1720
218 MALAYA		47707		132352	
234 AUSTRALIA				218	
305 AUSTRIA				2073	
306 BELGIUM				1458	
318 DENMARK		63		1839	
327 FRANCE		372		3328	
335 GERMANY W		3516		40764	
344 ITALY		78		1769	
347 JAPAN		2179		25878	
354 NETHRLNDS		763		3149	
375 SWEDEN		4992		7919	
376 SWITZRLND				491	
400 U STATES		505495		4332429	
		577055		4756602	1721
TIRES INNER TUBES BICYCLE					
100 U KINGDOM	NO	5755	40190	14894	1721
318 DENMARK		4500	7900	2016	
327 FRANCE			3310	1370	
335 GERMANY W		1815	84542	22796	
347 JAPAN			14600	3659	
354 NETHRLNDS		3300	43675	11185	
375 SWEDEN			2900	1038	
400 U STATES			1008	851	
		15370	198125	57809	1722
GASKETS AND WASHERS RUBBER					
100 U KINGDOM		938		4081	1722
327 FRANCE				151	
335 GERMANY W				600	
375 SWEDEN				137	
400 U STATES		96127		827010	
		97065		831979	1723
DRUGGISTS SUNDRIES RUBBER					
100 U KINGDOM		2624		31031	1723
305 AUSTRIA		580		4042	
317 CZECHO S				668	
318 DENMARK				698	
327 FRANCE				1164	
335 GERMANY W		2359		12708	
347 JAPAN				427	
354 NETHRLNDS				323	
375 SWEDEN		352		714	
400 U STATES		54665		573472	
		60580		625247	1724
TIRE REPAIR MATERIAL OF RUBBER					
100 U KINGDOM		1634		14112	1724
327 FRANCE				706	
335 GERMANY W		10246		37187	
400 U STATES		39167		340745	
		51047		392750	1725
NURSING NIPPLES RUBBER					
100 U KINGDOM	GROSS		900	2161	1725
400 U STATES		323	3709	53050	
		123	4609	55211	1726
FLOORING AND TILE OF RUBBER					
100 U KINGDOM	SQ YD		2103	3846	1726
400 U STATES		12197	64494	132395	
		12197	66597	136241	

IMPORTS INTO CANADA FOR CONSUMPTION

Articles and Countries from which Imported	MONTH OF SEPTEMBER 1955		NINE MONTHS ENDED SEPTEMBER 1955		Class Number
	Quantities	Values (\$)	Quantities	Values (\$)	
V BELTS CHIEFLY OF RUBBER					1727
100 U KINGDOM		6194		21941	
317 CZECHOS				3202	
335 GERMANY W				2441	
347 JAPAN		307		3215	
354 NETHRLNOS				1906	
359 NORWAY				83	
375 SWEDEN		87		334	
400 U STATES		50122		588814	
		56710		621936	
SOLES SOLING MATERIALS RUBBER					1728
100 U KINGDOM		2735		26206	
217 CEYLON		3756		9831	
218 MALAYA				19863	
335 GERMANY W				2942	
344 ITALY				496	
400 U STATES		38658		386280	
		45149		445618	
AUTOMOTIVE PARTS OF RUBBER NOP					1729
100 U KINGDOM		321		9775	
327 FRANCE				61	
335 GERMANY W		399		1661	
400 U STATES		102280		1229816	
		103000		1241313	
WEATHERSTRIPPING OF RUBBER					1730
100 U KINGDOM				877	
400 U STATES		87193		1012254	
		87193		1013131	
ANNATTO SEED	LB				1741
400 U STATES			833	100	
			833	100	
SUGAR BEET SEED	LB				1744
335 GERMANY W			60583	28407	
354 NETHRLNDS			220	54	
400 U STATES			147000	40568	
			207803	69029	
SEEDS FOR BLENDING	LB				1746
100 U KINGDOM			3020	442	
215 INDIA			33596	3687	
234 AUSTRALIA	2000	312	126530	11639	
304 ARGENTINA			396841	39157	
306 BELGIUM	4480	335	4480	335	
335 GERMANY W			1100	160	
353 MOROCCO	39529	4394	39529	4394	
354 NETHRLNDS			50615	4516	
400 U STATES		7296	702804	39622	
		53305	1358515	103952	
COTTON SEED	CWT				1747
CLOVER SEED	LB				1750
100 U KINGDOM			280	364	
236 NEW ZEAL	14880	13177	21920	18894	
306 BELGIUM			110	99	
327 FRANCE			49141	28533	
400 U STATES			1926109	900094	
		14880	13177	1997560	947984
FLAX SEED	BUSH				1751
400 U STATES		15531	52816	69217	237305
		15531	52816	69217	237305
BENT GRASS SEED	LB				1753
100 U KINGDOM			2220	193	
236 NEW ZEAL	11908	7701	16247	11165	
400 U STATES		10590	145925	84012	
		22498	12278	164392	95370
GRASS SEED TIMOTHY	LB				1754
400 U STATES			1225561	277774	
			1225561	277774	
GRASS SEED N O P	LB				1755
100 U KINGDOM			387	289	
236 NEW ZEAL	41848	11858	57640	20185	
318 DENMARK	44092	6329	170168	54445	
354 NETHRLNDS			10050	2649	
400 U STATES		269413	1872900	333552	
		355353	65506	2111145	411120
MILLET AND RAPE SEED	LB				1756
100 U KINGDOM			13863	1919	
234 AUSTRALIA	44744	2337	360837	16724	
304 ARGENTINA			110138	3845	
306 BELGIUM	4480	437	4480	437	
327 FRANCE			113504	32215	
335 GERMANY W	2900	265	3260	385	
353 MOROCCO			55502	3896	
354 NETHRLNDS			7000	632	
375 SWEDEN			2204	285	
400 U STATES		35158	434916	23392	
		87282	4555	1105704	83730
MUSHROOM SPAWN					1757
400 U STATES		8243		54753	
		8243		54753	
PEAS AND BEANS SEED	LB				1758
100 U KINGDOM			20300	2430	
			20300	2430	
SEED POTATOES	CWT				1759
400 U STATES			56444	138696	
			56444	138696	

IMPORTS INTO CANADA FOR CONSUMPTION

Articles and Countries from which Imported	MONTH OF SEPTEMBER 1955		NINE MONTHS ENDED SEPTEMBER 1955		Class Number
	Quantities	Values (\$)	Quantities	Values (\$)	
SEEDS 5 DOLLARS OR OVER PER LB					1762
100 U KINGDOM		165		165	
318 DENMARK				595	
335 GERMANY W		768		1342	
347 JAPAN				243	
354 NETHRLNDS				3571	
400 U STATES		1664		37490	
		2597		43406	
GARDEN FIELD ROOT SEEDS N O P					1766
100 U KINGDOM		972		6646	
215 INDIA		439		4028	
231 HONG KONG		1293		19666	
234 AUSTRALIA				15964	
306 BELGIUM		596		596	
312 CHILE				108	
318 DENMARK		249		4100	
327 FRANCE				4332	
335 GERMANY W		480		1454	
344 ITALY				3575	
347 JAPAN				278	
354 NETHRLNDS		772		48510	
358 NICARAGUA				30286	
365 POLAND				5446	
392 SYRIA				416	
400 U STATES		15785		380018	
		20586		525423	
TOBACCO TURKISH UNSTEMMED	LB				1776
336 GREECE	4519	4049	37108	34491	
379 TURKEY	25993	20064	210789	154945	
400 U STATES			710	600	
	30512	24113	248607	190036	
TOBACCO TURKISH STEMMED	LB				1777
TOBACCO FLUE CURED UNSTEMMED	LB				1778
400 U STATES	1875	1765	23119	21663	
	1875	1765	23119	21663	
CIGAR LEAF UNSTEMMED	LB				1779
316 CUBA	1563	6168	16088	57404	
355 INDONESIA	469	3699	1116	8965	
400 U STATES	52219	166043	453427	1259407	
	61251	175210	470631	1325776	
TOBACCO N O P UNSTEMMED	LB				1780
392 SYRIA	3810	1063	53629	15320	
400 U STATES	37145	21583	44809	26953	
	40955	22646	98438	42273	
TOBACCO FLUE CURED STEMMED	LB				1781
CIGAR LEAF STEMMED	LB				1782
316 CUBA	36465	49786	271469	377961	
384 P RICO			268	156	
400 U STATES	10380	3378	95650	34073	
	46845	53164	367387	412190	
TOBACCO N O P STEMMED	LB				1783
400 U STATES			5879	7622	
			5879	7622	
CIGARS	LB				1784
224 JAMAICA	19	222	31	343	
306 BELGIUM			298	946	
316 CUBA	212	2093	4099	39313	
335 GERMANY W	107	327	197	667	
354 NETHRLNDS	1680	5296	16193	51576	
376 SWITZRLND			606	1793	
400 U STATES	2328	5530	17967	51601	
	4346	13468	39391	146239	
CIGARETTES	LB				1785
100 U KINGDOM	13444	18857	38522	60843	
327 FRANCE	308	395	1726	2240	
344 ITALY			750	898	
354 NETHRLNDS			257	241	
400 U STATES	80013	113783	564326	896498	
	93765	133035	605581	960720	
SNUFF	LB				1786
100 U KINGDOM	250	756	1755	4893	
	250	756	1755	4893	
TOBACCO CUT	LB				1787
100 U KINGDOM	3695	6770	58049	111080	
231 HONG KONG	200	301	450	655	
354 NETHRLNDS	990	729	27283	18233	
400 U STATES	18441	23034	180192	232904	
	23326	30834	265974	362872	
TOBACCO MANUFACTURED N O P	LB				1788
100 U KINGDOM	1360	1344	7470	6537	
231 HONG KONG	100	143	100	143	
400 U STATES	453	538	15351	9792	
	1913	2025	22921	16472	
LOCUST BEANS LOCUST BEAN MEAL	LB				1811
400 U STATES	12560	3676	31224	6983	
	12560	3676	31224	6983	
BRISTLES N O P	LB				1812
BROOM CORN					1813
340 HUNGARY				19982	
344 ITALY		3800		222172	
352 MEXICO				599	
400 U STATES		69708		317886	
		73508		560641	

IMPORTS INTO CANADA FOR CONSUMPTION

Articles and Countries from which Imported	MONTH OF SEPTEMBER 1955		NINE MONTHS ENDED SEPTEMBER 1955		Class Number
	Quantities	Values (\$)	Quantities	Values (\$)	
CATTLE FOOD WITH MOLASSES 400 U STATES				2216	1815
				2216	
DRUGS CRUDE BARKS FLOWERS					1816
100 U KINGDOM		1638		5314	
207 UN SO AFR		3494		7655	
211 NIGERIA				1162	
215 INDIA				4771	
217 CEYLON				6388	
224 JAMAICA		1718		1967	
231 HONG KONG		3705		40992	
306 BELGIUM		70		3664	
307 BEL CONGO		3300		13445	
309 BRAZIL		343		343	
314 COLOMBIA		1421		1635	
317 CZECHOS				340	
322 EGYPT				7116	
327 FRANCE				4115	
335 GERMANY W				10208	
337 GUATEMALA				388	
339 HONDURAS				3172	
344 ITALY				394	
352 MEXICO				146	
363 PERU				101	
376 SWITZRLND				483	
388 YUGO SLAV				1283	
400 U STATES		16755		148047	
		32444		256729	
GLUE VEGETABLE	LB				1817
100 U KINGDOM			10832	553	
400 U STATES	1408	244	15452	2954	
	1408	244	26284	3507	
HAY AND STRAW	TON				1818
400 U STATES	887	27419	6506	193054	
	887	27419	6506	193054	
IVORY NUTS					1819
100 U KINGDOM				987	
321 ECUADOR				2625	
				3612	
MUCILAGE AND ADHESIVE PASTE	LB				1824
100 U KINGDOM			13010	3147	
400 U STATES	28925	5874	213375	46762	
	28925	5874	226385	49909	
PALM LEAF UNMANUFACTURED					1825
400 U STATES		149		20659	
		149		20659	
ROOTS MEDICINAL ALKANET JALAP					1827
100 U KINGDOM				3473	
231 HONG KONG		1412		7310	
306 BELGIUM		216		644	
327 FRANCE				154	
347 JAPAN				60	
352 MEXICO				77	
388 YUGO SLAV				357	
400 U STATES		903		9584	
		2531		21659	
STARCH AND PREPARATIONS N O P	LB				1828
100 U KINGDOM	2240	384	8980	1356	
231 HONG KONG	1000	121	15560	2152	
335 GERMANY W			4022	1061	
354 NETHRLNDS	20000	3495	126950	20321	
400 U STATES	754254	77969	5326587	553639	
	777494	81969	5482099	578529	
STARCH POTATO POTATO FLOUR	LB				1829
327 FRANCE			112405	6360	
335 GERMANY W	13641	1138	13641	1138	
354 NETHRLNDS	109480	7910	1009859	63769	
400 U STATES	147400	14377	1020339	96955	
	270521	23425	2156244	168222	
STARCH FOR PASTE	LB				1830
231 HONG KONG			400	60	
			400	60	
TAR PINE CRUDE IN BULK	GAL				1832
100 U KINGDOM			920	333	
359 NORWAY			132	160	
400 U STATES	22916	10530	215523	90843	
	22916	10530	216575	91336	
TEASELS					1833
100 U KINGDOM				1190	
327 FRANCE				339	
372 SPAIN				6540	
400 U STATES		1428		11706	
		1428		19775	
TURPENTINE RAW OR CRUDE	LB				1834
400 U STATES	2158	400	75957	4907	
	2158	400	75957	4907	
TURPENTINE SPIRITS OF	GAL				1835
100 U KINGDOM			99	124	
335 GERMANY W	250	549	250	549	
400 U STATES	146906	83118	1170492	741880	
	147156	83667	1170841	742553	
VEGETABLE PRODUCTS N O P					1836
100 U KINGDOM		127		11917	
224 JAMAICA				102	
231 HONG KONG		196		4163	
318 DENMARK				933	

IMPORTS INTO CANADA FOR CONSUMPTION

Articles and Countries from which Imported	MONTH OF SEPTEMBER 1955		NINE MONTHS ENDED SEPTEMBER 1955		Class Number
	Quantities	Values (\$)	Quantities	Values (\$)	
327 FRANCE				169	
335 GERMANY W		259		7010	
344 ITALY		63		1590	
347 JAPAN		293		1068	
352 MEXICO				559	
354 NETHRLNDS				3872	
376 SWITZRLND				835	
390 GERMANY E				610	
400 U STATES		16965		122498	
		17903		155326	
VEGETABLE COLOURING					1839
100 U KINGDOM		652		4108	
335 GERMANY W				163	
354 NETHRLNDS				151	
400 U STATES		26031		154062	
		26683		158484	
DEXTRINE STARCH MIXTURES N O P	LB				1840
100 U KINGDOM			504140	39596	
327 FRANCE			200000	9691	
354 NETHRLNDS	161267	11665	810466	59006	
400 U STATES	89940	8394	743863	77377	
	251207	20059	2258469	185670	
DEXTRINE STARCH NOT A PASTE	LB				1841
231 HONG KONG			500	70	
400 U STATES	157200	14503	805641	64422	
	157200	14503	806141	64492	
DISTILLERS SOLUBLES					1842
400 U STATES		18317		158878	
		18317		158878	
VEGETABLE FLOUR NOP NOT EDIBLE					1843
100 U KINGDOM				308	
231 HONG KONG		54		54	
309 BRAZIL				16237	
335 GERMANY W		759		759	
355 INDONESIA		1252		2717	
400 U STATES		20417		237521	
		22482		257596	
NON FOODS TAR 68A					1844
206 662 809					
400 U STATES		89		14545	
		89		14545	
VEGETABLE FLAVOURINGS					1845
100 U KINGDOM		3223		12841	
232 MALTA				865	
320 DOM REP				169	
327 FRANCE		885		11614	
335 GERMANY W				556	
336 GREECE				85	
344 ITALY		494		4463	
352 MEXICO				159	
354 NETHRLNDS		268		3883	
372 SPAIN				131	
388 YUGO SLAV				368	
400 U STATES		30171		283924	
		35041		319058	
SIZING PREPARATIONS N O P	LB				1846
400 U STATES		69294		765295	
		6877		84874	
		69294		765295	
		6877		84874	

IMPORTS INTO CANADA FOR CONSUMPTION

Articles and Countries from which Imported	MONTH OF SEPTEMBER 1955		NINE MONTHS ENDED SEPTEMBER 1955		Class Number
	Quantities	Values (\$)	Quantities	Values (\$)	
<u>GROUP 2</u>					
<u>ANIMALS AND ANIMAL PRODUCTS</u>					
CATTLE PURE BRED	NO				2012
100 U KINGDOM	8	3100	157	103511	
400 U STATES	117	41856	823	474783	
	125	44956	980	578294	
BABY CHICKS AND TURKEY POULTS	NO				2013
400 U STATES	7119	5033	480178	225674	
	7119	5033	480178	225674	
DOGS PURE BRED	NO				2014
100 U KINGDOM	14	1115	87	11724	
207 UN SO AFR			1	138	
305 AUSTRIA			2	200	
327 FRANCE			5	721	
335 GERMANY W			1	350	
354 NETHRLNDS			2	160	
376 SWITZRLND			1	115	
381 ALASKA			2	446	
400 U STATES	38	3557	194	18855	
	52	4672	295	32709	
FOWLS DOMESTIC PURE BREO	NO				2015
400 U STATES	9	110	556	3667	
	9	110	556	3667	
HORSES PURE BREO	NO				2018
100 U KINGDOM	1	1510	8	17059	
400 U STATES			112	90305	
	1	1510	120	107364	
RABBITS PURE BREO	NO				2019
400 U STATES	6	75	14	371	
	6	75	14	371	
SHEEP PURE BREO	NO				2020
400 U STATES	116	6861	164	13044	
	116	6861	164	13044	
ANIMALS FDR IMP OF STOCK N O P	NO				2021
100 U KINGDOM	14	300	115	22986	
400 U STATES	2	347	24	10356	
	16	647	139	33342	
HORSES N O P	NO				2035
100 U KINGDOM	1	687	19	24669	
400 U STATES	276	114059	2273	980587	
	277	114746	2292	1005256	
LIVESTOCK N O P	NO				2037
100 U KINGDOM			1	202	
400 U STATES	44	6566	19467	389995	
	44	6566	19468	390197	
BEEES					2041
400 U STATES				369633	
				369633	
FOXES	NO				2042
400 U STATES			3	417	
			3	417	
LEECHES					2043
400 U STATES				62	
				62	
PIGEONS HOMING AND PHEASANTS					2044
100 U KINGDOM				366	
400 U STATES				9256	
		99		9622	
		99		9622	
TURTLES					2045
400 U STATES		3311		14961	
		3311		14961	
ALL OTHER ANIMALS LIVING N O P					2046
100 U KINGDOM		397		3591	
215 INDIA		2000		39125	
306 BELGIUM		60		1820	
307 BEL CONGO				125	
318 DENMARK				156	
327 FRANCE				268	
335 GERMANY W		929		4926	
347 JAPAN				331	
354 NETHRLNOS		978		3828	
363 PERU				554	
364 PHIL		2450		5452	
400 U STATES		13827		191612	
		20641		251788	
MINK	NO				2047
326 FINLAND			16	2950	
400 U STATES	11	1784	3204	261754	
	11	1784	3220	264704	
BONES CRUOE	CWT				2051
215 INOIA			42	1573	
366 PORTUGAL	4	235	32	1683	
400 U STATES	8	904	7801	35197	
	12	1139	7875	38453	
BONE DUST CHARREO BONE	CWT				2052
100 U KINGDOM	6200	9789	36636	76241	
234 AUSTRALIA			1500	3786	
400 U STATES	1347	12916	6505	52567	
	7547	22705	44641	132594	

IMPORTS INTO CANADA FOR CONSUMPTION

Articles and Countries from which Imported	MONTH OF SEPTEMBER 1955		NINE MONTHS ENDED SEPTEMBER 1955		Class Number
	Quantities	Values (\$)	Quantities	Values (\$)	
BONE PITCH CRUDE ONLY 400 U STATES	CWT 346	2382	3935	24881	2053
CHARCOAL ANIMAL FOR SUGAR 100 U KINGDOM 322 EGYPT	CWT 2265 560	19785 3054	20701 5040	179907 25359	2054
IVORY AND MANUFACTURES 100 U KINGDOM 203 B E AFR 215 INDIA 231 HONG KONG 313 CHINA 335 GERMANY W 347 JAPAN 400 U STATES		1365 134		6956 134 228 380 408 55 438 1654	2063
BUTTON BLANKS OF SHELL ROUGH 400 U STATES		276 1775		1654 10253	2071
SHELLS UNMANUFACTURED FOSSILS 100 U KINGDOM 335 GERMANY W 354 NETHRLNDS 400 U STATES		3888 9645 13533		17895 8170 2015 21774 49854	2073
SHELLS N O P CRUSHED OR GROUND 400 U STATES	CWT		600	313	2074
OYSTER SHELLS CRUSHED OR NOT 400 U STATES	CWT		600	313	2075
FEATHERS NATURAL 100 U KINGDOM 231 HONG KONG 306 BELGIUM 317 CZECHO S 318 DENMARK 327 FRANCE 335 GERMANY W 400 U STATES		21643 21643	476735 476735	268596 268596	2081
BADMINTON SHUTTLECOCKS BIRDS 100 U KINGDOM 215 INDIA 216 PAKISTAN 318 DENMARK 335 GERMANY W 347 JAPAN 400 U STATES	GROSS 30	653	290 70 4 7 105 41 862	4878 588 77 201 1006 391 28517	2083
MANUFACTURES OF FEATHERS N O P 100 U KINGDOM 207 UN SO AFR 215 INDIA 216 PAKISTAN 317 CZECHO S 327 FRANCE 335 GERMANY W 347 JAPAN 352 MEXICO 376 SWITZRLND 400 U STATES		245 275	8153 8806	862 1379 35658	2084
FEATHERBONE COILS 400 U STATES		351		3321 441 124 364 393 16613 1844 529 487 312 21333 45761	2085
QUILLS NATURAL OR UNPLUMED 100 U KINGDOM 207 UN SO AFR 231 HONG KONG 304 ARGENTINA 317 CZECHO S 318 DENMARK 327 FRANCE 400 U STATES		1627 1627		15487 15487	2086
COD HADDOCK POLLOCK FRESH 100 U KINGDOM 381 ALASKA 400 U STATES	LB		16551 115301 235240 367092	3989 19683 40681 64353	2091
HALIBUT FRESH 381 ALASKA 400 U STATES	LB		598231 829849 1428080	112495 140155 252650	2092
FISH LIVERS 381 ALASKA 400 U STATES	LB		6469 22327 28796	1692 5571 7263	2093
HERRINGS FRESH 100 U KINGDOM 231 HONG KONG 359 NORWAY	LB		56802 2600 9675	8364 640 637	2094

IMPORTS INTO CANADA FOR CONSUMPTION

Articles and Countries from which Imported	MONTH OF SEPTEMBER 1955		NINE MONTHS ENDED SEPTEMBER 1955		Class Number
	Quantities	Values (\$)	Quantities	Values (\$)	
400 U STATES	372911	5383	7266484	126206	
LIVE FISH AND EGGS PROPAGATING	372911	5383	7335561	135847	2095
100 U KINGDOM				387	
400 U STATES		1031		23326	
LOBSTERS FRESH	LB	1031		23713	2096
236 NEW ZEAL			9000	6660	
400 U STATES	249860	92070	407557	166327	
MACKEREL FRESH	249860	92070	416557	172987	2097
400 U STATES	LB		275	138	
OYSTERS SEED AND BREEDING			275	138	2098
400 U STATES				12651	
OYSTERS IN THE SHELL	3RL			12651	2099
400 U STATES			192	4156	
OYSTERS SHELLED IN BULK			192	4156	2100
400 U STATES	GAL				
SALMON FRESH	3635	25556	36240	235952	2101
381 ALASKA	3635	25556	36240	235952	
400 U STATES	LB				
SQUID FRESH	136347	40904	383572	112897	2102
231 HONG KONG	69980	26933	329070	126487	
347 JAPAN	206327	67837	712642	239384	
400 U STATES					
FISH ALL OTHER FRESH		641		5823	2103
100 U KINGDOM	LB			256	
231 HONG KONG			18931	6025	
318 DENMARK			23893	2475	
347 JAPAN	160264	21738	7216	144053	
354 NETHRLNDS			1023547	12907	
400 U STATES	62909	7876	38936	263602	
COD HADDOCK POLLOCK DRIED	223173	29614	2158902	434259	2111
100 U KINGDOM	LB				
359 NORWAY	4409	1639	38369	8786	
400 U STATES			4685	1709	
COD HADDOCK POLLOCK SALTED	4409	1639	110	50	2113
100 U KINGDOM	LB				
400 U STATES			2340	425	
HALIBUT SALTED			4000	733	2114
HERRINGS SALTED	LB			1158	2115
100 U KINGDDM	32950	3327	623210	71129	
354 NETHRLNOS	85849	13464	364431	52046	
359 NORWAY			422095	29428	
375 SWEDEN			10150	901	
400 U STATES	1582	400	26074	3516	
MACKEREL PICKLED	120381	17191	1445960	157020	2117
SALMON SALTED	LB				2118
400 U STATES			1383	802	
SALMON SMOKED			1383	802	2119
FISH DRIED N O P	LB				2120
100 U KINGDDM			1200	1412	
231 HONG KONG			1200	1412	
347 JAPAN	640	357	8750	1434	
400 U STATES	120	53	6324	3747	
FISH ALL OTHER SALTED	760	410	3290	1346	2121
100 U KINGDOM	LB				
231 HONG KONG	3420	1520	6100	1784	
366 PORTUGAL			2464	8311	
372 SPAIN	31683	5238	5250	534	
400 U STATES	1833	307	53910	20105	
FISH OTHER SMOKED OR BONELESS	36936	7065	1764	312	2122
100 U KINGDOM	LB				
231 HONG KONG	47110	7812	48614	8195	
354 NETHRLNDS			29355	5851	
359 NORWAY			138893	34997	
400 U STATES	515	150	267241	45161	
CRABS CLAMS SHRIMPS CANNED	47625	7962	600	223	2131
100 U KINGDOM	LB				
231 HONG KONG			221	149	
318 DENMARK			200	85	
347 JAPAN	58090	18408	23138	13971	
354 NETHRLNDS	4079	2699	420342	113262	
359 NORWAY	38551	31257	4079	2699	
400 U STATES	266921	221008	162348	124546	
KIPPERED HERRINGS CANNED	367641	273372	1823355	1361436	2132
100 U KINGDOM	LB				
	20026	4742	130008	32556	

IMPORTS INTO CANADA FOR CONSUMPTION

Articles and Countries from which Imported	MONTH OF SEPTEMBER 1955		NINE MONTHS ENDED SEPTEMBER 1955		Class Number
	Quantities	Values (\$)	Quantities	Values (\$)	
326 FINLAND			230	66	
335 GERMANY W	700	198	700	198	
354 NETHRLNDS			270	89	
359 NORWAY	2000	739	135764	40070	
400 U STATES			2621	789	
LOBSTERS CANNED PREPARED N O P	22726	5679	269593	73764	2133
100 U KINGDOM			307	228	
207 UN SO AFR	22500	13955	57563	53125	
400 U STATES			6414	4946	
OYSTERS SHELLED IN CANS	22500	13955	64284	58299	2136
352 MEXICO			840	1307	
400 U STATES	400	614	9615	18724	
OYSTERS PREPARED PRESERVED NOP	400	614	10455	20031	2137
100 U KINGDOM			972	499	
231 HONG KONG	300	314	15892	13943	
347 JAPAN	6871	3830	82775	35992	
400 U STATES	8198	8276	54438	45845	
SALMON CANNED PREPARED N O P	15369	12420	154077	96279	2138
100 U KINGDOM			236	118	
335 GERMANY W			3933	2371	
359 NORWAY			56	96	
400 U STATES	118	173	1730	1385	
PILCHARD CANNED	118	173	5955	3970	2139
207 UN SO AFR			1125	153	
347 JAPAN	900	127	2528	385	
400 U STATES	4500	531	16158	1832	
ANCHOVIES SARDINES CANNED	5400	658	19811	2370	2140
100 U KINGDOM	901	401	3183	1345	
207 UN SO AFR			13500	1625	
318 DENMARK			44915	19946	
327 FRANCE	760	804	4452	2900	
335 GERMANY W			1898	686	
344 ITALY			1275	1334	
353 MOROCCO	6401	2426	24160	9360	
354 NETHRLNDS	10196	2802	10556	2869	
359 NORWAY	96308	75384	1167114	732203	
366 PORTUGAL	42529	18216	267081	130209	
372 SPAIN			12916	6882	
375 SWEDEN			28656	10243	
388 YUGO SLAV	470	800	11469	7822	
400 U STATES	2812	1216	67308	37122	
TUNA FISH CANNED	160377	102049	1658483	964546	2143
347 JAPAN	191100	53912	1226818	386463	
363 PERU	8400	2359	30000	6616	
366 PORTUGAL			256	195	
400 U STATES			18333	10566	
FISH PRESERVED IN OIL N O P	199500	56271	1275407	403840	2144
231 HONG KONG		2816		18854	
318 DENMARK		154		438	
327 FRANCE		388		2458	
335 GERMANY W		4145		9190	
344 ITALY				314	
347 JAPAN		3967		28313	
354 NETHRLNDS		118		118	
363 PERU		26364		176746	
366 PORTUGAL				9038	
400 U STATES		205		7907	
FISH PREPARED OR PRESERVED NOP		38157		253376	2145
100 U KINGDOM		1795		11327	
218 MALAYA				301	
231 HONG KONG		1339		7194	
318 DENMARK		401		3129	
327 FRANCE		473		2356	
335 GERMANY W				140	
344 ITALY				213	
347 JAPAN		3434		18167	
352 MEXICO				6487	
354 NETHRLNDS		314		1667	
359 NORWAY		979		12521	
366 PORTUGAL				1496	
375 SWEDEN				359	
400 U STATES		4975		107979	
HERRINGS CANNED		13710		173336	2146
100 U KINGDOM	7158	1533	79846	13261	
231 HONG KONG			582	377	
335 GERMANY W	13702	2988	115468	22325	
354 NETHRLNDS	703	315	7349	1838	
359 NORWAY	2960	872	30055	7950	
375 SWEDEN			14842	6806	
400 U STATES	378	143	2500	1100	
FISH OFFAL OR REFUSE	24901	5851	250642	53657	2151
381 ALASKA	8	76	21	203	
400 U STATES	4789	13279	30607	76943	
SPONGES OF MARINE PRODUCTION	4797	13355	30628	77146	2152
100 U KINGDOM		134		419	

IMPORTS INTO CANADA FOR CONSUMPTION

Articles and Countries from which Imported	MONTH OF SEPTEMBER 1955		NINE MONTHS ENDED SEPTEMBER 1955		Class Number
	Quantities	Values (\$)	Quantities	Values (\$)	
227 BAHAMAS				484	
232 MALTA				128	
316 CUBA		1906		5430	
327 FRANCE				2482	
336 GREECE		3248		18770	
344 ITALY				1881	
400 U STATES		1516		24373	
		6804		53967	
FISHERY PRODUCTS N O P					2153
100 U KINGDOM		73		940	
225 TRINIDAD				86	
231 HONG KONG		4150		39751	
236 NEW ZEAL				3418	
316 CUBA				426	
318 DENMARK		139		1335	
335 GERMANY W		48		811	
347 JAPAN		944		9293	
352 MEXICO				3435	
354 NETHRLNDS				136	
359 NORWAY		121		1522	
375 SWEDEN				79	
380 USSR				623	
400 U STATES		79135		820038	
		84610		881893	
FISH MEAL	CWT				2154
FUR SKINS CHINA AND JAP MINK	NO				2155
100 U KINGDOM			4000	4683	
347 JAPAN			1000	4039	
375 SWEDEN	40000	69500	40000	69500	
400 U STATES	150	668	5585	20548	
	40150	70168	50585	98770	
FUR SKINS OPOSSUM UNDRESSED	NO				2156
100 U KINGDOM			1039	1707	
400 U STATES	3800	725	25859	10020	
	3800	725	26898	11727	
FUR SKINS RACCDON UNDRESSED	NO				2157
400 U STATES	16016	38027	277728	834965	
	16016	38027	277728	834965	
FUR SKINS SHEEP LAMB UNDRRESSED	NO				2158
100 U KINGDOM			2500	5071	
207 UN SO AFR			3337	6341	
234 AUSTRALIA			2283	5915	
304 ARGENTINA			59686	96348	
335 GERMANY W			375	455	
372 SPAIN			144	328	
400 U STATES	4841	22709	94253	294410	
	4841	22709	162578	408868	
FUR SKINS VISCACHA UNDRRESSED	NO				2159
FUR SKINS WALLABY UNDRRESSED	NO				2160
FUR SKINS MARINE UNDRRESSED	NO				2161
100 U KINGDOM			25	115	
400 U STATES			666	23484	
			691	23599	
FUR SKINS FOX UNDRRESSED	NO				2162
100 U KINGDOM	440	4070	5245	51894	
375 SWEDEN	2775	21593	2775	21593	
380 USSR			1010	15000	
400 U STATES	321	4061	71492	93606	
	3536	29724	80522	182093	
FUR SKINS KOLINSKY UNDRRESSED	NO				2163
100 U KINGDOM	5900	11493	39049	67204	
380 USSR	11560	37903	21560	70078	
	17460	49396	60609	137282	
FUR SKINS MINK UNDRRESSED	NO				2164
100 U KINGDOM			12112	159745	
334 ST PIERRE			41	410	
335 GERMANY W			60	1350	
359 NORWAY			101	1669	
375 SWEDEN			361	5570	
376 SWITZRLND	750	2499	750	2499	
381 ALASKA	357	12017	415	13594	
400 U STATES	1765	26780	96279	2071520	
	2872	41296	110119	2256357	
FUR SKINS MUSKRAT UNDRRESSED	NO				2165
100 U KINGDOM	24000	32436	99230	136395	
381 ALASKA			1781	1851	
400 U STATES	80865	105999	1828962	3094427	
	104865	138435	1929973	3232673	
FUR SKINS PERSIAN LAMB UNDRRESS	NO				2166
100 U KINGDOM	13611	78200	65175	424585	
207 UN SO AFR			5624	34909	
342 IRAN			1080	6547	
375 SWEDEN	21532	133957	21532	133957	
380 USSR	29172	202357	32760	221765	
400 U STATES	45133	353995	568733	4607152	
	109448	768509	694904	5428915	
FUR SKINS RABBIT UNDRRESSED	NO				2167
327 FRANCE	10150	19391	230250	117868	
347 JAPAN			198000	79487	
400 U STATES	470	779	61348	23497	
	10620	20170	489598	220852	
FUR SKINS SQUIRREL UNDRRESSED	NO				2168
100 U KINGDOM	4000	1880	116364	57545	

IMPORTS INTO CANADA FOR CONSUMPTION

Articles and Countries from which Imported	MONTH OF SEPTEMBER 1955		NINE MONTHS ENDED SEPTEMBER 1955		Class Number
	Quantities	Values (\$)	Quantities	Values (\$)	
305 AUSTRIA			7 490	2 595	
317 CZECHO S			27 000	2 294 6	
347 JAPAN			41 100	2 684 3	
380 USSR	3 600 0	3 359 3	3 600 0	3 359 3	
400 U STATES	4 443	3 155	1 229 87	8 705 9	
FUR SKINS UNDRESSED N O P	4 443	3 862 8	3 509 41	2 305 81	
100 U KINGDOM	N0 4 040	5 551	20 162 7	29 498 1	2 169
231 HONG KONG			1 375 00	1 384 23	
234 AUSTRALIA	59	61	59	61	
309 BRAZIL			277	6 621	
313 CHINA	114 400	1 412 34	4 212 00	5 491 26	
326 FINLAND			470	7 562	
354 NETHRLNDS			6 000	8 290	
375 SWEDEN	7 750 0	4 078 5	1 395 00	10 934 2	
376 SWITZRLND			4 100	5 371	
380 USSR	6 817 5	6 372 6	8 817 5	7 328 5	
381 ALASKA			222	4 575	
400 U STATES	5 766	3 168 6	10 761 0	11 475 99	
ASTRACHAN RUSSIAN HARE DRESSED	26 994 0	28 304 3	11 067 40	23 452 36	2 171
RABBIT SKINS DRESSED N O P	DOZ 650	1 511	1 187	2 779	2 172
100 U KINGDOM			1 281 0	3 644 1	
306 BELGIUM			1 250	3 855	
313 CHINA	1 250	3 855	13	102	
327 FRANCE	13	102	302	3 862	
335 GERMANY W	292	3 675	820	3 351	
400 U STATES	203	678	16 382	50 390	
FUR SKINS DRESSED N O P	2 408	9 821	16 382	50 390	2 173
100 U KINGDOM		8 708		9 245 6	
301 AFGHAN				113	
304 ARGENTINA				1 074	
305 AUSTRIA				381	
306 BELGIUM				4 091	
335 GERMANY W				2 404	
400 U STATES		4 738 7		14 183 02	
HATTERS FURS NOT ON THE SKIN		5 609 5		15 188 21	2 174
100 U KINGDOM	LB 1 598	6 723	35 398	1 336 04	
306 BELGIUM			53 521	14 974 7	
317 CZECHO S			10 869	2 009 7	
327 FRANCE	500	2 214	54 621	11 844 0	
344 ITALY			5 545	9 430	
372 SPAIN	8 010	1 343 5	4 584 0	7 676 7	
400 U STATES	12 354	39 474	12 755 7	38 730 2	
FUR SKINS SHEEP DRESSED	2 246 2	6 184 6	3 333 51	8 953 87	2 175
400 U STATES		1 365 0		1 611 78	
MANUFACTURES OF FUR N O P		1 365 0		1 611 78	2 181
100 U KINGDOM		12 599		16 390 1	
234 AUSTRALIA				61	
317 CZECHO S				1 202	
327 FRANCE				1 991	
335 GERMANY W		69		297	
347 JAPAN				465	
381 ALASKA				177	
400 U STATES		5 772 3		48 766 4	
BRISTLES ANIMAL		7 039 1		65 575 8	2 191
100 U KINGDOM	LB 2 415 8	6 838 3	11 357 1	30 487 1	
231 HONG KONG			20 873	4 662 1	
306 BELGIUM	619	1 238	17 999	6 500 5	
313 CHINA			11 909	1 875 4	
335 GERMANY W	671	1 370	3 948	1 505 3	
347 JAPAN			500	990	
354 NETHRLNDS	2 428 3	9 879 0	14 852 4	45 580 7	
400 U STATES	80	2 189	4 995	16 733	
HAIR UNMANUFACTURED	4 981 1	17 197 0	3 223 19	92 383 4	2 192
100 U KINGDOM	LB		5	308	
317 CZECHO S		297	18	602	
327 FRANCE	10	73	9	173	
335 GERMANY W	5		18	628	
354 NETHRLNDS			50 139	1 661 7	
400 U STATES	11 701 3	12 259	990 240	18 293 7	
HORSE HAIR	11 702 8	12 629	10 404 29	20 126 5	2 193
100 U KINGDOM	LB		516	1 910	
304 ARGENTINA			133	202	
400 U STATES	5 582	10 982	53 837	84 007	
HAIR CURLED DYED N O P	5 582	10 982	54 486	86 119	2 194
100 U KINGDOM		637		3 753	
335 GERMANY W		325		929	
400 U STATES		1 339		4 229	
MANUFACTURES OF HAIR N O P		2 301		8 911	2 195
100 U KINGDOM		760		8 516	
231 HONG KONG		6 907		3 683 5	
313 CHINA		115		1 443	
327 FRANCE				2 693	
335 GERMANY W		1 522		10 504	
347 JAPAN		60		901	

IMPORTS INTO CANADA FOR CONSUMPTION

Articles and Countries from which Imported	MONTH OF SEPTEMBER 1955		NINE MONTHS ENDED SEPTEMBER 1955		Class Number
	Quantities	Values (\$)	Quantities	Values (\$)	
400 U STATES		903		10570	
HORSE HIDES		10267		71462	2200
304 ARGENTINA			6500	34914	
400 U STATES			1405	7970	
			7905	42884	
CALF SKINS AND KIPS RAW					2201
236 NEW ZEAL			6200	15907	
327 FRANCE			1452	9309	
334 ST PIERRE			1031	1016	
335 GERMANY W	600	2307	3190	19770	
344 ITALY			1752	7032	
354 NETHRLNDS			12500	43755	
365 POLAND			36000	127654	
376 SWITZRLND			3400	22453	
400 U STATES	46586	176572	446122	1614702	
	47186	178879	511647	1861598	
CATTLE HIDES RAW					2202
236 NEW ZEAL			1400	8901	
318 DENMARK			5000	20107	
334 ST PIERRE			573	1030	
400 U STATES	45610	242965	389595	1937877	
	45610	242965	396568	1967915	
SHEEP SKINS RAW					2203
100 U KINGDOM		1431	9216	8358	
207 UN SO AFR	1500		5000	10654	
234 AUSTRALIA			33211	41720	
236 NEW ZEAL			159722	109087	
304 ARGENTINA	220	403	85687	126797	
325 ETHIOPIA			3000	2903	
334 ST PIERRE			475	138	
335 GERMANY W			6000	7867	
363 PERU			840	1081	
386 URUGUAY			1500	1773	
400 U STATES	58099	61177	395889	526856	
	59819	63011	700540	837234	
OTHER HIDES AND SKINS RAW NOP					2204
366 PORTUGAL			125	273	
400 U STATES			308	611	
			433	884	
GOAT SKINS AND KID SKINS RAW					2205
224 JAMAICA			432	353	
325 ETHIOPIA	6000	5510	6000	5510	
335 GERMANY W			6000	4818	
366 PORTUGAL			600	300	
400 U STATES			8352	3858	
	6000	5510	21384	14839	
HIDE SECTIONS OR BELLIES					2206
100 U KINGDOM			1024	2065	
327 FRANCE			2000	8661	
335 GERMANY W	421	6838	1321	22447	
354 NETHRLNDS			5417	2001	
376 SWITZRLND			503	9055	
400 U STATES	58411	33447	353245	312141	
	58832	40285	363510	356370	
LEATHER DRESSED KID					2210
100 U KINGDOM		52278		378491	
215 INDIA				1044	
306 BELGIUM				272	
327 FRANCE				1286	
335 GERMANY W				35296	
352 MEXICO				7393	
372 SPAIN				6091	
400 U STATES		21871		244506	
		74149		674379	
BELTING LEATHER IN BUTTS					2211
100 U KINGDOM		2519		52810	
234 AUSTRALIA				2782	
318 DENMARK				960	
327 FRANCE				2724	
335 GERMANY W				4457	
354 NETHRLNDS		2213		2315	
400 U STATES		14472		110851	
		19204		176899	
LEATHER TANNED N O P					2213
100 U KINGDOM		14546		81070	
215 INDIA				37778	
224 JAMAICA		1525		6384	
234 AUSTRALIA				208	
236 NEW ZEAL				1204	
306 BELGIUM		3218		6890	
327 FRANCE				7251	
335 GERMANY W				274	
354 NETHRLNDS		1036		2529	
389 IRELAND				115	
400 U STATES		23420		189735	
		43745		333438	
LEATHER DRESSED N O P					2215
100 U KINGDOM		59113		808934	
215 INDIA				6926	
234 AUSTRALIA				6943	
236 NEW ZEAL				851	
306 BELGIUM				2760	
309 BRAZIL		3431		8980	
318 DENMARK				10935	
327 FRANCE		12294		216043	

IMPORTS INTO CANADA FOR CONSUMPTION

Articles and Countries from which Imported	MONTH OF SEPTEMBER 1955		NINE MONTHS ENDED SEPTEMBER 1955		Class Number
	Quantities	Values (\$)	Quantities	Values (\$)	
335 GERMANY W		2940		27601	
352 MEXICO				1445	
353 MOROCCO				1528	
354 NETHRLNDS				4274	
372 SPAIN				1361	
375 SWEDEN				3623	
376 SWITZRLND				716	
389 IRELAND		2881		9611	
400 U STATES		148902		1072561	
CHAMOIS SKIN		229561		2185092	2216
100 U KINGDOM		18428		239004	
234 AUSTRALIA				537	
236 NEW ZEAL				3003	
306 BELGIUM				2268	
400 U STATES		738		4523	
PATENT AND UPHOLSTERY LEATHER		19166		249335	2217
100 U KINGDOM				1850	
400 U STATES		21936		132267	
SOLE LEATHER		21936		134817	2218
100 U KINGDOM	LB .180	156	7743	3998	
400 U STATES		63501	172667	62795	
SCRAP LEATHER		63681	15839	180410	2219
100 U KINGDOM				753	
236 NEW ZEAL				1299	
400 U STATES		8842		52978	
PIG MOROCCO ROLLER LEATHERS		8842		55030	2220
100 U KINGDOM		36199		337469	
400 U STATES		2236		22853	
LEATHER FROM EAST INDIA KIP		38435		360322	2221
100 U KINGDOM		67656		645510	
LEATHER FOR GLOVES OR CLOTHING		67656		645510	2224
100 U KINGDOM		39241		307950	
234 AUSTRALIA				148	
327 FRANCE				182	
375 SWEDEN				1626	
384 P RICO				13056	
400 U STATES		154717		1428992	
LEATHER FOR UPHOLSTERY LEATHER		193958		1751954	2225
100 U KINGDOM		21218		127398	
400 U STATES		705		5385	
CRUST OIL LEATHER FOR CHAMOIS		21923		132783	2226
100 U KINGDOM		289		6224	
BOOTS AND SHOES PEGGED LEATHER	PAIR	289		6224	2231
100 U KINGDOM			168	363	
400 U STATES			123	710	
BOOTS AND SHOES MENS LEATHER	PAIR		291	1073	2232
100 U KINGDOM	30688	133840	277581	1327194	
231 HONG KONG	100	107	588	1096	
305 AUSTRIA			152	2513	
306 BELGIUM			160	1715	
327 FRANCE	946	8927	2792	22726	
335 GERMANY W	1493	12393	5797	35830	
336 GREECE			50	320	
344 ITALY	489	3308	7575	41099	
352 MEXICO			226	493	
354 NETHRLNDS			2334	8910	
359 NORWAY			200	883	
360 ISRAEL			36	287	
376 SWITZRLND	125	1691	446	5432	
400 U STATES	6083	32334	55257	267923	
BOOTS AND SHOES WOMENS LEATHER	PAIR	39924	192600	353194	2233
100 U KINGDOM	33818	88983	104733	452121	
215 INDIA	173	434	299	772	
231 HONG KONG			2837	1726	
305 AUSTRIA			14	205	
316 CUBA	44	285	89	592	
327 FRANCE	72	152	289	909	
335 GERMANY W	108	450	4678	21739	
344 ITALY	3267	17515	13133	56698	
352 MEXICO	247	730	7512	6627	
353 MDROCCO	180	167	180	167	
354 NETHRLNDS			2201	5030	
376 SWITZRLND	196	1557	7642	60471	
400 U STATES	102920	352893	586558	2120605	
BOOTS SHOES CHILDRENS LEATHER	PAIR	141025	463166	730165	2234
100 U KINGDOM	6986	9916	158522	164883	
215 INDIA			13181	8572	
231 HONG KONG			1320	1474	
335 GERMANY W	81	259	1420	4499	
344 ITALY	54	83	1256	1148	
354 NETHRLNDS			54722	57744	
400 U STATES	30625	49060	165740	277040	
	37746	59318	396161	515360	

IMPORTS INTO CANADA FOR CONSUMPTION

Articles and Countries from which Imported	MONTH OF SEPTEMBER 1955		NINE MONTHS ENDED SEPTEMBER 1955		Class Number
	Quantities	Values (\$)	Quantities	Values (\$)	
GARMENTS LEATHER					2235
100 U KINGDOM		1273		10584	
335 GERMANY W				1750	
400 U STATES		3295		20430	
		4568		32764	
GLOVES MITTS LEATHER					2236
N O P					
100 U KINGDOM		129771		297749	
216 PAKISTAN		171		1032	
306 BELGIUM		190		383	
327 FRANCE		17615		80079	
335 GERMANY W		787		8806	
344 ITALY		9077		24957	
347 JAPAN				2365	
354 NETHRLNDS		769		3570	
375 SWEDEN		157		1471	
400 U STATES		5154		61278	
		163691		481690	
GLOVES OF KID WOMENS					2237
100 U KINGDOM		189		9791	
306 BELGIUM		509		7068	
327 FRANCE		32875		181209	
335 GERMANY W		11926		82094	
344 ITALY		6457		15161	
400 U STATES		154		5166	
		52110		300489	
HARNESS AND SADDLERY					2238
100 U KINGDOM		3973		41398	
335 GERMANY W		183		3724	
344 ITALY				167	
354 NETHRLNDS				1339	
400 U STATES		12561		116010	
		16717		162638	
LEATHER BELTING					2239
100 U KINGDOM		2663		17492	
318 DENMARK		449		449	
327 FRANCE				1960	
335 GERMANY W		87		187	
354 NETHRLNDS				308	
376 SWITZRLND				280	
400 U STATES		10563		63110	
		13762		83786	
MFRS OF LEATHER OR RAWHIDE NOP					2241
100 U KINGDOM		13030		102811	
216 PAKISTAN		207		484	
305 AUSTRIA		756		1256	
306 BELGIUM		104		576	
327 FRANCE		201		1006	
335 GERMANY W		2822		19988	
344 ITALY		3731		10634	
347 JAPAN		1336		2886	
352 MEXICO		196		2062	
353 MOROCCO		552		820	
354 NETHRLNDS				1619	
372 SPAIN				444	
375 SWEDEN				457	
376 SWITZRLND				2450	
388 YUGO SLAV		858		858	
400 U STATES		43614		377449	
		67407		525800	
SOLES AND HEELS LEATHER					2243
100 U KINGDOM		14948		37935	
327 FRANCE				1746	
400 U STATES		5511		80052	
		20459		119733	
SHOE LIFTS AND WELTING LEATHER					2244
100 U KINGDOM		90		1462	
335 GERMANY W				160	
400 U STATES		9657		39528	
		9747		41150	
STRAPS LEATHER					2245
100 U KINGDOM		2459		42125	
231 HONG KONG		260		260	
305 AUSTRIA				263	
318 DENMARK				317	
327 FRANCE		131		1991	
335 GERMANY W		1261		12724	
344 ITALY		208		1385	
352 MEXICO		178		3717	
376 SWITZRLND		895		5884	
400 U STATES		12377		89436	
		17769		165102	
BICYCLE SADDLES					2246
NO					
100 U KINGDOM	635	565	80073	60329	
335 GERMANY W	2093	1701	27553	18429	
347 JAPAN			300	213	
354 NETHRLNDS			19300	14604	
400 U STATES	50	64	7920	7840	
	2778	2330	135146	101415	
BEEF AND VEAL FRESH					2251
LB					
100 U KINGDOM			11956	4362	
234 AUSTRALIA	495	103	21134	3937	
236 NEW ZEAL			2394329	452568	
381 ALASKA			100	59	
389 IRELAND			224000	56448	
400 U STATES	197596	70848	1794541	629203	
	198091	70951	4446060	1146577	

IMPORTS INTO CANADA FOR CONSUMPTION

Articles and Countries from which Imported	MONTH OF SEPTEMBER 1955		NINE MONTHS ENDED SEPTEMBER 1955		Class Number
	Quantities	Values (\$)	Quantities	Values (\$)	
MUTTON AND LAMB FRESH	LB				2252
100 U KINGDOM			4974	1752	
234 AUSTRALIA	2225	1179	2947231	558041	
236 NEW ZEAL			6772373	1629828	
400 U STATES	455	176	193460	62700	
	2680	1355	9918058	2252321	
PORK FRESH	LB				2253
100 U KINGDOM			2894	810	
234 AUSTRALIA	6780	2971	57335	18682	
	6780	2971	60229	19492	
POULTRY NOP GAME PARTRIDGE					2254
234 AUSTRALIA				13500	
400 U STATES		27578		130017	
		27578		143517	
RABBITS FROZEN FOR FOX FEED					2256
MEATS FRESH N O P	LB				2257
100 U KINGDOM			350	111	
231 HONG KONG			250	150	
316 CUBA			7160	5434	
347 JAPAN			550	423	
400 U STATES	5167	3794	118325	51001	
	5167	3794	126635	57119	
EDIBLE OFFAL FRESH	LB				2258
234 AUSTRALIA			2280	1047	
236 NEW ZEAL			69503	17370	
400 U STATES	288275	30378	3233040	370059	
	288275	30378	3304823	388476	
CHICKENS AND FOWL	LB				2259
100 U KINGDOM			193	75	
400 U STATES	242546	64790	2381211	691536	
	242546	64790	2381404	691611	
TURKEYS	LB				2260
400 U STATES	1072615	502530	3650411	1611827	
	1072615	502530	3650411	1611827	
BACON HAMS OTHER PORK PREPARED	LB				2261
100 U KINGDOM			4623	1861	
381 ALASKA			203	128	
400 U STATES	2081	1515	22099	17326	
	2081	1515	26925	19315	
BEEF CANNED	LB				2262
100 U KINGDOM			73829	20636	
234 AUSTRALIA	1731509	550785	6837002	2130983	
236 NEW ZEAL			234000	104712	
304 ARGENTINA	225600	84451	2849556	947846	
318 DENMARK	975	674	9123	6213	
354 NETHRLNDS			281	205	
389 IRELAND			360	159	
400 U STATES	3200	1806	10312	7420	
	1961284	637716	10014463	3218174	
BEEF PICKLED	LB				2263
234 AUSTRALIA			2320	311	
400 U STATES	948000	153922	6916674	1234547	
	948000	153922	6918994	1234858	
CANNED MEATS POULTRY GAME NOP	LB				2264
100 U KINGDOM			44556	14898	
234 AUSTRALIA	10992	3156	77720	20014	
304 ARGENTINA			40040	11507	
318 DENMARK	4092	2846	35496	19478	
327 FRANCE	6575	5082	26098	19222	
354 NETHRLNDS			24332	9559	
400 U STATES	98430	29638	1848075	536930	
	120089	40722	2096317	631608	
EXTRACTS OF MEAT FLUID BEEF					2265
100 U KINGDOM		2700		28976	
234 AUSTRALIA		21440		230424	
304 ARGENTINA		435		58476	
354 NETHRLNDS				150	
386 URUGUAY				3561	
400 U STATES		610		2786	
		25185		324373	
MEATS PREPARED NOT CANNED	LB				2266
100 U KINGDOM			296	144	
400 U STATES	2187	1865	50075	12884	
	2187	1865	50371	13028	
PORK BARRELLED IN BRINE	LB				2267
PORK DRY SALTED	LB				2268
SAUSAGE	LB				2269
400 U STATES	3879	2377	48337	28905	
	3879	2377	48337	28905	
SOUPS SOUP PREPARATIONS N O P					2270
100 U KINGDOM		60		10210	
304 ARGENTINA				6040	
327 FRANCE		52		218	
354 NETHRLNDS		608		10144	
362 PARAGUAY				7877	
376 SWITZRLND		9068		46302	
400 U STATES		10985		156500	
		20773		237291	
MEAT PIES FROZEN	LB				2271
100 U KINGDOM			480	92	
400 U STATES	91318	38145	1089033	379532	
	91318	38145	1089513	379624	

IMPORTS INTO CANADA FOR CONSUMPTION

Articles and Countries from which Imported	MONTH OF SEPTEMBER 1955		NINE MONTHS ENDED SEPTEMBER 1955		Class Number
	Quantities	Values (\$)	Quantities	Values (\$)	
COMPLETE DINNERS MEAT FROZEN 400 U STATES	LB 53687	37787	214840	130062	2272
MILK SKIM POWDERED 400 U STATES	LB 53687	37787	214840	130062	2280
MILK AND CREAM FRESH 318 DENMARK 400 U STATES	GAL 1044 730 1774	2822 2919 5741	9932 7528 17460	20830 27631 48461	2281
BUTTER 100 U KINGDOM 400 U STATES	LB 152 152	112 112	4697 612 5309	1958 369 2327	2282
CASEIN 236 NEW ZEAL 400 U STATES	LB 6033 6033	2835 2835	22228 135858 158086	4196 29361 33557	2283
CHEESE 100 U KINGDOM 234 AUSTRALIA 236 NEW ZEAL 304 ARGENTINA 305 AUSTRIA 318 DENMARK 326 FINLAND 327 FRANCE 335 GERMANY W 344 ITALY 354 NETHRLNDS 359 NORWAY 375 SWEDEN 376 SWITZRLND 400 U STATES	LB 7462 7462 5698 72857 879 42990 2280 92516 46643 4003 134877 39889 450094	3196 3196 2204 29421 362 24559 1599 43524 20401 1467 79034 23674 229441	21922 11126 2240649 82041 919 1015567 2579 234333 15847 875105 649948 56601 7822 1108083 753283 7075825	11064 1996 473504 34857 364 389883 1134 116834 9597 433485 263102 22040 2847 655810 341649 2758136	2284
MILK CONDENSED OR EVAPORATED 100 U KINGDOM 400 U STATES	LB 3063 3063	861 861	9166 36159 45325	907 10501 11408	2285
MILK WHOLE POWDERED 400 U STATES	LB 4035 4035	2410 2410	13082 13082	8468 8468	2286
DRIED WHEY DRIED BUTTERMILK 354 NETHRLNDS 400 U STATES	LB 39594 39594	4033 4033	1200 193756 194956	811 15068 15879	2287
OLEIC ACID OR RED OIL 100 U KINGDOM 400 U STATES	LB 4151 112932 117083	1015 23665 24680	39506 1204664 1244170	7136 221557 228693	2288
STEARIC ACID 100 U KINGDOM 400 U STATES	LB 100000 20270 120270	12321 3396 15717	453000 615486 1068486	57966 99876 157842	2289
LARD OIL 400 U STATES	GAL 1179 1179	2053 2053	4822 4822	8436 8436	2291
NEATS FOOT OIL ANIMAL OIL N O P	GAL 4044 1760 5804	2280 2481 4761	7776 5114 12890	5024 8178 13202	2292 2293
COD LIVER OIL 100 U KINGDOM 359 NORWAY 400 U STATES	GAL 4702 2725 7427	6270 5285 11555	28006 32180 61307	38843 55412 96804	2294
FISH OIL N O P 347 JAPAN 400 U STATES	GAL 2772 195281 198053	12799 148894 161693	28611 1448740 1477351	115363 1137760 1253123	2295
SEAL OIL WHALE AND SPERMACETI OIL 100 U KINGDOM 359 NORWAY 400 U STATES	GAL 65 65	116 116	4706 2961 12624 20291	6572 4372 16388 27332	2296 2297
HALIBUT LIVER OIL 400 U STATES		5371 5371		5422 5422	2298
FISH OIL CONCENTRATED 347 JAPAN 400 U STATES		4132 4132		22546 160278 182824	2299
FISH OIL FOR FORTIFYING 100 U KINGDOM 347 JAPAN 354 NETHRLNDS 400 U STATES		857 14645 6665 22167		2143 64331 3277 24784 94535	2300
BEE SWAX 100 U KINGDOM 215 INDIA 234 AUSTRALIA	LB		4480 37927 2200	2882 18255 1370	2302

IMPORTS INTO CANADA FOR CONSUMPTION

Articles and Countries from which Imported	MONTH OF SEPTEMBER 1955		NINE MONTHS ENDED SEPTEMBER 1955		Class Number
	Quantities	Values (\$)	Quantities	Values (\$)	
309 BRAZIL			32730	21492	
312 CHILE			6585	4270	
316 CUBA	6026	3699	36546	22722	
337 GUATEMALA			2996	1913	
338 HAITI			1016	614	
400 U STATES	19853	12751	212920	134192	
CANDLES N O P	25879	16450	337400	207710	2303
318 DENMARK	LB		1175	427	
335 GERMANY W			1550	403	
375 SWEDEN			1658	536	
400 U STATES	4753	1712	77778	26466	
GREASE ROUGH	4753	1712	82161	27832	2304
100 U KINGDOM	CWT		1641	16538	
335 GERMANY W			189	1849	
354 NETHRLNDS			50	230	
389 IRELAND			51	301	
400 U STATES	23532	186897	89054	710492	
LARD AND COMPOUNDS STEARINE	23532	186897	90985	729410	2307
400 U STATES	LB				
TALLOW	1028777	102479	2196688	235443	2308
400 U STATES	1028777	102479	2196688	235443	
EGG ALBUMEN ORIED POWDERED ETC	LB		386398	40064	2315
100 U KINGDOM	200	208	1200	1470	
231 HONG KONG			6000	5792	
313 CHINA	22400	16424	67800	60674	
318 DENMARK	112	120	224	252	
400 U STATES	6400	10133	113541	154151	
EGG YOLK DRIED POWDERED ETC	29112	26885	188765	222339	2316
313 CHINA	LB				
EGGS WHOLE DRIED POWDERED ETC	6000	3616	6000	3616	2317
313 CHINA	LB				
400 U STATES	6000	3659	28000	17025	
GELATINE INEDIBLE PHOTOGRAPHIC			14648	17338	2320
400 U STATES	LB		42648	34363	
ANIMAL GLANDS FOR MEDICINE			214320	318054	2321
400 U STATES		6006		36618	
BLOOD ALBUMEN AND BLOOD DRIED		6006		36618	2324
400 U STATES		1159		5395	
EGGS IN THE SHELL		1159		5395	2325
100 U KINGDOM	DOZ		460	622	
231 HONG KONG	3050	2205	23347	12461	
354 NETHRLNDS	90	83	90	83	
381 ALASKA			300	206	
400 U STATES	13998	24273	392495	735173	
EGGS YOLK OR ALBUMEN FROZEN	17138	26561	416692	748545	2326
335 GERMANY W	LB				
400 U STATES	7674	532	4962	1735	
GELATINE CAPSULES EMPTY		532	56149	38979	2328
400 U STATES		11599	61111	40714	
GELATINE EDIBLE		11599		281137	2329
100 U KINGDOM	LB				
234 AUSTRALIA	59808	29603	399788	194549	
236 NEW ZEAL	25400	9708	206550	81654	
306 BELGIUM			10000	4326	
318 DENMARK			80012	37087	
327 FRANCE	5040	2015	6720	3118	
335 GERMANY W			163128	62683	
354 NETHRLNDS			404	754	
400 U STATES	71284	59450	46776	16642	
GELATINE N O P	161532	100776	783624	526558	2331
100 U KINGDOM	LB		1697002	927371	
400 U STATES	11200	2203	34120	7525	
GLUE ANIMAL POWDERED OR SHEET	27523	18670	69630	43231	2332
100 U KINGDOM	38723	20873	103750	50756	
234 AUSTRALIA	143896	22499	1493958	241801	
318 DENMARK	8960	1491	42560	7039	
375 SWEDEN	2200	302	2001	229	
400 U STATES	40456	6729	4440	626	
GLUE N O P	195512	31021	186808	31332	2333
100 U KINGDOM	LB				
335 GERMANY W	190	80	3562	1359	
400 U STATES	11923	4987	1060	408	
CATGUT WORMGUT UNMANUFACTURED	12113	5067	78622	31505	2335
GUT AND MANUFACTURES N O P			83244	33272	2336
100 U KINGDOM		144		4230	
234 AUSTRALIA		114		5705	
335 GERMANY W				490	

IMPORTS INTO CANADA FOR CONSUMPTION

Articles and Countries from which Imported	MONTH OF SEPTEMBER 1955		NINE MONTHS ENDED SEPTEMBER 1955		Class Number
	Quantities	Values (\$)	Quantities	Values (\$)	
372 SPAIN				446	
400 U STATES		4249		41349	
HONEY		4507		52220	
100 U KINGDOM	LB 623	401	1606	865	2337
304 ARGENTINA			153990	19384	
337 GUATEMALA			71180	10862	
352 MEXICO			60812	8736	
354 NETHRLNDS		238 72	430	130	
400 U STATES		1024355 149102	2659019	390199	
MANURES ANIMAL		1025216 149575	2947037	430176	
400 U STATES	CWT 816	1740	27897	51735	2338
MUSK IN PODS OR GRAINS		816 1740	27897	51735	
215 INDIA	OZ		30	178	2339
231 HONG KONG			624	13486	
RENNET RAW AND PREPARED			654	13664	
400 U STATES	LB 4923	4098	59019	49621	2340
SAUSAGE CASINGS UNCLEANED		4923 4098	59019	49621	
236 NEW ZEAL				107138	2341
400 U STATES		8623		79211	
SAUSAGE CASINGS CLEANED		8623		186349	
234 AUSTRALIA		21485		376037	2342
236 NEW ZEAL		30986		2098802	
335 GERMANY W		2614		26695	
400 U STATES		2921		36338	
TANKAGE		58006		2537872	
100 U KINGDOM	CWT		500	633	2343
236 NEW ZEAL			383	3256	
400 U STATES	892	891	50378	52208	
ANIMAL PRODUCTS N O P		892 891	51261	56097	
100 U KINGDOM		1477		4860	2344
215 INDIA				605	
231 HONG KONG		1683		7507	
327 FRANCE		491		4117	
344 ITALY				567	
347 JAPAN		223		4724	
400 U STATES		46933		179345	
HORSE MEAT AND OFFAL FOR FOXES		50807		201725	
100 U KINGDOM	CWT		5928	50312	2345
236 NEW ZEAL			447	3904	
400 U STATES	3471	20589	19176	138678	
DOG FOOD AND PET STOCK FOOD		3471 20589	25551	192894	
100 U KINGDOM				219	2347
335 GERMANY W				465	
354 NETHRLNDS				632	
400 U STATES		12007		115922	
TARIFF 206 254 635 679 686 699		12007		117238	
100 U KINGDOM				178	2348
366 PORTUGAL				213	
400 U STATES		804		6406	
		804		6797	

Year	Event
1776	Declaration of Independence
1787	Constitution signed
1791	Bill of Rights adopted
1800	Washington becomes first president
1803	Louisiana Purchase
1812	War of 1812
1820	Missouri Compromise
1848	California Gold Discovery
1861	Civil War begins
1865	Emancipation Proclamation
1877	Compromise of 1877
1890	Wounded Knee Massacre
1896	Plessy vs. Ferguson
1901	Spanish-American War
1904	Summer Olympics in St. Louis
1909	Antitrust legislation
1914	Woodrow Wilson becomes president
1917	U.S. enters WWI
1918	1918 influenza pandemic
1920	Prohibition begins
1929	Wall Street Crash
1933	Franklin D. Roosevelt becomes president
1937	Supreme Court decision on New Deal
1941	Pearl Harbor attack
1945	WWII ends
1948	Truman becomes president
1954	Brown vs. Board of Education
1957	First satellite state in Eastern Bloc
1960	John F. Kennedy becomes president
1963	John F. Kennedy assassination
1964	Civil Rights Act
1968	Richard Nixon becomes president
1971	Nixon's Vietnam withdrawal
1973	Watergate scandal
1974	Nixon resigns
1976	Gerald R. Ford becomes president
1979	Iranian Revolution
1980	Jimmy Carter becomes president
1981	Iranian Hostage Crisis
1982	Reagan becomes president
1984	Los Angeles Olympics
1987	Reagan's second term
1989	End of Cold War
1991	Gulf War
1993	Clinton becomes president
1994	NATO expansion
1997	Clinton's second term
1998	Clinton impeachment
1999	Clinton's third term
2001	9/11 attacks
2001	George W. Bush becomes president
2002	Afghanistan War
2003	Iraq War
2004	2004 US Presidential Election
2005	Hurricane Katrina
2006	2006 US Midterm Elections
2008	2008 US Presidential Election
2009	Barack Obama becomes president
2010	2010 US Midterm Elections
2011	Arab Spring
2012	2012 US Presidential Election
2013	Obama's second term
2014	2014 US Midterm Elections
2015	Paris Climate Agreement
2016	2016 US Presidential Election
2017	Donald Trump becomes president
2018	2018 US Midterm Elections
2019	Trump's second term
2020	2020 US Presidential Election
2020	COVID-19 pandemic
2021	Joe Biden becomes president
2021	January 6th insurrection
2022	2022 US Midterm Elections
2022	Russia invades Ukraine
2023	Trump's third term
2024	2024 US Presidential Election

IMPORTS INTO CANADA FOR CONSUMPTION

Articles and Countries from which Imported	MONTH OF SEPTEMBER 1955		NINE MONTHS ENDED SEPTEMBER 1955		Class Number
	Quantities	Values (\$)	Quantities	Values (\$)	
<u>GROUP 3</u>					
<u>FIBRES TEXTILES AND PRODUCTS</u>					
RAW COTTON	LB				3001
100 U KINGDOM			39111	13820	
215 INDIA	39181	9349	189571	50822	
216 PAKISTAN	81436	21200	1187289	368515	
309 BRAZIL			805797	236095	
323 EL SALVADOR			49835	18837	
337 GUATEMALA			2125407	724854	
352 MEXICO	5195629	1761859	15875579	5532577	
358 NICARAGUA	269855	89553	2694625	913024	
363 PERU			188697	88652	
400 U STATES	7893891	2842076	105136690	37329271	
	13479992	4724037	128292601	45276467	
COTTON LINTERS N O P	LB				3002
306 BELGIUM			730086	36654	
309 BRAZIL			297226	23677	
323 EL SALVADOR	181712	8258	939580	43535	
352 MEXICO	375847	30652	613038	48327	
358 NICARAGUA			294816	16104	
363 PERU	13720	2441	40676	7104	
400 U STATES	1186470	79134	9803845	732168	
	1757749	120485	12719267	907569	
COTTON LINTERS FOR PAPER	LB				3003
BATTS BATTING WADDING COTTON	LB				3004
100 U KINGDOM			472	311	
400 U STATES	64940	28756	610570	310773	
	64940	28756	611042	311084	
CARDED SLIVER COTTON FIBRES	LB				3005
400 U STATES			1100	599	
			1100	599	
COTTON PULP FOR ART SILK YARN	LB				3006
400 U STATES	218239	21752	1732114	173380	
	218239	21752	1732114	173380	
COTTON THREAD	LB				3009
100 U KINGDOM	1050	1938	12838	28130	
317 CZECHOSLOVAKIA	11314	11044	32752	34385	
327 FRANCE			321	1332	
335 GERMANY W	206	462	1501	4329	
344 ITALY	545	567	10059	11572	
354 NETHERLANDS			73	81	
376 SWITZERLAND			7359	14909	
400 U STATES	52703	85677	410618	635910	
	65818	99688	475521	730648	
COTTON YARNS SINGLES N O P	LB				3011
100 U KINGDOM	15358	19037	93866	111887	
335 GERMANY W			6029	5455	
400 U STATES	13980	14052	149882	142183	
	29338	33089	249777	259525	
YARNS SINGLES FOR KNIT GOODS	LB				3012
100 U KINGDOM	1059	950	7855	11491	
400 U STATES	32371	29880	534255	425823	
	33430	30830	542110	437314	
COTTON YARNS N O P	LB				3013
100 U KINGDOM	4490	5823	47990	47144	
354 NETHERLANDS	143	126	1543	1227	
400 U STATES	136092	122155	1198335	1128907	
	140725	128104	1247868	1177278	
CROCHET KNITTING COTTON N O P	LB				3014
100 U KINGDOM			3487	11812	
327 FRANCE	908	4178	7747	35451	
335 GERMANY W			30	99	
354 NETHERLANDS			363	397	
400 U STATES	8463	15223	92038	174599	
	9371	19401	103665	222358	
CORDS AND TWINE COTTON N O P	LB				3015
100 U KINGDOM	13415	7442	63348	35291	
400 U STATES	25456	28132	246803	260653	
	38871	35574	310151	295944	
COTTON YARNS TINSEL THREAD	LB				3017
100 U KINGDOM			2250	3594	
327 FRANCE			182	1137	
400 U STATES	6898	18666	42798	94797	
	6898	18666	45230	99528	
MERCERIZED YARNS 40 AND FINER	LB				3018
100 U KINGDOM	1803	3777	20226	37689	
400 U STATES			6022	9752	
	1803	3777	26248	47441	
COTTON YARNS HANKS FOR THREAD	LB				3019
100 U KINGDOM	75500	119455	728320	1145693	
322 EGYPT			2000	1900	
400 U STATES	6703	8212	146462	169210	
	82203	127667	876782	1316803	
COTTON YARN 2 PLY 80 AND FINER	LB				3020
100 U KINGDOM	1404	6133	5402	22165	
	1404	6133	5402	22165	
COTTON YARN SINGLES FOR THREAD	LB				3021
100 U KINGDOM	130402	143679	966249	1094987	
	130402	143679	966249	1094987	
COTTON YARN TO BE MERCERIZED	LB				3022
100 U KINGDOM	2094	3018	153079	255012	

IMPORTS INTO CANADA FOR CONSUMPTION

Articles and Countries from which Imported	MONTH OF SEPTEMBER 1955		NINE MONTHS ENDED SEPTEMBER 1955		Class Number
	Quantities	Values (\$)	Quantities	Values (\$)	
	400 U STATES	5004	5558	201889	
COTTON YARNS SINGLES 20 TO 40	7098	8576	354968	469469	
100 U KINGDOM	LB				3023
335 GERMANY W	37005	34603	284255	271183	
400 U STATES			33166	30690	
COLOURED COT FAB NOP OVER 80 C	37005	34603	317582	302506	
100 U KINGDOM	LB				3026
215 INDIA	52232	100682	565836	1032018	
220 BERMUDA	400	491	34447	35302	
305 AUSTRIA			10	131	
306 BELGIUM	68	141	7564	12487	
317 CZECHO S	59041	57586	572925	531059	
318 DENMARK	8418	8462	25475	40065	
327 FRANCE	5684	8319	9706	18051	
335 GERMANY W	5335	7630	46302	80487	
344 ITALY	17997	30569	190530	323993	
347 JAPAN	3782	13896	29180	79742	
354 NETHRLNDS	39300	41187	313201	325263	
365 POLAND	60893	96702	444936	711630	
372 SPAIN	2266	2736	29639	31681	
375 SWEDEN	2910	2659	2952	2726	
376 SWITZRLND	238	455	1204	2959	
390 GERMANY E	3100	7242	20312	83728	
400 U STATES	1234369	1672683	12732289	18492933	
COLORED COT FAB NOP 5D TO 80 C	1496033	2051440	15032512	21814670	
100 U KINGDOM	LB				3027
215 INDIA	2111	1364	46313	29021	
306 BELGIUM	144097	78001	735793	415360	
335 GERMANY W	7277	5509	149952	116592	
344 ITALY			4072	3209	
347 JAPAN	3543	2429	44496	30117	
354 NETHRLNDS	11625	8066	51313	36967	
365 POLAND	1200	798	12504	8328	
400 U STATES	81310	54784	618671	425591	
COLORED COT FAB NOP UNDER 50 C	251163	150951	1664163	1065961	
100 U KINGDOM	LB				3028
215 INDIA	3674	1322	14185	5030	
347 JAPAN	144187	67257	764182	351881	
365 POLAND			5000	2252	
400 U STATES	10061	3195	71864	25779	
COTTON DENIMS	157922	71774	856659	385619	
100 U KINGDOM	LB				3029
215 INDIA	630	706	4305	5588	
400 U STATES	3200	1360	8508	4606	
HANDKERCHIEF COTTON BLEACHED	96018	68248	1823642	1264596	
100 U KINGDOM	99848	70314	1836455	1274790	
400 U STATES					
COTTON FABRIC NOT BLEACHED NOP	LB				3030
100 U KINGDOM	234	323	15988	26727	
215 INDIA			6196	6317	
400 U STATES	234	323	22184	33044	
COTTON FABRIC NOT BLEACHED NOP	LB				3031
100 U KINGDOM	322	559	32597	59355	
215 INDIA	134620	63654	1725107	802342	
225 TRINIDAD			31711	17292	
305 AUSTRIA			24100	20512	
306 BELGIUM	2505	1896	15711	10739	
317 CZECHO S	5533	4860	32512	30275	
327 FRANCE			90	120	
347 JAPAN	63708	48316	319643	214659	
354 NETHRLNDS	8720	5689	79183	49590	
365 POLAND			4620	2347	
372 SPAIN			66996	40740	
376 SWITZRLND	1069	727	1097	871	
400 U STATES	731363	524362	6653424	4789343	
CANTON FLANNELS NOT COLOURED	947840	650063	8986791	6038185	
100 U KINGDOM	LB				3032
215 INDIA	7152	12091	69383	119360	
306 BELGIUM	250	192	12220	8147	
335 GERMANY W	492	393	9143	6957	
347 JAPAN	22059	22675	11357	10096	
354 NETHRLNDS	1861	1378	441711	426229	
365 POLAND	6615	4000	34031	30637	
376 SWITZRLND			87921	54948	
400 U STATES	51504	68231	562951	696211	
TOWELLING IN THE WEB	89933	108960	1229240	1354734	
100 U KINGDOM	LB				3033
400 U STATES	12528	11391	4959	4996	
VOILES SCRIMS NOT COLOURED	12528	11391	58479	53991	
100 U KINGDOM	LB				3034
215 INDIA	338	1084	6526	18003	
327 FRANCE	1127	757	1127	757	
347 JAPAN			899	2829	
365 POLAND	4638	5382	29276	32130	
376 SWITZRLND			8556	10110	
400 U STATES	659	3168	3961	19054	
COTTON FABRICS BLEACHED N O P	28928	29986	229502	263586	
100 U KINGDOM	35690	40377	279847	346469	
306 BELGIUM	LB				3035
	6288	11328	61980	103738	
	529	496	529	496	

IMPORTS INTO CANADA FOR CONSUMPTION

Articles and Countries from which Imported	MONTH OF SEPTEMBER 1955		NINE MONTHS ENDED SEPTEMBER 1955		Class Number
	Quantities	Values (\$)	Quantities	Values (\$)	
327 FRANCE	365	767	477	1080	
335 GERMANY W	3164	4695	11730	14639	
354 NETHRLNDS			1713	2119	
365 POLAND			4065	4972	
375 SWEDEN			277	356	
376 SWITZRLND			840	3436	
400 U STATES	11801	14135	212592	236739	
	22147	31421	294203	367575	
COTTON CHEESECLOTH AND GAUZE	LB				3036
100 U KINGDOM	1514	2449	42021	52510	
335 GERMANY W			1339	1453	
347 JAPAN			540	503	
400 U STATES	380490	317288	2448748	2188305	
	382004	319737	2492648	2242771	
POPLIN BLEACHED NOT COLOURED	LB				3037
100 U KINGDOM	306	766	12968	25640	
335 GERMANY W			2399	3513	
347 JAPAN	8101	8534	40235	42606	
354 NETHRLNDS			284	481	
400 U STATES	29402	29928	126367	136147	
	37809	39228	182253	208387	
COTTON FABRICS COUNT 100	LB				3039
100 U KINGDOM	45868	149211	309348	1059639	
400 U STATES			574	1033	
	45868	149211	309922	1060672	
COTTON FABRICS CUT PILE N O P	LB				3040
100 U KINGDOM	575	1659	1895	5197	
327 FRANCE	5439	9293	7444	12634	
335 GERMANY W	3102	7325	31944	74387	
344 ITALY			191	418	
347 JAPAN	248	259	1078	1248	
400 U STATES	5846	9411	52147	86358	
	15210	27947	94699	180242	
COTTON FABRIC FOR TYPE RIBBON	LB				3041
100 U KINGDOM	6105	24863	97143	394684	
400 U STATES	808	4021	4259	35132	
	6913	28884	101402	429816	
COTTON FABRIC BILLIARD CLOTH	LB				3042
400 U STATES			150	114	
			150	114	
SAILCLOTH EGYPTIAN COTTON	LB				3043
100 U KINGDOM			2672	6578	
400 U STATES			102	440	
			2774	7018	
FILTER CLOTH FOR MINING	LB				3044
100 U KINGDOM	435	633	2063	3014	
400 U STATES			620	512	
	435	633	2683	3526	
COTTON FABRIC KNITTED	LB				3045
100 U KINGDOM	22073	25316	250287	317135	
400 U STATES	29536	41805	355548	487818	
	51609	67121	605835	804953	
COTTON SHADOW CRETONNES	LB				3046
100 U KINGDOM	159	183	482	1037	
400 U STATES			1618	1903	
	159	183	2100	2940	
COTTON GABARDINES	LB				3047
100 U KINGDOM	7330	10877	50492	104859	
400 U STATES	682	855	2356	2650	
	8012	11732	52848	107509	
COTTON FABRICS 80 TO 99 COUNT	LB				3048
100 U KINGDOM	3239	10704	20858	75065	
400 U STATES	81	178	2563	3377	
	3320	10882	23421	78442	
COTTON FABRICS CUT WEFT PILE	LB				3049
100 U KINGDOM	32097	72299	153938	378832	
306 BELGIUM	1150	2378	1828	3420	
327 FRANCE	466	918	1714	3622	
335 GERMANY W	117	331	835	1823	
344 ITALY	1180	3051	2731	7308	
347 JAPAN	56395	72600	299422	384137	
354 NETHRLNDS			10385	11292	
400 U STATES	63095	95636	472953	708756	
	154500	247213	943806	1499190	
COTTON FABRICS FOR BOOK COVERS	LB				3050
100 U KINGDOM	4509	4671	61180	60860	
335 GERMANY W			496	571	
400 U STATES	7688	8790	59733	67470	
	12197	13461	121409	128901	
LACE NOT COLOURED FOR CLOTHING	LB				3051
100 U KINGDOM	492	1830	3338	11383	
305 AUSTRIA	3959	15300	101988	380886	
306 BELGIUM	244	2293	280	2815	
327 FRANCE	946	6605	12360	80043	
335 GERMANY W			1755	6634	
344 ITALY			18	99	
347 JAPAN	4815	5911	81267	127898	
354 NETHRLNDS	110	185	972	985	
376 SWITZRLND	1403	5664	17559	73260	
390 GERMANY E	1399	5204	1399	5204	
400 U STATES	5660	31572	109181	557800	
	19028	74564	330117	1247007	
LACE COLOURED FOR CLOTHING	LB				3052
100 U KINGDOM			160	1456	
305 AUSTRIA	64	327	380	1515	
327 FRANCE	63	506	1577	12237	

IMPORTS INTO CANADA FOR CONSUMPTION

Articles and Countries from which Imported	MONTH OF SEPTEMBER 1955		NINE MONTHS ENDED SEPTEMBER 1955		Class Number
	Quantities	Values (\$)	Quantities	Values (\$)	
335 GERMANY W			144	460	
347 JAPAN			500	662	
376 SWITZRLND			1673	9948	
400 U STATES	23	582	7215	47325	
	526	4416			
EMBROIDERIES COTTON N O P	676	5831	11649	73603	
	LB				3053
100 U KINGDOM			812	2583	
215 INDIA			355	925	
231 HONG KONG			458	1426	
305 AUSTRIA	527	2967	4348	23557	
306 BELGIUM			835	862	
327 FRANCE	146	542	1122	5918	
335 GERMANY W	21	143	104	709	
347 JAPAN	608	2123	3395	6976	
354 NETHRLNDS	134	512	134	512	
367 AZORES			47	143	
376 SWITZRLND	166	2345	6881	47807	
400 U STATES	109	435	4330	19100	
	1711	9067	22821	110518	
LACE BOBBINET NETS COTTON NOP	LB				3054
100 U KINGDOM	1676	3937	22835	57255	
215 INDIA	110	681	540	3438	
231 HONG KONG	311	797	1102	3278	
305 AUSTRIA			61	838	
306 BELGIUM			102	598	
317 CZECHO S			22	112	
327 FRANCE	329	1854	1360	10348	
335 GERMANY W	75	320	489	1587	
347 JAPAN	2908	2942	4626	5254	
354 NETHRLNDS			4224	17493	
376 SWITZRLND	18	453	518	5625	
400 U STATES	428	1419	6665	24139	
	5855	12403	42544	129965	
WHITE COTTON BOBBINET PLAIN	YD				3055
100 U KINGDOM	5142	1428	142355	57397	
	5142	1428	142355	57397	
GLOVES COTTON	DZ PR				3064
100 U KINGDOM	2699	23751	24580	213995	
224 JAMAICA			91	630	
231 HONG KONG	1013	4641	10809	34804	
232 MALTA	12	132	222	1821	
305 AUSTRIA	4	112	4	112	
317 CZECHO S	1452	5911	14121	58994	
327 FRANCE	445	5024	2522	28891	
335 GERMANY W	4518	29976	37410	224212	
344 ITALY	1558	11562	16041	88449	
347 JAPAN	5465	24629	72937	262005	
354 NETHRLNDS			125	115	
372 SPAIN			4	111	
390 GERMANY E	524	2348	1200	5832	
400 U STATES	2460	11128	20434	100837	
	20150	119214	200500	1020808	
SOCKS AND STOCKINGS COTTON	DZ PR				3065
100 U KINGDOM	8850	32819	98124	291763	
327 FRANCE			5	91	
335 GERMANY W			62	339	
344 ITALY			180	786	
354 NETHRLNDS			418	1572	
372 SPAIN	2200	9466	7827	34540	
400 U STATES	10774	36598	157590	484425	
	21824	78883	264206	813516	
SHIRTS COTTON NDT KNITTED	LB				3066
100 U KINGDOM	772	3335	10324	44398	
231 HONG KONG	2400	2388	3225	3451	
305 AUSTRIA	286	844	5673	17925	
327 FRANCE			147	481	
344 ITALY	2160	3149	3269	9514	
347 JAPAN	71068	67803	169694	177402	
352 MEXICO			194	679	
354 NETHRLNDS			354	555	
376 SWITZRLND	908	2100	8175	30233	
383 HAWAII			143	679	
400 U STATES	23816	46558	180290	381132	
	101410	126177	381488	666449	
UNDERWEAR COTTON KNITTED	LB				3067
100 U KINGDOM	32370	56173	126863	235361	
215 INDIA			7426	5572	
306 BELGIUM	698	1229	1243	2101	
347 JAPAN			114	128	
354 NETHRLNDS	3120	5280	10319	16362	
376 SWITZRLND			45	419	
400 U STATES	6306	13516	62060	124206	
	42494	76198	208070	384149	
COTTON CLOTHING N O P WOVEN	LB				3068
100 U KINGDOM	5186	18693	30833	115707	
215 INDIA			9	104	
224 JAMAICA			10	90	
231 HONG KONG	2638	2937	3078	3673	
305 AUSTRIA	9	111	1156	10833	
306 BELGIUM	106	126	572	1419	
318 DENMARK			15	180	
327 FRANCE	3	109	207	2652	
335 GERMANY W	52	324	1494	5972	
337 GUATEMALA			617	1803	
340 HUNGARY			85	1028	
344 ITALY	387	1976	4741	29671	

IMPORTS INTO CANADA FOR CONSUMPTION

Articles and Countries from which Imported	MONTH OF SEPTEMBER 1955		NINE MONTHS ENDED SEPTEMBER 1955		Class Number
	Quantities	Values (\$)	Quantities	Values (\$)	
347 JAPAN	4969	7925	87970	119246	
352 MEXICO	95	369	1048	3431	
354 NETHRLNDS	1039	2037	7206	15638	
359 NORWAY			38	80	
367 AZORES			683	3883	
376 SWITZRLND	299	3822	3773	36823	
383 HAWAII			1728	13771	
400 U STATES	58946	132243	584339	1355604	
	73729	170672	729602	1721608	
DRESSES WVN COTT WOMENS CHLONS	NO				3069
100 U KINGDOM	236	1260	2211	16341	
305 AUSTRIA			5	73	
327 FRANCE	68	176	539	4073	
335 GERMANY W	3	66	36	518	
344 ITALY	13	166	425	2684	
367 AZORES			42	113	
375 SWEDEN			3	113	
376 SWITZRLNO	4	173	1139	8617	
383 HAWAII			1569	12779	
389 IRELAND			11	89	
400 U STATES	19363	51505	332541	1093351	
	19687	53346	338521	1138751	
SMOCKS OVRALLS WVN COTTON MENS	LB				3070
100 U KINGDOM			225	375	
347 JAPAN	1058	1219	7413	9359	
354 NETHRLNDS			755	1010	
400 U STATES	25348	36669	169693	247336	
	26406	37888	178086	258080	
RAINCOATS WATERPROOFED COTTON	NO				3071
100 U KINGDOM	584	7026	12177	112900	
335 GERMANY W	307	2907	6837	49627	
354 NETHRLNDS			80	685	
360 ISRAEL	23	269	402	2758	
375 SWEDEN			5	104	
376 SWITZRLND			375	4339	
400 U STATES	987	2202	10205	35443	
	1901	12404	30081	205856	
CLTHG NOP COTT KNIT INFTS CHLD	LB				3072
100 U KINGDOM	7542	15480	70117	158419	
306 BELGIUM	207	792	940	2901	
335 GERMANY W	556	1841	1917	6414	
347 JAPAN			25493	26513	
354 NETHRLNDS	160	504	742	2174	
400 U STATES	14701	35953	65618	191500	
	23166	54570	164827	387921	
CLTHG NOP COTT KNIT WOMNS GRLS	LB				3073
100 U KINGDOM	4084	10535	39334	103740	
305 AUSTRIA			22	128	
306 BELGIUM			66	148	
335 GERMANY W			41	55	
344 ITALY	40	625	139	1927	
347 JAPAN	65	78	2285	2613	
354 NETHRLNDS			1222	2261	
376 SWITZRLND	13	147	209	1872	
400 U STATES	2212	6958	41758	115571	
	6414	18343	85076	228315	
CLTHG NOP COTT KNIT MENS BOYS	LB				3074
100 U KINGDOM	2796	5594	50873	110070	
215 INDIA			1490	934	
335 GERMANY W	2212	3253	2357	3496	
344 ITALY	28	404	278	2064	
347 JAPAN	3101	3045	129470	122533	
354 NETHRLNDS	63	163	1516	2672	
376 SWITZRLND			334	2050	
400 U STATES	5579	14076	70169	177990	
	13779	26535	256487	421809	
BAGS COTTON	LB				3082
100 U KINGDOM	224	109	404	255	
347 JAPAN			730	1662	
400 U STATES	1036	1659	26899	25857	
	1260	1768	28033	27774	
BELTING OF COTTON	LB				3083
100 U KINGDOM	1916	2081	26969	37783	
400 U STATES	10887	18937	88535	163867	
	12803	21018	115504	201650	
BLANKETS OF COTTON	LB				3084
100 U KINGDOM	11049	10751	50344	46198	
306 BELGIUM	13856	10400	143766	105674	
335 GERMANY W	4911	3090	86742	55223	
347 JAPAN	4824	3272	64669	30392	
354 NETHRLNDS	8341	5194	82158	45027	
376 SWITZRLND			6915	4923	
400 U STATES	19935	21264	95334	96371	
	62916	53971	529928	383808	
TAPE AND WEBBING HOOK AND EYE	LB				3085
400 U STATES	152	350	3891	7243	
	152	350	3891	7243	
BRAIDED WICK FOR CANDLES					3086
100 U KINGDOM		889		2492	
400 U STATES		589		24437	
		1478		26929	
CURTAINS COTTON N O P	LB				3087
100 U KINGDOM	60	248	2639	6651	
354 NETHRLNDS	210	283	378	480	
376 SWITZRLND			421	2855	
400 U STATES	11615	18656	92951	165371	
	11885	19187	96389	175357	

IMPORTS INTO CANADA FOR CONSUMPTION

Articles and Countries from which Imported	MONTH OF SEPTEMBER 1955		NINE MONTHS ENDED SEPTEMBER 1955		Class Number
	Quantities	Values (\$)	Quantities	Values (\$)	
TABLE AND TRAY CLOTHS COTTON	LB				3088
100 U KINGDOM	10876	23443	83435	181102	
215 INDIA	45	69	67	162	
216 PAKISTAN			297	477	
231 HONG KONG	2290	5295	21072	57153	
305 AUSTRIA	329	1249	1043	2912	
306 BELGIUM	229	504	1819	5029	
313 CHINA	17448	28360	48090	87125	
318 DENMARK			23	130	
327 FRANCE	20	656	490	3914	
335 GERMANY W	1199	2043	4191	7716	
344 ITALY	334	747	443	1160	
347 JAPAN	14638	16907	56869	66500	
352 MEXICO			160	292	
354 NETHRLNDS	4703	7986	30851	50854	
367 AZORES			394	2152	
373 CANARY IS			155	584	
376 SWITZRLND	322	3534	2360	17442	
400 U STATES	6102	9883	64125	97092	
	58535	100676	315884	581796	
DUCK SEAMLESS COTTON FOR HOSE	LB				3089
400 U STATES	675	817	1085	1364	
	675	817	1085	1364	
FRINGES AND TASSELS COTTON	LB				3090
400 U STATES			682	1940	
			682	1940	
HANDKERCHIEFS COTTON	LB				3091
100 U KINGDOM	24222	64969	129775	365419	
231 HONG KONG	20	251	152	1592	
305 AUSTRIA	473	1948	911	5844	
306 BELGIUM	380	1481	557	2201	
317 CZECHO S	577	1137	2752	6927	
327 FRANCE	55	737	116	1767	
335 GERMANY W	61	363	233	1654	
344 ITALY			12	73	
347 JAPAN	9623	9921	133362	146151	
354 NETHRLNDS	180	467	1214	2482	
376 SWITZRLND	3363	36030	18240	199662	
400 U STATES	2514	9200	19143	69587	
	41468	126504	306467	803359	
LADDER TAPES FOR BLINDS	LB				3092
100 U KINGDOM	1235	1769	12982	18229	
400 U STATES	3636	3682	11738	11598	
	4871	5451	24720	29827	
MANTLE STOCKING FOR GAS LIGHT					3093
400 U STATES				484	
				484	
QUILTS COUNTERPANES COTTON	LB				3094
100 U KINGDOM	651	1095	20642	28576	
215 INDIA	612	494	2578	2647	
306 BELGIUM	2072	1725	4523	3914	
347 JAPAN			2967	1778	
354 NETHRLNDS			11254	12697	
367 AZORES	160	371	160	371	
400 U STATES	98802	122620	825323	956085	
	102297	126305	867447	1006068	
SHEETS COTTON	LB				3095
100 U KINGDOM	2345	3306	9795	14636	
306 BELGIUM	2262	1707	9167	7603	
354 NETHRLNDS	1062	937	13994	12873	
367 AZORES	72	416	1191	3596	
400 U STATES	100312	112967	686507	748691	
	106053	119333	720654	787399	
TOWELS COTTON	LB				3096
100 U KINGDOM	2558	2855	17783	20103	
215 INDIA			1911	1517	
231 HONG KONG			1949	1614	
305 AUSTRIA	116	360	386	674	
306 BELGIUM	353	353	7447	8544	
317 CZECHO S	6600	5735	6750	5980	
335 GERMANY W	1216	1270	2309	2462	
344 ITALY			95	127	
347 JAPAN	24881	22374	134839	103396	
354 NETHRLNDS	232	241	9194	12532	
367 AZORES	57	441	117	930	
400 U STATES	385270	377739	2169990	2155847	
	421283	411368	2352770	2313726	
COTTON MANUFACTURES N O P	LB				3097
100 U KINGDOM	18939	18093	157101	194795	
215 INDIA			13	90	
231 HONG KONG	87	142	3081	6336	
234 AUSTRALIA			550	446	
305 AUSTRIA	113	302	635	1087	
306 BELGIUM	664	850	10503	14368	
313 CHINA	33	74	238	613	
317 CZECHO S			22	128	
327 FRANCE	18	94	831	2760	
335 GERMANY W	791	1650	7429	8281	
344 ITALY	4050	1053	79166	20520	
347 JAPAN	1169	1229	10283	9571	
354 NETHRLNDS	87	156	6483	7374	
359 NORWAY			32	307	
367 AZORES			98	517	
372 SPAIN			85	243	
376 SWITZRLND	259	350	1609	6682	
381 ALASKA			90	92	

IMPORTS INTO CANADA FOR CONSUMPTION

Articles and Countries from which Imported	MONTH OF SEPTEMBER 1955		NINE MONTHS ENDED SEPTEMBER 1955		Class Number
	Quantities	Values (\$)	Quantities	Values (\$)	
390 GERMANY E	193	540	1021	2005	
400 U STATES	117693	146274	941959	1223998	
WASH CLOTHS BATH MATS COTTON	144096	170807	1221229	1500213	3098
100 U KINGDOM	290	471	578	897	
306 BELGIUM			541	469	
335 GERMANY W			664	842	
347 JAPAN	14360	2536	17331	5247	
354 NETHRLNDS			389	705	
400 U STATES	108119	131864	450255	548990	
PILLOW CASES COTTON	122769	134871	469758	557150	3100
100 U KINGDOM	7533	14193	47200	85074	
231 HONG KONG	8335	11740	46862	73335	
306 BELGIUM	1980	951	4561	3212	
313 CHINA	7697	9961	23251	35103	
347 JAPAN	38249	32124	411921	328282	
354 NETHRLNDS	380	350	1893	2091	
367 AZORES	1405	4031	19987	51290	
373 CANARY IS			1402	3111	
376 SWITZRLND	8	113	91	702	
400 U STATES	9185	13334	146020	185746	
FLAX FIBRE AND TOW	74772	86797	703188	767946	3111
306 BELGIUM			737	14258	
400 U STATES	26	1555	134	9078	
HEMP DRESSED OR UNDRESSED	26	1555	871	23336	3112
344 ITALY			642	18499	
400 U STATES			687	16346	
JUTE AND JUTE BUTTS			1329	34845	3113
100 U KINGDOM			112	1492	
216 PAKISTAN			22801	201560	
400 U STATES	55	1328	2058	24651	
OAKUM OF FLAX HEMP OR JUTE	55	1328	24971	227703	3114
100 U KINGDOM			365	5753	
354 NETHRLNDS	500	4247	4260	38466	
359 NORWAY	17	222	17	222	
400 U STATES	2047	35815	13405	237757	
BATTS WADDING VEGETABLE FIBRES	2564	40284	18047	282198	3115
306 BELGIUM			5206	3336	
400 U STATES			2330	1808	
YARNS JUTE SINGLES N O P			7536	5144	3121
100 U KINGDOM	58434	10282	668469	127927	
215 INDIA	37795	6617	134555	23932	
389 IRELAND			35632	5911	
400 U STATES			9741	2843	
YARNS VEGETABLE FIBRE SINGLES	96229	16899	848397	160613	3122
100 U KINGDOM	1426	390	22546	7824	
335 GERMANY W			8457	1742	
344 ITALY			83397	30220	
352 MEXICO			5788	750	
400 U STATES	51	66	1123	917	
YARNS COROS TWINE OF JUTE NOP	1477	456	121311	41453	3123
100 U KINGDOM	11269	2749	182442	46181	
306 BELGIUM	1014	181	11176	2085	
400 U STATES	981	471	3425	1649	
YARNS CORDS TWINE VEG FIB NOP	13264	3401	197043	49915	3124
100 U KINGDOM	35768	11855	301319	97697	
231 HONG KONG	1000	150	1600	352	
306 BELGIUM	596	392	40264	8559	
318 DENMARK			47628	11018	
327 FRANCE			220	310	
335 GERMANY W	2619	695	2744	834	
344 ITALY	822	460	10589	4552	
352 MEXICO	5000	495	407630	46461	
354 NETHRLNDS	9911	1787	16958	3005	
366 PORTUGAL			1848	304	
375 SWEDEN			737	310	
389 IRELAND			5765	984	
400 U STATES	3966	2436	84395	73305	
LINEN THREAD FOR SEWING	59682	18270	921697	247691	3125
100 U KINGDOM	28528	53327	220787	419581	
376 SWITZRLND	186	296	409	686	
400 U STATES	89	215	1561	4228	
YARNS VEG FIBRE FOR WEAVING	28803	53838	222757	424495	3126
100 U KINGDOM	85432	44975	417974	239400	
215 INDIA	34817	7209	645129	135476	
306 BELGIUM	589	218	18541	3691	
335 GERMANY W			2848	569	
344 ITALY			2194	1427	
354 NETHRLNDS	1073	387	1573	542	
400 U STATES	34875	11989	227624	78735	
CANVAS TWINE OF FLAX FOR SAILS	156786	64778	1315883	459840	3131
100 U KINGDOM				114	
400 U STATES				344	
				458	

IMPORTS INTO CANADA FOR CONSUMPTION

Articles and Countries from which Imported	MONTH OF SEPTEMBER 1955		NINE MONTHS ENDED SEPTEMBER 1955		Class Number
	Quantities	Values (\$)	Quantities	Values (\$)	
FABRICS CHIEFLY FLAX OR HEMP	LB				3132
100 U KINGDOM	38215	49786	384791	553352	
306 BELGIUM	113	254	4372	4895	
317 CZECHOS	1085	849	4210	3181	
318 DENMARK	124	322	124	322	
335 GERMANY W			322	359	
344 ITALY	235	962	1412	4325	
354 NETHRLNDS			607	567	
367 AZORES			28	278	
372 SPAIN			80	122	
375 SWEDEN	316	779	432	1173	
400 U STATES	1178	3141	14808	31403	
	41266	56093	411186	599977	
FABRICS JUTE UNBLEACHED N O P	YD				3134
100 U KINGDOM	13341	3387	225173	41429	
215 INDIA	15418000	1238424	93629107	7844856	
305 AUSTRIA			60401	13053	
306 BELGIUM			406253	72407	
327 FRANCE	69600	12018	564800	84609	
335 GERMANY W			100000	12222	
347 JAPAN			698000	69280	
354 NETHRLNDS	92090	22276	564289	102200	
400 U STATES	91356	22722	1701358	280048	
	15684387	1298827	97949381	8520104	
FABRICS OF JUTE N O P	YD				3135
100 U KINGDOM			40096	12501	
305 AUSTRIA			3794	922	
400 U STATES	350	140	8093	3093	
	350	140	51983	16516	
FABRIC JUTE 12INS WIDE OR LESS	LB				3136
215 INDIA	29858	5897	214807	42166	
	29858	5897	214807	42166	
FAB VEG FIB 12INS WIDE OR LESS	LB				3137
100 U KINGDOM	19517	29104	184102	250983	
327 FRANCE	9	57	1194	3272	
335 GERMANY W	348	449	2802	6097	
344 ITALY			129	175	
347 JAPAN			17328	9884	
354 NETHRLNDS			1089	1363	
400 U STATES	20698	26919	237705	314463	
	40572	56529	444349	586237	
FABRICS VEG FIBRE NOP CUT PILE	YD				3138
100 U KINGDOM	12060	4691	60465	39007	
306 BELGIUM			14491	4624	
317 CZECHOS			2000	327	
327 FRANCE			354	827	
335 GERMANY W			376	396	
352 MEXICO			23026	6534	
376 SWITZRLND			135	123	
400 U STATES	11328	8123	43387	34439	
	23388	12814	144234	86277	
TOWELLING TABLE CLOTHS IN WEB	LB				3139
100 U KINGDOM	18130	22602	104637	128698	
306 BELGIUM			4345	4042	
317 CZECHOS	2733	2842	39359	30486	
327 FRANCE			36	234	
344 ITALY	1124	4531	1650	6644	
365 POLAND			13350	10621	
400 U STATES			18883	18647	
	21987	29975	182260	199372	
WOVEN DRESS LINENS	LB				3140
100 U KINGDOM			235	461	
			235	461	
CLOTHING VEGETABLE FIBRES NOP	LB				3162
100 U KINGDOM	259	1497	3206	20184	
231 HONG KONG	8	56	100	407	
327 FRANCE			87	699	
335 GERMANY W			51	339	
344 ITALY			595	5196	
347 JAPAN	40	81	6887	2619	
359 NORWAY	395	1136	395	1136	
360 ISRAEL			784	1081	
376 SWITZRLND	33	403	138	1492	
389 IRELAND			71	837	
400 U STATES	1030	3081	17026	66479	
	1765	6254	29340	100469	
BAGS OF HEMP LINEN JUTE SISAL	LB				3171
100 U KINGDOM	97336	22713	97460	22783	
215 INDIA	22500	2458	7787	11080	
306 BELGIUM			74056	14396	
344 ITALY			400	140	
400 U STATES	62736	15169	263502	63712	
	182572	40340	513205	112111	
CARPETING RUGS HEMP JUTE SISAL					3172
100 U KINGDOM		16539		123492	
215 INDIA		322		15349	
231 HONG KONG				377	
306 BELGIUM		7633		74015	
317 CZECHOS		319		2921	
327 FRANCE		985		10544	
335 GERMANY W				6848	
344 ITALY				575	
347 JAPAN				334	
354 NETHRLNDS		10614		88964	
372 SPAIN				257	
375 SWEDEN				1341	

IMPORTS INTO CANADA FOR CONSUMPTION

57

Articles and Countries from which Imported	MONTH OF SEPTEMBER 1955		NINE MONTHS ENDED SEPTEMBER 1955		Class Number
	Quantities	Values (\$)	Quantities	Values (\$)	
389 IRELAND				7870	
400 U STATES		990		33711	
QUILTS BATH MATS		37402		366598	
VEG FIBRE NOP	LB				3173
100 U KINGDOM			509	1180	
344 ITALY	5379	7624	37108	44572	
347 JAPAN	18096	11444	93654	69418	
400 U STATES	4822	5705	50525	60164	
FIRE HOSE LINEM		24773	181796	175334	
100 U KINGDOM		33884		227491	3174
400 U STATES		1557		3579	
HANDKERCHIEFS FLAX OR HEMP		35441		231070	
100 U KINGDOM	LB				3175
231 HONG KONG	14795	63814	72611	334632	
232 MALTA	647	7550	7200	66292	
305 AUSTRIA	101	1033	6	280	
313 CHINA			101	1033	
327 FRANCE	40	508	331	1601	
344 ITALY			59	945	
347 JAPAN			6	248	
367 AZORES	8	55	771	230	
376 SWITZRLND	366	3198	29	444	
400 U STATES	2	49	53	1050	
SAILS FOR BOATS AND SHIPS		76207	82954	435711	
100 U KINGDOM		663		20990	3176
359 NORWAY				638	
400 U STATES		195		8549	
TOWELS GLASS CLOTHS CRASH HUCK		858		30177	
100 U KINGDOM	LB				3177
231 HONG KONG	25747	33367	230166	273859	
306 BELGIUM	251	225	15	201	
313 CHINA			14114	11117	
317 CZECHO S	13533	10595	348	2577	
344 ITALY			44998	39769	
354 NETHRLNOS			34	69	
367 AZORES	9	71	62	128	
400 U STATES	264	535	51	559	
SHEETS TABLECLOTHS TOWELS FLAX		44793	292507	332447	
100 U KINGDOM	LB				3178
231 HONG KONG	42432	103353	284683	709868	
232 MALTA	713	3842	12564	43608	
234 AUSTRALIA	15	280	40	759	
306 BELGIUM	2168	3447	159	579	
313 CHINA			11457	13868	
317 CZECHO S	964	761	232	1174	
327 FRANCE	21	180	5483	4760	
335 GERMANY W	13	105	191	546	
344 ITALY	701	1670	2111	4217	
347 JAPAN	6150	7345	1398	3105	
354 NETHRLNOS	450	471	88163	75678	
367 AZORES	1270	7755	4478	4611	
373 CANARY IS			11317	64341	
375 SWEODEN			2337	11509	
376 SWITZRLND	263	537	66	194	
389 IRELAND	19	55	297	964	
400 U STATES	3180	5271	76	320	
JUTE MANUFACTURES N O P		5271	12700	21960	
100 U KINGDOM	LB				3179
354 NETHRLNDS	58359	135072	437752	962061	
400 U STATES	1873	1271	52176	21237	
VEGETABLE FIBRE MFRS N O P		1271	60161	27719	
100 U KINGDOM	LB				3180
215 INDIA	15355	18806	138202	172761	
216 PAKISTAN			779	953	
231 HONG KONG	152	696	1898	1497	
305 AUSTRIA			6311	7128	
306 BELGIUM	696	1041	16	65	
313 CHINA			10868	13900	
317 CZECHO S			150	642	
318 DENMARK			165	147	
322 EGYPT	100	114	65	334	
327 FRANCE	637	863	100	114	
335 GERMANY W	1120	767	4125	5171	
344 ITALY	3558	4468	5508	7259	
347 JAPAN	48655	32793	18169	21251	
352 MEXICO			472692	370560	
354 NETHRLNDS	688	693	4950	882	
359 NORWAY			11354	10923	
367 AZORES	102	579	1255	1174	
373 CANARY IS			715	3865	
375 SWEDEN			171	704	
376 SWITZRLND	72	191	677	1121	
381 ALASKA			406	2146	
388 YUGO SLAV			200	389	
390 GERMANY E	125	198	504	574	
400 U STATES	184696	197330	1187	1515	
RAW SILK AND COCOONS		255956	2252088	2191382	
347 JAPAN	LB				3201
	1978	8998	4101	18702	

IMPORTS INTO CANADA FOR CONSUMPTION

Articles and Countries from which Imported	MONTH OF SEPTEMBER 1955		NINE MONTHS ENDED SEPTEMBER 1955		Class Number
	Quantities	Values (\$)	Quantities	Values (\$)	
400 U STATES	4665	21508	25446	115402	
GARNETTED SILK WASTES	6643	30506	29547	134104	3202
400 U STATES	LB				
YARNS THROWN SILK IN THE GUM	5266	6298	9112	10815	3211
400 U STATES	5266	6298	9112	10815	
YARNS SINGLES SPUN SILK N O P	LB		280	299	3212
376 SWITZRLND			280	299	
400 U STATES	260	1108	147	558	3213
THREADS CORDS TWIST SILK N O P	260	1108	1369	6660	
100 U KINGDOM	LB		1516	7218	3214
400 U STATES	56	727	281	3050	
YARN SILK FOR KNITTING WEAVING	29	175	809	5960	3215
100 U KINGDOM	85	902	1090	9010	
344 ITALY	LB		40	77	3216
376 SWITZRLND	1042	841	1187	966	
400 U STATES	108	607	108	607	
YARNS SILK METALLIC COVERED	897	4443	7543	12758	3215
400 U STATES	2047	5891	8878	14408	
YARNS SILK N O P	LB		28	166	3216
100 U KINGDOM			28	166	
344 ITALY	LB		20	356	3221
376 SWITZRLND			98	233	
400 U STATES	72	367	809	8442	
BOLTING CLOTH NOT MADE UP	72	367	1137	6627	3221
100 U KINGDOM	YD		2064	15658	
347 JAPAN			787	1706	
376 SWITZRLND			7492	10546	
400 U STATES	1658	4591	11397	33393	
KNITTED FABRICS SILK	2554	7119	19095	58105	3222
400 U STATES	4212	11710	38771	103750	
FABRICS SILK 20 IN UNFINISHED	LB		39	896	3223
347 JAPAN			39	896	
FABRICS SILK N O P	YD		7497	1957	3224
100 U KINGDOM	7497	1957	7497	1957	
215 INDIA	YD		347	1328	3225
231 HONG KONG			15025	39710	
317 CZECHO S			89	184	
327 FRANCE			2408	2645	
335 GERMANY W	4049	7691	213	538	
344 ITALY	679	627	35184	74801	
347 JAPAN	4870	14641	746	732	
371 THAILAND	4425	2934	136353	124233	
376 SWITZRLND	79	244	144	542	
392 SYRIA	3840	9145	47864	101242	
400 U STATES	43430	58675	28	194	
FABRICS SILK 26 INCHES OR LESS	61719	95285	424856	632959	3225
100 U KINGDOM	YD		695152	1057594	
327 FRANCE	97	365	1983	6486	
376 SWITZRLND	39	117	140	331	
400 U STATES	13	60	39	117	
RIBBONS SILK UNDER 12 INCHES	149	542	33	187	3228
327 FRANCE	LB		2195	7121	
347 JAPAN			195	4248	
376 SWITZRLND			28	233	
400 U STATES	17	183	17	183	
FABRICS SILK FOR NECKWEAR	143	2760	782	16146	3229
100 U KINGDOM	160	2943	1022	20810	
305 AUSTRIA	YD		154	317	3230
327 FRANCE			2852	3309	
335 GERMANY W			1345	2284	
344 ITALY	15561	18942	24289	27428	
347 JAPAN	2531	3936	91305	125378	
376 SWITZRLND	6000	1878	28911	42569	
400 U STATES	6090	12027	115458	48912	
UMBRELLA COVERING FABRICS	93503	105345	96255	153154	3232
100 U KINGDOM	128036	148038	987148	1133289	
327 FRANCE	YD		1374320	1578302	
335 GERMANY W			2694	885	
347 JAPAN			96244	32998	
376 SWITZRLND	13880	5232	43742	15314	
400 U STATES	18040	5664	14430	2330	
FABRICS PILE SILK OR SYNTHETIC	14430	2330	12334	4681	3232
100 U KINGDOM	29248	13265	384474	191078	
306 BELGIUM	75598	26491	553918	247286	
327 FRANCE	YD		268	413	
335 GERMANY W			215	966	
344 ITALY			7999	11272	
400 U STATES	2317	4752	15265	23994	
	19244	52894	348	988	
	30043	70297	127768	261185	
			174594	340545	

IMPORTS INTO CANADA FOR CONSUMPTION

Articles and Countries from which Imported	MONTH OF SEPTEMBER 1955		NINE MONTHS ENDED SEPTEMBER 1955		Class Number
	Quantities	Values (\$)	Quantities	Values (\$)	
SOCKS AND STOCKINGS SILK	DZ PR				3244
100 U KINGDOM	13	258	112	3497	
327 FRANCE			5	129	
376 SWITZRLND	7	177	7	177	
400 U STATES	60	3527	1236	53144	
	80	3962	1360	56947	
UNDERWEAR SILK KNITTED	LB				3245
100 U KINGDOM			11	313	
327 FRANCE	8	178	8	178	
376 SWITZRLND	6	101	6	101	
	14	279	25	592	
CLOTHING SILK N O P	OZ				3246
100 U KINGDOM	12591	19275	70479	101467	
215 INDIA			360	616	
231 HONG KONG	8416	1678	12610	3357	
305 AUSTRIA	1180	1783	7376	9745	
327 FRANCE	1830	2965	6817	10661	
335 GERMANY W	96	81	262	391	
344 ITALY	5809	7743	43511	51120	
347 JAPAN			18263	7548	
376 SWITZRLND	4502	3830	26999	28069	
383 HAWAII			280	359	
400 U STATES	9603	8378	51201	39790	
	44027	45733	238158	253123	
DRESSES SILK WOMENS CHILDRENS	NO				3247
100 U KINGDOM	113	3227	723	24285	
327 FRANCE	28	5849	157	21516	
335 GERMANY W	2	67	58	1459	
344 ITALY	19	1820	277	10223	
375 SWEDEN			21	830	
376 SWITZRLND	17	1111	155	7497	
383 HAWAII			31	449	
400 U STATES	1008	39747	12368	303470	
	1187	51821	13790	369729	
CLOTHING SILK WOMENS CHILORENS	OZ				3248
100 U KINGDOM	2790	5558	17275	37664	
215 INDIA			6896	5102	
231 HONG KONG	4076	1933	31134	11398	
305 AUSTRIA	125	324	1536	2935	
306 BELGIUM			13	52	
327 FRANCE	4818	11321	48158	54072	
335 GERMANY W	1455	1261	1867	1622	
344 ITALY	18940	20612	173474	109789	
347 JAPAN	204166	58043	1261234	543440	
367 AZORES			104	63	
376 SWITZRLND	3386	4445	20378	30316	
383 HAWAII			480	284	
392 SYRIA			102	134	
400 U STATES	13518	9296	65363	55831	
	253274	112793	1628014	852702	
HANDKERCHIEFS SILK	OZ				3251
100 U KINGDOM	67	204	219	495	
231 HONG KONG			160	93	
327 FRANCE			32	203	
344 ITALY			483	269	
376 SWITZRLND	6224	1140	79621	31319	
			1311	1948	
	6291	1344	81826	34327	
SILK MANUFACTURES N O P	OZ				3252
100 U KINGDOM	200	249	3078	4678	
231 HONG KONG			646	240	
327 FRANCE			1799	2750	
335 GERMANY W			264	171	
344 ITALY			1834	2039	
347 JAPAN	2048	177	10005	2794	
376 SWITZRLND	247	721	2482	1922	
400 U STATES	2152	1392	22151	9575	
	4647	2539	42259	24169	
WOOL IN THE GREASE	LB				3261
100 U KINGDOM	41695	36663	519144	416370	
207 UN SO AFR			32689	24862	
215 INDIA			79621	64371	
234 AUSTRALIA	190988	143346	1414111	1033719	
236 NEW ZEAL			4799717	3034230	
304 ARGENTINA			73198	41337	
309 BRAZIL	59434	49785	97202	81652	
363 PERU			27507	24524	
386 URUGUAY	47470	37692	122632	101810	
389 IRELAND	43727	37849	43727	37849	
400 U STATES	249862	190426	1267490	1118211	
	633176	495761	8477038	5978935	
WOOL WASHED OR SCOUREO	LB				3262
100 U KINGDOM	21847	20541	924196	876248	
207 UN SO AFR	52821	51124	741779	576111	
215 INDIA			31287	23170	
216 PAKISTAN			48831	38013	
234 AUSTRALIA	270868	245450	3790911	3531330	
236 NEW ZEAL	115910	92313	1958075	1536109	
304 ARGENTINA	29520	24736	643299	559561	
306 BELGIUM			17530	16262	
309 BRAZIL			21507	22093	
327 FRANCE			27330	24042	
363 PERU			243	210	
386 URUGUAY			205759	193089	
389 IRELAND			42567	38043	
400 U STATES	137395	125024	1029672	1013976	
	628361	559188	9482986	8448257	

IMPORTS INTO CANADA FOR CONSUMPTION

Articles and Countries from which Imported	MONTH OF SEPTEMBER 1955		NINE MONTHS ENDED SEPTEMBER 1955		Class Number
	Quantities	Values (\$)	Quantities	Values (\$)	
WOOL PULLED OR SLIPED	LB				3263
100 U KINGDOM	13359	11232	133294	102722	
236 NEW ZEAL	8041	6511	305798	228713	
304 ARGENTINA			16555	13552	
400 U STATES	17566	15738	26799	23423	
	38966	33481	482446	368410	
HAIR OF CAMEL ALPACA GOAT NOP	LB				3264
100 U KINGDOM			38151	38530	
306 BELGIUM	1760	2119	128970	67130	
327 FRANCE			283	1176	
335 GERMANY W			294	3600	
347 JAPAN	400	4467	400	4467	
363 PERU	1110	1593	18324	38798	
400 U STATES	2332	11796	83736	192707	
	5602	19975	270158	346408	
NOILS WOOL	LB				3265
100 U KINGDOM	13247	15061	157072	164259	
234 AUSTRALIA			7802	6573	
306 BELGIUM	4802	6255	5359	6655	
309 BRAZIL			13384	10574	
386 URUGUAY			51350	34669	
400 U STATES	435	559	37964	35568	
	18484	21875	272931	258298	
GARNETTED WOOL WASTE	LB				3267
100 U KINGDOM	5036	3711	153052	146237	
306 BELGIUM			31624	45033	
327 FRANCE			100	277	
400 U STATES	22026	22374	134151	160931	
	27062	26085	318927	352478	
WOOL TOPS DRY COMBED	LB				3268
100 U KINGDOM	156368	224175	1285130	1857130	
207 UN SO AFR	4874	6793	27792	39569	
234 AUSTRALIA			302	541	
327 FRANCE			91	175	
400 U STATES	549	987	6594	14755	
	161791	231955	1319909	1912170	
WOOL TOPS OIL COMBED	LB				3269
100 U KINGDOM	547070	679956	6761164	8843735	
207 UN SO AFR	7670	10476	93910	132261	
234 AUSTRALIA			25778	37567	
327 FRANCE			120	228	
389 IRELAND			5131	4782	
400 U STATES	205	451	11460	24645	
	554945	690883	6897563	9043218	
HAIR TOPS	LB				3270
100 U KINGDOM			10659	6434	
400 U STATES	11618	13959	56848	70004	
	11618	13959	67507	76438	
YARNS OR WARPS HAIR FOR MFRERS	LB				3273
100 U KINGDOM	3472	3020	195347	176634	
400 U STATES			21090	4020	
	3472	3020	216437	180654	
YARN MOHAIR FOR PILE FABRICS	LB				3274
100 U KINGDOM	10673	25847	65433	152279	
400 U STATES			2503	5252	
	10673	25847	67936	157531	
YARNS WOOL FOR 6 OZ FABRICS	LB				3275
100 U KINGDOM	3861	7569	113009	259521	
400 U STATES			3470	7154	
	3861	7569	116479	266675	
WOOLLEN SPUN YARN	LB				3276
100 U KINGDOM	10443	18091	127226	214805	
306 BELGIUM			31	56	
327 FRANCE	1794	7019	7216	24638	
335 GERMANY W			4119	9795	
347 JAPAN			183	1817	
354 NETHRLNDS	308	603	682	1565	
400 U STATES	821	1646	8119	17656	
	13366	27359	147576	270332	
WORSTED SPUN YARN	LB				3277
100 U KINGDOM	84793	164916	888374	1703910	
305 AUSTRIA			13372	34459	
306 BELGIUM	6254	12957	48896	108944	
327 FRANCE	4917	16021	91621	256994	
335 GERMANY W	441	1145	18003	44873	
344 ITALY			283	865	
347 JAPAN	1027	12471	5208	47967	
354 NETHRLNDS	132	256	2333	4489	
376 SWITZRLND			4053	11877	
400 U STATES	1036	5806	20446	63269	
	98600	213572	1092589	2277647	
WOOL FAB IN GRAY OVR 4 TO 6 OZ	LB				3281
100 U KINGDOM	4082	8259	19236	44418	
306 BELGIUM			805	1474	
344 ITALY	7047	13517	66774	128880	
354 NETHRLNDS			5244	9811	
	11129	21776	92059	184583	
WOOL FAB IN GRAY 4 OZ OR LESS	LB				3282
100 U KINGDOM	11580	32745	136800	392385	
354 NETHRLNDS			1594	2979	
	11580	32745	138394	395364	
KNITTED FABRICS WOOL N O P	LB				3283
100 U KINGDOM	959	3105	10419	32278	
327 FRANCE	230	1367	1225	5055	
344 ITALY	14	125	1218	3177	
400 U STATES	15234	34857	54319	126189	
	16437	39454	67181	166699	

IMPORTS INTO CANADA FOR CONSUMPTION

Articles and Countries from which Imported		MONTH OF SEPTEMBER 1955		NINE MONTHS ENDED SEPTEMBER 1955		Class Number						
		Quantities	Values (\$)	Quantities	Values (\$)							
FLANNELS	100 U KINGDOM	LB	57056	130583	706655	1730894	3284					
	327 FRANCE				779	5051						
	344 ITALY				11521	31012						
	354 NETHRLNDS				989	3109						
	360 ISRAEL				417	1494						
	376 SWITZRLND				774	2982						
400 U STATES	162	500	3921	11890								
		57218	131083	725056	1786432							
FELT CLOTH N O P	100 U KINGDOM	LB			5176	4891	3285					
	335 GERMANY W				120	242						
	400 U STATES				1205	1171						
		1205	1171	6700	7063							
OVERCOATINGS	100 U KINGDOM	LB	38480	94408	465494	1010672	3286					
	327 FRANCE				103	478						
	344 ITALY				5712	9258						
	347 JAPAN				480	1875						
	354 NETHRLNDS				1904	4678						
	400 U STATES				42	88						
		42039	99238	478233	1043270							
TWEEDS	100 U KINGDOM	LB	74581	185105	729318	1742951	3287					
	327 FRANCE				28	191						
	344 ITALY				1550	2174						
	354 NETHRLNDS					8285						
	372 SPAIN					858						
	389 IRELAND					1872						
400 U STATES	3672	5948	18200	34099								
		79831	193418	759461	1800516							
WORSTEDS AND SERGES	100 U KINGDOM	LB	337563	1139554	4466612	14781330	3288					
	227 BAHAMAS				127	1483						
	234 AUSTRALIA					13917						
	306 BELGIUM				284	901						
	317 CZECHO S					56						
	318 DENMARK				60	220						
	327 FRANCE				3596	19103						
	335 GERMANY W				672	2326						
	344 ITALY				32109	81134						
	347 JAPAN				1372	4305						
	354 NETHRLNDS				3163	7230						
	360 ISRAEL					588						
	365 POLAND				1001	3096						
	372 SPAIN					2988						
	376 SWITZRLND				1163	8955						
	389 IRELAND					1133						
	400 U STATES				4256	14294						
						385239		1281118	4937185	16350711		
	WOVEN FABRICS N O P WOOL				100 U KINGDOM	LB		77945	177784	796073	1911989	3289
					227 BAHAMAS					525	5757	
					234 AUSTRALIA					54	226	
					306 BELGIUM					1237	3980	
					317 CZECHO S					132	367	
318 DENMARK		374	786									
327 FRANCE		2520	13575									
335 GERMANY W		6101	22583									
344 ITALY		9766	18809									
354 NETHRLNDS		2091	5083									
372 SPAIN			15024									
375 SWEDEN		32	138									
376 SWITZRLND		400	3402									
389 IRELAND		312	566									
400 U STATES		9714	32337									
			110678	279636	1014466		2573858					
LUSTRES ITALIAN LININGS	100 U KINGDOM	LB			1785	4840	3290					
	400 U STATES				59	173						
				1844	5013							
WOOL FAB 12 INS WIDE OR LESS	100 U KINGDOM	LB	45	101	964	3533	3291					
	327 FRANCE				85	895						
	344 ITALY					820						
	400 U STATES					294						
		130	996	2689	9815							
WOOL FABRICS CUT PILE PLUSH	100 U KINGDOM	LB	1058	1322	14575	30063	3292					
	306 BELGIUM				53	201						
	335 GERMANY W				357	911						
	400 U STATES					932						
		1468	2434	23191	47901							
BILLIARD CLOTH OF WOOL FABRIC	100 U KINGDOM	LB	2943	10669	25103	98103	3293					
	400 U STATES				2943	10669						
				25103	98103							
MELTON CLOTH FOR TENNIS BALLS	100 U KINGDOM	LB			3952	7235	3294					
						3952		7235				
SLIPPER CLGTH FOR FOOTWEAR		LB					3295					
FILTER PRESS CLOTH OF WOOL	100 U KINGDOM	LB			232	514	3296					
						232		514				
CARPETS AXMINSTER IN ROLLS	100 U KINGDOM	SQ FT	92062	46239	766625	389034	3301					

IMPORTS INTO CANADA FOR CONSUMPTION

Articles and Countries from which Imported	MONTH OF SEPTEMBER 1955		NINE MONTHS ENDED SEPTEMBER 1955		Class Number
	Quantities	Values (\$)	Quantities	Values (\$)	
306 BELGIUM	37621	14920	383278	171182	
327 FRANCE	3781	1886	26178	11240	
335 GERMANY W			1913	1199	
375 SWEDEN			6054	2819	
400 U STATES	1659	1766	44534	24931	
	135123	64811	1228582	600405	
CARPETS AXMINSTER SQUARES	SQ FT				3302
100 U KINGDOM	56402	24338	457110	218890	
306 BELGIUM			20174	11008	
327 FRANCE	994	354	7208	3017	
344 ITALY	2728	2360	2728	2360	
375 SWEDEN			8246	4389	
400 U STATES	2978	1642	14100	9132	
	63102	28694	509566	248796	
CARPET BRUSSELS WILTON IN ROLL	SQ FT				3303
100 U KINGDOM	484263	283917	3292554	1849282	
306 BELGIUM	1019976	453323	6156725	2867913	
317 CZECHOS			25029	7077	
327 FRANCE	24710	8874	178570	64695	
328 FR AFRICA			1529	1136	
335 GERMANY W	5997	3390	107534	63019	
344 ITALY	3131	1185	65639	26205	
354 NETHRLNDS			481	564	
375 SWEDEN			1418	690	
400 U STATES	7185	4199	66981	38670	
	1545262	754888	9896460	4919251	
CARPET BRUSSELS WILTON SQUARES	SQ FT				3304
100 U KINGDOM	14004	8608	222695	141158	
306 BELGIUM	9868	3811	156151	70847	
327 FRANCE			14615	10435	
335 GERMANY W			5433	3440	
344 ITALY			6286	2420	
347 JAPAN	10036	3044	10036	3044	
372 SPAIN	1082	376	1082	376	
375 SWEDEN	1702	784	10520	4947	
400 U STATES	657	438	24781	16223	
	37349	17061	451599	252890	
CARPETS INGRAIN IN ROLLS	SQ FT				3305
100 U KINGDOM			19688	5749	
306 BELGIUM	25524	11811	70706	28474	
384 P RICO			108	214	
400 U STATES	3816	1041	57870	16746	
	29340	12852	148372	51183	
CARPETS INGRAIN SQUARES	SQ FT				3306
100 U KINGDOM	192	57	27047	21479	
215 INDIA	10800	1276	88325	19621	
231 HONG KONG			165307	47326	
306 BELGIUM	20369	9316	21734	10078	
313 CHINA			448446	115134	
318 DENMARK			7055	3758	
347 JAPAN	7438	2304	14606	4546	
359 NORWAY			1350	577	
372 SPAIN	2156	533	2156	533	
400 U STATES	1512	1023	26571	9141	
	42467	14509	802597	232193	
CARPETS ORIENTAL	SQ FT				3307
100 U KINGDOM	894	771	23163	23797	
215 INDIA	81837	72825	499295	447730	
231 HONG KONG			13197	16961	
313 CHINA	648	2227	6415	20015	
327 FRANCE	75	70	3361	2180	
328 FR AFRICA	5113	3793	5113	3793	
335 GERMANY W	36	158	36	158	
342 IRAN	6641	13677	58696	111112	
344 ITALY			554	896	
347 JAPAN			155	473	
353 MOROCCO	84	100	7989	11274	
354 NETHRLNDS			58	57	
359 NORWAY			1350	615	
372 SPAIN	240	751	469	1355	
375 SWEDEN			14693	7131	
391 LEBANON	108	200	108	200	
392 SYRIA			33	50	
400 U STATES	2471	8797	16393	27737	
	98147	103369	651078	675534	
CARPETS TAPESTRY IN ROLLS	SQ FT				3308
100 U KINGDOM			5744	2230	
306 BELGIUM			7008	3179	
327 FRANCE	27373	10576	196494	75374	
335 GERMANY W	24183	14659	141322	91435	
344 ITALY			647	102	
400 U STATES			3638	1859	
	51556	25235	354853	174179	
CARPETS TAPESTRY SQUARES	SQ FT				3309
327 FRANCE			6327	3114	
335 GERMANY W			1343	778	
400 U STATES			130	243	
			7800	4135	
MATS HEARTH RUGS AND RUNNERS	SQ FT				3310
100 U KINGDOM	2431	1463	32111	13128	
215 INDIA	11080	1751	12478	2133	
306 BELGIUM	527	216	1208	370	
313 CHINA			12032	3098	
327 FRANCE			744	475	
344 ITALY	1096	197	1096	197	
347 JAPAN	2638	798	3176	959	

IMPORTS INTO CANADA FOR CONSUMPTION

Articles and Countries from which Imported	MONTH OF SEPTEMBER 1955		NINE MONTHS ENDED SEPTEMBER 1955		Class Number	
	Quantities	Values (\$)	Quantities	Values (\$)		
375 SWEDEN	3503	1659	3924	1872	3320	
400 U STATES	308	183	20343	4856		
GLOVES MITTS AND MITTENS WOOL	21583	6267	87112	27088		
100 U KINGDOM	DZ PR 2448	13600	5980	33464		
231 HONG KONG	8842	27472	9826	30204		
305 AUSTRIA	20	216	20	216		
306 BELGIUM	55	376	55	376		
327 FRANCE	291	2605	365	3606		
335 GERMANY W	23	206	49	876		
344 ITALY	3409	17310	15127	67417		
347 JAPAN	48182	153235	218367	676995		
354 NETHRLNOS	33	212	33	212		
376 SWITZRLNO	246	2636	587	6622		
400 U STATES	1349	10838	2158	15308		
SHAWLS WOOL KNITTED OR WOVEN	LB 64898	228706	252567	535296	3321	
100 U KINGDOM	937	3180	11605	39952	3321	
306 BELGIUM	40	86	502	1449		
317 CZECHO S			360	770		
344 ITALY	15	67	124	394		
400 U STATES	16	74	648	2600		
SOCKS AND STOCKINGS WOOL	DZ PR 1008	3407	13239	45165	3322	
100 U KINGDOM	31258	167168	180939	1014841	3322	
327 FRANCE	11	171	62	890		
344 ITALY	5	136	5	136		
354 NETHRLNDS			595	2289		
359 NORWAY	21	382	88	962		
376 SWITZRLNO			22	337		
400 U STATES			421	2740		
UNDERWEAR WOOL KNITTED	LB 31295	167857	182132	1022195		3323
100 U KINGDOM	19270	59858	58950	193669	3323	
335 GERMANY W			22	528		
376 SWITZRLNO	333	2861	472	4268		
400 U STATES	173	507	540	1936		
CLTHNG WVN WOOL WOMENS CHLORNS	LB 19776	63226	59984	200401	3324	
100 U KINGDOM	17743	137163	110720	881979	3324	
215 INDIA			36	137		
227 BAHAMAS			88	532		
305 AUSTRIA	65	259	261	2799		
306 BELGIUM	359	1195	3235	8695		
317 CZECHO S	603	2852	1343	7989		
327 FRANCE	1034	30861	3200	74609		
335 GERMANY W	1719	8422	3898	25129		
344 ITALY	101	2688	386	9816		
347 JAPAN	163	1026	1640	3987		
352 MEXICO			610	1619		
354 NETHRLNDS	284	2692	5980	42347		
359 NORWAY			35	284		
372 SPAIN			47	375		
375 SWEQEN	59	1318	311	6688		
376 SWITZRLNO	483	4843	4304	47946		
389 IRELAND	28	531	173	2494		
400 U STATES	10292	101817	48658	430938		
CLOTHING NOP WOVEN WOOL FABRIC	LB 32933	295667	184925	1548363		3325
100 U KINGDOM	3579	24015	35038	208802		3325
306 BELGIUM	2525	8706	3729	13447		
317 CZECHO S	30	229	1343	5081		
327 FRANCE	69	828	336	2718		
335 GERMANY W			123	909		
344 ITALY	4	79	231	2056		
352 MEXICO			84	267		
354 NETHRLNDS	286	204	636	774		
359 NORWAY			21	201		
376 SWITZRLNO	376	4290	567	6100		
400 U STATES	3211	10661	11321	41781		
CLTHG WVN WOOL OUTER MENS BOYS	LB 10080	49012	53429	282136	3326	
100 U KINGDOM	13085	105292	105915	800862	3326	
306 BELGIUM	42	142	142	513		
327 FRANCE	369	3002	400	3566		
335 GERMANY W	74	317	1535	7235		
344 ITALY			174	334		
352 MEXICO			20	64		
359 NORWAY			20	113		
376 SWITZRLNO	13	128	37	372		
400 U STATES	5239	18197	18402	81372		
CLTHG NOP WOOL KNIT INFTS CHLO	LB 18822	127078	126645	894431		3327
100 U KINGDOM	11324	60385	73984	358811		3327
305 AUSTRIA			67	476		
306 BELGIUM	466	2856	1826	11704		
327 FRANCE	160	445	186	667		
335 GERMANY W			56	283		
344 ITALY			90	294		
347 JAPAN	307	1154	2457	7382		
354 NETHRLNOS			110	551		
376 SWITZRLNO	122	1033	362	3398		
389 IRELAND			31	146		
400 U STATES	171	1132	2838	11512		
	12550	67005	82007	395224		

IMPORTS INTO CANADA FOR CONSUMPTION

Articles and Countries from which Imported	MONTH OF SEPTEMBER 1955		NINE MONTHS ENDED SEPTEMBER 1955		Class Number
	Quantities	Values (\$)	Quantities	Values (\$)	
CLTHG NOP WOOL KNIT WOMNS GRLS	LB				3328
100 U KINGDOM	41820	363225	311294	2964226	
231 HONG KONG			760	720	
305 AUSTRIA	2994	28791	21807	250161	
306 BELGIUM	36	263	388	2671	
318 DENMARK			185	2450	
327 FRANCE	224	4595	597	10155	
335 GERMANY W	200	1301	2152	12156	
344 ITALY	3610	29106	10510	138028	
347 JAPAN	3671	16427	31172	145224	
354 NETHRLNDS			333	882	
359 NORWAY			80	482	
375 SWEDEN			6	77	
376 SWITZRLND	321	2774	1514	15482	
400 U STATES	6893	36803	19197	117202	
	59769	483285	399995	3659916	
CLTHG NOP WOOL KNIT MENS BOYS	LB				3329
100 U KINGDOM	13955	95896	65532	502690	
231 HONG KONG			237	955	
305 AUSTRIA	645	6566	1300	11229	
306 BELGIUM	259	711	852	3056	
318 DENMARK			42	470	
327 FRANCE			17	81	
335 GERMANY W	79	643	396	2846	
344 ITALY	143	1060	962	7079	
347 JAPAN	67	1147	3882	28030	
354 NETHRLNDS			276	694	
359 NORWAY	9	83	868	2235	
375 SWEDEN			33	431	
376 SWITZRLND	150	1112	567	5205	
400 U STATES	1483	3023	5174	17420	
	16790	110241	80138	582421	
BELTING OF CAMELS HAIR	LB				3341
100 U KINGDOM			726	1345	
			726	1345	
BLANKETS N O P WOOL	LB				3342
100 U KINGDOM	27148	43400	274924	421553	
306 BELGIUM			1983	3310	
318 DENMARK			272	218	
335 GERMANY W			205	375	
344 ITALY			2443	2093	
347 JAPAN	196	122	4504	3077	
353 MOROCCO			271	889	
354 NETHRLNDS			14447	18464	
400 U STATES			43664	73683	
	5462	9823	342713	523662	
FELT PRESSED	LB				3343
100 U KINGDOM	14417	24477	37453	72992	
335 GERMANY W	886	1385	89488	111481	
400 U STATES	15439	13413	49356	64612	
	30742	39275	176297	249085	
RUGS RAILWAY STEAMER AND AUTO	LB				3344
100 U KINGDOM	7241	12943	30850	59837	
344 ITALY	23402	17285	166216	98767	
354 NETHRLNDS			477	348	
400 U STATES	34	57	109	157	
	30677	30285	197652	159109	
WOOL MANUFACTURES N O P	LB				3345
100 U KINGDOM	699	3487	12595	43782	
234 AUSTRALIA			46	127	
306 BELGIUM			2050	4376	
327 FRANCE			253	1318	
335 GERMANY W			658	1494	
344 ITALY	800	792	2255	2495	
347 JAPAN	580	431	580	431	
354 NETHRLNDS			4304	2208	
367 AZORES			29	196	
376 SWITZRLND	11	79	107	1345	
400 U STATES	25043	31633	232282	261441	
	27133	36422	255159	319213	
YARN SYNTHETIC ACETATE SINGLES	LB				3360
100 U KINGDOM	300	507	7878	5015	
400 U STATES	227	395	9175	10352	
	527	902	17053	15367	
YARNS SYNTHETIC SINGLES N O P	LB				3361
100 U KINGDOM			23502	33903	
335 GERMANY W	500	724	5267	6255	
400 U STATES	11913	6482	111452	105434	
	12413	7206	140221	145592	
YARNS THREADS SYNTHETIC N O P	LB				3362
100 U KINGDOM	3902	4430	26095	42437	
327 FRANCE			9950	33986	
335 GERMANY W	1195	1429	27431	38788	
344 ITALY			167	657	
354 NETHRLNDS	503	597	23122	20819	
376 SWITZRLND	979	962	15230	17870	
400 U STATES	155570	226176	1174060	1740868	
	162149	233594	1276055	1895425	
YARN SYNTHETIC FOR PILE FABRIC	LB				3363
YARNS SYNTHETIC ACETATE TWIST	LB				3364
100 U KINGDOM	198	194	244	319	
327 FRANCE			247	2077	
400 U STATES	32415	37448	204133	255134	
	32613	37642	204624	257530	

IMPORTS INTO CANADA FOR CONSUMPTION

65

Articles and Countries from which Imported	MONTH OF SEPTEMBER 1955		NINE MONTHS ENDED SEPTEMBER 1955		Class Number
	Quantities	Values (\$)	Quantities	Values (\$)	
STAPLE FIBRES SYNTHETIC	LB				3365
100 U KINGDOM	204440	62998	4604386	1319651	
305 AUSTRIA	387	96	230330	56503	
327 FRANCE	552	244	3413	4470	
335 GERMANY W	1040	1308	161554	70183	
344 ITALY	990	301	222265	63219	
347 JAPAN			5500	1350	
376 SWITZRLND	327	409	26608	31197	
400 U STATES	144525	202801	928772	1112821	
	352331	268157	6182828	2659394	
TOPS OF SYNTHETIC FIBRES	LB				3366
100 U KINGDOM	35981	14349	183901	76504	
335 GERMANY W	17225	8827	201893	112931	
400 U STATES	24732	31653	102464	140209	
	77938	54829	488258	329644	
WASTE SHORT FIBRE SYNTHETIC	LB				3367
100 U KINGDOM	1000	227	56882	12220	
306 BELGIUM			34240	7347	
327 FRANCE			1090	1748	
335 GERMANY W			200	296	
376 SWITZRLND			15223	13072	
400 U STATES	120201	64894	1567850	1599732	
	121201	65121	1675485	1634415	
YARNS FROM POLYAMIDES NYLON	LB				3368
100 U KINGDOM	397	1038	2557	8933	
327 FRANCE			634	3870	
354 NETHRLNOS			255	603	
400 U STATES	54201	143211	202105	614916	
	54598	144249	205551	628322	
YARN SYNTHETIC FOR TIRE FABRIC	LB				3369
316 CUBA	180201	101687	1669492	954417	
400 U STATES	92066	58333	991886	615450	
	272267	160020	2661378	1569867	
KNITTED FABRIC SYNTHETIC FIBRE	LB				3371
100 U KINGDOM	1592	5570	20410	49468	
327 FRANCE	133	801	718	3783	
335 GERMANY W	230	859	750	1690	
344 ITALY			21	113	
376 SWITZRLND			226	539	
400 U STATES	33161	95765	166676	488603	
	35116	102995	188801	544196	
FABRICS SYNTHETIC FIBRE N O P	LB				3372
100 U KINGDOM	27833	49572	383902	623309	
231 HONG KONG			42	118	
305 AUSTRIA	3095	4404	16690	31553	
306 BELGIUM	1137	2021	15417	26419	
318 DENMARK	11	51	11	51	
327 FRANCE	6913	19758	21429	91979	
335 GERMANY W	38214	56038	370629	562938	
344 ITALY	13568	26472	77153	148898	
347 JAPAN	9331	10793	88592	96583	
354 NETHRLNOS	2949	4667	13394	24745	
375 SWEDEN	43	445	518	4814	
376 SWITZRLND	3031	17279	16765	87840	
392 SYRIA			2	76	
400 U STATES	712932	1806816	5448334	13307954	
	819057	1998316	6452878	15007277	
RIBBONS OF SYNTHETIC FIBRES	LB				3373
100 U KINGDOM	655	2204	4787	17937	
317 CZECHOS	272	336	7234	6144	
327 FRANCE	2192	12702	20611	84094	
335 GERMANY W	815	4530	3851	23777	
344 ITALY			241	293	
347 JAPAN	4103	3494	40749	39524	
354 NETHRLNOS	179	676	464	1883	
375 SWEDEN	134	267	162	623	
376 SWITZRLND	1917	8112	11922	48263	
400 U STATES	38849	78850	268656	575736	
	49116	111171	358677	798274	
GLOVES OF SYNTHETIC FIBRES	OZ PR				3380
100 U KINGDOM	241	2800	2965	18060	
231 HONG KONG			11486	39352	
327 FRANCE	81	1267	279	2862	
335 GERMANY W	146	1066	15307	65244	
344 ITALY	345	2608	4544	27983	
347 JAPAN	15999	69409	186290	585029	
376 SWITZRLND	10	116	26	277	
400 U STATES	1078	12858	12831	146866	
	17900	90124	233728	885673	
SOCKS STOCKINGS SYNTHETIC FIBRE	OZ PR				3382
100 U KINGDOM	20540	120966	108651	623929	
231 HONG KONG			309	2065	
318 DENMARK			5	85	
327 FRANCE	7	76	532	5498	
335 GERMANY W	57	476	1685	13669	
344 ITALY	300	2180	651	4573	
347 JAPAN	361	1387	1520	5605	
354 NETHRLNOS	246	1732	509	3548	
400 U STATES	33486	202854	337331	2197079	
	54997	329671	451193	2856051	
CLOTHING N O P WOVEN SYNTH FIBRE	OZ				3383
100 U KINGDOM	28917	8718	174772	79522	
215 INDIA	288	93	1335	719	
231 HONG KONG	16600	2833	119246	17369	
305 AUSTRIA			803	685	
306 BELGIUM			118	228	

IMPORTS INTO CANADA FOR CONSUMPTION

Articles and Countries from which Imported	MONTH OF SEPTEMBER 1955		NINE MONTHS ENDED SEPTEMBER 1955		Class Number
	Quantities	Values (\$)	Quantities	Values (\$)	
318 DENMARK			1 157	508	
327 FRANCE			13 3338	56572	
335 GERMANY W	30530	10045			
344 ITALY	18940	1927	41 273	7627	
347 JAPAN	9050	6707	41 695	19333	
354 NETHRLNDS	1040313	72559	3775256	281617	
360 ISRAEL			4202	1388	
367 AZORES			28612	4902	
372 SPAIN			1808	178	
376 SWITZRLND	6677	4653	464	260	
383 HAWAII			31174	19615	
389 IRELAND			4666	2407	
400 U STATES			48	225	
	727898	175723	6013739	1537314	
	1879213	283258	10373706	2030469	
DRESSES WVN SYNT WOMENS CHLDNS	NO				3384
100 U KINGDOM	410	8824	1614	37312	
305 AUSTRIA			4	69	
327 FRANCE	58	8064	227	14704	
335 GERMANY W	49	1405	205	6793	
344 ITALY	373	2110	410	3291	
354 NETHRLNDS	15	620	243	3345	
367 AZORES			270	279	
375 SWEDEN			15	577	
376 SWITZRLND	75	3840	667	14904	
383 HAWAII			100	1279	
400 U STATES	35499	249134	258897	1467464	
	36479	273997	262652	1550017	
UNDERWEAR KNITTED SYNTHETIC	LB				3385
100 U KINGDOM	5912	14117	31286	75451	
327 FRANCE			3	105	
347 JAPAN			829	569	
376 SWITZRLND	13	158	49	547	
400 U STATES	1721	5940	16373	55315	
	7646	20215	48540	131987	
CLTHG SYNT FIB KNIT INFNTS CHLD	LB				3386
100 U KINGDOM	135	421	18912	40219	
347 JAPAN			72	314	
354 NETHRLNDS			163	401	
400 U STATES	1895	7117	11497	49665	
	2030	7538	30644	90599	
CLTHG SYNT FIB KNIT WOMNS GRLS	LB				3387
100 U KINGDOM	1008	3486	20630	76770	
305 AUSTRIA			98	1684	
327 FRANCE	10	315	270	4216	
344 ITALY			475	5937	
354 NETHRLNDS	64	177	64	177	
376 SWITZRLND			35	740	
400 U STATES	8296	45036	52967	251521	
	9378	49014	74539	341045	
CLTHG SYNTH FIB KNIT MENS BOYS	LB				3388
100 U KINGDOM	751	2122	12486	34536	
400 U STATES	1834	5608	23386	60022	
	2585	7730	35872	94558	
CURTAINS OF SYNTHETIC FIBRE	OZ				3390
100 U KINGDOM	18704	2742	221006	30187	
400 U STATES	597728	117250	5648991	886118	
	616432	119992	5869997	916305	
HANDKERCHIEFS SYNTHETIC FIBRE	OZ				3391
100 U KINGDOM			2063	592	
231 HONG KONG			300	68	
305 AUSTRIA			1050	821	
306 BELGIUM			327	255	
327 FRANCE	77	107	77	107	
347 JAPAN	28768	1313	486039	23606	
376 SWITZRLND	689	580	2396	2357	
400 U STATES	1018	279	4926	997	
	30552	2279	497178	28803	
SYNTHETIC FIBRE MANUFACTRS NOP	OZ				3392
100 U KINGDOM	219621	21903	1762451	156514	
215 INDIA	384	179	384	179	
231 HONG KONG	874	223	3168	894	
305 AUSTRIA			382	237	
306 BELGIUM	2080	203	20942	2648	
317 CZECHOS			1168	389	
327 FRANCE	10897	2637	75129	18029	
335 GERMANY W	4779	1015	41220	6108	
344 ITALY	34464	2207	690171	42917	
347 JAPAN	392708	21481	2606141	128207	
354 NETHRLNDS			12207	2191	
375 SWEDEN	901	613	17049	9102	
376 SWITZRLND	7140	1786	28468	11617	
400 U STATES	2364367	276432	15674603	1915011	
	3038215	328679	20933483	2294043	
SYNTH FIBRE FOR ELEC APPARATUS	OZ				3393
100 U KINGDOM			37216	7823	
400 U STATES	21948	2674	330426	57069	
	21948	2674	367642	64892	
HAIR CLOTH					3401
100 U KINGDOM		4303		63503	
400 U STATES		101		12684	
		4404		76187	
FILTER PRESS CLOTH OF HAIR					3402
KAPOK	CWT				3411
215 INDIA			378	13046	
309 BRAZIL	340	8918	343	9026	

IMPORTS INTO CANADA FOR CONSUMPTION

Articles and Countries from which Imported		MONTH OF SEPTEMBER 1955		NINE MONTHS ENDED SEPTEMBER 1955		Class Number
		Quantities	Values (\$)	Quantities	Values (\$)	
321	ECUADOR			31	1 524	
354	NETHERLANDS			332	1 423 6	
355	INDONESIA	332	1 422 3	772	3 300 8	
400	U STATES	5	100	944	4 294 7	
MANILA FIBRE		677	2 324 1	2 800	11 378 7	
		CWT				34...
315	C RICA			750	11 366 7	
337	GUATEMALA	602	1 028 4	1 652	2 754 9	
339	HONDURAS			600	1 051 6	
361	PANAMA			3 726	6 250 8	
364	PHIL	3 222	5 294 5	2 472 6	3 768 0 9	
400	U STATES	21	560	14 465	24 144 2	
SISAL ISTLE TAMPICO FIBRE		3 845	6 378 9	4 591 9	7 301 9 1	
		CWT				3413
100	U KINGDOM			214	2 274	
203	B E AFR	10 361	8 903 0	39 898	36 949 7	
309	BRAZIL	10 136	8 649 3	11 913 9	10 295 2 2	
316	CUBA	1 280	1 171 2	41 678	34 564 9	
320	DOM REP			273	2 564	
338	HAITI	13 479	12 365 6	9 421 6	85 461 4	
352	MEXICO	5 008	4 760 4	62 984	50 402 4	
355	INDONESIA	1 120	965 8	3 359	3 300 6	
394	PORT E AFR	1 568	1 477 4	5 663	5 369 9	
395	PORT W AFR			2 535	2 133 6	
400	U STATES	2 096	1 978 3	11 156 3	10 521 2 9	
VEGETABLE FIBRE N O P		4 504 8	4 027 1 0	4 815 2 2	4 268 3 1 4	
		CWT				3414
100	U KINGDOM			32	902	
215	INDIA	48	700	185	2 413	
221	B GUIANA			27	151	
309	BRAZIL			439	4 218	
333	MADAGASCAR			40	1 047	
352	MEXICO	10	414	1 105	10 668	
353	MOROCCO			221	1 606	
400	U STATES	154	2 814	5 568	4 818 0	
BALER TWINE		212	3 928	7 617	6 918 5	
		CWT				3420
100	U KINGDOM			9 022	14 979 4	
306	BELGIUM			4 360	5 565 5	
318	DENMARK			5 506	8 486 2	
352	MEXICO			21 777	22 594 3	
354	NETHERLANDS			9 620	16 219 2	
400	U STATES	14	241	8 243	9 982 3	
GRASSES SEAWEED		14	241	5 852 8	7 782 6 9	
		CWT				3421
100	U KINGDOM		232		6 674	
231	HONG KONG		359		1 240	
316	CUBA				20 31	
327	FRANCE				320	
335	GERMANY W				1 416	
344	ITALY		1 332		2 136	
347	JAPAN		319		10 851	
352	MEXICO				134	
354	NETHERLANDS				3 310	
359	NORWAY				594	
400	U STATES		7 556		14 371 4	
BINDER TWINE			9 798		17 242 0	
		CWT				3422
100	U KINGDOM	100	1 616	3 483	5 679 6	
306	BELGIUM			2 340	2 959 0	
318	DENMARK			15 769	18 348 8	
352	MEXICO			7 164	7 958 6	
354	NETHERLANDS			7 646	11 020 9	
366	PORTUGAL			18	249	
400	U STATES			4 418	6 382 0	
COIR AND COIR YARN		100	1 616	4 083 8	5 237 3 8	
		CWT				3423
100	U KINGDOM			129	1 570	
215	INDIA	908	9 927	4 576	4 305 9	
217	CEYLON	57	747	574	6 75 8	
224	JAMAICA			61	437	
MATS RUGS N O P OF COCOA FIBRE		965	1 067 4	5 340	5 182 4	
		SQ YD				3424
100	U KINGDOM			213	234	
215	INDIA	2 308 1	1 328 2	10 791 1	61 406	
354	NETHERLANDS	3 161	1 217	6 599	5 130	
400	U STATES			834	1 209	
STRAW OR PAPER CARPETING RUGS		2 624 2	1 449 9	11 555 7	6 797 8	
		CWT				3425
100	U KINGDOM		110		314	
215	INDIA		3 450		7 513	
223	BARBADOS				102	
224	JAMAICA				146	
231	HONG KONG				6 830	
317	CZECHOS				1 963	
347	JAPAN		529		2 209 7	
372	SPAIN				423 4	
400	U STATES		2 810		11 890 9	
VEGETABLE FIBRES FOR BRUSHES			6 899		16 210 8	
		CWT				3428
100	U KINGDOM	20	417	186	2 793	
215	INDIA	28	132	355	3 667	
231	HONG KONG			204	4 812	
304	ARGENTINA			35	5 936	
306	BELGIUM			465	8 708	
352	MEXICO	212	8 023	20 38	7 482 1	

IMPORTS INTO CANADA FOR CONSUMPTION

Articles and Countries from which Imported	MONTH OF SEPTEMBER 1955		NINE MONTHS ENDED SEPTEMBER 1955		Class Number
	Quantities	Values (\$)	Quantities	Values (\$)	
354 NETHRLNDS			767	1 4779	
400 U STATES	473	18392	2790	134541	
MATS CUT PILE OF COCOA FIBRE	733	26964	6840	250057	
215 INDIA	SQ FT	21129	671800	108071	3429
354 NETHRLNDS	122661	110	3148	1110	
WASTE FOR FURTHER PREPARATION	122935	21239	674948	109181	
100 U KINGDOM	CWT	22064	12723	318145	3451
215 INDIA	1158	11898	4234	74624	
216 PAKISTAN	815		2575	53614	
231 HONG KONG			1121	4588	
234 AUSTRALIA			6	740	
236 NEW ZEAL			46	2325	
304 ARGENTINA			33	3647	
306 BELGIUM	3828	22533	4935	40414	
309 BRAZIL	485	6767	11865	174053	
327 FRANCE			670	7156	
335 GERMANY W			2260	27968	
344 ITALY			4411	37694	
347 JAPAN			336	2170	
352 MEXICO			960	5234	
354 NETHRLNDS	479	2816	2820	15714	
386 URUGUAY			169	11547	
400 U STATES	29512	359582	264342	2621857	
WASTE FOR WIPING RAGS N O P	36277	425660	313506	3401490	
100 U KINGDOM	CWT	30657	2829	58953	3452
234 AUSTRALIA	1032	6036	247	13907	
306 BELGIUM	94	2705	1116	20818	
335 GERMANY W	184	3146	1117	16304	
347 JAPAN	221	1341	410	4613	
354 NETHRLNDS	110	2567	1224	18564	
400 U STATES	143	406151	390029	2975074	
WASTE GARNETTED READY FOR USE	64827	452603	396972	3108233	
100 U KINGDOM	LB	1347	53708	10864	3453
215 INDIA	7308		43234	4712	
216 PAKISTAN			13986	933	
306 BELGIUM			73	187	
327 FRANCE			1506	3048	
335 GERMANY W			33365	2784	
344 ITALY	68764	5419	127495	9834	
347 JAPAN			116744	11935	
354 NETHRLNDS			150	50	
400 U STATES	70286	17995	1012408	167353	
BATTS BATTING WADDING N O P	146358	24761	1402669	211700	
100 U KINGDOM	LB		230	166	3454
400 U STATES	8654	6360	73316	52620	
FISH NETS NETTINGS COMMERCIAL	8654	6360	73546	52786	
100 U KINGDOM	LB	62036	656086	1167751	3460
318 DENMARK	28	361	8604	12151	
335 GERMANY W	16824	22696	390160	530064	
347 JAPAN			41977	59996	
354 NETHRLNDS			1303	2035	
359 NORWAY	815	870	146052	393598	
400 U STATES	6867	28323	1245909	2167364	
FISHING LINES COMMERCIAL	61008	114286			3461
100 U KINGDOM	LB	5597	254978	164607	
306 BELGIUM	4863		6306	1631	
318 DENMARK	9668	2401	27257	5703	
335 GERMANY W			4924	3923	
347 JAPAN	200	193	10914	12735	
352 MEXICO			2206	397	
354 NETHRLNDS	5150	3057	45699	20717	
359 NORWAY	850	430	19283	10826	
400 U STATES	24708	27740	339243	373713	
CORDAGE MANILA OVER 1 IN CIRC	45439	39418	710810	594252	
100 U KINGDOM	LB	23129	1144506	259138	3463
318 DENMARK	110256	608	8803	1900	
352 MEXICO	2649		37838	4587	
354 NETHRLNDS			10073	2513	
366 PORTUGAL			494	78	
400 U STATES	175	98	28681	8711	
CORDAGE COMMERCIAL FISH NET	113080	23835	1230395	276927	
100 U KINGDOM	LB	16117	1264318	283707	3464
306 BELGIUM	66214		177750	41518	
318 DENMARK	958	197	164503	31386	
335 GERMANY W			6998	6882	
347 JAPAN			1136	715	
354 NETHRLNDS			169435	33683	
364 PHIL			30551	5927	
389 IRELAND			25081	5344	
400 U STATES	863	1709	45064	41826	
CORDAGE OVER 1 INCH NOP	68035	18023	1884836	450988	
100 U KINGDOM	LB	8426	290739	88975	3465
327 FRANCE	19721		754	553	
344 ITALY			6009	2049	
366 PORTUGAL			2645	342	
400 U STATES	37240	5871	207350	49950	
	56961	14297	507497	141869	

IMPORTS INTO CANADA FOR CONSUMPTION

Articles and Countries from which Imported	MONTH OF SEPTEMBER 1955		NINE MONTHS ENDED SEPTEMBER 1955		Class Number
	Quantities	Values (\$)	Quantities	Values (\$)	
COTTON FABRIC RUBBERIZED 100 U KINGDOM 400 U STATES	LB 16715	11478	4541 173969	2195 127679	3472
	16715	11478	178510	129874	
COTTON WINDOW SHADE CLOTH 100 U KINGDOM 400 U STATES	LB 425	777	499 9724	320 14908	3473
	425	777	10223	15228	
COTTON FABRICS COATED N O P 100 U KINGDOM 306 BELGIUM 327 FRANCE 335 GERMANY W 347 JAPAN 354 NETHRLNDS 400 U STATES	LB 35824	22535	430492	270537	3474
	143	400	542	1638	
	237	934	3237	4508	
	552	580	5260	4818	
	15000	3237	68214	16464	
			20946	17592	
	250662	273876	2232058	2292085	
	302418	301562	2760749	2607642	
ARTISTS CANVAS COATED PREPARED 100 U KINGDOM 327 FRANCE 354 NETHRLNDS 400 U STATES				2391 378 448	3475
		1472		15649	
		1472		18866	
CANVAS FLAX FOR TENTS AWNINGS 100 U KINGDOM	LB 4460	2822	41568	27739	3476
	4460	2822	41568	27739	
FABRICS JUTE COATED 100 U KINGDOM 400 U STATES	LB 1611	681	8557	3813	3478
	11693	3526	140993	51835	
	13304	4207	149550	55648	
FABRICS VEG FIBRE COATED 100 U KINGDOM 306 BELGIUM 327 FRANCE 347 JAPAN 400 U STATES	LB 7180	4101	38155	25737	3479
			1124	1434	
			3203	2321	
	1584	339	3064	611	
	16210	9961	187418	163944	
	24974	14401	232964	194047	
FABRICS FOR BRATTICE CLOTH 100 U KINGDOM 400 U STATES	LB 19773	3833	273482	42967	3480
	460	225	5812	1406	
	20233	4058	279294	44373	
FABRICS SILK COATED 400 U STATES	LB 1267	5898	3946	17903	3481
	1267	5898	3946	17903	
FABRICS WOOL COATED 100 U KINGDOM 306 BELGIUM 327 FRANCE 400 U STATES	LB 4180	12906	2352	6746	3483
			31355	70117	
			172	865	
	6700	12154	82158	89448	
	10880	25060	116037	167176	
FABRICS SYNTHETIC FIBRE COATED 100 U KINGDOM 306 BELGIUM 327 FRANCE 354 NETHRLNDS 400 U STATES	LB 24896	27954	5259	3136	3484
			207172	226461	
			12586	21002	
			3186	4115	
	144806	280252	1151568	2063574	
	169702	308206	1379771	2318288	
OILCLOTH FLOOR LINOLEUM 100 U KINGDOM 335 GERMANY W 381 ALASKA 400 U STATES	LB 3680644	460131	30996294	4064141	3485
	58605	4395	58605	4395	
			300	59	
	1462651	242552	11773456	2032380	
	5201900	707078	42828655	6100975	
OILCLOTH CARRIAGE SHELF TABLE 100 U KINGDOM 335 GERMANY W 400 U STATES	LB 7670	5304	85733	57674	3486
			150	98	
	76683	59775	627193	433088	
	84353	65079	713076	490860	
TYPEWRITER RIBBONS 100 U KINGDOM 335 GERMANY W 400 U STATES	LB 71	181	4101	10929	3487
			40	1994	
	29	245	1151	7141	
	100	426	5292	20064	
FABRICS COTTON TO COVER RUBBER 100 U KINGDOM 400 U STATES	LB 4067	5380	59798	83135	3488
	334	396	6111	7942	
	4401	5776	65909	91077	
CORD TIRE FABRICS SYNTH FIBRE 316 CUBA 400 U STATES	LB 18285	20320	103927	68505	3489
	18285	20320	486138	631608	
			590065	700113	
LACE EMBROIDERIES BOBBINET NOP 100 U KINGDOM 215 INDIA 231 HONG KONG 305 AUSTRIA 306 BELGIUM 327 FRANCE 335 GERMANY W 344 ITALY 347 JAPAN 367 AZORES 373 CANARY IS 376 SWITZRLND 400 U STATES	LB 3145	16926	23178	130990	3501
	16	146	561	3492	
			550	3265	
	260	3022	919	6165	
	10	92	247	1867	
	4748	38658	44267	389580	
	40	199	1206	6819	
			102	425	
	134	558	9558	18429	
			253	1537	
			566	3042	
	103	925	2786	22859	
	25195	152265	161414	965074	
	33651	212791	245607	1553644	

IMPORTS INTO CANADA FOR CONSUMPTION

Articles and Countries from which Imported	MONTH OF SEPTEMBER 1955		NINE MONTHS ENDED SEPTEMBER 1955		Class Number
	Quantities	Values (\$)	Quantities	Values (\$)	
CORSETS GIRDLES BRASSIERES					3510
100 U KINGDOM		3562		12501	
327 FRANCE		111		395	
335 GERMANY W		163		1066	
347 JAPAN		1447		42116	
360 ISRAEL				187	
400 U STATES		74458		832286	
		79741		888551	
BRACES OR SUSPENDERS AND PARTS					3511
100 U KINGDOM		3423		16532	
327 FRANCE		120		304	
335 GERMANY W		1571		17063	
344 ITALY				176	
400 U STATES		11484		75956	
		16598		110031	
CHURCH VESTMENTS ANY MATERIAL					3512
100 U KINGDOM		1131		12350	
306 BELGIUM		968		4078	
327 FRANCE		7091		64357	
335 GERMANY W				213	
344 ITALY		130		1625	
360 ISRAEL				128	
376 SWITZRLND				498	
389 IRELAND		120		120	
400 U STATES		6253		41276	
		15693		124645	
GARMENTS KNITTED N O P	LB				3514
100 U KINGDOM			812	6720	
305 AUSTRIA			28	325	
344 ITALY	16	473	16	473	
354 NETHRLNDS	136	400	136	400	
400 U STATES			521	2215	
		152	873	1513	
GLOVES MITTS AND MITTENS N O P	DZ PR				3515
100 U KINGDOM	285	2583	775	5785	
327 FRANCE			64	764	
344 ITALY			88	515	
347 JAPAN	100	644	2441	7502	
372 SPAIN			6	165	
400 U STATES	455	2703	6011	40086	
	840	5930	9385	54817	
BERETS OF WOOL KNITTED FULLED	DOZ				3516
100 U KINGDOM	781	4477	7657	37958	
327 FRANCE	35	110	1763	6764	
344 ITALY			121	977	
400 U STATES			84	853	
	816	4587	9625	46552	
CAPS BONNETS BERETS N O P	DOZ				3517
100 U KINGDOM	792	4829	19399	95319	
224 JAMAICA	7	73	45	541	
231 HONG KONG	100	159	300	482	
305 AUSTRIA			2	111	
306 BELGIUM	9	182	44	474	
317 CZECHO S			300	993	
318 DENMARK	136	156	136	156	
321 ECUADOR			30	146	
327 FRANCE	37	160	2049	8155	
335 GERMANY W	77	357	1493	5741	
344 ITALY	589	5314	2329	20243	
347 JAPAN	1213	1777	31835	52547	
359 NORWAY			48	445	
376 SWITZRLND	116	1598	403	4333	
400 U STATES	8244	57024	85767	530473	
	11320	71629	144180	720159	
HATS OF FUR FELT MENS	DOZ				3518
100 U KINGDOM	272	17531	1345	67368	
305 AUSTRIA			12	1005	
306 BELGIUM			23	983	
327 FRANCE			2	216	
344 ITALY	80	5984	453	33515	
400 U STATES	33	1626	139	7256	
	385	25141	1974	110343	
HATS OF WOOL FELT	DOZ				3519
100 U KINGDOM	81	1186	447	6392	
327 FRANCE	1	80	1	80	
400 U STATES	1056	18246	2888	49995	
	1138	19512	3336	56467	
HATS OF FUR FELT WOMENS	DOZ				3520
100 U KINGDOM	5	253	420	16464	
305 AUSTRIA			87	3878	
318 DENMARK	1	122	1	122	
327 FRANCE	72	3496	789	21941	
344 ITALY			69	2040	
376 SWITZRLND	11	1788	47	4727	
400 U STATES	744	34986	1717	85227	
	833	40645	3130	134399	
HATS N O P	DOZ				3521
100 U KINGDOM	123	3195	795	23330	
224 JAMAICA	28	323	90	1069	
231 HONG KONG	50	178	90	366	
305 AUSTRIA			15	1008	
327 FRANCE	33	1560	766	36493	
335 GERMANY W	16	249	75	998	
344 ITALY	15	106	1133	10838	
347 JAPAN			1278	1345	
352 MEXICO			292	393	

IMPORTS INTO CANADA FOR CONSUMPTION

Articles and Countries from which Imported	MONTH OF SEPTEMBER 1955		NINE MONTHS ENDED SEPTEMBER 1955		Class Number
	Quantities	Values (\$)	Quantities	Values (\$)	
354 NETHRLNDS			24	2387	
366 PORTUGAL			56	224	
376 SWITZRLND	14	712	433	18691	
383 HAWAII			5	129	
400 U STATES	4597	93428	41782	861321	
	4876	99751	46834	958592	
FIREMENS SAFETY HELMETS					3522
100 U KINGDOM		1044		6016	
335 GERMANY W				469	
400 U STATES		52664		395026	
		53708		401511	
KNITTED GOODS N O P	LB				3524
100 U KINGDOM			1228	3264	
376 SWITZRLND			258	737	
400 U STATES	10056	18205	103734	197810	
	10056	18205	105220	201811	
UNDERWEAR N O P KNITTED	LB				3525
CHENILLE YARNS AND CORDS	LB				3548
400 U STATES			643	905	
			643	905	
USED BAGS OF VEGETABLE FIBRE					3550
100 U KINGDOM		159		502	
354 NETHRLNDS				1940	
400 U STATES		9435		90671	
		9594		93113	
BELTING N O P	LB				3551
100 U KINGDOM			7190	10149	
335 GERMANY W	48	51	1160	1649	
400 U STATES	24812	17105	71134	82374	
	24860	17156	79484	94172	
BLANKETS FOR PRINTING PRESSES					3552
100 U KINGDOM		1827		13586	
335 GERMANY W		176		176	
376 SWITZRLND				264	
384 P RICO		1267		5319	
400 U STATES		27802		309196	
		31072		328541	
BRAIDS CORDS FRINGES NOP					3553
100 U KINGDOM		1658		17966	
234 AUSTRALIA				102	
306 BELGIUM				138	
327 FRANCE		795		13146	
335 GERMANY W		1124		6425	
344 ITALY		74		588	
347 JAPAN		458		2259	
375 SWEDEN				310	
376 SWITZRLND		407		2679	
400 U STATES		88732		555114	
		93248		598727	
CARPETS N O P	SQ FT				3554
100 U KINGDOM	22697	6913	224825	61352	
215 INDIA	1948	990	152922	82392	
231 HONG KONG			27611	7825	
306 BELGIUM	125162	33261	1257910	309055	
317 CZECHO S	2257	206	2257	206	
327 FRANCE			8554	5350	
344 ITALY	39499	10712	137599	33686	
347 JAPAN	26442	4203	466288	62405	
354 NETHRLNDS	4493	1078	30669	7716	
372 SPAIN	953	329	2245	574	
376 SWITZRLND			1941	333	
400 U STATES	265848	123740	2248305	891667	
	489299	181432	4561126	1462561	
CRAPES BLACK MOURNING					3556
CURTAINS N O P					3557
100 U KINGDOM				2913	
400 U STATES		4483		17148	
		4483		20061	
FELT ADHESIVE FOR VESSELS					3558
100 U KINGDOM		562		2951	
		562		2951	
HAT BRAIOS NOT OVER 6 INCHES					3559
231 HONG KONG				398	
313 CHINA				41951	
344 ITALY		179		7980	
376 SWITZRLND		45650		275100	
400 U STATES		3193		70098	
		49022		395527	
HAT SWEATS CAP PEAKS AND BANDS					3560
100 U KINGDOM		347		4065	
306 BELGIUM				1590	
376 SWITZRLND				2688	
400 U STATES		21505		317372	
		21852		325715	
HOODS AND SHAPES OF FUR FELT	DOZ				3561
100 U KINGDOM	68	1813	164	4335	
305 AUSTRIA			36	1228	
317 CZECHO S	1064	18957	3438	59339	
327 FRANCE	362	5547	7989	100011	
344 ITALY	982	12741	11523	134060	
400 U STATES	1091	18900	3188	57129	
	3567	57958	26338	356102	
HOODS AND SHAPES OF WOOL FELT	DOZ				3562
344 ITALY			71	920	

IMPORTS INTO CANADA FOR CONSUMPTION

Articles and Countries from which Imported	MONTH OF SEPTEMBER 1955		NINE MONTHS ENDED SEPTEMBER 1955		Class Number
	Quantities	Values (\$)	Quantities	Values (\$)	
400 U STATES			12	411	
HOODS AND SHAPES KNITTED			83	1331	
317 CZECHO S					3563
321 ECUADOR	500	4455	118	1941	
344 ITALY	84	861	1155	12569	
347 JAPAN			4504	28490	
352 MEXICO			1834	4811	
355 INDONESIA	12000	7248	348	365	
376 SWITZRLND	32	471	15000	8760	
393 TAIWAN			574	8355	
400 U STATES	508	4688	237	913	
	13124	17723	14757	118515	
HOODS AND SHAPES N O P			38527	184719	
100 U KINGDOM	2	57			3564
317 CZECHO S			44	1178	
327 FRANCE			159	2927	
344 ITALY	25	471	33	1258	
376 SWITZRLND	291	2336	854	4277	
400 U STATES	492	3468	1117	14599	
	817	6332	4895	32328	
MATERIALS FOR HAT BRAIDS			7102	56567	
376 SWITZRLND				565	3565
400 U STATES				2281	
				2846	
SURGICAL DRESSINGS					3566
100 U KINGDOM		55905		294035	
335 GERMANY W				13471	
400 U STATES		73831		489780	
		129736		797286	
ELASTIC WEBBING WOVEN FOR MFRS					3567
100 U KINGDOM	448	711	5598	9494	
335 GERMANY W			1516	4254	
344 ITALY			4773	8392	
347 JAPAN			4065	4086	
354 NETHRLNDS	113	250	948	2014	
400 U STATES	6133	18416	50671	149318	
	6694	19377	67571	177558	
ELASTIC WEBBING WOVEN N O P					3568
100 U KINGDOM	430	804	5409	9236	
305 AUSTRIA			95	215	
327 FRANCE			36	70	
335 GERMANY W	352	591	3201	4492	
344 ITALY	1697	3031	11849	26049	
347 JAPAN	7325	5477	117940	77226	
354 NETHRLNDS	287	531	2838	5911	
400 U STATES	8398	11940	53939	104522	
	18489	22374	195307	227721	
WINDOW SHADES ON ROLLERS N O P					3569
347 JAPAN				269	
400 U STATES				9664	
				9933	
CORDED RIBBONS FOR MENS HATS					3570
400 U STATES					
	2092	9634	23582	106914	
	2092	9634	23582	106914	
NONELASTIC FABRICS FOR GARTERS					3571
100 U KINGDOM			105	186	
400 U STATES			138	191	
			243	377	
FABRICS FOR CARD CLOTHING					3572
100 U KINGDOM			2279	2811	
400 U STATES			2207	5561	
			5186	8372	
FIBRE OR TEXTILE PRODUCTS N O P					3573
100 U KINGDOM				15564	
344 ITALY				1561	
400 U STATES				55141	
		7578		72266	
BRAIDED CORD 1 IN CIRC OR LESS					3574
100 U KINGDOM	348	451	2207	3084	
400 U STATES	4493	3205	69066	42740	
	4841	3656	71273	45824	
ELASTIC WEBBING BRAIDED					3576
100 U KINGDOM	288	389	7493	10291	
335 GERMANY W	167	446	1037	2061	
344 ITALY			1046	2140	
347 JAPAN	8779	5074	68539	43387	
354 NETHRLNDS	104	213	498	982	
360 ISRAEL			872	679	
400 U STATES	6970	13080	46098	113391	
	16308	19202	125583	172931	

IMPORTS INTO CANADA FOR CONSUMPTION

Articles and Countries from which Imported	MONTH OF SEPTEMBER 1955		NINE MONTHS ENDED SEPTEMBER 1955		Class Number
	Quantities	Values (\$)	Quantities	Values (\$)	
<u>GROUP 4</u>					
<u>WOOD WOOD PRODUCTS AND PAPER</u>					
CANE REED OR RATTAN					4002
215 INDIA				4299	
231 HONG KONG				4707	
335 GERMANY W		957		9029	
347 JAPAN				1342	
354 NETHRLNDS				1228	
364 PHIL		630		5269	
400 U STATES		97		18554	
		1684		44428	
OSIERS WILLOWS AND BAMBOOS					4003
100 U KINGDOM		243		243	
215 INDIA				364	
231 HONG KONG				316	
304 ARGENTINA				977	
347 JAPAN				6448	
354 NETHRLNDS				1758	
393 TAIWAN				306	
400 U STATES		83		4448	
		326		14860	
CORKWOOD UNMANUFACTURED					4011
366 PORTUGAL				3581	
400 U STATES		1538		6789	
		1538		10370	
FENCE POSTS					4021
400 U STATES	NO				
	1074	588	36158	9518	
	1074	588	36158	9518	
HICKORY BILLETS					4022
400 U STATES					
		20810		118304	
		20810		118304	
POLES TELEGRAPH AND PILING					4024
400 U STATES	NO				
	5978	113327	58234	861133	
	5978	113327	58234	861133	
RAILWAY TIES					4025
400 U STATES	NO				
	7491	25822	80118	243996	
	7491	25822	80118	243996	
LOGS ROUND UNMANUFACTURED NOP					4026
400 U STATES	M FT				
	5551	251129	90715	4745983	
	5551	251129	90715	4745983	
HANDLE SHINGLE BOLTS FELLOES					4032
400 U STATES					
		10953		85178	
		10953		85178	
HUB LAST WAGON OAR GUN BLOCKS					4033
326 FINLAND				343	
327 FRANCE				526	
344 ITALY		69		246	
400 U STATES		32256		305138	
		32325		306253	
WOOD TEN PIN BLOCKS ROUGH					4034
TEAK AMARANTH TROPICAL WOODS					4041
100 U KINGDOM				1178	
210 G COAST				8389	
217 CEYLON				735	
221 B GUIANA				6107	
234 AUSTRALIA				31326	
309 BRAZIL				496	
311 BURMA				4700	
314 COLOMBIA				3251	
321 ECUADOR				1416	
337 GUATEMALA		5528		20155	
338 HAITI				176	
339 HONDURAS				2218	
363 PERU		3651		11222	
371 THAILAND		3352		7858	
400 U STATES		15802		177956	
		28333		277183	
ASH WHITE					4042
400 U STATES	M FT				
	97	15006	1026	165119	
	97	15006	1026	165119	
CEDAR					4043
400 U STATES	M FT				
	294	34646	1615	228374	
	294	34646	1615	228374	
CHESTNUT					4044
400 U STATES	M FT				
			41	4690	
			41	4690	
FIR					4045
381 ALASKA				1	88
400 U STATES		4072	386750	30677	2740152
		4072	386750	30678	2740240
GUMWOOD					4046
234 AUSTRALIA	M FT				
400 U STATES				3	595
	22	3212	129	18676	
	22	3212	132	19271	
HEMLOCK					4047
400 U STATES	M FT				
	647	48965	2934	215967	
	647	48965	2934	215967	
HICKORY					4048
400 U STATES	M FT				
	12	2310	243	36936	
	12	2310	243	36936	

IMPORTS INTO CANADA FOR CONSUMPTION

Articles and Countries from which Imported			MONTH OF SEPTEMBER 1955		NINE MONTHS ENDED SEPTEMBER 1955		Class Number	
			Quantities	Values (\$)	Quantities	Values (\$)		
MAHOGANY	210	G COAST	M FT	25	4085	491	93592	4049
	222	B HONO		18	5973	353	84033	
	234	AUSTRALIA				1	192	
	327	FRANCE				10	2163	
	328	FR AFRICA		429	31393	1032	99143	
	337	GUATEMALA				37	6844	
	347	JAPAN		135	26972	1300	226237	
	352	MEXICO				15	4720	
	361	PANAMA				9	2214	
	363	PERU				9	2659	
	364	PHIL		113	26202	401	70220	
400	U STATES		111	22335	1243	295578		
			831	116960	4901	887595		
OAK	347	JAPAN	M FT	54	13314	160	39882	4050
	381	ALASKA				1	148	
	400	U STATES		4366	578200	35201	4606155	
				4420	591514	35362	4646185	
PINE SOUTHERN YELLOW OR PITCH	400	U STATES	M FT					4051
				233	38324	2342	367504	
				233	38324	2342	367504	
PINE WHITE OR OTHER N O P	309	BRAZIL	M FT	117	15731	4307	615969	4052
	339	HONDURAS				108	13938	
	381	ALASKA				2	232	
	400	U STATES		3042	257700	21122	1807330	
				3159	273431	25539	2437469	
POPLAR	400	U STATES	M FT					4053
				405	49602	2339	290335	
				405	49602	2339	290335	
REDWOOD	400	U STATES	M FT					4054
				146	31815	924	171820	
				146	31815	924	171820	
WALNUT	400	U STATES	M FT					4055
				196	44053	1094	302275	
				196	44053	1094	302275	
LUMBER AND TIMBER HARDWOOD N O P	100	U KINGDOM	M FT			3	573	4056
	347	JAPAN		70	13981	238	44313	
	381	ALASKA				5	207	
	400	U STATES		2046	199616	10136	1110891	
				2116	213597	10382	1155984	
LUMBER AND TIMBER N O P	381	ALASKA	M FT	39	2867	98	6167	4057
	400	U STATES		728	54467	5622	386284	
				767	57334	5720	392451	
HARDWOOD FLOORING	400	U STATES	M FT					4058
				1502	231542	15219	2268638	
				1502	231542	15219	2268638	
PINE PONDEROSA AND SUGAR	400	U STATES	M FT					4059
				3676	422229	19625	2227624	
				3676	422229	19625	2227624	
LATHS			M					4071
PICKETS PLAIN			M					4072
PLYWOOD GLUED OR CEMENTED	100	U KINGDOM					183	4073
	211	NIGERIA					7191	
	234	AUSTRALIA					332	
	306	BELGIUM			986		6092	
	326	FINLAND			1679		34118	
	327	FRANCE			24604		207657	
	335	GERMANY W					68349	
	344	ITALY			5463		5463	
	347	JAPAN			90455		993754	
	352	MEXICO			2378		2378	
	360	ISRAEL			6085		10182	
	364	PHIL					1668	
	365	POLANO					4276	
	366	PORTUGAL					1064	
	375	SWEDEN					47670	
	381	ALASKA					100	
400	U STATES			64389		221744		
				196039		1612221		
SHINGLES OF WOOD	400	U STATES	SQ					4074
				1029	7650	15585	97546	
				1029	7650	15585	97546	
VENEERS OF ROSEWOOD ETC	327	FRANCE			7141		39559	4075
	364	PHIL					11702	
	400	U STATES			30060		280736	
					37201		331997	
VENEERS OF WOOD N O P	100	U KINGDOM			69		1721	4076
	307	BEL CONGO			3442		31533	
	327	FRANCE					506	
	354	NETHRLNDS			522		522	
	400	U STATES			83790		654129	
				87823		688411		
VENEERS OF WOOD TAPED JOINTED	400	U STATES			3763		39438	4077
					3763		39438	
VENEERS AUSTRALIAN BLACKWOOD	400	U STATES			339		11852	4078
					339		11852	

IMPORTS INTO CANADA FOR CONSUMPTION

Articles and Countries from which Imported	MONTH OF SEPTEMBER 1955		NINE MONTHS ENDED SEPTEMBER 1955		Class Number
	Quantities	Values (\$)	Quantities	Values (\$)	
PLYWOOD FACED WITH METAL 400 U STATES		2284		36554	4079
		2284		36554	
BARK CRUDE FOR TANNERS USE CWT					4081
FUELWOOD 400 U STATES		617	1058	7111	4082
	115	617	1058	7111	
PULPWOOD 400 U STATES		167939	92266	1616013	4083
	9407	167939	92266	1616013	
SAWOUST AND WOOD FLOUR 400 U STATES		15695		163252	4084
		15695		163252	
BARRELS EMPTY SLACK 400 U STATES			1773	945	4090
			1773	945	
BARRELS EMPTY TIGHT 100 U KINGDOM 359 NORWAY 40D U STATES			250	475	4091
			322	842	
	27711	75302	206345	618573	
	27711	75302	206917	619890	
STAVES HEADINGS POPLAR ROUGH M	184	13627	1449	284697	4093
	184	13627	1449	284697	
STAVES OAK SAWN SPLIT OR CUT 400 U STATES					4094
STAVES ROUGH SAWN N O P M					4095
STAVES 5 EIGHTHS INCH OR OVER M					4096
STAVES N O P 100 U KINGDOM 400 U STATES			111	2409	4097
	140	7223	1298	76159	
	140	7223	1409	78568	
WOODEN PAILS AND TUBS 400 U STATES				3204	4098
				3204	
HOOPS HEADS AND LINERS OF WOOD 100 U KINGDOM 40D U STATES		536		3968	4099
		21600		146388	
		22136		150356	
CORK SLABS BOARDS TILES N O P 100 U KINGDOM 318 DENMARK 353 MOROCCO 366 PORTUGAL 372 SPAIN 400 U STATES		815		8079	4101
		7484		44414	
		212		12486	
		9058		109933	
		21069		221442	
		8700		285088	
		47338		681442	
CORKS THREE FOURTHS IN OR LESS 366 PORTUGAL 372 SPAIN 400 U STATES			6692	9283	4102
	665	1613	1473	3865	
	34	433	321	1645	
	699	2046	8486	14793	
CORKS OVER THREE FOURTHS INCH 366 PORTUGAL 372 SPAIN 400 U STATES		14302	66214	115533	4103
	291	689	7818	14871	
	693	2238	7273	15674	
	8880	17229	81305	146078	
CORK SLABS BOARDS FOR MFRS 100 U KINGDOM 353 MOROCCO 366 PORTUGAL 372 SPAIN 400 U STATES				3420	4104
				23347	
		14386		228918	
		43815		1003885	
		122684		1270672	
		180885		2530242	
MANUFACTURES OF CORKWOOD N O P 100 U KINGDOM 327 FRANCE 335 GERMANY W 344 ITALY 354 NETHRLNDS 366 PORTUGAL 372 SPAIN 400 U STATES		3483		30885	4105
				321	
				25479	
				107	
		1076		2241	
		11356		96221	
		3908		52636	
		20219		245744	
		40042		453634	
BICYCLE RIM STRIPS OF MAPLE					4111
BILLETS OF WOOD FOR BATS 400 U STATES		2881		33072	4112
		2881		33072	
GUM STOCKS OF WALNUT ROUGH					4113
WOOD HANDLES FOR AGRIC IMPL 400 U STATES		22135		250436	4114
		22135		250436	
HANDLES OF WOOD N O P 100 U KINGDOM 335 GERMANY W 375 SWEDEN 400 U STATES		264		1447	4118
		987		3360	
				118	
		32240		290849	
		33491		295774	
SHAFTS OR HEADS FOR GOLF CLUBS 400 U STATES				9542	4119
				9542	

IMPORTS INTO CANADA FOR CONSUMPTION

Articles and Countries from which Imported	MONTH OF SEPTEMBER 1955		NINE MONTHS ENDED SEPTEMBER 1955		Class Number
	Quantities	Values (\$)	Quantities	Values (\$)	
LASTS OF WOOD					4120
100 U KINGDOM		1280		9730	
400 U STATES		1761		29976	
		3041		39706	
MEXICAN SADOLE TREES STIRRUPS					4121
400 U STATES		908		8424	
		908		8424	
SPOKES HICKORY OAK ROUGH					4122
400 U STATES				244	
				244	
WALKING STICKS AND CANES					4125
100 U KINGDOM		1152		7126	
216 PAKISTAN		632		1055	
327 FRANCE		191		376	
335 GERMANY W				2164	
347 JAPAN		161		1557	
400 U STATES		272		4031	
		2408		16309	
SULPHITE PULP BL DISSOLVING	CWT				4130
400 U STATES	6333	50013	27269	226886	
	6333	50013	27269	226886	
SODA PULP	CWT				4131
SULPHITE PULP UNBLEACHED	CWT				4132
400 U STATES	65009	357874	497290	2665894	
	65009	357874	497290	2665894	
SULPHITE PULP BLEACHED N O P	CWT				4133
400 U STATES	23877	146509	176739	1121426	
	23877	146509	176739	1121426	
SULPHATE OR KRAFT PULP	CWT				4134
400 U STATES	28853	177589	201649	1213760	
	28853	177589	201649	1213760	
WOOD PULP MECHANICAL	CWT				4135
PULP OF STRAW OR VEG FIBRE NOP	CWT				4136
100 U KINGDOM			179	4381	
305 AUSTRIA	233	939	233	939	
335 GERMANY W			44	1401	
400 U STATES	12060	106274	59175	456401	
	12293	107213	59631	463122	
BOBBINS SHUTTLES AND SPOOLS					4141
100 U KINGDOM		136		5959	
335 GERMANY W				2271	
376 SWITZRLND		1878		11096	
400 U STATES		16377		217471	
		18391		236797	
CASKETS COFFINS AND METAL PTS					4142
400 U STATES		19406		250574	
		19406		250574	
CHARCOAL MADE FROM WOOD	TON				4143
400 U STATES	144	10625	1021	72660	
	144	10625	1021	72660	
CHURNS N O P WASHBOARDS					4144
100 U KINGDOM		191		1064	
335 GERMANY W		524		5463	
375 SWEDEN				872	
400 U STATES		890		10502	
		1605		17901	
CLOTHES PINS AND PARTS	GROSS				4145
100 U KINGDOM				1388	
318 DENMARK	7765	2701	49180	18097	
335 GERMANY W			760	290	
347 JAPAN			500	184	
354 NETHRLNDS	3900	1190	25400	7698	
375 SWEDEN	3400	1253	36017	13234	
400 U STATES	625	520	1513	1823	
	15690	5664	113370	42714	
CRUTCHES OR STAFFS					4146
400 U STATES		1641		15028	
		1641		15028	
CURTAIN STRETCHERS					4147
400 U STATES		2639		6555	
		2639		6555	
DOORS WOOD 6 FT X 2 FT OR OVER	NO				4148
100 U KINGDOM			2653	13267	
326 FINLAND			725	3000	
335 GERMANY W	460	2089	7278	85806	
354 NETHRLNDS	1165	5791	4785	23405	
365 POLAND	100	356	100	356	
372 SPAIN			100	323	
375 SWEDEN			650	4715	
389 IRELAND			1933	8663	
400 U STATES	2014	33625	13817	197948	
	3739	41861	32041	337483	
EXCELSIOR OR WOOD WOOL					4149
400 U STATES		2306		8432	
		2306		8432	
FIBRE AND MANUFACTURES N O P					4150
100 U KINGDOM		2185		10445	
306 BELGIUM				1850	
327 FRANCE		6875		6875	
344 ITALY				265	
375 SWEDEN		1287		4834	
400 U STATES		89349		711169	
		99696		735438	

IMPORTS INTO CANADA FOR CONSUMPTION

Articles and Countries from which Imported	MONTH OF SEPTEMBER 1955		NINE MONTHS ENDED SEPTEMBER 1955		Class Number	
	Quantities	Values (\$)	Quantities	Values (\$)		
FURNITURE MAINLY OF WOOD					4 151	
100 U KINGDOM		20650		113025		
207 UN SO AFR				300		
215 INDIA				1843		
218 MALAYA				55		
223 BARBADOS				561		
224 JAMAICA				164		
231 HONG KONG		2155		41168		
305 AUSTRIA				491		
306 BELGIUM		4410		19135		
316 CUBA				111		
317 CZECHO S		4777		49299		
318 DENMARK		10858		77127		
327 FRANCE		2728		17192		
335 GERMANY W		2602		35784		
338 HAITI				144		
344 ITALY		4581		22012		
347 JAPAN		101		11404		
352 MEXICO		1492		3699		
353 MOROCCO		166		253		
354 NETHRLNDS		627		19284		
359 NORWAY		136		33548		
361 PANAMA				188		
363 PERU				461		
365 POLAND				8787		
372 SPAIN				81		
375 SWEDEN		2710		18088		
376 SWITZRLND		259		1896		
383 HAWAII				772		
387 VENEZUELA				75		
388 YUGO SLAV				3780		
400 U STATES		463776		3526108		
		522028		4006835		
MATCHES OF WOOD						4 152
100 U KINGDOM				935		
344 ITALY				1299		
375 SWEDEN				23386		
400 U STATES		954		45715		
		954		71335		
MOULOINGS OF WOOD					4 153	
306 BELGIUM		54		489		
317 CZECHO S				389		
335 GERMANY W				1919		
400 U STATES		3941		47468		
		3995		50265		
SKIS RACQUETS AND FRAMES BATS					4 154	
100 U KINGDOM		4381		42476		
215 INDIA				3260		
216 PAKISTAN		641		27404		
234 AUSTRALIA		126		7873		
305 AUSTRIA				1760		
306 BELGIUM		130		4923		
317 CZECHO S				919		
318 DENMARK		648		1847		
327 FRANCE				91		
335 GERMANY W		3766		15729		
347 JAPAN		1271		7800		
354 NETHRLNDS				2434		
359 NORWAY		656		3046		
375 SWEDEN		2756		2756		
376 SWITZRLND		118		370		
400 U STATES		18364		93123		
		32857		215811		
WINDOW SASH OF WOOD					4 155	
400 U STATES		20431		73550		
		20431		73550		
WOOD BOXES CRATES AND SHOOKS					4 156	
100 U KINGDOM				318		
335 GERMANY W				1115		
347 JAPAN		56		2807		
390 GERMANY E				786		
400 U STATES		16146		157508		
		16202		162534		
MANUFACTURES OF WOOD N O P					4 157	
100 U KINGDOM		84158		309613		
203 B E AFR				5323		
215 INDIA				758		
217 CEYLON		745		2078		
225 TRINIDAD				114		
231 HONG KONG		916		6932		
305 AUSTRIA				688		
306 BELGIUM		874		3896		
316 CUBA				95		
317 CZECHO S		1130		3655		
318 DENMARK		957		2748		
326 FINLAND				160		
327 FRANCE		4593		27396		
335 GERMANY W		5901		89097		
338 HAITI		179		508		
344 ITALY		6882		26250		
347 JAPAN		20700		141409		
352 MEXICO		76		634		
354 NETHRLNDS		1094		10568		
359 NORWAY				1268		
372 SPAIN				959		
375 SWEDEN		509		51420		

IMPORTS INTO CANADA FOR CONSUMPTION

Articles and Countries from which Imported	MONTH OF SEPTEMBER 1955		NINE MONTHS ENDED SEPTEMBER 1955		Class Number
	Quantities	Values (\$)	Quantities	Values (\$)	
376 SWITZRLND				31899	
381 ALASKA				50	
390 GERMANY E				4310	
393 TAIWAN				301	
400 U STATES		294182		2080231	
		422896		2802360	
BOWLS TRAYS AND DISHES OF WOOD					4158
100 U KINGDOM				1928	
203 B E AFR				405	
215 INDIA				155	
231 HONG KONG				132	
306 BELGIUM				84	
317 CZECHOS				3669	
318 DENMARK		172		674	
327 FRANCE				6481	
335 GERMANY W				4479	
338 HAITI				1665	
344 ITALY		556		2003	
347 JAPAN		6634		42489	
352 MEXICO		68		68	
366 PORTUGAL				99	
375 SWEDEN		385		4867	
400 U STATES		6646		35137	
		14461		104335	
PLAYING CARD STOCK	LB				4159
400 U STATES		9056	2832	235998	53288
		9056	2832	235998	53288
CONT BOARD FOR MOIST OILY FOOD	LB				4160
400 U STATES		1160354	106388	9174707	820684
		1160354	106388	9174707	820684
CARD STOCK BRISTOL BOARD N O P	LB				4161
354 NETHRLNDS				11617	2585
400 U STATES		108199	14014	595080	100956
		108199	14014	606697	103541
CHIPBOARD NEWS BOARD	LB				4162
400 U STATES		424730	28481	3539657	273090
		424730	28481	3539657	273090
LEATHER BOARD LEATHEROID MFRS	LB				4163
100 U KINGDOM		2636	639	80723	14927
335 GERMANY W				74	142
344 ITALY		3642	1116	3642	1116
400 U STATES		9120	3831	287792	62145
		15328	5586	372231	78330
MILLBOARD AND BINDERS BOARD	LB				4164
100 U KINGDOM		3648	359	3924	491
400 U STATES		507233	46495	4232049	344951
		511581	46854	4235973	345442
PULPBOARD FOR MFR OF WALLBOARD	LB				4165
400 U STATES		5018960	251028	38796752	1954568
		5018960	251028	38796752	1954568
PULPBOARD TO WRAP ROLLS PAPER	LB				4166
400 U STATES		620422	33551	2914451	162870
		620422	33551	2914451	162870
STRAWBOARD N O P	LB				4167
400 U STATES				310278	18370
				310278	18370
PULP BOARD FOR CONTAINERS	LB				4168
400 U STATES		3049240	184352	26726473	1576403
		3049240	184352	26726473	1576403
BUILDING AND INSULATING BOARD	LB				4169
100 U KINGDOM		22449	2883	282679	34999
326 FINLAND		47792	1948	1259252	45108
352 MEXICO		76541	3424	243877	10501
375 SWEDEN		281936	13039	1269601	58397
376 SWITZRLND				587	382
383 HAWAII				44288	5536
400 U STATES		3433518	406826	30496177	3281858
		3862236	428120	33596461	3436781
PULPBOARD OTHER FIBRE BOARD NOP	LB				4170
100 U KINGDOM		8660	1142	84507	17020
306 BELGIUM				6229	1288
318 DENMARK				1563	110
335 GERMANY W		2468	559	2468	559
354 NETHRLNDS		2609	683	5901	1288
375 SWEDEN				29760	2370
400 U STATES		412409	71616	4587244	710278
		426146	74000	4717672	732913
ELECTRIC INSULATING PRESSBOARD	LB				4171
100 U KINGDOM		2844	1290	66450	17699
376 SWITZRLND				983	277
400 U STATES		86811	22015	845786	210826
		89655	23305	913219	228802
FELTBOARD ROOF FELT NOT COATED	LB				4172
400 U STATES		1138728	38054	6445309	210930
		1138728	38054	6445309	210930
PRESSBOARD N D P	LB				4173
100 U KINGDOM				1218	336
400 U STATES		150651	29849	882079	210067
		150651	29849	883297	210403
SHOEBOARDS	LB				4174
100 U KINGDOM		28364	6867	70245	16014
305 AUSTRIA		11044	625	11044	625
306 BELGIUM				4440	911
335 GERMANY W				10345	1584
400 U STATES		125184	18865	564436	152186
		164592	26357	660510	171320

IMPORTS INTO CANADA FOR CONSUMPTION

Articles and Countries from which Imported	MONTH OF SEPTEMBER 1955		NINE MONTHS ENDED SEPTEMBER 1955		Class Number
	Quantities	Values (\$)	Quantities	Values (\$)	
PAPERBOARD FOR SHOEBORDS 400 U STATES	LB 81431	13519	488450	80567	4175
	81431	13519	488450	80567	
GYPSUM BOARD LATH ROCK LATH 400 U STATES	LB 1288324	24140	2905184	52185	4176
	1288324	24140	2905184	52185	
ENAMELLED PAPER 400 U STATES	LB		347	85	4178
			347	85	
CARBON PAPER 100 U KINGDOM 335 GERMANY W 400 U STATES	LB 4353	5106	37196	43736	4179
			207	55	
	37598	27916	326807	233728	
	41951	33022	364210	277519	
ROTOGRAVURE PRINTING PAPER	LB				4180
BOOK PAPER FOR PERIODICALS 400 U STATES	LB 89796	7173	663896	57513	4181
	89796	7173	663896	57513	
BOOK PRINTING LITHO PAPER NOP 100 U KINGDOM 328 FR AFRICA 400 U STATES	LB 360795	66733	13018	2573	4182
	360795	66733	35743	4150	
			3324566	580804	
			3373327	587527	
BOOK PRINTING PAPER COATED NOP 100 U KINGDOM 400 U STATES	LB 479642	100684	1972	518	4183
	479642	100684	2588324	576092	
			2590296	576610	
COATED PAPERS FOR PERIODICALS 100 U KINGDOM 400 U STATES	LB 500	137	54387	6764	4184
	167919	20775	2488173	274705	
	168419	20912	2542560	281469	
COVER PAPERS NOT PASTED COATED 100 U KINGDOM 400 U STATES	LB 20454	5369	67749	34482	4185
	20454	5369	235945	53754	
			303694	88236	
COVER PAPERS PASTED COATED 100 U KINGDOM 400 U STATES	LB 54905	17030	1772	1264	4186
	54905	17030	288172	93704	
			289944	94968	
SURFACE COATED PAPER N O P 100 U KINGDOM 318 DENMARK 335 GERMANY W 376 SWITZRLND 400 U STATES	LB 14863	12865	120549	112114	4187
			772	88	
			2776	2207	
			280	688	
	204921	91214	1418422	599638	
	212784	104079	1542799	714735	
NEWSPRINT PAPER	LB				4188
WAXED PAPER IN PACKAGE FORM	LB				4189
WAXED PAPER FOR WRAPPING N O P 100 U KINGDOM 354 NETHRLNDS 400 U STATES	LB 3527	1415	10280	4476	4190
	6692	2265	6692	2265	
	45635	15162	528902	123385	
	55854	18842	545874	130126	
GREASEPROOF AND GLASSINE PAPER 100 U KINGDOM 335 GERMANY W 400 U STATES	LB 39406	10579	1075	473	4191
	39406	10579	573755	1171	
			580562	136445	
				138089	
TISSUE WRAPPING PAPER 100 U KINGDOM 305 AUSTRIA 400 U STATES	LB 10322	2035	10794	2327	4192
			331	145	
	13359	3307	234043	37299	
	23681	5342	245168	39771	
VEGETABLE PARCHMENT PAPER 100 U KINGDOM 306 BELGIUM 400 U STATES	LB 27114	5847	63428	13570	4193
			4000	894	
	1808	586	60086	20812	
	28922	6433	127514	35276	
WRAPPING PAPER KRAFT 400 U STATES	LB 356338	37059	3528903	350134	4195
	356338	37059	3528903	350134	
WRAPPING PAPER OILED COATED 100 U KINGDOM 354 NETHRLNDS 375 SWEDEN 400 U STATES	LB 7724	1163	5240	1082	4196
			17670	2650	
	6443	2942	13236	1994	
	14167	4105	309019	77621	
			345165	83347	
WRAPPING PAPER ALL KINDS N O P 100 U KINGDOM 335 GERMANY W 400 U STATES	LB 8786	4583	10931	5134	4197
			1205	373	
	185497	29848	949770	163194	
	194838	34682	961906	168701	
DUPLEX BACKING PAPER 400 U STATES	LB 131273	27819	629148	233600	4198
	131273	27819	629148	233600	
IMITATION PARCHMENT WRAPPING 400 U STATES	LB		10809	1102	4199
			10809	1102	
WRAPPER SHEETS AND HEADS 400 U STATES	LB 7360	696	85106	8444	4200
	7360	696	85106	8444	
BOND AND LEDGER PAPERS UNCUT 100 U KINGDOM	LB		4369	1672	4201

IMPORTS INTO CANADA FOR CONSUMPTION

Articles and Countries from which Imported	MONTH OF SEPTEMBER 1955		NINE MONTHS ENDED SEPTEMBER 1955		Class Number	
	Quantities	Values (\$)	Quantities	Values (\$)		
ENVELOPES	400 U STATES	97228	15048	1668537	293125	4202
		97228	15048	1672906	294797	
	100 U KINGDOM	M 31	138	181	981	4203
	318 DENMARK			60	125	
	327 FRANCE	78	324	108	429	
	344 ITALY			106	1030	
	359 NORWAY			200	350	
	400 U STATES	2986	19485	15659	82752	
		3095	19947	16314	85667	
ONION SKIN AND MANIFOLD PAPER	100 U KINGDOM	LB 140	1044	7213	4710	4203
	335 GERMANY W			10329	4849	
	400 U STATES	42514	34863	278432	211596	
		42654	35907	295974	221155	
BOXED PAPER AND PAPERETERIES	100 U KINGDOM	LB 228	89	8751	10858	4204
	327 FRANCE	275	308	454	486	
	376 SWITZRLND			2027	1410	
	400 U STATES	56124	26163	174915	103666	
		56627	26560	186147	116420	
HAND MADE PAPER 40 C OR OVER	100 U KINGDOM	LB		5445	4343	4205
	344 ITALY			1780	745	
				7225	5088	
WASTE PAPER	400 U STATES	CWT 86799	195430	727833	1256000	4209
		86799	195430	727833	1256000	
ELECTRIC CABLE INSULATG PAPER	100 U KINGDOM	LB 11428	2284	11428	2284	4210
	400 U STATES	347690	160731	2446615	1067224	
		359118	163015	2458043	1069508	
PHOTOGRAPHERS PAPERS	100 U KINGDOM		8202		58178	4211
	306 BELGIUM		6895		68205	
	335 GERMANY W		12378		66564	
	347 JAPAN		177		384	
	354 NETHRLNDS				80	
	376 SWITZRLND				1607	
	400 U STATES		184452		1719345	
			212104		1914363	
BLOTTING PAPER NOT PRINTED	100 U KINGDOM	LB		7812	2243	4212
	400 U STATES	27219	5273	251317	67976	
		27219	5273	259129	70219	
CIGARETTE PAPER UNGUMMEO	327 FRANCE	LB		636	608	4213
	400 U STATES	186437	92091	2173541	1058176	
		186437	92091	2174177	1058784	
CIGARETTE PAPER GUMMED ROLLS	400 U STATES	LB		5520	1832	4214
				5520	1832	
CIGARETTE PAPERS IN PACKETS	100 U KINGDOM	M 25	450	50	900	4215
	327 FRANCE	270	3991	3603	49495	
	400 U STATES	450	7873	2675	45587	
		745	12314	6328	95982	
CREPE PAPER DECORATIVE ROLLS	400 U STATES	LB 7335	2621	82559	34775	4216
		7335	2621	82559	34775	
GUMMED PAPER	100 U KINGDOM	LB 5907	1525	83391	22071	4217
	305 AUSTRIA			90	71	
	400 U STATES	185551	95886	1313395	660876	
		191458	97411	1396876	683018	
HANGINGS OR WALL PAPER	100 U KINGDOM	LB 8573	1979	72984	17964	4218
	318 DENMARK	651	171	651	171	
	347 JAPAN	150	211	694	833	
	400 U STATES	18475	11972	225827	120848	
		27849	14333	300156	139816	
PAPER FOR SHOT SHELLS GUN WADS	400 U STATES	LB 20422	6019	401516	95957	4219
		20422	6019	401516	95957	
PAPIERMACHE WARE N O P	100 U KINGDOM	LB 122	202	122	202	4220
	344 ITALY			220	317	
	347 JAPAN	220	50	10566	2112	
	380 USSR			93	172	
	400 U STATES	8845	4397	32387	15534	
		9187	4649	43388	18337	
PAPER DECALCOMANIA	100 U KINGDOM	LB 823	287	57305	18780	4222
	327 FRANCE			2603	296	
	400 U STATES	6516	2904	106240	46185	
		7339	3191	166148	65261	
PAPER MATRIX FOR PRINTING	100 U KINGDOM	LB 192	180	15060	1460	4223
	400 U STATES	76249	31577	810787	305873	
		76441	31757	825847	307333	
PAPER MATTING	347 JAPAN	LB		3625	2714	4224
	400 U STATES	34705	17286	159011	73537	
		34705	17286	162636	76251	
PAPER PHOTO BARYTA COATED	100 U KINGDOM	LB		2834	973	4225

IMPORTS INTO CANADA FOR CONSUMPTION

Articles and Countries from which Imported	MONTH OF SEPTEMBER 1955		NINE MONTHS ENDED SEPTEMBER 1955		Class Number
	Quantities	Values (\$)	Quantities	Values (\$)	
400 U STATES	152992	50230	1109713	401733	
SHINGLES OF PAPER OR FELT	152992	50230	1112547	402706	4226
400 U STATES	LB 34405	1164	2133022	62421	
ROOFING SHEATHING PAPER PREPRD	34405	1164	2133022	62421	4227
100 U KINGDOM	LB 8350	884	71570	7937	
400 U STATES	708635	50837	5842880	389058	
TISSUE PAPER N O P	716985	51721	5914450	396995	4228
100 U KINGDOM	LB 1862	584	18037	4455	
400 U STATES	46958	10038	517906	96462	
TOILET PAPER	48820	10622	535943	100917	4229
400 U STATES	LB 383700	50162	2732312	331467	
TOWELS AND NAPKINS PLAIN	383700	50162	2732312	331467	4230
318 DENMARK	LB 78366	14508	227	125	
400 U STATES	78366	14508	560329	87434	
WAXED STENCIL PAPER	78366	14508	560556	87559	4231
100 U KINGDOM	LB 30835	26679	296776	255530	
305 AUSTRIA	1246	796	8335	5784	
354 NETHRLNOS			903	515	
400 U STATES	4879	7619	59135	78383	
ALL KINDS OF PAPER N O P	36960	35094	365149	340212	4232
100 U KINGDOM	LB 3223	1384	32745	10967	
306 BELGIUM			633	423	
327 FRANCE	1313	495	3982	2190	
335 GERMANY W			1666	891	
344 ITALY	229	85	1134	528	
354 NETHRLNOS			5100	1433	
375 SWEDEN			77	425	
393 TAIWAN			800	2450	
400 U STATES	476783	141635	6190535	1423326	
TISSUE PAPER FOR STENCILS	481548	143599	6236672	1442633	4233
400 U STATES	LB		13477	3104	
FACIAL TISSUES HANDKERCHIEFS			13477	3104	4234
400 U STATES	LB 195719	36742	2220473	416227	
PAPER NAPKINS N O P	195719	36742	2220473	416227	4235
100 U KINGDOM	LB 4864	1986	51585	21866	
318 DENMARK	1674	727	39438	13906	
335 GERMANY W	4543	2351	31382	13889	
347 JAPAN	370	439	760	861	
354 NETHRLNOS			1065	500	
400 U STATES	43422	12329	584744	148643	
CARBONIZING TISSUE PAPER	54873	17832	708974	199665	4236
100 U KINGDOM	LB 13946	10254	269466	185888	
327 FRANCE	10418	2935	43434	11027	
400 U STATES	104777	23052	1250749	254094	
CABLE INSULATING PAPER N O P	129141	36241	1563649	451009	4237
100 U KINGDOM	LB 24825	3502	249788	46988	
400 U STATES	244	107	290763	86671	
CASH REGISTER PAPER	25069	3609	540551	133659	4238
400 U STATES	LB 7697	3273	145207	35350	
FILTER PAPER	7697	3273	145207	35350	4239
100 U KINGDOM	LB 91401	72715	1438	663	
400 U STATES	91401	72715	865640	729661	
TABULATING PAPER AND STOCK			867078	730324	4240
400 U STATES	LB 906726	92521	5395413	561214	
BAGS AND SACKS OF PAPER	906726	92521	5395413	561214	4241
100 U KINGDOM	LB		3154	1166	
326 FINLAND	80960	9039	80960	9039	
335 GERMANY W			1107	753	
344 ITALY			400	140	
347 JAPAN			100	89	
400 U STATES	171810	31560	3405489	562770	
PAPER PROTECTORS FOR PLANTS	252770	40599	3491210	573957	4242
100 U KINGDOM		540		985	
400 U STATES		4640		30560	
CONTAINERS PAPERBOARD N O P		5180		31545	4243
100 U KINGDOM	LB 28758	11971	42004	22929	
231 HONG KONG	4110	653	4695	880	
327 FRANCE	127	94	888	817	
335 GERMANY W	1164	270	8876	2072	
354 NETHRLNOS			1728	741	
376 SWITZRLND			142	87	
400 U STATES	1005526	302117	8129596	2168168	
MILK BOTTLE CAPS OF PAPER	1039885	315105	8187929	2195694	4244
400 U STATES				10302	
PAPER TUBES AND CONES FOR YARN				10302	4245
100 U KINGDOM	LB 996	327	14010	5287	

IMPORTS INTO CANADA FOR CONSUMPTION

Articles and Countries from which Imported	MONTH OF SEPTEMBER 1955		NINE MONTHS ENDED SEPTEMBER 1955		Class Number
	Quantities	Values (\$)	Quantities	Values (\$)	
306 BELGIUM			999	302	
335 GERMANY W			2 440	1 628	
400 U STATES	2 5123	10 672	29 3626	6 7292	
	2 6119	10 999	31 1075	7 4509	
PAPER PATTERNS BOOT AND SHOE					4 246
100 U KINGDOM				351	
400 U STATES		2 778		20 066	
		2 778		20 417	
POCKET SPUTUM CUPS AND REFILLS					4 247
400 U STATES				228	
				228	
TWINE OR YARN OF PAPER	LB				4 248
400 U STATES	8 7041	1 8913	7 37619	1 66136	
	8 7041	1 8913	7 37619	1 66136	
WINDOW BLINDS OF PAPER					4 251
MANUFACTURES OF PAPER N O P					4 252
100 U KINGDOM		2 3481		2 55701	
231 HONG KONG		121		1 436	
305 AUSTRIA		199		795	
306 BELGIUM		56		1 980	
317 CZECHOS		258		258	
318 DENMARK		89		1 358	
327 FRANCE		2 096		7 784	
335 GERMANY W		4 510		2 5093	
344 ITALY		1 435		11 645	
347 JAPAN		4 199		19 301	
354 NETHRLNDS		405		3 718	
359 NORWAY				411	
375 SWEDEN		378		2 588	
376 SWITZRLND		3 842		4 725	
390 GERMANY E		86		3 840	
400 U STATES		5 73848		4 237274	
		6 15003		4 577907	
PAPER CORES	LB				4 253
400 U STATES	1 98369	1 7318	2 142567	1 85105	
	1 98369	1 7318	2 142567	1 85105	
PAPER CUPS DISHES TABLEWARE					4 254
100 U KINGDOM				1 416	
400 U STATES		1 3554		2 34233	
		1 3554		2 35649	
PAPER DOILIES AND LACE PAPER	LB				4 255
100 U KINGDOM	1 6476	7 808	7 4140	4 3691	
335 GERMANY W			715	315	
400 U STATES	3 9593	1 5641	3 47413	1 44039	
	5 6069	2 3449	4 22268	1 88045	
PAPER NOVELTIES FLOWERS GAMES					4 256
100 U KINGDOM		4 993		2 9518	
231 HONG KONG				314	
318 DENMARK				1 626	
335 GERMANY W		538		11 273	
347 JAPAN		11 058		13 2537	
352 MEXICO		279		2 360	
390 GERMANY E		8 486		4 7474	
400 U STATES		3 1187		1 77042	
		5 6541		4 02144	
PAPER PATTERNS N O P					4 257
327 FRANCE		785		1 908	
400 U STATES		2 3156		2 52549	
		2 3941		2 54457	
SHIPPING CONTAINERS	LB				4 258
100 U KINGDOM			1 679	196	
400 U STATES	1 551338	1 60810	11 313103	1 268067	
	1 551338	1 60810	11 314782	1 268263	
TRAYS FOR PACKAGING APPLES	LB				4 259
400 U STATES	2 5748	2 124	2 89798	3 4314	
	2 5748	2 124	2 89798	3 4314	
ARTISTS PROOF ETCHINGS					4 261
100 U KINGDOM		51		212	
376 SWITZRLND				50	
400 U STATES		400		1 905	
		451		2 167	
ADMIRALTY CHARTS MANUSCRIPTS					4 262
100 U KINGDOM				1 818	
327 FRANCE				612	
400 U STATES		5 831		5 2056	
		5 831		5 4486	
BLUEPRINTS NOP AND HYDRO PLANS					4 263
100 U KINGDOM		5 007		3 8637	
327 FRANCE				2 490	
335 GERMANY W				55	
344 ITALY				1 85	
375 SWEDEN				700	
376 SWITZRLND				317	
400 U STATES		6 65571		2 949441	
		6 70578		2 991825	
MUSIC FOR MECHANICAL PIANOS					4 264
400 U STATES		396		1 848	
		396		1 848	
MUSIC PRINTED					4 265
100 U KINGDOM		3 740		1 0077	
304 ARGENTINA		222		222	
327 FRANCE		457		4 921	
344 ITALY				736	
400 U STATES		2 6079		2 14346	
		30498		230302	

IMPORTS INTO CANADA FOR CONSUMPTION

Articles and Countries from which Imported	MONTH OF SEPTEMBER 1955		NINE MONTHS ENDED SEPTEMBER 1955		Class Number	
	Quantities	Values (\$)	Quantities	Values (\$)		
NEWSPAPER OR COMIC SECTIONS 400 U STATES		76612		537133	4266	
		76612		537133		
MAGAZINES NEWSPAPERS UNBOUND 100 U KINGDOM 231 HONG KONG 306 BELGIUM 327 FRANCE 335 GERMANY W 344 ITALY 347 JAPAN 375 SWEOEN 376 SWITZRLNO 400 U STATES		13363 10676 41784 683 1831 2165519 2233856		84964 839 92219 376202 199 1957 237 207 8607 19259542 19824973	4267	
PHOTOGRAPHS NEWS ILLUSTRATION 100 U KINGDOM 400 U STATES		1678 1678		101 19668 19769	4268	
PHOTOGRAPHS CHROMOS N O P 100 U KINGDOM 207 UN SO AFR 225 TRINIDAD 231 HONG KONG 305 AUSTRIA 306 BELGIUM 327 FRANCE 335 GERMANY W 344 ITALY 347 JAPAN 352 MEXICO 354 NETHRLNDS 375 SWEDEN 376 SWITZRLND 381 ALASKA 390 GERMANY E 400 U STATES		7486 51 108 96 599 867 169 702 406 284879 295363		40535 198 177 1039 844 668 1698 4419 395 3294 2653 5660 1289 5909 1031 5401 1824027 1899237	4269	
PHOTOGRAPHS FOR REPRODUCTION 100 U KINGDOM 327 FRANCE 335 GERMANY W 344 ITALY 400 U STATES		275 16418 16693		651 510 450 275 110984 112870	4271	
TRANSFERS DECALCOMANIA 100 U KINGDOM 400 U STATES		881 11322 12203		4193 268097 272290	4272	
PAPER FOR OUPLICATING MACHINES 400 U STATES	LB	36291 36291	21868 21868	566845 566845	264827 264827	4290
ADVERTISING AND PRINTED MATTER 100 U KINGDOM 231 HONG KONG 234 AUSTRALIA 305 AUSTRIA 306 BELGIUM 318 DENMARK 327 FRANCE 335 GERMANY W 344 ITALY 347 JAPAN 354 NETHRLNDS 359 NORWAY 360 ISRAEL 366 PORTUGAL 375 SWEOEN 376 SWITZRLNO 380 USSR 381 ALASKA 384 P RICO 400 U STATES	LB	35044 200 270 40 188 2025 9690 625 2188 2188 639 1761 569285 621955	46832 106 346 108 103 1975 8189 1640 1393 1393 643 2070 542294 605699	300783 693 905 2447 1945 123 26184 57218 8718 1000 30885 1271 200 48 5921 9334 168 307 1076 4938740 5387966	330631 415 1362 1210 796 123 21151 50077 8193 2019 24962 1982 100 48 5542 10952 284 920 1077 5013523 5475367	4291
PRINTED MATTER NOP 100 U KINGDOM 207 UN SO AFR 215 INOIA 234 AUSTRALIA 305 AUSTRIA 306 BELGIUM 327 FRANCE 335 GERMANY W 344 ITALY 347 JAPAN 354 NETHRLNDS 359 NORWAY 376 SWITZRLNO 380 USSR 381 ALASKA 400 U STATES		7977 208042 225277		27419 244 100 211 77 465 975 3759 2380 19985 6994 584 1544 180 50 1650631 1715598	4292	
CARDS FOR PLAYING 100 U KINGDOM 305 AUSTRIA 335 GERMANY W	PACK	6283	2275	21975 13608 360	8096 2999 118	4293

IMPORTS INTO CANADA FOR CONSUMPTION

Articles and Countries from which Imported	MONTH OF SEPTEMBER 1955		NINE MONTHS ENDED SEPTEMBER 1955		Class Number
	Quantities	Values (\$)	Quantities	Values (\$)	
344 ITALY			2000	533	
347 JAPAN			400	122	
400 U STATES	37579	15238	105731	55197	
HAND MADE DRAWINGS OR DESIGNS	43862	17513	144074	67065	
100 U KINGDOM				110	4294
306 BELGIUM				1810	
327 FRANCE				141	
400 U STATES		5935		43749	
LABELS TAGS TICKETS		5935		45810	
100 U KINGDOM		2144		29018	4295
232 MALTA				155	
234 AUSTRALIA				723	
306 BELGIUM				356	
327 FRANCE		818		1523	
335 GERMANY W				1295	
344 ITALY				1955	
347 JAPAN				697	
354 NETHRLNDS				1097	
375 SWEDEN				272	
400 U STATES		85384		629828	
PICTORIAL POST CARDS FOLDERS		88346		666919	
100 U KINGDOM	LB 2153	2575	6609	7743	4296
231 HONG KONG			242	360	
306 BELGIUM			67	191	
318 DENMARK			145	157	
327 FRANCE	475	768	2409	4475	
335 GERMANY W	75	121	794	852	
344 ITALY	49	106	225	345	
347 JAPAN			381	187	
376 SWITZRLND	45	155	933	1309	
400 U STATES	153351	119789	1082884	851602	
BIBLES PRAYER BOOKS HYMN BOOKS	156148	123514	1094689	867221	
100 U KINGDOM		38154		291096	4301
231 HONG KONG				326	
305 AUSTRIA				264	
306 BELGIUM		24489		242549	
309 BRAZIL		300		300	
327 FRANCE		14892		119630	
335 GERMANY W		4748		17106	
336 GREECE		4876		4976	
344 ITALY		13992		77607	
347 JAPAN				545	
354 NETHRLNDS		1079		4508	
360 ISRAEL				2575	
372 SPAIN				540	
375 SWEDEN				2204	
376 SWITZRLND		430		2638	
389 IRELAND		105		841	
393 TAIWAN				200	
400 U STATES		245473		1699130	
BLANK BOOKS RULED OR PLAIN		348538		2467035	
100 U KINGDOM		251		1204	4302
335 GERMANY W		1461		1461	
347 JAPAN				2509	
400 U STATES		3442		7903	
BOOKS OVER 12 YEARS OLD		5154		13077	
100 U KINGDOM		615		18407	4303
306 BELGIUM		343		489	
400 U STATES		1829		8386	
TEXT BOOKS FOR SCHOOLS COLLEGE		2787		27282	
100 U KINGDOM		7880		113784	4305
231 HONG KONG				120	
306 BELGIUM		1981		5923	
318 DENMARK				200	
327 FRANCE		14391		73662	
335 GERMANY W		378		1163	
344 ITALY		543		1722	
354 NETHRLNDS		64		1427	
372 SPAIN				62	
376 SWITZRLND		61		347	
400 U STATES		402621		2877781	
BOOKS NOVELS FICTION		427919		3076191	
100 U KINGDOM		479		49622	4306
318 DENMARK				185	
400 U STATES		9206		69729	
BOOKS SCIENCE FOR LIBRARIES		9685		119536	
100 U KINGDOM		10556		89804	4307
207 UN SO AFR		330		330	
215 INDIA				716	
234 AUSTRALIA		1427		1527	
236 NEW ZEAL				75	
306 BELGIUM		589		16485	
318 DENMARK		100		1808	
327 FRANCE		1792		37191	
335 GERMANY W		873		4547	
344 ITALY				1105	
347 JAPAN				504	

IMPORTS INTO CANADA FOR CONSUMPTION

Articles and Countries from which Imported	MONTH OF SEPTEMBER 1955		NINE MONTHS ENDED SEPTEMBER 1955		Class Number
	Quantities	Values (\$)	Quantities	Values (\$)	
354 NETHRLNDS		386		1 052 21	
359 NORWAY				571	
375 SWEDEN				6518	
376 SWITZRLND		830		1 072 9	
380 USSR				70	
400 U STATES		5 600 41		4 250 829	
		5 769 24		4 433 330	
BOOKS GOVERNMENT ASSOCIATION					4 308
100 U KINGDOM		3998		4 630 1	
215 INDIA				100	
220 BERMUDA				307	
224 JAMAICA		90		90	
234 AUSTRALIA				303	
327 FRANCE		489		5723	
335 GERMANY W		378		4721	
344 ITALY		3807		2 007 8	
354 NETHRLNDS				2020	
376 SWITZRLND				816	
400 U STATES		4 629 6		2 249 69	
		5 505 8		3 054 28	
FREIGHT RATES FOR RAILWAYS					4 309
100 U KINGDOM				2749	
234 AUSTRALIA				605	
344 ITALY				76	
354 NETHRLNDS				57	
400 U STATES		1 432		2 254 0	
		1 432		2 602 7	
BOOKS PRINTED PERIODICALS NOP					4 310
100 U KINGDOM		1 544 33		9 984 96	
215 INDIA				244	
231 HONG KONG				92	
306 BELGIUM		270		370	
318 DENMARK		342		397	
327 FRANCE		415		3 501	
335 GERMANY W		50		2 225	
347 JAPAN				142	
354 NETHRLNDS		2157		5 577	
360 ISRAEL				709	
375 SWEDEN		2100		3 446	
376 SWITZRLND				115	
380 USSR				1 403	
400 U STATES		7 629 84		6 247 574	
		9 227 51		7 264 291	
BOOKS FOREIGN LANGUAGE					4 311
100 U KINGDOM		443		13 310	
231 HONG KONG		364		4 390	
305 AUSTRIA				275	
306 BELGIUM		1 568 3		1 129 20	
317 CZECHOS				675	
318 DENMARK		84		342	
326 FINLAND				207	
327 FRANCE		6 350 2		8 141 89	
335 GERMANY W		840		10 658	
340 HUNGARY		287		912	
341 ICELAND				423	
344 ITALY				3 447	
347 JAPAN				346	
353 MOROCCO				2 881	
354 NETHRLNDS		4 235		2 778 3	
365 POLAND				277	
372 SPAIN		150		200	
375 SWEDEN		452		1 891	
376 SWITZRLND		239		4 650	
380 USSR				1 837	
400 U STATES		10 470		15 299 6	
		9 674 9		11 546 09	

IMPORTS INTO CANADA FOR CONSUMPTION

Articles and Countries from which Imported	MONTH OF SEPTEMBER 1955		NINE MONTHS ENDED SEPTEMBER 1955		Class Number
	Quantities	Values (\$)	Quantities	Values (\$)	
GROUP 5					
IRON AND ITS PRODUCTS					
IRON ORE					
100 U KINGDOM	TON		10	934	5001
309 BRAZIL		9492	39633	581979	
350 LIBERIA		9968	9968	99344	
400 U STATES		671515	3281698	22454675	
		690975	3331309	23136932	
		4658360			
FERRO TUNGSTEN					
100 U KINGDOM	CWT		207	41810	5010
366 PORTUGAL			223	39672	
400 U STATES			286	44477	
			716	125959	
PIG IRON FOR AGRIC IMPLEMENTS					
400 U STATES	TON		173	10827	5011
			173	10827	
PIG IRON N O P					
100 U KINGDOM	TON		1746	84286	5012
234 AUSTRALIA			335	12070	
400 U STATES		49	5820	407239	
		49	7901	503595	
		2880			
FERRO MANG UNDER					
1 PC SILICON	CWT		7	149	5013
100 U KINGDOM			2258	20356	
327 FRANCE		6403	62543	978613	
400 U STATES		6403	64808	999118	
SILICO MANG OVER					
1 PC SILICON	CWT		25	61958	5014
400 U STATES		25	2656	61958	
FERRO SILICON					
375 SWEDEN	CWT		21	278	5015
400 U STATES		104	6107	104785	
		104	6128	105063	
ALLOYS N O P FOR MFR OF STEEL					
100 U KINGDOM	CWT		397	19695	5018
205 RHOD NYAS			2240	42865	
375 SWEDEN			20	264	
400 U STATES		11255	72151	1941545	
		11255	74808	2004369	
299537					
BILLETS BESSEMER FOR TUBES					
INGOTS COGGED BLOOMS SLABS N O P					
100 U KINGDOM	TON	4	37	8941	5020
400 U STATES		44	375	39405	
		48	412	48346	
INGOTS NOT LESS THAN 3 CTS LB					
375 SWEDEN	TON	13	13	1104	5021
400 U STATES		83	1718	515183	
		96	1731	516287	
19834					
INGOTS FOR FORGINGS INGOTS N O P					
400 U STATES	TON	270	858	103069	5022
		270	858	103069	
SPONGE IRON					
400 U STATES	TON	37	349	44946	5024
		37	349	44946	
CAST SCRAP					
220 BERMUDA	TON		10	107	5031
400 U STATES		4000	50356	1501180	
		4000	50366	1501287	
WROUGHT SCRAP					
100 U KINGDOM	TON		61	1629	5032
384 P RICO			6	210	
400 U STATES		40909	239368	7447668	
		40909	239435	7449507	
TIN PLATE SCRAP					
400 U STATES	TON	46	583	14803	5033
		46	583	14803	
AXLES FOR RAILWAY VEHICLES					
100 U KINGDOM				750	5041
400 U STATES				32154	
				6635	
				32904	
AXLES FOR VEHICLES N O P					
100 U KINGDOM				341	5042
400 U STATES				214817	
				33329	
				215158	
AXLES N O P					
100 U KINGDOM				235	5043
381 ALASKA				725	
400 U STATES				123026	
				43714	
				123986	
CASTINGS FOR AGRIC IMPLEMENTS					
400 U STATES				5504	5044
				403132	
INGOT MOULDS FOR STEEL					
400 U STATES				5504	5045
				403132	
MOULDS N O P					
100 U KINGDOM				10436	5046
400 U STATES				259623	
				24249	
				270059	
CASTINGS MALLEABLE N O P					
100 U KINGDOM	CWT	613	617	5456	5047
		5384			

IMPORTS INTO CANADA FOR CONSUMPTION

Articles and Countries from which Imported	MONTH OF SEPTEMBER 1955		NINE MONTHS ENDED SEPTEMBER 1955		Class Number
	Quantities	Values (\$)	Quantities	Values (\$)	
335 GERMANY W			456	6695	
400 U STATES	2712	38706	22731	444165	
CASTINGS NON MALLEABLE N O P	3325	44090	23804	456316	5048
100 U KINGDOM	29	461	350	7090	
400 U STATES	455	8852	15738	264519	
CASTINGS OF STEEL N O P	484	9313	16088	271609	5049
100 U KINGDOM			344	2961	
306 BELGIUM			2381	43770	
335 GERMANY W			92	3350	
359 NORWAY			2116	50817	
375 SWEDEN	4	620	4	620	
376 SWITZRLND			1006	63216	
400 U STATES	3479	87679	26197	616649	
FORGINGS N O P	3483	88299	32140	781383	5050
100 U KINGDOM				67733	
335 GERMANY W		517		1831	
375 SWEDEN				2335	
400 U STATES		87554		1506958	
FORGINGS HOLLOW AND 20 TONS		88071		1578857	5051
100 U KINGDOM		15862		364183	
400 U STATES		39042		216549	
PISTON RING CASTINGS ROUGH		54904		580732	5052
100 U KINGDOM		211		6565	
354 NETHRLNDS				374	
400 U STATES		6621		51347	
CASTINGS FOR RAILWAY VEHICLES		6832		58286	5054
TIRES STEEL ROUGH RAILWAY					5055
100 U KINGDOM	CWT	5817	51624	28423	278986
400 U STATES		294	2124	12113	91695
FORGINGS FOR SURGICAL INSTR		6111	53748	40536	370681
STEEL WHEELS FOR RAILWAYS					5057
100 U KINGDOM		385633		1852077	
400 U STATES		30570		953892	
FORGED GOLF CLUB HEADS		416203		2805969	5058
400 U STATES		5394		40930	
SEMI FINISHED PISTON CASTINGS		5394		40930	5059
100 U KINGDOM				3318	
400 U STATES		1004		2218	
BARS BILLETS HOT ROLLED N O P	CWT	1004		5536	5071
306 BELGIUM			9565	37397	
327 FRANCE			916	3645	
347 JAPAN			5144	20262	
400 U STATES	319	1183	14567	50728	
BARS BILLETS COLD ROLLED N O P	319	1183	30192	112032	5072
100 U KINGDOM	CWT	3115	26395	23513	203625
305 AUSTRIA		5	68	134	1925
306 BELGIUM		1050	6622	6181	41374
335 GERMANY W		3	495	127	3330
375 SWEDEN				669	6638
400 U STATES	19915	219277	99856	1114146	
BARS BILLETS H R 4CTS AND OVER	24088	252857	130480	1371038	5073
100 U KINGDOM	CWT	3290	40472	47588	528563
305 AUSTRIA		92	1495	785	13620
306 BELGIUM		17410	77105	45522	204155
327 FRANCE		1170	4705	1727	7287
347 JAPAN		551	2846	2201	10518
375 SWEDEN		9	194	195	4789
400 U STATES	92051	694643	518116	3874761	
BARS BILLETS HAMMERED N O P	114573	821460	616134	4643693	5074
100 U KINGDOM	CWT	98	734	177	2211
305 AUSTRIA				9	360
335 GERMANY W				6	156
400 U STATES	143	5482	606	22088	
BARS HOT ROLLED FOR SHAFTING	241	6216	798	24815	5075
BARS SHEETS STRIP FOR SHOVELS	CWT				5076
BARS RODS FOR AGRIC IMPLEMENTS	CWT				5077
327 FRANCE			53	391	
400 U STATES	24925	155450	147796	904802	
RAILWAY RAILS N O P	24925	155450	147849	905193	5078
100 U KINGDOM	TON		8480	721551	
306 BELGIUM		235	21660	465	43218
327 FRANCE		20	1887	20	1887
335 GERMANY W		22	2020	55	4592
354 NETHRLNDS				28	2221
400 U STATES	204	18162	6831	482097	
	481	43729	15879	1255566	

IMPORTS INTO CANADA FOR CONSUMPTION

Articles and Countries from which Imported	MONTH OF SEPTEMBER 1955		NINE MONTHS ENDED SEPTEMBER 1955		Class Number
	Quantities	Values (\$)	Quantities	Values (\$)	
STEEL GROOVED TRAMWAY RAILS 400 U STATES	TON		510	55389	5079
			510	55389	
BARS HOT R ROUNDS AND SQUARES 100 U KINGDOM 305 AUSTRIA 400 U STATES	CWT	544 4785	7283 153	49892 3335	5081
		2836 18932	18650 124310		
		3380 23717	26086 177537		
RODS FOR HORSESHOE NAILS	CWT				5101
RODS FOR MANUFACTURE OF CHAIN 400 U STATES	CWT	419 2502	834 4946		5102
		419 2502	834 4946		
RODS NOT OVER 375 IN FOR WIRE 100 U KINGDOM 335 GERMANY W 375 SWEDEN 400 U STATES	CWT	2235 10168	22208 96287		5103
		11261 54932	20558 96228		
		1788 11915	9891 59530		
		15284 77015	52960 255427		
WELDING RODS OF ALL KINDS 100 U KINGDOM 335 GERMANY W 381 ALASKA 400 U STATES	CWT	222 2610	1354 23446		5104
			133 10846		
			1 50		
		11519 265132	74823 2016326		
		11741 267742	76311 2050668		
BLANKS FOR MILLING CUTTERS 400 U STATES	CWT	1 108	48 6178		5111
		1 108	48 6178		
STRIP HOT R 080 INCH OR LESS 100 U KINGDOM 306 BELGIUM 400 U STATES	CWT		557 2662		5112
			1024 4776		
		1029 3121	7614 27448		
		1029 3121	9195 34886		
STRIP HOT R OVER 080 INCH 100 U KINGDOM 306 BELGIUM 327 FRANCE 400 U STATES	CWT		458 2175		5113
			6035 27635		
			8239 35463		
		1716 6396	10253 43743		
		1716 6396	24985 109016		
STRIP COLD R 080 INCH OR LESS 100 U KINGDOM 306 BELGIUM 354 NETHRLNDS 375 SWEDEN 400 U STATES	CWT	126 961	1935 13623		5114
		200 1932	200 1932		
			60 843		
		752 24617	6315 159875		
		9662 103292	59561 695408		
		10740 130802	68071 871681		
STRIP COLD R OVER 080 INCH 100 U KINGDOM 400 U STATES	CWT		51 414		5115
			18520 207592		
		4134 41940	18571 208006		
STRIP HOT R FOR COLD ROLLING 400 U STATES	CWT		1631 9712		5116
			1631 9712		
STRIP FOR MANUFACTURE OF MATS 400 U STATES	CWT	336 2523	336 2523		5117
		336 2523	336 2523		
STRIP COLD ROLLED FOR DOORS 100 U KINGDOM	CWT	832 9394	1741 19419		5118
		832 9394	1741 19419		
HOOP TAG METAL FOR LACES					5119
HOOP STEEL FOR COOPERAGE 100 U KINGDOM 400 U STATES	CWT		669 3840		5120
		1822 12120	15299 121445		
		1822 12120	15968 125285		
PLATES 66 INCHES WIDE OR LESS 100 U KINGDOM 306 BELGIUM 335 GERMANY W 347 JAPAN 400 U STATES	CWT	2590 12096	19147 85945		5121
			69 250		
			1855 8582		
		16343 80960	38190 183647		
		12511 58809	97832 455659		
		31444 151865	157093 734083		
PLATES OVER 66 INS LESS 78 INS 100 U KINGDOM 335 GERMANY W 347 JAPAN 400 U STATES	CWT	26420 120074	132306 592760		5122
		2916 14725	10807 51234		
		12497 61897	92401 413970		
		30029 143972	254340 1186642		
		71862 340668	489854 2244606		
PLATES FLANGED CURVED N O P 100 U KINGDOM 400 U STATES	CWT		3427 39855		5123
		10252 124332	49189 708336		
		10252 124332	52616 748191		
PLATES FOR BOILERS DIGESTERS 400 U STATES	CWT	22023 117309	87079 579754		5124
		22023 117309	87079 579754		
PLATES STEEL CHEQUER SURFACE 100 U KINGDOM 400 U STATES	CWT		3281 17684		5125
		32498 184059	167190 917734		
		32498 184059	170471 935418		
SHEETS OVER 080 INCH THICK N O P 400 U STATES	CWT	31024 169756	334091 1679085		5126
		31024 169756	334091 1679085		
SHEETS 080 INCH OR LESS N O P 100 U KINGDOM 327 FRANCE 335 GERMANY W	CWT	10493 68072	51682 319732		5127
			36 167		
			19 149		

IMPORTS INTO CANADA FOR CONSUMPTION

Articles and Countries from which Imported	MONTH OF SEPTEMBER 1955		NINE MONTHS ENDED SEPTEMBER 1955		Class Number
	Quantities	Values (\$)	Quantities	Values (\$)	
400 U STATES	134442	841328	808103	4797517	
SHEET OR STRIP FOR TIN PLATE	144935	909400	859840	5117565	5128
400 U STATES			927	3392	
SHEETS FOR MFR OF HOLLOW WARE			927	3392	5129
100 U KINGDOM	6014	39785	25921	164697	
400 U STATES	18658	132629	105623	722780	
SHEETS BLUE FOR HEATING APP	24672	172414	131544	887477	5130
SHEETS 075 SILICON FOR ELEC APP					5131
100 U KINGDOM			2320	20835	
400 U STATES	35805	554884	302115	4315268	
SHEETS 50 PER POUND OR OVER	35805	554884	304435	4336103	5132
100 U KINGDOM	14103	90011	62030	381582	
306 BELGIUM	3032	17609	7419	41324	
327 FRANCE			1507	7592	
335 GERMANY W			30	290	
347 JAPAN	7411	37610	21183	108662	
375 SWEDEN			41	711	
400 U STATES	215983	1392968	1019321	6637977	
SHEETS RUST PROOF OVER 5 CTS	240529	1538198	1111531	7178138	5133
100 U KINGDOM	1782	90072	21532	967730	
375 SWEDEN	32	1349	2530	113963	
400 U STATES	15447	601054	145644	5470939	
SHEETS CORRUGATED AND PEBBLED	17261	692475	169706	6552632	5134
100 U KINGDOM	73	740	2067	18030	
400 U STATES	14546	100247	121903	895761	
SHEETS COATED WITH PAINT TAR	14619	100987	123970	913791	5135
100 U KINGDOM			835	8537	
335 GERMANY W			137	1648	
400 U STATES	26968	269863	186555	1812248	
SHEETS COATED WITH ENAMEL	26968	269863	187527	1822433	5136
100 U KINGDOM			3797	25019	
400 U STATES	883	7446	2590	41699	
SHEETS COATED WITH TIN	883	7446	6387	66718	5137
100 U KINGDOM	1923	28264	4141	61492	
400 U STATES	21095	119204	204383	1409050	
SHEETS COATED WITH METAL N O P	23018	147468	208524	1470542	5139
100 U KINGDOM	121	2867	608	12424	
335 GERMANY W	473	8152	1529	26152	
400 U STATES	3208	75993	26146	557670	
SHEETS COATED WITH ZINC N O P	3802	87012	28283	596246	5140
100 U KINGDOM	2790	21529	11385	97161	
306 BELGIUM			366	4105	
335 GERMANY W			249	2796	
347 JAPAN			2462	21535	
400 U STATES	46489	387230	372020	2933727	
SHEETS FOR COATING WITH METALS	49279	408759	386482	3059324	5141
SHEETS SHAPED FOR AGRIC IMPL					5142
400 U STATES	5975	88114	21291	281741	
SHEETS FOR MFR BUCKLE CLASPS	5975	88114	21291	281741	5143
100 U KINGDOM			1565	12959	
400 U STATES	2639	27952	9772	115658	
SHEETS COLD ROLLED FOR HINGES	2639	27952	11337	128617	5144
400 U STATES	904	8463	6881	59428	
SHEETS FOR MFR OF SADDLERY	904	8463	6881	59428	5145
400 U STATES			186	8001	
SHEETS TEMPERED FOR SAWS			186	8001	5146
100 U KINGDOM	19	480	129	5329	
375 SWEDEN	69	3784	1035	59474	
400 U STATES	289	15154	2219	125270	
SHEETS NOT TEMPERED FOR SAWS	377	19418	3383	190073	5147
100 U KINGDOM			634	13236	
375 SWEDEN	196	8661	1070	45726	
400 U STATES	1990	69807	18396	725333	
SHEETS COLD ROLLED FOR PIPE	2186	78468	20100	784295	5148
400 U STATES	15361	95893	162446	950502	
SKELP 14 INS OR LESS FOR PIPE	15361	95893	162446	950502	5149
335 GERMANY W			29873	134399	
400 U STATES	98589	466707	902754	4001209	
SKELP OVER 14 INS FOR PIPE	98589	466707	932627	4135608	5150
400 U STATES	56530	270277	161994	733454	
HOT R STRIP FOR MOTOR VEHICLES	56530	270277	161994	733454	5151
400 U STATES	1676	11930	5269	35591	
	1676	11930	5269	35591	

IMPORTS INTO CANADA FOR CONSUMPTION

Articles and Countries from which imported	MONTH OF SEPTEMBER 1955		NINE MONTHS ENDED SEPTEMBER 1955		Class Number
	Quantities	Values (\$)	Quantities	Values (\$)	
WROUGHT OR PUDDLED IRON BILLET	CWT				5152
HOOP STRIP BESSEMER FOR HINGES	CWT				5153
306 BELGIUM			998	4891	
400 U STATES	1853	5202	7418	23140	
	1853	5202	8416	28031	
PLATES 78 INCHES AND OVER	CWT				5154
100 U KINGDOM	14721	69005	55880	251688	
400 U STATES	20988	101985	174475	817194	
	35709	170990	230355	1068882	
SHEETS COATED LEAD AND TIN	CWT				5157
400 U STATES	17015	137668	116944	916422	
	17015	137668	116944	916422	
ANGLES BEAMS 35 LBS OR OVER	CWT				5161
100 U KINGDOM	4656	19668	44846	192412	
306 BELGIUM	34166	145090	242426	1021814	
327 FRANCE	6254	27086	88120	382008	
335 GERMANY W			14575	57755	
400 U STATES	433685	2361350	2949054	14520122	
	478761	2553194	3339021	16174111	
ANGLES BEAMS N O P	CWT				5162
100 U KINGDOM	1681	8516	7061	41946	
306 BELGIUM	31634	139192	243429	1029000	
327 FRANCE	6375	25077	73546	284644	
335 GERMANY W			3019	17833	
347 JAPAN			71996	352143	
375 SWEDEN	55	2449	98	4371	
400 U STATES	77154	489495	449096	2791067	
	116899	664729	848245	4521004	
ANGLES DRILLED	CWT				5163
100 U KINGDOM	16	316	3193	66458	
344 ITALY	33	237	22574	207223	
400 U STATES	4666	58278	11411	151287	
	4715	58831	37178	424968	
BEAMS UNDER 5 1 HALF LB PER YD	CWT				5164
306 BELGIUM			297	1255	
400 U STATES	7730	44107	77693	407067	
	7730	44107	77990	408322	
MASTS ANGLES PLATES FOR SHIPS	CWT				5165
100 U KINGDOM	9036	51249	31421	167792	
327 FRANCE			424	14217	
347 JAPAN			12290	41521	
400 U STATES	16042	105706	122507	633444	
	25078	156955	166642	856974	
SASH OR CASEMENT SECTIONS	CWT				5166
100 U KINGDOM			3108	16332	
306 BELGIUM	771	4750	1444	8679	
400 U STATES	2949	33011	26075	247070	
	3720	37761	30627	272081	
SHAPES 35 LBS PER YARD OR OVER	CWT				5167
100 U KINGDOM	202	1052	3357	14781	
306 BELGIUM	1703	7083	10685	43893	
327 FRANCE			6629	23729	
400 U STATES	10920	64233	110787	584128	
	12825	72368	131458	666531	
SILL SECTIONS FOR RAILWAY CARS	CWT				5168
PIPE CAST 5 CTS PER LB OR LESS	CWT				5181
100 U KINGDOM	48312	167247	300539	1078026	
327 FRANCE			9693	41865	
400 U STATES			2333	10963	
	48312	167247	312565	1130854	
PIPE CAST N O P	CWT				5182
100 U KINGDOM	8026	46973	63168	345634	
400 U STATES	936	14319	5814	114543	
	8962	61292	68982	460177	
PIPE TUBES FOR BOILERS					5183
100 U KINGDOM		60299		665660	
335 GERMANY W				13924	
344 ITALY				4957	
375 SWEDEN		34660		48178	
376 SWITZRLND				6666	
400 U STATES		210046		1452643	
		305005		2192028	
PIPE BEDSTEAD BRASS TRIMMINGS					5184
PIPE WROUGHT 2 ONE HALF INCHES					5185
306 BELGIUM				1431	
327 FRANCE				494	
375 SWEDEN				747	
400 U STATES		2263		39087	
		2263		41759	
PIPE SEAMLESS 5 CTS PER LB NOP					5186
100 U KINGDOM		50964		641324	
335 GERMANY W				2741	
375 SWEDEN		21001		179442	
400 U STATES		514405		3589768	
		586370		4413275	
PIPE WROUGHT OVER 10 1 HALF IN					5187
100 U KINGDOM		5728		210961	
335 GERMANY W				1263	
400 U STATES		200694		1131707	
		206422		1343931	
PIPE WROUGHT LESS 10 1 HALF IN					5188
100 U KINGDOM		22322		1178815	
306 BELGIUM		5314		11119	

IMPORTS INTO CANADA FOR CONSUMPTION

Articles and Countries from which Imported	MONTH OF SEPTEMBER 1955		NINE MONTHS ENDED SEPTEMBER 1955		Class Number
	Quantities	Values (\$)	Quantities	Values (\$)	
327 FRANCE				69436	
335 GERMANY W				54325	
354 NETHRLNDS		632		862	
375 SWEDEN				458	
400 U STATES		502086		2994416	
TUBES WROUGHT COATED HALF INCH		730354		4309431	
400 U STATES		11629		169693	5190
PIPE WROUGHT N O P		11629		169693	
100 U KINGDOM				2285	5191
400 U STATES		130035		1132635	
PIPE FITTINGS COUPLINGS N O P		130035		1134920	
100 U KINGDOM		47874		288155	5192
327 FRANCE				3243	
335 GERMANY W		12819		56858	
347 JAPAN		18621		223710	
400 U STATES		409555		3005503	
PIPE SEAMLESS COLD DR POLISHED		488869		3577469	
100 U KINGDOM				10965	5193
400 U STATES		3830		18660	
TUBING STEEL FOR FISHING RODS		3830		29625	
400 U STATES				817	5194
CASING GAS WATER OR OIL WELL				817	
100 U KINGDOM		188671		1316752	5195
306 BELGIUM				67203	
327 FRANCE		198399		1419609	
335 GERMANY W		138472		575543	
344 ITALY		55555		735772	
347 JAPAN		208195		2288152	
354 NETHRLNDS		34360		77250	
400 U STATES		744718		7333371	
PIPE FITTINGS WELDING TYPE		1568370		13813652	
100 U KINGDOM				119234	5196
335 GERMANY W		43286		120450	
400 U STATES		102657		596224	
PIPE FOR WELDING TYPE FITTINGS		162222		835908	
100 U KINGDOM				23088	5197
400 U STATES		58645		389681	
WIRE BARBED FENCING		58645		412769	
100 U KINGDOM	CWT	2073	14166	23605	5201
306 BELGIUM				13949	
335 GERMANY W		232	1500	4574	
400 U STATES				4704	
WIRE FLAT QUARTER INCH OR LESS	CWT	2305	15666	46832	5203
100 U KINGDOM		51	705	978	
400 U STATES		216	9162	2770	
WIRE ZINC COATED		267	9867	3748	
100 U KINGDOM	CWT	800	12360	9845	5204
306 BELGIUM				1676	
327 FRANCE				703	
335 GERMANY W				2127	
344 ITALY				525	
347 JAPAN		132	842	132	
400 U STATES		3898	58068	15654	
WIRE COATED N O P OR COVERED		4830	71270	30662	
100 U KINGDOM	CWT	2	135	895	5205
306 BELGIUM				157	
335 GERMANY W				402	
400 U STATES		285	14673	5970	
WIRE ROPE FOR RIGGING SHIPS		287	14808	7424	
100 U KINGDOM	CWT	54	1457	81	5206
354 NETHRLNDS				345	
400 U STATES		300	4802	306	
WIRE ROPE CABLE N O P IRON STEEL		354	6259	732	
100 U KINGDOM	CWT	2842	54446	24334	5207
306 BELGIUM		265	4937	1865	
318 DENMARK				23	
335 GERMANY W		1852	27508	15575	
344 ITALY				66	
347 JAPAN				137	
354 NETHRLNDS		650	10976	7613	
359 NORWAY				195	
381 ALASKA				8	
400 U STATES		2721	71146	46287	
WIRE FOR UPHOLSTERY SPRINGS		8330	169013	96103	
400 U STATES	CWT	6959	64893	18034	5208
WIRE FOR CORSET STEELS		6959	64893	18034	
100 U KINGDOM	CWT	37	1125	269	5209
400 U STATES		155	7178	1231	
WIRE FOR MFR OF WIRE ROPE		192	8303	1500	
100 U KINGDOM	CWT	22340	230672	151436	5210
				1555630	

IMPORTS INTO CANADA FOR CONSUMPTION

Articles and Countries from which Imported	MONTH OF SEPTEMBER 1955		NINE MONTHS ENDED SEPTEMBER 1955		Class Number
	Quantities	Values (\$)	Quantities	Values (\$)	
306 BELGIUM			143	1799	
335 GERMANY W	1034	10203	3403	34408	
400 U STATES	11374	155065	74486	985602	
WIRE COMMERCIAL FISHING N O P	34748	395940	229468	2577439	5211
100 U KINGDOM		10555		207779	
306 BELGIUM		270		11714	
318 DENMARK				106	
354 NETHRLNDS				1029	
400 U STATES		260		6304	
WIRE FOR MFR CARD CLOTHING		11085		226932	5212
100 U KINGDOM	CWT 9	242	138	4406	
	9	242	138	4406	
WIRE OF IRON OR STEEL N O P	CWT				5214
100 U KINGDOM	1660	21635	6173	90230	
306 BELGIUM	800	7243	3072	28136	
318 DENMARK			8	187	
327 FRANCE			590	3125	
335 GERMANY W	29	817	340	5279	
347 JAPAN	134	797	2340	11817	
354 NETHRLNDS			530	3054	
375 SWEDEN	126	3850	463	12122	
400 U STATES	20755	261200	114287	1541836	
WIRE FENCING NOT LESS 080 INCH	23504	295542	127803	1695786	5215
100 U KINGDOM		2182		69055	
306 BELGIUM				1288	
335 GERMANY W				6648	
400 U STATES		576		80759	
WIRE FENCING WOVEN N O P		2758		157750	5216
100 U KINGDOM		3876		10894	
305 AUSTRIA				4947	
306 BELGIUM				1301	
335 GERMANY W				11589	
354 NETHRLNDS				152	
400 U STATES		5293		106696	
NETTING FOR FUR FARMS		9169		135579	5217
100 U KINGDOM		7383		26437	
335 GERMANY W				226	
400 U STATES		251		15078	
WIRE SCREENS DOORS WINDOWS		7634		41741	5218
100 U KINGDOM		470		38699	
335 GERMANY W				2376	
400 U STATES		11808		87510	
WIRE MESH IN ACETATE FILM		12278		128585	5219
100 U KINGDOM		2465		13272	
400 U STATES		4001		13982	
WIRE CLOTH		6466		27254	5220
100 U KINGDOM		1748		5516	
327 FRANCE				2222	
335 GERMANY W		966		21977	
347 JAPAN				56233	
354 NETHRLNDS		499		6671	
400 U STATES		24548		258882	
WIRE NETTING		27761		351501	5221
100 U KINGDOM		7466		62013	
305 AUSTRIA				1221	
306 BELGIUM				18266	
327 FRANCE				12618	
335 GERMANY W				11101	
347 JAPAN				19262	
400 U STATES		17791		115226	
WIRE RUSTPROOF FOR FISHING		25257		239707	5222
100 U KINGDOM		1127		4478	
400 U STATES				13132	
WIRE ROPE FOR WELL DRILLING		1127		17610	5223
100 U KINGDOM				6579	
354 NETHRLNDS				9258	
400 U STATES		3555		186299	
WELDED WIRE FABRIC REINFORCING	CWT	3555		202136	5224
100 U KINGDOM	3265	26148	16795	129776	
306 BELGIUM	12674	79209	55528	343726	
400 U STATES	12548	105938	68113	582248	
CABLE CHAIN FOR SHIPS	28487	211295	140436	1055750	5231
100 U KINGDOM	CWT 280	4751	4756	62617	
327 FRANCE			342	4074	
400 U STATES	827	7481	3211	32622	
COIL CHAIN 9 EIGHTHS AND OVER	1107	12232	8369	99313	5232
100 U KINGDOM	CWT 550	13412	10083	73475	
335 GERMANY W			120	1311	
400 U STATES	193	6285	4182	82310	
COIL CHAIN UNDER 9 EIGHTHS IN	743	19697	14385	157096	5233
100 U KINGDOM	CWT 762	12582	2901	50421	

IMPORTS INTO CANADA FOR CONSUMPTION

Articles and Countries from which Imported	MONTH OF SEPTEMBER 1955		NINE MONTHS ENDED SEPTEMBER 1955		Class Number
	Quantities	Values (\$)	Quantities	Values (\$)	
335 GERMANY W	13	73	1 307	14 641	
354 NETHRLNDS			35	488	
400 U STATES	220	8 608	2 334	7 403 7	
	995	21 263	6 577	13 958 7	
SPROCKET CHAIN FOR AGRIC IMPL					5234
335 GERMANY W		1 352		10 940 4	
400 U STATES		3 513 1		4 667 09	
		3 648 3		5 761 13	
SILENT CHAIN ROLLER CHAIN					5235
100 U KINGDOM		3 243 1		2 556 53	
317 CZECHO S				2 77	
335 GERMANY W		4 776		1 923 0	
347 JAPAN				4 998	
375 SWEDEN				7 81	
400 U STATES		1 505 96		1 074 121	
		1 878 03		1 355 060	
CHAINS N O P					5236
100 U KINGDOM		5 741		5 133 6	
327 FRANCE				2 29	
335 GERMANY W		2 99		7 728	
375 SWEDEN				1 763	
400 U STATES		9 553 5		5 882 92	
		10 157 5		6 493 48	
DIESEL ENGINE PARTS N O P					5240
100 U KINGDOM		3 835 6		4 763 85	
318 DENMARK				10 16	
327 FRANCE				1 57	
335 GERMANY W		3 493		2 956 9	
344 ITALY		1 24		2 982	
354 NETHRLNDS				1 002	
359 NORWAY				1 94	
366 PORTUGAL				5 19	
375 SWEDEN		4 21		5 093	
376 SWITZRLND		10 46		1 744 0	
381 ALASKA		3 75		1 486	
400 U STATES		6 160 37		6 606 660	
		6 598 52		7 142 503	
BOILERS AND PARTS N O P					5241
100 U KINGDOM		3 36		5 564 8	
224 JAMAICA				2 355	
335 GERMANY W				4 36	
354 NETHRLNDS				2 29	
400 U STATES		1 891 24		1 451 378	
		1 894 60		1 510 046	
AUTOMOBILE ENGINES AND PARTS					5242
100 U KINGDOM	NO	1 583 6	31	2 648 33	
234 AUSTRALIA				7 45	
305 AUSTRIA				4 93	
317 CZECHO S		1 37		1 37	
335 GERMANY W		4 463	46	3 326 5	
400 U STATES		1 75	11 441	16 432 206	
		1 85	11 518	16 731 679	
ENGINES DIESEL SEMI DIESEL					5243
100 U KINGDOM	NO	1 52	1 055	1 383 360	
318 DENMARK		1	4	2 896 7	
335 GERMANY W		5	40	3 421 4	
375 SWEDEN		1	3	8 424	
400 U STATES		1 73	1 952	10 279 678	
		3 32	3 054	11 734 643	
ENGINES GAS MARINE AND PARTS					5244
100 U KINGDOM	NO	6	16	7 397 4	
318 DENMARK				3 36	
400 U STATES		72	800	7 524 25	
		78	816	8 267 35	
ENGINES MOTOR TRUCK AND PARTS					5245
100 U KINGDOM	NO	18	241	3 305 87	
335 GERMANY W		10	16	2 121 8	
400 U STATES		7 95	8 580	6 233 549	
		8 23	8 837	6 585 354	
ENGINES FISHING BOAT AND PARTS					5246
100 U KINGDOM	NO		12	8 251	
375 SWEDEN				3 49	
381 ALASKA				1 01	
400 U STATES		2	90	5 874 5	
		2	102	6 744 6	
PARTS OF AIRCRAFT ENGINES					5248
100 U KINGDOM		3 379 07		2 884 871	
234 AUSTRALIA				2 527	
327 FRANCE				2 70	
347 JAPAN				1 384	
359 NORWAY				2 43	
375 SWEDEN				6 43	
400 U STATES		1 065 748		10 979 766	
		1 403 655		13 869 704	
OUTBOARD MOTORS AND PARTS					5250
100 U KINGDOM	NO	7	112	10 077	
335 GERMANY W			1	80	
375 SWEDEN			8	8 95	
381 ALASKA			2	6 77	
400 U STATES		210	818 5	3 567 703	
		217	8 308	3 579 432	
ENGINES UP TO 1 AND 1 HALF H P					5251
100 U KINGDOM	NO	18	33	9 20	
335 GERMANY W			61	2 53	
400 U STATES		634	7 716	1 750 35	
		652	7 810	1 762 08	

IMPORTS INTO CANADA FOR CONSUMPTION

Articles and Countries from which Imported	MONTH OF SEPTEMBER 1955		NINE MONTHS ENDED SEPTEMBER 1955		Class Number
	Quantities	Values (\$)	Quantities	Values (\$)	
ENGINES GAS M O P AND PARTS 100 U KINGDOM 335 GERMANY W 381 ALASKA 400 U STATES	NO 1 5076	 4680 723966	 105 9 1 62530	 49642 1972 123 6245505	5252
ENGINES STEAM M O P AND PARTS 100 U KINGDOM 354 NETHRLNDS 400 U STATES	NO 24 24	 14721 308 87209 102238	 3 227 230	 128714 308 728805 857827	5253
FIRE ENGINES MACHINES AND PTS 100 U KINGDDM 375 SWEDEN 400 U STATES	NO 9 9	 21271 21271	 87 1 147 235	 24165 322 291352 315839	5254
LOCOMOTIVES RAILWAY M O P 400 U STATES	NO		8 8	263206 263206	5255
LOCOMOTIVE CHASSIS TOPS WHEELS 100 U KINGDOM 335 GERMANY W 375 SWEDEN 376 SWITZRLND 400 U STATES	 188027	3422 19720 211169	 1565683	204653 11292 93989 19720 1565683	5256
LOCOMOTIVES SAWMILL MINING 100 U KINGDDM 400 U STATES	NO 2 8 10	 11333 140674 152007	 21 81 102	 268595 1414782 1683377	5257
ENGINES AIRCRAFT UP TO 200 HP 100 U KINGDOM 216 PAKISTAN 317 CZECHO S 381 ALASKA 400 U STATES	NO 1 19 20	 475 64704 65179	 4 1 5 1 169 180	 2000 1995 11328 475 369836 385634	5258
ENGINES AIRCRAFT 201 TO 500 HP 100 U KINGDDM 381 ALASKA 400 U STATES	NO 13 13	 32780 32780	 1 1 193 195	 2967 2099 655325 660391	5259
ENGINES AIRCRAFT 501 TO 1000HP 100 U KINGDOM 400 U STATES	NO 3 3	 68013 68013	 4 37 41	 34093 401565 435658	5260
ENGINES AIRCRAFT OVER 1000 HP 100 U KINGDOM 327 FRANCE 400 U STATES	NO 6 59 65	 115850 2052950 2168800	 252 4 384 640	 4740573 20760 6717878 11479211	5261
CREAM SEPARATOR PARTS 100 U KINGDOM 318 DENMARK 326 FINLAND 335 GERMANY W 375 SWEDEN 400 U STATES	 5596 5839	 243 5596 5839	 95741	 20119 68845 95741	5290
CREAM SEPARATDRS 306 BELGIUM 318 OENMARK 326 FINLAND 335 GERMANY W 375 SWEOEN 400 U STATES	NO 293 351 644	 14870 41377 56247	 1358 4776 2918 9061	 308 5026 5949 103079 281380 525187 920929	5292
MILK CLARIFIERS AND PARTS 375 SWEDEN 400 U STATES	 12685	 12685	 7038	 28178 35216	5293
MILKING MACHINES AND PARTS 100 U KINGDOM 318 DENMARK 375 SWEDEN 400 U STATES	 107468 109134	1409 257 107468 109134	 1336698 1344596	4446 3052 400 1336698 1344596	5294
PASTEURIZERS DAIRY AND PARTS 100 U KINGDOM 236 NEW ZEAL 318 DENMARK 375 SWEDEN 400 U STATES	NO 15 15	 8772 386 9835 18993	 10 1 222 233	 62213 505 1001 37795 185767 287281	5295
POWER DAIRY MACHINERY 100 U KINGDOM 318 DENMARK 335 GERMANY W 375 SWEDEN 376 SWITZRLND 400 U STATES	 96020	1104 96 96020	 1318928	35554 1976 1351 12382 1496 1318928	5296
FORKS PRONGED 100 U KINGDOM 335 GERMANY W 400 U STATES	DOZ 263 129 392	 1452 2717 4169	 61 1988 2617 4666	 795 14137 46920 61852	5301

IMPORTS INTO CANADA FOR CONSUMPTION

Articles and Countries from which Imported	MONTH OF SEPTEMBER 1955		NINE MONTHS ENDED SEPTEMBER 1955		Class Number
	Quantities	Values (\$)	Quantities	Values (\$)	
HARVESTERS AND PARTS 100 U KINGDOM 335 GERMANY W 400 U STATES	NO 95 95	 93325 93325	6 2620 2626	1455 2033 1909640 1913128	5302
HAY LOADERS AND PARTS 400 U STATES	NO 9 9	 1665 1665	 693 693	 159791 159791	5303
HAY TEDOERS AND PARTS 327 FRANCE 400 U STATES	NO 25 26	 7310 7511	 1 25 26	 201 7310 7511	5304
MOWING MACHINES AND PARTS 100 U KINGDOM 335 GERMANY W 400 U STATES	NO 177 177	 101 152115 152216	 1 29 6609 6639	 1889 5435 2083935 2091259	5305
POTATO DIGGERS PLANTERS PARTS 100 U KINGDOM 354 NETHRLNOS 400 U STATES	NO 25 64 89	 5021 46857 51878	29 1 685 715	6220 125 317827 324172	5306
RAKES HORSE OR POWER AND PARTS 100 U KINGDOM 327 FRANCE 335 GERMANY W 400 U STATES	NO 121 121	 44983 44983	 163 1 3 7123 7290	 13684 266 33 1833084 1847067	5307
RAKES N O P 100 U KINGDOM 318 DENMARK 335 GERMANY W 347 JAPAN 400 U STATES	DOZ 100 83 613 796	 388 75 4217 4680	 791 203 1972 5667 14745 23378	 2662 1437 3992 7985 102442 118518	5308
REAPERS AND PARTS	NO				5309
SCYTHES 100 U KINGDOM 234 AUSTRALIA 305 AUSTRIA 375 SWEDEN 400 U STATES	DOZ 24 24	 105 105	 789 36 889 127 3507 5348	 9428 592 15678 1568 48275 75541	5310
SICKLES OR REAPING HOOKS 100 U KINGDOM 305 AUSTRIA 335 GERMANY W 400 U STATES	DOZ 	 	 265 53 10 1446 1774	 1160 812 127 9341 11440	5311
CULTIVATORS SCUFFLERS AND PTS 100 U KINGDOM 335 GERMANY W 354 NETHRLNDS 400 U STATES	 	 92245 92245	 	 10907 864 130 2440106 2452007	5321
DRILLS SEED SEEOERS AND PARTS 100 U KINGDOM 400 U STATES	 	 39215 39215	 	 5213 1007919 1013132	5322
HARROWS DISC AND PARTS 100 U KINGDOM 215 INOIA 354 NETHRLNDS 400 U STATES	 	 206 91768 91974	 	 206 363 314 826605 827488	5323
HARROWS AND PARTS N O P 100 U KINGDOM 335 GERMANY W 354 NETHRLNDS 400 U STATES	 	 1366 12515 13881	 	 17328 150 104 354882 372464	5324
HOES 100 U KINGDOM 335 GERMANY W 354 NETHRLNOS 375 SWEODEN 400 U STATES	DOZ 42 42	 306 306	 103 461 4 16 1429 2013	 336 1615 197 141 16277 18566	5325
PLOUGHS DISC AND PARTS 100 U KINGDOM 400 U STATES	 	 501 47452 47953	 	 646 705725 706371	5326
PLOUGHS AND PARTS N O P 100 U KINGDOM 215 INOIA 335 GERMANY W 354 NETHRLNOS 400 U STATES	 	 202 222050 222252	 	 31656 6934 570 286 2070875 2110321	5327
ROLLERS FARM OR LAWN AND PARTS 100 U KINGDOM 400 U STATES	NO 8 8	 1326 1326	 90 2796 2886	 924 53215 54139	5328
FANNING MILL PEAVINERS AND PTS 335 GERMANY W	NO		1	734	5331

IMPORTS INTO CANADA FOR CONSUMPTION

Articles and Countries from which Imported	MONTH OF SEPTEMBER 1955		NINE MONTHS ENDED SEPTEMBER 1955		Class Number
	Quantities	Values (\$)	Quantities	Values (\$)	
400 U STATES	201	158613	1268	760094	
	201	158613	1269	760828	
HARVESTER COMBINES AND PARTS	NO				5332
100 U KINGDOM		4415		42358	
327 FRANCE				3036	
335 GERMANY W			5	15422	
400 U STATES	90	982859	2302	12473910	
	90	987274	2307	12534726	
THRESHING MACHINE SEPARATORS	NO				5333
400 U STATES	13	5245	74	34961	
	13	5245	74	34961	
THRESHING MACHINE PARTS					5334
400 U STATES		28821		301821	
		28821		301821	
ELECT GENERATORS FARM AND PTS					5342
100 U KINGDOM				695	
400 U STATES		2982		55057	
		2982		55752	
FODDER FEED CUTTERS AND PARTS	NO				5343
400 U STATES	95	30466	484	206519	
	95	30466	484	206519	
FRUIT VEGETABLE GRADING MACH					5344
100 U KINGDOM		79		3735	
335 GERMANY W		905		2600	
354 NETHRLNDS		270		1508	
400 U STATES		55660		344560	
		56914		352403	
GRAIN HAY GRINDERS AND PARTS	NO				5345
100 U KINGDOM				112	
400 U STATES	476	76670	1533	336287	
	476	76670	1533	336399	
HAY PRESSES AND PARTS	NO				5346
100 U KINGDOM				163887	
400 U STATES	362	427529	4744	6087362	
	362	427529	4744	6251249	
MANURE SPREADERS AND PARTS	NO				5350
100 U KINGDOM			1	283	
335 GERMANY W				895	
354 NETHRLNDS				70	
400 U STATES	342	121458	3914	1266123	
	342	121458	3915	1267371	
POST HOLE DIGGERS AND PARTS	NO				5352
335 GERMANY W			1	402	
400 U STATES	113	2843	4264	110511	
	113	2843	4265	110913	
SPADES AND SHOVELS N O P	NO				5353
100 U KINGDOM	788	8653	3998	46596	
327 FRANCE			17	184	
335 GERMANY W			428	2667	
347 JAPAN			262	2898	
354 NETHRLNDS			1	60	
400 U STATES	300	2542	3066	48895	
	1088	11195	7772	101300	
SPRAYING AND DUSTING MACHINES					5354
100 U KINGDOM		923		3477	
305 AUSTRIA				895	
327 FRANCE		330		605	
335 GERMANY W				7690	
347 JAPAN				3370	
354 NETHRLNDS		96		309	
376 SWITZRLND				8849	
400 U STATES		83065		2343752	
		84414		2368947	
STUMPING MACHINES AND PARTS	NO				5355
TRACTION DITCHING MACH AND PTS	NO				5356
100 U KINGDOM			1	13730	
400 U STATES	2	31067	50	557810	
	2	31067	51	571540	
TRACTORS INTERNAL COMBUSTION	NO				5357
100 U KINGDOM	73	127458	2396	2650079	
317 CZECHO S			3	4975	
335 GERMANY W	6	16276	47	117165	
354 NETHRLNDS			2	980	
375 SWEDEN			1	600	
381 ALASKA			2	19858	
400 U STATES	1826	5423706	24377	53165966	
	1905	5567440	26828	55959623	
TRACTOR PARTS AND ACCESSORIES					5358
100 U KINGDOM		28591		282596	
317 CZECHO S		335		335	
327 FRANCE				107	
335 GERMANY W		1219		10036	
354 NETHRLNDS				260	
375 SWEDEN				660	
381 ALASKA		1545		8306	
400 U STATES		2760793		25563532	
		2792483		25865832	
WINDMILLS AND PARTS					5361
400 U STATES		1186		5980	
		1186		5980	
PRUNING HOOKS SHEARS DEHORERS					5362
100 U KINGDOM		367		5689	
327 FRANCE				149	
335 GERMANY W				1449	
344 ITALY		473		12956	

IMPORTS INTO CANADA FOR CONSUMPTION

Articles and Countries from which Imported	MONTH OF SEPTEMBER 1955		NINE MONTHS ENDED SEPTEMBER 1955		Class Number	
	Quantities	Values (\$)	Quantities	Values (\$)		
354 NETHRLNDS				144	5363	
376 SWITZRLND		779		1859		
400 U STATES		5437		69569		
		7056		91815		
AGRIC IMPLEMENTS						
NOP AND PARTS						
100 U KINGDOM		1065		23688		
306 BELGIUM				5181		
318 DENMARK				175		
335 GERMANY W		471		5026		
354 NETHRLNDS		1124		2466		
375 SWEDEN				6760		
376 SWITZRLND				344		
400 U STATES		739661		8861319		
		742321		8904959		
KNIVES AND FORKS					5371	
TABLE						
100 U KINGDOM		35009		249722		
215 INDIA				645		
305 AUSTRIA		2621		7008		
306 BELGIUM				50		
318 DENMARK		2014		11244		
327 FRANCE		658		4864		
335 GERMANY W		8472		42911		
344 ITALY		54		25097		
347 JAPAN		29739		209052		
354 NETHRLNDS		1559		1928		
375 SWEDEN		702		7569		
400 U STATES		18041		117361		
		98869		677451		
POCKET KNIVES					5372	
100 U KINGDOM		15125		133682		
327 FRANCE				442		
335 GERMANY W		8577		114484		
344 ITALY		549		6386		
347 JAPAN		2991		10205		
375 SWEDEN				1810		
376 SWITZRLND		124		1075		
400 U STATES		4348		55295		
		31714		323379		
RAZORS N O P AND PARTS						5373
100 U KINGDOM		2532		12678		
335 GERMANY W		498		7328		
400 U STATES		33348		187774		
		36378		207760		
SAFETY RAZOR BLADES					5374	
100 U KINGDOM	DOZ	47160	7888	194211		
318 DENMARK		23666	911	112915		
335 GERMANY W		95099	3636	515334		
360 ISRAEL				122366		
375 SWEDEN				1772		
400 U STATES		122043	9511	1114490		
		287968	21946	2061088		
SCISSORS AND SHEARS					5375	
N O P						
100 U KINGDOM		6343		134584		
216 PAKISTAN				211		
318 DENMARK				205		
327 FRANCE				1408		
335 GERMANY W		31679		296979		
344 ITALY		3092		17171		
347 JAPAN				7997		
354 NETHRLNDS				645		
375 SWEDEN				163		
400 U STATES		31717		267404		
		72831		726767		
OTHER KNIVES N O P					5376	
100 U KINGDOM		4744		62888		
231 HONG KONG		158		251		
305 AUSTRIA				59		
326 FINLAND		485		1151		
327 FRANCE		177		3932		
335 GERMANY W		9498		83286		
344 ITALY		198		1455		
347 JAPAN		295		3944		
359 NORWAY				511		
375 SWEDEN		556		9161		
376 SWITZRLND				660		
400 U STATES		8206		81079		
		24317		248377		
SPOONS					5377	
100 U KINGDOM		1084		12950		
305 AUSTRIA		672		4095		
317 CZECHOS		208		208		
318 DENMARK		970		5611		
327 FRANCE				128		
335 GERMANY W		4273		15966		
344 ITALY		247		11112		
347 JAPAN		17717		90087		
352 MEXICO				270		
354 NETHRLNDS		357		2093		
375 SWEDEN		458		4542		
400 U STATES		4953		51758		
		30939		198820		
KNIVES BUTCHER AND KITCHEN					5378	
100 U KINGDOM		16230		164715		
327 FRANCE		1547		11213		
335 GERMANY W		7288		45731		
344 ITALY				3741		

IMPORTS INTO CANADA FOR CONSUMPTION

Articles and Countries from which Imported	MONTH OF SEPTEMBER 1955		NINE MONTHS ENDED SEPTEMBER 1955		Class Number
	Quantities	Values (\$)	Quantities	Values (\$)	
347 JAPAN				1 670	
375 SWEDEN				1 452	
376 SWITZRLND				5 42	
400 U STATES				10 3585	
HINGES AND BUTTS		2 6623		3 32649	
		5 1688			
100 U KINGDOM	LB	4 8958	3 79672	7 0810	5 381
305 AUSTRIA		8543	6 584	889	
306 BELGIUM		1 433	1 9538	6 514	
327 FRANCE			811	324	
335 GERMANY W		3 5110	3 21639	7 5084	
344 ITALY			2 6387	5 881	
347 JAPAN		1 8601	3 60397	7 3207	
354 NETHRLNDS			1 729	575	
360 ISRAEL			1 574	376	
375 SWEDEN		1 280	9 5279	2 8055	
400 U STATES		4 5567	6 43442	4 02352	
CUT NAILS		1 50949	1 857052	6 64067	
	CWT				5 391
100 U KINGDOM		245	1 985	1 2947	
347 JAPAN			500	2 758	
400 U STATES		631	3 742	8 5476	
RAILWAY SPIKES AND SPIKES NOP		876	6 227	10 1181	
400 U STATES	CWT				5 392
		18	2 972	2 2905	
TACKS ALL KINDS N O P		18	2 972	2 2905	
	LB				5 393
100 U KINGDOM		1 630	1 8966	5 274	
335 GERMANY W			5 980	1 833	
400 U STATES		4 697	1 6 446	6 789	
WIRE NAILS OVER ONE INCH		6 327	4 1392	1 3896	
	CWT				5 394
100 U KINGDOM		4 465	3 0042	1 93063	
306 BELGIUM			1 491	1 5257	
335 GERMANY W			1 170	9 884	
347 JAPAN		4 516	4 5771	2 73507	
354 NETHRLNDS			2 204	1 3959	
400 U STATES		2 704	1 5188	1 82906	
NAILS AND BRADS N O P		1 1685	9 5866	6 88576	
	LB				5 395
100 U KINGDOM		3 461	7 0275	1 5736	
335 GERMANY W		3 905	3 1694	1 0884	
375 SWEDEN			1 2300	2 229	
400 U STATES		1 8253	1 45486	4 5167	
HAND SEWING NEEDLES		2 5619	2 59755	7 4016	
					5 400
100 U KINGDOM			6 701	2 7403	
317 CZECHO S				2 619	
335 GERMANY W			318	5 570	
347 JAPAN				3 436	
400 U STATES			1 692	6 126	
SPRING BEARD AND LATCH NEEDLES			8 711	4 5154	
	M				5 401
100 U KINGDOM		105	813	2 8536	
327 FRANCE			36	1 527	
335 GERMANY W		2	1 68	3 577	
376 SWITZRLND		4	33	2 527	
400 U STATES		3 63	2 153	7 9275	
NEEDLES N O P		474	3 203	1 15442	
					5 402
100 U KINGDOM			9 035	1 27272	
231 HONG KONG				7 49	
306 BELGIUM			130	5 244	
317 CZECHO S			152	1 038	
327 FRANCE				1 550	
335 GERMANY W			5 803	4 9133	
344 ITALY			1 327	8 926	
347 JAPAN			1 937	6 597	
354 NETHRLNOS				1 662	
376 SWITZRLND			1 66	710	
400 U STATES			1 5387	1 47953	
PINS N O P			3 3937	3 50834	
	LB				5 403
100 U KINGDOM		2 0647	2 10641	1 38449	
317 CZECHO S			2 117	4 66	
327 FRANCE			86	1 062	
335 GERMANY W		3 87	1 7678	9 945	
347 JAPAN		400	1 231	1 442	
390 GERMANY E			811	300	
400 U STATES		5 055	2 88735	2 43532	
PINS FOR MARKING SYSTEMS		2 6489	5 21299	3 95196	
	LB				5 404
100 U KINGDOM		2 89	4 29	220	
400 U STATES		1 263	1 1972	1 9555	
NUTS AND BOLTS WASHERS RIVETS		1 552	1 2401	1 9775	
	LB				5 411
100 U KINGDOM		1 29004	1 592108	3 04791	
306 BELGIUM		2 5110	6 02461	5 6023	
327 FRANCE		5 8625	3 57194	3 9961	
335 GERMANY W		9 354	8 5114	3 2247	
344 ITALY		2 1343	1 91133	2 3033	
347 JAPAN			1 757	295	
354 NETHRLNOS		1 7714	1 10927	2 2819	
375 SWEDEN		3 024	2 15486	5 3357	
376 SWITZRLND			100	788	
400 U STATES		1 457518	1 0791918	4 189823	
		1 721692	1 3948198	4 723137	
		5 25344			

IMPORTS INTO CANADA FOR CONSUMPTION

Articles and Countries from which Imported	MONTH OF SEPTEMBER 1955		NINE MONTHS ENDED SEPTEMBER 1955		Class Number
	Quantities	Values (\$)	Quantities	Values (\$)	
MACHINE AND OTHER SCREWS N O P					5412
100 U KINGDOM		12115		135371	
305 AUSTRIA				264	
306 BELGIUM				9371	
335 GERMANY W		962		8114	
344 ITALY				3475	
347 JAPAN				1768	
354 NETHRLNDS				11632	
375 SWEDEN		3557		8954	
376 SWITZRLND				560	
400 U STATES		185543		1453661	
		202177		1633170	
WOOD SCREWS OF IRON OR STEEL					5413
100 U KINGDOM		546		25167	
231 HONG KONG		385		633	
306 BELGIUM				7387	
335 GERMANY W		17164		49615	
347 JAPAN		701		8133	
354 NETHRLNDS				1139	
375 SWEDEN		212		17998	
376 SWITZRLND				410	
400 U STATES		7060		58822	
		26068		169304	
FISH HOOKS COMMERCIAL					5421
100 U KINGDOM		87		1182	
359 NORWAY				28566	
400 U STATES		185		15116	
		272		44864	
HARDWARE N O P					5422
100 U KINGDOM		23581		185211	
318 DENMARK				2339	
327 FRANCE				1018	
335 GERMANY W		1116		15280	
347 JAPAN				4350	
354 NETHRLNDS				1457	
360 ISRAEL				524	
375 SWEDEN		4889		11300	
400 U STATES		252887		1647515	
		282473		1868994	
LOCKS OF IRON OR STEEL					5423
100 U KINGDOM		1819		26804	
335 GERMANY W		4558		15334	
376 SWITZRLND				389	
400 U STATES		53408		521917	
		59785		564444	
SKATES ICE					5425
100 U KINGDOM	PR	2885	6484	76761	140346
375 SWEDEN				7680	13045
400 U STATES		720	527	724	706
		3605	7011	85165	154097
SKATES ROLLER					5426
100 U KINGDOM	PR			331	1023
400 U STATES		2376	5114	27855	63188
		2376	5114	28186	64211
CARPET SWEEPERS					5441
100 U KINGDOM	NO			361	1897
400 U STATES		2082	5174	8826	18411
		2082	5174	9187	20308
CLEANERS ELECTRIC VACUUM					5442
100 U KINGDOM	NO	1640	39676	21204	446680
318 DENMARK				140	4544
327 FRANCE		1	56	1	56
335 GERMANY W				19	570
354 NETHRLNDS		230	4833	1867	46730
375 SWEDEN				250	17132
400 U STATES		4754	204952	41536	1695766
		6625	249517	65017	2211478
CLEANERS HAND VACUUM AND PARTS					5443
100 U KINGDOM			10743		181804
354 NETHRLNDS					1766
375 SWEDEN			6865		21198
400 U STATES			127227		895232
			144835		1100000
CLOTHES WRINGERS DOMESTIC					5444
100 U KINGDOM					1520
400 U STATES			32374		194337
			32374		195857
SEWING MACHINES DOMESTIC					5445
100 U KINGDOM	NO	1922	42739	20012	410657
317 CZECHOS		47	1759	197	6490
318 DENMARK				1	50
335 GERMANY W		722	49514	4519	294159
344 ITALY		552	33055	3673	180427
347 JAPAN		3376	51816	21571	340943
354 NETHRLNDS		1	80	30	1826
360 ISRAEL				8	466
372 SPAIN		280	5516	605	14936
375 SWEDEN				463	10047
376 SWITZRLND		173	15717	4990	408800
400 U STATES		4336	192394	25418	1224638
		11409	392590	81487	2893439
SEWING MACH ATTACHMNTS DOMESTIC					5446
100 U KINGDOM			3384		17473
335 GERMANY W					530
344 ITALY					280
347 JAPAN			1153		8266

IMPORTS INTO CANADA FOR CONSUMPTION

Articles and Countries from which Imported	MONTH OF SEPTEMBER 1955		NINE MONTHS ENDED SEPTEMBER 1955		Class Number
	Quantities	Values (\$)	Quantities	Values (\$)	
376 SWITZRLNO		1294		10301	
400 U STATES		55854		480752	
		61685		517602	
SEWING MACHINE PARTS DOMESTIC					5447
100 U KINGDOM		30300		178166	
306 BELGIUM				99	
317 CZECHOS				320	
318 DENMARK				410	
327 FRANCE				255	
335 GERMANY W		1473		48679	
344 ITALY		395		1611	
347 JAPAN		276		16933	
375 SWEDEN				402	
376 SWITZRLNO		146		3576	
390 GERMANY E				1081	
400 U STATES		69224		612160	
		101814		863692	
CLOTHES DRYERS DOMESTIC ELECTR	NO				5448
400 U STATES	893	108210	6514	931503	
	893	108210	6514	931503	
WATER PUMPS DOMESTIC	NO				5449
100 U KINGDOM	213	2506	2189	14562	
400 U STATES	421	28791	3617	257822	
	634	31297	5806	272384	
WASHING MACHINES ELECTRIC	NO				5450
100 U KINGDOM	50	3890	241	18797	
400 U STATES	2624	282869	21834	2525926	
	2674	286759	22075	2544723	
WASHING MACH POWER NOT ELECT	NO				5451
400 U STATES			5	481	
			5	481	
WASHING MACH HAND OPERATED	NO				5452
400 U STATES			39	690	
			39	690	
WASHING MACHINE PARTS					5453
100 U KINGDOM		467		13259	
400 U STATES		280741		2213435	
		281208		2226694	
IRONERS DOMESTIC ELECTRIC	NO				5454
400 U STATES	110	7552	1526	151409	
	110	7552	1526	151409	
ARTICLES FOR SMELTING IRON					5461
335 GERMANY W				15633	
400 U STATES		12654		976190	
		12654		991823	
BLOWERS SMELTING APPARATUS					5462
100 U KINGDOM				9457	
376 SWITZRLNO		3142		110226	
400 U STATES		61835		222350	
		64977		342033	
BUODLES VANNERS SLIME TABLES					5463
400 U STATES				14030	
				14030	
CAR LOADING MACHINES COAL					5464
100 U KINGDOM				118	
400 U STATES		657		2392	
		657		2510	
CHOCK RELEASE APPARATUS					5465
100 U KINGDOM				24393	
				24393	
COAL HEADING MACHINES					5466
400 U STATES		7300		124538	
		7300		124538	
MINERS LAMPS AND ACCESSORIES					5467
100 U KINGDOM		238		4610	
347 JAPAN				167	
375 SWEDEN		600		4574	
400 U STATES		15691		218663	
		16529		228014	
AMALGAM SAFES ORE SAMPLERS					5468
100 U KINGDOM				1567	
335 GERMANY W				368	
400 U STATES		42163		374896	
		42163		376831	
SUNDRY METALLURGICAL APPARATUS					5469
100 U KINGDOM				21973	
335 GERMANY W		230734		230734	
400 U STATES		375970		1740562	
		606704		1993269	
DIAMOND DRILLS CORE DRILLS					5470
100 U KINGDOM		33200		203923	
207 UN SO AFR		922		922	
400 U STATES		12355		164266	
		46477		369111	
MINE LOADING MACH CONVEYORS					5471
100 U KINGDOM		55575		502955	
335 GERMANY W				1204	
375 SWEDEN				8193	
400 U STATES		755991		4827451	
		811566		5339803	
MINE HOISTS NOT MADE IN CANADA					5472
MACHINERY ALLUVIAL MINING					5473
381 ALASKA		594		594	
400 U STATES		69159		1444404	
		69753		1444998	

IMPORTS INTO CANADA FOR CONSUMPTION

Articles and Countries from which Imported	MONTH OF SEPTEMBER 1955		NINE MONTHS ENDED SEPTEMBER 1955		Class Number
	Quantities	Values (\$)	Quantities	Values (\$)	
MACHINERY ORE HANDLING 400 U STATES		19405		19621	5474
		19405		19621	
MACHINERY ORE CONCENTRATION 100 U KINGDOM 327 FRANCE 400 U STATES		59422		1033980	5475
		59422		1039143	
MACHINERY METAL REFINING 376 SWITZRLND 400 U STATES		1137		1753	5476
		1137		106936	
ORE CRUSHERS GRINDING MILLS 100 U KINGDOM 306 BELGIUM 335 GERMANY W 400 U STATES		2544		17882	5477
				5606	
				84735	
		181761		2016253	
		184305		2124476	
COAL CUTTERS AUGERS DRILLS 100 U KINGDOM 305 AUSTRIA 335 GERMANY W 400 U STATES		2114		5619	5478
				826	
				90	
		2114		44715	
		2114		51250	
POWER DRIVEN PUMPS FOR MINES 400 U STATES				853	5479
				853	
PUMPS PREC METAL EXTRACTION 400 U STATES		4954		61668	5480
		4954		61668	
ROCK DRILLS AND PARTS 100 U KINGDOM 205 RHOD NYAS 234 AUSTRALIA 305 AUSTRIA 335 GERMANY W 352 MEXICO 366 PORTUGAL 375 SWEDEN 400 U STATES	NO	4117	15	83463	5481
				130	
		345		345	
				4421	
				632	
				7840	
				90	
	77	88120	418	754485	
	31	132567	231	1092667	
	108	225149	664	1944073	
WELL DRILLING MACHINERY 100 U KINGDOM 335 GERMANY W 400 U STATES		74348		474250	5482
				7938	
		3498053		30779118	
		3572401		31261306	
ADDING MACHINES AND PARTS 100 U KINGDOM 317 CZECHO S 318 DENMARK 335 GERMANY W 344 ITALY 359 NORWAY 375 SWEDEN 376 SWITZRLND 390 GERMANY E 400 U STATES	NO	1647	213	21667	5500
	10		2	20	
			50	921	
	2	141	687	71224	
	71	14361	280	38100	
	10	565	245	12508	
	168	21746	2289	239303	
	136	11358	517	53023	
			10	3239	
	157	114756	2620	1165824	
	554	164574	6913	1606019	
BOOKKEEPING MACHINES AND PARTS 100 U KINGDOM 327 FRANCE 335 GERMANY W 344 ITALY 347 JAPAN 354 NETHRLNOS 375 SWEDEN 376 SWITZRLND 381 ALASKA 400 U STATES	NO	33699	102	331584	5501
	2	143		24567	
	35	2098	1298	76215	
			433	125123	
			2	202	
			76	9594	
	46	3652	211	30878	
	53	10218	222	31038	
			1	200	
	481	768892	4214	7160912	
	617	818702	6559	7790313	
CASH REGISTERS 359 NORWAY 375 SWEDEN 400 U STATES		2720		28517	5502
		21468		179289	
		28815		189080	
		53003		396886	
CASH REGISTER PARTS 375 SWEDEN 400 U STATES				1993	5503
		124378		1263458	
		124378		1265451	
DICTATING MACHINES AND PARTS 100 U KINGDOM 234 AUSTRALIA 318 DENMARK 327 FRANCE 335 GERMANY W 347 JAPAN 354 NETHRLNOS 376 SWITZRLND 400 U STATES		1803		430127	5504
				125	
		739		35824	
		186		186	
				7560	
				150	
				277	
		12338		33636	
		114542		823114	
		129608		1330999	
TYPEWRITERS 100 U KINGDOM 317 CZECHO S 335 GERMANY W 344 ITALY 375 SWEDEN	NO	85589	9167	672324	5505
	1257	161	83	2605	
	5	1300	154	6133	
	21	7726	108	8790	
	100	2211	340	17268	
	40				

IMPORTS INTO CANADA FOR CONSUMPTION

Articles and Countries from which Imported	MONTH OF SEPTEMBER 1955		NINE MONTHS ENDED SEPTEMBER 1955		Class Number
	Quantities	Values (\$)	Quantities	Values (\$)	
376 SWITZRLND	177	5680	944	42038	5 506
390 GERMANY E			10	272	
400 U STATES	366	58665	5497	562169	
TYPEWRITER PARTS	1966	161332	16303	1311599	
100 U KINGDOM		4905		50676	
306 BELGIUM				320	
327 FRANCE		537		17234	
335 GERMANY W		378		5664	
344 ITALY		232		2017	
354 NETHRLNDS		156		1329	
375 SWEDEN				4098	
376 SWITZRLND		114		2316	
400 U STATES		273077		2341886	
		279399		2425540	
MACHINERY 412A PAPER WORKING					
100 U KINGDOM		52439		245737	
306 BELGIUM				5635	
317 CZECHO S				2652	
318 DENMARK				4714	
327 FRANCE		1366		47068	
335 GERMANY W		23091		510556	
344 ITALY		4024		40771	
354 NETHRLNDS				14904	
359 NORWAY				3450	
375 SWEDEN				22483	
376 SWITZRLND		65		30999	
380 USSR				7437	
390 GERMANY E				643	
400 U STATES		792292		7560271	
		873277		8497320	
MACHINERY 412A CELLULOSE					5 512
100 U KINGDOM				131	
400 U STATES		135		36364	
		135		36495	
NEWSPAPER PRESSES AND PARTS	NO				5 513
100 U KINGDOM		684	1	27085	
335 GERMANY W			2	11874	
375 SWEDEN			2	30327	
376 SWITZRLND			1	19780	
380 USSR			1	12500	
400 U STATES		14144	23	2410280	
		14828	30	2511846	
FLAT BED CYL PRESSES AND PARTS	NO				5 514
100 U KINGDOM			1	4726	
390 GERMANY E				115	
400 U STATES	5	26400	18	185492	
	5	26400	19	190333	
PRINTING PRESSES	NO				5 515
100 U KINGDOM	378	125310	2430	953754	
317 CZECHO S			12	21359	
318 DENMARK			142	9376	
327 FRANCE	4	18615	11	73295	
335 GERMANY W	29	36436	206	488941	
354 NETHRLNDS	5	1914	10	4474	
375 SWEDEN	4	20844	39	135194	
376 SWITZRLND	1	7502	28	31031	
390 GERMANY E			1	2385	
400 U STATES	233	615022	4743	4592912	
	654	825643	7622	6312721	
TYPECASTING MACHINES AND PARTS					5 516
100 U KINGDOM		823		4886	
335 GERMANY W		193		535	
344 ITALY				100	
400 U STATES		193643		1424077	
		194659		1429598	
TYPEMAKING ACCESSORIES AND PTS					5 517
100 U KINGDOM				684	
335 GERMANY W				149	
400 U STATES		4633		66603	
		4633		67436	
SHOVELS POWER NOT MADE CANADA	NO				5 518
400 U STATES	50	470634	580	3553345	
	50	470634	580	3553345	
SHOVELS POWER KIND MADE CANADA	NO				5 519
100 U KINGDOM	6	84338	40	538264	
224 JAMAICA			2	12624	
344 ITALY			6	45042	
381 ALASKA			1	35077	
400 U STATES	64	1241802	487	8654738	
	70	1326140	536	9285745	
SHOVELS POWER PARTS OF					5 520
100 U KINGDOM		26730		72402	
335 GERMANY W		1531		3402	
344 ITALY		6817		6817	
376 SWITZRLND				763	
381 ALASKA				2605	
400 U STATES		501137		3322570	
		536215		3408559	
AIR COMPRESSING MACH AND PARTS					5 521
100 U KINGDOM		23587		228495	
305 AUSTRIA				7405	
306 BELGIUM				1114	
318 DENMARK				1761	
335 GERMANY W		3152		130300	
354 NETHRLNDS				4042	

IMPORTS INTO CANADA FOR CONSUMPTION

Articles and Countries from which Imported	MONTH OF SEPTEMBER 1955		NINE MONTHS ENDED SEPTEMBER 1955		Class Number
	Quantities	Values (\$)	Quantities	Values (\$)	
375 SWEDEN		28514		117605	
376 SWITZRLND				20066	
400 U STATES		702635		5004128	
BAKERY MACHINERY AND PARTS		757888		5514916	5522
100 U KINGDOM		12053		111322	
318 DENMARK				2958	
327 FRANCE				336	
335 GERMANY W		15306		17929	
354 NETHRLNDS		5343		6818	
375 SWEDEN		394		3054	
376 SWITZRLND				264	
400 U STATES		166103		1786509	
		199199		1929190	
BOX END MACHINERY AND PARTS					5523
COAL CARBONIZING MACH AND PTS					5524
400 U STATES		1097		59491	
		1097		59491	
SEWING MACHINES INDUSTRIAL	NO				5525
100 U KINGDOM	3	2084	217	34600	
318 DENMARK			8	6963	
327 FRANCE			3	3231	
335 GERMANY W	9	1191	409	35117	
344 ITALY	1	1000	6	1878	
354 NETHRLNDS			1	126	
376 SWITZRLND			8	1462	
400 U STATES	743	184672	2908	1059127	
	756	188947	3560	1142504	
CLAY PRODUCTS MACH AND PARTS					5526
100 U KINGDOM				339	
327 FRANCE				1537	
335 GERMANY W				224	
400 U STATES		9506		84097	
		9506		86197	
COAL CDKE AND GAS MACH AND PTS					5527
100 U KINGDOM				4222	
400 U STATES		69901		182267	
		69901		186489	
WASTE RECOVERY MACH AND PARTS					5528
400 U STATES		23910		291410	
		23910		291410	
COAL HANDLING MACHINES AND PTS					5529
400 U STATES		1511		77070	
		1511		77070	
CONCRETE MIXING MACH AND PARTS	NO				5530
100 U KINGDOM	1	1032	13	23697	
335 GERMANY W			9	21464	
400 U STATES	41	98971	493	898551	
	42	100003	515	943712	
DENTAL ENGINES ELECTRIC	NO				5532
100 U KINGDOM			20	5376	
335 GERMANY W			1	956	
400 U STATES	23	9463	565	168123	
	23	9463	586	174455	
DIES FOR STAMPING METAL PLATES					5533
400 U STATES				67	
				67	
HAND FIRE EXTINGUISHERS					5534
100 U KINGDOM		273		5306	
381 ALASKA				59	
400 U STATES		101938		906003	
		102211		911368	
FERTILIZER MACHINERY AND PARTS					5535
100 U KINGDOM				77687	
306 BELGIUM				343	
318 DENMARK				34624	
375 SWEDEN		2188		3764	
400 U STATES		4082		286774	
		6270		403192	
FISH PREPARING MACH AND PARTS					5536
100 U KINGDOM				6058	
335 GERMANY W		737		199143	
400 U STATES		1795		77556	
		2532		282757	
REFRIGERATING MACH AND PARTS					5537
100 U KINGDOM		15394		108101	
318 DENMARK		1312		11725	
335 GERMANY W				102	
376 SWITZRLND		284		284	
400 U STATES		326733		4890956	
		343723		5011168	
LAWN MOWERS POWER	NO				5538
100 U KINGDOM			3023	125739	
234 AUSTRALIA			2	95	
400 U STATES	288	20896	33009	1863926	
	288	20896	36034	1989760	
LAWN MOWERS N O P	NO				5539
100 U KINGDOM			71236	472123	
400 U STATES	16	501	5878	80926	
	16	501	77114	553049	
LEATHER MACHINERY AND PARTS					5540
100 U KINGDOM				3089	
400 U STATES		49004		217423	
		49004		220512	
LOGGING MACHINERY AND PARTS					5541
100 U KINGDOM		84		12773	

IMPORTS INTO CANADA FOR CONSUMPTION

105

Articles and Countries from which Imported	MONTH OF SEPTEMBER 1955		NINE MONTHS ENDED SEPTEMBER 1955		Class Number
	Quantities	Values (\$)	Quantities	Values (\$)	
234 AUSTRALIA				440	
335 GERMANY W				7605	
347 JAPAN				15772	
354 NETHRLNDS				734	
359 NORWAY				156	
375 SWEDEN				3509	
376 SWITZRLND				793	
400 U STATES		1780249		9700248	
		1780333		9742030	
METAL DRILLING MACH AND PARTS					5542
100 U KINGDOM		12824		252154	
306 BELGIUM		775		44076	
317 CZECHO S				6445	
335 GERMANY W		1915		122944	
344 ITALY				25526	
366 PORTUGAL				320	
375 SWEDEN				10233	
376 SWITZRLND		605		52038	
400 U STATES		253003		4857969	
		269122		5371705	
METAL GRINDING MACH AND PARTS					5543
100 U KINGDOM		34886		306146	
203 B E AFR				370	
306 BELGIUM				1822	
317 CZECHO S				16772	
318 DENMARK		1753		4658	
327 FRANCE		339		491	
335 GERMANY W		11891		167519	
344 ITALY		2377		7305	
375 SWEDEN		8869		71350	
376 SWITZRLND		9000		24715	
400 U STATES		673235		4861276	
		742350		5462424	
METALWORKING LATHES AND PARTS					5544
100 U KINGDOM		118015		778681	
203 B E AFR				2130	
306 BELGIUM				1191	
317 CZECHO S				20269	
327 FRANCE		8988		9706	
335 GERMANY W		12017		302820	
344 ITALY				11807	
354 NETHRLNDS				114	
375 SWEDEN				11441	
376 SWITZRLND		2758		16050	
400 U STATES		322650		2475177	
		464428		3629386	
METAL MILLING MACHINES AND PTS					5545
100 U KINGDOM		12378		250026	
203 B E AFR				4520	
306 BELGIUM		936		1776	
317 CZECHO S				11755	
318 DENMARK				22662	
327 FRANCE		9288		18536	
335 GERMANY W		8971		164359	
344 ITALY				14973	
375 SWEDEN				15776	
376 SWITZRLND		3905		88659	
400 U STATES		140684		1951982	
		176162		2545024	
METALWORKING PLANERS AND PARTS					5546
100 U KINGDOM		648		4526	
203 B E AFR				200	
375 SWEDEN		4533		4533	
400 U STATES		4204		77258	
		9385		86517	
METALWORKING PRESSES AND PARTS					5547
100 U KINGDOM		13955		290209	
305 AUSTRIA				4129	
318 DENMARK		7601		8548	
327 FRANCE				735	
335 GERMANY W		32142		183576	
344 ITALY				10565	
375 SWEDEN				28761	
376 SWITZRLND		2692		2953	
400 U STATES		448814		3229837	
		505204		3759313	
METAL ROLLING MILL MCH AND PTS					5548
100 U KINGDOM				438566	
335 GERMANY W				60937	
376 SWITZRLND				303	
400 U STATES		124268		3003139	
		124268		3502945	
METAL SHAPERS SLOTTERS AND PTS					5549
100 U KINGDOM		4820		119504	
203 B E AFR				1600	
317 CZECHO S		33135		33135	
335 GERMANY W		457		40950	
375 SWEDEN		921		14124	
376 SWITZRLND		115		7208	
400 U STATES		82773		801980	
		122221		1018501	
METALWORKING MCH N O P AND PTS					5550
100 U KINGDOM		19076		252896	
203 B E AFR				455	
305 AUSTRIA				234	
318 DENMARK				822	

IMPORTS INTO CANADA FOR CONSUMPTION

Articles and Countries from which Imported	MONTH OF SEPTEMBER 1955		NINE MONTHS ENDED SEPTEMBER 1955		Class Number
	Quantities	Values (\$)	Quantities	Values (\$)	
327 FRANCE				920	
335 GERMANY W		15707		565000	
344 ITALY				1199	
375 SWEDEN				14371	
376 SWITZRLND				19116	
400 U STATES		555632		8502241	
		590415		9357254	
MOTION PICTURE PROJECTORS					5551
100 U KINGDOM		6939		77846	
305 AUSTRIA		10208		39953	
327 FRANCE		723		3648	
335 GERMANY W		1210		16271	
347 JAPAN				345	
354 NETHRLNDS				323	
375 SWEDEN				206	
376 SWITZRLND		1777		12870	
381 ALASKA				94	
400 U STATES		225373		1946211	
		246230		2097767	
CRANES ETC NOT MADE IN CANADA	NO				5552
100 U KINGDOM	8	16883	36	87626	
335 GERMANY W	1	319	3	24347	
354 NETHRLNDS			7	8983	
375 SWEDEN	2	1060	30	17942	
400 U STATES	28	144832	615	717755	
	39	163094	691	856653	
CRANES ETC KIND MADE IN CANADA	NO				5553
100 U KINGDOM	17	82678	202	253393	
335 GERMANY W			12	16332	
344 ITALY			1	3794	
347 JAPAN			2	1271	
354 NETHRLNDS			1	147	
359 NORWAY	6	1801	40	20083	
375 SWEDEN			11	152144	
400 U STATES	314	573894	2775	3125062	
	337	658373	3044	3572226	
CRANES HOISTS ETC NOP PARTS OF					5554
100 U KINGDOM		10027		141073	
335 GERMANY W				7445	
375 SWEDEN				103	
400 U STATES		119691		1046387	
		129718		1195008	
OZONE GENERATORS AND PARTS					5555
100 U KINGDOM				1300	
327 FRANCE				996	
400 U STATES		455		5418	
		455		7714	
PAPER MILL MACHINES AND PARTS					5556
100 U KINGDOM		58686		725693	
327 FRANCE				2967	
335 GERMANY W		10249		43544	
375 SWEDEN		5386		49637	
400 U STATES		772584		3161367	
		846905		3983208	
PULP MILL MACHINES AND PARTS					5557
100 U KINGDOM		9919		13037	
326 FINLAND				1898	
335 GERMANY W				80735	
375 SWEDEN				80584	
400 U STATES		166934		929128	
		176853		1105382	
POWER PUMPS N O P AND PARTS	ND				5558
100 U KINGDDM	176	40673	2399	476495	
306 BELGIUM	2	3078	2	3078	
318 DENMARK			1	375	
327 FRANCE	5	12305	10	31419	
335 GERMANY W	22	1021	79	15127	
344 ITALY			1	1672	
354 NETHRLNDS	2	960	3	2508	
375 SWEDEN	4	1483	37	14335	
376 SWITZRLND			6	9896	
400 U STATES	4835	798205	34231	6355746	
	5046	857725	36769	6910651	
RIFLE MAKING MACHINERY					5559
400 U STATES		6670		6670	
		6670		6670	
ROAD MAKING MACHINERY AND PTS					5560
100 U KINGDOM		21417		203070	
224 JAMAICA				12787	
376 SWITZRLND				4434	
381 ALASKA				3500	
400 U STATES		584566		5369390	
		605983		5593181	
TRENCH AND DITCH MACH AND PTS					5561
100 U KINGDOM		13837		29335	
400 U STATES		6842		43642	
		20679		72977	
ROLLERS STREET ROAD AND PARTS	ND				5562
100 U KINGDOM	3	11581	36	143465	
400 U STATES	33	94259	383	1068555	
	36	105840	419	1212020	
ROLLS CAST FOR ROLLING STEEL					5563
100 U KINGDOM		8512		70979	
400 U STATES		146300		908159	
		154812		979138	

IMPORTS INTO CANADA FOR CONSUMPTION

Articles and Countries from which Imported	MONTH OF SEPTEMBER 1955		NINE MONTHS ENDED SEPTEMBER 1955		Class Number	
	Quantities	Values (\$)	Quantities	Values (\$)		
SAWMILL MACHINERY AND PARTS					5564	
306 BELGIUM		17630		44889		
335 GERMANY W		8492		177384		
375 SWEDEN		2693		33914		
400 U STATES		77819		512894		
		106634		769081		
SCRAPERS RAILWAY OR ROAD					5565	
100 U KINGDOM				300		
400 U STATES		59941		985133		
		59941		985433		
SHOE MACHINERY AND PARTS					5566	
100 U KINGDOM		308		9143		
318 DENMARK		560		6180		
327 FRANCE				5105		
335 GERMANY W		645		16906		
344 ITALY				11406		
354 NETHRLNDS		87		428		
375 SWEDEN				5058		
400 U STATES		61422		473173		
		63022		527399		
ROLLS CAST FOR ROLLING PAPER					5567	
100 U KINGDOM		2523		78098		
400 U STATES		1194		163023		
		3717		241121		
STAVE MAKING MACH AND PARTS					5568	
335 GERMANY W				432		
400 U STATES		519		1421		
		519		1853		
STREET CLEANING MACH AND PARTS					5569	
100 U KINGDOM				54		
400 U STATES		64823		652511		
		64823		652565		
BEEET SUGAR MACHINERY AND PARTS					5570	
100 U KINGDOM		2008		2008		
335 GERMANY W				219		
400 U STATES		37422		143989		
		39430		146216		
VENEER DRYING MACHINES AND PTS					5571	
400 U STATES		246		68009		
		246		68009		
WATER METERS N D P AND PARTS					5572	
100 U KINGDOM	NO					
376 SWITZRLND	2	374	153	6142		
400 U STATES			1	209		
	2	374	271	45186		
			425	51537		
WATER TURBINES AND PARTS					5573	
100 U KINGDOM		29426		50408		
359 NORWAY				12148		
375 SWEDEN				221		
400 U STATES		62576		401995		
		92002		464772		
WIRE STITCHER STAPLERS AND PTS					5574	
100 U KINGDOM		2604		13923		
305 AUSTRIA				3029		
335 GERMANY W				5760		
344 ITALY				145		
354 NETHRLNDS		460		628		
375 SWEDEN		6764		21479		
400 U STATES		63439		602190		
		73267		647154		
YARN CORD FABRIC MACH AND PTS					5575	
100 U KINGDOM		124258		1439091		
306 BELGIUM				28145		
317 CZECHO S		1579		12612		
318 DENMARK				5287		
327 FRANCE		2095		7923		
335 GERMANY W		146		70365		
344 ITALY				3994		
347 JAPAN				3303		
354 NETHRLNDS				3485		
375 SWEDEN				749		
376 SWITZRLND		3825		141457		
400 U STATES		1208634		8970468		
		1340537		10686879		
ALL MACHINERY N O P AND PARTS						5576
100 U KINGDOM		399161		6294605		
221 B GUIANA				1000		
234 AUSTRALIA				415		
305 AUSTRIA				2427		
306 BELGIUM		3495		79953		
316 CUBA				119		
317 CZECHO S				3167		
318 DENMARK		8035		246656		
326 FINLAND				2355		
327 FRANCE		13074		113526		
335 GERMANY W		199429		1188551		
341 ICELAND				968		
344 ITALY		8745		101242		
347 JAPAN		885		15922		
352 MEXICO				2258		
354 NETHRLNDS		3436		61812		
359 NORWAY		5099		8862		
375 SWEDEN		24320		220441		
376 SWITZRLND		53685		153387		
381 ALASKA		59		1508		
400 U STATES		6840350		60358357		
		7559773		68857531		

IMPORTS INTO CANADA FOR CONSUMPTION

Articles and Countries from which Imported	MONTH OF SEPTEMBER 1955		NINE MONTHS ENDED SEPTEMBER 1955		Class Number
	Quantities	Values (\$)	Quantities	Values (\$)	
CIGARETTE CIGAR MACH AND PARTS					5 577
100 U KINGDOM		16572		807653	
327 FRANCE				322	
335 GERMANY W		175		3545	
354 NETHRLNDS		4056		4056	
375 SWEDEN				24723	
400 U STATES		11419		210727	
		32222		1051026	
VENEER OR PLYWOOD MACH AND PTS					5 578
100 U KINGDOM		3294		23528	
335 GERMANY W				10194	
375 SWEDEN				630	
400 U STATES		81798		353823	
		85092		388175	
PURIFIERS FOR FISH OILS					5 579
400 U STATES		109		3478	
		109		3478	
FORGED STEEL ROLLS					5 580
100 U KINGDOM		3103		107580	
335 GERMANY W				244	
400 U STATES		110663		984613	
		113766		1092437	
FIXED METERS GAUGES FOR LIQUID					5 581
100 U KINGDOM				9342	
327 FRANCE				278	
400 U STATES		64139		401873	
		64139		411493	
AIR CONDITIONING APPARATUS NOP					5 582
100 U KINGDOM		10035		138894	
327 FRANCE				4182	
335 GERMANY W		6972		14770	
347 JAPAN				292	
354 NETHRLNDS				6671	
375 SWEDEN		1960		5541	
400 U STATES		506856		4218637	
		525823		5088987	
DIES IN THE ROUGH					5 583
100 U KINGDOM		569		2500	
335 GERMANY W		169		682	
400 U STATES		2035		37502	
		2773		40684	
BOTTLING MACHINES AND PARTS					5 584
100 U KINGDOM		3295		19515	
335 GERMANY W		2677		9828	
400 U STATES		129077		1599696	
		135049		1629039	
BULLDOZERS EARTHMOVERS AND PTS	NO				5 585
100 U KINGDOM	6	25814	32	167414	
381 ALASKA				4535	
400 U STATES	132	1199535	1622	10289558	
	138	1225349	1654	10461507	
CONVEYING EQUIPMENT AND PARTS					5 586
100 U KINGDOM		38600		520094	
306 BELGIUM				5285	
335 GERMANY W		181		7421	
354 NETHRLNDS				3732	
359 NORWAY				4133	
375 SWEDEN		228		47234	
376 SWITZRLND		25695		30809	
381 ALASKA				527	
400 U STATES		598355		4042929	
		663059		4662164	
POWER JACKS AND PARTS	NO				5 587
100 U KINGDOM	16	1660	516	24436	
306 BELGIUM			1	501	
335 GERMANY W	40	219	58	716	
375 SWEDEN			179	2000	
400 U STATES	3236	111138	36897	974624	
	3292	113017	37651	1002277	
STONE CRUSHING MACH AND PARTS					5 588
100 U KINGDOM		1296		8719	
327 FRANCE		5803		5803	
335 GERMANY W		700		5280	
400 U STATES		396260		2533456	
		404059		2553258	
WOODWORKING MACH AND PARTS NOP					5 589
100 U KINGDOM		38927		306407	
305 AUSTRIA				17337	
306 BELGIUM		8179		35358	
317 CZECHO S				2914	
318 DENMARK				23446	
327 FRANCE				3431	
335 GERMANY W		35221		170393	
344 ITALY				743	
354 NETHRLNDS				544	
375 SWEDEN		12697		48953	
376 SWITZRLND				4010	
400 U STATES		434263		3148298	
		529287		3761834	
AIR CONDITIONERS ROOM SIZE	NO				5 590
400 U STATES	74	13478	4883	653299	
	74	13478	4883	653299	
SPRINGS FOR SURGICAL TRUSSES	LB				5 591
400 U STATES			40	78	
			40	78	

IMPORTS INTO CANADA FOR CONSUMPTION

Articles and Countries from which Imported	MONTH OF SEPTEMBER 1955		NINE MONTHS ENDED SEPTEMBER 1955		Class Number
	Quantities	Values (\$)	Quantities	Values (\$)	
SPRINGS FOR RAILWAY VEHICLES 100 U KINGDOM 400 U STATES				368 38239 38607	5592
SPRINGS FOR OTHER VEHICLES 100 U KINGDOM 400 U STATES		6396 1813 1813		380 18376 18756	5593
SPRINGS FOR FURNITURE 306 BELGIUM 400 U STATES		325 33638 33963		325 146059 146384	5594
SPRINGS FOR CLOCKS 335 GERMANY W 400 U STATES		990 990		1451 2502 3953	5595
BATHS BATHTUBS IRON OR STEEL 100 U KINGDOM 335 GERMANY W 400 U STATES		19942 84643 104585		6111 125606 595626 727343	5600
BASINS CLOSETS SINKS 100 U KINGDOM 335 GERMANY W 375 SWEDEN 376 SWITZRLND 400 U STATES		15144 3108 19373 138967 176592		158209 22520 24747 26123 1413651 1645250	5601
CONTAINERS TINPLATE FOR FOOD 400 U STATES		74456 74456		773612 773612	5602
CONTAINERS TINPLATE N O P 100 U KINGDOM 309 BRAZIL 335 GERMANY W 354 NETHRLNDS 381 ALASKA 400 U STATES		3161 2564 303801 309526		27303 181 231 4280 119 1294097 1326211	5603
HOLLOW WARE ENAMELLED IRON 100 U KINGDOM 306 BELGIUM 318 DENMARK 335 GERMANY W 354 NETHRLNDS 375 SWEDEN 389 IRELAND 400 U STATES		994 237 146 86 382 48717 50562		27827 2013 932 1194 1371 596 262 314855 349050	5604
HOLLOW WARE IRON N O P 100 U KINGDOM 306 BELGIUM 318 DENMARK 327 FRANCE 335 GERMANY W 344 ITALY 347 JAPAN 354 NETHRLNDS 375 SWEDEN 400 U STATES		4761 553 3280 61 4652 5952 1034 304066 324359		83846 1431 2742 2161 14213 745 26451 8544 5568 2670823 2816524	5605
KITCHEN DAIRY HOLLOW WARE TIN 100 U KINGDOM 335 GERMANY W 347 JAPAN 400 U STATES		116 7917 11315 19348		4186 36406 1325 231047 272964	5606
MFRS OF TIN AND TINPLATE N O P 100 U KINGDOM 231 HONG KONG 234 AUSTRALIA 309 BRAZIL 318 DENMARK 327 FRANCE 335 GERMANY W 347 JAPAN 352 MEXICO 354 NETHRLNDS 359 NORWAY 376 SWITZRLND 400 U STATES		9457 1389 802 576 241359 253583		110559 1550 284 251 143 2132 15696 2555 788 10174 409 156 2185463 2330160	5607
ANVILS AND VISES 100 U KINGDOM 318 DENMARK 335 GERMANY W 347 JAPAN 375 SWEDEN 376 SWITZRLND 400 U STATES		14195 53 2291 300 16428 33267		106541 53 13277 571 653 117 132146 253358	5621
AUGERS BITS AND DRILLS 100 U KINGDOM 234 AUSTRALIA 305 AUSTRIA 318 DENMARK		67140 14438 183		554449 39020 2148 912	5622

IMPORTS INTO CANADA FOR CONSUMPTION

Articles and Countries from which Imported	MONTH OF SEPTEMBER 1955		NINE MONTHS ENDED SEPTEMBER 1955		Class Number
	Quantities	Values (\$)	Quantities	Values (\$)	
327 FRANCE		938		8963	
335 GERMANY W		20025		140212	
344 ITALY		50		321	
347 JAPAN				3411	
354 NETHRLNDS				1248	
375 SWEDEN		2036		11162	
376 SWITZRLND				678	
400 U STATES		118510		906288	
AXES		223320		1668812	
	DOZ				5623
100 U KINGDOM			421	6065	
335 GERMANY W			707	6388	
375 SWEDEN	957	9158	4429	43472	
400 U STATES	22	806	690	13857	
FILES N O P AND RASPS		986	6247	69782	
	DOZ				5624
100 U KINGDOM	1916	6144	25272	73488	
335 GERMANY W	333	896	1513	4915	
344 ITALY	3	106	3	106	
347 JAPAN			600	587	
366 PORTUGAL			1812	3659	
375 SWEDEN	1521	4030	5466	12681	
376 SWITZRLND			452	1244	
400 U STATES	4560	19474	39677	220657	
HACK SAW BLADES		8333	74795	317337	
					5625
100 U KINGDOM		4717		53185	
305 AUSTRIA				439	
335 GERMANY W		728		13395	
375 SWEDEN		394		1152	
400 U STATES		8897		93347	
SAWS N O P		14736		161518	
					5626
100 U KINGDOM		7151		49977	
305 AUSTRIA		73		1039	
306 BELGIUM				377	
327 FRANCE				1684	
335 GERMANY W		4273		74479	
347 JAPAN				237	
359 NORWAY				6723	
375 SWEDEN		5984		154403	
400 U STATES		27545		246815	
WRENCHES		45026		535734	
					5627
100 U KINGDOM		5473		38261	
234 AUSTRALIA				67	
305 AUSTRIA				2276	
318 DENMARK		799		1570	
335 GERMANY W		25630		178606	
347 JAPAN		184		2976	
354 NETHRLNDS		51		885	
359 NORWAY				257	
375 SWEDEN		90		1517	
376 SWITZRLND				435	
400 U STATES		194515		1494733	
ADZES CLEAVERS HATCHETS PLANES		226742		1721583	
					5628
100 U KINGDOM		13274		129551	
234 AUSTRALIA				2418	
305 AUSTRIA		1155		1213	
306 BELGIUM				2547	
317 CZECHO S				1621	
327 FRANCE				496	
335 GERMANY W		23174		179811	
344 ITALY				1051	
347 JAPAN		2897		6702	
354 NETHRLNDS				249	
375 SWEDEN		10705		63105	
376 SWITZRLND				319	
381 ALASKA				217	
400 U STATES		109767		818963	
ENGINEERS PRECISION TOOLS		160972		1208263	
					5629
100 U KINGDOM		22377		253047	
207 UN SO AFR				110	
234 AUSTRALIA				1127	
305 AUSTRIA		221		1376	
317 CZECHO S				548	
318 DENMARK		1943		4536	
327 FRANCE				942	
335 GERMANY W		23930		235532	
344 ITALY		66		1917	
347 JAPAN		6152		95808	
354 NETHRLNOS				585	
375 SWEDEN		1780		45833	
376 SWITZRLND		15680		167979	
381 ALASKA				363	
400 U STATES		258915		3598100	
TOOLS N O P		331064		4407803	
					5630
100 U KINGDOM		43131		351689	
203 B E AFR				440	
231 HONG KONG				333	
234 AUSTRALIA		137		6384	
305 AUSTRIA		686		4279	
317 CZECHO S		1140		2714	

IMPORTS INTO CANADA FOR CONSUMPTION

Articles and Countries from which Imported	MONTH OF SEPTEMBER 1955		NINE MONTHS ENDED SEPTEMBER 1955		Class Number
	Quantities	Values (\$)	Quantities	Values (\$)	
318 DENMARK				2153	
327 FRANCE		163		21786	
335 GERMANY W		30675		229484	
344 ITALY		302		3421	
347 JAPAN		5225		30810	
354 NETHRLNDS				9384	
359 NORWAY				13879	
375 SWEDEN		2645		24628	
376 SWITZRLND		882		5607	
384 P RICO				959	
400 U STATES		521764		4221761	
		606750		4929711	
FILES MANICURE					5631
100 U KINGDOM		60		2396	
327 FRANCE		53		386	
335 GERMANY W		839		6895	
400 U STATES		2086		14338	
		3038		24015	
TOOLS FOR USE IN MACHINES					5632
100 U KINGDOM		18893		302613	
234 AUSTRALIA				2527	
305 AUSTRIA		57		1968	
306 BELGIUM				328	
327 FRANCE				311	
335 GERMANY W		7878		72390	
344 ITALY				947	
354 NETHRLNDS				144	
375 SWEDEN		266		12951	
376 SWITZRLND		187		12694	
400 U STATES		521312		3500831	
		548593		3907704	
AUTOMOBILES FREIGHT NEW	NO				5641
100 U KINGDOM	16	18935	376	494673	
306 BELGIUM			5	4875	
335 GERMANY W	75	75791	759	755712	
400 U STATES	658	2239392	5292	20221666	
	749	2334118	6432	21476926	
AUTOS PASS NEW UNDER 1200 DOL	NO				5642
100 U KINGDOM	964	933129	11765	11126013	
306 BELGIUM			4	3944	
317 CZECHO S			6	4721	
327 FRANCE			7	5369	
335 GERMANY W	611	453322	4222	3176110	
344 ITALY	5	2655	5	2655	
354 NETHRLNDS			1	1128	
400 U STATES	49	58136	896	1053471	
	1629	1447242	16906	15373411	
AUTOS PASS NEW 1200 TO 2100DOL	NO				5643
100 U KINGDOM	26	37498	616	862400	
335 GERMANY W	31	55487	74	128646	
400 U STATES	1679	2832228	11141	18651424	
	1736	2925213	11831	19642470	
AUTOS PASS NEW N O P	NO				5644
100 U KINGDOM	14	49576	201	556227	
335 GERMANY W	11	27927	26	83794	
400 U STATES	340	942211	8551	22619086	
	365	1019714	8778	23259107	
MOTOR OMNIBUSES NEW	NO				5645
335 GERMANY W	9	10255	83	103916	
400 U STATES	52	526919	261	3259746	
	61	537174	344	3363662	
PARTS OF MOTOR BUS BODIES 4381					5646
100 U KINGDOM				12032	
335 GERMANY W		1976		4927	
400 U STATES		252413		2975490	
		254389		2992449	
AXLES BRAKES CLUTCHES TRUCK					5648
100 U KINGDOM		5950		23331	
305 AUSTRIA		2475		3190	
335 GERMANY W		1497		3974	
400 U STATES		957079		11359084	
		967001		11389579	
AUTOMOBILE PARTS N O P					5650
100 U KINGDOM		243188		2119793	
220 BERMUDA				1279	
234 AUSTRALIA				1500	
305 AUSTRIA				690	
317 CZECHO S				541	
327 FRANCE		260		4628	
335 GERMANY W		30938		212176	
344 ITALY		120		120	
354 NETHRLNDS		1071		5524	
375 SWEDEN				3333	
376 SWITZRLND				148	
381 ALASKA				1161	
400 U STATES		14744134		178244610	
		15019711		180595503	
BICYCLES N O P	NO				5651
100 U KINGDOM	5235	103704	72127	1432065	
306 BELGIUM			9	231	
327 FRANCE			1319	23357	
335 GERMANY W	6	89	1520	24629	
344 ITALY			429	11136	
347 JAPAN	24	397	24	397	
354 NETHRLNDS			459	9423	
400 U STATES	74	1175	1326	20399	
	5339	105365	77213	1521637	

IMPORTS INTO CANADA FOR CONSUMPTION

Articles and Countries from which Imported	MONTH OF SEPTEMBER 1955		NINE MONTHS ENDED SEPTEMBER 1955		Class Number
	Quantities	Values (\$)	Quantities	Values (\$)	
BICYCLE PARTS					5652
100 U KINGDOM		22564		377569	
327 FRANCE		267		1439	
335 GERMANY W		4080		33201	
344 ITALY				50	
347 JAPAN				4305	
354 NETHRLNDS				190	
375 SWEDEN		970		3671	
400 U STATES		693		10988	
		28574		431413	
CARS RAILWAY BOX AND FLAT	NO				5653
100 U KINGDOM			12	9880	
400 U STATES			117	137764	
			129	147644	
CARS RAILWAY PASSENGER	NO				5654
400 U STATES	3	281298	71	8382999	
	3	281298	71	8382999	
CARS RAILWAY TANK	NO				5655
400 U STATES	1	1465	8	23653	
	1	1465	8	23653	
CARS RAILWAY N O P	NO				5656
100 U KINGDOM	2	571	108	37690	
400 U STATES	52	3881	211	2964801	
	54	4452	319	3002491	
CARS RAILWAY PARTS OF					5657
100 U KINGDOM		7290		41208	
400 U STATES		137342		1300784	
		144632		1341992	
MOTOR RAIL CARS AND PARTS	NO				5658
100 U KINGDOM		2982	6	120146	
381 ALASKA				293	
400 U STATES	7	831461	16	1982797	
	7	834443	22	2103236	
MOTOR CYCLES SIDE CARS AND PTS	NO				5660
100 U KINGDOM	13	18800	1092	493131	
305 AUSTRIA			2	2249	
306 BELGIUM			2	217	
317 CZECHO S	1	450	84	15166	
327 FRANCE	1	373	1	516	
335 GERMANY W	6	1723	296	65620	
344 ITALY	14	2785	159	32961	
347 JAPAN		614		614	
354 NETHRLNDS	1	179	17	1559	
375 SWEDEN			1	150	
400 U STATES	30	39929	289	297140	
	66	64853	1943	909323	
MOTOR VEHICLES N O P	NO				5661
100 U KINGDOM	21	26242	178	282912	
306 BELGIUM			1	980	
327 FRANCE	1	1225	5	7509	
335 GERMANY W	1	1554	6	6546	
344 ITALY			1	782	
347 JAPAN			1	1700	
352 MEXICO			1	636	
354 NETHRLNDS			1	50	
376 SWITZRLND			1	960	
381 ALASKA			2	514	
400 U STATES	142	266884	1078	1814733	
	165	295905	1275	2117322	
TRACTION ENGINES NOP AND PARTS	NO				5663
400 U STATES				829	
				829	
TRICYCLES N O P	NO				5664
100 U KINGDOM	27	308	168	1652	
335 GERMANY W			300	2985	
344 ITALY			12	67	
347 JAPAN			100	177	
400 U STATES	872	5527	19885	74897	
	899	5835	20465	79778	
FRAMES FOR BICYCLES	NO				5670
100 U KINGDOM			238	1429	
			238	1429	
TRUCKS BODIES FOR STREET CARS					5671
FACTORY WAREHOUSE TRUCKS MOTOR	NO				5672
100 U KINGDOM	14	35467	73	182676	
335 GERMANY W			1	2275	
375 SWEDEN			2	354	
400 U STATES	210	885431	1741	7030688	
	224	920898	1817	7215993	
ROLLER BEARINGS AND PARTS NOP					5680
100 U KINGDOM		86585		477717	
305 AUSTRIA				5269	
327 FRANCE				2515	
335 GERMANY W		11055		119480	
344 ITALY		448		448	
375 SWEDEN		45606		515920	
376 SWITZRLND				7346	
400 U STATES		354165		3052481	
		497859		4181176	
ANCHORS FOR VESSELS	CWT				5681
100 U KINGDOM	127	1541	1551	18105	
400 U STATES	226	5967	1763	47077	
	353	7508	3314	65182	
BALL AND ROLR BRNGS FOR AUTOS					5682
100 U KINGDOM		615		42187	

IMPORTS INTO CANADA FOR CONSUMPTION

Articles and Countries from which Imported	MONTH OF SEPTEMBER 1955		NINE MONTHS ENDED SEPTEMBER 1955		Class Number
	Quantities	Values (\$)	Quantities	Values (\$)	
327 FRANCE				6875	
335 GERMANY W				8872	
375 SWEDEN		214		1202	
400 U STATES		259858		2165493	
BALLS ROLLERS FOR BEARINGS		260687		2224629	
100 U KINGDOM				1937	5683
335 GERMANY W		6278		18895	
375 SWEDEN		13074		74186	
400 U STATES		35530		344825	
BURNISHING BALLS		54882		439843	
100 U KINGDOM		691		3992	5684
400 U STATES		3842		11289	
BALL BEARINGS AND PARTS N O P		4533		15281	
100 U KINGDOM		47352		327290	5685
305 AUSTRIA		1048		33786	
306 BELGIUM				74	
327 FRANCE				1534	
335 GERMANY W		48318		240361	
375 SWEDEN		48429		291642	
376 SWITZRLND				449	
400 U STATES		343822		2899364	
BOTTLES STEEL FOR GAS		488969		3794500	
100 U KINGDOM		2310		119431	5686
220 BERMUOA		200		8330	
224 JAMA ICA		60		708	
227 BAHAMAS		500		1330	
334 ST PIERRE		60		120	
381 ALASKA				141	
400 U STATES		54910		670137	
BAYONETS SWORDS FOILS MASKS		58040		800197	
100 U KINGDOM		2579		12576	5687
327 FRANCE				119	
335 GERMANY W				537	
400 U STATES				1271	
MATERIALS FOR CREAM SEPARATORS		2579		14503	
DRUMS CYLINDERS BARRELS TANKS					5688
100 U KINGDOM		8253		183771	5690
224 JAMA ICA				4881	
335 GERMANY W		5532		25193	
381 ALASKA		53		4334	
400 U STATES		188575		179093	
FRAMES FOR PURSES RETICULES		202413		2008272	
100 U KINGDOM		1859		52374	5691
306 BELGIUM		2446		39733	
327 FRANCE				1587	
335 GERMANY W		2586		56407	
344 ITALY				3920	
372 SPAIN		1188		2016	
400 U STATES		19034		134754	
FURNITURE OF METAL		27113		290791	
100 U KINGDOM		23129		202727	5692
231 HONG KONG				269	
318 DENMARK		73		4179	
327 FRANCE		82		1659	
335 GERMANY W		594		10402	
344 ITALY		73		2113	
347 JAPAN		297		1621	
354 NETHRLNDS		561		6165	
372 SPAIN				443	
375 SWEDEN		120		3830	
376 SWITZRLNO				6044	
381 ALASKA		50		550	
400 U STATES		629413		5183993	
MATERIALS FOR BUOYS		654392		5423995	
100 U KINGDOM				5336	5693
375 SWEDEN				2073	
400 U STATES		5924		51583	
GOLF SHAFTS OF SEAMLESS STEEL		5924		58992	
100 U KINGDOM		17097		106366	5694
400 U STATES				12138	
MATERIALS FOR RIFLES		17097		118504	
METAL PARTS FOR SHOTGUNS					5695
400 U STATES				1627	5696
GUN BARRELS ROUGH BORED				1627	
375 SWEDEN		3150		3150	5697
400 U STATES		52		1762	
GUNS RIFLES AIR GUNS FIREARMS		3202		4912	
100 U KINGDOM		3520		38363	5698
305 AUSTRIA				329	
306 BELGIUM				4988	
317 CZECHO S				1634	

IMPORTS INTO CANADA FOR CONSUMPTION

Articles and Countries from which Imported	MONTH OF SEPTEMBER 1955		NINE MONTHS ENDED SEPTEMBER 1955		Class Number
	Quantities	Values (\$)	Quantities	Values (\$)	
318 DENMARK				268	
326 FINLAND				249	
327 FRANCE				4635	
335 GERMANY W		1626		11427	
344 ITALY				1604	
347 JAPAN				173	
372 SPAIN				2381	
376 SWITZRLND				1000	
381 ALASKA				100	
400 U STATES		49523		411663	
		54669		478814	
GUNS NOT MADE IN CANADA					5699
100 U KINGDOM		19693		52169	
305 AUSTRIA				4591	
306 BELGIUM		7099		92069	
317 CZECHO S		11772		16821	
318 DENMARK		50		845	
326 FINLAND				505	
327 FRANCE		51		1859	
335 GERMANY W		10655		27659	
344 ITALY		4951		7267	
354 NETHRLNDS				217	
372 SPAIN		7789		13986	
375 SWEDEN		8236		70511	
376 SWITZRLND				1781	
384 P RICO				765	
390 GERMANY E				256	
400 U STATES		607218		2641870	
		677514		2933171	
KNIFE FORK SCISSORS BLANKS					5700
100 U KINGDOM				384	
400 U STATES		10800		78144	
		10800		78528	
METAL PARTS LOOSELEAF BINDERS					5701
100 U KINGDOM				45868	
390 GERMANY E				105	
400 U STATES		29850		284438	
		29850		330411	
MAGIC LANTERNS AND SLIDES					5702
100 U KINGDOM				25000	
327 FRANCE				237	
335 GERMANY W		1005		9792	
347 JAPAN				695	
400 U STATES		85444		552581	
		86449		588305	
PRESSED STEEL BELT PULLEYS					5703
100 U KINGDOM		1123		5563	
400 U STATES		21505		121789	
		22628		127352	
RAILWAY TIES FISH PLATES IRON					5704
100 U KINGDOM	CWT	5038	25737	20514	116894
306 BELGIUM		178	1013	389	2260
335 GERMANY W		16	71	28	132
354 NETHRLNDS				28	154
381 ALASKA				40	137
400 U STATES		2002	16579	47045	283517
		7234	43400	68044	403094
RAILWAY INTERSECTION LAYOUTS					5705
100 U KINGDOM			274	840	
381 ALASKA				210	
400 U STATES			8999	75606	
			9273	76656	
SAFES AND DOORS FOR VAULTS					5706
100 U KINGDOM			10703	161039	
335 GERMANY W				7712	
359 NORWAY			210	2002	
400 U STATES			75868	756700	
			86781	927453	
SCALES BALANCES WEIGHING BEAMS					5707
100 U KINGDOM			15475	64142	
306 BELGIUM				20914	
317 CZECHO S				148	
335 GERMANY W			3082	133616	
354 NETHRLNDS				7008	
359 NORWAY				315	
375 SWEDEN			186	14668	
376 SWITZRLND			16719	40558	
400 U STATES			226357	2333685	
			261819	2515054	
STEEL WOOL					5708
100 U KINGDOM				1439	
400 U STATES			14294	106560	
			14294	107999	
LATH OF IRON OR STEEL					5709
100 U KINGDOM	CWT	42	507	2925	29975
400 U STATES		5212	63978	16872	202507
		5254	64485	19797	232482
VALVES IRON OR STEEL N O P					5713
100 U KINGDOM			24588	369643	
305 AUSTRIA			861	4150	
318 DENMARK			131	509	
335 GERMANY W				9087	
354 NETHRLNDS				7773	
375 SWEDEN				609	
400 U STATES			624558	5017955	
			650138	5409726	

IMPORTS INTO CANADA FOR CONSUMPTION

Articles and Countries from which Imported	MONTH OF SEPTEMBER 1955		NINE MONTHS ENDED SEPTEMBER 1955		Class Number
	Quantities	Values (\$)	Quantities	Values (\$)	
MANUFACTURES OF IRON STEEL NOP					5714
100 U KINGDOM		397860		3739150	
225 TRINIDAD		143		815	
231 HONG KONG		1240		1369	
234 AUSTRALIA		135		135	
305 AUSTRIA		152		7719	
306 BELGIUM		2964		8302	
317 CZECHOS		771		771	
318 DENMARK		780		3867	
327 FRANCE		2849		35102	
335 GERMANY W		34950		327982	
344 ITALY		1306		231986	
347 JAPAN		18021		94023	
354 NETHRLNDS		3800		72911	
359 NORWAY		171		29841	
372 SPAIN		918		1449	
375 SWEDEN		22973		208189	
376 SWITZRLND		4271		30694	
381 ALASKA		130		2432	
384 P RICO				709	
39D GERMANY E		151		308	
400 U STATES		5410198		42868748	
		5903783		47666502	
COOKING STOVES COAL OR WOOD	NO				5715
100 U KINGDOM			48	5488	
400 U STATES	269	9346	1104	34145	
	269	9346	1152	39633	
COOKING STOVES ELEC OVER 25DOL	NO				5716
100 U KINGDOM			1	123	
400 U STATES	1779	198806	15698	1882234	
	1779	198806	15699	1882357	
COOKING STOVES GAS DVER 10 DDL	NO				5717
100 U KINGDOM	8	447	10	513	
335 GERMANY W			3	576	
400 U STATES	3400	242736	20495	1614506	
	3408	243183	20508	1615595	
COOKING STOVES OIL DVER 10 DOL	NO				5718
100 U KINGDOM			1	56	
400 U STATES	482	21254	2393	96740	
	482	21254	2394	96796	
FURNACES DOMESTIC HOT WATER					5719
100 U KINGDOM		247		247	
400 U STATES		74450		531351	
		74697		531598	
FURNACES DOMESTIC WARM AIR	NO				5720
400 U STATES	4622	631281	24047	3287692	
	4622	631281	24047	3287692	
OIL BURNERS	NO				5721
100 U KINGDOM			6	2389	
400 U STATES	897	112083	6057	605923	
	897	112083	6063	608312	
RADIATORS CAST IRON	SQ FT				5722
400 U STATES			17014	7004	
			17014	7004	
ELECTRIC COOKING APPARATUS NOP					5723
100 U KINGDOM		26303		158179	
305 AUSTRIA				875	
335 GERMANY W				3041	
344 ITALY		3083		6501	
376 SWITZRLND				867	
400 U STATES		295245		2312257	
		324631		2481720	
HEATING COOKING APPARATUS NOP					5724
100 U KINGDOM		6239		21031	
335 GERMANY W				6449	
354 NETHRLNDS		108		338	
375 SWEDEN				2266	
381 ALASKA				240	
400 U STATES		375968		1684844	
		382315		1715168	
PARTS HEATING AND COOKING APP					5725
100 U KINGDOM		924		21532	
318 DENMARK				440	
335 GERMANY W				3631	
375 SWEDEN		109		4335	
400 U STATES		1098828		8177542	
		1099931		8207480	
OVENS COMMERCIAL BAKERY					5726
100 U KINGDOM				122763	
400 U STATES		23481		366931	
		23481		489694	
GAS STOVE THERMOSTATS LIGHTERS					5727
100 U KINGDOM				462	
400 U STATES		9403		65496	
		9403		65958	
HEATERS OIL 20 DOLLARS OR OVER	NO				5728
100 U KINGDOM			10	277	
306 BELGIUM			3	113	
400 U STATES	3873	166175	19070	819291	
	3873	166175	19083	819681	
METAL STAMPINGS FOR BATHTUBS	CWT				5729
400 U STATES	8467	149565	66209	1123531	
	8467	149565	66209	1123531	
INDUSTRIAL FURNACES AND PARTS					5730
100 U KINGDOM		8401		188002	
335 GERMANY W				2867	

IMPORTS INTO CANADA FOR CONSUMPTION

Articles and Countries from which Imported	MONTH OF SEPTEMBER 1955		NINE MONTHS ENDED SEPTEMBER 1955		Class Number
	Quantities	Values (\$)	Quantities	Values (\$)	
375 SWEDEN		221		1057	
376 SWITZRLND		745		745	
400 U STATES		133375		1417554	
		141997		1610225	
RANGE OIL BURNERS					5731
400 U STATES	NO				
	1053	31365	2050	63941	
	1053	31365	2050	63941	
WATER HEATER PARTS					5733
100 U KINGDOM				1757	
335 GERMANY W				1284	
400 U STATES		33357		255426	
		33357		258467	
WATER HEATERS GAS					5734
100 U KINGDOM	NO				
	30	1432	448	25921	
335 GERMANY W			432	20942	
354 NETHRLNDS		2725	217	12086	
400 U STATES		1994	13071	654474	
	2038	103775	14168	713423	
WATER HEATERS ELECTRIC					5735
100 U KINGDOM	NO				
	4	302	123	5617	
335 GERMANY W		114	2936	7162	
400 U STATES		1446	15464	736600	
	1522	73045	18523	749379	
WATER HEATERS N O P					5736
100 U KINGDOM	NO			5	
				484	
335 GERMANY W				6	
				478	
400 U STATES		507	2928	172792	
	507	24983	2939	173754	

IMPORTS INTO CANADA FOR CONSUMPTION

Articles and Countries from which Imported	MONTH OF SEPTEMBER 1955		NINE MONTHS ENDED SEPTEMBER 1955		Class Number
	Quantities	Values (\$)	Quantities	Values (\$)	
<u>GROUP 6</u>					
NONFERROUS METALS AND PRODUCTS					
ALUMINA N O P					
100 U KINGDOM	CWT 448	770	1688	5768	6001
221 B GUIANA	194751	165318	1159072	960665	
356 SURINAM	78364	63338	976367	788772	
400 U STATES	93816	91692	654605	924402	
	367379	321118	2791732	2679607	
BAUXITE ALUMINA FOR REFINING					
221 B GUIANA	CWT 5974640	1341809	24487187	5353898	6002
224 JAMAICA	443660	1258180	1808263	5005595	
328 FR AFRICA	666101	181266	6722446	1829497	
347 JAPAN			285499	867925	
356 SURINAM	1477077	375064	6577529	1695248	
400 U STATES	77	1386	1162	3465	
	8561555	3157705	39882086	14755628	
CRYOLITE OR KRYOLITE					
400 U STATES	CWT		1583	20051	6003
			1583	20051	
ALUMINUM PIGS INGOTS BLOCKS					
100 U KINGDOM	CWT 6	202	61	1870	6004
400 U STATES	167	6353	831	25056	
	173	6555	892	26926	
ALUMINUM SCRAP					
400 U STATES	CWT 88	995	1291	12979	6005
	88	995	1291	12979	
ALUMINUM ANGLES CHANNELS BEAMS					
100 U KINGDOM	CWT 557	24263	5500	204941	6006
400 U STATES	836	57861	5561	343795	
	1393	82124	11061	548736	
ALUMINUM BAR ROD AND WIRE ROOS					
100 U KINGDOM	CWT 132	9666	4716	171782	6007
335 GERMANY W			8	1494	
375 SWEDEN			10	232	
400 U STATES	330	18631	7800	344163	
	462	28297	12534	517671	
ALUMINUM LEAF OR FOIL					
100 U KINGDOM		6479		68118	6009
305 AUSTRIA		929		1424	
335 GERMANY W				3826	
376 SWITZRLND				1663	
400 U STATES		26369		403016	
		33777		478047	
ALUMINUM PIPES AND TUBES					
100 U KINGDOM	CWT 861	44767	7815	337891	6010
207 UN SO AFR			14	903	
335 GERMANY W			1	68	
400 U STATES	274	15371	3809	236085	
	1135	60138	11639	574947	
ALUMINUM PLATES SHEETS STRIPS					
100 U KINGDOM	CWT 2421	82035	17915	604073	6011
376 SWITZRLND	22	930	56	2427	
400 U STATES	4861	210535	22740	1070273	
	7304	293500	40711	1676773	
ALUMINUM POWDER					
100 U KINGDOM	LB 32465	11347	98611	32688	6012
335 GERMANY W			39695	15553	
375 SWEDEN			1595	551	
400 U STATES	9725	4968	188521	61581	
	42190	16315	328422	110373	
ALUMINUM WIRE AND CABLE					
100 U KINGDOM	CWT		210	12678	6013
400 U STATES	5	262	1195	61652	
	5	262	1405	74330	
ALUMINUM HOUSEHOLD HOLLOW WARE					
100 U KINGDOM		3170		49287	6014
335 GERMANY W		499		3545	
344 ITALY		21649		252538	
347 JAPAN		405		16798	
376 SWITZRLND				980	
400 U STATES		124762		1152278	
		150485		1475426	
ALUMINUM MANUFACTURES N O P					
100 U KINGDOM		89122		794793	6015
231 HONG KONG				813	
305 AUSTRIA		148		1236	
306 BELGIUM				376	
318 DENMARK				279	
327 FRANCE		920		6044	
335 GERMANY W		4827		30038	
344 ITALY		8208		20741	
347 JAPAN		3748		21009	
354 NETHRLNDS		1022		5588	
375 SWEDEN		9650		26980	
376 SWITZRLND		1051		8515	
400 U STATES		1032275		7173182	
		1150971		8089594	
BRASS IN BLOCKS INGOTS OR PIGS					
400 U STATES	CWT 5	340	77	4788	6021
	5	340	77	4788	

IMPORTS INTO CANADA FOR CONSUMPTION

Articles and Countries from which Imported		MONTH OF SEPTEMBER 1955		NINE MONTHS ENDED SEPTEMBER 1955		Class Number
		Quantities	Values (\$)	Quantities	Values (\$)	
BRASS SCRAP						6 022
	100 U KINGDOM	CWT		6	72	
	352 MEXICO			79	2019	
	400 U STATES					
		39	1077	887	17943	
		39	1077	972	20034	
BRASS IN BARS AND RODS						6 023
	100 U KINGDOM	CWT		800	29890	
	400 U STATES			1513	68823	
		142	1547	2313	98713	
		174	10545			
BRASS IN STRIPS SHEETS PLATES						6 024
	100 U KINGDOM	CWT		6105	223498	
	306 BELGIUM			120	5151	
	400 U STATES			1599	114933	
		424	31556	7824	343582	
		1041	56370			
BRASS TUBING						6 025
	100 U KINGDOM	CWT		1734	93815	
	335 GERMANY W			134	13727	
	376 SWITZRLND			25	1483	
	400 U STATES			6287	448109	
		718	52288	8180	557134	
		767	55486			
METAL CAPS FOR ELEC BATTERIES						6 026
	400 U STATES					
			2542		36366	
			2542		36366	
BRASS CUPS FOR PAPER CARTRIDGE						6 027
BRASS OR BRONZE COIN LOCKS						6 029
	400 U STATES					
			166		1004	
			166		1004	
BRASS HAND PUMPS N O P						6 030
	100 U KINGDOM				109	
	400 U STATES				21571	
			449		21680	
			449		21680	
BRASS VALVES						6 031
	100 U KINGDOM		10614		94787	
	318 DENMARK		4738		35403	
	335 GERMANY W		6796		10528	
	344 ITALY		370		16136	
	347 JAPAN				15250	
	359 NORWAY				4586	
	360 ISRAEL				691	
	375 SWEDEN		7435		74687	
	400 U STATES		296183		2514010	
			326136		2766078	
BRASS METERS AND PARTS						6 032
	100 U KINGDOM				7587	
	400 U STATES				183609	
			29206		191196	
			29206		191196	
BRASS WIRE N O P						6 033
	100 U KINGDOM	LB	4480	1918	19384	9237
	400 U STATES		100	83	7748	7098
			4580	2001	27132	16335
BRASS WIRE CLOTH OR WOVEN WIRE						6 034
	100 U KINGDOM			3179	6218	
	335 GERMANY W				29304	
	347 JAPAN				241	
	354 NETHRLNDS				382	
	375 SWEDEN				7809	
	400 U STATES				33175	
			456		77129	
			3635		77129	
BRASS MANUFACTURES N O P						6 035
	100 U KINGDOM		48072		519161	
	215 INDIA		617		11359	
	223 BARBADOS				146	
	231 HONG KONG		4958		34663	
	305 AUSTRIA		94		2240	
	306 BELGIUM		1175		5094	
	317 CZECHO S				155	
	318 DENMARK		191		10002	
	327 FRANCE		620		13782	
	335 GERMANY W		10324		63119	
	336 GREECE				181	
	344 ITALY		11663		69822	
	347 JAPAN		4379		41493	
	352 MEXICO		126		126	
	353 MOROCCO				162	
	354 NETHRLNDS		3186		48869	
	360 ISRAEL				3380	
	371 THAILAND				240	
	372 SPAIN				274	
	375 SWEDEN		2380		10565	
	376 SWITZRLND		671		2030	
	389 IRELAND				4581	
	390 GERMANY E				72	
	400 U STATES		1122874		8570800	
			1211330		9412316	
BRASS WIRE FOR FOURDRINIER						6 036
	400 U STATES				15982	
					15982	
COPPER IN BLOCKS PIGS INGDTS						6 042
	400 U STATES	CWT		679	27791	
		626	25518	679	27791	
		626	25518	679	27791	
COPPER SCRAP						6 043
	352 MEXICO	CWT		143	3933	
	400 U STATES			10640	372723	
		6673	257553	10783	376656	
		6673	257553	10783	376656	

IMPORTS INTO CANADA FOR CONSUMPTION

119

Articles and Countries from which Imported	MONTH OF SEPTEMBER 1955		NINE MONTHS ENDED SEPTEMBER 1955		Class Number
	Quantities	Values (\$)	Quantities	Values (\$)	
COPPER BARS FOR ELECTRIC WIRES 400 U STATES	CWT 527	19255	16198	494834	6044
COPPER IN BARS OR RODS N O P 400 U STATES	CWT 34	2526	934	33114	6046
COPPER IN STRIPS SHEETS PLATES 100 U KINGDOM 400 U STATES	CWT 703	35073	3065	144673	6047
COPPER TUBING 100 U KINGDOM 400 U STATES	CWT 1237	82242	2470	156293	6048
COPPER ROLLERS FOR WALL PAPER 100 U KINGDOM 400 U STATES	CWT 1940	117315	5535	300966	6049
COPPER WIRE N O P 100 U KINGDOM 400 U STATES	CWT 121	10966	2111	103140	6050
COPPER WIRE CLOTH WOVEN WIRE 100 U KINGDOM 335 GERMANY W 347 JAPAN 400 U STATES	LB 509	447	11801	2039	6051
COPPER MANUFACTURES OF N O P 100 U KINGDOM 215 INDIA 305 AUSTRIA 306 BELGIUM 318 DENMARK 327 FRANCE 335 GERMANY W 342 IRAN 344 ITALY 347 JAPAN 352 MEXICO 354 NETHRLNDS 360 ISRAEL 375 SWEDEN 376 SWITZRLNO 400 U STATES	LB 6588	6646	61695	35486	6052
LEAD IN PIGS AND BLOCKS 100 U KINGDOM 400 U STATES	LB 7097	7093	73496	37525	6061
LEAD OLD AND SCRAP 224 JAMAICA 400 U STATES	LB 509	447	11801	2039	6062
LEAD IN BARS AND SHEETS 100 U KINGDOM 306 BELGIUM 335 GERMANY W 400 U STATES	LB 6588	6646	61695	35486	6063
LEAD PIPE 100 U KINGDOM 327 FRANCE 335 GERMANY W 354 NETHRLNDS 400 U STATES	LB 7097	7093	73496	37525	6064
LEAD CAPSULES FDR BOTTLES 100 U KINGDOM 327 FRANCE 335 GERMANY W 354 NETHRLNDS 400 U STATES	LB 509	447	11801	2039	6065
LEAD SHOT AND BULLETS 100 U KINGDOM	LB 6588	6646	61695	35486	6066
TEA LEAD	LB 7097	7093	73496	37525	6067
LEAD MANUFACTURES N O P 100 U KINGDOM 335 GERMANY W 347 JAPAN 354 NETHRLNDS 400 U STATES	LB 509	447	11801	2039	6068
RODS 90 PC NICKEL FOR WIRE 400 U STATES	LB 6588	6646	61695	35486	6070
NICKEL NICKEL SILVER IN INGOTS 400 U STATES	LB 7097	7093	73496	37525	6071
NICKEL BARS RODS STRIPS SHEETS 100 U KINGDOM 359 NORWAY 400 U STATES	LB 509	447	11801	2039	6072
NICKEL SILVER BARS RODS STRIPS 400 U STATES	LB 6588	6646	61695	35486	6073

IMPORTS INTO CANADA FOR CONSUMPTION

Articles and Countries from which imported	MONTH OF SEPTEMBER 1955		NINE MONTHS ENDED SEPTEMBER 1955		Class Number
	Quantities	Values (\$)	Quantities	Values (\$)	
NICKEL CHROMIUM IN BARS RODS	LB				
100 U KINGDOM			20044	24359	6074
400 U STATES	6259	9142	41913	64314	
	6259	9142	61957	88673	
NICKEL MANUFACTURES NOT PLATED					
100 U KINGDOM		984		17978	6075
327 FRANCE				209	
335 GERMANY W				178	
344 ITALY		232		586	
354 NETHRLNDS				513	
359 NORWAY				96	
400 U STATES		27066		141390	
		28282		160950	
NICKEL AND PLATED HOLLOW WARE					
100 U KINGDOM				163	6076
400 U STATES		555		1686	
		555		1849	
NICKEL PLATED WARE N O P					
100 U KINGDOM		20772		192800	6077
215 INDIA				895	
231 HONG KONG				598	
234 AUSTRALIA				53	
305 AUSTRIA		655		10459	
306 BELGIUM				1183	
318 DENMARK				223	
327 FRANCE		205		3012	
335 GERMANY W		26196		175147	
344 ITALY		788		13472	
347 JAPAN		7286		41646	
354 NETHRLNDS		615		11769	
375 SWEDEN		56		386	
376 SWITZRLND				754	
400 U STATES		117014		950455	
		173787		1402852	
ELECTRO PLATED WARE GILT WARE					
100 U KINGDOM		89374		712345	6082
207 UN SO AFR				415	
215 INDIA				1836	
231 HONG KONG		3534		27365	
234 AUSTRALIA				3649	
305 AUSTRIA		915		15947	
306 BELGIUM		50		718	
317 CZECHO S				2924	
318 DENMARK		111		111	
327 FRANCE		540		7402	
335 GERMANY W		48250		288327	
344 ITALY		19156		87245	
347 JAPAN		97594		531933	
352 MEXICO				116	
354 NETHRLNDS		735		6192	
375 SWEDEN		460		4889	
376 SWITZRLND		539		5110	
400 U STATES		1126905		9207820	
		1388163		10904344	
GOLD SILVER SWEEPS GOLD FRINGE					
100 U KINGDOM				9007	6084
327 FRANCE		941		7652	
335 GERMANY W				309	
400 U STATES		231		16658	
		1172		33626	
GOLD SILVER DUTCH METAL LEAF					
100 U KINGDOM		3779		35607	6085
335 GERMANY W		1393		4823	
344 ITALY				178	
400 U STATES		8021		56946	
		13193		97554	
GOLO MANUFACTURES N O P					
100 U KINGDOM		1245		3800	6086
327 FRANCE				208	
335 GERMANY W		57		3351	
376 SWITZRLND				1340	
400 U STATES		12413		65181	
		13715		73880	
PLATINUM PALLADIUM IRIDIUM					
100 U KINGDOM		1075281		11639227	6087
224 JAMAICA		1875		1875	
400 U STATES		5631		133484	
		1082787		11774586	
PLATINUM CRUCIBLES					
400 U STATES		90581		1016925	6088
		90581		1016925	
PLAT RETORT FOR SULPHURIC ACID					6089
BLACK OXIDE COPPER FOR COLOURS	LB				
100 U KINGDOM			4000	1729	6090
			4000	1729	
SILVER UNMANUFACTURED	OZ				
400 U STATES			76853	66017	6091
			76853	66017	
COIN FOREIGN EXCEPT GOLD					6092
TOILET ARTICLES OF STERLING					
100 U KINGDOM		8157		13874	6093
318 DENMARK		71		71	
335 GERMANY W				844	
400 U STATES		909		3044	
		9137		17833	

IMPORTS INTO CANADA FOR CONSUMPTION

121

Articles and Countries from which Imported	MONTH OF SEPTEMBER 1955		NINE MONTHS ENDED SEPTEMBER 1955		Class Number
	Quantities	Values (\$)	Quantities	Values (\$)	
SILVER MANUFACTURES N O P					6 0 9 4
100 U KINGDOM		4 3 7 7 1		2 9 0 7 0 7	
203 B E AFR		6 3		6 3	
215 INDIA				2 3 0	
231 HONG KONG				2 0 5	
306 BELGIUM				5 6	
317 CZECHO S				3 8 7	
318 DENMARK		4 7 5 4		2 1 9 6 5	
327 FRANCE		8 4		1 1 4 3	
335 GERMANY W		1 3 8 5		9 8 5 5	
344 ITALY		3 7 4		5 0 9 2	
347 JAPAN		1 5 0		4 0 7 7	
352 MEXICO		1 4 2		4 5 1 4	
354 NETHRLNDS		9 1		1 9 8	
359 NORWAY				4 6 3	
375 SWEDEN		6 4 9		3 3 1 9	
376 SWITZRLND				5 6 2	
388 YUGO SLAV				3 9 2	
400 U STATES		2 7 7 1 6		1 8 9 5 5 1	
		7 9 1 7 9		5 3 2 7 7 9	
TIN BLOCKS PIGS OR BARS	CWT				6 1 0 1
100 U KINGDOM	2 2 8 1	2 1 2 5 8 2	7 6 9 3	7 0 3 7 4 0	
218 MALAYA	2 1 2 0	2 0 2 5 3 9	1 7 0 0 4	1 5 3 3 7 9 1	
306 BELGIUM	2 2 4 0	2 0 7 4 1 9	1 6 8 7 8	1 5 0 2 0 4 5	
354 NETHRLNDS	3 2 4 8	2 9 0 5 1 2	7 2 7 7	6 4 7 7 2 3	
400 U STATES	2 1	2 2 7 7	1 7 2 2 6	1 5 5 0 4 7 3	
	9 9 1 0	9 1 5 3 2 9	6 6 0 7 8	5 9 3 7 7 7 2	
TINFOIL	LB				6 1 0 2
100 U KINGDOM			1 8 2	1 1 9	
335 GERMANY W			2 4 6	3 5 3	
400 U STATES	2 2 8 8	2 7 4 5	2 8 6 5 9	3 2 9 0 1	
	2 2 8 8	2 7 4 5	2 9 0 8 7	3 3 3 7 3	
COLLAPSIBLE TUBES OF METAL					6 1 0 3
100 U KINGDOM		4 0 5		4 0 5	
400 U STATES		2 9 6 2		7 0 0 2 6	
		3 3 6 7		7 0 4 3 1	
ZINC SPELTER	CWT				6 1 1 1
ZINC BLOCKS PIGS BARS PLATES	CWT				6 1 1 2
100 U KINGDOM			5 0	9 7 5	
306 BELGIUM			4 4	5 9 5	
400 U STATES	6 4	1 8 4 5	6 4 5	1 9 4 0 9	
	6 4	1 8 4 5	7 3 9	2 0 9 7 9	
ZINC STRIP AND SHEETS	CWT				6 1 1 3
100 U KINGDOM	1 5 7	2 7 4 8	3 3 4	5 5 5 0	
306 BELGIUM	7 2 3	1 1 6 0 4	4 5 2 1	6 9 4 5 5	
335 GERMANY W	1 4 4 9	2 6 0 0 5	7 5 8 7	1 2 9 5 1 3	
400 U STATES	1 6 9 6	4 1 7 3 3	1 4 8 2 2	3 6 7 6 8 3	
	4 0 2 5	8 2 0 9 0	2 7 2 6 4	5 7 2 2 0 1	
ZINC DUST	CWT				6 1 1 5
100 U KINGDOM	7 2 0	1 0 4 1 5	2 4 5 9	3 6 0 1 8	
306 BELGIUM			6 0	1 1 1 5	
400 U STATES	1 1 0	1 8 8 2	2 7 8 2	4 4 9 7 3	
	8 3 0	1 2 2 9 7	5 3 0 1	8 2 1 0 6	
ZINC MANUFACTURES N O P					6 1 1 6
100 U KINGDOM		1 0 8 6		1 3 9 0 2	
306 BELGIUM				1 3 7 3	
327 FRANCE				5 2 5	
335 GERMANY W		3 7 7 5		1 0 5 9 5	
354 NETHRLNDS				1 5 4 2	
359 NORWAY				2 1 5	
400 U STATES		1 7 4 6 7 8		1 4 2 1 6 3 7	
		1 7 9 5 3 9		1 4 4 9 7 8 9	
ZINC SLUGS FOR ORY BATTERIES					6 1 1 7
400 U STATES		4 1 1 3 3		2 5 9 7 8 4	
		4 1 1 3 3		2 5 9 7 8 4	
BABBITT METAL IN BLOCKS BARS	CWT				6 1 2 1
100 U KINGDOM			4 1	2 8 1 8	
400 U STATES	1 8	1 2 6 1	2 8 1	2 3 5 4 0	
	1 8	1 2 6 1	3 2 2	2 6 3 5 8	
BRITANNIA METAL PIGS BLOCKS	CWT				6 1 2 2
BRITANNIA METAL MANUFACTURES					6 1 2 3
100 U KINGDOM				2 5 7 6	
318 DENMARK				1 3 1 9	
344 ITALY				9 4	
400 U STATES		3 1 5		9 8 7 2	
		3 1 5		1 3 8 6 1	
CHROMIUM TUNGSTEN FOR ALLOYS	LB				6 1 2 4
100 U KINGDOM	4 4 6 3 6	3 2 2 3 0	2 1 2 9 6 3	1 5 5 7 3 9	
354 NETHRLNDS			5	1 6 7	
400 U STATES	3 6 8 1	1 7 7 3 4	8 7 1 6 4	2 7 4 0 3 7	
	4 8 3 1 7	4 9 9 6 4	3 0 0 1 3 2	4 2 9 9 4 3	
ALLOY SLUGS CAST WITH DIAMONDS					6 1 2 5
400 U STATES		9 8 6		1 5 4 2 1	
		9 8 6		1 5 4 2 1	
PHOSPHOR TIN PHOSPHOR BRONZE	LB				6 1 2 6
100 U KINGDOM	1 6 0 2 9	1 0 4 5 8	2 2 2 8 6 6	1 4 1 8 7 5	
335 GERMANY W			2 0 5 6 7 4	1 4 3 3 4 2	
400 U STATES	6 5 7	8 8 8	2 0 3 5 2 0	1 9 2 5 2 0	
	1 6 6 8 6	1 1 3 4 6	6 3 2 0 6 0	4 7 7 7 3 7	
ALLOYS OF COPPER					6 1 2 9
100 U KINGDOM				6 6 1 5	
335 GERMANY W				2 6 9 7	
400 U STATES		1 2 3 5 8		2 0 3 0 6 9	
		1 2 3 5 8		2 1 2 3 8 1	

IMPORTS INTO CANADA FOR CONSUMPTION

Articles and Countries from which Imported	MONTH OF SEPTEMBER 1955		NINE MONTHS ENDED SEPTEMBER 1955		Class Number
	Quantities	Values (\$)	Quantities	Values (\$)	
ALLOYS OF MAGNESIUM					6130
100 U KINGDOM		3150		7090	
400 U STATES		14237		144853	
		17387		151943	
CLOCKS					6131
100 U KINGDOM	NO	9675	17284	46462	
231 HONG KONG	3139		42	76	
305 AUSTRIA			53	111	
306 BELGIUM			29	299	
318 DENMARK		387	16	1192	
327 FRANCE	6526	9223	6812	10795	
335 GERMANY W	30169	72110	231552	558487	
344 ITALY			8	323	
347 JAPAN			106	839	
354 NETHRLNDS			10	115	
375 SWEDEN	19	434	46	1213	
376 SWITZRLND	981	5604	6710	34641	
400 U STATES	13224	64851	103871	530836	
	54064	162284	366539	1185389	
CLOCK MOVEMENTS AND CASES					6132
100 U KINGDOM		1117		18745	
335 GERMANY W		354		9664	
376 SWITZRLND		618		9139	
400 U STATES		6135		90121	
		8224		127669	
PARTS OF CLOCK MOVEMENTS					6133
100 U KINGDOM		231		12370	
306 BELGIUM				57	
327 FRANCE				249	
335 GERMANY W		9363		14586	
359 NORWAY				1546	
376 SWITZRLND		52		6112	
400 U STATES		29081		312546	
		38727		347466	
TIME RECORDERS					6134
100 U KINGDOM		878		7818	
225 TRINIDAD		1765		4632	
306 BELGIUM				69	
335 GERMANY W				483	
337 GUATEMALA				740	
354 NETHRLNDS				119	
375 SWEDEN				393	
376 SWITZRLND				1364	
400 U STATES		10675		169458	
		13318		185076	
WATCHES					6135
100 U KINGDOM		4626		14043	
305 AUSTRIA				752	
327 FRANCE		82		14801	
335 GERMANY W		6576		37271	
344 ITALY				473	
347 JAPAN				415	
354 NETHRLNDS				776	
376 SWITZRLND		178380		907065	
387 VENEZUELA				150	
400 U STATES		2823		34112	
		192487		1009858	
WATCH CASES AND PARTS					6136
100 U KINGDOM		1350		17038	
231 HONG KONG				743	
305 AUSTRIA				160	
327 FRANCE		13868		87499	
335 GERMANY W		8414		45729	
376 SWITZRLND		34826		189563	
400 U STATES		66192		570949	
		124650		911681	
WATCH ACTIONS AND MOVEMENTS					6137
100 U KINGDOM		1760		129876	
305 AUSTRIA				458	
327 FRANCE		2215		17535	
335 GERMANY W		22690		93200	
376 SWITZRLND		387542		2468135	
400 U STATES		30561		147760	
		444768		2856964	
PARTS OF WATCH MOVEMENTS					6138
100 U KINGDOM		2980		37464	
327 FRANCE		1104		10863	
335 GERMANY W		991		15849	
376 SWITZRLND		48506		308074	
400 U STATES		15904		130171	
		69485		502421	
BATTERIES FLASHLIGHT AND PARTS					6139
231 HONG KONG		152		3451	
335 GERMANY W				53	
400 U STATES		3423		71434	
		3575		74938	
BATTERIES HEARING AID AND PTS					6140
400 U STATES		24844		323058	
		24844		323058	
BATTERIES ELECTRIC PRIMARY NOP					6141
100 U KINGDOM		601		10894	
327 FRANCE		2967		11695	
335 GERMANY W		279		1552	
400 U STATES		20444		219372	
		24291		243513	

IMPORTS INTO CANADA FOR CONSUMPTION

123

Articles and Countries from which Imported	MONTH OF SEPTEMBER 1955		NINE MONTHS ENDED SEPTEMBER 1955		Class Number
	Quantities	Values (\$)	Quantities	Values (\$)	
BATTERIES STORAGE N O P PARTS					6142
100 U KINGDOM		9086		93356	
327 FRANCE		1587		8663	
335 GERMANY W		1467		8367	
375 SWEDEN				549	
384 P RICO				2289	
400 U STATES		285732		1285532	
		297872		1398756	
APPARATUS ELECTRIC HEATING NOP					6143
100 U KINGDOM		1143		22194	
335 GERMANY W		113		13647	
375 SWEDEN		66		1249	
384 P RICO				1182	
400 U STATES		193618		924150	
		194940		962422	
DYNAMOS GENERATORS AND PTS NOP					6144
100 U KINGDOM		212994		1028482	
220 BERMUDA				500	
317 CZECHOS				553	
327 FRANCE				5181	
335 GERMANY W		407		29004	
344 ITALY				289	
347 JAPAN				260	
354 NETHRLNDS				1120	
359 NORWAY				469	
375 SWEDEN				394788	
376 SWITZRLND				29757	
381 ALASKA				1798	
400 U STATES		475713		5586004	
		689114		7078205	
FUSES FUSE PLUGS CUTOOTS PARTS					6145
100 U KINGDOM		2604		71366	
318 DENMARK				139	
335 GERMANY W				87	
376 SWITZRLND				105	
400 U STATES		65298		683301	
		67902		754998	
FLUORESCENT TUBES ARC LAMPS					6146
100 U KINGDOM	NO	1100	351	5179	
335 GERMANY W				6528	
354 NETHRLNDS		39175	2657	1000	
400 U STATES		87550	68685	91496	
		127825	71693	666952	
				508831	
				523739	
LAMPS ELECTRIC CARBON FILAMENT					6147
400 U STATES	NO			655	
				240	
				655	
LAMPS ELECTRIC METAL FILAMENT					6148
100 U KINGDOM	NO	12253	2256	176303	
231 HONG KONG				23162	
305 AUSTRIA				4034	
306 BELGIUM				1646	
335 GERMANY W		5280	485	15260	
347 JAPAN		708491	15850	21686	
354 NETHRLNDS		181524	8858	5680591	
372 SPAIN				127869	
375 SWEDEN				122947	
400 U STATES		1082751	193147	10240	
		1990299	220596	8640994	
				1739503	
				2025169	
LIGHTS HEAD SIDE TAIL TORCHES					6149
100 U KINGDOM			2196	35579	
231 HONG KONG			10971	308254	
313 CHINA				165	
317 CZECHOS				627	
327 FRANCE				412	
335 GERMANY W			2579	17934	
344 ITALY				155	
347 JAPAN				411	
354 NETHRLNDS			594	5364	
375 SWEDEN				63	
376 SWITZRLND				982	
400 U STATES			87017	787098	
			103357	1157044	
ELECTRIC LIGHT FIXTURES N O P					6150
100 U KINGDOM			7598	54024	
231 HONG KONG				5365	
305 AUSTRIA			710	7201	
306 BELGIUM				2125	
317 CZECHOS			2166	21203	
318 DENMARK			491	6095	
326 FINLAND				1299	
327 FRANCE			3992	17654	
335 GERMANY W			5979	56602	
344 ITALY			2866	40473	
347 JAPAN			1924	15930	
354 NETHRLNDS			1096	6984	
359 NORWAY			75	1934	
372 SPAIN			362	3338	
375 SWEDEN			450	3347	
376 SWITZRLND				608	
390 GERMANY E				553	
400 U STATES			503402	403339	
			531111	4278074	
LIGHTNING ARRESTERS REACTORS					6151
100 U KINGDOM			1991	9846	
327 FRANCE				1271	
354 NETHRLNDS				4560	

IMPORTS INTO CANADA FOR CONSUMPTION

Articles and Countries from which Imported	MONTH OF SEPTEMBER 1955		NINE MONTHS ENDED SEPTEMBER 1955		Class Number
	Quantities	Values (\$)	Quantities	Values (\$)	
375 SWEDEN				5 428	
376 SWITZRLND		583		3 260 6	
400 U STATES		27 259		21 200 5	
MAGNETOS FOR GAS ENGINES		29 833		26 571 6	
100 U KINGDOM				3 063	6 152
400 U STATES				28 562	
				31 625	
METERS ELECTRIC AND PARTS NOP					6 153
100 U KINGDOM		23 058		21 064 5	
305 AUSTRIA				70	
306 BELGIUM				272	
327 FRANCE		232		878	
335 GERMANY W		370		1 920	
347 JAPAN		861		13 438	
354 NETHRLNDS				1 585	
375 SWEDEN				507	
376 SWITZRLND		5 587		3 446 4	
400 U STATES		17 896 1		15 519 6 5	
		20 906 9		18 157 4 4	
MOTORS ELECTRIC UNDER 10 DOL	NO				6 154
100 U KINGDOM	90	819	17 12	7 255	
306 BELGIUM	1 152	23 24	6 528	12 766	
335 GERMANY W			425	41 35	
347 JAPAN			4 800	920	
354 NETHRLNDS			538	1 193	
376 SWITZRLND			20	18 4	
400 U STATES	3 215	14 529	38 853	16 497 1	
	4 457	17 672	52 876	19 142 4	
MOTORS ELECTRIC NOP AND PARTS					6 155
100 U KINGDOM		1 622 28		1 342 77 6	
224 JAMAICA		93		93	
306 BELGIUM		4 186		2 324 0	
317 CZECHOS				518	
318 DENMARK				840	
327 FRANCE				1 715	
335 GERMANY W		1 237		6 762 4	
344 ITALY		114		46 4	
347 JAPAN				1 381	
354 NETHRLNDS				22 78	
359 NORWAY				1 102	
375 SWEDEN		1 253		14 149 7	
376 SWITZRLND		1 177		4 599 9	
380 USSR				930	
400 U STATES		9 714 48		8 016 050	
		11 417 36		9 646 507	
RHEOSTATS CONTROLLERS STARTERS					6 156
100 U KINGDOM		3 530 9		2 729 35	
318 DENMARK		271		7 697	
335 GERMANY W		714		10 283	
375 SWEDEN				10 93	
376 SWITZRLND				28 558	
400 U STATES		7 719 11		5 824 269	
		8 082 05		61 448 35	
SAD IRONS ELECTRIC AND PARTS					6 157
100 U KINGDOM		8 674		6 709 4	
335 GERMANY W				288	
400 U STATES		8 066 7		4 702 55	
		89 341		53 763 7	
SELFCONTAINED LIGHTING OUTFITS					6 158
100 U KINGDDM				2092	
400 U STATES		3 626		5 943 0	
		3 626		61 522	
SOCKETS OUTLETS RECEPTACLES					6 159
100 U KINGDOM		3 288		12 475	
318 DENMARK		259		259	
400 U STATES		26 101 4		18 550 74	
		26 456 1		18 678 08	
SPARK PLUGS MAGNETOS IGNITION					6 160
100 U KINGDOM		270		3 478	
400 U STATES		31 394		20 451 8	
		31 664		20 799 6	
SWITCHES SWITCHBOARDS AND PTS					6 161
100 U KINGDOM		11 310 7		9 264 04	
327 FRANCE		326		10 556	
335 GERMANY W		114		16 067	
347 JAPAN				475	
354 NETHRLNDS				16 002	
375 SWEDEN				28 730	
376 SWITZRLND		27 069 8		7 029 90	
400 U STATES		6 996 9 4		6 229 325	
		10 839 39		7 930 549	
SWITCHGEAR FOR MINES					6 162
100 U KINGDOM		1 337		2 666 7	
400 U STATES		83		10 839	
		1 420		37 506	
TELEGRAPH APPARATUS AND PARTS					6 163
100 U KINGDOM		18 936		15 001 0	
234 AUSTRALIA				9 625	
313 CHINA				10 76	
327 FRANCE				27 30	
400 U STATES		15 427 9		13 741 83	
		17 321 5		15 376 24	
TELEPHONE APPARATUS AND PARTS					6 164
100 U KINGDOM		19 106 9		13 196 09	
234 AUSTRALIA				1 127	

IMPORTS INTO CANADA FOR CONSUMPTION

125

Articles and Countries from which Imported		MONTH OF SEPTEMBER 1955		NINE MONTHS ENDED SEPTEMBER 1955		Class Number
		Quantities	Values (\$)	Quantities	Values (\$)	
	305 AUSTRIA				1 442	
	318 DENMARK		1 447		4 353	
	335 GERMANY W		7 431		11 488	
	375 SWEDEN		12 071		6 628	
	376 SWITZRLND		4 35		19 866	
	400 U STATES		10 145 13		7 336 118	
			12 269 66		8 760 931	
TRANSFORMERS AND PARTS N O P						6165
	100 U KINGDOM		7 804 0		6 517 05	
	305 AUSTRIA				28 558	
	318 DENMARK				307	
	327 FRANCE				24 449	
	335 GERMANY W		1 757		5 656	
	347 JAPAN		2 32		4 85	
	354 NETHRLNDS				7 335	
	375 SWEDEN		5 098		39 248 3	
	376 SWITZRLND		11 925 7		16 111 8	
	400 U STATES		5 492 99		32 351 46	
			7 536 83		4 507 242	
RADIO TUBES						6166
	100 U KINGDOM	N0	101	15 028	8 730 9	
	327 FRANCE			4	6 725	
	335 GERMANY W			173	286	
	354 NETHRLNDS		5 340 3	2 571 64	9 304 7	
	400 U STATES		1 616 561	8 520 160	80 868 81	
			1 438 719	8 792 529	8 274 248	
RADIO APPARATUS N O P						6167
	100 U KINGDOM		3 221 12		37 645 67	
	234 AUSTRALIA				4 169	
	305 AUSTRIA				1 924	
	318 DENMARK		302		3 817	
	327 FRANCE				5 63	
	335 GERMANY W		5 682		24 235	
	344 ITALY				5 700	
	347 JAPAN		812		14 95	
	354 NETHRLNDS		2 368 4		26 945 2	
	400 U STATES		6 427 629		38 955 41 7	
			6 780 221		43 031 339	
ELECTRIC DRY SHAVING MACHINES						6168
	100 U KINGDOM		4 574 9		4 591 1	
	305 AUSTRIA				3 390	
	335 GERMANY W		1 750		13 925 7	
	347 JAPAN		347		347	
	354 NETHRLNDS		6 537 2		23 144 2	
	376 SWITZRLND		7 861		2 386 5	
	400 U STATES		4 223 42		16 313 50	
			5 434 21		20 755 62	
ELECT STEAM GENERATORS AND PTS						6169
	100 U KINGDOM	N0	5 734 01	1	2 661 954	
	376 SWITZRLND		1 445 7	1	50 533 0	
	400 U STATES		1 643 38	3	21 772 6	
			7 521 96	5	3 385 010	
ELECTRIC APPARATUS N O P						6170
	100 U KINGDOM		7 017 0		8 876 03	
	207 UN SO AFR				137	
	231 HONG KONG				478	
	234 AUSTRALIA				609	
	305 AUSTRIA		252		1 834	
	318 DENMARK		4 89		602	
	327 FRANCE		4 138		10 742	
	335 GERMANY W		1 782		34 046	
	344 ITALY		473		877	
	347 JAPAN		1 896		15 852	
	354 NETHRLNDS		1 385		39 326	
	359 NORWAY				461	
	372 SPAIN		455		455	
	375 SWEDEN		3 046		62 795	
	376 SWITZRLND		5 274		40 258	
	381 ALASKA				490	
	400 U STATES		20 548 00		16 982 420	
			21 441 60		180 789 85	
ELECTRIC PRECISION INSTRUMENTS						6171
	100 U KINGDOM		2 565 8		27 183 2	
	225 TRINIDAD		3 146		11 212	
	305 AUSTRIA				3 567	
	318 DENMARK				40 58	
	327 FRANCE		3 066		4 374	
	335 GERMANY W		297		21 044	
	354 NETHRLNDS		520		29 75	
	375 SWEDEN				1 195	
	376 SWITZRLND		6 273		28 206	
	400 U STATES		4 778 05		48 229 36	
			5 167 65		51 713 99	
ELECTRIC OR GAS WELDING APP						6172
	100 U KINGDOM		5 113		6 906 4	
	203 B E AFR				230	
	327 FRANCE				899	
	335 GERMANY W		1 361		9 917	
	375 SWEDEN		590		590	
	400 U STATES		3 822 60		34 602 08	
			3 893 24		35 409 08	
RADIO RECEIVING SETS						6173
	100 U KINGDOM	N0	73	527	2 622 7	
	335 GERMANY W		159	830	39 926	
	347 JAPAN			224	3 238	
	354 NETHRLNDS			7	518	

IMPORTS INTO CANADA FOR CONSUMPTION

Articles and Countries from which Imported	MONTH OF SEPTEMBER 1955		NINE MONTHS ENDED SEPTEMBER 1955		Class Number
	Quantities	Values (\$)	Quantities	Values (\$)	
375 SWEDEN			6	416	
381 ALASKA			1	77	
400 U STATES	1925	72450	26446	790696	
TELEVISION RECEIVING SETS	2157	84096	28041	861098	
100 U KINGDOM	NO		10	794	6174
400 U STATES	345	30704	4269	346403	
RADIO SET PARTS TARIFF 4450	345	30704	4279	347197	
100 U KINGDOM		66123		424270	6175
306 BELGIUM				74237	
318 DENMARK				487	
327 FRANCE				11385	
335 GERMANY W		7124		21913	
354 NETHRLNDS		13021		168555	
376 SWITZRLND		806		2495	
400 U STATES		701852		6070807	
RADIO TUBE PARTS TARIFF 445P		788926		6774149	
100 U KINGDOM		135		2372	6176
335 GERMANY W				259	
354 NETHRLNDS		215		8928	
400 U STATES		506684		4093790	
SOUND EQUIPMENT		507034		4105349	
100 U KINGDOM		9199		54411	6177
234 AUSTRALIA				2142	
335 GERMANY W		467		7130	
347 JAPAN				238	
354 NETHRLNDS		125		25259	
380 USSR				996	
400 U STATES		206795		1895255	
LIGHTING FIXTURES GAS COAL OIL		216586		1985431	
100 U KINGDOM		424		16960	6181
231 HONG KONG				720	
305 AUSTRIA				104	
317 CZECHO S				477	
327 FRANCE		125		3346	
335 GERMANY W				12295	
344 ITALY				301	
347 JAPAN		181		1752	
352 MEXICO				346	
354 NETHRLNDS				349	
372 SPAIN				432	
375 SWEDEN				684	
400 U STATES		19520		153057	
GAS MANTLES GAS BURNERS		20250		190823	
100 U KINGDOM		970		4007	6182
400 U STATES		3520		31523	
GAS METERS AND PARTS		4490		35530	
100 U KINGDOM		9424		105357	6183
354 NETHRLNDS				153	
400 U STATES		41950		453876	
PLATES CYLINDERS ENGRAVERS		51374		559386	
100 U KINGDOM		335		13943	6191
335 GERMANY W		680		2217	
344 ITALY				311	
400 U STATES		67958		618066	
PLATES PRINTING 2 COLOURS		68973		634537	
100 U KINGDOM		54		3407	6192
335 GERMANY W		296		490	
354 NETHRLNDS				168	
400 U STATES		6545		148618	
PLATES FOR PRINTING MUSIC		6895		152683	
100 U KINGDOM				179	6193
354 NETHRLNDS				170	
400 U STATES		696		20987	
STEREOTYPES ELECTROTYPES NOP	50 IN	696		21336	
335 GERMANY W			1439	99	6194
400 U STATES	62865	31885	151926	50290	
MATRICES FOR STEREOTYPES 475A	62865	31885	153365	50389	
400 U STATES	221108	514	1748521	7871	6195
STEREOTYPES FOR BOOKS	221108	514	1748521	7871	
100 U KINGDOM	50 IN				6196
400 U STATES	313349	19183	1680843	124469	
STEREOTYPES FOR ADVERTISEMENTS	313349	19183	1681401	124606	
100 U KINGDOM	50 IN				6197
335 GERMANY W			971	577	
344 ITALY			8978	479	
376 SWITZRLND			837	55	
400 U STATES	2400	499	2400	499	
TYPE METAL IN BLOCKS PLATES	404719	22672	3217222	134241	
400 U STATES	407119	23171	3230408	135851	
	LB				6198
			732	595	
			732	595	

IMPORTS INTO CANADA FOR CONSUMPTION

127

Articles and Countries from which imported	MONTH OF SEPTEMBER 1955		NINE MONTHS ENDED SEPTEMBER 1955		Class Number
	Quantities	Values (\$)	Quantities	Values (\$)	
TYPE PRINTING CHASES QUOINS					6199
100 U KINGDOM		834		17506	
318 DENMARK				1174	
335 GERMANY W				3483	
344 ITALY				879	
354 NETHRLNDS				702	
376 SWITZRLND				1529	
400 U STATES		8616		107377	
		9450		132650	
PRINTG PLATES FOR PUBLICATIONS					6200
100 U KINGDOM		257		3869	
354 NETHRLNDS		690		9196	
400 U STATES		33473		374386	
		34420		387451	
MOULDING MATERIAL ELECTRDTYPE					6201
400 U STATES		2295		24730	
		2295		24730	
TUNGSTEN BEARING ORES					6208
400 U STATES	CWT				
	2	168	49	5345	
	2	168	49	5345	
CHROME ORE					6210
205 RHOD NYAS	CWT		22395	23985	
316 CUBA			283307	308534	
400 U STATES		12087	87154	136441	
		4439	392856	468960	
ANTIMONY OR REGULUS OF					6211
100 U KINGDOM	LB	40000	314240	82508	
306 BELGIUM			223651	53071	
317 CZECHO S		30864	64964	12350	
335 GERMANY W			220	77	
354 NETHRLNDS			56217	10977	
		70864	659292	158983	
BISMUTH METALLIC NATURAL					6212
363 PERU	LB		1908	3868	
			1908	3868	
CINNABAR					6214
	LB				
COBALT ORE					6215
359 NORWAY	CWT		2	512	
400 U STATES			376	10386	
			378	10898	
MANGANESE ORE					6216
100 U KINGDOM	CWT		1309	10075	
210 G COAST		250800	738573	1492906	
215 INDIA		109680	186286	472606	
307 BEL CONGO			239020	591004	
354 NETHRLNDS			500	1708	
400 U STATES		6371	292333	645576	
		366851	712280	1458021	3213875
ORES OF METALS N O P					6217
100 U KINGDOM	CWT		60	341	
234 AUSTRALIA			202	1485	
307 BEL CONGO		51	51	14888	
371 THAILAND			66984	127926	
400 U STATES		3782	37025	129896	
		3833	42132	274536	
MERCURY OR QUICKSILVER					6218
100 U KINGDOM	LB		55259	207332	
344 ITALY			3800	14065	
352 MEXICO		35511	226575	770439	
363 PERU			3800	14664	
372 SPAIN			12053	47615	
388 YUGO SLAV		3800	15100	48330	
400 U STATES		894	76636	287017	
		40205	393223	1389462	
ANODES NICKEL ZINC COPPER ETC					6219
354 NETHRLNDS				408	
400 U STATES		2305		25888	
				26296	
ARTICLES FOR AGRIC IMPLEMENTS					6220
100 U KINGDOM				1847	
335 GERMANY W				532	
400 U STATES		25090		413839	
				416218	
ARTICLES FOR STORAGE BATTERIES					6221
400 U STATES		6950		170330	
				170330	
BELLS FOR CHURCHES					6222
100 U KINGDOM			979	10039	
327 FRANCE		21899		93091	
347 JAPAN				68	
354 NETHRLNDS				1673	
376 SWITZRLND				1236	
389 IRELAND				51	
400 U STATES		2683		71661	
		25561		177819	
BELLS AND GONGS N O P					6223
100 U KINGDOM		116		7349	
215 INDIA		103		264	
305 AUSTRIA				394	
306 BELGIUM				12050	
327 FRANCE				506	
335 GERMANY W		1018		5185	
344 ITALY				238	
347 JAPAN		599		1344	
375 SWEDEN		1879		2694	

IMPORTS INTO CANADA FOR CONSUMPTION

Articles and Countries from which Imported	MONTH OF SEPTEMBER 1955		NINE MONTHS ENDED SEPTEMBER 1955		Class Number
	Quantities	Values (\$)	Quantities	Values (\$)	
400 U STATES		19777		132802	
SLIDE OR ZIPPER FASTENERS		23492		162826	
100 U KINGDOM		90		1730	6225
335 GERMANY W		100		261	
400 U STATES		4277		29808	
BUCKLES CLASPS EYELETS HOOKS		4467		31799	
100 U KINGDOM		4776		64473	6226
317 CZECHO S				911	
327 FRANCE				2392	
335 GERMANY W		3686		27346	
344 ITALY				917	
375 SWEDEN		343		343	
376 SWITZRLND		74		74	
400 U STATES		120089		859156	
CAGES ANIMAL OF WIRE AND PARTS		128968		955612	
100 U KINGDOM		2174		33524	6227
306 BELGIUM		131		464	
317 CZECHO S				1263	
335 GERMANY W		103		1121	
347 JAPAN				156	
400 U STATES		12183		66913	
CHRONOMETERS COMPASSES SHIPS		14591		103441	
100 U KINGDOM		12251		142863	6228
234 AUSTRALIA				455	
335 GERMANY W		361		1720	
375 SWEDEN				62	
400 U STATES		10927		168545	
METAL ARTICLES FOR JEWELLERY		23539		313645	
100 U KINGDOM				2597	6229
231 HONG KONG				5996	
335 GERMANY W		372		6599	
376 SWITZRLND				151	
400 U STATES		34447		260067	
ARTICLES FOR USE IN FISHERIES		34819		275410	
100 U KINGDOM		2456		33989	6230
327 FRANCE				116	
347 JAPAN				205	
354 NETHRLNDS				853	
359 NORWAY				594	
366 PORTUGAL		617		7476	
372 SPAIN				1942	
400 U STATES		8396		98951	
ARTICLES N O P FOR MFR SHIPS		11469		144126	
100 U KINGDOM		113166		1276864	6232
318 DENMARK				195	
335 GERMANY W		8172		36141	
347 JAPAN				2734	
354 NETHRLNDS				281	
359 NORWAY				3183	
375 SWEDEN				756	
400 U STATES		268989		3316893	
ELEMENTS FOR LAMP FILAMENTS		390327		4637047	
305 AUSTRIA		857		15845	6233
354 NETHRLNDS		6593		63518	
400 U STATES		74871		800447	
METAL PTS FOR COVERED BUTTONS		82321		879810	
335 GERMANY W				140	6234
400 U STATES		8724		57426	
NAILS TACKS BRASS OR COPPER		8724		57566	
100 U KINGDOM		278		773	6235
400 U STATES		7716		15777	
PATTERNS OF METAL NOT MODELS		7994		16550	
100 U KINGDOM				1759	6236
400 U STATES		6173		79937	
UMBRELLA PARTS EXCEPT FABRIC		6173		81696	
100 U KINGDOM		74		2196	6237
305 AUSTRIA				1394	
306 BELGIUM				850	
327 FRANCE				361	
335 GERMANY W		5020		34798	
344 ITALY				3877	
347 JAPAN				269	
375 SWEDEN				277	
376 SWITZRLND		320		320	
400 U STATES		30554		335661	
RIVETS BURRS BRASS OR COPPER		35968		380003	
100 U KINGDOM		589		4353	6238
400 U STATES		5940		97371	
SCREWS OF METAL N O P		6529		101724	
100 U KINGDOM		964		5769	6240
306 BELGIUM				1843	
335 GERMANY W		1221		15429	

IMPORTS INTO CANADA FOR CONSUMPTION

129

Articles and Countries from which Imported	MONTH OF SEPTEMBER 1955		NINE MONTHS ENDED SEPTEMBER 1955		Class Number
	Quantities	Values (\$)	Quantities	Values (\$)	
347 JAPAN		1825		675	
375 SWEDEN				1696	
400 U STATES		6487		68111	
		8672		93523	
SHOE AND CORSET EYELETS HOOKS					6241
335 GERMANY W		224		2691	
344 ITALY		1825		9501	
400 U STATES		13014		201994	
		15063		214186	
TIPS STUDS FOR CORSET CLASPS					6242
100 U KINGDOM		97		565	
400 U STATES		464		3283	
		561		3848	
TRACTION ENGINE MATERIALS					6243
WIRE FOR SHOE NAILING MACHINES	LB				6245
WIRE NON FERROUS COVERED					6247
100 U KINGDOM		71740		1077843	
335 GERMANY W		3263		3689	
354 NETHRLNDS				677	
375 SWEDEN				509	
376 SWITZRLND		319		319	
400 U STATES		215980		1968623	
		291302		3051660	
WIRE TINSEL FOR BRAIDS CORDS					6248
335 GERMANY W		2381		15210	
400 U STATES		2498		13454	
		4879		28664	
WIRE STRANDED NON FERROUS					6249
100 U KINGDOM		73		47961	
335 GERMANY W				809	
376 SWITZRLND		632		632	
381 ALASKA				198	
400 U STATES		10994		105232	
		11699		154832	
WIRE NON FERROUS N O P					6250
100 U KINGDOM		2070		27895	
306 BELGIUM				537	
327 FRANCE				278	
335 GERMANY W		218		3136	
354 NETHRLNDS		210		2309	
375 SWEDEN		258		2694	
400 U STATES		31579		281965	
		34335		318814	
NON FERROUS METALS AND PRODUCT					6251
100 U KINGDOM		2528		256713	
335 GERMANY W				1573	
347 JAPAN				3957	
352 MEXICO				8989	
354 NETHRLNDS				2497	
366 PORTUGAL				230	
375 SWEDEN		30458		434285	
400 U STATES		348966		2041924	
		381952		2750168	
PARTS FOR MFR OF SHUTTLES					6252
100 U KINGDOM				108	
335 GERMANY W				274	
400 U STATES		10153		76219	
		10153		76601	
HINGES FOR JEWELLERY BOXES					6253
400 U STATES		2325		20366	
		2325		20366	
MATERIALS FOR MFR MINING MACH					6254
335 GERMANY W		846		9969	
375 SWEDEN				2463	
400 U STATES		2976		29219	
		3822		41651	
MAGNESIUM SCRAP	LB				6255
METAL POWDER FRICTION MATERIAL					6256
400 U STATES		1512		7101	
		1512		7101	
RESIDUES NON FERROUS	CWT				6257
100 U KINGDOM			9356	77252	
400 U STATES				656014	
		5638	100984	38321	
		5638	100984	47677	
				733266	

IMPORTS INTO CANADA FOR CONSUMPTION

Articles and Countries from which Imported	MONTH OF SEPTEMBER 1955		NINE MONTHS ENDED SEPTEMBER 1955		Class Number
	Quantities	Values (\$)	Quantities	Values (\$)	
GROUP 7					
NON METALLIC MINERALS					
ASBESTOS PACKING	LB				7001
100 U KINGDOM	5533	4194	77988	48597	
400 U STATES	13428	14333	117299	133986	
	18961	18527	195287	182583	
ASBESTOS BRAKE LINING FOR AUTO					7002
100 U KINGDOM		500		9976	
335 GERMANY W		426		1982	
400 U STATES		33763		274213	
		34689		286171	
ASBESTOS MANUFACTURES N O P					7003
100 U KINGDOM		23494		305094	
207 UN SO AFR				14145	
306 BELGIUM		2051		8211	
344 ITALY		7669		35869	
400 U STATES		185714		1695066	
		218928		2058385	
ASBESTOS CLUTCH FACINGS AUTO					7004
100 U KINGDOM				620	
335 GERMANY W				936	
400 U STATES		50526		269104	
		50526		270660	
BRAKE LININGS AND FACINGS NOP					7005
100 U KINGDOM		6163		24228	
400 U STATES		10655		84061	
		16818		108289	
CHINA CLAY GROUND	CWT				7011
100 U KINGDOM	47070	50076	615976	490722	
400 U STATES	118959	102533	1031512	862941	
	166029	152609	1647488	1353663	
FIRE CLAY GROUND	CWT				7012
100 U KINGDOM	1163	3207	4498	6117	
400 U STATES	130432	37717	956209	290518	
	131595	40924	960707	296635	
PIPE CLAY GROUND	CWT				7013
400 U STATES	9200	1480	57040	10035	
	9200	1480	57040	10035	
CLAYS N O P GROUND					7014
100 U KINGDOM		494		693	
400 U STATES		47162		327749	
		47656		328442	
ZIRCONIUM SILICATE					7015
234 AUSTRALIA		430		838	
400 U STATES		14856		78514	
		15286		79352	
ZIRCONIUM OXIDE					7016
400 U STATES		754		14090	
		754		14090	
SAGGARS FOR CERAMIC PRODUCTS					7017
100 U KINGDOM				172	
400 U STATES		373		18338	
		373		18510	
ACTIVATED CLAY TO REFINE OILS					7018
400 U STATES		106129		891567	
		106129		891567	
GROG FOR REFRACTORY MATERIALS	TON				7019
400 U STATES	898	28682	6217	175584	
	898	28682	6217	175584	
BRICK BUILDING	TON				7021
100 U KINGDOM			122	3960	
400 U STATES	13370	279984	78469	1602394	
	13370	279984	78591	1606354	
BRICK FIRE CHROME					7022
400 U STATES		56930		517773	
		56930		517773	
BRICK FIRE MAGNESITE					7023
100 U KINGDOM				16305	
335 GERMANY W				2710	
400 U STATES		35433		411342	
		35433		430357	
BRICK FIRE 90 PER CENT SILICA					7024
100 U KINGDOM				2841	
335 GERMANY W				1984	
400 U STATES		214139		1129842	
		214139		1134667	
BRICK FIRE 100 DOL THOUSAND					7025
100 U KINGDOM		96		96	
335 GERMANY W				692	
400 U STATES		73397		710451	
		73493		711239	
BRICK FIRE FURNACE OR KILN					7026
100 U KINGDOM		3309		23629	
335 GERMANY W				141	
400 U STATES		321194		2505749	
		324503		2529519	
BRICK FIRE N O P					7027
100 U KINGDOM		47003		164513	
318 DENMARK		1998		20987	
335 GERMANY W		150		13493	
400 U STATES		299551		1991068	
		348702		2190061	

IMPORTS INTO CANADA FOR CONSUMPTION

Articles and Countries from which Imported	MONTH OF SEPTEMBER 1955		NINE MONTHS ENDED SEPTEMBER 1955		Class Number	
	Quantities	Values (\$)	Quantities	Values (\$)		
BRICK PAVING	400 U STATES	TON 316	4582	2483	40250	7028
BUILDING BLOCKS BUILDING TILE	100 U KINGDOM 400 U STATES		4582	2483	40250	7029
DRAIN PIPES SEWER PIPES N O P	100 U KINGDOM 400 U STATES		9245 121706 130951		41744 834929 876673	7030
DRAIN TILES NOT GLAZED			10403 36583 46986		60557 353480 414037	7031
TILES FOR MOSAIC FLOORING	100 U KINGDOM 327 FRANCE 335 GERMANY W 344 ITALY 347 JAPAN 372 SPAIN 400 U STATES		1321		36687 9234 3588 11556 124698 5882 78527 270172	7032
EARTHENWARE TILES FOR ROOFING	306 BELGIUM 400 U STATES		2448		4080 2447 6527	7033
TILES EARTHENWARE N O P	100 U KINGDOM 306 BELGIUM 317 CZECHOS 327 FRANCE 335 GERMANY W 344 ITALY 347 JAPAN 354 NETHRLNDS 372 SPAIN 400 U STATES		65014 4739 3394 15169 803 3268 8451 10288 37587 148713		577855 25731 22814 3788 151861 38632 55665 20729 98128 166031 1161234	7034
CHINA AND PORCELAIN WARE N O P	100 U KINGDOM 231 HONG KONG 327 FRANCE 335 GERMANY W 340 HUNGARY 344 ITALY 347 JAPAN 372 SPAIN 400 U STATES		378 322 313 114 5995 7122		10682 89 322 891 59 114 11423 274 30079 53933	7043
DEMIJOHNS CHURNS CROCKS N O P	100 U KINGDOM 335 GERMANY W 400 U STATES		92 203 4421 4786		246 203 30100 30549	7045
TABLEWARE OF CHINA PORCELAIN	100 U KINGDOM 223 BARBADOS 224 JAMAICA 231 HONG KONG 305 AUSTRIA 306 BELGIUM 318 DENMARK 326 FINLAND 327 FRANCE 335 GERMANY W 336 GREECE 340 HUNGARY 344 ITALY 347 JAPAN 352 MEXICO 354 NETHRLNDS 359 NORWAY 365 POLAND 366 PORTUGAL 372 SPAIN 375 SWEDEN 376 SWITZRLND 384 P RICO 390 GERMANY E 400 U STATES		691008 1323 417 5403 17183 13922 487 13251 53809 142 171 279 1310 400 101944 901049		8169604 301 100 9976 1700 11503 22566 1119 125460 107783 4419 2906 52756 410976 104 4320 2629 433 3206 1353 7135 324 236 3177 972477 9916563	7046
STONEWARE EARTHENWARE N O P	100 U KINGDOM 231 HONG KONG 305 AUSTRIA 306 BELGIUM 318 DENMARK 327 FRANCE 335 GERMANY W 336 GREECE 340 HUNGARY 344 ITALY 347 JAPAN 352 MEXICO 354 NETHRLNDS 359 NORWAY		35300 571 1024 264 920 3841 13064 68 5321 32627 1002		290021 3693 4229 6526 9058 31488 91418 2848 1512 43923 245521 355 10557 2321	7047

IMPORTS INTO CANADA FOR CONSUMPTION

Articles and Countries from which Imported	MONTH OF SEPTEMBER 1955		NINE MONTHS ENDED SEPTEMBER 1955		Class Number
	Quantities	Values (\$)	Quantities	Values (\$)	
365 POLAND				123	
366 PORTUGAL		704		2190	
372 SPAIN		682		4601	
375 SWEDEN		948		4943	
376 SWITZRLND				288	
390 GERMANY E		584		3790	
400 U STATES		81912		648990	
		178832		1408395	
CHEMICAL STONEWARE ACID RESIST					7048
100 U KINGDOM		1017		17256	
354 NETHRLNDS				108	
400 U STATES		14845		104211	
		15862		121575	
PORCELAIN RUBBER GLOVE FORMS					7049
400 U STATES		1245		7566	
		1245		7566	
ARTIFICIAL TEETH NOT MOUNTED					7051
100 U KINGDOM		102		7286	
335 GERMANY W		2413		15902	
344 ITALY		236		1853	
347 JAPAN				296	
354 NETHRLNDS		531		601	
360 ISRAEL				590	
376 SWITZRLND		339		4788	
400 U STATES		68917		780496	
		72538		811812	
BATHS BATHTUBS BASINS ETC NOP					7052
100 U KINGDOM		87988		729685	
231 HONG KONG				187	
335 GERMANY W		6834		31589	
347 JAPAN		6223		36467	
400 U STATES		293613		2111555	
		394658		2909483	
CRUCIBLES N O P AND COVERS					7053
100 U KINGDOM		5747		24758	
327 FRANCE				70	
400 U STATES		4722		51338	
		10469		76166	
INSULATORS ELECTRIC PORCELAIN					7055
100 U KINGDOM		2549		23687	
317 CZECHO S		715		2411	
335 GERMANY W				3284	
347 JAPAN				30988	
376 SWITZRLND		4561		12391	
400 U STATES		36335		251325	
		44160		324086	
MANUFACTURES OF CLAY N O P					7056
100 U KINGDOM				3827	
215 INDIA		1077		9268	
306 BELGIUM		950		1473	
327 FRANCE		598		598	
335 GERMANY W				151	
347 JAPAN				52	
352 MEXICO				303	
376 SWITZRLND				136	
400 U STATES		82517		516074	
		85142		531882	
BRIQUETTES OF COAL OR COKE	TON				7060
400 U STATES	8960	108368	80809	1001014	
	8960	108368	80809	1001014	
ANTHRACITE SCREENINGS OR OUST	TON				7061
400 U STATES	462	5723	13854	56502	
	462	5723	13854	56502	
ANTHRACITE DOMESTIC SIZES	TON				7062
100 U KINGDOM	10729	158459	95714	1425402	
400 U STATES	189245	2222918	1256126	15308000	
	199974	2381377	1351840	16733402	
ANTHRACITE SMALLER SIZES N O P	TON				7063
100 U KINGDOM	27851	362673	75288	925678	
400 U STATES	47087	335192	331712	2400418	
	74938	697865	407000	3326096	
COAL BITUMINOUS AND COAL N O P	TON				7064
100 U KINGDOM	2715	11691	2715	11691	
381 ALASKA			7	170	
400 U STATES	1468539	6654608	12218324	53466214	
	1471254	6666299	12221046	53478075	
COAL LIGNITE	TON				7065
400 U STATES	41	197	611	3166	
	41	197	611	3166	
COAL EXWAREHOUSED SHIPS STORES	TON				7066
400 U STATES	59820	267464	274384	1225669	
	59820	267464	274384	1225669	
BENZOL	GAL				7070
400 U STATES	550110	223573	1122327	446090	
	550110	223573	1122327	446090	
COAL TAR CRUDE IN BULK	GAL				7071
100 U KINGDOM			135356	25008	
400 U STATES	313708	46807	1551543	237822	
	313708	46807	1686899	262830	
COAL PITCH	CWT				7072
100 U KINGDOM	15451	24236	182270	266752	
400 U STATES	68245	114806	842916	1389806	
	83696	139042	1025186	1656558	
CARBOLIC OR HEAVY OIL	GAL				7073
100 U KINGDOM	3063	1367	1809224	395863	
234 AUSTRALIA	1125	333	6515	1458	

IMPORTS INTO CANADA FOR CONSUMPTION

Articles and Countries from which Imported	MONTH OF SEPTEMBER 1955		NINE MONTHS ENDED SEPTEMBER 1955		Class Number	
	Quantities	Values (\$)	Quantities	Values (\$)		
400 U STATES	27082	7253	785593	102377	7074	
COKE PETROLEUM	31270	8953	2601332	499698		
400 U STATES	37749	456751	264511	3841463	7075	
COKE GROUND FOR BATTERIES	37749	456751	264511	3841463		
COKE N O P	TON				7077	
100 U KINGDOM			80	2280		
400 U STATES	31481	490692	239122	3748411	7079	
DECANTERS AND TUMBLERS	31481	490692	239202	3750691		
100 U KINGDOM		362		2417	7080	
306 BELGIUM		411		1951		
317 CZECHO S				1197		
318 DENMARK				1098		
327 FRANCE				2799		
335 GERMANY W				1119		
340 HUNGARY				231		
344 ITALY				228		
347 JAPAN				612		
375 SWEDEN		176		257		
400 U STATES		56395		365323		
LAMP CHIMNEYS		57344		377232		
335 GERMANY W				151		7081
400 U STATES		6341		37799		
GLASS PLATES FOR OPTICAL MFR		6341		37950		7082
100 U KINGDOM				2275		
335 GERMANY W		1420		7534		
400 U STATES		23828		314148		
GLASS CARBOYS BOTTLES JARS		25248		323957	7083	
100 U KINGDOM		32237		514517		
207 UN SO AFR				1369		
231 HONG KONG				143		
305 AUSTRIA		1547		1717		
306 BELGIUM		540		1876		
317 CZECHO S		601		7936		
318 DENMARK				281		
327 FRANCE		4155		25199		
335 GERMANY W		2671		16167		
340 HUNGARY				204		
344 ITALY		404		3375		
347 JAPAN		2370		13222		
372 SPAIN				82		
375 SWEDEN		66		1387		
376 SWITZRLND				910		
400 U STATES		510976		3416293		
GLASS TABLEWARE CUT GLASS N O P		555567		4004678		7084
100 U KINGDOM		28133		262091		
305 AUSTRIA		117		8691		
306 BELGIUM		11741		100616		
317 CZECHO S		23641		172279		
318 DENMARK		1390		5741		
326 FINLAND		77		722		
327 FRANCE		8080		30479		
335 GERMANY W		23736		141381		
340 HUNGARY		61		22685		
344 ITALY		9282		45735		
347 JAPAN		7501		43198		
354 NETHRLNDS		2013		14246		
365 POLAND		2466		5485		
366 PORTUGAL				1086		
372 SPAIN		114		569		
375 SWEDEN		6326		51071		
376 SWITZRLND		234		867		
388 YUGO SLAV				1342		
389 IRELAND		851		2806		
390 GERMANY E				1301		
400 U STATES		168218		1071530		
LAMP BULBS AND TUBING FOR		293981		1983921	7085	
100 U KINGDOM		99		5050		
335 GERMANY W				992		
354 NETHRLNDS				1587		
400 U STATES		227101		1644546	7086	
GLASS SHADES OR GLOBES		227200		1652175		
100 U KINGDOM		170		3282		
335 GERMANY W				1058		
344 ITALY		89		353	7086	
400 U STATES		8812		51445		
LENSES GLASS N O P		9071		56138		
100 U KINGDOM		1236		5733		
305 AUSTRIA				518		
327 FRANCE				422		
335 GERMANY W		413		11256		
347 JAPAN				3068		
384 P RICO				370		
400 U STATES		20002		189359		
		21651		210726		

IMPORTS INTO CANADA FOR CONSUMPTION

Articles and Countries from which Imported	MONTH OF SEPTEMBER 1955		NINE MONTHS ENDED SEPTEMBER 1955		Class Number
	Quantities	Values (\$)	Quantities	Values (\$)	
FRESNEL TYPE LENSES GLOBES					7087
100 U KINGDOM				2542	
354 NETHRLNDS		339		1056	
400 U STATES		8094		127857	
		8433		131455	
MOULDED SHAPES FOR ELECT FIXT					7088
100 U KINGDOM		831		6103	
317 CZECHO S		2813		16531	
327 FRANCE				252	
335 GERMANY W		2645		19917	
354 NETHRLNDS		1780		5165	
376 SWITZRLND				192	
400 U STATES		127605		1001422	
		135674		1049652	
HEAT RESISTING GLASSWARE					7089
100 U KINGDOM		3236		61259	
305 AUSTRIA				322	
317 CZECHO S				660	
335 GERMANY W		139		5119	
354 NETHRLNDS				825	
400 U STATES		335499		2147383	
		338874		2215568	
SHEET GLASS OVER 34 02 SQ FT	SQ FT				7090
100 U KINGDOM	49550	12415	221200	60118	
306 BELGIUM	168839	52682	881304	258820	
317 CZECHO S	5166	749	124005	17592	
327 FRANCE	51731	9972	303005	65764	
335 GERMANY W	67901	16003	671307	157058	
354 NETHRLNDS			19647	5149	
365 POLAND			119400	5771	
400 U STATES	246318	70591	1380158	440035	
	589505	162412	3720026	1010307	
SHEET GLASS TRANSPRT TO 34 02	SQ FT				7091
100 U KINGDOM	768900	63931	6170547	536234	
305 AUSTRIA			43900	3301	
306 BELGIUM	2982964	254569	11908945	1017548	
317 CZECHO S	755881	26278	8634644	310712	
327 FRANCE	442215	26732	4165355	259086	
335 GERMANY W	720385	65122	3543366	291599	
347 JAPAN	225104	11435	2020449	100375	
354 NETHRLNDS	16975	3379	16975	3379	
365 POLAND			1875600	46283	
400 U STATES	76396	13791	579191	88385	
	5988820	465237	38958972	2656902	
GLASS FOR PHOTO DRY PLATES					7092
PLATE GLASS NOT OVER 7 SQ FT	SQ FT				7093
100 U KINGDOM	52064	25030	339200	144465	
306 BELGIUM	12948	4649	62686	24975	
317 CZECHO S	3168	1200	3168	1200	
327 FRANCE			27384	11181	
335 GERMANY W			7985	2998	
400 U STATES	59658	20936	238524	121097	
	127838	51815	678947	305916	
PLATE GLASS 7 TO 25 SQ FT	SQ FT				7094
100 U KINGDOM	344743	135578	3322565	1331938	
306 BELGIUM	25429	11732	232662	106065	
317 CZECHO S	39679	14793	71852	26604	
327 FRANCE			55729	28583	
335 GERMANY W	8382	4215	46540	26250	
400 U STATES	216537	106125	1489205	675687	
	634770	272443	5218553	2195127	
PLATE GLASS N O P	SQ FT				7095
100 U KINGDOM	397838	192392	2404676	1150931	
306 BELGIUM	123575	66130	841464	445781	
317 CZECHO S	39215	14686	39215	14686	
327 FRANCE			135374	65516	
335 GERMANY W	16831	10514	175547	83212	
354 NETHRLNDS			1000	528	
400 U STATES	1065278	474174	10423241	4505508	
	1642737	757896	14020517	6266162	
GERMAN MIRROR PLATE UNSILVERED					7096
LAMINATED GLASS SHEETS OR MFRS	SQ FT				7097
100 U KINGDOM	11207	5458	159419	71689	
306 BELGIUM	3000	348	9944	4536	
317 CZECHO S	3630	1860	4738	2338	
335 GERMANY W	12238	6473	45977	24827	
400 U STATES	2631	6071	15135	34917	
	32706	20210	235213	138307	
GLASS SHEETS WIRED	SQ FT				7099
100 U KINGDOM	57069	18173	646262	206933	
306 BELGIUM	51955	9170	151487	27580	
327 FRANCE	2960	446	2960	446	
335 GERMANY W	12726	2314	42174	8203	
354 NETHRLNDS	11500	8074	40935	28058	
400 U STATES	7494	7275	50161	41522	
	143704	45452	933979	312742	
GLASS CAST AND SHEET GLASS NOP	SQ FT				7100
100 U KINGDOM	906	369	36174	7883	
306 BELGIUM	1187	390	16046	3855	
327 FRANCE			1008	283	
335 GERMANY W	300	52	4644	1512	
400 U STATES	2903	1527	102409	33719	
	5296	2338	160281	47252	
ORNAMENTAL COLOURED GLASS	SQ FT				7111
100 U KINGDOM	23630	5838	134624	35551	

IMPORTS INTO CANADA FOR CONSUMPTION

Articles and Countries from which Imported	MONTH OF SEPTEMBER 1955		NINE MONTHS ENDED SEPTEMBER 1955		Class Number
	Quantities	Values (\$)	Quantities	Values (\$)	
306 BELGIUM	2596	2297	69804	25349	
327 FRANCE	213	411	6885	3049	
335 GERMANY W	10318	7555	14404	10014	
400 U STATES	10576	10861	115635	131068	
	47333	26962	341352	205031	
PAINTED OBSCURED WHITE GLASS	SQ FT				7112
100 U KINGDOM	199872	29514	1542632	225553	
306 BELGIUM	132536	16698	615122	87224	
317 CZECHO S			18403	928	
327 FRANCE	4390	665	13624	2794	
335 GERMANY W	17652	2372	86495	21205	
347 JAPAN			5245	662	
400 U STATES	114834	37920	918964	273211	
	469284	87169	3200485	611577	
STAINED OR ORNAMENTAL WINDOWS					7113
100 U KINGDOM		82		33306	
305 AUSTRIA				2089	
306 BELGIUM				414	
327 FRANCE		9107		26539	
335 GERMANY W		2600		14525	
344 ITALY				5967	
354 NETHRLNDS				2923	
400 U STATES		584		6650	
		12373		92413	
MIRRORS OF GLASS FRAMED OR NOT					7114
100 U KINGDOM		4187		38518	
306 BELGIUM		18184		192091	
317 CZECHO S		445		7301	
318 DENMARK				343	
327 FRANCE		451		2772	
335 GERMANY W		3315		30380	
344 ITALY		651		1248	
347 JAPAN		695		10688	
359 NORWAY		116		116	
400 U STATES		74008		435994	
		102052		719451	
GLASS BALLS FOR FIBRES OR YARN					7120
400 U STATES		23701		166862	
		23701		166862	
GLASS TO BE CUT OR MOUNTED					7121
100 U KINGDOM		609		609	
306 BELGIUM		10768		56205	
317 CZECHO S		958		8786	
327 FRANCE				140	
335 GERMANY W		1131		35562	
340 HUNGARY				2230	
354 NETHRLNDS				981	
365 POLAND				680	
400 U STATES		27928		185940	
		41394		291133	
GLASS BLANKS FOR REFLECTORS					7122
400 U STATES		8413		113706	
		8413		113706	
BEADS FOR MFR IMITATION PEARLS					7123
335 GERMANY W				196	
347 JAPAN		1238		1374	
400 U STATES		10479		72917	
		11717		74487	
ARTIFICIAL EYES CONTACT LENSES					7124
400 U STATES		407		4563	
		407		4563	
PHOTOGRAPHIC DRY PLATES					7125
100 U KINGDOM		1406		16648	
306 BELGIUM		950		1382	
400 U STATES		17328		118282	
		19684		136312	
SPECTACLES EYE GLASS LENSES					7126
100 U KINGDOM				7398	
305 AUSTRIA		418		917	
317 CZECHO S				1600	
327 FRANCE		1456		26359	
335 GERMANY W		1689		15206	
344 ITALY				14838	
347 JAPAN				34782	
376 SWITZRLND				397	
400 U STATES		19631		404364	
		23194		505861	
MANUFACTURES OF GLASS N O P					7127
100 U KINGDOM		8900		61692	
231 HONG KONG				1781	
305 AUSTRIA		2446		8456	
306 BELGIUM		143		10026	
317 CZECHO S		6307		39199	
318 DENMARK		227		2386	
326 FINLAND				151	
327 FRANCE		1242		14293	
335 GERMANY W		17664		64345	
340 HUNGARY				76	
344 ITALY		4755		41936	
347 JAPAN		2815		17894	
354 NETHRLNDS		711		5597	
372 SPAIN		51		51	
375 SWEDEN		1132		18370	
376 SWITZRLND		46		1310	
390 GERMANY E		90		7933	
400 U STATES		216526		1386638	
		263055		1682134	

IMPORTS INTO CANADA FOR CONSUMPTION

Articles and Countries from which Imported	MONTH OF SEPTEMBER 1955		NINE MONTHS ENDED SEPTEMBER 1955		Class Number
	Quantities	Values (\$)	Quantities	Values (\$)	
GLASS WOOL OR FIBRE GLASS	LB				7128
100 U KINGDOM	31820	13339	39471	19978	
400 U STATES	44719	24496	690895	243109	
	76539	37835	730366	263087	
GLASS BLOCKS					7129
100 U KINGDOM				1762	
317 CZECHOS		2624		13242	
327 FRANCE				1486	
400 U STATES		111636		510523	
		114260		527013	
PLUMBAGO NOT GROUND OR MFRD					7131
333 MADAGASCAR		227		445	
352 MEXICO				13212	
359 NORWAY				7276	
400 U STATES		4004		22219	
		4231		43152	
CRUCIBLES PLUMBAGO AND COVERS					7132
100 U KINGDOM		8419		77442	
400 U STATES		11361		70394	
		19780		147836	
PLUMBAGO GROUND AND MFRS NOP					7133
100 U KINGDOM		662		11521	
335 GERMANY W		457		14835	
352 MEXICO				4712	
376 SWITZRLND				183	
400 U STATES		40794		367654	
		41913		398905	
MICA UNMANUFACTURED	CWT				7138
215 INDIA			548	34944	
309 BRAZIL			98	6767	
400 U STATES	105	5325	712	32251	
	105	5325	1358	73962	
MICA MANUFACTURES OF					7139
100 U KINGDOM		1546		10271	
309 BRAZIL				2492	
400 U STATES		43909		358931	
		45455		371694	
ASPHALTUM OR ASPHALT	CWT				7141
100 U KINGDOM			627	1753	
225 TRINIDAD	1120	1286	2013	2180	
376 SWITZRLND			150	1724	
400 U STATES	43315	57384	364704	480069	
	44435	58670	367494	485726	
ASPHALTUM OIL FOR PAVING	GAL				7143
400 U STATES	26689	3720	47446	7483	
	26689	3720	47446	7483	
OIL FOR CONCENTRATION OF ORES	GAL				7151
400 U STATES	25494	31423	173851	216301	
	25494	31423	173851	216301	
CRUDE PETROLEUM FOR REFINING	M GAL				7153
225 TRINIDAD	12197	811575	71303	4766451	
303 ARABIA			66828	4923955	
314 COLOMBIA	8279	459044	12686	704904	
342 IRAN			3932	330211	
387 VENEZUELA	196220	14494110	1735425	129943268	
391 LEBANON	23059	1875040	155671	12707432	
392 SYRIA	4505	303318	9037	609943	
400 U STATES	18343	1672082	183693	16340385	
	262603	19615169	2238575	170326549	
PETROLEUM TOPS FOR REFINERS	GAL				7154
225 TRINIDAD			3997349	298973	
			3997349	298973	
FUEL OIL EXWARE SHIPS STORES	GAL				7156
400 U STATES			1707577	78024	
			1707577	78024	
CRUDE PETROLEUM LESS THAN B155	GAL				7157
CRUDE PETROLEUM N O P	GAL				7158
400 U STATES			6865	635	
			6865	635	
AVIATION GASOLINE	GAL				7161
357 NETH ANT			1447656	272641	
381 ALASKA	39580	9045	797380	216747	
400 U STATES	7898609	1712672	67344142	13719727	
	7938189	1721717	69589178	14209115	
KEROSENE N O P	GAL				7162
357 NETH ANT			2142369	233039	
381 ALASKA	819	335	171677	37493	
400 U STATES	1217683	136579	6949823	821375	
	1218502	136914	9263869	1091907	
ENGINE DISTILLATE 8017 OR OVER	GAL				7163
400 U STATES			80017	11148	
			80017	11148	
GASOLINE UNDER 8236 SP G N O P	GAL				7164
357 NETH ANT	4640543	624990	59043413	7822770	
381 ALASKA	347952	72183	3307153	660393	
400 U STATES	2600498	359704	9402465	1400244	
	7588993	1056877	71753031	9883407	
CASINGHEAD GASOLINE BLENDING	GAL				7165
357 NETH ANT			2601454	271930	
400 U STATES	318647	26248	3434298	263757	
	318647	26248	6035752	535687	
LUB OILS UNDER 25C PER GAL	GAL				7166
100 U KINGDOM			9960	2237	
400 U STATES	3319548	631129	21279363	4024917	
	3319548	631129	21289323	4027154	

IMPORTS INTO CANADA FOR CONSUMPTION

Articles and Countries from which Imported	MONTH OF SEPTEMBER 1955		NINE MONTHS ENDED SEPTEMBER 1955		Class Number
	Quantities	Values (\$)	Quantities	Values (\$)	
PETRO LUB OILS 25C GAL OR OVER	GAL				7167
100 U KINGDOM	294	306	54495	46620	
354 NETHRLNDS	333	339	333	339	
381 ALASKA	1889	2094	37717	35171	
400 U STATES	1192159	526761	8610717	3775216	
	1194675	529500	8703262	3857346	
OILS MINERAL N O P	GAL				7168
100 U KINGDOM	4000	878	78087	20572	
400 U STATES	91758	125491	1140090	1056459	
	95758	126369	1218177	1077031	
STOVE OIL NO 1 FUEL OIL	GAL				7171
100 U KINGDOM	5622	450	5622	450	
357 NETH ANT	1496605	156631	35148554	3819288	
381 ALASKA	15947	2414	4713436	753786	
400 U STATES	6538482	690459	27013766	3058782	
	8056656	849954	66881378	7632306	
LIGHT FUEL OILS NOS 2 AND 3	GAL				7172
357 NETH ANT	6273112	616591	20304650	2039497	
381 ALASKA			95930	8704	
387 VENEZUELA	13332361	1312723	76519860	7382757	
400 U STATES	16561195	1703190	125186301	12977535	
	36166668	3632504	222106741	22408493	
HEAVY FUEL OILS NOS 4 5 AND 6	GAL				7173
100 U KINGDOM			83209	5533	
354 NETHRLNDS			2353	200	
357 NETH ANT	21614239	1267455	82563807	4442526	
381 ALASKA	41730	3555	136494	12028	
387 VENEZUELA	9962488	602622	21805990	1237153	
400 U STATES	14192687	937852	137132470	8834329	
	45811144	2811484	241724323	14531769	
DIESEL FUEL	GAL				7174
100 U KINGDOM			1875	250	
357 NETH ANT			10967436	1164861	
381 ALASKA	81099	19048	965883	153678	
387 VENEZUELA			7947929	798223	
400 U STATES	321204	44378	32939507	3558700	
	402303	63426	52822630	5675712	
TRACTOR FUEL	GAL				7175
PETROL GREASE LUBRICATING NOP	LB				7181
100 U KINGDOM	6500	1342	21368	6226	
335 GERMANY W			5908	2975	
381 ALASKA	6970	1002	97097	13826	
400 U STATES	1565126	168804	14502759	1443282	
	1578596	171148	14627132	1466309	
PETROL JELLIES TOILET MEDICINE					7182
100 U KINGDOM		1803		3675	
400 U STATES		49330		499905	
		51133		503580	
PARAFFINE WAX	LB				7183
100 U KINGDOM			1542240	79975	
215 INDIA	1400000	58587	4195940	163484	
400 U STATES	3856969	266208	23300635	1594154	
	5256969	324795	29038815	1837613	
CANDLES PARAFFINE WAX	LB				7184
327 FRANCE		66	146	196	
335 GERMANY W	183	66	403	198	
400 U STATES	40964	13740	110564	35650	
	41147	13806	111113	36044	
PRODUCTS OF PETROLEUM N O P	GAL				7185
100 U KINGDOM		496	211	1522	
381 ALASKA	1014	496	26899	9150	
400 U STATES	1322120	346081	6526934	2359012	
	1323134	346577	6554044	2369684	
LIQUEFIED PETROLEUM GASES	LB				7186
400 U STATES	23918417	212329	168867547	1910438	
	23918417	212329	168867547	1910438	
NAPHTHA INCL SOLVENT NAPHTHA	GAL				7187
100 U KINGDOM			58	488	
357 NETH ANT			2456690	282576	
381 ALASKA			13318	4426	
400 U STATES	847130	209578	10006798	2082081	
	847130	209578	12476864	2369571	
ARTIFICIAL ABRASIVE GRAINS					7191
100 U KINGDOM		494		645	
335 GERMANY W				1694	
400 U STATES		145013		1393304	
		145507		1395643	
DIAMONDS BLACK BORT FOR BORERS	CARAT				7192
100 U KINGDOM	16909	74112	191564	1178159	
207 UN SO AFR	23537	98355	220401	891355	
306 BELGIUM	2100	12422	4295	23933	
335 GERMANY W			231	1257	
354 NETHRLNDS			274	1257	
400 U STATES	77456	375271	854912	4141492	
	120002	560160	1271677	6237453	
DIATOMACEOUS EARTH	CWT				7193
318 DENMARK			489	852	
400 U STATES	33824	59659	324702	573605	
	33824	59659	325191	574457	
EMERY IN BULK					7194
400 U STATES		24507		154350	
		24507		154350	
GRINDING WHEELS BONDED					7195
100 U KINGDOM		2632		31770	
305 AUSTRIA				441	

IMPORTS INTO CANADA FOR CONSUMPTION

139

Articles and Countries from which Imported	MONTH OF SEPTEMBER 1955		NINE MONTHS ENDED SEPTEMBER 1955		Class Number
	Quantities	Values (\$)	Quantities	Values (\$)	
306 BELGIUM				144	
335 GERMANY W		4425		17094	
359 NORWAY				6695	
375 SWEDEN		1275		14022	
376 SWITZRLND		182		511	
400 U STATES		163271		1392577	
		171785		1463254	
GRINDING STONES BLOCKS BONDED					7196
100 U KINGDOM		883		1817	
335 GERMANY W				639	
400 U STATES		34166		222271	
		35049		224727	
EMERY ART ABRASIVE MFRS N O P					7197
100 U KINGDOM		492		9337	
335 GERMANY W				630	
344 ITALY				135	
400 U STATES		25429		246831	
		25921		256933	
GRINOSTONES 36 INCHES OR OVER	NO				7198
400 U STATES	29	1570	144	14002	
	29	1570	144	14002	
GRINDSTONES N O P	NO				7199
100 U KINGDOM			916	4201	
400 U STATES		778	938	7046	
	21	778	1854	11247	
PUMICE PUMICE STONE LAVA TUFFA					7200
335 GERMANY W				919	
344 ITALY		408		13427	
400 U STATES		21157		141353	
		21565		155699	
SANDPAPER EMERY PAPER CLOTH					7201
100 U KINGDOM		750		5851	
327 FRANCE		143		143	
335 GERMANY W		738		9936	
400 U STATES		92133		729595	
		93764		745525	
BUILDING STONE N O P	CWT				7210
100 U KINGDOM			906	1956	
344 ITALY			483	2482	
400 U STATES	75652	70387	528073	501295	
	75652	70387	529462	505733	
GRANITE ROUGH					7215
306 BELGIUM				596	
326 FINLAND		1825		16117	
335 GERMANY W				320	
359 NORWAY				3167	
375 SWEDEN		10352		53047	
400 U STATES		16279		91537	
		28456		164784	
GRANITE SAWN					7216
207 UN SO AFR				1415	
306 BELGIUM				1170	
326 FINLAND				11918	
359 NORWAY				576	
375 SWEDEN		1448		5927	
400 U STATES		1340		42308	
		2788		63314	
GRANITE MANUFACTURES					7218
100 U KINGDOM				51	
306 BELGIUM		1348		2651	
326 FINLAND		6507		73561	
335 GERMANY W		8975		118982	
359 NORWAY				410	
375 SWEDEN		5399		58640	
400 U STATES		3878		31681	
		26107		285976	
GYPNUM	TON				7221
100 U KINGDOM	8	326	27	929	
352 MEXICO	1916	16635	1916	16635	
400 U STATES	1052	9486	7999	50514	
	2976	26447	9942	68078	
LIME	CWT				7223
100 U KINGDOM	600	259	5603	4127	
400 U STATES	46526	27127	392440	218367	
	47126	27386	398043	222494	
PLASTER OF PARIS WALL PLASTER	CWT				7224
100 U KINGDOM	2000	1527	3210	2422	
400 U STATES	60851	65050	381027	433768	
	62851	66577	384237	436190	
CEMENT PORTLAND	CWT				7225
100 U KINGDOM	713135	470671	1806308	1281255	
306 BELGIUM	4497	6912	36496	52328	
318 DENMARK	2646	3955	13789	20014	
327 FRANCE			8436	14153	
335 GERMANY W	924343	679339	2257707	1657460	
375 SWEDEN	58590	35772	59590	36373	
376 SWITZRLND	148388	115852	181463	141633	
400 U STATES	592815	632964	1616341	1780566	
	2444414	1945465	5980130	4983782	
CEMENT MANUFACTURES N O P					7226
100 U KINGDOM		152		3235	
344 ITALY				65156	
400 U STATES		22501		121768	
		22653		190159	
WHITE PORTLAND CEMENT CLINKER	CWT				7227
400 U STATES	35317	32543	223807	205985	
	35317	32543	223807	205985	

IMPORTS INTO CANADA FOR CONSUMPTION

Articles and Countries from which Imported	MONTH OF SEPTEMBER 1955		NINE MONTHS ENDED SEPTEMBER 1955		Class Number
	Quantities	Values (\$)	Quantities	Values (\$)	
MARBLE ROUGH					7231
309 BRAZIL				1508	
327 FRANCE				3736	
344 ITALY		3584		26401	
352 MEXICO				1157	
353 MOROCCO				710	
360 ISRAEL				990	
400 U STATES		11349		35481	
		14933		69983	
MARBLE SAWN					7232
306 BELGIUM		8355		16098	
327 FRANCE				3124	
344 ITALY		17565		105941	
366 PORTUGAL				4306	
372 SPAIN				77	
400 U STATES		3793		87402	
		29713		216948	
MARBLE FOR TOMBSTONES					7233
400 U STATES		3779		30752	
		3779		30752	
MARBLE MANUFACTURES N O P					7234
100 U KINGDOM				64	
306 BELGIUM		56		5401	
326 FINLAND				1126	
327 FRANCE		272		693	
335 GERMANY W				405	
344 ITALY		5027		23567	
400 U STATES				8662	
		5355		39918	
MARBLE ORNAMENTAL FOR CHURCHES					7235
327 FRANCE				1281	
344 ITALY		14477		94558	
		14477		95839	
ROOFING SLATE					7241
			SQ		
100 U KINGDOM			84	7022	
366 PORTUGAL			140	753	
400 U STATES		85	799	24578	
		85	1023	32353	
SLATE MANUFACTURES N O P					7243
100 U KINGDOM				53	
335 GERMANY W		256		2917	
344 ITALY				4079	
366 PORTUGAL		243		5963	
400 U STATES		395		8211	
		894		21223	
BURRSTONES IN BLOCKS					7251
			NO		
CHALK CLIFF STONE MICA SCHIST					7252
100 U KINGDOM				195	
344 ITALY		163		226	
400 U STATES				2380	
		163		2801	
CHALK PREPAREO					7253
400 U STATES				2775	
				2775	
CURLING STONES AND HANDLES					7254
100 U KINGDOM			PAIR		
		143	5575	2655	79679
		143	5575	2655	79679
FELDSPAR CRUDE ONLY					7255
			CWT		
FELDSPAR GROUND					7256
400 U STATES			CWT		
		100	208	1039	1319
		100	208	1039	1319
FLINT AND GROUND FLINT STONE					7257
400 U STATES			CWT		
		1566	3410	11840	17656
		1566	3410	11840	17656
FLUORSPAR					7258
100 U KINGDOM			CWT		
207 UN SO AFR		801	1676	3474	7390
352 MEXICO		63095	69007	63095	69007
372 SPAIN		69159	77239	139579	161680
400 U STATES				116301	111053
				51014	82271
		133055	147922	373463	431401
GANISTER					7259
400 U STATES			CWT		
		154	178	6087	4954
		154	178	6087	4954
MAGN CARB FOR RUBBER PRODUCTS					7260
400 U STATES			CWT		
				8	122
				8	122
MAG OX AND CARB FOR INSULATION					7261
100 U KINGDOM			CWT		
400 U STATES				393	2852
		4922	23568	60921	268887
		4922	23568	61314	271739
MAGNESITE CALCINED DEAD BURNED					7262
100 U KINGDOM			CWT		
215 INOIA		112	708	632	5719
354 NETHRLNOS		218	702	112	708
388 YUGO SLAV				328	1058
400 U STATES				110285	268434
		3715	21158	96440	362764
		4045	22568	207797	638683
PHOSPHATE ROCK					7263
357 NETH ANT			CWT		
400 U STATES				134400	166040
		1410164	503702	8629379	3143228
		1410164	503702	8763779	3309268
SILICA SAND					7264
100 U KINGDOM			CWT		
		1502	242	3963	593

IMPORTS INTO CANADA FOR CONSUMPTION

Articles and Countries from which Imported	MONTH OF SEPTEMBER 1955		NINE MONTHS ENDED SEPTEMBER 1955		Class Number
	Quantities	Values (\$)	Quantities	Values (\$)	
306 BELGIUM			476560	32453	
400 U STATES	1702743	209326	9319550	1472169	
SAND AND GRAVEL N O P	1704245	209568	9800073	1505215	7265
375 SWEDEN			550	1100	
400 U STATES	13786	15165	183342	198716	
SILEX OR CRYSTALLIZED QUARTZ	13786	15165	183892	199816	7266
306 BELGIUM			297	1908	
309 BRAZIL			138	2908	
400 U STATES	44889	22717	327781	169369	
STONE REFUSE	44889	22717	328216	174185	7267
400 U STATES	60	1373	430	1976	
TALC OR SOAPSTONE	60	1373	430	1976	7268
327 FRANCE			223	465	
344 ITALY	3307	6882	13751	29452	
400 U STATES	24891	40421	160873	254731	
WHITING GILDERS PARIS WHITE	28198	47303	174847	284648	7269
100 U KINGDOM			40090	29581	
327 FRANCE	11171	8175	27917	8784	
335 GERMANY W	6600	1857	402	1280	
400 U STATES	7782	15068	83192	156404	
STONE AND MANUFACTURES N O P	25553	25100	151601	196049	7270
100 U KINGDOM		226		1157	
231 HONG KONG		681		2686	
344 ITALY		1162		10587	
400 U STATES		1601		14445	
ROOFING GRANULES		3670		28875	7271
400 U STATES	261570	238588	1971403	1796642	
STONE CRUSHED	261570	238588	1971403	1796642	7272
400 U STATES	106602	103443	622933	643281	
QUARTZ PIEZO ELECTRIC	106602	103443	622933	643281	7273
309 BRAZIL					
400 U STATES	822	3811	11524	181598	
BLAST FURNACE SLAG	1150	22792	5206	60977	7280
400 U STATES	1972	26603	16730	242575	
BARYTES					7281
335 GERMANY W	70479	8982	491577	61037	
400 U STATES	70479	8982	491577	61037	
CARBONS 3 TO 35 INCHES CIRCUM					7282
100 U KINGDOM					
400 U STATES	1370	1554	7294	8715	
CARBONS OVER 35 INCHES CIRCUM	1660	3192	12771	23929	7283
400 U STATES	3030	4746	20065	32644	
ELECTRIC LIGHT CARBONS N O P					7284
100 U KINGDOM					
327 FRANCE					
335 GERMANY W					
400 U STATES	3502			25978	
CRAYONS	45145			615425	7285
100 U KINGDOM					
327 FRANCE					
335 GERMANY W					
347 JAPAN					
354 NETHRLNDS					
376 SWITZRLND					
400 U STATES					
DIAMONDS UNSET					7286
100 U KINGDOM					
207 UN SO AFR					
306 BELGIUM					
327 FRANCE					
354 NETHRLNDS					
360 ISRAEL					
376 SWITZRLND					
400 U STATES					
EARTHS CRUDE ONLY					7287
335 GERMANY W					
400 U STATES					
FOUNDRY FACINGS OF ALL KINDS					7288
400 U STATES					
FULLERS EARTH IN BULK ONLY					7289
100 U KINGDOM					
400 U STATES					
GAS IMPORTED BY PIPE LINE					7290
400 U STATES					

IMPORTS INTO CANADA FOR CONSUMPTION

Articles and Countries from which Imported	MONTH OF SEPTEMBER 1955		NINE MONTHS ENDED SEPTEMBER 1955		Class Number
	Quantities	Values (\$)	Quantities	Values (\$)	
INSULATORS ELECTRIC N O P					
100 U KINGDOM		15593		37453	7291
335 GERMANY W				664	
375 SWEDEN				125	
376 SWITZRLND		81		81	
400 U STATES		44618		363751	
		60292		402074	
MAGNESIA PIPE COVERING					
100 U KINGDOM		5682		35867	7292
400 U STATES		4718		40736	
		10400		76603	
MINERAL WOOL N O P					
400 U STATES	LB				7295
	155053	7700	1086088	142655	
	155053	7700	1086088	142655	
SALT TABLE					
400 U STATES	CWT				7296
	127	2035	738	15621	
	127	2035	738	15621	
SALT FOR FISHERIES					
100 U KINGDOM			560	835	7297
224 JAMAICA			70595	11999	
227 BAHAMAS	18816	3742	150563	45632	
334 ST PIERRE			700	781	
344 ITALY	61732	8957	61732	8957	
366 PORTUGAL			2000	700	
372 SPAIN	86641	13763	573181	188425	
400 U STATES			40	78	
	167189	26462	859371	257407	
SALT IN BULK N O P					
400 U STATES	CWT				7298
	881418	157595	3108196	675107	
	881418	157595	3108196	675107	
SALT IN BAGS BARRELS					
100 U KINGDOM			55537	63822	7299
335 GERMANY W	9364	10742	2240	1216	
400 U STATES	44191	20690	454096	244057	
	53555	31432	511873	309095	
SULPHUR AND BRIMSTONE					
400 U STATES	CWT				7300
	499747	627548	4424129	5571607	
	499747	627548	4424129	5571607	
MINERAL SUBSTANCES N O P					
100 U KINGDOM		2591		82060	7301
205 RHOD NYAS				60659	
207 UN SO AFR		53000		386582	
306 BELGIUM		1814		6793	
318 DENMARK				554	
327 FRANCE				1141	
335 GERMANY W		747		11479	
344 ITALY		3272		44830	
347 JAPAN				766	
354 NETHRLNDS				1064	
376 SWITZRLND		55		55	
390 GERMANY E				346	
400 U STATES		382115		3542785	
		443594		4139114	
VERMICULITE CRUDE					
207 UN SO AFR		5882		37743	7302
400 U STATES		47162		184212	
		53044		221955	
ASPHALT TILE FOR FLOORING					
100 U KINGDOM	SQ FT		29316	3219	7303
400 U STATES			1364888	110753	
	258453	19384	1394204	113972	
	258453	19384	1394204	113972	
ANDALUSITE KYANITE MULLITE ETC					
400 U STATES	CWT				7304
	760	2295	14646	43558	
	760	2295	14646	43558	

IMPORTS INTO CANADA FOR CONSUMPTION

Articles and Countries from which Imported	MONTH OF SEPTEMBER 1955		NINE MONTHS ENDED SEPTEMBER 1955		Class Number
	Quantities	Values (\$)	Quantities	Values (\$)	
GROUP B					
CHEMICALS AND ALLIED PRODUCTS					
ACID BORACIC 25 LBS OR OVER 400 U STATES	LB 484500	26142	2417780	150504	8001
	484500	26142	2417780	150504	
ACID HYDROFLUOSILICIC 400 U STATES	LB 41794	4227	126303	12506	8002
	41794	4227	126303	12506	
ACID MURIATIC 400 U STATES	LB 96860	719	596542	8261	8003
	96860	719	596542	8261	
ACETYSALICYLIC ACID 100 U KINGDOM 327 FRANCE 400 U STATES	LB 41216	23067	419266	231953	8004
	1000	516	660	371	
	42216	23583	128530	60754	
			548456	293078	
ACID NITRIC 400 U STATES	LB 20352	1539	440664	23712	8005
	20352	1539	440664	23712	
ACID PHOSPHORIC 400 U STATES	LB 6050	504	341957	29164	8006
	6050	504	341957	29164	
ACID SULPHURIC 400 U STATES	LB 144	100	55309	3351	8008
	144	100	55309	3351	
ACID LACTIC 100 U KINGDOM 335 GERMANY W 354 NETHRLNDS 400 U STATES	LB 48374	8801	126140	37706	8009
	16552	3195	92606	16460	
	1543	629	90315	17023	
	2750	776	96147	15900	
	69219	13401	405208	87089	
ACID NICOTINIC 327 FRANCE 335 GERMANY W 344 ITALY 376 SWITZRLND 400 U STATES	LB		400	1032	8010
			385	2418	
			171	1732	
			1651	4474	
	53772	144936	200216	441448	
	53772	144936	202823	451104	
SALICYLIC ACID 100 U KINGDOM 335 GERMANY W 400 U STATES	LB		784	311	8011
			6600	9501	
	700	259	24420	11710	
	700	259	31804	21522	
ACID ACETIC AND PYROLIGNEOUS 100 U KINGDOM 400 U STATES	GAL		330	1946	8012
			399	630	
			729	2576	
ACID CITRIC 100 U KINGDOM 400 U STATES	LB		86208	20709	8013
			319885	71860	
			406093	92569	
ACID CRESYLIC 100 U KINGDOM 400 U STATES	LB 73210	6494	319500	28152	8015
	2750	204	112949	8716	
	75960	6698	432449	36868	
XANTHATES FOR ORES 100 U KINGDOM 335 GERMANY W 400 U STATES	LB		41100	7263	8016
			14220	2811	
	399703	102092	5119736	1221529	
	399703	102092	5175056	1231603	
ACID OXALIC 100 U KINGDOM 327 FRANCE 335 GERMANY W 354 NETHRLNDS 400 U STATES	LB 33069	3978	40726	5068	8017
	96993	10825	134366	22101	
	22046	2469	314744	34732	
	1288	346	139681	15898	
	153396	17618	208574	33685	
			838091	111484	
ACID TANNIC 100 U KINGDOM 306 BELGIUM 327 FRANCE 336 GREECE 376 SWITZRLND 379 TURKEY 400 U STATES	LB 750	495	5730	2963	8020
	560	358	896	683	
	44092	3517	66575	8452	
			152925	11480	
			9367	9500	
			55115	4038	
			5850	7943	
	45402	4370	296458	45059	
TARTARIC ACID CRYSTAL OR POWD 100 U KINGDOM 335 GERMANY W 344 ITALY 372 SPAIN 400 U STATES	LB 85120	28203	397824	124955	8021
			29983	9618	
	12112	3558	103274	31181	
			3300	639	
			693	405	
	97232	31761	535074	166798	
ACIDS N O P 100 U KINGDOM 327 FRANCE 335 GERMANY W 344 ITALY 347 JAPAN 354 NETHRLNDS 375 SWEDEN	LB 25144	7681	406975	102872	8022
			40000	21044	
	26069	2911	175168	45461	
			10185	7752	
			1	389	
			27	181	
			551	1161	

IMPORTS INTO CANADA FOR CONSUMPTION

Articles and Countries from which Imported	MONTH OF SEPTEMBER 1955		NINE MONTHS ENDED SEPTEMBER 1955		Class Number
	Quantities	Values (\$)	Quantities	Values (\$)	
376 SWITZRLND			881	3493	
400 U STATES	385664	92894	2886809	747548	
ACID ARSENIC	436877	103486	3520847	929901	8023
	LB				
400 U STATES			428163	15276	
ACID ASCORBIC			428163	15276	8024
	LB				
400 U STATES	3695	20688	31002	192993	
ACID FORMIC	3695	20688	31002	192993	8025
	LB				
335 GERMANY W	2315	245	451284	45318	
354 NETHRLNDS	14169	1250	51809	5001	
400 U STATES			58740	8643	
ACID CHROMIC	16484	1495	561833	58962	8026
	LB				
100 U KINGDOM	44000	10278	142000	33485	
335 GERMANY W	22046	5387	44092	10781	
376 SWITZRLND			1206	257	
400 U STATES	172000	44726	757742	195083	
ACID CARBOLIC OR PHENOL	238046	60391	945040	239606	8027
	LB				
400 U STATES	918960	145566	6121580	963956	
AMYL ALCOHOL	918960	145566	6121580	963956	8032
	GAL				
400 U STATES	4800	6138	12276	15550	
BUTYL ALCOHOL	4800	6138	12276	15550	8034
	LB				
100 U KINGDOM			160	59	
400 U STATES	2760	416	238513	28290	
METHYL ETHYL KETONE ETC	2760	416	238673	28349	8035
	LB				
400 U STATES	330761	36722	3987881	591725	
ETHYL AND METHYL ALCOHOL	330761	36722	3987881	591725	8036
	P GAL				
335 GERMANY W			913690	270290	
381 ALASKA			293	231	
400 U STATES	66423	13937	195062	57547	
RUM TO BE DENATURED	66423	13937	1109045	328068	8037
	P GAL				
221 B GUIANA			1001	1398	
224 JAMAICA			993	1234	
400 U STATES			375	469	
ISOPROPYL ALCOHOL			2369	3101	8038
	GAL				
100 U KINGDOM			220	682	
400 U STATES	2224	1120	199436	82712	
CELLULOSE ACETATE PHOTO FILM	2224	1120	199656	83394	8046
400 U STATES		165598		966550	
COLLODION FOR FILMS ENGRAVERS		165598		966550	8047
	GAL				
400 U STATES	21	77	41	154	
CAFFEINE AND SALTS	21	77	41	154	8052
	LB				
327 FRANCE	440	400	440	400	
335 GERMANY W	4990	12593	22906	55278	
354 NETHRLNDS			6000	17620	
400 U STATES	76	217	24536	66317	
COCAINE	5506	13210	53882	139615	8053
	OZ				
100 U KINGDOM			1115	12640	
CODEINE AND SALTS			1115	12640	8054
	OZ				
100 U KINGDOM	5009	24343	47856	240479	
215 INDIA	6000	23524	6600	26657	
335 GERMANY W			700	3454	
354 NETHRLNDS			4000	24392	
OPIUM DERIVATIVES N O P	11009	47867	59156	294982	8056
	OZ				
100 U KINGDOM			3979	16569	
327 FRANCE			10	113	
354 NETHRLNDS			323	1732	
400 U STATES	19	186	440	2399	
OPIUM	19	186	4752	20813	8057
	LB				
100 U KINGDOM			165	2015	
QUININE SALTS			165	2015	8059
	OZ				
100 U KINGDOM			2588	1374	
335 GERMANY W	1500	391	8700	3082	
354 NETHRLNDS			5000	1347	
400 U STATES	4000	1109	63890	21820	
STRYCHNINE AND SALTS	5500	1500	80178	27623	8060
	OZ				
100 U KINGDOM	2881	1862	13661	8211	
215 INDIA	1000	680	2000	1365	
PREPARATIONS WEED KILLING	3881	2542	15661	9576	8069
100 U KINGDOM		337		45701	
335 GERMANY W				5797	
363 PERU				7700	
400 U STATES		31054		2175422	
NICOTINE AND SALT FOR SPRAYING		31391		2234620	8070
	LB				
100 U KINGDOM			21000	14239	
400 U STATES	450	116	101262	77477	
	450	116	122262	91716	

IMPORTS INTO CANADA FOR CONSUMPTION

Articles and Countries from which Imported	MONTH OF SEPTEMBER 1955		NINE MONTHS ENDED SEPTEMBER 1955		Class Number
	Quantities	Values (\$)	Quantities	Values (\$)	
CHLOROPICRIN INSECTICIDES					8071
100 U KINGDOM				1680	
347 JAPAN		2077		2077	
400 U STATES		23116		72267	
		25193		76024	
SPRAYS IN PKGS NOT OVER 3 LBS					8072
100 U KINGDOM		4916		39281	
335 GERMANY W				5874	
400 U STATES		44417		249171	
		49333		294326	
DISINFECTANTS DIPS SPRAYS NOP					8073
100 U KINGDOM		13772		224980	
327 FRANCE		5071		19530	
335 GERMANY W		36631		96960	
354 NETHRLNDS				3318	
359 NORWAY				300	
363 PERU				20327	
376 SWITZRLND				27499	
400 U STATES		378419		5863996	
		433893		6256910	
MEDICINAL PREPARATIONS DRY					8074
100 U KINGDOM		45815		424526	
231 HONG KONG		7083		36531	
236 NEW ZEAL				553	
305 AUSTRIA		887		1112	
306 BELGIUM				2630	
317 CZECHOS				97	
318 DENMARK				3264	
327 FRANCE		12858		99717	
335 GERMANY W		1072		18304	
344 ITALY		156		156	
347 JAPAN				1022	
354 NETHRLNDS		1133		6570	
375 SWEDEN				70	
376 SWITZRLND		69183		400872	
400 U STATES		617847		3746983	
		756034		4742407	
MEDICINAL PREPARATIONS LIQUID					8075
100 U KINGDOM		8787		46264	
231 HONG KONG		132		4504	
234 AUSTRALIA				3023	
327 FRANCE		6257		49217	
335 GERMANY W				1584	
344 ITALY				1064	
347 JAPAN		118		455	
354 NETHRLNDS				1849	
375 SWEDEN				1159	
376 SWITZRLND		161		17130	
400 U STATES		108938		863010	
		124393		989259	
MEDICINAL PREPARATIONS OTHER					8076
100 U KINGDOM				210	
231 HONG KONG		1141		5717	
327 FRANCE				745	
335 GERMANY W				86	
347 JAPAN				617	
376 SWITZRLND				2171	
400 U STATES		4408		39864	
		5549		49410	
MEDICATED WINES UNDER 40 PROOF	GAL				8077
MENTHOL NATURAL OR SYNTHETIC					8078
100 U KINGDOM		5337		27143	
231 HONG KONG		8435		117450	
309 BRAZIL		19534		30438	
313 CHINA				25944	
335 GERMANY W				8433	
354 NETHRLNDS				10229	
400 U STATES		2112		43513	
		35418		263150	
PAPAIN					8079
203 B E AFR				2866	
217 CEYLON				228	
400 U STATES		286		8165	
		286		11259	
SPIRITS AND STRONG WATERS	GAL				8081
100 U KINGDOM	15	318	321	2880	
231 HONG KONG	1068	4670	4475	23256	
400 U STATES	528	7860	1734	34203	
	1611	12848	6530	60339	
EXTRACT OF CASCARA SAGRADA					8082
400 U STATES		16294		26923	
		16294		26923	
PENICILLIN AND PRODUCTS					8083
100 U KINGDOM		10664		18719	
400 U STATES		38640		412312	
		49304		431031	
STREPTOMYCIN AND PRODUCTS					8084
100 U KINGDOM		601		39942	
400 U STATES		4378		108589	
		4979		148531	
SULPHA DRUGS					8085
100 U KINGDOM		3395		67339	
317 CZECHOS				1222	
318 DENMARK		1683		45636	
327 FRANCE				6625	

IMPORTS INTO CANADA FOR CONSUMPTION

Articles and Countries from which Imported	MONTH OF SEPTEMBER 1955		NINE MONTHS ENDED SEPTEMBER 1955		Class Number	
	Quantities	Values (\$)	Quantities	Values (\$)		
344 ITALY				2091	8086	
354 NETHRLNDS		1959		15129		
376 SWITZRLND		1849		29401		
400 U STATES		7605		176379		
ANTIBIOTICS N O P		16491		343822		
100 U KINGDOM				215481	8086	
327 FRANCE				5331		
400 U STATES		266870		1854615		
ANILINE DYES 1 LB OR OVER	LB			2075427	8091	
100 U KINGDOM	71104	75164	706280	717697	8091	
220 BERMUDA			695	1435		
306 BELGIUM	3599	1752	9615	7768		
327 FRANCE			87391	113297		
335 GERMANY W	13905	17902	235549	270613		
344 ITALY			385	725		
354 NETHRLNDS			46464	48224		
376 SWITZRLND	58523	103030	497255	945306		
400 U STATES	402851	531076	2809598	3608188		
	549982	728924	4393232	5713253		
ANILINE AND COAL TAR DYES NOP	LB					8092
400 U STATES	2046	5322	24146	50598	8093	
	2046	5322	24146	50598		
ANILINE OIL CRUDE	LB				8093	
400 U STATES	200	268	5019	1327	8094	
	200	268	5019	1327		
ANILINE SALTS AND ALIZARIN	LB				8094	
100 U KINGDOM	1740	2884	52052	28356	8095	
335 GERMANY W			2000	2520		
400 U STATES			9257	2523		
COAL TAR BASE OR SALT FOR DYES	LB				8095	
100 U KINGDOM	11010	11304	93487	89223	8095	
306 BELGIUM			16495	14099		
327 FRANCE			8814	4493		
335 GERMANY W	40668	24229	310480	177652		
344 ITALY			4960	3204		
354 NETHRLNDS			4620	4447		
376 SWITZRLND	2165	2403	6334	10056		
400 U STATES	25183	37094	432108	410866		
	79026	75030	877298	714040		
CAMWOOD AND SUMAC AND EXTRACT	CWT					8103
400 U STATES			146	1413		8104
			146	1413		
CHEM COMP FOR DYEING TANNING NOP	CWT				8104	
100 U KINGDOM	2783	54452	12612	251343	8105	
327 FRANCE	4	160	599	9347		
335 GERMANY W	244	13119	4667	126414		
354 NETHRLNDS			7	537		
376 SWITZRLND	18	1309	245	18383		
400 U STATES	19213	97463	124137	667863		
	22262	166503	142267	1073887		
BASIC CHROMIC SULPHATE	CWT				8105	
100 U KINGDOM	380	2896	3406	24905	8106	
335 GERMANY W	400	3209	938	7597		
354 NETHRLNDS			550	4518		
400 U STATES	2464	22410	16930	153522		
	3244	28515	21824	190542		
INDIGO INDIGO PASTE OR EXTRACT	CWT				8106	
100 U KINGDOM	125	9427	1305	93606	8107	
400 U STATES			11	451		
IRON AND RED LIQUOR FOR DYEING	CWT				8107	
400 U STATES			125	1134	8109	
			125	1134		
LOGWOOD AND FUSTIC EXTRACT	CWT				8109	
400 U STATES	17	395	293	8874	8111	
	17	395	293	8874		
QUEBRACHD EXTRACT	CWT				8111	
304 ARGENTINA	5303	58933	41741	463236	8113	
354 NETHRLNDS	44	544	301	3678		
362 PARAGUAY	2825	31717	16292	182423		
400 U STATES			5306	69898		
	8172	91194	63640	719235		
TERRA JAPONICA GAMBIER CUTCH	CWT				8113	
100 U KINGDOM	50	693	1449	19344	8114	
219 BEI OTHER			20	205		
400 U STATES			74	714		
	50	693	1543	20263		
TURMERIC	CWT				8114	
100 U KINGDOM			112	2458	8115	
215 INDIA	138	3029	1094	21914		
224 JAMAICA			56	616		
400 U STATES			118	2773		
	138	3029	1380	27761		
NON EDIBLE SEEDS BEANS NUTS	CWT				8115	
100 U KINGDOM			55	972	8116	
224 JAMAICA	45	136	403	1220		
335 GERMANY W			10	280		
400 U STATES	17	669	713	6758		
	62	805	1181	9230		
CHESTNUT EXTRACT	CWT				8116	
327 FRANCE			3858	42318	8116	
344 ITALY			6635	68266		
400 U STATES			350	4284		
			10843	114868		

IMPORTS INTO CANADA FOR CONSUMPTION

Articles and Countries from which Imported	MONTH OF SEPTEMBER 1955		NINE MONTHS ENDED SEPTEMBER 1955		Class Number
	Quantities	Values (\$)	Quantities	Values (\$)	
SPRUCE EXTRACT 400 U STATES	CWT		1950	11069	8117
			1950	11069	
MYROBALAN EXTRACT 100 U KINGDOM 215 INDIA	CWT		224	1813	8118
			1150	8014	
			1374	9827	
WATTLE EXTRACT 203 B E AFR 207 UN SO AFR 354 NETHRLNDS 400 U STATES	CWT	549 5301 5060 43778	1545 14865 15290 131619 44 422 22 223		8119
		5609 49079	16901 147129		
HEMLOCK EXTRACT 400 U STATES	CWT	48 346	364 2513		8120
		48 346	364 2513		
EXTRACTS N O P DYEING TANNING 100 U KINGDOM 234 AUSTRALIA 327 FRANCE 335 GERMANY W 379 TURKEY 400 U STATES	CWT	847	912 15799 2813 20353 66 3373 2 202 1102 8143		8121
		1470 11938	10210 93202		
		1470 12785	15105 141072		
BINITROTOLUOL FOR EXPLOSIVES 400 U STATES	LB		480000 89795		8131
			480000 89795		
NITRATE COMPOUNOS NOP FOR EXPL 100 U KINGDOM 400 U STATES	LB	11200 1270 40300 4369	33600 3708 542680 62232		8132
		51500 5639	576280 65940		
BLASTING AND MINING POWDER 400 U STATES	LB		61830 22485		8133
			61830 22485		
DYNAMITE AND NITRO GLYCERINE 400 U STATES	LB	330 136	18455 13084		8134
		330 136	18455 13084		
FIREWORKS FIRECRACKERS 100 U KINGDOM 231 HONG KONG 335 GERMANY W 347 JAPAN 354 NETHRLNDS 400 U STATES		17619 14698 1213 1090	67208 100931 129 2303 644 18846		8135
		34620	190061		
FUSE NON METALLIC 100 U KINGDOM 400 U STATES		258	236 6481		8136
		258	6717		
GUN RIFLE SPORTING POWDER 100 U KINGDOM 400 U STATES	LB	14044 5654	81544 25119		8137
		26829 20440	1067993 1140602		
		40873 26094	1149537 1165721		
EXPLOSIVES N O P 100 U KINGDOM 400 U STATES	LB	120 72	80120 75086		8138
		31920 22770	154697 126617		
		32040 22842	234817 201703		
NITROGEN SDLUTION 335 GERMANY W 400 U STATES	CWT	38036 107240	1102 5558 548838 1657288		8149
		38036 107240	549940 1662846		
NITROGEN FERTILIZER N O P 400 U STATES	CWT	510 1559	5795 15589		8150
		510 1559	5795 15589		
AMMONIUM SULPHATE 100 U KINGDOM 335 GERMANY W 400 U STATES	CWT	600 1702	5680 16486 2864 7525		8151
		693 1746	125048 266980		
		1293 3448	133592 290991		
BASIC SLAG	CWT				8152
POTASH MURIATE OF 327 FRANCE 335 GERMANY W 400 U STATES	CWT	40000 42471	370941 417667		8155
		65960 73615	457295 536027		
		56851 66210	1138177 1320569		
		162811 182296	1966413 2274263		
POTASH SULPHATE OF 327 FRANCE 335 GERMANY W 400 U STATES	CWT	3400 5981	20200 33470		8156
		3410 6323	148978 245402		
		14610 24771	172578 284853		
SODA NITRATE OR CUBIC NITRE 100 U KINGDOM 312 CHILE 354 NETHRLNDS 400 U STATES	CWT	448 1732 6454 17461			8157
		220 630	330 932		
		35309 81856	281182 621105		
		35529 82486	288414 641230		
TRIPLE SUPERPHOSPHATE 400 U STATES	CWT	3983 8828	373038 853322		8161
		3983 8828	373038 853322		
SUPERPHOSPHATE N O P 400 U STATES	CWT	417663 375923	2322090 2159904		8162
		417663 375923	2322090 2159904		
PHOSPHATE FERTILIZER N O P 400 U STATES	CWT	1200 2059	34070 80945		8163
		1200 2059	34070 80945		

IMPORTS INTO CANADA FOR CONSUMPTION

Articles and Countries from which Imported	MONTH OF SEPTEMBER 1955		NINE MONTHS ENDED SEPTEMBER 1955		Class Number
	Quantities	Values (\$)	Quantities	Values (\$)	
SULPHATE OF POTASH MAGNESIA 400 U STATES	CWT 3874	2579	31284	22582	8164
POTASH FERTILIZER N O P	CWT 3874	2579	31284	22582	8165
FERTILIZER MIXED 100 U KINGDOM 400 U STATES	CWT 124	2818	667 28150	6405 277991	8166
FERTILIZER MATERIALS N O P 100 U KINGDOM 375 SWEDEN 400 U STATES	CWT 124	2818	28817	284396	8167
LITHARGE 100 U KINGDOM 335 GERMANY W 400 U STATES	CWT 798	978	1052 302	2284 12215	8171
LEAD RED DRY ORANGE MINERAL 100 U KINGDOM 400 U STATES	CWT 3973	7483	83062	155897	8172
LEAD WHITE DRY 100 U KINGDOM 400 U STATES	CWT 4771	8461	84416	170396	8173
LEAD WHITE GROUND IN OIL ANTIMONY OXIDE 100 U KINGDOM 306 BELGIUM 335 GERMANY W 400 U STATES	CWT 296	4866	4311	70631	8174
LAMP BLACK 100 U KINGDOM 400 U STATES	LB 1947	32927	441	6895	8179
TITANIUM OXIDE 100 U KINGDOM 400 U STATES	LB 2243	37793	15107	253800	8180
CARBON BLACK 100 U KINGDOM 335 GERMANY W 400 U STATES	LB 45920	6814	207560	33586	8181
BONE BLACK AND IVORY BLACK 100 U KINGDOM 400 U STATES	LB 2250	473	11750	2391	8182
BLANC FIXE 100 U KINGDOM 306 BELGIUM 335 GERMANY W 400 U STATES	LB 48170	7287	219310	35977	8183
BRONZE POWDER 100 U KINGDOM 335 GERMANY W 400 U STATES	LB 52000	6059	56593	7024	8184
LITHOPONE 100 U KINGDOM 306 BELGIUM 335 GERMANY W 354 NETHRLNDS 400 U STATES	LB 52000	6059	72918	9900	8185
OXIDE OF COBALT 400 U STATES	LB 10000	2331	130000	28950	8186
OXIDE OF COPPER 100 U KINGDOM 400 U STATES	LB 306	516	2240	516	8187
OXIDES FILLERS COLOURS DRY NOP 100 U KINGDOM 318 DENMARK 327 FRANCE 335 GERMANY W 344 ITALY 354 NETHRLNDS 372 SPAIN 375 SWEDEN 376 SWITZRLND 400 U STATES	LB 23000	6148	90654	24862	8188
PARIS GREEN DRY 400 U STATES	LB 33000	8479	245894	60035	8189
SATIN WHITE 400 U STATES	LB 100	113	1500	113	8190
	LB 10700	1851	145306	26326	8191
	LB 12200	1964	146806	26439	
	LB 27560	1612	44320	3483	
	LB 10000	382	56000	2038	
	LB 16250	1659	475302	15541	
	LB 53810	3653	338802	19538	
	LB 102	138	753	792	
	LB 1782	2310	4460	5687	
	LB 1884	2448	5458	6696	
	LB 25000	1593	576325	35868	
	LB 106050	7186	22046	1105	
	LB 131050	8779	288311	19552	
	LB 4000	10206	131000	7076	
	LB 4000	10206	1414251	108672	
	LB 103260	49564	2431933	172273	
	LB 16834	8285	4000	10206	
	LB 120094	57849	4000	10206	
	LB 174084	32288	103260	49564	
	LB 100	66	16834	8285	
	LB 33975	2360	120094	57849	
	LB 11008	5016	987621	316930	
	LB 59717	1588	9363	14929	
	LB 778811	267048	46375	1182	
	LB 1057695	308366	976257	54042	
	LB 100	66	504	593	
	LB 11008	5016	18882	14323	
	LB 59717	1588	349420	8000	
	LB 778811	267048	13140	5166	
	LB 1057695	308366	392	1010	
	LB 66282	1149	6305605	2428855	
	LB 66282	1149	8707559	2845030	
	LB 5600	1535	5600	1535	
	LB 5600	1535	680581	10848	
	LB 66282	1149	680581	10848	

IMPORTS INTO CANADA FOR CONSUMPTION

Articles and Countries from which Imported	MONTH OF SEPTEMBER 1955		NINE MONTHS ENDED SEPTEMBER 1955		Class Number
	Quantities	Values (\$)	Quantities	Values (\$)	
ULTRAMARINE BLUE DRY OR PULP 100 U KINGDOM 335 GERMANY W 400 U STATES	LB 46340	8486	283176 44092 227717	46404 1495 51936	8192
ZINC WHITE OXIDE 100 U KINGDOM 400 U STATES	LB 20000 72105	2353 9792	237046 1001176	25544 132298	8193
OXIDE OF TIN 100 U KINGDOM 400 U STATES	LB 39272	12145	1238222 350	157842 365	8194
OCHRES SIENNAS AND UMBERS 100 U KINGDOM 327 FRANCE 400 U STATES	LB 14400	478	145636 40000	3271 988	8201
PUTTY 100 U KINGDOM 306 BELGIUM 400 U STATES	LB 240550 254950	6308 6788	1385560 1571196	44043 48302	8202
ARTISTS AND CHILDRENS COLOURS 100 U KINGDOM 306 BELGIUM 327 FRANCE 335 GERMANY W 347 JAPAN 354 NETHRLNDS 400 U STATES		25951 644 676		209375 367 700 3938 988 755	8211
GOLD LIQUID PAINT 400 U STATES		31336	58607	178381 394504	8212
LIQUID FILLERS AND PAINTS NOP 100 U KINGDOM 234 AUSTRALIA 335 GERMANY W 353 MOROCCO 354 NETHRLNDS 359 NORWAY 375 SWEDEN 381 ALASKA 400 U STATES	GAL 791 29	2484 196	19330 180 134 29 695 1728 8 17	66074 900 696 2026 3196 4444 65 73	8213
SPIRIT VARNISHES AND LACQUERS 100 U KINGDOM 318 DENMARK 335 GERMANY W 353 MOROCCO 376 SWITZRLND 400 U STATES	GAL 70 258 114 5765 6207	349 1882 1186 25808 29225	420186 442307	1530541 1608015	8214
STAINS AND OXIDES 100 U KINGDOM 335 GERMANY W 400 U STATES	LB 5827	3601	26533 617	26241 6828	8215
VARNISHES LACQUERS JAPANS NOP 100 U KINGDOM 318 DENMARK 327 FRANCE 335 GERMANY W 354 NETHRLNDS 375 SWEDEN 376 SWITZRLND 381 ALASKA 400 U STATES	GAL 190 49 7 90	628 127 93 301	2453 49 43 528 767 114 42	9991 127 269 300 2084 2642 280 163	8216
ALCOHOLIC PERFUMES UNDER 4 OZ 100 U KINGDOM 231 HONG KONG 327 FRANCE 335 GERMANY W 344 ITALY 354 NETHRLNDS 372 SPAIN 383 HAWAII 400 U STATES		938 107 43087 12772 627 234	35960 93725	534439 550295	8221
ALCOHOLIC PERFUMES OVER 4 OZ 100 U KINGDOM 231 HONG KONG 327 FRANCE 335 GERMANY W 400 U STATES	GAL 17 144 132 45	1298 4672 3026 484	346 15 499 226 697	12087 172 18800 5266 6697	8222
POMADES FRENCH	LB 338	9550	1783	43022	8223
PERFUMERY TOILET PREPARATIONS 100 U KINGDOM 231 HONG KONG 306 BELGIUM 327 FRANCE 335 GERMANY W		8961 10238 4049		55695 128 396 51108 48891	8224

IMPORTS INTO CANADA FOR CONSUMPTION

Articles and Countries from which Imported	MONTH OF SEPTEMBER 1955		NINE MONTHS ENDED SEPTEMBER 1955		Class Number
	Quantities	Values (\$)	Quantities	Values (\$)	
344 ITALY		3346		7311	
347 JAPAN				62	
354 NETHRLNDS		70		1339	
372 SPAIN				117	
376 SWITZRLND				281	
383 HAWAII				272	
400 U STATES		73007		523409	
CASTILE SOAP	LB	99671		689009	8231
327 FRANCE	2690	389	8557	1224	
335 GERMANY W			963	402	
400 U STATES	8284	2753	14258	4973	
COMMON OR LAUNDRY SOAP	LB	10974	23778	6599	8232
100 U KINGDOM			20912	2255	
354 NETHRLNDS			2794	306	
400 U STATES	58000	7821	687998	92870	
LIQUID SOAP	LB	58000	711704	95431	8234
100 U KINGDOM			4994	291	
400 U STATES	91559	17019	786671	173766	
SOAP POWDERS AND FLAKES	LB	91559	791665	174057	8235
100 U KINGDOM			16696	1235	
335 GERMANY W			1114	270	
376 SWITZRLND			330	125	
400 U STATES	559803	83233	4208229	571705	
TOILET SOAP N O P	LB	559803	4226369	573335	8236
100 U KINGDOM		11247		65056	
305 AUSTRIA		176		3743	
306 BELGIUM		50		2323	
318 DENMARK		718		876	
327 FRANCE		100		2362	
335 GERMANY W		3835		8076	
354 NETHRLNDS		1364		4065	
360 ISRAEL		712		712	
372 SPAIN				260	
376 SWITZRLNO		114		175	
400 U STATES		14127		57738	
WHALE OIL SOAP	LB	32443		145386	8237
100 U KINGDOM			6720	341	
400 U STATES			15150	1846	
SOAP N O P	LB		21870	2187	8238
100 U KINGDOM		78		4359	
306 BELGIUM				1127	
376 SWITZRLND		104		883	
400 U STATES		12656		79070	
ALUM IN BULK NOT CALCINED	CWT	12838		85439	8251
100 U KINGDOM	599	1758	7317	21493	
375 SWEDEN			18	248	
400 U STATES	669	3712	7081	30348	
CHLORIDE OF ALUMINUM	CWT	1268	14446	52089	8252
400 U STATES	33	511	13687	97279	
SULPHATE OF IRON COPPERAS	CWT	33	13687	97279	8253
100 U KINGDOM			1174	1700	
400 U STATES	2251	3325	11102	18141	
SULPHATE OF ALUMINA ALUM CAKE	CWT	2251	12276	19841	8254
100 U KINGDOM	3000	4731	87157	150754	
335 GERMANY W			1247	1907	
400 U STATES	13586	25608	106100	200599	
AMMONIA NITRATE	LB	16586	194504	353260	8261
400 U STATES	27563	2074	1400605	78902	
SAL AMMONIAC	LB	27563	1400605	78902	8262
100 U KINGDOM	4756	311	184984	11385	
335 GERMANY W			81538	3736	
354 NETHRLNDS			22046	766	
365 POLAND	40000	1330	40000	1330	
400 U STATES			51265	4400	
SAL AMMONIAC SKIMMINGS	LB	44756	379833	21617	8263
100 U KINGDOM			20080	1275	
306 BELGIUM			8700	603	
335 GERMANY W			94005	6665	
400 U STATES	87540	8765	356992	37574	
AMMONIA COMPOUNDS N O P	LB	87540	479777	46117	8264
100 U KINGDOM	78224	4347	362630	25215	
335 GERMANY W	4409	677	72302	3399	
354 NETHRLNDS	1120	125	6460	758	
400 U STATES	456961	28038	4000461	199256	
AMMONIA ANHYDROUS	LB	540714	4441853	228628	8265
400 U STATES	3906800	165387	34516233	1482607	
ANTIMONY SALTS TARTAR EMETIC	LB	3906800	34516233	1482607	8271
100 U KINGDOM			112	61	
335 GERMANY W			2200	1024	

IMPORTS INTO CANADA FOR CONSUMPTION

Articles and Countries from which Imported	MONTH OF SEPTEMBER 1955		NINE MONTHS ENDED SEPTEMBER 1955		Class Number	
	Quantities	Values (\$)	Quantities	Values (\$)		
400 U STATES	12607	4830	28961	14381		
ARSENOUS OXIDE ARSEN SULPHIDE	LB 12607	4830	31273	15466	8273	
COPPER SUBACETATE PRECIPITATE	LB				8274	
COPPER SULPHATE	LB				8275	
100 U KINGDOM	50724	6212	807561	92563		
400 U STATES	140600	19875	1142950	173632		
TIN BICHLORIDE TIN CRYSTALS	191324	26087	1950511	266195		
100 U KINGDOM			612	455	8277	
400 U STATES			8090	7758		
ZINC CHLORIDE	LB		8702	8213	8278	
100 U KINGDOM	7280	739	89916	8586		
400 U STATES	25974	2112	110590	13771		
ZINC SULPHATE	LB		200506	22357	8279	
100 U KINGDOM	84880	3796	839440	43635		
306 BELGIUM	199360	5365	513720	17115		
335 GERMANY W			86000	4755		
400 U STATES	218300	11574	909230	57477		
BISMUTH SALTS	502540	20735	2348390	122982		
100 U KINGDOM		3565		15046	8291	
400 U STATES				3635		
LEAD ACETATE NOT GROUND	LB	3565		18681	8292	
100 U KINGDOM	7991	1282	103136	16463		
335 GERMANY W			4410	1219		
400 U STATES	300	104	1918	506		
LEAD ARSENATE	8291	1386	109464	18188		
100 U KINGDOM	LB		29768	4404	8293	
400 U STATES			101032	18508		
LEAD NITRATE NOT GROUND	LB		130800	22912	8294	
100 U KINGDOM	33432	4848	158626	23743		
400 U STATES			35100	6228		
COMPOUNDS OF TETRAETHYL LEAD	33432	4848	193726	29971		
400 U STATES	LB				8295	
BROMINE	4354245	1559935	26163866	9500502		
400 U STATES	4354245	1559935	26163866	9500502		
CHLORINE LIQUID CHLORINE GAS	LB				8301	
400 U STATES	1053	440	26840	11752		
IODINE CRUDE	1053	440	26840	11752		
312 CHILE	LB				8303	
400 U STATES	6529200	186022	54369413	1536577		
IODIZED SALTS FOR ANIMALS	6529200	186022	54369413	1536577		
100 U KINGDOM	LB		18163	25839	8304	
400 U STATES	9250	13289	75093	101054		
CALCIUM ARSENATE	9250	13289	93256	126893		
CALCIUM CHLORIDE	LB				8305	
306 BELGIUM				1721		
335 GERMANY W				1407		
400 U STATES				3128		
CHLORIDE OF LIME	LB		564865	28601	8311	
306 BELGIUM	CWT		564865	28601	8315	
335 GERMANY W	21	131	3919	7703		
400 U STATES	24327	32058	3323	5592		
CHLORIDE OF LIME	24348	32189	300322	386937		
100 U KINGDOM	CWT	1955	7449	16270	62075	8316
347 JAPAN				22	302	
354 NETHRLNDS				367	996	
400 U STATES	657	15240	7147	119591		
CALCIUM MOLYBDATE	2612	22689	23806	182964		
400 U STATES	LB		89460	124616	8318	
CALCIUM COMPSD NOP EXC CITRATE	7000	9611	89460	124616		
100 U KINGDOM	LB	2419	1813	45128	8300	
327 FRANCE				2040	3201	
335 GERMANY W				13713	2259	
354 NETHRLNDS	1904	685	17252	5965		
359 NORWAY				12000	339	
376 SWITZRLND				4508	11305	
400 U STATES	296121	31135	3687449	400326		
ARGOLS	300444	33633	3782090	431695		
CREAM OF TARTAR IN CRYSTALS	LB				8321	
100 U KINGDOM	LB	1680	478	72800	20531	
335 GERMANY W		5500	1250	22160	4934	
344 ITALY		11020	2312	86216	17594	
354 NETHRLNDS				2204	435	
372 SPAIN		5511	1089	27028	6036	
400 U STATES				5181	1387	
POTASH AND PEARL ASH	23711	5129	215589	50917		
335 GERMANY W	LB		11905	881	8323	

IMPORTS INTO CANADA FOR CONSUMPTION

Articles and Countries from which Imported	MONTH OF SEPTEMBER 1955		NINE MONTHS ENDED SEPTEMBER 1955		Class Number
	Quantities	Values (\$)	Quantities	Values (\$)	
400 U STATES	5625	649	308748	26291	
POTASH BICARBONATE	5625	649	320653	27172	8325
100 U KINGDOM			5600	720	
400 U STATES			500	104	
POTASH BICHROMATE CRUDE			6100	824	8326
100 U KINGDOM	3000	405	15400	2288	
335 GERMANY W			2205	339	
400 U STATES	12500	1872	213065	32017	
POTASH CAUSTIC	15500	2277	230670	34644	8327
327 FRANCE			71252	7991	
335 GERMANY W	58701	5197	311579	24348	
354 NETHRLNDS			11880	891	
375 SWEDEN	5000	1090	11880	2632	
400 U STATES	483560	21390	3399067	164986	
POTASH CHLORATE GROUND	547261	27677	3805658	200848	8329
354 NETHRLNDS			22000	3087	
376 SWITZRLND			22046	2873	
400 U STATES			22100	3448	
POTASH RED OR YELLOW PRUSSIAE			66146	9408	8330
335 GERMANY W	2205	877	2205	877	
390 GERMANY E			4409	813	
400 U STATES	1100	430	12266	4289	
POTASH NITRATE OR SALT PETRE	3305	1307	18880	5979	8331
100 U KINGDOM					
335 GERMANY W	80000	6325	240112	19024	
354 NETHRLNDS			487102	27546	
400 U STATES			6600	425	
POTASH COMPOUNDS N O P			174932	14857	8332
100 U KINGDOM	80000	6325	908746	61852	
327 FRANCE					
335 GERMANY W	1120	1706	154853	47995	
344 ITALY			24046	2752	
354 NETHRLNDS	500	67	107362	11728	
375 SWEDEN			1250	1677	
400 U STATES	197953	23166	190810	27943	
CLEANING COMPOUNDS SODIUM BASE	221619	27141	47844	2023	8333
400 U STATES			1577254	235303	
SODA BENZOATE			2103419	329421	8337
100 U KINGDOM	1198685	136020	8629440	972635	
400 U STATES	1198685	136020	8629440	972635	8338
SODA BROMIDE					8339
100 U KINGDOM			13440	4388	
400 U STATES			1045	2537	
SODA CITRATE			14485	6925	8340
100 U KINGDOM					
400 U STATES	6000	1841	10987	3999	
BAKING POWDER	6000	1841	17000	4841	8341
400 U STATES			27987	8840	
BORAX					8342
335 GERMANY W					
400 U STATES			2500	644	
GLAUBER SALTS			59125	16444	8343
335 GERMANY W			2500	644	
354 NETHRLNDS					
400 U STATES					
SODA ARSENIATE BINARSENIATE					8344
100 U KINGDOM					
400 U STATES					
SODA ASH OR BARILLA					8345
100 U KINGDOM					
400 U STATES					
SODA BICARBONATE					8346
100 U KINGDOM					
400 U STATES					
SODA BICHROMATE					8347
100 U KINGDOM					
207 UN SO AFR					
335 GERMANY W					
400 U STATES					
SODA BISULPHATE OR NITRE CAKE					8348
100 U KINGDOM					
400 U STATES					
SODA BISULPHITE					8349
100 U KINGDOM					
335 GERMANY W					
400 U STATES					

IMPORTS INTO CANADA FOR CONSUMPTION

Articles and Countries from which Imported	MONTH OF SEPTEMBER 1955		NINE MONTHS ENDED SEPTEMBER 1955		Class Number
	Quantities	Values (\$)	Quantities	Values (\$)	
SODA CAUSTIC IN PACKAGES	LB				8350
100 U KINGDOM	20160	708	5881773	182533	
375 SWEDEN	10000	1519	50500	7772	
400 U STATES	993434	44989	10276051	402827	
	1023594	47216	16208324	593132	
SODA CAUSTIC IN SOLUTION	LB				8352
400 U STATES	20617035	276385	165470798	2195435	
	20617035	276385	165470798	2195435	
SODA CHLORATE	LB				8353
400 U STATES	2000	261	121050	8983	
	2000	261	121050	8983	
SODIUM CYANIDE	LB				8354
100 U KINGDOM	865640	106218	4860472	608091	
335 GERMANY W	110000	14187	744487	95844	
354 NETHRLNDS			88000	11436	
400 U STATES			35700	7336	
	975640	120405	5728659	722707	
SODIUM GLUTAMATE	LB				8355
231 HONG KONG			25000	29352	
347 JAPAN	5300	4552	263812	286249	
400 U STATES	94341	222824	668822	1065613	
	99641	227376	957634	1381214	
SODA HYPOSULPHITE	LB				8356
100 U KINGDOM	44800	1481	289780	9892	
400 U STATES	94710	5243	321893	19309	
	139510	6724	611673	29201	
SODA NITRITE	LB				8357
100 U KINGDOM	49280	1943	590624	23072	
306 BELGIUM			4409	164	
335 GERMANY W			185048	6960	
390 GERMANY E			55115	1847	
400 U STATES			144100	9732	
	49280	1943	979296	41775	
SODA PEROXIDE	LB				8358
100 U KINGDOM	2250	298	246948	31484	
335 GERMANY W	23809	3910	23809	3910	
400 U STATES	45683	7614	217023	38980	
	71742	11822	487780	74374	
SODA PHOSPHATE N O P	LB				8359
100 U KINGDOM	2800	2231	10204	6878	
335 GERMANY W			5491	1053	
400 U STATES	281870	31453	2491740	254019	
	284670	33684	2507435	261950	
SODA PRUSSATE	LB				8360
100 U KINGDOM			44800	6455	
306 BELGIUM			150000	15901	
335 GERMANY W	45503	4349	139650	17830	
400 U STATES	3000	429	21000	2937	
	48503	4778	355450	43123	
SODA SAL	LB				8361
100 U KINGDOM			1890	48	
400 U STATES	26550	1972	254980	17918	
	26550	1972	256870	17966	
SODA SILICATE	LB				8362
100 U KINGDOM	11000	211	803386	23214	
400 U STATES	548580	23773	3247019	124364	
	559580	23984	4050405	147578	
SODA SULPHATE CRUDE SALT CAKE	LB				8363
100 U KINGDOM			10766048	111039	
400 U STATES	4807552	42709	28997266	263476	
	4807552	42709	39763314	374515	
SODA SULPHIDE	LB				8364
100 U KINGDOM	22512	1024	407120	17656	
400 U STATES	126130	6454	2154294	103459	
	148642	7478	2561414	121115	
SODA SULPHITE	LB				8365
306 BELGIUM	550000	7143	770400	14125	
335 GERMANY W			13558	838	
400 U STATES	175525	5816	1387780	51464	
	725525	12959	2171738	66427	
SODIUM COMPOUNDS N O P	LB				8366
100 U KINGDOM	150926	18356	893588	116859	
318 DENMARK			100000	4692	
327 FRANCE			22121	3034	
335 GERMANY W	5511	1985	247892	94857	
344 ITALY	1102	1411	3306	4042	
354 NETHRLNDS			794	57	
375 SWEDEN			1102	1451	
376 SWITZRLND			122	307	
400 U STATES	818372	65638	10286072	878115	
	975911	87390	11554997	1103414	
SODA PHOSPHATE DISODIUM	LB				8367
400 U STATES			45500	3444	
			45500	3444	
SODA PHOSPHATE TRISODIUM	LB				8368
400 U STATES	183100	9569	672410	32374	
	183100	9569	672410	32374	
SODA FLUORIDE	LB				8369
100 U KINGDOM	85168	8842	445389	49783	
400 U STATES	38925	6460	105225	18014	
	124093	15302	550614	67797	
SODA ANTIMONATE	LB				8370
400 U STATES			262000	73571	
			262000	73571	
ACID PHOSPHATE NOT MEDICINAL	LB				8371
400 U STATES	196160	14984	1696517	145699	
	196160	14984	1696517	145699	

IMPORTS INTO CANADA FOR CONSUMPTION

Articles and Countries from which Imported	MONTH OF SEPTEMBER 1955		NINE MONTHS ENDED SEPTEMBER 1955		Class Number
	Quantities	Values (\$)	Quantities	Values (\$)	
BARIUM PEROXIDE	LB				8372
HYDROGEN PEROXIDES IN SOLUTION	LB				8373
335 GERMANY W	14330	1941	84285	10595	
400 U STATES	111070	22914	837387	204188	
	125400	24855	921672	214783	
MAGNESIUM CARBONATE	LB				8374
100 U KINGDOM	83050	5910	407530	29377	
400 U STATES	1000	79	58287	4646	
	84050	5989	465817	34023	
MAGNESIUM SALTS COMPOUNDS NOP	LB				8375
100 U KINGDOM	17400	5744	92641	22219	
400 U STATES	736908	12847	7905914	156977	
	754308	18591	7998555	179196	
MAGNESIUM SULPHATE EPSOM SALTS	LB				8376
100 U KINGDOM			43160	1593	
335 GERMANY W	115628	1375	1848336	17857	
354 NETHRLNDS			63869	771	
400 U STATES	38000	859	1183113	25613	
	153628	2234	3138478	45834	
MERCURY SALTS					8377
100 U KINGDOM				4925	
400 U STATES				4739	
				9664	
PHOSPHORUS AND COMPOUNDS N O P	LB				8378
400 U STATES	47010	17199	119204	46292	
	47010	17199	119204	46292	
RADIUM					8379
100 U KINGDOM		1789		522302	
400 U STATES		9850		209345	
		11639		731647	
MOLYBOENUM OXIDE	LB				8380
400 U STATES	116170	91072	487431	393721	
	116170	91072	487431	393721	
ETHYL CHLORIDE	LB				8388
400 U STATES	74933	8377	466771	51932	
	74933	8377	466771	51932	
ACETONE					8389
400 U STATES		1123		6776	
		1123		6776	
ETHYLENE DICHLORIDE	LB				8390
400 U STATES			77330	6686	
			77330	6686	
AMYL ACETATE					8391
100 U KINGDOM				424	
400 U STATES				10910	
				11334	
BLACKING SHOE LEATHER DRESSING					8392
100 U KINGDOM		1918		45913	
215 INDIA				540	
335 GERMANY W				1259	
354 NETHRLNDS		120		689	
376 SWITZRLND				2558	
400 U STATES		56018		528762	
		58056		579721	
BLUEING LAUNDRY					8393
400 U STATES		366		6764	
		366		6764	
CAMPHOR NATURAL OR SYNTHETIC	LB				8394
335 GERMANY W	441	214	20669	8461	
400 U STATES	11077	6686	47870	29637	
	11518	6900	68539	38098	
CARBON BISULPHIDE N O P	LB				8395
400 U STATES			90880	4446	
			90880	4446	
CARBON TETRACHLORIDE	LB				8396
400 U STATES	131900	10962	512758	43445	
	131900	10962	512758	43445	
CHLOROFORM	LB				8397
100 U KINGDOM			3536	1758	
335 GERMANY W			3080	497	
400 U STATES	4651	1755	111983	31464	
	4651	1755	118599	33719	
CYANIDE OF POTASSIUM	LB				8398
100 U KINGDOM	560	144	83284	27482	
318 DENMARK			7604	2718	
335 GERMANY W	43540	14147	62245	20263	
400 U STATES			12785	5735	
	44100	14291	165918	56198	
ETHYLENE GLYCOL FOR ANTIFREEZE	LB				8399
400 U STATES			4033623	499161	
			4033623	499161	
ETHYLENE GLYCOL N O P	LB				8400
400 U STATES	7500	1102	113560	16467	
	7500	1102	113560	16467	
FORMALDEHYDE	LB				8401
335 GERMANY W	4509	562	6713	884	
354 NETHRLNDS	4519	631	4519	631	
400 U STATES	416007	15942	3256190	117542	
	425035	17135	3267422	119057	
GLYCERINE CRUDE	LB				8402
400 U STATES	169900	37629	3307949	726016	
	169900	37629	3307949	726016	
GLYCERINE FOR EXPLOSIVES	LB				8403
327 FRANCE			479297	130177	
400 U STATES			900530	266716	
			1379827	396893	

IMPORTS INTO CANADA FOR CONSUMPTION

Articles and Countries from which Imported	MONTH OF SEPTEMBER 1955		NINE MONTHS ENDED SEPTEMBER 1955		Class Number
	Quantities	Values (\$)	Quantities	Values (\$)	
GLYCERINE N O P 400 U STATES	LB 66060	19626	415050	123561	8404
	66060	19626	415050	123561	
INK PRINTING 100 U KINGDOM	LB 18873	9987	322652	151603	8405
318 DENMARK	244	139	2291	1700	
335 GERMANY W	1888	970	15153	11335	
354 NETHRLNDS	571	208	3644	1757	
400 U STATES	104465	69300	972984	575863	
	126041	80604	1316724	742258	
INK ROTOGRAVURE 100 U KINGDOM	LB		771	637	8406
400 U STATES	105828	24961	728839	191481	
	105828	24961	729610	192118	
INK WRITING 100 U KINGDOM		173		4172	8407
231 HONG KONG				183	
335 GERMANY W		87		3795	
400 U STATES		6613		66166	
		6873		74316	
NAPHTHALENE FLAKES AND BALLS 100 U KINGDOM	LB 13440	1072	1169589	67733	8408
335 GERMANY W			109497	8583	
354 NETHRLNDS	132210	10338	563760	39655	
400 U STATES	12000	2370	172465	14959	
	157650	13780	2015311	130930	
NITROUS ETHER 100 U KINGDOM	GAL		24	95	8409
400 U STATES			9	178	
			33	273	
CHEMICALS FOR SYNTHETIC RESINS 306 BELGIUM	LB 22800	4166	118000	18656	8410
327 FRANCE			20000	3979	
335 GERMANY W	56030	15820	150892	43138	
344 ITALY	300889	55546	1588661	273877	
354 NETHRLNDS			2205	678	
390 GERMANY E			10000	4055	
400 U STATES	622248	125205	2515546	530674	
	1001967	200737	4405304	875057	
SULPHURIC ETHER 100 U KINGDOM	LB		1166	636	8411
400 U STATES	1163607	73459	7682126	508747	
	1163607	73459	7683292	509383	
THEOBROMINE DIMETHYL SULPHATE	LB				8412
POLISH KNIFE OR OTHER N O P 100 U KINGDOM		576		13352	8413
234 AUSTRALIA				145	
335 GERMANY W				2111	
354 NETHRLNDS				1195	
376 SWITZRLND		1090		1557	
400 U STATES		24116		317419	
		25782		335779	
VANILLIN 100 U KINGDOM	LB		3036	12537	8414
400 U STATES	50	149	2482	12114	
	50	149	5518	24651	
ALL OTHER DRUGS CHEMICALS N O P 100 U KINGDOM		462824		3567559	8415
207 UN SO AFR				611	
215 INDIA		68		3490	
231 HONG KONG		4274		30139	
234 AUSTRALIA				2734	
236 NEW ZEAL		2745		3854	
305 AUSTRIA		86		8441	
306 BELGIUM				105394	
317 CZECHO S				1158	
318 DENMARK				12230	
326 FINLAND				245	
327 FRANCE		11831		139870	
335 GERMANY W		76674		399192	
344 ITALY		479		9071	
347 JAPAN		1777		34021	
352 MEXICO		7029		54414	
354 NETHRLNDS		10538		80962	
359 NORWAY				590	
372 SPAIN				424	
375 SWEDEN				22040	
376 SWITZRLND		73879		517134	
381 ALASKA		227		556	
400 U STATES		4340328		32190443	
		4992759		37184572	
MATERIALS N O P FOR PLASTICS 100 U KINGDOM				38699	8422
306 BELGIUM				247	
335 GERMANY W		31447		109739	
354 NETHRLNDS		8097		8097	
400 U STATES		497183		4136866	
		536727		4293648	
CASINGS SYNTHETIC FOR MEATS 100 U KINGDOM	LB		475	1000	8423
400 U STATES	14843	23454	254297	376597	
	14843	23454	254772	377597	
TUNGSTEN CARBIDE IN TUBES 376 SWITZRLND				2724	8425
400 U STATES		9743		96912	
		9743		99636	

IMPORTS INTO CANADA FOR CONSUMPTION

Articles and Countries from which Imported	MONTH OF SEPTEMBER 1955		NINE MONTHS ENDED SEPTEMBER 1955		Class Number	
	Quantities	Values (\$)	Quantities	Values (\$)		
BUTADIENE 400 U STATES		157225		1911343	8428	
		157225		1911343		
ETHYL BENZENE 400 U STATES	GAL	159445	230202	248930	8429	
		159445	230202	248930		
GASOLINE ANTI OXIDANTS 400 U STATES	LB	37959	325350	233676	8430	
		37959	325350	233676		
SYNTHETIC RESIN GLUE 100 U KINGDOM 318 DENMARK 327 FRANCE 335 GERMANY W 344 ITALY 400 U STATES	LB	213 1000	64 111	684 1000 48 2882 221	192 111 60 1111 178	8431
		153799	44678	1102336	352431	
		155012	44853	1107171	354083	
RIBOFLAVIN 376 SWITZRLND 400 U STATES			2643 14758		3447 320431	8432
			17401		323878	
YEAST DEAD OR INACTIVE 400 U STATES	LB	38454	12975	259138	87433	8433
		38454	12975	259138	87433	
CATALYSTS PETROLEUM REFINING 100 U KINGDOM 400 U STATES			782480		130059 3573634	8434
			782480		3703693	
FATTY ALCOHOLS 100 U KINGDOM 306 BELGIUM 335 GERMANY W 354 NETHRLNDS 400 U STATES			1249		88170 3899 20775 586	8435
			101424		675908	
			103259		789338	
MATERIALS NOP FOR CHROM OXIDE 400 U STATES					813	8436
					813	
FLUORESCENT COATING OR POWDER 400 U STATES	LB	8153	43440	57544	253709	8437
		8153	43440	57544	253709	
CELLULOSE ESTERS NO ADMIXTURE 347 JAPAN 400 U STATES			189153		212 1112339	8500
			189153		1112551	
CELLULOSE COMPODS MOULDING ETC 400 U STATES			64822		555246	8530
			64822		555246	
CELLULOSE PLASTICS FOAMD EXPND 318 DENMARK 335 GERMANY W 354 NETHRLNDS 400 U STATES			4565		175 16195 506	8550
			3223		23186	
			8294		40062	
CELLULOSE COMPOUNDS N O P 400 U STATES			5865		23366	8570
			5865		23366	
CELLULOSE PLASTIC PRIM SHAPES 100 U KINGDOM 327 FRANCE 335 GERMANY W 344 ITALY 376 SWITZRLND 400 U STATES			844 6564		18975 124 8659 27644 1707	8600
			108696		928076	
			116104		985185	
CELLUL PLAST SHAPES REINFORCED 100 U KINGDOM 327 FRANCE 335 GERMANY W 400 U STATES			2228		3221 3098 2560	8630
			47430		345167	
			49658		354046	
LAMINATO MOULDED CELL PLASTICS 100 U KINGDOM 400 U STATES			941		3184	8650
			3317		134180	
			4258		137364	
CELL NITRATE ENGRAVING SHEETS 335 GERMANY W 400 U STATES			10143		4518 86245	8670
			10143		90763	
MFRS OF CELLULOSE PLASTICS NOP 100 U KINGDOM 231 HONG KONG 306 BELGIUM 327 FRANCE 335 GERMANY W 344 ITALY 347 JAPAN 354 NETHRLNDS 375 SWEDEN 376 SWITZRLND 400 U STATES			18722		184089 561 1024 2156 5874 83 3203 1210 1012 951	8700
			109067		843954	
			129685		1044117	
MFRS OF REGEN CELLULOSE NOP 100 U KINGDOM 231 HONG KONG 327 FRANCE			6465 246		167584 1490 612	8720

IMPORTS INTO CANADA FOR CONSUMPTION

157

Articles and Countries from which Imported	MONTH OF SEPTEMBER 1955		NINE MONTHS ENDED SEPTEMBER 1955		Class Number
	Quantities	Values (\$)	Quantities	Values (\$)	
335 GERMANY W		454		2781	8750
347 JAPAN				383	
354 NETHRLNDS				609	
359 NORWAY				106	
375 SWEDEN		341		20861	
376 SWITZRLND				1250	
400 U STATES		173954		1153026	
		181460		1348702	
SYNTHETIC RESINS NO ADMIXTURE					
100 U KINGDOM		10607		219525	
335 GERMANY W		4031		26610	
344 ITALY		6649		16893	
359 NORWAY		10618		63295	
376 SWITZRLND				4952	
400 U STATES		1448363		10366291	
		1480268		10697566	
SYNTHETIC RESINS IN SOLUTIONS					8770
100 U KINGDOM				5278	
327 FRANCE				867	
335 GERMANY W		1393		8348	
376 SWITZRLND		166		166	
400 U STATES		370004		2783901	
		371563		2798560	
SYNTH RESIN COMPDs MOULDNG ETC					8800
100 U KINGDOM		12968		90038	
335 GERMANY W				1093	
400 U STATES		371513		3114223	
		384481		3205354	
SYNTH RESINS FOAMED EXPANDED					8830
100 U KINGDOM		160		2923	
318 DENMARK				107	
335 GERMANY W		17240		119405	
354 NETHRLNDS		4321		8808	
400 U STATES		26647		282238	
		48368		413481	
SYNTH RESIN COMPOSITIONS NOP					8850
100 U KINGDOM				2941	
400 U STATES		167193		1192575	
		167193		1195516	
SYNT OR PROT PLAST PRIM SHAPES					8870
100 U KINGDOM		21078		370744	
318 DENMARK				1015	
327 FRANCE				250	
335 GERMANY W		21960		149852	
354 NETHRLNDS				343	
400 U STATES		602902		4823688	
		645240		5345892	
SYNTH RESIN SHAPES REINFORCED					8900
100 U KINGDOM		1500		6104	
327 FRANCE		105		285	
335 GERMANY W				1600	
354 NETHRLNDS				482	
400 U STATES		160444		1130678	
		162049		1139149	
LAMIN PLASTICS SYN RES BONDED					8930
100 U KINGDOM		254		30815	
400 U STATES		33606		367504	
		33860		398319	
MFRS OF SYNT RES OR PROT PLAST					8950
100 U KINGDOM		23850		181241	
231 HONG KONG		156		920	
234 AUSTRALIA		155		428	
235 FIJI				332	
305 AUSTRIA		1654		4943	
306 BELGIUM				451	
318 DENMAPK		318		1359	
327 FRANCE		1209		10392	
335 GERMANY W		10914		64747	
344 ITALY		1524		8132	
347 JAPAN		903		7205	
352 MEXICO				443	
354 NETHRLNDS		1316		10312	
359 NORWAY				1631	
375 SWEDEN		56		7504	
376 SWITZRLNO		74		3166	
384 P RICO				369	
400 U STATES		977541		7886363	
		1019670		8189938	

IMPORTS INTO CANADA FOR CONSUMPTION

159

Articles and Countries from which Imported	MONTH OF SEPTEMBER 1955		NINE MONTHS ENDED SEPTEMBER 1955		Class Number
	Quantities	Values (\$)	Quantities	Values (\$)	
<u>GROUP 9</u>					
<u>MISCELLANEOUS COMMODITIES</u>					
FILM FOR REPRODUCTION	FEET				
100 U KINGDOM	9484	391	206618	10091	9000
207 UN SD AFR			14219	903	
327 FRANCE			78567	2237	
400 U STATES	218186	10261	2693523	343263	
	227670	10652	2992927	356494	
BAGATELLE OR OTHER GAME BOARDS					
100 U KINGDOM		11946		37757	9001
306 BELGIUM				677	
327 FRANCE				721	
335 GERMANY W		112		4915	
400 U STATES		70952		549696	
		83010		593766	
BALLS CUES CUE RACKS CUE TIPS					
100 U KINGDOM		237		20741	9002
327 FRANCE		768		4723	
400 U STATES		143		5362	
		1148		30826	
BILLIARD TABLES	NO				
100 U KINGDOM			1	188	9003
400 U STATES			12	1173	
			13	1361	
BALLS TENNIS	DOZ				
100 U KINGDOM			21969	60173	9004
400 U STATES			172	539	
			22141	60712	
BALLS ALL KINDS NOP FOR SPORTS					
100 U KINGDOM		3921		43558	9005
215 INDIA				150	
216 PAKISTAN		878		6759	
234 AUSTRALIA		435		8324	
304 ARGENTINA				340	
318 DENMARK				372	
327 FRANCE		397		1870	
335 GERMANY W				2554	
344 ITALY				1513	
347 JAPAN		102		3538	
354 NETHRLNDS		95		6997	
400 U STATES		19332		201756	
		25160		277731	
FILMS X RAY					
100 U KINGDOM		35601		176562	9006
306 BELGIUM		183		198137	
375 SWEDEN				1226	
400 U STATES		149252		1114310	
		185036		1490235	
GUN COVERS GAME BAGS					
100 U KINGDOM				58	9007
347 JAPAN		194		454	
400 U STATES		688		42574	
		882		43086	
CRICKET BATS BALLS GLOVES					
100 U KINGDOM				7982	9008
234 AUSTRALIA				376	
400 U STATES				126	
				8484	
DOLLS					
100 U KINGDOM		10753		80553	9009
207 UN SD AFR				1955	
215 INDIA				61	
231 HONG KONG		475		6265	
305 AUSTRIA				122	
306 BELGIUM		100		100	
313 CHINA				231	
317 CZECHO S		87		940	
327 FRANCE		385		1445	
335 GERMANY W		7471		28062	
336 GREECE				55	
344 ITALY		2921		15329	
347 JAPAN		1635		29686	
352 MEXICO				55	
354 NETHRLNDS		56		1024	
365 POLAND		578		1433	
366 PORTUGAL				151	
372 SPAIN				61	
375 SWEDEN		219		219	
390 GERMANY E		701		701	
400 U STATES		22523		146529	
		47904		314977	
FILMS PHOTOGRAPHERS					
100 U KINGDOM		11077		83585	9010
236 NEW ZEAL				164	
306 BELGIUM		12448		95530	
327 FRANCE		2825		6698	
335 GERMANY W		881		15264	
347 JAPAN		106		1417	
400 U STATES		216259		2143639	
		243596		2346297	

IMPORTS INTO CANADA FOR CONSUMPTION

Articles and Countries from which Imported	MONTH OF SEPTEMBER 1955		NINE MONTHS ENDED SEPTEMBER 1955		Class Number
	Quantities	Values (\$)	Quantities	Values (\$)	
FILMS CINEMATOGRAPH POSITIVES	FEET				9011
100 U KINGDOM	169486	11680	3529655	263284	
215 INDIA			70347	5005	
216 PAKISTAN			1780	142	
234 AUSTRALIA			335226	5532	
305 AUSTRIA			33982	2728	
306 BELGIUM			2641	92	
326 FINLAND			5754	305	
327 FRANCE	636680	31508	5336346	271306	
335 GERMANY W	13460	1077	144727	11666	
344 ITALY	15620	1595	94010	7751	
347 JAPAN			13000	1010	
352 MEXICO			1800	200	
354 NETHRLNDS	230	147	12460	1415	
365 POLAND	1968	157	1968	157	
372 SPAIN			6313	218	
375 SWEDEN	558	130	3358	509	
376 SWITZRLND	7787	623	41214	3333	
380 USSR			96869	6574	
383 HAWAII			600	57	
392 SYRIA			1300	104	
400 U STATES	4944033	363956	45672362	3441772	
	5789822	410873	55405712	4023160	
FILMS FOR AERIAL PHOTOGRAPHY					9012
100 U KINGDOM		298		689	
400 U STATES		1127		16337	
		1425		17026	
FISHING RODS					9013
100 U KINGDOM		847		28371	
318 DENMARK				275	
327 FRANCE				3171	
335 GERMANY W				2965	
347 JAPAN		6546		45415	
359 NORWAY				337	
375 SWEDEN				4213	
400 U STATES		12548		397552	
		19941		482299	
GOLF CLUBS AND FINISHED PARTS					9014
100 U KINGDOM		1492		13641	
234 AUSTRALIA				220	
400 U STATES		11184		195827	
		12676		209688	
MECHANICAL TOYS OF METAL					9016
100 U KINGDOM		27396		98452	
231 HONG KONG		139		139	
305 AUSTRIA				392	
318 DENMARK		946		2514	
327 FRANCE		245		245	
335 GERMANY W		70898		256659	
344 ITALY		857		1621	
347 JAPAN		149671		716986	
354 NETHRLNDS				130	
390 GERMANY E		208		208	
400 U STATES		58425		284353	
		308785		1361699	
METAL JUVENILE CONSTR SETS					9017
100 U KINGDOM		78973		258721	
335 GERMANY W				399	
390 GERMANY E		601		601	
400 U STATES		1293		5321	
		80867		265042	
TOYS OF ALL KINDS N O P					9018
100 U KINGDOM		220900		979666	
207 UN SO AFR				19229	
231 HONG KONG		1195		2871	
234 AUSTRALIA				3629	
305 AUSTRIA		1563		8933	
306 BELGIUM		2302		14974	
317 CZECHO S		1687		6158	
318 DENMARK		3332		46356	
327 FRANCE		1237		7341	
335 GERMANY W		77106		280199	
340 HUNGARY		1369		3701	
344 ITALY		2113		8515	
347 JAPAN		94169		604436	
352 MEXICO		71		202	
354 NETHRLNDS				17235	
363 PERU		69		69	
365 POLAND		1800		1800	
375 SWEDEN		9862		32836	
376 SWITZRLND		449		3196	
390 GERMANY E		6388		35115	
400 U STATES		471521		2333677	
		897133		4410138	
SPORTSMENS FISHING TACKLE NOP					9019
100 U KINGDOM		9348		228287	
231 HONG KONG				4890	
234 AUSTRALIA				3848	
305 AUSTRIA				88	
306 BELGIUM				232	
317 CZECHO S				1777	
318 DENMARK				2144	
327 FRANCE		2391		169977	
335 GERMANY W		3808		79891	
344 ITALY		326		7930	
347 JAPAN		2740		66868	

IMPORTS INTO CANADA FOR CONSUMPTION

161

Articles and Countries from which Imported	MONTH OF SEPTEMBER 1955		NINE MONTHS ENDED SEPTEMBER 1955		Class Number
	Quantities	Values (\$)	Quantities	Values (\$)	
354 NETHRLNDS				973	
359 NORWAY		356		48232	
372 SPAIN				2878	
375 SWEDEN		229		28565	
376 SWITZRLND		174		14957	
400 U STATES		51995		1962240	
		71367		2623777	
FILMS CINEMATOGRAPH NEGATIVE					9020
100 U KINGDOM		288		1603	
306 BELGIUM		1625		10483	
400 U STATES		17144		95849	
		19057		107935	
BRUSHES ARTISTS					9021
100 U KINGDOM		1937		23426	
327 FRANCE				1305	
335 GERMANY W		5139		24817	
347 JAPAN		127		2702	
354 NETHRLNDS				225	
400 U STATES		4762		24468	
		11965		76943	
BRUSHES PAINT AND VARNISH					9022
100 U KINGDOM		3023		115307	
317 CZECHO S				731	
335 GERMANY W				2495	
359 NORWAY				189	
375 SWEDEN				122	
400 U STATES		1676		15683	
		4699		134527	
BRUSHES TOOTH					9023
100 U KINGDOM	208	380	32802	23672	
231 HONG KONG	600	173	15836	4946	
327 FRANCE			300	282	
335 GERMANY W			750	908	
347 JAPAN			120	81	
400 U STATES	4897	4785	33352	35133	
	5705	5338	83160	65022	
BRUSHES TOILET N O P					9024
100 U KINGDOM		16650		79147	
231 HONG KONG				947	
305 AUSTRIA				232	
306 BELGIUM		942		5672	
317 CZECHO S				1114	
327 FRANCE		7302		32458	
335 GERMANY W		10874		42204	
344 ITALY		57		57	
354 NETHRLNDS		1007		6123	
375 SWEDEN		104		409	
376 SWITZRLND				291	
400 U STATES		29054		129698	
		65990		298352	
BRUSHES ALL OTHER N O P					9025
100 U KINGDOM		9262		111365	
231 HONG KONG		247		1973	
306 BELGIUM				343	
317 CZECHO S				1915	
318 DENMARK		257		975	
327 FRANCE		300		1262	
335 GERMANY W		1970		15789	
340 HUNGARY		440		1795	
344 ITALY		85		85	
347 JAPAN				229	
354 NETHRLNDS		1420		9470	
359 NORWAY				101	
376 SWITZRLND				577	
400 U STATES		58596		392136	
		72577		538015	
PACKAGES CONTAINING GOODS NOP					9033
100 U KINGDOM		193197		1423234	
203 B E AFR				197	
207 UN SO AFR				13	
215 INDIA		1678		18245	
216 PAKISTAN		22		793	
217 CEYLON		858		3004	
218 MALAYA				928	
221 B GUIAMA				645	
223 BARBADOS		25		541	
224 JAMAICA				286	
225 TRINIDAD		167		334	
231 HONG KONG		11249		86222	
232 MALTA				81	
234 AUSTRALIA		19436		35183	
236 NEW ZEAL		51		1379	
304 ARGENTINA		175		33220	
305 AUSTRIA		1077		9765	
306 BELGIUM		9423		59659	
309 BRAZIL		173		1788	
313 CHINA		2023		6375	
314 COLOMBIA		189		1379	
316 CUBA		746		4904	
317 CZECHO S		8288		77838	
318 DENMARK		1424		19311	
321 ECUADOR		72		244	
323 EL SALVO				339	
325 ETHIOPIA				115	
326 FINLAND		359		5584	
327 FRANCE		10833		80245	

IMPORTS INTO CANADA FOR CONSUMPTION

Articles and Countries from which Imported			MONTH OF SEPTEMBER 1955		NINE MONTHS ENDED SEPTEMBER 1955		Class Number
			Quantities	Values (\$)	Quantities	Values (\$)	
335	GERMANY W		39983		294872		
336	GREECE				15		
337	GUATEMALA		51		891		
338	HAITI				74		
340	HUNGARY		28		2495		
342	IRAN		16		48		
344	ITALY		16484		107455		
347	JAPAN		68020		457691		
352	MEXICO		681		2712		
354	NETHRLNDS		57572		190243		
355	INDONESIA		137		379		
358	NICARAGUA				204		
359	NORWAY		12		898		
360	ISRAEL				206		
364	PHIL				251		
365	POLAND		2368		9764		
366	PORTUGAL		10		322		
367	AZORES		5		250		
372	SPAIN		282		3697		
375	SWEDEN		5127		44700		
376	SWITZRLND		19157		75975		
384	P RICO				17		
388	YUGO SLAV				115		
389	IRELAND		82		661		
390	GERMANY E		2157		9607		
392	SYRIA				53		
400	U STATES		125601		125308		
			599238		4328554		
PACKAGES BARRELS	AND CASKS					9034	
100	U KINGDOM		424		18598		
207	UN SO AFR		2042		11765		
208	BSA OTHER				104		
221	B GUIANA		1074		8265		
223	BARBADOS		735		1524		
224	JAMAICA		447		5806		
225	TRINIDAD		132		396		
232	MALTA		237		1432		
234	AUSTRALIA		690		8613		
306	BELGIUM				38		
316	CUBA		673		2292		
318	DENMARK				162		
327	FRANCE		834		5501		
328	FR AFRICA				4009		
335	GERMANY W				169		
336	GREECE		68		470		
344	ITALY		1133		2538		
354	NETHRLNDS				3955		
359	NORWAY				1657		
366	PORTUGAL		843		3295		
367	AZORES				12		
372	SPAIN		118		855		
375	SWEDEN				38		
376	SWITZRLND				32		
389	IRELAND		20		120		
400	U STATES		8841		87083		
			18311		168729		
PACKAGES BOTTLES	AND CARBOYS					9035	
100	U KINGDOM		33735		252771		
207	UN SO AFR		405		5103		
221	B GUIANA		325		1335		
223	BARBADOS		1590		12483		
224	JAMAICA		822		4494		
225	TRINIDAD		1976		13211		
228	LEEW WIND				24		
231	HONG KONG				77		
232	MALTA				30		
234	AUSTRALIA		1858		18301		
306	BELGIUM				101		
313	CHINA		9		124		
316	CUBA		145		1496		
318	DENMARK		269		1380		
327	FRANCE		7290		54813		
328	FR AFRICA				443		
335	GERMANY W		343		3187		
336	GREECE				522		
340	HUNGARY				4		
344	ITALY		1309		15139		
347	JAPAN		14		145		
352	MEXICO				10		
354	NETHRLNDS		612		5042		
359	NORWAY		15		161		
360	ISRAEL		40		221		
364	PHIL				10		
366	PORTUGAL		701		6589		
367	AZORES				168		
372	SPAIN		498		5121		
375	SWEDEN		28		97		
376	SWITZRLND		70		423		
384	P RICO		2653		10616		
388	YUGO SLAV		30		141		
389	IRELAND		10		20		
400	U STATES		5250		21926		
			59997		435728		
PACKAGES CONTAINING	MACHINERY					9036	
100	U KINGDOM		10039		94880		
234	AUSTRALIA				16		

IMPORTS INTO CANADA FOR CONSUMPTION

Articles and Countries from which Imported	MONTH OF SEPTEMBER 1955		NINE MONTHS ENDED SEPTEMBER 1955		Class Number
	Quantities	Values (\$)	Quantities	Values (\$)	
306 BELGIUM		628		1691	
318 DENMARK		15		15	
327 FRANCE				12	
335 GERMANY W		1794		17937	
344 ITALY		5		83	
354 NETHRLNDS				64	
375 SWEDEN		134		10538	
376 SWITZRLND		71		1413	
400 U STATES		2408		40953	
		15094		167602	
ORTHOPEDIC BRACES AND PARTS					9050
100 U KINGDOM				696	
335 GERMANY W				126	
400 U STATES		7877		49620	
		7877		50442	
EFFECTS LEFT BY BEQUEST					9051
100 U KINGDOM		9564		81143	
203 B F AFR				1037	
207 UN SO AFR		425		537	
215 INDIA				850	
220 BERMUDA				100	
223 BARBAOOS				1117	
224 JAMAICA				100	
234 AUSTRALIA		100		614	
236 NEW ZEAL				218	
305 AUSTRIA		2000		2600	
306 BELGIUM				1961	
318 DENMARK		100		2945	
326 FINLAND				500	
327 FRANCE				1893	
335 GERMANY W				4836	
344 ITALY		50		1050	
354 NETHRLNDS		100		1520	
375 SWEDEN		250		1085	
376 SWITZRLND				2300	
383 HAWAII				200	
400 U STATES		21765		194938	
		34354		301544	
APPLIANCES BOOTS FOR CRIPPLES					9052
100 U KINGDOM				223	
400 U STATES		320		5511	
		320		5734	
ARTIFICIAL LIMBS AND PARTS					9053
100 U KINGDOM		563		8646	
335 GERMANY W				157	
400 U STATES		7407		73697	
		7970		82500	
BEAD ORNAMENTS					9055
100 U KINGDOM				473	
231 HONG KONG				1122	
327 FRANCE		188		188	
335 GERMANY W		1069		2077	
347 JAPAN		871		2471	
390 GERMANY E				314	
400 U STATES		2793		15907	
		4921		22552	
BELTS N O P					9056
100 U KINGDOM		2290		14327	
215 INDIA		489		1183	
231 HONG KONG		1087		5890	
304 ARGENTINA				170	
305 AUSTRIA		142		1980	
306 BELGIUM				206	
327 FRANCE		1804		19411	
335 GERMANY W				2628	
344 ITALY				2200	
347 JAPAN				968	
352 MEXICO		71		71	
354 NETHRLNDS				55	
372 SPAIN		283		486	
376 SWITZRLND		67		193	
400 U STATES		26112		174790	
		32345		224558	
BLINDS NOT TEXTILE OR PAPER					9057
100 U KINGDOM				1384	
335 GERMANY W				1589	
347 JAPAN				46803	
400 U STATES		204		4273	
		204		54049	
BOOT SHOE SHIRT STAY LACES					9058
100 U KINGDOM		134		2762	
347 JAPAN				12513	
376 SWITZRLND				570	
400 U STATES		765		12075	
		899		27920	
BODTS SHOES AND SLIPPERS FELT	PAIR				9059
100 U KINGDOM	37054	26779	66180	50677	
231 HONG KONG			1800	1396	
327 FRANCE	72	152	72	152	
354 NETHRLNDS	6605	5493	12680	10946	
400 U STATES	2882	3007	8450	7878	
	46613	35431	89182	71049	
BOOTS SHOES AND SLIPPERS N O P	PAIR				9060
100 U KINGDOM	27779	28581	75563	80462	
231 HONG KONG	15138	5363	81834	36631	
306 BELGIUM			1260	610	

IMPORTS INTO CANADA FOR CONSUMPTION

Articles and Countries from which Imported	MONTH OF SEPTEMBER 1955		NINE MONTHS ENDED SEPTEMBER 1955		Class Number
	Quantities	Values (\$)	Quantities	Values (\$)	
327 FRANCE	217	462	265	594	
335 GERMANY W	6710	4588	9587	7433	
338 HAITI			1904	4549	
344 ITALY	246	218	6761	11090	
347 JAPAN	208947	96042	381984	179424	
354 NETHRLNOS	19159	18157	149143	139220	
372 SPAIN			348	645	
376 SWITZRLND			987	4387	
400 U STATES	26064	32797	304786	367997	
	304260	186208	1014422	833042	
BROOMS AND WHISKS					9061
100 U KINGDOM				209	
340 HUNGARY		370		9016	
344 ITALY		5747		18955	
354 NETHRLNOS				632	
400 U STATES		1778		26368	
		7895		55180	
BUTTONS SHOE PAPIER MACHE					9062
344 ITALY				529	
400 U STATES				1296	
				1825	
BUTTONS SHOE N O P					9063
344 ITALY				511	
400 U STATES		1678		14309	
		1678		14820	
BUTTONS VEGETABLE IVORY	GROSS				9064
BUTTONS COLLAR AND CUFF	GROSS				9065
100 U KINGDOM	25	1167	234	6822	
305 AUSTRIA	3	213	193	13490	
317 CZECHO S			28	141	
318 DENMARK	1	173	3	552	
327 FRANCE			33	611	
335 GERMANY W	81	2407	404	18533	
347 JAPAN			1535	589	
354 NETHRLNOS	8	398	17	954	
371 THAILAND	6	705	14	1093	
376 SWITZRLND			14	975	
400 U STATES	993	24083	10749	203545	
	1117	29146	13224	247305	
BUTTONS N O P	GROSS				9066
100 U KINGDOM	1040	1840	11425	22581	
305 AUSTRIA	361	652	663	1937	
317 CZECHO S	1015	2058	13293	10664	
318 DENMARK	23	452	112	1348	
327 FRANCE	21	245	178	910	
335 GERMANY W	4173	3838	27371	29946	
344 ITALY			11082	5133	
347 JAPAN	42825	19143	335155	158643	
354 NETHRLNDS	19	79	4783	18642	
376 SWITZRLND			28	130	
400 U STATES	87760	67528	738597	544190	
	137237	95835	1142687	794124	
CASES BOXES DESKS FANCY					9067
100 U KINGDOM		43275		221666	
215 INDIA		53		1976	
231 HONG KONG				3473	
305 AUSTRIA		347		8037	
306 BELGIUM		50		6229	
316 CUBA		52		209	
317 CZECHO S		322		2428	
318 DENMARK				50	
327 FRANCE		2429		17004	
335 GERMANY W		22391		130502	
344 ITALY		5430		27042	
347 JAPAN		10176		45178	
352 MEXICO				937	
353 MOROCCO				735	
354 NETHRLNOS		7073		28577	
360 ISRAEL				190	
365 POLAND				103	
372 SPAIN		87		3083	
375 SWEDEN		266		688	
376 SWITZRLND		2287		6333	
390 GERMANY E				281	
400 U STATES		209803		1093912	
		304041		1598633	
CHARITABLE DONATIONS					9068
100 U KINGDOM		500		850	
400 U STATES		2640		18473	
		3140		19323	
COMBS TOILET DRESSING FANCY					9069
100 U KINGDOM		3039		19044	
327 FRANCE		115		2896	
335 GERMANY W		1465		7702	
376 SWITZRLND				1077	
400 U STATES		5080		32058	
		9699		62777	
APPLIANCES FOR THE DEAF PARTS					9070
100 U KINGDOM		444		4944	
318 DENMARK		368		8592	
334 ST PIERRE		200		200	
335 GERMANY W				2235	
354 NETHRLNDS				307	
400 U STATES		131686		1179677	
		132698		1195955	

IMPORTS INTO CANADA FOR CONSUMPTION

165

Articles and Countries from which Imported	MONTH OF SEPTEMBER 1955		NINE MONTHS ENDED SEPTEMBER 1955		Class Number
	Quantities	Values (\$)	Quantities	Values (\$)	
FANS					9071
231 HONG KONG				1210	
347 JAPAN				4459	
400 U STATES				2992	
				8661	
INSOLES OF ALL KINDS					9072
100 U KINGDOM				7033	
335 GERMANY W				1908	
400 U STATES		751		10276	
		751		19217	
JEWELLERY N O P					9073
100 U KINGDOM		17204		184485	
207 UN SO AFR				120	
215 INDIA		189		10691	
231 HONG KONG		2517		17533	
235 FIJI		135		135	
305 AUSTRIA		10676		63190	
306 BELGIUM				2654	
309 BRAZIL				900	
313 CHINA		165		460	
317 CZECHO S		4213		160085	
318 DENMARK		1370		2690	
322 EGYPT				118	
327 FRANCE		4874		73849	
335 GERMANY W		82180		721010	
336 GREECE				452	
337 GUATEMALA				267	
344 ITALY		7963		64027	
347 JAPAN		37761		301810	
352 MEXICO		2264		18581	
354 NETHRLNDS		140		1729	
359 NORWAY				1651	
360 ISRAEL				239	
363 PERU		148		428	
366 PORTUGAL				427	
371 THAILAND		5364		11282	
372 SPAIN		1418		11515	
375 SWEDEN				199	
376 SWITZRLND		1095		14559	
378 JORDAN				407	
383 HAWAII				1754	
387 VENEZUELA				64	
388 YUGO SLAV				91	
390 GERMANY E				51	
391 LEBANON		83		83	
400 U STATES		313017		2272924	
		492776		3940460	
MATS DOOR OR CARRIAGE N O P					9074
400 U STATES		200		548	
		200		548	
MATTRESSES					9075
100 U KINGDOM		3069		116998	
327 FRANCE				141	
335 GERMANY W		642		4702	
354 NETHRLNDS				197	
375 SWEDEN				251	
400 U STATES		6030		67081	
		9741		189370	
PICTURE AND PHOTOGRAPH FRAMES					9076
100 U KINGDOM		1768		10296	
231 HONG KONG		131		1001	
305 AUSTRIA				1292	
306 BELGIUM				538	
318 DENMARK		391		14051	
327 FRANCE				951	
335 GERMANY W		483		6547	
344 ITALY		2029		20505	
347 JAPAN		2418		4910	
352 MEXICO		1225		3434	
354 NETHRLNDS		188		2134	
372 SPAIN				317	
376 SWITZRLND				121	
400 U STATES		27465		229326	
		36098		295423	
POCKET BOOKS PORTFOLIOS PURSES					9077
100 U KINGDOM		62964		440098	
215 INDIA		1316		2900	
224 JAMAICA		265		3066	
231 HONG KONG		220		8300	
234 AUSTRALIA				382	
304 ARGENTINA				588	
305 AUSTRIA		302		5117	
306 BELGIUM		2530		16353	
316 CUBA		1678		10181	
317 CZECHO S		92		2504	
327 FRANCE		12584		87664	
335 GERMANY W		21680		148836	
337 GUATEMALA				856	
338 HAITI				560	
344 ITALY		7623		91919	
347 JAPAN		4215		65870	
352 MEXICO		2870		21769	
353 MOROCCO		1592		3515	
354 NETHRLNDS		10005		35272	
360 ISRAEL		293		632	
365 POLAND				364	

IMPORTS INTO CANADA FOR CONSUMPTION

Articles and Countries from which Imported	MONTH OF SEPTEMBER 1955		NINE MONTHS ENDED SEPTEMBER 1955		Class Number
	Quantities	Values (\$)	Quantities	Values (\$)	
372 SPAIN		157		5106	
375 SWEDEN				4281	
376 SWITZRLND		1101		22451	
384 P R I C O				904	
388 YUGO SLAV		234		234	
389 IRELAND				206	
400 U STATES		274795		1850735	
		406516		2830663	
REFRIGERATORS ELECTRIC N O P					
100 U KINGDOM	N0	654	2588	192653	9078
335 GERMANY W		1	1	244	
400 U STATES		8142	86444	15132447	
		8797	89033	15325344	
REFRIGERATORS N O P					
100 U KINGDOM	N0	1	33	2717	9079
354 NETHRLNDS			3	508	
400 U STATES		250	2577	282001	
		251	2613	285226	
REGALIA AND BADGES					
100 U KINGDOM		6854		53054	9080
215 INDIA		747		3079	
216 PAKISTAN		425		1135	
231 HONG KONG				252	
327 FRANCE				864	
335 GERMANY W		1432		12968	
344 ITALY				371	
347 JAPAN				650	
376 SWITZRLND		113		990	
400 U STATES		5310		43927	
		14881		117290	
SHADES LAMP N O P SHADE HOLDERS					
100 U KINGDOM				679	9081
231 HONG KONG				345	
318 DENMARK		153		806	
327 FRANCE		59		158	
335 GERMANY W		457		1313	
344 ITALY		60		111	
347 JAPAN				82	
354 NETHRLNDS				366	
359 NORWAY				152	
372 SPAIN				111	
400 U STATES		14519		97176	
		15248		101299	
SPECTACLE FRAMES AND PARTS N O P					
100 U KINGDOM		1186		8860	9082
305 AUSTRIA		1815		6484	
327 FRANCE		2316		23657	
335 GERMANY W		3591		121412	
344 ITALY				367	
347 JAPAN				3560	
400 U STATES		154489		1609759	
		163397		1774099	
PARTS FOR SPECTACLE FRAMES					
352 MEXICO				312	9083
400 U STATES		13977		248053	
		13977		248365	
TOBACCO PIPES SMOKERS SETS					
100 U KINGDOM		9725		74985	9084
232 MALTA				258	
305 AUSTRIA				2336	
317 CZECHO S				923	
327 FRANCE		1142		43785	
335 GERMANY W		1518		5609	
344 ITALY		12355		66887	
347 JAPAN		168		940	
354 NETHRLNDS				108	
400 U STATES		17481		144553	
		42389		340384	
TOBACCO POUCHES CIGARETTE CASE					
100 U KINGDOM		3175		25268	9085
231 HONG KONG		81		81	
305 AUSTRIA				1075	
306 BELGIUM		85		85	
317 CZECHO S				1474	
327 FRANCE		426		1078	
335 GERMANY W		1009		8841	
344 ITALY				341	
347 JAPAN		2051		6285	
372 SPAIN				368	
400 U STATES		726		4094	
		7553		48990	
TOILET AND MANICURE SETS					
100 U KINGDOM		2016		16689	9086
305 AUSTRIA		1771		4378	
335 GERMANY W		10215		40780	
400 U STATES		2219		17506	
		16221		79353	
TRUNKS AND VALISES					
100 U KINGDOM		14943		242644	9087
231 HONG KONG				1137	
305 AUSTRIA				317	
306 BELGIUM				1845	
317 CZECHO S				8959	
327 FRANCE				2445	
335 GERMANY W		4418		14703	
344 ITALY				1665	

IMPORTS INTO CANADA FOR CONSUMPTION

167

Articles and Countries from which Imported	MONTH OF SEPTEMBER 1955		NINE MONTHS ENDED SEPTEMBER 1955		Class Number
	Quantities	Values (\$)	Quantities	Values (\$)	
347 JAPAN				1603	
354 NETHRLNDS		2844		12431	
365 POLAND				58	
366 PORTUGAL		116		116	
375 SWEDEN		1835		18825	
400 U STATES		95689		661875	
		119845		968623	
UMBRELLAS PARASOLS SUNSHADES					9088
100 U KINGDOM		117		9356	
231 HONG KONG		634		7945	
305 AUSTRIA				96	
306 BELGIUM				2308	
317 CZECHO S				1338	
327 FRANCE				214	
335 GERMANY W		919		2106	
344 ITALY		2291		7549	
347 JAPAN		5757		18855	
354 NETHRLNDS				8875	
376 SWITZRLND		371		1747	
400 U STATES		4515		71821	
		14604		132210	
WINDOW SHADE OR BLIND ROLLERS					9090
347 JAPAN				150	
375 SWEDEN		849		12345	
400 U STATES		5072		28630	
		5921		41125	
REFRIGERATOR PARTS					9091
100 U KINGDOM		22993		457595	
375 SWEDEN		560		560	
400 U STATES		803182		12955777	
		826735		13413932	
HOME OR FARM FREEZERS ELECTRIC	NO				9092
400 U STATES		981134	34545	6890712	
	4977	981134	34545	6890712	
MINERAL MEDICINAL AERATD WATER					9103
100 U KINGDOM		281		350	
318 DENMARK				126	
327 FRANCE		4086		76702	
344 ITALY		386		490	
381 ALASKA				170	
400 U STATES		2597		48272	
		7350		126110	
ACCCRDIONS CONCRTNAS MELDDEONS	NO				9110
100 U KINGDOM	10	490	27	2675	
305 AUSTRIA	310	137	311	205	
327 FRANCE			3	294	
335 GERMANY W	1015	18026	6424	114662	
344 ITALY	1856	53706	7146	302403	
347 JAPAN	10	463	100	639	
354 NETHRLNDS			1	175	
375 SWEDEN			15	1695	
376 SWITZRLND	53	1085	637	10292	
390 GERMANY E			7353	13762	
400 U STATES	8	1834	758	33790	
	3262	75741	22775	480592	
BRASS BAND INSTRUMENTS					9111
100 U KINGDOM		28461		148949	
216 PAKISTAN				744	
231 HONG KONG				81	
306 BELGIUM				565	
317 CZECHO S		5349		37744	
327 FRANCE		2002		54296	
335 GERMANY W		2428		24237	
344 ITALY		1366		20022	
352 MEXICO				731	
354 NETHRLNDS		1060		5747	
400 U STATES		17953		154600	
		58619		447716	
HARPS	NO				9113
100 U KINGDOM			1	205	
400 U STATES			6	6494	
			7	6699	
CABINET ORGANS	NO				9114
347 JAPAN			60	2407	
400 U STATES	7	2034	53	12715	
	7	2034	113	15122	
PIPE ORGANS	NO				9115
335 GERMANY W			1	7351	
400 U STATES	1	2975	3	12486	
	1	2975	4	19837	
ORGAN PARTS N O P					9116
100 U KINGDOM		7599		46675	
335 GERMANY W		68		11768	
390 GERMANY E				1144	
400 U STATES		8707		112663	
		16374		172250	
PIANOS	NO				9117
100 U KINGDOM	29	9964	175	52876	
317 CZECHO S			2	669	
318 DENMARK			3	1585	
335 GERMANY W	1	320	4	2018	
400 U STATES	97	33913	623	187777	
	127	44197	807	244925	
PIANO PARTS N O P					9118
100 U KINGDOM		3176		19606	
318 DENMARK		57		57	

IMPORTS INTO CANADA FOR CONSUMPTION

Articles and Countries from which Imported	MONTH OF SEPTEMBER 1955		NINE MONTHS ENDED SEPTEMBER 1955		Class Number
	Quantities	Values (\$)	Quantities	Values (\$)	
335 GERMANY W				428	
375 SWEDEN				181	
400 U STATES		5716		88832	
PIANO AND ORGAN PARTS FOR MFR		8949		109104	9119
100 U KINGDOM		1860		19817	
400 U STATES		2412		31281	
		4272		51098	
PHONOGRAPHS GRAMOPHONES NOP					9120
100 U KINGDOM		2246		24607	
231 HONG KONG				1699	
317 CZECHOS				3255	
318 DENMARK				404	
335 GERMANY W		1235		2536	
347 JAPAN				243	
354 NETHRLNDS		3180		74075	
376 SWITZRLND				6715	
400 U STATES		60297		420310	
		66958		533844	
PHONOGRAPH RECORDS					9121
100 U KINGDOM		21162		218307	
231 HONG KONG		702		4340	
234 AUSTRALIA		637		2701	
305 AUSTRIA				246	
306 BELGIUM		641		1982	
310 BULGARIA				689	
317 CZECHOS		66		1366	
326 FINLAND		512		1152	
327 FRANCE		3410		43264	
335 GERMANY W		3148		22597	
340 HUNGARY				105	
344 ITALY				1297	
347 JAPAN		382		3859	
354 NETHRLNDS		204		5435	
375 SWEDEN		90		796	
376 SWITZRLND		1350		3889	
380 USSR		467		1652	
400 U STATES		103972		876157	
		136743		1189834	
OTHER MUSICAL INSTRUMENTS					9122
100 U KINGDOM		1849		11525	
231 HONG KONG				145	
305 AUSTRIA		239		744	
317 CZECHOS		476		4646	
327 FRANCE		2212		16457	
335 GERMANY W		14866		107745	
344 ITALY		1502		3579	
347 JAPAN		2578		10965	
352 MEXICO		227		658	
354 NETHRLNDS				1213	
372 SPAIN				148	
375 SWEDEN				172	
376 SWITZRLND		7200		27484	
390 GERMANY E		524		12087	
400 U STATES		115535		923838	
		147208		1121406	
MUSICAL INSTRUMENT STRINGS					9123
100 U KINGDOM				289	
305 AUSTRIA				1135	
335 GERMANY W		2624		8861	
400 U STATES		12127		46960	
		14751		57245	
PHONOGRAPHS COIN OPERATED	NO				9124
400 U STATES	142	80588	1206	666881	
	142	80588	1206	666881	
PHOTOFLASH LAMPS	NO				9127
354 NETHRLNDS			92524	4517	
400 U STATES			1621367	87701	
	391118	23817	1713891	92218	
	391118	23817			
PHOTOGRAPHIC ACCESSORIES PARTS					9128
100 U KINGDOM		1833		21801	
221 B GUIANA				800	
305 AUSTRIA				210	
317 CZECHOS				1482	
327 FRANCE				10707	
335 GERMANY W		38202		290776	
344 ITALY				1827	
347 JAPAN		7827		61598	
376 SWITZRLND				9039	
400 U STATES		255765		1963278	
		303627		2361518	
THERMOMETERS					9129
100 U KINGDOM		1369		48121	
318 OENMARK				2050	
327 FRANCE		128		461	
335 GERMANY W		2832		21843	
344 ITALY		77		77	
347 JAPAN				2704	
354 NETHRLNDS		133		2952	
375 SWEDEN				411	
376 SWITZRLND				1115	
390 GERMANY E				6597	
400 U STATES		112421		749461	
		116960		835792	
APPARATUS X RAY					9130
100 U KINGDOM		3877		46086	

IMPORTS INTO CANADA FOR CONSUMPTION

Articles and Countries from which Imported	MONTH OF SEPTEMBER 1955		NINE MONTHS ENDED SEPTEMBER 1955		Class Number
	Quantities	Values (\$)	Quantities	Values (\$)	
220 BERMUDA				800	
306 BELGIUM				4325	
318 DENMARK				11118	
335 GERMANY W		4561		79263	
344 ITALY				5289	
354 NETHRLNDS		6740		126432	
375 SWEDEN		9026		44183	
400 U STATES		279895		2447504	
		304099		2765000	
ARTIFICIAL LARYNX					
400 U STATES				219	9131
				219	
BOTANICAL SPECIMENS					
100 U KINGDOM		77		1265	9132
215 INDIA				759	
309 BRAZIL		255		255	
335 GERMANY W				454	
354 NETHRLNDS				108	
359 NORWAY				110	
400 U STATES		2019		14878	
		2351		17829	
OLD COINS STAMPS					
TROPHIES					
100 U KINGDOM		413		12027	9133
215 INOIA				245	
217 CEYLON				80	
231 HONG KONG		1544		2544	
234 AUSTRALIA		109		255	
236 NEW ZEAL				228	
304 ARGENTINA		114		519	
305 AUSTRIA				162	
306 BELGIUM				476	
312 CHILE				62	
314 COLOMBIA				90	
316 CUBA		178		178	
318 DENMARK				391	
335 GERMANY W		78		201	
340 HUNGARY				345	
354 NETHRLNDS				747	
359 NORWAY				406	
360 ISRAEL				88	
363 PERU				53	
372 SPAIN				260	
375 SWEDEN				3921	
389 IRELAND				1934	
400 U STATES		5922		85167	
		8358		110379	
CAMERAS AND CAMERA PARTS					
N O P					
100 U KINGDOM		6446		24356	9134
225 TRINIDAD				100	
231 HONG KONG				609	
234 AUSTRALIA		200		643	
305 AUSTRIA		3575		24427	
317 CZECHO S		689		1365	
327 FRANCE		3533		12727	
335 GERMANY W		105850		1053341	
344 ITALY		242		3779	
347 JAPAN		28614		177553	
354 NETHRLNDS				2431	
375 SWEDEN		1982		3136	
376 SWITZRLNO		10717		196865	
390 GERMANY E		1006		35411	
400 U STATES		220911		2351497	
		383765		3888240	
CAMERA PARTS UNFINISHED					
327 FRANCE				65	9135
335 GERMANY W				56	
400 U STATES		17285		97030	
		17285		97151	
CAMERA LENSES AND SHUTTERS					
327 FRANCE				6883	9136
335 GERMANY W		3396		20545	
400 U STATES		30830		151385	
		34226		178813	
COLLECTIONS OF ANTIQUITIES					
100 U KINGDOM		35809		271168	9137
203 B E AFR		123		123	
220 BERMUDA				70	
231 HONG KONG				2319	
236 NEW ZEAL		70		70	
305 AUSTRIA				391	
306 BELGIUM				766	
313 CHINA				957	
318 OENMARK				4837	
322 EGYPT				990	
327 FRANCE		1085		7391	
335 GERMANY W				2605	
344 ITALY		674		6770	
347 JAPAN		510		1296	
354 NETHRLNDS		3287		9878	
372 SPAIN				185	
376 SWITZRLND		190		8480	
380 USSR				547	
391 LEBANON		105		105	
400 U STATES		33230		150444	
		75083		469392	

IMPORTS INTO CANADA FOR CONSUMPTION

Articles and Countries from which Imported	MONTH OF SEPTEMBER 1955		NINE MONTHS ENDED SEPTEMBER 1955		Class Number
	Quantities	Values (\$)	Quantities	Values (\$)	
CYCLOMETERS AND SPEEDOMETERS					9138
100 U KINGDOM		3762		18675	
327 FRANCE		1903		1903	
335 GERMANY W				4748	
354 NETHRLNDS				609	
376 SWITZRLND		2588		15602	
400 U STATES		16099		150393	
		24352		191930	
GLOBES GEOGRAPHICAL					9139
100 U KINGDOM		1397		5749	
335 GERMANY W		1326		2622	
400 U STATES		12469		53775	
		15192		62146	
MODELS OF INVENTIONS					9140
100 U KINGDOM				1205	
234 AUSTRALIA				97	
318 DENMARK				552	
335 GERMANY W		105		1036	
344 ITALY				2175	
354 NETHRLNOS				866	
400 U STATES		2049		164034	
		2154		169965	
APPARATUS FOR INSTITUTIONS					9141
100 U KINGDOM		20636		159550	
305 AUSTRIA		1332		4395	
306 BELGIUM				1907	
318 DENMARK				2602	
327 FRANCE		247		7444	
335 GERMANY W		39189		83079	
344 ITALY				639	
347 JAPAN				460	
354 NETHRLNOS				2941	
359 NORWAY				473	
375 SWEDEN				2014	
376 SWITZRLND				5813	
400 U STATES		446554		3959936	
		507958		4231253	
OPERATING ROOM EQUIPMENT					9142
100 U KINGDOM		2359		30453	
317 CZECHO S		327		1260	
318 DENMARK				103	
327 FRANCE				1021	
335 GERMANY W		529		11225	
347 JAPAN				1616	
390 GERMANY E				133	
400 U STATES		293136		2323264	
		296351		2369075	
DENTAL INSTRUMENTS					9143
100 U KINGDOM		6577		71637	
231 HONG KONG		330		330	
305 AUSTRIA		2916		36567	
317 CZECHO S				417	
327 FRANCE				1163	
335 GERMANY W		22527		149572	
344 ITALY		725		2879	
347 JAPAN		3143		21425	
354 NETHRLNDS				8691	
375 SWEDEN		342		1166	
376 SWITZRLND		825		5442	
400 U STATES		81111		847019	
		118496		1146308	
SURGICAL TRUSSES AND SUPPORTS					9144
100 U KINGDOM				1102	
400 U STATES		217		8088	
		217		9190	
ARTICLES FOR THE BLIND					9145
100 U KINGDOM		454		2177	
327 FRANCE		141		141	
376 SWITZRLND				378	
400 U STATES		2505		25395	
		3100		28091	
OPTICAL AND PHILOSOPHICAL INST					9146
100 U KINGDOM		32526		242419	
305 AUSTRIA				378	
306 BELGIUM				163	
317 CZECHO S		882		2337	
318 DENMARK				1042	
327 FRANCE		8514		44114	
335 GERMANY W		31898		192667	
344 ITALY		501		4768	
347 JAPAN		70341		325958	
354 NETHRLNDS		180		4871	
375 SWEDEN		367		3734	
376 SWITZRLND		6026		25367	
400 U STATES		220141		2157418	
		371376		3005236	
EDUCATIONAL FILMS					9148
100 U KINGDOM		6392		22287	
207 UN SO AFR				1105	
231 HONG KONG				308	
234 AUSTRALIA				1576	
305 AUSTRIA				144	
327 FRANCE		1279		5594	
335 GERMANY W				218	
400 U STATES		83631		773082	
		91302		804314	

IMPORTS INTO CANADA FOR CONSUMPTION

171

Articles and Countries from which Imported	MONTH OF SEPTEMBER 1955		NINE MONTHS ENDED SEPTEMBER 1955		Class Number
	Quantities	Values (\$)	Quantities	Values (\$)	
CINEMATOGRAPH CAMERAS					9149
100 U KINGDOM		2498		5957	
335 GERMANY W				146	
376 SWITZRLND				134	
400 U STATES		5328		86424	
		7826		92661	
SURGICAL INSTRUMENTS					9150
100 U KINGDOM		13867		182960	
305 AUSTRIA				205	
306 BELGIUM				1780	
318 DENMARK				174	
327 FRANCE		975		11402	
335 GERMANY W		30965		204604	
344 ITALY		99		6991	
347 JAPAN		1840		21741	
352 MEXICO				6666	
354 NETHRLNDS		1404		2523	
375 SWEDEN		1298		27873	
376 SWITZRLND		1217		12495	
390 GERMANY E				295	
400 U STATES		338331		3032089	
		389996		3511798	
RACING SHELLS OR OARS	NO				9151
100 U KINGDOM		286		562	
400 U STATES			1	455	
		286	1	1017	
BOATS OPEN PLEASURE	NO				9152
100 U KINGDOM	5	2248	190	30371	
220 BERMUDA			1	400	
305 AUSTRIA			3	351	
318 DENMARK			17	5626	
327 FRANCE			1	127	
335 GERMANY W	4	726	89	8914	
359 NORWAY			2	1094	
375 SWEDEN			13	3334	
381 ALASKA			1	180	
390 GERMANY E			2	1754	
400 U STATES	77	14623	852	158129	
	86	17597	1171	210280	
LAUNCHES PLEASURE MOTIVE POWER	NO				9153
100 U KINGDOM			8	10116	
318 DENMARK			1	3564	
326 FINLAND			1	1085	
335 GERMANY W			23	22044	
390 GERMANY E			9	35312	
400 U STATES	13	12045	149	357920	
	13	12045	191	430041	
MATERIALS EXWHOUSE FOR VESSELS					9154
SHIPS AND VESSELS REPAIRS ON					9155
334 ST PIERRE		2742		15338	
381 ALASKA				1125	
400 U STATES		650		46081	
		3392		62544	
SHIPS FOREIGN BUILT COASTAL	NO				9156
354 NETHRLNDS			1	154250	
400 U STATES			1	1980	
			2	156230	
VESSELS FOREIGN BUILT N O P					9157
100 U KINGDOM		59458		256739	
220 BERMUDA				11576	
318 DENMARK				15737	
335 GERMANY W				11572	
354 NETHRLNDS				203392	
375 SWEDEN				4565	
400 U STATES		1699616		3322939	
		1759074		3826520	
BUGGIES CUTTERS VEHICLES N O P	NO				9162
100 U KINGDOM	10	829	41	2870	
400 U STATES	295	19971	3282	207767	
	305	20800	3323	210637	
CHILDRENS CARRIAGES AND PARTS	NO				9163
100 U KINGDOM	36	1042	396	9176	
306 BELGIUM				1124	
335 GERMANY W	3	219	4	269	
344 ITALY			2	81	
354 NETHRLNDS	16	507	77	2054	
376 SWITZRLND			11	439	
400 U STATES	27	277	1500	10109	
	82	2045	1990	23252	
CHILDRENS SLEDS VEHICLES N O P					9164
100 U KINGDOM		894		5181	
327 FRANCE		75		75	
335 GERMANY W				1706	
354 NETHRLNDS				825	
359 NORWAY				182	
400 U STATES		22977		211549	
		23946		219518	
SLEIGHS N O P AND PARTS	NO				9165
WAGONS AND SLEDS FARM AND PTS	NO				9166
100 U KINGDOM			8	11992	
400 U STATES	31	15462	1008	163155	
	31	15462	1016	175147	
WAGONS FREIGHT DRAYS AND PARTS	NO				9167

IMPORTS INTO CANADA FOR CONSUMPTION

Articles and Countries from which Imported	MONTH OF SEPTEMBER 1955		NINE MONTHS ENDED SEPTEMBER 1955		Class Number
	Quantities	Values (\$)	Quantities	Values (\$)	
WHEELBARROWS HAND TRUCKS CARTS	NO				9168
100 U KINGDOM	176	6816	1387	33518	
318 DENMARK			1	235	
327 FRANCE			9	206	
335 GERMANY W			87	1263	
359 NORWAY			4	600	
375 SWEDEN			20	3378	
400 U STATES	8669	121328	69076	971162	
	8845	128144	70584	1010362	
TRUCKS AND CARS N O P					9169
100 U KINGDOM				3957	
354 NETHRLNDS				963	
400 U STATES		24253		119815	
		24253		124735	
TRAILERS FOR MOTOR VEHICLES	NO				9170
100 U KINGDOM	3	1680	15	22787	
381 ALASKA			5	3820	
400 U STATES	275	506719	3204	4215658	
	278	508399	3224	4242265	
AIRCRAFT NOT OVER 1500 LB WT	NO				9171
100 U KINGDOM			4	6250	
317 CZECHO S			2	8984	
335 GERMANY W			2	4106	
381 ALASKA	1	2000	1	2000	
400 U STATES	13	33993	122	351833	
	14	35993	131	373173	
AIRCRAFT 1501 TO 3000 LB WT	NO				9172
100 U KINGDOM			1	3750	
317 CZECHO S			1	17762	
400 U STATES	13	117900	122	1003049	
	13	117900	124	1024561	
AIRCRAFT 3001 TO 7500 LB WT	NO				9173
100 U KINGDOM			1	87812	
400 U STATES			27	2099496	
			28	2187308	
AIRCRAFT OVER 7500 LB WEIGHT	NO				9174
100 U KINGDOM	3	808701	25	8644278	
327 FRANCE			2	94363	
400 U STATES	14	14143804	85	34316944	
	17	14952505	112	43055585	
AIRCRAFT PTS EXCLUDING ENG PTS					9175
100 U KINGDOM		266575		3386497	
231 HONG KONG				127	
234 AUSTRALIA				9491	
236 NEW ZEAL				2294	
317 CZECHO S				809	
318 DENMARK				1307	
327 FRANCE				10637	
335 GERMANY W		100		6275	
347 JAPAN				5762	
354 NETHRLNDS		871		871	
359 NORWAY				28654	
375 SWEDEN				11695	
376 SWITZRLND				825	
381 ALASKA				4461	
400 U STATES		5621097		62195891	
		5888643		65665596	
PAINTINGS UNDER 20 00LLARS	NO				9181
100 U KINGDOM	121	958	345	2953	
231 HONG KONG			948	557	
305 AUSTRIA	65	231	463	4138	
306 BELGIUM	14	99	374	558	
318 DENMARK	28	166	89	322	
327 FRANCE			238	1258	
335 GERMANY W			50	347	
340 HUNGARY	44	344	130	1075	
344 ITALY	59	604	754	3294	
347 JAPAN	30	78	845	670	
354 NETHRLNDS	11	99	1360	4356	
376 SWITZRLND			47	199	
383 HAWAII	70	178	70	178	
400 U STATES	36	375	407	2186	
	478	3132	6120	22091	
PAINTINGS 20 DOLLARS OR OVER					9182
100 U KINGDOM		28209		316671	
220 BERMUDA				750	
223 BARBADOS				320	
224 JAMAICA				151	
231 HONG KONG				200	
305 AUSTRIA		1621		24711	
306 BELGIUM		1700		4399	
317 CZECHO S		150		150	
318 DENMARK		194		3981	
327 FRANCE		7431		142026	
335 GERMANY W		160		4037	
338 HAITI				350	
340 HUNGARY		463		2222	
344 ITALY		1358		22008	
347 JAPAN				213	
352 MEXICO				597	
353 MOROCCO		466		466	
354 NETHRLNDS		1300		125912	
359 NORWAY		500		500	
360 ISRAEL				7750	
361 PANAMA				120	
372 SPAIN				1282	

IMPORTS INTO CANADA FOR CONSUMPTION

Articles and Countries from which Imported	MONTH OF SEPTEMBER 1955		NINE MONTHS ENDED SEPTEMBER 1955		Class Number
	Quantities	Values (\$)	Quantities	Values (\$)	
375 SWEDEN				100	
376 SWITZRLND				4284	
383 HAWAII				194	
387 VENEZUELA				500	
400 U STATES		153477		1197025	
STATUES AND STATUETTES N O P		197029		1860919	9183
100 U KINGDOM		4029		40334	
215 INDIA		138		453	
217 CEYLON				849	
231 HONG KONG		688		6853	
305 AUSTRIA		63		1509	
306 BELGIUM				184	
313 CHINA		128		196	
317 CZECHO S				755	
318 DENMARK		359		929	
327 FRANCE		106		2619	
335 GERMANY W		3321		22566	
336 GREECE				4571	
338 HAITI				173	
344 ITALY		8367		30361	
347 JAPAN		9897		65011	
352 MEXICO				707	
354 NETHRLNDS		131		348	
355 INDONESIA				70	
375 SWEDEN		90		620	
376 SWITZRLND				404	
390 GERMANY E		532		3562	
400 U STATES		9339		70767	
PORCELAIN STATUES STATUETTES		37188		253841	9184
100 U KINGDOM		23340		354267	
224 JAMAICA				50	
231 HONG KONG		567		3007	
305 AUSTRIA		329		1752	
313 CHINA				160	
317 CZECHO S				201	
318 DENMARK		933		10518	
327 FRANCE		273		3216	
335 GERMANY W		6785		75020	
336 GREECE				128	
344 ITALY		2836		13135	
347 JAPAN		12101		189410	
354 NETHRLNDS				370	
375 SWEDEN		72		237	
390 GERMANY E		1549		13251	
400 U STATES		4177		39223	
SCULPTURES CANADIAN MODELS		52962		703945	9185
100 U KINGDOM				570	
327 FRANCE		66		66	
344 ITALY				396	
400 U STATES				146	
MATERIAL FOR HARD METAL COMPOD		66		1178	9187
100 U KINGDOM		2966		21057	
400 U STATES		15940		466672	
MATERIAL FOR FISHING EQUIPMENT		18906		487729	9189
400 U STATES		314		1605	
MATERIALS FOR CYANIDE MFR		314		1605	9190
400 U STATES		1778		1778	
ARTICLES FOR FERTILIZER MFR		1778		1778	9191
100 U KINGDOM		221		675	
327 FRANCE				23890	
400 U STATES		28356		238605	
ARTICLES FOR GOVERNOR GENERAL		28577		263170	9192
100 U KINGDOM				2163	
327 FRANCE				97	
400 U STATES		52		2999	
ARTICLES FOR CONSULS		52		5259	9193
100 U KINGDOM		24579		64350	
207 UN SD AFR				3956	
215 INDIA		3178		13195	
216 PAKISTAN		150		300	
223 BARBADOS				99	
225 TRINIDAD				78	
231 HONG KONG				2080	
234 AUSTRALIA		1000		3530	
236 NEW ZEAL				180	
303 ARABIA				1000	
304 ARGENTINA				100	
305 AUSTRIA		80		715	
306 BELGIUM		150		10561	
314 COLOMBIA				96	
315 C RICA				20000	
316 CUBA		154		2281	
317 CZECHO S				14582	
318 DENMARK		135		12549	
320 DOM REP				659	
326 FINLAND				5646	
327 FRANCE		2063		32700	

IMPORTS INTO CANADA FOR CONSUMPTION

Articles and Countries from which Imported	MONTH OF SEPTEMBER 1955		NINE MONTHS ENDED SEPTEMBER 1955		Class Number
	Quantities	Values (\$)	Quantities	Values (\$)	
334 ST PIERRE				50	
335 GERMANY W		1357		19503	
336 GREECE		750		750	
338 HAITI				285	
344 ITALY		90		11216	
347 JAPAN		1517		5938	
352 MEXICO		1000		1000	
354 NETHRLNDS		1669		31084	
355 INDONESIA				100	
357 NETH ANT				425	
359 NORWAY		1500		1981	
360 ISRAEL				50	
363 PERU				310	
365 POLAND				5695	
366 PORTUGAL		120		4495	
372 SPAIN		5289		14010	
375 SWEDEN		472		16907	
376 SWITZRLND				3295	
380 USSR		2200		5985	
384 P RICO				66	
388 YUGO SLAV				200	
400 U STATES		55182		542164	
		102635		854166	
CANADIAN GOODS RETURNED					9195
100 U KINGDOM		13648		462810	
205 RHOD NYAS				772	
207 UN SO AFR		508		9327	
215 INDIA		2971		4054	
216 PAKISTAN				699	
218 MALAYA				124	
220 BERMUDA		31584		65486	
221 B GUIANA		76		207	
222 B HOND		4000		4092	
223 BARBADOS				3394	
224 JAMAICA		1928		16334	
225 TRINIDAD				5204	
227 BAHAMAS				5547	
231 HONG KONG				1620	
234 AUSTRALIA		980		4985	
236 NEW ZEAL				6161	
306 BELGIUM		2710		18776	
314 COLOMBIA		2039		4789	
316 CUBA				6165	
318 DENMARK				775	
327 FRANCE		4090		71637	
328 FR AFRICA		2584		2584	
334 ST PIERRE		5500		6562	
335 GERMANY W		14652		23702	
336 GREECE				554	
337 GUATEMALA				383	
341 ICELAND				3700	
344 ITALY				43764	
347 JAPAN				25329	
348 KOREA				203065	
352 MEXICO		488		11497	
353 MOROCCO		1200		1200	
354 NETHRLNDS		6868		17179	
355 INDONESIA				836	
357 NETH ANT		700		955	
359 NORWAY		1200		2681	
360 ISRAEL		2000		5300	
363 PERU		664		664	
366 PORTUGAL				700	
372 SPAIN				793	
375 SWEDEN		48023		50994	
376 SWITZRLND		2000		10464	
381 ALASKA		15515		123159	
384 P RICO				3419	
387 VENEZUELA				5876	
390 GERMANY E				1000	
391 LEBANON				640	
400 U STATES		725684		6570252	
		891612		7810210	
ARMS ETC BRITISH					9196
OR NATO CTYS					
100 U KINGDOM		92374		1735707	
207 UN SO AFR		450		550	
215 INDIA				244	
221 B GUIANA				600	
305 AUSTRIA				1523	
306 BELGIUM				4088	
316 CUBA				265	
318 DENMARK		14798		36659	
319 GREENLAND		165		165	
327 FRANCE		7913		62169	
334 ST PIERRE				663	
335 GERMANY W		37590		361714	
344 ITALY		277		2418	
347 JAPAN				11695	
348 KOREA				4800	
353 MOROCCO				930	
354 NETHRLNDS		1470		20607	
359 NORWAY				163	
366 PORTUGAL				350	
371 THAILAND		5771		25981	
372 SPAIN				6823	
375 SWEDEN				6413	

IMPORTS INTO CANADA FOR CONSUMPTION

Articles and Countries from which Imported	MONTH OF SEPTEMBER 1955		NINE MONTHS ENDED SEPTEMBER 1955		Class Number
	Quantities	Values (\$)	Quantities	Values (\$)	
376 SWITZRLND		362		88440	
379 TURKEY				916	
381 ALASKA		6145		535699	
400 U STATES		2051162		3647477	
EXWAREHOUSED SHIPS STORES NOP		2218477		39384359	
100 U KINGDOM		2872		19133	9197
221 B GUIANA				585	
223 BARBADOS		201		978	
316 CUBA				138	
327 FRANCE		575		3302	
354 NETHRLNDS		74		645	
359 NORWAY				130	
384 P RICO				153	
400 U STATES		9382		93722	
ARTICLES EXWHOUSE FOR EXCISE		13104		118793	9198
BATTERY JARS GLASS OR RUBBER					9199
100 U KINGDOM		5336		8576	
335 GERMANY W		190		10644	
375 SWEDEN				464	
400 U STATES		61642		552907	
CASUAL DONATIONS		67168		572591	9201
100 U KINGDOM				429	
220 BERMUDA				4273	
224 JAMAICA				100	
306 BELGIUM				60	
344 ITALY				5	
354 NETHRLNDS				80	
359 NORWAY				296	
400 U STATES		2169		110456	
CORSET CLASPS STEELS WIRES		2169		115699	9202
100 U KINGDOM		743		2053	
400 U STATES		1054		11055	
FEATHERS FLOWERS ART FOR HATS		1797		13108	9204
100 U KINGDOM				919	
216 PAKISTAN				449	
317 CZECHO S		2893		12879	
327 FRANCE		4201		40379	
335 GERMANY W		4599		54160	
344 ITALY		95		1446	
347 JAPAN		7368		66813	
376 SWITZRLND				3869	
390 GERMANY E		5778		29251	
400 U STATES		8850		130708	
LIFEBOATS LIFESAVING APPARATUS		33784		340873	9205
100 U KINGDOM				1946	
400 U STATES				656	
INTERNATIONAL BRIDGE MATERIAL				2602	9206
MINERS RESCUE APPLIANCES					9207
100 U KINGDOM		915		12365	
327 FRANCE				627	
335 GERMANY W				681	
400 U STATES		103150		1124296	
MATERIALS FOR TEXTILE PRINTING		104065		1137969	9208
100 U KINGDOM		751		17250	
400 U STATES		9748		118832	
SALTS OF THORIUM DR CERIUM		10499		136082	9209
400 U STATES		5940		27645	
SPURS AND STILTS		5940		27645	9210
400 U STATES		388		6614	
VACCINE AND PLASMA CONTAINERS		388		6614	9212
400 U STATES		11012		111133	
GOODS FREE BY ORDER IN COUNCIL		11012		111133	9213
100 U KINGDOM		1795		125386	
234 AUSTRALIA				125	
318 DENMARK				50	
327 FRANCE		500		1394	
335 GERMANY W		4065		18496	
352 MEXICO				1583	
354 NETHRLNDS		1650		1650	
375 SWEDEN				170	
381 ALASKA				3164	
400 U STATES		6336		998443	
ARTICLES FOR MFR TOBACCD PIPES		14346		1150461	9214
100 U KINGDOM				270	
327 FRANCE				349	
400 U STATES		2136		7051	
SAFETY GLASS SHEET ADHESIVES		2136		7670	9215
400 U STATES		145765		931073	
		145765		931073	

IMPORTS INTO CANADA FOR CONSUMPTION

Articles and Countries from which Imported	MONTH OF SEPTEMBER 1955		NINE MONTHS ENDED SEPTEMBER 1955		Class Number
	Quantities	Values (\$)	Quantities	Values (\$)	
TOURIST PURCHASES DUTY FREE					9228
100 U KINGDOM		319468		1143079	
202 ADEN				428	
205 RHOD NYAS				503	
207 UN SO AFR				8285	
215 INDIA		650		1718	
217 CEYLON				109	
220 BERMUDA		5479		100001	
221 B GUIANA		16		582	
222 B HOND		655		2593	
223 BARBADOS				7655	
224 JAMAICA		55		23918	
225 TRINIDAD		109		1700	
227 BAHAMAS		346		2565	
228 LEEW WIND				77	
230 GIBRALTAR				72	
231 HONG KONG		757		7864	
232 MALTA				147	
234 AUSTRALIA				5266	
236 NEW ZEAL				389	
301 AFGHAN				135	
304 ARGENTINA				351	
305 AUSTRIA		2622		6163	
306 BELGIUM		1221		4817	
307 BEL CONGO				100	
309 BRAZIL				362	
312 CHILE				256	
313 CHINA				419	
314 COLOMBIA				80	
315 C RICA				52	
316 CUBA		90		4087	
317 CZECHO S		1103		2245	
318 DENMARK		1621		6180	
319 GREENLAND		480		9421	
322 EGYPT				6558	
326 FINLAND		363		981	
327 FRANCE		35273		135004	
328 FR AFRICA				44	
329 FR E IND		78		1389	
330 FR GUIANA				25	
334 ST PIERRE		4059		8423	
335 GERMANY W		26687		101381	
336 GREECE		605		1403	
337 GUATEMALA				145	
338 HAITI				1745	
340 HUNGARY		264		264	
341 ICELAND		255		1721	
343 IRAQ				17	
344 ITALY		15829		47480	
347 JAPAN		569		52587	
348 KOREA		99		13534	
352 MEXICO		2252		55564	
353 MOROCCO				210	
354 NETHRLNDS		5167		24200	
357 NETH ANT		356		5024	
359 NORWAY		1247		3799	
360 ISRAEL		839		4473	
361 PANAMA				446	
363 PERU				550	
365 POLAND		66		366	
366 PORTUGAL				308	
367 AZORES				1067	
372 SPAIN		1354		8369	
375 SWEDEN		1889		4574	
376 SWITZRLND		8956		25189	
380 USSR				404	
381 ALASKA				33	
382 VIRGIN IS				181	
383 HAWAII		881		56500	
384 P RICO				622	
386 URUGUAY				40	
387 VENEZUELA				617	
388 YUGO SLAV		163		294	
389 IRELAND				1198	
400 U STATES		8075293		52401258	
		8517216		54309606	
CARTRIDGES SHOT GUN SHELLS					9237
100 U KINGDOM		10975		22088	
390 GERMANY E				254	
400 U STATES		9579		22729	
		20554		45071	
DEXTROSE SOLUTIONS THERAPEUTIC					9238
400 U STATES		33941		246687	
		33941		246687	
METALLIC CARTRIDGES AMMUNITION					9239
100 U KINGDOM		35546		40563	
335 GERMANY W				1245	
400 U STATES		7073		78044	
		42619		119852	
BLACKBOARDS OF SLATE OR PAPER					9240
335 GERMANY W				200	
344 ITALY		1779		13906	
366 PORTUGAL				1845	
400 U STATES		19114		279058	
		20893		295009	

IMPORTS INTO CANADA FOR CONSUMPTION

Articles and Countries from which Imported	MONTH OF SEPTEMBER 1955		NINE MONTHS ENDED SEPTEMBER 1955		Class Number
	Quantities	Values (\$)	Quantities	Values (\$)	
PRESENTATIONS FOR LIFE SAVING					9241
BIOLOGICAL PRODUCTS N O P					9242
100 U KINGDOM		947		10987	
306 BELGIUM				1004	
309 BRAZIL				1982	
327 FRANCE				1350	
354 NETHRLNDS				1406	
400 U STATES		89136		976668	
		90083		993397	
BASKETS OF ALL KINDS N O P					9243
100 U KINGDOM				2395	
215 INDIA				331	
224 JAMAICA				54	
231 HONG KONG		1698		21911	
306 BELGIUM		1116		16916	
313 CHINA				101	
317 CZECHO S				7686	
318 DENMARK		199		851	
327 FRANCE				955	
335 GERMANY W		3202		10992	
340 HUNGARY				145	
344 ITALY		574		6858	
347 JAPAN		555		27701	
352 MEXICO		550		2774	
354 NETHRLNDS				641	
365 POLAND		3338		36275	
366 PORTUGAL		2446		15511	
367 AZORES		186		3488	
388 YUGO SLAV		185		5359	
400 U STATES		34693		127286	
		48742		288230	
COMMUNION SETS CHURCH ARTICLES					9244
100 U KINGDOM		1966		17422	
215 INDIA		50		177	
231 HONG KONG		2647		9160	
305 AUSTRIA				3863	
306 BELGIUM		191		2112	
317 CZECHO S		4037		53545	
327 FRANCE		11182		229184	
335 GERMANY W		1644		33323	
344 ITALY		41511		311217	
347 JAPAN		7606		90416	
352 MEXICO				187	
354 NETHRLNDS		145		1771	
360 ISRAEL				1644	
366 PORTUGAL				1195	
372 SPAIN		156		1184	
375 SWEDEN		63		63	
378 JORDAN				537	
388 YUGO SLAV				78	
389 IRELAND				4580	
390 GERMANY E		155		596	
400 U STATES		31113		379569	
		102466		1141823	
CARTRIDGE CASES GUN WADS CAPS					9246
100 U KINGDOM		373		11150	
359 NORWAY				4205	
400 U STATES		8999		33147	
		9372		48502	
CARTRIDGES AMMUNITION N O P					9247
100 U KINGDOM		175934		1615467	
327 FRANCE				358	
335 GERMANY W				2078	
359 NORWAY				4429	
376 SWITZRLND				14453	
400 U STATES		153786		2837335	
		329720		4474120	
DAMAGED GOODS N O P					9248
ELECTRICAL ENERGY	KWH				9249
400 U STATES	20981973	90799	53802338	295000	
	20981973	90799	53802338	295000	
EXPRESS PARCELS					9250
100 U KINGDOM		25971		252307	
203 B E AFR				67	
205 RHOD NYAS				35	
207 UN SO AFR				294	
215 INDIA		98		2255	
216 PAKISTAN		167		48	
217 CEYLON				93	
218 MALAYA				37	
220 BERMUDA				46	
221 B GUIANA				131	
223 BARBADOS		70		86	
224 JAMAICA		44		235	
225 TRINIDAD		148		230	
227 BAHAMAS				144	
231 HONG KONG		3479		31437	
232 MALTA		5		31	
234 AUSTRALIA		119		853	
236 NEW ZEAL				22	
304 ARGENTINA				66	
305 AUSTRIA		115		1539	
306 BELGIUM		508		3646	
311 BURMA				27	

IMPORTS INTO CANADA FOR CONSUMPTION

Articles and Countries from which Imported	MONTH OF SEPTEMBER 1955		NINE MONTHS ENDED SEPTEMBER 1955		Class Number
	Quantities	Values (\$)	Quantities	Values (\$)	
312 CHILE				39	
313 CHINA		50		178	
316 CUBA		62		245	
317 CZECHOS		45		1447	
318 DENMARK		490		2704	
319 GREENLAND				43	
321 ECUADOR				41	
322 EGYPT				24	
326 FINLAND				29	
327 FRANCE		3534		24849	
328 FR AFRICA				4	
334 ST PIERRE				10	
335 GERMANY W		7298		46313	
336 GREECE				248	
337 GUATEMALA				5	
340 HUNGARY				87	
343 IRAQ				60	
344 ITALY		2227		10970	
347 JAPAN		2605		20161	
348 KOREA				25	
352 MEXICO				1362	
353 MOROCCO		94		284	
354 NETHRLNDS		2848		12471	
359 NORWAY		78		1028	
360 ISRAEL				166	
365 POLAND		30		126	
366 PORTUGAL		99		845	
367 AZORES		34		61	
371 THAILAND				41	
372 SPAIN		166		875	
375 SWEDEN		814		5217	
376 SWITZRLND		955		7766	
380 USSR				63	
381 ALASKA		166		3830	
383 HAWAII				133	
384 P RICO		11		136	
388 YUGO SLAV				97	
389 IRELAND		25		162	
390 GERMANY E		129		859	
393 TAIWAN				63	
400 U STATES		1967027		17781438	
		2019511		18218134	
ICE					9251
334 ST PIERRE				195	
400 U STATES		8481		22811	
		8481		23006	
INCUBATORS BROODERS AND PARTS					9252
400 U STATES	NO				
	506	22715	18213	447610	
	506	22715	18213	447610	
IRON SAND PRESSURE BLASTING					9253
100 U KINGDOM		552		30028	
400 U STATES		29912		452866	
		30464		482894	
BALL POINT PENS AND PARTS					9254
100 U KINGDOM		376		1915	
306 BELGIUM				453	
327 FRANCE				3874	
335 GERMANY W		3008		11849	
344 ITALY				2211	
347 JAPAN		887		12871	
375 SWEDEN				2156	
376 SWITZRLND				144	
384 P RICO		18289		256954	
400 U STATES		149765		1270586	
		172325		1563013	
ALABASTER SPAR AMBER ORNAMENTS					9255
100 U KINGDOM		12360		106580	
215 INDIA				380	
231 HONG KONG		115		2610	
305 AUSTRIA		592		592	
317 CZECHOS				697	
318 DENMARK				460	
327 FRANCE		427		11465	
335 GERMANY W		20593		60917	
344 ITALY		1832		13353	
347 JAPAN		23752		137235	
354 NETHRLNDS				116	
365 POLAND		26628		26628	
366 PORTUGAL				422	
372 SPAIN		66		66	
376 SWITZRLND				332	
390 GERMANY E		22797		63196	
400 U STATES		32805		161090	
		141967		586139	
MACHINE CARD CLOTHING					9256
100 U KINGDOM		15018		104659	
400 U STATES		8069		84709	
		24087		189368	
PENCILS LEAD NON PROPELLING					9257
100 U KINGDOM	GROSS		1050	2807	
317 CZECHOS			1497	1999	
335 GERMANY W	925	1890	6546	17380	
347 JAPAN	600	688	6450	4748	
400 U STATES	1494	4697	15841	46259	
	3019	7275	31384	73193	

IMPORTS INTO CANADA FOR CONSUMPTION

179

Articles and Countries from which Imported	MONTH OF SEPTEMBER 1955		NINE MONTHS ENDED SEPTEMBER 1955		Class Number
	Quantities	Values (\$)	Quantities	Values (\$)	
PENCILS LEAD N O P					9258
100 U KINGDOM				2100	
327 FRANCE				300	
335 GERMANY W		1022		19875	
344 ITALY				144	
347 JAPAN		499		1102	
375 SWEDEN		128		128	
376 SWITZRLND		620		2924	
400 U STATES		22067		136363	
		24336		162936	
PENS FOUNTAIN EXCPT BALL POINT					9259
100 U KINGDOM				2694	
327 FRANCE				706	
335 GERMANY W		264		10932	
344 ITALY		1724		9094	
347 JAPAN		1041		2692	
376 SWITZRLND		372		2005	
400 U STATES		17899		104312	
		21300		132435	
		16831		137398	
PENS N O P PENHOLDERS RULERS					9260
100 U KINGDOM		2041		23759	
335 GERMANY W		110		4355	
376 SWITZRLND				217	
400 U STATES		14680		109067	
		16831		137398	
POST OFFICE PARCELS					9261
100 U KINGDOM		21720		228261	
203 B E AFR				234	
207 UN SO AFR				236	
215 INDIA		187		1785	
216 PAKISTAN				244	
217 CEYLON				83	
218 MALAYA				58	
220 BERMUDA				168	
221 B GUIANA		14		14	
223 BARBADOS				204	
224 JAMAICA				426	
225 TRINIDAD				188	
227 BAHAMAS				78	
231 HONG KONG		2248		17881	
232 MALTA				84	
234 AUSTRALIA		129		1083	
236 NEW ZEAL				271	
304 ARGENTINA				89	
305 AUSTRIA		79		1426	
306 BELGIUM		248		2211	
309 BRAZIL				57	
312 CHILE				64	
313 CHINA				58	
316 CUBA		102		289	
317 CZECHO S		392		1247	
318 DENMARK		545		3356	
321 ECUADOR				130	
326 FINLAND				29	
327 FRANCE		1326		19823	
334 ST PIERRE				112	
335 GERMANY W		3631		26117	
336 GREECE				447	
337 GUATEMALA				79	
338 HAITI				57	
340 HUNGARY		20		63	
344 ITALY		1112		6518	
347 JAPAN		1076		10935	
352 MEXICO		14		761	
353 MOROCCO		378		514	
354 NETHRLNOS		1354		8653	
355 INDONESIA				49	
359 NORWAY		153		746	
360 ISRAEL				76	
361 PANAMA				24	
363 PERU				34	
365 POLAND				56	
366 PORTUGAL		101		727	
367 AZORES		55		264	
371 THAILAND				15	
372 SPAIN		126		1294	
375 SWEDEN		356		2807	
376 SWITZRLND		737		5455	
378 JORDAN				44	
380 USSR		61		139	
381 ALASKA		24		2066	
383 HAWAII				617	
384 P RICO				12	
386 URUGUAY		65		65	
388 YUGO SLAV		53		73	
389 IRELAND				76	
390 GERMANY E				450	
391 LEBANON				60	
400 U STATES		1338503		12296374	
		1374809		12645856	
PRECIOUS STONES NOT MOUNTED					9262
100 U KINGDOM		5531		89465	
215 INDIA				8666	
217 CEYLON				3317	
231 HONG KONG		409		3605	
234 AUSTRALIA				1368	

IMPORTS INTO CANADA FOR CONSUMPTION

Articles and Countries from which Imported	MONTH OF SEPTEMBER 1955		NINE MONTHS ENDED SEPTEMBER 1955		Class Number
	Quantities	Values (\$)	Quantities	Values (\$)	
305 AUSTRIA		22003		182377	
306 BELGIUM				3488	
309 BRAZIL		2109		2542	
313 CHINA				200	
317 CZECHO S		7086		73747	
327 FRANCE		109		38455	
335 GERMANY W		9178		85752	
344 ITALY				1036	
347 JAPAN		39244		205534	
352 MEXICO		1172		17993	
371 THAILAND				5599	
372 SPAIN				2596	
376 SWITZRLND		277		23275	
400 U STATES		37175		316366	
		124293		1065381	
PULLEYS BELT POWER TRANS NOP					9263
100 U KINGDOM		830		33161	
335 GERMANY W		446		2036	
354 NETHRLNDS		436		1672	
400 U STATES		58270		502528	
		59982		539397	
SETTLERS EFFECTS					9264
100 U KINGDOM		298587		2457770	
203 B E AFR		1500		9545	
205 RHOD NYAS				12527	
207 UN SO AFR		4085		50810	
210 G COAST				2184	
211 NIGERIA		91		91	
215 INDIA		800		22509	
216 PAKISTAN		350		3436	
217 CEYLON		740		2740	
218 MALAYA		400		15962	
220 BERMUDA		2899		12760	
221 B GUIANA		2250		24166	
223 BARBADOS		735		4005	
224 JAMAICA		1150		21872	
225 TRINIDAD		150		14893	
227 BAHAMAS		100		3685	
228 LEEW WIND				3160	
231 HONG KONG		3840		29787	
232 MALTA		1175		9694	
234 AUSTRALIA		5480		95028	
235 FIJI				300	
236 NEW ZEAL		2795		24890	
304 ARGENTINA		1520		24670	
305 AUSTRIA		9850		105941	
306 BELGIUM		20611		141794	
308 BOLIVIA				3200	
309 BRAZIL		1835		28572	
311 BURMA		150		2150	
312 CHILE				2475	
313 CHINA		50		10775	
314 COLOMBIA		1000		6275	
316 CUBA				6500	
317 CZECHO S				760	
318 DENMARK		5445		83917	
320 DOM REP				6310	
322 EGYPT		775		5550	
324 ESTONIA				1967	
325 ETHIOPIA				1490	
326 FINLAND		2700		20865	
327 FRANCE		33587		223478	
329 FR E IND		510		510	
332 FR W IND				1000	
334 ST PIERRE				225	
335 GERMANY W		191817		1953734	
336 GREECE		5076		10811	
337 GUATEMALA				636	
340 HUNGARY				4253	
341 ICELAND				150	
342 IRAN				1500	
343 IRAQ		300		700	
344 ITALY		9685		81428	
345 LIBYA				2913	
347 JAPAN		2000		18709	
349 LATVIA				4590	
352 MEXICO				10553	
353 MOROCCO		843		6918	
354 NETHRLNDS		97544		1435711	
355 INDONESIA				2200	
356 SURINAM				3530	
357 NETH ANT		1561		14561	
359 NORWAY		2215		48212	
360 ISRAEL		930		12735	
361 PANAMA		1000		6308	
363 PERU		5306		12641	
365 POLAND		275		6830	
366 PORTUGAL		100		100	
367 AZORES				600	
370 ROUMANIA				400	
372 SPAIN		500		735	
375 SWEDEN		16726		101826	
376 SWITZRLND		20847		182138	
378 JORDAN				250	
379 TURKEY				500	
380 USSR				1155	

IMPORTS INTO CANADA FOR CONSUMPTION

181

Articles and Countries from which Imported	MONTH OF SEPTEMBER 1955		NINE MONTHS ENDED SEPTEMBER 1955		Class Number
	Quantities	Values (\$)	Quantities	Values (\$)	
381 ALASKA		2500		6270	
383 HAWAII				10800	
384 P R I C O				1855	
386 URUGUAY		500		900	
387 VENEZUELA		4470		44448	
388 YUGO SLAV		295		3665	
389 IRELAND		650		6940	
391 LEBANON				2145	
392 SYRIA		300		300	
400 U STATES		1859257		11385434	
		2630057		18890322	
SHOW CASES AND METAL PARTS					9265
100 U KINGDOM		110		1759	
335 GERMANY W				8769	
376 SWITZRLND				109	
400 U STATES		13952		249568	
		14062		260205	
SIGNS LETTERS OTHER THAN PAPER					9266
100 U KINGDOM		3131		32309	
231 HONG KONG				105	
306 BELGIUM		1015		1994	
327 FRANCE				1304	
335 GERMANY W				718	
354 NETHRLNDS				3303	
375 SWEDEN				551	
376 SWITZRLND				1442	
400 U STATES		40993		435564	
		45139		477290	
MEASURING RULES AND TAPES					9267
100 U KINGDOM		7591		61733	
306 BELGIUM				185	
317 CZECHO S				715	
318 DENMARK				375	
327 FRANCE				602	
335 GERMANY W		4151		29397	
347 JAPAN		129		708	
354 NETHRLNDS		984		6843	
376 SWITZRLND				317	
400 U STATES		48247		404682	
		61102		505557	
WASTE AND JUNK N O P					9269
100 U KINGDOM	CWT		1711	6438	
400 U STATES		17535	120608	52104	
		17535	122319	58542	
WAX VEGETABLE AND MINERAL NOP					9270
100 U KINGDOM	LB		3232	1603	
223 BARBADOS		2240	5180	2776	
234 AUSTRALIA			390	118	
309 BRAZIL		118823	1380053	987709	
316 CUBA		2100	6060	1640	
335 GERMANY W			5142	2393	
352 MEXICO		7202	36092	21940	
365 POLAND			40000	6783	
390 GERMANY E		44092	99115	14419	
400 U STATES		30837	523333	271131	
		205294	2098597	1310512	
109172					
WAX AND MANUFACTURES N O P					9271
100 U KINGDOM		996		8673	
335 GERMANY W				19808	
344 ITALY				375	
359 NORWAY				321	
400 U STATES		25788		251756	
		26784		280933	
WHIPS AND PARTS					9272
100 U KINGDOM				2090	
234 AUSTRALIA				539	
400 U STATES		286		2813	
		286		5442	
WINDOW CORNICES CORNICE POLES					9273
354 NETHRLNDS				295	
400 U STATES				1103	
				1398	
UNENUMERATED ARTICLES					9274

Value, Price and Volume Indexes of Imports for Consumption

The following table gives index numbers of the declared (statistical) value of imports for consumption by months, and of the unit value (price) and volume of these imports. The value index expresses the value of imports in a given month as a percentage of the monthly average in the base year. The price index is of the fixed-weight aggregative (Laspeyre) type, and combines unit values calculated from the monthly import statistics with specified wholesale or other price quotations. These latter quotations are used where inadequate quantity reporting or insufficiently homogeneous items in the trade statistics prevent the obtaining of sufficiently representative unit value series. The volume index is derived by dividing the value index by the corresponding price index, and is, therefore, of the currently-weighted (Paasche) type. These indexes are computed with 1948 as an interim reference base pending conversion to the Bureau's official post-war reference base (1949).

In computing the price index certain adjustments were made to the regular grouping of commodities used in the trade statistics, and all three indexes are presented on the basis of these adjusted groups. The chief adjustments are as follows: the two groups "agricultural and vegetable products" and "animals and animal products" have been combined into one group now titled "agricultural and animal products"; the sub-group "rubber and its products" (1680-1730) and the item "advertising matter" (4291) have been transferred to the "miscellaneous products" group; the item "arms, etc., British or N.A.T.O. countries" (9196) has been deducted from the "miscellaneous products" total and the grand total; three "ships" items (9155-57) have been transferred to the "iron and steel and their products" group; and a few other adjustments designed to improve group classification by component material have been made.

These indexes are currently computed from the original data for months, quarters and calendar years. Approximate indexes for other periods may be obtained by averaging the monthly values. Although such indexes will be less accurate than would result from a separate computation based on the original data, the margin of error is insufficient to necessitate a lengthy separate computation.

A complete record of these series by months for the post-war period is published in issues of Volume I of the annual report "Trade of Canada". Some additional commodity information appears in issues of the "Review of Foreign Trade". Details of the computation of the price indexes are given in D.B.S. Reference Paper, No. 8, 1950, titled "Export and Import Price Indexes by Months, July, 1945 - June, 1950 (1948 = 100)".

MONTHLY INDEX NUMBERS OF DECLARED VALUES, PRICES AND PHYSICAL VOLUME OF IMPORTS FOR CONSUMPTION, BY GROUPS

Interim base, 1948 = 100

Month	Total			Agricultural and Animal Products			Fibres and Textiles			Wood Products and Paper			
	1953	1954	1955	1953	1954	1955	1953	1954	1955	1953	1954	1955	
INDEX OF DECLARED VALUES													
1	January	147.5	127.2	139.0	104.4	107.1	127.5	130.5	84.2	104.0	185.3	196.4	212.2
2	February	140.5	132.8	139.3	103.4	110.2	97.7	124.0	89.5	100.2	192.1	214.4	238.7
3	March	163.4	160.3	168.6	122.1	130.5	134.4	127.8	108.4	121.5	220.5	248.7	263.4
4	April	177.9	157.8	172.9	132.1	146.9	147.5	129.0	95.5	116.0	234.1	213.8	241.2
5	May	190.5	163.4	195.7	147.3	155.4	161.7	122.1	93.0	112.5	237.6	214.2	275.5
6	June	184.2	188.7	180.6	133.4	170.7	155.0	104.8	105.0	97.8	204.2	251.3	268.7
7	July	182.6	154.3	169.7	135.3	136.4	127.2	107.9	86.0	93.6	214.7	206.4	241.1
8	August	156.2	151.3	195.8	115.1	138.5	146.2	99.1	99.6	117.2	204.1	230.0	294.8
9	September	165.8	145.4	188.7	130.0	137.5	143.3	93.9	85.6	107.4	234.9	228.9	290.9
10	October	161.6	150.8		141.0	153.4		94.8	87.9		253.2	228.8	
11	November	159.5	168.6		146.3	182.3		102.9	103.9		225.9	245.1	
12	December	153.1	152.3		156.1	158.0		88.2	102.0		220.3	225.1	
AI	Annual Index	165.2	154.4		130.5	143.9		110.4	95.1		218.9	225.3	
INDEX OF PRICES													
1	January	108.4	109.4	109.1	98.1	97.1	102.3	102.2	101.1	98.7	115.1	118.0	116.3
2	February	106.1	109.0	109.6	97.9	97.8	101.8	99.7	102.6	97.9	116.8	117.2	117.2
3	March	109.0	108.9	110.3	97.5	100.8	101.4	100.9	99.8	97.9	117.1	117.2	118.4
4	April	109.0	110.1	110.7	98.7	105.4	100.3	99.4	99.2	96.5	116.5	118.1	119.0
5	May	109.3	110.4	109.7	97.3	107.3	97.7	99.5	99.7	96.5	117.3	118.2	119.6
6	June	109.9	110.6	109.8	98.8	110.2	99.4	100.5	100.2	97.4	116.8	117.8	118.9
7	July	109.9	110.7	109.4	98.5	112.9	98.8	101.2	99.8	95.6	117.7	117.5	119.1
8	August	110.2	110.3	109.4r	98.1	113.0	97.5r	101.0	99.7	95.1r	117.6	117.4	119.2
9	September	111.0	109.8	110.5	97.6	110.0	97.7	103.2	99.0	96.6	117.8	117.	119.9
10	October	110.7	109.4		97.3	107.8		101.9	98.2		117.5	117.2	
11	November	110.1	109.1		97.3	103.2		102.2	98.3		117.9	117.2	
12	December	110.0	109.2		97.6	102.9		103.1	99.9		117.3	116.9	
AI	Annual Index	109.4	109.5		97.4	104.4		100.4	99.8		117.1	117.5	
INDEX OF PHYSICAL VOLUME													
1	January	136.1	116.3	127.4	106.4	110.3	124.6	127.7	83.3	105.4	161.0	166.4	182.5
2	February	130.0	121.8	127.1	105.6	112.7	96.0	124.4	87.2	102.3	164.5	182.9	203.7
3	March	149.9	147.2	152.9	125.2	129.5	132.5	126.7	108.6	124.1	188.3	212.2	222.5
4	April	163.2	143.3	156.2	133.8	139.4	147.1	129.8	96.3	120.2	200.9	181.0	202.7
5	May	174.3	148.0	178.4	151.4	144.8	165.5	122.7	93.3	116.6	202.6	181.2	230.4
6	June	167.6	170.6	164.5	135.0	154.9	155.9	104.3	104.8	100.4	174.8	213.3	226.0
7	July	167.6	139.4	155.1	137.4	120.8	128.7	106.6	86.2	97.9	182.4	175.7	202.4
8	August	141.7	137.2	179.0r	117.3	122.6	149.9r	98.1	99.9	123.2r	173.6	195.9	247.3
9	September	149.4	132.4	170.8	133.2	125.0	146.7	91.0	86.5	111.2	199.4	195.3	242.6
10	October	146.0	137.8		144.9	142.3		93.0	89.5		215.5	195.2	
11	November	144.9	154.5		150.4	176.6		100.7	105.7		191.6	209.1	
12	December	139.2	139.5		159.9	153.5		85.5	102.1		187.8	192.6	
AI	Annual Index	151.0	141.0		134.0	137.8		110.0	95.3		186.9	191.7	

MONTHLY INDEX NUMBERS OF DECLARED VALUES, PRICES AND PHYSICAL VOLUME OF IMPORTS FOR CONSUMPTION, BY GROUPS

Interim base, 1948 = 100

Iron and Steel and their Products			Non-Ferrous Metals and their Products			Non-Metallic Minerals and their Products			Chemicals and Fertilizers			Miscellaneous Products			
1953	1954	1955	1953	1954	1955	1953	1954	1955	1953	1954	1955	1953	1954	1955	
INDEX OF DECLARED VALUES															
175.3	144.8	152.7	205.3	202.6	228.5	90.4	86.3	79.4	171.5	149.3	173.2	294.9	227.5	268.5	1
170.2	158.5	155.9	176.5	192.5	203.1	86.4	78.0	78.0	159.4	157.6	166.4	268.0	263.9	300.1	2
209.3	198.1	205.0	223.2	221.5	242.7	89.6	83.9	87.6	182.8	194.0	208.6	313.4	344.0	357.0	3
229.0	198.0	210.6	240.6	213.9	225.5	90.8	81.3	91.2	200.3	181.7	203.6	394.3	330.8	398.8	4
239.9	199.4	236.9	263.2	212.0	253.1	111.5	90.8	115.9	206.8	191.1	238.8	421.2	361.0	461.5	5
243.1	222.8	219.7	240.8	247.2	239.9	118.8	122.3	113.7	196.2	221.4	226.4	388.5	410.9	372.8	6
223.4	172.2	202.9	257.8	223.5	211.6	127.4	107.2	105.6	192.3	179.0	212.1	371.3	347.1	441.9	7
174.0	147.5	225.2	226.1	225.6	283.9	118.2	102.0	139.3	171.6	182.3	232.0	357.6	391.7	424.2	8
175.1	135.6	202.2	272.2	257.5	304.8	123.3	104.3	118.3	203.5	186.0	240.8	384.6	339.6	510.4	9
160.5	133.2		276.9	285.5		121.7	106.5		190.9	201.5		357.0	347.7		10
158.5	151.2		268.0	281.6		119.5	117.9		187.3	210.5		331.3	397.1		11
166.7	149.9		235.2	264.6		104.4	102.5		171.0	171.5		292.9	305.1		12
194.2	167.6		210.5	235.7		108.5	98.6		186.2	185.5		347.9	338.9		AI
INDEX OF PRICES															
117.0	120.6	120.4	119.9	118.2	121.0	102.8	106.3	100.7	107.4	108.9	108.1	113.1	102.7	111.6	1
117.9	119.7	121.9	120.8	117.5	122.6	101.1	105.1	100.5	107.3	108.2	108.0	114.7	101.8	114.8	2
118.7	120.2	123.2	120.6	118.1	123.6	102.9	102.8	100.9	108.1	110.1	108.8	116.6	102.5	117.9	3
119.1	121.3	123.6	119.9	119.8	124.7	103.3	103.3	102.8	108.7	109.5	109.3	114.0	102.4	119.1	4
120.3	121.3	123.7	121.7	120.5	124.1	103.3	102.8	100.6	108.9	109.0	110.1	113.7	103.4	116.8	5
120.6	120.9	123.7	121.3	120.9	125.3	104.6	102.2	99.7	110.9	108.5	109.8	111.8	104.3	115.3	6
121.0	120.2	123.9	118.8	120.4	124.3	104.3	101.7	99.1	109.7	108.1	109.8	111.5	104.9	115.5	7
121.2	119.7	124.1	119.3	120.1	124.1r	106.2	100.9	99.4r	109.9	106.6	109.5r	110.3	105.5	118.0	8
121.9	119.9	126.5	118.6	119.8	124.3	108.0	100.3	99.5	110.8	107.1	109.4	109.1	107.5	121.0	9
121.8	120.0		118.4	120.4		108.0	100.3		110.1	107.7		109.2	107.1		10
121.2	120.2		117.6	120.4		106.9	101.6		110.2	108.5		106.5	107.5		11
120.6	120.2		117.9	120.5		107.4	100.6		109.7	108.4		103.8	110.5		12
120.1	120.4		119.7	120.4		104.8	102.1		109.4	108.1		111.0	105.3		AI
INDEX OF PHYSICAL VOLUME															
149.8	120.1	126.8	171.2	171.4	188.8	87.9	81.2	78.8	159.7	137.1	160.2	260.7	221.5	240.6	1
144.4	132.4	127.9	146.1	163.8	165.7	85.5	74.2	77.6	148.6	145.7	154.1	233.7	259.2	261.4	2
176.3	164.8	166.4	185.1	187.6	196.4	87.1	81.6	86.8	169.1	176.2	191.7	268.8	335.6	302.8	3
192.3	163.2	170.4	200.7	178.5	180.8	87.9	78.7	88.7	184.3	165.9	186.3	345.9	323.0	334.8	4
199.4	164.4	191.5	216.3	175.9	203.9	107.9	88.3	115.2	189.9	175.3	216.9	370.4	349.1	395.1	5
201.6	184.3	177.6	198.5	204.5	191.5	113.6	119.7	114.0	176.9	204.1	206.2	347.5	394.0	323.3	6
188.8	143.3	163.8	217.0	185.6	170.2	122.1	105.4	106.6	175.3	165.6	193.2	333.0	330.9	382.6	7
143.6	123.2	181.5	189.5	187.8	228.8r	111.3	101.1	140.1r	156.1	171.0	211.9r	324.2	371.3	359.5	8
143.6	113.1	159.8	229.5	214.9	245.2	114.2	104.0	118.9	183.7	173.7	220.1	352.5	315.9	421.8	9
131.8	111.0		233.9	237.1		112.7	106.2		173.4	187.1		326.9	324.6		10
130.8	125.8		227.9	233.9		111.8	116.0		170.0	194.0		311.1	369.3		11
138.2	124.7		199.5	219.6		97.2	101.9		155.9	158.2		282.2	276.1		12
161.7	139.2		200.9	195.8		103.5	96.6		170.2	171.6		313.4	321.8		AI

STATISTICS CANADA LIBRARY
BIBLIOTHÈQUE STATISTIQUE CANADA



1010492890